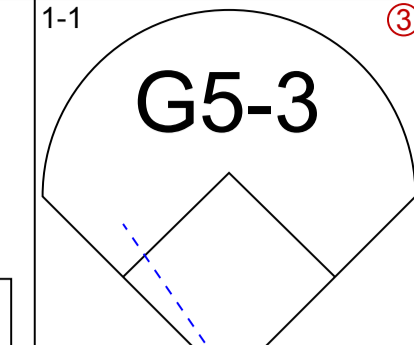
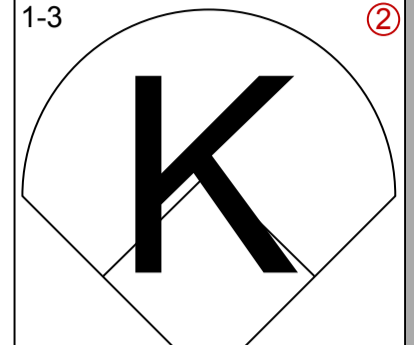
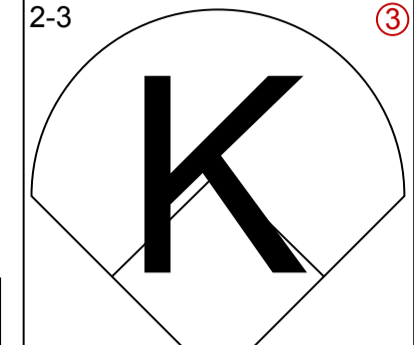
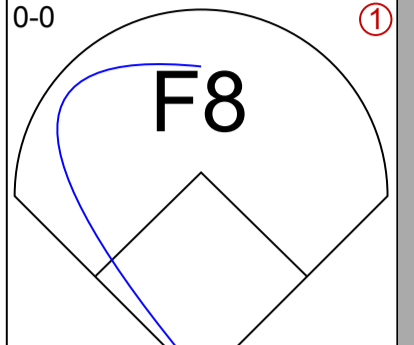
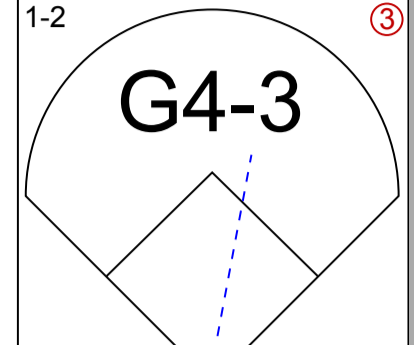
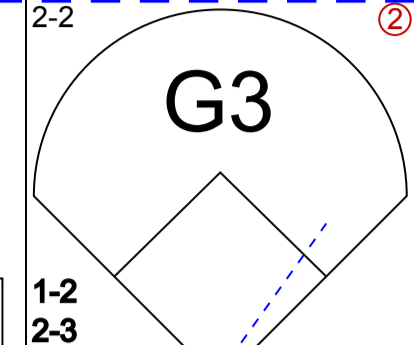
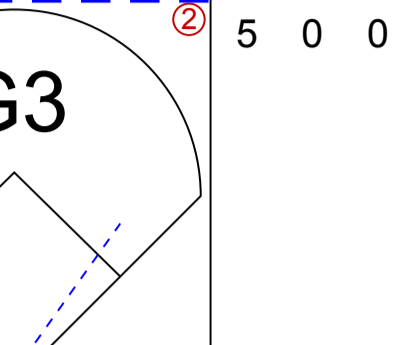
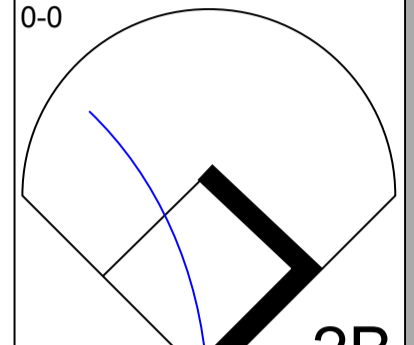
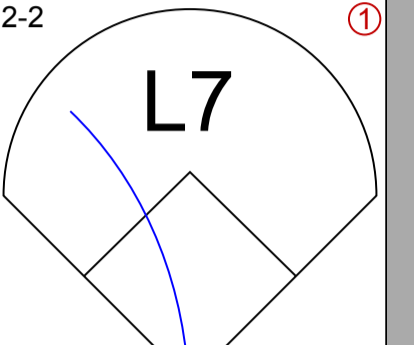
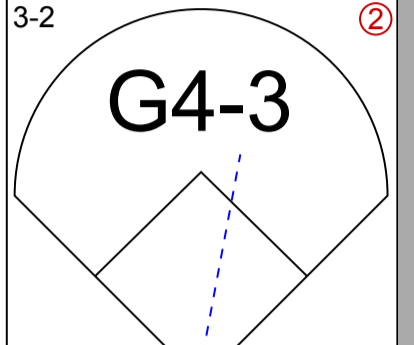
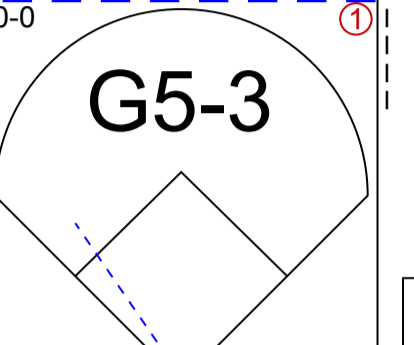

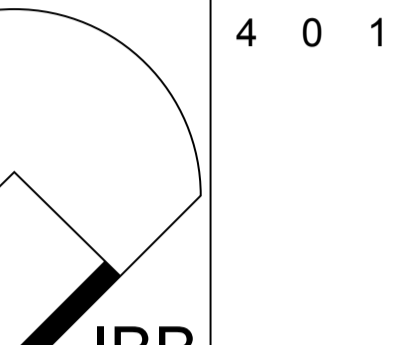


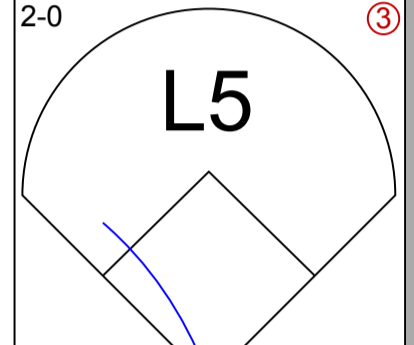
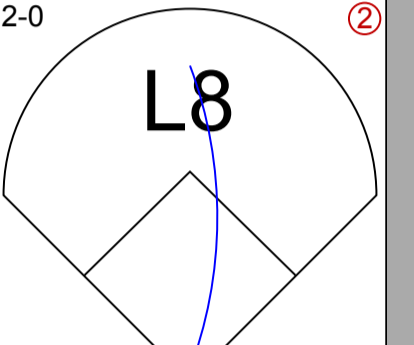
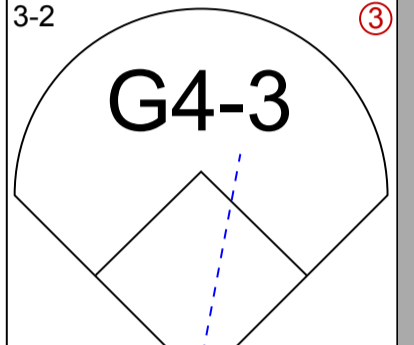
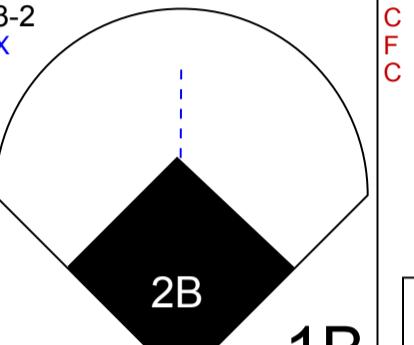
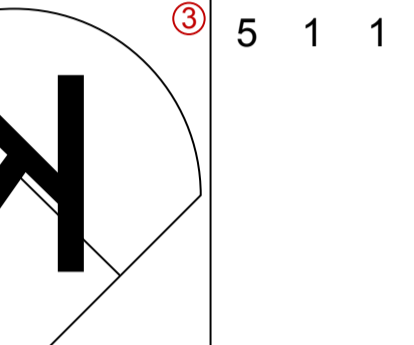
San Diego Padres - 1996

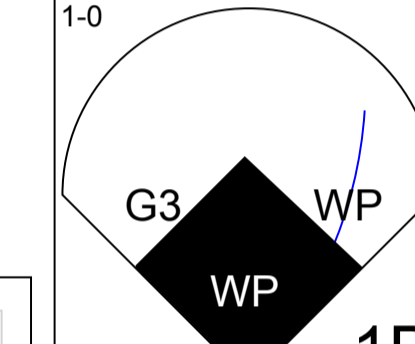
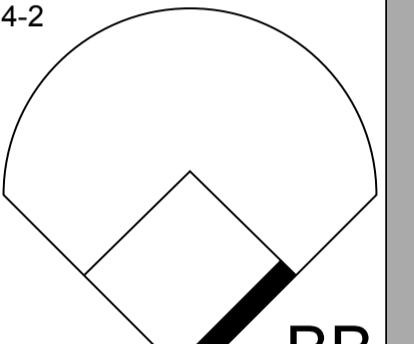
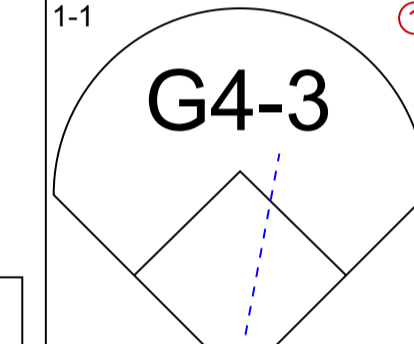
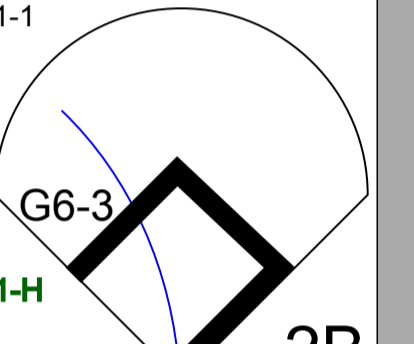
Batter 1 2 3 4 5 6 7 8 9 10 AB R H RBI BB SO LOB TOP

Rickey Henderson, R (1, 7) BB X	2-3 ① 		1-0 ② 		1-1 ③ 		0-0 	X 2-3 ② 		4-1 BB 1-2 ② 	4 0 0 0 1 1 1
---------------------------------------	---	--	---	--	---	--	--	--	--	--	---------------

Steve Finley, L (1, 8) C X	1-3 ② 		2-3 ③ 		0-0 ① 		1-2 ③ 	X 3-H 		2-2 ② 	5 0 0 0 0 2 2
----------------------------------	---	--	---	--	---	--	---	---	--	---	---------------

Tony Gwynn, L (1, 9) OBP: 0.400, SLG: 0.500 X	0-0 			2-2 ① 		3-2 ② 		0-0 ① 	X 	4-0 	4 0 1 0 1 0 0
---	--	--	--	--	--	---	--	---	--	--	---------------

Ken Caminiti, S (1, 5) OBP: 0.200, SLG: 0.200 B X	2-0 ③ 			2-0 ② 		3-2 ③ 		3-2 X 		0-3 ③ 	5 1 1 0 0 1 4
--	---	--	--	--	--	---	--	---	--	---	---------------

Wally Joyner, L (1, 3) OBP: 0.750, SLG: 1.000 B X		1-0 		4-2 		1-1 ① 		1-1 B X 			3 1 2 1 1 0 0
--	--	--	--	---	--	---	--	--	--	--	---------------

Brad Ausmus, R (1, 2)		3-1 X 		2-3 ③ 		2-2 F B C X 		1-1 B C X 			4 0 0 0 0 1 3
-----------------------	--	--	--	---	--	---	--	--	--	--	---------------

Andujar Cedeno, R (1, 6) OBP: 0.250, SLG: 0.250 B C C X		2-2 X 		2-0 B B X 		0-0 X 		3-3 B C B S S X 			4 1 1 0 0 1 1
--	--	---	--	---	--	---	--	--	--	--	---------------

Jody Reed, R (1, 4) OBP: 0.500, SLG: 0.333 C B B X		2-1 X 		1-1 B S X 		1-1 B B C B X 		4-1 B B C B X 		0-1 C X 	3 1 1 0 1 0 1
---	--	---	--	---	--	---	--	---	--	--	---------------

Andy Ashby, R (1, 1) Chris Gwynn, L (8, PH) Willie Blair, R (8, 1) Scott Livingstone, L (10, PH) Trevor Hoffman, R (10, 1) C B B X		1-1 X 		2-0 B B X 		1-2 B B C B X 		1-3 S I SAFE S S X 			1 0 0 1 0 0 0 1 0 0 0 0 0 1 0 0 0 0 0 0 0 1 0 0 0 0 1 1 0 0 0 0 0 0 0
--	--	---	--	---	--	---	--	---	--	--	---

Inning Stats	R: 0 E: 0 K: 2 S: 11	H: 1 LOB: 1 BB: 0 P: 16	R: 1 E: 0 K: 0 S: 8	H: 1 LOB: 0 BB: 0 P: 16	R: 0 E: 0 K: 1 S: 7	H: 0 LOB: 0 BB: 0 P: 11	R: 0 E: 0 K: 1 S: 10	H: 0 LOB: 1 BB: 1 P: 20	R: 1 E: 0 K: 0 S: 6	H: 1 LOB: 0 BB: 0 P: 12	R: 0 E: 0 K: 0 S: 7	H: 0 LOB: 0 BB: 0 P: 13	R: 0 E: 0 K: 0 S: 6	H: 0 LOB: 0 BB: 0 P: 9	R: 1 E: 0 K: 0 S: 9	H: 0 LOB: 0 BB: 1 P: 15	R: 1 E: 0 K: 1 S: 15	H: 2 LOB: 1 BB: 0 P: 23	R: 0 E: 0 K: 2 S: 12	H: 1 LOB: 3 BB: 2 P: 23	1B: 4 2B: 2 3B: 0 HR: 0	SF: 0 SAC: 1 DP: 0 HBP: 0	WP: 3 PB: 0 SB: 1 CS: 0	PA: 40
--------------	-------------------------------	----------------------------------	------------------------------	----------------------------------	------------------------------	----------------------------------	-------------------------------	----------------------------------	------------------------------	----------------------------------	------------------------------	----------------------------------	------------------------------	---------------------------------	------------------------------	----------------------------------	-------------------------------	----------------------------------	-------------------------------	----------------------------------	----------------------------------	------------------------------------	----------------------------------	--------

PITCHER	Jaime Navarro, R (1, 1) ERA: 3.38	IP: 8.0	WLS: 29	BF: 3	H: 3	R: 3	ER: 3	SO: 4	BB: 2	IBB: 0	HBP: 0	BLK: 0	WP: 3	HR: 0	S: 64	P: 112	ERA: 3.38	WHIP: 0.625								
PITCHER	Doug Jones, R (9, 1) ERA: 6.75	IP: 1.1	WLS: 8	BF: 3	H: 1	R: 1	ER: 2	SO: 1	BB: 1	IBB: 0	HBP: 0	BLK: 0	WP: 0	HR: 0	S: 21	P: 34	ERA: 6.75	WHIP: 3.000								
PITCHER	Bob Patterson, L (10, 1) ERA:	IP: 0.2	WLS: 3	BF: 0	H: 0	R: 0	ER: 0	SO: 1	BB: 0	IBB: 1	HBP: 0	BLK: 0	WP: 0	HR: 0	S: 6	P: 12	ERA: 0.00	WHIP: 0.000								

San Diego Padres @ Chicago Cubs
Wrigley Field, Chicago, IL
Mon Apr 01 1996, 3:33 AM CST
Att. 38,734 - Sunny - 38 F

livebaseballscorecards.com

AB	35
R	4
H	6
RBI	2
BB	4
SO	7
LOB	14



Batter	1	2	3	4	5	6	7	8	9	10	AB R H RBI BB SO LOB
Brian McRae, S OBP: 0.250, SLG: 0.250 (1, 8)	G4-3		K			G3-1		SH5-4		2-2 1B 23 BB	4 0 1 0 0 1 1
23 Ryne Sandberg, R (1, 4)	F7					G1-3		1B BB		4-2 1B 1-2 2-3 BB	3 0 0 0 2 0 0
Mark Grace, L OBP: 0.400, SLG: 0.400 (1, 3)	K					G4-3		1B 1-3 2-H		2-2 1-2 2-3 3-H 1B	5 0 2 1 0 1 0
Sammy Sosa, R OBP: 0.250, SLG: 0.250 (1, 9)		G6-3				G1-3		HR 1B			4 1 1 0 0 1 2
Luis Gonzalez, L (1, 7)		K				F8		L8		F8	4 0 0 0 0 1 1
Scott Servais, R OBP: 0.250, SLG: 1.000 (1, 2)		F8				L8		HR		K	4 1 1 2 0 1 0
José Hernández, R OBP: 0.500, SLG: 0.333 (1, 5)			F8 1B			HR BB		K		K	3 1 1 0 1 2 0
Rey Sanchez, R OBP: 0.500, SLG: 1.250 (1, 6)			F8			HR		L6		2-2 23 BB 1B 1B	4 2 2 2 0 0 1
Jaime Navarro, R Scott Bullett, L Doug Jones, R Bob Patterson, R			K			F8		SH5-4 1B BB		K	2 0 0 0 0 1 1 0 0 0 0 1 0 0 0 0 0 0 0 0 0 1 0 0 0 0 1 1

Inning Stats	R: 0 E: 0 K: 1 S: 7	H: 0 LOB: 0 BB: 0 P: 11	R: 0 E: 0 K: 1 S: 8	H: 0 LOB: 0 BB: 0 P: 9	R: 0 E: 0 K: 2 S: 13	H: 1 LOB: 1 BB: 0 P: 20	R: 0 E: 0 K: 0 S: 6	H: 0 LOB: 0 BB: 0 P: 9	R: 2 E: 0 K: 0 S: 11	H: 1 LOB: 0 BB: 1 P: 20	R: 0 E: 0 K: 0 S: 5	H: 0 LOB: 0 BB: 0 P: 7	R: 2 E: 0 K: 1 S: 10	H: 2 LOB: 0 BB: 0 P: 15	R: 0 E: 0 K: 1 S: 8	H: 1 LOB: 2 BB: 2 P: 19	R: 0 E: 0 K: 2 S: 7	H: 0 LOB: 0 BB: 0 P: 8	R: 0 E: 0 K: 1 S: 16	H: 3 LOB: 3 BB: 1 P: 27	1B: 6 2B: 0 3B: 0 HR: 2	SF: 0 SAC: 1 DP: 0 HBP: 0	WP: 0 PB: 0 SB: 1 CS: 0	PA: 39
--------------	------------------------------	----------------------------------	------------------------------	---------------------------------	-------------------------------	----------------------------------	------------------------------	---------------------------------	-------------------------------	----------------------------------	------------------------------	---------------------------------	-------------------------------	----------------------------------	------------------------------	----------------------------------	------------------------------	---------------------------------	-------------------------------	----------------------------------	----------------------------------	------------------------------------	----------------------------------	--------

PITCHER	IP	WLS	BF	H	R	ER	SO	BB	IBB	HBP	BLK	WP	HR	S	P	ERA	WHIP
Andy Ashby, R ERA: 5.14 (1, 1)	7.0		26	4	4	4	5	1	0	0	0	0	2	60	91	5.14	0.714
Willie Blair, R ERA: (8, 1)	2.0		8	1	0	0	3	2	0	0	0	0	0	15	27	0.00	1.500
Trevor Hoffman, R ERA: 27.0 (10, 1)	0.1	L	5	3	1	1	1	1	0	0	0	0	0	16	27	27.00	12.000

BOTTOM

San Diego Padres @ Chicago Cubs
Wrigley Field, Chicago, IL
Mon Apr 01 1996, 3:33 AM CST
Att: 38,734 - Sunny - 38 F

livebaseballscorecards.com

AB	34
R	5
H	8
RBI	5
BB	4
SO	9
LOB	7



Batter	1	2	3	4	5	6	7	8	9	AB R H RBI BB SO LOB	TOP	
Rickey Henderson, R (1, 7) S P B B B X	1-3 K	2-1 L6		1-3 K			3-2 G6-3		4-1 G4-6-3 BB	4 0 0 0 1 2 1		
Steve Finley, L (1, 8) X	0-0 L7		4-2 1B HR BB	1-0 G3			0-1 E7 1B FC6-4		0-1 G4-6-3 1-2f	4 2 0 0 1 0 1		
Tony Gwynn, L (1, 9) OBP: 0.700, SLG: 0.750 C X	0-1 BB 1B		3-1 1 SAFE 1 SAFE 1 SAFE 1 SAFE C X	1-2 HR 1B		4-0 G4-6-3 BB	1-0 FC6-4 1B		0-0 2B 1B	4 1 4 0 1 0 0		
Ken Caminiti, S (1, 5) OBP: 0.400, SLG: 0.778 B B C X 1 SAFE F B B	4-2 1B BB		0-0 HR	1-2 G4-6-3 1-2f		2-1 G4-6-3 1-2f	0-0 FC6-4 FC4-6		0-1 SAFE 2B	4 1 2 4 1 0 2		
Wally Joyner, L (1, 3) OBP: 0.556, SLG: 1.000 B X	1-0 1-2 2-H 1B		1-3 K	3-2 HR		3-2 HR	0-0 FC4-6 1-2f		3-3 K	5 1 2 1 0 2 3		
Brad Ausmus, R (1, 2) OBP: 0.250, SLG: 0.750 X		0-0 1B 2B	0-0 HR	1-0 L9			3-1 F9			4 2 2 1 0 0 0		
Andujar Cedeno, R (1, 6) OBP: 0.125, SLG: 0.125 X		0-0 L4	0-0 G5-3			2-3 K	1-3 K			4 0 0 0 0 2 1		
Jody Reed, R (1, 4) OBP: 0.375, SLG: 0.429 B B C X T C C C X		1-2 G4-3	0-2 L4			2-1 L9	0-0 2B			4 0 1 0 0 0 1		
Joey Hamilton, R (1, 1) OBP: 0.500, SLG: 0.500 Todd Steversen, R (8, PH) Willie Blair, R (6, 1) Fernando Valenzuela, L (7, 1) Scott Livingstone, L (8, PH) Scott Sanders, R (8, 1) Trevor Hoffman, R (8, 1) F B X		1-1 2-H 1B	1-3 K2-3			3-3 K	1-1 G6-3			2 0 1 1 0 1 0 1 0 0 0 0 1 0 0 0 0 0 0 0 0 0 0 0 0 0 0 0 1 0 0 0 0 0 1 0 0 0 0 0 0 0 0 0 0 0 0 0 0		
Inning Stats	R: 0 H: 2 E: 0 LOB: 2 K: 1 BB: 1 S: 12 P: 18	R: 1 H: 2 E: 0 LOB: 1 K: 0 BB: 0 S: 10 P: 14	R: 4 H: 3 E: 0 LOB: 0 K: 1 BB: 1 S: 16 P: 24	R: 0 H: 0 E: 0 LOB: 0 K: 2 BB: 0 S: 7 P: 10	R: 1 H: 1 E: 0 LOB: 0 K: 0 BB: 1 S: 6 P: 16	R: 0 H: 0 E: 0 LOB: 0 K: 2 BB: 0 S: 8 P: 15	R: 1 H: 1 E: 1 LOB: 1 K: 0 BB: 0 S: 9 P: 12	R: 0 H: 1 E: 0 LOB: 1 K: 1 BB: 0 S: 9 P: 14	R: 0 H: 2 E: 0 LOB: 2 K: 1 BB: 1 S: 9 P: 16	1B: 6 SF: 0 2B: 3 SAC: 0 3B: 0 DP: 2 HR: 3 HBP: 0	WP: 0 PA: 41 PB: 0 SB: 0 CS: 0	
PITCHER	IP WLS BF H R ER SO BB IBB HBP BLK WP HR S P ERA WHIP											
Frank Castillo, R (1, 1) ERA: 11.25	4.0 L 21 7 6 6 4 3 0 0 0 0 0 2 45 70 13.50 2.500											
Larry Casian, L (5, 1) ERA: 9.0	1.0 3 1 0 0 0 0 0 0 0 0 0 1 6 12 0.00 1.000											
Turk Wendell, R (6, 1) ERA:	1.0 3 0 0 0 2 0 0 0 0 0 0 0 8 15 0.00 0.000											
Rodney Myers, R (7, 1) ERA:	2.0 9 2 1 0 1 0 0 0 0 0 0 0 18 26 0.00 1.000											
Bob Patterson, L (9, 1) ERA:	1.0 5 2 0 0 1 1 0 0 0 0 0 0 9 16 0.00 3.000											

San Diego Padres @ Chicago Cubs
Wrigley Field, Chicago, IL
Wed Apr 03 1996, 3:33 AM CST
Att. 29,638 - Sunny - 50 F

livebaseballscorecards.com

AB	37
R	7
H	12
RBI	7
BB	4
SO	8
LOB	10



Batter	1	2	3	4	5	6	7	8	9	AB	R	H	RBI	BB	SO	LOB
Brian McRae, S OBP: 0.444, SLG: 0.500 (1, 8)	4-2 FC3-6 BB	1-0 G4-3			2-2 1B 2B		2-3 K	3-2 1B 23 S		4	1	2	1	1	1	3
23 Ryne Sandberg, R (1, 4)	3-1 F7		2-2 P2		2-3 K		1-3 K	2-3 K 1-2		5	0	0	0	0	3	3
Mark Grace, L OBP: 0.500, SLG: 0.500 (1, 3)	0-0 FC3-6 WP 1-2f		2-2 FC4-6 1B		1-0 HR 1B 2-H		1-1 1B 1B		0-0 F7	5	1	3	1	0	0	1
Sammy Sosa, R OBP: 0.333, SLG: 0.667 (1, 9)	3-3 K 1-2		1-2 FC4-6 1-2f		1-1 HR 1-H		1-1 1B 1-2		1-3 K	5	1	2	2	0	2	2
Luis Gonzalez, L (1, 7) Ozzie Timmons, R (7, PH) (8, 7)		0-0 F7	2-3 K		2-1 G1-3		2-3 K		0-2 K	3	0	0	0	0	1	1
Scott Servais, R OBP: 0.375, SLG: 1.143 (1, 2)		4-2 E BB BB		2-2 G6-3		1-2 G1-3		2-1 HR		3	1	1	1	1	0	0
José Hernández, R OBP: 0.500, SLG: 0.200 (1, 5)		4-0 E BB 1-2		1-1 G5-3		4-1 WP BB		3-3 K		2	0	0	0	2	1	0
Rey Sanchez, R OBP: 0.250, SLG: 0.625 (1, 6)		0-1 E5 1-2 2-3		1-0 G5-3		2-3 K 1-2		0-1 F9		4	0	0	0	0	1	3
Frank Castillo, R (1, 1) Larry Casian, R (5, 1) Leo Gomez, R (5, PH) (6, 1) Turk Wendell, L (6, 1) Brooks Kieschnick, L (6, PH) (7, 1) Rodney Myers, R (8, PH) (8, PH) (9, 1)		1-3 K		1-0 G5-3		2-3 K		4-2 S 1B BB		1	0	0	0	0	1	3

Inning Stats	R: 0	H: 0	E: 0	K: 1	S: 8	H: 0	LOB: 1	BB: 1	P: 18	R: 0	H: 0	E: 1	K: 1	S: 9	H: 0	LOB: 3	BB: 2	P: 19	R: 0	H: 1	E: 0	K: 1	S: 17	H: 0	LOB: 0	BB: 0	P: 24	R: 0	H: 0	E: 0	K: 0	S: 7	R: 3	H: 3	E: 0	K: 1	S: 15	H: 0	LOB: 0	BB: 0	P: 24	R: 0	H: 0	E: 0	K: 2	S: 10	H: 0	LOB: 1	BB: 1	P: 19	R: 0	H: 2	E: 0	K: 3	S: 13	H: 2	LOB: 2	BB: 0	P: 20	R: 2	H: 2	E: 0	K: 2	S: 16	H: 2	LOB: 1	BB: 1	P: 30	R: 0	H: 0	E: 0	K: 2	S: 8	H: 0	LOB: 0	BB: 0	P: 9	1B: 5	SF: 0	2B: 1	SAC: 0	3B: 0	DP: 0	HR: 2	HBP: 0
--------------	------	------	------	------	------	------	--------	-------	-------	------	------	------	------	------	------	--------	-------	-------	------	------	------	------	-------	------	--------	-------	-------	------	------	------	------	------	------	------	------	------	-------	------	--------	-------	-------	------	------	------	------	-------	------	--------	-------	-------	------	------	------	------	-------	------	--------	-------	-------	------	------	------	------	-------	------	--------	-------	-------	------	------	------	------	------	------	--------	-------	------	-------	-------	-------	--------	-------	-------	-------	--------

PITCHER	IP	WLS	BF	H	R	ER	SO	BB	IBB	HBP	BLK	WP	HR	S	P	ERA	WHIP
Joey Hamilton, R (1, 1) ERA: 5.4	5.0	W	23	4	3	3	4	3	0	0	0	1	1	56	96	5.40	1.400
Willie Blair, R (6, 1) ERA:	1.2		8	2	0	0	4	1	0	0	0	1	0	20	34	0.00	1.800
Fernando Valenzuela, L (7, 1) ERA:	0.1		1	0	0	0	1	0	0	0	0	0	0	3	5	0.00	0.000
Scott Sanders, R (8, 1) ERA: 27.0	0.2		5	2	2	2	1	1	0	0	0	0	1	13	25	27.00	4.500
Trevor Hoffman, R (8, 1) ERA: 5.4	1.1	S	4	0	0	0	3	0	0	0	0	0	0	11	14	0.00	0.000

BOTTOM

San Diego Padres @ Chicago Cubs
Wrigley Field, Chicago, IL
Wed Apr 03 1996, 3:33 AM CST
Att: 29,638 - Sunny - 50 F

AB	R	H	RBI	BB	SO	LOB
36	5	8	5	5	13	19

WP: 2 PA: 41
PB: 0
SB: 2
CS: 0



PITCHER	IP	WLS	BF	H	R	ER	SO	BB	IBB	HBP	BLK	WP	HR	S	P	ERA	WHIP
Joe Hamilton, R (1, 1) ERA: 5.4	5.0	W	23	4	3	3	4	3	0	0	0	1	1	56	96	5.40	1.400
Willie Blair, R (6, 1) ERA:	1.2		8	2	0	0	4	1	0	0	0	1	0	20	34	0.00	1.800
Fernando Valenzuela, L (7, 1) ERA:	0.1		1	0	0	0	1	0	0	0	0	0	0	3	5	0.00	0.000
Scott Sanders, R (8, 1) ERA: 27.0	0.2		5	2	2	2	1	1	0	0	0	0	1	13	25	27.00	4.500
Trevor Hoffman, R (8, 1) ERA: 5.4	1.1	S	4	0	0	0	3	0	0	0	0	0	0	11	14	0.00	0.000

Batter	1	2	3	4	5	6	7	8	9	AB R H RBI BB SO LOB	TOP											
Rickey Henderson, R OBP: 0.313, SLG: 0.308 (1, 7)	1-3 K	3-3 K			3-2 1B 2B	4-1 P6-3-6 BB		2-2 G6-3	2-2 3B	5 1 2 3 1 2 1												
Steve Finley, L OBP: 0.188, SLG: 0.071 (1, 8)	0-3 K		0-0 F8		0-1 2B 1B	1-2 P6-3-6 SAFE		1-2 G3-1	4-2 BB	5 1 1 0 1 1 1												
Tony Gwynn, L OBP: 0.625, SLG: 0.714 (1, 9)	2-0 BB 1B		2-1 F8		2-2 BB G5-3 1-H 2-H	2-2 F8			HBP BB 1B 1B G4-3	6 2 3 2 0 0 2												
Ken Caminiti, S OBP: 0.467, SLG: 0.692 (1, 5)	1-1 BB 1B		1-0 G3-1		4-1 G5-3 BB SF9 BB		0-0 S 1B 1B		0-0 F8	4 1 2 0 1 0 1												
Wally Joyner, L OBP: 0.714, SLG: 1.100 (1, 3)	4-0 BB			3-2 F9 1B 2B	4-1 SF9 G5-3 BB		2-0 S 1B	4-2 SAFE 1B HBP BB		2 2 2 0 3 0 0												
Brad Ausmus, R OBP: 0.308, SLG: 0.545 (1, 2)	2-1 L4			1-2 F9	3-2 G5-3		4-2 G6-4-3 BB	3-1 1B 1B FC3-2 HBP		3 0 0 1 1 0 6												
Andujar Cedeno, R OBP: 0.250, SLG: 0.273 Willie Blair, R (7, 1) Fernando Valenzuela, L (8, 1) Scott Livingstone, L OBP: 0.333, SLG: 0.333 Doug Bochtler, R (9, 1)		0-0 S 1B		1-2 1B 1B	3-2 SF9		2-3 K	0-0 FC3-2 1B 3B 1B		3 0 2 2 0 1 3 0 0 0 0 0 0 0 0 0 0 0 0 0 0 1 1 1 1 0 0 0 0 0 0 0 0 0 0												
Jody Reed, R OBP: 0.462, SLG: 0.455 (1, 4)		0-3 K		1-1 SAFE 1B 1-3	1-1 SAFE BB BB		1-1 G6-4-3	1-0 FC3-2 3B 1B		4 1 2 1 1 1 4												
Bob Tewksbury, R (1, 1) Craig Shipley, R (7, 6)		2-3 K		0-0 F9	1-3 K			0-2 G6-3	1-0 FC3-2 3B	3 0 0 0 0 2 4 2 1 0 0 0 0 3												
Inning Stats	R: 0 E: 0 K: 2 S: 11	H: 2 LOB: 3 BB: 1 P: 21	R: 0 E: 0 K: 3 S: 10	H: 1 LOB: 1 BB: 0 P: 15	R: 0 E: 0 K: 0 S: 4	H: 0 LOB: 0 BB: 0 P: 7	R: 1 E: 0 K: 0 S: 12	H: 3 LOB: 1 BB: 0 P: 18	R: 4 E: 0 K: 1 S: 24	H: 3 LOB: 2 BB: 3 P: 48	R: 0 E: 0 K: 0 S: 8	H: 0 LOB: 0 BB: 1 P: 15	R: 0 E: 0 K: 1 S: 11	H: 2 LOB: 2 BB: 1 P: 20	R: 0 E: 0 K: 0 S: 11	H: 0 LOB: 0 BB: 0 P: 14	R: 5 E: 0 K: 0 S: 15	H: 4 LOB: 2 BB: 2 P: 30	1B: 12 2B: 3 3B: 1 HR: 0	SF: 1 SAC: 0 DP: 2 HBP: 1	WP: 0 PB: 0 SB: 3 CS: 0	PA: 48
PITCHER	IP WLS BF H R ER SO BB IBB HBP BLK WP HR S P ERA WHIP																				IP WLS BF H R ER SO BB IBB HBP BLK WP HR S P ERA WHIP	
Darryl Kile, R ERA: 11.25 (1, 1)	4.0 L 23 9 5 5 5 3 0 0 0 0 0 48 85 11.25 3.000																					
Doug Brocail, R ERA: (5, 1)	3.0 12 2 0 0 2 3 0 0 0 0 0 32 59 0.00 1.667																					
Alvin Morman, L ERA: 10.8 (8, 1)	1.1 6 1 2 2 0 1 0 0 0 0 0 15 22 13.50 1.500																					
Mark Small, R ERA: 40.5 (9, 1)	0.2 7 3 3 3 0 1 0 1 0 0 0 11 22 40.50 6.000																					

San Diego Padres @ Houston Astros
 Astrodome, Houston, TX
 Fri Apr 05 1996, 8:05 PM EST
 Att. 28,629 - Dome

AB	38
R	10
H	15
RBI	10
BB	8
SO	7
LOB	25



Batter	1	2	3	4	5	6	7	8	9	AB R H RBI BB SO LOB
Brian Hunter, R OBP: 0.526, SLG: 0.556 (1, 8) C C B B B X	2-2 CS 1B 1B		2-1 1-2 G6-4-3 1B			1-1 G5-3	2-1 P2		0-1 P5	5 0 2 0 0 0 3
Craig Biggio, R OBP: 0.294, SLG: 0.267 (1, 4) 1 SAFE B B D C X	2-1 F9 5 CS 1B		1-2 1-2f 2-3 G6-4-3			0-1 G6-3		4-0 FC6-4 HBP		3 0 1 0 0 0 2
5 Jeff Bagwell, R OBP: 0.444, SLG: 0.786 (1, 3) C C B B B D	4-2 1-2 2-3 BB		0-2 F9			0-1 HR		1-3 K		3 1 1 1 1 1 2
Derek Bell, R OBP: 0.353, SLG: 0.625 (1, 9) F C X	0-2 F9			2-3 K		0-0 G5-3		1 SAFE 1 SAFE FC6-4 1B 1-2f HR		4 1 0 0 0 1 3
Derrick May, L OBP: 0.182, SLG: 0.200 (1, 7) B X	1-0 F9			0-0 F8			1-2 1B	1-1 1-2 HR 1B		4 1 2 0 0 0 2
Rick Wilkins, L OBP: 0.273, SLG: 0.200 (1, 2) Tony Eusebio, R OBP: 0.200, SLG: 0.800 (8, PH) (9, 2)		1-1 G3-1		1-1 G4-3			1-2 L6	1-1 1-H 2-H HR		3 0 0 0 0 0 1 1 1 1 3 0 0 0
Bill Spiers, L OBP: 0.333, SLG: 0.500 (1, 5) B C X		1-2 G4-3			0-1 G4-3		0-0 BB 1B	0-1 P5		4 0 1 0 0 0 0
Orlando Miller, R OBP: 0.313, SLG: 0.286 (1, 6) B X		1-0 G6-3			1-1 G4-3		1-3 K		3-3 K	4 0 0 0 0 2 2
Darryl Kile, R OBP: 1.000, SLG: 1.000 (5, 1) Doug Brocail, L OBP: 0.000, SLG: 0.000 (5, 1) Mike Simms, R OBP: 0.000, SLG: 0.000 (7, PH) Alvin Morman, L OBP: 0.000, SLG: 0.000 (8, 1) Mark Small, R OBP: 0.000, SLG: 0.000 (9, 1) John Cangelosi, S OBP: 0.000, SLG: 0.000 (9, PH)			3-2 G6-4-3 1B		0-1 G4-3		4-1 1-2 BB	0-2 L7		1 0 1 0 0 0 0 1 0 0 0 0 0 0 0 0 0 0 1 0 0 0 0 0 0 0 0 0 0 0 0 0 0 0 0 1 0 0 0 0 0 0

Inning Stats	R: 0	H: 2	E: 0	LOB: 2	K: 0	BB: 1	S: 12	R: 0	H: 0	E: 0	LOB: 0	K: 0	BB: 0	S: 6	R: 0	H: 2	E: 0	LOB: 1	K: 0	BB: 0	S: 13	R: 0	H: 0	E: 0	LOB: 0	K: 1	BB: 0	S: 6	R: 0	H: 0	E: 0	LOB: 0	K: 0	BB: 0	S: 6	R: 1	H: 1	E: 0	LOB: 0	K: 0	BB: 0	S: 7	R: 0	H: 2	E: 0	LOB: 3	K: 1	BB: 1	S: 13	R: 3	H: 2	E: 0	LOB: 0	K: 1	BB: 0	S: 11	R: 0	H: 0	E: 0	LOB: 0	K: 1	BB: 0	S: 10	1B: 7	SF: 0	2B: 0	SAC: 0	3B: 0	DP: 1	HR: 2	HBP: 1	WP: 0	PA: 37
--------------	------	------	------	--------	------	-------	-------	------	------	------	--------	------	-------	------	------	------	------	--------	------	-------	-------	------	------	------	--------	------	-------	------	------	------	------	--------	------	-------	------	------	------	------	--------	------	-------	------	------	------	------	--------	------	-------	-------	------	------	------	--------	------	-------	-------	------	------	------	--------	------	-------	-------	-------	-------	-------	--------	-------	-------	-------	--------	-------	--------

PITCHER	IP	WLS	BF	H	R	ER	SO	BB	IBB	HBP	BLK	WP	HR	S	P	ERA	WHIP
Bob Tewksbury, R ERA: 1.35 (1, 1)	6.2	W	27	7	1	1	2	2	0	0	0	0	1	61	91	1.35	1.350
Willie Blair, R ERA: 3.86 (7, 1)	1.0		5	1	2	2	1	0	0	1	0	0	0	9	17	18.00	1.000
Fernando Valenzuela, L ERA: 13.5 (8, 1)	0.1		2	1	1	1	0	0	0	0	0	0	1	4	5	27.00	3.000
Doug Bochtler, R ERA: (9, 1)	1.0		3	0	0	0	1	0	0	0	0	0	0	10	13	0.00	0.000

BOTTOM

San Diego Padres @ Houston Astros
Astrodome, Houston, TX

Fri Apr 05 1996, 8:05 PM EST
Att. 28,629 - Dome

livebaseballscorecards.com

AB	34
R	4
H	9
RBI	4
BB	2
SO	4
LOB	15



Batter	1	2	3	4	5	6	7	8	9	10	11	12	13	AB R H RBI BB SO LOB	TOP	
Rickey Henderson, R OBP: 0.348, SLG: 0.474	(1, 7) 2-1 G4-3 1B	3-2 1-H 3B		3-3 2-3 3-H K			2-2 F8		3-3 K		4-1 FC5 BB		2-1 L6	6 1 2 1 1 2 3		
Steve Finley, L OBP: 0.130, SLG: 0.048	(1, 8) 2-1 G4-3	1-0 G4-3			1-2 G4-3		0-0 F7			3-2 L1	0-0 FC5		0-0 FC4-2-5 IBB HR	7 1 0 0 0 0 6		
Tony Gwynn, L OBP: 0.652, SLG: 0.684	(1, 9) 2-0 G3 1B		3-2 F7		2-1 G6-3		1-1 S HBP 1B			0-0 FC5 1B		4-0 1B BB	1-2 HR IBB	5 1 3 1 2 0 0		
Ken Caminiti, S OBP: 0.409, SLG: 0.750	(1, 5) 0-0 G3		1-2 G6-3		1-2 G6-3		1-0 F8		1-0 F8		1-0 K		0-2 HR	7 1 2 4 0 1 4		
Wally Joyner, L OBP: 0.667, SLG: 0.867	(1, 3) 1-2 F8		0-0 G4-3		4-0 PO IBB		2-1 F8		1-2 FC5 1B		2-2 FC5 1B		1-3 FC1-6 1B	5 0 2 0 1 0 1		
Brad Ausmus, R OBP: 0.263, SLG: 0.412		0-2 G6-3		0-0 G5-3 1B WP	2-0 PO	0-0 G6-3	2-1 F9		0-0 FC5		0-0 FC5		1-1 FC1-6	6 1 1 0 0 0 6		
Andujar Cedeno, R Doug Bochler, R Marc Newfield, R Willie Blair, R Scott Livingstone, L Trevor Hoffman, R	(1, 6) (7, 1) (8, PH) (8, 1) (11, PH) (11, 1)	0-1 BB E 1B		2-0 WP G5-3 1B		1-3 K	1-3 K		1-3 K		0-0 P6		0-2 L3	3 1 2 0 0 1 0 0 0 0 0 0 0 0 1 0 0 0 0 0 1 2 0 0 0 0 0 0 0 0 1 0 0 0 0 0 0 0 1 0 0 0 0 0 0 2		
Jody Reed, R OBP: 0.421, SLG: 0.375	(1, 4) 4-2 FC6 BB		3-2 G5-3		1-1 G6-3		3-2 P4		3-2 P4		3-2 P4		1-1 2B FC4-2-5 1B	5 0 1 0 1 0 2		
Andy Ashby, R Craig Shipley, R Scott Sanders, R	(1, 1) (6, 6) (6, 1)	0-0 FC6 3B		1-0 G6-3		1-1 G6-3	1-1 G6-3		2-1 F9		0-0 FC5 S 1B		1-0 FC4-2-5 HR 2B	2 1 0 0 0 0 3 4 1 2 0 0 0 0 0 0 0 0 0 0 0		
Inning Stats	R: 1 H: 2 E: 0 K: 0 S: 9	R: 2 H: 2 E: 1 K: 0 S: 13	R: 0 H: 0 E: 0 K: 0 S: 8	R: 1 H: 2 E: 0 K: 1 S: 10	R: 0 H: 1 E: 0 K: 0 S: 9	R: 0 H: 0 E: 0 K: 1 S: 6	R: 0 H: 0 E: 0 K: 1 S: 6	R: 0 H: 1 E: 0 K: 1 S: 9	R: 0 H: 0 E: 0 K: 1 S: 13	R: 0 H: 2 E: 0 K: 0 S: 9	R: 0 H: 1 E: 0 K: 0 S: 7	R: 0 H: 1 E: 0 K: 1 S: 12	R: 4 H: 3 E: 0 K: 0 S: 13	1B: 10 2B: 3 3B: 1 HR: 1	SF: 0 SAC: 0 DP: 0 HBP: 1	WP: 1 PA: 60
PITCHER	IP WLS BF H R ER SO BB IBB HBP BLK WP HR S P ERA WHIP															
Shane Reynolds, R ERA: 6.0	(1, 1) 7.0															
Jeff Tabaka, L ERA:	(8, 1) 2.2															
Todd Jones, R ERA: 4.15	(10, 1) 2.1															
Mark Small, R ERA: 45.0	(13, 1) 0.1															
Alvin Morman, L ERA: 15.43	(13, 1) 0.2															

San Diego Padres @ Houston Astros
 Astrodome, Houston, TX
 Sat Apr. 06 1996, 8:05 PM EST
 Att. 24,510 - Dome - 68 F

AB	53
R	8
H	15
RBI	6
BB	5
SO	5
LOB	29




Batter	1	2	3	4	5	6	7	8	9	10	11	12	13	AB R H RBI BB SO LOB	
Brian Hunter, R (1, 8) OBP: 0.480, SLG: 0.500	3-1 P3		1-2 G6-3			2-1 FC5-2 1B	1-2 2B	0-0 G5-3			1-0 F7				6 1 2 0 0 0 3
Craig Biggio, R (1, 4) OBP: 0.391, SLG: 0.368	4-0 G6-4-3 BB		0-1 1B			4-2 FC5-2 5B 1-2 BB	1-1 WP 1-H 3-H 2B		0-1 F8			1-0 P4			4 0 2 3 2 0 0
5 Jeff Bagwell, R (1, 3) OBP: 0.417, SLG: 0.632	1-1 G6-4-3		3-3 K			1-2 FC5-2 1B	4-0 WP IBB		1-1 P6			0-3 K			5 0 1 0 1 2 2
Derek Bell, R (1, 9) OBP: 0.273, SLG: 0.476		1-1 G3		1-1 G6-3		2-3 K	2-3 K		0-2 G5-3			1-3 K			5 0 0 0 0 2 5
Todd Jones, L (10, 1)															0 0 0 0 0 0 0
Orlando Miller, R (12, PH) OBP: 0.294, SLG: 0.267															1 0 0 0 0 1 0
Mark Small, R (13, 1)															0 0 0 0 0 0 0
Alvin Morman, L (13, 1)															0 0 0 0 0 0 0
Derrick May, L (1, 7) OBP: 0.133, SLG: 0.143		1-1 L6		0-3 K		1-0 FC5-2	2-0 G4-3			2-0 F9			2-2 K		4 0 0 0 0 1 5
Jeff Tabaka, R (8, 1)															0 0 0 0 0 0 0
Mike Simms, R (10, 9)															2 0 0 0 0 1 0
Sean Berry, R (1, 5) OBP: 0.444, SLG: 0.533		2-0 1B		0-0 F8		1-1 F7		4-0 FC5-6 BB		1-0 L6			3-2 K		5 0 1 0 1 1 3
Rick Wilkins, L (1, 2) OBP: 0.267, SLG: 0.286		2-0 G6-3				3-2 F8-5 2B	2-1 G3-1	1-1 FC5-6 1B		2-2 G4-3			2-3 K		4 0 1 0 0 0 2
James Mouton, R (8, PR) (9, 7)								1-2 1B							2 0 0 0 0 1 0
Ricky Gutierrez, R (1, 6) OBP: 0.500, SLG: 0.400			2-1 G6-3 SH2-4 1B			3-2 F8-5	4-1 2B	1-0 1B			3-3 K				4 2 2 0 1 1 1
Shane Reynolds, R (1, 1)								1-2 2B							1 0 0 0 0 0 0
Bill Spiers, L (7, PH) OBP: 0.429, SLG: 0.714			1-1 SH2-4			2-2 F9	0-0 1B 2B	2-1 L9			1-3 K				1 1 1 1 0 0 0
John Cangelosi, S (8, 7)															0 0 0 0 0 0 0
Tony Eusebio, R (8, PH) (9, 2)															2 0 0 0 0 1 2

Inning Stats	R: 0	H: 0	R: 0	H: 1	R: 0	H: 2	R: 0	H: 0	R: 0	H: 1	R: 0	H: 3	R: 0	H: 1	R: 0	H: 0	R: 0	H: 0	R: 0	H: 0	R: 0	H: 0	R: 0	H: 0	R: 0	H: 1	R: 0	H: 0	R: 0	H: 0	R: 0	H: 0	R: 0	H: 0	R: 0	H: 0		
	E: 0	LOB: 0	E: 0	LOB: 1	E: 0	LOB: 0	E: 0	LOB: 0	E: 0	LOB: 2	E: 0	LOB: 2	E: 0	LOB: 0	E: 0	LOB: 0	E: 0	LOB: 0	E: 0	LOB: 0	E: 0	LOB: 0	E: 0	LOB: 0	E: 0	LOB: 0	E: 0	LOB: 0	E: 0	LOB: 0	E: 0	LOB: 0	E: 0	LOB: 0	E: 0	LOB: 0	E: 0	LOB: 0
	K: 0	BB: 1	K: 0	BB: 0	K: 1	BB: 0	K: 1	BB: 0	K: 0	BB: 1	K: 0	BB: 0	K: 0	BB: 0	K: 2	BB: 0	K: 0	BB: 0	K: 0	BB: 0	K: 0	BB: 0	K: 0	BB: 0	K: 0	BB: 0	K: 0	BB: 0	K: 3	BB: 0	K: 2	BB: 0	K: 0	BB: 0	K: 0	BB: 0	K: 0	BB: 0
	S: 4	P: 12	S: 6	P: 12	S: 13	P: 19	S: 6	P: 7	S: 10	P: 18	S: 13	P: 24	S: 13	P: 14	S: 7	P: 8	S: 5	P: 10	S: 7	P: 12	S: 8	P: 10	S: 9	P: 16	S: 7	P: 12	S: 8	P: 10	S: 9	P: 16	S: 7	P: 12	S: 8	P: 10	S: 9	P: 16	S: 7	P: 12

San Diego Padres @ Houston Astros
Astrodome, Houston, TX
Sat Apr 06 1996, 8:05 PM EST
Att: 24,510 - Dome - 68 F

AB	46
R	4
H	10
RBI	4
BB	5
SO	11
LOB	23



WP: 1	PA: 52
PB: 0	CS: 0

PITCHER	IP	WLS	BF	H	R	ER	SO	BB	IBB	HBP	BLK	WP	HR	S	P	ERA	WHIP
Andy Ashby, R (1, 1) ERA: 3.75	5.0		20	5	1	1	2	2	0	0	0	0	0	43	78	1.80	1.400
Scott Sanders, R (6, 1) ERA: 22.5	1.1		8	3	3	3	1	1	0	0	0	0	0	16	28	20.25	3.000
Doug Bochtler, R (7, 1) ERA:	0.2		4	1	0	0	1	0	1	0	0	1	0	6	15	0.00	1.500
Willie Blair, R (8, 1) ERA: 2.35	3.0		11	1	0	0	0	1	0	0	0	0	0	18	32	0.00	0.667
Trevor Hoffman, R (11, 1) ERA: 1.93	3.0	W	9	0	0	0	7	0	0	0	0	0	0	24	38	0.00	0.000

Batter	1	2	3	4	5	6	7	8	9	AB R H RBI BB SO LOB	TOP											
Rickey Henderson, R OBP: 0.393, SLG: 0.429 Steve Finley, L OBP: 0.167, SLG: 0.048	4-2 CS BB		4-2 1B BB	2-3 K	4-1 2B BB		3-2 E5 BB E	4-1 BB		2 2 0 0 3 1 1 0 0 0 0 1 0 0												
Jody Reed, R OBP: 0.440, SLG: 0.429	1-2 E8		0-0 F7	3-1 1B	0-1 2B		4-1 E 1B BB	0-0 G2-3		5 1 2 3 1 0 3												
Tony Gwynn, L OBP: 0.593, SLG: 0.591 Chris Gwynn, L	1-0 L1		1-0 L7	0-1 G3	4-0 BB		0-3 K		3-2 G6-3	3 0 0 0 1 0 3 2 0 0 0 0 1 2												
Ken Caminiti, S OBP: 0.370, SLG: 0.640 Andujar Cedeno, R OBP: 0.313, SLG: 0.333	0-0 G5-3		0-1 1B		E4 HBP 2B K		0-1 E8 1B 1B		2-2 E5 1B 2B	5 2 1 0 0 1 4 1 1 0 0 0 0 0												
Marc Newfield, R OBP: 0.429, SLG: 0.857		0-2 HR	2-1 G3-1		1-1 HBP 2B 1B	1-3 K	0-0 1B 1B		2-3 K	6 2 3 3 0 2 3												
Craig Shipley, R OBP: 0.667, SLG: 1.182		1-0 2B		3-2 1B 2B	2-0 2B 1B HBP	0-1 HR	1-1 1B		1-0 2B 1B	5 4 5 1 0 0 0												
Archi Cianfrocco, R OBP: 0.500, SLG: 0.833		2-2 G6-3		0-1 2B 1B	1-0 1B 2B	0-3 K	0-3 K		2-1 HR 2B	6 2 3 4 0 2 3												
Brian Johnson, R OBP: 0.500, SLG: 1.167		0-0 F9		0-1 G4-3 1B 2B	1-0 BB 2B 1B	2-0 G6-3		2-0 F9	2-1 HR	6 3 3 5 0 0 1												
Sean Bergman, R Scott Livingstone, L Bryce Florie, R	0-0 G5-3		0-1 G4-3		0-0 P3		0-0 G5-3	1-3 K	1-0 F7	5 0 0 0 0 1 3 1 0 0 0 0 0 0 0 0 0 0 0 0 0												
Inning Stats	R: 0 E: 1 K: 0 S: 12	H: 0 LOB: 1 BB: 1 P: 18	R: 1 E: 0 K: 0 S: 10	H: 2 LOB: 1 BB: 0 P: 13	R: 0 E: 0 K: 0 S: 8	H: 1 LOB: 2 BB: 1 P: 15	R: 3 E: 0 K: 1 S: 18	H: 4 LOB: 1 BB: 0 P: 26	R: 5 E: 1 K: 1 S: 13	H: 4 LOB: 2 BB: 2 P: 29	R: 1 E: 0 K: 2 S: 9	H: 1 LOB: 0 BB: 0 P: 12	R: 3 E: 2 K: 2 S: 17	H: 2 LOB: 2 BB: 1 P: 25	R: 0 E: 0 K: 1 S: 7	H: 0 LOB: 1 BB: 1 P: 14	R: 4 E: 1 K: 1 S: 17	H: 3 LOB: 0 BB: 0 P: 30	1B: 8 2B: 6 3B: 0 HR: 3	SF: 0 SAC: 0 DP: 0 HBP: 1	WP: 0 PB: 0 SB: 0 CS: 1	PA: 54
PITCHER	IP WLS BF H R ER SO BB IBB HBP BLK WP HR S P ERA WHIP																					
Greg Swindell, L ERA: 6.3	(1, 1) 4.0 L 23 8 6 6 1 2 0 0 0 0 0 1 51 78 13.50 2.500																					
Doug Brocail, R ERA: 5.4	(5, 1) 2.0 12 4 4 3 3 2 0 1 0 0 1 19 35 13.50 3.000																					
Mark Small, R ERA: 11.25	(7, 1) 3.0 19 5 7 0 4 2 0 0 0 0 1 41 69 0.00 2.333																					

San Diego Padres @ Houston Astros
Astrodome, Houston, TX
Sun Apr 07 1996, 4:33 AM EDT
Att: 16,258 - Dome - 68 F

AB	47
R	17
H	17
RBI	16
BB	6
SO	8
LOB	23



Batter	1	2	3	4	5	6	7	8	9	AB	R	H	RBI	BB	SO	LOB
Brian Hunter, R OBP: 0.414, SLG: 0.429 (1, 8)	1-0 G3			0-1 G6-3		2-1 P4			1-3 K	4	0	0	0	0	1	1
Craig Biggio, R OBP: 0.360, SLG: 0.333 Ricky Gutierrez, R OBP: 0.375, SLG: 0.286 (1, 4) (7, PH) (8, 4)	1-2 G5-3			2-2 G1-3			2-2 G6-3		2-3 K	2	0	0	0	0	0	0
5 Jeff Bagwell, R OBP: 0.365, SLG: 0.571 Mike Simms, R (7, PH) (8, 3)	0-1 G6-3			1-3 K			2-3 K		1-3 K	2	0	0	0	0	1	0
Derek Bell, R OBP: 0.280, SLG: 0.500 (1, 9)		0-1 P2			2-0 G4-3 G6-3 2B		2-2 G6-3			3	1	1	0	0	0	0
Derrick May, L OBP: 0.167, SLG: 0.176 (1, 7)		2-1 L4			1-0 G4-3			0-2 G6-4-3 1B		3	0	1	0	0	0	1
Sean Berry, R OBP: 0.381, SLG: 0.444 (1, 5)		0-1 G4-3			0-0 G6-3			0-1 G6-4-3 1-2f		3	0	0	1	0	0	1
Tony Eusebio, R OBP: 0.100, SLG: 0.400 (1, 2)			2-2 F9		1-1 G1-3			0-1 G6-3		3	0	0	0	0	0	0
Orlando Miller, R OBP: 0.300, SLG: 0.278 (1, 6)			0-1 G6-3			0-0 G6-3			2-0 E6 2B 1B	3	1	1	0	0	0	0
Greg Swindell, L OBP: 0.667, SLG: 1.000 Doug Brocail, L James Mouton, R Mark Small, R Bill Spiers, L OBP: 0.500, SLG: 0.875 (1, 1) (5, 1) (6, PH) (7, 1) (9, PH)			0-3 K			1-3 K			1-2 WP 2B	1	0	0	0	0	1	0

Inning Stats	R: 0	H: 0	E: 0	LOB: 0	K: 0	BB: 0	S: 7	P: 9	R: 0	H: 0	E: 0	LOB: 0	K: 0	BB: 0	S: 6	P: 8	R: 0	H: 0	E: 0	LOB: 0	K: 1	BB: 0	S: 10	P: 12	R: 1	H: 1	E: 0	LOB: 0	K: 0	BB: 0	S: 5	P: 9	R: 0	H: 0	E: 0	LOB: 0	K: 1	BB: 0	S: 6	P: 9	R: 0	H: 0	E: 0	LOB: 0	K: 1	BB: 0	S: 10	P: 16	R: 0	H: 1	E: 0	LOB: 0	K: 0	BB: 0	S: 7	P: 7	R: 1	H: 2	E: 1	LOB: 1	K: 3	BB: 0	S: 13	P: 20	1B: 2	SF: 0	2B: 2	SAC: 0	3B: 0	DP: 1	HR: 0	HBP: 0	WP: 1	PA: 30
--------------	------	------	------	--------	------	-------	------	------	------	------	------	--------	------	-------	------	------	------	------	------	--------	------	-------	-------	-------	------	------	------	--------	------	-------	------	------	------	------	------	--------	------	-------	------	------	------	------	------	--------	------	-------	-------	-------	------	------	------	--------	------	-------	------	------	------	------	------	--------	------	-------	-------	-------	-------	-------	-------	--------	-------	-------	-------	--------	-------	--------

PITCHER	IP	WLS	BF	H	R	ER	SO	BB	IBB	HBP	BLK	WP	HR	S	P	ERA	WHIP
Sean Bergman, R ERA: 1.13 (1, 1)	8.0	W	25	2	1	1	4	0	0	0	0	0	0	59	81	1.12	0.250
Bryce Florie, R ERA: 9.0 (9, 1)	1.0		5	2	1	1	3	0	0	0	0	1	0	13	20	9.00	2.000

BOTTOM

San Diego Padres @ Houston Astros
Astrodome, Houston, TX
Sun Apr 07 1996, 4:33 AM EDT
Att. 16,258 - Dome - 68 F

livebaseballscorecards.com

AB	30
R	2
H	4
RBI	2
BB	0
SO	7
LOB	5



Batter	1	2	3	4	5	6	7	8	9	AB R H RBI BB SO LOB
Devon White, S (1, 8) OBP: 0.207, SLG: 0.357	3-1 HR		2-2 K		1-1 F7		2-2 G6-3			4 1 1 1 0 1 0
Alex Arias, R (1, 6) OBP: 0.364, SLG: 0.300	0-2 F8		4-2 BB		2-1 1B			2-2 G6-3		3 0 1 0 1 0 0
Gary Sheffield, R (1, 9) OBP: 0.310, SLG: 0.391	4-0 WP S BB		1-3 K		2-3 K			0-0 F9		3 0 0 0 1 2 2
Jeff Conine, R (1, 7) OBP: 0.345, SLG: 0.444	4-2 G6-3 1-3 BB		1-1 F7		1-3 K			0-1 F8		3 0 0 0 1 1 2
Terry Pendleton, S (1, 5) OBP: 0.321, SLG: 0.385	0-0 G6-3 1-2f			0-1 1B 1B 1B		1-3 K		2-3 K		4 1 1 0 0 2 2
Greg Colbrunn, R (1, 3) OBP: 0.227, SLG: 0.409		2-3 K		0-2 G4-6-3 1-3 1B 1B		0-1 F7		2-2 2B		4 0 2 0 0 1 0
Charles Johnson, R (1, 2) OBP: 0.292, SLG: 0.417			1-1 F7		1-1 G4-6-3 1-2 3-H 1B		1-3 K		3-2 F9	4 0 1 1 0 1 1
Craig Grebeck, R (1, 4) OBP: 0.167, SLG: 0.118		4-2 BB		0-1 G4-6-3 1-2f 2-3			1-1 F9		1-1 G5-3	3 0 0 0 1 0 3
Chris Hammond, L (1, 1)			1-3 K		1-1 G4-3		2-0 F7			2 0 0 0 0 1 2
Yorkis Perez, L (6, 1)										0 0 0 0 0 0 0
David Weathers, R (6, 1)										0 0 0 0 0 0 0
Quitvio Veras, S (7, PH) OBP: 0.231, SLG: 0.167										1 0 0 0 0 0 0
Matt Mantei, R (7, 1)										0 0 0 0 0 0 0

Inning Stats	R: 1 E: 0 K: 0 S: 8	H: 1 LOB: 1 BB: 2 P: 19	R: 0 E: 0 K: 2 S: 10	H: 0 LOB: 1 BB: 1 P: 18	R: 0 E: 0 K: 2 S: 11	H: 0 LOB: 1 BB: 0 P: 19	R: 1 E: 0 K: 0 S: 11	H: 3 LOB: 1 BB: 0 P: 13	R: 0 E: 0 K: 2 S: 10	H: 1 LOB: 1 BB: 0 P: 16	R: 0 E: 0 K: 2 S: 8	H: 0 LOB: 0 BB: 0 P: 10	R: 0 E: 0 K: 0 S: 7	H: 0 LOB: 0 BB: 0 P: 12	R: 0 E: 0 K: 0 S: 6	H: 0 LOB: 0 BB: 0 P: 8	R: 0 E: 0 K: 1 S: 14	H: 1 LOB: 1 BB: 0 P: 22	1B: 4 2B: 1 3B: 0 HR: 1	SF: 0 SAC: 0 DP: 2 HBP: 0	WP: 1 PB: 0 SB: 1 CS: 0	PA: 35
--------------	------------------------------	----------------------------------	-------------------------------	----------------------------------	-------------------------------	----------------------------------	-------------------------------	----------------------------------	-------------------------------	----------------------------------	------------------------------	----------------------------------	------------------------------	----------------------------------	------------------------------	---------------------------------	-------------------------------	----------------------------------	----------------------------------	------------------------------------	----------------------------------	--------

PITCHER	IP	WLS	BF	H	R	ER	SO	BB	IBB	HBP	BLK	WP	HR	S	P	ERA	WHIP
Joey Hamilton, R (1, 1) ERA: 3.75	7.0	W	28	5	2	2	8	4	0	0	0	1	1	65	107	2.57	1.286
Doug Bochtler, R (8, 1) ERA:	2.0		7	1	0	0	1	0	0	0	0	0	0	20	30	0.00	0.500

Florida Marlins @ San Diego Padres
Jack Murphy Stadium, San Diego, CA

Mon Apr 08 1996, 6:33 AM EDT
Att. 44,470 - Sunny - 75 F

AB	31
R	2
H	6
RBI	2
BB	4
SO	9
LOB	12

Batter	1	2	3	4	5	6	7	8	9
Rickey Henderson, R (1, 7) OBP: 0.424, SLG: 0.391	2-0 G6-3		1-3 K		4-2 HBP 2B BB	4-1 1B 1B IBB	4-2 BB 1-2 2-3		
Steve Finley, L (1, 8) OBP: 0.207, SLG: 0.080	0-0 G4-3			3-1 G3	1-0 SAFE 2B E HBP	0-1 1B 1B	0-3 K		
Tony Gwynn, L (1, 9) OBP: 0.594, SLG: 0.615 Doug Bochtler, R (8, 1)	0-1 G3			2-1 1B 2B	2-0 P5	2-1 1B 1B	4-1 BB 1-2 2-3 3-H		
Ken Caminiti, S (1, 5) OBP: 0.406, SLG: 0.667		2-2 G6-3		0-0 1B 1B 1B	0-0 E 2B	2-0 1B 1B	3-3 K		
Wally Joyner, L (1, 3) OBP: 0.615, SLG: 0.800		2-1 2B		0-3 K	0-1 E9	0-2 FC6-4 1B	1-0 G3		
Brad Ausmus, R (1, 2) OBP: 0.250, SLG: 0.364		3-1 G6-3		2-2 1B 1B	0-0 P5	0-0 FC6-4	1-2 L4		
Andujar Cedeno, R (1, 6) OBP: 0.333, SLG: 0.316		0-0 F7		0-0 FC6-4 1B		2-2 F9	1-0 FC1-6 HBP	1-3 K	
Jody Reed, R (1, 4) OBP: 0.414, SLG: 0.375			1-2 F9	1-0 FC6-4		4-0 SH1-4 1B BB	2-1 FC1-6 WP BB 1-2f		
Joey Hamilton, R (1, 1) OBP: 0.250, SLG: 0.250 Chris Gwynn, L (7, PH) (8, 9)			0-3 K		0-3 K	0-1 SH1-4	4-2 BB WP BB		

Inning Stats	R: 0 E: 0 K: 0 S: 4	H: 0 LOB: 0 BB: 0 P: 6	R: 0 E: 0 K: 0 S: 8	H: 1 LOB: 1 BB: 0 P: 15	R: 0 E: 0 K: 2 S: 11	H: 0 LOB: 0 BB: 0 P: 13	R: 1 E: 0 K: 1 S: 13	H: 4 LOB: 3 BB: 0 P: 21	R: 3 E: 1 K: 1 S: 10	H: 1 LOB: 1 BB: 1 P: 17	R: 4 E: 0 K: 0 S: 15	H: 4 LOB: 2 BB: 2 P: 29	R: 1 E: 0 K: 2 S: 14	H: 0 LOB: 3 BB: 3 P: 32	R: 0 E: 0 K: 1 S: 10	H: 0 LOB: 0 BB: 0 P: 13
--------------	------------------------------	---------------------------------	------------------------------	----------------------------------	-------------------------------	----------------------------------	-------------------------------	----------------------------------	-------------------------------	----------------------------------	-------------------------------	----------------------------------	-------------------------------	----------------------------------	-------------------------------	----------------------------------

PITCHER															PITCHER																			
IP	WLS	BF	H	R	ER	SO	BB	IBB	HBP	BLK	WP	HR	S	P	ERA	WHIP	IP	WLS	BF	H	R	ER	SO	BB	IBB	HBP	BLK	WP	HR	S	P	ERA	WHIP	
Chris Hammond, L (1, 1) ERA: 7.94	5.2	L	29	7	7	5	4	2	1	0	0	0	54	90	7.94	1.588																		
Yorkis Perez, L (6, 1) ERA: 27.0	0.0		3	3	1	1	0	0	0	0	0	0	6	10	∞	∞																		
David Weathers, R (6, 1) ERA: 6.0	0.1		1	0	0	0	0	0	0	0	0	0	1	1	0.00	0.000																		
Matt Mantei, R (7, 1) ERA: 8.1	2.0		10	0	1	1	3	3	0	1	0	0	24	45	4.50	1.500																		

AB R H RBI BB SO LOB

2	2	0	0	3	1	0
4	2	1	1	0	1	3
4	2	2	2	1	0	2
0	0	0	0	0	0	0
5	1	3	2	0	1	3
5	0	2	1	0	1	2
5	0	1	0	0	0	4
4	0	1	1	0	1	1
3	2	0	0	1	0	4
2	0	0	0	0	2	0
0	0	0	0	1	0	0

AB	34
R	9
H	10
RBI	7
BB	6
SO	7
LOB	19



1B:	7	SF:	0	WP:	1	PA:	43
2B:	3	SAC:	1	PB:	0		
3B:	0	DP:	0	SB:	0		
HR:	0	HBP:	2	CS:	0		

Florida Marlins @ San Diego Padres
 Jack Murphy Stadium, San Diego, CA
 Mon Apr 08 1996, 6:33 AM EDT
 Att: 44,470 - Sunny - 75 F

livebaseballscorecards.com

Batter	1	2	3	4	5	6	7	8	9	10	AB R H RBI BB SO LOB	TOP													
Quilvio Veras, S (1, 4) OBP: 0.333, SLG: 0.200	3-2 		3-2 			4-0 		2-1 		4-2 	3 1 1 0 2 0 0														
Devon White, S (1, 8) OBP: 0.235, SLG: 0.344	2-0 			3-2 		4-1 		3-2 		3-1 	4 1 1 2 1 0 1														
Gary Sheffield, R (1, 9) OBP: 0.324, SLG: 0.407	1-2 			3-1 		2-1 			2-2 	4-0 	4 1 1 0 1 0 1														
Jeff Conine, R (1, 7) OBP: 0.353, SLG: 0.419		3-2 		1-1 		1-3 		0-1 	0-1 	4-1 	4 0 1 1 1 1 2														
Terry Pendleton, S (1, 5) OBP: 0.303, SLG: 0.333		3-2 		4-2 			1-0 		2-3 	1-3 	4 0 0 0 1 2 4														
Greg Colbrunn, R (1, 3) OBP: 0.259, SLG: 0.407		0-0 		1-2 			2-1 		0-2 	2-0 	5 0 2 1 0 0 3														
Charles Johnson, R (1, 2) Craig Grebeck, R (10, PR) Robb Nen, R (10, 1)		3-2 		2-1 			0-0 			4-2 	3 0 1 0 1 0 1 1 1 0 0 0 0 2 0 0 0 0 0 0 0	AB 36 R 5 H 7 RBI 4 BB 7 SO 6 LOB 18													
Kurt Abbott, R (1, 6) OBP: 0.294, SLG: 0.313		1-2 		0-0 			3-3 			1-1 	4 1 0 0 0 1 2														
Al Leiter, L (1, 1) Jesus Tavarez, S (10, PH) Rob Natal, R (10, 2)		1-3 		0-0 			1-1 			2-3 	3 0 0 0 0 1 0 1 0 0 0 0 1 2 0 0 0 0 0 0 0														
Inning Stats	R: 0 E: 0 K: 0 S: 8	H: 0 LOB: 0 BB: 0 P: 14	R: 0 E: 0 K: 0 S: 10	H: 1 LOB: 1 BB: 0 P: 19	R: 0 E: 0 K: 1 S: 11	H: 0 LOB: 0 BB: 0 P: 16	R: 0 E: 0 K: 0 S: 12	H: 1 LOB: 2 BB: 1 P: 24	R: 0 E: 0 K: 0 S: 4	H: 1 LOB: 0 BB: 0 P: 6	R: 0 E: 0 K: 1 S: 6	H: 0 LOB: 1 BB: 2 P: 17	R: 0 E: 0 K: 0 S: 4	H: 0 LOB: 0 BB: 0 P: 7	R: 0 E: 0 K: 1 S: 12	H: 1 LOB: 1 BB: 0 P: 20	R: 0 E: 0 K: 1 S: 11	H: 1 LOB: 1 BB: 0 P: 15	R: 5 E: 2 K: 2 S: 19	H: 2 LOB: 2 BB: 4 P: 44	1B: 6 2B: 1 3B: 0 HR: 0	SF: 0 SAC: 0 DP: 1 HBP: 0	WP: 0 PB: 0 SB: 1 CS: 1	PA: 43	
PITCHER	IP WLS BF H R ER SO BB IBB HBP BLK WP HR S P ERA WHIP																								
Fernando Valenzuela, L (1, 1) ERA: 1.5	5.1		20	3	0	0	1	3	0	0	0	0	0	0	46	88	0.00	1.125							
Scott Sanders, R (6, 1) ERA: 9.64	2.2		9	1	0	0	2	0	0	0	0	0	0	0	21	35	0.00	0.375							
Willie Blair, R (9, 1) ERA: 4.0	1.1	L	10	2	5	2	2	2	1	0	0	0	0	0	24	46	13.50	3.000							
Bryce Florie, R (10, 1) ERA: 5.4	0.2		4	1	0	0	1	1	0	0	0	0	0	0	6	13	0.00	3.000							

Florida Marlins @ San Diego Padres
 Jack Murphy Stadium, San Diego, CA

Tue Apr 09 1996, 10:05 PM EDT
 Att: 15,160 - Unknown - 63 F

livebaseballscorecards.com

Batter	1	2	3	4	5	6	7	8	9	10	AB	R	H	RBI	BB	SO	LOB
Rickey Henderson, R OBP: 0.395, SLG: 0.333 (1, 7)	3-3 K		3-1 G5-3			3-3 K			2-3 K	4-0 BB	4	0	0	0	1	3	0
Steve Finley, L OBP: 0.206, SLG: 0.069 (1, 8)	3-3 K			1-1 F8		1-1 G6-4-3 HBP			3-2 F9	1-0 F9	4	0	0	0	0	1	2
Tony Gwynn, L OBP: 0.583, SLG: 0.600 (1, 9)	2-0 FC6-4 1B			2-2 G6-3		2-1 G6-4-3 1-2f			2-1 1B		4	0	2	0	0	0	1
Ken Caminiti, S OBP: 0.361, SLG: 0.588 (1, 5)	0-0 FC6-4 1-2f			1-3 K2-3			0-0 G5-3		3-3 K		4	0	0	0	0	2	2
Wally Joyner, L OBP: 0.600, SLG: 0.739 (1, 3)		4-2 FC1-6 BB			0-0 P6		3-2 L3			3-1 G4-6-3 1B 2B 1B	3	1	1	0	1	0	0
Brad Ausmus, R OBP: 0.250, SLG: 0.346 (1, 2)		1-1 FC1-6 1-2f			2-3 K		2-2 K			0-0 G4-6-3 1B	4	0	1	0	0	2	1
Andujar Cedeno, R OBP: 0.360, SLG: 0.348 (1, 6)		0-0 G4-6-3 1-2f			2-1 BB 1B			1-1 L7-4 SH1-4 1B		2-2 G4-6-3 1-2f 2-3	4	0	2	0	0	0	3
Jody Reed, R OBP: 0.438, SLG: 0.423 (1, 4)			3-1 F7		4-0 FC6-4 1-2		2-0 SH1-4		2-0 SH1-4 1-2	1-0 2B 2B	2	1	1	1	1	0	0
Fernando Valenzuela, L Scott Sanders, R Marc Newfield, R Willie Blair, R Bryce Florie, R Scott Livingstone, L (1, 1) (6, 1) (8, PH) (9, 1) (10, 1) (10, PH)			0-0 G6-3		0-1 FC6-4 1-2f		2-0 L7-4 2-3		2-0 L7-4 2-3	1-1 2B 2B	2	0	0	0	0	0	2

Inning Stats	R: 0	H: 1	R: 0	H: 0	R: 0	H: 0	R: 0	H: 1	R: 0	H: 0	R: 0	H: 0	R: 0	H: 1	R: 0	H: 1	R: 2	H: 4	1B: 6	SF: 0		
	E: 0	LOB: 1	E: 0	LOB: 0	E: 0	LOB: 0	E: 0	LOB: 2	E: 0	LOB: 0	E: 0	LOB: 0	E: 0	LOB: 0	E: 0	LOB: 1	E: 0	LOB: 2	2B: 3	SAC: 1		
	K: 2	BB: 0	K: 0	BB: 1	K: 1	BB: 0	K: 1	BB: 1	K: 1	BB: 0	K: 0	BB: 0	K: 2	BB: 0	K: 0	BB: 0	K: 0	BB: 1	3B: 0	DP: 4		
	S: 11	P: 19	S: 6	P: 11	S: 5	P: 11	S: 8	P: 12	S: 8	P: 16	S: 7	P: 13	S: 9	P: 14	S: 4	P: 9	S: 13	P: 23	S: 10	P: 22	HR: 0	HBP: 1


PITCHER	IP	WLS	BF	H	R	ER	SO	BB	IBB	HBP	BLK	WP	HR	S	P	ERA	WHIP
Al Leiter, L ERA: 0.56 (1, 1)	9.0	W	31	4	0	0	8	2	0	1	0	0	0	71	128	0.00	0.667
Robb Nen, R ERA: 4.5 (10, 1)	1.0		7	4	2	2	0	1	0	0	0	0	0	10	22	18.00	5.000

BOTTOM

Florida Marlins @ San Diego Padres
Jack Murphy Stadium, San Diego, CA

Tue Apr 09 1996, 10:05 PM EDT
Att. 15,160 - Unknown - 63 F

AB	33
R	2
H	8
RBI	2
BB	3
SO	8
LOB	12



WP	0	PA	38
PB	0		
SB	0		
CS	0		


Batter 1 2 3 4 5 6 7 8 9 AB R H RBI BB SO LOB TOP

Quilvio Veras, S OBP: 0.273, SLG: 0.158 (1, 4)	0-0 G4-3		0-3 K		0-0 G5-3		0-0 F8		4 0 0 0 0 1 0
Devon White, S OBP: 0.263, SLG: 0.371 (1, 8)	4-0 BB CS BB		0-0 F7		0-0 F8		0-0 2B		3 0 1 0 1 0 0
Gary Sheffield, R OBP: 0.342, SLG: 0.400 (1, 9)	4-0 BB 1-2 BB			0-0 G6-3		0-0 1B		0-0 F7	3 0 1 0 1 0 1
Jeff Conine, R OBP: 0.316, SLG: 0.371 (1, 7)	0-0 F9		0-3 K		0-0 F3		0-3 K		4 0 0 0 0 2 2
Terry Pendleton, S OBP: 0.270, SLG: 0.294 (1, 5)		0-0 F8		0-0 F8		0-0 F7		0-0 G5-3	4 0 0 0 0 0 0
Greg Colbrunn, R OBP: 0.258, SLG: 0.387 (1, 3)		0-0 F9			0-0 1B		0-0 G6-3		4 0 1 0 0 0 0
Charles Johnson, R OBP: 0.355, SLG: 0.467 (1, 2)		0-0 2B		0-3 K		0-0 1B			3 0 2 0 0 1 1
Kurt Abbott, R OBP: 0.250, SLG: 0.263 (1, 6)		0-0 G5-3			0-0 G5-3		0-3 K		3 0 0 0 0 1 3
Pat Rapp, R (1, 1)			0-0 G6-3		0-3 K		0-3 K		2 0 0 0 0 1 1
Joel Adamson, L (7, 1)									0 0 0 0 0 0 0
Jesus Tavarez, S OBP: 0.333, SLG: 0.333 (8, PH)									1 0 0 0 0 1 0
David Weathers, R (8, 1)									0 0 0 0 0 0 0

Florida Marlins @ San Diego Padres
Jack Murphy Stadium, San Diego, CA
Wed Apr 10 1996, 10:05 PM EDT
Att. 10,510 - Cloudy - 64 F

livebaseballscorecards.com

AB	31
R	0
H	5
RBI	0
BB	2
SO	7
LOB	8



Inning Stats		R: 0	H: 0	R: 0	H: 1	R: 0	H: 0	R: 0	H: 1	R: 0	H: 1	R: 0	H: 1	R: 0	H: 0	R: 0	H: 0	R: 0	H: 1	R: 0	H: 0	1B: 3	SF: 0	WP: 0	PA: 33
		E: 0	LOB: 1	E: 0	LOB: 1	E: 0	LOB: 0	E: 0	LOB: 1	E: 0	LOB: 1	E: 0	LOB: 1	E: 0	LOB: 0	E: 0	LOB: 0	E: 0	LOB: 1	E: 0	LOB: 0	2B: 2	SAC: 0	PB: 0	
		K: 0	BB: 2	K: 0	BB: 0	K: 1	BB: 0	K: 1	BB: 0	K: 2	BB: 0	K: 1	BB: 0	K: 1	BB: 0	K: 1	BB: 0	K: 1	BB: 0	K: 1	BB: 0	3B: 0	DP: 0	SB: 1	
		S: 2	P: 10	S: 4	P: 4	S: 5	P: 5	S: 5	P: 5	S: 8	P: 8	S: 4	P: 4	S: 6	P: 6	S: 6	P: 6	S: 5	P: 5	S: 5	P: 5	HR: 0	HBP: 0	CS: 1	

PITCHER																		PITCHER																																			
Bob Tewksbury, R ERA: 0.66 (1, 1)	IP: 7.0	WLS: W	BF: 26	H: 4	R: 0	ER: 0	SO: 5	BB: 2	IBB: 0	HBP: 0	BLK: 0	WP: 0	HR: 0	S: 34	P: 42	ERA: 0.00	WHIP: 0.857	Doug Bochtler, R ERA: (8, 1)	IP: 1.0	WLS: S	BF: 4	H: 1	R: 0	ER: 0	SO: 1	BB: 0	IBB: 0	HBP: 0	BLK: 0	WP: 0	HR: 0	S: 6	P: 6	ERA: 0.00	WHIP: 1.000	Trevor Hoffman, R ERA: 1.59 (9, 1)	IP: 1.0	WLS: S	BF: 3	H: 0	R: 0	ER: 0	SO: 1	BB: 0	IBB: 0	HBP: 0	BLK: 0	WP: 0	HR: 0	S: 5	P: 5	ERA: 0.00	WHIP: 0.000

BOTTOM

Florida Marlins @ San Diego Padres
Jack Murphy Stadium, San Diego, CA

Wed Apr 10 1996, 10:05 PM EDT
Att: 10,510 - Cloudy - 64 F

livebaseballscorecards.com

AB	29
R	3
H	11
RBI	3
BB	4
SO	1
LOB	17



WP	1	PA	36
PB	0		
SB	0		
CS	1		

AB	R	H	RBI	BB	SO	LOB
2	0	2	0	1	0	0
2	0	0	0	2	0	3
3	1	2	0	0	0	2
4	1	2	0	0	0	4
3	0	2	0	1	0	2
4	1	1	2	0	0	2
4	0	0	0	0	1	3
4	0	2	1	0	0	0
1	0	0	0	0	0	0
1	0	0	0	0	0	0
0	0	0	0	0	0	0
1	0	0	0	0	0	1
0	0	0	0	0	0	0
1B	11	SF	0	WP	1	PA
2B	0	SAC	1	PB	0	
3B	0	DP	4	SB	0	
HR	0	HBP	2	CS	1	

Batter	1	2	3	4	5	6	7	8	9
Rickey Henderson, R (1, 7) OBP: 0.452, SLG: 0.379	0-0 G1-6-3 1B	4-0 G4-6-3 BB			H 1-0 CS BB HBP		X 0-0 HBP BB 1B		
Steve Finley, L (1, 8) OBP: 0.237, SLG: 0.065	0-0 G1-6-3 1-2f	0-0 G4-6-3 1-2f			B B B B 4-0 1B G4-3 1-2 BB		B B B B 4-0 1-2 HBP BB		
Tony Gwynn, L (1, 9) OBP: 0.600, SLG: 0.606	0-0 BB 1B 1B		X 0-0 G3-6 1B		X 0-0 G4-3 1-2 2-3		H 1-0 G6-4-3 1-2 2-3 HBP		
Ken Caminiti, S (1, 5) OBP: 0.375, SLG: 0.579	0-0 1-2 BB 1B		X 0-0 G3-6 1-2f		X 0-0 FC6 2-3 1B		X 0-0 G6-4-3 1-2f		
Wally Joyner, L (1, 3) OBP: 0.618, SLG: 0.731	4-0 1-2 2-3 1B BB		X 0-0 1B		X 0-0 FC6 1-2f		X 0-0 FC3-8 1B		
Brad Ausmus, R (1, 2) OBP: 0.250, SLG: 0.333	0-0 1-2 2-H 3-H 1B		X 0-0 F9		X 0-0 F9		X 0-0 FC3-6 1-2f WP 1B		
Andujar Cedeno, R (1, 6) OBP: 0.310, SLG: 0.296	0-0 G6-3		X 0-0 F7		X 0-0 L3		S S S 0-3 K		
Jody Reed, R (1, 4) OBP: 0.444, SLG: 0.433		X 0-0 SH3-4 1B		X 0-0 G6-3		X 0-0 G5-3		X 0-0 FC6 2-H 1B	
Bob Tewksbury, R (1, 1) Chris Gwynn, L (7, PH) Doug Bochtler, R (8, 1) Scott Livingstone, L (8, PH) Trevor Hoffman, R (9, 1)		X 0-0 SH3-4 1-2		X 0-0 G6-3			X 0-0 G4-3	X 0-0 FC6 1-2f	

Inning	R	H	E	K	S	WLS	BF	H	R	ER	SO	BB	IBB	HBP	BLK	WP	HR	S	P	ERA	WHIP
1	2	4	0	6	10		28	9	2	2	0	3	0	1	0	0	0	24	37	2.84	1.895
2	0	0	0	0	3		3	0	0	0	0	1	0	0	0	0	0	1	6	0.00	1.500
3	0	0	0	0	4		4	0	0	0	0	0	0	0	0	1	0	7	7	9.00	2.000
4	0	0	0	0	3		3	0	0	0	0	0	0	0	0	0	0	0	0		
5	0	0	0	0	3		3	0	0	0	0	0	0	0	0	0	0	0	0		
6	0	0	0	0	3		3	0	0	0	0	0	0	0	0	0	0	0	0		
7	0	0	0	0	3		3	0	0	0	0	0	0	0	0	0	0	0	0		
8	1	2	0	1	7		7	1	0	0	0	0	0	0	0	0	0	0	0		
9	0	0	0	0	0		0	0	0	0	0	0	0	0	0	0	0	0	0		

PITCHER	IP	WLS	BF	H	R	ER	SO	BB	IBB	HBP	BLK	WP	HR	S	P	ERA	WHIP
Pat Rapp, R (1, 1) ERA: 4.73	6.1	L	28	9	2	2	0	3	0	1	0	0	0	24	37	2.84	1.895
Joel Adamson, L (7, 1) ERA:	0.2		3	0	0	0	0	1	0	1	0	0	0	1	6	0.00	1.500
David Weathers, R (8, 1) ERA: 6.75	1.0		5	2	1	1	1	0	0	0	0	1	0	7	7	9.00	2.000

Batter	1	2	3	4	5	6	7	8	9	AB R H RBI BB SO LOB	TOP	
Marquis Grissom, R (1, 8) OBP: 0.234, SLG: 0.364	2-0 		1-0 		2-2 			1-2 		4 0 1 1 0 0 0	Atlanta Braves @ San Diego Padres Jack Murphy Stadium, San Diego, CA Thu Apr 11 1996, 6:33 AM EDT Att. 19,047 - Sunny - 73 F	
Jeff Blauser, R (1, 6) OBP: 0.333, SLG: 0.282	2-3 		2-2 			1-2 		0-0 	4 0 1 0 0 1 0			
10 Chipper Jones, S (1, 5) OBP: 0.464, SLG: 0.565	1-0 		2-1 			1-0 		4-2 	3 0 0 0 1 0 2			
Fred McGriff, L (1, 3) OBP: 0.354, SLG: 0.452		2-0 		0-0 		0-0 		1-1 	4 0 0 0 0 0 1			
David Justice, L (1, 9) OBP: 0.341, SLG: 0.475		3-1 		1-0 			0-0 	2-3 	4 0 1 0 0 1 1			
Ryan Klesko, L (1, 7) OBP: 0.514, SLG: 0.793		1-3 		4-2 			0-1 		2 0 0 0 1 1 1			
Javy Lopez, R (1, 2) OBP: 0.275, SLG: 0.472			1-0 	0-2 			2-2 		3 0 0 0 0 0 2			
Mark Lemke, S (1, 4) OBP: 0.366, SLG: 0.303			1-1 		1-1 			1-1 	3 1 1 0 0 0 0			
Greg Maddux, R (1, 1) Dwight Smith, L (8, PH) Greg McMichael, R (8, 1)			0-0 		2-2 			3-1 	2 0 0 0 0 0 1 1 0 0 0 0 0 0 0 0 0 0 0 0 0			
Inning Stats	R: 0 H: 0 E: 0 LOB: 0 K: 1 BB: 0 S: 5 P: 10	R: 0 H: 0 E: 0 LOB: 0 K: 1 BB: 0 S: 6 P: 12	R: 1 H: 3 E: 0 LOB: 2 K: 0 BB: 0 S: 11 P: 18	R: 0 H: 0 E: 0 LOB: 1 K: 0 BB: 1 S: 9 P: 14	R: 0 H: 0 E: 0 LOB: 0 K: 0 BB: 0 S: 9 P: 14	R: 0 H: 0 E: 0 LOB: 0 K: 0 BB: 0 S: 6 P: 8	R: 0 H: 1 E: 0 LOB: 0 K: 0 BB: 0 S: 6 P: 8	R: 0 H: 0 E: 0 LOB: 0 K: 0 BB: 0 S: 7 P: 12	R: 0 H: 0 E: 0 LOB: 1 K: 1 BB: 1 S: 8 P: 15	1B: 3 SF: 0 2B: 1 SAC: 0 3B: 0 DP: 1 HR: 0 HBP: 0		WP: 0 PA: 32 PB: 0 SB: 0 CS: 0
PITCHER Andy Ashby, R (1, 1) ERA: 2.7 Trevor Hoffman, R (9, 1) ERA: 1.35	IP WLS BF H R ER SO BB IBB HBP BLK WP HR S P ERA WHIP 8.0 W 28 4 1 1 2 1 0 0 0 0 0 0 59 96 1.12 0.625 1.0 S 4 0 0 0 1 1 0 0 0 0 0 0 8 15 0.00 1.000	PITCHER IP WLS BF H R ER SO BB IBB HBP BLK WP HR S P ERA WHIP										

livebaseballscorecards.com

AB	30
R	1
H	4
RBI	1
BB	2
SO	3
LOB	8



Batter	1	2	3	4	5	6	7	8	9
Rickey Henderson, R OBP: 0.435, SLG: 0.344 (1, 7) B F B C X	2-2 G3 ①		0-1 G5-3 ②		1-1 1B HBP		0-1 G1-3 ③		
Steve Finley, L OBP: 0.238, SLG: 0.086 (1, 8) F C C	0-3 K ②		0-1 G4-3 ③		1-0 1B 1-3 2-H			1-3 K ①	
Tony Gwynn, L OBP: 0.614, SLG: 0.639 (1, 9) C X	0-1 1B			1-2 G4-3 2B S	4-0 IBB			0-2 G4-3 ②	
Ken Caminiti, S OBP: 0.341, SLG: 0.524 (1, 5) 1 SAFE B F C F SAFE F S	1-3 K ③			3-2 G4-3 2-H	3-1 L7 ③			1-2 L9 ③	
Wally Joyner, L OBP: 0.595, SLG: 0.690 (1, 3)		0-1 G4-3 1B		0-0 G4-3 ②		2-3 K ①			
Brad Ausmus, R OBP: 0.229, SLG: 0.303 (1, 2) B SAFE X		1-0 G4-3 ①		0-1 G6-3 ③		3-3 K ②			
Craig Shipley, R OBP: 0.533, SLG: 0.929 (1, 6) C C B B C		1-3 K ②			0-0 L8 ①	2-2 G5-3 ③			
Jody Reed, R OBP: 0.436, SLG: 0.424 (1, 4) X		0-0 L9 ③			0-2 SH2-4 1B		0-2 G4-3 ①		
Andy Ashby, R (1, 1) X			0-0 P3 ①		0-0 SH2-4 ②		0-3 K ②		
Trevor Hoffman, R (9, 1)									

Inning Stats	R: 0	H: 1	E: 0	LOB: 1	K: 2	S: 12	R: 0	H: 1	E: 0	LOB: 1	K: 1	S: 7	R: 0	H: 0	E: 0	LOB: 0	K: 0	S: 5	R: 1	H: 1	E: 0	LOB: 0	K: 0	S: 9	R: 1	H: 2	E: 0	LOB: 3	K: 0	S: 9	R: 0	H: 0	E: 0	LOB: 0	K: 2	S: 13	R: 0	H: 0	E: 0	LOB: 0	K: 1	S: 8	R: 0	H: 0	E: 0	LOB: 0	K: 1	S: 12	

PITCHER	IP	WLS	BF	H	R	ER	SO	BB	IBB	HBP	BLK	WP	HR	S	P	ERA	WHIP
Greg Maddux, R ERA: 2.49 (1, 1)	7.0	L	28	5	2	2	6	0	0	1	0	0	0	63	88	2.57	0.714
Greg McMichael, R ERA: 4.76 (8, 1)	1.0		3	0	0	0	1	0	0	0	0	0	0	12	14	0.00	0.000

BOTTOM

AB	R	H	RBI	BB	SO	LOB
3	0	0	0	0	0	0
4	0	1	1	0	2	0
3	1	2	0	1	0	0
4	0	0	1	0	1	4
3	0	1	0	0	1	0
3	0	0	0	0	1	1
3	0	0	0	0	1	1
3	1	1	0	0	0	1
2	0	0	0	0	1	0
0	0	0	0	0	0	0

AB	28
R	2
H	5
RBI	2
BB	1
SO	7
LOB	7



WP	PA
0	31

Atlanta Braves @ San Diego Padres
Jack Murphy Stadium, San Diego, CA
Thu Apr 11 1996, 6:33 AM EDT
Att. 19,047 - Sunny - 73 F

livebaseballscorecards.com

Batter	1	2	3	4	5	6	7	8	9	AB R H RBI BB SO LOB	TOP											
Marquis Grissom, R (1, 8) OBP: 0.250, SLG: 0.367	0-0 G4-6-3 1B		0-0 1B			0-3 K			0-0 G1-3	5 1 2 0 0 1 3												
10 Chipper Jones, S (1, 5) OBP: 0.394, SLG: 0.464	0-0 G4-6-3 1-2f		0-0 G5-3	0-0 G5-3		0-0 F8			0-0 G4-3	5 0 0 0 0 0 2												
David Justice, L (1, 9) OBP: 0.367, SLG: 0.465	4-0 BB		4-0 1B BB	0-0 G1-3					0-0 P4	3 1 1 0 2 0 0												
Fred McGriff, L (1, 3) OBP: 0.365, SLG: 0.444	0-3 K		0-0 1B 1B	4-0 BB					0-0 G6-4-3 1-2f	3 1 1 1 1 1 2												
Ryan Klesko, L (1, 7) OBP: 0.512, SLG: 0.848			0-0 HR	0-0 BB 1B	0-0 F7				0-0 F9	4 2 2 2 0 0 1												
Terrell Wade, L (7, 1)										0 0 0 0 0 0 0												
Greg McMichael, R (8, 1)										0 0 0 0 0 0 0												
Mark Wohlers, R (9, 1)										0 0 0 0 0 0 0												
Javy Lopez, R (1, 2) OBP: 0.273, SLG: 0.450			0-0 F8	0-0 BB 1B		0-0 F9			0-3 K	4 0 1 1 0 1 0												
Jeff Blausler, R (1, 6) OBP: 0.346, SLG: 0.310			0-0 2B	4-0 BB BB		0-0 G5-3			0-0 G6-3	3 0 1 0 1 0 0												
Mark Lemke, S (1, 4) OBP: 0.356, SLG: 0.297			0-0 G6-3	0-0 P6		0-0 G6-3			0-0 1B	4 0 1 0 0 0 4												
Jason Schmidt, R (1, 1)			0-3 K	4-0 BB		0-3 K			0-3 K	2 0 0 1 1 2 1												
Jerome Walton, R (7, 7) OBP: 0.333, SLG: 0.600			1-2 2-3 3-H							1 0 0 0 0 1 1												
Inning Stats	R: 0 E: 0 K: 1 S: 5	H: 1 LOB: 1 BB: 1 P: 9	R: 1 E: 0 K: 1 S: 7	H: 2 LOB: 1 BB: 0 P: 7	R: 4 E: 0 K: 0 S: 7	H: 4 LOB: 3 BB: 3 P: 19	R: 0 E: 0 K: 0 S: 3	H: 0 LOB: 1 BB: 1 P: 7	R: 0 E: 0 K: 0 S: 3	H: 0 LOB: 0 BB: 0 P: 3	R: 0 E: 0 K: 2 S: 7	H: 0 LOB: 0 BB: 0 P: 7	R: 0 E: 0 K: 0 S: 3	H: 1 LOB: 0 BB: 0 P: 3	R: 0 E: 0 K: 2 S: 8	H: 1 LOB: 1 BB: 0 P: 8	R: 0 E: 0 K: 0 S: 3	H: 0 LOB: 0 BB: 0 P: 3	1B: 7 2B: 1 3B: 0 HR: 1	SF: 0 SAC: 0 DP: 2 HBP: 0	WP: 0 PB: 0 SB: 0 CS: 0	PA: 39
PITCHER	IP WLS BF H R ER SO BB IBB HBP BLK WP HR S P ERA WHIP																					
Sean Bergman, R (1, 1) ERA: 5.23	2.1 L 16 7 5 5 2 3 0 0 0 0 0 1 17 29 19.29 4.286																					
Tim Worrell, R (3, 1) ERA:	4.2 16 1 0 0 2 2 0 0 0 0 0 0 18 26 0.00 0.643																					
Willie Blair, R (8, 1) ERA: 3.27	2.0 7 1 0 0 2 0 0 0 0 0 0 0 11 11 0.00 0.500																					

Atlanta Braves @ San Diego Padres
Jack Murphy Stadium, San Diego, CA

Fri Apr 12 1996, 10:05 PM EDT
Att. 25,747 - Unknown - 62 F

livebaseballscorecards.com

AB	34
R	5
H	9
RBI	5
BB	5
SO	6
LOB	14



Batter	1	2	3	4	5	6	7	8	9	AB	R	H	RBI	BB	SO	LOB
Rickey Henderson, R (1, 7) OBP: 0.431, SLG: 0.314	4-0 G1-3 1B BB	0-3 K			0-3 K		0-3 K		4-0 BB 1-2 BB	3	1	0	0	2	3	0
Steve Finley, L (1, 8) OBP: 0.255, SLG: 0.125	0-0 F7		0-0 G6-3		0-0 1B		0-0 1B		0-0 F7	5	0	2	0	0	0	3
Tony Gwynn, L (1, 9) OBP: 0.551, SLG: 0.561	0-0 G1-3 1-2		0-0 F7		0-0 F7		0-0 G6-3		0-0 G3	5	0	0	0	0	0	5
Ken Caminiti, S (1, 5) OBP: 0.358, SLG: 0.535	0-0 1B		0-0 BLK BB 1B		0-0 F9				0-3 K	1	1	1	1	0	0	0
Archi Cianfrocco, R (2, 5) OBP: 0.444, SLG: 0.667	2-H 1B		1-2 BLK BB 1B							3	0	1	0	0	1	1
Wally Joyner, L (1, 3) OBP: 0.634, SLG: 0.781	0-0 1B 2-H 1B		4-0 BLK BB		0-0 E7 G5-3 2B				0-0 G4-3 2B	3	1	3	1	1	0	0
Brian Johnson, R (1, 2) OBP: 0.444, SLG: 0.889	0-0 1B		0-0 G3		0-0 G1-3				0-0 G4-3	3	0	1	0	0	0	3
Scott Livingstone, L (8, PH) OBP: 0.250, SLG: 0.375	1-2 1B		1-2 2-3						2-3	1	0	0	0	0	0	1
Brad Ausmus, R (9, 2) OBP: 0.229, SLG: 0.303										0	0	0	0	0	0	0
Andujar Cedeno, R (1, 6) OBP: 0.273, SLG: 0.258	0-0 G5-3		0-3 K		0-0 G5-3		0-0 G5-3		0-3 K2-3	4	0	0	1	0	2	3
Jody Reed, R (1, 4) OBP: 0.419, SLG: 0.405			0-0 F9		0-0 G6-3		3-H 0-0 G6-3		0-0 BB 1B	4	0	1	0	0	0	0
Sean Bergman, R (1, 1)			0-0 F8		0-0 G4-3				0-3 K	1	0	0	0	0	0	0
Tim Worrell, R (3, 1)										1	0	0	0	0	0	0
Marc Newfield, R (7, PH) OBP: 0.333, SLG: 0.667										1	0	0	0	0	0	0
Willie Blair, R (8, 1)										0	0	0	0	0	0	0
Chris Gwynn, L (9, PH)										1	0	0	0	0	1	1

Inning Stats	R: 2	H: 3	E: 0	K: 0	S: 6	LOB: 2	BB: 1	P: 10	R: 0	H: 0	E: 0	K: 1	S: 5	LOB: 0	BB: 0	P: 5	R: 0	H: 1	E: 0	K: 0	S: 4	LOB: 2	BB: 1	P: 8	R: 0	H: 0	E: 0	K: 1	S: 5	LOB: 0	BB: 0	P: 5	R: 0	H: 1	E: 1	K: 0	S: 4	LOB: 0	BB: 0	P: 4	R: 0	H: 1	E: 0	K: 1	S: 6	LOB: 1	BB: 0	P: 6	R: 0	H: 1	E: 0	K: 1	S: 6	LOB: 1	BB: 0	P: 6	R: 0	H: 1	E: 0	K: 2	S: 8	LOB: 1	BB: 0	P: 8	R: 0	H: 1	E: 0	K: 1	S: 6	LOB: 2	BB: 1	P: 10	1B: 7	2B: 2	3B: 0	HR: 0	SF: 0	SAC: 0	DP: 0	HBP: 0	WP: 0	PB: 0	SB: 0	CS: 0	PA: 39
--------------	------	------	------	------	------	--------	-------	-------	------	------	------	------	------	--------	-------	------	------	------	------	------	------	--------	-------	------	------	------	------	------	------	--------	-------	------	------	------	------	------	------	--------	-------	------	------	------	------	------	------	--------	-------	------	------	------	------	------	------	--------	-------	------	------	------	------	------	------	--------	-------	------	------	------	------	------	------	--------	-------	-------	-------	-------	-------	-------	-------	--------	-------	--------	-------	-------	-------	-------	--------

PITCHER	IP	WLS	BF	H	R	ER	SO	BB	IBB	HBP	BLK	WP	HR	S	P	ERA	WHIP
Jason Schmidt, R (1, 1) ERA: 3.55	6.2	W	28	6	3	2	4	2	0	0	1	0	0	34	42	2.70	1.200
Terrell Wade, L (7, 1) ERA:	0.1		2	1	0	0	0	0	0	0	0	0	0	2	2	0.00	3.000
Greg McMichael, R (8, 1) ERA: 4.05	1.0		4	1	0	0	2	0	0	0	0	0	0	8	8	0.00	1.000
Mark Wohlers, R (9, 1) ERA: 5.06	1.0	S	5	1	0	0	1	1	0	0	0	0	0	6	10	0.00	2.000

BOTTOM

Atlanta Braves @ San Diego Padres
Jack Murphy Stadium, San Diego, CA

Fri Apr 12 1996, 10:05 PM EDT
Att: 25,747 - Unknown - 62 F

AB	36
R	3
H	9
RBI	3
BB	3
SO	7
LOB	17



livebaseballscorecards.com

Batter	1	2	3	4	5	6	7	8	9	AB	R	H	RBI	BB	SO	LOB	TOP																
Marquis Grissom, R (1, 8) OBP: 0.250, SLG: 0.358	0-0 G6-3		0-0 G5-3			0-1 L9	2-1 FC6-4			4	0	1	1	0	0	0																	
10 Chipper Jones, S (1, 5) OBP: 0.405, SLG: 0.500	0-0 1B			0-0 G6-3		2-2 2B	0-2 FC6-4			4	0	2	0	0	0	2																	
David Justice, L (1, 9) OBP: 0.358, SLG: 0.447	0-0 L7			2-2 1B		3-1 F8		1-1 G3		4	0	1	0	0	0	2																	
Fred McGriff, L (1, 3) OBP: 0.357, SLG: 0.429	0-0 G3			0-0 1B		2-3 K		2-2 L9		4	0	1	0	0	1	2																	
Ryan Klesko, L (1, 7) OBP: 0.489, SLG: 0.865		3-3 K		1-2 P5		0-0 HR		2-3 K		4	1	1	1	0	2	2																	
Javy Lopez, R (1, 2) OBP: 0.250, SLG: 0.409		0-1 G4-3		1-1 G4-3		0-2 K		1-3 K		4	0	0	0	0	2	2																	
Jeff Blauser, R (1, 6) OBP: 0.352, SLG: 0.318 Rafael Belliard, R (5, 6) Mike Mordecai, R (9, PH) OBP: 0.176, SLG: 0.125		3-3 K			0-1 G6-4-3 1B	0-2 G4-3		0-3 K		2	0	1	0	0	1	0																	
Mark Lemke, S (1, 4) OBP: 0.347, SLG: 0.275			0-1 G1-3		0-0 G6-4-3 1-2f	4-0 1B BB		3-1 G3		3	1	0	0	1	0	1																	
Tom Glavine, L (1, 1) OBP: 0.167, SLG: 0.167 Terrell Wade, L (6, 1) Dwight Smith, L (7, PH) OBP: 0.273, SLG: 0.111 Tom Thobe, L (7, 1)			2-1 G6-3		1-3 K	1-0 1B				2	0	0	0	0	1	0																	
Inning Stats	R: 0 E: 0 K: 0 S: 4	H: 1 LOB: 1 BB: 0 P: 4	R: 0 E: 0 K: 2 S: 9	H: 0 LOB: 0 BB: 0 P: 15	R: 0 E: 0 K: 0 S: 5	H: 0 LOB: 0 BB: 0 P: 7	R: 0 E: 0 K: 0 S: 10	H: 2 LOB: 2 BB: 0 P: 14	R: 0 E: 0 K: 1 S: 8	H: 1 LOB: 0 BB: 0 P: 9	R: 0 E: 0 K: 1 S: 10	H: 1 LOB: 1 BB: 0 P: 17	R: 2 E: 0 K: 1 S: 15	H: 3 LOB: 2 BB: 1 P: 22	R: 0 E: 0 K: 1 S: 8	H: 0 LOB: 0 BB: 0 P: 13	R: 0 E: 0 K: 2 S: 9	H: 0 LOB: 0 BB: 0 P: 13	1B: 6 2B: 1 3B: 0 HR: 1	SF: 0 SAC: 0 DP: 1 HBP: 0	WP: 0 PB: 0 SB: 0 CS: 0	PA: 35											
PITCHER Joey Hamilton, R (1, 1) ERA: 3.38 Doug Bachtler, R (7, 1) ERA:	IP 6.2	WLS W	BF 28	H 8	R 2	ER 2	SO 5	BB 1	IBB 0	HBP 0	BLK 0	WP 0	HR 1	S 58	P 85	ERA 2.70	WHIP 1.350																
											PITCHER	IP	WLS	BF	H	R	ER	SO	BB	IBB	HBP	BLK	WP	HR	S	P	ERA	WHIP					

Atlanta Braves @ San Diego Padres
 Jack Murphy Stadium, San Diego, CA
 Sat Apr 13 1996, 10:05 PM EDT
 Att. 45,250 - Unknown - 62 F

livebaseballscorecards.com

AB	34
R	2
H	8
RBI	2
BB	1
SO	8
LOB	11



Batter	1	2	3	4	5	6	7	8	9	AB	R	H	RBI	BB	SO	LOB
Rickey Henderson, R OBP: 0.400, SLG: 0.282 (1, 7)	0-0 F8	2-3 K				1-1 L7				4	0	0	0	0	1	1
Steve Finley, L OBP: 0.294, SLG: 0.182 (1, 8)	3-1 G1-3		1-2 F8 1B G4-3 1B			0-1 1B 2B 1B 1B			1-2 G4-6-3 1B	4	2	3	0	0	0	0
Tony Gwynn, L OBP: 0.566, SLG: 0.600 (1, 9)	2-2 2B		0-0 G4-3 1B			0-0 2B 1B 1-3 1B			0-0 F9	4	2	3	0	0	0	1
Ken Caminiti, S OBP: 0.367, SLG: 0.574 (1, 5)	0-2 2B		1-0 F8			0-1 1B E 1-3 2B			0-0 G4-6-3	4	1	2	2	0	0	3
Wally Joyner, L OBP: 0.622, SLG: 0.743 (1, 3)	4-2 BB		0-0 G4-3			1-0 E CS 1B			2-0 F7	3	1	1	2	1	0	1
Brad Ausmus, R OBP: 0.231, SLG: 0.297 (1, 2)	1-1 F9		2-2 F8			1-0 E6 CS			0-2 FC4-6 1B	4	0	1	1	0	0	4
Andujar Cedeno, R OBP: 0.270, SLG: 0.286 (1, 6)		1-1 G4-3 2B			1-3 K	1-3 K			0-0 F9	4	0	1	0	0	2	2
Jody Reed, R OBP: 0.383, SLG: 0.366 (1, 4)		1-1 G4-3			1-1 G1-3				1-2 FC4-6	4	0	0	0	0	0	2
Joey Hamilton, R OBP: 0.143, SLG: 0.143 Doug Bochler, R (7, 1)		2-3 K			0-0 G6-3				2-3 K	3	0	0	0	0	2	1
										0	0	0	0	0	0	0

Inning Stats	R: 1	H: 2	E: 0	K: 0	S: 17	H: 2	LOB: 2	BB: 1	P: 27	R: 0	H: 1	E: 0	K: 2	S: 10	H: 1	LOB: 1	BB: 0	P: 16	R: 1	H: 2	E: 0	K: 0	S: 10	H: 2	LOB: 1	BB: 0	P: 14	R: 0	H: 0	E: 0	K: 1	S: 7	R: 4	H: 4	E: 1	K: 1	S: 12	R: 0	H: 0	E: 0	K: 1	S: 6	R: 0	H: 1	E: 0	K: 0	S: 5	R: 0	H: 1	E: 0	K: 0	S: 8	R: 0	H: 1	E: 0	K: 0	S: 8
--------------	------	------	------	------	-------	------	--------	-------	-------	------	------	------	------	-------	------	--------	-------	-------	------	------	------	------	-------	------	--------	-------	-------	------	------	------	------	------	------	------	------	------	-------	------	------	------	------	------	------	------	------	------	------	------	------	------	------	------	------	------	------	------	------

PITCHER	IP	WLS	BF	H	R	ER	SO	BB	IBB	HBP	BLK	WP	HR	S	P	ERA	WHIP
Tom Glavine, L ERA: 4.0 (1, 1)	5.0	L	25	9	6	5	4	1	0	0	0	0	0	56	82	9.00	2.000
Terrell Wade, L ERA: (6, 1)	1.0		3	0	0	0	1	0	0	0	0	0	0	6	10	0.00	0.000
Tom Thobe, L ERA: (7, 1)	2.0		7	2	0	0	0	0	0	0	0	0	0	13	17	0.00	1.000

BOTTOM

Atlanta Braves @ San Diego Padres
Jack Murphy Stadium, San Diego, CA

Sat Apr 13 1996, 10:05 PM EDT
 Att: 45,250 - Unknown - 62 F

livebaseballscorecards.com

AB	34
R	6
H	11
RBI	5
BB	1
SO	5
LOB	15



WP: 0	PA: 35
PB: 0	
SB: 0	
CS: 2	

Batter	1	2	3	4	5	6	7	8	9	AB R H RBI BB SO LOB	TOP												
Marquis Grissom, R (1, 8) OBP: 0.246, SLG: 0.345	0-0 G5-3		1-2 G1-3		1-1 FC1-2		1-2 G5-3		0-0 G3-6-3 1B	5 0 1 0 0 0 3													
Mark Lemke, S (1, 4) OBP: 0.352, SLG: 0.422	3-1 HR			2-3 K		3-2 HR	0-1 G5-3		0-2 G3-6-3 1-2f	5 2 2 2 0 1 1													
10 Chipper Jones, S (1, 5) OBP: 0.390, SLG: 0.556	1-3 K			1-1 F7		3-2 HR		2-3 K		4 1 1 1 0 2 0													
Fred McGriff, L (1, 3) OBP: 0.367, SLG: 0.453	1-2 P4			1-2 G3		0-0 1B 1B		1-1 1B 2B		4 1 2 0 0 0 0													
David Justice, L (1, 9) OBP: 0.386, SLG: 0.460		1-0 CS 1B			3-1 G6-3	1-2 1B 1B		4-2 1B BB		3 0 2 0 1 0 0													
Javy Lopez, R (1, 2) OBP: 0.269, SLG: 0.417		1-3 SAFE K			3-0 29 BB FC1-2 1B	0-0 P4		2-1 1-3 2-H 1B		4 0 2 1 0 1 2													
Ryan Klesko, L (1, 7) Jerome Walton, R (8, 7) OBP: 0.490, SLG: 0.825 OBP: 0.333, SLG: 0.600		1-0 P4			4-0 29 BB 1-2 BB	0-0 1-2 1B		1-3 K		3 0 1 0 1 1 3 0 0 0 0 0 0 0													
Rafael Belliard, R (1, 6) 1 SAFE	0-0 CS 1-2		0-0 G6-3		0-3 K	1-3 K		1-2 G5-3		4 0 0 0 0 2 6													
29 John Smoltz, R (1, 1) Dwight Smith, L (9, PH) Mark Wohlers, R (9, 1) OBP: 0.250, SLG: 0.100			1-2 G6-3		4-2 1-2 2-3 BB		0-1 F9		2-3 K	2 0 0 0 1 0 0 1 0 0 0 0 1 0 0 0 0 0 0 0 0													
Inning Stats	R: 1 E: 0 K: 1 S: 9	H: 1 LOB: 0 BB: 0 P: 14	R: 0 E: 0 K: 1 S: 5	H: 1 LOB: 0 BB: 0 P: 8	R: 0 E: 0 K: 0 S: 8	H: 0 LOB: 0 BB: 0 P: 10	R: 0 E: 0 K: 1 S: 8	H: 0 LOB: 0 BB: 0 P: 12	R: 0 E: 0 K: 1 S: 10	H: 1 LOB: 3 BB: 2 P: 25	R: 2 E: 0 K: 1 S: 17	H: 5 LOB: 2 BB: 0 P: 25	R: 0 E: 0 K: 0 S: 7	H: 0 LOB: 0 BB: 0 P: 8	R: 1 E: 0 K: 2 S: 16	H: 2 LOB: 2 BB: 1 P: 27	R: 0 E: 0 K: 1 S: 7	H: 1 LOB: 0 BB: 0 P: 9	1B: 7 2B: 1 3B: 0 HR: 3	SF: 0 SAC: 0 DP: 1 HBP: 0	WP: 0 PB: 0 SB: 0 CS: 1	PA: 39	
PITCHER	IP WLS BF H R ER SO BB IBB HBP BLK WP HR S P ERA WHIP																					PITCHER	IP WLS BF H R ER SO BB IBB HBP BLK WP HR S P ERA WHIP
Fernando Valenzuela, L (1, 1) ERA: 3.09	5.2 L 25 8 3 3 4 2 0 0 0 0 3 54 90 4.76 1.765																						
Scott Sanders, R (6, 1) ERA: 7.5	1.1 4 0 0 0 1 0 0 0 0 0 0 0 10 12 0.00 0.000																						
Bryce Florie, R (8, 1) ERA: 4.91	2.0 9 3 1 1 3 1 0 0 0 0 0 0 23 36 4.50 2.000																						

Atlanta Braves @ San Diego Padres
Jack Murphy Stadium, San Diego, CA

Sun Apr 14 1996, 6:33 AM EDT
Att. 45,014 - Sunny - 75 F

livebaseballscorecards.com

AB	35
R	4
H	11
RBI	4
BB	3
SO	8
LOB	15



Batter 1 2 3 4 5 6 7 8 9 AB R H RBI BB SO LOB BOTTOM

Steve Finley, L (1, 8) <small>OBP: 0.291, SLG: 0.188</small>	0-3 K			0-2 F8		2-2 G4-3			0-1 F8 S 1B	4 0 1 0 0 1 1
Jody Reed, R (1, 4) <small>OBP: 0.373, SLG: 0.341</small>	2-3 K			3-1 F7		1-1 P8		4-1 BB	3 0 0 0 1 1 0	
Tony Gwynn, L (1, 9) <small>OBP: 0.544, SLG: 0.592</small>	1-0 G4-3			2-2 G3		0-0 G3 2B		0-0 F8 2-3	4 0 1 0 0 0 2	
Wally Joyner, L (1, 3) <small>OBP: 0.571, SLG: 0.667</small>		3-3 K		2-3 K		3-2 G3 2-3		1-0 F8 3	4 0 0 0 0 2 3	
Chris Gwynn, L (1, 7) Scott Sanders, R (6, 1) Scott Livingstone, L (7, PH) Bryce Florie, R (8, 1)		3-3 K		3-3 K		2-0 F7 3			2 0 0 0 0 2 0 0 0 0 0 0 0 0 1 0 0 0 0 0 1 0 0 0 0 0 0 0	
Craig Shipley, R (1, 5) <small>OBP: 0.444, SLG: 0.765</small>		2-3 K		1-3 K			2-3 K		3 0 0 0 0 3 0	
Brian Johnson, R (1, 2) <small>OBP: 0.333, SLG: 0.667</small>			1-2 G5-3		1-3 K		1-0 F9 2		3 0 0 0 0 1 0	
Andujar Cedeno, R (1, 6) <small>OBP: 0.250, SLG: 0.263</small>			0-3 K		2-2 P5 2		2-3 K 3		3 0 0 0 0 2 0	
Fernando Valenzuela, L (1, 1) Marc Newfield, R (6, 7) <small>OBP: 0.364, SLG: 0.600</small>			2-3 K		4-2 BB		0-0 G6-3 1		1 0 0 0 0 1 0 1 0 0 0 1 0 0	

Inning Stats	R: 0	H: 0	E: 0	LOB: 0	K: 2	S: 9	P: 12	R: 0	H: 0	E: 0	LOB: 0	K: 3	S: 10	P: 18	R: 0	H: 0	E: 0	LOB: 0	K: 2	S: 10	P: 13	R: 0	H: 0	E: 0	LOB: 0	K: 0	S: 8	P: 13	R: 0	H: 0	E: 0	LOB: 0	K: 3	S: 15	P: 21	R: 0	H: 0	E: 0	LOB: 1	K: 1	S: 11	P: 20	R: 0	H: 1	E: 0	LOB: 1	K: 0	S: 9	P: 15	R: 0	H: 0	E: 0	LOB: 0	K: 2	S: 12	P: 17	R: 0	H: 1	E: 0	LOB: 2	K: 0	S: 6	P: 11	1B: 1	2B: 1	3B: 0	HR: 0	SF: 0	SAC: 0	DP: 0	HBP: 0	WP: 0	PA: 31	ERA	WHIP
29 John Smoltz, R (1, 1) <small>ERA: 2.91</small>	8.0	WLS	BF	H	R	ER	SO	BB	IBB	HBP	BLK	WP	HR	S	P	ERA	WHIP																																																										
Mark Wohlers, R (9, 1) <small>ERA: 4.26</small>	1.0	W	26	1	0	0	13	1	0	0	0	0	0	84	129	0.00	0.250																																																										

Atlanta Braves @ San Diego Padres
 Jack Murphy Stadium, San Diego, CA
 Sun Apr 14 1996, 6:33 AM EDT
 Att. 45,014 - Sunny - 75 F

livebaseballscorecards.com

AB	29
R	0
H	2
RBI	0
BB	2
SO	13
LOB	7



Batter	1	2	3	4	5	6	7	8	9	AB R H RBI BB SO LOB	TOP																									
Steve Finley, L (1, 8) OBP: 0.300, SLG: 0.245										5 2 2 0 0 1 2																										
Jody Reed, R (1, 4) OBP: 0.375, SLG: 0.333										4 1 1 0 1 0 1																										
Tony Gwynn, L (1, 9) OBP: 0.525, SLG: 0.577										3 1 1 2 0 0 1																										
Chris Gwynn, L (7, 9)										0 0 0 0 1 0 0																										
Ken Caminiti, S (1, 5) OBP: 0.352, SLG: 0.558										5 1 1 0 0 1 2																										
Wally Joyner, L (1, 3) OBP: 0.574, SLG: 0.643										3 2 1 1 2 1 1																										
Marc Newfield, R (1, 7) OBP: 0.438, SLG: 0.643										4 2 2 1 1 1 2																										
Brad Ausmus, R (1, 2) OBP: 0.250, SLG: 0.310										5 0 2 1 0 0 5																										
Andujar Cedeno, R (1, 6) OBP: 0.295, SLG: 0.293										3 0 2 2 1 0 0																										
Scott Livingstone, L (9, PH) OBP: 0.200, SLG: 0.300										1 0 0 0 0 0 1																										
Bob Tewksbury, R (1, 1)										3 0 0 0 0 2 6																										
Willie Blair, R (6, 1)										1 0 0 0 0 0 0																										
Doug Bochtler, R (8, 1)										0 0 0 0 0 0 0																										
Inning Stats	R: 5 E: 1 K: 3 S: 26	H: 4 LOB: 2 BB: 2 P: 45	R: 0 E: 0 K: 0 S: 9	H: 1 LOB: 0 BB: 0 P: 12	R: 1 E: 0 K: 1 S: 13	H: 2 LOB: 1 BB: 0 P: 18	R: 3 E: 1 K: 1 S: 16	H: 3 LOB: 3 BB: 2 P: 31	R: 0 E: 0 K: 0 S: 6	H: 0 LOB: 0 BB: 0 P: 9	R: 0 E: 0 K: 1 S: 9	H: 1 LOB: 1 BB: 1 P: 14	R: 0 E: 0 K: 0 S: 10	H: 0 LOB: 0 BB: 0 P: 15	R: 0 E: 0 K: 0 S: 8	H: 0 LOB: 1 BB: 1 P: 16	R: 0 E: 0 K: 0 S: 6	H: 1 LOB: 0 BB: 0 P: 7	1B: 8 2B: 4 3B: 0 HR: 0	SF: 1 SAC: 0 DP: 3 HBP: 0	WP: 3 PB: 0 SB: 0 CS: 0	PA: 44														
PITCHER	IP WLS BF H R ER SO BB IBB HBP BLK WP HR S P ERA WHIP																																			
Bryan Rekar, R (1, 1) ERA: 13.5	4.0	3	0	0	0	0	0	0	0	0	0	0	0	64	106	15.75	3.250																			
John Habyan, R (5, 1) ERA:	1.0	3	0	0	0	0	0	0	0	0	0	0	0	6	9	0.00	0.000																			
Mike Munoz, L (6, 1) ERA: 6.35	0.1	3	1	0	0	0	1	0	0	0	0	0	0	8	13	0.00	6.000																			
Steve Reed, R (6, 1) ERA: 5.06	1.2	4	0	0	0	0	0	0	0	0	0	0	0	11	16	0.00	0.000																			
Bruce Ruffin, L (8, 1) ERA: 6.75	1.0	W 4	0	0	0	0	0	1	0	0	0	0	0	8	16	0.00	1.000																			
PITCHER	IP WLS BF H R ER SO BB IBB HBP BLK WP HR S P ERA WHIP																																			
Curt Leskanic, R (9, 1) ERA: 3.38	1.0	S 3	1	0	0	0	0	0	0	0	0	0	0	1	0	0.00	1.000																			

San Diego Padres @ Colorado Rockies
Coors Field, Denver, CO

Mon Apr 15 1996, 7:05 PM MDT
Att. 48,027 - Unknown - 57 F

AB	37
R	9
H	12
RBI	7
BB	6
SO	6
LOB	21



WP	3	PA	44
PB	0		
SB	0		
CS	0		

1B:	8	SF:	1	2B:	4	SAC:	0	3B:	0	DP:	3	HR:	0	HBP:	0
-----	---	-----	---	-----	---	------	---	-----	---	-----	---	-----	---	------	---

BOTTOM

San Diego Padres @ Colorado Rockies

Coors Field, Denver, CO

Mon Apr 15 1996, 7:05 PM MDT

Att: 48,027 - Unknown - 57 F

livebaseballscorecards.com

AB	38
R	11
H	16
RBI	11
BB	4
SO	4
LOB	18



WP:	0	PA:	44
PB:	0	SB:	0
CS:	1		

Batter	1	2	3	4	5	6	7	8	9	AB	R	H	RBI	BB	SO	LOB
Walt Weiss, S OBP: 0.429, SLG: 0.426 (1, 6)	0-1 2B 1B 1B		3-2 1B BB	0-0 SF7		0-1 G3		2-2 G4-3		4	2	2	1	0	0	0
Ellis Burks, R OBP: 0.519, SLG: 0.756 (1, 7)	0-0 1B G3 2B		4-2 1B BB 1-2 1B BB	3-H 3-2 G5-3		1-2 F8 HBP		2-2 HR 1B		3	3	2	0	1	0	0
Dante Bichette, R OBP: 0.362, SLG: 0.490 (1, 9)	0-1 CS G3 1B		3-2 1B 1B		1-2 1B 1B	2-2 F8		0-0 HR 1-H		5	2	4	4	0	0	1
Larry Walker, L OBP: 0.333, SLG: 0.548 (1, 8)	0-0 G3 1-2 3-H		0-0 1B		0-0 P5	4-1 BB		2-2 P4		4	0	1	2	1	0	2
Andres Galarraga, R OBP: 0.275, SLG: 0.521 (1, 3)	2-3 2-3 K 2-3		1-0 L7		2-2 K	1-3 K		0-1 2B 2B		5	1	1	0	0	3	6
Vinny Castilla, R OBP: 0.353, SLG: 0.500 (1, 5)		1-1 F9	0-0 G5-3		0-0 1B 1B		0-0 G6-3	3-1 2B		5	1	2	1	0	0	2
Jeff Reed, L OBP: 0.400, SLG: 0.519 (1, 2)		3-1 E5 G3-6-1		1-1 G4-3 3B 1B	3-2 1B 1B	1-2 P5	1-2 P5	4-2 BB		4	1	2	1	1	0	0
Jason Bates, S OBP: 0.308, SLG: 0.333 (1, 4)		0-0 G3-6-1		2-0 G4-3	2-2 1B	1-3 3-H 1B	4-2 BB	2-3 K		4	0	1	1	1	1	4
Bryan Rekar, R Trenstad Hubbard, R John Habyan, R John Vogler, W, L Mike Munoz, L Steve Reed, R Quinton McCracken, S Bruce Ruffin, S Curt Leskanic, R			2-2 G1-3	1-2 SF7 3B	0-1 P5		SAFE SAFE G3-1			1	0	0	0	0	0	0

Inning Stats	R: 2	H: 3	E: 0	K: 1	S: 9	R: 0	H: 0	E: 1	K: 0	S: 5	R: 2	H: 3	E: 0	K: 0	S: 16	R: 2	H: 2	E: 0	K: 0	S: 11	R: 2	H: 4	E: 0	K: 1	S: 19	R: 0	H: 0	E: 0	K: 1	S: 11	R: 0	H: 0	E: 0	K: 0	S: 9	R: 3	H: 4	E: 0	K: 1	S: 26
	LOB: 0	BB: 0	LOB: 0	BB: 0	P: 11	LOB: 0	BB: 0	LOB: 0	BB: 0	P: 9	LOB: 2	BB: 1	LOB: 0	BB: 0	P: 29	LOB: 0	BB: 0	LOB: 2	BB: 0	P: 18	LOB: 2	BB: 0	LOB: 1	BB: 1	P: 27	LOB: 1	BB: 1	LOB: 2	BB: 1	P: 16	LOB: 2	BB: 1	LOB: 2	BB: 1	P: 41					

PITCHER	IP	WLS	BF	H	R	ER	SO	BB	IBB	HBP	BLK	WP	HR	S	P	ERA	WHIP
Bob Tewksbury, R ERA: 4.34 (1, 1)	5.0		27	12	8	8	2	1	0	0	0	0	0	60	94	14.40	2.600
Willie Blair, R ERA: 4.61 (6, 1)	2.2	L	14	3	3	3	1	2	0	1	0	0	1	39	60	10.12	1.875
Doug Bochtler, R ERA: (8, 1)	0.1		3	1	0	0	1	1	0	0	0	0	0	7	16	0.00	6.000

Batter	1	2	3	4	5	6	7	8	9	AB	R	H	RBI	BB	SO	LOB	TOP								
Steve Finley, L (1, 8) OBP: 0.318, SLG: 0.293	2-1 G3 2B		2-1 E 1B HBP	3-2 L3		3-2 2B 2B	0-1 G4-3		2-1 G4-3	5	2	2	1	0	0	2									
Jody Reed, R (1, 4) OBP: 0.393, SLG: 0.396	2-2 P4		1-0 F9	1-0 2B		1-1 K 2B		1-1 2B 1B		5	1	3	2	0	0	3									
Ken Caminiti, S (1, 5) OBP: 0.339, SLG: 0.526	2-2 G3 2-3		0-1 E 1B 1B	0-0 F8		2-3 K 2-3		1-3 K 1-1 SAFE		5	1	1	1	0	2	4									
Wally Joyner, L (1, 3) OBP: 0.576, SLG: 0.681	2-0 P3		1-2 FC4-6 1B		3-0 F8		1-1 HR 2B	1-2 1B 2B		5	1	3	1	0	0	1									
Marc Newfield, R (1, 7) OBP: 0.476, SLG: 0.778		0-0 F7	2-2 FC4-6 1B		0-0 FC6-4 1B		2-0 HR	4-2 1B BB		4	1	2	2	1	0	1									
Chris Gwynn, L (1, 9) OBP: 0.250, SLG: 0.100		3-2 G4-3	0-0 FC5-4 1B		1-0 FC6-4		0-0 G4-3 WP 1B	0-2 1B		3	0	1	0	0	0	1									
Archi Cianfrocco, R (6, 9) OBP: 0.500, SLG: 0.700			1-2 1B		1-2f			1-3 2-3 3-H		1	1	1	0	0	0	0									
Tony Gwynn, L (8, PH) OBP: 0.532, SLG: 0.585										1	0	1	1	0	0	0									
Craig Shipley, R (8, PR) OBP: 0.444, SLG: 0.765										0	0	0	0	0	0	0									
Brad Ausmus, R (1, 2) OBP: 0.245, SLG: 0.298		2-1 1B	2-2 FC5-4		3-2 F9		2-3 K	0-1 B5-3		5	0	1	0	0	1	6									
Andujar Cedeno, R (1, 6) OBP: 0.265, SLG: 0.261		0-3 K		0-2 G5-3		1-1 G5-3	0-0 G4-3		3-2 G5-3	5	0	0	0	0	1	2									
Andy Ashby, R (1, 1) OBP: 0.444, SLG: 0.667			0-0 HBP 1B		2-1 2B		1-0 2B		0-2 L6	4	3	4	0	0	0	0									
Scott Sanders, R (7, 1)										1	0	0	0	0	0	0									
Trevor Hoffman, R (9, 1)										0	0	0	0	0	0	0									
Inning Stats	R: 0 E: 0 K: 0 S: 9	H: 1 LOB: 1 BB: 0 P: 17	R: 0 E: 0 K: 1 S: 9	H: 1 LOB: 1 BB: 0 P: 14	R: 3 E: 1 K: 0 S: 16	H: 4 LOB: 2 BB: 0 P: 24	R: 1 E: 0 K: 0 S: 11	H: 2 LOB: 1 BB: 0 P: 17	R: 0 E: 0 K: 0 S: 6	H: 1 LOB: 1 BB: 0 P: 13	R: 2 E: 0 K: 1 S: 12	H: 3 LOB: 0 BB: 0 P: 20	R: 3 E: 0 K: 1 S: 13	H: 4 LOB: 1 BB: 0 P: 20	R: 1 E: 0 K: 1 S: 18	H: 3 LOB: 2 BB: 1 P: 25	R: 0 E: 0 K: 0 S: 8	H: 0 LOB: 0 BB: 0 P: 13	1B: 10 2B: 8 3B: 0 HR: 1	SF: 0 SAC: 0 DP: 0 HBP: 1	WP: 1 PB: 0 SB: 1 CS: 0	PA: 46			
PITCHER	IP	WLS	BF	H	R	ER	SO	BB	IBB	HBP	BLK	WP	HR	S	P	ERA	WHIP								
Armando Reynoso, R (1, 1) ERA: 6.35	5.1	L	28	11	6	6	1	0	0	1	0	0	0	57	96	10.12	2.062								
Darren Holmes, R (6, 1) ERA: 6.75	1.2		9	5	3	3	2	0	0	0	0	1	1	19	29	16.20	3.000								
John Habyan, R (8, 1) ERA: 3.86	0.1		4	2	1	1	1	1	0	0	0	0	0	13	20	27.00	9.000								
Steve Reed, R (8, 1) ERA: 4.5	0.2		2	1	0	0	0	0	0	0	0	0	0	5	5	0.00	1.500								
Lance Painter, L (9, 1) ERA: 7.94	1.0		3	0	0	0	0	0	0	0	0	0	0	8	13	0.00	0.000								

San Diego Padres @ Colorado Rockies
Coors Field, Denver, CO
Tue Apr 16 1996, 7:05 PM MDT
Att. 48,031 - Unknown - 68 F

livebaseballscorecards.com

AB	44
R	10
H	19
RBI	8
BB	1
SO	4
LOB	20



BOTTOM

San Diego Padres @ Colorado Rockies

Coors Field, Denver, CO

Tue Apr 16 1996, 7:05 PM MDT
Att: 48,031 - Unknown - 68 F

livebaseballscorecards.com

AB	35
R	6
H	10
RBI	6
BB	3
SO	6
LOB	17



WP:	0	PA:	40
PB:	0		
SB:	0		
CS:	1		

AB R H RBI BB SO LOB

3	0	1	0	2	0	1
5	0	0	0	0	1	7
5	0	0	0	0	3	3
5	1	2	0	0	0	3
2	1	0	0	0	1	1
4	2	2	4	0	0	2
4	1	1	1	0	1	0
4	1	2	1	0	0	0
2	0	1	0	0	0	0
0	0	0	0	0	0	0
0	0	0	0	1	0	0
0	0	0	0	0	0	0
0	0	0	0	0	0	0
0	0	0	0	0	0	0
0	0	0	0	0	0	0
1	0	1	0	0	0	0

Batter	1	2	3	4	5	6	7	8	9
Walt Weiss, S OBP: 0.443, SLG: 0.420 (1, 6)	3-2 CS 1B		1-0 G4-6-3 1-2f			1-2 G4-3	4-1 BB 1-2 2-3		4-1 BB
Ellis Burks, R OBP: 0.475, SLG: 0.680 (1, 7)	3-1 G4-3 1-2		3-3 K			0-0 F8	3-2 P3		0-0 P2
Dante Bichette, R OBP: 0.350, SLG: 0.446 (1, 9)	3-3 K			1-2 G4-3		0-0 G6-3		0-3 K	2-3 K
Larry Walker, L OBP: 0.340, SLG: 0.553 (1, 8)		0-1 G3		3-2 L3		1-0 HR 1B		2-2 G5-3 2B	1-2 G1-3
Andres Galarraga, R OBP: 0.291, SLG: 0.500 (1, 3)		3-2 HR HBP		1-3 K		1-0 F9		1-0 HBP	
Vinny Castilla, R OBP: 0.364, SLG: 0.620 (1, 5)		0-0 HR			0-0 G5-3	0-0 HR 1-H		1-0 G5-3 2-3f	
Jeff Reed, L OBP: 0.382, SLG: 0.581 (1, 2)		0-1 G4-3		3-2 K		1-1 G3			2-0 HR
Jason Bates, S OBP: 0.326, SLG: 0.425 (1, 4)		0-0 G5-3		3-2 HR		0-2 E5 BB BB			0-0 2B 1B
Armando Reynoso, R OBP: 0.286, SLG: 0.286 (1, 1)			1-2 G4-6-3 1B		0-0 F8	4-2 BB 1-2 BB			0-2 2B
Darren Holmes, R OBP: 0.364, SLG: 0.222 (7, PH)									
John Vander Wal, L OBP: 0.364, SLG: 0.222 (8, 1)									
John Habyan, R (8, 1)									
Steve Reed, R (8, 1)									
Lance Painter, L (9, 1)									
Quinton McCracken, S OBP: 0.143, SLG: 0.286 (9, PH)									

Inning Stats	R: 0	H: 1	E: 0	LOB: 0	K: 1	S: 8	P: 17	R: 2	H: 1	E: 0	LOB: 0	K: 0	S: 8	R: 0	H: 0	E: 0	LOB: 0	K: 1	S: 9	R: 1	H: 1	E: 0	LOB: 0	K: 1	S: 9	R: 0	H: 0	E: 0	LOB: 0	K: 0	S: 5	R: 2	H: 2	E: 1	LOB: 3	K: 0	S: 14	R: 0	H: 1	E: 0	LOB: 1	K: 1	S: 11	R: 1	H: 3	E: 0	LOB: 3	K: 1	S: 16	1B: 4	SF: 0	2B: 2	SAC: 0	3B: 0	DP: 2	HR: 4	HBP: 2	WP: 0	PA: 40
--------------	------	------	------	--------	------	------	-------	------	------	------	--------	------	------	------	------	------	--------	------	------	------	------	------	--------	------	------	------	------	------	--------	------	------	------	------	------	--------	------	-------	------	------	------	--------	------	-------	------	------	------	--------	------	-------	-------	-------	-------	--------	-------	-------	-------	--------	-------	--------

PITCHER	IP	WLS	BF	H	R	ER	SO	BB	IBB	HBP	BLK	WP	HR	S	P	ERA	WHIP
Andy Ashby, R ERA: 3.71 (1, 1)	6.2	W	27	6	5	5	4	1	0	1	0	0	3	57	93	6.75	1.050
Scott Sanders, R ERA: 7.36 (7, 1)	1.1		8	3	1	1	1	1	0	1	0	0	1	17	30	6.75	3.000
Trevor Hoffman, R ERA: 1.17 (9, 1)	1.0		5	1	0	0	1	1	0	0	0	0	0	14	21	0.00	2.000

Batter	1	2	3	4	5	6	7	8	9	AB	R	H	RBI	BB	SO	LOB	TOP								
Steve Finley, L (1, 8) OBP: 0.319, SLG: 0.286	4-2 S 1B BB	1-1 P4	3-2 P5		3-2 F8		2-2 G3 S 1B		0-0 G3	5	1	1	0	1	0	4									
Jody Reed, R (1, 4) OBP: 0.403, SLG: 0.397	2-1 BB 1B 1-H	0-1 1B		4-1 E 2B BB	0-1 G1-3		2-2 G3		2-2 G4-3	5	1	2	2	1	0	1									
Ken Caminiti, S (1, 5) OBP: 0.338, SLG: 0.508	2-0 G5-4-3 BB 1B 1-2	1-1 G5-3		0-1 E3 2B HR 1-3	3-1 G5-3		2-2 G5-3		1-1 1B 1B	6	1	2	0	0	0	4									
Wally Joyner, L (1, 3) OBP: 0.569, SLG: 0.717	0-3 K		0-1 G3	3-1 HR 2B 2-3 3-H		2-2 L9		0-1 2B 3B	2-2 1B	6	2	3	1	0	1	2									
Marc Newfield, R (1, 7) OBP: 0.556, SLG: 0.957	4-0 1B 1B 1-2 2-3 BB		1-2 1B 1B	0-0 HR 2B 2-H 3-H		1-1 2B 1B		1-0 1B FC4-6 2B 3-H	0-0 G3-1	5	4	4	4	1	0	2									
Archib Cianfrocco, R (1, 9) OBP: 0.333, SLG: 0.467	1-2 G5-4-3 2-3f		0-0 F8	0-0 G1-3		0-0 F8		1-3 K		5	0	0	0	0	1	6									
Craig Shipley, R (1, 6) OBP: 0.478, SLG: 0.773		2-2 G5-3	1 SAFE 3-1 1B 1B 1-3	3-1 G6-3		1 SAFE 1-1 2B 1-H		0-1 FC4-6 1B 2-3		5	1	3	1	0	0	0									
Brad Ausmus, R (1, 2) OBP: 0.278, SLG: 0.320		1-0 FC5 1B 2B	4-0 E 1B BB 1-2	4-2 BB		1-1 F9		1-0 FC4-6 1-2f 3-H		3	1	1	1	2	0	2									
Sean Bergman, R (1, 1) OBP: 0.111, SLG: 0.111		2-2 FC5	0-0 E7	0-0 P4						3	0	1	2	0	0	2									
Bryce Florie, R (5, 1)										1	0	0	0	0	0	0									
Scott Livingstone, L (8, PH) OBP: 0.182, SLG: 0.273										1	0	0	0	0	0	1									
Tim Worrell, R (8, 1)										0	0	0	0	0	0	0									
Inning Stats	R: 1 E: 0 K: 1 S: 11	H: 2 LOB: 2 BB: 2 P: 24	R: 1 E: 0 K: 0 S: 18	H: 2 LOB: 2 BB: 0 P: 25	R: 2 E: 1 K: 0 S: 14	H: 3 LOB: 2 BB: 1 P: 25	R: 4 E: 1 K: 0 S: 12	H: 2 LOB: 1 BB: 2 P: 26	R: 0 E: 0 K: 0 S: 11	H: 0 LOB: 0 BB: 0 P: 17	R: 1 E: 0 K: 0 S: 12	H: 2 LOB: 1 BB: 0 P: 17	R: 0 E: 0 K: 0 S: 14	H: 1 LOB: 1 BB: 0 P: 21	R: 2 E: 0 K: 1 S: 11	H: 3 LOB: 1 BB: 0 P: 14	R: 0 E: 0 K: 0 S: 10	H: 2 LOB: 2 BB: 0 P: 15	1B: 11 2B: 4 3B: 1 HR: 1	SF: 0 SAC: 0 DP: 1 HBP: 0	WP: 0 PB: 0 SB: 2 CS: 0	PA: 50			
PITCHER	IP	WLS	BF	H	R	ER	SO	BB	IBB	HBP	BLK	WP	HR	S	P	ERA	WHIP								
Marvin Freeman, R (1, 1) ERA: 6.32	4.0	L	27	9	8	7	1	5	0	0	0	0	1	55	100	15.75	3.500								
Mike Munoz, L (5, 1) ERA: 5.4	1.0		3	0	0	0	0	0	0	0	0	0	0	11	17	0.00	0.000								
Steve Reed, R (6, 1) ERA: 5.14	1.0		5	2	1	1	0	0	0	0	0	0	0	12	17	9.00	2.000								
Lance Painter, L (7, 1) ERA: 7.3	1.0		4	1	0	0	0	0	0	0	0	0	0	14	21	0.00	1.000								
Darren Holmes, R (8, 1) ERA: 8.53	1.0		6	3	2	2	1	0	0	0	0	0	0	11	14	18.00	3.000								
PITCHER	IP	WLS	BF	H	R	ER	SO	BB	IBB	HBP	BLK	WP	HR	S	P	ERA	WHIP								
Curt Leskanic, R (9, 1) ERA: 3.0	1.0		5	2	0	0	0	0	0	0	0	0	0	10	15	0.00	2.000								

San Diego Padres @ Colorado Rockies
 Coors Field, Denver, CO
 Wed Apr 17 1996, 3:33 AM MDT
 Att: 48,011 - Sunny - 68 F

AB	45
R	11
H	17
RBI	11
BB	5
SO	2
LOB	24



WP	0	PA	50
PB	0		
SB	2		
CS	0		

1B	11	SF	0
2B	4	SAC	0
3B	1	DP	1
HR	1	HBP	0

livebaseballscorecards.com

Batter	1	2	3	4	5	6	7	8	9	AB	R	H	RBI	BB	SO	LOB
Walt Weiss, S OBP: 0.439, SLG: 0.396 (1, 6)	0-3 K	1-3 K		2-0 F8	4-1 BB			4-2 1B BB		3	0	0	0	2	2	4
Ellis Burks, R OBP: 0.469, SLG: 0.655 (1, 7)	1-2 S 2B 1B		0-0 G6-3	1-2 G3	0-1 G3-1			1-2 1B 1B		5	1	2	1	0	0	5
Dante Bichette, R OBP: 0.369, SLG: 0.459 (1, 9)	3-3 K		1-0 S 1B		2-0 1B 2B		1-0 F8	0-2 1B		5	2	3	0	0	1	1
Larry Walker, L OBP: 0.345, SLG: 0.558 (1, 8)	0-0 2B		3-3 K		2-0 2B 1B		2-3 K	3-3 K		5	1	2	1	0	3	3
Curt Leskanic, R (9, 1)			1-2 K		1-2 2B 1B					0	0	0	0	0	0	0
Andres Galarraga, R OBP: 0.300, SLG: 0.509 (1, 3)	0-0 G6-3		1-0 2-H 1B		1-2 WP 1B 2B		1-0 G1-3	0-3 K		5	1	2	3	0	1	3
Vinny Castilla, R OBP: 0.350, SLG: 0.582 (1, 5)		0-2 G5-3	0-3 K		2-0 BB 1B		1-0 F9		0-0 F8	5	0	1	1	0	1	1
Jeff Reed, L OBP: 0.410, SLG: 0.588 (1, 2)		4-1 SH1-4 1B BB		0-0 G6-3 2B	1-3 K		1-0 L5		4-0 FC6-4 BB	3	0	1	0	2	1	1
Jason Bates, S OBP: 0.354, SLG: 0.419 (1, 4)		2-0 SH1-4 1B		4-2 G6-3 BB	4-1 BB		0-0 F7		3-3 K	3	0	1	0	2	1	1
Marvin Freeman, R Trenidad Hubbard, R Mike Munoz, L John Vander Wal, L Steve Reed, R Lance Painter, L Darren Holmes, R Quinton McCracken, S		1-0 SH1-4		1-2 G6-3	1-3 K			2-1 BB 1B	2-1 FC6-4	0	0	0	0	0	0	0

Inning Stats	R: 1	H: 2	E: 0	K: 2	S: 13	LOB: 1	BB: 0	P: 16	R: 0	H: 1	E: 0	K: 1	S: 9	LOB: 2	BB: 1	P: 17	R: 1	H: 2	E: 0	K: 2	S: 9	LOB: 1	BB: 0	P: 14	R: 0	H: 1	E: 0	K: 0	S: 13	LOB: 2	BB: 1	P: 21	R: 3	H: 4	E: 0	K: 2	S: 16	LOB: 3	BB: 2	P: 33	R: 0	H: 0	E: 0	K: 1	S: 6	LOB: 0	BB: 0	R: 0	H: 0	E: 0	K: 0	S: 3	LOB: 0	BB: 0	R: 1	H: 3	E: 0	K: 2	S: 17	LOB: 2	BB: 1	P: 27	R: 0	H: 0	E: 0	K: 1	S: 6	LOB: 1	BB: 1	P: 15	1B: 10	SF: 0	2B: 3	SAC: 1	3B: 0	DP: 0	HR: 0	HBP: 0	WP: 1	PA: 45
--------------	------	------	------	------	-------	--------	-------	-------	------	------	------	------	------	--------	-------	-------	------	------	------	------	------	--------	-------	-------	------	------	------	------	-------	--------	-------	-------	------	------	------	------	-------	--------	-------	-------	------	------	------	------	------	--------	-------	------	------	------	------	------	--------	-------	------	------	------	------	-------	--------	-------	-------	------	------	------	------	------	--------	-------	-------	--------	-------	-------	--------	-------	-------	-------	--------	-------	--------

PITCHER	IP	WLS	BF	H	R	ER	SO	BB	IBB	HBP	BLK	WP	HR	S	P	ERA	WHIP
Sean Bergman, R ERA: 6.91 (1, 1)	4.0		24	10	5	5	5	2	0	0	0	1	0	50	81	11.25	3.000
Bryce Florie, R ERA: 2.7 (5, 1)	3.0	W	11	0	0	0	3	2	0	0	0	0	0	19	35	0.00	0.667
Tim Worrell, R ERA: 1.35 (8, 1)	2.0		10	3	1	1	3	2	0	0	0	0	0	23	42	4.50	2.500

BOTTOM


San Diego Padres @ Colorado Rockies
Coors Field, Denver, CO

Wed Apr 17 1996, 3:33 AM MDT
Att: 48,011 - Sunny - 68 F

livebaseballscorecards.com

AB	38
R	6
H	13
RBI	6
BB	6
SO	11
LOB	24



Batter	1	2	3	4	5	6	7	8	9	AB R H RBI BB SO LOB	TOP														
Steve Finley, L (1, 8) OBP: 0.303, SLG: 0.269	0-3 K		1-0 G4-3			0-0 F8			2-3 K	4 0 0 0 0 2 0	<p>San Diego Padres @ Atlanta Braves Atlanta-Fulton County Stadium, Atlanta, GA</p> <p>Fri Apr 19 1996, 7:05 PM EDT Att. 27,375 - Cloudy - 65 F</p> <p>livebaseballscorecards.com</p> <table border="1"> <tr><td>AB</td><td>30</td></tr> <tr><td>R</td><td>1</td></tr> <tr><td>H</td><td>3</td></tr> <tr><td>RBI</td><td>1</td></tr> <tr><td>BB</td><td>2</td></tr> <tr><td>SO</td><td>6</td></tr> <tr><td>LOB</td><td>8</td></tr> </table> 	AB	30	R	1	H	3	RBI	1	BB	2	SO	6	LOB	8
AB	30																								
R	1																								
H	3																								
RBI	1																								
BB	2																								
SO	6																								
LOB	8																								
Jody Reed, R (1, 4) OBP: 0.394, SLG: 0.387	1-3 K		1-1 G4-3			1-0 F7			0-0 BB 1B	4 0 1 0 0 1 0															
Ken Caminiti, S (1, 5) OBP: 0.348, SLG: 0.500	0-1 FC5-4 1B					0-1 G5-3			4-2 BB 1-2 BB	3 0 1 0 1 0 0															
Wally Joyner, L (1, 3) OBP: 0.551, SLG: 0.679	2-1 FC5-4 1-2f					4-2 BB			2-1 F7	3 0 0 0 1 0 3															
Marc Newfield, R (1, 7) OBP: 0.516, SLG: 0.889						2-1 F8			3-2 F8	4 1 1 0 0 0 3															
Archi Cianfrocco, R (1, 9) OBP: 0.278, SLG: 0.389						1-1 P8				3 0 0 0 0 1 2															
Brad Ausmus, R (1, 2) OBP: 0.263, SLG: 0.302										3 0 0 1 0 0 0															
Andujar Cedeno, R (1, 6) OBP: 0.250, SLG: 0.245										3 0 0 0 0 0 0															
Joey Hamilton, R (1, 1) OBP: 0.111, SLG: 0.111										2 0 0 0 0 1 0															
Scott Sanders, R (6, 1)										0 0 0 0 0 0 0															
Scott Livingstone, L (8, PH) OBP: 0.167, SLG: 0.250										1 0 0 0 0 1 0															
Willie Blair, R (8, 1)										0 0 0 0 0 0 0															
Inning Stats	R: 0 E: 0 K: 2 S: 10	H: 1 LOB: 1 BB: 0 P: 13	R: 1 E: 0 K: 0 S: 11	H: 1 LOB: 0 BB: 0 P: 16	R: 0 E: 0 K: 0 S: 7	H: 0 LOB: 0 BB: 0 P: 11	R: 0 E: 0 K: 0 S: 9	H: 0 LOB: 1 BB: 1 P: 17	R: 0 E: 0 K: 1 S: 8	H: 0 LOB: 0 BB: 0 P: 11	R: 0 E: 0 K: 1 S: 4	H: 0 LOB: 0 BB: 0 P: 5	R: 0 E: 0 K: 1 S: 6	H: 0 LOB: 0 BB: 0 P: 8	R: 0 E: 0 K: 1 S: 6	H: 0 LOB: 0 BB: 0 P: 10	R: 0 E: 0 K: 1 S: 13	H: 1 LOB: 2 BB: 1 P: 24	1B: 2 2B: 1 3B: 0 HR: 0	SF: 0 SAC: 0 DP: 0 HBP: 0	WP: 0 PB: 0 SB: 0 CS: 0	PA: 32			
PITCHER 29 John Smoltz, R (1, 1) ERA: 2.35	IP: 9.0 WLS: W BF: 32 H: 3 R: 1 ER: 1 SO: 6 BB: 2 IBB: 0 HBP: 0 BLK: 0 WP: 0 HR: 0 S: 74 P: 115 ERA: 1.00 WHIP: 0.556																								

Batter	1	2	3	4	5	6	7	8	9	AB R H RBI BB SO LOB
Marquis Grissom, R (1, 8) OBP: 0.295, SLG: 0.347	2-1 10 BB 2B HBP	0-0 G1-3		0-1 G4-3		1-3 K				3 1 0 0 0 1 0
Tony Graffanino, R (1, 4) OBP: 0.500, SLG: 0.333	1-1 10 BB 2B HBP	1-2 1B		3-3 K		0-3 K				3 1 1 0 0 2 0
10 Chipper Jones, S (1, 5) OBP: 0.351, SLG: 0.471	4-1 2B 1B BB	2-3 K			2-2 L8			2-0 G4-3		3 1 0 0 1 1 1
Fred McGriff, L (1, 3) OBP: 0.342, SLG: 0.403	2-1 1B 2B	2-0 G3			0-1 F9			0-3 K		4 1 1 2 0 1 1
David Justice, L (1, 9) OBP: 0.384, SLG: 0.426	0-1 1B 1B			0-2 L8		3-2 HR 1B		4-1 BB		3 2 2 2 1 0 0
Ryan Klesko, L (1, 7) OBP: 0.477, SLG: 0.836	4-2 G6-3 1B BB			0-0 FC6-4 1B		0-2 HR		0-1 G4-3		3 1 2 2 1 0 1
Jerome Walton, R (9, 7) OBP: 0.429, SLG: 0.667										0 0 0 0 0 0 0
Javy Lopez, R (1, 2) OBP: 0.313, SLG: 0.419	1-2 1B			0-2 FC6-4 1B		0-0 1B		0-1 P5		4 0 2 1 0 0 1
Rafael Belliard, R (1, 6) OBP: 0.095, SLG: 0.095	3-2 G6-3 1B			0-1 F7		1-1 L8		0-0 G6-3		4 0 0 0 0 0 4
29 John Smoltz, R (1, 1)	0-3 K					1-1 G6-3		2-2 F9		4 0 0 0 0 1 1

Inning Stats		R: 5	H: 3	E: 0	K: 1	S: 19	R: 0	H: 1	E: 0	K: 1	S: 9	R: 0	H: 1	E: 0	K: 0	S: 10	R: 0	H: 0	E: 0	K: 1	S: 7	R: 2	H: 3	E: 0	K: 0	S: 15	R: 0	H: 0	E: 0	K: 2	S: 9	R: 0	H: 0	E: 0	K: 1	S: 7	R: 0	H: 0	E: 0	K: 0	S: 6	1B: 6	2B: 1	3B: 0	HR: 1	SF: 0	SAC: 0	DP: 1	HBP: 2	WP: 0	PB: 0	SB: 0	CS: 0	PA: 36
JOEY HAMILTON, R (1, 1) ERA: 5.32	IP	WLS	BF	H	R	ER	SO	BB	IBB	HBP	BLK	WP	HR	S	P	ERA	WHIP																																					
SCOTT SANDERS, R (6, 1) ERA: 5.79	2.0	7	0	0	0	3	1	0	0	0	0	0	0	16	25	0.00	0.500																																					
WILLIE BLAIR, R (8, 1) ERA: 4.3	1.0	3	0	0	0	0	0	0	0	0	0	0	0	6	9	0.00	0.000																																					

BOTTOM

San Diego Padres @ Atlanta Braves
Atlanta-Fulton County Stadium, Atlanta, GA

Fri Apr 19 1996, 7:05 PM EDT
Att. 27,375 - Cloudy - 65 F

livebaseballscorecards.com

AB	31
R	7
H	8
RBI	7
BB	3
SO	6
LOB	9



Batter	1	2	3	4	5	6	7	8	9	AB R H RBI BB SO LOB	TOP																
Steve Finley, L (1, 8) OBP: 0.296, SLG: 0.264	1-1 F8		2-2 E6 G4-3 2B	0-2 1B		0-2 G4-3		2-0 L9		5 1 1 2 0 0 0																	
Jody Reed, R (1, 4) OBP: 0.382, SLG: 0.388	2-1 F9		0-0 G4-3	3-1 G6-3		1-1 2B		1-0 L8		5 0 1 0 0 0 2																	
Ken Caminiti, S (1, 5) OBP: 0.365, SLG: 0.514	3-2 2B		4-2 2B BB			1-3 K		1-1 CS 1B		4 1 2 0 1 1 1																	
Wally Joyner, L (1, 3) OBP: 0.568, SLG: 0.717	4-0 BB		2-2 2B			1-2 1B SF8		1-1 F8		4 1 3 2 1 0 0																	
Marc Newfield, R (1, 7) OBP: 0.472, SLG: 0.781	2-1 G4-3		2-2 L5			2-2 1B SF8		1-1 L7		5 0 1 0 0 0 4																	
Craig Shipley, R (1, 9) OBP: 0.519, SLG: 0.800						2-2 1B SF8		0-1 1B		3 1 3 1 0 0 0																	
Luis Lopez, S (1, 6)			1-1 G5-4-3			1-3 K		3-3 K		3 0 0 0 1 2 3																	
Brad Ausmus, R (1, 2) OBP: 0.262, SLG: 0.298			1-2 K			0-0 1B SH1-4		2-1 FC6-4		4 1 1 0 0 1 2																	
Bob Tewksbury, R (1, 1)						1-1 SH1-4		3-2 G5		2 0 0 0 0 2 0																	
Willie Blair, R (7, 1)								1-0 F8		0 0 0 0 0 0 0																	
Archi Cianfrocco, R (8, PH) OBP: 0.263, SLG: 0.368										1 0 0 0 0 0 0																	
Doug Bochtler, R (8, 1)										0 0 0 0 0 0 0																	
Inning Stats	R: 0 E: 0 K: 0 S: 9	H: 1 LOB: 2 BB: 1 P: 21	R: 0 E: 0 K: 1 S: 10	H: 1 LOB: 0 BB: 0 P: 14	R: 2 E: 1 K: 1 S: 18	H: 1 LOB: 1 BB: 1 P: 30	R: 2 E: 0 K: 1 S: 12	H: 3 LOB: 1 BB: 0 P: 17	R: 1 E: 0 K: 0 S: 19	H: 2 LOB: 2 BB: 1 P: 30	R: 0 E: 0 K: 2 S: 11	H: 1 LOB: 1 BB: 0 P: 15	R: 0 E: 0 K: 1 S: 9	H: 1 LOB: 1 BB: 0 P: 14	R: 0 E: 0 K: 0 S: 6	H: 0 LOB: 0 BB: 0 P: 12	R: 0 E: 0 K: 0 S: 5	H: 2 LOB: 1 BB: 0 P: 9	1B: 8 2B: 4 3B: 0 HR: 0	SF: 1 SAC: 1 DP: 1 HBP: 0	WP: 0 PB: 0 SB: 1 CS: 1	PA: 41					
PITCHER	IP WLS BF H R ER SO BB IBB HBP BLK WP HR S P ERA WHIP																										
Jason Schmidt, R (1, 1) ERA: 4.15	4.2		25	8	5	3	3	3	0	0	0	0	0	66	108	5.79	2.357										
Brad Clontz, R (5, 1) ERA: 1.93	0.1		1	0	0	0	0	0	0	0	0	0	0	2	4	0.00	0.000										
Terrell Wade, L (6, 1) ERA:	2.0		8	2	0	0	3	0	0	0	0	0	0	20	29	0.00	1.000										
Greg McMichael, R (8, 1) ERA: 2.79	1.0	W	3	0	0	0	0	0	0	0	0	0	0	6	12	0.00	0.000										
Mark Wohlers, R (9, 1) ERA: 2.89	1.0	S	4	2	0	0	0	0	0	0	0	0	0	5	9	0.00	2.000										

San Diego Padres @ Atlanta Braves
Atlanta-Fulton County Stadium, Atlanta, GA

Sat Apr 20 1996, 7:05 PM EDT
Att. 31,893 - Unknown - 58 F

livebaseballscorecards.com

AB	36
R	5
H	12
RBI	5
BB	3
SO	6
LOB	12



Batter	1	2	3	4	5	6	7	8	9	AB	R	H	RBI	BB	SO	LOB
Marquis Grissom, R OBP: 0.293, SLG: 0.368 (1, 8)	1-1 10 SF8 3B		2-0 L1			2-2 G6-3	1-0 P9			4	1	1	0	0	0	2
Ed Giovanola, L OBP: 0.333, SLG: 0.375 (1, 4) (9, 6)	0-0 G3		1-1 P3			1-0 P5	1-0 G3			4	0	0	1	0	0	2
10 Chipper Jones, S OBP: 0.344, SLG: 0.463 (1, 5)	1-1 SF8		1-0 G4-3			2-2 F8	3-1 1B			3	0	1	2	0	0	0
Fred McGriff, L OBP: 0.350, SLG: 0.400 (1, 3)	4-2 FC6-3 BB			2-3 K		0-0 2B 1B	3-2 G3-1			3	1	1	0	1	1	1
David Justice, L OBP: 0.390, SLG: 0.422 (1, 9)	1-1 FC6-3			0-2 E 1B 1B		4-0 2B BB	3-1 F7			3	0	1	0	1	0	1
Ryan Klesko, L OBP: 0.507, SLG: 0.898 (1, 7)		0-1 E G6-3 1B		3-0 E6 1B		0-0 2B	2-1 SF9 3B			4	2	4	1	0	0	0
Javy Lopez, R OBP: 0.310, SLG: 0.400 (1, 2)		0-1 E5 G6-3		0-0 E6		1-1 G3	4-1 BB			3	0	0	0	1	0	4
Rafael Belliard, R OBP: 0.125, SLG: 0.167 Dwight Smith, L OBP: 0.250, SLG: 0.154 Mark Wohlers, R (8, PH) (9, 1)		2-1 G6-3		0-2 G6-3			0-0 SF9	3-2 SF9		3	1	1	0	0	0	3
Jason Schmidt, R Brad Clontz, R Tyler Houston, L Terrell Wade, L Jerome Walton, R Greg McMichael, R Tony Graffanino, R (1, 1) (5, 1) (5, PH) (6, 1) (7, PH) (8, 1) (8, PH) (9, 4)		0-0 G5-3				0-1 G4-3	1-0 E G3 1B	0-2 F8		1	0	0	0	0	0	0
										1	0	0	0	0	0	0
										0	0	0	0	0	0	0
										0	0	0	0	0	0	0
										0	0	0	0	0	0	0
										1	1	1	0	0	0	0
										0	0	0	0	0	0	0
										0	0	0	0	0	0	0
										1	0	0	0	0	0	1
										1B: 6	SF: 2	WP: 0	PA: 36	PB: 0	SAC: 0	PB: 0
										2B: 2	DP: 1	SB: 0	CS: 0	3B: 2	HR: 0	CS: 0
										HR: 0	HBP: 0					

BOTTOM

San Diego Padres @ Atlanta Braves
Atlanta-Fulton County Stadium, Atlanta, GA

Sat Apr 20 1996, 7:05 PM EDT
Att: 31,893 - Unknown - 58 F

livebaseballscorecards.com

AB	31
R	6
H	10
RBI	5
BB	3
SO	1
LOB	14



Inning Stats																
R	H	E	K	S	R	H	E	K	S	R	H	E	K	S	R	H
1	1	0	9	16	0	0	0	7	14	2	3	1	0	18	1	1
2	1	1	7	9	0	0	0	14	19	0	0	0	0	9	0	0
3	0	0	14	19	0	0	0	9	9	0	0	0	0	9	0	0
4	2	2	14	19	0	0	0	9	9	0	0	0	0	9	0	0
5	0	0	14	19	0	0	0	9	9	0	0	0	0	9	0	0
6	2	1	7	14	0	0	0	18	24	0	0	0	0	18	0	0
7	3	1	0	18	0	0	0	18	24	0	0	0	0	18	0	0
8	1	1	12	24	0	0	0	24	24	0	0	0	0	24	0	0
9	0	0	0	0	0	0	0	0	0	0	0	0	0	0	0	0

Pitcher Stats																
IP	WLS	BF	H	R	ER	SO	BB	IBB	HBP	BLK	WP	HR	S	P	ERA	WHIP
6.0		27	8	5	4	1	2	0	0	0	0	0	49	78	6.00	1.667
1.0		4	1	0	0	0	0	0	0	0	0	0	7	15	0.00	1.000
1.0	L	5	1	1	1	0	1	0	0	0	0	0	12	24	9.00	2.000

Batter	1	2	3	4	5	6	7	8	9	10	11	12	13	14	15	AB	R	H	RBI	BB	SO	LOB	TOP	
Steve Finley, L OBP: 0.303, SLG: 0.291	G4-3		G1-3		G1-3			G4-3	S		G6-3		G6-3		SF9	7	0	3	2	0	0	0		
Jody Reed, R OBP: 0.381, SLG: 0.378	1B		1B				L6	WP 1B	P3		G6-3			K	P4	7	0	2	0	1	1	4		
Marc Newfield, R OBP: 0.465, SLG: 0.718	1B		E5				K	WP 1B			G6-3					7	0	3	0	0	1	2		
Ken Caminiti, S OBP: 0.358, SLG: 0.487	K		G1-4-3				1B	1B	L9					G3	F8	6	0	1	0	0	1	7		
Wally Joyner, L OBP: 0.556, SLG: 0.697	K				P4		1B	1B							F8	6	0	2	0	1	2	3		
Craig Shyles, R OBP: 0.469, SLG: 0.690			F9				G6-3																	
Rickey Henderson, R OBP: 0.421, SLG: 0.300					G6-3			F9																
Andujar Cedeno, R OBP: 0.232, SLG: 0.226			G4-3				G4-3																	
Luis Lopez, S (10, 6)																								
Brian Johnson, R OBP: 0.333, SLG: 0.600			G1-3																					
Brad Ausmus, R OBP: 0.262, SLG: 0.311					G5-3																			
Fernando Valenzuela, L			F9																					
Alechi Clark, R																								
Bryce Florio, R																								
Scott Longenecker, L																								
Theo Hoffman, R																								
Tim Worrell, R																								
Sean Spivey, L																								
Scott Sanders, R																								
Doug Buchter, R																								
Inning Stats	R: 0 E: 0 K: 2 S: 18	H: 2 LOB: 2 BB: 0 P: 24	R: 0 E: 0 K: 0 S: 8	H: 0 LOB: 0 BB: 0 P: 10	R: 0 E: 0 K: 0 S: 10	H: 2 LOB: 2 BB: 0 P: 16	R: 0 E: 0 K: 0 S: 6	H: 0 LOB: 0 BB: 0 P: 9	R: 0 E: 0 K: 1 S: 14	H: 1 LOB: 1 BB: 0 P: 23	R: 0 E: 0 K: 0 S: 10	H: 1 LOB: 3 BB: 2 P: 20	R: 0 E: 0 K: 2 S: 10	H: 0 LOB: 1 BB: 1 P: 15	R: 0 E: 0 K: 1 S: 9	H: 0 LOB: 1 BB: 0 P: 11	R: 0 E: 0 K: 1 S: 7	H: 1 LOB: 1 BB: 0 P: 13	R: 1 E: 2 K: 0 S: 13	H: 1 LOB: 2 BB: 0 P: 25	1B: 11 2B: 4 3B: 0 HR: 0	SF: 1 SAC: 0 DP: 1 HBP: 1	WP: 1 PB: 0 SB: 1 CS: 2	PA: 65
PITCHER	IP WLS BF H R ER SO	IP WLS BF H R ER SO	IP WLS BF H R ER SO	IP WLS BF H R ER SO	IP WLS BF H R ER SO	IP WLS BF H R ER SO	IP WLS BF H R ER SO	IP WLS BF H R ER SO	IP WLS BF H R ER SO	IP WLS BF H R ER SO	IP WLS BF H R ER SO	IP WLS BF H R ER SO	IP WLS BF H R ER SO	IP WLS BF H R ER SO	IP WLS BF H R ER SO	IP WLS BF H R ER SO	IP WLS BF H R ER SO	IP WLS BF H R ER SO	IP WLS BF H R ER SO	IP WLS BF H R ER SO	IP WLS BF H R ER SO	IP WLS BF H R ER SO	IP WLS BF H R ER SO	
Steve Avery, L ERA: 3.12	(1, 1)	8.0																						
Brad Clontz, R ERA: 2.79	(9, 1)	0.1	2	1	1	0	0	0	0	3	6	27.00	3.000											
Terrell Wade, L ERA:	(9, 1)	0.2	3	1	0	0	0	0	0	7	14	0.00	1.500											
Greg McMichael, R ERA: 2.31	(10, 1)	2.0	10	2	0	0	0	0	1	1	0	0	0	14	28	0.00	1.000							
Mark Wohlers, R ERA: 2.61	(12, 1)	1.0	4	0	0	0	2	1	0	0	0	0	9	15	0.00	1.000								
PITCHER	IP WLS BF H R ER SO	IP WLS BF H R ER SO	IP WLS BF H R ER SO	IP WLS BF H R ER SO	IP WLS BF H R ER SO	IP WLS BF H R ER SO	IP WLS BF H R ER SO	IP WLS BF H R ER SO	IP WLS BF H R ER SO	IP WLS BF H R ER SO	IP WLS BF H R ER SO	IP WLS BF H R ER SO	IP WLS BF H R ER SO	IP WLS BF H R ER SO	IP WLS BF H R ER SO	IP WLS BF H R ER SO	IP WLS BF H R ER SO	IP WLS BF H R ER SO	IP WLS BF H R ER SO	IP WLS BF H R ER SO	IP WLS BF H R ER SO	IP WLS BF H R ER SO	IP WLS BF H R ER SO	
Mike Bielecki, R ERA: 1.13	(13, 1)	1.0	3	0	0	0	1	0	0	0	0	0	0	9	11	0.00	0.000							
Tom Thobe, L ERA:	(14, 1)	2.0	L	10	2	1	0	1	0	0	0	0	0	20	38	0.00	1.000							

San Diego Padres @ Atlanta Braves
Atlanta-Fulton County Stadium, Atlanta, GA
Sun Apr 21 1996, 3:33 AM EDT
Att: 28,829 - Cloudy - 78 F

livebaseballscorecards.com

AB 59
R 2
H 14
RBI 2
BB 4
SO 9
LOB 36



Batter	1	2	3	4	5	6	7	8	9	10	11	12	13	14	15	AB	R	H	RBI	BB	SO	LOB	BOTTOM					
Marquis Grissom, R OBP: 0.281, SLG: 0.361	G6-3		G4-3			G6-3			K	K			2B		G5-3	7	0	1	0	0	2	1	San Diego Padres @ Atlanta Braves Atlanta-Fulton County Stadium, Atlanta, GA Sun Apr 21 1996, 3:33 AM EDT Att: 28,829 - Cloudy - 78 F					
Mark Lemke, S OBP: 0.357, SLG: 0.426	K			1B		F9			G4-3		K		P7		IBB	7	0	2	0	0	2	1						
10 Chipper Jones, S OBP: 0.338, SLG: 0.424	G6-3			L7			F8			2B	BB		F7		K	5	1	0	0	2	1	2						
Fred McGriff, L OBP: 0.368, SLG: 0.427		F9	2B		K			G1-3						F8			5	0	2	1	2	1		3				
David Justice, L OBP: 0.395, SLG: 0.433																												
Greg McMichael, R OBP: 0.333, SLG: 0.400	K				G1-3																							
Tyler Houston, L OBP: 0.333, SLG: 0.400																												
Mark Wohlers, R OBP: 0.333, SLG: 0.400																												
Mike Bielecki, R OBP: 0.333, SLG: 0.400																												
Tony Graffanino, R OBP: 0.333, SLG: 0.200																												
Tom Thobe, L OBP: 0.333, SLG: 0.200																												
Eddie Pérez, R OBP: 0.333, SLG: 0.750																												
Javy Lopez, R OBP: 0.293, SLG: 0.377	F9																											
Ryan Klesko, L OBP: 0.480, SLG: 0.828																												
Rafael Belliard, R OBP: 0.115, SLG: 0.154																												
Ed Giovanola, L OBP: 0.308, SLG: 0.273																												
Steve Avery, L OBP: 0.100, SLG: 0.100																												
Dwight Smith, L OBP: 0.235, SLG: 0.143																												
Brad Clontz, R																												
Terrell Wade, L																												
Jerome Walton, R OBP: 0.389, SLG: 0.563																												
Inning Stats	R: 0 E: 0 K: 1 S: 9	H: 0 LOB: 0 BB: 0 P: 15	R: 0 E: 0 K: 2 S: 14	H: 1 LOB: 1 BB: 0 P: 19	R: 0 E: 0 K: 1 S: 12	H: 1 LOB: 1 BB: 0 P: 23	R: 0 E: 0 K: 2 S: 11	H: 0 LOB: 0 BB: 0 P: 17	R: 0 E: 0 K: 1 S: 9	H: 1 LOB: 1 BB: 0 P: 12	R: 0 E: 0 K: 1 S: 8	H: 0 LOB: 0 BB: 0 P: 12	R: 0 E: 0 K: 3 S: 12	H: 0 LOB: 1 BB: 1 P: 19	R: 0 E: 0 K: 2 S: 9	H: 0 LOB: 1 BB: 1 P: 18	R: 0 E: 0 K: 0 S: 9	H: 0 LOB: 1 BB: 1 P: 16	R: 0 E: 0 K: 1 S: 10	H: 1 LOB: 2 BB: 1 P: 17	R: 0 E: 1 K: 0 S: 6	H: 0 LOB: 1 BB: 0 P: 13	R: 0 E: 0 K: 1 S: 8	H: 1 LOB: 2 BB: 1 P: 16	1B: 2 2B: 4 3B: 0 HR: 0	SF: 0 SAC: 0 DP: 0 HBP: 0	WP: 0 PB: 0 SB: 0 CS: 0	PA: 59
PITCHER	IP	WLS	BF	H	R	ER	SO	BB	IBB	HBP	BLK	WP	HR	S	P	ERA	WHIP											
Fernando Valenzuela, L ERA: 2.04	(1, 1)		20	2	0	0	7	0	0	0	0	0	0	17	24	0.00	0.500											
Bryce Florie, R ERA: 2.08	(7, 1)		7	1	0	0	2	0	0	0	0	0	0	17	24	0.00	0.500											
Trevor Hoffman, R ERA: 1.69	(9, 1)		14	1	1	1	6	3	1	0	0	0	0	35	66	3.00	1.333											
Tim Worrell, R ERA: 0.53	(12, 1)	W	13	1	0	0	1	2	0	0	0	0	0	25	46	0.00	1.000											
Scott Sanders, R ERA: 5.59	(15, 1)		2	1	0	0	0	0	0	0	0	0	0	3	5	0.00	3.000											
PITCHER	IP	WLS	BF	H	R	ER	SO	BB	IBB	HBP	BLK	WP	HR	S	P	ERA	WHIP											
Doug Bochler, R ERA: 1.0	(15, 1)		0.2	0	0	0	1	0	0	0	0	0	0	5	11	0.00	0.000											

AB	52
R	1
H	6
RBI	1
BB	7
SO	17
LOB	23



Batter	1	2	3	4	5	6	7	8	9	AB R H RBI BB SO LOB	TOP
Rickey Henderson, R OBP: 0.403, SLG: 0.273 (1, 7) C B X	2-1 P4		2-1 FC6-4 1-2f		3-2 G5-3		4-0 BB		3-2 G6-3	4 0 0 0 1 0 1	
Steve Finley, L OBP: 0.290, SLG: 0.277 (1, 8) C X	0-2 G6-3		3-1 L9			3-3 K			3-3 K	4 0 0 0 0 2 3	
Marc Newfield, R OBP: 0.447, SLG: 0.674 (1, 9) B B X	2-0 G5-3			1-0 F8		0-0 1B 1B			1-0 G4-3	4 1 1 0 0 0 0	
Ken Caminiti, S OBP: 0.365, SLG: 0.488 (1, 5) C X		0-1 G1-3		2-2 G4-3		0-0 1B 1B			0-0 E8 WP 1B	4 1 2 0 0 0 0	
Scott Livingstone, L OBP: 0.235, SLG: 0.471 (1, 3) B X		1-0 HR		2-0 G4-3		0-0 F7			2-0 G3-1 1B	4 1 2 2 0 0 2	
Jody Reed, R OBP: 0.375, SLG: 0.372 (1, 4) C B B B X		3-2 G5-3			2-2 G3		1-0 S 1B		0-0 G3-1	4 0 1 1 0 0 1	
Brad Ausmus, R OBP: 0.261, SLG: 0.323 (1, 2) B X		2-1 G5-3			2-1 3B 2B		2-2 G6-3		3-2 G6-3	4 1 1 0 0 0 3	
Andujar Cedeno, R OBP: 0.267, SLG: 0.298 (1, 6) C B X			1-1 FC6-4 1B		1-2 SF9 3B		0-0 CS SH2-3 1B		2-0 P2	4 1 3 1 0 0 0	
Andy Ashby, R OBP: 0.333, SLG: 0.545 (1, 1) L L L			0-3 K		1-0 SF9		0-0 SH2-3		1-3 K	2 0 0 1 0 2 1	
Inning Stats	R: 0 E: 0 K: 0 S: 6 H: 0 LOB: 0 BB: 0 P: 10	R: 1 E: 0 K: 0 S: 8 H: 1 LOB: 0 BB: 0 P: 14	R: 0 E: 0 K: 1 S: 9 H: 1 LOB: 1 BB: 0 P: 15	R: 0 E: 0 K: 0 S: 7 H: 0 LOB: 0 BB: 0 P: 12	R: 2 E: 0 K: 0 S: 13 H: 2 LOB: 0 BB: 0 P: 22	R: 1 E: 0 K: 1 S: 10 H: 3 LOB: 2 BB: 0 P: 16	R: 0 E: 0 K: 1 S: 5 H: 1 LOB: 2 BB: 1 P: 12	R: 1 E: 1 K: 0 S: 7 H: 2 LOB: 1 BB: 0 P: 13	R: 0 E: 0 K: 1 S: 9 H: 0 LOB: 0 BB: 0 P: 15	1B: 7 2B: 2 3B: 1 HR: 1 SF: 1 SAC: 1 DP: 1 HBP: 0	WP: 1 PA: 37 PB: 0 SB: 1 CS: 1
PITCHER John Burkett, R ERA: 3.82 (1, 1)	IP: 7.0 WLS: L BF: 29 H: 8 R: 4 ER: 4 SO: 3 BB: 1 IBB: 0 HBP: 0 BLK: 0 WP: 0 HR: 1 S: 58 P: 101 ERA: 5.14 WHIP: 1.286	PITCHER David Weathers, R ERA: 3.38 (8, 1)	IP: 2.0 WLS: L BF: 8 H: 2 R: 1 ER: 0 SO: 1 BB: 0 IBB: 0 HBP: 0 BLK: 0 WP: 1 HR: 0 S: 16 P: 28 ERA: 0.00 WHIP: 1.000								

San Diego Padres @ Florida Marlins
Joe Robbie Stadium, Miami, FL

Mon Apr 22 1996, 7:05 PM EDT
Att. 17,473 - Unknown - 79 F

livebaseballscorecards.com

AB	34
R	5
H	10
RBI	5
BB	1
SO	4
LOB	11



Batter	1	2	3	4	5	6	7	8	9	AB	R	H	RBI	BB	SO	LOB
Quilvio Veras, S (1, 4) <small>OBP: 0.362, SLG: 0.339</small>	4-0 		1-1 		1-3 			2-1 		3	0	1	0	1	1	0
Joe Orsulak, L (1, 8) <small>OBP: 0.111, SLG: 0.259</small>	2-2 		1-1 		3-1 			2-1 		4	1	0	0	0	0	2
Gary Sheffield, R (1, 9) <small>OBP: 0.440, SLG: 0.742</small>	1-1 		1-0 			0-0 		1-2 		4	1	2	1	0	0	1
Jeff Conine, R (1, 7) <small>OBP: 0.308, SLG: 0.329</small>	2-2 		1-2 			1-1 		2-2 		4	0	2	1	0	0	1
Terry Pendleton, S (1, 5) <small>OBP: 0.238, SLG: 0.250</small>		1-0 	0-1 			0-1 			0-0 	4	0	1	0	0	0	3
Greg Colbrunn, R (1, 3) <small>OBP: 0.284, SLG: 0.393</small>		2-3 		2-2 		0-0 		0-2 		4	0	0	0	0	1	2
Charles Johnson, R (1, 2) <small>OBP: 0.257, SLG: 0.314</small>		1-3 		0-0 			1-1 		0-0 	4	0	0	0	0	1	1
Kurt Abbott, R (1, 6) <small>OBP: 0.339, SLG: 0.500</small>			0-1 	0-1 			0-0 			3	1	1	1	0	0	0
John Burkett, R (1, 1) <small>OBP: 0.154, SLG: 0.231</small> Devon White, S (7, PH) <small>OBP: 0.300, SLG: 0.341</small> David Weathers, R (8, 1)			1-0 		3-2 		0-1 			2	0	0	0	0	0	0

Inning Stats	R: 0	H: 0	E: 0	K: 0	S: 8	R: 0	H: 0	E: 0	K: 2	S: 7	R: 2	H: 4	E: 0	K: 0	S: 13	R: 0	H: 0	E: 1	K: 0	S: 7	R: 0	H: 0	E: 0	K: 1	S: 10	R: 0	H: 1	E: 0	K: 0	S: 6	R: 0	H: 0	E: 0	K: 0	S: 5	R: 1	H: 1	E: 0	K: 0	S: 13	R: 0	H: 1	E: 0	K: 0	S: 6	1B: 5	2B: 0	3B: 0	HR: 2	SF: 0	SAC: 0	DP: 2	HBP: 0	WP: 0	PB: 0	SB: 1	CS: 0	PA: 34
PITCHER Andy Ashby, R (1, 1) <small>ERA: 3.53</small>	IP	WLS	BF	H	R	ER	SO	BB	IBB	HBP	BLK	WP	HR	S	P	ERA	WHIP																																									

BOTTOM

San Diego Padres @ Florida Marlins
 Joe Robbie Stadium, Miami, FL

Mon Apr 22 1996, 7:05 PM EDT
 Att: 17,473 - Unknown - 79 F

livebaseballscorecards.com

AB	33
R	3
H	7
RBI	3
BB	1
SO	3
LOB	10

San Diego Padres @ Florida Marlins
Joe Robbie Stadium, Miami, FL

Tue Apr 23 1996, 3:33 AM EDT
Att. 19,667 - Sunny - 83 F

livebaseballscorecards.com

AB	35
R	7
H	11
RBI	7
BB	5
SO	8
LOB	18



WP:	0	PA:	42
PB:	0		
SB:	1		
CS:	2		

Batter	1	2	3	4	5	6	7	8	9	AB	R	H	RBI	BB	SO	LOB
Rickey Henderson, R (1, 7) OBP: 0.418, SLG: 0.292	G1-3		CS 1B	S BB		G1-3		2-H 1B		4	0	2	1	1	0	0
Steve Finley, L (1, 8) OBP: 0.296, SLG: 0.276	F8		HBP 1B BB	P5			FC5-4 1B	L3		4	1	1	0	1	0	2
Marc Newfield, R (1, 9) OBP: 0.404, SLG: 0.604	L6		K	F9			K		F7	5	0	0	0	0	2	3
Ken Caminiti, S (1, 5)		2B BB	HBP 1B BB	K			FC5-4 1B		2-2 1B	3	2	1	0	2	1	2
Archi Cianfrocco, R (1, 3) OBP: 0.320, SLG: 0.417		1B FC5 2B	1B 2B HBP		K		FC6 1B		2-3 K	4	2	2	1	0	2	1
Jody Reed, R (1, 4) OBP: 0.376, SLG: 0.373		G6-3 FC5 1B	1-2 2-H 3-H 2B 1B		G5-3		FC6		F9	5	1	2	2	0	0	3
Brian Johnson, R (1, 2) OBP: 0.316, SLG: 0.579		FC5 G6-3	1-2 1-H 2-H 2B		K			G4-3		4	0	1	3	0	1	1
Andujar Cedeno, R (1, 6) OBP: 0.297, SLG: 0.317		G6-3	1-2f 2-3 1B			CS BB		SH1-4 1B		3	1	2	0	1	0	2
Sean Bergman, R (1, 1) OBP: 0.077, SLG: 0.077										3	0	0	0	0	2	4
Andy Ashby, R (8, PH) OBP: 0.333, SLG: 0.545										0	0	0	0	0	0	0
Bryce Florie, R (8, 1)										0	0	0	0	0	0	0
Inning Stats	R: 0 E: 0 K: 0 S: 8 H: 0 LOB: 0 BB: 0 P: 9	R: 2 E: 0 K: 1 S: 24 H: 2 LOB: 1 BB: 1 P: 32	R: 4 E: 0 K: 1 S: 21 H: 4 LOB: 2 BB: 2 P: 37	R: 0 E: 0 K: 1 S: 7 H: 0 LOB: 1 BB: 1 P: 18	R: 0 E: 0 K: 2 S: 7 H: 0 LOB: 0 BB: 0 P: 12	R: 0 E: 0 K: 1 S: 7 H: 0 LOB: 0 BB: 1 P: 11	R: 0 E: 0 K: 1 S: 13 H: 2 LOB: 2 BB: 0 P: 13	R: 1 E: 0 K: 1 S: 10 H: 2 LOB: 1 BB: 0 P: 13	R: 0 E: 0 K: 1 S: 9 H: 1 LOB: 1 BB: 0 P: 14	1B: 9 2B: 3 3B: 0 HR: 0 SF: 0 SAC: 1 DP: 2 HBP: 1	WP: 0 PA: 42 PB: 0 SB: 1 CS: 2					

Batter	1	2	3	4	5	6	7	8	9								
PITCHER	IP	WLS	BF	H	R	ER	SO	BB	IBB	HBP	BLK	WP	HR	S	P	ERA	WHIP
Chris Hammond, L (1, 1) ERA: 6.45	2.2	L	16	5	6	6	2	3	0	1	0	0	0	47	69	20.25	3.000
Matt Mantei, R (3, 1) ERA: 4.7	2.1		9	1	0	0	3	1	0	0	0	0	0	20	39	0.00	0.857
Joel Adamson, L (6, 1) ERA: 3.86	3.0		13	4	1	1	2	1	0	0	0	0	0	30	37	3.00	1.667
Yorkis Perez, L (9, 1) ERA: 9.0	1.0		4	1	0	0	1	0	0	0	0	0	0	9	14	0.00	1.000

Batter	1	2	3	4	5	6	7	8	9	AB	R	H	RBI	BB	SO	LOB
Joe Orsulak, L OBP: 0.129, SLG: 0.258 (1, 8)	1-0 G3		3-3 K			0-1 G6-3 BB SF8 1B		1-3 K		4	1	1	0	0	2	0
Kurt Abbott, R OBP: 0.349, SLG: 0.492 (1, 6)	0-0 G6-3 1B			1-0 G1-3		4-2 SF8 G6-3 1-2 BB		1-0 F7		3	0	1	0	1	0	0
Gary Sheffield, R OBP: 0.420, SLG: 0.700 (1, 9)	1-2 G6-3 1-2f			1-0 G6-3		1-2 G6-3 1-2 2-3		2-2 G6-3		4	0	0	0	0	0	3
Jeff Conine, R OBP: 0.305, SLG: 0.320 (1, 7)		0-2 G4-3		1-3 K		0-0 SF8 2-3 3-H		4-0 G4-6-3 BB		2	0	0	1	1	1	0
Terry Pendleton, S OBP: 0.238, SLG: 0.250 (1, 5)		2-3 K			0-1 1B FC6 1B	1-1 F9		2-1 G4-6-3 1-2f		4	1	1	0	0	1	2
Greg Colbrunn, R OBP: 0.300, SLG: 0.406 (1, 3)		0-2 FC5-4 1B		1-2 FC6 1-3 1B		1-0 F8				3	0	2	0	0	0	0
Craig Grebeck, R OBP: 0.136, SLG: 0.095 (1, 4)		1-0 FC5-4 1-2f		3-1 FC6 1-2f 3-H		2-2 L7				3	0	0	1	0	0	2
Rob Natal, R (1, 2)			1-1 G5-3		0-0 G5-3		1-0 G5-3			3	0	0	0	0	0	1
Chris Hammond, L Matt Mantei, R Devon White, S Joel Adamson, L Quilvio Veras, S Yorkis Perez, L (1, 1) (3, 1) (5, PH) (6, 1) (8, PH) (9, 1)			0-3 K		3-3 K			1-0 F7		0	0	0	0	0	0	0

Inning Stats	R: 0	H: 1	E: 0	LOB: 0	K: 0	BB: 0	S: 5	P: 7	R: 0	H: 1	E: 0	LOB: 1	K: 1	BB: 0	S: 10	P: 13	R: 0	H: 0	E: 0	LOB: 0	K: 2	BB: 0	S: 9	P: 13	R: 1	H: 2	E: 1	LOB: 1	K: 1	BB: 0	S: 13	P: 20	R: 1	H: 1	E: 0	LOB: 1	K: 0	BB: 1	S: 10	P: 16	R: 0	H: 0	E: 0	LOB: 0	K: 0	BB: 0	S: 8	P: 12	R: 0	H: 0	E: 0	LOB: 0	K: 1	BB: 0	S: 5	P: 8	R: 0	H: 0	E: 0	LOB: 0	K: 0	BB: 1	S: 5	P: 13	1B: 5	SF: 1	2B: 0	SAC: 0	3B: 0	DP: 2	HR: 0	HBP: 0	WP: 0	PA: 32
PITCHER	IP	WLS	BF	H	R	ER	SO	BB	IBB	HBP	BLK	WP	HR	S	P	ERA	WHIP																																																									
Sean Bergman, R ERA: 5.48 (1, 1)	7.0	W	26	5	2	2	5	1	0	0	0	0	0	60	89	2.57	0.857																																																									
Bryce Florie, R ERA: 1.69 (8, 1)	2.0		6	0	0	0	1	1	0	0	0	0	0	10	21	0.00	0.500																																																									


BOTTOM

San Diego Padres @ Florida Marlins
Joe Robbie Stadium, Miami, FL

Tue Apr 23 1996, 3:33 AM EDT
Att. 19,667 - Sunny - 83 F

livebaseballscores.com

AB	29
R	2
H	5
RBI	2
BB	2
SO	6
LOB	9



Batter	1	2	3	4	5	6	7	8	9	AB R H RBI BB SO LOB	TOP											
Brian McRae, S OBP: 0.375, SLG: 0.435 (1, 8)	0-0 G3		0-0 FC6-4			0-0 1B		0-0 G4-3	0-0 G4-3	5 1 1 0 0 0 1												
23 Ryne Sandberg, R OBP: 0.309, SLG: 0.425 (1, 4)	0-3 K		0-0 G4-6-3			0-0 L7		4-0 1B	0-0 F9	1 0 0 0 0 1 0												
Todd Haney, R OBP: 0.462, SLG: 0.455 (2, 4)								BB		3 1 0 0 1 0 2												
Mark Grace, L OBP: 0.439, SLG: 0.506 (1, 3)	0-0 L8			0-0 FC6-4		0-0 WP		0-0 HR		4 1 3 0 0 0 1												
Sammy Sosa, R OBP: 0.298, SLG: 0.511 (1, 9)	0-3 K			0-3 K		0-0 F7		0-0 HR		4 1 1 3 0 2 4												
Luis Gonzalez, L OBP: 0.479, SLG: 0.475 (1, 7)		0-0 G4-3		0-0 FC6-4		0-0 WP		0-0 E		4 0 2 1 0 0 1												
Scott Servais, R OBP: 0.417, SLG: 0.667 (1, 2)		4-0 BB		0-0 F7		0-3 K		0-3 K		3 0 0 0 1 2 4												
Leo Gomez, R OBP: 0.420, SLG: 0.614 (1, 5)		0-3 K			0-3 K		0-0 G6-4-3	0-0 E6		4 0 1 0 0 2 2												
José Hernández, R OBP: 0.326, SLG: 0.225 (1, 6)		0-3 K			0-0 G6-3		0-0 G6-4-3	0-3 K		3 0 0 0 0 1 2												
Scott Bullett, L OBP: 0.333, SLG: 0.200 (8, PH)										1 0 0 0 0 1 2												
Rey Sanchez, R OBP: 0.264, SLG: 0.299 (8, 6)										0 0 0 0 0 0 0												
Kevin Foster, R OBP: 0.364, SLG: 0.125 (1, 1)			4-0 FC6-4		0-3 K		0-3 K		0-3 K	1 0 0 0 1 1 0												
Robin Jennings, L OBP: 0.167, SLG: 0.167 (7, PH)										1 0 0 0 0 1 0												
Terry Adams, R (7, 1)										0 0 0 0 0 0 0												
Ozzie Timmons, R OBP: 0.261, SLG: 0.300 (9, PH)										1 0 0 0 0 1 0												
Inning Stats	R: 0 E: 0 K: 2 S: 8	H: 0 LOB: 1 BB: 0 P: 8	R: 0 E: 0 K: 2 S: 7	H: 0 LOB: 1 BB: 1 P: 11	R: 0 E: 0 K: 0 S: 2	H: 0 LOB: 0 BB: 1 P: 6	R: 0 E: 0 K: 1 S: 6	H: 1 LOB: 1 BB: 0 P: 6	R: 0 E: 0 K: 2 S: 7	H: 0 LOB: 0 BB: 0 P: 7	R: 1 E: 0 K: 1 S: 8	H: 3 LOB: 2 BB: 0 P: 8	R: 0 E: 0 K: 1 S: 5	H: 1 LOB: 0 BB: 0 P: 5	R: 3 E: 1 K: 2 S: 11	H: 3 LOB: 2 BB: 1 P: 15	R: 0 E: 0 K: 1 S: 5	H: 0 LOB: 0 BB: 0 P: 5	1B: 7 2B: 0 3B: 0 HR: 1	SF: 0 SAC: 0 DP: 2 HBP: 0	WP: 2 PB: 0 SB: 1 CS: 0	PA: 38
PITCHER	IP WLS BF H R ER SO BB IBB HBP BLK WP HR S P ERA WHIP																					
Joey Hamilton, R ERA: 4.4 (1, 1)	7.0 W 27 5 1 1 9 2 0 0 0 2 0 43 51 1.29 1.000																					
Willie Blair, R ERA: 5.63 (8, 1)	0.1 5 3 3 3 0 1 0 0 0 0 1 4 8 81.00 12.000																					
Trevor Hoffman, R ERA: 1.46 (8, 1)	1.2 S 6 0 0 0 3 0 0 0 0 0 0 0 12 12 0.00 0.000																					

Chicago Cubs @ San Diego Padres
 Jack Murphy Stadium, San Diego, CA
 Wed Apr 24 1996, 10:05 PM EDT
 Att. 15,608 - Unknown - 66 F

livebaseballscorecards.com

AB	35
R	4
H	8
RBI	4
BB	3
SO	12
LOB	19



Batter	1	2	3	4	5	6	7	8	9
Steve Finley, L OBP: 0.301, SLG: 0.315 (1, 8)	0-0 HR	0-0 G4-3		0-0 1B		0-0 G4-3		0-3 K	
Jody Reed, R OBP: 0.381, SLG: 0.391 (1, 4)	0-0 1B 2B	0-0 1B			0-3 K	0-0 F9			
Ken Caminiti, S OBP: 0.383, SLG: 0.494 (1, 5)	0-3 K	0-0 P6			0-0 BB 2B		0-0 G4-6-3 1B		
Wally Joyner, L OBP: 0.576, SLG: 0.701 (1, 3)	0-0 WP 1B		4-0 F9 G3 BB		4-0 BB IBB		4-0 G4-6-3 BB		
Marc Newfield, R OBP: 0.393, SLG: 0.569 (1, 7)	0-3 K		0-0 G3		4-0 BB BB		0-0 G4-6-3		
Archi Cianfrocco, R OBP: 0.345, SLG: 0.429 (1, 9)	0-0 BB 1B		0-0 F9		0-0 P9		0-0 1B		
Brad Ausmus, R OBP: 0.274, SLG: 0.313 (1, 2)	4-0 1B BB		0-0 G4-3		4-0 FC6-4 BB		0-0 G6-3		
Andujar Cedeno, R OBP: 0.294, SLG: 0.313 (1, 6)	0-0 1-2 2-H 1B			0-0 G5-3		0-0 FC6-4		0-0 G6-3	
Joey Hamilton, R OBP: 0.083, SLG: 0.083 (1, 1)		0-3 K		0-3 K		0-0 G6-3		0-0 F7	
Willie Blair, R (8, 1)									
Trevor Hoffman, R (8, 1)									

Inning Stats	R: 3	H: 5	E: 0	K: 2	S: 11	LOB: 2	BB: 1	P: 15	R: 0	H: 1	E: 0	K: 1	S: 6	LOB: 1	BB: 0	P: 6	R: 0	H: 0	E: 0	K: 0	S: 3	LOB: 1	BB: 1	P: 7	R: 1	H: 1	E: 0	K: 1	S: 6	LOB: 3	BB: 3	P: 18	R: 0	H: 0	E: 0	K: 0	S: 3	LOB: 0	BB: 0	P: 3	R: 1	H: 2	E: 0	K: 0	S: 4	LOB: 1	BB: 1	P: 8	R: 0	H: 0	E: 0	K: 1	S: 5	LOB: 0	BB: 0	P: 5
PITCHER	IP	WLS	BF	H	R	ER	SO	BB	IBB	HBP	BLK	WP	HR	S	P	ERA	WHIP																																							
Kevin Foster, R ERA: 6.67 (1, 1)	6.0	L	29	8	4	4	5	4	1	0	0	1	1	34	54	6.00	2.000																																							
Terry Adams, R ERA: 1.35 (7, 1)	2.0		8	2	1	1	1	1	0	0	0	0	0	9	13	4.50	1.500																																							

BOTTOM

Chicago Cubs @ San Diego Padres
Jack Murphy Stadium, San Diego, CA
 Wed Apr 24 1996, 10:05 PM EDT
 Att: 15,608 - Unknown - 66 F

AB	R	H	RBI	BB	SO	LOB
5	1	2	1	0	1	0
4	1	2	0	0	1	0
4	2	2	0	0	1	2
1	1	1	0	3	0	0
3	0	0	0	1	1	5
4	0	2	3	0	0	4
2	0	0	1	2	0	2
4	0	1	0	0	0	3
3	0	0	0	0	2	0
0	0	0	0	0	0	0
1	0	0	0	0	0	0

AB	31
R	5
H	10
RBI	5
BB	6
SO	6
LOB	16



WP: 1	PA: 37
PB: 0	
SB: 0	
CS: 0	

livebaseballscorecards.com

Batter	1	2	3	4	5	6	7	8	9	AB R H RBI BB SO LOB	TOP											
Brian McRae, S (1, 8) OBP: 0.370, SLG: 0.438	0-0 G6-3		2-3 K		1-3 K			1-0 G4-3 G3 2B		4 1 1 0 0 2 0	Chicago Cubs @ San Diego Padres Jack Murphy Stadium, San Diego, CA Thu Apr 25 1996, 6:33 AM EDT Att. 18,736 - Sunny - 77 F											
Todd Haney, R (1, 4) OBP: 0.353, SLG: 0.333	0-3 K		1-2 G3-1		1-3 K			1-1 G4-3		4 0 0 0 0 2 1												
Mark Grace, L (1, 3) OBP: 0.422, SLG: 0.484	2-2 F7			0-3 K		0-1 P5		2-2 G3		4 0 0 1 0 1 0												
Sammy Sosa, R (1, 9) OBP: 0.306, SLG: 0.505		1-0 S 1B		2-1 S 1B HBP		0-0 G6-3		3-H 0-3 K		3 1 1 0 0 1 0												
Luis Gonzalez, L (1, 7) OBP: 0.494, SLG: 0.484		4-1 SAFE SAFE FC6-4 BB		2-0 SAFE SAFE FC5-4 1B		0-1 1B		0-2 L8		3 0 2 1 1 0 0												
Leo Gomez, R (1, 5) OBP: 0.389, SLG: 0.563		1-3 K		0-0 SAFE SAFE F7		3-3 K		3-3 K		4 0 0 0 0 3 4												
Brian Dorsett, R (1, 2) OBP: 0.118, SLG: 0.067		0-0 F9		0-1 SAFE SAFE FC5-4		0-1 F9		1-3 K		4 0 0 0 0 1 3												
José Hernández, R (1, 6) OBP: 0.306, SLG: 0.209		2-1 FC6-4		2-2 G1-3		1-2 G1-3				3 0 0 0 0 0 2												
Jim Bullinger, R (1, 1) OBP: 0.800, SLG: 1.333 Mike Perez, R (6, 1) Rodney Myers, R (6, 1) Robin Jennings, L (7, PH) Doug Jones, R (7, 1) Turk Wendell, L (8, 1) OBP: 1.000, SLG: 1.000			0-3 K		1-0 HR		0-1 G3-1			2 1 1 1 0 1 0 0 0 0 0 0 0 0 0 0 0 0 0 0 0 1 0												
Inning Stats	R: 0 E: 0 K: 1 S: 10	H: 0 LOB: 0 BB: 0 P: 12	R: 0 E: 0 K: 1 S: 8	H: 1 LOB: 2 BB: 1 P: 16	R: 0 E: 0 K: 2 S: 9	H: 0 LOB: 0 BB: 0 P: 12	R: 1 E: 0 K: 1 S: 8	H: 1 LOB: 1 BB: 0 P: 12	R: 1 E: 0 K: 2 S: 12	H: 1 LOB: 0 BB: 0 P: 17	R: 0 E: 0 K: 1 S: 8	H: 1 LOB: 1 BB: 0 P: 11	R: 0 E: 0 K: 0 S: 7	H: 0 LOB: 0 BB: 0 P: 8	R: 1 E: 0 K: 1 S: 9	H: 1 LOB: 0 BB: 0 P: 13	R: 0 E: 0 K: 2 S: 12	H: 0 LOB: 0 BB: 0 P: 16	1B: 3 2B: 1 3B: 0 HR: 1	SF: 0 SAC: 0 DP: 0 HBP: 1	WP: 0 PB: 0 SB: 2 CS: 0	PA: 34
PITCHER	IP WLS BF H R ER SO BB IBB HBP BLK WP HR S P ERA WHIP												PITCHER	IP WLS BF H R ER SO BB IBB HBP BLK WP HR S P ERA WHIP								
Bob Tewksbury, R (1, 1) ERA: 4.26	7.0 W 27 4 2 2 8 1 0 1 0 0 1 62 88 2.57 0.714																					
Bryce Florie, R (8, 1) ERA: 2.31	1.0 4 1 1 1 1 0 0 0 0 0 0 9 13 9.00 1.000																					
Scott Sanders, R (9, 1) ERA: 5.06	1.0 3 0 0 0 2 0 0 0 0 0 0 12 16 0.00 0.000																					

livebaseballscorecards.com

AB	32
R	3
H	5
RBI	3
BB	1
SO	11
LOB	10



Batter	1	2	3	4	5	6	7	8	9
Steve Finley, L OBP: 0.315, SLG: 0.323 (1, 8)	3-1 1B G4-6-3 1B		0-0 G4-3					0-1 1B G3-1 1B	
Jody Reed, R OBP: 0.382, SLG: 0.391 (1, 4)	0-1 1B G4-6-3 1B		0-0 F9			1-2 1B BB 1B	1-2 G6-3	1-3 K	
Ken Caminiti, S OBP: 0.388, SLG: 0.495 Luis Lopez, S (8, PH) (9, 5)	2-1 1B G4-6-3 1-2f 3-H		3-3 K			1-3 2-H BB E 1B	1-1 1B SF9 1B	2-2 G3-1 1-2	
Wally Joyner, L OBP: 0.589, SLG: 0.700 (1, 3)	1-3 K			4-2 FC5-4 BB		1-2 E BB HBP 1B	1-0 1B	1-0 1B 2-H	
Marc Newfield, R OBP: 0.393, SLG: 0.556 (6, 9)		1-2 FC6-4 1B		2-2 FC5-4 1B 1-2f		4-2 1B E BB BB	3-2 SF9	0-2 G4-3	
Archi Cianfrocco, R OBP: 0.313, SLG: 0.387 Rickey Henderson, R OBP: 0.412, SLG: 0.286 (6, 7)		1-0 FC6-4 G6-3 1-2f		2-3 K		1-1 E6 BB 1B	1-3 K		
Andujar Cedeno, R OBP: 0.306, SLG: 0.324 (1, 6)		1-2 G6-3 1-2		1-1 1B		0-2 BB 1B			
Brian Johnson, R OBP: 0.304, SLG: 0.500 (1, 2)		4-0 IBB		0-0 G6-3		3-3 K			
Bob Tewksbury, R Fernando Valenzuela, L (7, PH) Bryce Florie, R Scott Sanders, R (8, 1) (9, 1)		0-3 K							

Inning Stats	R: 1 E: 0 K: 1 S: 9	H: 2 LOB: 0 BB: 0 P: 15	R: 0 E: 0 K: 1 S: 13	H: 1 LOB: 2 BB: 1 P: 20	R: 0 E: 0 K: 1 S: 5	H: 0 LOB: 0 BB: 0 P: 8	R: 0 E: 0 K: 1 S: 11	H: 1 LOB: 2 BB: 1 P: 20	R: 5 E: 1 K: 1 S: 28	H: 3 LOB: 3 BB: 3 P: 53	R: 1 E: 0 K: 1 S: 16	H: 2 LOB: 1 BB: 0 P: 23	R: 0 E: 0 K: 3 S: 9	H: 0 LOB: 0 BB: 0 P: 12	R: 1 E: 0 K: 1 S: 12	H: 2 LOB: 1 BB: 0 P: 16
--------------	------------------------------	----------------------------------	-------------------------------	----------------------------------	------------------------------	---------------------------------	-------------------------------	----------------------------------	-------------------------------	----------------------------------	-------------------------------	----------------------------------	------------------------------	----------------------------------	-------------------------------	----------------------------------

PITCHER	IP	WLS	BF	H	R	ER	SO	BB	IBB	HBP	BLK	WP	HR	S	P	ERA	WHIP
Jim Bullinger, R ERA: 7.11	(1, 1)	4.1	L	23	6	6	5	4	3	1	0	0	0	54	96	10.38	2.077
Mike Perez, R ERA: 2.0	(5, 1)	0.2		5	1	0	1	1	0	0	0	0	0	12	20	0.00	3.000
Rodney Myers, R ERA: 4.66	(6, 1)	1.0		5	2	1	1	1	0	0	0	0	0	16	23	9.00	2.000
Doug Jones, R ERA: 4.76	(7, 1)	1.0		3	0	0	0	3	0	0	0	0	0	9	12	0.00	0.000
Turk Wendell, R ERA: 1.26	(8, 1)	1.0		5	2	1	1	1	0	0	0	0	0	12	16	9.00	2.000

BOTTOM

4 3 2 0 1 0 3

5 1 2 0 0 1 1

4 2 2 1 0 1 1
1 0 0 0 0 0 1

3 1 2 1 1 1 0

3 1 1 2 1 0 2

3 0 0 1 0 1 4
1 0 0 0 0 1 1

4 0 2 1 0 1 1

3 0 0 0 1 2 5


2 0 0 1 1 1 2
1 0 0 0 0 1 0
0 0 0 0 0 0 0
0 0 0 0 0 0 0

AB 34
R 8
H 11
RBI 7
BB 5
SO 10
LOB 21

WP: 0 PA: 41
PB: 0
SB: 0
CS: 0

Chicago Cubs @ San Diego Padres
Jack Murphy Stadium, San Diego, CA

Thu Apr 25 1996, 6:33 AM EDT
Att. 18,736 - Sunny - 77 F



PITCHER	IP	WLS	BF	H	R	ER	SO	BB	IBB	HBP	BLK	WP	HR	S	P	ERA	WHIP
---------	----	-----	----	---	---	----	----	----	-----	-----	-----	----	----	---	---	-----	------

Batter	1	2	3	4	5	6	7	8	9	AB R H RBI BB SO LOB	TOP												
Brian Hunter, R OBP: 0.342, SLG: 0.364 (1, 8)	0-0 F8		0-0 SF9 1-3 2B	0-0 F7			0-0 P4	0-3 K		5 0 1 0 0 1 6													
Craig Biggio, R OBP: 0.411, SLG: 0.388 (1, 4)	0-3 K		0-0 SF9 2-3 3-H		0-0 F7		4-0 1B 1-2 BB		0-0 G5-3	3 0 0 1 1 1 0													
5 Jeff Bagwell, R OBP: 0.495, SLG: 0.695 (1, 3)	0-0 1B		0-0 L1		0-0 F8		0-0 F7		0-3 K	5 0 1 0 0 1 3													
Derek Bell, R OBP: 0.352, SLG: 0.541 (1, 9)	0-3 K			0-0 G1-3		0-0 1B	0-0 1B 1-2 2-3		0-0 F3	5 0 2 0 0 1 1													
Sean Berry, R OBP: 0.364, SLG: 0.443 (1, 5)		0-0 F7		4-0 1B BB		0-0 G3-1		0-0 F9		3 1 0 0 1 0 4													
Tony Eusebio, R OBP: 0.212, SLG: 0.323 (1, 2)		0-0 L9		4-0 1B 1-2 BB		0-0 L4		0-0 F9		3 0 0 0 1 0 0													
James Mouton, R OBP: 0.289, SLG: 0.242 (1, 7)		0-0 G4-3		4-0 1B 1-2 2-3 BB		0-0 G6-3		0-0 F9		3 0 0 0 1 0 0													
Orlando Miller, R OBP: 0.360, SLG: 0.515 (1, 6)			0-0 P4	0-0 F3		0-0 G5-3		0-0 BB 1B		4 0 1 0 0 0 3													
Mike Hampton, R OBP: 0.600, SLG: 0.429 (7, PH) John Cangelosi, S OBP: 0.340, SLG: 0.350 (7, 1) Xavier Hernandez, L (7, 1) Derrick May, L OBP: 0.314, SLG: 0.391 (8, PH) Alvin Morman, L (8, 1) Todd Jones, L (8, 1)			0-0 2B SF9 1B	0-0 1B 1-2 2-3 3-H			0-0 E6 1B BB	4-0 BB		2 1 2 1 0 0 0 1 0 0 0 0 0 0 0 0 0 0 0 0 0 0 0 0 0 1 0 0 0 0 0 0 0 0 0 0 0 0 0 0 0 0													
Inning Stats	R: 0 E: 0 K: 2 S: 8	H: 1 LOB: 1 BB: 0 P: 8	R: 0 E: 0 K: 0 S: 3	H: 0 LOB: 0 BB: 0 P: 3	R: 1 E: 0 K: 0 S: 5	H: 2 LOB: 1 BB: 0 P: 5	R: 1 E: 0 K: 0 S: 4	H: 1 LOB: 3 BB: 3 P: 16	R: 0 E: 0 K: 0 S: 4	H: 1 LOB: 1 BB: 0 P: 4	R: 0 E: 0 K: 0 S: 3	H: 0 LOB: 0 BB: 0 P: 3	R: 0 E: 1 K: 0 S: 5	H: 1 LOB: 3 BB: 1 P: 9	R: 0 E: 0 K: 1 S: 6	H: 1 LOB: 2 BB: 1 P: 10	R: 0 E: 0 K: 1 S: 5	H: 0 LOB: 0 BB: 0 P: 5	1B: 6 2B: 1 3B: 0 HR: 0	SF: 1 SAC: 0 DP: 0 HBP: 0	WP: 0 PB: 0 SB: 1 CS: 0	PA: 40	
PITCHER	IP WLS BF H R ER SO BB IBB HBP BLK WP HR S P ERA WHIP																						
Fernando Valenzuela, L ERA: 2.38 (1, 1)	5.0		23	5	2	2	2	3	0	0	0	0	0	0	24	36	3.60	1.600					
Tim Worrell, R ERA: 0.77 (6, 1)	2.0	W	9	1	0	0	0	1	0	0	0	0	0	8	12	0.00	1.000						
Doug Bochtler, R ERA: 0.9 (8, 1)	1.0		5	1	0	0	1	1	0	0	0	0	0	6	10	0.00	2.000						
Trevor Hoffman, R ERA: 1.35 (9, 1)	1.0	S	3	0	0	0	1	0	0	0	0	0	0	5	5	0.00	0.000						

Houston Astros @ San Diego Padres
Jack Murphy Stadium, San Diego, CA

Fri Apr 26 1996, 10:05 PM EDT
Att. 21,254 - Unknown - 64 F

livebaseballscorecards.com

AB	34
R	2
H	7
RBI	2
BB	5
SO	4
LOB	17



Batter	1	2	3	4	5	6	7	8	9
Rickey Henderson, R (1, 7) OBP: 0.403, SLG: 0.269	4-0 1B BB	0-0 G5-3			0-0 G1-3		0-0 G6-3		
Steve Finley, L (1, 8) OBP: 0.304, SLG: 0.310	0-0 F8	0-3 K			0-0 G1-3			0-0 G4-3	
Tony Gwynn, L (1, 9) OBP: 0.530, SLG: 0.579 Sean Bergman, R (8, PR) OBP: 0.077, SLG: 0.077 Trevor Hoffman, R (9, 1)	0-0 1B 2B 1B		0-0 L7		0-0 G4-3			0-0 BB 1B	
Ken Caminiti, S (1, 5) OBP: 0.412, SLG: 0.532	0-0 2B 1B		0-0 2B		0-0 SH1-3 WP 2B			4-0 1-2 BB	
Wally Joyner, L (1, 3) OBP: 0.581, SLG: 0.699	0-0 2B		0-0 L9		0-0 SH1-3			0-0 F7	
Jody Reed, R (1, 4) OBP: 0.377, SLG: 0.379	4-0 FC6-4 BB		0-0 G5-3		0-0 G5-3			0-0 G1-3	
Brad Ausmus, R (1, 2) OBP: 0.263, SLG: 0.300	0-3 K			0-3 K		0-0 G3-1			
Andujar Cedeno, R (1, 6) OBP: 0.297, SLG: 0.314 Luis Lopez, S (7, 6)	0-0 FC6-4			0-0 G1-3			0-0 F8		
Fernando Valenzuela, L (1, 1) Tim Worrell, R (6, 1) Archi Cianfrocco, R (7, PH) Doug Bachtler, R (8, 1) Marc Newfield, R (9, 9) OBP: 0.393, SLG: 0.556		0-0 G4-3		0-0 G4-3			0-0 G3		

AB	R	H	RBI	BB	SO	LOB
3	1	0	0	1	0	0
4	0	0	0	0	1	1
4	1	2	0	0	0	0
0	0	0	0	0	0	0
0	0	0	0	0	0	0
3	1	3	1	1	0	0
3	0	1	1	0	0	3
3	0	0	0	1	0	4
3	0	0	0	0	2	3
2	0	0	0	0	0	3
1	0	0	0	0	0	0
2	0	0	0	0	0	0
0	0	0	0	0	0	0
1	0	0	0	0	0	0
0	0	0	0	0	0	0
0	0	0	0	0	0	0


BOTTOM

Houston Astros @ San Diego Padres
Jack Murphy Stadium, San Diego, CA

Fri Apr 26 1996, 10:05 PM EDT
Att: 21,254 - Unknown - 64 F

livebaseballscorecards.com

AB	29
R	3
H	6
RBI	2
BB	3
SO	3
LOB	14



WP: 1	PA: 33
PB: 0	
SB: 0	
CS: 0	

Inning Stats		R: 2	H: 3	E: 0	K: 1	S: 8	LOB: 3	BB: 2	P: 16	R: 0	H: 0	E: 0	K: 1	S: 5	LOB: 0	BB: 0	P: 5	R: 0	H: 1	E: 0	K: 0	S: 4	LOB: 1	BB: 0	P: 4	R: 0	H: 0	E: 0	K: 1	S: 5	LOB: 0	BB: 0	P: 5	R: 0	H: 0	E: 0	K: 0	S: 3	LOB: 0	BB: 0	P: 3	R: 1	H: 1	E: 0	K: 0	S: 4	LOB: 0	BB: 0	P: 4	R: 0	H: 0	E: 0	K: 0	S: 3	LOB: 0	BB: 0	P: 3	R: 0	H: 1	E: 0	K: 0	S: 4	LOB: 2	BB: 1	P: 8								
PITCHER	IP	WLS	BF	H	R	ER	SO	BB	IBB	HBP	BLK	WP	HR	S	P	ERA	WHIP	PITCHER	IP	WLS	BF	H	R	ER	SO	BB	IBB	HBP	BLK	WP	HR	S	P	ERA	WHIP																																						
Mike Hampton, L (1, 1) ERA: 2.65	6.0	L	25	5	3	3	3	2	0	0	0	1	0	29	37	4.50	1.167	Xavier Hernandez, R (7, 1) ERA: 8.44	1.0		3	0	0	0	0	0	0	0	0	0	3	3	0.00	0.000	Alvin Morman, L (8, 1) ERA: 4.82	0.2		4	1	0	0	1	0	0	0	0	0	0	0	0	3	7	0.00	3.000	Todd Jones, R (8, 1) ERA: 3.21	0.1		1	0	0	0	0	0	0	0	0	0	0	0	1	1	0.00	0.000

Batter	1	2	3	4	5	6	7	8	9	AB R H RBI BB SO LOB	TOP		
Brian Hunter, R OBP: 0.353, SLG: 0.375 (1, 8) C B B F F X	2-2 CS 1B	0-0 F8		0-2 CS 1B 2-H 3-H			0-2 S S 1B	0-3 K2-3		5 0 3 2 0 1 3			
Craig Biggio, R OBP: 0.411, SLG: 0.375 (1, 4) B 1 SAFE B B B B	4-1 5 HR BB		0-1 G5-3	1-2 CS 1B	1-2 G5-3		4-2 S S BB		0-1 F7	3 1 0 0 2 0 0			
5 Jeff Bagwell, R OBP: 0.482, SLG: 0.701 (1, 3) B B F C F X	2-2 HR		1-3 K		3-2 P3		3-3 SAFE K		0-3 K	5 1 1 2 0 3 2			
Derek Bell, R OBP: 0.355, SLG: 0.534 (1, 9) F C S	0-3 K		3-3 K		0-1 1B 1B		0-0 P5		2-1 BB E 1B	5 1 2 0 0 2 2			
Rick Wilkins, L OBP: 0.487, SLG: 0.623 (1, 2) B B F C S	2-3 K			0-0 E FC6-4 2B	0-1 1B		4-0 IBB		4-2 E BB BB	3 1 2 0 2 1 0			
Sean Berry, R OBP: 0.355, SLG: 0.429 (1, 5) B B X		2-0 SH1-4 1B 1B		1-2 E6 FC6-4 S 1B 2-3	1-3 K		1-2 G4-3		1-2 E1	5 1 1 0 0 1 7			
Derrick May, L OBP: 0.327, SLG: 0.388 (1, 7) James Mouton, R OBP: 0.308, SLG: 0.242 (8, 7) 1 SAFE X		0-0 F7		4-0 FC6-4 BB 1B		2-2 CS 1B		0-3 K	4-1 BB	3 0 1 0 1 1 1 0 0 0 0 1 0 0			
Ricky Gutierrez, R OBP: 0.375, SLG: 0.357 (1, 6) C B B 1 SAFE F X		2-2 SH1-4 1B		2-2 FC6-4 SH1-4 1B 1-2 2-3 3-H		2-1 F7		0-2 SH3-4 1B	0-3 K	5 1 2 1 0 1 6			
Shane Reynolds, R OBP: 0.154, SLG: 0.462 (1, 1) X		0-0 SH1-4		1-2 SH1-4		1-2 P3		0-0 SH3-4		1 0 0 0 0 0 1			
Inning Stats	R: 2 E: 0 K: 2 S: 15 H: 2 LOB: 0 BB: 1 P: 25	R: 0 E: 0 K: 0 S: 8 H: 2 LOB: 2 BB: 0 P: 12	R: 0 E: 0 K: 2 S: 8 H: 0 LOB: 0 BB: 0 P: 12	R: 3 E: 1 K: 0 S: 22 H: 2 LOB: 0 BB: 1 P: 29	R: 0 E: 0 K: 1 S: 14 H: 2 LOB: 2 BB: 0 P: 19	R: 0 E: 0 K: 0 S: 8 H: 1 LOB: 0 BB: 0 P: 13	R: 0 E: 0 K: 1 S: 13 H: 1 LOB: 3 BB: 2 P: 25	R: 0 E: 0 K: 2 S: 10 H: 1 LOB: 1 BB: 0 P: 10	R: 1 E: 1 K: 2 S: 17 H: 1 LOB: 3 BB: 2 P: 28	1B: 10 2B: 1 3B: 0 HR: 1 SF: 0 SAC: 3 DP: 0 HBP: 0	WP: 0 PB: 0 SB: 4 CS: 3 PA: 45		
PITCHER	IP WLS BF H R ER SO BB IBB HBP BLK WP HR S P ERA WHIP											PITCHER	IP WLS BF H R ER SO BB IBB HBP BLK WP HR S P ERA WHIP
Andy Ashby, R ERA: 3.67 (1, 1)	6.0 L 27 9 5 3 5 2 0 0 0 0 0 1 75 110 4.50 1.833												
Willie Blair, R ERA: 4.74 (7, 1)	3.0 17 3 1 0 5 3 1 0 0 0 0 0 40 63 0.00 2.000												

Houston Astros @ San Diego Padres
Jack Murphy Stadium, San Diego, CA

Sat Apr 27 1996, 10:05 PM EDT
Att. 38,309 - Unknown - 65 F

livebaseballscorecards.com

AB	35
R	6
H	12
RBI	5
BB	6
SO	10
LOB	22



Batter	1	2	3	4	5	6	7	8	9	AB R H RBI BB SO LOB
Rickey Henderson, R (1, 7) OBP: 0.408, SLG: 0.259	1-1 F7		4-0 G1-6-3 BB			4-2 1B BB		0-1 G5-3		2 0 0 0 2 0 1
Steve Finley, L (1, 8) OBP: 0.293, SLG: 0.298	2-2 G3		1-0 G1-6-3			2-0 F8		0-0 G3		4 0 0 0 0 0 4
Tony Gwynn, L (1, 9) OBP: 0.536, SLG: 0.583	2-1 1B				0-0 G4-3					3 0 2 0 0 0 0
Willie Blair, R (7, 1)						1-3 1B				0 0 0 0 0 0 0
Scott Livingstone, L (9, PH) OBP: 0.278, SLG: 0.500										1 0 1 0 0 0 0
Ken Caminiti, S (1, 5) OBP: 0.396, SLG: 0.510	0-3 K				3-2 F7		2-2 F7		0-0 F8	4 0 0 0 0 1 4
Wally Joyner, L (1, 3) OBP: 0.557, SLG: 0.662		1-2 G1-3			2-2 G3-1		0-1 G4-3		2-1 F8	4 0 0 0 0 0 1
Jody Reed, R (1, 4) OBP: 0.364, SLG: 0.364		0-3 K			2-2 G6-3		1-0 G6-3		0-0 G5-3	4 0 0 0 0 1 1
Luis Lopez, S (1, 6)		0-2 G1-3			0-3 K		1-2 G4-3			3 0 0 0 0 1 0
Brad Ausmus, R (1, 2) OBP: 0.266, SLG: 0.292			4-1 FC3-6 BB		0-0 G6-3			1-2 G1-4-3		2 0 0 0 1 0 0
Andy Ashby, R (1, 1) OBP: 0.308, SLG: 0.500			0-0 FC3-6 BB			1-3 K2-3		0-0 2B		1 0 0 0 0 0 1
Archi Cianfrocco, R (6, PH) OBP: 0.294, SLG: 0.364										1 0 0 0 0 1 0
Marc Newfield, R (7, 9) OBP: 0.403, SLG: 0.582										1 0 1 0 0 0 0

Inning Stats	R: 0	H: 1	E: 0	LOB: 1	K: 1	S: 11	P: 16	R: 0	H: 0	E: 0	LOB: 0	K: 1	S: 11	P: 12	R: 0	H: 0	E: 0	LOB: 0	K: 0	S: 3	R: 0	H: 0	E: 0	LOB: 0	K: 1	S: 10	P: 12	R: 0	H: 1	E: 0	LOB: 2	K: 1	S: 12	R: 0	H: 0	E: 0	LOB: 0	K: 0	S: 9	P: 11	R: 0	H: 1	E: 0	LOB: 1	K: 0	S: 7	P: 8	R: 0	H: 1	E: 0	LOB: 1	K: 0	S: 6	P: 9	1B: 3	SF: 0	2B: 1	SAC: 0	3B: 0	DP: 1	HR: 0	HBP: 0	WP: 0	PA: 33
PITCHER Shane Reynolds, R (1, 1) ERA: 4.24	IP	WLS	BF	H	R	ER	SO	BB	IBB	HBP	BLK	WP	HR	S	P	ERA	WHIP	IP	WLS	BF	H	R	ER	SO	BB	IBB	HBP	BLK	WP	HR	S	P	ERA	WHIP	IP	WLS	BF	H	R	ER	SO	BB	IBB	HBP	BLK	WP	HR	S	P	ERA	WHIP													


BOTTOM

Houston Astros @ San Diego Padres
Jack Murphy Stadium, San Diego, CA

Sat Apr 27 1996, 10:05 PM EDT
 Att: 38,309 - Unknown - 65 F

livebaseballscorecards.com

AB	30
R	0
H	4
RBI	0
BB	3
SO	4
LOB	12



Batter	1	2	3	4	5	6	7	8	9	AB R H RBI BB SO LOB												
Brian Hunter, R (1, 8) OBP: 0.347, SLG: 0.368	0-3 K	0-0 5-3			0-0 E5 1B			0-3 K	0-0 6-3	5 0 1 0 0 2 2												
Craig Biggio, R (1, 4) OBP: 0.397, SLG: 0.359	0-0 5-3		0-0 1-3		0-0 P4			0-0 5-3		4 0 0 0 0 0 1												
5 Jeff Bagwell, R (1, 3) OBP: 0.483, SLG: 0.692	0-0 2B 1B		0-0 L9					0-0 2B 1B		4 2 2 0 0 1 0												
Derek Bell, R (1, 9) OBP: 0.360, SLG: 0.551	0-0 1-H 2B		0-0 G3					0-0 1-H 2B		4 0 2 2 0 1 0												
Rick Wilkins, L (1, 2) OBP: 0.476, SLG: 0.594	0-3 K			0-3 K				0-3 K	4-0 BB	3 0 0 0 1 3 1												
Derrick May, L (1, 7) OBP: 0.322, SLG: 0.434		0-0 HR		0-0 G3				0-3 K	0-0 F8	4 1 1 1 0 1 2												
James Mouton, R (8, 7) OBP: 0.308, SLG: 0.242										0 0 0 0 0 0 0												
Bill Spiers, L (1, 5) OBP: 0.267, SLG: 0.321			0-0 SH3-4 1B		0-0 F7			0-0 B1-3	0-0 6-3	4 0 1 0 0 0 0												
Orlando Miller, R (1, 6) OBP: 0.354, SLG: 0.500		0-3 K			0-0 6-3			0-0 1B	0-3 K	4 0 1 0 0 2 1												
Darryl Kile, R (1, 1) OBP: 0.333, SLG: 0.250		0-0 SH3-4			0-0 3-1			0-3 K	0-0 2B	2 0 0 0 0 1 1												
Sean Berry, R (9, PH) OBP: 0.362, SLG: 0.447										1 0 1 0 0 0 0												
Todd Jones, L (9, 1)		1-2								0 0 0 0 0 0 0												
Inning Stats	R: 1 E: 0 K: 2 S: 9	H: 2 LOB: 1 BB: 0 P: 9	R: 1 E: 0 K: 1 S: 7	H: 2 LOB: 1 BB: 0 P: 7	R: 0 E: 0 K: 0 S: 3	H: 0 LOB: 0 BB: 0 P: 3	R: 0 E: 0 K: 1 S: 5	H: 0 LOB: 0 BB: 0 P: 5	R: 0 E: 1 K: 0 S: 4	H: 1 LOB: 1 BB: 0 P: 4	R: 0 E: 0 K: 3 S: 9	H: 0 LOB: 0 BB: 0 P: 9	R: 0 E: 0 K: 2 S: 8	H: 1 LOB: 1 BB: 0 P: 8	R: 1 E: 0 K: 1 S: 7	H: 2 LOB: 2 BB: 1 P: 11	R: 0 E: 0 K: 1 S: 6	H: 1 LOB: 1 BB: 0 P: 6	1B: 5 2B: 3 3B: 0 HR: 1	SF: 0 SAC: 1 DP: 0 HBP: 0	WP: 0 PB: 0 SB: 0 CS: 0	PA: 37

Houston Astros @ San Diego Padres
Jack Murphy Stadium, San Diego, CA

Sun Apr 28 1996, 6:33 AM EDT
 Att. 27,208 - Unknown - 73 F

AB	35
R	3
H	9
RBI	3
BB	1
SO	11
LOB	8



PITCHER	IP	WLS	BF	H	R	ER	SO	BB	IBB	HBP	BLK	WP	HR	S	P	ERA	WHIP
Sean Bergman, R (1, 1) ERA: 4.76	7.0	L	27	6	2	2	9	0	0	0	0	0	1	45	45	2.57	0.857
Bryce Florie, R (8, 1) ERA: 2.63	2.0		10	3	1	1	2	1	0	0	0	0	0	13	17	4.50	2.000

Batter	1	2	3	4	5	6	7	8	9	AB R H RBI BB SO LOB	TOP
John Cangelosi, S (1, 8) OBP: 0.379, SLG: 0.292	0-0 F9		0-0 G4-3			0-3 K			0-0 F7	4 0 0 0 0 1 0	Houston Astros @ San Diego Padres Jack Murphy Stadium, San Diego, CA Mon Apr 29 1996, 6:33 AM EDT Att: 8,979 - Sunny - 82 F livebaseballscorecards.com
Craig Biggio, R (1, 4) OBP: 0.400, SLG: 0.368	0-0 G5-3			0-0 2B		0-0 G5-3		1-0 G5-3 5 BB HBP	3 0 1 0 0 0 0		
5 Jeff Bagwell, R (1, 3) OBP: 0.483, SLG: 0.681	0-0 1B			0-0 G6-3			0-0 G6-3	4-0 BB BB BB	3 0 1 0 1 0 1		
Derek Bell, R (1, 9) OBP: 0.347, SLG: 0.532	0-0 G6-3			0-0 F3			0-0 G5-3	0-0 BB	4 0 0 0 0 0 4		
Rick Wilkins, L (1, 2) OBP: 0.471, SLG: 0.582		0-0 F8		0-0 F5			0-0 1B	0-0 G5-3 2-3f	3 0 1 0 0 0 1		
Sean Berry, R (1, 5) OBP: 0.351, SLG: 0.432		0-0 G3			0-0 F9		0-0 F9		3 0 0 0 0 0 1		
Derrick May, L (1, 7) OBP: 0.306, SLG: 0.411		0-0 F7			0-0 F9			0-0 F8	3 0 0 0 0 0 0		
Ricky Gutierrez, R (1, 6) OBP: 0.371, SLG: 0.355			0-3 K		0-0 G6-3			0-0 G6-3 1B	3 0 1 0 0 1 0		
Doug Brocail, L (1, 1) Bill Spiers, L (8, PH) Alvin Morman, L (8, 1)			0-0 B1-3			0-0 F8		0-0 G6-3 1-2f	2 0 0 0 0 0 0 1 0 0 0 0 0 1 0 0 0 0 0 0 0		
Inning Stats	R: 0 H: 1 E: 0 LOB: 1 K: 0 BB: 0 S: 4 P: 4	R: 0 H: 0 E: 0 LOB: 0 K: 0 BB: 0 S: 3 P: 3	R: 0 H: 0 E: 0 LOB: 0 K: 1 BB: 0 S: 5 P: 5	R: 0 H: 1 E: 0 LOB: 1 K: 0 BB: 0 S: 4 P: 4	R: 0 H: 0 E: 0 LOB: 0 K: 0 BB: 0 S: 3 P: 3	R: 0 H: 0 E: 0 LOB: 0 K: 1 BB: 0 S: 5 P: 5	R: 0 H: 1 E: 0 LOB: 1 K: 0 BB: 0 S: 4 P: 4	R: 0 H: 1 E: 0 LOB: 0 K: 0 BB: 0 S: 3 P: 3	R: 0 H: 0 E: 0 LOB: 1 K: 0 BB: 1 S: 2 P: 7	1B: 3 SF: 0 2B: 1 SAC: 0 3B: 0 DP: 2 HR: 0 HBP: 1	WP: 0 PA: 31 PB: 0 SB: 0 CS: 0
PITCHER Joey Hamilton, R (1, 1) ERA: 3.4	IP WLS BF H R ER SO BB IBB HBP BLK WP HR S P ERA WHIP										
	9.0 W 31 4 0 0 2 1 0 1 0 0 0 0 33 38 0.00 0.556										

Houston Astros @ San Diego Padres
Jack Murphy Stadium, San Diego, CA
 Mon Apr 29 1996, 6:33 AM EDT
 Att: 8,979 - Sunny - 82 F

AB	29
R	0
H	4
RBI	0
BB	1
SO	2
LOB	8



Batter	1	2	3	4	5	6	7	8	9
Rickey Henderson, R (1, 7) OBP: 0.405, SLG: 0.274	0-0 FC3-6 1B		0-0 1-3 1B			0-0 F8		0-0 FC4 1B	
Steve Finley, L (1, 8) OBP: 0.298, SLG: 0.291	0-0 FC3-6 1-2f G4-6-3		4-0 1-2 BB G4-6-3			0-0 F7		0-0 FC4 1-2f P4-3	
Tony Gwynn, L (1, 9) OBP: 0.481, SLG: 0.515	0-0 1-2f G4-6-3		0-0 1-2f G4-6-3			0-0 G6-3		0-0 1-2f P4-3	
Ken Caminiti, S (1, 5) OBP: 0.389, SLG: 0.500		0-0 2B		0-0 G4-3			0-0 F8		
Wally Joyner, L (1, 3) OBP: 0.538, SLG: 0.622		0-0 G5-3		0-0 F7			0-0 F9		
Jody Reed, R (1, 4) OBP: 0.359, SLG: 0.352		0-0 G6-3		0-0 F8			4-0 HR BB		
Luis Lopez, S (1, 6) OBP: 0.211, SLG: 0.389		0-0 G4-3			0-3 K		0-0 1-H HR		
Brad Ausmus, R (1, 2) OBP: 0.280, SLG: 0.297			4-0 1B BB		0-0 F8		0-0 1B		
Joey Hamilton, R (1, 1) OBP: 0.067, SLG: 0.067			0-3 K		0-0 G5-3		0-3 K		

Inning Stats		R: 0	H: 1	R: 0	H: 1	R: 0	H: 1	R: 0	H: 0	R: 0	H: 0	R: 2	H: 2	R: 0	H: 1
E: 0		LOB: 0		E: 0		LOB: 1		E: 0		LOB: 0		E: 0		LOB: 0	
K: 0		BB: 0		K: 0		BB: 0		K: 0		BB: 0		K: 1		BB: 1	
S: 3		P: 3		S: 4		P: 4		S: 3		P: 3		S: 7		P: 11	
K: 1		BB: 2		K: 1		BB: 2		K: 1		BB: 0		K: 1		BB: 1	
S: 5		P: 13		S: 5		P: 5		S: 5		P: 5		S: 3		P: 3	

AB	R	H	RBI	BB	SO	LOB
4	0	3	0	0	0	0
3	0	0	0	1	0	2
4	0	0	0	0	0	5
3	0	1	0	0	0	0
3	0	0	0	0	0	1
2	1	0	0	1	0	1
3	1	1	2	0	1	1
2	0	1	0	1	0	0
3	0	0	0	0	2	2


BOTTOM

Houston Astros @ San Diego Padres
Jack Murphy Stadium, San Diego, CA

Mon Apr 29 1996, 6:33 AM EDT
 Att. 8,979 - Sunny - 82 F

livebaseballscorecards.com

AB	27
R	2
H	6
RBI	2
BB	3
SO	3
LOB	12



WP: 0	PA: 30
PB: 0	
SB: 1	
CS: 0	

PITCHER	IP	WLS	BF	H	R	ER	SO	BB	IBB	HBP	BLK	WP	HR	S	P	ERA	WHIP
Doug Brocail, R (1, 1) ERA: 4.28	7.0	L	27	5	2	2	3	3	0	0	0	0	1	30	42	2.57	1.143
Alvin Morman, L (8, 1) ERA: 4.35	1.0		3	1	0	0	0	0	0	0	0	0	0	3	3	0.00	1.000

Batter	1	2	3	4	5	6	7	8	9	AB R H RBI BB SO LOB	TOP
Marvin Benard, L (1, 8) OBP: 0.354, SLG: 0.320 (9, 9)	0-0 G4-3		0-0 F7		0-1 E4 HR	0-1 FC3-6 HR		1-3 K		5 2 0 1 0 1 4	San Francisco Giants @ San Diego Padres Jack Murphy Stadium, San Diego, CA Tue Apr 30 1996, 10:05 PM EDT Att. 14,170 - Unknown - 72 F
Robby Thompson, R (1, 4) OBP: 0.365, SLG: 0.435	2-0 P3		1-3 K		0-0 HR 1B	3-3 K		0-1 P5		5 1 1 1 0 2 2	
Barry Bonds, L (1, 7) OBP: 0.431, SLG: 0.708	0-0 F7			1-0 P4	1-0 HR 1B	0-0 HR			2-3 K	5 2 2 6 0 1 0	
Matt Williams, R (1, 5) OBP: 0.414, SLG: 0.557		1-1 G6-3		0-0 2B	2-1 1B	0-0 F8			3-3 K	5 0 2 0 0 1 0	
Mark Carreon, R (1, 3) OBP: 0.385, SLG: 0.626		0-2 FC5-4 1B		2-2 G6-3	0-1 F8		0-0 G5-3		4-2 BB	4 0 1 0 1 0 2	
Glenallen Hill, R (1, 9) OBP: 0.299, SLG: 0.427 Rod Beck, R (9, 1)		0-0 P4		0-3 K	1-3 K		2-0 HR		1-3 K	5 1 1 1 0 3 4 0 0 0 0 0 0 0	
Steve Decker, R (1, 2) OBP: 0.339, SLG: 0.346		0-1 FC5-4		2-1 1B	1-1 1B		2-1 L8			4 1 2 0 0 0 1	
Rich Aurilia, R (1, 6) OBP: 0.238, SLG: 0.256			1-0 G6-3		0-0 1B	1-1 K		1-1 G5-3		4 1 1 0 0 1 2	
Allen Watson, L (1, 1) OBP: 0.267, SLG: 0.154 Jeff Juden, R (7, 1) Stan Javier, S (9, 8) OBP: 0.182, SLG: 0.286			2-2 1B		4-2 1B HR BB	4-2 FC3-6 BB		1-3 K		1 1 1 0 2 0 0 1 0 0 0 0 1 0 0 0 0 0 0 0 0	
Inning Stats	R: 0 H: 0 E: 0 LOB: 0 K: 0 BB: 0 S: 3 P: 5	R: 0 H: 1 E: 0 LOB: 1 K: 0 BB: 0 S: 8 P: 9	R: 0 H: 1 E: 0 LOB: 1 K: 1 BB: 0 S: 11 P: 15	R: 0 H: 1 E: 0 LOB: 1 K: 1 BB: 0 S: 13 P: 16	R: 6 H: 6 E: 1 LOB: 2 K: 2 BB: 1 S: 22 P: 34	R: 2 H: 1 E: 0 LOB: 0 K: 1 BB: 1 S: 9 P: 16	R: 1 H: 1 E: 0 LOB: 0 K: 0 BB: 0 S: 6 P: 11	R: 0 H: 0 E: 0 LOB: 0 K: 2 BB: 0 S: 8 P: 10	R: 0 H: 0 E: 0 LOB: 1 K: 3 BB: 1 S: 12 P: 22	1B: 7 SF: 0 2B: 1 SAC: 0 3B: 0 DP: 0 HR: 3 HBP: 0	WP: 0 PA: 42 PB: 0 SB: 0 CS: 0
PITCHER Bob Tewksbury, R (1, 1) ERA: 5.45 Tim Worrell, R (7, 1) ERA: 0.68 Scott Sanders, R (9, 1) ERA: 4.63	IP WLS BF H R ER SO BB IBB HBP BLK WP HR S P ERA WHIP 6.1 L 33 11 9 8 5 2 0 0 0 0 0 3 68 99 11.37 2.053 1.2 5 0 0 0 2 0 0 0 0 0 0 0 12 17 0.00 0.000 1.0 4 0 0 0 3 1 0 0 0 0 0 0 12 22 0.00 1.000	PITCHER IP WLS BF H R ER SO BB IBB HBP BLK WP HR S P ERA WHIP									

livebaseballscorecards.com



Batter	1	2	3	4	5	6	7	8	9	AB	R	H	RBI	BB	SO	LOB
Rickey Henderson, R OBP: 0.409, SLG: 0.333 (1, 8)	3-2 G4-3 PB 2B 1B	3-0 HR			2-1 G5-3		3-2 G4-6-3 1-2f			4	2	2	2	0	0	1
Tony Gwynn, L OBP: 0.457, SLG: 0.486 (1, 9)	2-0 G4-3 1-3	1-2 G3-1			1-0 F7			0-1 G6-3		4	0	0	0	0	0	1
Marc Newfield, R OBP: 0.394, SLG: 0.559 (1, 7)	0-3 K	3-3 K			3-2 F9			1-0 FC5-4 1B		4	0	1	0	0	2	1
Ken Caminiti, S OBP: 0.393, SLG: 0.519 (1, 5)	3-2 1B 2B				3-2 F8			0-0 FC5-4 FC6 1-2f		4	1	2	1	0	0	1
Wally Joyner, L OBP: 0.528, SLG: 0.605 (1, 3)	1-0 BB 1B				2-3 K			0-1 FC6 1-2f		4	0	1	1	0	1	2
Brad Ausmus, R OBP: 0.302, SLG: 0.303 (1, 2)	4-0 1-2 BB				2-1 CS 1B			4-1 FC6-4 BB		2	0	1	0	2	0	0
Andujar Cedeno, R OBP: 0.286, SLG: 0.301 Tim Worrell, R Scott Sanders, R Scott Livingstone, L OBP: 0.250, SLG: 0.450 (1, 6) (7, 1) (9, 1) (9, PH)	1-2 L3				0-0 CS			1-1 FC6-4 1-2f		3	0	0	0	0	0	3
Jody Reed, R OBP: 0.355, SLG: 0.349 (1, 4)		0-0 SH1-4 PB HR 1B			0-0 F8			1-1 G1-3		4	1	1	0	0	0	0
Bob Tewksbury, R Archi Cianfrocco, R OBP: 0.314, SLG: 0.364 (1, 1) (7, 6)		1-0 SH1-4 1-3			0-3 K			4-2 G4-6-3 BB		1	0	0	0	0	1	0

Inning Stats	R: 2	H: 3	E: 0	K: 1	S: 14	LOB: 2	BB: 1	P: 28	R: 2	H: 2	E: 0	K: 1	S: 10	LOB: 0	BB: 0	P: 18	R: 0	H: 1	E: 0	K: 1	S: 10	LOB: 0	BB: 0	P: 17	R: 0	H: 0	E: 0	K: 1	S: 5	LOB: 0	BB: 0	P: 8	R: 0	H: 0	E: 0	K: 0	S: 7	LOB: 0	BB: 0	P: 13	R: 0	H: 1	E: 0	K: 0	S: 7	LOB: 1	BB: 1	P: 16	R: 0	H: 0	E: 0	K: 0	S: 8	LOB: 0	BB: 1	P: 16	R: 0	H: 1	E: 0	K: 0	S: 6	LOB: 1	BB: 0	P: 7	R: 0	H: 0	E: 0	K: 0	S: 4	LOB: 0	BB: 0	P: 6	1B: 5	2B: 3	3B: 0	HR: 1	SF: 0	SAC: 1	DP: 2	HBP: 0	WP: 0	PB: 2	SB: 0	CS: 1	PA: 36
--------------	------	------	------	------	-------	--------	-------	-------	------	------	------	------	-------	--------	-------	-------	------	------	------	------	-------	--------	-------	-------	------	------	------	------	------	--------	-------	------	------	------	------	------	------	--------	-------	-------	------	------	------	------	------	--------	-------	-------	------	------	------	------	------	--------	-------	-------	------	------	------	------	------	--------	-------	------	------	------	------	------	------	--------	-------	------	-------	-------	-------	-------	-------	--------	-------	--------	-------	-------	-------	-------	--------


PITCHER	IP	WLS	BF	H	R	ER	SO	BB	IBB	HBP	BLK	WP	HR	S	P	ERA	WHIP
Allen Watson, L ERA: 4.76 (1, 1)	6.0		25	7	4	4	4	2	0	0	0	0	1	53	100	6.00	1.500
Jeff Juden, R ERA: 4.02 (7, 1)	2.0		7	1	0	0	0	1	0	0	0	0	0	14	23	0.00	1.000
Rod Beck, R ERA: (9, 1)	1.0		3	0	0	0	0	0	0	0	0	0	0	4	6	0.00	0.000

BOTTOM

San Francisco Giants @ San Diego Padres
Jack Murphy Stadium, San Diego, CA

Tue Apr 30 1996, 10:05 PM EDT
Att: 14,170 - Unknown - 72 F

AB	31
R	4
H	8
RBI	4
BB	3
SO	4
LOB	9



PITCHER	IP	WLS	BF	H	R	ER	SO	BB	IBB	HBP	BLK	WP	HR	S	P	ERA	WHIP
---------	----	-----	----	---	---	----	----	----	-----	-----	-----	----	----	---	---	-----	------

Batter	1	2	3	4	5	6	7	8	9	AB R H RBI BB SO LOB	TOP											
Stan Javier, S (1, 8) OBP: 0.259, SLG: 0.333	4-1 G4-6-3 1B E BB		2-2 F9 SAFE	0-2 2B		4-1 BB			2-1 F7	3 1 1 0 2 0 1	San Francisco Giants @ San Diego Padres Jack Murphy Stadium, San Diego, CA Wed May 01 1996, 10:05 PM EDT Att. 14,878 - Unknown - 68 F livebaseballscorecards.com											
Robby Thompson, R (1, 4) OBP: 0.368, SLG: 0.451	0-2 G4-6-3 1B		1-0 F7	2-3 K		1-3 K			0-0 G6-3 2B	5 0 2 0 0 2 3												
Barry Bonds, L (1, 7) OBP: 0.421, SLG: 0.713	0-1 G4-6-3 1-2f 2-3		2-2 HR						1-0 G6-3	5 1 1 2 0 2 3												
Matt Williams, R (1, 5) OBP: 0.414, SLG: 0.549	2-2 E6 3-H		1-0 2B 1B						3-2 F9	5 0 2 0 0 0 1												
Mark Carreon, R (1, 3) OBP: 0.380, SLG: 0.621	1-0 F7		1-2 2B						1-1 G6-3	4 0 1 0 0 0 2												
Glenallen Hill, R (1, 9) OBP: 0.297, SLG: 0.414			1-0 G5-3						1-3 K	3 0 0 0 1 1 1												
Tom Lampkin, L (1, 2) OBP: 0.250, SLG: 0.400			1-3 K						0-1 1B	4 0 1 0 0 1 3												
Rich Aurilia, R (1, 6) OBP: 0.244, SLG: 0.333			2-1 P3						0-0 F7	3 1 1 1 0 0 0												
Marvin Benard, L (8, PH) OBP: 0.349, SLG: 0.316										1 0 0 0 0 0 1												
Jay Canizaro, R (8, 6)										0 0 0 0 0 0 0												
Mark Gardner, R (1, 1) OBP: 0.250, SLG: 0.182										2 1 1 0 0 0 0												
Dave McCarty, R (8, PH) OBP: 0.438, SLG: 0.400										1 0 0 0 0 0 0												
Shawn Barton, R (8, 1)										0 0 0 0 0 0 0												
Doug Creek, L (8, 1)										0 0 0 0 0 0 0												
Mei Hall, L (8, PH) OBP: 0.211, SLG: 0.176										1 0 0 0 0 0 1												
Mark Dewey, R (8, 1)										0 0 0 0 0 0 0												
Inning Stats	R: 1 E: 1 K: 0 S: 12	H: 1 LOB: 1 BB: 1 P: 19	R: 0 E: 0 K: 1 S: 6	H: 0 LOB: 0 BB: 0 P: 10	R: 2 E: 0 K: 0 S: 15	H: 4 LOB: 3 BB: 1 P: 28	R: 0 E: 0 K: 1 S: 10	H: 1 LOB: 1 BB: 0 P: 13	R: 0 E: 0 K: 1 S: 11	H: 1 LOB: 1 BB: 0 P: 18	R: 1 E: 0 K: 1 S: 8	H: 1 LOB: 1 BB: 1 P: 13	R: 0 E: 0 K: 1 S: 8	H: 0 LOB: 0 BB: 0 P: 12	R: 0 E: 0 K: 1 S: 8	H: 1 LOB: 1 BB: 0 P: 11	R: 0 E: 0 K: 0 S: 9	H: 1 LOB: 1 BB: 0 P: 15	1B: 5 2B: 3 3B: 0 HR: 2	SF: 0 SAC: 0 DP: 1 HBP: 0	WP: 1 PB: 0 SB: 0 CS: 0	PA: 40
PITCHER	IP WLS BF H R ER SO BB IBB HBP BLK WP HR S P ERA WHIP																					
Fernando Valenzuela, L (1, 1) ERA: 2.86	5.2 W 28 8 4 3 3 2 1 0 0 1 2 59 97 4.76 1.765																					
Bryce Florie, R (6, 1) ERA: 2.25	2.1 8 1 0 0 3 0 0 0 0 0 0 19 27 0.00 0.429																					
Trevor Hoffman, R (9, 1) ERA: 1.26	1.0 4 1 0 0 0 0 0 0 0 0 0 9 15 0.00 1.000																					

San Francisco Giants @ San Diego Padres
Jack Murphy Stadium, San Diego, CA
 Wed May 01 1996, 10:05 PM EDT
 Att. 14,878 - Unknown - 68 F

AB	37
R	4
H	10
RBI	3
BB	3
SO	6
LOB	16



Batter	1	2	3	4	5	6	7	8	9	AB	R	H	RBI	BB	SO	LOB
Rickey Henderson, R OBP: 0.424, SLG: 0.391 (1, 7)	4-2 E S 1B BB	3-2 F8			2-0 1-H HR	2-2 1B				3	2	2	2	1	0	0
Steve Finley, L OBP: 0.305, SLG: 0.325 (1, 8)	3-3 K 1-3		1-2 HR		2-1 CS 1B	0-1 F8				4	1	2	1	0	1	2
Tony Gwynn, L OBP: 0.447, SLG: 0.474 (1, 9)	0-1 BB 1B 1B		0-1 G4-3		1 SAFE 1 SAFE 1 SAFE 1 SAFE 2-2 G4-3 1-2			1-2 G4-3		4	1	1	1	0	0	1
Ken Caminiti, S OBP: 0.397, SLG: 0.545 (1, 5)	0-1 1B BB 1B		1-2 G3		2-2 F7			3-2 HR		4	1	2	1	0	0	0
Wally Joyner, L OBP: 0.518, SLG: 0.584 (1, 3)	4-2 L5 1B BB		1-0 G3			2-2 G6-3		2-3 K		3	0	0	0	1	1	0
Brad Ausmus, R OBP: 0.300, SLG: 0.300 (1, 2)	3-2 1B			3-3 K		0-0 E4 HR BLK		2-3 K		4	1	1	1	0	2	0
Jody Reed, R OBP: 0.352, SLG: 0.345 (1, 4)	1-0 L5		0-0 G1-3			1-2 HR 1B		1-2 F8		4	1	1	0	0	0	3
Andujar Cedeno, R OBP: 0.284, SLG: 0.338 (1, 6)		0-3 K		3-1 G5-3		3-1 HR		2-1 F9		4	1	1	3	0	1	0
Fernando Valenzuela, L OBP: 0.100, SLG: 0.100 (1, 1)		2-2 F7			1-0 HR 1B			0-3 G6-3		2	1	1	0	0	0	0
Bryce Florie, R (6, 1)										1	0	0	0	0	1	0
Scott Livingstone, L OBP: 0.238, SLG: 0.429 (8, PH)										1	0	0	0	0	0	0
Trevor Hoffman, R (9, 1)										0	0	0	0	0	0	0


Inning Stats	R: 2	H: 3	E: 1	LOB: 2	K: 1	P: 31	R: 0	H: 0	E: 0	LOB: 0	K: 1	P: 10	R: 1	H: 1	E: 0	LOB: 0	K: 0	P: 12	R: 0	H: 0	E: 0	LOB: 0	K: 1	P: 6	R: 2	H: 3	E: 0	LOB: 0	K: 0	P: 20	R: 3	H: 3	E: 1	LOB: 1	K: 1	P: 27	R: 1	H: 1	E: 0	LOB: 0	K: 2	P: 22	R: 0	H: 0	E: 0	LOB: 0	K: 0	P: 11
PITCHER	IP	WLS	BF	H	R	ER	SO	BB	IBB	HBP	BLK	WP	HR	S	P	ERA	WHIP																															
Mark Gardner, R ERA: 4.73 (1, 1)	5.0	L	22	7	5	5	3	2	0	0	0	0	2	53	90	9.00	1.800																															
Shawn Barton, L ERA: 5.4 (6, 1)	0.2		6	3	3	2	1	0	0	0	1	0	1	17	25	27.00	4.500																															
Doug Creek, L ERA: 3.0 (6, 1)	1.1		5	1	1	1	2	0	0	0	0	0	1	16	24	6.75	0.750																															
Mark Dewey, R ERA: 2.77 (8, 1)	1.0		3	0	0	0	0	0	0	0	0	0	0	7	11	0.00	0.000																															

BOTTOM

San Francisco Giants @ San Diego Padres
Jack Murphy Stadium, San Diego, CA

Wed May 01 1996, 10:05 PM EDT
Att: 14,878 - Unknown - 68 F

AB	34
R	9
H	11
RBI	9
BB	2
SO	6
LOB	6



WP	PA	3B	SF	SAC	DP	HBP	CS
0	36	0	0	0	1	0	1

Batter	1	2	3	4	5	6	7	8	9	AB R H RBI BB SO LOB	TOP		
Royce Clayton, R OBP: 0.333, SLG: 0.398 (1, 6)	0-0 F2		0-0 G3		0-0 G4-3			0-0 SH2-4 1B 2B		4 1 1 0 0 0 1			
Luis Alicea, S OBP: 0.281, SLG: 0.279 (1, 4)	0-0 G1-3			0-0 G1-3		0-0 E S 1B		0-0 SH2-4 2-3		3 0 1 0 0 0 0			
Ron Gant, R OBP: 0.357, SLG: 0.419 (1, 7) Tony Fossas, L (8, 1) Dennis Eckersley, R (8, 1)	0-0 G5-3			0-0 F8		0-0 F9		0-0 CS 1B		4 0 1 1 0 0 1 0 0 0 0 0 0 0 0 0 0 0 0 0 0			
Ray Lankford, L OBP: 0.327, SLG: 0.592 (1, 8)		0-0 G3-1		0-3 K		0-0 L6		0-3 K		4 0 0 0 0 2 2			
Brian Jordan, R OBP: 0.324, SLG: 0.418 (1, 9)					0-0 G4-3 1B 2B		0-0 P4 1-3	0-0 CS 1-2	0-0 G6-3	4 1 2 0 0 0 1			
Mark Sweeney, L OBP: 0.382, SLG: 0.286 (1, 3)		0-3 K			0-0 G4-3 2-3				0-0 F7	4 0 0 0 0 1 2			
Tom Pagnozzi, R OBP: 0.273, SLG: 0.524 (1, 2)		0-0 G6-3 1-2			0-0 1B G3-1 1B		0-0 G1-3		0-0 G5-3	4 1 1 1 0 0 1			
Danny Sheaffer, R OBP: 0.396, SLG: 0.429 (1, 5)			0-0 6-3		0-0 G3-1 1-3 1B					3 0 2 0 0 0 0			
Donovan Osborne, S OBP: 0.125, SLG: 0.125 (1, 1) Willie McGee, S OBP: 0.347, SLG: 0.435 (8, 7)			0-3 K		0-0 G3-1 1-2 3-H		0-3 K			3 0 0 1 0 2 2 0 0 0 0 0 0 0			
Inning Stats	R: 0 E: 0 K: 0 S: 3 H: 0 LOB: 0 BB: 0 P: 3	R: 0 E: 0 K: 1 S: 6 H: 1 LOB: 1 BB: 0 P: 6	R: 0 E: 0 K: 1 S: 5 H: 0 LOB: 0 BB: 0 P: 5	R: 0 E: 0 K: 1 S: 5 H: 0 LOB: 0 BB: 0 P: 5	R: 2 E: 0 K: 0 S: 6 H: 3 LOB: 1 BB: 0 P: 6	R: 0 E: 0 K: 0 S: 4 H: 1 LOB: 1 BB: 0 P: 4	R: 0 E: 0 K: 1 S: 6 H: 1 LOB: 1 BB: 0 P: 6	R: 1 E: 0 K: 1 S: 6 H: 2 LOB: 0 BB: 0 P: 6	R: 0 E: 0 K: 0 S: 3 H: 0 LOB: 0 BB: 0 P: 3	1B: 6 2B: 2 3B: 0 HR: 0 SF: 0 SAC: 1 DP: 0 HBP: 0	WP: 0 PB: 0 SB: 2 CS: 1 PA: 35		
PITCHER	IP WLS BF H R ER SO BB IBB HBP BLK WP HR S P ERA WHIP											PITCHER	IP WLS BF H R ER SO BB IBB HBP BLK WP HR S P ERA WHIP
Andy Ashby, R ERA: 3.51 (1, 1)	7.0 L 27 6 2 2 4 0 0 0 0 0 0 0 35 35 2.57 0.857												
Doug Bochtler, R ERA: 1.64 (8, 1)	1.0 4 2 1 1 1 0 0 0 0 0 0 0 6 6 9.00 2.000												
Willie Blair, R ERA: 4.5 (9, 1)	1.0 3 0 0 0 0 0 0 0 0 0 0 0 3 3 0.00 0.000												

St. Louis Cardinals @ San Diego Padres
Jack Murphy Stadium, San Diego, CA

AB 33
R 3
H 8
RBI 3
BB 0
SO 5
LOB 10



Fri May 03 1996, 10:05 PM EDT
Att. 21,335 - Unknown - 67 F

livebaseballscorecards.com

Batter	1	2	3	4	5	6	7	8	9	AB	R	H	RBI	BB	SO	LOB
Rickey Henderson, R OBP: 0.417, SLG: 0.375 (1, 7)	0-0 G4-3		4-0 FC8-8 BB		0-0 F9		0-0 F9			3	0	0	0	1	0	1
Steve Finley, L OBP: 0.303, SLG: 0.331 (1, 8)	0-0 1B 2B		0-0 FC8-6 1B 1-2f			0-0 G1-3		0-0 G1-3		4	0	1	0	0	0	1
Tony Gwynn, L OBP: 0.449, SLG: 0.475 (1, 9)	0-0 2-H 1B		0-0 G4-6-3 1B			0-0 F7		0-0 G6-3		4	0	2	0	0	0	0
Archi Cianfrocco, R OBP: 0.308, SLG: 0.351 (1, 5)	0-0 G4-3		0-0 G4-6-3 1-2f			0-0 1B		0-3 K		4	0	1	0	0	1	3
Wally Joyner, L OBP: 0.500, SLG: 0.559 (1, 3)		0-3 K		0-0 F8		0-0 F8		0-3 K		4	0	0	0	0	2	1
Brad Ausmus, R OBP: 0.298, SLG: 0.289 (1, 2)		0-0 G1-3		0-0 F8		0-0 G6-3		1-0 1B HBP		3	0	0	0	0	0	0
Andujar Cedeno, R OBP: 0.298, SLG: 0.388 (1, 6)		0-0 E 1B		0-0 G6-3		0-0 HR		0-0 1B G6-4-3		3	1	2	1	0	0	0
Scott Livingstone, L OBP: 0.273, SLG: 0.455 (9, PH)		0-0 1B		0-0 G6-3				1-2 1B		1	0	1	0	0	0	0
Jody Reed, R OBP: 0.341, SLG: 0.333 (1, 4)		0-0 E3 1-2		0-0 G4-3		0-0 G6-3		0-0 G6-4-3 1-2f		4	0	0	0	0	0	3
Andy Ashby, R OBP: 0.267, SLG: 0.429 (1, 1)		0-0 F9		0-0 G5-3		4-0 BB				2	0	0	0	0	0	2
Marc Newfield, R OBP: 0.403, SLG: 0.559 (7, PH)										0	0	0	0	1	0	0
Doug Bochtler, R (8, 1)										0	0	0	0	0	0	0
Willie Blair, R (9, 1)										0	0	0	0	0	0	0

Inning Stats	R: 0	H: 2	E: 0	LOB: 1	K: 0	BB: 0	S: 4	P: 4
	R: 0	H: 1	E: 1	LOB: 2	K: 1	BB: 0	S: 7	P: 7
	R: 0	H: 1	E: 0	LOB: 1	K: 0	BB: 1	S: 3	P: 7
	R: 0	H: 0	E: 0	LOB: 0	K: 0	BB: 0	S: 3	P: 3
	R: 0	H: 0	E: 0	LOB: 0	K: 0	BB: 0	S: 3	P: 3
	R: 0	H: 1	E: 0	LOB: 1	K: 0	BB: 0	S: 4	P: 4
	R: 1	H: 1	E: 0	LOB: 1	K: 0	BB: 1	S: 4	P: 8
	R: 0	H: 0	E: 0	LOB: 0	K: 1	BB: 0	S: 5	P: 5
	R: 0	H: 1	E: 0	LOB: 1	K: 1	BB: 0	S: 5	P: 6


PITCHER	IP	WLS	BF	H	R	ER	SO	BB	IBB	HBP	BLK	WP	HR	S	P	ERA	WHIP
Donovan Osborne, L ERA: 3.86 (1, 1)	7.0	W	28	6	1	1	1	2	0	0	0	0	1	28	36	1.29	1.143
Tony Fossas, L ERA: 1.35 (8, 1)	0.2		2	0	0	0	0	0	0	0	0	0	0	2	2	0.00	0.000
Dennis Eckersley, R ERA: 0.61 (8, 1)	1.1	S	5	1	0	0	2	0	0	1	0	0	0	8	9	0.00	0.750

BOTTOM

St. Louis Cardinals @ San Diego Padres
Jack Murphy Stadium, San Diego, CA

livebaseballscorecards.com

AB	32
R	1
H	7
RBI	1
BB	2
SO	3
LOB	11



WP: 0 PA: 35
PB: 0
SB: 0
CS: 0

Fri May 03 1996, 10:05 PM EDT
Att: 21,335 - Unknown - 67 F

Batter	1	2	3	4	5	6	7	8	9	AB R H RBI BB SO LOB	TOP		
Royce Clayton, R (1, 6) OBP: 0.331, SLG: 0.393	1-3 		0-0 		0-0 			0-3 		4 1 1 0 0 2 1			
Luis Alicea, S (1, 4) OBP: 0.280, SLG: 0.274	4-0 		0-1 		2-2 			3-2 		2 1 0 1 1 0 0			
Ron Gant, R (1, 7) OBP: 0.361, SLG: 0.448 David Bell, R (9, 5) OBP: 0.212, SLG: 0.280	0-0 		2-2 		3-1 			4-1 		3 2 1 2 1 0 0 0 0 0 0 0 0 0			
Ray Lankford, L (1, 8) OBP: 0.316, SLG: 0.570	1-3 		2-3 		1-3 			1-1 		4 0 0 0 0 4 0			
Brian Jordan, R (1, 9) OBP: 0.324, SLG: 0.414 Tony Fossas, L (7, 1) Mark Sweeney, L (9, PH) OBP: 0.371, SLG: 0.276 Dennis Eckersley, R (9, 1)	1-2 		0-0 		2-3 			1-1 		3 0 1 0 0 1 0 0 0 0 0 0 0 0 1 0 0 0 0 0 0 0 0 0 0 0 0 0			
John Mabry, L (1, 3) OBP: 0.333, SLG: 0.363	0-0 		0-1 		3-3 			1-1 		4 0 1 0 0 1 1			
Tom Pagnozzi, R (1, 2) OBP: 0.240, SLG: 0.458		2-2 		1-2 		0-0 				3 0 0 0 0 1 1			
Danny Sheaffer, R (1, 5) OBP: 0.383, SLG: 0.423		1-1 		0-0 		0-0 				3 0 1 0 0 0 1			
Todd Stottlemire, L (1, 1) OBP: 0.462, SLG: 0.364 Willie McGee, S (7, 9) OBP: 0.342, SLG: 0.429		1-2 		4-2 		0-3 				1 0 0 0 1 0 1 1 0 0 0 0 1 0			
Inning Stats	R: 2 H: 2 E: 0 LOB: 1 K: 2 BB: 1 S: 11 P: 18	R: 0 H: 1 E: 0 LOB: 0 K: 0 BB: 0 S: 9 P: 12	R: 1 H: 1 E: 0 LOB: 0 K: 1 BB: 0 S: 9 P: 13	R: 0 H: 1 E: 0 LOB: 1 K: 1 BB: 0 S: 8 P: 9	R: 0 H: 0 E: 0 LOB: 0 K: 0 BB: 1 S: 6 P: 12	R: 0 H: 0 E: 0 LOB: 0 K: 2 BB: 0 S: 10 P: 16	R: 0 H: 0 E: 0 LOB: 0 K: 1 BB: 0 S: 5 P: 8	R: 0 H: 0 E: 0 LOB: 0 K: 2 BB: 0 S: 9 P: 12	R: 1 H: 0 E: 1 LOB: 0 K: 1 BB: 1 S: 10 P: 19	1B: 4 SF: 1 2B: 0 SAC: 0 3B: 0 DP: 1 HR: 1 HBP: 0	WP: 0 PA: 33 PB: 0 SB: 2 CS: 1		
PITCHER	IP WLS BF H R ER SO BB IBB HBP BLK WP HR S P ERA WHIP											PITCHER	IP WLS BF H R ER SO BB IBB HBP BLK WP HR S P ERA WHIP
Sean Bergman, R (1, 1) ERA: 4.59	5.0 L 20 5 3 2 4 2 0 0 0 0 0 1 43 64 3.60 1.400												
Tim Worrell, R (6, 1) ERA: 0.59	2.0 6 0 0 0 3 0 0 0 0 0 0 0 15 24 0.00 0.000												
Bryce Florie, R (8, 1) ERA: 2.0	2.0 7 0 1 0 3 1 0 0 0 0 0 0 19 31 0.00 0.500												

St. Louis Cardinals @ San Diego Padres
 Jack Murphy Stadium, San Diego, CA
 Sat May 04 1996, 10:05 PM EDT
 Att. 44,375 - Unknown - 67 F

AB	29
R	4
H	5
RBI	3
BB	3
SO	10
LOB	5



livebaseballscorecards.com

Batter	1	2	3	4	5	6	7	8	9	AB	R	H	RBI	BB	SO	LOB
Rickey Henderson, R OBP: 0.416, SLG: 0.368 (1, 7)	4-1 BB BB BB BB BB BB	3-3 K			3-2 2B SF7 1B 2-H		2-1 L3		2-2 P3	4	1	1	1	1	1	4
Steve Finley, L OBP: 0.301, SLG: 0.336 (1, 8)	2-3 SAFE K 1-2		2-1 F8		1-1 2B		0-1 G1-3			4	0	1	0	0	1	2
Tony Gwynn, L OBP: 0.441, SLG: 0.482 (1, 9)	2-1 2B		0-0 F7		0-0 SF7			1-2 G6-3		3	0	1	1	0	0	0
Ken Caminiti, S OBP: 0.392, SLG: 0.530 (1, 5)	4-2 BB		0-0 F7		2-0 F7			1-2 L4		3	0	0	0	1	0	1
Wally Joyner, L OBP: 0.492, SLG: 0.546 (1, 3)	2-3 K			0-3 K		0-0 G1-6-3 1B		2-3 K		4	0	1	0	0	3	2
Brad Ausmus, R OBP: 0.289, SLG: 0.279 Scott Livingstone, L OBP: 0.304, SLG: 0.522 (1, 2) (9, PH)		2-3 K2-3		1-3 K		0-1 G1-6-3 1-2f		1-0 1B 2B		3	0	0	0	0	2	1
Andujar Cedeno, R OBP: 0.284, SLG: 0.369 (1, 6)		1-0 G5-3		1-0 G5-3		3-2 G3		0-3 K		4	0	0	0	0	1	1
Jody Reed, R OBP: 0.338, SLG: 0.331 (1, 4)		1-0 PB 1B		2-1 G5-3		2-1 G6-3		2-0 P4		4	0	1	0	0	0	1
Sean Bergman, R OBP: 0.125, SLG: 0.125 Chris Gwynn, L OBP: 0.308, SLG: 0.273 Tim Worrell, R OBP: 0.250, SLG: 0.474 Bryce Florie, R OBP: 0.412, SLG: 0.567 (1, 1) (5, PH) (6, 1) (7, PH) (8, 1) (9, PH)		0-3 K		2-2 1B 2B		2-1 2B		1-1 2-H 1B		1	0	0	0	0	1	1

Inning Stats	R: 0	H: 1	E: 0	LOB: 2	K: 2	BB: 2	S: 14	R: 0	H: 1	E: 1	LOB: 2	K: 3	BB: 0	S: 12	R: 0	H: 0	E: 0	LOB: 0	K: 0	BB: 0	S: 4	R: 0	H: 0	E: 0	LOB: 0	K: 2	BB: 0	S: 7	R: 2	H: 3	E: 0	LOB: 1	K: 0	BB: 0	S: 12	R: 0	H: 1	E: 0	LOB: 0	K: 0	BB: 0	S: 6	R: 0	H: 1	E: 0	LOB: 1	K: 0	BB: 0	S: 8	R: 0	H: 0	E: 0	LOB: 0	K: 1	BB: 0	S: 11	R: 1	H: 2	E: 0	LOB: 1	K: 1	BB: 0	S: 11	1B: 4	SF: 1	2B: 5	SAC: 0	3B: 0	DP: 1	HR: 0	HBP: 0
--------------	------	------	------	--------	------	-------	-------	------	------	------	--------	------	-------	-------	------	------	------	--------	------	-------	------	------	------	------	--------	------	-------	------	------	------	------	--------	------	-------	-------	------	------	------	--------	------	-------	------	------	------	------	--------	------	-------	------	------	------	------	--------	------	-------	-------	------	------	------	--------	------	-------	-------	-------	-------	-------	--------	-------	-------	-------	--------

PITCHER	IP	WLS	BF	H	R	ER	SO	BB	IBB	HBP	BLK	WP	HR	S	P	ERA	WHIP
Todd Stottlemyre, R ERA: 5.18 (1, 1)	6.2	W	28	7	2	2	7	2	0	0	0	0	0	61	105	2.70	1.350
Tony Fossas, L ERA: 1.23 (7, 1)	1.1		4	0	0	0	1	0	0	0	0	0	0	13	17	0.00	0.000
Dennis Eckersley, R ERA: 1.15 (9, 1)	1.0	S	5	2	1	1	1	0	0	0	0	0	0	11	17	9.00	2.000


BOTTOM

St. Louis Cardinals @ San Diego Padres
Jack Murphy Stadium, San Diego, CA

Sat May 04 1996, 10:05 PM EDT
Att: 44,375 - Unknown - 67 F

livebaseballscorecards.com

AB	34
R	3
H	9
RBI	3
BB	2
SO	9
LOB	13



WP: 0	PA: 37
PB: 1	
SB: 0	
CS: 0	

Batter	1	2	3	4	5	6	7	8	9	AB R H RBI BB SO LOB	TOP		
Ozzie Smith, S (1, 6) OBP: 0.200, SLG: 0.267	0-0 L3		0-0 G4-3 2-H 2B		0-0 P6		0-0 FC5-4 FC6 1-2f			4 0 1 1 0 0 1	St. Louis Cardinals @ San Diego Padres Jack Murphy Stadium, San Diego, CA Sun May 05 1996, 6:33 AM EDT Att. 27,435 - Sunny - 75 F		
Luis Alicea, S (1, 4) OBP: 0.273, SLG: 0.266 Rick Honeycutt, L (5, 1) Miguel Mejia, R (6, 8)	0-0 P5		0-0 G4-3 2-3		0-3 K		0-0 FC6 1-2f			3 0 0 0 0 1 1 0 0 0 0 0 0 0 1 0 0 0 0 0 1			
Willie McGee, S (1, 7) OBP: 0.338, SLG: 0.411	0-0 G4-3		0-3 K		4-0 WP HR BB		0-0 G6-3			3 1 0 0 1 1 1			
Ray Lankford, L (1, 8) Mark Sweeney, L (6, 9) OBP: 0.317, SLG: 0.564 OBP: 0.361, SLG: 0.267		0-0 FC4 1B	0-0 G5-3		0-3 K 1-2		0-0 F7			3 0 1 0 0 1 2 1 0 0 0 0 0 0			
Brian Jordan, R (1, 9) OBP: 0.325, SLG: 0.452 Jeff Parrett, R (6, 1) Royce Clayton, R (8, PH) OBP: 0.336, SLG: 0.398 T.J. Mathews, R (8, 1)		0-0 FC4 PB 1-2f 2B		0-0 G6-3		0-0 HR 2-H		0-0 1B		3 2 1 2 0 0 1 0 0 0 0 0 0 0 1 0 1 0 0 0 0 0 0 0 0 0 0 0			
John Mabry, L (1, 3) OBP: 0.340, SLG: 0.372		0-0 G4-3 1-H 2B		4-0 BB		0-0 G4-3		0-3 K		3 0 1 1 1 1 1			
Pat Borders, R (1, 2) OBP: 0.333, SLG: 0.371		0-0 G4-3 2-3		0-3 K		0-0 F3		0-0 F8		4 0 0 0 0 1 2			
David Bell, R (1, 5) OBP: 0.214, SLG: 0.278 (5, 4)		0-0 F7		0-0 G1-4-3		0-0 E3 FC5-4		0-0 G4-3 1B		4 0 1 0 0 0 2			
Alan Benes, R (1, 1) OBP: 0.083, SLG: 0.167 Tom Pagnozzi, R (3, PH) OBP: 0.269, SLG: 0.520 Cory Bailey, R (3, 1) Danny Sheaffer, R (5, PH) OBP: 0.373, SLG: 0.400 (5, 5)			0-0 2B 2B		0-0 P6		0-0 FC5-4 FC5-4 1-2f		0-0 G4-3 1-2f	0 0 0 0 0 0 0 1 1 1 0 0 0 0 0 0 0 0 0 0 0 3 0 0 0 0 0 2			
Inning Stats	R: 0 H: 0 E: 0 LOB: 0 K: 0 BB: 0 S: 3 P: 3	R: 1 H: 2 E: 0 LOB: 1 K: 0 BB: 0 S: 5 P: 5	R: 1 H: 2 E: 0 LOB: 1 K: 1 BB: 0 S: 7 P: 7	R: 0 H: 0 E: 0 LOB: 1 K: 1 BB: 1 S: 5 P: 9	R: 0 H: 0 E: 0 LOB: 0 K: 1 BB: 0 S: 5 P: 5	R: 2 H: 1 E: 0 LOB: 0 K: 1 BB: 1 S: 6 P: 10	R: 0 H: 0 E: 1 LOB: 1 K: 0 BB: 0 S: 4 P: 4	R: 0 H: 1 E: 0 LOB: 1 K: 1 BB: 0 S: 6 P: 6	R: 0 H: 1 E: 0 LOB: 0 K: 0 BB: 0 S: 3 P: 3	1B: 3 SF: 0 2B: 3 SAC: 0 3B: 0 DP: 1 HR: 1 HBP: 0		WP: 1 PA: 36 PB: 1 SB: 0 CS: 0	
PITCHER	IP WLS BF H R ER SO BB IBB HBP BLK WP HR S P ERA WHIP											PITCHER	IP WLS BF H R ER SO BB IBB HBP BLK WP HR S P ERA WHIP
Joey Hamilton, R (1, 1) ERA: 3.66	7.0 W 29 5 4 4 4 2 0 0 0 1 1 35 43 5.14 1.000												
Doug Bochtler, R (8, 1) ERA: 1.5	1.0 4 1 0 0 1 0 0 0 0 0 0 6 6 0.00 1.000												
Scott Sanders, R (9, 1) ERA: 4.26	1.0 3 1 0 0 0 0 0 0 0 0 0 3 3 0.00 1.000												

livebaseballscorecards.com

AB	34
R	4
H	7
RBI	4
BB	2
SO	5
LOB	14



Batter	1	2	3	4	5	6	7	8	9
Rickey Henderson, R (1, 7) Marc Newfield, R (6, 7) OBP: 0.429, SLG: 0.377 OBP: 0.420, SLG: 0.574	0-0 1B SF7 1B	4-0 G3 1B BB	0-0 SF8 FC3-8 BB		4-0 FC3-8 BB		0-0 1-2 1B		
Steve Finley, L (1, 8) OBP: 0.305, SLG: 0.339	0-0 SF7 BB 1B	0-0 G3 1B	0-0 2-3 3-H 1B		0-0 F9 1B		0-3 K		
Tony Gwynn, L (1, 9) Chris Gwynn, L (5, PR) OBP: 0.443, SLG: 0.477 OBP: 0.286, SLG: 0.250	4-0 1B SF7 2B BB	0-0 E HR 1B	0-0 F5		0-0 FC3-6 1-2f		0-3 K2-3		
Ken Caminiti, S (1, 5) Scott Livingstone, L (6, 5) OBP: 0.380, SLG: 0.517 OBP: 0.282, SLG: 0.500	0-0 SF7 1-2 2-3 3-H	0-0 L5 1-2	0-0 F8		0-0 G5-3		0-0 L6		
Wally Joyner, L (1, 3) Scott Sanders, R (9, 1) OBP: 0.496, SLG: 0.574	4-0 1B 2B IBB	0-0 2-H HR		0-0 E5 WP 1B		0-3 K		0-0 F8	
Luis Lopez, S (1, 6) OBP: 0.280, SLG: 0.458	0-0 2B G6-3 1B	0-3 K		0-0 F7		0-0 G3		0-0 1B 1B	
Jody Reed, R (1, 4) OBP: 0.355, SLG: 0.352	0-0 1-3 2-H 3-H 2B		0-0 1B SF8 1B		4-0 FC5-4 BB		0-3 K		0-0 1-2 1B
Brad Ausmus, R (1, 2) Doug Bochtler, R (8, 1) Archi Cianfrocco, R (8, PH) OBP: 0.287, SLG: 0.278 OBP: 0.300, SLG: 0.342	0-0 G6-3		0-0 SF8 1B 1B		0-0 FC5-4		0-3 K		0-0 F8
Joey Hamilton, R (1, 1) Brian Johnson, R (7, PH) OBP: 0.111, SLG: 0.111 OBP: 0.286, SLG: 0.444	0-0 F8		0-0 1B 1B		0-3 K		0-0 1B 1B		

Inning Stats	R: 5	H: 4	E: 0	LOB: 1	K: 0	P: 7	R: 3	H: 2	E: 1	LOB: 0	K: 1	P: 11	R: 2	H: 4	E: 0	LOB: 2	K: 0	P: 7	R: 0	H: 1	E: 1	LOB: 2	K: 1	P: 10	R: 0	H: 0	E: 0	LOB: 1	K: 0	P: 7	R: 0	H: 2	E: 0	LOB: 2	K: 3	P: 11	R: 0	H: 2	E: 0	LOB: 2	K: 0	P: 5				
	S: 7	BB: 2	S: 7	BB: 15	S: 7	BB: 11	S: 7	BB: 7	S: 6	BB: 10	S: 7	BB: 7	S: 7	BB: 0	S: 3	BB: 1	S: 7	BB: 7	S: 11	BB: 0	S: 5	BB: 0	S: 5	BB: 5																						

PITCHER	IP	WLS	BF	H	R	ER	SO	BB	IBB	HBP	BLK	WP	HR	S	P	ERA	WHIP
Alan Benes, R (1, 1) ERA: 6.57	2.0	L	15	6	8	8	1	2	1	0	0	0	1	14	26	36.00	4.000
Cory Bailey, R (3, 1) ERA: 4.66	2.0		12	5	2	2	1	1	0	0	0	1	0	13	17	9.00	3.000
Rick Honeycutt, L (5, 1) ERA: 4.09	1.0		4	0	0	0	0	1	0	0	0	0	0	3	7	0.00	1.000
Jeff Parrett, R (6, 1) ERA: 1.8	2.0		8	2	0	0	5	0	0	0	0	0	0	18	18	0.00	1.000
T.J. Mathews, R (8, 1) ERA: 0.49	1.0		5	2	0	0	0	0	0	0	0	0	0	5	5	0.00	2.000

AB R H RBI BB SO LOB

1 2 1 1 2 0 0	1 0 1 0 0 0 0
5 1 2 1 0 1 4	
3 2 1 1 1 0 3	1 0 0 0 0 1 2
3 0 0 1 0 0 4	1 0 0 0 0 0 0
4 2 2 2 1 1 0	0 0 0 0 0 0 0
5 1 2 1 0 1 1	
4 1 3 2 1 1 0	
4 1 1 1 0 1 3	0 0 0 0 0 0 0
1 0 0 0 0 0 2	
3 0 1 0 0 1 3	1 0 1 0 0 0 0

AB	R	H	RBI	BB	SO	LOB
37	10	15	10	5	7	22



St. Louis Cardinals @ San Diego Padres
Jack Murphy Stadium, San Diego, CA
 Sun May 05 1996, 6:33 AM EDT
 Att: 27,435 - Sunny - 75 F

WP: 1 PA: 44
 PB: 0
 SB: 1
 CS: 0

1B: 13 SF: 2
 2B: 1 SAC: 0
 3B: 0 DP: 0
 HR: 1 HBP: 0

WP	HR	S	P	ERA	WHIP
1	0	1	1		

San Diego Padres @ Pittsburgh Pirates
 Three Rivers Stadium, Pittsburgh, PA
 Wed May 08 1996, 7:05 PM EDT
 Overcast - 67 F

livebaseballscorecards.com

AB	33
R	5
H	6
RBI	4
BB	4
SO	6
LOB	7



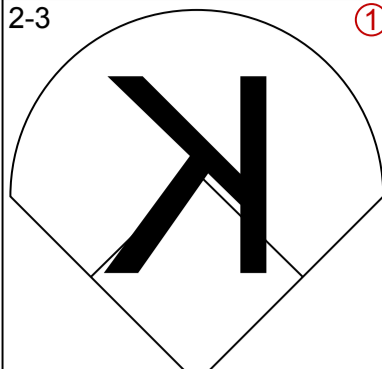
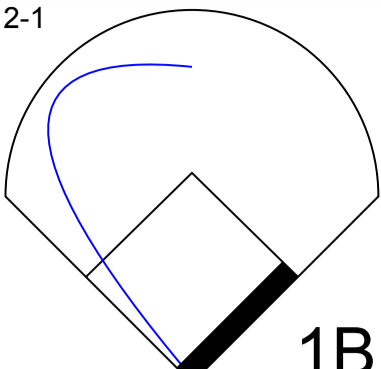
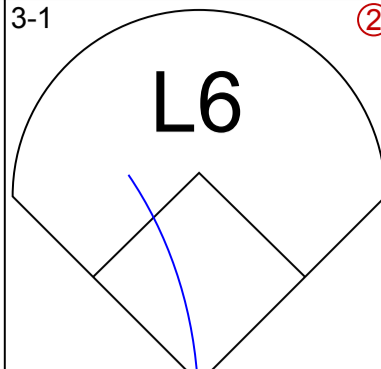
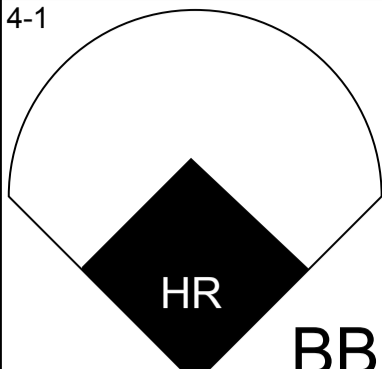
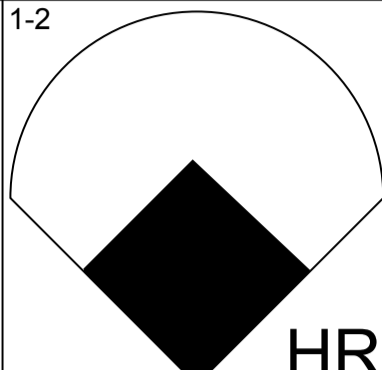
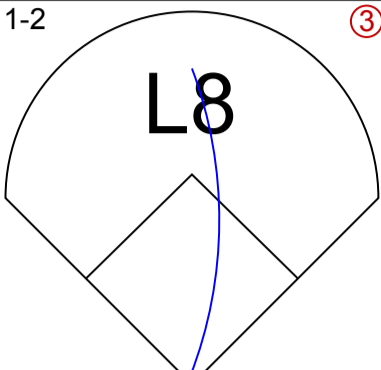
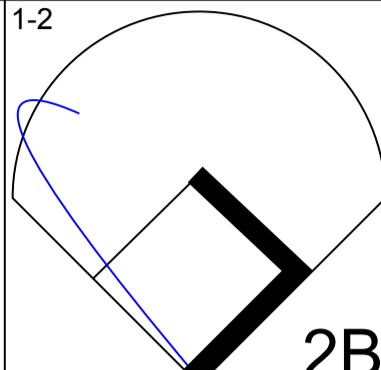
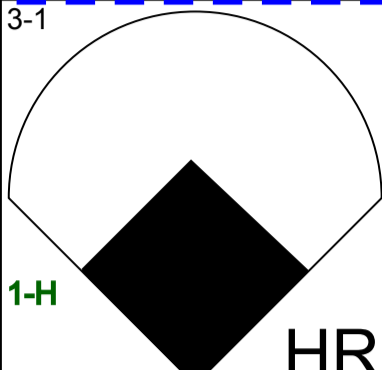
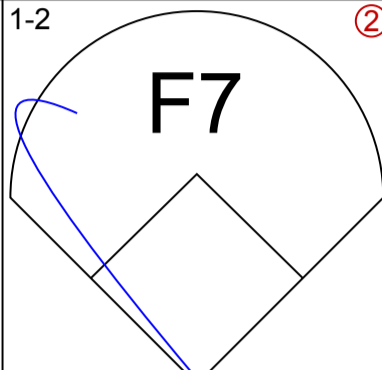
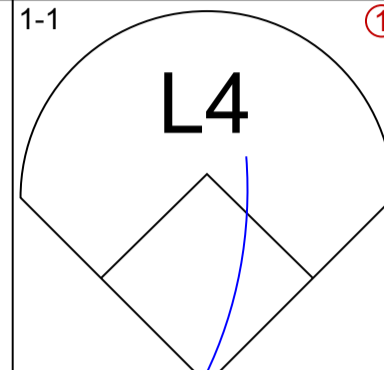
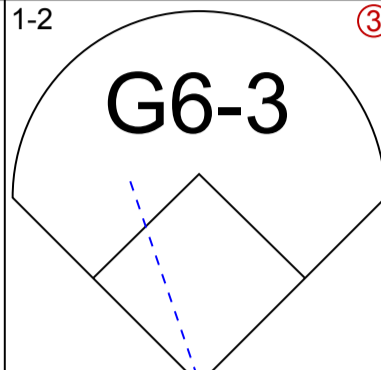
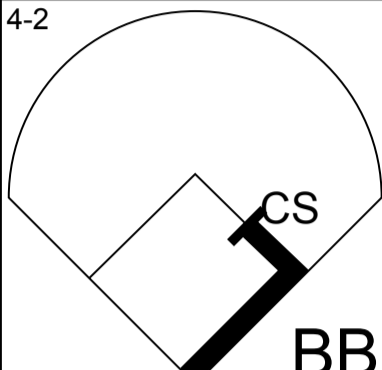
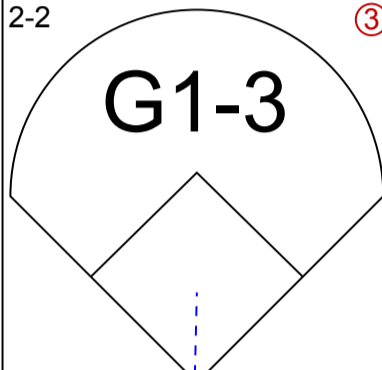
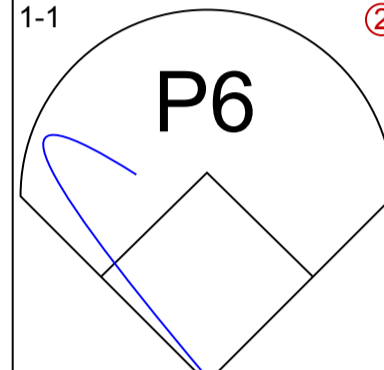
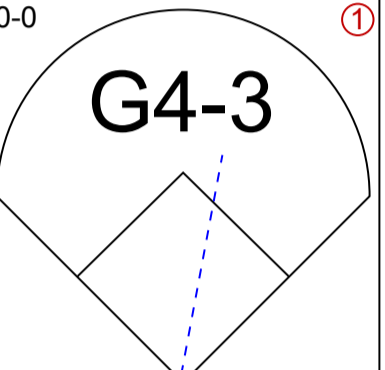
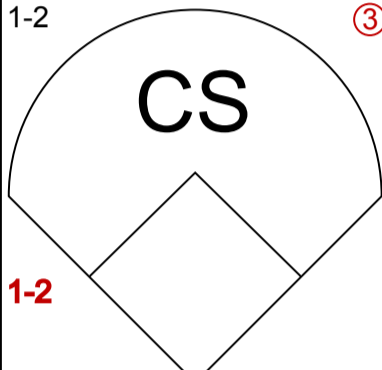
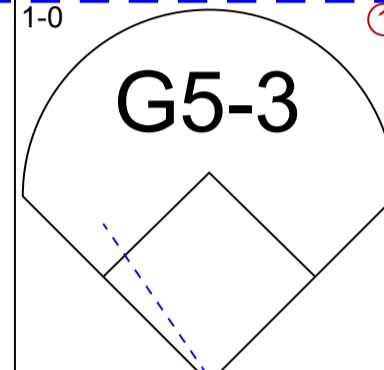
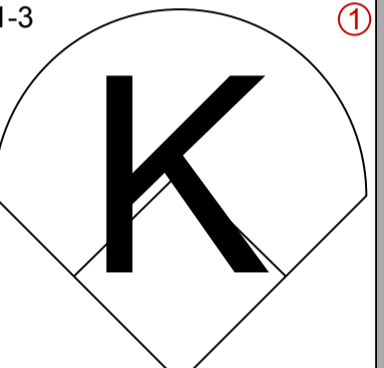
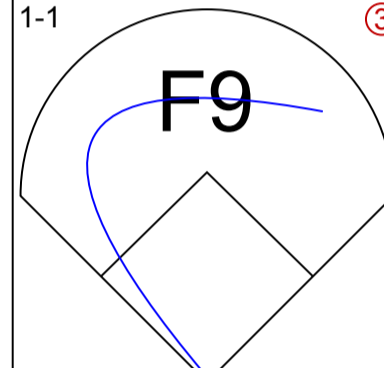
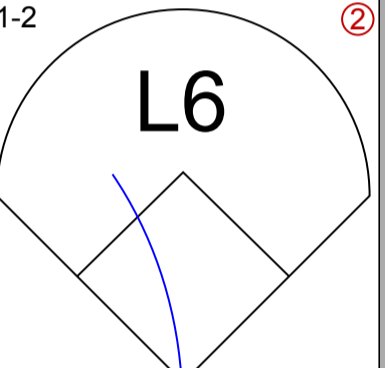
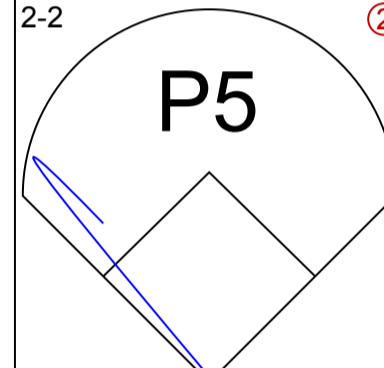
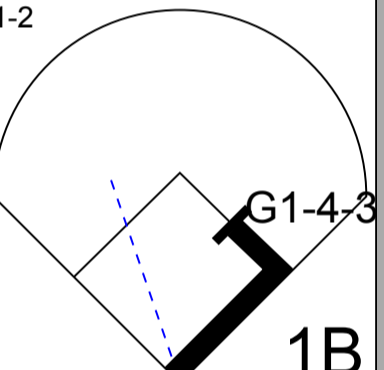
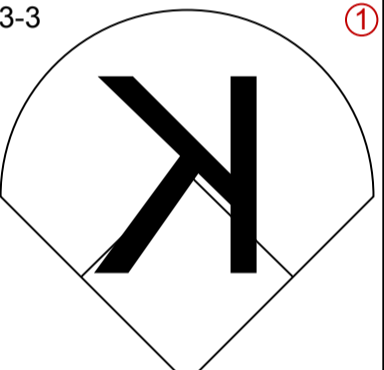
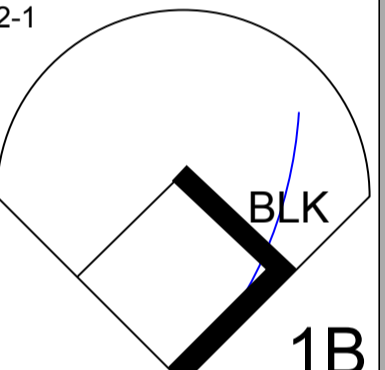
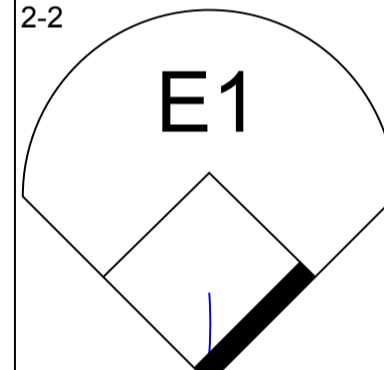
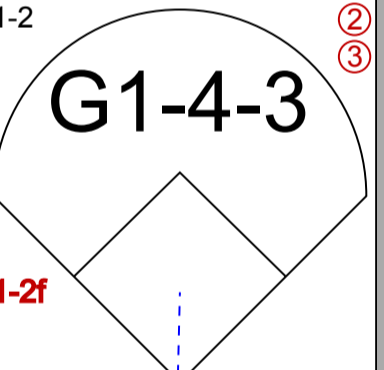
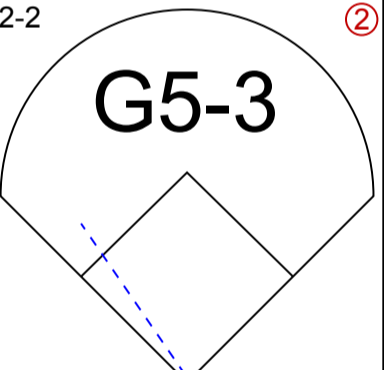
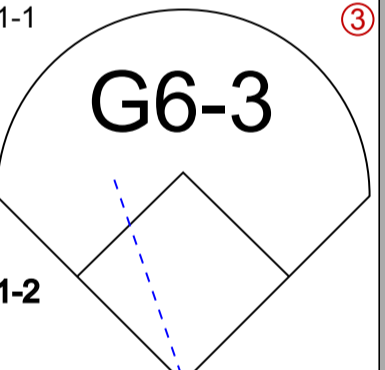
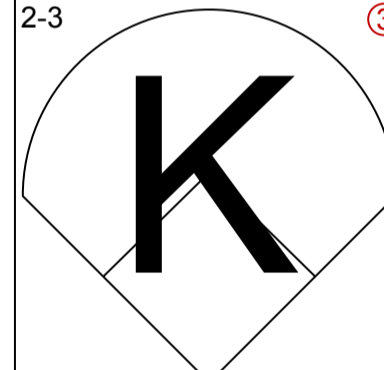
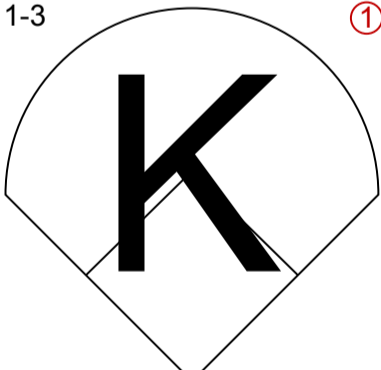
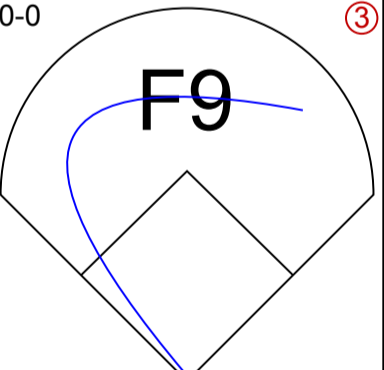
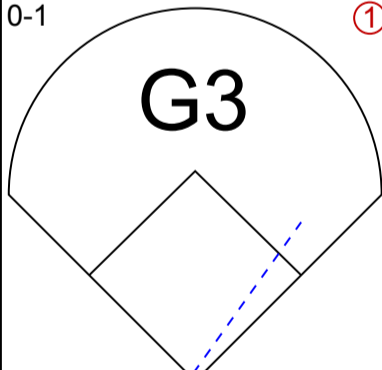
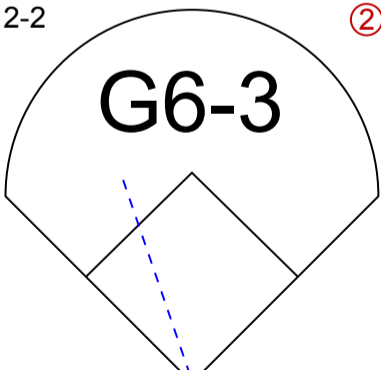
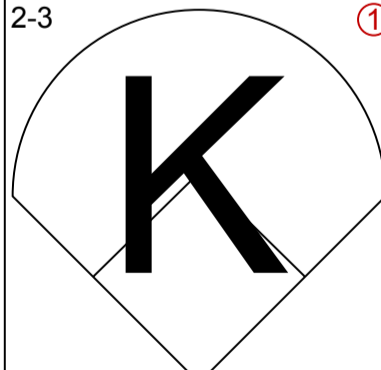
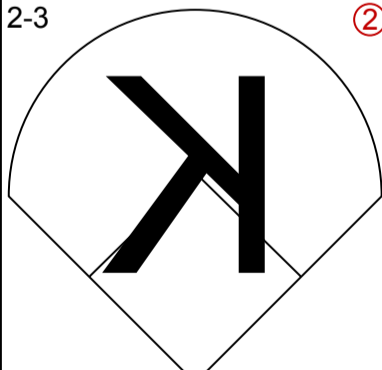
WP:	0	PA:	37
PB:	0		
SB:	4		
CS:	0		

Batter	1	2	3	4	5	6	7	8	9	AB	R	H	RBI	BB	SO	LOB
Rickey Henderson, R OBP: 0.427, SLG: 0.370 (1, 7)	0-3 K		4-1 S 1B E BB		2-0 L5		1-2 S 1B		0-0 G4-3	4	1	1	0	1	1	1
Steve Finley, L OBP: 0.310, SLG: 0.338 (1, 8)	1-2 G4-3		2-2 S 1B HR		4-1 BB		1-2 P5			3	1	1	0	1	0	1
Marc Newfield, R OBP: 0.411, SLG: 0.547 (1, 9)	4-1 HR BB		0-3 K 1-3 2-H		0-3 K				2-3 K	3	1	0	0	1	3	2
Ken Caminiti, S OBP: 0.383, SLG: 0.566 (1, 5)	2-0 1-H HR		2-1 HR		0-1 F8				0-1 F9	4	2	2	4	0	0	1
Wally Joyner, L OBP: 0.488, SLG: 0.558 (1, 3)	1-1 G3		1-1 F9						4-2 BB	3	0	0	0	1	0	0
Jody Reed, R OBP: 0.345, SLG: 0.341 (1, 4)		1-0 F9		2-0 F8		1-0 L4			0-1 F8	4	0	0	0	0	0	1
Andujar Cedeno, R OBP: 0.272, SLG: 0.352 (1, 6)		2-1 F9		0-0 P6		1-1 G6-3			1-2 P9	4	0	0	0	0	0	0
Brian Johnson, R OBP: 0.281, SLG: 0.419 (1, 2)		1-1 F8		1-0 1B					0-3 K	4	0	1	0	0	2	0
Bob Tewksbury, R (1, 1)			1-2 P4		0-0 P3				0-0 G6-3	3	0	0	0	0	0	1
Bryce Florie, R (7, 1)										0	0	0	0	0	0	0
Craig Shipley, R (9, PH)										1	0	1	0	0	0	0
Chris Gwynn, L (9, PR)										0	0	0	0	0	0	0
Trevor Hoffman, R (9, 1)										0	0	0	0	0	0	0

Batter	1	2	3	4	5	6	7	8	9
Rickey Henderson, R OBP: 0.427, SLG: 0.370 (1, 7)	0-3 K		4-1 S 1B E BB		2-0 L5		1-2 S 1B		0-0 G4-3
Steve Finley, L OBP: 0.310, SLG: 0.338 (1, 8)	1-2 G4-3		2-2 S 1B HR		4-1 BB		1-2 P5		
Marc Newfield, R OBP: 0.411, SLG: 0.547 (1, 9)	4-1 HR BB		0-3 K 1-3 2-H		0-3 K				2-3 K
Ken Caminiti, S OBP: 0.383, SLG: 0.566 (1, 5)	2-0 1-H HR		2-1 HR		0-1 F8				0-1 F9
Wally Joyner, L OBP: 0.488, SLG: 0.558 (1, 3)	1-1 G3		1-1 F9						4-2 BB
Jody Reed, R OBP: 0.345, SLG: 0.341 (1, 4)		1-0 F9		2-0 F8		1-0 L4			0-1 F8
Andujar Cedeno, R OBP: 0.272, SLG: 0.352 (1, 6)		2-1 F9		0-0 P6		1-1 G6-3			1-2 P9
Brian Johnson, R OBP: 0.281, SLG: 0.419 (1, 2)		1-1 F8		1-0 1B					0-3 K
Bob Tewksbury, R (1, 1)			1-2 P4		0-0 P3				0-0 G6-3
Bryce Florie, R (7, 1)									
Craig Shipley, R (9, PH)									
Chris Gwynn, L (9, PR)									
Trevor Hoffman, R (9, 1)									

Inning Stats	R: 2	H: 1	E: 0	K: 1	S: 11	LOB: 0	BB: 1	P: 19	R: 0	H: 0	E: 0	K: 0	S: 5	LOB: 0	BB: 0	P: 9	R: 3	H: 2	E: 1	K: 1	S: 14	LOB: 0	BB: 1	P: 24	R: 0	H: 1	E: 0	K: 0	S: 4	LOB: 1	BB: 0	P: 7	R: 0	H: 0	E: 0	K: 1	S: 7	LOB: 1	BB: 1	P: 13	R: 0	H: 0	E: 0	K: 0	S: 4	LOB: 0	BB: 0	P: 6	R: 0	H: 1	E: 0	K: 1	S: 11	LOB: 1	BB: 0	P: 14	R: 0	H: 0	E: 0	K: 1	S: 10	LOB: 1	BB: 1	P: 16	R: 0	H: 1	E: 0	K: 1	S: 9	LOB: 1	BB: 0	P: 11	1B: 4	SF: 0	2B: 0	SAC: 0	3B: 0	DP: 0	HR: 2	HBP: 0	WP: 0	PA: 37
--------------	------	------	------	------	-------	--------	-------	-------	------	------	------	------	------	--------	-------	------	------	------	------	------	-------	--------	-------	-------	------	------	------	------	------	--------	-------	------	------	------	------	------	------	--------	-------	-------	------	------	------	------	------	--------	-------	------	------	------	------	------	-------	--------	-------	-------	------	------	------	------	-------	--------	-------	-------	------	------	------	------	------	--------	-------	-------	-------	-------	-------	--------	-------	-------	-------	--------	-------	--------

PITCHER	IP	WLS	BF	H	R	ER	SO	BB	IBB	HBP	BLK	WP	HR	S	P	ERA	WHIP
Darrell May, L ERA: 9.0 (1, 1)	5.0	L	22	4	5	5	3	3	0	0	0	0	2	41	72	9.00	1.400
Lee Hancock, L ERA: 5.52 (6, 1)	2.0		7	1	0	0	1	0	0	0	0	0	0	15	20	0.00	0.500
Dan Plesac, L ERA: 5.51 (8, 1)	2.0		8	1	0	0	2	1	0	0	0	0	0	19	27	0.00	1.000

Batter	1	2	3	4	5	6	7	8	9	AB R H RBI BB SO LOB	TOP												
Rickey Henderson, R OBP: 0.430, SLG: 0.369 (1, 7)	2-3 		2-1  1B			3-1  L6		4-1  HR BB		3 1 1 0 1 1 0													
Steve Finley, L OBP: 0.322, SLG: 0.403 (1, 8)	1-2 		1-2  L8			1-2  2B		3-1  HR		4 2 3 3 0 0 1													
Tony Gwynn, L OBP: 0.436, SLG: 0.461 (1, 9)	1-2 			1-1  L4		1-2  G6-3		4-2  CS BB		3 0 0 0 1 0 1													
Ken Caminiti, S OBP: 0.372, SLG: 0.548 (1, 5)	2-2 			1-1  P6			0-0  G4-3	1-2  CS	1-0  G5-3	4 0 0 0 0 0 0													
Wally Joyner, L OBP: 0.474, SLG: 0.537 (1, 3)			1-3 		1-1  F9		1-2  L6		2-2  P5	4 0 0 0 0 1 0													
Luis Lopez, S OBP: 0.310, SLG: 0.464 (1, 6)			1-2  G1-4-3 1B		3-3 		2-1  BLK 1B		2-2  E1	4 0 2 0 0 1 0													
Jody Reed, R OBP: 0.338, SLG: 0.333 (1, 4)		1 SAFE  G1-4-3		2-2  G5-3		1-1  G6-3		1 SAFE  K		3 0 0 0 0 0 2													
Marc Newfield, R OBP: 0.405, SLG: 0.538 (9, PH)		1 SAFE								1 0 0 0 0 1 1													
Brad Ausmus, R OBP: 0.279, SLG: 0.269 (1, 2)			1-3 		0-0  F9			0-1  G3		3 0 0 0 0 1 0													
Fernando Valenzuela, L OBP: 0.091, SLG: 0.091 (1, 1)			2-2  G6-3			2-3  K		2-3  K		1 0 0 0 0 0 0													
Chris Gwynn, L OBP: 0.267, SLG: 0.231 (8, PH)										1 0 0 0 0 1 0													
Willie Blair, R (8, 1)										0 0 0 0 0 0 0													
Scott Livingstone, L OBP: 0.290, SLG: 0.490 (8, PH)										1 0 0 0 0 1 0													
Scott Sanders, R (8, 1)										0 0 0 0 0 0 0													
Doug Bochtler, R (8, 1)										0 0 0 0 0 0 0													
Inning Stats	R: 1 E: 0 K: 1 S: 15	H: 1 LOB: 0 BB: 0 P: 21	R: 0 E: 0 K: 1 S: 9	H: 1 LOB: 0 BB: 0 P: 12	R: 0 E: 0 K: 1 S: 11	H: 1 LOB: 1 BB: 0 P: 17	R: 0 E: 0 K: 1 S: 6	H: 0 LOB: 0 BB: 0 P: 9	R: 0 E: 0 K: 1 S: 7	H: 0 LOB: 0 BB: 0 P: 12	R: 0 E: 0 K: 1 S: 13	H: 1 LOB: 1 BB: 0 P: 20	R: 0 E: 0 K: 0 S: 9	H: 1 LOB: 1 BB: 0 P: 13	R: 2 E: 0 K: 1 S: 12	H: 1 LOB: 0 BB: 2 P: 26	R: 0 E: 1 K: 1 S: 12	H: 0 LOB: 1 BB: 0 P: 19	1B: 3 2B: 1 3B: 0 HR: 2	SF: 0 SAC: 0 DP: 1 HBP: 0	WP: 0 PB: 0 SB: 0 CS: 1	PA: 35	
PITCHER	IP WLS BF H R ER SO BB IBB HBP BLK WP HR S P ERA WHIP																						
Danny Darwin, R ERA: 2.6 (1, 1)	7.2		28	5	2	2	6	1	0	0	1	0	1	76	116	2.35	0.783						
Jason Christiansen, L ERA: 8.83 (8, 1)	0.1	W	2	1	1	1	0	1	0	0	0	0	1	6	14	27.00	6.000						
67 Francisco Cordova, R ERA: 2.6 (9, 1)	1.0	S	4	0	0	0	1	0	0	0	0	0	0	12	19	0.00	0.000						

San Diego Padres @ Pittsburgh Pirates
 Three Rivers Stadium, Pittsburgh, PA
 Wed May 08 1996, 7:05 PM EDT
 Att: 8,508 - Unknown - 57 F

livebaseballscorecards.com

AB	32
R	3
H	6
RBI	3
BB	2
SO	7
LOB	5



Batter	1	2	3	4	5	6	7	8	9
Jacob Brumfield, R OBP: 0.299, SLG: 0.435 (1, 8)	1-0 G1-3		2-2 G5-4-3 1B	4-2 S BB			0-1 2B		
John Wehner, R OBP: 0.318, SLG: 0.429 Al Martin, L OBP: 0.331, SLG: 0.448 (7, PH) (8, 7)	3-1 G5-3		1-0 G5-4-3 1B	3-1 L7			0-0 L8		
Jeff King, R OBP: 0.326, SLG: 0.560 (1, 4)	0-1 F9		2-1 G5-4-3			0-1 P3	1-1 G5-3		
Rich Aude, R OBP: 0.400, SLG: 0.400 Mark Johnson, L OBP: 0.347, SLG: 0.405 (1, 3) (6, 3)		1-3 K	1-0 BB 1B			1-3 K	4-2 L8 WP 1B BB		
Jay Bell, R OBP: 0.346, SLG: 0.436 (1, 6)		2-2 G1-3	4-2 1-2 BB			0-1 L7	1-2 L8		
Midre Cummings, L OBP: 0.286, SLG: 0.500 (1, 9)		0-0 1B 2B 1B	1-1 P6			0-0 G3	2-2 G6-3		
Charlie Hayes, R OBP: 0.333, SLG: 0.409 (1, 5)		1-1 2B 1B		4-2 S WP BB		1-3 K	4-1 1B BB		
Keith Osik, R OBP: 0.417, SLG: 0.531 Dave Clark, L OBP: 0.405, SLG: 0.472 18 Jason Kendall, R OBP: 0.323, SLG: 0.420 (1, 2) (8, PH) (9, 2)		1-1 2B		3-2 F9		2-2 G6-3	3-2 1B		
Danny Darwin, R OBP: 0.154, SLG: 0.231 Jason Christiansen, R (8, 1) Nelson Liriano, S OBP: 0.258, SLG: 0.322 67 Francisco Cordova, R OBP: 0.500, SLG: 0.500 (9, 1)		0-3 K		2-3 K			1-3 K	2-1 P4	

AB	R	H	RBI	BB	SO	LOB
3	1	2	0	1	0	0
3	0	1	0	0	0	2
1	0	0	0	0	0	1
4	0	0	0	0	0	3
3	0	1	1	0	2	0
0	1	0	0	1	0	0
3	0	0	0	1	0	1
4	1	1	0	0	0	3
2	1	1	0	2	1	0
3	0	1	2	0	0	1
1	0	1	1	0	0	0
0	0	0	0	0	0	0
3	0	0	0	0	3	2
0	0	0	0	0	0	0
1	0	0	0	0	0	2
0	0	0	0	0	0	0

AB	R	H	RBI	BB	SO	LOB
31	4	8	4	5	6	15

WP	PA
2	36

Inning	R	H	E	K	S	IP	WLS	BF	H	R	ER	SO	BB	IBB	HBP	BLK	WP	HR	S	P	ERA	WHIP
1	0	0	0	0	5	5.0		23	6	3	3	4	3	0	0	0	1	0	55	92	5.40	1.800
6	0	0	0	0	9	2.0	L	7	1	0	0	2	0	0	0	0	0	0	17	22	0.00	0.500
8	0	0	0	0	9	0.1		2	0	1	1	0	1	0	0	0	1	0	5	10	27.00	3.000
8	0	0	0	0	9	0.2		4	1	0	0	0	1	0	0	0	0	0	10	21	0.00	3.000

San Diego Padres @ Pittsburgh Pirates
Three Rivers Stadium, Pittsburgh, PA
 Wed May 08 1996, 7:05 PM EDT
 Att. 8,508 - Unknown - 57 F

livebaseballscores.com



Batter	1	2	3	4	5	6	7	8	9	AB R H RBI BB SO LOB	TOP										
Rickey Henderson, R OBP: 0.429, SLG: 0.364 Tim Worrell, R	4-2 G6-3 1B BB	3-2 G5-3		1-1 G6-3			2-1 G6-3 1B 1B	1-1 P4		4 2 1 0 1 0 1 0 0 0 0 0 0 0											
Steve Finley, L OBP: 0.325, SLG: 0.403	1-1 G6-3 2B 1B	0-1 G1-3		3-0 G3			0-0 G6-3 1B 1B	3-1 P5		5 2 2 0 0 0 1											
Tony Gwynn, L OBP: 0.443, SLG: 0.462	2-2 G6-3 1-2 3-H		4-2 1B S SF7 BB		1-1 G3-6-1 1B		1-1 E8 1B FC4-6 1B 1-H 2-H	1-0 G6-3		4 2 2 2 1 0 1											
Ken Caminiti, S OBP: 0.380, SLG: 0.543	4-2 2B BB		4-0 1B 1-2 BB		2-1 G3-6-1 1-2f		0-1 FC4-6 1B 2-3	1-1 G1-3		3 0 1 0 2 0 1											
Wally Joyner, L OBP: 0.474, SLG: 0.545 Marc Newfield, R OBP: 0.400, SLG: 0.530 Scott Livingstone, L OBP: 0.280, SLG: 0.480	3-1 1B 2B		1-2 1B 1-2 2-3		3-2 G1-3		2-0 FC4-6 1-2f 3-H	1-3 K		4 1 2 2 0 0 1 1 0 0 0 0 1 0 0 0 0 0 0 0 0											
Jody Reed, R OBP: 0.342, SLG: 0.336	4-1 1B BB		0-0 SF7 3-H			2-2 CS G5-3 1B	1-1 L5			2 0 1 1 1 0 1											
Andujar Cedeno, R OBP: 0.271, SLG: 0.348	0-2 FC6-4 1B 1-3 2-H		0-0 F7			1-1 G5-3 1-2	1-3 K			4 0 1 1 0 1 4											
Brad Ausmus, R OBP: 0.287, SLG: 0.271	1-2 FC6-4 1-2f		0-0 G6-3			1-0 CS 1B		4-2 G4-3 BB		3 0 1 0 1 0 4											
Andy Ashby, R OBP: 0.222, SLG: 0.353 Chris Gwynn, L OBP: 0.250, SLG: 0.214		3-2 G4-1		1-3 K		0-1 F8 1-2 2-3		2-1 G4-3		3 0 0 0 0 1 2 1 0 0 0 0 0 1											
Inning Stats	R: 3 E: 0 K: 0 S: 18	H: 3 LOB: 2 BB: 3 P: 37	R: 0 E: 0 K: 0 S: 8	H: 0 LOB: 0 BB: 0 P: 14	R: 1 E: 0 K: 0 S: 8	H: 1 LOB: 2 BB: 2 P: 17	R: 0 E: 0 K: 1 S: 6	H: 0 LOB: 0 BB: 0 P: 11	R: 0 E: 0 K: 0 S: 11	H: 1 LOB: 0 BB: 0 P: 17	R: 0 E: 0 K: 0 S: 8	H: 2 LOB: 1 BB: 0 P: 12	R: 3 E: 1 K: 1 S: 13	H: 4 LOB: 1 BB: 0 P: 20	R: 0 E: 0 K: 0 S: 11	H: 0 LOB: 1 BB: 1 P: 21	R: 0 E: 0 K: 1 S: 7	H: 0 LOB: 0 BB: 0 P: 10	1B: 10 2B: 1 3B: 0 HR: 0	SF: 1 SAC: 0 DP: 1 HBP: 0	WP: 0 PA: 41 PB: 0 SB: 1 CS: 2
PITCHER	IP WLS BF H R ER SO BB IBB HBP BLK WP HR S P ERA WHIP											PITCHER	IP WLS BF H R ER SO BB IBB HBP BLK WP HR S P ERA WHIP								
Paul Wagner, R ERA: 3.24	(1, 1) 6.0 L 27 7 4 4 1 5 0 0 0 0 0 59 108 6.00 2.000																				
Joe Boever, R ERA: 9.53	(7, 1) 2.0 11 4 3 2 1 1 0 0 0 0 0 24 41 9.00 2.500																				
Lee Hancock, L ERA: 5.17	(9, 1) 1.0 3 0 0 0 0 1 0 0 0 0 0 7 10 0.00 0.000																				

San Diego Padres @ Pittsburgh Pirates
Three Rivers Stadium, Pittsburgh, PA

Thu May 09 1996, 7:05 PM EDT
Att. 10,863 - Unknown - 82 F

livebaseballscorecards.com

AB 34
R 7
H 11
RBI 6
BB 6
SO 3
LOB 17



Batter	1	2	3	4	5	6	7	8	9	AB	R	H	RBI	BB	SO	LOB
Midre Cummings, L (1, 9) OBP: 0.240, SLG: 0.417	1-3 K		2-0 G5-3			1-2 G3		0-0 G4-3		4	0	0	0	0	1	0
Al Martin, L (1, 7) OBP: 0.342, SLG: 0.464	3-2 G4-6-3 1B			1-0 G4-3		1-0 CS 2B		1-2 1B		4	0	3	0	0	0	0
Jeff King, R (1, 4) OBP: 0.317, SLG: 0.543 Lee Hancock, L (9, 1)	1-2 G4-6-3 1-2f			1-1 F7		2-2 G5-3 2-3		1-3 K		4	0	0	0	0	1	3
Mark Johnson, L (1, 3) OBP: 0.358, SLG: 0.478				0-2 HR			1-0 2B 1B		2-1 F8	4	1	2	1	0	0	0
Jay Bell, R (1, 6) OBP: 0.343, SLG: 0.425				2-3 K			1-2 P4		4-2 G3-1 BB	3	0	0	0	1	1	1
Mike Kingery, L (1, 8) OBP: 0.231, SLG: 0.227						0-0 G4-3 1B		2-2 1-3 2B	0-1 G3-1 1-2	4	0	3	0	0	0	1
Charlie Hayes, R (1, 5) OBP: 0.326, SLG: 0.398 John Wehner, R (9, 5) OBP: 0.304, SLG: 0.409				0-1 G1-3		1-1 G4-3 1-2f		0-3 K	2-3 K	3	0	0	0	0	1	4
18 Jason Kendall, R (1, 2) OBP: 0.323, SLG: 0.418						1-2 FC4-6 1B		0-1 L3		3	0	1	0	0	0	2
Paul Wagner, R (1, 1) OBP: 0.105, SLG: 0.056 Joe Boever, R (7, 1) Nelson Liriano, S (8, PH) OBP: 0.254, SLG: 0.317 (9, 4)				1-1 G6-3		1-1 FC4-6 1-2f		0-0 F7		2	0	0	0	0	0	1

Inning Stats	R: 0	H: 1	E: 0	LOB: 0	K: 1	S: 9	P: 14	R: 0	H: 1	E: 0	LOB: 1	K: 0	S: 8	P: 13	R: 0	H: 0	E: 0	LOB: 0	K: 0	S: 5	P: 10	R: 1	H: 1	E: 0	LOB: 0	K: 1	S: 10	P: 14	R: 0	H: 2	E: 0	LOB: 1	K: 0	S: 8	P: 11	R: 0	H: 1	E: 0	LOB: 0	K: 0	S: 7	P: 11	R: 0	H: 2	E: 0	LOB: 2	K: 1	S: 16	P: 20	R: 0	H: 1	E: 0	LOB: 1	K: 1	S: 9	P: 11	R: 0	H: 0	E: 0	LOB: 1	K: 1	S: 9	P: 17	1B: 6	SF: 0	2B: 2	SAC: 0	3B: 0	DP: 2	HR: 1	HBP: 0	WP: 0	PA: 34
PITCHER	IP	WLS	BF	H	R	ER	SO	BB	IBB	HBP	BLK	WP	HR	S	P	ERA	WHIP																																																								
Andy Ashby, R (1, 1) ERA: 3.23	7.0	W	26	8	1	1	3	0	0	0	0	0	0	63	93	1.29	1.143																																																								
Tim Worrell, R (8, 1) ERA: 0.52	2.0		8	1	0	0	2	1	0	0	0	0	0	18	28	0.00	1.000																																																								

BOTTOM

San Diego Padres @ Pittsburgh Pirates
Three Rivers Stadium, Pittsburgh, PA

Thu May 09 1996, 7:05 PM EDT
 Att: 10,863 - Unknown - 82 F

AB	33
R	1
H	9
RBI	1
BB	1
SO	5
LOB	13



PITCHER	IP	WLS	BF	H	R	ER	SO	BB	IBB	HBP	BLK	WP	HR	S	P	ERA	WHIP
Andy Ashby, R (1, 1) ERA: 3.23	7.0	W	26	8	1	1	3	0	0	0	0	0	0	63	93	1.29	1.143
Tim Worrell, R (8, 1) ERA: 0.52	2.0		8	1	0	0	2	1	0	0	0	0	0	18	28	0.00	1.000

Batter	1	2	3	4	5	6	7	8	9	AB R H RBI BB SO LOB	TOP																									
Rickey Henderson, R OBP: 0.419, SLG: 0.355 (1, 7) X	0-0 P2		1-1 P2		3-2 P3		0-1 F8	3-2 F8		5 0 1 0 0 0 1																										
Steve Finley, L OBP: 0.327, SLG: 0.410 (1, 8) B C X	1-1 P5		1-3 K		1-0 1B		0-0 3B	2-1 F8		5 1 2 0 0 1 2																										
Tony Gwynn, L OBP: 0.441, SLG: 0.480 (1, 9) X	0-0 F7			0-2 G4-3	3-1 F8		1-1 2B		0-0 G6-4-3	5 1 2 1 0 0 1																										
Wally Joyner, L OBP: 0.479, SLG: 0.552 (1, 3) X		0-0 G4-3		4-1 1B	3-2 F8		1-1 3B		0-0 F7	4 2 2 1 1 0 1																										
Scott Livingstone, L OBP: 0.300, SLG: 0.467 (1, 5) X		0-0 G1-3		0-0 1B		2-0 P5	1-0 BB		3-1 G6-4-3	5 1 2 1 0 0 1																										
Jody Reed, R OBP: 0.359, SLG: 0.353 (1, 4) B C X		3-2 2B		0-1 1B	4-1 BB	4-1 G5-4-3	4-2 BB			2 0 2 1 2 0 0																										
Andujar Cedeno, R OBP: 0.270, SLG: 0.344 (1, 6) X		0-0 G5-3		0-1 1B	1-0 G5-4-3	1-2 F8				4 0 1 0 0 0 4																										
Brian Johnson, R OBP: 0.306, SLG: 0.559 (1, 2) B C X			2-0 2B	2-1 SF8		2-1 HR	2-3 K			3 1 2 2 0 1 0																										
Sean Bergman, R OBP: 0.111, SLG: 0.111 (1, 1) X			0-0 B1-4	0-0 L7		0-2 G3-1	4-2 CS			2 0 0 0 0 0 3																										
Chris Gwynn, L OBP: 0.236, SLG: 0.200 (7, PH)										0 0 0 0 0 0 0																										
Willie Blair, R (7, 1)										1 0 0 0 0 0 0																										
Marc Newfield, R OBP: 0.408, SLG: 0.530 (8, PH)										0 0 0 0 0 0 0																										
Bryce Florie, R (8, 1)										0 0 0 0 0 0 0																										
Inning Stats	R: 0 H: 0 E: 0 K: 0 S: 4	H: 0 LOB: 0 BB: 0 P: 5	R: 0 H: 1 E: 0 K: 0 S: 6	H: 1 LOB: 1 BB: 0 P: 9	R: 0 H: 1 E: 0 K: 1 S: 7	H: 1 LOB: 1 BB: 0 P: 11	R: 2 H: 3 E: 0 K: 0 S: 12	H: 3 LOB: 2 BB: 1 P: 18	R: 0 H: 2 E: 0 K: 0 S: 9	H: 2 LOB: 2 BB: 0 P: 19	R: 0 H: 0 E: 0 K: 0 S: 3	H: 0 LOB: 0 BB: 1 P: 10	R: 4 H: 5 E: 0 K: 0 S: 20	H: 5 LOB: 2 BB: 1 P: 30	R: 0 H: 1 E: 0 K: 0 S: 11	H: 1 LOB: 1 BB: 1 P: 22	R: 0 H: 1 E: 0 K: 0 S: 4	H: 1 LOB: 0 BB: 0 P: 7	1B: 8 SF: 1 2B: 4 SAC: 0 3B: 1 DP: 2 HR: 1 HBP: 0	WP: 0 PA: 41 PB: 0 SB: 0 CS: 1																
PITCHER	IP WLS BF H R ER SO BB IBB HBP BLK WP HR S P ERA WHIP																																			
Mark Portugal, R (1, 1) ERA: 5.18	6.2		29	9	4	4	1	2	0	0	0	0	1	50	83	5.40	1.650																			
Derek Lilliquist, L (7, 1) ERA:	0.0		3	3	2	2	0	0	0	0	0	0	0	5	8	∞	∞																			
Johnny Ruffin, R (7, 1) ERA: 4.34	1.0		5	1	0	0	1	2	0	0	0	0	0	15	29	0.00	3.000																			
Chuck McElroy, L (8, 1) ERA: 5.79	0.1	W	1	0	0	0	0	0	0	0	0	0	0	2	4	0.00	0.000																			
Jeff Brantley, R (9, 1) ERA: 3.38	1.0	S	3	1	0	0	0	0	0	0	0	0	0	4	7	0.00	1.000																			

San Diego Padres @ Cincinnati Reds
Riverfront Stadium, Cincinnati, OH

Fri May 10 1996, Postponed
Att. 22,508 - Unknown - 64 F

livebaseballscorecards.com

AB	36
R	6
H	14
RBI	6
BB	4
SO	2
LOB	13



BOTTOM

San Diego Padres @ Cincinnati Reds
Riverfront Stadium, Cincinnati, OH

livebaseballscorecards.com

AB	32
R	8
H	8
RBI	6
BB	4
SO	9
LOB	11



WP	2	PA	36
PB	0		
SB	4		
CS	0		

PITCHER	IP	WLS	BF	H	R	ER	SO	BB	IBB	HBP	BLK	WP	HR	S	P	ERA	WHIP
Sean Bergman, R ERA: 5.26	(1, 1)	4.1		5	5	5	4	2	0	0	0	1	1	42	72	10.38	1.615
Scott Sanders, R ERA: 4.3	(5, 1)	1.2		6	1	0	3	0	0	0	0	0	0	17	27	0.00	0.600
Willie Blair, R ERA: 3.91	(7, 1)	1.0		3	0	0	1	0	0	0	0	0	0	8	13	0.00	0.000
Bryce Florie, R ERA: 3.1	(8, 1)	1.0	L	7	2	3	1	1	1	0	0	1	0	16	30	27.00	3.000

Fri May 10 1996, Postponed
Att: 22,508 - Unknown - 64 F

Batter	1	2	3	4	5	6	7	8	9	AB	R	H	RBI	BB	SO	LOB				
Eric Owens, R OBP: 0.305, SLG: 0.250 (1, 7)										4	1	1	0	0	1	0				
Hal Morris, L OBP: 0.378, SLG: 0.437 (1, 3)										4	0	0	0	0	1	1				
Barry Larkin, R OBP: 0.372, SLG: 0.472 (1, 6)										4	2	3	1	0	0	0				
Eric Anthony, L OBP: 0.446, SLG: 0.647 (1, 9)										2	2	0	0	2	1	1				
Eric Davis, R OBP: 0.360, SLG: 0.570 Thomas Howard, S OBP: 0.214, SLG: 0.333 (1, 8) (5, PH) (6, 8)										2	2	2	3	0	0	0				
Eddie Taubensee, L OBP: 0.376, SLG: 0.466 (1, 2)										2	0	0	0	0	0	3				
Bret Boone, R OBP: 0.277, SLG: 0.390 (1, 4)										3	1	1	0	1	1	0				
Jeff Branson, L OBP: 0.371, SLG: 0.482 Derek Liliquist, L OBP: 1.000, SLG: 1.000 Johnny Ruffin, R OBP: 1.000, SLG: 1.000 Chuck McElroy, L Lenny Harris, L OBP: 0.495, SLG: 0.641 Jeff Brantley, R (7, 1) (7, 1) (8, 1) (8, PH) (9, 1)										4	0	1	2	0	0	2				
Mark Portugal, R OBP: 0.167, SLG: 0.250 Willie Greene, L OBP: 0.321, SLG: 0.490 (1, 1) (7, 5)										2	0	0	0	0	2	2				
										2	0	0	0	0	2	1				
Inning Stats	R: 0 E: 0 K: 1 S: 7	H: 0 LOB: 0 BB: 0 P: 10	R: 1 E: 0 K: 1 S: 13	H: 2 LOB: 2 BB: 1 P: 25	R: 4 E: 0 K: 0 S: 13	H: 3 LOB: 0 BB: 1 P: 25	R: 0 E: 0 K: 1 S: 6	H: 0 LOB: 0 BB: 0 P: 8	R: 0 E: 0 K: 2 S: 9	H: 1 LOB: 1 BB: 0 P: 13	R: 0 E: 0 K: 1 S: 11	H: 0 LOB: 0 BB: 0 P: 18	R: 0 E: 0 K: 1 S: 8	H: 0 LOB: 0 BB: 0 P: 13	R: 3 E: 0 K: 1 S: 16	H: 2 LOB: 1 BB: 2 P: 30	1B: 7 2B: 0 3B: 0 HR: 1	SF: 0 SAC: 0 DP: 0 HBP: 0	WP: 2 PB: 0 SB: 4 CS: 0	PA: 36

Batter	1	2	3	4	5	6	7	8	9
Eric Owens, R OBP: 0.305, SLG: 0.250 (1, 7)	2-3 		0-0 	0-0 			3-1 		
Hal Morris, L OBP: 0.378, SLG: 0.437 (1, 3)	1-1 		3-2 			1-3 	2-1 		
Barry Larkin, R OBP: 0.372, SLG: 0.472 (1, 6)	0-1 		2-1 			2-1 		2-2 	
Eric Anthony, L OBP: 0.446, SLG: 0.647 (1, 9)		2-1 	4-1 			1-3 		4-2 	
Eric Davis, R OBP: 0.360, SLG: 0.570 Thomas Howard, S OBP: 0.214, SLG: 0.333 (1, 8) (5, PH) (6, 8)		3-2 	2-0 			0-0 		0-0 	
Eddie Taubensee, L OBP: 0.376, SLG: 0.466 (1, 2)		2-0 	2-2 			3-3 		4-0 	
Bret Boone, R OBP: 0.277, SLG: 0.390 (1, 4)		1-0 	0-0 			1-2 		2-2 	
Jeff Branson, L OBP: 0.371, SLG: 0.482 Derek Liliquist, L OBP: 1.000, SLG: 1.000 Johnny Ruffin, R OBP: 1.000, SLG: 1.000 Chuck McElroy, L Lenny Harris, L OBP: 0.495, SLG: 0.641 Jeff Brantley, R (7, 1) (7, 1) (8, 1) (8, PH) (9, 1)		4-2 		2-1 		3-3 		2-2 	
Mark Portugal, R OBP: 0.167, SLG: 0.250 Willie Greene, L OBP: 0.321, SLG: 0.490 (1, 1) (7, 5)		0-3 		0-3 			0-3 	0-3 	

Batter	1	2	3	4	5	6	7	8	9	AB R H RBI BB SO LOB	TOP									
Rickey Henderson, R OBP: 0.406, SLG: 0.340 (1, 7)	G5-3		F7			K		FC6-5		4 0 0 0 0 1 2										
Steve Finley, L OBP: 0.319, SLG: 0.399 (1, 8)	F7			G3		G4-3		L4		4 0 0 0 0 0 1										
Tony Gwynn, L OBP: 0.435, SLG: 0.471 (1, 9)	F7			L8			F7		L6	4 0 1 0 0 0 0										
Andujar Cedeno, R OBP: 0.272, SLG: 0.343 (1, 5)		G5-3							L6	3 0 1 0 0 0 0										
Chris Gwynn, L OBP: 0.278, SLG: 0.200 (9, PH)				1B			P3		BB	0 0 0 0 1 0 0										
Wally Joyner, L OBP: 0.479, SLG: 0.546 (1, 3)									L4	3 0 1 0 1 1 3										
Jody Reed, R OBP: 0.357, SLG: 0.350 (1, 4)									L6	4 0 1 0 0 0 3										
Brad Ausmus, R OBP: 0.282, SLG: 0.265 (1, 2)										2 0 0 0 0 1 0										
Scott Livingstone, L OBP: 0.280, SLG: 0.452 (7, PH)										1 0 0 0 0 0 2										
Brian Johnson, R OBP: 0.306, SLG: 0.559 (7, 2)										0 0 0 0 0 0 0										
Luis Lopez, S OBP: 0.313, SLG: 0.452 (1, 6)										3 0 1 0 0 0 0										
Joey Hamilton, R OBP: 0.150, SLG: 0.200 (1, 1)										2 0 1 0 0 1 0										
Inning Stats	R: 0 H: 0 E: 0 K: 0 S: 6	H: 0 LOB: 0 BB: 0 P: 10	R: 0 H: 1 E: 0 K: 0 S: 7	H: 1 LOB: 0 BB: 0 P: 11	R: 0 H: 1 E: 0 K: 0 S: 12	H: 1 LOB: 1 BB: 0 P: 16	R: 0 H: 1 E: 0 K: 1 S: 7	H: 1 LOB: 1 BB: 0 P: 13	R: 0 H: 0 E: 0 K: 1 S: 8	H: 0 LOB: 0 BB: 0 P: 12	R: 0 H: 0 E: 0 K: 2 S: 7	H: 0 LOB: 0 BB: 0 P: 8	R: 0 H: 1 E: 0 K: 0 S: 7	H: 1 LOB: 2 BB: 1 P: 12	R: 0 H: 1 E: 0 K: 0 S: 11	H: 1 LOB: 1 BB: 0 P: 15	R: 0 H: 1 E: 0 K: 0 S: 6	H: 1 LOB: 1 BB: 1 P: 14	1B: 5 SF: 0 2B: 2 SAC: 1 3B: 0 DP: 2 HR: 0 HBP: 0	WP: 0 PA: 33 PB: 0 SB: 2 CS: 0
PITCHER	IP WLS BF H R ER SO BB IBB HBP BLK WP HR S P ERA WHIP																			
John Smiley, L ERA: 4.82 (1, 1)	6.2 W 24 4 0 0 4 1 0 0 0 0 0 0 53 81 0.00 0.750																			
Jeff Shaw, R ERA: 2.75 (7, 1)	1.0 4 1 0 0 0 0 0 0 0 0 0 0 9 12 0.00 1.000																			
Chuck McElroy, L ERA: 5.4 (8, 1)	0.1 1 0 0 0 0 0 0 0 0 0 0 0 3 4 0.00 0.000																			
Jeff Brantley, R ERA: 3.2 (9, 1)	1.0 S 4 1 0 0 0 1 0 0 0 0 0 0 6 14 0.00 2.000																			

San Diego Padres @ Cincinnati Reds
Riverfront Stadium, Cincinnati, OH
Sat May 11 1996, 7:05 PM EDT
Att. 24,983 - Unknown - 50 F

livebaseballscorecards.com

AB 30
R 0
H 6
RBI 0
BB 2
SO 4
LOB 11



Batter	1	2	3	4	5	6	7	8	9	AB	R	H	RBI	BB	SO	LOB
Thomas Howard, S OBP: 0.194, SLG: 0.296 (1, 8) (8, 7)	1-2 G4-3		1-0 G4-3			1-1 F7				3	0	0	0	0	0	0
Hal Morris, L OBP: 0.384, SLG: 0.438 (1, 3)	4-2 WP S E BB			0-0 G6-4-3 1B			0-0 G4-3			2	1	1	0	1	0	0
Barry Larkin, R OBP: 0.379, SLG: 0.473 (1, 6)	2-2 G4-6-3 1B			0-1 G6-4-3 1-2f			4-1 1B BB			2	0	1	0	1	0	1
Eric Anthony, L OBP: 0.441, SLG: 0.630 (1, 9)	1-0 G4-6-3 1-2f			1-0 G3			1-1 1-3 1B			3	0	1	0	0	0	1
Willie Greene, L OBP: 0.305, SLG: 0.462 Chuck McElroy, L (8, 1) Bret Boone, R OBP: 0.277, SLG: 0.390 (9, 4)		0-3 K			3-2 G6-3		1-0 P5			3	0	0	0	0	1	2
Jeff Branson, L OBP: 0.360, SLG: 0.466 (1, 5)			3-2 F7			2-1 F8		0-3 K		3	0	0	0	0	1	2
Lenny Harris, L OBP: 0.378, SLG: 0.595 Jeff Brantley, R (9, 1)			1-1 G4-3			0-2 G1-3		2-2 F8		3	0	0	0	0	0	0
Joe Oliver, R OBP: 0.229, SLG: 0.311 (1, 2)				0-0 F8			0-2 G3-1		0-2 F8	3	0	0	0	0	0	0
John Smiley, L OBP: 0.294, SLG: 0.294 Jeff Shaw, R (7, 1) Eric Davis, R OBP: 0.357, SLG: 0.564 (8, 8)			0-1 G5-3			2-0 G5-3		2-3 K		2	0	0	0	0	0	0
										1	0	0	0	0	1	0

Inning Stats	R: 1	H: 1	E: 0	LOB: 0	K: 0	P: 18	R: 0	H: 0	E: 0	LOB: 0	K: 1	P: 8	R: 0	H: 0	E: 0	LOB: 0	K: 0	P: 5	R: 0	H: 1	E: 0	LOB: 0	K: 0	P: 5	R: 0	H: 0	E: 0	LOB: 0	K: 0	P: 15	R: 0	H: 0	E: 0	LOB: 0	K: 0	P: 9	R: 0	H: 1	E: 0	LOB: 2	K: 1	P: 14	R: 0	H: 0	E: 0	LOB: 0	K: 1	P: 14
	1B: 3	2B: 0	3B: 0	HR: 0	SF: 0	SAC: 0	DP: 2	HBP: 0	1B: 3	2B: 0	3B: 0	HR: 0	SF: 0	SAC: 0	DP: 2	HBP: 0	1B: 3	2B: 0	3B: 0	HR: 0	SF: 0	SAC: 0	DP: 2	HBP: 0	1B: 3	2B: 0	3B: 0	HR: 0	SF: 0	SAC: 0	DP: 2	HBP: 0	1B: 3	2B: 0	3B: 0	HR: 0	SF: 0	SAC: 0	DP: 2	HBP: 0	1B: 3	2B: 0	3B: 0	HR: 0	SF: 0	SAC: 0	DP: 2	HBP: 0

PITCHER	IP	WLS	BF	H	R	ER	SO	BB	IBB	HBP	BLK	WP	HR	S	P	ERA	WHIP	PITCHER	IP	WLS	BF	H	R	ER	SO	BB	IBB	HBP	BLK	WP	HR	S	P	ERA	WHIP														
Joey Hamilton, R ERA: 3.29 (1, 1)	8.0	L	27	3	1	1	3	2	0	0	0	1	0	60	92	1.12	0.625																																

BOTTOM

San Diego Padres @ Cincinnati Reds
Riverfront Stadium, Cincinnati, OH
Sat May 11 1996, 7:05 PM EDT
Att: 24,983 - Unknown - 50 F

livebaseballscorecards.com

AB	25
R	1
H	3
RBI	0
BB	2
SO	3
LOB	6



WP: 1	PA: 27
PB: 0	
SB: 1	
CS: 0	

Batter	1	2	3	4	5	6	7	8	9	AB R H RBI BB SO LOB	TOP	
Steve Finley, L (1, 8) OBP: 0.315, SLG: 0.388	1-0 L7		1-2 G6-3		2-1 G1-3		4-1 1B S 1-2 1B BB	0-0 F9		4 1 0 0 1 0 3		
Jody Reed, R (1, 4) OBP: 0.352, SLG: 0.345	2-2 F8		2-2 G6-3		0-1 L7		1-1 1B CS 1-3 2-H 1B	1-0 G4-3		5 0 1 1 0 0 3		
Tony Gwynn, L (1, 9) OBP: 0.433, SLG: 0.467	2-2 G4-3		0-0 F8		2-1 1B		0-0 CS 1-3 2B 1B		1-0 F8	5 1 2 1 0 0 0		
Wally Joyner, L (1, 3) OBP: 0.470, SLG: 0.540		3-2 F7		1-0 F8	0-0 F7		1-1 SAFE 1B 1-H 3-H 2B		1-3 K	5 0 1 1 0 1 1		
Scott Livingstone, L (1, 5) OBP: 0.278, SLG: 0.417		2-2 1B 1B		0-0 L3		0-0 L4	1-1 P6		1-2 G3-1	5 1 1 0 0 0 2		
Chris Gwynn, L (1, 7) OBP: 0.333, SLG: 0.235		0-0 1B 1B		4-2 BB 2B BB		3-2 G4-3		4-2 WP BB FC6-2 BB		2 1 1 0 1 0 0		
Tim Worrell, R (6, 1)		1-2 1B 1B								0 0 0 0 1 0 0		
Trevor Hoffman, R (9, 1)										0 0 0 0 0 0 0		
Luis Lopez, S (1, 6) OBP: 0.333, SLG: 0.424		1-3 K		4-0 2B 1-2 BB		0-0 G6-3		4-0 FC6-2 WP 1-2 BB		2 0 0 0 2 1 2		
Brian Johnson, R (1, 2) OBP: 0.359, SLG: 0.622		0-1 1B		0-1 2B		0-0 S BB 1B 1B		2-2 FC6-2 BB		3 0 3 2 0 0 0		
Brad Ausmus, R (7, PR) OBP: 0.279, SLG: 0.263		1-3 2-H 1B		1-3 2-H 2B				1-3 2-H BB		1 1 0 0 0 0 2		
Bob Tewksbury, R (1, 1)		1-2 K		2-3 K			2-1 F7	4-0 BB		2 0 0 0 0 2 4		
Rickey Henderson, R (6, 7)								1-2 BB		1 0 0 0 1 0 1		
Inning Stats	R: 0 H: 0 E: 0 LOB: 0 K: 0 BB: 0 S: 8 P: 13	R: 1 H: 3 E: 0 LOB: 2 K: 2 BB: 0 S: 19 P: 26	R: 0 H: 0 E: 0 LOB: 0 K: 0 BB: 0 S: 7 P: 10	R: 1 H: 1 E: 0 LOB: 2 K: 1 BB: 2 S: 10 P: 21	R: 0 H: 1 E: 0 LOB: 1 K: 0 BB: 0 S: 7 P: 11	R: 0 H: 0 E: 0 LOB: 0 K: 0 BB: 0 S: 9 P: 12	R: 3 H: 4 E: 0 LOB: 2 K: 0 BB: 1 S: 11 P: 20	R: 0 H: 0 E: 0 LOB: 3 K: 0 BB: 3 S: 9 P: 24	R: 0 H: 0 E: 0 LOB: 0 K: 1 BB: 0 S: 7 P: 10	1B: 7 SF: 0 2B: 2 SAC: 0 3B: 0 DP: 0 HR: 0 HBP: 0	WP: 1 PA: 41 PB: 0 SB: 2 CS: 2	
PITCHER	IP WLS BF H R ER SO BB IBB HBP BLK WP HR S P ERA WHIP											
Dave Burba, R (1, 1) ERA: 3.97	6.1 L 29 7 5 5 3 3 0 0 0 0 0 0 66 106 7.11 1.579											
Chuck McElroy, L (7, 1) ERA: 6.35	0.2 3 2 0 0 0 0 0 0 0 0 0 0 5 7 0.00 3.000											
Marcus Moore, R (8, 1) ERA: 4.02	0.1 4 0 0 0 0 3 0 0 0 1 0 0 7 21 0.00 9.000											
Derek Lilliquist, L (8, 1) ERA: 10.8	1.2 5 0 0 0 0 1 0 0 0 0 0 0 9 13 0.00 0.000											

San Diego Padres @ Cincinnati Reds
 Riverfront Stadium, Cincinnati, OH
 Sun May 12 1996, 3:33 AM EDT
 Att. 22,786 - Sunny - 50 F

AB	35
R	5
H	9
RBI	5
BB	6
SO	4
LOB	18



livebaseballscorecards.com

Batter	1	2	3	4	5	6	7	8	9	AB R H RBI BB SO LOB
Vince Coleman, S (1, 7) OBP: 0.244, SLG: 0.234	2-3 K		0-2 S 1B		2-1 G6-3		1-1 F8			4 0 1 0 0 1 2
Hal Morris, L (1, 3) OBP: 0.387, SLG: 0.447	2-2 FC6 2B		0-0 F7		3-2 G4-3			1-2 G6-4-3 1B		4 0 2 0 0 0 1
Barry Larkin, R (1, 6) OBP: 0.368, SLG: 0.456	2-1 FC6 FC4-6		2-2 K			0-1 F9		1-1 G6-4-3 1-2f		4 0 0 0 0 1 3
Eric Anthony, L (1, 9) OBP: 0.417, SLG: 0.586	0-0 FC4-6 1-2f			2-2 P6		3-2 G3-1		1-3 K		4 0 0 0 0 1 1
Bret Boone, R (1, 4) OBP: 0.279, SLG: 0.387		1-1 F8		1-0 FC1-6 1B		0-3 K			3-3 K	3 0 1 0 0 1 0
Chuck McElroy, L (7, 1)										0 0 0 0 0 0 0
Marcus Moore, S (8, 1)										0 0 0 0 0 0 0
Derek Lilliquist, L (8, 1)										0 0 0 0 0 0 0
Willie Greene, L (9, PH) OBP: 0.300, SLG: 0.453										1 0 0 0 0 1 0
Thomas Howard, S (1, 8) OBP: 0.229, SLG: 0.300		4-2 E BB		1-0 FC1-6 1B 1-2f		0-2 F7		3-1 G4-3 1B		3 0 1 0 1 0 1
Chris Sabo, R (1, 5) OBP: 0.358, SLG: 0.447		2-3 SAFE K		3-2 SAFE X K		4-2 1B BB		3-1 G4-3		2 0 1 0 1 1 1
Lenny Harris, L (9, PH) OBP: 0.370, SLG: 0.581		SAFE 1 SAFE 1 SAFE 1 SAFE S		SAFE 1 SAFE 1 SAFE 1 SAFE F		1-2 1B		1-2 BB		1 0 0 0 0 0 1
Joe Oliver, R (1, 2) OBP: 0.235, SLG: 0.313										3 0 1 0 0 0 3
Eddie Taubensee, L (9, PH) OBP: 0.382, SLG: 0.466										0 0 0 0 1 0 0
Dave Burba, R (1, 1)										2 0 0 0 0 0 0
Jeff Branson, L (7, 4) OBP: 0.353, SLG: 0.456										2 0 0 0 0 0 4

BOTTOM	
San Diego Padres @ Cincinnati Reds Riverfront Stadium, Cincinnati, OH Sun May 12 1996, 3:33 AM EDT Att: 22,786 - Sunny - 50 F	
AB 33 R 0 H 7 RBI 0 BB 3 SO 6 LOB 17	

Inning Stats		R: 0 H: 1 E: 0 K: 1 S: 10		R: 0 H: 0 E: 1 K: 1 S: 8		R: 0 H: 1 E: 0 K: 1 S: 9		R: 0 H: 2 E: 0 K: 0 S: 10		R: 0 H: 0 E: 0 K: 1 S: 7		R: 0 H: 1 E: 0 K: 0 S: 13		R: 0 H: 1 E: 0 K: 1 S: 8		R: 0 H: 1 E: 0 K: 1 S: 10		1B: 6 SF: 0 2B: 1 SAC: 0 3B: 0 DP: 1 HR: 0 HBP: 0		WP: 0 PA: 36	
PITCHER	IP	WLS	BF	H	R	ER	SO	BB	IBB	HBP	BLK	WP	HR	S	P	ERA	WHIP				
Bob Tewksbury, R (1, 1) ERA: 4.89	5.0	W	20	4	0	0	3	1	0	0	0	0	0	44	70	0.00	1.000				
Tim Worrell, R (6, 1) ERA: 0.44	3.0		11	2	0	0	2	1	0	0	0	0	0	30	42	0.00	1.000				
Trevor Hoffman, R (9, 1) ERA: 1.1	1.0		5	1	0	0	1	1	0	0	0	0	0	10	24	0.00	2.000				

Batter	1	2	3	4	5	6	7	8	9	AB R H RBI BB SO LOB	TOP												
Lance Johnson, L OBP: 0.302, SLG: 0.416 (1, 8) C B X	1-1 G4-3 1B		0-0 G4-3 2-3			2-1 F7		0-0 G4-6-3 1-2f		4 0 1 0 0 0 3													
Edgardo Alfonzo, R OBP: 0.255, SLG: 0.250 (1, 4) C SAFE B 1 SAFE X	1-2 G4-3		1-1 F8			1-3 K		2-3 K		4 0 0 0 0 2 3													
Bernard Gilkey, R OBP: 0.369, SLG: 0.525 (1, 7) B X	1-0 L9				3-2 G5-3	3-2 2B 1-H			0-0 F8	4 0 1 1 0 0 1													
Jeff Kent, R OBP: 0.321, SLG: 0.421 (1, 5) B SAFE X	1-2 F7				0-0 G5-3	1-2 F9			1-1 DI 1B	4 1 1 0 0 0 2													
Todd Hundley, S OBP: 0.346, SLG: 0.550 (1, 2) C B B C		3-2 G6-3			3-2 F9			3-2 L8	2-2 L7	4 0 0 0 0 0 1													
Butch Huskey, R OBP: 0.267, SLG: 0.310 (1, 9) C T B X		1-2 L8			1-1 F8			1-2 G4-3 WP 1B	0-1 DI 1B 1-H	4 0 2 1 0 0 0													
Rico Brogna, L OBP: 0.385, SLG: 0.520 (1, 3) C C T B		1-3 K			4-0 G4-6-3 BB			2-2 G4-3 1-3	2-3 K 1-2	3 0 0 0 1 2 2													
Rey Ordóñez, R OBP: 0.325, SLG: 0.364 (1, 6) B C X			2-1 G4-3 SH1-3 1B		0-1 G4-6-3 1-2f			0-3 K		3 0 1 0 0 1 2													
Jason Isringhausen, R OBP: 0.288, SLG: 0.333 Carl Everett, S OBP: 0.355, SLG: 0.269 Doug Henry, R Bob MacDonald, L Jerry Dipoto, R	(1, 1) (8, PH) (8, 1) (8, 1) (8, 1)	0-1 SH1-3			1-2 2B 1B			4-2 G4-6-3 BB		1 1 1 0 0 0 0 0 0 0 0 1 0													
Inning Stats	R: 0 E: 0 K: 0 S: 9	H: 1 LOB: 1 BB: 0 P: 13	R: 0 E: 0 K: 1 S: 9	H: 0 LOB: 0 BB: 0 P: 14	R: 0 E: 0 K: 0 S: 7	H: 1 LOB: 1 BB: 0 P: 10	R: 0 E: 0 K: 0 S: 11	H: 0 LOB: 0 BB: 0 P: 17	R: 0 E: 0 K: 0 S: 4	H: 0 LOB: 0 BB: 1 P: 9	R: 1 E: 0 K: 1 S: 15	H: 2 LOB: 1 BB: 0 P: 23	R: 0 E: 0 K: 1 S: 13	H: 1 LOB: 1 BB: 0 P: 19	R: 0 E: 0 K: 1 S: 8	H: 0 LOB: 0 BB: 1 P: 14	R: 1 E: 0 K: 1 S: 11	H: 2 LOB: 1 BB: 0 P: 16	1B: 6 2B: 1 3B: 0 HR: 0	SF: 0 SAC: 1 DP: 2 HBP: 0	WP: 1 PB: 0 SB: 0 CS: 0	PA: 34	
PITCHER	IP WLS BF H R ER SO BB IBB HBP BLK WP HR S P ERA WHIP																				PITCHER	IP WLS BF H R ER SO BB IBB HBP BLK WP HR S P ERA WHIP	
Fernando Valenzuela, L ERA: 2.93 Doug Bochtler, R ERA: 1.29 Willie Blair, R ERA: 4.13	(1, 1) (7, 1) (9, 1)	6.2 W 25 5 1 1 2 1 0 0 0 1 0 65 102 1.35 0.900																					

New York Mets @ San Diego Padres
Jack Murphy Stadium, San Diego, CA

Mon May 13 1996, 10:05 PM EDT
Att. 12,829 - Unknown - 66 F

livebaseballscorecards.com

AB	31
R	2
H	7
RBI	2
BB	2
SO	5
LOB	14



Batter	1	2	3	4	5	6	7	8	9
Rickey Henderson, R (1, 7) OBP: 0.410, SLG: 0.337	4-1 BB G4-6-3		1-1 F8		1-0 P4			2-1 1B	
Steve Finley, L (1, 8) OBP: 0.320, SLG: 0.391	1-0 SAFE G4-6-3 1-2f		0-0 1B		1-2 G6-3			2-1 SAFE L9 1B 1-H	
Tony Gwynn, L (1, 9) OBP: 0.427, SLG: 0.459	2-3 K		3-2 SAFE SAFE G1-3 2-3		0-0 L6			0-0 2B 1B 1-2	
Ken Caminiti, S (1, 5) OBP: 0.384, SLG: 0.538		2-2 1B 1B		4-0 1B SF8 BB		2-1 L7		2-1 L9 2-3	
Wally Joyner, L (1, 3) OBP: 0.477, SLG: 0.543		2-0 G4-6-3 1B 1-2		1-2 FC4-6 1B 1-3		0-3 K		4-2 2B BB 1-2	
Brian Johnson, R (1, 2) OBP: 0.372, SLG: 0.650		1-2 G4-6-3 1B 1-2 2-H		1-0 SF8 3-H		1-1 G6-3		0-0 1-3 2-H 3-H 2B	
Jody Reed, R (1, 4) OBP: 0.343, SLG: 0.336		0-2 G4-6-3 1-2f 2-3		1-0 L7 3-H		0-0 F7		3-3 K 3-3	
Andujar Cedeno, R (1, 6) OBP: 0.264, SLG: 0.333		0-0 G6-3		0-1 FC4-6 1-2f		1-0 G5-3			
Fernando Valenzuela, L (1, 1) OBP: 0.154, SLG: 0.154			2-2 G1-3 1B		1-3 K			0-0 G3-1	
Doug Bochtler, R (7, 1) ERA: 3.66									
Scott Livingstone, L (8, PH) OBP: 0.270, SLG: 0.405									
Willie Blair, R (9, 1) ERA: 4.02									

Inning Stats	R: 0	H: 0	E: 0	K: 1	S: 6	R: 1	H: 3	E: 0	K: 0	S: 11	R: 0	H: 2	E: 0	K: 0	S: 10	R: 1	H: 1	E: 0	K: 0	S: 7	R: 0	H: 0	E: 0	K: 1	S: 7	R: 0	H: 0	E: 0	K: 0	S: 6	R: 0	H: 0	E: 0	K: 0	S: 4	R: 3	H: 4	E: 0	K: 1	S: 15
	LOB: 0	BB: 1	P: 13	LOB: 1	BB: 0	P: 16	LOB: 1	BB: 0	P: 16	LOB: 0	BB: 0	P: 10	LOB: 0	BB: 0	P: 8	LOB: 0	BB: 0	P: 6	LOB: 2	BB: 1	P: 28	LOB: 0	BB: 0	P: 10	LOB: 0	BB: 0	P: 6	LOB: 0	BB: 0	P: 6	LOB: 2	BB: 1	P: 28	LOB: 0	BB: 0	P: 28				

PITCHER	IP	WLS	BF	H	R	ER	SO	BB	IBB	HBP	BLK	WP	HR	S	P	ERA	WHIP
Jason Isringhausen, R (1, 1) ERA: 3.66	7.0	L	26	6	2	2	3	2	0	0	0	0	0	51	83	2.57	1.143
Doug Henry, R (8, 1) ERA: 5.95	0.1		3	2	2	2	0	0	0	0	0	0	0	5	9	54.00	6.000
Bob MacDonald, L (8, 1) ERA: 3.86	0.1		4	2	1	1	0	1	0	0	0	0	0	6	12	27.00	9.000
Jerry Dipoto, R (8, 1) ERA: 4.02	0.1		1	0	0	0	1	0	0	0	0	0	0	4	7	0.00	0.000


BOTTOM

New York Mets @ San Diego Padres
Jack Murphy Stadium, San Diego, CA

Mon May 13 1996, 10:05 PM EDT
Att: 12,829 - Unknown - 66 F

AB	R	H	RBI	BB	SO	LOB
3	1	1	0	1	0	1
4	1	2	1	0	0	1
4	1	1	0	0	1	2
3	2	1	0	1	0	2
3	0	2	0	1	1	0
3	0	2	4	0	0	0
4	0	0	0	0	1	5
3	0	0	0	0	0	2
2	0	1	0	0	1	0
0	0	0	0	0	0	0
1	0	0	0	0	0	0
0	0	0	0	0	0	0

AB	30
R	5
H	10
RBI	5
BB	3
SO	4
LOB	13



WP: 0	PA: 34
PB: 0	
SB: 1	
CS: 0	

PITCHER	IP	WLS	BF	H	R	ER	SO	BB	IBB	HBP	BLK	WP	HR	S	P	ERA	WHIP
Jason Isringhausen, R (1, 1) ERA: 3.66	7.0	L	26	6	2	2	3	2	0	0	0	0	0	51	83	2.57	1.143
Doug Henry, R (8, 1) ERA: 5.95	0.1		3	2	2	2	0	0	0	0	0	0	0	5	9	54.00	6.000
Bob MacDonald, L (8, 1) ERA: 3.86	0.1		4	2	1	1	0	1	0	0	0	0	0	6	12	27.00	9.000
Jerry Dipoto, R (8, 1) ERA: 4.02	0.1		1	0	0	0	1	0	0	0	0	0	0	4	7	0.00	0.000

Batter	1	2	3	4	5	6	7	8	9	AB R H RBI BB SO LOB	TOP		
Lance Johnson, L (1, 8) OBP: 0.305, SLG: 0.412	1-1 F8	1-0 E6		0-1 G4-6-3 1B			2-1 G6-3		4-0 WP DI BB	4 0 1 1 1 0 2			
Edgardo Alfonzo, R (1, 4) OBP: 0.255, SLG: 0.250 Todd Hundley, S (9, PH) OBP: 0.343, SLG: 0.545	2-1 G6-3		1-0 G4-3	1-2 G4-6-3 1-2f			0-0 1B		2-3 K 1-3	4 0 1 0 0 0 2 1 0 0 0 0 1 1			
Bernard Gilkey, R (1, 7) OBP: 0.373, SLG: 0.538 Chris Jones, R (8, 7) OBP: 0.256, SLG: 0.433	2-1 2B		2-1 2B		2-2 P4		1-3 K			4 0 2 0 0 1 1 0 0 0 0 0 0 0			
Rico Brogna, L (1, 3) OBP: 0.380, SLG: 0.505	2-2 G4-3		4-1 HR BB		1-3 K			1-0 G3-1		3 1 0 0 1 1 1			
Jeff Kent, R (1, 5) OBP: 0.319, SLG: 0.438		1-3 K	0-2 HR		0-1 P5			3-3 K		4 1 1 2 0 2 0			
Carl Everett, S (1, 9) OBP: 0.371, SLG: 0.276		4-1 1B BB	1-3 K		0-2 G5-3			3-1 FC6-4 1B		3 1 1 0 1 1 0			
Brent Mayne, L (1, 2) OBP: 0.333, SLG: 0.429		1-3 K		2-1 1B WP 1B 1B		0-2 G4-3		2-2 FC6-4 1-2f		4 1 1 0 0 1 2			
Rey Ordonez, R (1, 6) OBP: 0.333, SLG: 0.372 Bob MacDonald, L (6, 1) Jerry Dipoto, R (8, 1) Kevin Roberson, S (9, PH) OBP: 0.326, SLG: 0.412		0-0 E 1B E6 1B		2-1 1B 1B 1B		0-3 K			1-3 K	3 0 2 0 0 1 0 0 0 0 0 0 0 0 0 0 0 0 0 0 0 1 0 0 0 0 1 0			
Paul Wilson, R (1, 1) OBP: 0.125, SLG: 0.125 Dave Mlicki, R (4, 1) Tim Bogar, R (6, 6) Jose Vizcaino, S (9, PH) OBP: 0.384, SLG: 0.452		0-0 E6 1B		2-3 K			0-2 G3-1		1-3 K	2 0 1 1 0 1 2 0 0 0 0 0 0 0 1 0 0 0 0 0 0 1 0 0 0 0 1 0			
Inning Stats	R: 0 H: 1 E: 0 LOB: 1 K: 0 BB: 0 S: 9 P: 16	R: 1 H: 2 E: 1 LOB: 2 K: 2 BB: 1 S: 10 P: 17	R: 2 H: 2 E: 0 LOB: 0 K: 1 BB: 1 S: 10 P: 18	R: 1 H: 3 E: 0 LOB: 1 K: 1 BB: 0 S: 13 P: 19	R: 0 H: 0 E: 0 LOB: 0 K: 1 BB: 0 S: 8 P: 11	R: 0 H: 0 E: 0 LOB: 0 K: 1 BB: 0 S: 9 P: 9	R: 0 H: 1 E: 0 LOB: 1 K: 1 BB: 0 S: 9 P: 12	R: 0 H: 1 E: 0 LOB: 1 K: 1 BB: 0 S: 9 P: 18	R: 0 H: 0 E: 0 LOB: 1 K: 3 BB: 1 S: 16 P: 24	1B: 7 SF: 0 2B: 2 SAC: 0 3B: 0 DP: 1 HR: 1 HBP: 0	WP: 2 PA: 38 PB: 0 SB: 0 CS: 0		
PITCHER	IP WLS BF H R ER SO BB IBB HBP BLK WP HR S P ERA WHIP											PITCHER	IP WLS BF H R ER SO BB IBB HBP BLK WP HR S P ERA WHIP
Andy Ashby, R (1, 1) ERA: 3.39 Scott Sanders, R (9, 1) ERA: 4.02	8.0 W 34 10 4 4 8 2 0 0 0 1 1 77 120 4.50 1.500												

New York Mets @ San Diego Padres
Jack Murphy Stadium, San Diego, CA

Tue May 14 1996, 10:05 PM EDT
Att. 12,168 - Unknown - 67 F

livebaseballscorecards.com

AB 35
R 4
H 10
RBI 4
BB 3
SO 11
LOB 11



Batter	1	2	3	4	5	6	7	8	9
Rickey Henderson, R (1, 7) OBP: 0.432, SLG: 0.350	2-0 G1-3 BB 1B	2-2 3B HBP		4-0 BB BB 1B	4-0 G1-6-3 BB			3-2 BLK S 1B	
Steve Finley, L (1, 8) OBP: 0.328, SLG: 0.406	4-0 G1-3 1B BB	0-0 3B 1-H 2-H		2-2 P7	0-0 G1-6-3 1-2f			3-1 FC6-4 1B	
Tony Gwynn, L (1, 9) OBP: 0.419, SLG: 0.448	1-1 G1-3 1-2 2-3	1-0 G3		0-2 BB BB 1B		2-1 P2		0-0 FC6-4 1-2f BB	
Wally Joyner, L (1, 3) OBP: 0.481, SLG: 0.538	2-1 G1 S 1B	0-0 G5-3		4-1 BB 1B BB		3-2 G4-3		4-1 BB	
Scott Livingstone, L (1, 5) OBP: 0.262, SLG: 0.366	3-2 G1 1-3		1-0 G4-3	4-2 1B BB		1-2 L7		1-2 G4-3	
Brian Johnson, R (1, 2) OBP: 0.383, SLG: 0.682	2-2 FC5-4 1B		2-2 3B	1-2 P6			0-1 G4-3		
Jody Reed, R (1, 4) OBP: 0.341, SLG: 0.333	2-0 FC5-4 1-2f		2-3 K	3-1 1B			2-1 F9		
Andujar Cedeno, R (1, 6) OBP: 0.264, SLG: 0.324		1-3 K	4-0 S IBB	1-3 K			0-0 P3		
Andy Ashby, R (1, 1) OBP: 0.238, SLG: 0.350		0-0 HBP 3B 1B		2-3 K		1-2 G5-3		1-2 G6-3	
Marc Newfield, R (8, PH) OBP: 0.403, SLG: 0.522									
Scott Sanders, R (9, 1)									

Inning Stats	R: 3 E: 0 K: 0 S: 13	H: 3 LOB: 1 BB: 1 P: 29	R: 2 E: 0 K: 1 S: 9	H: 2 LOB: 1 BB: 0 P: 13	R: 0 E: 0 K: 2 S: 12	H: 1 LOB: 2 BB: 1 P: 23	R: 3 E: 0 K: 1 S: 17	H: 2 LOB: 2 BB: 3 P: 36	R: 0 E: 0 K: 0 S: 4	H: 0 LOB: 0 BB: 1 P: 9	R: 0 E: 0 K: 0 S: 13	H: 0 LOB: 0 BB: 0 P: 19	R: 0 E: 0 K: 0 S: 5	H: 0 LOB: 0 BB: 0 P: 7	R: 1 E: 0 K: 0 S: 16	H: 2 LOB: 2 BB: 1 P: 28
--------------	-------------------------------	----------------------------------	------------------------------	----------------------------------	-------------------------------	----------------------------------	-------------------------------	----------------------------------	------------------------------	---------------------------------	-------------------------------	----------------------------------	------------------------------	---------------------------------	-------------------------------	----------------------------------

PITCHER	IP	WLS	BF	H	R	ER	SO	BB	IBB	HBP	BLK	WP	HR	S	P	ERA	WHIP
Paul Wilson, R (1, 1) ERA: 6.9	3.2	L	25	8	8	8	3	4	1	1	0	0	0	48	97	19.64	3.273
Dave Micki, R (4, 1) ERA: 3.42	1.1		4	0	0	0	1	1	0	0	0	0	0	7	13	0.00	0.750
Bob MacDonald, L (6, 1) ERA: 3.29	2.0		6	0	0	0	0	0	0	0	0	0	0	18	26	0.00	0.000
Jerry Dipoto, R (8, 1) ERA: 4.32	1.0		6	2	1	1	0	1	0	0	1	0	0	16	28	9.00	3.000


BOTTOM

New York Mets @ San Diego Padres
Jack Murphy Stadium, San Diego, CA

Tue May 14 1996, 10:05 PM EDT
Att: 12,168 - Unknown - 67 F

AB	R	H	RBI	BB	SO	LOB
2	4	2	0	2	0	0
4	1	2	3	1	0	2
5	1	1	0	0	0	4
3	2	1	2	2	0	1
4	0	0	1	1	0	3
4	0	2	1	0	0	3
4	0	1	2	0	1	2
3	0	0	0	1	2	2
3	1	1	0	0	1	2
1	0	0	0	0	0	0
0	0	0	0	0	0	0

AB	33
R	9
H	10
RBI	9
BB	7
SO	4
LOB	19



WP	PA	41
1B:	8	SF: 0
2B:	0	SAC: 0
3B:	2	DP: 1
HR:	0	HBP: 1
WP:	0	PA:
PB:	0	ERA:
SB:	3	WHIP:
CS:	0	

Batter	1	2	3	4	5	6	7	8	9	10	AB R H RBI BB SO LOB	TOP					
Lance Johnson, L (1, 8) OBP: 0.309, SLG: 0.426	0-0 SH2-3 PB HR 1B		0-0 F7			0-0 1B 3B		0-0 G4-3			4 2 2 0 0 0 0	New York Mets @ San Diego Padres Jack Murphy Stadium, San Diego, CA Wed May 15 1996, 10:05 PM EDT Att. 12,166 - Unknown - 66 F livebaseballscorecards.com					
Edgardo Alfonzo, R (1, 4) OBP: 0.259, SLG: 0.255 Doug Henry, R (8, 1) Chris Jones, R (10, 9) OBP: 0.258, SLG: 0.433	0-0 SH2-3 1-3		0-0 G6-3			0-0 1B		0-3 K			3 0 1 1 0 1 0 0 0 0 0 0 0 0 0 0 0 0 0 0 0						
Bernard Gilkey, R (1, 7) OBP: 0.370, SLG: 0.550	0-0 HR		0-0 G6-3			0-3 K		0-0 G6-3			4 1 1 2 0 1 1						
Rico Brogna, L (1, 3) OBP: 0.368, SLG: 0.486	0-0 G4-3		0-0 G3-1			0-3 K		0-0 F7			4 0 0 0 0 1 1						
Todd Hundley, S (1, 2) OBP: 0.348, SLG: 0.540	0-0 G3-1		0-0 G3-1			0-0 1B		4-0 BB			3 0 1 0 1 0 0						
Jeff Kent, R (1, 5) OBP: 0.310, SLG: 0.425		0-3 K				0-3 K		0-0 F9			4 0 0 0 0 3 2						
Carl Everett, S (1, 9) OBP: 0.333, SLG: 0.242 John Franco, L (10, 1)		0-0 G4-3				0-0 G3-1		0-3 K			4 0 0 0 0 2 1 0 0 0 0 0 0 0						
Rey Ordonez, R (1, 6) OBP: 0.323, SLG: 0.360		0-0 G6-3				0-0 F8		0-3 K			4 0 0 0 0 1 1						
Bobby Jones, R (1, 1) Jose Vizcaino, S (8, PH) OBP: 0.379, SLG: 0.445			0-0 G5-3			0-0 G6-3		0-0 G3			2 0 0 0 0 0 0 2 0 0 0 0 1 0						
Inning Stats	R: 2 H: 2 E: 0 LOB: 0 K: 0 BB: 0 S: 5 P: 5	R: 0 H: 0 E: 0 LOB: 0 K: 1 BB: 0 S: 5 P: 5	R: 0 H: 0 E: 0 LOB: 0 K: 0 BB: 0 S: 3 P: 3	R: 0 H: 0 E: 0 LOB: 0 K: 0 BB: 0 S: 3 P: 3	R: 0 H: 0 E: 0 LOB: 0 K: 1 BB: 0 S: 5 P: 5	R: 1 H: 2 E: 0 LOB: 1 K: 2 BB: 0 S: 9 P: 9	R: 0 H: 1 E: 0 LOB: 1 K: 3 BB: 0 S: 10 P: 10	R: 0 H: 0 E: 0 LOB: 0 K: 1 BB: 0 S: 5 P: 5	R: 0 H: 0 E: 0 LOB: 1 K: 0 BB: 1 S: 3 P: 7	R: 0 H: 0 E: 0 LOB: 0 K: 2 BB: 0 S: 7 P: 7	1B: 3 SF: 0 2B: 0 SAC: 1 3B: 1 DP: 0 HR: 1 HBP: 0		WP: 0 PA: 36 PB: 1 SB: 0 CS: 0				
PITCHER	IP WLS BF H R ER SO BB IBB HBP BLK WP HR S P ERA WHIP																
Sean Bergman, R (1, 1) ERA: 5.04	7.0	26	5	3	3	7	0	0	0	0	0	0	0	0	0	3.86	0.714
Tim Worrell, R (8, 1) ERA: 0.39	3.0	10	0	0	0	3	1	0	0	0	0	0	0	0	15	0.00	0.333



Batter	1	2	3	4	5	6	7	8	9	10	AB R H RBI BB SO LOB
Rickey Henderson, R OBP: 0.424, SLG: 0.343 (1, 7)	G6-3			F8 1B 1B 1B	G5-3			K		FC1-5 1B 1B	5 2 1 0 0 1 2
Steve Finley, L OBP: 0.324, SLG: 0.400 (1, 8)	G3			P6		F2		F5		1B 1B	5 0 1 0 0 0 1
Tony Gwynn, L OBP: 0.433, SLG: 0.458 (1, 9)	F8			1B 1B		HR 1B		BB		1B	4 1 3 1 1 0 0
Wally Joyner, L OBP: 0.476, SLG: 0.552 (1, 3)		F7		F8		HR		G4-3			4 1 1 2 0 0 3
Scott Livingstone, L OBP: 0.261, SLG: 0.356 (1, 5)		F7		FC5-4 1B		L3		K			4 0 1 1 0 1 0
Brian Johnson, R OBP: 0.353, SLG: 0.625 (1, 2)		G6-3		FC5-4		G5-3		G6-3			4 0 0 0 0 0 2
Jody Reed, R OBP: 0.339, SLG: 0.331 (1, 4)			G3-6-1 1B		G6-3		G4-3	K			4 0 1 0 0 1 0
Luis Lopez, S OBP: 0.333, SLG: 0.400 (1, 6)			G3-6-1				G4-3			FC1-5 SH2-4 1B	2 0 0 0 1 0 1
Andujar Cedeno, R OBP: 0.270, SLG: 0.330 (10, PH)			1-2f								1 0 1 0 0 0 0
Sean Bergman, R OBP: 0.100, SLG: 0.100 (1, 1)			L6							SH2-4	2 0 0 0 0 1 1
Marc Newfield, R OBP: 0.397, SLG: 0.515 (7, PH)											1 0 0 0 0 0 0
Tim Worrell, R (8, 1)											0 0 0 0 0 0 0
Craig Shipley, R OBP: 0.485, SLG: 0.700 (10, PH)											0 0 0 0 0 0 0

Inning Stats	R: 0	H: 0	E: 0	K: 0	S: 3	P: 3	R: 0	H: 0	E: 0	K: 0	S: 3	P: 3	R: 0	H: 1	E: 0	K: 0	S: 3	P: 3	R: 1	H: 3	E: 0	K: 0	S: 6	P: 6	R: 0	H: 0	E: 0	K: 1	S: 5	P: 9	R: 2	H: 2	E: 0	K: 0	S: 5	P: 5	R: 0	H: 0	E: 0	K: 0	S: 3	P: 3	R: 0	H: 0	E: 0	K: 1	S: 5	P: 9	R: 0	H: 0	E: 0	K: 2	S: 7	P: 7	R: 1	H: 3	E: 0	K: 0	S: 5	P: 5	1B: 8	SF: 0	2B: 0	SAC: 1	3B: 0	DP: 1	HR: 1	HBP: 0	WP: 0	PA: 39
--------------	------	------	------	------	------	------	------	------	------	------	------	------	------	------	------	------	------	------	------	------	------	------	------	------	------	------	------	------	------	------	------	------	------	------	------	------	------	------	------	------	------	------	------	------	------	------	------	------	------	------	------	------	------	------	------	------	------	------	------	------	-------	-------	-------	--------	-------	-------	-------	--------	-------	--------

PITCHER	IP	WLS	BF	H	R	ER	SO	BB	IBB	HBP	BLK	WP	HR	S	P	ERA	WHIP
Bobby Jones, R ERA: 5.1 (1, 1)	7.0		27	6	3	3	1	1	0	0	0	0	1	28	32	3.86	1.000
Doug Henry, R ERA: 5.4 (8, 1)	2.0		7	0	0	0	3	1	0	0	0	0	0	12	16	0.00	0.500
John Franco, L ERA: 4.26 (10, 1)	0.2	L	5	3	1	1	0	0	0	0	0	0	0	5	5	13.50	4.500


BOTTOM

New York Mets @ San Diego Padres
Jack Murphy Stadium, San Diego, CA

Wed May 15 1996, 10:05 PM EDT
 Att. 12,166 - Unknown - 66 F

livebaseballscorecards.com

AB	36
R	4
H	9
RBI	4
BB	2
SO	4
LOB	10



Batter	1	2	3	4	5	6	7	8	9	AB R H RBI BB SO LOB	TOP											
Lance Johnson, L (1, 8) OBP: 0.317, SLG: 0.431	2-2 F9	0-0 1-3 2-H 1B			0-0 1B SF7 1B	0-2 1-2 1B		1-1 G6-3		5 1 3 1 0 0 0												
Jose Vizcaino, S (1, 4) OBP: 0.386, SLG: 0.451	2-2 G6-3 1B	2-0 L8			0-1 WP 1B 1B	1-2 FC6 1B		0-0 F7		5 1 3 0 0 0 2												
Bernard Gilkey, R (1, 7) OBP: 0.365, SLG: 0.542	3-2 G6-3 1-2		1-2 G4-3		2-1 WP 1B 1B	1-1 SF8		3-3 K		4 1 1 1 0 1 1												
Rico Brogna, L (1, 3) OBP: 0.354, SLG: 0.468	2-1 F7		2-3 K		0-1 SF7 3-H	0-1 FC6 1-2f		0-0 L8		4 0 0 1 0 1 3												
Todd Hundley, S (1, 2) OBP: 0.352, SLG: 0.559		0-1 HR	1-2 F7		4-1 1B 1-2 2-3 IBB		1-3 K			3 1 1 1 1 1 0												
Jeff Kent, R (1, 5) OBP: 0.322, SLG: 0.431		0-0 1B 1B		4-2 BB	0-1 G4-6-3 1-3 2-H 3-H 1B		1-2 F7			3 1 2 2 1 0 0												
Carl Everett, S (1, 9) OBP: 0.302, SLG: 0.216		1-3 K		1-2 F8	1-2 G4-6-3 1-2f		2-1 G5-3			4 0 0 0 0 1 4												
Rey Ordonez, R (1, 6) OBP: 0.328, SLG: 0.364		2-2 1B 1-2 1B		1-2 P6		0-1 1B SF8 1B		2-3 K		4 1 2 0 0 1 1												
Pete Harnisch, S (1, 1)		0-3 K		0-0 F7		1-3 K		3-3 K2-3		3 0 0 0 0 2 4												
Brent Mayne, L (8, PH) OBP: 0.323, SLG: 0.414										1 0 0 0 0 1 0												
Dave Mlicki, R (8, 1)										0 0 0 0 0 0 0												
John Franco, L (9, 1)										0 0 0 0 0 0 0												
Inning Stats	R: 0 E: 0 K: 0 S: 13	H: 1 LOB: 1 BB: 0 P: 22	R: 2 E: 0 K: 2 S: 15	H: 4 LOB: 2 BB: 0 P: 19	R: 0 E: 0 K: 1 S: 11	H: 0 LOB: 0 BB: 0 P: 15	R: 0 E: 0 K: 0 S: 12	H: 0 LOB: 1 BB: 1 P: 18	R: 3 E: 0 K: 0 S: 13	H: 4 LOB: 1 BB: 1 P: 20	R: 1 E: 0 K: 1 S: 15	H: 3 LOB: 2 BB: 0 P: 18	R: 0 E: 0 K: 1 S: 8	H: 0 LOB: 0 BB: 0 P: 12	R: 0 E: 0 K: 2 S: 8	H: 0 LOB: 0 BB: 0 P: 14	R: 0 E: 0 K: 1 S: 6	H: 0 LOB: 0 BB: 0 P: 9	1B: 11 2B: 0 3B: 0 HR: 1	SF: 2 SAC: 0 DP: 1 HBP: 0	WP: 1 PB: 0 SB: 0 CS: 0	PA: 40
PITCHER	IP WLS BF H R ER SO BB IBB HBP BLK WP HR S P ERA WHIP																			PITCHER	IP WLS BF H R ER SO BB IBB HBP BLK WP HR S P ERA WHIP	
Joey Hamilton, R (1, 1) ERA: 3.9	5.1 L 29 12 6 6 4 1 1 0 0 1 1 75 107 10.12 2.438																					
Scott Sanders, R (6, 1) ERA: 3.63	1.2 5 0 0 0 1 0 0 0 0 0 0 12 17 0.00 0.000																					
Bryce Florie, R (8, 1) ERA: 2.95	1.0 3 0 0 0 2 0 0 0 0 0 0 8 14 0.00 0.000																					
Willie Blair, R (9, 1) ERA: 3.96	1.0 3 0 0 0 1 0 0 0 0 0 0 6 9 0.00 0.000																					

New York Mets @ San Diego Padres
Jack Murphy Stadium, San Diego, CA

Thu May 16 1996, 6:33 AM EDT
 Att. 17,341 - Sunny - 73 F

livebaseballscorecards.com

AB	36
R	6
H	12
RBI	6
BB	2
SO	8
LOB	15



BOTTOM

New York Mets @ San Diego Padres
Jack Murphy Stadium, San Diego, CA

Thu May 16 1996, 6:33 AM EDT
Att. 17,341 - Sunny - 73 F

livebaseballscorecards.com

AB	33
R	3
H	5
RBI	1
BB	0
SO	7
LOB	7



WP:	0	PA:	33
PB:	0	SB:	0
CS:	0		

AB R H RBI BB SO LOB

4	0	0	0	0	2	0
4	1	2	0	0	1	0
4	0	1	1	0	0	1
4	1	1	0	0	2	1
3	1	1	0	0	0	0
1	0	0	0	0	0	0
4	0	0	0	0	0	2
2	0	0	0	0	1	0
0	0	0	0	0	0	0
1	0	0	0	0	0	2
0	0	0	0	0	0	0
0	0	0	0	0	0	0
3	0	0	0	0	1	0
1	0	0	0	0	0	0
2	0	0	0	0	0	1

Batter	1	2	3	4	5	6	7	8	9
Rickey Henderson, R OBP: 0.412, SLG: 0.330 (1, 7)	3-3 K ①		1-0 L5 ③			2-3 K ②		0-0 P4 ①	
Steve Finley, L OBP: 0.328, SLG: 0.420 (1, 8)	1-1 G6-3 ②			0-1 G4-3 3B ①		1-2 2B ③		1-3 K2-3 ②	
Tony Gwynn, L OBP: 0.428, SLG: 0.452 (1, 9)	2-0 1B ③			2-1 G4-3 ①		1-0 G4-3 ③		2-0 F7 ③	
Wally Joyner, L OBP: 0.470, SLG: 0.543 (1, 3)	0-3 K ③			1-3 K ②		1-1 G4-3 1B E 1B ①		0-0 G1-6-3 ①	
Scott Livingstone, L OBP: 0.265, SLG: 0.354 Craig Shipley, R OBP: 0.471, SLG: 0.677 (9, PH)		2-1 P6 ①		1-0 L6 ③		2-0 G4-3 1B E 1B ①		1-0 G4-3 ②	
Jody Reed, R OBP: 0.331, SLG: 0.323 (1, 4)		0-0 F8 ②			2-2 F8 ①		2-1 F9 ①	0-0 F9 ③	
Andujar Cedeno, R OBP: 0.265, SLG: 0.324 Scott Sanders, R (6, 1)		1-1 G4-3 ③			3-3 K ②		0-0 G4-3 ②		
Chris Gwynn, L OBP: 0.318, SLG: 0.222 Bryce Florie, R (8, 1)							1-2 2-3		
Willie Blair, R (9, 1)									
Brad Ausmus, R OBP: 0.272, SLG: 0.255 (1, 2)			2-2 G4-3 ①		1-3 K ③		2-1 E9 ①		
Joey Hamilton, R OBP: 0.143, SLG: 0.190 Luis Lopez, S OBP: 0.317, SLG: 0.378 (6, 6)			0-0 P9 ②			1-2 G3 ①	0-2 G4-3 ③		

Inning Stats	R: 0	H: 1	E: 0	K: 2	S: 12	LOB: 1	BB: 0	P: 18	R: 0	H: 0	E: 0	K: 0	S: 5	LOB: 0	BB: 0	P: 8	R: 0	H: 0	E: 0	K: 0	S: 6	LOB: 0	BB: 0	P: 9	R: 1	H: 1	E: 0	K: 1	S: 8	LOB: 0	BB: 0	P: 12	R: 0	H: 0	E: 0	K: 2	S: 12	LOB: 0	BB: 0	P: 18	R: 0	H: 1	E: 0	K: 1	S: 11	LOB: 1	BB: 0	P: 16	R: 2	H: 2	E: 1	K: 0	S: 11	LOB: 1	BB: 0	P: 18	R: 0	H: 0	E: 0	K: 1	S: 6	LOB: 0	BB: 0	P: 9	R: 0	H: 0	E: 0	K: 0	S: 3	LOB: 0	BB: 0	P: 4	1B: 3	SF: 0	2B: 1	SAC: 0	3B: 1	DP: 0	HR: 0	HBP: 0	WP: 0	PA: 33
--------------	------	------	------	------	-------	--------	-------	-------	------	------	------	------	------	--------	-------	------	------	------	------	------	------	--------	-------	------	------	------	------	------	------	--------	-------	-------	------	------	------	------	-------	--------	-------	-------	------	------	------	------	-------	--------	-------	-------	------	------	------	------	-------	--------	-------	-------	------	------	------	------	------	--------	-------	------	------	------	------	------	------	--------	-------	------	-------	-------	-------	--------	-------	-------	-------	--------	-------	--------

PITCHER	IP	WLS	BF	H	R	ER	SO	BB	IBB	HBP	BLK	WP	HR	S	P	ERA	WHIP
Pete Harnisch, R ERA: 4.39 (1, 1)	7.0	W	27	5	3	1	6	0	0	0	0	0	0	65	99	1.29	0.714
Dave Micki, R ERA: 3.29 (8, 1)	1.0		3	0	0	0	1	0	0	0	0	0	0	6	9	0.00	0.000
John Franco, L ERA: 3.95 (9, 1)	1.0	S	3	0	0	0	0	0	0	0	0	0	0	3	4	0.00	0.000

Batter	1	2	3	4	5	6	7	8	9	10	11	12	AB	R	H	RBI	BB	SO	LOB	TOP									
Mark Grudzielanek, R OBP: 0.379, SLG: 0.484	(1, 6) C X 1-1 F8		(1, 6) C X 0-1 F8			(1, 6) S X 0-1 G6-3		(1, 6) B B B X 3-2 G6-3		(1, 6) B B B X 3-2 G5-3			5	0	0	0	0	0	2										
Mike Lansing, R OBP: 0.397, SLG: 0.455	(1, 4) B X 1-0 HR		(1, 4) B B C X 2-1 P4			(1, 4) B B B X 3-2 G4-6-3 1B		(1, 4) C C C X 0-3 K			(1, 4) C B B X 1-3 K		5	1	2	1	0	2	1										
Henry Rodriguez, L OBP: 0.381, SLG: 0.724	(1, 7) B B X 2-0 G5-3		(1, 7) B B C X 1-2 FC3-6			(1, 7) X SAFE X 0-0 G4-6-3			(1, 7) C B B X 2-3 K		(1, 7) C B B X 1-2 F7		4	0	0	0	0	1	2										
Cliff Floyd, L OBP: 0.158, SLG: 0.118	(9, 7) X G5-3		(1, 2) X 1-2 FC3-6			(1, 2) X SAFE X 0-0 G4-6-3			(1, 2) C B B X 2-3 K		(1, 2) C B B X 1-2 F7		1	0	0	0	0	0	0										
Moises Alou, R OBP: 0.341, SLG: 0.445	(1, 9) C B B X 3-2 G4-3			(1, 9) X 0-0 G1-3			(1, 9) F B B X 1-2 G6-3		(1, 9) B B B X 4-1 G6-3 BB		(1, 9) X 0-0 G1-3		4	0	0	0	1	0	0										
David Segui, S OBP: 0.415, SLG: 0.507	(1, 3) C X 0-1 G4-3 2B		(1, 3) C X 0-1 G4-3 2B		(1, 3) X 0-2 L4		(1, 3) C B B X 1-3 K		(1, 3) C B B X 3-1 G6-3 1-2		(1, 3) X 1-2 G1-3		5	0	2	0	0	1	1										
Darrin Fletcher, L OBP: 0.325, SLG: 0.468	(1, 2) C B X 1-1 G4-3		(1, 2) C B X 1-1 G4-3		(1, 2) X 2-2 F9		(1, 2) B B B X 4-0 1B BB		(1, 2) S B B X 2-1 G3-1			(1, 2) X 2-3 G1-3		4	0	0	0	1	1	3									
Mel Rojas, R OBP: 0.500, SLG: 0.500	(12, 1) X 2-3 G4-3		(12, 1) X 2-3 G4-3										0	0	0	0	0	0	0										
F.P. Santangelo, S OBP: 0.378, SLG: 0.463	(1, 8) C B X 1-3 K		(1, 8) C B X 1-3 K			(1, 8) B B X 2-0 G5-3		(1, 8) B B X 1-1 1B		(1, 8) C B B X 3-2 BLK SH1-4 1B		(1, 8) X 3-3 K	5	0	2	0	0	2	2										
Shane Andrews, R OBP: 0.327, SLG: 0.433	(1, 5) X 0-0 G6-3		(1, 5) X 0-0 G6-3			(1, 5) B B X 3-1 L8		(1, 5) S B B X 1-3 K		(1, 5) 1 SAFE X 0-1 SH1-4		(1, 5) S B B X 1-3 K	3	0	0	0	0	1	3										
Dave Silvestri, R OBP: 0.338, SLG: 0.246	(10, PH) (10, 5) X 0-0 G6-3		(10, PH) (10, 5) X 0-0 G6-3										1	0	0	0	0	1	1										
Pedro Martinez, R OBP: 0.190, SLG: 0.105	(1, 1) C X 0-1 FC3-6 1B		(1, 1) C X 0-1 FC3-6 1B			(1, 1) X 0-0 F7		(1, 1) C B X 0-3 K		(1, 1) C B B X 2-3 K			3	0	1	0	0	1	0										
Tim Scott, R OBP: 0.275, SLG: 0.400	(9, 1) X 0-0 G6-3		(9, 1) X 0-0 G6-3										0	0	0	0	0	0	0										
Andy Stankiewicz, R OBP: 0.275, SLG: 0.400	(10, PH) (10, 5) X 0-0 G6-3		(10, PH) (10, 5) X 0-0 G6-3										1	0	0	0	0	1	1										
Mike Dyer, R OBP: 0.275, SLG: 0.400	(11, 1) X 0-0 G6-3		(11, 1) X 0-0 G6-3										0	0	0	0	0	0	0										
Omar Daal, L OBP: 0.275, SLG: 0.400	(11, 1) X 0-0 G6-3		(11, 1) X 0-0 G6-3										0	0	0	0	0	0	0										
Tim Spehr, R OBP: 0.275, SLG: 0.400	(12, 2) X 0-0 G6-3		(12, 2) X 0-0 G6-3										0	0	0	0	0	0	0										
Inning Stats	R: 1 E: 0 K: 8	H: 1 LOB: 0 BB: 0 P: 15	R: 0 E: 0 K: 1 S: 9	H: 1 LOB: 1 BB: 0 P: 11	R: 0 E: 0 K: 0 S: 9	H: 0 LOB: 0 BB: 0 P: 11	R: 0 E: 0 K: 0 S: 4	H: 0 LOB: 0 BB: 0 P: 9	R: 0 E: 0 K: 2 S: 10	H: 1 LOB: 0 BB: 0 P: 13	R: 0 E: 0 K: 2 S: 15	H: 1 LOB: 2 BB: 1 P: 23	R: 0 E: 0 K: 2 S: 9	H: 0 LOB: 0 BB: 0 P: 12	R: 0 E: 0 K: 1 S: 8	H: 0 LOB: 1 BB: 1 P: 19	R: 0 E: 0 K: 1 S: 13	H: 0 LOB: 0 BB: 0 P: 21	R: 0 E: 0 K: 1 S: 7	H: 0 LOB: 0 BB: 0 P: 9	R: 0 E: 0 K: 3 S: 12	H: 1 LOB: 1 BB: 0 P: 19	1B: 4 2B: 2 3B: 0 HR: 1	SF: 0 SAC: 1 DP: 1 HBP: 0	WP: 0 PB: 0 SB: 0 CS: 0	PA: 44			
PITCHER	IP WLS BF H R ER SO BB IBB HBP BLK WP HR S P ERA WHIP	IP WLS BF H R ER SO BB IBB HBP BLK WP HR S P ERA WHIP	IP WLS BF H R ER SO BB IBB HBP BLK WP HR S P ERA WHIP	IP WLS BF H R ER SO BB IBB HBP BLK WP HR S P ERA WHIP	IP WLS BF H R ER SO BB IBB HBP BLK WP HR S P ERA WHIP	IP WLS BF H R ER SO BB IBB HBP BLK WP HR S P ERA WHIP	IP WLS BF H R ER SO BB IBB HBP BLK WP HR S P ERA WHIP	IP WLS BF H R ER SO BB IBB HBP BLK WP HR S P ERA WHIP	IP WLS BF H R ER SO BB IBB HBP BLK WP HR S P ERA WHIP	IP WLS BF H R ER SO BB IBB HBP BLK WP HR S P ERA WHIP	IP WLS BF H R ER SO BB IBB HBP BLK WP HR S P ERA WHIP	IP WLS BF H R ER SO BB IBB HBP BLK WP HR S P ERA WHIP	IP WLS BF H R ER SO BB IBB HBP BLK WP HR S P ERA WHIP	IP WLS BF H R ER SO BB IBB HBP BLK WP HR S P ERA WHIP	IP WLS BF H R ER SO BB IBB HBP BLK WP HR S P ERA WHIP	IP WLS BF H R ER SO BB IBB HBP BLK WP HR S P ERA WHIP	IP WLS BF H R ER SO BB IBB HBP BLK WP HR S P ERA WHIP	IP WLS BF H R ER SO BB IBB HBP BLK WP HR S P ERA WHIP	IP WLS BF H R ER SO BB IBB HBP BLK WP HR S P ERA WHIP	IP WLS BF H R ER SO BB IBB HBP BLK WP HR S P ERA WHIP	IP WLS BF H R ER SO BB IBB HBP BLK WP HR S P ERA WHIP	IP WLS BF H R ER SO BB IBB HBP BLK WP HR S P ERA WHIP	IP WLS BF H R ER SO BB IBB HBP BLK WP HR S P ERA WHIP	IP WLS BF H R ER SO BB IBB HBP BLK WP HR S P ERA WHIP	IP WLS BF H R ER SO BB IBB HBP BLK WP HR S P ERA WHIP	IP WLS BF H R ER SO BB IBB HBP BLK WP HR S P ERA WHIP	IP WLS BF H R ER SO BB IBB HBP BLK WP HR S P ERA WHIP	IP WLS BF H R ER SO BB IBB HBP BLK WP HR S P ERA WHIP	IP WLS BF H R ER SO BB IBB HBP BLK WP HR S P ERA WHIP
Bob Tewksbury, R ERA: 4.37	(1, 1)																												
Doug Bochtler, R ERA: 1.13	(9, 1)																												
Trevor Hoffman, R ERA: 0.98	(11, 1)																												

Montreal Expos @ San Diego Padres
 Jack Murphy Stadium, San Diego, CA
 Fri May 17 1996, 10:05 PM EDT
 Att. 26,469 - Unknown - 69 F

AB	41
R	1
H	7
RBI	1
BB	2
SO	11
LOB	16



Batter	1	2	3	4	5	6	7	8	9	10	11	12
Rickey Henderson, R OBP: 0.405, SLG: 0.319	(1, 7) 3-3 S K		(1) 2-3 K		(1) 4-1 FC4 BB			(1) 3-2 G6-3		(1) 0-0 G5-4-3		
Steve Finley, L OBP: 0.319, SLG: 0.408	(1, 8) 0-0 F9		(2) 0-2 G6-3		(3) 0-0 FC4			(2) 0-2 P5			(1) 2-0 L9	
Tony Gwynn, L OBP: 0.427, SLG: 0.445	(1, 9) 2-2 P6		(3) 1-2 1B			(1) 1-0 P4		(1) 4-0 IBB			(2) 1-1 G1-3	
Wally Joyner, L OBP: 0.457, SLG: 0.524	(1, 3)	(1) 0-0 G3-1	(3) 0-2 F7			(2) 2-2 K		(3) 1-3 K			(3) 1-3 K	
Scott Livingstone, L OBP: 0.264, SLG: 0.346	(1, 5)	(1) 2-0 BB 1B BB 1B		(1) 0-2 F9		(3) 3-2 F9		(1) 1-2 P5			(1) 3-3 K	
Ken Caminiti, S OBP: 0.394, SLG: 0.538 Luis Lopez, S OBP: 0.310, SLG: 0.368	(12, PH)	(12, PH)										
Brian Johnson, R OBP: 0.357, SLG: 0.660	(1, 2)	(1) 2-0 SAFE SAFE BB 1B	(2) 2-3 K		(2) 0-3 K			(2) 0-0 L6			(1) 1-0 HR	
Jody Reed, R OBP: 0.330, SLG: 0.317	(1, 4)	(1) 4-1 BB 1B BB	(3) 1-3 K		(2) 1-3 K			(3) 1-2 F8				
Andujar Cedeno, R OBP: 0.265, SLG: 0.315	(1, 6)	(1) 4-2 G5-4-3 BB		(1) 0-0 F8		(3) 2-2 G3				(1) 0-0 F8		
Bob Tewksbury, R Chris Gwynn, L Doug Bochtler, R Marc Newfield, R Trevor Hoffman, R	(1, 1) (8, PH) (9, 1) (10, PH) (11, 1)	(1) 0-0 G5-4-3		(2) 1-3 K				(1) 4-0 BB G6-3		(1) 2-2 G5-4-3 1B		

AB	R	H	RBI	BB	SO	LOB
4	0	0	0	1	2	2
5	0	0	0	0	0	2
4	0	1	0	1	0	0
5	0	0	0	0	3	3
4	1	1	0	0	0	0
0	0	0	0	0	0	0
1	0	0	0	0	1	0
5	1	2	1	0	2	0
3	0	0	0	1	2	0
3	0	0	1	1	0	0
2	0	0	0	0	1	3
0	0	0	0	1	0	0
0	0	0	0	0	0	0
1	0	1	0	0	0	0
0	0	0	0	0	0	0

AB	R	H	RBI	BB	SO	LOB
37	2	5	2	5	11	10

Inning Stats	R: 0	H: 0	E: 0	K: 12	S: 12	R: 1	H: 2	E: 0	K: 0	S: 7	R: 0	H: 1	E: 0	K: 13	S: 13	R: 0	H: 0	E: 0	K: 2	S: 11	R: 0	H: 0	E: 0	K: 1	S: 8	R: 0	H: 0	E: 0	K: 1	S: 8	R: 0	H: 0	E: 0	K: 2	S: 9	R: 0	H: 0	E: 0	K: 1	S: 10	R: 0	H: 0	E: 0	K: 1	S: 7	R: 0	H: 0	E: 0	K: 0	S: 5	R: 0	H: 0	E: 0	K: 1	S: 6	R: 1	H: 1	E: 0	K: 1	S: 5	1B: 4	2B: 0	3B: 0	HR: 1	SF: 0	SAC: 0	DP: 2	HBP: 0	WP: 0	PA: 42
PITCHER	IP	WLS	BF	H	R	ER	SO	BB	IBB	HBP	BLK	WP	HR	S	P	ERA	WHIP																																																					
Pedro Martinez, R ERA: 3.12	(1, 1)	8.0	31	3	1	1	9	4	1	0	0	0	0	78	127	1.12	0.875																																																					
Tim Scott, R ERA: 1.23	(9, 1)	1.0	3	0	0	0	0	0	0	0	0	0	0	7	9	0.00	0.000																																																					
Mike Dyer, R ERA: 2.49	(10, 1)	1.0	3	1	0	0	0	0	0	0	0	0	0	5	7	0.00	1.000																																																					
Omar Daal, L ERA: 2.81	(11, 1)	1.0	3	0	0	0	1	0	0	0	0	0	0	6	10	0.00	0.000																																																					
Mel Rojas, R ERA: 4.91	(12, 1)	0.1	L 2	1	1	1	1	0	0	0	0	0	0	1	5	9	27.00	3.000																																																				

Montreal Expos @ San Diego Padres
 Jack Murphy Stadium, San Diego, CA
 Fri May 17 1996, 10:05 PM EDT
 Att: 26,469 - Unknown - 69 F

livebaseballscorecards.com



Batter	1	2	3	4	5	6	7	8	9	AB R H RBI BB SO LOB	TOP
Mark Grudzianek, R OBP: 0.380, SLG: 0.482 (1, 6)	2-2 G4-3 1B	1-0 P3			2-2 FC6-4 1B		2-3 K		0-1 G6-3	5 0 2 0 0 1 3	
Mike Lansing, R OBP: 0.397, SLG: 0.453 (1, 4)	2-3 K 1-2	2-3 K			1-1 FC6-4 E 1-2f		1-2 BB 1B		3-1 G3 1B	5 1 2 0 0 2 5	
Henry Rodriguez, L OBP: 0.376, SLG: 0.707 David Segui, S OBP: 0.415, SLG: 0.507 (1, 3) (9, 3)	0-0 G4-3 2-3		0-0 G1-3		3-3 K 1-2		1-0 BB 1B 1-2		1-1 G3 1-2	5 0 1 0 0 1 3 0 0 0 0 0 0 0	
Moises Alou, R OBP: 0.331, SLG: 0.431 (1, 7) (7, 9)	1-0 L4		1-0 F8		0-1 E5 2B 2-H		3-3 K 2		3-2 G6-3 3	5 1 0 0 0 1 4	
Sherman Obando, R OBP: 0.244, SLG: 0.389 Tim Scott, R Omar Daal, L Tim Spehr, R (1, 9) (7, 1) (7, 1) (8, 2)		1-0 1B 2B	1-3 K 3		2-0 1B 2B 1-H		4-2 BB 1-2 2-3			3 1 2 1 1 1 0	
F.P. Santangelo, S OBP: 0.372, SLG: 0.452 (1, 8)		0-0 BB 1B 2-3		3-2 F9 1	0-1 G6-3 3		0-2 F8 3			4 0 1 0 0 0 4	
Dave Silvestri, R OBP: 0.333, SLG: 0.247 (1, 5)		0-1 BB 1B 1-2 3-H		1-0 G5-3 2		2-0 G5-3 1		1-1 G5-3 1		4 0 1 1 0 0 0	
Lenny Webster, R OBP: 0.358, SLG: 0.256 Mel Rojas, R OBP: 0.500, SLG: 0.500 (1, 2) (8, 1)		4-1 BB 1B 1-2 2-3 BB		4-2 BB BB		2-2 G6-3 2		1-3 K 2		2 0 0 0 2 1 0 0 0 0 0 0 0 0	
Ugueth Urbina, R OBP: 0.200, SLG: 0.200 Cliff Floyd, L OBP: 0.150, SLG: 0.111 (1, 1) (7, 7)		1-3 K 1		0-3 K 3		0-3 K 3		0-2 G4-3 3		3 0 0 0 0 3 4 1 0 0 0 0 0 0	
Inning Stats	R: 0 E: 0 K: 1 S: 10 H: 1 LOB: 1 BB: 0 P: 15	R: 1 E: 0 K: 2 S: 12 H: 3 LOB: 3 BB: 1 P: 21	R: 0 E: 0 K: 1 S: 5 H: 0 LOB: 0 BB: 0 P: 7	R: 0 E: 0 K: 1 S: 11 H: 0 LOB: 1 BB: 1 P: 19	R: 2 E: 1 K: 1 S: 13 H: 2 LOB: 1 BB: 0 P: 21	R: 0 E: 0 K: 1 S: 7 H: 0 LOB: 0 BB: 0 P: 11	R: 0 E: 0 K: 2 S: 16 H: 2 LOB: 3 BB: 1 P: 27	R: 0 E: 0 K: 1 S: 8 H: 0 LOB: 0 BB: 0 P: 10	R: 0 E: 0 K: 0 S: 9 H: 1 LOB: 1 BB: 0 P: 16	1B: 7 2B: 2 3B: 0 HR: 0 SF: 0 SAC: 0 DP: 0 HBP: 0	WP: 0 PB: 0 SB: 2 CS: 0 PA: 40
PITCHER	IP WLS BF H R ER SO BB IBB HBP BLK WP HR S P ERA WHIP	IP WLS BF H R ER SO BB IBB HBP BLK WP HR S P ERA WHIP									
Fernando Valenzuela, L ERA: 2.72 Bryce Florie, R ERA: 2.63 (1, 1) (7, 1)	6.1 L 30 8 3 1 8 2 0 0 0 0 0 65 105 1.42 1.579	2.2 L 10 1 0 0 2 1 0 0 0 0 0 26 42 0.00 0.750									

Montreal Expos @ San Diego Padres
Jack Murphy Stadium, San Diego, CA

Sat May 18 1996, 10:05 PM EDT
 Att. 31,749 - Unknown - 70 F

livebaseballscorecards.com

AB	37
R	3
H	9
RBI	2
BB	3
SO	10
LOB	23



Batter	1	2	3	4	5	6	7	8	9	AB	R	H	RBI	BB	SO	LOB
Rickey Henderson, R OBP: 0.401, SLG: 0.311 (1, 7)	4-1 G4-6-3 BB		2-2 FC5-4 1B 1-2f SF7		1-3 K		2-0 F9			3	1	0	0	1	1	3
Steve Finley, L OBP: 0.318, SLG: 0.404 (1, 8)	2-2 G4-6-3 1-2f		0-1 SAFE 1-3 1B		0-0 P3		2-2 G2-3			4	0	1	0	0	0	3
Tony Gwynn, L OBP: 0.415, SLG: 0.435 (1, 9)	0-0 L6		0-0 SF7			2-2 G3-1		1-2 K		3	0	0	1	0	1	0
Wally Joyner, L OBP: 0.460, SLG: 0.524 Ken Caminiti, S OBP: 0.361, SLG: 0.534 (1, 3) (8, PH) (9, 5)		0-1 1B SF7	4-2 1-2 BB		2-3 K		3-2 G5-3			2	1	1	0	1	1	0
Scott Livingstone, L OBP: 0.268, SLG: 0.382 Marc Newfield, R OBP: 0.400, SLG: 0.514 (1, 5) (8, PH) (9, 3)		1-0 F7	0-2 F7		0-1 3B		3-3 K			3	0	1	0	0	0	3
Brian Johnson, R OBP: 0.356, SLG: 0.643 Bryce Florie, R Chris Gwynn, L OBP: 0.333, SLG: 0.211 (1, 2) (7, 1) (9, PH)		3-2 1-3 1B		1-3 K		3-2 K		3-2 G6-3		3	0	1	0	0	2	1
Jody Reed, R OBP: 0.328, SLG: 0.317 (1, 4)		3-2 SF7		2-1 P4		0-1 WP 1B		0-1 G1-3		3	0	1	1	0	0	0
Andujar Cedeno, R OBP: 0.264, SLG: 0.307 (1, 6)		2-0 L7		0-1 G6-3		1 SAFE 3-3 K		4-2 FC6-4 BB		3	0	0	0	1	1	2
Fernando Valenzuela, L OBP: 0.200, SLG: 0.200 Brad Ausmus, R OBP: 0.276, SLG: 0.252 (1, 1) (7, 2)			0-1 FC5-4 1B		1-2 F8		1-1 HBP		0-0 FC6-4		2	0	1	0	0	0

Inning Stats	R: 0	H: 0	E: 0	K: 0	S: 6	H: 0	LOB: 0	BB: 1	P: 12	R: 1	H: 2	E: 0	K: 0	S: 11	R: 1	H: 2	E: 0	K: 0	S: 15	R: 0	H: 0	E: 0	K: 1	S: 7	R: 0	H: 1	E: 0	K: 2	S: 12	R: 0	H: 1	E: 0	K: 1	S: 12	R: 0	H: 0	E: 0	K: 2	S: 11	R: 0	H: 0	E: 0	K: 0	S: 12	R: 0	H: 0	E: 0	K: 0	S: 12	R: 0	H: 0	E: 0	K: 0	S: 12	R: 0	H: 0	E: 0	K: 0	S: 12	1B: 5	SF: 2	2B: 0	SAC: 0	3B: 1	DP: 1	HR: 0	HBP: 1
--------------	------	------	------	------	------	------	--------	-------	-------	------	------	------	------	-------	------	------	------	------	-------	------	------	------	------	------	------	------	------	------	-------	------	------	------	------	-------	------	------	------	------	-------	------	------	------	------	-------	------	------	------	------	-------	------	------	------	------	-------	------	------	------	------	-------	-------	-------	-------	--------	-------	-------	-------	--------

PITCHER	IP	WLS	BF	H	R	ER	SO	BB	IBB	HBP	BLK	WP	HR	S	P	ERA	WHIP
Ugueth Urbina, R ERA: 3.09 (1, 1)	6.0	W	24	5	2	2	4	2	0	0	0	0	0	58	91	3.00	1.167
Tim Scott, R ERA: 1.19 (7, 1)	0.2		4	1	0	0	1	0	0	1	0	1	0	8	14	0.00	1.500
Omar Daal, L ERA: 2.7 (7, 1)	1.0		3	0	0	0	1	0	0	0	0	0	0	12	18	0.00	0.000
Mel Rojas, R ERA: 4.63 (8, 1)	1.1	S	5	0	0	0	1	1	0	0	0	0	0	15	25	0.00	0.750


BOTTOM

Montreal Expos @ San Diego Padres
Jack Murphy Stadium, San Diego, CA

Sat May 18 1996, 10:05 PM EDT
Att: 31,749 - Unknown - 70 F

livebaseballscorecards.com

AB	30
R	2
H	6
RBI	2
BB	3
SO	7
LOB	13



Batter	1	2	3	4	5	6	7	8	9	AB R H RBI BB SO LOB	TOP																
Mark Grudzianek, R OBP: 0.380, SLG: 0.485 (1, 6)	0-0 F9		0-1 G6-3			1-2 G6-3 2B		0-2 G4-3 1B 1B	1-3 K	5 1 2 0 0 1 2																	
Mike Lansing, R OBP: 0.399, SLG: 0.455 (1, 4)	1-0 1B 1B		1-1 G1-3			1-0 G6-3		0-1 G4-3 1B		4 1 2 1 0 0 1																	
Henry Rodriguez, L OBP: 0.373, SLG: 0.695 (1, 7)	0-0 1B 1-2 1B		1-0 F7			1-3 K		3-2 SAFE G4-3		4 0 1 0 0 1 3																	
Darrin Fletcher, L OBP: 0.331, SLG: 0.469 (1, 2)	1-0 1-2 2-3 1B			2-2 F8		2-2 F8		1-1 2-H 3-H 1B		4 0 2 2 0 0 1																	
David Segui, S OBP: 0.405, SLG: 0.493 (1, 3)	2-1 G4-6-3 1-2f			0-1 G1-3			0-1 F7	1-3 K		4 0 0 0 0 1 4																	
Moises Alou, R OBP: 0.330, SLG: 0.433 (1, 9)		3-2 P3		1-0 F9			0-0 F9		1-2 1B 2B	4 0 1 0 0 0 0																	
F.P. Santangelo, S OBP: 0.361, SLG: 0.437 (1, 8)		1-1 F7			0-1 G3-1		0-0 G3-1		4-2 1B BB	3 0 0 0 0 0 0																	
Dave Veres, R OBP: 1.000, SLG: 1.500 (7, 1)										0 0 0 0 0 0 0																	
Mike Dyer, R OBP: 0.253, SLG: 0.389 (8, 1)										0 0 0 0 0 0 0																	
Tim Spehr, R OBP: 0.375, SLG: 0.400 (9, PH)										0 0 0 0 1 0 0																	
Sherman Obando, R OBP: 0.253, SLG: 0.389 (9, PH)										0 0 0 0 0 0 0																	
Shane Andrews, R OBP: 0.327, SLG: 0.430 (1, 5)		0-1			0-1 P6			3-2 SAFE F7	1-2 1B	3 0 1 0 0 0 0																	
Dave Silvestri, R OBP: 0.341, SLG: 0.257 (9, PH)									1-2 2-3 1B	1 0 1 0 0 0 0																	
Rheal Cormier, L OBP: 0.133, SLG: 0.133 (1, 1)		1-3 K				0-0 F8		2-2 1B 2B	0-3 K	2 0 0 0 0 1 1																	
Cliff Floyd, L OBP: 0.182, SLG: 0.200 (7, 8)										2 1 1 0 0 1 2																	
Inning Stats	R: 0 E: 0 K: 0 S: 6	H: 3 LOB: 2 BB: 0 P: 10	R: 0 E: 0 K: 1 S: 10	H: 1 LOB: 1 BB: 0 P: 15	R: 0 E: 0 K: 0 S: 5	H: 0 LOB: 0 BB: 0 P: 7	R: 0 E: 0 K: 0 S: 6	H: 0 LOB: 0 BB: 0 P: 9	R: 0 E: 0 K: 0 S: 5	H: 0 LOB: 0 BB: 0 P: 5	R: 0 E: 0 K: 1 S: 14	H: 1 LOB: 1 BB: 0 P: 19	R: 0 E: 0 K: 0 S: 4	H: 0 LOB: 0 BB: 0 P: 4	R: 3 E: 0 K: 1 S: 22	H: 4 LOB: 1 BB: 0 P: 32	R: 0 E: 0 K: 2 S: 15	H: 2 LOB: 2 BB: 1 P: 22	1B: 8 2B: 3 3B: 0 HR: 0	SF: 0 SAC: 0 DP: 1 HBP: 0	WP: 0 PB: 0 SB: 0 CS: 0	PA: 37					
PITCHER	IP WLS BF H R ER SO BB IBB HBP BLK WP HR S P ERA WHIP																										
Andy Ashby, R ERA: 3.42 (1, 1)	7.1		29	8	3	3	2	0	0	0	0	0	0	62	86	3.68	1.091										
Tim Worrell, R ERA: 0.38 (8, 1)	0.2	W	3	1	0	0	1	0	0	0	0	0	0	10	15	0.00	1.500										
Trevor Hoffman, R ERA: 0.93 (9, 1)	1.0	S	5	2	0	0	2	1	0	0	0	0	0	15	22	0.00	3.000										

Montreal Expos @ San Diego Padres
Jack Murphy Stadium, San Diego, CA
Sun May 19 1996, 6:33 AM EDT
Att. 28,769 - Sunny - 74 F

livebaseballscorecards.com

AB	36
R	3
H	11
RBI	3
BB	1
SO	5
LOB	14




Batter	1	2	3	4	5	6	7	8	9
Steve Finley, L OBP: 0.322, SLG: 0.403 (1, 8)	1-1 1B 1B	2-0 G1-6-3 1-2f			4-2 2B BB		3-2 G3		
Jody Reed, R OBP: 0.337, SLG: 0.329 (1, 4)	3-2 F8 1B 1B		1-2 G5-3		0-1 2B		4-2 1B SF8 BB		
Tony Gwynn, L OBP: 0.417, SLG: 0.437 (1, 9)	0-0 1B F8 1B		2-2 G4-3		0-0 L8		3-1 SF8 1B		
Ken Caminiti, S OBP: 0.376, SLG: 0.526 (1, 5)	1-2 F8		1-0 G6-3			0-3 K	1-0 SF8		
Luis Lopez, S OBP: 0.295, SLG: 0.359 (5, 6)	1-2 2-3						1-2 2-3		
Marc Newfield, R OBP: 0.393, SLG: 0.500 (1, 7)	2-2 FC6-4 1B			1-2 F7		3-2 G4-3	3-2 G6-3		
Trevor Hoffman, R (9, 1)	2-3 3-H								
Wally Joyner, L OBP: 0.456, SLG: 0.514 (1, 3)	2-3 K			3-2 F7		2-1 F7	4-0 IBB		
Andujar Cedeno, R OBP: 0.266, SLG: 0.302 (1, 6)	1-1 FC6-4			1-1 G5-3			4-2 BLK BB	1-0 L9	
Scott Livingstone, L OBP: 0.263, SLG: 0.375 (8, PH) (9, 5)	1-2f								
Brad Ausmus, R OBP: 0.269, SLG: 0.245 (1, 2)		2-1 G4-3			1-0 G6-3		1 SAFE K		
Andy Ashby, R OBP: 0.250, SLG: 0.348 (1, 1)		1-1			0-3 K		0-3 K		
Tim Worrell, R (8, 1)									
Rickey Henderson, R OBP: 0.401, SLG: 0.311 (9, 7)			1-1 G1-6-3 1B						

AB	R	H	RBI	BB	SO	LOB
3	2	1	0	1	0	2
3	2	2	1	1	0	0
4	0	2	1	0	0	1
2	0	0	0	0	0	2
1	0	0	1	0	1	0
4	0	1	1	0	0	1
0	0	0	0	0	0	0
3	0	0	0	1	1	2
2	0	0	0	1	0	2
1	0	0	0	0	0	2
3	0	0	0	0	1	1
3	0	1	0	0	2	1
0	0	0	0	0	0	0
0	0	0	0	0	0	0

Montreal Expos @ San Diego Padres
Jack Murphy Stadium, San Diego, CA
Sun May 19 1996, 6:33 AM EDT
Att: 28,769 - Sunny - 74 F

AB	29
R	4
H	7
RBI	4
BB	4
SO	5
LOB	14



Inning Stats		R: 2	H: 4	E: 0	K: 1	S: 19	R: 0	H: 1	E: 0	K: 0	S: 5	R: 0	H: 0	E: 0	K: 0	S: 8	R: 0	H: 0	E: 0	K: 0	S: 10	R: 1	H: 1	E: 0	K: 1	S: 9	R: 0	H: 0	E: 0	K: 1	S: 9	R: 0	H: 1	E: 0	K: 2	S: 11	R: 1	H: 1	E: 0	K: 0	S: 10
PITCHER		IP	WLS	BF	H	R	ER	SO	BB	IBB	HBP	BLK	WP	HR	S	P	ERA	WHIP																							
Rheal Cormier, L	(1, 1)	6.0		24	6	3	3	3	1	0	0	0	0	0	60	93	4.50	1.167																							
Dave Veres, R	(7, 1)	1.0	L	6	1	1	1	2	2	0	0	1	0	0	16	32	9.00	3.000																							
Mike Dyer, R	(8, 1)	1.0		4	0	0	0	0	0	1	0	0	0	0	5	14	0.00	0.000																							

WP	PA	ERA	WHIP
0	34		
0			
1			
0			

Batter	1	2	3	4	5	6	7	8	9	AB R H RBI BB SO LOB	TOP											
Lee Tinsley, S (1, 8) OBP: 0.244, SLG: 0.162	2-1 FC5-2 1B	2-3 K		2-0 G3-1		3-2 F8		2-1 G6-3		5 0 1 0 0 1 2												
Mickey Morandini, L (1, 4) OBP: 0.316, SLG: 0.335	4-1 FC5-2 1B BB	3-2 G5-3			0-0 F7		1-0 1B	2-2 G4-3		4 1 1 0 1 0 0												
Jim Eisenreich, L (1, 9) OBP: 0.357, SLG: 0.333	1-0 E8 FC5-2 1B		2-2 G1-3		1-2 K		0-2 P2	0-2 F7		5 1 0 0 0 1 3												
Pete Incaviglia, R (1, 7) OBP: 0.309, SLG: 0.517	0-1 FC5-2 1B		1-0 P6		0-0 HR		1 SAFE F8	0-3 K		4 1 1 1 0 0 4												
Mark Whiten, S (7, 9) OBP: 0.367, SLG: 0.358	1-2 2-3 3-H									1 0 0 0 0 1 0												
Todd Zeile, R (1, 5) OBP: 0.373, SLG: 0.468	0-1 1B		1-1 G4-3		4-1 1B BB		1 SAFE BB	4-2 BB		2 0 1 2 2 0 0												
Benito Santiago, R (1, 2) OBP: 0.301, SLG: 0.504	1-1 F7			1-1 2B SF8 1B	2-0 1B		3-2 G5-3			4 1 2 0 0 0 4												
23 Kevin Jordan, R (1, 3) OBP: 0.329, SLG: 0.462	1-0 P6		1 SAFE BB C B X	2-1 2B	1-0 P4			0-1 2B		4 0 2 0 0 0 4												
Kevin Stocker, S (1, 6) OBP: 0.352, SLG: 0.336		2-3 K		2-1 SF8		0-0 G3		2-3 K		3 0 0 1 0 2 1												
Terry Mulholland, R (1, 1) OBP: 0.118, SLG: 0.294				3-H																		
Toby Gorland, R (7, 1) OBP: 0.207, SLG: 0.333		0-0 HR		0-3 K2-3		1-3 K		2-3 K		3 1 1 1 1 0 2 1												
J.R. Phillips, L (8, PH) OBP: 0.207, SLG: 0.333										0 0 0 0 0 0 0 0												
Ken Ryan, R (8, 1)										1 0 0 0 0 0 1 1												
Dave Leiper, L (8, 1)										0 0 0 0 0 0 0 0												
Ricky Bottalico, L (8, 1)										0 0 0 0 0 0 0 0												
Inning Stats	R: 2 E: 1 K: 0 S: 11	H: 2 LOB: 2 BB: 1 P: 20	R: 1 E: 0 K: 2 S: 10	H: 1 LOB: 0 BB: 0 P: 17	R: 0 E: 0 K: 0 S: 6	H: 0 LOB: 0 BB: 0 P: 10	R: 1 E: 0 K: 1 S: 10	H: 2 LOB: 1 BB: 0 P: 17	R: 1 E: 0 K: 1 S: 8	H: 2 LOB: 2 BB: 1 P: 16	R: 0 E: 0 K: 1 S: 7	H: 0 LOB: 0 BB: 0 P: 11	R: 0 E: 0 K: 0 S: 11	H: 1 LOB: 2 BB: 1 P: 18	R: 0 E: 0 K: 2 S: 12	H: 1 LOB: 1 BB: 0 P: 18	R: 0 E: 0 K: 1 S: 9	H: 0 LOB: 0 BB: 0 P: 11	1B: 5 2B: 2 3B: 0 HR: 2	SF: 1 SAC: 0 DP: 0 HBP: 0	WP: 0 PB: 0 SB: 2 CS: 0	PA: 40
PITCHER	IP WLS BF H R ER SO BB IBB HBP BLK WP HR S P ERA WHIP																					
Sean Bergman, R (1, 1) ERA: 5.29	4.2 L 24 7 5 4 4 2 0 0 0 0 2 44 78 7.71 1.929																					
Willie Blair, R (5, 1) ERA: 3.62	2.1 9 1 0 0 1 1 0 0 0 0 0 19 31 0.00 0.857																					
Scott Sanders, R (8, 1) ERA: 3.26	2.0 7 1 0 0 3 0 0 0 0 0 0 21 29 0.00 0.500																					

Philadelphia Phillies @ San Diego Padres
 Jack Murphy Stadium, San Diego, CA
 Tue May 21 1996, 10:05 PM EDT
 Att. 11,954 - Unknown - 67 F

AB	36
R	5
H	9
RBI	5
BB	3
SO	8
LOB	20



Batter	1	2	3	4	5	6	7	8	9	AB R H RBI BB SO LOB	TOP		
Lee Tinsley, S (1, 8) <small>OBP: 0.222, SLG: 0.146</small> Toby Borland, R (7, 1) Dave Leiper, L (8, 1) Jim Eisenreich, L (9, PH) <small>OBP: 0.353, SLG: 0.330</small>	2-3 	0-3 K2-3 			2-3 		1-3 		2-1 	4 0 0 0 0 4 3 0 0 0 0 0 0 0 0 0 0 0 0 0 0 1 0 0 0 0 0 0	Philadelphia Phillies @ San Diego Padres Jack Murphy Stadium, San Diego, CA Wed May 22 1996, 10:05 PM EDT Att. 13,118 - Unknown - 66 F livebaseballscorecards.com		
Mickey Morandini, L (1, 4) <small>OBP: 0.318, SLG: 0.330</small>	4-0 		3-2 		2-2 		4-2 	1-2 2-3 	1-2 	3 0 0 0 2 0 1			
23 Kevin Jordan, R (1, 3) <small>OBP: 0.326, SLG: 0.463</small>	3-2 		1-2 			2-2 	0-3 			4 0 1 0 0 1 4			
Pete Incaviglia, R (1, 7) <small>OBP: 0.316, SLG: 0.511</small>	4-2 		0-3 			2-3 		0-0 		3 0 1 0 1 2 1			
Todd Zeile, R (1, 5) <small>OBP: 0.365, SLG: 0.457</small>	2-3 		3-2 			2-3 		2-0 		4 0 0 0 0 2 4			
Benito Santiago, R (1, 2) <small>OBP: 0.306, SLG: 0.524</small>		0-0 		2-1 			1-1 	3-3 		4 2 2 1 0 1 1			
Glenn Murray, R (1, 9) <small>OBP: 0.265, SLG: 0.167</small>		2-0 		0-0 			1-2 	0-0 		4 0 1 0 0 0 2			
Kevin Stocker, S (1, 6) <small>OBP: 0.349, SLG: 0.333</small>		1-3 		2-3 			0-1 		1-3 	4 0 1 0 0 3 1			
Mike Grace, R (1, 1) <small>OBP: 0.185, SLG: 0.083</small> Mark Whiten, S (7, PH) <small>OBP: 0.368, SLG: 0.355</small>		2-1 			3-3 		4-1 		1-3 	2 0 0 0 0 1 1 1 0 0 0 1 1 0			
Inning Stats	R: 0 H: 0 E: 0 LOB: 2 K: 2 BB: 2 S: 12 P: 27	R: 1 H: 2 E: 0 LOB: 1 K: 2 BB: 0 S: 10 P: 15	R: 0 H: 1 E: 0 LOB: 1 K: 1 BB: 0 S: 14 P: 21	R: 0 H: 0 E: 0 LOB: 0 K: 1 BB: 0 S: 6 P: 10	R: 0 H: 0 E: 0 LOB: 0 K: 2 BB: 0 S: 12 P: 19	R: 0 H: 0 E: 0 LOB: 0 K: 2 BB: 0 S: 11 P: 17	R: 1 H: 2 E: 1 LOB: 3 K: 2 BB: 2 S: 17 P: 28	R: 0 H: 1 E: 0 LOB: 1 K: 1 BB: 0 S: 7 P: 12	R: 0 H: 0 E: 1 LOB: 1 K: 2 BB: 0 S: 11 P: 16	1B: 4 SF: 0 2B: 1 SAC: 0 3B: 0 DP: 0 HR: 1 HBP: 0	WP: 1 PA: 38 PB: 1 SB: 0 CS: 0		
PITCHER	IP WLS BF H R ER SO BB IBB HBP BLK WP HR S P ERA WHIP											PITCHER	IP WLS BF H R ER SO BB IBB HBP BLK WP HR S P ERA WHIP
Joey Hamilton, R (1, 1) <small>ERA: 3.8</small>	6.1 W 27 5 2 2 10 3 0 0 0 1 1 73 123 2.84 1.263												
Bryce Florie, R (7, 1) <small>ERA: 2.55</small>	0.2 3 0 0 0 2 1 0 0 0 0 0 9 14 0.00 1.500												
Doug Bochtler, R (8, 1) <small>ERA: 1.06</small>	1.0 4 1 0 0 1 0 0 0 0 0 0 7 12 0.00 1.000												
Trevor Hoffman, R (9, 1) <small>ERA: 0.89</small>	1.0 S 4 0 0 0 2 0 0 0 0 0 0 11 16 0.00 0.000												

Philadelphia Phillies @ San Diego Padres
 Jack Murphy Stadium, San Diego, CA
 Wed May 22 1996, 10:05 PM EDT
 Att. 13,118 - Unknown - 66 F

AB	34
R	2
H	6
RBI	1
BB	4
SO	15
LOB	18



Batter	1	2	3	4	5	6	7	8	9
Rickey Henderson, R (1, 7) OBP: 0.392, SLG: 0.299	1-0 F8	3-2 F9			4-2 BB			3-2 P4	
Steve Finley, L (1, 8) OBP: 0.324, SLG: 0.397	4-2 1B HR BB		0-0 G3		4-2 BB			2-1 P4	
Tony Gwynn, L (1, 9) OBP: 0.421, SLG: 0.437	1-2 HR 1B		1-2 G3-1		1-0 G3			2-1 HR 1B	
Wally Joyner, L (1, 3) OBP: 0.447, SLG: 0.542	0-0 HR		3-2 G5-3		1-0 L8			3-2 HR	
Scott Livingstone, L (1, 5) OBP: 0.279, SLG: 0.400	3-2 L6-3 1B		0-2 2B		0-0 G6-3			1-1 G1-3	
Jody Reed, R (1, 4) OBP: 0.332, SLG: 0.324	1-1 L6-3		0-2 G6-3		0-0 G5-3				
Luis Lopez, S (1, 6) OBP: 0.292, SLG: 0.349		2-0 1B		1-0 G6-3			1-1 G4-3		
Brad Ausmus, R (1, 2) OBP: 0.262, SLG: 0.239		2-3 K		1-2 G4-3			0-1 G5-3		
Joey Hamilton, R (1, 1) Bryce Florie, R (7, 1) Marc Newfield, R (7, PH) Doug Bochtler, R (8, 1) Trevor Hoffman, R (9, 1)		0-3 K		1-1 P3			0-0 F9		

Inning Stats	R: 3 E: 0 K: 0 S: 12	H: 3 LOB: 0 BB: 1 P: 22	R: 0 E: 0 K: 2 S: 11	H: 1 LOB: 1 BB: 0 P: 18	R: 0 E: 0 K: 0 S: 8	H: 0 LOB: 0 BB: 0 P: 12	R: 0 E: 0 K: 0 S: 12	H: 1 LOB: 1 BB: 0 P: 14	R: 0 E: 0 K: 0 S: 7	H: 0 LOB: 1 BB: 2 P: 17	R: 0 E: 0 K: 0 S: 3	H: 0 LOB: 0 BB: 0 P: 4	R: 0 E: 0 K: 0 S: 5	H: 0 LOB: 0 BB: 0 P: 6	R: 2 E: 0 K: 0 S: 12	H: 2 LOB: 0 BB: 0 P: 23
--------------	-------------------------------	----------------------------------	-------------------------------	----------------------------------	------------------------------	----------------------------------	-------------------------------	----------------------------------	------------------------------	----------------------------------	------------------------------	---------------------------------	------------------------------	---------------------------------	-------------------------------	----------------------------------

PITCHER	IP	WLS	BF	H	R	ER	SO	BB	IBB	HBP	BLK	WP	HR	S	P	ERA	WHIP
Mike Grace, R (1, 1) ERA: 3.03	6.0	L	24	5	3	3	2	3	0	0	0	0	1	53	87	4.50	1.333
Toby Borland, R (7, 1) ERA: 5.46	1.1		4	0	0	0	0	0	0	0	0	0	0	8	12	0.00	0.000
Dave Leiper, L (8, 1) ERA: 6.39	0.2		4	2	2	2	0	0	0	0	0	0	1	9	17	27.00	3.000

AB R H RBI BB SO LOB

3 0 0 0 1 0 1
2 1 0 0 2 0 0
4 2 2 0 0 0 1
4 2 2 5 0 0 0
4 0 2 0 0 0 0
3 0 0 0 0 0 2
3 0 1 0 0 0 1
3 0 0 0 0 1 2
2 0 0 0 0 1 1
0 0 0 0 0 0 0
1 0 0 0 0 0 0
0 0 0 0 0 0 0
0 0 0 0 0 0 0

AB 29
R 5
H 7
RBI 5
BB 3
SO 2
LOB 8



WP	HR	S	P	ERA	WHIP
32	0	0	0	0	0

Philadelphia Phillies @ San Diego Padres
 Jack Murphy Stadium, San Diego, CA
 Wed May 22 1996, 10:05 PM EDT
 Att. 13,118 - Unknown - 66 F

livebaseballscorecards.com

Batter	1	2	3	4	5	6	7	8	9	AB R H RBI BB SO LOB	TOP																
Lee Tinsley, S OBP: 0.200, SLG: 0.130 (1, 8)	0-3 K	0-0 F8		0-3 K		0-3 K		0-0 F8		5 0 0 0 0 3 5																	
Mickey Morandini, L OBP: 0.315, SLG: 0.326 (1, 4)	0-0 BB 1B	0-0 3-1			0-0 1-3		0-0 E5 4-3 S 2B		0-0 4-3	5 2 1 0 0 0 0																	
Jim Eisenreich, L OBP: 0.347, SLG: 0.318 (1, 7)	4-0 BB BB 1B 2B BB		0-0 F7		0-0 1-3		0-0 4-3		0-0 L6	4 1 0 0 1 0 1																	
Mark Whiten, S OBP: 0.376, SLG: 0.372 (1, 9)	0-0 1-3 2-H 2B 1B		0-3 K		0-0 1-3		0-0 2B		0-0 DI 1B	5 1 3 2 0 1 0																	
Todd Zeile, R OBP: 0.371, SLG: 0.470 (1, 5)	0-0 1B 1-H 3-H 2B		0-0 6-3			0-0 1B 23 2B 2B		0-3 K	4-0 1-2 BB	4 1 2 2 1 1 1																	
Mike Lieberthal, R OBP: 0.338, SLG: 0.456 (1, 2)	0-0 2-3 1B			0-0 1B 1B		0-0 23 2B 1B		0-3 K	0-3 K	5 0 3 0 0 2 3																	
23 Kevin Jordan, R OBP: 0.323, SLG: 0.465 (1, 3)	0-0 P3		0-0 F7			0-0 1-3 3-H 2B		0-0 6-3		4 0 1 1 0 0 3																	
Mike Benjamin, R OBP: 0.321, SLG: 0.407 (1, 6)	0-3 K		0-0 1-2 1B		0-0 5-3		0-0 F8		0-0 F8	4 0 1 0 0 1 4																	
Mike Mims, L OBP: 0.250, SLG: 0.250 (6, 1) Ken Ryan, R (7, 1) Steve Frey, R (8, PH) J.R. Phillips, L OBP: 0.220, SLG: 0.333 (8, 1) Russ Springer, R (8, 1) Toby Borland, R (8, 1)		0-0 F7		0-3 K		0-3 K		4-0 BB		3 0 0 0 0 0 2 4 0 1 0 0 0 0 0 0 0 0 0 0 0 0 0 0 0 0 0 0																	
Inning Stats	R: 3 E: 0 K: 2 S: 11	H: 4 LOB: 2 BB: 1 P: 15	R: 0 E: 0 K: 0 S: 3	H: 0 LOB: 0 BB: 0 P: 3	R: 0 E: 0 K: 1 S: 5	H: 0 LOB: 0 BB: 0 P: 5	R: 0 E: 0 K: 2 S: 9	H: 2 LOB: 2 BB: 0 P: 9	R: 0 E: 0 K: 0 S: 3	H: 0 LOB: 0 BB: 0 P: 3	R: 1 E: 0 K: 2 S: 10	H: 3 LOB: 2 BB: 0 P: 10	R: 1 E: 1 K: 2 S: 9	H: 1 LOB: 1 BB: 0 P: 9	R: 0 E: 0 K: 0 S: 3	H: 0 LOB: 1 BB: 1 P: 7	R: 0 E: 0 K: 1 S: 6	H: 1 LOB: 2 BB: 1 P: 10	1B: 7 2B: 4 3B: 0 HR: 0	SF: 0 SAC: 0 DP: 0 HBP: 0	WP: 0 PB: 0 SB: 1 CS: 0	PA: 42					
PITCHER	IP WLS BF H R ER SO BB IBB HBP BLK WP HR S P ERA WHIP																										
Bob Tewksbury, R ERA: 4.6 (1, 1)	5.0		25	9	4	4	5	1	0	0	0	0	0	34	38	7.20	2.000										
Willie Blair, R ERA: 3.49 (6, 1)	1.0		3	0	0	0	2	0	0	0	0	0	0	7	7	0.00	0.000										
Tim Worrell, R ERA: 0.36 (7, 1)	1.0		5	1	1	0	2	0	0	0	0	0	0	9	9	0.00	1.000										
Scott Sanders, R ERA: 3.1 (8, 1)	1.0	W	4	0	0	0	0	1	0	0	0	0	0	3	7	0.00	1.000										
Trevor Hoffman, R ERA: 0.84 (9, 1)	1.0	S	5	1	0	0	1	1	0	0	0	0	0	6	10	0.00	2.000										

Philadelphia Phillies @ San Diego Padres
 Jack Murphy Stadium, San Diego, CA
 Thu May 23 1996, 6:33 AM EDT
 Att. 16,632 - Unknown - 72 F

AB	39
R	5
H	11
RBI	5
BB	3
SO	10
LOB	21



Batter	1	2	3	4	5	6	7	8	9	AB	R	H	RBI	BB	SO	LOB
Rickey Henderson, R (1, 7) OBP: 0.398, SLG: 0.300	0-3 K	4-0 1B BB		0-0 1B		0-0 F8		4-0 HR BB		3	1	1	0	2	1	1
Steve Finley, L (1, 8) OBP: 0.340, SLG: 0.434	0-0 2B	0-0 1B		0-0 1B		0-0 1B		0-0 HR		5	2	5	2	0	0	0
Marc Newfield, R (1, 9) OBP: 0.383, SLG: 0.500	0-0 E	0-0 F9		0-0 G5-4-3		0-0 F9		0-0 5-3		5	1	1	1	0	0	6
Trevor Hoffman, R (9, 1)	1-H 2B			1-3 1B		1-3 2B				0	0	0	0	0	0	0
Brian Johnson, R (1, 2) OBP: 0.358, SLG: 0.603	0-0 L9		0-0 G3 1B		0-0 5-3		0-0 F8	1-0 FC1-6		4	0	1	0	0	0	1
Brad Ausmus, R (8, PR) OBP: 0.262, SLG: 0.239			1B					HBP		0	0	0	0	0	0	0
Wally Joyner, L (1, 3) OBP: 0.446, SLG: 0.535	0-0 E4		0-0 G3		0-0 G3		4-0 1B	0-0 FC1-6		4	2	1	0	1	0	1
Archi Cianfrocco, R (1, 5) OBP: 0.367, SLG: 0.435	2-H BB		1-2 1B		0-0 G3		BB 1B	1-2f 3B								
Jody Reed, R (1, 4) OBP: 0.328, SLG: 0.317	1-2 BB		1-2 2-3		0-0 1B		0-0 1B	1-H 3B		4	1	3	1	1	0	2
Andujar Cedeno, R (1, 6) OBP: 0.267, SLG: 0.295	0-0 F8		4-0 BB		0-0 L7		0-0 6-3	0-0 5-3		4	0	0	0	1	0	6
Luis Lopez, S (7, PH) OBP: 0.306, SLG: 0.364			G4-6-3 BB		0-0 L7		1-2 3-H			3	0	1	0	0	0	3
Bob Tewksbury, R (1, 1)			0-0 P5		0-0 G4-6-3		0-0 FC4	0-0 1B		1	0	1	1	0	0	0
Willie Blair, R (6, 1)			1-2f				2-H 1B			0	0	0	0	0	0	0
Chris Gwynn, L (6, PH) OBP: 0.346, SLG: 0.238			0-0 6-3		0-0 5-3		0-0 FC4	0-3 K		2	0	0	0	0	0	0
Tim Worrell, R (7, 1)							0-0 2B			0	0	0	0	0	0	0
Scott Livingstone, L (7, PH) OBP: 0.274, SLG: 0.353							1-2f			1	0	0	0	0	1	1
Scott Sanders, R (8, 1)										0	0	0	0	0	0	0
Tony Gwynn, L (9, 9)										0	0	0	0	0	0	0

Inning Stats	R: 2	H: 2	E: 1	LOB: 2	K: 1	BB: 1	S: 8	P: 12	R: 0	H: 1	E: 0	LOB: 2	K: 0	BB: 1	S: 4	P: 8	R: 0	H: 2	E: 0	LOB: 2	K: 0	BB: 1	S: 4	P: 8	R: 0	H: 2	E: 0	LOB: 1	K: 0	BB: 0	S: 4	P: 4	R: 0	H: 2	E: 0	LOB: 2	K: 0	BB: 0	S: 5	P: 5	R: 2	H: 2	E: 0	LOB: 1	K: 1	BB: 1	S: 7	P: 11	R: 3	H: 2	E: 0	LOB: 2	K: 0	BB: 1	S: 5	P: 10
--------------	------	------	------	--------	------	-------	------	-------	------	------	------	--------	------	-------	------	------	------	------	------	--------	------	-------	------	------	------	------	------	--------	------	-------	------	------	------	------	------	--------	------	-------	------	------	------	------	------	--------	------	-------	------	-------	------	------	------	--------	------	-------	------	-------

PITCHER	IP	WLS	BF	H	R	ER	SO	BB	IBB	HBP	BLK	WP	HR	S	P	ERA	WHIP
Mike Mimbs, L (1, 1) ERA: 9.0	5.2		29	10	2	1	1	3	0	0	0	0	0	28	40	1.59	2.294
Ken Ryan, R (6, 1) ERA: 2.22	1.0		6	2	2	2	0	1	0	0	1	0	0	5	9	18.00	3.000
Steve Frey, L (7, 1) ERA: 3.52	0.1	L	1	0	0	0	1	0	0	0	0	0	0	3	3	0.00	0.000
Russ Springer, R (8, 1) ERA: 5.11	0.1		4	1	3	3	0	1	0	1	0	0	1	2	7	81.00	6.000
Toby Borland, R (8, 1) ERA: 5.34	0.2		3	1	0	0	0	0	0	0	0	0	0	3	3	0.00	1.500

BOTTOM

Philadelphia Phillies @ San Diego Padres
Jack Murphy Stadium, San Diego, CA

Thu May 23 1996, 6:33 AM EDT
Att: 16,632 - Unknown - 72 F

AB	37
R	7
H	14
RBI	5
BB	5
SO	2
LOB	22



PITCHER	IP	WLS	BF	H	R	ER	SO	BB	IBB	HBP	BLK	WP	HR	S	P	ERA	WHIP
Mike Mimbs, L (1, 1) ERA: 9.0	5.2		29	10	2	1	1	3	0	0	0	0	0	28	40	1.59	2.294
Ken Ryan, R (6, 1) ERA: 2.22	1.0		6	2	2	2	0	1	0	0	1	0	0	5	9	18.00	3.000
Steve Frey, L (7, 1) ERA: 3.52	0.1	L	1	0	0	0	1	0	0	0	0	0	0	3	3	0.00	0.000
Russ Springer, R (8, 1) ERA: 5.11	0.1		4	1	3	3	0	1	0	1	0	0	1	2	7	81.00	6.000
Toby Borland, R (8, 1) ERA: 5.34	0.2		3	1	0	0	0	0	0	0	0	0	0	3	3	0.00	1.500

Batter	1	2	3	4	5	6	7	8	9	AB R H RBI BB SO LOB	TOP		
Rickey Henderson, R OBP: 0.403, SLG: 0.301 Marc Newfield, R OBP: 0.379, SLG: 0.494	2-2 L9-3 1B		3-2 F8		1-3 K		4-2 1B BB	4-1 1B G5-3 BB	0-2 G6-3	3 2 1 0 2 1 1 1 0 0 0 0 0 2			
Steve Finley, L OBP: 0.340, SLG: 0.428	3-2 L9-3 1-1		2-0 F9		4-2 1B BB		0-1 1B 1B	0-1 G5-3	1-0 FC1-5 1B E	5 1 1 0 1 0 4			
Tony Gwynn, L OBP: 0.423, SLG: 0.434 Chris Gwynn, L OBP: 0.393, SLG: 0.304	3-2 G4-3		1-3 K 1B S		2-2 1B 1-2 3-H		4-0 1B HR IBB	3-2 1B BB	1-1 E8 1B 1B 1-H 2-H	3 2 1 1 1 1 0 2 2 2 2 0 0 0			
Wally Joyner, L OBP: 0.449, SLG: 0.531 Arch Cianfrocco, R OBP: 0.380, SLG: 0.447		1-1 P4		4-2 1B BB 1-2		0-0 F9		2-1 BB HR 1B 1-2 2-H 3-H	4-2 G5-3 1B BB	3 1 1 1 2 0 2 1 0 1 1 0 0 0			
Scott Livingstone, L OBP: 0.309, SLG: 0.409		0-2 HBP 1B		0-2 G4-6-3 1B 1-2 2-H		0-1 F7		4-0 HR BB 1-2 2-3	3-2 G5-3 1B	5 1 3 2 1 0 1			
Brian Johnson, R OBP: 0.361, SLG: 0.627		1-0 G4-6-3 HBP		2-0 G4-6-3 1-2f		1-3 K		1-1 HR	0-2 G5-3	4 1 1 4 0 1 4			
Luis Lopez, S OBP: 0.315, SLG: 0.375		0-0 G4-6-3 1-2f				1-0 2B		0-2 G4-3	1-1 G5-3	4 1 1 0 1 0 4			
Jody Reed, R OBP: 0.337, SLG: 0.322 Andujar Cedeno, R OBP: 0.273, SLG: 0.301			0-0 G5-3		1-1 WP 1B 1B		4-0 IBB		3-2 G6-3 FC1-5 1B 1B	3 1 2 0 1 0 0 1 0 1 0 0 0 0			
Fernando Valenzuela, L OBP: 0.158, SLG: 0.158 Brad Ausmus, R OBP: 0.268, SLG: 0.245 Willie Blair, R			0-0 G3		0-1 G2-3 1-2 3-H		2-2 G3		2-1 G6-3 1B 1B	4 0 0 1 0 0 4 1 1 1 0 0 0 0 0 0 0 0 0 0 0			
Inning Stats	R: 0 H: 1 E: 0 LOB: 0 K: 0 BB: 0 S: 13 P: 21	R: 0 H: 1 E: 0 LOB: 1 K: 0 BB: 0 S: 7 P: 9	R: 0 H: 0 E: 0 LOB: 0 K: 0 BB: 0 S: 5 P: 8	R: 1 H: 1 E: 0 LOB: 1 K: 1 BB: 1 S: 12 P: 21	R: 2 H: 2 E: 0 LOB: 2 K: 1 BB: 2 S: 17 P: 29	R: 0 H: 1 E: 0 LOB: 2 K: 1 BB: 1 S: 9 P: 17	R: 5 H: 4 E: 0 LOB: 1 K: 0 BB: 3 S: 14 P: 32	R: 2 H: 2 E: 0 LOB: 2 K: 0 BB: 2 S: 18 P: 33	R: 3 H: 4 E: 1 LOB: 1 K: 0 BB: 0 S: 16 P: 24	1B: 14 SF: 0 2B: 2 SAC: 0 3B: 0 DP: 3 HR: 1 HBP: 1	WP: 2 PA: 50 PB: 0 SB: 2 CS: 0		
PITCHER	IP WLS BF H R ER SO BB IBB HBP BLK WP HR S P ERA WHIP											PITCHER	IP WLS BF H R ER SO BB IBB HBP BLK WP HR S P ERA WHIP
Jason Isringhausen, R ERA: 3.76	(1, 1) 6.0 L 30 7 6 6 3 4 2 1 0 2 0 67 117 9.00 1.833												
Bob MacDonald, L ERA: 4.4	(7, 1) 0.1 2 1 0 0 0 1 0 0 0 0 0 2 8 0.00 6.000												
Bias Minor, R ERA: 2.25	(7, 1) 0.2 4 2 2 2 0 0 0 0 0 0 1 8 12 27.00 3.000												
Jerry Dipoto, R ERA: 5.95	(8, 1) 2.0 14 6 5 4 0 2 0 0 0 0 0 34 57 18.00 4.000												

San Diego Padres @ New York Mets
Shea Stadium, Flushing, NY
Fri May 24 1996, 7:05 PM EDT
Att. 24,751 - Unknown - 73 F

AB	40
R	13
H	16
RBI	12
BB	9
SO	3
LOB	22



Batter	1	2	3	4	5	6	7	8	9	AB	R	H	RBI	BB	SO	LOB
Lance Johnson, L (1, 8) OBP: 0.332, SLG: 0.441 Carl Everett, S (8, 8) OBP: 0.271, SLG: 0.190	1-2 CS 1B		0-0 L7			0-0 G6-3		0-0 G3-1		3	0	1	0	0	0	1
Jose Vizcaino, S (1, 4) OBP: 0.380, SLG: 0.427	1-2 SAFE G5-3		1-1 FC4-6			1-0 G5-3			3-2 L8	4	0	0	0	0	0	2
Bernard Gilkey, R (1, 7) OBP: 0.364, SLG: 0.543 Edgardo Alfonzo, R (8, 5) OBP: 0.250, SLG: 0.234	1-3 K		2-1 SAFE L7			0-3 K			1-0 F9	3	0	0	0	0	2	1
Rico Brogna, L (1, 3) OBP: 0.333, SLG: 0.471 Tim Bogar, R (8, 3) OBP: 0.111, SLG: 0.111		1-1 G1-3			0-0 G3-1			3-2 F8	0-0 P5	3	0	0	0	0	0	0
Jeff Kent, R (1, 5) OBP: 0.315, SLG: 0.395 Jerry Dipoto, R (8, 1)		2-1 G5-3			2-0 G6-3			1-0 F9		3	0	0	0	0	0	0
Todd Hundley, S (1, 2) OBP: 0.347, SLG: 0.570		1-0 1B 1B			1-1 L8			1-3 K		3	0	1	0	0	1	0
Butch Huskey, R (1, 9) OBP: 0.276, SLG: 0.338		0-1 1B 1-2 1B			3-2 G5-4-3 1B			1-1 HR		3	1	3	1	0	0	0
Rey Ordonez, R (1, 6) OBP: 0.348, SLG: 0.391		2-2 G6-3			2-2 G5-4-3			2-0 L7		3	0	0	0	0	0	3
Jason Istringhausen, R (1, 1) OBP: 0.278, SLG: 0.313 Bob MacDonald, L (7, 1) Blas Minor, R (7, 1) Chris Jones, R (8, 7) OBP: 0.209, SLG: 0.333			0-1 FC4-6 1B			3-2 G6-3			3-3 K	2	0	1	0	0	0	0

Inning Stats	R: 0	H: 1	E: 0	K: 1	S: 10	LOB: 0	BB: 0	P: 13	R: 0	H: 2	E: 0	K: 0	S: 11	LOB: 2	BB: 0	P: 17	R: 0	H: 1	E: 0	K: 0	S: 7	LOB: 1	BB: 0	P: 10	R: 0	H: 0	E: 0	K: 0	S: 4	LOB: 0	BB: 0	P: 7	R: 0	H: 1	E: 0	K: 0	S: 11	LOB: 0	BB: 0	P: 19	R: 0	H: 0	E: 0	K: 1	S: 5	LOB: 0	BB: 0	P: 6	R: 0	H: 0	E: 0	K: 1	S: 7	LOB: 0	BB: 0	P: 12	R: 1	H: 1	E: 0	K: 1	S: 8	LOB: 0	BB: 0	P: 14	R: 0	H: 0	E: 0	K: 0	S: 6	LOB: 0	BB: 0	P: 10	1B: 5	SF: 0	2B: 0	SAC: 0	3B: 0	DP: 1	HR: 1	HBP: 0	WP: 0	PA: 31
PITCHER	IP	WLS	BF	H	R	ER	SO	BB	IBB	HBP	BLK	WP	HR	S	P	ERA	WHIP																																																																	
Fernando Valenzuela, L (1, 1) ERA: 2.48	8.0	W	28	6	1	1	4	0	0	0	0	0	0	63	98	1.12	0.750																																																																	
Willie Blair, R (9, 1) ERA: 3.38	1.0		3	0	0	0	0	0	0	0	0	0	0	6	10	0.00	0.000																																																																	

BOTTOM

San Diego Padres @ New York Mets
Shea Stadium, Flushing, NY
Fri May 24 1996, 7:05 PM EDT
Att: 24,751 - Unknown - 73 F

livebaseballscores.com

AB	31
R	1
H	6
RBI	1
BB	0
SO	4
LOB	7



Batter	1	2	3	4	5	6	7	8	9	AB	R	H	RBI	BB	SO	LOB	TOP								
Rickey Henderson, R OBP: 0.392, SLG: 0.290 (1, 7)	3-3 K		3-1 F9	3-2 E5 3B	1-3 K		2-3 K			5	1	0	0	0	3	5									
Steve Finley, L OBP: 0.341, SLG: 0.434 (1, 8)	1-1 G4-3		4-0 BB	0-2 3B		2-1 G4-3		0-2 G6-3		4	0	1	3	1	0	0									
Chris Gwynn, L OBP: 0.419, SLG: 0.320 Marc Newfield, R OBP: 0.392, SLG: 0.506 (1, 9) (5, 9)	2-1 1B		4-2 BB	3-2 G6-3		2-2 2B		0-0 E1		2	0	1	0	1	0	1									
Wally Joyner, L OBP: 0.438, SLG: 0.515 (1, 3)	1-2 P2		2-1 F7-6-5-1-5		2-2 F7	1-1 L7		0-2 F8		5	0	0	0	0	0	6									
Scott Livingstone, L OBP: 0.333, SLG: 0.435 Bryce Florie, R (6, 1) Tony Gwynn, L OBP: 0.427, SLG: 0.434 Scott Sanders, R (8, 1) (8, 1)		3-3 K		4-2 2B	2-0 E	1-2 SH1-3		4-0 FC5-4		3	2	2	0	1	1	0									
Brian Johnson, R OBP: 0.351, SLG: 0.611 (1, 2)		0-0 F8		1-2 E	2-2 SH1-3	0-3 K		0-0 FC5-4		5	2	1	0	0	1	5									
Luis Lopez, S OBP: 0.310, SLG: 0.365 (1, 6)		1-0 E8		1-3 K	2-1 SH1-3		3-2 L5		0-1 G6-3	4	0	1	1	0	1	2									
Jody Reed, R OBP: 0.338, SLG: 0.317 (1, 4)		3-3 K		4-0 E	4-0 2B		0-0 P3		1-2 G5-3	3	2	0	0	2	1	1									
Andy Ashby, R OBP: 0.296, SLG: 0.423 Archi Cianfrocco, R OBP: 0.385, SLG: 0.438 (1, 1) (6, 5)			0-2 BB	0-0 P6	2-2 2B		4-2 BB		0-0 F9	3	0	2	2	0	0	3									
Inning Stats	R: 0 E: 0 K: 1 S: 10	H: 1 LOB: 1 BB: 0 P: 17	R: 0 E: 1 K: 2 S: 8	H: 1 LOB: 1 BB: 0 P: 15	R: 0 E: 0 K: 0 S: 10	H: 1 LOB: 2 BB: 2 P: 23	R: 4 E: 1 K: 1 S: 21	H: 2 LOB: 1 BB: 2 P: 37	R: 3 E: 1 K: 1 S: 18	H: 2 LOB: 1 BB: 1 P: 33	R: 0 E: 0 K: 1 S: 15	H: 2 LOB: 2 BB: 0 P: 21	R: 0 E: 0 K: 1 S: 15	H: 0 LOB: 1 BB: 1 P: 24	R: 0 E: 1 K: 0 S: 9	H: 1 LOB: 2 BB: 1 P: 13	R: 0 E: 0 K: 0 S: 7	H: 0 LOB: 0 BB: 0 P: 8	1B: 6 2B: 4 3B: 1 HR: 0	SF: 0 SAC: 1 DP: 1 HBP: 0	WP: 0 PB: 0 SB: 0 CS: 0	PA: 45			
PITCHER	IP	WLS	BF	H	R	ER	SO	BB	IBB	HBP	BLK	WP	HR	S	P	ERA	WHIP								
Paul Wilson, R ERA: 7.13 (1, 1)	4.2	L	27	7	7	3	4	3	2	0	0	0	0	64	121	5.79	2.143								
Dave Micki, R ERA: 3.23 (5, 1)	1.1		6	2	0	0	2	0	0	0	0	0	0	18	25	0.00	1.500								
Doug Henry, R ERA: 4.68 (7, 1)	2.0		9	1	0	0	1	1	1	0	0	0	0	24	37	0.00	1.000								
Blas Minor, R ERA: 2.14 (9, 1)	1.0		3	0	0	0	0	0	0	0	0	0	0	7	8	0.00	0.000								

San Diego Padres @ New York Mets
Shea Stadium, Flushing, NY
Sat May 25 1996, 3:33 AM EDT
Att. 21,057 - Sunny - 64 F

livebaseballscorecards.com

AB	37
R	7
H	10
RBI	6
BB	7
SO	7
LOB	23



BOTTOM

San Diego Padres @ New York Mets
 Shea Stadium, Flushing, NY
 Sat May 25 1996, 3:33 AM EDT
 Att. 21,057 - Sunny - 64 F

livebaseballscores.com

AB	35
R	2
H	10
RBI	2
BB	6
SO	6
LOB	18



WP: 0	PA: 41
PB: 0	
SB: 1	
CS: 2	

AB	R	H	RBI	BB	SO	LOB
5	1	1	0	0	0	2
5	0	3	1	0	0	0
3	0	1	0	2	2	1
3	0	0	0	2	0	3
5	0	0	0	0	2	6
3	1	2	0	1	0	0
4	0	1	0	0	0	2
4	0	2	1	0	0	1
2	0	0	0	0	2	2
0	0	0	0	0	0	0
0	0	0	0	1	0	0
0	0	0	0	0	0	0
1	0	0	0	0	0	1
0	0	0	0	0	0	0

Batter	1	2	3	4	5	6	7	8	9
Lance Johnson, L (1, 8) OBP: 0.329, SLG: 0.435	2-1 F8		0-1 3B 1B		3-1 L8	2-0 G3			0-1 G6-3
Jose Vizcaino, S (1, 4) OBP: 0.386, SLG: 0.444	0-0 G3-1		1-2 3B 1B		1-2 BB 1B				0-2 DI 1B
Carl Everett, S (1, 7) OBP: 0.302, SLG: 0.200	2-3 K		4-2 BB		0-1 BB 1B				0-3 K
Rico Brogna, L (1, 3) OBP: 0.335, SLG: 0.462		1-2 F7	0-1 F8		4-1 BB				4-2 BB
Jeff Kent, R (1, 5) OBP: 0.306, SLG: 0.383		0-3 K		0-0 G5-3	0-1 G6-4-3				1-3 K
Todd Hundley, S (1, 2) OBP: 0.356, SLG: 0.579		2-2 2B		3-2 1B 2B 1B		3-2 F8			4-1 G3 BB
Butch Huskey, R (1, 9) OBP: 0.275, SLG: 0.336		0-0 G4-3		1-1 2B CS 1B		2-2 G6-3			3-2 F7
Rey Ordonez, R (1, 6) OBP: 0.352, SLG: 0.400			3-2 F9	1-1 CS 2B		0-0 BB 1B			1-1 G3
Paul Wilson, R (1, 1) OBP: 0.100, SLG: 0.100			1-3 K2-3	0-3 K		4-0 BB			1-0 G4-3
Dave Mlicko, R (5, 1)				2-3 3-H					
Brent Mayne, L (6, PH) OBP: 0.378, SLG: 0.424									
Doug Henry, R (7, 1)									
Kevin Robertson, S (8, PH) OBP: 0.333, SLG: 0.500									
Blas Minor, R (9, 1)									

Inning Stats	R	H	E	K	S	P
1	0	0	0	1	10	
2	0	1	0	1	13	
3	1	2	0	1	29	
4	1	3	0	1	16	
5	0	2	0	1	18	
6	0	1	0	1	19	
7	0	0	0	1	15	
8	0	0	0	1	16	
9	0	1	0	2	26	

PITCHER	IP	WLS	BF	H	R	ER	SO	BB	IBB	HBP	BLK	WP	HR	S	P	ERA	WHIP
Andy Ashby, R (1, 1) ERA: 3.4	5.2		27	9	2	2	4	3	0	0	0	0	0	64	102	3.18	2.118
Bryce Florie, R (6, 1) ERA: 2.42	1.1		5	0	0	0	0	1	0	0	0	0	0	10	18	0.00	0.750
Scott Sanders, R (8, 1) ERA: 2.82	2.0		9	1	0	0	2	2	0	0	0	0	0	28	42	0.00	1.500

PITCHER	IP	WLS	BF	H	R	ER	SO	BB	IBB	HBP	BLK	WP	HR	S	P	ERA	WHIP
Andy Ashby, R (1, 1) ERA: 3.4	5.2		27	9	2	2	4	3	0	0	0	0	0	64	102	3.18	2.118
Bryce Florie, R (6, 1) ERA: 2.42	1.1		5	0	0	0	0	1	0	0	0	0	0	10	18	0.00	0.750
Scott Sanders, R (8, 1) ERA: 2.82	2.0		9	1	0	0	2	2	0	0	0	0	0	28	42	0.00	1.500

Inning Stats	R	H	E	K	S	P
1	0	0	0	1	10	
2	0	1	0	1	13	
3	1	2	0	1	29	
4	1	3	0	1	16	
5	0	2	0	1	18	
6	0	1	0	1	19	
7	0	0	0	1	15	
8	0	0	0	1	16	
9	0	1	0	2	26	

Batter	1	2	3	4	5	6	7	8	9	AB R H RBI BB SO LOB	TOP	
Rickey Henderson, R OBP: 0.384, SLG: 0.282 (1, 7)	1-0 G5-3		1-3 K			2-1 G1-3		3-1 G5-3		4 0 0 0 0 1 0		
Steve Finley, L OBP: 0.339, SLG: 0.436 (1, 8)	3-3 K			2-2 F7		3-2 2B		1-0 G6-3		4 0 1 0 0 1 0		
Tony Gwynn, L OBP: 0.417, SLG: 0.423 (1, 9)	0-3 K			0-1 F7		2-2 L8			0-0 L8	4 0 0 0 0 1 1		
Wally Joyner, L OBP: 0.444, SLG: 0.515 (1, 3)		2-2 G4-6-3 1B		4-2 BB		0-0 F7			4-1 BB 1B BB	2 0 1 0 2 0 0 0 0 0 0 0 0 0		
Brad Ausmus, R OBP: 0.268, SLG: 0.245 (9, PR)												
Scott Livingstone, L OBP: 0.333, SLG: 0.431 (1, 5)		0-2 G4-6-3 1-2f		0-0 L7		3-2 G3 1B 1B			2-1 SAFE L9	3 0 1 0 0 0 2 1 0 0 0 0 0 1		
Arch Cianfrocco, R OBP: 0.377, SLG: 0.429 (9, PH)												
Brian Johnson, R OBP: 0.370, SLG: 0.618 (1, 2)		0-0 FC4-6 1B			3-1 G1-3		0-0 G3 1-2 1B		0-0 BB 1B	4 0 3 0 0 0 0		
Luis Lopez, S OBP: 0.295, SLG: 0.345 (1, 6)												
Marc Newfield, R OBP: 0.398, SLG: 0.506 (9, PH)		1-0 FC4-6 1-2f		1-2 L6		0-1 G3 1-2 2-3		4-2 BB 1-2 2-3		3 0 0 0 0 0 3 0 0 0 0 1 0 0		
Jody Reed, R OBP: 0.332, SLG: 0.311 (1, 4)			1-0 G6-3		0-0 G1-3		1-0 P4		3-3 K	4 0 0 0 0 1 5		
Sean Bergman, R OBP: 0.087, SLG: 0.087 (1, 1)			1-0 L5			1-1 P4		2-3 K		2 0 0 0 0 0 0		
Chris Gwynn, L OBP: 0.406, SLG: 0.308 (8, PH)										1 0 0 0 0 1 0		
Tim Worrell, R (8, 1)										0 0 0 0 0 0 0		
Inning Stats	R: 0 H: 0 E: 0 LOB: 0 K: 2 BB: 0 S: 7 P: 11	R: 0 H: 2 E: 0 LOB: 1 K: 0 BB: 0 S: 11 P: 14	R: 0 H: 0 E: 0 LOB: 0 K: 1 BB: 0 S: 5 P: 8	R: 0 H: 0 E: 0 LOB: 1 K: 0 BB: 1 S: 8 P: 14	R: 0 H: 0 E: 0 LOB: 0 K: 0 BB: 0 S: 6 P: 10	R: 0 H: 1 E: 0 LOB: 1 K: 0 BB: 0 S: 14 P: 22	R: 0 H: 2 E: 0 LOB: 2 K: 0 BB: 0 S: 11 P: 15	R: 0 H: 0 E: 0 LOB: 0 K: 1 BB: 0 S: 6 P: 12	R: 0 H: 1 E: 0 LOB: 3 K: 1 BB: 2 S: 11 P: 24	1B: 5 SF: 0 2B: 1 SAC: 0 3B: 0 DP: 1 HR: 0 HBP: 0	WP: 0 PA: 35 PB: 0 SB: 0 CS: 0	
PITCHER Bobby Jones, R (1, 1) ERA: 3.79 John Franco, L (9, 1) ERA: 3.38	IP WLS BF H R ER SO BB IBB HBP BLK WP HR S P ERA WHIP	8.0 W 29 5 0 0 4 1 0 0 0 0 0 68 106 0.00 0.750	1.0 S 6 1 0 0 1 2 0 0 0 0 0 0 11 24 0.00 3.000	PITCHER IP WLS BF H R ER SO BB IBB HBP BLK WP HR S P ERA WHIP								

San Diego Padres @ New York Mets
Shea Stadium, Flushing, NY
Sun May 26 1996, 3:33 AM EDT
Att. 20,405 - Cloudy - 63 F

AB	32
R	0
H	6
RBI	0
BB	3
SO	5
LOB	12



Batter	1	2	3	4	5	6	7	8	9	AB	R	H	RBI	BB	SO	LOB			
Lance Johnson, L (1, 8) OBP: 0.332, SLG: 0.437	0-0 G6		3-1 FC4-6 1B		1-1 G5-3		0-2 1B			4	0	2	0	0	0	0			
Jose Vizcaino, S (1, 4) OBP: 0.389, SLG: 0.442	3-2 G1		1-0 FC4-6 BB 1-2f		0-0 1B		4-2 1B			3	0	1	0	1	0	1			
Bernard Gilkey, R (1, 7) OBP: 0.371, SLG: 0.562	2-2 HR		4-0 FC4-6 BB 1-2		1-1 1B		0-0 P4			3	1	2	1	1	0	2			
Rico Brogna, L (1, 3) OBP: 0.333, SLG: 0.456	1-1 1B		0-0 FC4-6 1-2f		2-3 K			1-0 F7		4	0	1	0	0	1	4			
Todd Hundley, S (1, 2) OBP: 0.348, SLG: 0.564	1-0 G3			3-3 K		1-2 P7		3-2 G4-3		4	0	0	0	0	1	1			
Butch Huskey, R (1, 9) OBP: 0.275, SLG: 0.328		3-2 G6-3		4-2 BB		3-2 F9		3-1 L4		3	0	0	0	1	0	0			
John Franco, L (9, 1)										0	0	0	0	0	0	0			
Edgardo Alfonzo, R (1, 5) OBP: 0.254, SLG: 0.227		4-0 G6-3 BB		2-1 F9		3-1 G5-3				2	0	0	0	1	0	1			
Rey Ordonez, R (1, 6) OBP: 0.345, SLG: 0.392		1-0 G6-3 1-2f		1-1 G4-3			0-2 G4-3			3	0	0	0	0	0	2			
Bobby Jones, R (1, 1)			1-2 G4-3		0-0 F7		1-2 G6-3			3	0	0	0	0	0	0			
Chris Jones, R (9, 9) OBP: 0.209, SLG: 0.333										0	0	0	0	0	0	0			
Inning Stats	R: 1 E: 0 K: 0 S: 10	H: 2 LOB: 1 BB: 0 P: 17	R: 0 E: 0 K: 0 S: 4	H: 0 LOB: 0 BB: 1 P: 12	R: 0 E: 0 K: 0 S: 7	H: 1 LOB: 2 BB: 1 P: 16	R: 0 E: 0 K: 1 S: 11	H: 0 LOB: 1 BB: 1 P: 21	R: 0 E: 0 K: 1 S: 11	H: 2 LOB: 2 BB: 0 P: 15	R: 0 E: 0 K: 0 S: 9	H: 0 LOB: 0 BB: 0 P: 16	R: 0 E: 0 K: 0 S: 14	H: 1 LOB: 2 BB: 1 P: 18	R: 0 E: 0 K: 0 S: 6	H: 0 LOB: 0 BB: 0 P: 13	1B: 5 2B: 0 3B: 0 HR: 1	SF: 0 SAC: 0 DP: 1 HBP: 0	
PITCHER	IP WLS L	WLS L	BF L	H R	R ER	SO BB	BB IBB	HBP BLK	WP HR	S P	ERA WHIP								
Sean Bergman, R (1, 1) ERA: 4.79	7.0		30	6	1	2	4	0	0	66	1.29								
Tim Worrell, R (8, 1) ERA: 0.35	1.0		3	0	0	0	0	0	0	6	0.00								

BOTTOM

San Diego Padres @ New York Mets
 Shea Stadium, Flushing, NY
 Sun May 26 1996, 3:33 AM EDT
 Att. 20,405 - Cloudy - 63 F

livebaseballscorecards.com

AB	29
R	1
H	6
RBI	1
BB	4
SO	2
LOB	11



WP: 0	PA: 33
PB: 0	
SB: 1	
CS: 0	

Batter	1	2	3	4	5	6	7	8	9	AB R H RBI BB SO LOB	TOP		
Rickey Henderson, R OBP: 0.381, SLG: 0.276 (1, 7)	0-0 G5-3		1-3 K		4-0 BB			1-2 P4		3 0 0 0 1 1 1			
Steve Finley, L OBP: 0.336, SLG: 0.429 (1, 8)	2-0 L9		0-3 K		1-2 F9			4-2 FC3-4 BB		3 0 0 0 1 1 2			
Marc Newfield, R OBP: 0.382, SLG: 0.484 (1, 9)	1-1 F9		1-2 P4		0-1 G5-3			1-2 FC3-4 2B 1-2f 2-3		4 0 0 0 0 0 2			
Brian Johnson, R OBP: 0.373, SLG: 0.615 (1, 3)		1-1 L8		0-1 G6-4-3 1B		0-2 G3-1		0-0 2B		2 0 1 0 0 0 0			
Wally Joyner, L OBP: 0.445, SLG: 0.520 (4, 3)								1-3 3-H 2B		2 0 1 1 0 0 0			
Archi Cianfrocco, R OBP: 0.368, SLG: 0.434 (1, 5)		2-0 1B 2B		0-3 K		0-2 G6-3		0-0 G6-3		4 1 1 0 0 1 3			
Jody Reed, R OBP: 0.330, SLG: 0.309 (1, 4)		0-2 HR 1B		2-1 G6-4-3 1-2f		1-1 G6-3		1-2 G4-3		4 1 1 1 0 0 1			
Andujar Cedeno, R OBP: 0.279, SLG: 0.325 (1, 6)		1-0 HR			4-1 SH5-4 BB		1-3 K	0-0 G5-3		3 1 1 2 1 1 0			
Trevor Hoffman, R (9, 1)										0 0 0 0 0 0 0	AB 31		
Brad Ausmus, R OBP: 0.260, SLG: 0.237 (1, 2)		3-2 L9		1-3 K		0-3 K		2-3 K		4 0 0 0 0 3 1	R 4		
Joey Hamilton, R OBP: 0.160, SLG: 0.200 (1, 1)		1-1 G6-3		0-2 SH5-4				1-2 FC3-4 BB 2B 1B		2 1 1 0 0 0 0	H 6		
Luis Lopez, S OBP: 0.295, SLG: 0.345 (9, 6)										0 0 0 0 0 0 0	RBI 4		
Inning Stats	R: 0 H: 0 E: 0 LOB: 0 K: 0 BB: 0 S: 4 P: 7	R: 3 H: 3 E: 0 LOB: 0 K: 0 BB: 0 S: 15 P: 23	R: 0 H: 0 E: 0 LOB: 0 K: 2 BB: 0 S: 9 P: 11	R: 0 H: 1 E: 0 LOB: 0 K: 1 BB: 0 S: 8 P: 9	R: 0 H: 0 E: 0 LOB: 2 K: 1 BB: 2 S: 11 P: 21	R: 0 H: 0 E: 0 LOB: 0 K: 0 BB: 0 S: 10 P: 10	R: 0 H: 0 E: 0 LOB: 0 K: 2 BB: 0 S: 10 P: 12	R: 1 H: 2 E: 0 LOB: 2 K: 0 BB: 1 S: 18 P: 25	R: 0 H: 0 E: 0 LOB: 0 K: 1 BB: 0 S: 8 P: 11	1B: 3 SF: 0 2B: 2 SAC: 1 3B: 0 DP: 1 HR: 1 HBP: 0	WP: 0 PA: 35 PB: 0 SB: 0 CS: 0		
PITCHER	IP WLS BF H R ER SO BB IBB HBP BLK WP HR S P ERA WHIP											PITCHER	IP WLS BF H R ER SO BB IBB HBP BLK WP HR S P ERA WHIP
Jeff Fassero, L ERA: 4.1 (1, 1)	7.2 L 31 6 4 4 6 3 0 0 0 0 0 1 84 117 4.70 1.174												
Mike Dyer, R ERA: 3.0 (8, 1)	1.1 4 0 0 0 1 0 0 0 0 0 0 0 9 12 0.00 0.000												

San Diego Padres @ Montreal Expos
Olympic Stadium, Montreal, QB
Mon May 27 1996, 7:05 PM EDT
Att. 44,636 - Dome - 68 F

livebaseballscorecards.com



Batter	1	2	3	4	5	6	7	8	9	AB	R	H	RBI	BB	SO	LOB
Mark Grudzielanek, R (1, 6) OBP: 0.380, SLG: 0.470 Andy Stankiewicz, R (4, 6) OBP: 0.286, SLG: 0.280	1-3 K		2-1 G5-4-3 HBP		0-0 G6-3		2-2 FC5			1	0	0	0	0	1	0
Mike Lansing, R (1, 4) OBP: 0.394, SLG: 0.434	2-0 G4-3		1-1 G5-4-3 1-2f		1-2 F7			1-0 G6-3		4	0	0	0	0	0	1
Henry Rodriguez, L (1, 7) OBP: 0.360, SLG: 0.667	3-2 G4-3			0-1 1B 2B	0-3 K			1-2 F8		4	1	1	0	0	1	0
Moises Alou, R (1, 9) OBP: 0.327, SLG: 0.433		3-3 K		0-0 BB 1B G4-3 1B		0-0 L7		3-2 G4-3		4	1	1	0	0	1	0
David Segui, S (1, 3) OBP: 0.399, SLG: 0.484		3-2 G4-3		0-0 G4-3 BB 1B		1-2 F8			0-3 K	4	1	1	1	0	1	0
Cliff Floyd, L (1, 8) OBP: 0.325, SLG: 0.281		1-0 1B WP 1B		4-1 G6-3 G4-3 1B BB		1-2 G4-3			1-3 K	3	0	1	0	1	1	0
Lenny Webster, R (1, 2) OBP: 0.350, SLG: 0.245 Sherman Obando, R (9, PH) OBP: 0.317, SLG: 0.447 F.P. Santangelo, S (9, PR) OBP: 0.348, SLG: 0.422		2-1 1B		1-0 G4-3		1-1 G6-3			1-2 1B	3	0	1	1	0	0	2
Shane Andrews, R (1, 5) OBP: 0.301, SLG: 0.385 Darrin Fletcher, L (9, PH) OBP: 0.302, SLG: 0.409		1-2 G5-3		0-0 G6-3		1-2 FC5 SH1-4 1B			0-0 F8	3	0	1	1	0	0	3
Jeff Fassero, L (1, 1) OBP: 0.211, SLG: 0.118 Mike Dyer, R (8, 1)			1-1 B1-3		0-3 K		2-2 SH1-4			2	0	0	0	0	1	1

Inning Stats	R: 0	H: 0	E: 0	K: 1	S: 8	H: 0	LOB: 0	BB: 0	P: 14	R: 0	H: 2	E: 0	K: 1	S: 15	H: 2	LOB: 2	BB: 0	P: 25	R: 0	H: 0	E: 0	K: 0	S: 5	H: 0	LOB: 0	BB: 0	P: 9	R: 3	H: 3	E: 0	K: 1	S: 10	H: 0	LOB: 1	BB: 1	P: 15	R: 0	H: 0	E: 0	K: 1	S: 11	H: 0	LOB: 0	BB: 0	P: 12	R: 0	H: 0	E: 0	K: 0	S: 11	H: 0	LOB: 0	BB: 0	P: 13	R: 0	H: 1	E: 0	K: 0	S: 12	H: 1	LOB: 1	BB: 0	P: 18	R: 0	H: 0	E: 0	K: 0	S: 7	H: 0	LOB: 0	BB: 0	P: 12	R: 0	H: 1	E: 0	K: 2	S: 12	H: 1	LOB: 1	BB: 0	P: 14	1B: 6	SF: 0	2B: 1	SAC: 1	3B: 0	DP: 1	HR: 0	HBP: 1	WP: 1	PA: 35
--------------	------	------	------	------	------	------	--------	-------	-------	------	------	------	------	-------	------	--------	-------	-------	------	------	------	------	------	------	--------	-------	------	------	------	------	------	-------	------	--------	-------	-------	------	------	------	------	-------	------	--------	-------	-------	------	------	------	------	-------	------	--------	-------	-------	------	------	------	------	-------	------	--------	-------	-------	------	------	------	------	------	------	--------	-------	-------	------	------	------	------	-------	------	--------	-------	-------	-------	-------	-------	--------	-------	-------	-------	--------	-------	--------

PITCHER	IP	WLS	BF	H	R	ER	SO	BB	IBB	HBP	BLK	WP	HR	S	P	ERA	WHIP
Joey Hamilton, R (1, 1) ERA: 3.75	8.0	W	31	6	3	3	4	1	0	1	0	1	0	79	118	3.38	0.875
Trevor Hoffman, R (9, 1) ERA: 0.81	1.0	S	4	1	0	0	2	0	0	0	0	0	0	12	14	0.00	1.000

BOTTOM

San Diego Padres @ Montreal Expos
Olympic Stadium, Montreal, QB

Mon May 27 1996, 7:05 PM EDT
Att. 44,636 - Dome - 68 F

livebaseballscorecards.com

AB	32
R	3
H	7
RBI	3
BB	1
SO	6
LOB	9



Batter	1	2	3	4	5	6	7	8	9	10	AB	R	H	RBI	BB	SO	LOB	TOP							
Steve Finley, L (1, 8) OBP: 0.332, SLG: 0.421	0-0 F8		2-1 G4-3			0-1 G4-6-3 1-2f			2-3 K		4	0	0	0	0	1	1								
Jody Reed, R (1, 4) OBP: 0.324, SLG: 0.303	0-2 P4			2-2 G5-3				2-2 P6	0-0 G5-3		4	0	0	0	0	0	0								
Tony Gwynn, L (1, 9) OBP: 0.413, SLG: 0.418	2-1 G3			0-1 G4-3				0-0 G4-3	0-0 G4-3	0-0 1B	4	0	1	0	0	0	0								
Ken Caminiti, S (1, 5) OBP: 0.373, SLG: 0.518		0-1 G4-6-3 1B		3-2 G4-3				3-2 G4-3	0-0 L8		4	0	1	0	0	0	1								
Wally Joyner, L (1, 3) OBP: 0.446, SLG: 0.520		2-2 G4-6-3 1B			0-3 K			0-0 F7		0-2 SH3-4 1B	4	1	2	0	0	1	0								
Brian Johnson, R (1, 2) OBP: 0.360, SLG: 0.593		0-1 G4-6-3 1-2f 2-3		0-1 G3				0-0 P3		0-0 SH3-4 1-2	3	0	0	0	0	0	2								
Marc Newfield, R (1, 7) OBP: 0.381, SLG: 0.479		3-3 K		1-3 K				2-2 HR 1B		2-1 SH3-4 1B HBP	3	0	1	0	0	2	1								
Rickey Henderson, R (8, PR) OBP: 0.384, SLG: 0.276											0	1	0	0	0	0	0								
Luis Lopez, S (1, 6) OBP: 0.308, SLG: 0.397			2-3 K			4-2 G4-6-3 BB		1 SAFE 2-0 HR		2-3 K	3	1	1	2	1	2	2								
Bob Tewksbury, R (1, 1) Trevor Hoffman, R (9, 1) Scott Livingstone, L (10, PH) Doug Bochtler, R (10, 1)			1-2 G6-3			1-3 K		0-0 B2-3		0-1 1B	3	0	0	0	0	1	2								
											0	0	0	0	0	0	0								
											1	0	1	1	0	0	0								
											0	0	0	0	0	0	0								
Inning Stats	R: 0 E: 0 K: 0 S: 6	H: 0 LOB: 0 BB: 0 P: 8	R: 0 E: 0 K: 1 S: 10	H: 2 LOB: 1 BB: 0 P: 15	R: 0 E: 0 K: 1 S: 8	H: 0 LOB: 0 BB: 0 P: 13	R: 0 E: 0 K: 0 S: 9	H: 0 LOB: 0 BB: 0 P: 14	R: 0 E: 0 K: 2 S: 8	H: 0 LOB: 0 BB: 0 P: 9	R: 0 E: 0 K: 1 S: 7	H: 0 LOB: 0 BB: 1 P: 12	R: 0 E: 0 K: 0 S: 7	H: 0 LOB: 0 BB: 0 P: 12	R: 2 E: 0 K: 0 S: 8	H: 2 LOB: 1 BB: 0 P: 12	R: 0 E: 0 K: 1 S: 6	H: 1 LOB: 1 BB: 0 P: 8	R: 1 E: 0 K: 1 S: 10	H: 2 LOB: 2 BB: 0 P: 14	1B: 6 2B: 0 3B: 0 HR: 1	SF: 0 SAC: 1 DP: 2 HBP: 1	WP: 0 PB: 0 SB: 0 CS: 0	PA: 36	
PITCHER	IP	WLS	BF	H	R	ER	SO	BB	IBB	HBP	BLK	WP	HR	S	P	ERA	WHIP								
Pedro Martinez, R (1, 1) ERA: 2.97	8.0		27	4	2	2	5	1	0	0	0	0	1	63	95	2.25	0.625								
Omar Daal, L (9, 1) ERA: 3.34	0.2		3	1	0	0	1	0	0	0	0	0	0	5	7	0.00	1.500								
Tim Scott, R (9, 1) ERA: 2.25	0.1	L	2	1	1	1	0	0	0	0	0	0	0	4	4	27.00	3.000								
Dave Veres, R (10, 1) ERA: 5.82	1.0		4	1	0	0	1	0	0	1	0	0	0	7	11	0.00	1.000								

San Diego Padres @ Montreal Expos
Olympic Stadium, Montreal, QB
Tue May 28 1996, 7:05 PM EDT
Att. 16,537 - Dome - 68 F

livebaseballscorecards.com

AB	33
R	3
H	7
RBI	3
BB	1
SO	7
LOB	9



Batter	1	2	3	4	5	6	7	8	9	10	AB	R	H	RBI	BB	SO	LOB	
Andy Stankiewicz, R OBP: 0.258, SLG: 0.250 Dave Silvestri, R OBP: 0.350, SLG: 0.247	(1, 6) B X G5-3	(8, PH) X FC5-4	(9, 6)		0-3 K			1-0 G4-3			3	0	0	0	0	1	2	
Mike Lansing, R OBP: 0.396, SLG: 0.435	(1, 4) B X G3			1-0 G4-6-3				0-1 G4-3			4	0	2	0	0	0	0	
Henry Rodriguez, L OBP: 0.358, SLG: 0.674	(1, 7) SAFE B X G3			0-0 G4-6-3				1-2 G3			4	1	1	1	0	0	2	
Moises Alou, R OBP: 0.321, SLG: 0.424	(1, 8) X G6-3			3-1 P4				2-0 L8			4	0	0	0	0	1	1	
David Segui, S OBP: 0.395, SLG: 0.478	(1, 3)			1-2 G4-3				2-1 G4-3			4	0	1	0	0	0	0	
Sherman Obando, R OBP: 0.318, SLG: 0.438 F.P. Santangelo, S OBP: 0.345, SLG: 0.417	(1, 9) (8, 8)			4-0 2B FC4-6 BB				0-3 K			2	1	0	0	1	2	1	
Darrin Fletcher, L OBP: 0.301, SLG: 0.411	(1, 2)			1-2 SAFE SAFE SAFE FC4-6 2B				2-1 L7			4	0	1	0	0	0	1	
Shane Andrews, R OBP: 0.299, SLG: 0.375	(1, 5)			4-0 FC4-6 IBB				1-1 FC6-4			3	0	0	0	1	0	1	
Pedro Martinez, R OBP: 0.200, SLG: 0.091 Cliff Floyd, L OBP: 0.317, SLG: 0.273 Omar Daal, L OBP: 0.317, SLG: 0.273 Tim Scott, R OBP: 0.317, SLG: 0.273 Dave Veres, R OBP: 1.000, SLG: 1.333 Lenny Webster, R OBP: 0.244, SLG: 0.240	(1, 1) (8, PH) (9, 1) (9, 1) (10, 1) (10, PH)			0-1 FC4-6 FC5-4				1-0 P4				2	0	0	1	0	0	2

BOTTOM	
AB	34
R	2
H	5
RBI	2
BB	2
SO	5
LOB	10

Inning Stats	
R: 0	H: 1
E: 0	LOB: 1
K: 0	BB: 0
S: 4	P: 10

PITCHER	
IP	8.0
WLS	W
BF	4
H	1
R	1
ER	1
SO	3
BB	1
IBB	1
HBP	0
BLK	0
WP	0
HR	1
S	15
P	23
ERA	1.12
WHIP	0.625

San Diego Padres @ Montreal Expos
 Olympic Stadium, Montreal, QB
 Tue May 28 1996, 7:05 PM EDT
 Att: 16,537 - Dome - 68 F

livebaseballscorecards.com



Batter	1	2	3	4	5	6	7	8	9	AB R H RBI BB SO LOB	TOP											
Rickey Henderson, R OBP: 0.385, SLG: 0.300 (1, 7)	1-0 G4-3		1-1 1-H 1B		0-0 F8			1-0 HR	1-3 K	5 1 2 2 0 1 1												
Steve Finley, L OBP: 0.335, SLG: 0.441 (1, 8)	1-2 G4		2-1 G4-3			3-2 HR		2-1 G4-3 2B		4 1 2 1 0 0 1												
Tony Gwynn, L OBP: 0.409, SLG: 0.414 (1, 9)	2-2 G3-1			1-0 1B 1B		0-0 F7		1-0 G4-3		4 0 1 0 0 0 1												
Ken Caminiti, S OBP: 0.372, SLG: 0.521 Archi Cianfrocco, R OBP: 0.362, SLG: 0.426 (8, PH) (8, 3)		1-1 F9		0-0 P2		1-0 G4-3 2B		3-3 K		3 0 1 0 0 0 1 1 0 0 0 0 1 1												
Wally Joyner, L OBP: 0.442, SLG: 0.514 Tim Worrell, R (8, 1)		0-2 G3		0-1 1-2 1B		0-2 G4-3		0-3 K		4 0 1 0 0 1 2 0 0 0 0 0 0 0												
Brian Johnson, R OBP: 0.348, SLG: 0.571 Bryce Florie, R (7, 1) Scott Livingstone, L OBP: 0.351, SLG: 0.446 (8, 5)		1-0 F8		2-0 F9		1-1 G6-3			0-0 G5-3 1B 1B	3 0 0 0 0 0 3 0 0 0 0 0 0 0 1 1 1 0 0 0 0												
Luis Lopez, S OBP: 0.290, SLG: 0.371 (1, 4)			0-2 F9	0-1 F7			3-3 K		0-1 F9	4 0 0 0 0 1 3												
Andujar Cedeno, R OBP: 0.271, SLG: 0.315 (1, 6)			1-1 G6-3		1-2 L9		2-2 G6-3		3-1 G5-3	4 0 0 0 0 0 1												
Fernando Valenzuela, L OBP: 0.200, SLG: 0.200 Willie Blair, R (3, 1) Chris Gwynn, L OBP: 0.394, SLG: 0.296 Scott Sanders, R (5, 1) Brad Ausmus, R OBP: 0.264, SLG: 0.241 (7, PH) (7, 2)			1-1 1B 1B		0-3 K		2-0 G6-3		3-2 DI 2-H 1B	1 1 1 0 0 0 0 0 0 0 0 0 0 0 1 0 0 0 0 1 0 0 0 0 0 0 0 0 2 0 1 1 0 0 0												
Inning Stats	R: 0 E: 0 K: 0 S: 7	H: 0 LOB: 0 BB: 0 P: 11	R: 0 E: 0 K: 0 S: 6	H: 0 LOB: 0 BB: 0 P: 8	R: 1 E: 0 K: 0 S: 11	H: 2 LOB: 1 BB: 0 P: 16	R: 0 E: 0 K: 0 S: 7	H: 2 LOB: 2 BB: 0 P: 10	R: 0 E: 0 K: 1 S: 7	H: 0 LOB: 0 BB: 0 P: 8	R: 1 E: 0 K: 0 S: 10	H: 2 LOB: 1 BB: 0 P: 15	R: 0 E: 0 K: 1 S: 8	H: 0 LOB: 0 BB: 0 P: 15	R: 1 E: 0 K: 2 S: 13	H: 2 LOB: 1 BB: 0 P: 20	R: 1 E: 0 K: 1 S: 11	H: 2 LOB: 1 BB: 0 P: 18	1B: 6 2B: 2 3B: 0 HR: 2	SF: 0 SAC: 0 DP: 0 HBP: 0	WP: 1 PB: 0 SB: 0 CS: 0	PA: 37
PITCHER	IP WLS BF H R ER SO BB IBB HBP BLK WP HR S P ERA WHIP																				PITCHER	IP WLS BF H R ER SO BB IBB HBP BLK WP HR S P ERA WHIP
Ugueth Urbina, R ERA: 3.18 (1, 1)	7.0 W 27 6 2 2 2 0 0 0 0 1 1 56 83 2.57 0.857																					
Omar Daal, L ERA: 3.6 (8, 1)	0.1 3 2 1 1 0 0 0 0 0 0 0 1 4 8 27.00 6.000																					
Mike Dyer, R ERA: 2.93 (8, 1)	0.2 2 0 0 0 2 0 0 0 0 0 0 0 9 12 0.00 0.000																					
Mel Rojas, R ERA: 5.34 (9, 1)	1.0 5 2 1 1 1 0 0 0 0 0 0 0 11 18 9.00 2.000																					

San Diego Padres @ Montreal Expos
Olympic Stadium, Montreal, QB
Wed May 29 1996, 7:05 PM EDT
Att. 14,386 - Dome - 68 F

livebaseballscorecards.com

AB 37
R 4
H 10
RBI 4
BB 0
SO 5
LOB 14



Batter	1	2	3	4	5	6	7	8	9
Andy Stankiewicz, R OBP: 0.250, SLG: 0.242 (1, 6)	0-0 1B	2-2 F8	0-0 F9		1-3 K		0-0 G4-3		
Mike Lansing, R OBP: 0.391, SLG: 0.429 (1, 4)	2-0 P7	1-0 L6		1-0 1B FC4-6	1-3 K			2-1 F9	
Henry Rodriguez, L OBP: 0.359, SLG: 0.681 (1, 7)	2-3 K		4-2 1B 1B BB	2-0 F7		0-1 HR	3-3 K		
Moises Alou, R OBP: 0.332, SLG: 0.431 (1, 8) (9, 9)	3-2 1B		0-0 1B 1B	1-0 FC4-6 1B	1-0 G5-3		4-0 BB		
David Segui, S OBP: 0.390, SLG: 0.469 (1, 3)	1-0 L4		1-2 BB 1B	1-2 FC4-6 FC5-4	0-1 L7		1-1 G4-3		
Sherman Obando, R OBP: 0.306, SLG: 0.420 F.P. Santangelo, S OBP: 0.345, SLG: 0.417 (1, 9) (9, 8)		1-2 G6-3	2-3 K	2-1 FC5-4	1-0 G1				
Lenny Webster, R OBP: 0.385, SLG: 0.321 (1, 2)		2-1 2B	1-0 BB 1B		3-2 HR 2B		1-0 HBP		
Shane Andrews, R OBP: 0.313, SLG: 0.417 (1, 5)		0-2 1B 2B	4-1 BB		0-1 HR		0-3 K		
Ugueth Urbina, R OBP: 0.200, SLG: 0.200 Cliff Floyd, L OBP: 0.310, SLG: 0.265 Omar Daal, L Mike Dyer, R Mel Rojas, R OBP: 0.500, SLG: 0.500 (1, 1) (7, PH) (8, 1) (8, 1) (9, 1)		0-0 1B	1-3 K		1-3 K		1-3 K		

AB	R	H	RBI	BB	SO	LOB
5	1	1	0	0	1	5
5	1	1	0	0	1	2
4	2	1	1	1	2	2
4	1	3	1	1	0	0
5	0	1	1	0	0	3
4	0	0	0	0	1	4
0	0	0	0	0	0	0
3	2	3	2	0	0	0
3	2	2	3	1	1	1
3	0	1	1	0	2	3
1	0	0	0	0	1	1
0	0	0	0	0	0	0
0	0	0	0	0	0	0
0	0	0	0	0	0	0

WP	HR	S	P	ERA	WHIP
0	0	34	56	19.29	3.857
0	0	13	25	5.40	1.800
0	2	20	28	13.50	1.500
0	0	7	9	0.00	0.000
0	0	9	19	0.00	1.000

AB	37
R	9
H	13
RBI	9
BB	3
SO	9
LOB	21



WP	HR	S	P	ERA	WHIP
0	0	34	56	19.29	3.857
0	0	13	25	5.40	1.800
0	2	20	28	13.50	1.500
0	0	7	9	0.00	0.000
0	0	9	19	0.00	1.000

San Diego Padres @ Montreal Expos
Olympic Stadium, Montreal, QB
Wed May 29 1996, 7:05 PM EDT
Att. 14,386 - Dome - 68 F

livebaseballscorecards.com

PITCHER	IP	WLS	BF	H	R	ER	SO	BB	IBB	HBP	BLK	WP	HR	S	P	ERA	WHIP
Fernando Valenzuela, L ERA: 3.18	2.1	L	16	8	5	5	2	1	0	0	0	0	0	34	56	19.29	3.857
Willie Blair, R ERA: 3.48	3.1		8	2	1	1	1	1	0	0	0	0	0	13	25	5.40	1.800
Scott Sanders, R ERA: 3.7	5.1		9	3	3	3	3	0	0	0	0	0	2	20	28	13.50	1.500
Bryce Florie, R ERA: 2.33	7.1		4	0	0	0	2	0	0	1	0	0	0	7	9	0.00	0.000
Tim Worrell, R ERA: 0.33	8.1		4	0	0	0	1	1	0	0	0	0	0	9	19	0.00	1.000

Batter	1	2	3	4	5	6	7	8	9	AB R H RBI BB SO LOB	TOP		
Rickey Henderson, R OBP: 0.392, SLG: 0.303 Chris Gwynn, L OBP: 0.382, SLG: 0.286	1-2 G6-3 HBP		4-1 G4-3 2B BB		1-0 G4-3 E 1B		2-2 F7		0-3 K	2 2 1 0 1 0 0 1 0 0 0 0 1 0			
Steve Finley, L OBP: 0.333, SLG: 0.442	1-2 G6-3 1B 2B		1-2 G3		1-2 E1 G4-3		1-1 F9			4 1 1 0 0 0 3			
Tony Gwynn, L OBP: 0.406, SLG: 0.406	0-2 G6-3		0-0 G4-3		0-0 G4-3		4-1 BB			3 0 0 2 1 0 4			
Archi Cianfrocco, R OBP: 0.377, SLG: 0.456 Ken Caminiti, S OBP: 0.369, SLG: 0.517	0-1 G6-4-3 1B		1-1 2B		1-3 K		0-3 K			3 0 2 2 0 1 2 1 0 0 0 0 1 1			
Brian Johnson, R OBP: 0.333, SLG: 0.545	0-1 G6-4-3		0-3 K		2-2 F9			2-1 G6-3		4 0 0 0 0 1 4			
Wally Joyner, L OBP: 0.434, SLG: 0.503		2-1 P5		0-0 L6		2-3 K		1-2 F8		4 0 0 0 0 1 0			
Jody Reed, R OBP: 0.323, SLG: 0.307		3-1 L6		1-0 2B		2-2 G5-3		1-1 P4		4 0 1 0 0 0 0			
Andujar Cedeno, R OBP: 0.271, SLG: 0.313		0-3 K		0-3 K		3-2 1B			1-0 F9	4 0 1 0 0 2 1			
Andy Ashby, R OBP: 0.300, SLG: 0.414 Scott Livingstone, L OBP: 0.346, SLG: 0.440 Trevor Hoffman, R OBP: 0.346, SLG: 0.440			1-1 G3 BB G4-3 1B		1-3 K		3-2 P4		1-3 K	3 1 1 0 0 1 2 1 0 0 0 0 1 0 0 0 0 0 0 0 0			
Inning Stats	R: 2 H: 2 E: 0 LOB: 0 K: 0 BB: 0 S: 12 P: 14	R: 0 H: 0 E: 0 LOB: 0 K: 1 BB: 0 S: 7 P: 12	R: 2 H: 2 E: 0 LOB: 1 K: 1 BB: 1 S: 12 P: 19	R: 0 H: 1 E: 0 LOB: 1 K: 2 BB: 0 S: 10 P: 12	R: 0 H: 1 E: 1 LOB: 2 K: 1 BB: 0 S: 12 P: 17	R: 0 H: 1 E: 0 LOB: 1 K: 1 BB: 0 S: 19 P: 29	R: 0 H: 0 E: 0 LOB: 1 K: 1 BB: 1 S: 9 P: 16	R: 0 H: 0 E: 0 LOB: 0 K: 0 BB: 0 S: 7 P: 11	R: 0 H: 0 E: 0 LOB: 0 K: 2 BB: 0 S: 7 P: 9	1B: 4 SF: 0 2B: 3 SAC: 0 3B: 0 DP: 1 HR: 0 HBP: 1	WP: 0 PA: 37 PB: 0 SB: 0 CS: 0		
PITCHER	IP WLS BF H R ER SO BB IBB HBP BLK WP HR S P ERA WHIP											PITCHER	IP WLS BF H R ER SO BB IBB HBP BLK WP HR S P ERA WHIP
Terry Mulholland, L ERA: 5.26	(1, 1) 4.1 L 21 6 4 4 4 1 0 1 0 0 0 46 64 8.31 1.615												
Ron Blazier, R ERA:	(5, 1) 1.2 6 1 0 0 2 0 0 0 0 0 0 26 39 0.00 0.600												
Dave Leiper, L ERA: 5.93	(7, 1) 0.2 3 0 0 0 0 1 0 0 0 0 0 6 13 0.00 1.500												
Russ Springer, R ERA: 4.3	(7, 1) 2.1 7 0 0 0 3 0 0 0 0 0 0 17 23 0.00 0.000												

San Diego Padres @ Philadelphia Phillies
Veterans Stadium, Philadelphia, PA
Fri May 31 1996, 7:05 PM EDT
Att. 22,110 - Unknown - 72 F

livebaseballscorecards.com

AB	34
R	4
H	7
RBI	4
BB	2
SO	9
LOB	17



Batter	1	2	3	4	5	6	7	8	9	AB R H RBI BB SO LOB	BOTTOM
--------	---	---	---	---	---	---	---	---	---	----------------------	--------

Ricky Otero, S (1, 8) <small>OBP: 0.444, SLG: 0.286</small>										3 1 0 0 1 1 1	San Diego Padres @ Philadelphia Phillies Veterans Stadium, Philadelphia, PA <small>Fri May 31 1996, 7:05 PM EDT</small> <small>Att: 22,110 - Unknown - 72 F</small>
Mickey Morandini, L (1, 4) <small>OBP: 0.328, SLG: 0.343</small>										2 1 1 0 2 0 0	
Mark Whiten, S (1, 9) <small>OBP: 0.373, SLG: 0.395</small>										4 0 0 0 0 1 4	
Pete Incaviglia, R (1, 7) <small>OBP: 0.331, SLG: 0.581</small>										3 0 0 0 1 1 1	
Todd Zeile, R (1, 5) <small>OBP: 0.362, SLG: 0.490</small>										4 0 0 1 0 1 2	
Benito Santiago, R (1, 3) <small>OBP: 0.309, SLG: 0.485</small>										3 0 0 0 1 0 2	
Mike Lieberthal, R (1, 2) <small>OBP: 0.346, SLG: 0.534</small>										4 0 1 0 0 1 0	
Mike Benjamin, R (1, 0) <small>OBP: 0.342, SLG: 0.457</small> Ron Blazer, R (5, 1) <small>OBP: 0.271, SLG: 0.209</small> Glenn Murray, R (6, PH) <small>OBP: 0.271, SLG: 0.209</small> Dave Leiper, L (7, 1) <small>OBP: 0.353, SLG: 0.325</small> Russ Springer, R (7, 1) <small>OBP: 0.353, SLG: 0.325</small> Jim Eisenreich, L (9, PH)									2 0 1 0 0 1 2 0 0 0 0 0 0 0 1 0 0 0 0 1 0 0 0 0 0 0 0 0 0 0 0 0 0 0 0 1 0 0 0 0 0 0		
Terry Mulholland, R (1, 1) <small>OBP: 0.190, SLG: 0.381</small> Kevin Stocker, S (5, 6) <small>OBP: 0.315, SLG: 0.294</small>										0 0 0 0 0 0 0 3 0 0 0 0 1 0	

Inning Stats	R: 0 H: 0 E: 0 K: 1 S: 10	H: 0 LOB: 1 BB: 1 P: 18	R: 0 H: 0 E: 0 K: 1 S: 6	H: 0 LOB: 0 BB: 0 P: 10	R: 0 H: 1 E: 0 K: 0 S: 7	H: 1 LOB: 2 BB: 1 P: 13	R: 0 H: 1 E: 0 K: 2 S: 12	H: 1 LOB: 2 BB: 1 P: 20	R: 2 H: 1 E: 1 K: 0 S: 12	H: 1 LOB: 2 BB: 2 P: 27	R: 0 H: 0 E: 0 K: 2 S: 7	H: 0 LOB: 0 BB: 0 P: 8	R: 0 H: 0 E: 0 K: 1 S: 9	H: 0 LOB: 0 BB: 0 P: 13	R: 0 H: 0 E: 0 K: 1 S: 7	H: 0 LOB: 0 BB: 0 P: 8	R: 0 H: 0 E: 0 K: 0 S: 9	H: 0 LOB: 0 BB: 0 P: 17	1B: 3 2B: 0 3B: 0 HR: 0	SF: 0 SAC: 1 DP: 0 HBP: 0	WP: 0 PB: 0 SB: 1 CS: 0	PA: 36
---------------------	---------------------------	-------------------------	--------------------------	-------------------------	--------------------------	-------------------------	---------------------------	-------------------------	---------------------------	-------------------------	--------------------------	------------------------	--------------------------	-------------------------	--------------------------	------------------------	--------------------------	-------------------------	-------------------------	---------------------------	-------------------------	--------

PITCHER	IP WLS BF H R ER SO BB IBB HBP BLK WP HR S P ERA WHIP	Andy Ashby, R (1, 1) ERA: 3.08	8.0 W 33 3 2 0 8 5 0 0 0 0 0 70 117 0.00 1.000	Trevor Hoffman, R (9, 1) ERA: 1.11	1.0 S 3 0 0 0 0 0 0 0 0 0 0 9 17 0.00 0.000
----------------	---	--	--	--	---



Batter	1	2	3	4	5	6	7	8	9	AB R H RBI BB SO LOB	TOP					
Rickey Henderson, R OBP: 0.397, SLG: 0.303 (1, 7)	1-1 G5-3 BB 1B		1-2 G5-3		4-2 E SF8 S BB	4-1 HR BB		0-3 K		3 2 1 0 2 1 0						
Steve Finley, L OBP: 0.343, SLG: 0.464 (1, 8)	4-0 G5-3 BB		4-0 1B HR BB		1-0 P9	1-2 HR		0-1 2B		3 2 2 4 2 0 1						
Tony Gwynn, L OBP: 0.400, SLG: 0.402 (1, 9)	0-2 G5-3 1-2 2-3f		2-2 1 SAFE 2 SAFE 1 HR 1B		0-1 SF8	0-1 G3		0-1 P9		4 1 1 1 0 0 3						
Ken Caminiti, S OBP: 0.370, SLG: 0.534 (1, 5)	0-0 L7		0-0 1-H 2-H HR		0-1 1B		2-0 G6-3		3-1 P7	5 1 2 3 0 0 1						
Archi Cianfrocco, R OBP: 0.364, SLG: 0.435 (1, 3)		0-3 K	0-1 2B 1B		0-0 G1-3		1-1 F8		1-1 L8	5 0 1 0 0 1 1						
Brian Johnson, R OBP: 0.347, SLG: 0.570 (1, 2)		3-1 FC4-6 1B	0-2 1-H 2B			2-0 G4-3		1-1 2B		5 0 3 0 0 0 0						
Jody Reed, R OBP: 0.322, SLG: 0.302 (1, 4)		2-2 FC4-6 1-2f		0-1 G6-3		0-0 E5 BB WP HR		4-1 BB		3 1 0 0 1 0 1						
Andujar Cedeno, R OBP: 0.270, SLG: 0.307 Tim Worrell, R (7, 1)	1-0 G5-3		2-3 K		2-3 K	4-2 HR BB		1-3 K		3 1 0 0 1 2 3 0 0 0 0 0 0 0						
Sean Bergman, R OBP: 0.080, SLG: 0.080 Scott Livingstone, L OBP: 0.342, SLG: 0.434 Willie Blair, R Luis Lopez, S OBP: 0.286, SLG: 0.365 (1, 1) (6, PH) (6, 1) (7, 6)			1-3 K2-3		1-2 G4-3	0-3 K		1-0 P8		2 0 0 0 0 1 0 1 0 0 0 0 1 2 0 0 0 0 0 0 0 1 0 0 0 0 0 0						
Inning Stats	R: 0 H: 1 E: 0 LOB: 1 K: 0 BB: 1 S: 6 P: 11	R: 0 H: 1 E: 0 LOB: 1 K: 1 BB: 0 S: 9 P: 15	R: 3 H: 4 E: 0 LOB: 2 K: 1 BB: 1 S: 16 P: 24	R: 0 H: 0 E: 0 LOB: 0 K: 1 BB: 0 S: 8 P: 11	R: 1 H: 1 E: 0 LOB: 1 K: 0 BB: 1 S: 8 P: 13	R: 4 H: 1 E: 1 LOB: 0 K: 1 BB: 2 S: 14 P: 25	R: 0 H: 1 E: 0 LOB: 2 K: 1 BB: 1 S: 9 P: 18	R: 0 H: 1 E: 0 LOB: 1 K: 1 BB: 0 S: 8 P: 9	R: 0 H: 0 E: 0 LOB: 0 K: 0 BB: 0 S: 5 P: 10	1B: 5 SF: 1 2B: 3 SAC: 0 3B: 0 DP: 1 HR: 2 HBP: 0	WP: 1 PA: 42 PB: 0 SB: 1 CS: 0					
PITCHER	IP WLS BF H R ER SO BB IBB HBP BLK WP HR S P ERA WHIP															
Mike Mims, L ERA: 8.64 Toby Borland, R ERA: 4.88 Dave Leiper, L ERA: 6.0 Ron Blazier, R ERA:	(1, 1) (6, 1) (6, 1) (8, 1)	5.0 0.2 1.1 2.0	L 5 7 7	23 0 7 7	7 0 2 1	4 3 1 0	4 1 0 0	3 1 1 1	3 2 1 0	0 0 0 0	0 0 0 0	0 1 1 0	47 9 14 13	74 19 24 19	7.20 13.50 0.00 0.00	2.000 3.000 2.250 0.500

San Diego Padres @ Philadelphia Phillies
Veterans Stadium, Philadelphia, PA
Sat Jun 01 1996, 7:05 PM EDT
Att. 27,623 - Unknown - 75 F

AB	35
R	8
H	10
RBI	8
BB	6
SO	6
LOB	12



Batter	1	2	3	4	5	6	7	8	9	AB	R	H	RBI	BB	SO	LOB
Ricky Otero, S OBP: 0.391, SLG: 0.263 (1, 8)	1-0 F8		1-3 K		1-1 WP 1B		2-1 P7		1-1 P4	5	1	1	0	0	1	0
Mickey Morandini, L OBP: 0.333, SLG: 0.358 (1, 4)	0-0 G5-3			2-0 G3-1 3B	2-2 S 1B		2-1 1B 1B		3-3 K	5	1	3	1	0	1	0
Mark Whiten, S OBP: 0.376, SLG: 0.393 (1, 9)	1-2 P7			2-1 G3-1	4-2 SAFE BB		2-2 1B			3	0	1	1	1	0	0
Pete Incaviglia, R OBP: 0.336, SLG: 0.575 Ron Blazier, R (8, 1)		2-0 FC5-4 HBP		1-2 G5-3 1B	0-2 P4		1-3 K			3	0	1	0	0	1	4
Todd Zeile, R OBP: 0.360, SLG: 0.485 (1, 5)		2-1 L4		0-1 G5-3 1B		1-3 K		1-1 L8		4	0	1	0	0	1	1
Mike Lieberthal, R OBP: 0.329, SLG: 0.506 (1, 2)		1-0 FC5-4		2-2 G5-3		0-0 L9		3-3 K		4	0	0	0	0	1	3
23 Kevin Jordan, R OBP: 0.296, SLG: 0.435 (1, 3)		1-2 L8		1-3 K		1-2 G6-3		1-1 2B		4	0	1	0	0	1	3
Kevin Stocker, S OBP: 0.308, SLG: 0.286 (1, 6)			0-3 K		0-0 G4-3		2-0 F8		0-0 G4-1	4	0	0	0	0	1	1
Mike Mimbs, L OBP: 0.222, SLG: 0.222 Lee Tinsley, S OBP: 0.200, SLG: 0.137 Toby Sorland, R Dave Leiper, L Glenn Murray, R OBP: 0.280, SLG: 0.289	(1, 1) (5, PH) (6, 1) (6, 1) (7, PH) (8, 7)		0-0 G6-3		0-2 G4-3		3-2 HR		1-0 F8	1	0	0	0	0	0	0

Inning Stats	R: 0	H: 0	E: 0	K: 0	S: 6	R: 0	H: 0	E: 0	K: 0	S: 6	R: 0	H: 0	E: 0	K: 2	S: 8	R: 1	H: 3	E: 0	K: 1	S: 17	R: 1	H: 2	E: 0	K: 0	S: 15	R: 0	H: 0	E: 0	K: 1	S: 7	R: 1	H: 3	E: 0	K: 1	S: 15	R: 0	H: 1	E: 0	K: 1	S: 8	R: 0	H: 0	E: 0	K: 1	S: 6	R: 0	H: 0	E: 0	K: 1	S: 6	1B: 6	SF: 0	2B: 1	SAC: 0	3B: 1	DP: 0	HR: 1	HBP: 1	WP: 1	PA: 38
--------------	------	------	------	------	------	------	------	------	------	------	------	------	------	------	------	------	------	------	------	-------	------	------	------	------	-------	------	------	------	------	------	------	------	------	------	-------	------	------	------	------	------	------	------	------	------	------	------	------	------	------	------	-------	-------	-------	--------	-------	-------	-------	--------	-------	--------

PITCHER	IP	WLS	BF	H	R	ER	SO	BB	IBB	HBP	BLK	WP	HR	S	P	ERA	WHIP
Sean Bergman, R ERA: 4.7 (1, 1)	5.0		22	5	2	2	3	1	0	1	0	1	0	52	76	3.60	1.200
Willie Blair, R ERA: 3.58 (6, 1)	1.2		8	3	1	1	1	0	0	0	0	0	1	19	32	5.40	1.800
Tim Worrell, R ERA: 0.31 (7, 1)	2.1		8	1	0	0	3	0	0	0	0	0	0	17	28	0.00	0.429

BOTTOM

San Diego Padres @ Philadelphia Phillies
Veterans Stadium, Philadelphia, PA

livebaseballscores.com

AB	36
R	3
H	9
RBI	3
BB	1
SO	7
LOB	12



PITCHER	IP	WLS	BF	H	R	ER	SO	BB	IBB	HBP	BLK	WP	HR	S	P	ERA	WHIP
---------	----	-----	----	---	---	----	----	----	-----	-----	-----	----	----	---	---	-----	------

Sat Jun 01 1996, 7:05 PM EDT
Att: 27,623 - Unknown - 75 F

Batter	1	2	3	4	5	6	7	8	9	10	11	12	AB R H RBI BB SO LOB	TOP												
Rickey Henderson, R OBP: 0.405, SLG: 0.299	(1,7) 1-0 P3		(1,7) 4-0 BB		(1,7) 4-2 1B 2B BB		(1,7) 4-1 G4-6-3 S BB		(1,7) 4-1 1-2 HR BB		(1,7) 3-1 P4		2 2 0 0 4 0 0	San Diego Padres @ Philadelphia Phillies Veterans Stadium, Philadelphia, PA Sun Jun 02 1996, 3:33 AM EDT Att: 32,035 - Sunny - 75 F livebaseballscorecards.com												
Steve Finley, L OBP: 0.347, SLG: 0.476	(1,8) 1-1 E6 F7		(1,8) 0-1 G4-3		(1,8) 0-0 P3		(1,8) 4-0 G4-6-3 BB		(1,8) 1-1 HR		(1,8) 2-2 1B 1B		5 1 2 3 1 0 3													
Tony Gwynn, L OBP: 0.398, SLG: 0.412	(1,9) 1-1 F7			(1,9) 2-1 FC4-6 3B	(1,9) 0-1 2B G4-3 1B		(1,9) 1-0 G4-6-3		(1,9) 2-3 HR		(1,9) 0-3 K		6 2 2 0 0 2 4													
Ken Caminiti, S OBP: 0.369, SLG: 0.532	(1,5) 0-2 G1-3			(1,5) 1-3 K	(1,5) 0-2 G4-3 2B		(1,5) 0-0 G1-4-3		(1,5) 2-0 L3		(1,5) 2-2 1B		6 0 2 2 0 1 3													
Wally Joyner, L OBP: 0.435, SLG: 0.500	(1,3) F8	(1,3) 1-1 F8		(1,3) 4-0 FC4-6 BB	(1,3) 1-2 G4-3		(1,3) 1-2 G3			(1,3) 0-0 G3		(1,3) 0-3 K	1 0 0 0 1 0 0													
Scott Livingstone, L OBP: 0.343, SLG: 0.413	(5, PH) (5, 3)												4 0 0 1 0 1 3													
Luis Lopez, S OBP: 0.263, SLG: 0.333	(1,6) L8	(1,6) 0-2 L8		(1,6) 0-2 FC4-6	(1,6) 0-2 K		(1,6) 0-3 K			(1,6) 3-2 G4-3		(1,6) 2-2 G4-3	6 0 0 1 0 2 4													
Trevor Hoffman, R (12, 1)													0 0 0 0 0 0 0													
Jody Reed, R OBP: 0.316, SLG: 0.297	(1,4) P3	(1,4) 0-0 P3		(1,4) 1-3 K		(1,4) 0-1 G1-3		(1,4) 1-0 G5-3		(1,4) 3-0 P4			4 0 0 0 0 1 1													
Bryce Florie, R (8, 1)													0 0 0 0 0 0 0													
Brian Johnson, R OBP: 0.564, SLG: 0.564	(10, PH) (10, 1)												1 0 0 0 0 0 0													
Doug Bochtler, R (10, 1)													0 0 0 0 0 0 0													
Andujar Cedeno, R OBP: 0.270, SLG: 0.307	(12, 6)												0 0 0 0 0 0 0													
Brad Ausmus, R OBP: 0.269, SLG: 0.242	(1,2) F8	(1,2) 1-1 F8		(1,2) 0-2 2B 1B	(1,2) 0-2 P4		(1,2) 1-2 P4		(1,2) 4-2 HR BB		(1,2) 2-3 K		4 2 1 0 1 1 0													
Joey Hamilton, R OBP: 0.194, SLG: 0.192	(1,1) G6-3	(1,1) 0-0 G6-3			(1,1) 1-0 1B 2B	(1,1) 0-3 K	(1,1) 0-3 K		(1,1) 0-3 K		(1,1) 2-3 K		1 0 0 0 0 0 0													
Marc Newfield, R OBP: 0.499, SLG: 0.495	(5, PH) (5, 1)												1 1 1 1 0 0 0													
Willie Blair, R (5, 1)													0 0 0 0 0 0 0													
Chris Gwynn, L OBP: 0.271, SLG: 0.276	(6, PH) (6, 1)												1 0 0 0 0 1 0													
Scott Sanders, R (6, 1)													0 0 0 0 0 0 0													
Archi Cianfrocco, R OBP: 0.353, SLG: 0.422	(8, 4) (8, 6) (12, 4)												2 0 0 0 0 2 1													
Inning Stats	R: 0 E: 1 K: 0 S: 8	H: 0 LOB: 1 BB: 0 P: 11	R: 0 E: 0 K: 0 S: 6	H: 0 LOB: 0 BB: 0 P: 7	R: 0 E: 0 K: 0 S: 5	H: 0 LOB: 1 BB: 1 P: 10	R: 1 E: 0 K: 2 S: 13	H: 1 LOB: 1 BB: 1 P: 21	R: 4 E: 0 K: 1 S: 21	H: 4 LOB: 1 BB: 0 P: 27	R: 0 E: 0 K: 1 S: 8	H: 0 LOB: 0 BB: 0 P: 9	R: 0 E: 0 K: 1 S: 3	H: 0 LOB: 1 BB: 2 P: 12	R: 0 E: 0 K: 1 S: 8	H: 0 LOB: 0 BB: 0 P: 10	R: 3 E: 0 K: 2 S: 17	H: 1 LOB: 0 BB: 2 P: 30	R: 0 E: 0 K: 0 S: 7	H: 0 LOB: 0 BB: 0 P: 13	R: 0 E: 0 K: 2 S: 8	H: 0 LOB: 2 BB: 0 P: 25	1B: 4 2B: 2 3B: 1 HR: 1	SF: 0 SAC: 0 DP: 1 HBP: 0	WP: 0 PB: 0 SB: 1 CS: 0	PA: 51
PITCHER	IP WLS BF H R ER SO BB IBB HBP BLK WP HR S P ERA WHIP																									
Mike Grace, R ERA: 3.49	(1, 1) 4.2	5	5	5	2	3	0	0	0	0	0	0	0	0	9.64	1.714										
Russ Springer, R ERA: 4.11	(5, 1) 1.1	6	0	0	2	2	0	0	0	0	0	0	0	0	0.00	1.500										
Steve Frey, L ERA: 2.95	(7, 1) 2.0	5	0	0	1	0	0	0	0	0	0	0	0	0.00	0.000											
Ricky Bottalico, R ERA: 3.29	(9, 1) 1.0	6	1	3	2	2	0	0	0	0	1	0	0	27.00	3.000											
Ken Ryan, R ERA: 1.8	(10, 1) 2.0	6	0	0	2	0	0	0	0	0	0	0	0	0.00	0.000											

Batter	1	2	3	4	5	6	7	8	9	10	11	12	AB	R	H	RBI	BB	SO	LOB
Ricky Otero, S OBP: 0.467, SLG: 0.333	2-2 BB 1B	4-0 CS BB		0-0 B2		3-2 2-H 1B			4-0 FC3-6 BB		2-1 P6	1-1 1-2 2-H 1B	5	1	3	2	2	0	0
Mickey Morandini, L OBP: 0.333, SLG: 0.362	1-1 F7	2-2 CS	0-0 1B HR	3-3 K		0-3 K			1 SAFE 1 SAFE 1 SAFE 1 SAFE 1 SAFE 1 SAFE 1 SAFE	1-3 K	2-1 BB S 1B		6	1	2	0	0	3	3
Jim Eisenreich, L OBP: 0.366, SLG: 0.339	4-2 1B WP BB		1-0 HR 1B		3-2 F8			1-2 2B	0-0 FC3-6 1-2f		4-0 BB IBB		4	2	2	0	2	0	1
Mark Whiten, S OBP: 0.385, SLG: 0.439	2-2 WP S 1B		1-1 HR		2-2 HR			3-2 F7	2-3 K		4-1 1B		5	3	3	5	1	1	2
Todd Zeile, R OBP: 0.359, SLG: 0.481	3-2 P6		0-1 1B		2-1 G5-4-3 1B			3-3 K		1-3 K		3-2 F9	6	0	2	0	0	2	6
Benito Santiago, R OBP: 0.310, SLG: 0.480	1-1 1B		2-3 K		0-0 G5-4-3 1-2f			2-2 P4		2-2 1B		2-3 K	6	0	2	0	0	2	3
23 Kevin Jordan, R OBP: 0.298, SLG: 0.439	2-3 K		0-0 P5		0-1 G3-6-4 HBP 1B			0-1 G1-3		1-0 P6		0-1 1B 2B	6	1	2	0	0	1	3
Mike Benjamin, R OBP: 0.341, SLG: 0.410		0-1 F9	2-3 K		2-2 G3-6-4 1B HBP			1-2 F8		1-3 K		4-2 1B BB	4	1	0	0	1	2	2
Mike Grace, R Russ Springer, R Steve Frey, R Glenn Murray, R Ricky Bottalico, L Ken Ryan, R Pete Hargrave, R Tray Bond, R Mike Lieberthal, R		0-2 G4-3		0-3 K		0-0 G3-6-4 1-2 2-3f		3-2 L9			1-3 K	1-3 K	2	0	0	0	0	1	0


Inning Stats	R: 3	H: 3	E: 0	LOB: 1	K: 1	S: 25	R: 0	H: 0	E: 0	LOB: 0	K: 0	S: 8	R: 3	H: 4	E: 0	LOB: 1	K: 2	S: 13	R: 0	H: 0	E: 0	LOB: 0	K: 2	S: 8	R: 1	H: 2	E: 0	LOB: 0	K: 0	S: 9	R: 1	H: 2	E: 0	LOB: 1	K: 1	S: 12	R: 0	H: 1	E: 0	LOB: 1	K: 1	S: 15	R: 0	H: 0	E: 0	LOB: 0	K: 2	S: 8	R: 0	H: 1	E: 0	LOB: 1	K: 2	S: 13	R: 0	H: 1	E: 0	LOB: 1	K: 2	S: 14	R: 0	H: 1	E: 0	LOB: 3	K: 1	S: 14	R: 1	H: 2	E: 0	LOB: 2	K: 2	S: 12	1B: 11	2B: 3	3B: 0	HR: 2	SF: 0	SAC: 0	DP: 2	HBP: 1	WP: 2	PA: 56
--------------	------	------	------	--------	------	-------	------	------	------	--------	------	------	------	------	------	--------	------	-------	------	------	------	--------	------	------	------	------	------	--------	------	------	------	------	------	--------	------	-------	------	------	------	--------	------	-------	------	------	------	--------	------	------	------	------	------	--------	------	-------	------	------	------	--------	------	-------	------	------	------	--------	------	-------	------	------	------	--------	------	-------	--------	-------	-------	-------	-------	--------	-------	--------	-------	--------

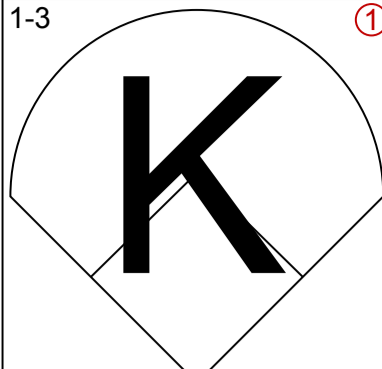
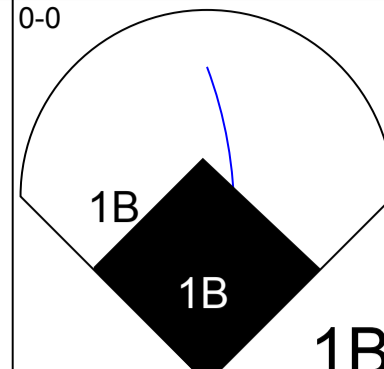
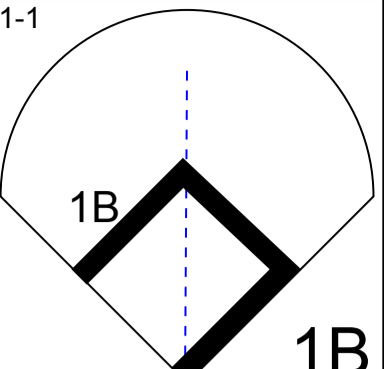
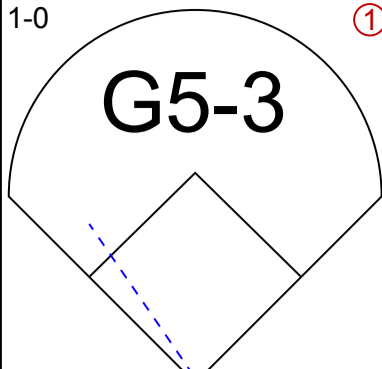
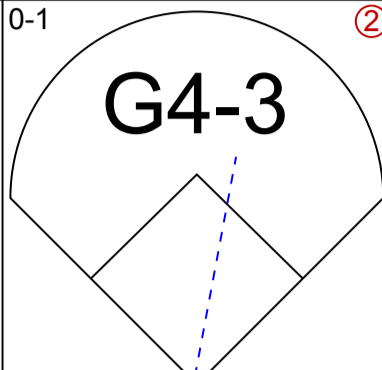
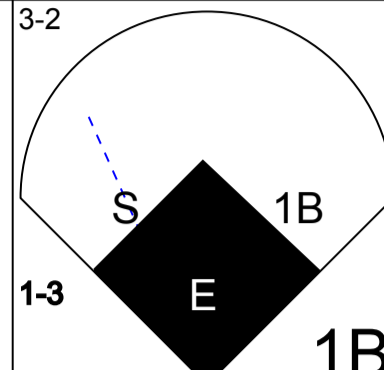
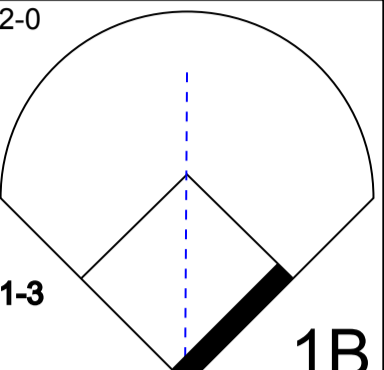
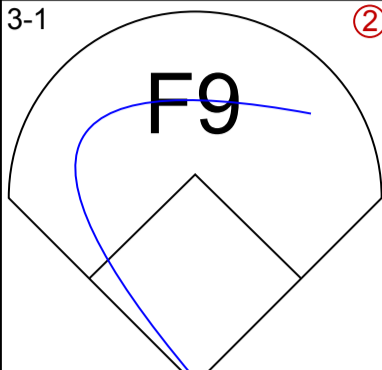
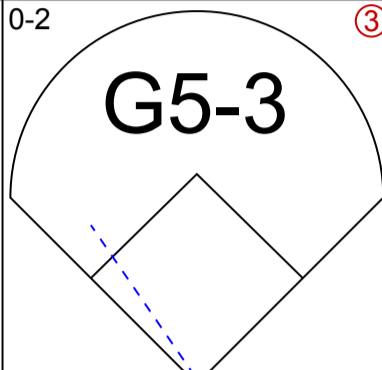
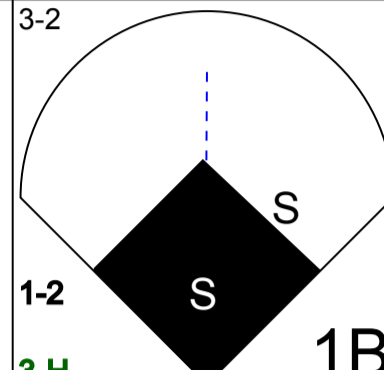
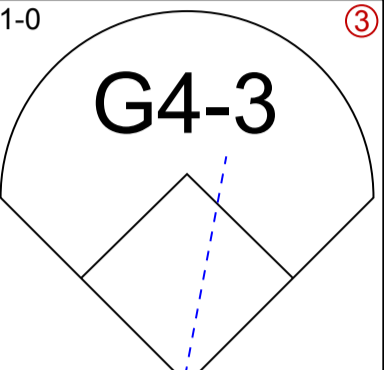
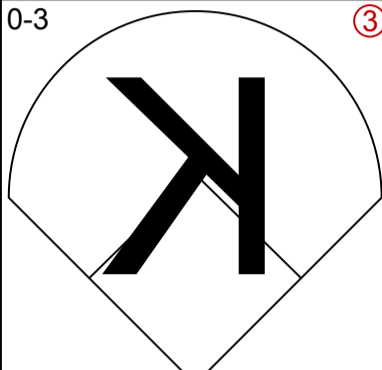
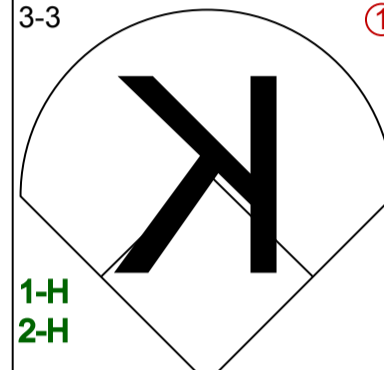
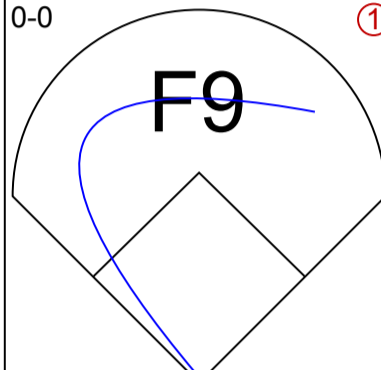
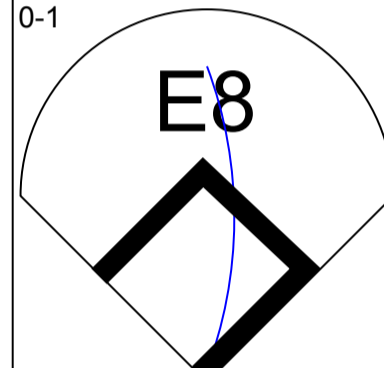
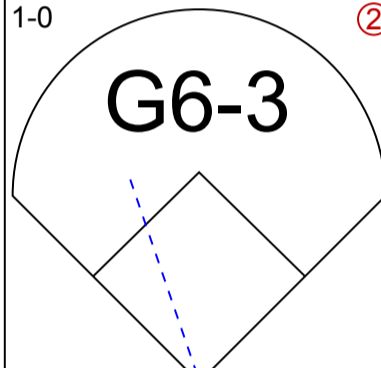
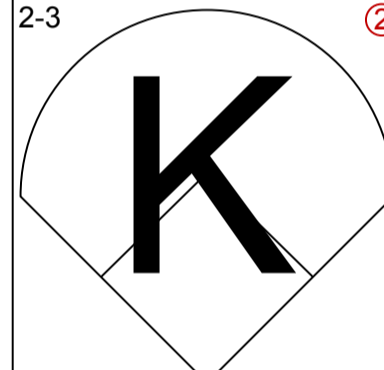
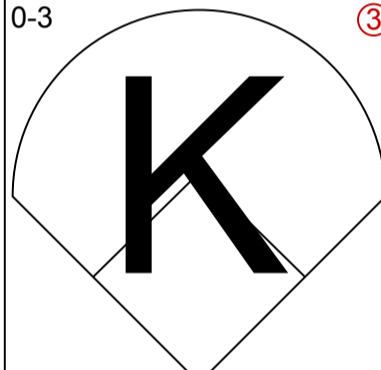
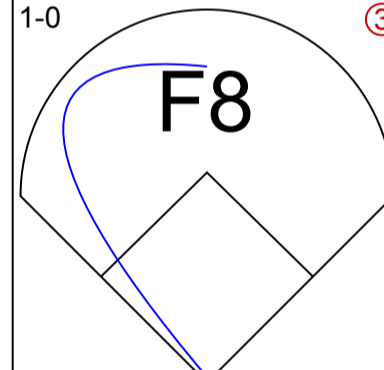
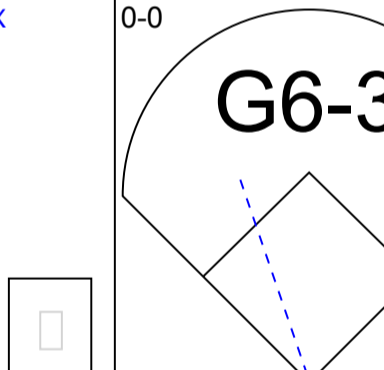

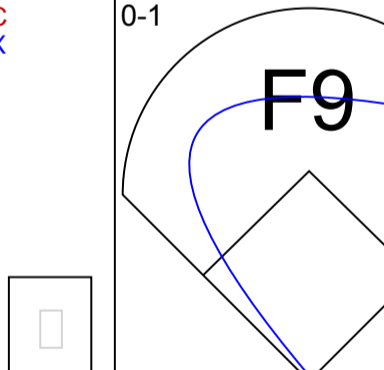

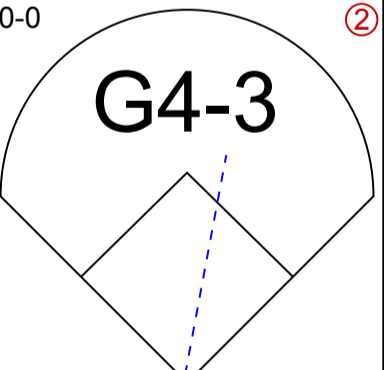
PITCHER	IP	WLS	BF	H	R	ER	SO	BB	IBB	HBP	BLK	WP	HR	S	P	ERA	WHIP
Joey Hamilton, R ERA: 4.25	(1, 1)	4.0	20	7	6	6	5	2	0	0	0	1	1	54	83	13.50	2.250
Willie Blair, R ERA: 3.74	(5, 1)	1.0	4	2	1	1	0	0	0	0	0	0	1	9	16	9.00	2.000
Scott Sanders, R ERA: 3.71	(6, 1)	2.1	10	3	1	1	2	0	0	1	0	0	0	29	43	3.86	1.286
Bryce Florie, R ERA: 2.2	(8, 1)	1.2	6	0	0	0	2	1	0	0	0	0	0	14	25	0.00	0.600
Doug Bochtler, R ERA: 0.9	(10, 1)	2.0	10	2	0	0	3	1	1	0	0	0	0	27	48	0.00	1.500

San Diego Padres @ Philadelphia Phillies
Veterans Stadium, Philadelphia, PA
Sun Jun 02 1996, 3:33 AM EDT
Att: 32,035 - Sunny - 75 F

livebaseballscorecards.com

AB	48
R	9
H	16
RBI	7
BB	6
SO	14
LOB	24



Batter	1	2	3	4	5	6	7	8	9	AB R H RBI BB SO LOB	TOP
Brian Jordan, R OBP: 0.305, SLG: 0.397 (1, 9) (4, 8)	1-3 			0-0 	1-1 			1-0 		4 1 2 0 0 1 0	St. Louis Cardinals @ San Diego Padres Jack Murphy Stadium, San Diego, CA Mon Jun 03 1996, 10:05 PM EDT Att. 13,625 - Unknown - 73 F livebaseballscorecards.com
Royce Clayton, R OBP: 0.322, SLG: 0.369 (1, 6) (4, 3)	0-1 			3-2 	2-0 			3-1 		4 1 2 0 0 0 0	
Willie McGee, S OBP: 0.340, SLG: 0.428 (1, 7) (4, 9)	0-2 			3-2 	1-0 			0-3 		4 1 1 1 0 1 2	
Ray Lankford, L OBP: 0.373, SLG: 0.543 David Bell, R OBP: 0.250, SLG: 0.253 (1, 8) (4, 5)				3-3 			0-0 			2 0 0 0 0 1 0 2 0 0 0 0 0 0	
Gary Gaetti, R OBP: 0.312, SLG: 0.385 (1, 5) (4, 3)				0-1 			1-0 			4 0 0 0 0 1 0	
John Mabry, L OBP: 0.371, SLG: 0.468 (1, 3) (4, 9)				2-3 			0-3 			4 0 0 0 0 2 1	
Tom Pagnozzi, R OBP: 0.327, SLG: 0.515 (1, 2)				1-2 			0-0 			3 0 0 0 0 0 1	
Luis Alicea, S OBP: 0.322, SLG: 0.391 (1, 4)				2-2 			0-1 			3 0 0 0 0 0 0	
Alan Benes, R OBP: 0.130, SLG: 0.136 (1, 1)				1-0 			0-0 			3 0 0 0 0 1 0	
Inning Stats	R: 0 E: 0 K: 1 S: 8 H: 0 LOB: 0 BB: 0 P: 9	R: 0 E: 0 K: 1 S: 5 H: 0 LOB: 0 BB: 0 P: 6	R: 0 E: 0 K: 0 S: 8 H: 0 LOB: 0 BB: 0 P: 12	R: 3 E: 2 K: 2 S: 19 H: 3 LOB: 1 BB: 0 P: 30	R: 0 E: 0 K: 0 S: 7 H: 2 LOB: 2 BB: 0 P: 14	R: 0 E: 0 K: 1 S: 5 H: 0 LOB: 0 BB: 0 P: 6	R: 0 E: 0 K: 1 S: 6 H: 0 LOB: 0 BB: 0 P: 6	R: 0 E: 0 K: 1 S: 6 H: 0 LOB: 0 BB: 0 P: 10	R: 0 E: 0 K: 0 S: 4 H: 0 LOB: 0 BB: 0 P: 7	1B: 5 2B: 0 3B: 0 HR: 0 SF: 0 SAC: 0 DP: 0 HBP: 0	WP: 0 PB: 0 SB: 3 CS: 0 PA: 33
PITCHER Bob Tewksbury, R ERA: 3.95 (1, 1)	IP 9.0 WLS L BF 33 H 5 R 3 ER 2 SO 7 BB 0 IBB 0 HBP 0 BLK 0 WP 0 HR 0 S 68 P 100 ERA 2.00 WHIP 0.556	PITCHER IP WLS BF H R ER SO BB IBB HBP BLK WP HR S P ERA WHIP									

St. Louis Cardinals @ San Diego Padres
Jack Murphy Stadium, San Diego, CA
 Mon Jun 03 1996, 10:05 PM EDT
 Att. 13,625 - Unknown - 73 F

AB	33
R	3
H	5
RBI	1
BB	0
SO	7
LOB	4



Batter	1	2	3	4	5	6	7	8	9	AB	R	H	RBI	BB	SO	LOB
Rickey Henderson, R (1, 7) OBP: 0.411, SLG: 0.302	4-1 G6-3 BB		4-1 FC4-6 BB		1-2 G6-3			1-2 G3-6-3 1B		2	0	1	0	2	0	0
Steve Finley, L (1, 8) OBP: 0.341, SLG: 0.467	1-2 G6-3 1-2f		0-1 FC4-6 1-2f 2-3			1-1 G6-3		0-1 G3-6-3 1-2f		4	0	0	0	0	0	4
Tony Gwynn, L (1, 9) OBP: 0.400, SLG: 0.410	4-0 BB		3-2 F9			0-0 G5-3 1B		3-1 G4-3		3	0	1	0	1	0	2
Ken Caminiti, S (1, 5) OBP: 0.372, SLG: 0.532	2-1 F7			1-0 FC6-4 1B		2-1 G5-3 1B			0-1 F8	4	0	2	0	0	0	1
Archi Cianfrocco, R (1, 3) OBP: 0.347, SLG: 0.412		1-2 F9		0-0 F9		0-1 G5-3 1-2 2-3			2-1 FC4-6 1B	4	0	1	0	0	0	3
Brian Johnson, R (1, 2) OBP: 0.330, SLG: 0.541		1-2 G6-3		2-3 K		1-0 P4			1-1 FC4-6 1-2f	4	0	0	0	0	1	4
Luis Lopez, S (1, 6) OBP: 0.250, SLG: 0.315		2-2 F8		0-0 FC6-4 1-2f				1-2 G4-3	0-3 K	4	0	0	0	0	1	2
Jody Reed, R (1, 4) OBP: 0.316, SLG: 0.297			0-0 FC4-6 SH3-4 1B		1-3 K			1-1 G6-3		3	0	1	0	0	1	0
Bob Tewksbury, R (1, 1)			0-0 SH3-4		1-2 F9			3-2 F9		2	0	0	0	0	0	0

Inning Stats	R: 0 E: 0 K: 0 S: 6	H: 0 LOB: 1 BB: 2 P: 17	R: 0 E: 0 K: 0 S: 10	H: 0 LOB: 0 BB: 0 P: 14	R: 0 E: 0 K: 0 S: 8	H: 1 LOB: 2 BB: 1 P: 15	R: 0 E: 0 K: 1 S: 6	H: 1 LOB: 1 BB: 0 P: 9	R: 0 E: 0 K: 1 S: 10	H: 0 LOB: 0 BB: 0 P: 13	R: 0 E: 0 K: 0 S: 8	H: 2 LOB: 2 BB: 0 P: 12	R: 0 E: 0 K: 0 S: 9	H: 0 LOB: 0 BB: 0 P: 14	R: 0 E: 0 K: 0 S: 7	H: 1 LOB: 0 BB: 0 P: 11	R: 0 E: 0 K: 1 S: 9	H: 1 LOB: 1 BB: 0 P: 12	1B: 6 2B: 0 3B: 0 HR: 0	SF: 0 SAC: 1 DP: 2 HBP: 0	WP: 0 PB: 0 SB: 0 CS: 0	PA: 34
PITCHER Alan Benes, R (1, 1) ERA: 5.32	IP 9.0	WLS W	BF 34	H 6	R 0	ER 0	SO 3	BB 3	IBB 0	HBP 0	BLK 0	WP 0	HR 0	S 73	P 117	ERA 0.00	WHIP 1.000					


BOTTOM

St. Louis Cardinals @ San Diego Padres
Jack Murphy Stadium, San Diego, CA

Mon Jun 03 1996, 10:05 PM EDT
Att: 13,625 - Unknown - 73 F

livebaseballscorecards.com

AB	30
R	0
H	6
RBI	0
BB	3
SO	3
LOB	16



Batter	1	2	3	4	5	6	7	8	9	AB R H RBI BB SO LOB	TOP																									
Brian Jordan, R (1, 9) OBP: 0.301, SLG: 0.385	2-3 K	1-1 FC6-5		1-1 F7		2-2 G4-3	0-0 F8	4-1 BB		5 0 0 0 1 1 3																										
Royce Clayton, R (1, 6) OBP: 0.322, SLG: 0.368	0-0 1B	0-1 P3		0-0 1B		2-0 F9	0-3 K	2-1 L6		6 1 2 0 0 1 5																										
Willie McGee, S (1, 7) Miguel Mejia, R (9, 7) OBP: 0.353, SLG: 0.437	2-1 1B		3-2 1B	4-2 1B		3-3 K		4-1 HBP	0-0 G6-3	4 3 2 0 2 1 0 0 0 0 0 0 0 0																										
Ray Lankford, L (1, 8) OBP: 0.376, SLG: 0.547	0-2 1B		3-2 P5	0-1 1B			0-1 G3-1	1-0 HBP	0-3 K	6 2 3 0 0 1 1																										
Gary Gaetti, R (1, 5) OBP: 0.319, SLG: 0.405	2-2 1B		1-0 P2	0-2 E1			0-1 HR	4-2 HBP	0-0 P5	5 1 2 2 0 0 3																										
John Mabry, L (1, 3) OBP: 0.376, SLG: 0.466	1-0 1B		0-0 E3	3-1 F9			4-2 1B	1-0 FC6-2		3 2 1 2 1 0 3																										
Tom Pagnozzi, R (1, 2) OBP: 0.339, SLG: 0.528	1-0 P3		2-2 WP		0-1 G6-3		2-2 1B	1-0 FC6-2		5 2 3 2 0 0 2																										
David Bell, R (1, 4) Luis Alicea, S (7, PH) OBP: 0.253, SLG: 0.256 OBP: 0.324, SLG: 0.389		1-1 FC6-5	3-3 K	2-3 K		2-3 K	4-0 F8	0-1 FC6-2		3 0 1 0 0 2 2 1 0 0 0 1 0 3																										
Mike Morgan, R (1, 1) Mark Petkovsek, R (6, 1) Mark Sweeney, L (7, PH) Tony Fossas, L (7, 1) Cory Bailey, R (7, 1) Danny Sheaffer, R (8, PH) T.J. Mathews, R (8, 1) OBP: 0.111, SLG: 0.111 OBP: 0.462, SLG: 0.418		3-1 SH2-4	0-0 L8	2-1 G1-3			2-1 1B	0-3 K		2 0 0 0 0 0 3 0 0 0 0 0 0 0 1 0 1 2 0 0 0 0 0 0 0 0 0 0 0 0 0 0 0 0 0 1 0 0 0 0 1 3 0 0 0 0 0 0 0																										
Inning Stats	R: 2 E: 0 K: 1 S: 15	H: 5 LOB: 2 BB: 0 P: 23	R: 0 E: 0 K: 0 S: 8	H: 1 LOB: 1 BB: 0 P: 13	R: 1 E: 1 K: 1 S: 18	H: 2 LOB: 3 BB: 0 P: 30	R: 1 E: 1 K: 0 S: 12	H: 2 LOB: 2 BB: 1 P: 20	R: 0 E: 0 K: 1 S: 7	H: 0 LOB: 0 BB: 0 P: 11	R: 0 E: 0 K: 1 S: 8	H: 0 LOB: 0 BB: 0 P: 15	R: 3 E: 0 K: 1 S: 17	H: 3 LOB: 2 BB: 2 P: 29	R: 4 E: 0 K: 1 S: 14	H: 2 LOB: 2 BB: 2 P: 31	R: 0 E: 0 K: 1 S: 5	H: 0 LOB: 0 BB: 0 P: 5	1B: 11 2B: 3 3B: 0 HR: 1	SF: 0 SAC: 1 DP: 0 HBP: 2	WP: 1 PB: 3 SB: 1 CS: 0	PA: 50														
PITCHER	IP WLS BF H R ER SO BB IBB HBP BLK WP HR S P ERA WHIP																																			
Fernando Valenzuela, L (1, 1) ERA: 3.3	3.1		22	10	4	2	2	1	0	0	0	1	0	48	78	5.40	3.300																			
Willie Blair, R (4, 1) ERA: 3.67	0.2		2	0	0	0	0	0	0	0	0	0	0	5	8	0.00	0.000																			
Tim Worrell, R (5, 1) ERA: 1.14	2.1	L	10	2	3	3	2	1	0	0	0	0	1	26	43	11.57	1.286																			
Bryce Florie, R (7, 1) ERA: 3.07	0.2		8	2	4	3	1	1	1	2	0	0	0	10	26	40.50	4.500																			
Ron Villone, L (8, 1) ERA:	2.0		8	1	0	0	2	1	0	0	0	0	0	15	22	0.00	1.000																			

St. Louis Cardinals @ San Diego Padres
 Jack Murphy Stadium, San Diego, CA
 Tue Jun 04 1996, 10:05 PM EDT
 Att: 13,427 - Unknown

AB	42
R	11
H	15
RBI	8
BB	5
SO	7
LOB	28



Batter	1	2	3	4	5	6	7	8	9	AB R H RBI BB SO LOB
Rickey Henderson, R (1, 7) OBP: 0.416, SLG: 0.325	2-1 HR	2-2 CS 1B			4-2 BB BB	2-3 K		2-3 K		4 1 2 1 1 2 2
Steve Finley, L (1, 8) OBP: 0.346, SLG: 0.485	4-0 G4-3 BB	2-1 SAFE SAFE CS 1-2	1-1 G6-3 HR 2B		2-0 SAFE P6		3-2 HR	2-1 F6		4 2 2 1 1 0 1
Tony Gwynn, L (1, 9) OBP: 0.397, SLG: 0.403 Brian Johnson, R (9, PH) OBP: 0.327, SLG: 0.535	1-0 G4-3 1-2		1-0 G6-3 2-3		4-1 SAFE FC6-4 BB 1-2		1-0 P5	3-3 K		3 0 0 0 1 0 2 1 0 0 0 0 1 0
Ken Caminiti, S (1, 5) OBP: 0.373, SLG: 0.543	0-1 G4-3 2-3		3-2 HR		2-1 F8		2-3 K	4-1 BB		4 1 1 2 1 1 3
Marc Newfield, R (1, 3) OBP: 0.387, SLG: 0.495	4-2 S BB		3-H 1-3 K		0-0 FC6-4 1-2f		2-2 2B	2-3 K		4 0 1 0 1 2 3
Archi Cianfrocco, R (1, 6) OBP: 0.355, SLG: 0.408	4-2 BB		1-2 G6-3			0-0 SH3 1B 1B	2-2 G3-1			3 1 1 0 1 0 1
Jody Reed, R (1, 4) OBP: 0.317, SLG: 0.298	1-0 F8			1-2 G6-4-3 1B		0-0 SH3		2-1 G4-3		3 0 1 0 0 0 3
Brad Ausmus, R (1, 2) OBP: 0.275, SLG: 0.250		1-2 G6-3		0-1 G6-4-3 1-2f		1-2 SH3-4 1B 2-H		0-2 1B		4 0 2 1 0 0 1
Fernando Valenzuela, L Willie Blair, R Chris Gwynn, L Tim Lincecum, R Bryce Florie, R Ron Villone, L Luis Lopez, S Andujar Cedeno, R		0-0 G6-3		1-0 G4-3		2-1 SH3-4		1-3 K		1 0 0 0 0 0 0 0 0 0 0 0 0 0 1 0 1 0 0 0 0 0 1 1

Inning Stats	R: 1 E: 0 K: 0 S: 11	H: 1 LOB: 3 BB: 3 P: 27	R: 0 E: 0 K: 0 S: 8	H: 1 LOB: 0 BB: 0 P: 13	R: 2 E: 0 K: 1 S: 13	H: 2 LOB: 0 BB: 0 P: 20	R: 0 E: 0 K: 0 S: 6	H: 1 LOB: 0 BB: 0 P: 8	R: 0 E: 0 K: 0 S: 8	H: 0 LOB: 2 BB: 2 P: 20	R: 1 E: 0 K: 1 S: 10	H: 2 LOB: 1 BB: 0 P: 15	R: 1 E: 0 K: 1 S: 16	H: 2 LOB: 1 BB: 0 P: 26	R: 0 E: 0 K: 2 S: 14	H: 1 LOB: 1 BB: 0 P: 19	R: 0 E: 0 K: 2 S: 11	H: 0 LOB: 1 BB: 1 P: 22	1B: 5 2B: 2 3B: 0 HR: 3	SF: 0 SAC: 2 DP: 1 HBP: 0
--------------	-------------------------------	----------------------------------	------------------------------	----------------------------------	-------------------------------	----------------------------------	------------------------------	---------------------------------	------------------------------	----------------------------------	-------------------------------	----------------------------------	-------------------------------	----------------------------------	-------------------------------	----------------------------------	-------------------------------	----------------------------------	----------------------------------	------------------------------------


BOTTOM

St. Louis Cardinals @ San Diego Padres
Jack Murphy Stadium, San Diego, CA

Tue Jun 04 1996, 10:05 PM EDT
Att. 13,427 - Unknown

livebaseballscorecards.com

AB	33
R	5
H	10
RBI	5
BB	6
SO	7
LOB	17



PITCHER	IP	WLS	BF	H	R	ER	SO	BB	IBB	HBP	BLK	WP	HR	S	P	ERA	WHIP
Mike Morgan, R (1, 1) ERA: 4.56	5.0		23	5	3	3	1	5	0	0	0	0	2	46	88	5.40	2.000
Mark Petkovsek, R (6, 1) ERA: 4.6	1.0	W	5	2	1	1	1	0	0	0	0	0	0	10	15	9.00	2.000
Tony Fossas, L (7, 1) ERA: 3.15	0.1		2	1	1	1	0	0	0	0	0	0	1	7	11	27.00	3.000
Cory Bailey, R (7, 1) ERA: 4.85	0.2		3	1	0	0	1	0	0	0	0	0	0	9	15	0.00	1.500
T.J. Mathews, R (8, 1) ERA: 2.36	2.0		8	1	0	0	4	1	0	0	0	0	0	25	41	0.00	1.000

Batter	1	2	3	4	5	6	7	8	9	AB R H RBI BB SO LOB	TOP		
Brian Jordan, R OBP: 0.303, SLG: 0.382 (1, 9) X	0-0 G6-3		1-2 G6-3			1-0 G4-3 1B	2-3 K		4-2 E G3-1 BB	4 1 1 0 1 1 0			
Ozzie Smith, S OBP: 0.321, SLG: 0.308 (1, 6) B X	1-0 1B			2-0 F8		1-0 G4-3		1-2 F8	2-1 G3-1	5 0 1 0 0 0 3			
Willie McGee, S OBP: 0.367, SLG: 0.449 (1, 7) B X	1-0 G1-6-3 1B			3-2 G3 1B		0-0 E WP 1B		1-1 1B 1B	1-2 E6	5 2 4 1 0 0 1			
Ray Lankford, L OBP: 0.368, SLG: 0.534 (1, 8) B F S X	1-2 G1-6-3 1-2f			2-0 G3		1-0 F7		3-1 L4	1-3 K	5 0 0 0 0 1 7			
Gary Gaetti, R OBP: 0.317, SLG: 0.401 (1, 5)		1-1 G5-3		2-2 F7		0-1 E6 1B WP		0-0 1B 1B		4 0 1 0 0 0 2			
John Mabry, L OBP: 0.383, SLG: 0.472 (1, 3)		3-1 G1-3			1-1 FC3-6 1B	1-1 1-3 3-H 1B		0-0 1-2 2-H 1B		4 0 3 1 0 0 0			
Tom Pagnozzi, R OBP: 0.328, SLG: 0.509 (1, 2)		2-2 F8			0-0 F8	1-1 F9		1-1 G5-3		4 0 0 0 0 0 5			
Luis Alicea, S OBP: 0.318, SLG: 0.381 (1, 4)			1-0 F8		3-2 FC3-6 1-2f		1-1 F8		3-2 F8	4 0 0 0 0 0 1			
Donovan Osborne, S OBP: 0.190, SLG: 0.238 Rick Honeycutt, L Cory Bailey, R Tony Fossas, L			2-2 G6-3		0-3 K		3-3 K		4-2 G3-1 BB E BB	3 0 0 0 0 2 1 0 0 0 0 0 0 0 0 1 0 0 1 0 0 0 0 0 0 0 0 0			
Inning Stats	R: 0 E: 0 K: 0 S: 6 H: 2 LOB: 1 P: 9	R: 0 E: 0 K: 0 S: 7 H: 0 LOB: 0 P: 13	R: 0 E: 0 K: 0 S: 8 H: 0 LOB: 0 P: 12	R: 0 E: 0 K: 0 S: 8 H: 1 LOB: 1 P: 17	R: 0 E: 0 K: 1 S: 9 H: 1 LOB: 1 P: 13	R: 2 E: 1 K: 0 S: 10 H: 3 LOB: 2 P: 15	R: 0 E: 0 K: 2 S: 10 H: 0 LOB: 0 P: 16	R: 1 E: 0 K: 0 S: 13 H: 3 LOB: 2 P: 19	R: 1 E: 1 K: 1 S: 23 H: 0 LOB: 2 P: 38	1B: 10 2B: 0 3B: 0 HR: 0 SF: 0 SAC: 0 DP: 1 HBP: 0	WP: 1 PB: 0 SB: 0 CS: 0 PA: 40		
PITCHER	IP WLS BF H R ER SO BB IBB HBP BLK WP HR S P ERA WHIP											PITCHER	IP WLS BF H R ER SO BB IBB HBP BLK WP HR S P ERA WHIP
Andy Ashby, R ERA: 2.98 Scott Sanders, R ERA: 3.58 Doug Bochtler, R ERA: 1.27 Trevor Hoffman, R ERA: 1.4	(1, 1) 6.0 (7, 1) 1.0 (8, 1) 1.1 (9, 1) 0.2 W												

St. Louis Cardinals @ San Diego Padres
 Jack Murphy Stadium, San Diego, CA
 Wed Jun 05 1996, 10:05 PM EDT
 Att. 12,216 - Unknown - 68 F

livebaseballscorecards.com

AB	38
R	4
H	10
RBI	2
BB	2
SO	4
LOB	20



Batter	1	2	3	4	5	6	7	8	9	AB	R	H	RBI	BB	SO	LOB
Rickey Henderson, R (1, 7) OBP: 0.415, SLG: 0.323	3-1 F8		2-2 F9			4-2 L6-3 BB		3-1 2B 1B	1-1 FC1-5 FC3-6	4	0	1	0	1	0	3
Steve Finley, L (1, 8) OBP: 0.343, SLG: 0.483	1-0 F9			3-3 K		1-1 L6-3		0-1 2B	1-1 FC3-6 HR	5	1	1	0	0	1	3
Tony Gwynn, L (1, 9) OBP: 0.392, SLG: 0.414	2-2 F8			1-0 F9			3-1 F7	0-1 G1-3	0-1 HR	5	1	1	3	0	0	2
Ken Caminiti, S (1, 5) OBP: 0.376, SLG: 0.539		0-0 F9		0-1 G4-3			0-0 2B SF9 1B	4-0 FC6-4 IBB		3	1	1	0	1	0	0
Archi Cianfrocco, R (1, 3) Trevor Hoffman, R (9, 1)		1-3 K			2-3 K		2-0 SF9 1B 2B	2-3 K		4	1	1	0	0	3	3
Brian Johnson, R (1, 2) OBP: 0.315, SLG: 0.520		1-2 G5-3			1-0 F9		0-0 SF9	1-1 FC6-4		3	0	0	1	0	0	3
Jody Reed, R (1, 4) OBP: 0.324, SLG: 0.303			1-2 G5-3		1-1 FC6-4 1B		4-2 1B BB		2-0 2B E 1B	3	1	2	0	1	0	0
Andujar Cedeno, R (1, 6) OBP: 0.281, SLG: 0.324		2-2 SH2-4 1B			2-0 FC6-4		1-1 1B		2-2 FC1-5 2B	4	0	3	1	0	0	1
Andy Ashby, R (1, 1) Brad Ausmus, R (6, PH) Scott Sanders, R (7, 1) Marc Newfield, R (7, PH) Doug Bochler, R (8, 1) Chris Gwynn, L (9, 3)			0-0 SH2-4		0-0 G6-3		1-3 K		2-2 FC3-6 FC1-5 HR	0	0	0	0	0	0	0

Inning Stats	R: 0	H: 0	E: 0	K: 0	S: 6	R: 0	H: 0	E: 0	K: 1	S: 8	R: 0	H: 1	E: 0	K: 0	S: 12	R: 0	H: 0	E: 0	K: 1	S: 7	R: 0	H: 1	E: 0	K: 1	S: 7	R: 2	H: 3	E: 0	K: 1	S: 13	R: 0	H: 2	E: 1	K: 0	S: 15	1B: 6	SF: 1	3B: 0	HR: 1
	LOB: 0	BB: 0	P: 12	LOB: 0	BB: 10	LOB: 1	BB: 0	LOB: 0	BB: 0	P: 17	LOB: 0	BB: 0	LOB: 0	BB: 0	P: 11	LOB: 1	BB: 0	LOB: 0	BB: 1	P: 13	LOB: 0	BB: 1	LOB: 2	BB: 1	P: 24	LOB: 3	BB: 1	P: 22	H: 3	LOB: 0	BB: 0	P: 23	2B: 4	SAC: 1	DP: 1	HBP: 0			


PITCHER	IP	WLS	BF	H	R	ER	SO	BB	IBB	HBP	BLK	WP	HR	S	P	ERA	WHIP
Donovan Osborne, L (1, 1) ERA: 4.15	7.0		29	7	2	2	4	2	0	0	0	0	0	62	104	2.57	1.286
Rick Honeycutt, L (8, 1) ERA: 4.08	0.1		1	0	0	0	0	0	0	0	0	0	0	2	2	0.00	0.000
Cory Bailey, R (8, 1) ERA: 5.06	0.2		5	2	2	1	1	0	1	0	0	0	0	10	21	13.50	3.000
Tony Fossas, L (9, 1) ERA: 3.05	0.2	L	4	1	2	0	0	0	0	0	0	0	1	11	15	0.00	1.500

BOTTOM

St. Louis Cardinals @ San Diego Padres
Jack Murphy Stadium, San Diego, CA

Wed Jun 05 1996, 10:05 PM EDT
Att: 12,216 - Unknown - 68 F

AB	34
R	6
H	10
RBI	6
BB	3
SO	5
LOB	18



WP	HR	S	P	ERA	WHIP
0	0	0	39		
0	0	0	0		
0	0	0	0		
0	0	0	0		
1	0	0	0		
0	0	0	0		
1	1	0	1		

Batter	1	2	3	4	5	6	7	8	9	AB R H RBI BB SO LOB	TOP											
Carlos Garcia, R (1, 4) OBP: 0.367, SLG: 0.431	0-1 G6-3		1-3 K	0-0 SF8			1-3 K		1-1 G1-3	4 0 0 1 0 2 0												
Al Martin, L (1, 7) OBP: 0.330, SLG: 0.434	1-0 E 2B		0-0 G4-3	3-H 2-2 FC5			3-3 K		3-2 G3	5 1 1 0 0 1 2												
Jeff King, R (1, 3) OBP: 0.333, SLG: 0.518	1-2 E9 HR 2B		1-1 WP S 1B		1-2 F9		0-1 HR		1-2 BB 1B 2B 1B	5 3 4 2 0 0 0 0 0 0 0 0 0 0												
Mark Johnson, L (9, 3) OBP: 0.344, SLG: 0.494																						
Orlando Merced, S (1, 9) OBP: 0.366, SLG: 0.463	1-2 HR		3-0 G6-3		4-2 G5-4-3 BB		4-2 BB		0-1 BB 2B 1B	3 2 2 2 2 0 1												
Charlie Hayes, R (1, 5) OBP: 0.313, SLG: 0.423	0-3 K			0-0 L5	0-2 G5-4-3		0-0 G3		4-1 2B BB	4 1 0 0 1 1 2												
Mike Kingery, L (1, 8) OBP: 0.290, SLG: 0.296	3-2 G5-3			2-1 2B 1B 1B		1-1 F9		0-0 18 FC5-4 1B	0-0 E 2B	5 2 3 3 0 0 0												
Jay Bell, R (1, 6) OBP: 0.322, SLG: 0.379		0-1 F7		1 SAFE 1 SAFE C 1 SAFE SAFE X	0-1 1B SF8 2B	1-3 K		0-0 F7	3-1 E5	5 1 1 0 0 1 1												
18 Jason Kendall, R (1, 2) OBP: 0.328, SLG: 0.383		0-1 G5-3		4-0 FC5 1B IBB		0-1 2B		0-2 FC5-4	1-0 G6-3	4 0 1 0 1 0 2												
Zane Smith, L (1, 1) OBP: 0.190, SLG: 0.190		0-3 K		0-0 1-2 2-3 3-H 1B		0-2 G1-3		2-2 K		4 0 1 1 0 2 2												
Inning Stats	R: 3 E: 1 K: 1 S: 16	H: 3 LOB: 0 BB: 0 P: 22	R: 0 E: 0 K: 1 S: 7	H: 0 LOB: 0 BB: 0 P: 7	R: 0 E: 0 K: 1 S: 7	H: 1 LOB: 1 BB: 0 P: 12	R: 2 E: 0 K: 0 S: 11	H: 3 LOB: 2 BB: 1 P: 19	R: 0 E: 0 K: 0 S: 9	H: 0 LOB: 0 BB: 1 P: 14	R: 0 E: 0 K: 1 S: 11	H: 1 LOB: 1 BB: 0 P: 13	R: 1 E: 0 K: 2 S: 14	H: 1 LOB: 1 BB: 1 P: 22	R: 0 E: 0 K: 1 S: 9	H: 1 LOB: 1 BB: 0 P: 11	R: 4 E: 1 K: 0 S: 17	H: 3 LOB: 1 BB: 1 P: 30	1B: 6 2B: 5 3B: 0 HR: 2	SF: 1 SAC: 0 DP: 1 HBP: 0	WP: 1 PB: 0 SB: 1 CS: 0	PA: 44
PITCHER	IP WLS BF H R ER SO BB IBB HBP BLK WP HR S P ERA WHIP																					
Sean Bergman, R (1, 1) ERA: 5.02	5.0 L 23 7 5 5 3 1 1 0 0 1 1 50 74 9.00 1.600																					
Scott Sanders, R (6, 1) ERA: 3.64	2.0 9 2 1 1 3 1 0 0 0 0 0 1 25 35 4.50 1.500																					
Ron Villone, L (8, 1) ERA:	1.0 4 1 0 0 1 0 0 0 0 0 0 9 11 0.00 1.000																					
Tim Worrell, R (9, 1) ERA: 1.95	0.2 7 3 4 3 0 1 0 0 0 0 0 16 28 40.50 6.000																					
Bryce Florie, R (9, 1) ERA: 3.03	0.1 1 0 0 0 0 0 0 0 0 0 0 1 2 0.00 0.000																					

Pittsburgh Pirates @ San Diego Padres
Jack Murphy Stadium, San Diego, CA

Fri Jun 07 1996, 10:05 PM EDT
Att. 20,312 - Unknown - 72 F

AB	39
R	10
H	13
RBI	9
BB	4
SO	7
LOB	10



WP: 1	PA: 44
PB: 0	
SB: 1	
CS: 0	

PITCHER	IP	WLS	BF	H	R	ER	SO	BB	IBB	HBP	BLK	WP	HR	S	P	ERA	WHIP
Sean Bergman, R	5.0	L	23	7	5	5	3	1	1	0	0	1	1	50	74	9.00	1.600
Scott Sanders, R	2.0		9	2	1	1	3	1	0	0	0	0	1	25	35	4.50	1.500
Ron Villone, L	1.0		4	1	0	0	1	0	0	0	0	0	0	9	11	0.00	1.000
Tim Worrell, R	0.2		7	3	4	3	0	1	0	0	0	0	0	16	28	40.50	6.000
Bryce Florie, R	0.1		1	0	0	0	0	0	0	0	0	0	0	1	2	0.00	0.000

Batter	1	2	3	4	5	6	7	8	9	AB	R	H	RBI	BB	SO	LOB
Rickey Henderson, R OBP: 0.412, SLG: 0.318 (1, 7)	1-1 G4-3 ①		3-2 F9 ③			2-1 G6-3 ①		4-0 BB		3	0	0	0	1	0	1
Steve Finley, L OBP: 0.342, SLG: 0.479 (1, 8)	2-3 K ②			2-2 G3 ①		0-1 1B		2-3 K ②		4	0	1	0	0	2	1
Tony Gwynn, L OBP: 0.385, SLG: 0.405 Tim Worrell, R Bryce Florie, R (1, 9) (9, 1) (9, 1)	1-0 G4-3 ③			0-0 G3 ②		1-2 L5 ②		2-1 G3 ③		4	0	0	0	0	0	2
Ken Caminiti, S OBP: 0.378, SLG: 0.538 (1, 5)		1-1 F8 ①		1-1 1B 1B		2-1 1B		1-0 F9 ①		4	0	2	0	0	0	0
Archi Cianfrocco, R OBP: 0.357, SLG: 0.418 (1, 3)		2-3 K ②		2-1 FC5-4 1B		2-2 F9 ③		2-2 G4-6-3 1B		4	0	2	0	0	1	2
Brian Johnson, R OBP: 0.313, SLG: 0.509 (1, 2)		3-2 G6-3 ③		1-0 FC5-4 ③		1-0 FC4-6 1B		0-0 G4-6-3 ② ③		4	0	1	0	0	0	3
Jody Reed, R OBP: 0.324, SLG: 0.300 (1, 4)			4-2 F9 PB BB		1-0 P4-3 ①		2-2 FC4-6 G1-6-3 ①			2	0	0	0	1	0	1
Andujar Cedeno, R OBP: 0.276, SLG: 0.317 (1, 6)			1-2 L6 ①		3-2 G6-3 ②		0-0 G1-6-3 ② ③			3	0	0	0	0	0	2
Sean Bergman, R OBP: 0.077, SLG: 0.077 Brad Ausmus, R OBP: 0.271, SLG: 0.246 Scott Sanders, R Ron Villone, L Marc Newfield, R OBP: 0.381, SLG: 0.485 (1, 1) (5, PH) (6, 1) (8, 1) (8, PH) (9, 9)			0-2 F9 ②		1-1 G5-3 ③		1-0 L3 ①			1	0	0	0	0	0	1

Inning Stats	R: 0	H: 0	E: 0	K: 1	S: 6	R: 0	H: 0	E: 0	K: 1	S: 9	R: 0	H: 0	E: 0	K: 0	S: 12	R: 0	H: 2	E: 0	K: 0	S: 10	R: 0	H: 0	E: 0	K: 0	S: 7	R: 0	H: 2	E: 0	K: 0	S: 14	R: 0	H: 1	E: 0	K: 0	S: 5	R: 0	H: 0	E: 0	K: 1	S: 7	R: 0	H: 1	E: 0	K: 0	S: 5	R: 0	H: 0	E: 0	K: 0	S: 8	R: 0	H: 0	E: 0	K: 1	S: 7	1B: 6	2B: 0	3B: 0	HR: 0	SF: 0	SAC: 0	DP: 2	HBP: 0	WP: 0	PB: 1	SB: 2	CS: 0	PA: 33
--------------	------	------	------	------	------	------	------	------	------	------	------	------	------	------	-------	------	------	------	------	-------	------	------	------	------	------	------	------	------	------	-------	------	------	------	------	------	------	------	------	------	------	------	------	------	------	------	------	------	------	------	------	------	------	------	------	------	-------	-------	-------	-------	-------	--------	-------	--------	-------	-------	-------	-------	--------


PITCHER	IP	WLS	BF	H	R	ER	SO	BB	IBB	HBP	BLK	WP	HR	S	P	ERA	WHIP	PITCHER	IP	WLS	BF	H	R	ER	SO	BB	IBB	HBP	BLK	WP	HR	S	P	ERA	WHIP																			
Zane Smith, L ERA: 3.57 (1, 1)	9.0	W	33	6	0	0	3	2	0	0	0	0	0	75	126	0.00	0.889																																					

BOTTOM

Pittsburgh Pirates @ San Diego Padres
Jack Murphy Stadium, San Diego, CA

Fri Jun 07 1996, 10:05 PM EDT
Att: 20,312 - Unknown - 72 F

AB	31
R	0
H	6
RBI	0
BB	2
SO	3
LOB	13



WP: 0	PA: 33
PB: 1	
SB: 2	
CS: 0	

Batter	1	2	3	4	5	6	7	8	9	10	11	12	13	14	AB R H RBI BB SO LOB	TOP															
Carlos Garcia, R OBP: 0.373, SLG: 0.448	G4-3	E6		G6-3				1B BB	3B			K		HR	8 2 4 2 0 1 3	Pittsburgh Pirates @ San Diego Padres Jack Murphy Stadium, San Diego, CA Sat Jun 08 1996, 10:05 PM EDT Att: 41,378 - Unknown - 73 F															
Al Martin, L OBP: 0.335, SLG: 0.448	HR WP 1B	SF8			F8	G1-3		BB 1B	K			S 1B	HR	6 2 3 3 1 1 2																	
Jeff King, R OBP: 0.335, SLG: 0.511	K	FC5			K		S 1B BB	BB 1B		F8		K	67 B3-6-4 1B	7 0 2 0 1 3 4																	
Orlando Merced, S OBP: 0.371, SLG: 0.476	HR				1B BB		F7	P5		1B		1B	P3	6 1 2 2 2 1 5																	
Charlie Hayes, R OBP: 0.317, SLG: 0.420 67 Francisco Cordova, R OBP: 0.333, SLG: 0.333	G6-3			K			S 1B			F8		G5-3	B3-6-4	6 0 2 1 1 1 3 1 0 0 0 0 0 1																	
Dave Clark, L OBP: 0.383, SLG: 0.435 Ramon Morel, R Nelson Liriano, S OBP: 0.276, SLG: 0.309 Dan Miceli, R John Wehner, R OBP: 0.273, SLG: 0.366		HR		K			K	F8		F8			G4-3		5 1 1 0 0 3 7 0 0 0 0 0 0 0 1 0 0 0 0 0 1 0 0 0 0 0 0 0 1 0 0 0 0 0 0																
Jay Bell, R OBP: 0.325, SLG: 0.378		1B SF8					K	F8							6 1 2 0 1 1 0																
18 Jason Kendall, R OBP: 0.321, SLG: 0.372		SF8		G1-3			G3-1	F9		3B BB		G4-3	K	5 1 0 1 1 1 5																	
Matt Ruebel, L Mark Johnson, L Marc Wilkins, R Dan Plesac, L Mike Kingsley, L		FC5 E		G4-3			G3-1	F9	F7			P4	P4		1 0 0 0 1 0 1 1 1 1 0 0 0 0 0 0 0 0 0 0 0 0 0 0 0 0 0 0 4 0 0 0 0 0 2																
Inning Stats	R: 2 E: 0 K: 12 S: 12	H: 2 LOB: 0 BB: 22 P: 29	R: 2 E: 1 K: 14 S: 14	H: 2 LOB: 2 BB: 1 P: 29	R: 0 E: 0 K: 3 S: 11	H: 0 LOB: 0 BB: 0 P: 18	R: 0 E: 1 K: 7 S: 7	H: 0 LOB: 1 BB: 0 P: 9	R: 0 E: 0 K: 2 S: 11	H: 1 LOB: 2 BB: 1 P: 19	R: 1 E: 0 K: 11 S: 11	H: 2 LOB: 1 BB: 2 P: 15	R: 0 E: 0 K: 1 S: 14	H: 1 LOB: 3 BB: 2 P: 27	R: 1 E: 0 K: 2 S: 13		H: 1 LOB: 1 BB: 1 P: 17	R: 0 E: 0 K: 8 S: 8	H: 1 LOB: 1 BB: 11 P: 11	R: 0 E: 0 K: 6 S: 6	H: 0 LOB: 0 BB: 8 P: 8	R: 0 E: 0 K: 11 S: 11	H: 1 LOB: 2 BB: 21 P: 21	R: 0 E: 0 K: 1 S: 11	H: 1 LOB: 1 BB: 0 P: 17	R: 2 E: 0 K: 14 S: 14	H: 3 LOB: 0 BB: 24 P: 24	1B: 13 2B: 1 3B: 1 HR: 2	SF: 2 SAC: 0 DP: 1 HBP: 0	WP: 1 PB: 0 SB: 4 CS: 0	PA: 68
PITCHER	IP WLS BF H R ER SO BB IBB HBP BLK WP HR S P ERA WHIP																														
Joey Hamilton, R ERA: 4.38	(1, 1) 6.0 29 7 5 4 6 2 0 0 0 0 1 1 66 112 6.00 1.500																														
Bryce Florie, R ERA: 2.93	(7, 1) 1.0 6 1 0 0 1 1 1 0 0 0 0 0 14 27 0.00 2.000																														
Doug Bochtler, R ERA: 1.66	(8, 1) 0.1 2 1 1 1 0 0 0 0 0 0 0 0 3 4 27.00 3.000																														
Ron Villone, L ERA:	(8, 1) 0.1 3 1 0 0 0 1 0 0 0 0 0 0 7 11 0.00 6.000																														
Trevor Hoffman, R ERA: 1.61	(8, 1) 2.1 11 2 1 1 2 2 0 0 0 0 0 0 21 35 3.86 1.714																														
PITCHER	IP WLS BF H R ER SO BB IBB HBP BLK WP HR S P ERA WHIP																														
Willie Blair, R ERA: 3.76	(11, 1) 4.0 17 5 2 2 3 0 1 0 0 0 0 2 42 70 4.50 1.250																														

AB	58
R	9
H	17
RBI	9
BB	8
SO	12
LOB	34



Batter	1	2	3	4	5	6	7	8	9	10	11	12	13	14	AB	R	H	RBI	BB	SO	LOB								
Rickey Henderson, R OBP: 0.413, SLG: 0.314 (1, 7)	4-2 G3-1 2B S BB	2-1 G4-3		2-1 2-H 1B			4-1 3B BB		2-2 G4-3		2-1 G6-3		0-1 G5-3		5	2	1	1	2	0	1								
Steve Finley, L OBP: 0.337, SLG: 0.478 (1, 8)	0-2 F9		0-1 G4-3	1-2 F8			2-2 1-H SF8 3B		0-1 G4-3		0-2 P5			0-1 F7	7	1	1	1	0	0	2								
Tony Gwynn, L OBP: 0.391, SLG: 0.416 (1, 9)	3-0 G3-1 1-3		4-0 G5-4-3 BB		2-1 F9		1-2 SF8		1-1 1B		1-1 1B			1-1 F8 1B 2B	5	1	3	1	1	0	1								
Ken Caminiti, S OBP: 0.375, SLG: 0.526 (1, 5)	1-2 2B HBP		0-0 G5-4-3 1-2r		0-0 F9		0-1 F8		1-2 1B		1-2 G4-3			1-0 F8 2-3	6	1	1	0	0	0	3								
Archi Cianfrocco, R OBP: 0.352, SLG: 0.419 (1, 3)	1-1 1-H 2B			2-2 F9	0-2 P4		2-3 K		1-2 G4-3				3-3 K	1-1 1B	7	0	2	3	0	2	2								
Jody Reed, R OBP: 0.327, SLG: 0.295 (1, 4)	0-1 L4			4-1 1B 2B BB		4-2 CS 1B BB		3-1 G5-3		4-0 SH3 BB			0-0 G5-3	1-1 P4	4	1	0	0	3	0	2								
Brad Ausmus, R OBP: 0.276, SLG: 0.252 (1, 2)		1-0 F9		1 SAFE 1 SAFE 1 SAFE S 1 SAFE 1 SAFE	1-2 2B 1B	0-1 CS 1B	1-2 CS 1B	0-2 G4-3		0-0 SH3			0-0 G1-3		5	1	2	0	0	0	0								
Andujar Cedeno, R OBP: 0.278, SLG: 0.320 Luis Lopez, S OBP: 0.250, SLG: 0.312 (6, PH) (7, 6)		3-2 1B		1-3 K		1-3 K		1-0 FC4-6 1B		3-1 F9				0-3 K	2	0	1	0	0	1	2								
Joey Hamilton, R OBP: 0.179, SLG: 0.250 Chris Cawthon, L OBP: 0.342, SLG: 0.250 Bryce Florio, R Doug Bochtler, R Ron Villone, L Trevor Hoffman, R Marc Newfield, R OBP: 0.337, SLG: 0.480 Wilme Blair, R (11, 11) (8, PH) (7, 11) (8, 11) (8, 11) (10, PH) (11, 11)		1-3 K		1-1 1B 2B		3-3 K		0-0 FC4-6 1-2r 2-3		0-0 F9			3-3 K		2	1	1	2	0	1	1								
Inning Stats	R: 2 E: 0 K: 0 S: 13	H: 1 LOB: 1 BB: 1 P: 22	R: 0 E: 0 K: 0 S: 10	H: 1 LOB: 1 BB: 1 P: 17	R: 0 E: 0 K: 0 S: 3	H: 0 LOB: 0 BB: 1 P: 7	R: 3 E: 0 K: 1 S: 20	H: 3 LOB: 1 BB: 1 P: 31	R: 0 E: 0 K: 2 S: 10	H: 1 LOB: 1 BB: 1 P: 18	R: 0 E: 0 K: 2 S: 14	H: 1 LOB: 1 BB: 0 P: 11	R: 0 E: 0 K: 0 S: 7	H: 2 LOB: 2 BB: 0 P: 19	R: 0 E: 0 K: 0 S: 9	H: 0 LOB: 1 BB: 1 P: 17	R: 0 E: 0 K: 1 S: 10	H: 1 LOB: 1 BB: 0 P: 14	R: 0 E: 0 K: 2 S: 5	H: 0 LOB: 0 BB: 0 P: 8	R: 0 E: 0 K: 2 S: 8	H: 0 LOB: 0 BB: 0 P: 11	R: 1 E: 0 K: 0 S: 9	H: 2 LOB: 1 BB: 0 P: 13	1B: 9 2B: 3 3B: 1 HR: 0	SF: 1 SAC: 1 DP: 1 HBP: 1	WP: 0 PB: 0 SB: 1 CS: 2	PA: 60	
PITCHER	IP WLS BF H R ER SO BB IBB HBP BLK WP HR S P ERA WHIP	5.0 23 5 5 5 2 3 0 0 0 0 0 0 11 23 9.00 3.000	1.0 5 1 1 1 2 2 0 0 0 0 0 0 11 23 9.00 3.000	1.0 4 1 1 1 1 0 0 0 0 0 0 0 13 18 9.00 1.000	2.0 9 3 0 0 0 0 0 0 0 0 0 0 21 30 0.00 1.500	2.0 8 1 0 0 0 1 0 0 0 0 0 0 19 31 0.00 1.000	PITCHER 67 Francisco Cordova, R ERA: 3.31 (12, 1)	3.0 W 11 2 1 1 3 0 0 0 0 0 0 22 32 3.00 0.667																					

Pittsburgh Pirates @ San Diego Padres
 Jack Murphy Stadium, San Diego, CA
 Sat Jun 08 1996, 10:05 PM EDT
 Att. 41,378 - Unknown - 73 F

livebaseballscorecards.com

AB	51
R	8
H	13
RBI	8
BB	6
SO	8
LOB	21



Batter	1	2	3	4	5	6	7	8	9	AB R H RBI BB SO LOB	TOP												
Carlos Garcia, R OBP: 0.368, SLG: 0.447 (1, 4)	1-1 F8	1-2 FC6		1-1 G6-3		1-2 E 2B	1-3 K			5 1 1 2 0 1 4													
Al Martin, L OBP: 0.332, SLG: 0.443 (1, 8) (8, 7)	2-3 K		2-1 G3-1		1-3 K	2-1 E4 1B		0-0 1B		5 1 1 0 0 2 0													
Mark Johnson, L OBP: 0.364, SLG: 0.517 (1, 3)	0-0 1B 1B		0-3 K		1-0 CS 1B	0-1 E8 1B 1B		1-1 P6		5 2 3 0 0 1 1													
Orlando Merced, S OBP: 0.382, SLG: 0.480 (1, 9)	0-0 1B 1-3 1B		4-2 BB		4-2 BB 1-2 BB	1-0 BB 2-H 1B		2-1 L9		3 0 2 1 2 0 1													
Charlie Hayes, R OBP: 0.318, SLG: 0.417 (1, 5)	2-2 1-3 3-H 1B		2-3 K		0-0 P4	4-2 BB		3-3 K		4 0 1 1 1 2 3													
Dave Clark, L OBP: 0.365, SLG: 0.411 Mike Kingery, L OBP: 0.279, SLG: 0.283 (1, 7) (8, 8)	1-2 G1-3			1-1 G5-3		1-3 K		1-1 P6		4 0 0 0 0 2 4 1 0 0 0 0 0 0													
Jay Bell, R OBP: 0.322, SLG: 0.374 (1, 6)			0-3 K		1-2 E3 SH1-4 BB	2-0 SH3-4 2B 1B	3-2 P6		3-1 F7	5 1 1 0 0 1 0	AB 38												
Keith Osik, R OBP: 0.400, SLG: 0.481 (1, 2)			1-0 L9		1-2 SH1-4 BB	1-1 SH3-4 2B 1B	2-1 L8		0-0 P3	4 1 1 0 1 0 0	R 6												
Danny Darwin, R OBP: 0.231, SLG: 0.462 Jason Christiansen, R (9, 1)			1-2 FC6 1B		2-2 SH1-4	1-1 SH3-4	0-0 2B			2 0 2 0 0 0 0 0 0 0 0 0 0 0	H 12												
Inning Stats	R: 1 E: 0 K: 1 S: 13	H: 3 LOB: 2 BB: 0 P: 19	R: 0 E: 0 K: 1 S: 11	H: 1 LOB: 1 BB: 0 P: 14	R: 0 E: 0 K: 2 S: 11	H: 0 LOB: 1 BB: 1 P: 19	R: 0 E: 1 K: 0 S: 14	H: 0 LOB: 2 BB: 1 P: 22	R: 0 E: 0 K: 1 S: 9	H: 1 LOB: 1 BB: 1 P: 14	R: 5 E: 2 K: 2 S: 24	H: 5 LOB: 2 BB: 1 P: 39	R: 0 E: 0 K: 1 S: 9	H: 1 LOB: 1 BB: 0 P: 15	R: 0 E: 0 K: 1 S: 9	H: 1 LOB: 1 BB: 0 P: 15	R: 0 E: 0 K: 0 S: 5	H: 0 LOB: 0 BB: 0 P: 9	1B: 10 2B: 2 3B: 0 HR: 0	SF: 0 SAC: 2 DP: 0 HBP: 0	WP: 0 PB: 0 SB: 0 CS: 1	PA: 44	
PITCHER Bob Tewksbury, R ERA: 4.01 Scott Sanders, R ERA: 3.38 Ron Villone, L ERA:	IP WLS BF H R ER SO BB IBB HBP BLK WP HR S P ERA WHIP	5.2 L 30 9 6 3 6 3 0 0 0 0 0 0 75 113 4.76 2.118	2.1 11 3 0 0 3 1 0 0 0 0 0 0 25 44 0.00 1.714	1.0 3 0 0 0 0 0 0 0 0 0 0 0 5 9 0.00 0.000		PITCHER IP WLS BF H R ER SO BB IBB HBP BLK WP HR S P ERA WHIP																	

Pittsburgh Pirates @ San Diego Padres
Jack Murphy Stadium, San Diego, CA
 Sun Jun 09 1996, 6:33 AM EDT
 Att. 30,932 - Sunny - 78 F

livebaseballscorecards.com

AB 38
R 6
H 12
RBI 4
BB 4
SO 9
LOB 13



Batter	1	2	3	4	5	6	7	8	9	AB R H RBI BB SO LOB	
Steve Finley, L OBP: 0.336, SLG: 0.474 (1, 8)	2-2 CS 1B		3-3			1-3			1-2	F9	4 0 1 0 0 2 1
Jody Reed, R OBP: 0.322, SLG: 0.289 (1, 4)	1-1 SAFE 1-2			0-1			0-1		1-1	G6-3	4 0 0 0 0 0 1
Tony Gwynn, L OBP: 0.393, SLG: 0.423 (1, 9)	0-0			0-1			3-2		0-1	F8 1B	4 0 2 0 0 0 0
Ken Caminiti, S OBP: 0.367, SLG: 0.514 (1, 5)		1-3		0-0		2-2			1-0	F7 2B	4 0 0 0 0 1 2
Jason Thompson, L (1, 3)		1-2		2-2		2-1				F7	3 0 0 0 0 0 1
Marc Newfield, R OBP: 0.376, SLG: 0.476 (1, 7)		0-2		1-1				2-1		1B 1B	3 0 1 0 0 0 0
Brian Johnson, R OBP: 0.307, SLG: 0.500 Scott Sanders, R (6, 1)			0-0	0-2				0-2		F7 L1-3 1B	2 0 0 0 0 0 0 0 0 0 0 0 0 0 1 0 1 0 0 0 0 0 0 0 0 0 0 0
Chris Gwynn, L OBP: 0.359, SLG: 0.273 Archi Cianfrocco, R OBP: 0.352, SLG: 0.419 (8, PH) (9, 2)											
Luis Lopez, S OBP: 0.241, SLG: 0.300 (1, 6)			3-1			1-1		2-2		F7 L1-3	3 0 0 0 0 0 2
Bob Tewksbury, R OBP: 0.071, SLG: 0.037 Brad Ausmus, R OBP: 0.272, SLG: 0.248 Ron Villone, L (9, 1)			1-2			0-0		3-3		F8 1B	1 0 1 0 0 0 0 2 0 0 0 0 1 1 0 0 0 0 0 0 0

Inning Stats	R: 0	H: 1	E: 0	LOB: 0	K: 0	S: 7	P: 10	R: 0	H: 0	E: 0	LOB: 0	K: 1	S: 10	R: 0	H: 1	E: 0	LOB: 1	K: 1	S: 9	R: 0	H: 0	E: 0	LOB: 0	K: 0	S: 5	R: 0	H: 0	E: 0	LOB: 0	K: 0	S: 8	R: 0	H: 0	E: 0	LOB: 0	K: 1	S: 6	R: 0	H: 1	E: 0	LOB: 1	K: 0	S: 11	R: 0	H: 2	E: 0	LOB: 1	K: 1	S: 12	R: 0	H: 1	E: 0	LOB: 1	K: 0	S: 8	1B: 5	SF: 0	2B: 2	SAC: 0	3B: 0	DP: 1	HR: 0	HBP: 0	WP: 0	PA: 31
--------------	------	------	------	--------	------	------	-------	------	------	------	--------	------	-------	------	------	------	--------	------	------	------	------	------	--------	------	------	------	------	------	--------	------	------	------	------	------	--------	------	------	------	------	------	--------	------	-------	------	------	------	--------	------	-------	------	------	------	--------	------	------	-------	-------	-------	--------	-------	-------	-------	--------	-------	--------

PITCHER	IP	WLS	BF	H	R	ER	SO	BB	IBB	HBP	BLK	WP	HR	S	P	ERA	WHIP
Danny Darwin, R ERA: 2.77 (1, 1)	8.0	W	27	5	0	0	4	0	0	0	0	0	0	68	99	0.00	0.625
Jason Christiansen, L ERA: 7.56 (9, 1)	1.0		4	1	0	0	0	0	0	0	0	0	0	8	11	0.00	1.000

BOTTOM

Pittsburgh Pirates @ San Diego Padres
Jack Murphy Stadium, San Diego, CA

Sun Jun 09 1996, 6:33 AM EDT
Att: 30,932 - Sunny - 78 F

AB	31
R	0
H	6
RBI	0
BB	0
SO	4
LOB	8



PITCHER	IP	WLS	BF	H	R	ER	SO	BB	IBB	HBP	BLK	WP	HR	S	P	ERA	WHIP
---------	----	-----	----	---	---	----	----	----	-----	-----	-----	----	----	---	---	-----	------

Batter	1	2	3	4	5	6	7	8	9	AB	R	H	RBI	BB	SO	LOB	TOP								
Thomas Howard, S (1, 7) OBP: 0.259, SLG: 0.293 Jeff Brantley, R (8, 1)	1-1 P5		0-0 F7		1-1 CS	0-0 P6	1-2 CS 1B	0-1 1B		5	0	2	3	0	0	0									
Hal Morris, L (1, 3) OBP: 0.350, SLG: 0.416	2-2 F7		2-2 1B			0-0 1B BB HBP	3-2 G4-3	3-1 G6-3		5	0	2	0	0	0	4									
Barry Larkin, R (1, 6) OBP: 0.409, SLG: 0.497 Curtis Goodwin, L (8, 7)	1-2 G6-3		3-2 F9			1-2 1B BB HBP		1-1 1B WP S	1-0 F7	3	1	1	0	0	0	1									
Eric Davis, R (1, 8) OBP: 0.400, SLG: 0.622		1-3 K		2-0 G5-3		2-3 K		4-2 1B SH1-4 WP BB	3-1 F8	4	1	0	0	1	2	2									
Eddie Taubensee, L (1, 2) OBP: 0.342, SLG: 0.430		1-1 1B 2B		3-3 K		4-1 1B BB		2-0 1B WP SH1-4	3-2 G3-1	4	2	2	1	1	1	0									
Bret Boone, R (1, 4) OBP: 0.238, SLG: 0.290		3-2 G6-3		2-1 G4-3		1-2 G6-3		0-0 1B SH1-4		3	0	0	0	0	0	4									
Willie Greene, L (1, 5) OBP: 0.299, SLG: 0.425		2-2 1B PB 2-H		1-0 E3 CS		2-3 K		4-0 1B WP IBB		3	1	1	1	1	1	0									
Chad Mottola, R (1, 9) OBP: 0.333, SLG: 0.450		1-3 K		2-2 F9		2-2 1B 1B		1-1 F8		4	1	1	0	0	1	4									
Roger Salkeld, R (1, 1) Lenny Harris, L (7, PH) Hector Carrasco, R (7, 1) Lee Smith, R (7, 1) Jeff Branson, L (8, PH) OBP: 0.316, SLG: 0.366			0-1 G5-3		0-3 K		1-2 1B 1B	4-2 1B BB		2	0	0	0	0	1	1									
										1	0	1	0	0	0	0									
										0	0	0	0	0	0	0									
										0	0	0	0	0	0	0									
										0	0	0	0	0	0	0									
										0	0	0	0	1	0	0									
Inning Stats	R: 0 E: 0 K: 0 S: 10	H: 0 LOB: 0 BB: 0 P: 14	R: 1 E: 0 K: 2 S: 14	H: 2 LOB: 1 BB: 0 P: 22	R: 0 E: 0 K: 0 S: 9	H: 1 LOB: 1 BB: 0 P: 14	R: 0 E: 0 K: 1 S: 8	H: 0 LOB: 0 BB: 0 P: 15	R: 0 E: 1 K: 1 S: 10	H: 0 LOB: 0 BB: 0 P: 14	R: 0 E: 0 K: 1 S: 11	H: 1 LOB: 3 BB: 1 P: 19	R: 1 E: 0 K: 1 S: 18	H: 3 LOB: 1 BB: 0 P: 27	R: 4 E: 0 K: 0 S: 17	H: 3 LOB: 2 BB: 3 P: 36	R: 0 E: 0 K: 0 S: 6	H: 0 LOB: 0 BB: 0 P: 13	1B: 9 2B: 1 3B: 0 HR: 0	SF: 0 SAC: 1 DP: 0 HBP: 1	WP: 2 PB: 1 SB: 1 CS: 2	PA: 42			
PITCHER	IP	WLS	BF	H	R	ER	SO	BB	IBB	HBP	BLK	WP	HR	S	P	ERA	WHIP								
Tim Worrell, R (1, 1) ERA: 1.89	5.2		22	4	1	1	5	0	0	1	0	0	0	58	89	1.59	0.706								
Bryce Florie, R (6, 1) ERA: 3.16	0.2		6	3	1	1	1	1	0	0	0	0	0	19	30	13.50	6.000								
Doug Bochtler, R (7, 1) ERA: 3.13	1.1	L	9	3	4	4	0	2	1	0	0	2	0	18	37	27.00	3.750								
Willie Blair, R (8, 1) ERA: 3.72	0.1		1	0	0	0	0	0	0	0	0	0	0	2	5	0.00	0.000								
Trevor Hoffman, R (9, 1) ERA: 1.55	1.0		3	0	0	0	0	0	0	0	0	0	0	6	13	0.00	0.000								

Cincinnati Reds @ San Diego Padres
 Jack Murphy Stadium, San Diego, CA
 Mon Jun 10 1996, 10:05 PM EDT
 Att. 41,120 - Unknown - 73 F

livebaseballscorecards.com

AB	35
R	6
H	10
RBI	5
BB	4
SO	6
LOB	16



Batter	1	2	3	4	5	6	7	8	9	AB	R	H	RBI	BB	SO	LOB
Rickey Henderson, R OBP: 0.414, SLG: 0.311	1-0 F9		1-3 K			4-2 BB		4-0 S BB		2	0	0	0	2	1	0
Steve Finley, L OBP: 0.338, SLG: 0.473	1-1 G3			2-1 1B 2B 1B	3-3 K		4-0 BB	1-2 BB		3	1	1	0	1	1	2
Tony Gwynn, L OBP: 0.386, SLG: 0.414	2-2 G1-3			0-0 F8		1-1 F7	1-1 L9			4	0	0	0	0	0	4
Ken Caminiti, S OBP: 0.370, SLG: 0.530		2-3 K		1-1 2B 1B 1B		2-1 HR		1-2 G3-4-1		4	2	2	1	0	1	0
Jason Thompson, L OBP: 0.333, SLG: 0.500		2-1 P6		1-2 1B 2B		0-1 G5-4-3 1B		3-3 K		3	0	2	1	0	0	0
Doug Bochtler, R Willie Blair, R Chris Gwynn, L Trevor Hoffman, R				1-3 2B		1-2 G5-4-3 1B		1-3 K		0	0	0	0	0	0	0
Archi Cianfrocco, R OBP: 0.358, SLG: 0.433		3-1 2B		2-1 1B		1-2 G5-4-3 1-2f				4	0	2	1	0	1	1
Luis Lopez, S OBP: 0.233, SLG: 0.289	0-1 F7			1-3 K			0-1 G4-3		0-0 G6-4-3 1B	3	0	0	0	0	1	2
Brian Johnson, R OBP: 0.313, SLG: 0.505										1	0	1	0	0	0	0
Brad Ausmus, R OBP: 0.273, SLG: 0.244			1-0 G6-3		4-1 CS SH2-4 BB		3-1 G3		1-0 G6-4-3 1-2f	2	0	0	0	1	0	0
Marc Newfield, R OBP: 0.373, SLG: 0.472										1	0	0	0	0	0	1
Tim Worrell, R Bryce Florie, R Jody Reed, R			3-2 G6-3		0-0 SH2-4		2-1 WP 2B		2-2 G6-3	1	0	0	0	0	0	0
										0	0	0	0	0	0	0
										2	0	1	0	0	0	0

Inning Stats	R: 0	H: 0	E: 0	K: 0	S: 6	H: 0	LOB: 0	BB: 0	P: 10	R: 0	H: 1	E: 0	K: 1	S: 11	R: 0	H: 0	E: 0	K: 1	S: 7	R: 2	H: 4	E: 0	K: 1	S: 14	R: 0	H: 0	E: 0	K: 1	S: 7	R: 1	H: 2	E: 0	K: 0	S: 9	R: 0	H: 1	E: 0	K: 0	S: 8	R: 0	H: 0	E: 0	K: 2	S: 10	R: 0	H: 1	E: 0	K: 0	S: 5	R: 0	H: 0	E: 0	K: 0	S: 5	1B: 5	SF: 0	2B: 4	SAC: 1	3B: 0	DP: 3	HR: 1	HBP: 0	WP: 1	PA: 36
--------------	------	------	------	------	------	------	--------	-------	-------	------	------	------	------	-------	------	------	------	------	------	------	------	------	------	-------	------	------	------	------	------	------	------	------	------	------	------	------	------	------	------	------	------	------	------	-------	------	------	------	------	------	------	------	------	------	------	-------	-------	-------	--------	-------	-------	-------	--------	-------	--------

PITCHER	IP	WLS	BF	H	R	ER	SO	BB	IBB	HBP	BLK	WP	HR	S	P	ERA	WHIP
Roger Salkeld, R ERA: 4.02	(1, 1)	6.0	24	7	3	3	4	2	0	0	0	0	1	54	92	4.50	1.500
Hector Carrasco, R ERA: 5.0	(7, 1)	0.2	5	1	0	0	0	2	0	0	0	1	0	6	19	0.00	4.500
Lee Smith, R ERA: 3.38	(7, 1)	0.1	W	1	0	0	0	0	0	0	0	0	0	2	3	0.00	0.000
Jeff Brantley, R ERA: 3.41	(8, 1)	2.0	S	6	1	0	2	0	0	0	0	0	0	15	23	0.00	0.500

BOTTOM

Cincinnati Reds @ San Diego Padres
 Jack Murphy Stadium, San Diego, CA
 Mon Jun 10 1996, 10:05 PM EDT
 Att: 41,120 - Unknown - 73 F

livebaseballscorecards.com

AB	31
R	3
H	9
RBI	3
BB	4
SO	6
LOB	10



Batter	1	2	3	4	5	6	7	8	9	AB R H RBI BB SO LOB	TOP											
Eric Owens, R OBP: 0.319, SLG: 0.290 (1, 7)	2-2 P2		0-0 SF8		2-2 PO S 1B		2-3 K			3 0 1 1 0 1 2												
Bret Boone, R OBP: 0.245, SLG: 0.291 (1, 4)	3-2 1B		3-H 4-0 BB		1-1 F7		2-3 K			3 0 1 0 1 1 3												
Barry Larkin, R OBP: 0.404, SLG: 0.489 Jeff Branson, L OBP: 0.314, SLG: 0.363 (1, 6) (6, 6)	1-2 F7		3-3 K		3-2 PO 1-3	0-0 F8		2-3 K		3 0 0 0 0 1 1 1 0 0 0 0 1 0												
Eric Davis, R OBP: 0.396, SLG: 0.608 (1, 8)		3-3 K		3-3 K		1-2 F9		4-2 FC1-6 BB		3 0 0 0 1 2 0												
Chris Sabo, R OBP: 0.409, SLG: 0.468 Jeff Shaw, R Lee Smith, R Hal Morris, L OBP: 0.350, SLG: 0.416 (1, 5) (6, 1) (8, 1) (9, 3)		2-2 F8		1-1 HR 1B		1-0 2B		2-1 FC1-6 1-2f		3 1 2 0 0 0 0 1 0 0 0 0 0 1 0 0 0 0 0 0 0 0 0 0 0 0 0 0												
Chad Mottola, R OBP: 0.326, SLG: 0.500 (1, 9)		3-2 F8		1-0 HR		0-0 P4		1-2 F3		4 1 1 2 0 0 2												
Eddie Taubensee, L OBP: 0.346, SLG: 0.439 Jeff Brantley, R (1, 2) (9, 1)			1-1 2B 2B	2-2 G1-3		2-1 F9		2-2 CS 1B		4 1 2 0 0 0 0 0 0 0 0 0 0 0												
Joe Oliver, R OBP: 0.278, SLG: 0.380 (1, 3) (9, 2)			3-2 SH2-4 SF8 2B	0-0 P6		2-1 2B		1-3 K 1-2		4 1 2 1 0 1 1												
Kevin Jarvis, L Willie Greene, L OBP: 0.303, SLG: 0.420 (1, 1) (6, 5)			0-0 SH2-4		1-3 K		4-2 BB		0-1 F9	1 0 0 0 0 1 0 1 0 0 0 1 0 0												
Inning Stats	R: 0 E: 0 K: 0 S: 9	H: 1 LOB: 0 BB: 0 P: 15	R: 0 E: 0 K: 1 S: 10	H: 0 LOB: 0 BB: 0 P: 18	R: 2 E: 0 K: 1 S: 12	H: 2 LOB: 1 BB: 1 P: 23	R: 2 E: 0 K: 1 S: 11	H: 2 LOB: 0 BB: 0 P: 18	R: 0 E: 0 K: 0 S: 6	H: 1 LOB: 1 BB: 0 P: 8	R: 0 E: 0 K: 2 S: 12	H: 1 LOB: 2 BB: 1 P: 24	R: 0 E: 0 K: 1 S: 11	H: 0 LOB: 1 BB: 1 P: 20	R: 0 E: 0 K: 1 S: 9	H: 1 LOB: 0 BB: 0 P: 12	1B: 4 2B: 4 3B: 0 HR: 1	SF: 1 SAC: 1 DP: 0 HBP: 0	WP: 0 PB: 0 SB: 1 CS: 1	PA: 37		
PITCHER	IP WLS BF H R ER SO BB IBB HBP BLK WP HR S P ERA WHIP																					
Fernando Valenzuela, L ERA: 3.55 Scott Sanders, R ERA: 3.18 Ron Villone, L ERA:	(1, 1) 6.0 L 24 7 4 4 4 1 0 0 0 0 1 60 100 6.00 1.333	(7, 1) 2.0 9 1 0 0 3 2 0 0 0 0 0 23 44 0.00 1.500	(9, 1) 1.0 3 1 0 0 1 0 0 0 0 0 9 12 0.00 1.000																			

Cincinnati Reds @ San Diego Padres
 Jack Murphy Stadium, San Diego, CA
 Tue Jun 11 1996, 10:05 PM EDT
 Att. 12,029 - Unknown - 71 F

livebaseballscorecards.com

AB	31
R	4
H	9
RBI	4
BB	3
SO	8
LOB	10



Batter	1	2	3	4	5	6	7	8	9	AB	R	H	RBI	BB	SO	LOB
Rickey Henderson, R (1, 7) OBP: 0.418, SLG: 0.315	4-0 G3-1 FC1-5-2 S BB		1-0 F7-4 S 1B		2-2 FC6-4 1B		1-0 G5-3	2-1 F7		4	0	2	0	1	0	3
Steve Finley, L (1, 8) OBP: 0.332, SLG: 0.464	3-1 G3-1 1-3		3-1 F7-4 1-2		0-0 FC6-4 1-2f		3-1 F7		1-1 P5	5	0	0	0	0	0	3
Tony Gwynn, L (1, 9) OBP: 0.390, SLG: 0.433	1-1 FC1-5-2 3-H			1-0 HR		1-1 G3		0-1 1B	0-1 1B	5	1	3	1	0	0	2
Ken Caminiti, S (1, 5) OBP: 0.366, SLG: 0.521	1-1 F8			0-0 FC4-6 1B		2-1 F8	0-0 F8		2-3 K	5	0	1	0	0	1	3
Jason Thompson, L (1, 3) OBP: 0.273, SLG: 0.364		1-0 P5		2-0 FC4-6 BB 1-2f		1-2 G5-3 1B		2-2 G4-3	0-0 F8	5	0	1	0	0	0	2
Archi Cianfrocco, R (1, 6) OBP: 0.374, SLG: 0.457		1-2 2B		2-3 K		2-1 G5-3 1B		3-2 BB 1B		4	0	3	0	0	1	1
Brian Johnson, R (1, 2) OBP: 0.311, SLG: 0.491		1-0 G4-3		4-0 BB		1-1 G5-3		2-2 F9		3	0	0	0	1	0	4
Jody Reed, R (1, 4) OBP: 0.326, SLG: 0.296		2-2 F8		0-2 G4-3		4-1 BB		0-1 BB 1B		3	0	1	0	1	0	3
Fernando Valenzuela, L (1, 1) OBP: 0.174, SLG: 0.174			0-0 G3-1		0-3 K		1-0 P4		4-1 BB	2	0	0	0	0	1	0
Chris Gwynn, L (6, PH) OBP: 0.341, SLG: 0.257										1	0	0	0	0	0	3
Scott Sanders, R (7, 1)										0	0	0	0	0	0	0
Marc Newfield, R (8, PH) OBP: 0.378, SLG: 0.472										0	0	0	0	1	0	0
Ron Villone, L (9, 1)										0	0	0	0	0	0	0

Inning Stats	R: 0	H: 0	E: 0	K: 0	S: 6	H: 0	LOB: 1	BB: 1	P: 15	R: 0	H: 1	E: 0	K: 0	S: 10	H: 1	LOB: 0	BB: 0	P: 8	R: 1	H: 2	E: 0	K: 1	S: 11	H: 2	LOB: 2	BB: 1	P: 20	R: 0	H: 1	E: 0	K: 1	S: 9	H: 2	LOB: 3	BB: 1	P: 22	R: 0	H: 1	E: 0	K: 0	S: 6	H: 2	LOB: 1	BB: 0	P: 10	R: 0	H: 2	E: 0	K: 0	S: 24	H: 2	LOB: 3	BB: 1	P: 37	R: 0	H: 1	E: 0	K: 1	S: 8	H: 1	LOB: 1	BB: 0	P: 11	1B: 9	2B: 2	3B: 0	HR: 1	SF: 0	SAC: 0	DP: 1	HBP: 0	WP: 0	PA: 41
--------------	------	------	------	------	------	------	--------	-------	-------	------	------	------	------	-------	------	--------	-------	------	------	------	------	------	-------	------	--------	-------	-------	------	------	------	------	------	------	--------	-------	-------	------	------	------	------	------	------	--------	-------	-------	------	------	------	------	-------	------	--------	-------	-------	------	------	------	------	------	------	--------	-------	-------	-------	-------	-------	-------	-------	--------	-------	--------	-------	--------

PITCHER	IP	WLS	BF	H	R	ER	SO	BB	IBB	HBP	BLK	WP	HR	S	P	ERA	WHIP
Kevin Jarvis, R (1, 1) ERA: 5.09	5.2		26	7	1	1	2	3	0	0	0	0	0	50	90	1.59	1.765
Jeff Shaw, R (6, 1) ERA: 1.89	2.0		9	3	0	0	0	0	0	0	0	0	0	28	40	0.00	1.500
Lee Smith, R (8, 1) ERA: 3.31	0.1		2	0	0	0	0	1	0	0	0	0	0	3	9	0.00	3.000
Jeff Brantley, R (9, 1) ERA: 3.31	1.0	S	4	1	0	0	1	0	0	0	0	0	0	8	11	0.00	1.000

BOTTOM

Cincinnati Reds @ San Diego Padres
Jack Murphy Stadium, San Diego, CA

Tue Jun 11 1996, 10:05 PM EDT
Att: 12,029 - Unknown - 71 F

livebaseballscorecards.com

AB	37
R	1
H	11
RBI	1
BB	4
SO	3
LOB	24



Batter	1	2	3	4	5	6	7	8	9	AB	R	H	RBI	BB	SO	LOB	TOP
Thomas Howard, S OBP: 0.276, SLG: 0.300 (1, 7) (9, 8)	4-1 G4-6-3 1B BB		1-0 E S 1B	2-3 K			0-1 WP S 2-H 1B	0-0 F7	0-1 P5	5	1	2	1	1	1	4	
Willie Greene, L OBP: 0.317, SLG: 0.457 (1, 5)	1-0 G4-6-3 1B		1-3 SAFE SAFE SAFE SAFE SAFE SAFE SAFE				1-1 F8		1-2 HR	4	1	2	1	1	1	1	
Hal Morris, L OBP: 0.347, SLG: 0.408 (1, 3)	2-2 G4-6-3 1-2f 2-3 BB		3-3 SAFE SAFE SAFE SAFE SAFE SAFE SAFE				1-3 K		4-2 HR BB	4	1	0	0	1	3	5	
Eric Davis, R OBP: 0.402, SLG: 0.624 Hector Carrasco, R (1, 8) (9, 1)	4-1 BB		2-2 HBP				1-1 G5-3		1-0 HR	3	1	1	2	1	0	2	
Eddie Taubensee, L OBP: 0.344, SLG: 0.434 Joe Oliver, R OBP: 0.286, SLG: 0.387 (1, 2) (8, 2)	2-1 F7 BB		1-0 1B				0-0 G4-1		2-1 G4-3 1B	4	0	1	1	0	0	2	
Bret Boone, R OBP: 0.250, SLG: 0.315 (1, 4)		2-2 G6-3	3-1 F7				0-1 F9		0-2 1B 1B 1B	5	2	2	2	0	0	2	
Chad Mottola, R OBP: 0.314, SLG: 0.469 (1, 9)		3-2 P4					1-1 G5-3		0-0 G3-1 1B 1B	5	0	1	0	0	1	0	
Jeff Branson, L OBP: 0.323, SLG: 0.388 (1, 6)		0-0 HR					1-3 K		1-0 SH1-4 1B BB	4	2	2	2	1	1	0	
John Smiley, L OBP: 0.296, SLG: 0.308 Lenny Harris, L OBP: 0.329, SLG: 0.508 Lee Smith, R Eric Owens, R OBP: 0.325, SLG: 0.297 (1, 1) (8, PH) (8, 1) (9, PH) (9, 7)		0-0 F8					0-1 1B		2-0 SH1-4 1-2	2	0	1	0	0	0	0	
Inning Stats	R: 0 E: 0 K: 0 S: 8 H: 1 LOB: 2 BB: 2 P: 21	R: 1 E: 0 K: 0 S: 9 H: 1 LOB: 0 BB: 0 P: 14	R: 1 E: 0 K: 2 S: 17 H: 2 LOB: 2 BB: 0 P: 28	R: 0 E: 0 K: 2 S: 10 H: 1 LOB: 1 BB: 0 P: 13	R: 0 E: 0 K: 1 S: 7 H: 0 LOB: 0 BB: 0 P: 10	R: 0 E: 0 K: 0 S: 5 H: 0 LOB: 0 BB: 0 P: 6	R: 1 E: 0 K: 1 S: 11 H: 1 LOB: 2 BB: 2 P: 26	R: 1 E: 0 K: 0 S: 12 H: 3 LOB: 2 BB: 0 P: 16	R: 5 E: 0 K: 1 S: 20 H: 5 LOB: 1 BB: 1 P: 36	1B: 10 2B: 0 3B: 0 HR: 4 SF: 0 SAC: 1 DP: 1 HBP: 1	WP: 1 PB: 0 SB: 2 CS: 0 PA: 46						
PITCHER	IP WLS BF H R ER SO BB IBB HBP BLK WP HR S P ERA WHIP	IP WLS BF H R ER SO BB IBB HBP BLK WP HR S P ERA WHIP	IP WLS BF H R ER SO BB IBB HBP BLK WP HR S P ERA WHIP	IP WLS BF H R ER SO BB IBB HBP BLK WP HR S P ERA WHIP	IP WLS BF H R ER SO BB IBB HBP BLK WP HR S P ERA WHIP	IP WLS BF H R ER SO BB IBB HBP BLK WP HR S P ERA WHIP	IP WLS BF H R ER SO BB IBB HBP BLK WP HR S P ERA WHIP	IP WLS BF H R ER SO BB IBB HBP BLK WP HR S P ERA WHIP	IP WLS BF H R ER SO BB IBB HBP BLK WP HR S P ERA WHIP	IP WLS BF H R ER SO BB IBB HBP BLK WP HR S P ERA WHIP							
Sean Bergman, R ERA: 4.83 (1, 1)	6.1 L 29 6 3 2 5 4 0 1 0 0 1 60 106 2.84 1.579	1.1 L 7 3 1 1 1 0 0 0 0 1 0 18 27 6.75 2.250	0.1 6 4 5 5 0 1 0 0 0 0 3 12 23 135.00 15.000	1.0 4 1 0 0 1 0 0 0 0 0 0 9 14 0.00 1.000													

Cincinnati Reds @ San Diego Padres
 Jack Murphy Stadium, San Diego, CA
 Wed Jun 12 1996, 10:05 PM EDT
 Att. 11,411 - Unknown - 68 F

livebaseballscorecards.com

AB	39
R	9
H	14
RBI	9
BB	5
SO	7
LOB	18



Batter	1	2	3	4	5	6	7	8	9	AB	R	H	RBI	BB	SO	LOB
Rickey Henderson, R OBP: 0.418, SLG: 0.310 (1, 8) C X	1-1 G6-3 ①		1-2 G4-3 ①		2-2 L6-3 ① 1-1		4-1 BB		4-0 BB	3	0	0	0	2	0	1
Jody Reed, R OBP: 0.323, SLG: 0.294 (1, 4) C X	1-1 G4-3 ②		0-0 1B		3-2 G3 ③		0-1 L4 ③		0-2 G1-3 ③	5	0	1	0	0	0	3
Tony Gwynn, L OBP: 0.384, SLG: 0.425 (1, 9) C X	0-2 F8 ③		0-0 P6 ②			0-1 E3 1B		2-3 K ①		4	0	0	0	0	1	1
Ken Caminiti, S OBP: 0.359, SLG: 0.510 (1, 5) S X		0-1 F7 ①	0-1 L8 ③			1-2 L5 ①		0-0 G4-3 ②		4	0	0	0	0	0	2
Archi Cianfrocco, R OBP: 0.369, SLG: 0.459 (1, 3) S X		1-3 K ②		1-1 2B		1-0 F8 ②		1-1 F8 ③		4	0	1	0	0	1	1
Marc Newfield, R OBP: 0.377, SLG: 0.468 Steve Finley, L OBP: 0.331, SLG: 0.462 (1, 7) (7, 8) S X		2-3 K ③		2-3 K ①		2-0 1B		1-2 1B ③		3-2 E5 BB G6-4-3	3	0	1	0	0	2
Brian Johnson, R OBP: 0.311, SLG: 0.487 Bryce Florie, R Doug Bochtler, R Willie Blair, R Chris Gwynn, L OBP: 0.357, SLG: 0.257 (9, PH) S X			0-1 1B HR 1B		0-1 F7 ②		0-1 F8 ③		4-0 G6-4-3 E 1-2 BB	3	1	1	0	0	0	3
Andujar Cedeno, R OBP: 0.278, SLG: 0.318 (1, 6) S X			0-1 1-3 HR 1B		1-3 K ③		2-3 K ①		1-1 E6 G6-4-3	4	1	1	0	0	2	3
Sean Bergman, R OBP: 0.107, SLG: 0.214 Brad Ausmus, R OBP: 0.270, SLG: 0.241 (1, 1) (7, 2) S X			0-0 1-H 3-H HR		1-3 K L6-3		0-0 F7 ②		1-2 G6-4-3 1-2 2-3 3-H	2	1	1	3	0	1	0
										2	0	0	0	0	0	2

Inning Stats	R: 0	H: 0	E: 0	K: 0	S: 7	R: 0	H: 0	E: 0	K: 2	S: 9	R: 3	H: 4	E: 0	K: 0	S: 12	R: 0	H: 1	E: 0	K: 2	S: 10	R: 0	H: 0	E: 0	K: 1	S: 10	R: 0	H: 1	E: 1	K: 0	S: 9	R: 0	H: 0	E: 0	K: 1	S: 7	R: 0	H: 0	E: 0	K: 1	S: 7	R: 1	H: 0	E: 2	K: 0	S: 11	1B: 4	2B: 2	3B: 0	HR: 1	SF: 0	SAC: 0	DP: 2	HBP: 0	WP: 1	PB: 0	SB: 0	CS: 0	PA: 38
--------------	------	------	------	------	------	------	------	------	------	------	------	------	------	------	-------	------	------	------	------	-------	------	------	------	------	-------	------	------	------	------	------	------	------	------	------	------	------	------	------	------	------	------	------	------	------	-------	-------	-------	-------	-------	-------	--------	-------	--------	-------	-------	-------	-------	--------

PITCHER	IP	WLS	BF	H	R	ER	SO	BB	IBB	HBP	BLK	WP	HR	S	P	ERA	WHIP
John Smiley, L ERA: 4.74 (1, 1)	7.0		29	6	3	3	6	1	0	0	0	1	1	64	90	3.86	1.000
Lee Smith, R ERA: 3.12 (8, 1)	1.0		3	0	0	0	1	0	0	0	0	0	0	7	10	0.00	0.000
Hector Carrasco, R ERA: 4.74 (9, 1)	1.0		6	0	1	0	0	2	0	0	0	0	0	11	24	0.00	2.000

BOTTOM

Cincinnati Reds @ San Diego Padres
Jack Murphy Stadium, San Diego, CA
 Wed Jun 12 1996, 10:05 PM EDT
 Att: 11,411 - Unknown - 68 F

AB	35
R	4
H	6
RBI	3
BB	3
SO	7
LOB	17




PITCHER	IP	WLS	BF	H	R	ER	SO	BB	IBB	HBP	BLK	WP	HR	S	P	ERA	WHIP
---------	----	-----	----	---	---	----	----	----	-----	-----	-----	----	----	---	---	-----	------

Batter	1	2	3	4	5	6	7	8	9	10	11	12	13	14	AB R H RBI BB SO LOB	TOP															
Rickey Henderson, R OBP: 0.418, SLG: 0.319 (1, 7)	0-3 K		0-0 1B		0-0 L6		2-1 P6		2-2 G4-3			1-2 SAFE 2B		2-1 G1-6-3 1B	7 0 3 0 0 1 1	<p>San Diego Padres @ Chicago Cubs</p> <p>Wrigley Field, Chicago, IL</p> <p>Thu Jun 13 1996, 7:05 PM CDT</p> <p>Att. 28,953 - Unknown - 86 F</p>															
Steve Finley, L OBP: 0.327, SLG: 0.457 (1, 8)	2-2 F9		3-1 G3		3-2 G3		0-1 2B			1-3 K		1-2 P5		0-2 G1-6-3 1-2f	7 0 1 1 0 1 4																
Tony Gwynn, L OBP: 0.367, SLG: 0.436 (1, 9)	1-1 G3-1				1-1 HR		0-1 L8		4-0 IBB		1-1 L9		4-0 IBB		4 1 1 1 2 0 0																
Ken Caminiti, S OBP: 0.353, SLG: 0.500 (1, 5)		2-1 G4-3		2-2 F9		1-0 F8 1B		0-0 G1-3		2-3 K		1-3 K			6 0 1 0 0 2 5																
Jason Thompson, L OBP: 0.400, SLG: 0.533 Luis Lopez, S OBP: 0.239, SLG: 0.294 (1, 3) (8, 6)		1-1 1B		0-2 1B 2B		0-1 1B		2-3 K			0-0 G6-3		2-2 F7 G4-3 1B		4 1 3 0 0 1 0 2 0 1 0 0 0 0																
Archi Cianfrocco, R OBP: 0.349, SLG: 0.433 (1, 6) (8, 3)		1-3 K		0-0 L9		1-2 F8 1B		2-3 K			2-2 F7		2-1 G4-3		6 0 0 0 0 2 5																
Jody Reed, R OBP: 0.320, SLG: 0.291 (1, 4)		0-2 F8		1-1 2-H 1B		3-3 K		1-0 G5-3			1-1 F9		1-0 F7		6 0 1 1 0 1 4																
Brad Ausmus, R OBP: 0.259, SLG: 0.231 Willie Blair, R (13, 1)			2-3 K2-3		0-2 G2-3		3-1 G6-3		1-3 K			0-1 G4-3		1-2 L9	6 0 0 0 0 2 2 0 0 0 0 0 0 0																
Joey Hamilton, R OBP: 0.194, SLG: 0.258 Chris Gwynn, L OBP: 0.346, SLG: 0.250 Scott Sanders, R OBP: 0.111 Trevor Hoffman, R OBP: 0.111 Marc Newfield, R OBP: 0.392, SLG: 0.468 Andres Bertrumen, R OBP: 0.339, SLG: 0.483 (1, 1) (8, P16) (8, 1) (8, 1) (12, P16) (12, 1) (13, 2)			3-3 K		0-0 G5-3		3-2 2B 1B		3-1 G3-1			4-1 2B BB		0-0 G3	3 1 1 0 0 1 0 1 0 1 0 0 0 0 0 0 0 0 0 1 0 0 0 0 0 0																
Inning Stats	R: 0 E: 0 S: 9	H: 0 LOB: 0 BB: 12 P: 12	R: 0 E: 0 K: 10	H: 1 LOB: 1 BB: 0 P: 14	R: 0 E: 0 K: 12 S: 12	H: 1 LOB: 1 BB: 0 P: 20	R: 2 E: 0 K: 0 S: 15	H: 3 LOB: 1 BB: 0 P: 19	R: 0 E: 0 K: 5 S: 5	H: 0 LOB: 0 BB: 0 P: 8	R: 0 E: 0 K: 12 S: 12	H: 0 LOB: 0 BB: 0 P: 12	R: 0 E: 0 K: 2 S: 7	H: 0 LOB: 0 BB: 0 P: 12	R: 0 E: 0 K: 13 S: 13		H: 1 LOB: 3 BB: 2 P: 24	R: 0 E: 0 K: 10 S: 10	H: 1 LOB: 1 BB: 0 P: 16	R: 0 E: 0 K: 6 S: 6	H: 1 LOB: 0 BB: 0 P: 8	1B: 8 2B: 3 3B: 0 HR: 1	SF: 0 SAC: 0 DP: 1 HBP: 0	WP: 0 PB: 0 SB: 0 CS: 0	PA: 56						
PITCHER	IP WLS BF H R ER SO BB IBB HBP BLK WP HR S P ERA WHIP	PITCHER Amaury Telemaco, R (1, 1) ERA: 3.44 Jim Bullinger, R (7, 1) ERA: 6.75 Terry Adams, R (8, 1) ERA: 2.32 Bob Patterson, L (10, 1) ERA: 1.66 Turk Wendell, R (11, 1) ERA: 1.98															PITCHER Doug Jones, R (13, 1) ERA: 5.01														

livebaseballscorecards.com

AB	53
R	3
H	12
RBI	3
BB	3
SO	11
LOB	21



Batter	1	2	3	4	5	6	7	8	9	10	11	12	13	14	AB	R	H	RBI	BB	SO	LOB	BOTTOM													
Brian McRae, S OBP: 0.349, SLG: 0.375 (1, 8)	1-0 BB HBP 2B		1-2 G4-3		1-3 K		0-3 K		1-1 SAFE SAFE 1B			1-0 P4		4-0 G4-3 HR IBB	5	2	1	0	1	2	2	San Diego Padres @ Chicago Cubs Wrigley Field, Chicago, IL Thu Jun 13 1996, 7:05 PM CDT Att. 28,953 - Unknown - 86 F livebaseballscorecards.com AB 48 R 6 H 9 RBI 6 BB 6 SO 12 LOB 18 													
Bret Barberie, S OBP: 0.185, SLG: 0.174 (1, 5)	4-2 SAFE 2B BB		0-1 F9			0-0 G4-3		0-1 L3	1-1 F8			3-3 K		0-2 G4-3	5	1	0	0	1	1	2														
Doug Jones, R (13, 1)															0	0	0	0	0	0	0														
Mike Hubbard, R (14, PH)															1	0	0	0	0	0	2														
Luis Gonzalez, L OBP: 0.382, SLG: 0.432 (1, 7)	3-2 G6-3 1-H 2-H 2B		4-1			1-0 G3-1		0-3 K				3-2 P5		2-1 P3	4	0	1	2	1	1	0														
Turk Wendell, L OBP: 0.500, SLG: 0.500 (11, 1)															0	0	0	0	0	0	0														
Terry Shumpert, R OBP: 0.167, SLG: 0.800 (13, 5)															2	1	1	3	0	0	0														
Sammy Sosa, R OBP: 0.296, SLG: 0.539 (1, 9)	0-2 G5-3		1-2 G5-3			4-2		0-0 PB 1B 2B				0-0 G6-3		1-0 23 F9 2B	5	1	2	0	1	0	2														
Dave Magadan, L OBP: 0.379, SLG: 0.182 (1, 3)	1-1 G6-3 2-3			1-3 K		2-0 L8		3-2 23 FC6-4 1B				2-3 K		4-0 FC6-4 IBB	5	0	1	1	1	2	2														
23 Ryne Sandberg, R OBP: 0.305, SLG: 0.469 (1, 4)	2-1 G5-3			1-0 G6-3				4-0 1B SH1-3 BB	2-2 FC6-4 1-2f			1-3 K		0-1 F9 2-3	5	0	0	0	1	1	4														
Scott Servais, R OBP: 0.314, SLG: 0.453 (1, 2)		1-1 F8		1-3 K		0-0 SH1-3			1-3 K			1-0 G5-3		0-0 FC6-4	5	0	0	0	0	2	2														
José Hernández, R OBP: 0.256, SLG: 0.239 (1, 6)		3-2 G4-3				1-2 G6-3		3-3 K	1-0 1B 1B			2-3 K		1-2 G4-3 SH3-4 HR 1B	6	1	2	0	0	2	1														
Amaury Telemaco, R (11, 11)		1-0 G4-3				2-3 K		0-1 1B	2-1 F7			2-2 F7		0-0 SH3-4	2	0	0	0	0	0	1														
Jim Bullinger, R OBP: 0.348, SLG: 0.667 (7, 11)															0	0	0	0	0	0	0														
Scott Bullitt, L OBP: 0.380, SLG: 0.471 (7, PH)															1	0	1	0	0	0	0														
Terry Adams, R (8, 11)															0	0	0	0	0	0	0														
Leo Gomez, R OBP: 0.361, SLG: 0.525 (9, PH)															1	0	0	0	0	0	1														
Bob Patterson, R (10, 11)															0	0	0	0	0	0	0														
Doug Glanville, R OBP: 0.182, SLG: 0.182 (11, 7)															1	0	0	0	0	0	0														
Inning Stats	R: 2 E: 0 K: 0 S: 14	H: 1 LOB: 1 BB: 1 P: 25	R: 0 E: 0 K: 0 S: 6	H: 0 LOB: 0 BB: 0 P: 11	R: 0 E: 0 K: 2 S: 8	H: 0 LOB: 0 BB: 0 P: 11	R: 0 E: 0 K: 2 S: 10	H: 0 LOB: 0 BB: 0 P: 14	R: 0 E: 0 K: 1 S: 6	H: 0 LOB: 1 BB: 1 P: 13	R: 0 E: 0 K: 1 S: 11	H: 1 LOB: 2 BB: 1 P: 16	R: 1 E: 0 K: 1 S: 13	H: 2 LOB: 1 BB: 0 P: 18	R: 0 E: 0 K: 1 S: 10	H: 2 LOB: 2 BB: 0 P: 16	R: 0 E: 0 K: 1 S: 8	H: 0 LOB: 0 BB: 0 P: 13	R: 0 E: 0 K: 2 S: 7	H: 0 LOB: 0 BB: 0 P: 11	R: 0 E: 0 K: 1 S: 7	H: 0 LOB: 0 BB: 0 P: 13	R: 0 E: 0 K: 0 S: 6	H: 1 LOB: 2 BB: 1 P: 13	R: 3 E: 0 K: 0 S: 10	H: 2 LOB: 1 BB: 1 P: 15	1B: 5 2B: 3 3B: 0 HR: 1	SF: 0 SAC: 2 DP: 0 HBP: 1	WP: 0 PA: 57 PB: 1 SB: 0 CS: 0						
PITCHER	IP WLS BF H R ER SO BB IBB HBP BLK WP HR S P ERA WHIP	IP WLS BF H R ER SO BB IBB HBP BLK WP HR S P ERA WHIP															IP WLS BF H R ER SO BB IBB HBP BLK WP HR S P ERA WHIP																		
Joey Hamilton, R ERA: 4.29 (1, 1)	8.0	3	33	4	3	3	7	4	0	0	0	0	0	0	0	0	0	8	13	0.00	3.000														
Scott Sanders, R ERA: 3.12 (9, 1)	0.2	4	2	0	0	1	0	0	0	0	0	0	0	0	0	0	0	0	0	0	0														
Trevor Hoffman, R ERA: 1.44 (9, 1)	2.1	7	0	0	0	3	0	0	0	0	0	0	0	0	0	0	0	0	0	0	0														
Andres Berumen, R ERA: (12, 1)	1.1	6	1	0	0	1	0	1	0	0	0	0	0	0	0	0	0	0	0	0	0														
Willie Blair, R ERA: 4.17 (13, 1)	1.1	L 7	2	3	3	0	0	1	0	0	0	1	13	18	20.25	1.500																			

Batter	1	2	3	4	5	6	7	8	9	AB R H RBI BB SO LOB	TOP											
Rickey Henderson, R OBP: 0.415, SLG: 0.314 (1, 7)	2-2 G3		1-2 G5-3		2-2 G5			4-2 BB		3 0 0 0 1 0 2												
Steve Finley, L OBP: 0.326, SLG: 0.454 (1, 8)	3-3 K			1-3 K2-3		2-1 BLK 1B		0-2 P4		4 0 1 0 0 2 1												
Ken Caminiti, S OBP: 0.352, SLG: 0.493 (1, 5)	2-2 HBP			2-2 G4-3		3-2 P7		0-0 P6		3 0 0 0 0 0 2												
Jason Thompson, L OBP: 0.333, SLG: 0.444 Archi Cianfrocco, R OBP: 0.345, SLG: 0.429 (1, 3) (9, PH)	1-3 K			1-0 G4-3		1-2 L9		1-0 P4		3 0 0 0 0 1 2 1 0 0 0 0 0 0												
Marc Newfield, R OBP: 0.386, SLG: 0.469 (1, 9)		0-1 G4-6-3 1B			3-2 1B 1B	0-1 G4-3		2-1 F7		4 1 2 0 0 0 1												
Brian Johnson, R OBP: 0.299, SLG: 0.467 (1, 2)		1-2 G4-6-3			1-0 L8		2-0 F7		1-1 G6-3	4 0 0 0 0 0 2												
Jody Reed, R OBP: 0.320, SLG: 0.291 (1, 4)		0-1 P6			2-1 1B 1B		1-2 G5-3			3 0 1 0 0 0 0												
Andujar Cedeno, R OBP: 0.279, SLG: 0.318 (1, 6)			0-1 G5-3		0-0 1B		0-0 G1-3			3 0 1 1 0 0 0												
Bob Tewksbury, R OBP: 0.067, SLG: 0.034 Chris Gwynn, L OBP: 0.341, SLG: 0.243 Ron Villone, L (8, PH) (8, 1)			3-2 L5		1-0 P3			1-3 K		2 0 0 0 0 0 2 1 0 0 0 0 1 0 0 0 0 0 0 0 0												
Inning Stats	R: 0 E: 0 K: 2 S: 12	H: 0 LOB: 1 BB: 0 P: 20	R: 0 E: 0 K: 0 S: 7	H: 1 LOB: 0 BB: 0 P: 8	R: 0 E: 0 K: 0 S: 9	H: 0 LOB: 0 BB: 0 P: 13	R: 0 E: 0 K: 1 S: 8	H: 0 LOB: 0 BB: 0 P: 12	R: 1 E: 0 K: 0 S: 14	H: 3 LOB: 2 BB: 0 P: 23	R: 0 E: 0 K: 0 S: 12	H: 1 LOB: 1 BB: 0 P: 18	R: 0 E: 0 K: 0 S: 5	H: 0 LOB: 0 BB: 0 P: 8	R: 0 E: 0 K: 1 S: 12	H: 0 LOB: 1 BB: 1 P: 17	R: 0 E: 0 K: 0 S: 5	H: 0 LOB: 0 BB: 0 P: 9	1B: 5 2B: 0 3B: 0 HR: 0	SF: 0 SAC: 0 DP: 1 HBP: 1	WP: 0 PB: 0 SB: 0 CS: 0	PA: 33
PITCHER	IP WLS BF H R ER SO BB IBB HBP BLK WP HR S P ERA WHIP																					
Steve Trachsel, R ERA: 2.27 (1, 1)	7.1 W 28 5 1 1 4 1 0 1 1 0 0 0 74 114 1.23 0.818																					
Bob Patterson, L ERA: 1.61 (8, 1)	0.2 2 0 0 0 0 0 0 0 0 0 0 0 5 5 0.00 0.000																					
Jim Bullinger, R ERA: 6.64 (9, 1)	1.0 3 0 0 0 0 0 0 0 0 0 0 0 5 9 0.00 0.000																					

San Diego Padres @ Chicago Cubs
Wrigley Field, Chicago, IL
Fri Jun 14 1996, 3:33 AM CDT
Att. 30,877 - Sunny - 67 F

livebaseballscorecards.com

AB 31
R 1
H 5
RBI 1
BB 1
SO 4
LOB 12



Batter	1	2	3	4	5	6	7	8	9	AB	R	H	RBI	BB	SO	LOB
Scott Bullett, L (1, 8) OBP: 0.375, SLG: 0.526	3-2 G1-3		3-2 G4-3		0-1 HR		1-3 K			4	1	1	1	0	1	0
23 Ryne Sandberg, R (1, 4) OBP: 0.305, SLG: 0.463	2-1 E HBP		0-1 F7		0-3 K		2-1 G5-3			3	1	0	0	0	1	0
Luis Gonzalez, L (1, 7) OBP: 0.376, SLG: 0.422	2-1 E9 1-H		2-2 G4-3		1-0 F7		2-3 K			4	0	0	0	0	1	0
Sammy Sosa, R (1, 9) OBP: 0.299, SLG: 0.550	1-3 K			0-1 S 1B	0-1 HR		0-0 G1-3			4	2	2	1	0	1	1
Dave Magadan, L (1, 3) OBP: 0.364, SLG: 0.160	0-1 G3			1 SAFE 2-1 G4-3 1-2	3-2 L9		4-2 FC6-4 BB			3	0	0	0	1	0	2
Leo Gomez, R (1, 5) OBP: 0.359, SLG: 0.516		2-0 G5-3		4-2 1B SF8 BB		0-1 F9		1-0 FC6-4 1-2f		3	1	0	0	1	0	1
José Hernández, R (1, 6) OBP: 0.267, SLG: 0.250		1-1 1B		0-1 SF8 1B 1-3 2-H		1-1 G5-3				3	0	2	1	0	0	0
Mike Hubbard, R (1, 2)		1-0 P4		0-0 SF8 1-2 3-H		1-3 K				2	0	0	1	0	1	1
Steve Trachsel, R (1, 1) OBP: 0.042, SLG: 0.167		1-1 G5-3		0-0 G5-3			0-3 K			3	0	0	0	0	1	2
Bob Patterson, R (8, 1)										0	0	0	0	0	0	0
Jim Bullinger, R (9, 1) OBP: 0.348, SLG: 0.667										0	0	0	0	0	0	0


Inning Stats	R: 1	H: 0	E: 1	K: 1	S: 13	H: 0	LOB: 1	BB: 0	P: 21	R: 0	H: 1	E: 0	K: 0	S: 6	H: 0	LOB: 0	BB: 0	P: 11	R: 0	H: 0	E: 0	K: 0	S: 8	H: 0	LOB: 0	BB: 0	P: 13	R: 2	H: 2	E: 0	K: 1	S: 11	H: 2	LOB: 1	BB: 1	P: 17	R: 2	H: 0	E: 0	K: 1	S: 7	H: 0	LOB: 0	BB: 0	P: 9	R: 0	H: 0	E: 0	K: 2	S: 8	H: 0	LOB: 0	BB: 0	P: 11	R: 0	H: 0	E: 0	K: 1	S: 7	H: 0	LOB: 1	BB: 1	P: 14
--------------	------	------	------	------	-------	------	--------	-------	-------	------	------	------	------	------	------	--------	-------	-------	------	------	------	------	------	------	--------	-------	-------	------	------	------	------	-------	------	--------	-------	-------	------	------	------	------	------	------	--------	-------	------	------	------	------	------	------	------	--------	-------	-------	------	------	------	------	------	------	--------	-------	-------

PITCHER	IP	WLS	BF	H	R	ER	SO	BB	IBB	HBP	BLK	WP	HR	S	P	ERA	WHIP
Bob Tewksbury, R (1, 1) ERA: 4.09	7.0	L	29	5	5	4	5	1	0	1	0	0	2	66	99	5.14	0.857
Ron Villone, L (8, 1) ERA:	1.0		4	0	0	0	1	1	0	0	0	0	0	7	14	0.00	1.000

BOTTOM

San Diego Padres @ Chicago Cubs
Wrigley Field, Chicago, IL
Fri Jun 14 1996, 3:33 AM CDT
Att: 30,877 - Sunny - 67 F

AB	29
R	5
H	5
RBI	4
BB	2
SO	6
LOB	7



WP	HR	S	P	ERA	WHIP
0	0	0	0	0	0
0	0	0	0	0	0
0	0	0	0	0	0

Batter	1	2	3	4	5	6	7	8	9	AB R H RBI BB SO LOB	TOP	
Rickey Henderson, R OBP: 0.417, SLG: 0.315 (1, 7) C X	0-1 G5-3 ①		4-0 FC6-4 BB 1-2			2-1 HR 1B		2-1 P3 ③		3 1 1 0 1 0 0		
Steve Finley, L OBP: 0.326, SLG: 0.466 (1, 8) L F B X	2-2 G6-3 ②		1-1 FC6-4 ③ 1-2f			2-0 HR 1B 1-H			0-1 E6 L7 1B	4 1 2 2 0 0 2		
Tony Gwynn, L OBP: 0.380, SLG: 0.428 (1, 9) X	0-0 G4-3 ③					0-0 G3			1-2 L7	4 0 0 0 0 0 1		
Ken Caminiti, S OBP: 0.354, SLG: 0.488 (1, 5)		1-3 K ①				1-3 K ②			4-0 BB IBB	2 0 0 0 2 2 0		
Jason Thompson, L OBP: 0.286, SLG: 0.381 Archi Cianfrocco, R OBP: 0.342, SLG: 0.425 (1, 3) (9, PH) (9, 3)		0-0 G4-3 ②				0-1 P6 ③			2-1 P9 ②	3 0 0 0 0 0 0 1 0 0 0 0 0 2		
Jody Reed, R OBP: 0.319, SLG: 0.288 (1, 4)		0-3 K ③				0-0 P3			4-0 BB	3 0 0 0 1 1 0		
Luis Lopez, S OBP: 0.229, SLG: 0.281 (1, 6)			1-2 G3-1 ①			1-1 F9 ②			1-3 K ③	4 0 0 0 0 1 3		
Brad Ausmus, R OBP: 0.261, SLG: 0.233 (1, 2)			3-2 BB 1B			0-0 G4-3 ③			3-3 K ①	3 0 1 0 0 1 0		
Tim Worrell, R Trevor Hoffman, R (1, 1) (9, 1)			2-3 K ②						0-3 K ②	3 0 0 0 0 3 1 0 0 0 0 0 0 0		
Inning Stats	R: 0 E: 0 K: 0 S: 6 H: 0 LOB: 0 BB: 0 P: 8	R: 0 E: 0 K: 2 S: 8 H: 0 LOB: 0 BB: 0 P: 9	R: 0 E: 0 K: 1 S: 11 H: 1 LOB: 2 BB: 1 P: 22	R: 0 E: 0 K: 1 S: 8 H: 0 LOB: 0 BB: 0 P: 12	R: 0 E: 0 K: 0 S: 4 H: 0 LOB: 0 BB: 0 P: 5	R: 2 E: 0 K: 1 S: 12 H: 2 LOB: 0 BB: 1 P: 24	R: 0 E: 0 K: 0 S: 6 H: 0 LOB: 0 BB: 0 P: 8	R: 0 E: 0 K: 2 S: 9 H: 0 LOB: 0 BB: 0 P: 14	R: 0 E: 1 K: 1 S: 14 H: 1 LOB: 3 BB: 2 P: 25	1B: 3 2B: 0 3B: 0 HR: 1 SF: 0 SAC: 0 DP: 0 HBP: 0	WP: 0 PB: 0 SB: 0 CS: 1 PA: 35	
PITCHER	IP WLS BF H R ER SO BB IBB HBP BLK WP HR S P ERA WHIP											
Jaime Navarro, R ERA: 3.86 (1, 1)	8.0 L 28 3 2 2 7 2 0 0 0 0 0 1 64 102 2.25 0.625											
Bob Patterson, L ERA: 1.59 (9, 1)	0.1 3 1 0 0 0 0 0 1 0 0 0 0 7 12 0.00 3.000											
Turk Wendell, R ERA: 1.95 (9, 1)	0.2 3 0 0 0 0 1 1 0 0 0 0 0 7 13 0.00 1.500											

San Diego Padres @ Chicago Cubs
Wrigley Field, Chicago, IL
Sat Jun 15 1996, 3:33 AM CDT
Att. 39,465 - Sunny

AB	30
R	2
H	4
RBI	2
BB	4
SO	8
LOB	9



livebaseballscorecards.com

Batter	1	2	3	4	5	6	7	8	9	AB R H RBI BB SO LOB
Brian McRae, S (1, 8) OBP: 0.344, SLG: 0.369	2-1 B3		2-2 E4		1-0 F8			0-0 G6-3		4 0 0 0 0 0 2
Brant Brown, L (1, 3) OBP: 0.250, SLG: 0.250	1-2 1B		1-0 F8		2-3 K			0-2 G4-3		4 0 1 1 0 1 2
Luis Gonzalez, L (1, 7) OBP: 0.373, SLG: 0.416 Bob Patterson, R (9, 1) Turk Wendell, L (9, 1) OBP: 0.500, SLG: 0.500	0-1 F8		4-2 BB				0-0 F8	3-H G6-3		3 0 0 0 1 0 1 0 0 0 0 0 0 0 0 0 0 0 0 0 0
Sammy Sosa, R (1, 9) OBP: 0.302, SLG: 0.549	2-2 1B		0-0 P3				0-0 F9	1-0 FC5 SH1-4 1B		4 0 2 0 0 0 2
Dave Magadan, L (1, 5) OBP: 0.333, SLG: 0.143	1-3 K			0-1 F7			2-1 L7	1-1 SH1-4		3 0 0 0 0 1 2
23 Ryne Sandberg, R (1, 4) OBP: 0.304, SLG: 0.459		0-2 CS 1B		1-2 G5-3			0-2 F8	1-3 K		4 0 1 0 0 1 1
Scott Servais, R (1, 2) OBP: 0.308, SLG: 0.443		1 SAFE F8		2-2 G5-3			2-1 G3	1-2 FC5		4 0 0 0 0 0 2
José Hernández, R (1, 6) OBP: 0.268, SLG: 0.246		2-2 F8			4-1 F8 SH5-4 BB		0-3 K			2 0 0 0 1 1 1
Jaime Navarro, R (1, 1) OBP: 0.152, SLG: 0.152 Scott Bullett, L (8, PH) OBP: 0.390, SLG: 0.564			2-2 L4		1 SAFE SH5-4			0-1 G6-3 G4-3 2B		1 0 0 0 0 0 0 1 1 1 0 0 0 0

Inning Stats	R: 0 E: 0 K: 1 S: 15	H: 2 LOB: 2 BB: 0 P: 21	R: 0 E: 0 K: 0 S: 8	H: 1 LOB: 0 BB: 0 P: 10	R: 0 E: 1 K: 0 S: 10	H: 0 LOB: 2 BB: 1 P: 19	R: 0 E: 0 K: 0 S: 8	H: 0 LOB: 0 BB: 0 P: 11	R: 0 E: 0 K: 1 S: 8	H: 0 LOB: 1 BB: 1 P: 15	R: 0 E: 0 K: 0 S: 4	H: 0 LOB: 0 BB: 0 P: 6	R: 0 E: 0 K: 1 S: 8	H: 0 LOB: 0 BB: 0 P: 10	R: 1 E: 0 K: 0 S: 8	H: 1 LOB: 0 BB: 0 P: 10	R: 0 E: 0 K: 1 S: 9	H: 1 LOB: 1 BB: 0 P: 13	1B: 4 2B: 1 3B: 0 HR: 0	SF: 0 SAC: 2 DP: 0 HBP: 0	WP: 0 PB: 0 SB: 1 CS: 1	PA: 34
PITCHER	IP	WLS	BF	H	R	ER	SO	BB	IBB	HBP	BLK	WP	HR	S	P	ERA	WHIP					
Tim Worrell, R (1, 1) ERA: 1.76	8.0	W	30	4	1	1	3	2	0	0	0	0	0	69	102	1.12	0.750					
Trevor Hoffman, R (9, 1) ERA: 1.39	1.0	S	4	1	0	0	1	0	0	0	0	0	0	9	13	0.00	1.000					

BOTTOM

San Diego Padres @ Chicago Cubs
Wrigley Field, Chicago, IL

Sat Jun 15 1996, 3:33 AM CDT
Att. 39,465 - Sunny

AB	30
R	1
H	5
RBI	1
BB	2
SO	4
LOB	13

livebaseballscorecards.com

Batter	1	2	3	4	5	6	7	8	9	AB R H RBI BB SO LOB	TOP	
Rickey Henderson, R OBP: 0.422, SLG: 0.313 (1, 7)	4-2 E BB SF8 BB		4-1 G3 BB		2-1 F7			4-2 1B WP FC3-6 BB		1 2 0 0 3 0 0		
Steve Finley, L OBP: 0.327, SLG: 0.463 (1, 8)	0-0 F7		0-2 G3		0-3 K			1-0 FC3-6 1-3 1B		4 0 1 0 0 1 2		
Tony Gwynn, L OBP: 0.378, SLG: 0.422 (1, 9)	4-1 CS E 1-2 BB		2-1 G4-3		1-1 G1-3			0-0 FC3-6 1-2 G3-6		3 0 0 1 1 0 2		
Ken Caminiti, S OBP: 0.352, SLG: 0.481 (1, 5)	4-2 1-2 2-3 BB			2-3 K		1-0 F8		0-0 G3-6 1-2f		3 0 0 0 1 1 1		
Jason Thompson, L OBP: 0.280, SLG: 0.375 (1, 3)	0-0 SF8			0-0 G3		2-3 K		2-2 1B		3 0 1 1 0 1 0		
Jody Reed, R OBP: 0.318, SLG: 0.287 (1, 4)	3-2 CS 2-3	0-0 F7		0-0 1B		0-0 F7		2-2 L5		4 0 1 0 0 0 1		
Luis Lopez, S OBP: 0.224, SLG: 0.275 Willie Blair, R Chris Gwynn, L OBP: 0.333, SLG: 0.237 Andres Berumen, R Doug Bochtler, R Marc Newfield, R OBP: 0.383, SLG: 0.465 (1, 6)		2-3 K		1-1 F9		0-2 G6-3		1-3 K		2 0 0 0 0 0 1 1 0 0 0 0 0 0 0 0 1 0 1 0 0 0 0 0 1 1		
Brad Ausmus, R OBP: 0.261, SLG: 0.228 (1, 2)		0-0 G4-3			4-2 HR BB		1-2 G4-3		3-3 K	3 1 0 0 1 1 1		
Fernando Valenzuela, L OBP: 0.167, SLG: 0.167 Archi Cianfrocco, R OBP: 0.345, SLG: 0.454 (1, 1)			1-2 P2		2-1 HR		1-3 K			1 0 0 0 0 0 0 0 2 1 1 2 0 1 0		
Inning Stats	R: 1 H: 0 E: 1 LOB: 1 K: 0 BB: 3 S: 9 P: 24	R: 0 H: 0 E: 0 LOB: 0 K: 1 BB: 0 S: 5 P: 7	R: 0 H: 0 E: 0 LOB: 1 K: 0 BB: 1 S: 9 P: 16	R: 0 H: 1 E: 0 LOB: 1 K: 1 BB: 0 S: 8 P: 11	R: 2 H: 1 E: 0 LOB: 0 K: 1 BB: 1 S: 11 P: 20	R: 0 H: 0 E: 0 LOB: 0 K: 1 BB: 0 S: 5 P: 8	R: 0 H: 0 E: 0 LOB: 0 K: 1 BB: 0 S: 10 P: 12	R: 1 H: 1 E: 0 LOB: 0 K: 0 BB: 1 S: 5 P: 10	R: 0 H: 1 E: 0 LOB: 1 K: 2 BB: 0 S: 12 P: 20	1B: 3 SF: 1 2B: 0 SAC: 0 3B: 0 DP: 1 HR: 1 HBP: 0	WP: 1 PA: 36 PB: 0 SB: 0 CS: 1	
PITCHER Frank Castillo, R ERA: 6.72 Jim Bullinger, R ERA: 6.38	IP WLS BF H R ER SO BB IBB HBP BLK WP HR S P ERA WHIP											PITCHER IP WLS BF H R ER SO BB IBB HBP BLK WP HR S P ERA WHIP
	(1, 1) 5.0 W 21 2 3 3 3 5 0 0 0 0 0 1 42 78 5.40 1.400											(6, 1) 4.0 S 14 2 1 1 4 1 0 0 0 1 0 32 50 2.25 0.750

San Diego Padres @ Chicago Cubs
Wrigley Field, Chicago, IL
Sun Jun 16 1996, 3:33 AM CDT
Att. 33,376 - Overcast - 66 F

AB	28
R	4
H	4
RBI	4
BB	6
SO	7
LOB	9



Batter	1	2	3	4	5	6	7	8	9
Brian McRae, S OBP: 0.345, SLG: 0.371 (1, 8)	1-1 G1-3	4-2 BB		3-2 1B 23 2B		1-1 G1-3		1-3 K	
Doug Glanville, R OBP: 0.188, SLG: 0.200 (1, 7)	1-0 F9	3-2 SF8		2-2 23 2B 1B		0-1 G3		0-0 F9	
23 Ryne Sandberg, R OBP: 0.303, SLG: 0.460 (1, 4)	1-1 F8	1-1 G1-3		1-2 1B 2B		0-1 F9			
Sammy Sosa, R OBP: 0.301, SLG: 0.544 (1, 9)		2-0 F9	2-1 G6-3	1-0 1B			0-1 F8		
Leo Gomez, R OBP: 0.362, SLG: 0.512 (1, 3) (6, 5)		1-0 1B E 1B	1-1 P3	0-1 F9			4-1 1B BB		
Scott Servais, R OBP: 0.312, SLG: 0.444 (1, 2)		2-2 E 1B 1B	0-0 G5-3		3-2 F9		0-0 1B		
Terry Shumpert, R OBP: 0.444, SLG: 1.286 Jim Bullinger, R OBP: 0.333, SLG: 0.636 (6, 1)		1-2 E BB 1B		3-2 HR		4-2 HBP	2-3 K		
José Hernández, R OBP: 0.260, SLG: 0.237 (1, 6)		0-0 E5 BB SF8		1-1 G5-3	SAFE SAFE SAFE SAFE SAFE	1-3 K	0-0 F8		
Frank Castillo, R OBP: 0.087, SLG: 0.087 Brant Brown, L OBP: 0.167, SLG: 0.167 (5, PH) (6, 3)		0-1 E5 BB		1-0 G4-3		0-1 G5-3		1-2 F9	

Inning Stats	R: 0	H: 0	E: 0	LOB: 0	K: 0	S: 5	P: 8	R: 4	H: 3	E: 2	LOB: 2	K: 0	S: 25	P: 39	R: 0	H: 0	E: 0	LOB: 0	K: 0	S: 5	R: 0	H: 0	E: 0	LOB: 1	K: 0	S: 21	R: 0	H: 0	E: 0	LOB: 0	K: 0	S: 6	R: 0	H: 1	E: 0	LOB: 2	K: 1	S: 8	R: 0	H: 0	E: 0	LOB: 0	K: 1	S: 7	R: 0	H: 0	E: 0	LOB: 0	K: 1	S: 9
--------------	------	------	------	--------	------	------	------	------	------	------	--------	------	-------	-------	------	------	------	--------	------	------	------	------	------	--------	------	-------	------	------	------	--------	------	------	------	------	------	--------	------	------	------	------	------	--------	------	------	------	------	------	--------	------	------

PITCHER															PITCHER																																		
IP	WLS	BF	H	R	ER	SO	BB	IBB	HBP	BLK	WP	HR	S	P	ERA	WHIP	IP	WLS	BF	H	R	ER	SO	BB	IBB	HBP	BLK	WP	HR	S	P	ERA	WHIP																
Fernando Valenzuela, L ERA: 3.88 (1, 1)	3.2	L	20	6	7	4	0	1	0	0	0	1	50	80	9.82	1.909																																	
Willie Blair, R ERA: 4.15 (4, 1)	2.1		10	2	1	1	1	0	0	1	0	0	26	36	3.86	0.857																																	
Andres Berumen, R ERA: (7, 1)	1.0		5	1	0	0	1	1	0	0	0	0	8	14	0.00	2.000																																	
Doug Bochtler, R ERA: 4.81 (8, 1)	1.0		3	0	0	0	1	0	0	0	0	0	7	9	0.00	0.000																																	

BOTTOM

San Diego Padres @ Chicago Cubs
Wrigley Field, Chicago, IL

Sun Jun 16 1996, 3:33 AM CDT
Att. 33,376 - Overcast - 66 F


AB	R	H	RBI	BB	SO	LOB
4	1	1	1	1	1	0
4	1	1	1	0	0	0
4	1	1	2	0	0	2
4	0	1	1	0	0	0
3	1	1	0	1	0	1
4	1	2	0	0	0	0
2	2	2	1	0	0	0
1	0	0	0	0	1	2
4	1	0	1	0	1	5
2	0	0	1	0	0	2
2	0	0	0	0	0	1

1B:	6	SF:	1
2B:	2	SAC:	0
3B:	0	DP:	0
HR:	1	HBP:	1

WP:	0	PA:	38
PB:	0	SB:	1
CS:	0		

livebaseballscorecards.com

AB 34
R 8
H 9
RBI 8
BB 2
SO 3
LOB 13



Batter	1	2	3	4	5	6	7	8	9	AB R H RBI BB SO LOB	TOP	
Rickey Henderson, R OBP: 0.419, SLG: 0.317 (1, 7)	3-2 F X G6-3		0-1 C X G4-3			1-1 F B X 1B 2B		2-2 C F C C B X G3-1		4 1 1 0 0 0 0		
Steve Finley, L OBP: 0.326, SLG: 0.460 (1, 8)	0-2 F X G4-3 1B			0-3 C C C K		1-2 B C C X G1-3		1-0 B X P5		4 0 1 0 0 1 1		
Tony Gwynn, L OBP: 0.376, SLG: 0.419 (1, 9)	0-1 C X G4-3		0-1 F X G6-3		0-1 C B C X G6-3	1-2 C B C X 2-H 1B		0-0 X L6		4 0 1 1 0 0 1		
Ken Caminiti, S OBP: 0.351, SLG: 0.474 (1, 5)	2-1 B B F X L3		2-3 F S B B K		2-3 F S B B K	0-3 S S S K		4-0 B B B B HR BB		3 1 0 0 1 2 2		
Jason Thompson, L OBP: 0.276, SLG: 0.464 (1, 3)		2-3 F B B T B K		0-0 X G4-3		2-3 S B S B K		1-1 C B X 1-H HR		4 1 1 2 0 2 0		
Archi Cianfrocco, R OBP: 0.333, SLG: 0.438 (1, 6)		1-2 B C C C X G1-3		0-0 X L9		1-1 B C X G5-3		2-3 C B B F F S K		4 0 0 0 0 1 0		
Brian Johnson, R OBP: 0.300, SLG: 0.463 (1, 2)		1-0 B X F8		1-1 C B X FC5-4 1B		0-0 X G3-1				3 0 1 0 0 0 0		
Jody Reed, R OBP: 0.316, SLG: 0.285 Scott Sanders, R (5, 1) Bryce Florie, R (7, 1) Chris Gwynn, L OBP: 0.326, SLG: 0.231 (8, PH) Andres Berumen, R (8, 1)			0-1 C X F9		2-1 C B B X FC5-4		1-3 F B B S K			2 0 0 0 0 0 1 0 0 0 0 0 0 0 0 0 0 0 0 0 0 1 0 0 0 0 1 0 0 0 0 0 0 0 0		
Sean Bergman, R OBP: 0.103, SLG: 0.207 Luis Lopez, S OBP: 0.220, SLG: 0.269 (5, 4)			1-3 F S B S K		0-3 S C K		0-1 S X G4-3			1 0 0 0 0 1 0 2 0 0 0 0 1 0		
Inning Stats	R: 0 H: 1 E: 0 LOB: 1 K: 0 BB: 0 S: 15 P: 20	R: 0 H: 0 E: 0 LOB: 0 K: 1 BB: 0 S: 9 P: 13	R: 0 H: 0 E: 0 LOB: 0 K: 1 BB: 0 S: 7 P: 8	R: 0 H: 0 E: 0 LOB: 0 K: 2 BB: 0 S: 8 P: 10	R: 0 H: 1 E: 0 LOB: 1 K: 0 BB: 0 S: 6 P: 9	R: 1 H: 2 E: 0 LOB: 1 K: 2 BB: 0 S: 14 P: 17	R: 0 H: 0 E: 0 LOB: 0 K: 1 BB: 0 S: 6 P: 9	R: 0 H: 0 E: 0 LOB: 0 K: 1 BB: 0 S: 9 P: 12	R: 2 H: 1 E: 0 LOB: 0 K: 1 BB: 1 S: 8 P: 16	1B: 3 SF: 0 2B: 1 SAC: 0 3B: 0 DP: 0 HR: 1 HBP: 0	WP: 0 PA: 33 PB: 0 SB: 0 CS: 0	
PITCHER Greg Maddux, R ERA: 3.2 Mark Wohlers, R ERA: 3.13	IP WLS BF H R ER SO BB IBB HBP BLK WP HR S P ERA WHIP	8.0 W 28 4 1 1 8 0 0 0 0 0 0 0 74 98 1.12 0.500	1.0 5 1 2 2 1 1 0 0 0 0 0 1 8 16 18.00 2.000	PITCHER IP WLS BF H R ER SO BB IBB HBP BLK WP HR S P ERA WHIP								

San Diego Padres @ Atlanta Braves
Atlanta-Fulton County Stadium, Atlanta, GA

Mon Jun 17 1996, 7:05 PM EDT
Att. 32,934 - Unknown - 84 F

AB 32
R 3
H 5
RBI 3
BB 1
SO 9
LOB 5



Batter	1	2	3	4	5	6	7	8	9
Marquis Grissom, R OBP: 0.329, SLG: 0.440	1-3 K		1-2 SH5-4 10 2B 1B	3-2 S 1B		1-0 G6-3		1-3 K	
Mark Lemke, S OBP: 0.385, SLG: 0.402	2-0 FC3-6 10 1B		0-0 SH5-4	3-2 SAFE SAFE K		0-0 F7			
10 Chipper Jones, S OBP: 0.381, SLG: 0.510	1-0 FC3-6 BLK 1B		0-1 S WP 2B		0-0 G4-3		4-1 G4-6-3 E 2-1 BB		
Fred McGriff, L OBP: 0.382, SLG: 0.590 Tyler Houston, L OBP: 0.250, SLG: 0.481	0-1 1-H 1B		3-2 G4-3		1-1 F7		2-2 E1 G4-6-3		
Ryan Klesko, L OBP: 0.358, SLG: 0.613	0-0 F7		0-0 1B PB 2B		2-1 HR		1-0 G4-6-3		
Jeff Blausen, R OBP: 0.348, SLG: 0.449		0-0 P6	1-0 PB 1B		1-1 E2 3B BLK		1-1 2-1	1-1 FC5-4 HBP	
Eddie Pérez, R OBP: 0.362, SLG: 0.561		0-1 G6-3	1-3 K		0-2 3B		1-2 K		
Jermaine Dye, R OBP: 0.263, SLG: 0.500		1-3 K		2-0 G5-3		3-3 K		3-2 FC5-4 HR	
Greg Maddux, R OBP: 0.194, SLG: 0.121 Dwight Smith, L OBP: 0.301, SLG: 0.348 Mark Wohlers, R			4-0 SH5-4 10 2B BB		0-0 G4-3		1-3 K	0-0 HR	

Inning Stats	R: 1	H: 2	E: 0	K: 1	S: 8	LOB: 1	BB: 0	P: 12	R: 0	H: 0	E: 0	K: 1	S: 6	LOB: 0	BB: 0	P: 7	R: 4	H: 4	E: 0	K: 1	S: 19	LOB: 1	BB: 1	P: 29	R: 0	H: 1	E: 0	K: 1	S: 12	LOB: 1	BB: 0	P: 20	R: 2	H: 2	E: 1	K: 1	S: 17	LOB: 1	BB: 0	P: 24	R: 0	H: 0	E: 0	K: 1	S: 5	LOB: 0	BB: 0	P: 7	R: 0	H: 0	E: 1	K: 0	S: 6	LOB: 1	BB: 1	P: 14	R: 2	H: 1	E: 0	K: 2	S: 14	LOB: 0	BB: 0	P: 20
--------------	------	------	------	------	------	--------	-------	-------	------	------	------	------	------	--------	-------	------	------	------	------	------	-------	--------	-------	-------	------	------	------	------	-------	--------	-------	-------	------	------	------	------	-------	--------	-------	-------	------	------	------	------	------	--------	-------	------	------	------	------	------	------	--------	-------	-------	------	------	------	------	-------	--------	-------	-------

PITCHER	IP	WLS	BF	H	R	ER	SO	BB	IBB	HBP	BLK	WP	HR	S	P	ERA	WHIP
Sean Bergman, R ERA: 5.12	(1, 1)	4.2	L	25	9	7	5	4	1	0	0	1	1	56	83	9.64	2.143
Scott Sanders, R ERA: 3.0	(5, 1)	1.1		4	0	0	2	0	0	0	0	0	0	11	16	0.00	0.000
Bryce Florie, R ERA: 3.21	(7, 1)	1.0		4	0	0	0	1	0	0	0	0	0	6	14	0.00	1.000
Andres Berumen, R ERA: 5.4	(8, 1)	1.0		5	1	2	2	2	0	0	1	0	0	14	20	18.00	1.000

AB	R	H	RBI	BB	SO	LOB
5	1	2	0	0	2	0
3	0	1	0	0	1	1
3	2	1	2	1	0	1
4	0	1	1	0	0	1
0	0	0	0	0	0	0
4	2	2	1	0	0	3
3	1	1	0	0	0	0
4	0	1	1	0	2	2
4	1	0	0	0	2	2
2	1	0	0	1	1	0
1	1	1	2	0	0	0
0	0	0	0	0	0	0

WP	PA
1	37

AB	33
R	9
H	10
RBI	7
BB	2
SO	8
LOB	10



San Diego Padres @ Atlanta Braves
Atlanta-Fulton County Stadium, Atlanta, GA
Mon Jun 17 1996, 7:05 PM EDT
Att: 32,934 - Unknown - 84 F

livebaseballscores.com

Batter	1	2	3	4	5	6	7	8	9	AB	R	H	RBI	BB	SO	LOB	TOP								
Steve Finley, L (1, 8) OBP: 0.321, SLG: 0.453	0-3 K		0-2 G1-3	3-2 FC4		0-1 SF8		1-2 F9		4	0	0	1	0	1	2									
Jody Reed, R (1, 4) OBP: 0.314, SLG: 0.281	1-3 K		4-0 BB		0-2 G5-3	1-0 L6		1-0 G4-3		4	0	0	0	1	1	2									
Tony Gwynn, L (1, 9) OBP: 0.380, SLG: 0.423	1-0 G1-3		0-0 L6		1-1 1B	2-2 FC6-4		0-2 S 1B		5	0	3	1	0	0	1									
Ken Caminiti, S (1, 5)		1-2 F8	4-0 BB		1-0 F8	2-2 FC6-4		2-0 S 1B		4	0	1	0	1	0	3									
Archi Cianfrocco, R (1, 6) OBP: 0.336, SLG: 0.436		0-0 2B 1B	2-3 K		0-0 1B		0-0 G1-3	1-3 K		5	0	2	0	0	2	4									
Marc Newfield, R (1, 7) OBP: 0.391, SLG: 0.475		1-0 2B		3-2 BB 1B	2-3 SAFE K		4-0 2B BB		0-0 G3	4	1	2	0	1	1	2									
Brian Johnson, R (1, 2) OBP: 0.304, SLG: 0.457		4-0 IBB		0-2 F9		1-1 SH SF8 1B	0-0 P3		0-2 L9	4	1	1	0	1	0	2									
Jason Thompson, L (1, 3) OBP: 0.265, SLG: 0.455		1-3 K		3-3 SAFE K		0-2 SF8 1B SH	1-1 1B		3-3 K	5	1	1	1	0	3	5									
Joey Hamilton, R (1, 1) OBP: 0.206, SLG: 0.242		2-3 K		4-2 FC4 BB		0-0 SH 1B		0-0 G1-3		2	0	0	0	1	1	4									
Ron Villone, L (7, 1)										0	0	0	0	0	0	0									
Inning Stats	R: 0 E: 0 K: 2 S: 8	H: 0 LOB: 0 BB: 0 P: 10	R: 0 E: 0 K: 2 S: 11	H: 2 LOB: 3 BB: 1 P: 20	R: 0 E: 0 K: 1 S: 8	H: 0 LOB: 2 BB: 2 P: 18	R: 0 E: 0 K: 1 S: 17	H: 1 LOB: 2 BB: 1 P: 30	R: 0 E: 0 K: 1 S: 11	H: 2 LOB: 2 BB: 0 P: 15	R: 2 E: 1 K: 0 S: 15	H: 2 LOB: 2 BB: 0 P: 21	R: 1 E: 0 K: 0 S: 5	H: 1 LOB: 1 BB: 1 P: 10	R: 0 E: 0 K: 1 S: 11	H: 2 LOB: 2 BB: 0 P: 16	R: 0 E: 0 K: 1 S: 8	H: 0 LOB: 0 BB: 0 P: 11	1B: 8 2B: 2 3B: 0 HR: 0	SF: 1 SAC: 1 DP: 0 HBP: 0	WP: 0 PB: 0 SB: 2 CS: 0	PA: 44			
PITCHER	IP	WLS	BF	H	R	ER	SO	BB	IBB	HBP	BLK	WP	HR	S	P	ERA	WHIP								
Tom Glavine, L (1, 1) ERA: 2.9	6.0		31	7	2	0	7	3	1	0	0	0	0	70	114	0.00	1.667								
Brad Clontz, R (7, 1) ERA: 4.58	1.0	W	5	1	1	1	0	1	0	0	0	0	0	5	10	9.00	2.000								
Greg McMichael, R (8, 1) ERA: 3.52	0.2		4	2	0	0	0	0	0	0	0	0	0	8	12	0.00	3.000								
Mark Wohlers, R (8, 1) ERA: 3.0	1.1	S	4	0	0	0	2	0	0	0	0	0	0	11	15	0.00	0.000								

San Diego Padres @ Atlanta Braves
Atlanta-Fulton County Stadium, Atlanta, GA

Tue Jun 18 1996, 7:05 PM EDT
Att. 32,730 - Unknown - 86 F

livebaseballscorecards.com

AB	37
R	3
H	10
RBI	3
BB	5
SO	9
LOB	25



Batter	1	2	3	4	5	6	7	8	9
Marquis Grissom, R (1, 8) <small>OBP: 0.331, SLG: 0.441</small>	0-0 		2-1 		0-0 		1-0 		
Mark Lemke, S (1, 4) <small>OBP: 0.382, SLG: 0.399</small>	0-0 		0-1 		1-1 		2-1 		
10 Chipper Jones, S (1, 5) <small>OBP: 0.382, SLG: 0.519</small>	4-2 		0-2 		3-2 		1-0 		
Fred McGriff, L (1, 3) <small>OBP: 0.380, SLG: 0.583</small>	1-0 		2-0 		3-2 		4-2 		
Ryan Klesko, L (1, 7) Mark Wohlers, R (8, 1)		2-1 		0-1 		4-1 	1 SAFE 		
Javy Lopez, R (1, 2) <small>OBP: 0.321, SLG: 0.470</small>		2-1 		0-0 	2-1 			2-3 	
Jeff Blauser, R (1, 6) <small>OBP: 0.356, SLG: 0.450</small>		3-3 		4-2 	1-1 		4-0 		
Jermaine Dye, R (1, 9) <small>OBP: 0.286, SLG: 0.595</small>			2-0 	1-2 	2-2 		0-3 		
Tom Glavine, L (1, 1) <small>OBP: 0.364, SLG: 0.367</small> Brad Clontz, R (7, 1) Dwight Smith, L (7, PH) <small>OBP: 0.298, SLG: 0.344</small> Greg McMichael, R (8, 1) Danny Bautista, R (8, 9) <small>OBP: 0.315, SLG: 0.329</small>			1-2 	0-1 		2-2 	1 SAFE 	0-1 	

AB	R	H	RBI	BB	SO	LOB
4	0	2	0	0	0	0
4	1	1	0	0	0	3
3	1	1	2	1	0	2
3	0	0	0	1	0	3
3	1	1	0	1	0	1
0	0	0	0	0	0	0
4	0	1	0	0	1	1
2	1	1	1	2	1	0
4	1	2	2	0	1	3
2	0	1	0	0	0	1
0	0	0	0	0	0	0
1	0	0	0	0	0	0
1	0	0	0	0	0	1

BOTTOM	
San Diego Padres @ Atlanta Braves Atlanta-Fulton County Stadium, Atlanta, GA Tue Jun 18 1996, 7:05 PM EDT Att: 32,730 - Unknown - 86 F	AB 31 R 5 H 10 RBI 5 BB 5 SO 4 LOB 15
Inning Stats	1B: 7 SF: 0 2B: 1 SAC: 0 3B: 0 DP: 1 HR: 2 HBP: 0
PITCHER Joey Hamilton, R (1, 1) <small>ERA: 4.45</small> Ron Villone, L (7, 1) <small>ERA:</small>	WP: 0 PA: 36 PB: 0 SB: 1 CS: 2
PITCHER Joey Hamilton, R (1, 1) <small>ERA: 4.45</small> Ron Villone, L (7, 1) <small>ERA:</small>	ERA 6.75 WHIP 1.950 ERA 0.00 WHIP 1.500



Batter	1	2	3	4	5	6	7	8	9	AB R H RBI BB SO LOB	TOP											
Steve Finley, L (1, 8) OBP: 0.317, SLG: 0.447	1-0 F8			0-1 F7			0-1 G3		2-3 K	4 0 0 0 0 1 0	San Diego Padres @ Atlanta Braves Atlanta-Fulton County Stadium, Atlanta, GA Wed Jun 19 1996, 3:33 AM EDT Att. 34,823 - Cloudy - 90 F											
Chris Gomez, R (1, 6) OBP: 0.338, SLG: 0.311	2-2 F8			1-1 L4			1-0 2B		0-2 L6	4 1 1 0 0 0 0												
Tony Gwynn, L (1, 9) OBP: 0.380, SLG: 0.426	3-2 F8			0-0 G1-3			1-1 2B			3 0 1 1 0 0 0												
Ken Caminiti, S (1, 5)		0-2 G3			1-3 K		0-1 L9			3 0 0 0 0 1 1												
Jason Thompson, L (1, 3) OBP: 0.243, SLG: 0.417		0-0 G3-1			3-3 K		0-1 G4-3			3 0 0 0 0 1 1												
Marc Newfield, R (1, 7) OBP: 0.382, SLG: 0.463		1-2 L5			2-3 K			0-3 K		3 0 0 0 0 2 0												
John Flaherty, R (1, 2) OBP: 0.285, SLG: 0.400			1-1 L1			0-1 G6-3		0-0 P5		3 0 0 0 0 0 0												
Jody Reed, R (1, 4) OBP: 0.311, SLG: 0.278			1-3 K			1-2 G4-3		0-0 F9		3 0 0 0 0 1 0												
Bob Tewksbury, R (1, 1) OBP: 0.063, SLG: 0.032			0-2 F9			0-3 K			2-3 K	2 0 0 0 0 1 0												
Bryce Florie, R (6, 1)										0 0 0 0 0 0 0												
Doug Bochtler, R (8, 1)										0 0 0 0 0 0 0												
Chris Gwynn, L (9, PH) OBP: 0.319, SLG: 0.225										1 0 0 0 0 1 0												
Inning Stats	R: 0 E: 0 K: 0 S: 8	H: 0 LOB: 0 BB: 0 P: 14	R: 0 E: 0 K: 0 S: 8	H: 0 LOB: 0 BB: 0 P: 9	R: 0 E: 0 K: 1 S: 8	H: 0 LOB: 0 BB: 0 P: 10	R: 0 E: 0 K: 0 S: 5	H: 0 LOB: 0 BB: 0 P: 6	R: 0 E: 0 K: 3 S: 10	H: 0 LOB: 0 BB: 0 P: 16	R: 0 E: 0 K: 1 S: 8	H: 0 LOB: 0 BB: 0 P: 9	R: 1 E: 0 K: 0 S: 9	H: 2 LOB: 1 BB: 0 P: 11	R: 0 E: 0 K: 1 S: 5	H: 0 LOB: 0 BB: 0 P: 5	R: 0 E: 0 K: 2 S: 10	H: 0 LOB: 0 BB: 0 P: 14	1B: 0 2B: 2 3B: 0 HR: 0	SF: 0 SAC: 0 DP: 0 HBP: 0	WP: 0 PB: 0 SB: 0 CS: 0	PA: 29
PITCHER 29 John Smoltz, R (1, 1) ERA: 2.26	IP: 9.0 WLS: W BF: 29 H: 2 R: 1 ER: 1 SO: 8 BB: 0 IBB: 0 HBP: 0 BLK: 0 WP: 0 HR: 0 S: 71 P: 94 ERA: 1.00 WHIP: 0.222											PITCHER	IP: WLS: BF: H: R: ER: SO: BB: IBB: HBP: BLK: WP: HR: S: P: ERA: WHIP:									

AB	29
R	1
H	2
RBI	1
BB	0
SO	8
LOB	2



Batter	1	2	3	4	5	6	7	8	9	AB	R	H	RBI	BB	SO	LOB
Marquis Grissom, R OBP: 0.328, SLG: 0.437 (1, 8)	2-3 K		0-2 G4-3		0-0 SH1-4	2-0 F9				3	0	0	0	0	1	2
Mark Lemke, S OBP: 0.384, SLG: 0.398 (1, 4)	0-1 P6			1-1 1B	4-0 BB			0-0 G3-1		3	0	1	0	1	0	0
10 Chipper Jones, S OBP: 0.380, SLG: 0.529 (1, 5)	1-1 G4-3			0-2 F8	0-0 SF7			2-0 HR		3	1	1	2	0	0	1
Fred McGriff, L OBP: 0.375, SLG: 0.575 (1, 3)		2-2 G3-1		2-3 K	0-0 F9			0-1 G3-1		4	0	0	0	0	1	3
Ryan Klesko, L OBP: 0.366, SLG: 0.612 (1, 7)		1-1 G1-6-3		1-0 1B		1-1 2B		0-0 F7		4	1	3	0	0	0	0
Javy Lopez, R OBP: 0.315, SLG: 0.462 (1, 2)		0-2 G1-6-3		0-1 F9		0-0 E6		2-2 F9		4	1	0	0	0	0	4
Jeff Blauser, R OBP: 0.358, SLG: 0.457 (1, 6)			2-2 29 F9		0-0 29 1B	2-2 F8		2-2 P4		4	1	2	0	0	0	2
Jermaine Dye, R OBP: 0.326, SLG: 0.630 (1, 9)			0-0 L9		1-0 SH1-4	2-2 29 SF8		0-1 29 FC6-4		4	1	3	1	0	0	1
29 John Smoltz, R OBP: 0.238, SLG: 0.256 (1, 1)			3-2 F9		0-0 10 SF7	0-2 SF8		0-1 FC6-4		3	0	1	2	0	0	2

Inning Stats	R: 0	H: 0	E: 0	K: 1	S: 7	R: 0	H: 1	E: 0	K: 0	S: 9	R: 0	H: 1	E: 0	K: 0	S: 11	R: 0	H: 2	E: 0	K: 1	S: 11	R: 2	H: 3	E: 0	K: 0	S: 6	R: 2	H: 2	E: 1	K: 0	S: 17	R: 1	H: 1	E: 0	K: 0	S: 5	R: 0	H: 1	E: 0	K: 0	S: 12
	LOB: 0	BB: 0	P: 10	LOB: 0	BB: 0	P: 12	LOB: 1	BB: 0	P: 16	LOB: 2	BB: 0	P: 15	LOB: 2	BB: 1	P: 11	LOB: 1	BB: 0	P: 24	LOB: 0	BB: 0	P: 7	LOB: 1	BB: 0	P: 16	LOB: 0	BB: 0	P: 16	LOB: 1	BB: 0	P: 16	LOB: 0	BB: 0	P: 16	LOB: 1	BB: 0	P: 16	LOB: 0	BB: 0	P: 16	

PITCHER	IP	WLS	BF	H	R	ER	SO	BB	IBB	HBP	BLK	WP	HR	S	P	ERA	WHIP
Bob Tewksbury, R ERA: 4.05 (1, 1)	5.1	L	26	9	4	2	2	1	0	0	0	0	0	57	82	3.38	1.875
Bryce Florie, R ERA: 3.31 (6, 1)	1.2		6	1	1	1	0	0	0	0	0	0	1	9	13	5.40	0.600
Doug Bochtler, R ERA: 4.62 (8, 1)	1.0		4	1	0	0	0	0	0	0	0	0	0	12	16	0.00	1.000

BOTTOM

San Diego Padres @ Atlanta Braves
Atlanta-Fulton County Stadium, Atlanta, GA

Wed Jun 19 1996, 3:33 AM EDT
Att: 34,823 - Cloudy - 90 F

livebaseballscorecards.com

AB	32
R	5
H	11
RBI	5
BB	1
SO	2
LOB	15

WP: 0 PA: 36
PB: 0
SB: 0
CS: 0



Batter	1	2	3	4	5	6	7	8	9	AB R H RBI BB SO LOB	TOP											
Brian McRae, S (1, 8) OBP: 0.352, SLG: 0.375	0-2 F9		1-2 G5-3			0-2 1B 2B		3-2 WP 1B		4 0 2 0 0 0 1												
Brant Brown, L (1, 3) OBP: 0.409, SLG: 0.810	1-0 CS 1B			1-0 F8		0-1 HR 1B		2-3 K		4 1 2 0 0 1 1												
Sammy Sosa, R (1, 9) OBP: 0.296, SLG: 0.547	2-3 K			0-1 P4		3-2 HR			3-3 K	4 1 1 2 0 2 1												
Luis Gonzalez, L (1, 7) OBP: 0.375, SLG: 0.431	2-0 CS 1-2	0-1 G6-3		0-1 P5		1-0 F8			0-1 F8	4 0 0 0 0 0 0												
Leo Gomez, R (1, 5) OBP: 0.359, SLG: 0.528			2-1 L6			2-2 HR		1-1 G5-3	1-3 K	4 1 1 1 0 1 0												
23 Ryne Sandberg, R (1, 4) OBP: 0.295, SLG: 0.437			1-2 L5			0-3 K		2-3 K		3 0 0 0 0 2 0												
José Hernández, R (1, 6) OBP: 0.261, SLG: 0.242				1-1 K 2B		2-3 K		1-2 F9		3 0 1 0 0 1 0												
Mike Hubbard, R (1, 2)				2-3 K		1-2 F8		2-3 K		3 0 0 0 0 2 1												
Jaime Navarro, R (1, 1) OBP: 0.139, SLG: 0.139				1-1 P2		3-3 K		0-3 K		3 0 0 0 0 2 1												
Bob Patterson, R (8, 1)										0 0 0 0 0 0 0												
Turk Wendell, L (9, 1) OBP: 0.500, SLG: 0.500										0 0 0 0 0 0 0												
Scott Bullett, L (9, 7) OBP: 0.378, SLG: 0.535										0 0 0 0 0 0 0												
Inning Stats	R: 0 E: 0 K: 1 S: 7	H: 1 LOB: 0 BB: 0 P: 12	R: 0 E: 0 K: 0 S: 7	H: 0 LOB: 0 BB: 0 P: 10	R: 0 E: 0 K: 1 S: 10	H: 1 LOB: 1 BB: 0 P: 15	R: 0 E: 0 K: 0 S: 5	H: 0 LOB: 0 BB: 0 P: 6	R: 1 E: 0 K: 2 S: 15	H: 1 LOB: 0 BB: 0 P: 20	R: 2 E: 0 K: 1 S: 15	H: 3 LOB: 0 BB: 0 P: 22	R: 0 E: 0 K: 1 S: 8	H: 0 LOB: 0 BB: 0 P: 12	R: 0 E: 0 K: 3 S: 13	H: 1 LOB: 1 BB: 0 P: 20	R: 0 E: 0 K: 2 S: 9	H: 0 LOB: 0 BB: 0 P: 13	1B: 3 2B: 2 3B: 0 HR: 2	SF: 0 SAC: 0 DP: 0 HBP: 0	WP: 1 PB: 0 SB: 0 CS: 1	PA: 33
PITCHER	IP WLS BF H R ER SO BB IBB HBP BLK WP HR S P ERA WHIP																					
Tim Worrell, R (1, 1) ERA: 2.08	6.0 L 22 6 3 3 5 0 0 0 0 0 0 2 59 85 4.50 1.000																					
Scott Sanders, R (7, 1) ERA: 2.84	2.0 7 1 0 0 4 0 0 0 0 1 0 21 32 0.00 0.500																					
Trevor Hoffman, R (9, 1) ERA: 1.35	1.0 3 0 0 0 2 0 0 0 0 0 0 9 13 0.00 0.000																					

Chicago Cubs @ San Diego Padres
Jack Murphy Stadium, San Diego, CA

Thu Jun 20 1996, 6:33 AM EDT
Att. 19,969 - Sunny - 77 F

livebaseballscorecards.com

AB 32
R 3
H 7
RBI 3
BB 0
SO 11
LOB 5



Batter	1	2	3	4	5	6	7	8	9	AB	R	H	RBI	BB	SO	LOB
Rickey Henderson, R (1, 7) Trevor Hoffman, R (9, 1)	0-0 P2		3-2 P4			0-2 G5-3		0-1 P6		4	0	0	0	0	0	0
Steve Finley, L (1, 8) OBP: 0.319, SLG: 0.448	1-2 L8			1-1 1B		0-2 1B		0-3 K		4	0	2	0	0	1	0
Tony Gwynn, L (1, 9) OBP: 0.378, SLG: 0.423	2-0 L4			1-1 L7		3-1 F7			0-1 G4-3 1B	4	0	1	0	0	0	2
Ken Caminiti, S (1, 5) OBP: 0.342, SLG: 0.455		2-2 G4-3		1 SAFE 3-3 K			3-3 K		2-3 K	4	0	0	0	0	3	2
Jason Thompson, L (1, 3) OBP: 0.244, SLG: 0.425		0-1 WP 2B		1-3 K			1-3 K		3-2 G4-3	4	0	1	0	0	2	2
John Flaherty, R (1, 2) OBP: 0.278, SLG: 0.390		1-1 G1-3			0-0 P3		1-2 G5-3		0-2 G4-3	4	0	0	0	0	0	2
Chris Gomez, R (1, 6) OBP: 0.331, SLG: 0.304		1-1 L8			0-0 F7			0-0 E6 HR		3	1	0	0	0	0	1
Luis Lopez, S (1, 4) Archi Cianfrocco, R (8, PH) (9, 4) OBP: 0.216, SLG: 0.263 OBP: 0.333, SLG: 0.432			1-1 G5-3		0-3 K			1-0 F9		2	0	0	0	0	1	0
Tim Worrell, R (1, 1) Chris Gwynn, L (6, PH) Scott Sanders, R (7, 1) Marc Newfield, R (8, PH) (9, 7) OBP: 0.313, SLG: 0.220 OBP: 0.387, SLG: 0.492			0-1 G4-3			1-3 K		1-1 HR		1	0	0	0	0	0	0

Inning Stats	R: 0	H: 0	E: 0	K: 5	S: 5	R: 0	H: 1	E: 0	K: 9	S: 9	R: 0	H: 0	E: 0	K: 1	S: 5	R: 0	H: 1	E: 0	K: 2	S: 11	R: 0	H: 0	E: 0	K: 1	S: 5	R: 0	H: 0	E: 0	K: 2	S: 11	R: 2	H: 1	E: 1	K: 1	S: 9	R: 0	H: 1	E: 0	K: 1	S: 11	1B: 3	2B: 1	3B: 0	HR: 1	SF: 0	SAC: 0	DP: 0	HBP: 0
--------------	------	------	------	------	------	------	------	------	------	------	------	------	------	------	------	------	------	------	------	-------	------	------	------	------	------	------	------	------	------	-------	------	------	------	------	------	------	------	------	------	-------	-------	-------	-------	-------	-------	--------	-------	--------


PITCHER	IP	WLS	BF	H	R	ER	SO	BB	IBB	HBP	BLK	WP	HR	S	P	ERA	WHIP
Jaime Navarro, R (1, 1) ERA: 3.68	7.2	W	28	4	2	1	6	0	0	0	0	1	1	65	93	1.17	0.522
Bob Patterson, L (8, 1) ERA: 2.31	0.1		2	1	0	0	1	0	0	0	0	0	0	5	5	0.00	3.000
Turk Wendell, R (9, 1) ERA: 2.06	1.0	S	3	0	0	0	1	0	0	0	0	0	0	9	14	0.00	0.000

BOTTOM

Chicago Cubs @ San Diego Padres
Jack Murphy Stadium, San Diego, CA

Thu Jun 20 1996, 6:33 AM EDT
Att: 19,969 - Sunny - 77 F

AB	33
R	2
H	5
RBI	2
BB	0
SO	8
LOB	10



WP	PA	ERA	WHIP
1	33		
0			
1			
0			
1			

Batter	1	2	3	4	5	6	7	8	9	10	AB	R	H	RBI	BB	SO	LOB	TOP								
Brian McRae, S OBP: 0.352, SLG: 0.379 (1, 8)	3-1 G5-3			2-1 23 WP 2B		1-1 23 BB 1B		2-1 F9		1-2 F4	5	0	2	0	0	0	0									
Doug Glanville, R OBP: 0.167, SLG: 0.217 Scott Bullett, L OBP: 0.370, SLG: 0.523 (8, PH) (8, 7)	1-2 F8			1-2 F7		0-0 F8		1-3 K			3	0	0	0	0	0	2									
23 Ryne Sandberg, R OBP: 0.295, SLG: 0.433 Brant Brown, L OBP: 0.391, SLG: 0.773 (8, PH) (8, 3)	0-1 F7			2-0 G1-3		4-0 1-2 BB		1-3 K			2	0	0	0	1	0	1									
Sammy Sosa, R OBP: 0.292, SLG: 0.539 (1, 9)				2-2 F8		0-0 P5				3-2 L1-3	4	0	0	0	0	1	3									
Leo Gomez, R OBP: 0.352, SLG: 0.516 (8, 5)				1-1 E6 G6-4-3		3-2 E5 FC5-6		2-0 F9		1-1 F7	4	0	0	0	0	0	0									
Scott Servais, R OBP: 0.315, SLG: 0.433 (1, 2)				2-0 G6-4-3 1-2f		1-0 F9		0-0 BB 1B		0-1 FC5-4 1B	4	0	2	0	0	0	2									
Terry Shumpert, R OBP: 0.313, SLG: 0.692 (8, 4)				1-2 F7		0-1 FC5-6 CS 1-2f		4-2 BB		0-0 FC5-4 1-2f	3	0	0	0	1	0	2									
José Hernández, R OBP: 0.260, SLG: 0.265 (1, 6)				0-0 F8		1-1 CS 1-2		1-0 HR		2-2 F9	4	1	1	1	0	0	2									
Frank Castillo, R OBP: 0.077, SLG: 0.077 Bob Patterson, R (8, 1) Terry Adams, R (8, 1) Luis Gonzalez, L OBP: 0.373, SLG: 0.429 Turk Wendell, L OBP: 0.500, SLG: 0.500 (10, 1)				1-1 G3-1		1-0 P3		1-3 K		1-2 G5-3 1-0 G4-3	3	0	0	0	0	1	2									
Inning Stats	R: 0 E: 0 K: 0 S: 7	H: 0 LOB: 0 BB: 0 P: 11	R: 0 E: 1 K: 1 S: 6	H: 0 LOB: 0 BB: 0 P: 11	R: 0 E: 0 K: 0 S: 10	H: 0 LOB: 0 BB: 0 P: 12	R: 0 E: 0 K: 0 S: 10	H: 1 LOB: 1 BB: 0 P: 17	R: 0 E: 1 K: 0 S: 7	H: 0 LOB: 0 BB: 0 P: 12	R: 1 E: 0 K: 0 S: 8	H: 2 LOB: 2 BB: 1 P: 15	R: 0 E: 0 K: 1 S: 10	H: 1 LOB: 2 BB: 1 P: 19	R: 0 E: 0 K: 2 S: 10	H: 0 LOB: 0 BB: 0 P: 14	R: 0 E: 0 K: 0 S: 9	H: 1 LOB: 1 BB: 0 P: 13	R: 0 E: 0 K: 0 S: 8	H: 0 LOB: 0 BB: 0 P: 11	1B: 3 2B: 1 3B: 0 HR: 1	SF: 0 SAC: 0 DP: 1 HBP: 0	WP: 1 PB: 0 SB: 0 CS: 1	PA: 38		
PITCHER	IP WLS BF H R ER SO BB IBB HBP BLK WP HR S P ERA WHIP																									
Fernando Valenzuela, L ERA: 3.67 (1, 1)	6.1		25	4	1	1	1	2	0	0	0	0	1	1	52	88	1.42	0.947								
Doug Bochler, R ERA: 4.33 (7, 1)	1.2		5	0	0	0	3	0	0	0	0	0	0	0	16	23	0.00	0.000								
Trevor Hoffman, R ERA: 1.27 (9, 1)	2.0	W	7	1	0	0	0	0	0	0	0	0	0	0	17	24	0.00	0.500								

Chicago Cubs @ San Diego Padres
Jack Murphy Stadium, San Diego, CA
 Fri Jun 21 1996, 10:05 PM EDT
 Att: 49,503 - Unknown - 68 F

livebaseballscores.com

AB	35
R	1
H	5
RBI	1
BB	2
SO	4
LOB	14



BOTTOM

Chicago Cubs @ San Diego Padres
 Jack Murphy Stadium, San Diego, CA
 Fri Jun 21 1996, 10:05 PM EDT
 Att. 49,503 - Unknown - 68 F

livebaseballscorecards.com

AB	37
R	2
H	9
RBI	2
BB	3
SO	6
LOB	14



AB	R	H	RBI	BB	SO	LOB
5	1	3	0	0	0	0
4	0	1	0	1	0	2
4	0	1	0	1	0	3
3	0	0	0	0	0	1
0	0	0	0	0	0	0
2	0	1	1	0	0	2
2	1	1	1	1	1	0
1	0	0	0	0	0	2
0	0	0	0	0	0	0
4	0	1	0	0	2	0
4	0	0	0	0	2	2
4	0	1	0	0	1	0
2	0	0	0	0	0	0
2	0	0	0	0	0	2
1B: 5	SF: 0	2B: 3	SAC: 0	3B: 0	DP: 1	HR: 1
BB: 3	HBP: 0					

Batter	1	2	3	4	5	6	7	8	9	10												
Tony Gwynn, L OBP: 0.382, SLG: 0.435 (1, 9) C X	0-1 F9 ①		1-1 G5-3 ②		1-0 1B ③			1-1 2B ④		2-2 G3-1 1B 2B												
Steve Finley, L OBP: 0.320, SLG: 0.449 (1, 8) C X	1-1 G3 ②		3-0 2B ③		0-1 G4-3 ④			1-0 L8 ①		4-0 1B G3-1 IBB												
Ken Caminiti, S OBP: 0.343, SLG: 0.451 (1, 5) S X	0-1 1B ③		2-0 F7 ③		2-1 G4-3 ①			4-0 IBB ②		0-2 G3-1 ①												
Marc Newfield, R OBP: 0.379, SLG: 0.480 Doug Bochtler, R (7, 1) B B X	3-0 G4-3 ③			1-2 G4-3 ①		0-0 G6-3 ②		1-2 F6 ②		1-2 2-3 1B 2-3 3-H												
Jody Reed, R OBP: 0.312, SLG: 0.279 (8, PH) (9, 4) B B X																						
Jason Thompson, L OBP: 0.273, SLG: 0.500 Brian Johnson, R OBP: 0.301, SLG: 0.453 Trevor Hoffman, R (9, 1) S X		0-1 HR		4-1 1B BB		1-3 K ③		0-0 F8 ③														
Archi Cianfrocco, R OBP: 0.331, SLG: 0.426 (1, 4) (9, 3) F X		0-1 F9 ①		0-1 G4-6-3 1B		2-3 K ①			1-3 K ①													
Chris Gomez, R OBP: 0.323, SLG: 0.295 (1, 6) C B X		1-1 P6 ②		0-0 G4-6-3 1-2f		2-3 K ②			1-3 K ②													
John Flaherty, R OBP: 0.277, SLG: 0.387 (1, 2) C F B X		2-2 F8 ③			3-3 K ①		1-2 E5		0-0 1B													
Fernando Valenzuela, L OBP: 0.154, SLG: 0.154 Rickey Henderson, R OBP: 0.410, SLG: 0.308 (7, 7) F B X			1-2 G1-3 ①		2-1 G4-3 ②		3-1 G4-3 ③		2-2 P3 ③													
Inning Stats	R: 0 E: 0 K: 0 S: 7	H: 1 LOB: 1 BB: 0 P: 11	R: 1 E: 0 K: 0 S: 11	H: 1 LOB: 0 BB: 0 P: 14	R: 0 E: 0 K: 0 S: 7	H: 1 LOB: 1 BB: 0 P: 14	R: 0 E: 0 K: 1 S: 9	H: 1 LOB: 1 BB: 0 P: 15	R: 0 E: 0 K: 1 S: 6	H: 0 LOB: 0 BB: 0 P: 9	R: 0 E: 1 K: 2 S: 11	H: 0 LOB: 1 BB: 0 P: 19	R: 0 E: 0 K: 0 S: 7	H: 1 LOB: 2 BB: 1 P: 14	R: 0 E: 0 K: 2 S: 11	H: 1 LOB: 1 BB: 0 P: 15	R: 1 E: 0 K: 0 S: 9	H: 2 LOB: 2 BB: 1 P: 16	1B: 5 2B: 3 3B: 0 HR: 1	SF: 0 SAC: 0 DP: 1 HBP: 0	WP: 0 PB: 0 SB: 0 CS: 0	PA: 40
PITCHER	IP	WLS	BF	H	R	ER	SO	BB	IBB	HBP	BLK	WP	HR	S	P	ERA	WHIP					
Frank Castillo, R ERA: 6.25 (1, 1)	7.1		29	6	1	1	4	1	0	0	0	0	1	61	99	1.23	0.955					
Bob Patterson, L ERA: 2.28 (8, 1)	0.1		2	0	0	0	0	0	1	0	0	0	0	3	8	0.00	0.000					
Terry Adams, R ERA: 2.3 (8, 1)	1.1		5	1	0	0	2	0	0	0	0	0	0	12	16	0.00	0.750					
Turk Wendell, R ERA: 2.27 (10, 1)	0.1	L	4	2	1	1	0	0	1	0	0	0	0	9	16	27.00	6.000					

Batter	1	2	3	4	5	6	7	8	9	10	11	12	13	14	15	16	AB	R	H	RBI	BB	SO	LOB	TOP																
Brian McRae, S OBP: 0.355, SLG: 0.379 (1, 8)	0-0 SF7 1B	0-0 1-2 2-H 1B		1-0 G4-3		1-1 F7			1-0 FC6-4 1B	2-1 F7		0-0 F7			4-2 SF9 1B BB	2-2 HR	8	3	3	1	1	0	8																	
Brant Brown, L OBP: 0.438, SLG: 0.839 (1, 3)	1-3 SAFE SAFE SAFE K	0-2 G3			2-2 G1-4-3 1B		0-0 G3		0-2 FC6-4 1-2f		0-0 S 1B		3-1 2B		0-1 SF9 1B CS 1B	1-1 HR	9	1	5	2	0	1	4																	
Sammy Sosa, R OBP: 0.290, SLG: 0.542 (1, 9)	0-0 SF7		1-1 HR		1-1 SAFE G1-4-3 1-2f		1-0 G5-3		3-1 P4		2-3 K		1-3 K		1-0 HBP CS 1B	0-0 G4-3	8	1	2	2	0	2	4																	
Luis Gonzalez, L OBP: 0.368, SLG: 0.425 (1, 7)	1-3 3-H K		0-0 F8		0-0 G4-3		0-0 BLK 2B		2-2 F8		1-1 F7				1-1 SF9	0-0 G4-3	7	0	1	1	1	1	3																	
Leo Gomez, R OBP: 0.358, SLG: 0.516 (1, 5)		4-2 FC3-6 1B BB	1-1 G5-3			2-2 G6-3 1B		0-3 K2-3		2-1 SH5-4 BB 1B		3-2 F9		0-1 F9	4-2 HBP BB		4	1	2	0	1	1	1																	
Terry Shumpert, R OBP: 0.316, SLG: 0.600 (10, PR)																	2	0	0	0	1	0	3																	
Scott Servais, R OBP: 0.325, SLG: 0.435 (1, 2)		2-1 FC3-6 1B	2-2 F9			2-2 G6-3		2-2 F9 SH3-4 1B		4-0 SH5-4 BB		3-2 SH3-4 23 1B 1B		1-0 G1-3	2-0 HBP		6	1	3	0	1	0	3																	
Bret Barberie, S OBP: 0.176, SLG: 0.138 (1, 4)		0-1 FC3-6 1B 1-2f 2-3		0-0 F7		4-2 BB 1B BB		1-0 SH3-4		0-0 SH5-4		1-1 SH3-4		1-1 F7	1-1 F7	0-0 F8		4	1	0	0	1	0	5																
José Hernández, R OBP: 0.279, SLG: 0.287 (1, 6)		2-2 1B 1-2 3-H 1B		1-2 S 1B		2-2 SAFE SAFE SAFE BB 1B		3-1 F9		4-0 IBB		2-3 K		1-1 F8		1-0 E 2B	7	1	4	1	1	1	2																	
Inning Stats	R: 1 E: 0 K: 2 S: 8	H: 1 LOB: 0 BB: 0 P: 10	R: 2 E: 0 K: 1 S: 22	H: 3 LOB: 2 BB: 1 P: 30	R: 1 E: 0 K: 0 S: 9	H: 1 LOB: 0 BB: 0 P: 13	R: 0 E: 0 K: 1 S: 8	H: 1 LOB: 1 BB: 0 P: 11	R: 0 E: 0 K: 0 S: 6	H: 1 LOB: 1 BB: 0 P: 9	R: 0 E: 0 K: 0 S: 18	H: 1 LOB: 3 BB: 2 P: 32	R: 0 E: 0 K: 1 S: 6	H: 1 LOB: 1 BB: 0 P: 7	R: 0 E: 0 K: 0 S: 8	H: 1 LOB: 1 BB: 0 P: 16	R: 0 E: 0 K: 0 S: 9	H: 1 LOB: 1 BB: 0 P: 15	R: 0 E: 0 K: 1 S: 9	H: 1 LOB: 3 BB: 2 P: 22	R: 0 E: 0 K: 1 S: 9	H: 1 LOB: 1 BB: 0 P: 15	R: 1 E: 0 K: 1 S: 12	H: 2 LOB: 1 BB: 0 P: 20	R: 0 E: 0 K: 1 S: 8	H: 1 LOB: 2 BB: 1 P: 17	R: 0 E: 0 K: 1 S: 7	H: 0 LOB: 0 BB: 0 P: 10	R: 1 E: 0 K: 0 S: 13	H: 2 LOB: 3 BB: 2 P: 25	R: 3 E: 1 K: 0 S: 14	H: 2 LOB: 0 BB: 0 P: 19	1B: 16 2B: 3 3B: 0 HR: 2	SF: 2 SAC: 3 DP: 2 HBP: 1	WP: 0 PB: 0 SB: 3 CS: 3	PA: 76				
PITCHER	IP 5.2	WLS 26	BF 9	H 4	R 4	ER 3	SO 4	BB 2	IBB 0	HBP 0	BLK 0	WP 0	HR 1	S 68	P 97	ERA 4.76	WHIP 1.941																							
Andy Ashby, R ERA: 3.08 (1, 1)																	PITCHER	IP 3.0	WLS L	BF 16	H 5	R 2	ER 2	SO 3	BB 1	IBB 0	HBP 1	BLK 0	WP 0	HR 0	S 33	P 58	ERA 6.00	WHIP 2.000						
Bryce Florie, R ERA: 3.19 (6, 1)																	Sean Bergman, R ERA: 5.15 (12, 1)																							
Scott Sanders, R ERA: 2.79 (8, 1)																	Wille Blair, R ERA: 4.37 (15, 1)																							
Ron Villone, L ERA: (8, 1)																																								
Doug Bochtler, R ERA: 4.03 (10, 1)																																								

Chicago Cubs @ San Diego Padres
 Jack Murphy Stadium, San Diego, CA
 Sat Jun 22 1996, 10:05 PM EDT
 Att: 51,917 - Unknown - 68 F

livebaseballscorecards.com

AB	62
R	9
H	21
RBI	8
BB	8
SO	11
LOB	41



Batter	1	2	3	4	5	6	7	8	9	10	11	12	13	14	15	16	
Rickey Henderson, R OBP: 0.411, SLG: 0.316 (1, 7)	0-0 F8 		2-2 2B 		2-0 L7 		2-3 K 			2-1 FC4-6 1B 		1-3 K 			2-0 CS 2B 		
Tony Gwynn, L OBP: 0.365, SLG: 0.441 Luis Lopez, S OBP: 0.214, SLG: 0.260 (1, 9) (14, 9)	2-1 E 1B 		3-1 2B 		1-2 G4-3 			1-1 G4-6-3 1B 		0-1 FC4-6 1-2f 			0-0 F8 		0-0 G5-3 3-H 1-2 2-3 		
Steve Finley, L OBP: 0.320, SLG: 0.446 (1, 8)	3-2 F7 		1-0 2B 		1-2 F8 			1-0 G4-6-3 1-2f 		0-3 K 			0-2 P6 				
Ken Caminiti, S OBP: 0.333, SLG: 0.437 (1, 5)	SAFE 3-2 E8 1-H 		1-1 F7 				0-0 G3 		2-1 G4-3 		2-2 F7 			2-3 K 			4-1 G3 BB
Jason Thompson, L OBP: 0.235, SLG: 0.429 (1, 3)	0-0 F7 		1-1 G3 				2-3 K 		0-0 G5-3 		1-3 K 			1-2 F8 			0-0 G3 2-3
Brian Johnson, R OBP: 0.305, SLG: 0.470 Doug Brochter, R OBP: 0.376, SLG: 0.476 Marc Newfield, R OBP: 0.376, SLG: 0.476 Sean Saucedo, R OBP: 0.300, SLG: 0.200 Willie Blair, R OBP: 0.148, SLG: 0.148 (1, 2) (10, 1) (11, PH) (12, 1) (15, 1) (16, PH)		2-0 		1-2 G6-3 		1-3 K 			1-1 G6-3 		1-0 L3 			1-3 K 			1-3 K
Jody Reed, R OBP: 0.313, SLG: 0.278 (1, 4)	0-0 L5 			2-2 F9 			2-1 F9 SH2-4 1B 		4-2 FC6-4 BB 			0-2 P3 		0-1 G6-3 			
Chris Gomez, R OBP: 0.323, SLG: 0.291 Archi Cianfrocco, R OBP: 0.333, SLG: 0.435 (1, 6) (12, PH) (13, 6) (14, 9)		0-3 K 		4-0 SH2-4 BB 			SAFE 1-1 SH2-4 1B 		1-0 FC6-4 1-2f 			1-3 K 					
Andy Ashby, R OBP: 0.281, SLG: 0.387 Bryce Flores, R OBP: 0.396, SLG: 0.214 Chris Gwynn, L OBP: 0.396, SLG: 0.214 Scott Sanderson, L OBP: 0.278, SLG: 0.404 (1, 1) (6, 1) (7, PH) (8, 1) (8, 1) (10, 2)		1-2 G5-3 		SAFE 3-2 P3 1-2 			SAFE 1-1 F9 2-3 			1-0 G6-3 			0-2 HR 				0-0 G4-3 2B

AB	R	H	RBI	BB	SO	LOB
7	1	3	0	0	2	1
6	2	3	0	0	0	1
1	0	0	0	0	0	1
6	0	1	1	1	1	3
7	0	0	0	0	2	1
7	0	0	0	0	2	2
4	1	1	1	0	1	0
0	0	0	0	0	0	0
1	0	0	0	0	0	0
1	0	0	0	0	1	0
1	0	0	0	0	0	0
1	0	0	0	0	1	1
5	0	1	0	1	0	0
2	0	0	0	1	1	1
2	1	1	0	0	1	0
2	0	0	0	0	0	1
0	0	0	0	0	0	0
0	0	0	0	0	0	0
0	0	0	0	0	0	0
0	0	0	0	0	0	0
3	1	1	1	0	0	1

Chicago Cubs @ San Diego Padres
 Jack Murphy Stadium, San Diego, CA
 Sat Jun 22 1996, 10:05 PM EDT
 Att: 51,917 - Unknown - 68 F

AB	56
R	6
H	11
RBI	3
BB	3
SO	12
LOB	14



Inning Stats	R: 1	H: 1	E: 0	LOB: 1	K: 0	BB: 0	S: 10	P: 18	R: 1	H: 0	E: 0	LOB: 0	K: 1	BB: 0	S: 8	P: 11	R: 2	H: 3	E: 0	LOB: 0	K: 0	BB: 0	S: 11	P: 19	R: 0	H: 0	E: 0	LOB: 1	K: 0	BB: 1	S: 9	P: 19	R: 0	H: 0	E: 0	LOB: 0	K: 0	BB: 0	S: 10	P: 14	R: 0	H: 0	E: 0	LOB: 0	K: 2	BB: 0	S: 10	P: 13	R: 0	H: 0	E: 0	LOB: 0	K: 1	BB: 0	S: 9	P: 15	R: 0	H: 1	E: 0	LOB: 1	K: 0	BB: 1	S: 7	P: 13	R: 0	H: 1	E: 0	LOB: 1	K: 1	BB: 0	S: 8	P: 11	R: 0	H: 0	E: 0	LOB: 0	K: 1	BB: 0	S: 7	P: 11	R: 1	H: 1	E: 0	LOB: 0	K: 2	BB: 0	S: 13	P: 15	R: 0	H: 0	E: 0	LOB: 0	K: 1	BB: 0	S: 9	P: 11	R: 0	H: 0	E: 0	LOB: 0	K: 1	BB: 0	S: 8	P: 10	R: 1	H: 2	E: 0	LOB: 0	K: 0	BB: 0	S: 7	P: 10	R: 0	H: 0	E: 0	LOB: 1	K: 2	BB: 1	S: 9	P: 16
IP	WLS	BF	H	R	ER	SO	BB	IBB	HBP	BLK	WP	HR	S	P	ERA	WHIP	IP	WLS	BF	H	R	ER	SO	BB	IBB	HBP	BLK	WP	HR	S	P	ERA	WHIP	IP	WLS	BF	H	R	ER	SO	BB	IBB	HBP	BLK	WP	HR	S	P	ERA	WHIP	IP	WLS	BF	H	R	ER	SO	BB	IBB	HBP	BLK	WP	HR	S	P	ERA	WHIP	IP	WLS	BF	H	R	ER	SO	BB	IBB	HBP	BLK	WP	HR	S	P	ERA	WHIP	IP	WLS	BF	H	R	ER	SO	BB	IBB	HBP	BLK	WP	HR	S	P	ERA	WHIP																			
Mike Campbell, R ERA: 3.71 (1, 1)	5.0		21	5	4	3	1	1	0	0	0	1	48	81	5.40	1.200	Bob Patterson, L ERA: 2.19 (13, 1)	1.0		3	0	0	1	0	0	0	0	0	0	9	11	0.00	0.000	Rodney Myers, R ERA: 3.77 (14, 1)	3.0	W	11	2	1	1	3	1	0	0	0	1	0	24	36	3.00	1.000	Jim Bullinger, R ERA: 6.07 (8, 1)	2.0		7	1	0	0	0	1	0	0	0	0	0	0	0	12	22	0.00	1.000	Terry Adams, R ERA: 2.2 (10, 1)	2.0		7	1	0	0	2	0	0	0	0	0	0	0	15	22	0.00	0.500	Turk Wendell, R ERA: 2.43 (12, 1)	1.0		4	1	1	1	2	0	0	0	0	1	13	15	9.00	1.000													

WP: 1	PA: 60
PB: 0	
SB: 3	
CS: 1	

Batter	1	2	3	4	5	6	7	8	9	AB R H RBI BB SO LOB	TOP											
Brian McRae, S (1, 8) OBP: 0.355, SLG: 0.375	4-2 G6-4-3 1B BB		H 1-0 HBP		F 1-2 G4-3		F 2-2 SAFE G4-6-3 1-2f		F 1-1 G3-1	3 0 0 0 1 0 1												
Brant Brown, L (1, 3) OBP: 0.472, SLG: 0.824	0-0 G6-4-3 1B		H 1-0 HBP		F 1-2 G4-3		B 1-1 1B 1B			3 0 2 0 0 0 0												
Sammy Sosa, R (1, 9) OBP: 0.293, SLG: 0.544	1-1 G6-4-3 1-2f 2-3		B 3-3 K		S 2-1 1B G5-4-3 2B		B 0-2 1-2 1B			4 1 2 0 0 1 4												
Luis Gonzalez, L (1, 7) OBP: 0.366, SLG: 0.421	2-3 K		B 1-0 L5		X 0-0 G5-4-3 1B		B 2-0 F7			4 0 1 0 0 1 3												
Leo Gomez, R (1, 5) OBP: 0.356, SLG: 0.508		B 1-0 F8		F 4-2 HR BB		F 1-1 G5-4-3 1-2f 3-H		C 0-1 F8		3 1 0 0 1 0 1												
23 Ryne Sandberg, R (1, 4) OBP: 0.297, SLG: 0.445		B 1-1 F7		C 1-3 K		B 1-1 HR		B 2-1 F8		4 1 1 1 0 1 1												
José Hernández, R (1, 6) OBP: 0.285, SLG: 0.308		C 1-3 K		X 0-0 1-H HR		C 4-2 BB		B 1-3 K		3 1 1 2 1 2 0												
Mike Hubbard, R (1, 2) Scott Bullett, L (9, PH) OBP: 0.354, SLG: 0.500			F 1-3 K		B 2-3 K		F 0-1 P6		C 3-3 K	3 0 0 0 0 2 1 1 0 0 0 0 1 0												
Amaury Telemaco, R (1, 1) Kent Bottenfield, R (5, 1) Dave Magadan, L (7, PH) Jim Bullinger, R (7, 1) Scott Servais, R (9, PH) OBP: 0.324, SLG: 0.433			B 3-3 K		C 3-3 K		B 4-2 G4-6-3 BB		C 0-3 K	2 0 0 0 0 2 0 0 0 0 0 0 0 0 0 0 0 0 1 0 0 0 0 0 0 0 0 0 1 0 0 0 0 1 0												
Inning Stats	R: 0 E: 0 K: 1 S: 10	H: 1 LOB: 1 BB: 1 P: 17	R: 0 E: 0 K: 1 S: 6	H: 0 LOB: 0 BB: 0 P: 9	R: 0 E: 0 K: 3 S: 10	H: 0 LOB: 2 BB: 0 P: 19	R: 2 E: 0 K: 2 S: 11	H: 1 LOB: 0 BB: 1 P: 19	R: 0 E: 0 K: 1 S: 9	H: 0 LOB: 0 BB: 0 P: 14	R: 2 E: 0 K: 0 S: 11	H: 3 LOB: 1 BB: 1 P: 19	R: 0 E: 0 K: 0 S: 13	H: 2 LOB: 2 BB: 1 P: 22	R: 0 E: 0 K: 1 S: 7	H: 0 LOB: 0 BB: 0 P: 10	R: 0 E: 0 K: 2 S: 8	H: 0 LOB: 0 BB: 0 P: 12	1B: 4 2B: 1 3B: 0 HR: 2	SF: 0 SAC: 0 DP: 3 HBP: 2	WP: 0 PB: 0 SB: 0 CS: 0	PA: 37
PITCHER	IP WLS BF H R ER SO BB IBB HBP BLK WP HR S P ERA WHIP																					
Joey Hamilton, R (1, 1) ERA: 4.51	6.2 W 29 6 4 4 8 4 0 2 0 0 2 66 113 5.40 1.500																					
Tim Worrell, R (7, 1) ERA: 2.08	0.0 1 1 0 0 0 0 0 0 0 0 0 3 3 ∞ ∞																					
Ron Villone, L (7, 1) ERA:	0.1 1 0 0 0 0 0 0 0 0 0 0 1 3 0.00 0.000																					
Trevor Hoffman, R (8, 1) ERA: 1.21	2.0 S 6 0 0 0 3 0 0 0 0 0 0 0 15 22 0.00 0.000																					

Chicago Cubs @ San Diego Padres
Jack Murphy Stadium, San Diego, CA
 Sun Jun 23 1996, 6:33 AM EDT
 Att. 30,672 - Sunny - 78 F

livebaseballscorecards.com

AB	31
R	4
H	7
RBI	3
BB	4
SO	11
LOB	11



Batter	1	2	3	4	5	6	7	8	9
Rickey Henderson, R OBP: 0.412, SLG: 0.330 (1, 7)	0-0 F7 ①		2-2 F7 ①		1-0 HR		4-0 G4-3 G6-3 BB		
Tony Gwynn, L OBP: 0.383, SLG: 0.438 (1, 9)	2-0 F7 ②		1-1 2B SF8 1B		1-2 G3 ②		2-1 G6-3 ① 1-2		
Steve Finley, L OBP: 0.322, SLG: 0.460 (1, 8)	3-0 F9 ③		1-2 1-3 2B		0-1 HR		0-1 G4-3 ② 2-3		
Archi Cianfrocco, R OBP: 0.323, SLG: 0.425 (1, 5)		1-0 F7 ①	1-2 SF8 ②		1-0 G5-3 ③		1-1 F9 ③		
Scott Livingstone, L OBP: 0.322, SLG: 0.405 (1, 3)		1-1 HR 1B	0-0 L7 ③		0-0 F7 ①		2-1 G3-1 ①		
John Flaherty, R OBP: 0.278, SLG: 0.418 (1, 2)		1-0 HR		1-0 G3-1 ①		1-2 G6-3 ②	1-0 G5-3 ②		
Jody Reed, R OBP: 0.312, SLG: 0.277 (1, 4)		0-1 F9 ②		2-1 F8 ②		1-2 1B 1B	1-2 G6-3 ③		
Chris Gomez, R OBP: 0.329, SLG: 0.299 (1, 6)		3-2 1B		2-1 L4 ③		1-1 1-2 1B			
Joey Hamilton, R OBP: 0.189, SLG: 0.222 (7, 1)		0-3 K			1-0 G1-3 ①		0-3 K ③		
Tim Worrell, R (7, 1)									
Ron Villone, L (7, 1)									
Trevor Hoffman, R (8, 1)									

Inning Stats	R: 0	H: 0	E: 0	K: 0	S: 3	LOB: 0	BB: 0	P: 8
	R: 2	H: 3	E: 0	K: 1	S: 15 <td>LOB: 1</td> <td>BB: 0</td> <td>P: 21 </td>	LOB: 1	BB: 0	P: 21
	R: 1	H: 2	E: 0	K: 0	S: 14 <td>LOB: 1</td> <td>BB: 0</td> <td>P: 19 </td>	LOB: 1	BB: 0	P: 19
	R: 0	H: 0	E: 0	K: 0	S: 5 <td>LOB: 0</td> <td>BB: 0</td> <td>P: 10 </td>	LOB: 0	BB: 0	P: 10
	R: 2	H: 2	E: 0	K: 0	S: 8 <td>LOB: 0</td> <td>BB: 0</td> <td>P: 12 </td>	LOB: 0	BB: 0	P: 12
	R: 0	H: 2	E: 0	K: 1	S: 13 <td>LOB: 2</td> <td>BB: 0</td> <td>P: 16 </td>	LOB: 2	BB: 0	P: 16
	R: 0	H: 0	E: 0	K: 0	S: 6 <td>LOB: 1</td> <td>BB: 1</td> <td>P: 13 </td>	LOB: 1	BB: 1	P: 13
	R: 0	H: 0	E: 0	K: 0	S: 6 <td>LOB: 0</td> <td>BB: 0</td> <td>P: 10 </td>	LOB: 0	BB: 0	P: 10

PITCHER	IP	WLS	BF	H	R	ER	SO	BB	IBB	HBP	BLK	WP	HR	S	P	ERA	WHIP
Amaury Telemaco, R ERA: 4.79 (1, 1)	4.2	L	21	7	5	5	1	0	0	0	0	0	3	44	68	9.64	1.500
Kent Bottenfield, R ERA: (5, 1)	1.1		6	2	0	0	1	0	0	0	0	0	0	14	18	0.00	1.500
Jim Bullinger, R ERA: 5.9 (7, 1)	2.0		7	0	0	0	0	1	0	0	0	0	0	12	23	0.00	0.500

BOTTOM


Chicago Cubs @ San Diego Padres
Jack Murphy Stadium, San Diego, CA

Sun Jun 23 1996, 6:33 AM EDT
Att: 30,672 - Sunny - 78 F

AB	R	H	RBI	BB	SO	LOB
3	1	1	1	1	0	0
4	1	1	0	0	0	1
4	1	2	1	0	0	1
3	0	0	1	0	0	1
4	1	1	0	0	0	1
4	1	1	2	0	0	0
4	0	1	0	0	0	0
3	0	2	0	0	0	0
3	0	0	0	0	2	3
0	0	0	0	0	0	0
0	0	0	0	0	0	0
0	0	0	0	0	0	0

AB	32
R	5
H	9
RBI	5
BB	1
SO	2
LOB	7

WP: 0 PA: 34
PB: 0
SB: 0
CS: 0



PITCHER	IP	WLS	BF	H	R	ER	SO	BB	IBB	HBP	BLK	WP	HR	S	P	ERA	WHIP
Amaury Telemaco, R ERA: 4.79 (1, 1)	4.2	L	21	7	5	5	1	0	0	0	0	0	3	44	68	9.64	1.500
Kent Bottenfield, R ERA: (5, 1)	1.1		6	2	0	0	1	0	0	0	0	0	0	14	18	0.00	1.500
Jim Bullinger, R ERA: 5.9 (7, 1)	2.0		7	0	0	0	0	1	0	0	0	0	0	12	23	0.00	0.500

Batter	1	2	3	4	5	6	7	8	9	AB R H RBI BB SO LOB	TOP																									
James Mouton, R (1, 7) OBP: 0.326, SLG: 0.345	0-3 K			0-2 1B 5 SF8		0-0 SH1-3 HR		0-0 SH1-4	2-0 F7	4 2 2 0 0 1 0	<p>Houston Astros @ San Diego Padres</p> <p>Jack Murphy Stadium, San Diego, CA</p> <p>Tue Jun 25 1996, 10:05 PM EDT</p> <p>Att. 13,458 - Unknown - 67 F</p>																									
Craig Biggio, R (1, 4) OBP: 0.395, SLG: 0.443	0-1 L1			3-1 S 5 SF8 1B		0-0 SH1-3		1-1 E5 HR		3 1 1 0 0 0 0																										
5 Jeff Bagwell, R (1, 3) OBP: 0.460, SLG: 0.662	1-2 G5-3			1-2 SF8		1-3 K		4-0 HR IBB		2 1 0 1 1 1 1																										
Derek Bell, R (1, 9) OBP: 0.338, SLG: 0.455		1-2 P2		3-3 K		0-0 HR		4-0 HR IBB		3 2 1 2 1 1 1																										
Sean Berry, R (1, 5) OBP: 0.320, SLG: 0.475		0-0 G5-3		1-2 K		0-3 K		2-2 HR		4 1 1 4 0 2 1																										
Rick Wilkins, L (1, 2) OBP: 0.349, SLG: 0.360		1-1 G3-1			3-2 F7		0-0 G4-3	1-3 K		4 0 0 0 0 1 0																										
Brian Hunter, R (1, 8) OBP: 0.292, SLG: 0.344			1-2 G3		0-0 B1-3		0-1 G5-3	0-3 K		4 0 0 0 0 1 0																										
Orlando Miller, R (1, 6) OBP: 0.313, SLG: 0.430			0-0 F8		3-1 HR		3-2 G5-3		1-2 F8	3 1 1 1 0 0 0 1 0 0 0 0 0 0																										
Todd Jones, L (7, 1)																																				
Mike Hampton, R (1, 1) OBP: 0.435, SLG: 0.316			0-1 G1-3		1-1 G4-3			4-2 SH1-4 E BB	2-3 K	2 0 0 0 0 0 0 1 1 0 0 1 1 0																										
Ricky Gutierrez, R (7, 6) OBP: 0.363, SLG: 0.361																																				
Inning Stats	R: 0 E: 0 K: 1 S: 9	H: 0 LOB: 0 BB: 0 P: 10	R: 0 E: 0 K: 0 S: 8	H: 0 LOB: 0 BB: 0 P: 10	R: 0 E: 0 K: 0 S: 6	H: 0 LOB: 0 BB: 0 P: 7	R: 1 E: 0 K: 2 S: 14	H: 2 LOB: 1 BB: 0 P: 22	R: 1 E: 0 K: 0 S: 8	H: 1 LOB: 0 BB: 0 P: 15	R: 2 E: 0 K: 2 S: 10	H: 2 LOB: 0 BB: 0 P: 11	R: 0 E: 0 K: 0 S: 6	H: 0 LOB: 0 BB: 0 P: 9	R: 5 E: 1 K: 2 S: 14	H: 1 LOB: 0 BB: 3 P: 30	R: 0 E: 0 K: 1 S: 9	H: 0 LOB: 0 BB: 0 P: 14	1B: 2 2B: 1 HR: 3	SF: 1 SAC: 2 DP: 0 HBP: 0	WP: 0 PB: 0 SB: 3 CS: 0	PA: 37														
PITCHER	IP WLS BF H R ER SO BB IBB HBP BLK WP HR S P ERA WHIP																																			
Bob Tewksbury, R (1, 1) ERA: 4.13	7.0		26	5	4	4	5	0	0	0	0	0	2	61	84	5.14	0.714																			
Scott Sanders, R (8, 1) ERA: 3.46	0.1	L	5	0	4	4	0	1	2	0	0	0	0	5	18	108.00	3.000																			
Doug Bochtler, R (8, 1) ERA: 4.25	0.2		3	1	1	0	2	0	0	0	0	0	1	9	12	0.00	1.500																			
Willie Blair, R (9, 1) ERA: 4.27	1.0		3	0	0	0	1	0	0	0	0	0	0	9	14	0.00	0.000																			

livebaseballscorecards.com

AB	31
R	9
H	6
RBI	8
BB	3
SO	8
LOB	3



Batter	1	2	3	4	5	6	7	8	9	AB R H RBI BB SO LOB	TOP											
John Cangelosi, S (1, 7) OBP: 0.420, SLG: 0.385	1-0 F8		1-2 G3		2-2 F8	4-1 BB			3-3 K	4 0 0 0 1 1 3												
Craig Biggio, R (1, 4) OBP: 0.395, SLG: 0.438	0-1 G5-3			1-2 HBP	4-1 BB	2-3 K			1-2 FC5-4	3 0 0 0 1 1 4												
5 Jeff Bagwell, R (1, 3) OBP: 0.458, SLG: 0.656	2-1 CS 1B			1-1 G5-4-3	2-3 K				1-1 CS	4 0 1 0 0 1 3												
Derek Bell, R (1, 9) OBP: 0.340, SLG: 0.459	2-2 CS 1-2	2-0 G5-3		1-2 HR 1B		1-2 3B 2B			1-2 F9	4 2 2 0 0 0 0												
Sean Berry, R (1, 5) OBP: 0.319, SLG: 0.484			1-2 F8	1-2 HR		3-3 K			0-0 L6	4 1 1 2 0 1 1												
Rick Wilkins, L (1, 2) OBP: 0.351, SLG: 0.370			1-0 G4-3	4-2 BB FC6-4		2-2 1B 3B			3-2 F8	3 1 1 1 1 0 0												
James Mouton, R (1, 8) OBP: 0.324, SLG: 0.341			2-1 F8	1-2 FC6-4		3-1 1B			2-3 K	4 0 1 1 0 1 1												
Orlando Miller, R (1, 6) OBP: 0.308, SLG: 0.422			2-3 K		1-2 G5-3	1-3 K			1-0 F9	4 0 0 0 0 2 1												
Donne Wall, R (1, 1) OBP: 0.304, SLG: 0.238 Billy Wagner, L (9, 1)			1-2 E5		0-0 BB 1B	4-0 BB			0-0 FC5-4 1B	3 0 2 0 1 0 0 0 0 0 0 0 0 0												
Inning Stats	R: 0 E: 0 K: 0 S: 7	H: 1 LOB: 0 BB: 0 P: 12	R: 0 E: 0 K: 0 S: 5	H: 0 LOB: 0 BB: 0 P: 9	R: 0 E: 1 K: 1 S: 11	H: 0 LOB: 1 BB: 0 P: 17	R: 2 E: 0 K: 0 S: 17	H: 2 LOB: 1 BB: 1 P: 27	R: 0 E: 0 K: 1 S: 11	H: 1 LOB: 2 BB: 1 P: 20	R: 2 E: 0 K: 3 S: 20	H: 3 LOB: 3 BB: 2 P: 40	R: 0 E: 0 K: 0 S: 6	H: 0 LOB: 0 BB: 0 P: 10	R: 0 E: 0 K: 1 S: 7	H: 0 LOB: 0 BB: 0 P: 13	R: 0 E: 0 K: 1 S: 9	H: 1 LOB: 0 BB: 0 P: 14	1B: 5 2B: 1 3B: 1 HR: 1	SF: 0 SAC: 0 DP: 1 HBP: 1	WP: 0 PB: 0 SB: 2 CS: 2	PA: 40
PITCHER	IP WLS BF H R ER SO BB IBB HBP BLK WP HR S P ERA WHIP												PITCHER	IP WLS BF H R ER SO BB IBB HBP BLK WP HR S P ERA WHIP								
Tim Worrell, R (1, 1) ERA: 2.51	5.1 L 25 7 4 4 3 2 0 1 0 0 0 1 62 105 6.75 1.688																					
Bryce Florie, R (6, 1) ERA: 3.16	0.1 3 0 0 0 1 2 0 0 0 0 0 0 4 13 0.00 6.000																					
Willie Blair, R (6, 1) ERA: 4.15	1.1 4 0 0 0 1 0 0 0 0 0 0 0 11 17 0.00 0.000																					
Ron Villone, L (8, 1) ERA:	2.0 6 1 0 0 2 0 0 0 0 0 0 0 16 27 0.00 0.500																					

Houston Astros @ San Diego Padres
Jack Murphy Stadium, San Diego, CA

Wed Jun 26 1996, 10:05 PM EDT
Att. 12,388 - Unknown - 67 F

livebaseballscorecards.com

AB	33
R	4
H	8
RBI	4
BB	4
SO	7
LOB	13



Batter	1	2	3	4	5	6	7	8	9	AB	R	H	RBI	BB	SO	LOB
Rickey Henderson, R (1, 7) OBP: 0.406, SLG: 0.330	2-2 F8 G4-3 2B	1-0 2-H 1B			2-2 G4-3			2-1 L7		4	1	2	0	0	0	0
Tony Gwynn, L (1, 9) OBP: 0.380, SLG: 0.431 Chris Gwynn, L (7, 9) OBP: 0.314, SLG: 0.227	1-0 F8 2-3		1-1 1B 1B		0-1 G4-3			0-2 G4-3		3	0	1	0	0	0	1
Steve Finley, L (1, 8) OBP: 0.325, SLG: 0.463	0-0 G4-3 3-H		2-2 SAFE 1B G4-6-3		1-3 K			2-1 HR 2B		4	1	2	1	0	1	0
Ken Caminiti, S (1, 5) OBP: 0.337, SLG: 0.452	4-1 BB BB		1-0 F9		2-1 G1-3			2-0 HR		3	1	1	2	1	0	2
Scott Livingstone, L (1, 3) OBP: 0.322, SLG: 0.395 Marc Newfield, R (9, PH) OBP: 0.375, SLG: 0.473	4-2 BB BB		0-2 G4-6-3 1-2f		2-2 F7			1-2 P4		2	0	0	0	1	0	2
John Flaherty, R (1, 2) OBP: 0.293, SLG: 0.424	1-3 K			2-2 BB BB BB BB 1B G5-4-3			2-0 BB BB BB BB 1B G4-6-3		0-0 P4	4	0	2	0	0	1	2
Chris Gomez, R (1, 6) OBP: 0.326, SLG: 0.291		1-1 L8		1-3 K			1-1 BB BB BB BB G4-6-3 1-2f		4-2 1B BB	3	0	0	0	1	1	2
Jody Reed, R (1, 4) OBP: 0.314, SLG: 0.279 Ron Villone, L (8, 1) Brian Johnson, R (9, PH) OBP: 0.305, SLG: 0.474		1-0 SH1-4 1B 1B		3-1 SAFE BB BB BB BB G5-4-3 1-2f			3-2 BB BB BB BB P3		0-2 SAFE 1B	3	0	1	0	0	0	1
Tim Worrell, R (1, 1) Bryce Florie, R (6, 1) Willie Blair, R (6, 1) Archi Cianfrocco, R (8, 4)		0-0 SH1-4 1-2			1-2 G4-3			1-0 F8		1-3 K	1	0	0	0	0	0

Inning Stats	R: 1	H: 1	E: 0	K: 1	S: 11	R: 0	H: 2	E: 0	K: 0	S: 5	R: 0	H: 2	E: 0	K: 0	S: 13	R: 0	H: 1	E: 0	K: 1	S: 8	R: 0	H: 0	E: 0	K: 0	S: 8	R: 0	H: 0	E: 0	K: 1	S: 8	R: 0	H: 1	E: 0	K: 0	S: 6	R: 0	H: 0	E: 0	K: 0	S: 6	R: 0	H: 3	E: 0	K: 1	S: 19	1B: 7	2B: 2	3B: 0	HR: 1	SF: 0	SAC: 1	DP: 3	HBP: 0	WP: 0	PB: 0	SB: 0	CS: 0	PA: 36
--------------	------	------	------	------	-------	------	------	------	------	------	------	------	------	------	-------	------	------	------	------	------	------	------	------	------	------	------	------	------	------	------	------	------	------	------	------	------	------	------	------	------	------	------	------	------	-------	-------	-------	-------	-------	-------	--------	-------	--------	-------	-------	-------	-------	--------

PITCHER	IP	WLS	BF	H	R	ER	SO	BB	IBB	HBP	BLK	WP	HR	S	P	ERA	WHIP
Donne Wall, R (1, 1) ERA: 3.36	8.0	W	31	9	3	3	3	2	0	0	0	0	1	68	114	3.38	1.375
Billy Wagner, L (9, 1) ERA: 2.7	1.0	S	5	1	0	0	1	1	0	0	0	0	0	16	22	0.00	2.000

BOTTOM

Houston Astros @ San Diego Padres
Jack Murphy Stadium, San Diego, CA
Wed Jun 26 1996, 10:05 PM EDT
Att: 12,388 - Unknown - 67 F

AB	32
R	3
H	10
RBI	3
BB	3
SO	4
LOB	12



PITCHER	IP	WLS	BF	H	R	ER	SO	BB	IBB	HBP	BLK	WP	HR	S	P	ERA	WHIP
---------	----	-----	----	---	---	----	----	----	-----	-----	-----	----	----	---	---	-----	------

Batter	1	2	3	4	5	6	7	8	9	AB R H RBI BB SO LOB	TOP		
Rickey Henderson, R OBP: 0.409, SLG: 0.346 (1, 7)	1-3 			2-2 1B HR	0-0 HR			1-1 F8	4-0 2B 1B BB	4 3 2 1 1 1 0	San Diego Padres @ San Francisco Giants 3Com Park at Candlestick Point, San Francisco, CA Thu Jun 27 1996, 10:05 PM EDT Att. 12,325 - Unknown - 59 F livebaseballscorecards.com		
Steve Finley, L OBP: 0.329, SLG: 0.477 (1, 8)	0-1 F8			1-2 1B HR	1-1 G4-3			1-0 HR	0-0 1B 2B	5 3 3 1 0 0 0			
Ken Caminiti, S OBP: 0.342, SLG: 0.465 (1, 5)	0-1 L9			2-2 1B HR				1-1 1B FC4-8	4-0 1B IBB	4 1 2 3 1 0 0			
Scott Livingstone, L OBP: 0.309, SLG: 0.378 Archi Cianfrocco, R OBP: 0.321, SLG: 0.418 (1, 3) (8, 3)		1-0 L7		3-2 F8	0-0 G4-3			2-2 1B FC4-6 BB	1-1 1B	4 1 0 0 0 0 1 1 0 1 2 0 0 0			
Chris Gwynn, L OBP: 0.321, SLG: 0.229 (1, 9)		2-3 		0-3 	0-0 1B			4-2 1B HR BB	2-1 G6-3	4 1 1 0 1 2 1			
John Flaherty, R OBP: 0.292, SLG: 0.436 (1, 2)		0-0 G6-3		0-3 	0-2 F8			0-0 1B HR		4 1 1 3 0 1 1			
Chris Gomez, R OBP: 0.324, SLG: 0.290 Sean Bergman, R OBP: 0.100, SLG: 0.200 (1, 6) (8, 1)			0-1 G6-3		1-2 F8			2-2 1B		4 0 1 0 0 0 0 0 0 0 0 0 0 0			
Jody Reed, R OBP: 0.313, SLG: 0.289 (1, 4)			1-0 P6		2-2 HR			2-2 F8	1-3 	4 1 1 1 0 1 1			
Fernando Valenzuela, L OBP: 0.133, SLG: 0.133 Luis Lopez, S OBP: 0.212, SLG: 0.258 (1, 1) (8, 6)			0-1 G5-3		1-0 P5			1-3 	1-3 	3 0 0 0 0 1 0 1 0 0 0 0 1 0			
Inning Stats	R: 0 H: 0 E: 0 K: 1 S: 7 H: 0 LOB: 0 BB: 0 P: 8	R: 0 H: 0 E: 0 K: 1 S: 8 H: 0 LOB: 0 BB: 0 P: 11	R: 0 H: 0 E: 0 K: 0 S: 5 H: 0 LOB: 0 BB: 0 P: 6	R: 3 H: 3 E: 0 K: 2 S: 20 H: 3 LOB: 0 BB: 0 P: 28	R: 2 H: 2 E: 0 K: 0 S: 11 H: 2 LOB: 0 BB: 0 P: 16	R: 0 H: 1 E: 0 K: 0 S: 7 H: 1 LOB: 1 BB: 0 P: 9	R: 0 H: 0 E: 0 K: 1 S: 9 H: 0 LOB: 0 BB: 0 P: 13	R: 4 H: 4 E: 0 K: 1 S: 18 H: 4 LOB: 1 BB: 1 P: 30	R: 2 H: 2 E: 0 K: 1 S: 9 H: 2 LOB: 1 BB: 2 P: 21	1B: 6 SF: 0 2B: 1 SAC: 0 3B: 0 DP: 0 HR: 5 HBP: 0	WP: 0 PA: 41 PB: 0 SB: 0 CS: 0		
PITCHER	IP WLS BF H R ER SO BB IBB HBP BLK WP HR S P ERA WHIP											PITCHER	IP WLS BF H R ER SO BB IBB HBP BLK WP HR S P ERA WHIP
Mark Gardner, R ERA: 3.96 (1, 1)	5.0 L 20 5 5 5 4 0 0 0 0 0 0 3 51 69 9.00 1.000												
Jose Bautista, R ERA: 2.82 (6, 1)	2.0 7 1 0 0 1 0 0 0 0 0 0 0 16 22 0.00 0.500												
Doug Creek, L ERA: 6.38 (8, 1)	0.2 5 2 3 3 0 1 0 0 0 0 0 1 11 20 40.50 4.500												
Jeff Juden, R ERA: 4.3 (8, 1)	0.2 5 2 2 2 2 1 0 0 0 0 0 1 11 19 27.00 4.500												
Mark Dewey, R ERA: 4.06 (9, 1)	0.2 4 2 1 1 0 0 0 1 0 0 0 0 5 12 13.50 3.000												

Batter	1	2	3	4	5	6	7	8	9	AB	R	H	RBI	BB	SO	LOB
Stan Javier, S (1, 8) OBP: 0.323, SLG: 0.374	1-3 K		0-0 SH5-3		1-0 FC6-4		3-2 G6-3		1-3 K	4	0	0	0	0	2	4
Robby Thompson, R (1, 4) OBP: 0.318, SLG: 0.411	0-0 F9 2B		0-0 P4		1-0 P5			0-0 1B 2B		4	1	2	0	0	0	3
Barry Bonds, L (1, 7) OBP: 0.412, SLG: 0.565	0-0 F9 2-3		4-2 BB		3-2 G4-3			2-0 P5		3	0	0	0	1	0	4
Matt Williams, R (1, 5) OBP: 0.374, SLG: 0.526	1-3 K		2-1 P3			2-3 K		2-2 G5-3		4	0	0	0	0	2	4
Mark Carreon, R (1, 3) OBP: 0.323, SLG: 0.451		3-2 P5		1-1 F8		2-2 L4		2-1 2-H 1B		4	0	1	1	0	0	0
Dave McCarty, R (1, 9) OBP: 0.353, SLG: 0.395		1-0 G1-3		0-1 G5-3		1-3 K		1-3 K		4	0	0	0	0	2	1
Shawon Dunston, R (1, 6) OBP: 0.328, SLG: 0.440		1-2 FC5-4 1B		1-3 K			1-3 K		1-1 L8	4	0	1	0	0	2	0
Kirt Manwaring, R (1, 2) OBP: 0.354, SLG: 0.354		1-2 FC5-4			2-2 FC6-4 BB 1B		2-2 G6-3		4-2 BB	3	0	1	0	0	0	1
Dan Peltier, L (9, PH) OBP: 0.405, SLG: 0.406										0	0	0	0	1	0	0
Mark Gardner, R (1, 1) OBP: 0.179, SLG: 0.158			1-2 SH5-3		4-2 FC6-4		0-0 1B		1-0 P4	1	0	1	0	0	0	0
Steve Decker, R (5, PH) OBP: 0.330, SLG: 0.300										0	0	0	0	1	0	0
Jose Sautter, R (6, 1) OBP: 0.333, SLG: 0.333										0	0	0	0	0	0	0
Steve Scarsone, R (7, PH) OBP: 0.314, SLG: 0.403										1	0	1	0	0	0	0
Doug Creek, L (8, 1) OBP: 0.314, SLG: 0.403										0	0	0	0	0	0	0
Jeff Juden, R (8, 1) OBP: 0.314, SLG: 0.403										0	0	0	0	0	0	0
Mark Dewey, R (9, 1) OBP: 0.314, SLG: 0.403										0	0	0	0	0	0	0
Tom Lampkin, L (9, PH) OBP: 0.351, SLG: 0.419										1	0	0	0	0	0	1

BOTTOM

San Diego Padres @ San Francisco Giants
3Com Park at Candlestick Point, San Francisco, CA

Thu Jun 27 1996, 10:05 PM EDT
 Att: 12,325 - Unknown - 59 F

livebaseballscorecards.com

AB	33
R	1
H	7
RBI	1
BB	3
SO	8
LOB	18



Inning Stats		R: 0	H: 1	E: 0	LOB: 1	K: 2	BB: 0	S: 8	P: 10									
Pitcher		IP	WLS	BF	H	R	ER	SO	BB	IBB	HBP	BLK	WP	HR	S	P	ERA	WHIP
Fernando Valenzuela, L (1, 1) ERA: 3.44		7.2	W	32	7	1	1	6	2	0	0	0	0	0	76	121	1.17	1.174
Sean Bergman, R (8, 1) ERA: 5.07		1.1		5	0	0	0	2	1	0	0	0	0	0	11	19	0.00	0.750

WP: 0	PA: 37
PB: 0	
SB: 0	
CS: 0	

Batter	1	2	3	4	5	6	7	8	9	AB R H RBI BB SO LOB	TOP									
Rickey Henderson, R OBP: 0.409, SLG: 0.342 (1, 7)	1-1 G5-3	1-0 F7			3-2 F8		4-1 1B BB		4-2 1B BB	3 0 0 0 2 0 0										
Steve Finley, L OBP: 0.330, SLG: 0.474 (1, 8)	4-0 1B HR BB	1-2 F9			0-1 G4-1		1-0 1-2 3-H 1B		0-0 P2	4 1 1 1 1 0 2										
Ken Caminiti, S OBP: 0.343, SLG: 0.464 (1, 5)	1-1 1-2 HR 1B			1-1 L7	0-3 K		1-2 F8		3-1 1-2 1B	5 1 2 1 0 1 2										
Scott Livingstone, L OBP: 0.296, SLG: 0.362 Arch Cianfrocco, R OBP: 0.319, SLG: 0.415 (1, 3) (8, 3)	0-1 F7			0-0 G4-3		2-2 G4-3		0-1 E6 CS BB	2-1 G4-3	4 0 0 0 0 0 2 1 0 0 0 0 0 2										
Chris Gwynn, L OBP: 0.333, SLG: 0.294 (1, 9)	0-2 1-H 2-H HR			1-1 L9		2-3 K		4-2 1-2 BB		3 1 1 3 1 1 0										
Brian Johnson, R OBP: 0.310, SLG: 0.496 (1, 2)	1-1 1B 1B			1-0 HR		2-1 F9		2-3 K		4 1 2 1 0 1 2										
Chris Gomez, R OBP: 0.333, SLG: 0.297 (1, 6)	3-1 1-2 1B			1-1 G6-4-3 1B		1-1 G6-3 S 1B HBP		3-3 K		3 1 2 0 0 1 2										
Jody Reed, R OBP: 0.310, SLG: 0.285 (1, 4)	1-2 G4-3			0-2 G6-4-3		0-1 G6-3			2-2 G4-3	4 0 0 0 0 0 4										
Andy Ashby, R OBP: 0.265, SLG: 0.364 Bryce Florie, R OBP: 0.372, SLG: 0.469 Marc Newfield, R OBP: 0.372, SLG: 0.469 Scott Sanders, R Ron Villone, L John Flaherty, R OBP: 0.296, SLG: 0.445 Trevor Hoffman, R (1, 1) (6, 1) (7, PH) (7, 1) (8, 1) (8, 2) (8, 1)		0-0 F9		1-3 K		1-3 K			2-1 WP 1B 2B	2 0 0 0 0 0 1 0 0 0 0 0 0 0 0 0 1 0 0 0 0 0 1 1 0 0 0 0 0 0 0 0 0 0 0 0 0 0 0 0 1 1 1 0 0 0 0 0 0 0 0 0 0 0 0 0										
Inning Stats	R: 3 E: 0 K: 0 S: 17	H: 4 LOB: 2 BB: 1 P: 28	R: 0 E: 0 K: 0 S: 5	H: 0 LOB: 0 BB: 0 P: 7	R: 0 E: 0 K: 0 S: 5	H: 0 LOB: 0 BB: 0 P: 7	R: 1 E: 0 K: 1 S: 9	H: 2 LOB: 0 BB: 0 P: 12	R: 0 E: 0 K: 1 S: 8	H: 0 LOB: 0 BB: 0 P: 14	R: 1 E: 0 K: 1 S: 11	H: 1 LOB: 2 BB: 1 P: 19	R: 0 E: 1 K: 2 S: 11	H: 0 LOB: 2 BB: 1 P: 20	R: 1 E: 0 K: 0 S: 13	H: 2 LOB: 2 BB: 1 P: 26	1B: 6 2B: 2 3B: 0 HR: 2	SF: 0 SAC: 0 DP: 2 HBP: 1	WP: 1 PB: 0 SB: 1 CS: 1	PA: 40
PITCHER	IP WLS BF H R ER SO BB IBB HBP BLK WP HR S P ERA WHIP																			
Oswaldo Fernandez, R ERA: 5.66 Jose Bautista, R ERA: 2.84 Rich DeLucia, R ERA: 5.34 Doug Creek, L ERA: 6.29 Mark Dewey, R ERA: 4.03	(1, 1) (5, 1) (8, 1) (9, 1) (9, 1)	4.0 3.0 1.1 0.1 0.1	L 12 7 2 1	6 1 1 1 0	4 1 1 0 0	4 1 1 0 0	1 3 2 0 0	1 1 2 0 0	0 0 0 0 0	0 1 0 0 0	0 0 1 0 0	2 27 19 3 2	54 44 36 6 4	9.00 3.00 6.75 0.00 0.00	1.750 0.667 2.250 3.000 0.000					

San Diego Padres @ San Francisco Giants
3Com Park at Candlestick Point, San Francisco, CA

Fri Jun 28 1996, 10:05 PM EDT
Att. 13,129 - Unknown - 69 F

AB	35
R	6
H	9
RBI	6
BB	4
SO	6
LOB	17



Batter	1	2	3	4	5	6	7	8	9	AB	R	H	RBI	BB	SO	LOB
Marvin Benard, L OBP: 0.329, SLG: 0.307 (1, 8)	4-1 FC2-5 E BB		3-2 G4-6-3 1-2f		1-3 K			1-0 E1 1B SF8		3	1	0	0	1	1	1
Stan Javier, S OBP: 0.318, SLG: 0.367 (1, 9)	1-1 E4 CS FC2-5 1-2		3-2 G4-3			2-2 G1-3		3-2 F7		4	0	0	0	0	0	2
Matt Williams, R OBP: 0.376, SLG: 0.526 (1, 5)	1-1 FC2-5 1-2 2-3f			2-1 G5-3		2-2 1B		2-2 BB 1B		4	0	2	0	0	0	2
Barry Bonds, L OBP: 0.413, SLG: 0.563 (1, 7)	3-3 K 2-3			0-0 BB 1B		2-1 P6		4-1 BB 1-2 BB		3	0	1	0	1	1	3
Mark Carreon, R OBP: 0.322, SLG: 0.447 (1, 3)		1-0 G4-3		4-1 SAFE 1-2 BB		3-2 G4-3		3-2 SF8		2	0	0	1	1	0	1
Shawon Dunston, R OBP: 0.326, SLG: 0.436 Mark Dewey, R (9, 1)		3-2 S 1B		2-3 K		0-2 P3		0-2 P6		4	0	1	0	0	1	4
Robby Thompson, R OBP: 0.311, SLG: 0.401 (1, 4)		0-0 SAFE P4		3-2 P4		0-1 G6-3			0-0 F7	4	0	0	0	0	0	3
Kirt Manwaring, R OBP: 0.353, SLG: 0.354 Dan Peltier, L OBP: 0.395, SLG: 0.394 (9, PH)		3-2 SAFE G4-3		0-0 G1-3		1-1 1B			0-3 K	3	0	1	0	0	0	1
Oswaldo Fernandez, R OBP: 0.063, SLG: 0.063 Jose Bautista, R OBP: 0.250, SLG: 0.250 Tom Lampkin, L OBP: 0.347, SLG: 0.414 Rich DeLucia, R Doug Creek, L Steve Scarsone, R OBP: 0.313, SLG: 0.400 (9, 8)			1-2 G4-6-3 1B		1-3 K		2-1 F8		3-2 F8	1	0	1	0	0	0	0

Inning Stats	R: 0	H: 0	E: 1	K: 1	S: 8	H: 0	LOB: 1	BB: 1	P: 17	R: 0	H: 1	E: 0	K: 0	S: 9	H: 1	LOB: 1	BB: 0	P: 16	R: 0	H: 1	E: 0	K: 0	S: 9	R: 0	H: 0	E: 0	K: 2	S: 7	H: 1	LOB: 1	BB: 0	P: 9	R: 0	H: 1	E: 0	K: 0	S: 11	R: 0	H: 1	E: 0	K: 0	S: 11	R: 0	H: 1	E: 0	K: 0	S: 9	R: 1	H: 1	E: 1	K: 0	S: 17	H: 1	LOB: 2	BB: 1	P: 30	R: 0	H: 0	E: 0	K: 1	S: 7	H: 0	LOB: 0	BB: 0	P: 10	1B: 6	2B: 0	3B: 0	HR: 0	SF: 1	SAC: 0	DP: 1	HBP: 0	WP: 0	PB: 0	SB: 1	CS: 1	PA: 36
PITCHER	IP	WLS	BF	H	R	ER	SO	BB	IBB	HBP	BLK	WP	HR	S	P	ERA	WHIP																																																													
Andy Ashby, R ERA: 2.93 (1, 1)	5.0		19	3	0	0	4	2	0	0	0	0	0	44	80	0.00	1.000																																																													
Bryce Florie, R ERA: 3.08 (6, 1)	1.0		4	1	0	0	0	0	0	0	0	0	0	11	20	0.00	1.000																																																													
Scott Sanders, R ERA: 3.35 (7, 1)	1.1		7	2	1	0	0	0	0	0	0	0	0	18	27	0.00	1.500																																																													
Ron Villone, L ERA: (8, 1)	0.0		1	0	0	0	0	1	0	0	0	0	0	1	5	∞	∞																																																													
Trevor Hoffman, R ERA: 1.15 (8, 1)	1.2	S	5	0	0	0	1	0	0	0	0	0	0	14	20	0.00	0.000																																																													

BOTTOM

San Diego Padres @ San Francisco Giants
3Com Park at Candlestick Point, San Francisco, CA

livebaseballscorecards.com

AB 32
R 1
H 6
RBI 1
BB 3
SO 5
LOB 18

GIANTS

Fri Jun 28 1996, 10:05 PM EDT
Att: 13,129 - Unknown - 69 F

Batter	1	2	3	4	5	6	7	8	9	AB R H RBI BB SO LOB	TOP																								
Rickey Henderson, R OBP: 0.410, SLG: 0.342 (1, 7)	4-2 G6-3 HBP			0-3 K		2-2 1B HR 1B		3-2 F7		3 1 1 0 0 1 0	San Diego Padres @ San Francisco Giants 3Com Park at Candlestick Point, San Francisco, CA Sat Jun 29 1996, 6:33 AM EDT Att. 24,540 - Sunny - 80 F																								
Tony Gwynn, L OBP: 0.382, SLG: 0.432 (1, 9)	3-1 G6-3 1-2f			2-2 G4-3		1-0 HR 1B		0-0 HR 1B		4 2 2 0 0 0 1																									
Steve Finley, L OBP: 0.332, SLG: 0.492 (1, 8)	1-2 F8			0-0 P9		0-1 HR		0-2 HR		4 2 2 5 0 0 0																									
Ken Caminiti, S OBP: 0.345, SLG: 0.464 (1, 5)						0-1 CS 1B		1-2 G4-3		4 0 2 0 0 0 0																									
Scott Livingstone, L OBP: 0.287, SLG: 0.351 Willie Blair, R Marc Newfield, R OBP: 0.370, SLG: 0.466 Trevor Hoffman, R				2-3 K		0-0 P5				3 0 0 0 0 0 2 2 0 0 0 0 0 0 0 0 1 0 0 0 0 0 0 0 0 0 0 0 0 0 0 0																									
John Flaherty, R OBP: 0.294, SLG: 0.457 (1, 2)				1-3 K2-3		0-0 HR		0-0 F7		4 1 1 1 0 1 0																									
Chris Gomez, R OBP: 0.337, SLG: 0.321 (1, 6)				2-3 K		0-2 G6-3		1-2 G6-4-3 1B		4 1 2 1 0 1 0																									
Jody Reed, R OBP: 0.312, SLG: 0.288 (1, 4)				3-2 G5-6-3 1B		1-3 K		2-2 G6-4-3 1-2f		4 0 2 0 0 1 1																									
Joey Hamilton, R OBP: 0.184, SLG: 0.216 Sean Bergman, R OBP: 0.100, SLG: 0.200 Chris Gwynn, L OBP: 0.328, SLG: 0.288 Archi Cianfrocco, R OBP: 0.315, SLG: 0.409				0-0 G5-6-3 1-2f		2-0 F8		1-3 K		0-3 K		1 0 0 0 0 0 0 1 0 0 0 0 0 0 0 0 1 0 0 0 0 0 0 0 2 0 0 0 0 0 2 1																							
Inning Stats	R: 0 E: 0 K: 0 S: 8	H: 0 LOB: 0 BB: 0 P: 16	R: 0 E: 0 K: 2 S: 9	H: 0 LOB: 0 BB: 0 P: 15	R: 0 E: 0 K: 1 S: 10	H: 1 LOB: 0 BB: 0 P: 15	R: 0 E: 0 K: 1 S: 10	H: 0 LOB: 0 BB: 0 P: 12	R: 1 E: 0 K: 1 S: 10	H: 2 LOB: 0 BB: 0 P: 13	R: 3 E: 0 K: 1 S: 13	H: 4 LOB: 1 BB: 0 P: 19	R: 0 E: 0 K: 0 S: 7	H: 1 LOB: 0 BB: 0 P: 10	R: 2 E: 0 K: 1 S: 14	H: 2 LOB: 0 BB: 0 P: 19	R: 1 E: 0 K: 1 S: 11	H: 2 LOB: 1 BB: 0 P: 14	1B: 8 2B: 0 3B: 0 HR: 4	SF: 0 SAC: 0 DP: 3 HBP: 1	WP: 0 PB: 0 SB: 0 CS: 1	PA: 36													
PITCHER	IP WLS BF H R ER SO BB IBB HBP BLK WP HR S P ERA WHIP																																		
Mark Leiter, R ERA: 4.49 Rod Beck, R ERA: 2.32	(1, 1) 7.2 (8, 1) 1.1	L 7	29 3	9 3	5 2	5 2	7 1	0 0	0 0	1 0	0 0	0 0	2 17	75 21	112 13.50	1.174 2.250																			

AB	35
R	7
H	12
RBI	7
BB	0
SO	8
LOB	6



Batter	1	2	3	4	5	6	7	8	9	AB R H RBI BB SO LOB
Marvin Benard, L (1, 8) OBP: 0.326, SLG: 0.302	4-2 2B G4-3 BB	1-1 SF9		0-3 K		1-2 G3			0-3 K	3 1 0 1 1 2 0
Stan Javier, S (1, 9) OBP: 0.315, SLG: 0.368	0-0 G4-3 WP 2B	1-1 G5-3		0-2 P7		0-0 B4-3			0-2 G6-3	5 1 1 0 0 0 1
Mark Carreon, R (1, 3) OBP: 0.323, SLG: 0.446	1-0 G4-3		0-2 G6-3 HBP 1B	0-0 1B			0-0 P6		1-2 P4	5 1 2 1 0 0 1
Matt Williams, R (1, 5) OBP: 0.374, SLG: 0.520	3-2 K 3-H		2-1 G6-3 HBP 1B	1-2 G5-3			1-0 G1-3			3 1 0 0 0 1 1
Barry Bonds, L (1, 7) OBP: 0.414, SLG: 0.571	2-1 HR		1-0 G6-3		1-1 G4-3		4-0 BB			3 1 1 1 1 0 2
Robby Thompson, R (1, 4) OBP: 0.304, SLG: 0.392	0-0 P3		1-3 K		1-3 K		1 SAFE P 1 SAFE P 1 SAFE P 1 SAFE B	3-3 1 SAFE S	K	4 0 0 0 0 3 3 0 0 0 0 0 0 0
Rod Beck, R (8, 1)										
Shawon Dunston, R (1, 6) OBP: 0.335, SLG: 0.443		0-2 2B SF9 1B	0-0 BB 1B		1-2 1B			2-2 P7		4 1 3 2 0 0 0
Tom Lampkin, L (1, 2) OBP: 0.353, SLG: 0.422		2-0 SF9 2B	4-0 BB		2-0 F9			3-2 G4-3		3 0 1 0 1 0 1
Mark Leiter, R (1, 1) OBP: 0.171, SLG: 0.176		2-2 G4-3	3-2 G4-3			2-2 G6-3		1-0 P5		3 0 0 0 0 0 4 1 0 0 0 0 0 0
Steve Scarosone, R (8, 4) OBP: 0.311, SLG: 0.398										

Inning Stats	R: 3	H: 2	E: 0	K: 1	S: 15	LOB: 0	BB: 1	P: 25	R: 1	H: 2	E: 0	K: 0	S: 12	LOB: 1	BB: 0	P: 18	R: 2	H: 2	E: 0	K: 1	S: 14	LOB: 2	BB: 1	P: 25	R: 0	H: 1	E: 0	K: 1	S: 10	LOB: 1	BB: 0	P: 11	R: 0	H: 0	E: 0	K: 0	S: 8	LOB: 0	BB: 0	P: 11	R: 0	H: 0	E: 0	K: 1	S: 8	LOB: 1	BB: 1	P: 14	R: 0	H: 0	E: 0	K: 0	S: 7	LOB: 0	BB: 0	P: 13	R: 0	H: 0	E: 0	K: 1	S: 10	LOB: 0	BB: 0	P: 11	1B: 5	SF: 1	2B: 2	SAC: 0	3B: 0	DP: 0	HR: 1	HBP: 1
PITCHER Joey Hamilton, R (1, 1) ERA: 4.9 Sean Bergman, R (3, 1) ERA: 4.93 Willie Blair, R (6, 1) ERA: 3.91 Trevor Hoffman, R (9, 1) ERA: 1.13	IP	WLS	BF	H	R	ER	SO	BB	IBB	HBP	BLK	WP	HR	S	P	ERA	WHIP																																																							
	2.2		17	6	6	6	2	2	0	0	0	1	1	37	61	20.25	3.000																																																							
	2.1		9	2	0	0	2	0	0	0	0	0	0	23	32	0.00	0.857																																																							
	3.0	W	10	0	0	0	1	1	0	0	0	0	0	23	38	0.00	0.333																																																							
	1.0	S	3	0	0	0	1	0	0	0	0	0	0	10	11	0.00	0.000																																																							

BOTTOM

San Diego Padres @ San Francisco Giants
 3Com Park at Candlestick Point, San Francisco, CA

Sat Jun 29 1996, 6:33 AM EDT
 Att. 24,540 - Sunny - 80 F

livebaseballscorecards.com

AB	34
R	6
H	8
RBI	5
BB	3
SO	6
LOB	13



WP: 1	PA: 39
PB: 0	
SB: 0	
CS: 0	

Batter	1	2	3	4	5	6	7	8	9	AB R H RBI BB SO LOB	TOP										
Rickey Henderson, R OBP: 0.406, SLG: 0.337 (1, 7)	2-3 K	2-3 K	3-3 K		0-2 CS 1B		1-2 G4-3		2-2 F9	6 0 1 0 0 3 3											
Tony Gwynn, L OBP: 0.384, SLG: 0.438 Trevor Hoffman, R (9, 1)	2-2 G3-1	0-0 E8 1B		0-0 G4-3 1B 2B	1-0 F7		0-0 WP 1B		0-1 F7	6 2 3 1 0 0 1 0 0 0 0 0 0 0											
Steve Finley, L OBP: 0.332, SLG: 0.499 (1, 8)	2-2 HR	2-2 1B HBP		0-0 G4-3	0-1 F9		1-2 F8			4 1 1 1 0 0 3											
Ken Caminiti, S OBP: 0.353, SLG: 0.480 (1, 5)	0-0 HR	3-2 FC6 1B		0-0 1B 1B	0-1 CS	4-0 BB		2-2 L8		4 2 3 3 1 0 0											
Scott Livingstone, L OBP: 0.302, SLG: 0.363 (1, 3)	1-0 BB 1B	0-1 FC6		0-1 HBP G4-3 1B		0-0 P6		1-1 BB 1B		5 1 3 0 0 0 3											
John Flaherty, R OBP: 0.297, SLG: 0.455 (1, 2)	2-0 BB 1B		2-3 K	1-0 G4-3 HBP 1B	0-2 F8		0-0 F9			5 0 2 1 0 1 2											
Chris Gomez, R OBP: 0.349, SLG: 0.323 (1, 6)	4-1 BB		0-0 PB 1B	4-1 G4-3 HBP	1-1 G1-3		4-1 BB			2 0 1 0 2 0 1											
Jody Reed, R OBP: 0.313, SLG: 0.293 (1, 4)	2-2 P9		1 SAFE 3-2 PB 1B	1-2 G4-3	1-2 SH1-3 1B 2B		2-3 K			5 1 2 1 0 1 7											
Bob Tewksbury, R OBP: 0.054, SLG: 0.028 Ron Villone, L Doug Bochtler, R Marc Newfield, R OBP: 0.367, SLG: 0.462 Chris Gwynn, L OBP: 0.328, SLG: 0.288 (1, 1) (7, 1) (8, 1) (9, PH) (9, 9)		1-1 P6	2-1 G6-3	1-0 G6-3		0-0 SH1-3		0-3 K		3 0 0 0 0 0 4 0 0 0 0 0 0 0 0 0 0 0 0 0 0 1 0 0 0 0 1 0 0 0 0 0 0 0 0											
Inning Stats	R: 2 E: 0 K: 1 S: 16	H: 4 LOB: 3 BB: 1 P: 31	R: 1 E: 1 K: 1 S: 15	H: 2 LOB: 2 BB: 0 P: 23	R: 0 E: 0 K: 2 S: 14	H: 2 LOB: 2 BB: 0 P: 23	R: 3 E: 0 K: 0 S: 11	H: 4 LOB: 2 BB: 0 P: 18	R: 0 E: 0 K: 0 S: 8	H: 0 LOB: 1 BB: 1 P: 13	R: 1 E: 0 K: 0 S: 11	H: 2 LOB: 1 BB: 0 P: 14	R: 0 E: 0 K: 1 S: 10	H: 1 LOB: 2 BB: 1 P: 19	R: 0 E: 0 K: 1 S: 8	H: 0 LOB: 0 BB: 0 P: 10	1B: 12 2B: 2 3B: 0 HR: 2	SF: 0 SAC: 1 DP: 0 HBP: 2	WP: 1 PB: 1 SB: 0 CS: 1	PA: 48	
PITCHER	IP WLS BF H R ER SO BB IBB HBP BLK WP HR S P ERA WHIP																				
William Van Landingham, R ERA: 6.03 Jeff Juden, R ERA: 4.23 Jose Bautista, R ERA: 2.63 Rich DeLucia, R ERA: 5.28 Doug Creek, L ERA: 6.04 (1, 1) (4, 1) (5, 1) (7, 1) (9, 1)	3.1 0.2 2.0 2.0 1.0	L	24 3 7 10 3	12 0 1 3 0	6 0 0 1 0	6 0 0 1 0	4 0 0 1 1	1 0 1 1 0	0 0 0 0 0	1 0 0 0 0	0 0 0 1 0	0 0 0 0 0	0 0 0 1 0	84 11 21 33 10	16.20 0.00 0.00 4.50 0.00	3.900 0.000 1.000 2.000 0.000					

San Diego Padres @ San Francisco Giants
3Com Park at Candlestick Point, San Francisco, CA

Sun Jun 30 1996, 6:33 AM EDT
Att. 26,373 - Sunny - 82 F

AB	41
R	7
H	16
RBI	7
BB	3
SO	6
LOB	24



Batter	1	2	3	4	5	6	7	8	9	AB	R	H	RBI	BB	SO	LOB
Marvin Benard, L (1, 8) OBP: 0.328, SLG: 0.304	1-1 L3	1-2 G3-1			0-0 E4 SH1-3 2B 1B		3-2 G4-3	2-2 1B		5	1	2	0	0	0	1
Stan Javier, S (1, 9) OBP: 0.322, SLG: 0.369	4-2 1B S BB		0-0 G6-4-3 1B		0-0 SH1-3		4-0 HR S BB	2-3 K		2	2	1	0	2	1	2
Mark Carreon, R (1, 3) OBP: 0.325, SLG: 0.447	4-0 WP 1B 1-2 BB		1-0 G6-4-3		0-0 FC6-5 2B		1-3 K		0-3 K	4	0	1	1	1	2	2
Matt Williams, R (1, 5) OBP: 0.375, SLG: 0.528	0-3 K		1-3 K		0-0 FC6-5 2B		3-2 HR		0-1 1B 1B	5	1	2	2	0	2	3
Barry Bonds, L (1, 7) OBP: 0.420, SLG: 0.575	1-0 WP 1B			0-0 E 1B 1B		2-2 L8		0-0 1B	3-2 1B	5	0	4	1	0	0	1
Shawon Dunston, R (1, 6) OBP: 0.332, SLG: 0.436	2-2 G1-3			0-0 E 1B		0-2 F9		2-3 K	0-2 P4	5	0	1	0	0	1	5
Robby Thompson, R (1, 4) OBP: 0.296, SLG: 0.380		1-1 G1-3		1-2 E5 G6-4-3		1-0 G5-3		1-3 K	0-3 K	5	0	0	0	0	2	4
Kirt Manwaring, R (1, 2) OBP: 0.367, SLG: 0.369		0-1 1B		1-1 P9		0-1 1B		1-1 1B		4	0	3	0	0	0	3
William Van Landingham, R (1, 1) OBP: 0.222, SLG: 0.212 Jeff Judet, R (4, 1) Steve Decker, R (4, PH) Jose Bautista, R (5, 1) Dave McCarty, R (6, PH) Rich DeLucia, R (7, 1) Steve Scarsone, R (8, PH) Doug Creek, L (9, 1)		1-3 K		1-1 G6-4-3		0-0 G1-3		3-3 K		1	0	0	0	0	1	1

Inning Stats	R: 1	H: 1	E: 0	LOB: 2	K: 1	BB: 2	S: 12	R: 0	H: 1	E: 0	LOB: 1	K: 1	BB: 0	S: 10	R: 0	H: 1	E: 0	LOB: 0	K: 1	BB: 0	S: 5	R: 0	H: 2	E: 1	LOB: 2	K: 0	BB: 0	S: 9	R: 1	H: 2	E: 0	LOB: 1	K: 0	BB: 0	S: 8	R: 0	H: 1	E: 0	LOB: 1	K: 0	BB: 0	S: 7	R: 2	H: 2	E: 0	LOB: 1	K: 2	BB: 1	S: 14	R: 0	H: 2	E: 0	LOB: 2	K: 3	BB: 0	S: 17	R: 0	H: 2	E: 0	LOB: 2	K: 2	BB: 0	S: 15	R: 0	H: 2	E: 0	LOB: 2	K: 2	BB: 0	S: 18	1B: 12	SF: 0	2B: 1	SAC: 1	3B: 0	DP: 2	HR: 1	HBP: 0
--------------	------	------	------	--------	------	-------	-------	------	------	------	--------	------	-------	-------	------	------	------	--------	------	-------	------	------	------	------	--------	------	-------	------	------	------	------	--------	------	-------	------	------	------	------	--------	------	-------	------	------	------	------	--------	------	-------	-------	------	------	------	--------	------	-------	-------	------	------	------	--------	------	-------	-------	------	------	------	--------	------	-------	-------	--------	-------	-------	--------	-------	-------	-------	--------

PITCHER	IP	WLS	BF	H	R	ER	SO	BB	IBB	HBP	BLK	WP	HR	S	P	ERA	WHIP
Bob Tewksbury, R (1, 1) ERA: 4.2	6.2		31	9	4	4	4	3	0	0	0	1	1	61	95	5.40	1.800
Ron Villone, L (7, 1) ERA:	0.2		4	2	0	0	2	0	0	0	0	0	0	11	15	0.00	3.000
Doug Bochtler, R (8, 1) ERA: 4.15	0.2		3	1	0	0	2	0	0	0	0	0	0	10	17	0.00	1.500
Trevor Hoffman, R (9, 1) ERA: 1.1	1.0	S	5	2	0	0	2	0	0	0	0	0	0	15	18	0.00	2.000

BOTTOM

San Diego Padres @ San Francisco Giants
3Com Park at Candlestick Point, San Francisco, CA

Sun Jun 30 1996, 6:33 AM EDT
Att. 26,373 - Sunny - 82 F

AB	39
R	4
H	14
RBI	4
BB	3
SO	10
LOB	27

livebaseballscorecards.com



Los Angeles Dodgers @ San Diego Padres
 Jack Murphy Stadium, San Diego, CA

Mon Jul 01 1996, 10:05 PM EDT
 Att: 40,343 - Unknown

AB	41
R	10
H	17
RBI	10
BB	2
SO	4
LOB	19



AB R H RBI BB SO LOB

5	2	1	0	0	0	3
5	1	1	0	0	0	3
5	1	4	3	0	0	0
4	2	2	2	1	1	2
5	1	1	0	0	1	5
0	1	0	0	0	0	0
4	1	1	0	0	1	2
1	0	1	1	0	0	0
5	1	5	3	0	0	0
4	0	0	0	1	0	4
3	0	1	1	0	1	0
0	0	0	0	0	0	0

WP:	1	PA:	44
PB:	0		
SB:	1		
CS:	1		

Batter	1	2	3	4	5	6	7	8	9
Chad Fonville, S (1, 7) OBP: 0.311, SLG: 0.263	2-2 E 1B 1B		0-2 FC4 1B 1-2f 1B	1-1 FC4-6 1-2f 2-3		0-1 G6-3		2-2 G4-3	
Delino DeShields, L (1, 4) OBP: 0.294, SLG: 0.344	1-1 E8 1-3 1B 1B		2-1 F8	0-1 P6		1-0 G4-3		1-0 F7	
Mike Piazza, R (1, 2) OBP: 0.437, SLG: 0.632	3-2 CS 2-H 3-H 1B 1B		1-0 1B 1-3 1B		0-0 HR	1-1 F8			0-2 FC5-4 1B
Eric Karros, R (1, 3) OBP: 0.309, SLG: 0.481	2-0 F9		1-1 1-2 3-H 1B		1-2 HR		4-2 WP 3B BB	0-3 K	
Raul Mondesi, R (1, 9) OBP: 0.290, SLG: 0.473 Roger Cedeno, S (9, PR) OBP: 0.327, SLG: 0.355	3-3 K 1-2		2-1 P4		2-2 HR 1B		1-1 G4-3 1-2	1-1 FC5-4 2B 1-2f	
Mike Blowers, R (1, 5) OBP: 0.333, SLG: 0.393 Juan Castro, R (7, 5) OBP: 0.268, SLG: 0.300		3-2 F9		0-0 BB 1B SF7 1B		2-1 G5-3 1-2		2-1 1B 2B 1-H	
Todd Hollandsworth, L (1, 8) OBP: 0.362, SLG: 0.411		1-1 G6-4-3 1B		1-2 FC4-6 1B 1-2		0-0 HR 2-H		0-0 1B 2-3	
Greg Gagne, R (1, 6) OBP: 0.350, SLG: 0.377		0-1 G6-4-3 1-2f		4-1 FC4-6 BB 1-2 2-3		0-0 F8		2-1 G4-3	
Tom Candiotti, R (1, 1) OBP: 0.100, SLG: 0.103 Mark Guthrie, R (8, 1)			0-1 FC4 1B	1-1 SF7 3-H		2-3 K		0-0 L9	

Inning Stats	R: 2	H: 3	R: 0	H: 1	R: 1	H: 3	R: 1	H: 2	R: 4	H: 4	R: 0	H: 0	R: 1	H: 1	R: 0	H: 0	R: 1	H: 3	
E: 1	LOB: 1	E: 0	LOB: 0	E: 0	LOB: 2	E: 0	LOB: 0	E: 0	LOB: 0	E: 0	LOB: 0	E: 0	LOB: 1	E: 0	LOB: 0	E: 0	LOB: 2	E: 0	LOB: 2
K: 1	BB: 0	K: 0	BB: 0	K: 0	BB: 1	K: 0	BB: 0	K: 1	BB: 1	K: 1	BB: 1	K: 0	BB: 0	K: 1	BB: 0	K: 0	BB: 0	K: 1	BB: 0
S: 12	P: 23	S: 7	P: 11	S: 12	P: 19	S: 15	P: 22	S: 5	P: 7	S: 11	P: 17	S: 5	P: 8	S: 13	P: 18	S: 13	P: 18	S: 13	P: 18

PITCHER	IP	WLS	BF	H	R	ER	SO	BB	IBB	HBP	BLK	WP	HR	S	P	ERA	WHIP
Tim Worrell, R (1, 1) ERA: 3.08	4.0	L	22	11	6	5	1	1	0	0	0	0	2	47	76	11.25	3.000
Willie Blair, R (5, 1) ERA: 4.1	2.0		8	2	2	2	1	0	0	0	0	0	1	16	24	9.00	1.000
Sean Bergman, R (7, 1) ERA: 4.92	2.0		8	1	1	1	1	1	0	0	0	1	0	16	25	4.50	1.000
Bryce Florie, R (9, 1) ERA: 3.23	1.0		6	3	1	1	1	0	0	0	0	0	0	13	18	9.00	3.000

WP:	1	PA:	44
PB:	0		
SB:	1		
CS:	1		

Batter	1	2	3	4	5	6	7	8	9
Rickey Henderson, R OBP: 0.409, SLG: 0.337 Bryce Florie, R (9, 1)	3-1 G6-3 1B	1-0 G6-3 1B		4-2 BB		1-0 1B		4-2 FC1 BB	
Tony Gwynn, L OBP: 0.386, SLG: 0.439 Sean Bergman, R OBP: 0.100, SLG: 0.200 Marc Newfield, R OBP: 0.365, SLG: 0.459 (8, PH) (9, 7)	3-2 BB 1B		3-0 G3	2-1 G4-3		1-2 1B		0-0 FC1 BB	1-2 2-3 3-H
Steve Finley, L OBP: 0.333, SLG: 0.506 (1, 8)	1-0 F9		2-1 HR		1-0 2B 1B	0-1 G4-3		1-2 G4-3	
Ken Caminiti, S OBP: 0.355, SLG: 0.479 Archi Cianfrocco, R OBP: 0.313, SLG: 0.406 (1, 5) (8, 5)	4-1 1B BB		1-0 G6-3 1B		0-0 F8		1-0 G1-3		0-0 P3
Scott Livingstone, L OBP: 0.300, SLG: 0.358 Brian Johnson, R OBP: 0.308, SLG: 0.493 (1, 3) (9, PH)	1-1 FC6-4 1B		1-1 G6-3		0-3 K		2-1 F7		1-3 K
John Flaherty, R OBP: 0.295, SLG: 0.454 (1, 2)	1-1 FC6-4		0-1 P6		1-1 2B		1-3 K		1-0 G4-3
Chris Gomez, R OBP: 0.358, SLG: 0.329 (1, 6)		1-0 FC3-6 1B		0-1 SH3-4 1B		1-1 F8		4-2 FC6-4 FC1 1B BB	
Luis Lopez, S OBP: 0.213, SLG: 0.257 (1, 4)		2-1 FC3-6 SH1-4		0-0 F7		1-1 F8		0-1 FC6-4 1B	
Tim Worrell, R Willie Blair, R Chris Gwynn, L OBP: 0.317, SLG: 0.278 (1, 1) (5, 1) (6, PH) (7, 9)		0-2 SH1-4		0-0 SH3-4		0-1 G3-1		3-2 FC6-4 FC1 BB	1-2 2-3

AB	R	H	RBI	BB	SO	LOB
3	0	1	0	2	0	1
0	0	0	0	0	0	0
4	1	2	0	0	0	2
0	0	0	0	0	0	0
1	0	0	0	0	0	3
5	1	2	1	0	0	6
3	0	1	0	1	0	1
1	0	0	0	0	0	0
4	0	1	1	0	1	2
1	0	0	0	0	1	0
5	0	1	0	0	1	3
3	0	2	0	1	0	2
4	0	1	0	0	0	2
0	0	0	0	0	0	0
0	0	0	0	0	0	0
2	0	0	0	0	0	2

AB	R	H	RBI	BB	SO	LOB
36	2	11	2	4	3	24

WP: 0	PA: 42
PB: 0	
SB: 0	
CS: 0	



WP	PA
0	42

Inning Stats	R	H	E	K	S	IP	WLS	BF	H	R	ER	SO	BB	IBB	HBP	BLK	WP	HR	S	P	ERA	WHIP
1	1	2	0	0	11	7.2		38	11	2	2	2	4	0	0	0	0	1	74	125	2.35	1.957
2	0	1	0	7	0	1.1		4	0	0	0	1	0	0	0	0	0	9	12		0.00	0.000

Los Angeles Dodgers @ San Diego Padres
 Jack Murphy Stadium, San Diego, CA
 Mon Jul 01 1996, 10:05 PM EDT
 Att. 40,343 - Unknown

livebaseballscorecards.com

Batter	1	2	3	4	5	6	7	8	9	AB R H RBI BB SO LOB	TOP											
Chad Fonville, S (1, 8) OBP: 0.308, SLG: 0.268	0-0 B3-4		2-1 G5-3		2-2 SH3-4 1B 2B		2-3 K		1-2 P5	5 1 1 0 0 1 0	Los Angeles Dodgers @ San Diego Padres Jack Murphy Stadium, San Diego, CA Tue Jul 02 1996, 10:05 PM EDT Att. 28,294 - Unknown livebaseballscorecards.com											
Delino DeShields, L (1, 4) OBP: 0.296, SLG: 0.349	1-1 G6-3		2-3 K		0-0 SH3-4		1-1 2B 2B		3-1 E S 1B 1B	4 2 2 0 0 1 0												
Raul Mondesi, R (1, 9) OBP: 0.294, SLG: 0.478	3-2 F9		0-0 F7		0-0 PB 1B		1-2 F8 2-H 2B		1-1 WP 1B	5 0 3 3 0 0 0												
Eric Karros, R (1, 3) OBP: 0.311, SLG: 0.480		2-1 BB 3B 1B		0-2 2B 1B		3-2 L8		1-2 F8 2-3	3-2 F9	5 2 2 0 0 0 3												
Mike Blowers, R (1, 5) OBP: 0.332, SLG: 0.394		2-3 SAFE K		3-2 FC5 1-H 2B		3-0 F8		0-3 K		4 0 1 1 0 2 3												
Billy Ashley, R (1, 7) OBP: 0.259, SLG: 0.380 Todd Hollandsworth, L (8, PH) OBP: 0.361, SLG: 0.409 (8, 7)		4-1 3B BB		3-0 F7		3-3 K		1-3 K		2 1 0 0 1 1 1 1 0 0 0 0 1 0												
Greg Gagne, R (1, 6) OBP: 0.353, SLG: 0.393		0-0 SH1-3 3B		0-0 F7		3-2 S 1B		1-3 K		4 1 2 2 0 1 1												
Tom Prince, R (1, 2) OBP: 0.326, SLG: 0.444		0-0 SH1-3		4-0 IBB		3-3 SAFE K		0-3 K		2 0 0 1 1 2 1												
Pedro Astacio, R (1, 1) OBP: 0.059, SLG: 0.030 Scott Radinsky, L (7, 1) Dave Hansen, L (9, PH) OBP: 0.270, SLG: 0.182 Chan Ho Park, R (9, 1) OBP: 0.154, SLG: 0.083		0-0 F8		0-0 FC5		1-1 G5-3			1-2 F8	3 0 0 0 0 0 3 0 0 0 0 0 0 0 1 0 0 0 0 0 0 0 0 0 0 0 0 0												
Inning Stats	R: 0 E: 0 K: 0 S: 10	H: 0 LOB: 0 BB: 0 P: 14	R: 3 E: 0 K: 1 S: 10	H: 2 LOB: 0 BB: 1 P: 18	R: 0 E: 0 K: 1 S: 6	H: 0 LOB: 0 BB: 0 P: 10	R: 1 E: 0 K: 0 S: 9	H: 2 LOB: 2 BB: 1 P: 19	R: 1 E: 0 K: 0 S: 13	H: 2 LOB: 1 BB: 0 P: 21		R: 0 E: 0 K: 2 S: 11	H: 1 LOB: 1 BB: 0 P: 21	R: 1 E: 0 K: 2 S: 14	H: 2 LOB: 1 BB: 0 P: 19	R: 0 E: 0 K: 3 S: 10	H: 0 LOB: 0 BB: 0 P: 12	R: 1 E: 0 K: 0 S: 15	H: 2 LOB: 1 BB: 0 P: 23	1B: 6 2B: 4 3B: 1 HR: 0	SF: 0 SAC: 2 DP: 0 HBP: 0	WP: 1 PB: 1 SB: 2 CS: 0
PITCHER	IP WLS BF H R ER SO BB IBB HBP BLK WP HR S P ERA WHIP																					
Fernando Valenzuela, L (1, 1) ERA: 3.76	5.0 L 23 6 5 5 2 1 1 0 0 0 0 48 82 9.00 1.400																					
Bryce Florie, R (6, 1) ERA: 3.29	2.0 9 3 1 1 4 0 0 0 0 0 0 25 40 4.50 1.500																					
Scott Sanders, R (8, 1) ERA: 3.27	1.0 3 0 0 0 3 0 0 0 0 0 0 10 12 0.00 0.000																					
Doug Bochtler, R (9, 1) ERA: 4.31	1.0 5 2 1 1 0 0 0 0 0 1 0 15 23 9.00 2.000																					



Batter	1	2	3	4	5	6	7	8	9	AB	R	H	RBI	BB	SO	LOB
Rickey Henderson, R (1, 9) OBP: 0.404, SLG: 0.332	1-3 K		2-2 F8			2-1 G6-3	3-1 F4			4	0	0	0	0	1	3
Scott Livingstone, L (1, 3) OBP: 0.292, SLG: 0.349 Archi Cianfrocco, R (7, PH) OBP: 0.310, SLG: 0.403	1-1 G6-3		0-0 F8			1-0 F8	3-2 K			3	0	0	0	0	0	1
Steve Finley, L (1, 8) OBP: 0.338, SLG: 0.514	3-2 2B				1-0 G4-3	1-2 1B		0-1 SF8 2B		4	1	3	0	0	0	0
Ken Caminiti, S (1, 5) OBP: 0.351, SLG: 0.471	0-0 F8				1-3 K	0-3 K		0-1 F9 2-3		4	0	0	0	0	2	3
Marc Newfield, R (1, 7) OBP: 0.362, SLG: 0.456		0-0 P5			1-0 G5-3		1-0 2B 1B	1-2 SF8		3	1	1	1	0	0	0
John Flaherty, R (1, 2) OBP: 0.294, SLG: 0.450		2-2 L8			2-1 1B 1B		2-3 K	1-1 L7		4	0	1	0	0	1	1
Chris Gomez, R (1, 6) OBP: 0.365, SLG: 0.341		2-1 G4-3			1-0 G6-4-3 1B		0-1 1B 2B		4-2 G4-6-3 BB	3	1	2	0	1	0	0
Jody Reed, R (1, 4) OBP: 0.315, SLG: 0.293			0-0 SH1-3 1B		1-3 K		4-0 1B BB		0-1 F7	3	0	1	0	1	1	3
Fernando Valenzuela, L (1, 1) OBP: 0.133, SLG: 0.133 Chris Gwynn, L (5, PH) OBP: 0.313, SLG: 0.273 Bryce Fierste, R (6, 1) Brian Johnson, R (7, PH) OBP: 0.313, SLG: 0.496 Scott Sanders, R (8, 1) Doug Bochtler, R (9, 1) Luis Lopez, S (9, PH) OBP: 0.211, SLG: 0.255			0-0 SH1-3		2-2 G6-4-3 1-2f		1-2 2-H 3-H 1B		0-2 G4-6-3 1-2f	0	0	0	0	0	0	0

Inning Stats	R: 0	H: 1	E: 0	K: 1	S: 9	LOB: 1	BB: 0	P: 14	R: 0	H: 0	E: 0	K: 0	S: 6	LOB: 0	BB: 0	P: 10	R: 0	H: 1	E: 0	K: 1	S: 7	LOB: 1	BB: 0	P: 9	R: 0	H: 0	E: 0	K: 1	S: 5	LOB: 0	BB: 0	P: 8	R: 0	H: 2	E: 0	K: 1	S: 11	LOB: 1	BB: 0	P: 17	R: 0	H: 1	E: 0	K: 1	S: 9	LOB: 1	BB: 0	P: 13	R: 2	H: 3	E: 0	K: 2	S: 15	LOB: 2	BB: 1	P: 29	R: 1	H: 1	E: 0	K: 0	S: 9	LOB: 0	BB: 0	P: 11	R: 0	H: 0	E: 0	K: 0	S: 7	LOB: 0	BB: 1	P: 11	1B: 6	SF: 1	2B: 3	SAC: 1	3B: 0	DP: 2	HR: 0	HBP: 0	WP: 0	PA: 36
--------------	------	------	------	------	------	--------	-------	-------	------	------	------	------	------	--------	-------	-------	------	------	------	------	------	--------	-------	------	------	------	------	------	------	--------	-------	------	------	------	------	------	-------	--------	-------	-------	------	------	------	------	------	--------	-------	-------	------	------	------	------	-------	--------	-------	-------	------	------	------	------	------	--------	-------	-------	------	------	------	------	------	--------	-------	-------	-------	-------	-------	--------	-------	-------	-------	--------	-------	--------

PITCHER	IP	WLS	BF	H	R	ER	SO	BB	IBB	HBP	BLK	WP	HR	S	P	ERA	WHIP
Pedro Astacio, R (1, 1) ERA: 3.99	6.2	W	28	8	2	2	5	1	0	0	0	0	0	58	93	2.70	1.350
Scott Radinsky, L (7, 1) ERA: 2.52	1.1		5	1	1	1	1	0	0	0	0	0	0	13	18	6.75	0.750
Chan Ho Park, R (9, 1) ERA: 2.98	1.0		3	0	0	0	0	1	0	0	0	0	0	7	11	0.00	1.000

BOTTOM

Los Angeles Dodgers @ San Diego Padres
Jack Murphy Stadium, San Diego, CA
 Tue Jul 02 1996, 10:05 PM EDT
 Att. 28,294 - Unknown

AB	32
R	3
H	9
RBI	3
BB	2
SO	6
LOB	16



PITCHER	IP	WLS	BF	H	R	ER	SO	BB	IBB	HBP	BLK	WP	HR	S	P	ERA	WHIP
---------	----	-----	----	---	---	----	----	----	-----	-----	-----	----	----	---	---	-----	------

Batter	1	2	3	4	5	6	7	8	9	AB R H RBI BB SO LOB	TOP													
Chad Fonville, S (1, 8) OBP: 0.304, SLG: 0.260	1-3 K		1-0 G4-3		2-1 G6-3		4-2 BB BB		1-2 G3	4 0 0 0 1 1 2	Los Angeles Dodgers @ San Diego Padres Jack Murphy Stadium, San Diego, CA Wed Jul 03 1996, 10:05 PM EDT Att. 48,841 - Unknown - 79 F livebaseballscorecards.com													
Delino DeShields, L (1, 4) OBP: 0.298, SLG: 0.349	1-3 K		2-2 S 1B		3-2 F7		4-1 BB 1-2 BB			3 0 1 1 1 1 0														
Mike Piazza, R (1, 2) OBP: 0.434, SLG: 0.627	1-1 G5-3		1-2 G1		0-0 FC6-4 1B		0-0 G5-3			4 0 1 0 0 0 3														
Eric Karros, R (1, 3) OBP: 0.310, SLG: 0.480		1-3 K		1-1 1B 2B	2-1 FC6-4		0-1 G6-3			4 1 1 0 0 1 1														
Raul Mondesi, R (1, 9) OBP: 0.291, SLG: 0.473		1-2 G1-3		0-0 F7		2-1 G6-3	2-1 F8			4 0 0 0 0 0 1														
Mike Blowers, R (1, 5) OBP: 0.334, SLG: 0.396		1-2 1B		0-1 FC1 1B		0-0 P4	2-3 K2-3			4 0 2 1 0 1 0														
Todd Hollandsworth, L (1, 7) OBP: 0.354, SLG: 0.401		0-3 K		1-0 FC1 1B		1-3 K		3-3 K		4 0 0 0 0 3 2														
Greg Gagne, R (1, 6) OBP: 0.361, SLG: 0.401			0-1 G4-3 SH3-4 1B	1-1 1-3 1B		3-1 G6-3	0-1 1B			4 1 3 0 0 0 0														
Ramon Martinez, R (1, 1) OBP: 0.053, SLG: 0.053 Antonio Osuna, R (7, 1) Dave Hansen, L (9, PH) OBP: 0.266, SLG: 0.179			1-0 SH3-4	0-0 G4-3		2-3 K	1-3 K			2 0 0 0 0 1 2 0 0 0 0 0 0 0 1 0 0 0 0 1 1														
Inning Stats	R: 0 E: 0 K: 2 S: 10	H: 0 LOB: 0 BB: 0 P: 13	R: 0 E: 0 K: 2 S: 12	H: 1 LOB: 1 BB: 0 P: 15	R: 1 E: 0 K: 0 S: 10	H: 2 LOB: 1 BB: 0 P: 15	R: 1 E: 0 K: 0 S: 10	H: 3 LOB: 2 BB: 0 P: 12	R: 0 E: 0 K: 0 S: 9	H: 1 LOB: 1 BB: 0 P: 16	R: 0 E: 0 K: 1 S: 6	H: 0 LOB: 0 BB: 0 P: 9	R: 0 E: 0 K: 1 S: 10	H: 0 LOB: 2 BB: 2 P: 23	R: 0 E: 0 K: 1 S: 7	H: 0 LOB: 0 BB: 0 P: 11	R: 0 E: 0 K: 2 S: 12	H: 1 LOB: 1 BB: 0 P: 16	1B: 7 2B: 1 3B: 0 HR: 0	SF: 0 SAC: 1 DP: 0 HBP: 0	WP: 0 PB: 0 SB: 1 CS: 0	PA: 37		
PITCHER	IP WLS BF H R ER SO BB IBB HBP BLK WP HR S P ERA WHIP	IP WLS BF H R ER SO BB IBB HBP BLK WP HR S P ERA WHIP	IP WLS BF H R ER SO BB IBB HBP BLK WP HR S P ERA WHIP	IP WLS BF H R ER SO BB IBB HBP BLK WP HR S P ERA WHIP	IP WLS BF H R ER SO BB IBB HBP BLK WP HR S P ERA WHIP	IP WLS BF H R ER SO BB IBB HBP BLK WP HR S P ERA WHIP	IP WLS BF H R ER SO BB IBB HBP BLK WP HR S P ERA WHIP	IP WLS BF H R ER SO BB IBB HBP BLK WP HR S P ERA WHIP	IP WLS BF H R ER SO BB IBB HBP BLK WP HR S P ERA WHIP	IP WLS BF H R ER SO BB IBB HBP BLK WP HR S P ERA WHIP	IP WLS BF H R ER SO BB IBB HBP BLK WP HR S P ERA WHIP	IP WLS BF H R ER SO BB IBB HBP BLK WP HR S P ERA WHIP	IP WLS BF H R ER SO BB IBB HBP BLK WP HR S P ERA WHIP	IP WLS BF H R ER SO BB IBB HBP BLK WP HR S P ERA WHIP	IP WLS BF H R ER SO BB IBB HBP BLK WP HR S P ERA WHIP	IP WLS BF H R ER SO BB IBB HBP BLK WP HR S P ERA WHIP	IP WLS BF H R ER SO BB IBB HBP BLK WP HR S P ERA WHIP	IP WLS BF H R ER SO BB IBB HBP BLK WP HR S P ERA WHIP	IP WLS BF H R ER SO BB IBB HBP BLK WP HR S P ERA WHIP	IP WLS BF H R ER SO BB IBB HBP BLK WP HR S P ERA WHIP	IP WLS BF H R ER SO BB IBB HBP BLK WP HR S P ERA WHIP	IP WLS BF H R ER SO BB IBB HBP BLK WP HR S P ERA WHIP	IP WLS BF H R ER SO BB IBB HBP BLK WP HR S P ERA WHIP	IP WLS BF H R ER SO BB IBB HBP BLK WP HR S P ERA WHIP
Joey Hamilton, R (1, 1) ERA: 4.76 Trevor Hoffman, R (8, 1) ERA: 1.05																								



Batter	1	2	3	4	5	6	7	8	9	AB	R	H	RBI	BB	SO	LOB
--------	---	---	---	---	---	---	---	---	---	----	---	---	-----	----	----	-----

Rickey Henderson, R OBP: 0.408, SLG: 0.331 (1, 9) (8, 7)	F8		1B S HBP BB				G4-3 S 1B BB			1	2	0	0	3	0	0
Scott Livingstone, L OBP: 0.291, SLG: 0.345 Archi Cianfrocco, R OBP: 0.310, SLG: 0.403 (1, 3) (9, 3)	BB 1B G2-3 1B		H	G4-3			F8			4	0	1	0	0	1	3
Steve Finley, L OBP: 0.339, SLG: 0.514 (1, 8)	BB 1-2 1B		HBP BB SF7 1B			G6-3	G4-3			4	1	2	0	0	0	1
Ken Caminiti, S OBP: 0.359, SLG: 0.473 (1, 5)	BB 1-2 2-3 BB		SF7 HBP BB			WP 1B	1B BB			1	0	1	0	3	0	0
Marc Newfield, R OBP: 0.365, SLG: 0.453 Trevor Hoffman, R (8, 1)	G2-3 3-H		SF7 HBP			F8	FC6-4 1B			3	0	1	2	0	0	4
Brian Johnson, R OBP: 0.311, SLG: 0.493 (1, 2)			SF7			F9	FC6-4			3	0	1	1	0	0	3
Chris Gomez, R OBP: 0.358, SLG: 0.333 (1, 6)			F9			G5-3				4	0	0	0	0	0	3
Jody Reed, R OBP: 0.312, SLG: 0.289 (1, 4)			F9			G5-3				4	0	0	0	0	1	1
Joey Hamilton, R OBP: 0.171, SLG: 0.200 Chris Gwynn, L OBP: 0.308, SLG: 0.268 (8, 9)			K			K				3	0	0	0	0	3	1
			K			K				1	0	0	0	0	1	0

Inning Stats	R: 0	H: 2	E: 0	K: 0	S: 11	R: 0	H: 1	E: 0	K: 1	S: 10	R: 2	H: 1	E: 0	K: 1	S: 14	R: 0	H: 0	E: 0	K: 1	S: 9	R: 0	H: 1	E: 0	K: 0	S: 8	R: 0	H: 0	E: 0	K: 1	S: 7	R: 1	H: 1	E: 0	K: 0	S: 10	R: 0	H: 0	E: 0	K: 2	S: 9	R: 0	H: 0	E: 0	K: 2	S: 16
	LOB: 2	BB: 1	P: 16	LOB: 1	BB: 0	LOB: 1	BB: 2	LOB: 2	BB: 2	P: 19	LOB: 1	BB: 2	LOB: 1	BB: 0	P: 12	LOB: 0	BB: 0	LOB: 2	BB: 2	P: 25	LOB: 0	BB: 0	LOB: 0	BB: 0	P: 16	LOB: 0	BB: 0	LOB: 0	BB: 0	P: 16	LOB: 0	BB: 0	LOB: 0	BB: 0	P: 16	LOB: 0	BB: 0	LOB: 0	BB: 0	P: 16	LOB: 0	BB: 0	LOB: 0	BB: 0	P: 16

PITCHER	IP	WLS	BF	H	R	ER	SO	BB	IBB	HBP	BLK	WP	HR	S	P	ERA	WHIP
Ramon Martinez, R ERA: 3.67 (1, 1)	6.2	L	32	6	3	3	4	6	0	1	0	1	0	68	126	4.05	1.800
Antonio Osuna, R ERA: 2.08 (7, 1)	1.1		4	0	0	0	2	0	0	0	0	0	0	10	19	0.00	0.000

BOTTOM

Los Angeles Dodgers @ San Diego Padres
Jack Murphy Stadium, San Diego, CA
 Wed Jul 03 1996, 10:05 PM EDT
 Att: 48,841 - Unknown - 79 F

AB	28
R	3
H	6
RBI	3
BB	6
SO	6
LOB	16



WP	PA	ERA	WHIP
1	36		

Batter	1	2	3	4	5	6	7	8	9	AB R H RBI BB SO LOB	TOP
Marvin Benard, L (1, 8) <small>OBP: 0.332, SLG: 0.306</small>	0-0 		1-3 			0-0 	1-1 		2-3 	5 0 2 1 0 2 1	
Stan Javier, S (1, 9) <small>OBP: 0.342, SLG: 0.399</small>	1-1 			1-1 		1-1 	0-1 		1-3 	5 0 1 0 0 1 3	
Mark Carreon, R (1, 3) <small>OBP: 0.322, SLG: 0.451</small> Jeff Juden, R (6, 1)	1-0 			1-0 		0-1 	1-2 			3 0 0 0 0 0 2	
Dan Peltier, L (7, PH) <small>OBP: 0.400, SLG: 0.385</small> Doug Creek, L (7, 1)										0 0 0 0 0 0 0	
Matt Williams, R (1, 5) <small>OBP: 0.371, SLG: 0.513</small>		1-0 		0-1 		1-2 	2-1 			4 0 1 0 0 0 3	
Barry Bonds, L (1, 7) <small>OBP: 0.417, SLG: 0.579</small>		3-0 		0-3 		2-3 	2-1 			4 0 0 0 0 2 3	
Shawon Dunston, R (1, 6) <small>OBP: 0.352, SLG: 0.470</small>		2-2 			1-1 		3-2 		0-3 	4 1 3 0 0 1 0	
Steve Scarsone, R (1, 4) <small>OBP: 0.302, SLG: 0.387</small>		0-2 			0-0 		0-0 		2-3 	4 1 2 1 0 1 1	
Kirt Manwaring, R (1, 2) <small>OBP: 0.349, SLG: 0.342</small> Steve Decker, R (7, PH) <small>OBP: 0.336, SLG: 0.293</small>			1-3 		0-1 		4-1 		1-0 	2 0 0 0 0 1 2	
Mark Leiter, R (1, 1) <small>OBP: 0.162, SLG: 0.167</small> Jose Bautista, R (6, 1) <small>OBP: 0.250, SLG: 0.250</small> Dave McCarty, R (6, 3) <small>OBP: 0.362, SLG: 0.400</small>			0-0 		0-3 		0-0 		1-0 	2 0 0 0 0 1 1	
Inning Stats	R: 0 H: 0 E: 0 LOB: 0 K: 0 BB: 0 S: 4 P: 6	R: 0 H: 1 E: 0 LOB: 1 K: 0 BB: 0 S: 9 P: 15	R: 0 H: 0 E: 0 LOB: 0 K: 2 BB: 0 S: 7 P: 9	R: 0 H: 1 E: 0 LOB: 1 K: 1 BB: 0 S: 8 P: 10	R: 0 H: 2 E: 0 LOB: 1 K: 1 BB: 0 S: 9 P: 10	R: 0 H: 2 E: 0 LOB: 2 K: 1 BB: 0 S: 12 P: 16	R: 4 H: 5 E: 0 LOB: 1 K: 0 BB: 1 S: 16 P: 27	R: 0 H: 0 E: 0 LOB: 0 K: 2 BB: 0 S: 9 P: 13	R: 0 H: 1 E: 0 LOB: 1 K: 2 BB: 0 S: 8 P: 13	1B: 9 SF: 0 2B: 3 SAC: 0 3B: 0 DP: 2 HR: 0 HBP: 0	WP: 1 PA: 38 PB: 0 SB: 0 CS: 0
PITCHER Bob Tewksbury, R (1, 1) <small>ERA: 4.22</small> Willie Blair, R (7, 1) <small>ERA: 4.27</small> Doug Bochtler, R (7, 1) <small>ERA: 4.05</small> Ron Villone, L (9, 1) <small>ERA:</small>	IP WLS BF H R ER SO BB IBB HBP BLK WP HR S P ERA WHIP 6.0 W 26 8 3 3 5 1 0 0 0 0 0 0 55 79 4.50 1.500 0.0 2 2 0 0 0 0 0 0 0 0 0 0 3 4 ∞ ∞ 2.0 6 1 1 1 2 0 0 0 0 1 0 16 23 4.50 0.500 1.0 4 1 0 0 2 0 0 0 0 0 0 8 13 0.00 1.000	PITCHER IP WLS BF H R ER SO BB IBB HBP BLK WP HR S P ERA WHIP 0.0 0 0 0 0 0 0 0 0 0 0 0 0 0 0 0.00 0.000									

San Francisco Giants @ San Diego Padres
 Jack Murphy Stadium, San Diego, CA
 Thu Jul 04 1996, 6:33 AM EDT
 Att. 14,111 - Unknown - 80 F

AB	37
R	4
H	12
RBI	3
BB	1
SO	9
LOB	16



Batter	1	2	3	4	5	6	7	8	9
Rickey Henderson, R OBP: 0.414, SLG: 0.339 (1, 9) (7, 7)	2-3 K		4-2 S BB		1-1 E 2B HBP	1-2 1B 1B	3-1 CS 1-H 2B		
Scott Livingstone, L OBP: 0.298, SLG: 0.350 Archi Cianfrocco, R OBP: 0.308, SLG: 0.400 (1, 3) (7, PH) (8, 3)	2-2 1B		3-2 F8		1-1 E3 2B 1B	0-0 1B E 1B	1-2 CS	1-0 F7	
Steve Finley, L OBP: 0.343, SLG: 0.527 (1, 8)	1-3 K				1-1 HR	0-1 1B 2B	0-0 E9 1B WP 1B	0-1 G4-3	
Ken Caminiti, S OBP: 0.363, SLG: 0.472 (1, 5)	3-3 K				4-2 FC4-6 BB	0-1 G3	2-2 G6-3 WP 1B	4-2 2B BB	
Marc Newfield, R OBP: 0.363, SLG: 0.444 Ron Villone, L (9, 1)		2-2 G6-3			0-0 FC4-6 1B 1-2f	4-0 1B IBB	3-2 G6-3	2-1 2B	
John Flaherty, R OBP: 0.292, SLG: 0.444 (1, 2)		1-3 K			0-0 S 1B	0-2 P4	1-2 F8	0-2 G5-3	
Chris Gomez, R OBP: 0.356, SLG: 0.331 (1, 6)		2-3 K			2-3 K 1-2	1-0 1B			
Luis Lopez, S OBP: 0.221, SLG: 0.250 (1, 4)			0-3 K		4-0 FC5-4 IBB	2-0 F9	4-1 WP 2B BB		
Bob Tewksbury, R OBP: 0.050, SLG: 0.026 Willie Blair, R (7, 1)			0-0 G4-3		2-2 FC5-4		0-0 G3	2-3 K	
Chris Gwynn, L OBP: 0.303, SLG: 0.263 Doug Bochtler, R (7, 1)									
Rob Deer, R OBP: 1.000, SLG: 2.000 (8, PH)									

Inning Stats	R: 0 E: 0 K: 3 S: 12	H: 1 LOB: 1 BB: 0 P: 20	R: 0 E: 0 K: 2 S: 9	H: 0 LOB: 0 BB: 0 P: 14	R: 0 E: 0 K: 1 S: 13	H: 0 LOB: 1 BB: 1 P: 20	R: 1 E: 0 K: 1 S: 14	H: 2 LOB: 3 BB: 2 P: 27	R: 3 E: 1 K: 0 S: 12	H: 2 LOB: 2 BB: 1 P: 21	R: 3 E: 1 K: 0 S: 17	H: 4 LOB: 1 BB: 0 P: 24	R: 1 E: 0 K: 2 S: 11	H: 1 LOB: 0 BB: 1 P: 23	R: 0 E: 0 K: 0 S: 13	H: 1 LOB: 2 BB: 1 P: 20
--------------	-------------------------------	----------------------------------	------------------------------	----------------------------------	-------------------------------	----------------------------------	-------------------------------	----------------------------------	-------------------------------	----------------------------------	-------------------------------	----------------------------------	-------------------------------	----------------------------------	-------------------------------	----------------------------------

PITCHER	IP	WLS	BF	H	R	ER	SO	BB	IBB	HBP	BLK	WP	HR	S	P	ERA	WHIP
Mark Leiter, R ERA: 4.45 (1, 1)	5.0	L	26	5	4	2	7	2	2	1	0	0	1	60	102	3.60	1.400
Jose Bautista, R ERA: 3.25 (6, 1)	0.1		5	4	3	2	0	0	0	0	0	0	0	9	12	54.00	12.000
Jeff Juden, R ERA: 4.17 (6, 1)	0.2		2	0	0	0	0	0	0	0	0	1	0	8	12	0.00	0.000
Doug Creek, L ERA: 5.93 (7, 1)	2.0		9	2	1	1	2	2	0	0	0	1	0	24	43	4.50	2.000

BOTTOM

San Francisco Giants @ San Diego Padres
Jack Murphy Stadium, San Diego, CA

Thu Jul 04 1996, 6:33 AM EDT
Att. 14,111 - Unknown - 80 F

AB	R	H	RBI	BB	SO	LOB
3	2	2	1	1	1	0
4	2	2	0	0	0	2
1	0	0	0	0	0	0
5	3	3	3	0	1	1
3	0	1	0	2	1	3
3	0	0	0	1	0	2
0	0	0	0	0	0	0
5	0	1	0	0	1	6
4	0	1	2	0	3	2
2	1	0	0	2	1	2
3	0	0	0	0	0	3
0	0	0	0	0	0	0
1	0	0	0	0	1	1
0	0	0	0	0	0	0
1	0	1	0	0	0	0

AB	35
R	8
H	11
RBI	6
BB	6
SO	9
LOB	22

WP: 2 PA: 43
PB: 0
SB: 2
CS: 1



PITCHER	IP	WLS	BF	H	R	ER	SO	BB	IBB	HBP	BLK	WP	HR	S	P	ERA	WHIP
Mark Leiter, R ERA: 4.45 (1, 1)	5.0	L	26	5	4	2	7	2	2	1	0	0	1	60	102	3.60	1.400
Jose Bautista, R ERA: 3.25 (6, 1)	0.1		5	4	3	2	0	0	0	0	0	0	0	9	12	54.00	12.000
Jeff Juden, R ERA: 4.17 (6, 1)	0.2		2	0	0	0	0	0	0	0	0	1	0	8	12	0.00	0.000
Doug Creek, L ERA: 5.93 (7, 1)	2.0		9	2	1	1	2	2	0	0	0	1	0	24	43	4.50	2.000

Batter	1	2	3	4	5	6	7	8	9	10	11	AB R H RBI BB SO LOB	TOP										
Marvin Benard, L (1, 8) OBP: 0.329, SLG: 0.304	1-2 P6			0-0 F8		0-0 G3-1		0-0 FC4-6 WP 1B	2-0 1B			5 0 1 3 0 0 2	San Francisco Giants @ San Diego Padres Jack Murphy Stadium, San Diego, CA Fri Jul 05 1996, 10:05 PM EDT Att: 22,589 - Unknown - 75 F										
Stan Javier, S (1, 9) OBP: 0.343, SLG: 0.397	0-1 G4-3			4-2 3B BB		1-2 G4-3		1-2 WP 1B	0-2 G6-3			4 1 1 1 1 0 2											
Mark Carreon, R (1, 3) OBP: 0.320, SLG: 0.463	0-3 K			1-0 G5-3 1-H 3B			1-1 G5-3	0-1 P3				5 1 1 1 0 1 2											
Matt Williams, R (1, 5) OBP: 0.366, SLG: 0.505				0-2 G5-3			1-3 K	1-1 G6-3				5 0 0 1 0 1 2											
Barry Bonds, L (1, 7) OBP: 0.416, SLG: 0.575				1-3 K			1-2 1B					4 0 1 0 1 2 0											
Shawon Dunston, R (1, 6) OBP: 0.349, SLG: 0.463				1-1 F8			2-0 F8					5 1 1 0 0 0 1											
Robby Thompson, R (1, 4) OBP: 0.294, SLG: 0.371				2-0 G5-3			2-3 K					4 2 1 0 1 1 0											
Tom Lampkin, L (1, 2) OBP: 0.333, SLG: 0.394 Rod Beck, R (11, 1)				0-2 F7			1-0 P5					5 1 1 0 0 1 2 0 0 0 0 0 0 0											
William Van Landingham, R (1, 1) OBP: 0.216, SLG: 0.206 Mark Dewey, R (5, 1) Dave McCarty, R (8, PH) OBP: 0.373, SLG: 0.400 Rich DeLucia, R (8, 1) Dan Peltier, L (9, PH) OBP: 0.415, SLG: 0.385 Jose Bautista, R (9, 1) OBP: 0.260, SLG: 0.250 Kirt Manwaring, R (11, 2) OBP: 0.349, SLG: 0.342				1-3 K			1-3 K					1 0 0 0 0 0 1 0 1 0 0 0 0 0 1 0 0 0 0 0 0 1 0 0 0 0 0 0 0 0 0 0 0 0 0 0 0 1 0 0 0 0 0 0 0 0 0 0 0 0 0 0 0 0 0 0											
Inning Stats	R: 0 H: 0 E: 0 K: 1 S: 8	H: 0 LOB: 0 BB: 0 P: 9	R: 0 H: 0 E: 0 K: 1 S: 7	H: 0 LOB: 0 BB: 0 P: 10	R: 0 H: 0 E: 0 K: 1 S: 7	H: 0 LOB: 0 BB: 0 P: 10	R: 2 H: 1 E: 0 K: 1 S: 10	H: 1 LOB: 0 BB: 1 P: 16	R: 0 H: 0 E: 0 K: 1 S: 7	H: 0 LOB: 0 BB: 0 P: 11	R: 0 H: 0 E: 0 K: 1 S: 10	H: 1 LOB: 1 BB: 0 P: 15		R: 2 H: 2 E: 0 K: 0 S: 16	H: 2 LOB: 2 BB: 2 P: 27	R: 2 H: 3 E: 0 K: 1 S: 21	H: 3 LOB: 2 BB: 1 P: 32	R: 0 H: 0 E: 0 K: 0 S: 13	H: 0 LOB: 0 BB: 1 P: 20	R: 0 H: 0 E: 0 K: 0 S: 7	H: 0 LOB: 0 BB: 0 P: 13	1B: 6 SF: 0 2B: 0 SAC: 0 3B: 1 DP: 0 HR: 0 HBP: 0	WP: 1 PA: 45 PB: 0 SB: 0 CS: 1
PITCHER	IP WLS BF H R ER SO BB IBB HBP BLK WP HR S P ERA WHIP													IP WLS BF H R ER SO BB IBB HBP BLK WP HR S P ERA WHIP									
Scott Sanders, R (1, 1) ERA: 3.17	7.0 24 2 2 2 7 1 0 0 0 0 0 0 56 80 2.57 0.429												Sean Bergman, R (10, 1) ERA: 4.81	2.0 6 0 0 0 0 1 0 0 0 0 0 0 7 16 ∞ ∞									
Bryce Florie, R (8, 1) ERA: 3.73	0.0 3 1 2 2 0 2 0 0 0 0 0 0 7 16 ∞ ∞																						
Ron Villone, L (8, 1) ERA:	0.1 2 1 0 0 0 0 0 0 0 0 0 0 5 6 0.00 3.000																						
Doug Bochtler, R (8, 1) ERA: 4.01	0.1 1 0 0 0 0 0 0 0 0 0 0 0 2 2 0.00 0.000																						
Trevor Hoffman, R (8, 1) ERA: 1.42	1.1 8 3 2 2 1 1 0 0 0 0 1 0 23 35 13.50 3.000																						

AB	39
R	6
H	7
RBI	6
BB	5
SO	8
LOB	11



Batter	1	2	3	4	5	6	7	8	9	10	11	AB R H RBI BB SO LOB	BOTTOM														
Rickey Henderson, R OBP: 0.418, SLG: 0.345	2-1 1B S E HBP	4-2 1B S 1B BB		0-1 G6-4-3 1B	2-3 K			1-3 K			3-2 1B 2B	4 3 2 0 1 2 3	San Francisco Giants @ San Diego Padres Jack Murphy Stadium, San Diego, CA Fri Jul 05 1996, 10:05 PM EDT Att: 22,589 - Unknown - 75 F														
Scott Livingstone, L Arch Cianfrocco, R OBP: 0.302, SLG: 0.352 OBP: 0.306, SLG: 0.397	3-1 E FC3-2 1B	1-2 1B 1B		1-0 G6-4-3 1-2f		1-0 G3-1		0-3 K			0-3 K	5 0 2 0 0 1 2 1 0 0 0 0 1 1															
Steve Finley, L OBP: 0.348, SLG: 0.524	1-1 E3 FC3-2 1B	1-0 F8		2-2 1B		4-1 CS BB		2-0 F9			4-0 1B IBB	4 1 1 1 2 0 3															
Ken Caminiti, S OBP: 0.363, SLG: 0.467	4-1 1B FC3-2 BB	1-2 1B		2-3 K		2-2 G4-3 1-2		1-2 F8			0-3 K	5 1 1 1 1 2 4															
Marc Newfield, R Bryce Florie, R Ron Villone, L Doug Bachtler, R Trevor Hoffman, R Rob Deer, R Sean Bergman, R Brian Johnson, L OBP: 0.394, SLG: 0.432 OBP: 0.500, SLG: 1.000 OBP: 0.100, SLG: 0.200 OBP: 0.316, SLG: 0.497	2-2 FC3-2 1B	2-2 F7		2-1 G6-3		0-0 L1		2-3 K			0-1 1B	4 1 0 0 0 0 0 5 0 1 0 0 0 0 0 1 0 0 0 0 0 0 0 0 0 1 0 1 1 0 0 0 0															
John Flaherty, R OBP: 0.299, SLG: 0.452	1-2 2-3 3-H 1B	3-2 F8		0-0 WP 1B 2B		1-0 F9		0-2 CS 1B				5 1 3 1 0 0 2															
Chris Gomez, R OBP: 0.357, SLG: 0.330	1-0 1B		2-3 K		4-0 WP 1B BB		1-3 K			2-2 L9		4 0 1 2 1 2 1															
Luis Lopez, S OBP: 0.229, SLG: 0.257	0-1 G4-3		0-0 G4-3		1-0 WP 1B		1-2 G4-3			0-0 FC4-6 1B		5 0 2 1 0 0 2															
Scott Sanders, R Chris Gwynn, L OBP: 0.309, SLG: 0.259	0-0 F8		0-3 K		2-3 K		4-2 BB			0-2 FC4-6 1-2f		3 0 0 0 0 2 4 1 0 0 0 1 0 1															
Inning Stats	R: 4 E: 1 K: 0 S: 14	H: 3 LOB: 2 BB: 1 P: 27	R: 1 E: 0 K: 0 S: 17	H: 2 LOB: 2 BB: 1 P: 29	R: 0 E: 0 K: 2 S: 9	H: 0 LOB: 0 BB: 0 P: 11	R: 0 E: 0 K: 1 S: 10	H: 2 LOB: 1 BB: 0 P: 14	R: 1 E: 0 K: 2 S: 10	H: 2 LOB: 1 BB: 1 P: 21	R: 0 E: 0 K: 0 S: 8	H: 0 LOB: 0 BB: 1 P: 14		R: 0 E: 0 K: 1 S: 5	H: 0 LOB: 0 BB: 0 P: 7	R: 0 E: 0 K: 2 S: 13	H: 0 LOB: 1 BB: 1 P: 19	R: 0 E: 0 K: 1 S: 7	H: 0 LOB: 0 BB: 0 P: 12	R: 0 E: 0 K: 0 S: 10	H: 2 LOB: 1 BB: 0 P: 12	R: 1 E: 0 K: 2 S: 11	H: 2 LOB: 2 BB: 1 P: 18	1B: 11 2B: 2 3B: 0 HR: 0	SF: 0 SAC: 0 DP: 1 HBP: 1	WP: 2 PB: 0 SB: 2 CS: 2	PA: 50
PITCHER	IP WLS BF H R ER SO BB IBB HBP BLK WP HR S P ERA WHIP														IP WLS BF H R ER SO BB IBB HBP BLK WP HR S P ERA WHIP												
William Van Landingham, R (1, 1)	4.1 6.22 26 9 6 5 3 3 0 1 0 1 0 54 92 10.38 2.769																										
Mark Dewey, R (5, 1)	2.2 8 0 0 0 0 3 1 0 0 0 1 0 19 31 0.00 0.375																										
Rich DeLucia, R (8, 1)	1.0 4 0 0 0 0 2 1 0 0 0 0 0 13 19 0.00 1.000																										
Jose Bautista, R (9, 1)	2.1 L 10 3 1 1 2 0 1 0 0 0 0 0 23 37 3.86 1.286																										
Rod Beck, R (11, 1)	0.1 2 1 0 0 0 1 0 0 0 0 0 0 5 5 0.00 3.000																										

AB	43
R	7
H	13
RBI	7
BB	6
SO	11
LOB	28



Batter	1	2	3	4	5	6	7	8	9	AB R H RBI BB SO LOB	TOP	
Marvin Benard, L (1, 8) <small>OBP: 0.327, SLG: 0.302</small>	1-0 		0-0 	3-2 		1-0 			2-3 	5 0 1 0 0 1 3		
Stan Javier, S (1, 9) <small>OBP: 0.344, SLG: 0.394</small>	1-2 		3-1 	3-2 			1-1 		4-1 	4 1 1 0 1 0 2		
Dan Peltier, L (1, 3) <small>OBP: 0.400, SLG: 0.372</small> Rich DeLucia, R (7, 1) Jeff Juden, R (8, 1) Doug Creek, L (8, 1) Dave McCarty, R (9, PH) <small>OBP: 0.383, SLG: 0.413</small>	0-0 		1-0 		1-3 		0-2 		1-1 	4 0 1 0 0 1 1 0 1 0 1 1 0 0 0		
Matt Williams, R (1, 5) <small>OBP: 0.368, SLG: 0.505</small> Steve Scarsons, R (7, PH) <small>OBP: 0.298, SLG: 0.383</small>	2-2 		1-2 		1-3 		2-1 		2-1 	2 0 1 1 0 1 0 2 0 0 0 0 0 2		
Barry Bonds, L (1, 7) <small>OBP: 0.417, SLG: 0.573</small>	1-3 		1-1 		4-2 			1-0 		3 0 1 0 1 1 3		
Shawon Dunston, R (1, 6) <small>OBP: 0.342, SLG: 0.455</small>	1-3 		1-0 		2-3 			0-3 		4 0 0 0 0 3 6		
Robby Thompson, R (1, 4) <small>OBP: 0.293, SLG: 0.365</small>		2-3 		4-2 		2-3 		2-3 		3 1 0 0 1 3 0		
Kirt Manwaring, R (1, 2) <small>OBP: 0.338, SLG: 0.330</small>		1-2 	1-1 		1-3 			1-2 		4 1 0 0 0 1 1		
Steve Bourgeois, R (1, 1) <small>OBP: 0.500, SLG: 0.600</small> Mark Carreon, R (7, 3) <small>OBP: 0.319, SLG: 0.452</small>		0-3 		1-0 		1-2 			0-0 	3 0 2 1 0 1 0 1 0 0 0 0 0 1		
Inning Stats	R: 0 H: 2 E: 0 LOB: 3 K: 2 BB: 0 S: 13 P: 19	R: 0 H: 0 E: 0 LOB: 0 K: 2 BB: 0 S: 9 P: 12	R: 1 H: 3 E: 1 LOB: 2 K: 0 BB: 0 S: 10 P: 17	R: 1 H: 1 E: 1 LOB: 1 K: 0 BB: 1 S: 13 P: 25	R: 0 H: 0 E: 0 LOB: 1 K: 3 BB: 1 S: 13 P: 21	R: 0 H: 1 E: 0 LOB: 1 K: 2 BB: 0 S: 11 P: 16	R: 0 H: 0 E: 0 LOB: 0 K: 0 BB: 0 S: 7 P: 10	R: 0 H: 0 E: 0 LOB: 0 K: 2 BB: 0 S: 7 P: 10	R: 1 H: 1 E: 1 LOB: 2 K: 1 BB: 1 S: 12 P: 22	1B: 7 SF: 0 2B: 1 SAC: 0 3B: 0 DP: 0 HR: 0 HBP: 1	WP: 0 PA: 40 PB: 0 SB: 0 CS: 1	
PITCHER Tim Worrell, R (1, 1) <small>ERA: 2.94</small> Joey Hamilton, R (7, 1) <small>ERA: 4.72</small> Doug Bochtler, R (8, 1) <small>ERA: 3.89</small> Willie Blair, R (9, 1) <small>ERA: 4.22</small> Trevor Hoffman, R (9, 1) <small>ERA: 1.41</small>	IP WLS BF H R ER SO BB IBB HBP BLK WP HR S P ERA WHIP											PITCHER IP WLS BF H R ER SO BB IBB HBP BLK WP HR S P ERA WHIP

San Francisco Giants @ San Diego Padres
 Jack Murphy Stadium, San Diego, CA
 Sat Jul 06 1996, 10:05 PM EDT
 Att. 51,021 - Unknown - 77 F

AB	36
R	3
H	8
RBI	3
BB	3
SO	12
LOB	19



WP: 0	PA: 40
PB: 0	
SB: 0	
CS: 1	

ERA	WHIP
-----	------

Batter	1	2	3	4	5	6	7	8	9
Rickey Henderson, R OBP: 0.421, SLG: 0.345 (1, 7)	3-2 G6-3 ①		2-1 F7 ②		4-2 G1-3 BB 1-2		1-2 1B 2B 1B	4-1 BB BB 1-2	
Scott Livingstone, L OBP: 0.305, SLG: 0.349 Willie Blair, R Trevor Hoffman, R (1, 3) (9, 1) (9, 1)	0-1 BB 1B		0-0 G4-3 ③		2-1 G1-3 ① 1-2 2-3		0-0 F7 ②	4-1 BB BB 1-2 2-3 BB	
Steve Finley, L OBP: 0.346, SLG: 0.523 (1, 8)	0-0 F8 ②			1-1 1B 1B		0-0 SF7 ② 3-H	1-1 1-3 2B 1B	3-3 K ③	
Ken Caminiti, S OBP: 0.371, SLG: 0.474 (1, 5)	4-0 BB 1-2			0-0 1B 1B SF7 1B 1-3		4-0 IBB	1-2 1-H HR 2B 3-H		
Marc Newfield, R OBP: 0.353, SLG: 0.430 Joey Hamilton, R OBP: 0.171, SLG: 0.200 Rob Deer, R OBP: 0.667, SLG: 2.000 (1, 9) (7, 1) (7, PH) (8, 9)	2-3 K ③			1-1 1B 1B 1-2 3-H		0-3 K ③	0-0 HR		
Brian Johnson, R OBP: 0.321, SLG: 0.497 (1, 2)		0-0 G6-3 1B		0-0 G4-6-3 1B 1-2 2-3		2-3 K ①	0-1 G4-3 ③		
Chris Gomez, R OBP: 0.360, SLG: 0.332 (1, 6)		1-2 G6-3 ① ② 1-2f		0-0 SF7 ① 3-H		4-1 G4-6-3 BB	3-2 BB PB 1B		
Luis Lopez, S OBP: 0.221, SLG: 0.248 (1, 4)		3-2 F8 ③		0-0 G4-6-3 ② ③ 1-2f		0-0 G4-6-3 ② ③ 1-2f	0-3 K ①		
Tim Worrell, R OBP: 0.182, SLG: 0.100 Chris Gwynn, L OBP: 0.304, SLG: 0.254 Doug Bochtler, R Archi Cianfrocco, R OBP: 0.304, SLG: 0.394 (1, 1) (7, 9) (8, 1) (8, PH) (9, 3)			1-3 K ①		3-0 G1-3 BB SF7 1B		2-3 K ①	1-3 K ②	

Inning Stats	R: 0 E: 0 K: 1 S: 9	H: 1 LOB: 2 BB: 1 P: 18	R: 0 E: 0 K: 0 S: 7	H: 1 LOB: 0 BB: 0 P: 11	R: 0 E: 0 K: 1 S: 7	H: 0 LOB: 0 BB: 0 P: 10	R: 2 E: 0 K: 0 S: 8	H: 4 LOB: 1 BB: 0 P: 10	R: 1 E: 0 K: 1 S: 9	H: 1 LOB: 2 BB: 2 P: 22	R: 0 E: 0 K: 1 S: 6	H: 0 LOB: 0 BB: 1 P: 12	R: 4 E: 0 K: 1 S: 15	H: 4 LOB: 0 BB: 0 P: 20	R: 0 E: 0 K: 3 S: 17	H: 1 LOB: 3 BB: 2 P: 32
--------------	------------------------------	----------------------------------	------------------------------	----------------------------------	------------------------------	----------------------------------	------------------------------	----------------------------------	------------------------------	----------------------------------	------------------------------	----------------------------------	-------------------------------	----------------------------------	-------------------------------	----------------------------------

PITCHER	IP	WLS	BF	H	R	ER	SO	BB	IBB	HBP	BLK	WP	HR	S	P	ERA	WHIP
Steve Bourgeois, R ERA: 6.35 (1, 1)	6.2	L	30	9	5	5	5	3	1	0	0	0	0	55	96	6.75	1.800
Rich DeLucia, R ERA: 5.45 (7, 1)	0.1		3	2	2	2	0	0	0	0	0	0	1	6	7	54.00	6.000
Jeff Juden, R ERA: 4.1 (8, 1)	0.2		5	1	0	0	2	2	0	0	0	0	0	13	25	0.00	4.500
Doug Creek, L ERA: 5.86 (8, 1)	0.1		1	0	0	0	1	0	0	0	0	0	0	4	7	0.00	0.000

BOTTOM


AB	R	H	RBI	BB	SO	LOB
3	1	1	0	2	0	0
4	0	1	0	1	0	3
0	0	0	0	0	0	0
0	0	0	0	0	0	0
4	2	2	1	0	1	4
2	2	2	2	2	0	0
3	0	1	1	0	2	4
0	0	0	0	0	0	0
1	1	1	2	0	0	0
4	0	2	0	0	1	0
2	0	1	1	1	0	1
4	0	0	0	0	1	4
2	1	1	0	0	1	0
1	0	0	0	0	1	0
0	0	0	0	0	0	0
1	0	0	0	0	1	1

AB 31
R 7
H 12
RBI 7
BB 6
SO 8
LOB 17

WP: 0 **PA: 39**
PB: 1
SB: 0
CS: 0

San Francisco Giants @ San Diego Padres
Jack Murphy Stadium, San Diego, CA

Sat Jul 06 1996, 10:05 PM EDT
Att: 51,021 - Unknown - 77 F



PITCHER	IP	WLS	BF	H	R	ER	SO	BB	IBB	HBP	BLK	WP	HR	S	P	ERA	WHIP
---------	----	-----	----	---	---	----	----	----	-----	-----	-----	----	----	---	---	-----	------

Batter	1	2	3	4	5	6	7	8	9	AB R H RBI BB SO LOB	TOP		
Stan Javier, S (1, 8) OBP: 0.338, SLG: 0.386	2-2 G6-3		0-1 F8		3-2 L6		1-3 K		0-1 G6-3	5 0 0 0 0 1 0	San Francisco Giants @ San Diego Padres Jack Murphy Stadium, San Diego, CA Sun Jul 07 1996, 6:33 AM EDT Att. 32,693 - Sunny - 80 F		
Steve Scarsons, R (1, 5) OBP: 0.297, SLG: 0.380	3-2 E BB 1B		1-0 G3		1-2 G1-3		0-0 F8			4 0 1 0 0 0 0			
Dave McCarty, R (1, 9) OBP: 0.375, SLG: 0.400	0-0 F8		1-0 G5-3		1-0 F7		3-1 1B 1B 1B			4 0 1 0 0 0 1			
Barry Bonds, L (1, 7) OBP: 0.421, SLG: 0.577	4-2 E 1-2 BB			1-1 SH1 1B 2B		1-3 K		0-1 1B 1-2 1B		3 1 2 0 1 1 0			
Shawon Dunston, R (1, 6) OBP: 0.338, SLG: 0.448	2-2 E4 1-2 2-3			0-0 SH1 2-3		1-0 G6-3		2-2 P6		3 0 0 0 0 0 4			
Steve Decker, R (1, 3) OBP: 0.345, SLG: 0.298	3-3 K			3-2 HR 1B		4-1 BB		1-1 1B 1-2 2-3 1B		2 1 1 1 1 1 3			
Mark Dewey, R (6, 1)										0 0 0 0 0 0 0			
Dan Peltier, L (8, PH) OBP: 0.412, SLG: 0.386										1 0 1 0 0 0 0			
Chris Hook, R (8, 1)										0 0 0 0 0 0 0			
Robby Thompson, R (1, 4) OBP: 0.292, SLG: 0.378										4 1 1 2 0 3 4			
Kirt Manwaring, R (1, 2) OBP: 0.328, SLG: 0.319										4 0 0 0 0 0 0			
Oswaldo Fernandez, R (1, 1) OBP: 0.083, SLG: 0.083										2 0 0 0 0 0 0			
Doug Creek, L (4, 1)										0 0 0 0 0 0 0			
Mark Leiter, R (5, 1) OBP: 0.162, SLG: 0.167										0 0 0 0 0 0 0			
Mark Carreon, R (6, 3) OBP: 0.317, SLG: 0.449										2 0 0 0 0 0 0			
Inning Stats	R: 0 H: 1 E: 1 LOB: 3 K: 1 BB: 1 S: 22 P: 36	R: 0 H: 0 E: 0 LOB: 0 K: 1 BB: 0 S: 10 P: 14	R: 0 H: 0 E: 0 LOB: 0 K: 0 BB: 0 S: 4 P: 6	R: 3 H: 3 E: 0 LOB: 0 K: 0 BB: 0 S: 13 P: 19	R: 0 H: 0 E: 0 LOB: 0 K: 0 BB: 0 S: 8 P: 13	R: 0 H: 0 E: 0 LOB: 1 K: 2 BB: 1 S: 10 P: 19	R: 0 H: 0 E: 0 LOB: 0 K: 1 BB: 0 S: 5 P: 8	R: 0 H: 3 E: 0 LOB: 3 K: 1 BB: 0 S: 13 P: 19	R: 0 H: 0 E: 0 LOB: 0 K: 0 BB: 0 S: 5 P: 5	1B: 5 SF: 0 2B: 1 SAC: 1 3B: 0 DP: 0 HR: 1 HBP: 0	WP: 0 PA: 37 PB: 0 SB: 0 CS: 0		
PITCHER	IP WLS BF H R ER SO BB IBB HBP BLK WP HR S P ERA WHIP											PITCHER	IP WLS BF H R ER SO BB IBB HBP BLK WP HR S P ERA WHIP
Fernando Valenzuela, L (1, 1) ERA: 3.8	6.0 W 25 4 3 3 4 2 0 0 0 0 0 1 67 107 4.50 1.000												
Bryce Florie, R (7, 1) ERA: 3.56	2.0 9 3 0 0 2 0 0 0 0 0 0 0 18 27 0.00 1.500												
Glenn Dishman, L (9, 1) ERA:	1.0 3 0 0 0 0 0 0 0 0 0 0 0 5 5 0.00 0.000												

livebaseballscorecards.com



Batter	1	2	3	4	5	6	7	8	9	AB	R	H	RBI	BB	SO	LOB	BOTTOM			
Rickey Henderson, R (1, 7) OBP: 0.423, SLG: 0.356	2-2 P4		1-0 F7	2-1 HR		4-0 PB 2B S BB	4-2 BB			3	2	1	3	2	0	0	San Francisco Giants @ San Diego Padres Jack Murphy Stadium, San Diego, CA Sun Jul 07 1996, 6:33 AM EDT Att. 32,693 - Sunny - 80 F			
Scott Livingstone, L (1, 3) OBP: 0.301, SLG: 0.338	1-2 G4-3		1-3 K	1-1 G3-1		1 SAFE BB 1 SAFE BB 1 SAFE FCB	4-2 PB 2B BB	1-1 F8		4	1	0	0	1	1	1				
Steve Finley, L (1, 8) OBP: 0.349, SLG: 0.527	4-1 BB		3-1 G1-3		1-1 1B 3B	4-1 2B 1B IBB	1-3 K			3	2	1	0	2	1	1				
Ken Caminiti, S (1, 5) OBP: 0.371, SLG: 0.487	1-0 G3			2-0 HR	2-3 K	0-0 1B 2B		1-1 G3-1		5	2	2	3	0	1	2				
Rob Deer, R (1, 9) OBP: 0.625, SLG: 1.667		1-3 K		2-2 HR	4-0 1B BB	4-2 BB 1B BB		3-3 K		3	1	1	1	2	2	0				
John Flaherty, R (1, 2) OBP: 0.301, SLG: 0.451		0-0 F7 E 1B		0-1 F8	1-3 K	0-0 BB 1B		1-0 F7		5	0	2	2	0	1	2				
Chris Gomez, R (1, 6) OBP: 0.362, SLG: 0.332		1-2 E1		0-0 G6-3	0-0 FC6-4 1B	4-0 L1-3 BB				3	0	1	1	1	0	1				
Luis Lopez, S (1, 4) OBP: 0.222, SLG: 0.248		1-2 F7		0-2 1B HR 1B	0-1 FC6-4	0-0 L1-3				4	1	1	0	0	0	7				
Fernando Valenzuela, L (1, 1) Bryce Florie, R (7, 1) Glenn Dishman, R (9, 1)		0-0 G4		0-0 1B HR 1B		1-3 K	1-0 G4-3			3	1	1	0	0	1	2				
Inning Stats	R: 0 E: 0 K: 0 S: 9	H: 0 LOB: 1 BB: 1 P: 17	R: 0 E: 1 K: 1 S: 12	H: 1 LOB: 2 BB: 0 P: 15	R: 0 E: 0 K: 1 S: 9	H: 0 LOB: 0 BB: 0 P: 14	R: 5 E: 0 K: 0 S: 16	H: 5 LOB: 0 BB: 0 P: 23	R: 1 E: 0 K: 2 S: 11	H: 2 LOB: 2 BB: 1 P: 19	R: 4 E: 0 K: 1 S: 13	H: 2 LOB: 2 BB: 5 P: 34	R: 0 E: 0 K: 1 S: 9	H: 0 LOB: 1 BB: 1 P: 16	R: 0 E: 0 K: 1 S: 6	H: 0 LOB: 0 BB: 0 P: 11		1B: 5 2B: 2 3B: 1 HR: 3	SF: 0 SAC: 0 DP: 1 HBP: 0	WP: 0 PB: 1 SB: 1 CS: 0
PITCHER	IP WLS BF H R ER SO	IP WLS BF H R ER SO	IP WLS BF H R ER SO	IP WLS BF H R ER SO	IP WLS BF H R ER SO	IP WLS BF H R ER SO	IP WLS BF H R ER SO	IP WLS BF H R ER SO	IP WLS BF H R ER SO	IP WLS BF H R ER SO	IP WLS BF H R ER SO	IP WLS BF H R ER SO	IP WLS BF H R ER SO	IP WLS BF H R ER SO	IP WLS BF H R ER SO	IP WLS BF H R ER SO	WP HR S P ERA WHIP	WP HR S P ERA WHIP		
Oswaldo Fernandez, R (1, 1) ERA: 5.61	3.2 L	19 6	5 5	5 5	2 2	1 1	0 0	0 0	0 0	0 0	0 0	0 0	0 0	0 0	0 0	0 0	12.27 1.909			
Doug Creek, L (4, 1) ERA: 6.11	0.1	2 1	1 1	1 0	0 0	0 0	0 0	0 0	0 0	0 0	0 0	4 6	27.00 3.000							
Mark Leiter, R (5, 1) ERA: 4.71	1.1	10 2	4 4	3 3	3 3	1 0	0 0	0 0	0 0	0 0	0 0	16 36	27.00 3.750							
Mark Dewey, R (6, 1) ERA: 3.4	1.2	8 1	0 0	0 1	3 3	0 0	0 0	0 0	0 0	0 0	0 0	15 30	0.00 2.400							
Chris Hook, R (8, 1) ERA: 10.13	1.0	3 0	0 0	0 1	0 0	0 0	0 0	0 0	0 0	0 0	0 0	6 11	0.00 0.000							

livebaseballscorecards.com


AB	34
R	10
H	10
RBI	10
BB	8
SO	7
LOB	16



Batter	1	2	3	4	5	6	7	8	9	10	AB R H RBI BB SO LOB	TOP												
Rickey Henderson, R OBP: 0.420, SLG: 0.351 (1, 7)	L8	P4		FC3-2 FC4		BB HBP		L9			4 0 0 0 0 0 3	San Diego Padres @ Colorado Rockies Coors Field, Denver, CO Thu Jul 11 1996, 7:05 PM MDT Att: 45,703 - Unknown - 82 F livebaseballscorecards.com												
Jody Reed, R OBP: 0.313, SLG: 0.292 (1, 4)	E6 WP G4-3 1B		1B FC4-6 2B	FC4		BB		G5-3			4 2 1 0 1 0 2													
Steve Finley, L OBP: 0.350, SLG: 0.531 (1, 8)	G4-3		FC4-6 1B		PB 3B	F7		K			5 1 2 0 0 1 4													
Ken Caminiti, S OBP: 0.372, SLG: 0.495 (1, 5)	1B BB		FC4-6 G6-4-3		K		HR	F8			4 1 1 2 1 1 1													
Wally Joyner, L OBP: 0.434, SLG: 0.497 (1, 3)	1B		G6-4-3		P6		1B	G3-1			5 0 2 1 0 0 1													
Marc Newfield, R OBP: 0.345, SLG: 0.418 Tim Worrell, R OBP: 0.182, SLG: 0.100 Doug Bochtler, R (7, 1) Rob Deer, R OBP: 0.556, SLG: 1.429 Trevor Hoffman, R (9, 1)	G6-3		E6 1B		L6		G6-4-3	P4			4 1 0 0 0 0 3 0 0 0 0 0 0 0 0 0 0 0 0 0 0 1 0 0 0 0 0 0 0 0 0 0 0 0 0													
John Flaherty, R OBP: 0.307, SLG: 0.452 (1, 2)		F8		SH1-4 FC3-2 1B		L7		1B BB		G4-3 1B	4 0 2 1 1 0 0													
Chris Gomez, R OBP: 0.372, SLG: 0.349 (1, 6)		SH3-4 1B		FC3-2 SH1-4 1B		BB 2B		1B		G4-3	5 0 4 0 0 0 1													
Joey Hamilton, R OBP: 0.167, SLG: 0.195 Chris Gwynn, L OBP: 0.296, SLG: 0.246 (7, 9)		SH3-4		SH1-4		G6-3		K		G5-3	1 0 0 0 0 0 1 2 0 0 0 0 1 2													
Inning Stats	R: 1 E: 1 K: 0 S: 10	H: 1 LOB: 2 BB: 1 P: 19	R: 0 E: 0 K: 0 S: 8	H: 1 LOB: 1 BB: 0 P: 10	R: 1 E: 0 K: 0 S: 9	H: 2 LOB: 0 BB: 0 P: 14	R: 1 E: 1 K: 0 S: 18	H: 2 LOB: 2 BB: 0 P: 23	R: 1 E: 0 K: 1 S: 9	H: 1 LOB: 0 BB: 0 P: 13	R: 0 E: 0 K: 0 S: 8		H: 1 LOB: 3 BB: 1 P: 16	R: 1 E: 0 K: 1 S: 12	H: 3 LOB: 2 BB: 1 P: 20	R: 0 E: 0 K: 1 S: 9	H: 0 LOB: 0 BB: 0 P: 11	R: 0 E: 0 K: 0 S: 4	H: 0 LOB: 0 BB: 0 P: 6	R: 0 E: 0 K: 0 S: 5	H: 1 LOB: 0 BB: 0 P: 6	1B: 8 2B: 2 3B: 1 HR: 1	SF: 0 SAC: 2 DP: 3 HBP: 1	WP: 1 PB: 1 SB: 0 CS: 0
PITCHER	IP WLS BF H R ER SO BB IBB HBP BLK WP HR S P ERA WHIP																							
Marvin Freeman, R ERA: 5.45 (1, 1)	5.2	29	8	4	1	1	2	0	0	0	0	0	0	1	94	1.59	1.765							
Mike Munoz, L ERA: 7.03 (6, 1)	0.1	1	0	0	0	0	0	0	0	0	0	0	0	1	1	0.00	0.000							
Steve Reed, R ERA: 4.5 (7, 1)	1.0	6	3	1	1	1	1	0	0	0	0	0	0	12	20	9.00	4.000							
Curt Leskanic, R ERA: 5.97 (8, 1)	1.0	3	0	0	0	0	0	0	0	0	0	0	0	9	11	0.00	0.000							
Bruce Ruffin, L ERA: 4.74 (9, 1)	2.0	W 6	1	0	0	0	0	0	0	0	0	0	0	9	12	0.00	0.500							

Batter	1	2	3	4	5	6	7	8	9	10	AB	R	H	RBI	BB	SO	LOB	BOTTOM							
Eric Young Sr., R (1, 4) OBP: 0.429, SLG: 0.448	F8		2B	G6-3		G5-3			1B	HR	4	3	1	0	0	0	4	San Diego Padres @ Colorado Rockies Coors Field, Denver, CO Thu Jul 11 1996, 7:05 PM MDT Att. 45,703 - Unknown - 82 F livebaseballscorecards.com							
Ellis Burks, R (1, 7) OBP: 0.415, SLG: 0.629	F8		E		K				1B	P6	6	2	3	1	0	1	2								
Dante Bichette, R (1, 9) OBP: 0.381, SLG: 0.566	E		E		G5-3				1B	S	6	2	4	5	0	0	1								
Andres Galarraga, R (1, 3) OBP: 0.332, SLG: 0.542	E1		G5-3		G5-3				1B	K	4	0	0	0	0	1	4								
Vinny Castilla, R (1, 5) OBP: 0.346, SLG: 0.528	K		F7						1B	P3	5	0	2	2	0	1	5								
Jeff Reed, L (1, 2) OBP: 0.355, SLG: 0.425		G4-3	G6-3						1B	P2	4	0	0	0	1	1	4								
Trenidad Hubbard, R (1, 8) Quinton McCracken, S (8, PH)	F9								1B	L7	2	0	0	0	1	0	2								
Walt Weiss, S (1, 6) OBP: 0.410, SLG: 0.366	FC6		P3						1B	G6-3	2	0	0	0	0	0	1								
Marvin Freeman, R (1, 1) Mike Munoz, L (6, 1) Milt Thompson, L (6, PH) Steve Reed, R (7, 1) Curt Leskanic, R (8, 1) Jason Bates, S (8, PH) Bruce Ruffin, S (9, 1) John Vander Wal, L (10, PH)	FC6		B2						1B	G6-3	2	0	0	0	0	0	2								
Inning Stats	R: 0 E: 1 K: 1 S: 13	H: 1 LOB: 2 BB: 0 P: 18	R: 0 E: 0 K: 0 S: 6	H: 1 LOB: 1 BB: 0 P: 8	R: 2 E: 1 K: 0 S: 11	H: 3 LOB: 1 BB: 0 P: 15	R: 0 E: 0 K: 0 S: 7	H: 0 LOB: 1 BB: 1 P: 15	R: 0 E: 0 K: 1 S: 9	H: 0 LOB: 0 BB: 0 P: 13	R: 0 E: 0 K: 1 S: 13	H: 2 LOB: 3 BB: 1 P: 20	R: 0 E: 0 K: 1 S: 9	H: 1 LOB: 2 BB: 0 P: 14	R: 0 E: 0 K: 0 S: 6	H: 0 LOB: 0 BB: 0 P: 10	R: 3 E: 0 K: 1 S: 16		H: 3 LOB: 1 BB: 0 P: 24	R: 3 E: 0 K: 0 S: 12	H: 2 LOB: 0 BB: 0 P: 17	1B: 10 2B: 2 3B: 0 HR: 1	SF: 0 SAC: 0 DP: 0 HBP: 3	WP: 0 PB: 0 SB: 4 CS: 0	PA: 48
PITCHER	IP	WLS	BF	H	R	ER	SO	BB	IBB	HBP	BLK	WP	HR	S	P	ERA	WHIP								
Joey Hamilton, R (1, 1) ERA: 4.63	6.0		28	7	2	2	3	2	0	0	0	0	0	59	89	3.00	1.500								
Tim Worrell, R (7, 1) ERA: 2.93	0.1		3	1	0	0	0	0	0	1	0	0	0	3	4	0.00	3.000								
Doug Bochtler, R (7, 1) ERA: 3.72	1.2		5	0	0	0	1	0	0	0	0	0	0	12	20	0.00	0.000								
Trevor Hoffman, R (9, 1) ERA: 2.53	1.2	L	12	5	6	6	1	0	0	2	0	0	1	28	41	32.40	3.000								

San Diego Padres @ Colorado Rockies
 Coors Field, Denver, CO
 Thu Jul 11 1996, 7:05 PM MDT
 Att. 45,703 - Unknown - 82 F



Batter	1	2	3	4	5	6	7	8	9	AB R H RBI BB SO LOB	TOP																
Rickey Henderson, R OBP: 0.421, SLG: 0.358 (1, 7)	3-2 BB 2B BB 1B	1-3 K		1-1 F9		3-2 BLK 1B 2B	1-3 K		1-2 G6-4-3 1B	6 2 3 0 0 2 1																	
Chris Gomez, R OBP: 0.371, SLG: 0.345 (1, 6)	4-2 BB 2B BB	1-2 F8		0-0 F9		0-0 1B 1B 1B	2-0 L7		0-1 G6-4-3 1-2f	5 2 1 1 1 0 2																	
Steve Finley, L OBP: 0.348, SLG: 0.527 (1, 8)	0-3 K	3-0 G3-1		0-1 G1-3		1-2 1B 1B 1-2 E 1B		2-1 B1		5 1 1 0 0 1 3																	
Ken Caminiti, S OBP: 0.378, SLG: 0.512 (1, 5)	4-2 2B HBP BB		2-2 G6-3 1B 2B		3-2 HR	1-1 E 1B 1-2 E 1B		3-3 K		4 4 3 1 1 1 0																	
Wally Joyner, L OBP: 0.429, SLG: 0.490 (1, 3)	1-3 K		2-2 F8		0-0 G6-3	2-2 E 1B 1-2 2-3 3-H 1B		0-0 G1-3		5 0 1 1 0 1 4																	
Rob Deer, R OBP: 0.429, SLG: 1.000 (1, 9)	2-1 HBP 2B		1-1 G6-3		0-0 F8	2-3 K		3-3 K		5 0 1 2 0 2 4																	
John Flaherty, R OBP: 0.318, SLG: 0.457 (1, 2)	2-0 HBP		3-2 1B		3-1 FC6-4 1B	0-1 E6		1-1 BB HR 1B		4 1 3 1 0 0 1																	
Jody Reed, R OBP: 0.312, SLG: 0.289 (1, 4)	1-1 HBP		1-1 G4-3		1-1 FC6-4	1-3 K		4-2 HR BB		3 0 0 1 0 1 4																	
Luis Lopez, S OBP: 0.228, SLG: 0.248 (9, PH)	1-2 2-3 3-H HBP				1-2f			1-2 HR BB		0 1 0 0 1 0 0																	
Bob Tewksbury, R OBP: 0.070, SLG: 0.024 (1, 1)	0-1 G5-3			4-1 BB		0-1 G6-3	1-3 K	1-2 HR		2 0 0 0 1 0 3																	
Marc Newfield, R OBP: 0.343, SLG: 0.416 (7, PH)										1 0 0 0 0 1 0																	
Bryce Florie, R (7, 1)										0 0 0 0 0 0 0																	
Ron Villone, L (7, 1)										0 0 0 0 0 0 0																	
Willie Blair, R (7, 1)										0 0 0 0 0 0 0																	
Glenn Dishman, R (7, 1)										0 0 0 0 0 0 0																	
Tim Worrell, R (7, 1)										0 0 0 0 0 0 0																	
Scott Livingstone, L (9, PH)										1 1 1 3 0 0 0																	
Inning Stats	R: 3 H: 2 E: 0 LOB: 3 K: 2 BB: 2 S: 19 P: 36	R: 0 H: 0 E: 0 LOB: 0 K: 1 BB: 0 S: 8 P: 13	R: 1 H: 2 E: 0 LOB: 1 K: 0 BB: 0 S: 14 P: 23	R: 0 H: 0 E: 0 LOB: 1 K: 0 BB: 1 S: 6 P: 11	R: 1 H: 2 E: 0 LOB: 1 K: 0 BB: 0 S: 9 P: 16	R: 4 H: 5 E: 1 LOB: 2 K: 2 BB: 0 S: 24 P: 34	R: 0 H: 0 E: 0 LOB: 0 K: 2 BB: 0 S: 7 P: 11	R: 0 H: 0 E: 0 LOB: 0 K: 1 BB: 0 S: 6 P: 11	R: 3 H: 3 E: 0 LOB: 0 K: 1 BB: 1 S: 15 P: 25	1B: 9 SF: 0 2B: 3 SAC: 0 3B: 0 DP: 1 HR: 2 HBP: 2	WP: 0 PA: 47 PB: 0 SB: 0 CS: 0																
PITCHER	IP WLS BF H R ER SO BB IBB HBP BLK WP HR S P ERA WHIP											PITCHER	IP WLS BF H R ER SO BB IBB HBP BLK WP HR S P ERA WHIP														
Jamey Wright, R (1, 1) ERA: 6.94	5.1		30	9	8	7	3	3	0	2	1	0	1	67	114	11.81	2.250										
Lance Painter, L (6, 1) ERA: 6.34	0.2		5	2	1	0	2	0	0	0	0	0	0	13	19	0.00	3.000										
Darren Holmes, R (7, 1) ERA: 5.59	1.0	W	3	0	0	0	2	0	0	0	0	0	0	7	11	0.00	0.000										
Mike Munoz, L (8, 1) ERA: 6.75	1.0		3	0	0	0	1	0	0	0	0	0	0	6	11	0.00	0.000										
Curt Leskanic, R (9, 1) ERA: 6.56	1.0		6	3	3	3	1	1	0	0	0	0	1	15	25	27.00	4.000										

San Diego Padres @ Colorado Rockies
 Coors Field, Denver, CO
 Fri Jul 12 1996, 7:05 PM MDT
 Att. 48,053 - Unknown - 70 F

AB	41
R	12
H	14
RBI	10
BB	4
SO	9
LOB	22



Batter	1	2	3	4	5	6	7	8	9	AB	R	H	RBI	BB	SO	LOB
Eric Young Sr., R OBP: 0.429, SLG: 0.445 (1, 4)	F7		G4-3			G6-3	BB			4	1	1	2	1	0	0
Walt Weiss, S OBP: 0.407, SLG: 0.363 (1, 6)	G3-1		G4-3			G4-3	HR			5	1	1	1	0	1	2
Ellis Burks, R OBP: 0.415, SLG: 0.632 (1, 7)	G6-3					G5-3	HR			5	1	2	2	0	1	0
Dante Bichette, R OBP: 0.382, SLG: 0.561 (1, 9)						G1-3	HR			3	2	0	0	2	1	1
Vinny Castilla, R OBP: 0.349, SLG: 0.546 (1, 5)										5	2	3	5	0	0	0
Andres Galarraga, R OBP: 0.336, SLG: 0.541 (1, 3)										2	2	1	1	0	1	0
Jayhawk Owens, R OBP: 0.302, SLG: 0.396 (1, 2)										4	2	2	0	0	0	2
Quinton McCracken, S OBP: 0.333, SLG: 0.320 (1, 8)										4	1	1	1	0	1	4
Jamey Wright, R (1, 1) Lance Painter, L (6, 1) Darren Holmes, R (7, 1) John Vander Wal, L (7, PH) Mike Munoz, L (8, 1) Curt Leskanic, R (9, 1)										2	0	0	0	0	0	0

Inning Stats	R: 0	H: 0	E: 0	K: 0	S: 7	H: 0	LOB: 0	BB: 0	P: 11	R: 1	H: 2	E: 0	K: 1	S: 14	H: 0	LOB: 1	BB: 1	P: 23	R: 0	H: 0	E: 0	K: 0	S: 9	R: 1	H: 1	E: 0	K: 1	S: 9	R: 0	H: 0	E: 0	K: 0	S: 6	R: 0	H: 1	E: 0	K: 1	S: 8	R: 11	H: 8	E: 0	K: 1	S: 30	R: 0	H: 0	E: 0	K: 2	S: 8	H: 0	LOB: 0	BB: 0	P: 12
	0	0	0	0	7	0	0	0	11	1	2	0	1	14	0	1	1	23	0	0	0	0	9	1	0	0	1	0	0	0	6	0	0	0	8	0	1	8	11	8	0	1	30	0	0	0	2	8	0	0	0	12

PITCHER	IP	WLS	BF	H	R	ER	SO	BB	IBB	HBP	BLK	WP	HR	S	P	ERA	WHIP
Bob Tewksbury, R (1, 1) ERA: 4.16	6.0		22	4	2	2	2	1	0	0	0	0	1	53	75	3.00	0.833
Bryce Florie, R (7, 1) ERA: 4.15	0.1		4	2	3	3	0	0	0	1	0	0	0	8	11	81.00	6.000
Ron Villone, L (7, 1) ERA: 2.03	0.0		3	2	0	0	0	1	0	0	0	0	0	6	13	∞	∞
Willie Blair, R (7, 1) ERA: 4.89	0.0	L	4	2	6	6	0	0	1	1	0	0	1	3	8	∞	∞
Glenn Dishman, L (7, 1) ERA: 6.75	0.1		3	1	0	0	0	1	0	0	0	0	0	7	13	0.00	6.000

BOTTOM

San Diego Padres @ Colorado Rockies
Coors Field, Denver, CO

Fri Jul 12 1996, 7:05 PM MDT
Att: 48,053 - Unknown - 70 F

AB	35
R	13
H	12
RBI	13
BB	4
SO	5
LOB	9



PITCHER	IP	WLS	BF	H	R	ER	SO	BB	IBB	HBP	BLK	WP	HR	S	P	ERA	WHIP
Tim Worrell, R (7, 1) ERA: 2.87	1.1		5	1	2	2	3	0	0	0	0	0	0	14	22	13.50	0.750

Batter	1	2	3	4	5	6	7	8	9	AB R H RBI BB SO LOB	TOP
Rickey Henderson, R OBP: 0.420, SLG: 0.354 Bryce Florie, R (6, 1) Sean Bergman, R OBP: 0.100, SLG: 0.200 Scott Livingstone, L OBP: 0.307, SLG: 0.366 Jody Reed, R OBP: 0.311, SLG: 0.288 (9, PH)	4-0 1B S BB	1-3 K		2-2 G6-3		2-3 K			2-2 F7	3 1 0 0 1 2 0 1 0 0 0 0 0 0	
Chris Gomez, R OBP: 0.380, SLG: 0.371 (1, 6)	3-1 1B BB 1B		0-0 HR		1-0 1B SF7		3-1 F8		1-0 2B SF8	5 3 4 1 0 0 0	
Steve Finley, L OBP: 0.351, SLG: 0.535 (1, 8)	2-2 P5		0-1 G5-3		0-1 1B 1B		0-1 HR 3B		2-2 2B	5 1 3 0 0 0 2	
Ken Caminiti, S OBP: 0.382, SLG: 0.524 (1, 5)	4-1 1B BB		4-0 HBP BB		0-0 SF7		0-0 HR		1-0 SF8	1 1 1 4 2 0 0	
Wally Joyner, L OBP: 0.433, SLG: 0.490 (1, 3)	1-0 1B		1-2 HBP		0-0 1B		1-0 G3		0-0 G4-3	4 0 2 1 0 0 1	
Rob Deer, R OBP: 0.333, SLG: 0.750 (1, 9)	3-3 K		1-3 K		3-3 K		2-2 G5-3			4 0 0 0 0 3 7	
Brian Johnson, R OBP: 0.313, SLG: 0.483 (1, 2)	0-0 F7		0-0 F8		0-1 G1-3			1-1 G5-3		4 0 0 0 0 0 7	
Luis Lopez, S OBP: 0.229, SLG: 0.248 (1, 4)		3-2 G6-3		0-1 G4-3		2-1 G5-4-3 1B		0-0 F7		4 0 1 0 0 0 0	
Scott Sanders, R (1, 1) Willie Blair, R (4, 1) Marc Newfield, R OBP: 0.339, SLG: 0.410 (6, PH) (6, 7)		0-2 G5-3		0-0 G6-3		1-1 G5-4-3 1-2f		0-1 G5-3		2 0 0 0 0 0 0 0 0 0 0 0 0 0 2 0 0 0 0 0 1	
Inning Stats	R: 1 H: 2 E: 0 LOB: 3 K: 1 BB: 2 S: 13 P: 30	R: 0 H: 0 E: 0 LOB: 0 K: 1 BB: 0 S: 12 P: 16	R: 1 H: 1 E: 0 LOB: 2 K: 1 BB: 1 S: 9 P: 15	R: 0 H: 0 E: 0 LOB: 0 K: 0 BB: 0 S: 7 P: 9	R: 1 H: 3 E: 0 LOB: 2 K: 1 BB: 0 S: 12 P: 16	R: 0 H: 1 E: 0 LOB: 0 K: 1 BB: 0 S: 8 P: 13	R: 2 H: 2 E: 0 LOB: 0 K: 0 BB: 0 S: 11 P: 17	R: 0 H: 0 E: 0 LOB: 0 K: 0 BB: 0 S: 5 P: 6	R: 1 H: 2 E: 0 LOB: 1 K: 0 BB: 0 S: 10 P: 16	1B: 7 SF: 2 2B: 1 SAC: 0 3B: 1 DP: 1 HR: 2 HBP: 1	WP: 0 PA: 41 PB: 0 SB: 1 CS: 0
PITCHER Kevin Ritz, R ERA: 4.63 Steve Reed, R ERA: 4.4 Bruce Ruffin, L ERA: 4.85	IP WLS BF H R ER SO BB IBB HBP BLK WP HR S P ERA WHIP	7.0 W 33 9 5 5 5 3 0 1 0 0 2 72 116 6.43 1.714	1.0 3 0 0 0 0 0 0 0 0 0 0 5 6 0.00 0.000	1.0 5 2 1 1 0 0 0 0 0 0 0 10 16 9.00 2.000							

San Diego Padres @ Colorado Rockies
Coors Field, Denver, CO
Sat Jul 13 1996, 7:05 PM MDT
Att. 48,009 - Unknown - 79 F

AB	35
R	6
H	11
RBI	6
BB	3
SO	5
LOB	18



WP	0	PA	41
PB	0		
SB	1		
CS	0		

ERA	WHIP

Batter	1	2	3	4	5	6	7	8	9
Eric Young Sr., R OBP: 0.426, SLG: 0.441 (1, 4)	1-1 G6-3		2-0 P4	0-1 2B 1B	0-1 F9			1-2 G6-3	
Milt Thompson, L OBP: 0.191, SLG: 0.145 Steve Reed, R Bruce Ruffin, S (1, 7) (8, 1) (9, 1)	2-2 G5-3		3-1 FC1 FC5-4	1-0 HR 2B		1-0 G4-3			
Ellis Burks, R OBP: 0.413, SLG: 0.636 (1, 8) (8, 7)	1-2 G6-3		1-2 FC5-4	0-0 HR		3-3 K			
Dante Bichette, R OBP: 0.380, SLG: 0.557 (1, 9)		0-0 F9		1B BB		1-1 G4-3			
Vinny Castilla, R OBP: 0.351, SLG: 0.554 (1, 5)		2-2 G3-1		1B 1B	2-1 HR		0-3 K		
Andres Galarraga, R OBP: 0.335, SLG: 0.538 (1, 3)		0-2 P3		1B 1B	1-2 L1		2-3 K		
Jason Bates, S OBP: 0.333, SLG: 0.330 (1, 6)			1-1 1B PB 1B	2-2 2B 1B	4-2 HR BB		0-0 G6-3		
Jayhawk Owens, R OBP: 0.308, SLG: 0.427 (1, 2)			2-2 PB FC1 1B	2-3 K	1-0 HR		1-0 G6-3		
Kevin Ritz, R OBP: 0.238, SLG: 0.231 Quinton McCracken, S OBP: 0.330, SLG: 0.317 (1, 1) (8, 8)			1-1 FC1 PB 1B	2-3 K	0-3 K		0-0 G4-3		

Inning Stats	R: 0	H: 0	E: 0	K: 0	S: 8	P: 12	R: 0	H: 0	E: 0	K: 0	S: 7	R: 1	H: 3	E: 0	K: 0	S: 14	R: 7	H: 6	E: 0	K: 2	S: 20	R: 3	H: 2	E: 0	K: 1	S: 13	R: 0	H: 0	E: 0	K: 2	S: 7	R: 0	H: 0	E: 0	K: 0	S: 6	R: 0	H: 0	E: 0	K: 0	S: 8	
	LOB: 0	BB: 0		LOB: 0	BB: 0		LOB: 0	BB: 0		LOB: 0	BB: 0	LOB: 2	BB: 0		LOB: 0	BB: 0	LOB: 0	BB: 1		LOB: 0	BB: 1		LOB: 0	BB: 0		LOB: 0	BB: 0		LOB: 0	BB: 0		LOB: 0	BB: 0		LOB: 0	BB: 0		LOB: 0	BB: 0		LOB: 0	BB: 0

PITCHER	IP	WLS	BF	H	R	ER	SO	BB	IBB	HBP	BLK	WP	HR	S	P	ERA	WHIP
Scott Sanders, R ERA: 4.15 (1, 1)	3.2	L	21	9	8	7	2	1	0	0	0	0	1	47	74	17.18	2.727
Willie Blair, R ERA: 5.27 (4, 1)	1.1		7	2	3	3	1	1	0	0	0	0	2	15	23	20.25	2.250
Bryce Florie, R ERA: 3.97 (6, 1)	2.0		6	0	0	0	3	0	0	0	0	0	0	14	21	0.00	0.000
Sean Bergman, R ERA: 4.75 (8, 1)	1.0		3	0	0	0	0	0	0	0	0	0	0	6	8	0.00	0.000

BOTTOM

San Diego Padres @ Colorado Rockies
Coors Field, Denver, CO

Sat Jul 13 1996, 7:05 PM MDT
Att: 48,009 - Unknown - 79 F

AB	35
R	11
H	11
RBI	10
BB	2
SO	6
LOB	11

livebaseballscorecards.com



WP: 0	PA: 37
PB: 1	
SB: 1	
CS: 0	

PITCHER	IP	WLS	BF	H	R	ER	SO	BB	IBB	HBP	BLK	WP	HR	S	P	ERA	WHIP
Scott Sanders, R ERA: 4.15 (1, 1)	3.2	L	21	9	8	7	2	1	0	0	0	0	1	47	74	17.18	2.727
Willie Blair, R ERA: 5.27 (4, 1)	1.1		7	2	3	3	1	1	0	0	0	0	2	15	23	20.25	2.250
Bryce Florie, R ERA: 3.97 (6, 1)	2.0		6	0	0	0	3	0	0	0	0	0	0	14	21	0.00	0.000
Sean Bergman, R ERA: 4.75 (8, 1)	1.0		3	0	0	0	0	0	0	0	0	0	0	6	8	0.00	0.000

Batter	1	2	3	4	5	6	7	8	9	AB R H RBI BB SO LOB	TOP											
Rickey Henderson, R OBP: 0.417, SLG: 0.349 (1, 7)	2-1 F7		1-2 F9		0-0 P4		1-2 G6-3		4-1 SF9 BLK BB	4 0 0 0 1 0 0												
Chris Gomez, R OBP: 0.377, SLG: 0.369 (1, 6)	1-1 G1-3		0-0 G6-3		1-0 BB 1B		3-2 F9		2-2 SF9	4 0 1 1 0 0 0												
Steve Finley, L OBP: 0.351, SLG: 0.536 (1, 8)	2-2 2B 1B		3-2 2B		0-0 F9		1-2 L5		0-1 G4-3	5 0 2 0 0 0 2												
Ken Caminiti, S OBP: 0.383, SLG: 0.526 (1, 5)	1-0 1-3 2B		2-2 F7		4-2 FC4-6 BB			3-1 G4-3		3 0 1 0 1 0 1												
Scott Livingstone, L OBP: 0.305, SLG: 0.363 (1, 3)	1-0 G5-3			2-2 HR 1B		0-0 FC4-6		2-3 K		4 1 1 0 0 1 4												
Marc Newfield, R OBP: 0.343, SLG: 0.438 (1, 9)		1-0 P6		2-0 HR		1-1 F8 2B		2-1 G4-3		4 1 2 2 0 0 0												
John Flaherty, R OBP: 0.317, SLG: 0.454 (1, 2)		1-3 K		1-3 K		2-2 F8			1-0 BB BLK 1B	4 1 1 0 0 2 1												
Jody Reed, R OBP: 0.316, SLG: 0.288 (1, 4)		4-1 FC6-4 BB		2-1 F7		4-0 G5-4-3 BB			4-0 BLK BB SF9 BB	1 1 0 0 3 0 0												
Fernando Valenzuela, L OBP: 0.143, SLG: 0.143 (1, 1)		0-1 FC6-4		1-1 G6-3		3-1 G5-4-3			0-0 L7	2 0 0 0 0 0 1												
Bryce Florie, R OBP: 0.316, SLG: 0.706 (6, PH)										0 0 0 0 0 0 0												
Rob Deer, R OBP: 0.160, SLG: 0.200 (8, 1)										1 0 0 0 0 0 2												
Sean Bergman, R OBP: 0.160, SLG: 0.200 (8, 1)										0 0 0 0 0 0 0												
Glenn Dishman, R OBP: 0.292, SLG: 0.242 (9, PH)										0 0 0 0 0 0 0												
Chris Gwynn, L OBP: 0.292, SLG: 0.242 (9, PH)										1 0 0 0 0 0 2												
Inning Stats	R: 0 E: 0 K: 0 S: 10	H: 2 LOB: 2 BB: 0 P: 17	R: 0 E: 0 K: 1 S: 7	H: 0 LOB: 1 BB: 1 P: 13	R: 0 E: 0 K: 0 S: 11	H: 1 LOB: 1 BB: 0 P: 17	R: 2 E: 0 K: 1 S: 14	H: 2 LOB: 0 BB: 0 P: 22	R: 0 E: 0 K: 0 S: 6	H: 1 LOB: 2 BB: 1 P: 11	R: 0 E: 0 K: 0 S: 7	H: 1 LOB: 1 BB: 1 P: 17	R: 0 E: 0 K: 0 S: 11	H: 0 LOB: 0 BB: 0 P: 16	R: 0 E: 0 K: 1 S: 8	H: 0 LOB: 0 BB: 0 P: 15	R: 2 E: 0 K: 0 S: 9	H: 1 LOB: 1 BB: 2 P: 20	1B: 4 2B: 3 3B: 0 HR: 1	SF: 1 SAC: 0 DP: 1 HBP: 0	WP: 0 PB: 0 SB: 0 CS: 0	PA: 39
PITCHER	IP WLS BF H R ER SO BB IBB HBP BLK WP HR S P ERA WHIP																					
Armando Reynoso, R ERA: 4.59 (1, 1)	6.0 W 27 7 2 2 2 3 0 0 0 0 0 1 55 97 3.00 1.667																					
Mark Thompson, R ERA: 6.19 (7, 1)	1.0 3 0 0 0 0 0 0 0 0 0 0 0 11 16 0.00 0.000																					
Mike Munoz, L ERA: 6.49 (8, 1)	1.0 3 0 0 0 1 0 0 0 0 0 0 0 8 15 0.00 0.000																					
Curt Leskanic, R ERA: 6.87 (9, 1)	1.0 6 1 2 2 0 2 0 0 0 1 0 0 9 20 18.00 3.000																					

San Diego Padres @ Colorado Rockies
 Coors Field, Denver, CO
 Sun Jul 14 1996, 3:33 AM MDT
 Att. 48,065 - Sunny - 74 F

livebaseballscorecards.com

AB	33
R	4
H	8
RBI	3
BB	5
SO	3
LOB	13



BOTTOM

San Diego Padres @ Colorado Rockies
Coors Field, Denver, CO
Sun Jul 14 1996, 3:33 AM MDT
Att. 48,065 - Sunny - 74 F

livebaseballscorecards.com

AB 37
R 8
H 13
RBI 7
BB 3
SO 2
LOB 24



WP: 1 PA: 40
PB: 0
SB: 2
CS: 0

AB R H RBI BB SO LOB

5 2 3 1 0 0 3

5 0 2 1 0 0 5

5 2 2 1 0 0 5

4 0 0 0 1 0 4

4 2 2 1 0 0 2

4 1 1 0 0 1 2

3 1 0 0 1 0 2

4 0 2 3 0 1 0

2 0 1 0 1 0 1
0 0 0 0 0 0 0
0 0 0 0 0 0 0
1 0 0 0 0 0 0
0 0 0 0 0 0 0

1B: 7 SF: 0
2B: 4 SAC: 0
3B: 0 DP: 1
HR: 3 HBP: 0

Batter	1	2	3	4	5	6	7	8	9
Eric Young Sr., R OBP: 0.428, SLG: 0.457 (1, 4)	1-0 F9 1B		1-2 L5-4 E 1B	1-1 P3		1-2 HR		0-1 1B 2B	
Walt Weiss, S OBP: 0.407, SLG: 0.364 (1, 6)	1-1 G5-3 1B		0-0 E1	1-0 G6-3		1-0 G6-3		0-0 WP 1B	
Ellis Burks, R OBP: 0.413, SLG: 0.644 (1, 7)	3-2 G5-3		2-0 L5-4		3-0 FC6-4 S 2B	2-1 HR		3-1 F8	
Dante Bichette, R OBP: 0.378, SLG: 0.551 (1, 9)	1-1 G2		2-1 F8		4-1 FC6-4 BB	2-2 G4-3		1-1 F9	
Vinny Castilla, R OBP: 0.353, SLG: 0.562 (1, 5)		0-0 HR		1-0 1B 1B	0-1 F7	1-0 G5-3			
Andres Galarraga, R OBP: 0.334, SLG: 0.534 (1, 3)		1-1 P6		3-0 E 1B 1B	3-2 FC6-4 E S 2B		2-3 K		
Jayhawk Owens, R OBP: 0.306, SLG: 0.416 (1, 2)		0-0 G3		2-1 F8	4-2 SAFE 2B BB		1-1 F9		
Quinton McCracken, S OBP: 0.336, SLG: 0.333 (1, 8)		2-2 F7		3-1 E6 1B	2-2 1-H 3-H 2B		3-3 K		
Armando Reynoso, R OBP: 0.270, SLG: 0.212 Mark Thompson, R OBP: 0.120, SLG: 0.160 Mike Munoz, L (8, 1) John Vander Wal, L OBP: 0.347, SLG: 0.419 Curt Leskanic, R OBP: 0.333, SLG: 0.667 (9, 1)			2-1 E 1B	4-0 BB	3-2 G6-3		0-0 G3		

Inning Stats	R: 0	H: 1	E: 0	K: 0	S: 10	R: 1	H: 1	E: 0	K: 0	S: 7	R: 0	H: 2	E: 1	K: 0	S: 9	R: 1	H: 3	E: 1	K: 0	S: 9	R: 3	H: 2	E: 0	K: 0	S: 15	R: 2	H: 2	E: 0	K: 0	S: 10	R: 0	H: 0	E: 0	K: 2	S: 9	R: 1	H: 2	E: 0	K: 0	S: 8
	LOB: 1	BB: 0	LOB: 0	BB: 0	P: 16	LOB: 2	BB: 0	LOB: 2	BB: 0	P: 10	LOB: 3	BB: 1	LOB: 3	BB: 2	P: 24	LOB: 1	BB: 2	LOB: 1	BB: 2	P: 34	LOB: 0	BB: 0	LOB: 0	BB: 0	P: 17	LOB: 0	BB: 0	LOB: 0	BB: 0	P: 15	LOB: 1	BB: 0	LOB: 1	BB: 0	P: 12					

PITCHER	IP	WLS	BF	H	R	ER	SO	BB	IBB	HBP	BLK	WP	HR	S	P	ERA	WHIP
Fernando Valenzuela, L ERA: 4.08 (1, 1)	4.2	L	26	9	5	5	0	3	0	0	0	0	1	47	94	9.64	2.571
Bryce Florie, R ERA: 3.94 (5, 1)	0.1		1	0	0	0	0	0	0	0	0	0	0	3	6	0.00	0.000
Sean Bergman, R ERA: 4.85 (6, 1)	2.0		8	2	2	2	0	0	0	0	0	0	2	19	32	9.00	1.000
Glenn Dishman, L ERA: 7.71 (8, 1)	1.0		5	2	1	1	0	0	0	0	0	1	0	8	12	9.00	2.000

Batter	1	2	3	4	5	6	7	8	9	10	AB R H RBI BB SO LOB	TOP											
Rickey Henderson, R OBP: 0.412, SLG: 0.344 (1, 7) X	0-0 F8 ①		0-0 G1-3 ③			0-3 K ③			0-0 F7 ①		4 0 0 0 0 1 1	San Diego Padres @ Los Angeles Dodgers Dodger Stadium, Los Angeles, CA Mon Jul 15 1996, 7:05 PM PDT Att. 44,368 - Unknown - 80 F livebaseballscorecards.com											
Chris Gomez, R OBP: 0.379, SLG: 0.371 (1, 6) S	0-3 K ②			0-0 F9 ①			0-0 F9 G3-1 1B		0-0 FC4-6 1B		4 0 2 0 0 1 0												
Steve Finley, L OBP: 0.348, SLG: 0.531 (1, 8) X	0-0 G6-3 ③			0-0 F7 ②			0-0 G3-1 ①		0-0 FC4-6 ②		4 0 0 0 0 0 2												
Ken Caminiti, S OBP: 0.382, SLG: 0.522 (1, 5)		0-0 G4-6-3 1B		0-0 F7 ③			0-0 F9 ②		0-3 K ③		4 0 1 0 0 1 2												
Wally Joyner, L OBP: 0.430, SLG: 0.483 (1, 3)		0-0 G4-6-3 ① ② 1-2f			0-0 G4-3 ①		4-0 IBB			0-0 G4-3 ①	3 0 0 0 1 0 1												
Marc Newfield, R OBP: 0.337, SLG: 0.429 Ron Villone, L (7, 1) Doug Bochtler, R (8, 1) Rob Deer, R OBP: 0.300, SLG: 0.667 (10, PH) Trevor Hoffman, R (10, 1)		0-0 F7 ③			0-3 K ②		0-3 K ③			0-3 K ②	3 0 0 0 0 2 2 0 0 0 0 0 0 0 0 0 0 0 0 0 0 1 0 0 0 0 1 0 0 0 0 0 0 0 0												
Brian Johnson, R OBP: 0.305, SLG: 0.471 (1, 2)			0-0 G5-3 ①		0-0 G4-3 ③			0-0 F9 ①		0-3 K ③	4 0 0 0 0 1 0												
Jody Reed, R OBP: 0.319, SLG: 0.291 (1, 4)			0-0 SH3 1B			0-0 F9 ①		0-0 CS 1B			3 0 2 0 0 0 0												
Andy Ashby, R OBP: 0.257, SLG: 0.353 Chris Gwynn, L OBP: 0.288, SLG: 0.238 (1, 1) (7, 9)			0-0 SH3 ②			0-0 G6-3 ②		0-3 K ③			1 0 0 0 0 0 0 1 0 0 0 0 1 1												
Inning Stats	R: 0 E: 0 K: 1 S: 5	H: 0 LOB: 0 BB: 0 P: 5	R: 0 E: 0 K: 0 S: 3	H: 1 LOB: 0 BB: 0 P: 3	R: 0 E: 0 K: 0 S: 4	H: 1 LOB: 1 BB: 0 P: 4	R: 0 E: 0 K: 0 S: 3	H: 0 LOB: 0 BB: 0 P: 3	R: 0 E: 0 K: 1 S: 5	H: 0 LOB: 0 BB: 0 P: 5	R: 0 E: 0 K: 1 S: 5		H: 1 LOB: 2 BB: 1 P: 10	R: 0 E: 0 K: 1 S: 5	H: 1 LOB: 1 BB: 0 P: 5	R: 0 E: 0 K: 1 S: 6	H: 1 LOB: 1 BB: 0 P: 6	R: 0 E: 0 K: 2 S: 7	H: 0 LOB: 0 BB: 0 P: 7	1B: 5 2B: 1 3B: 0 HR: 0	SF: 0 SAC: 1 DP: 2 HBP: 0	WP: 0 PB: 0 SB: 2 CS: 1	PA: 34
PITCHER	IP WLS BF H R ER SO BB IBB HBP BLK WP HR S P ERA WHIP																						
Pedro Astacio, R ERA: 3.53 Mark Guthrie, L ERA: 1.04	(1, 1) 8.1	(9, 1) 1.2	W 5 0 0 0 3 0 0 0 0 0 0 0 0 0.00 0.600																				

BOTTOM

San Diego Padres @ Los Angeles Dodgers
Dodger Stadium, Los Angeles, CA

Mon Jul 15 1996, 7:05 PM PDT
Att. 44,368 - Unknown - 80 F

livebaseballscorecards.com

AB 34
R 1
H 7
RBI 1
BB 3
SO 8
LOB 17



WP: 0 PA: 38
PB: 0
SB: 0
CS: 0

AB R H RBI BB SO LOB

5 0 1 0 0 2 4
3 0 0 0 0 0 2
1 0 0 0 0 1 0
0 0 0 0 0 0 0
1 0 1 1 0 0 0

3 0 1 0 1 1 0

4 0 1 0 0 1 3

4 0 1 0 0 0 0

3 0 1 0 1 1 2

1 0 0 0 1 0 0

2 0 0 0 0 0 1

4 1 1 0 0 0 2

3 0 0 0 0 2 3
0 0 0 0 0 0 0
0 0 0 0 0 0 0

1B: 6 SF: 0
2B: 1 SAC: 1
3B: 0 DP: 2
HR: 0 HBP: 0

Batter	1	2	3	4	5	6	7	8	9	10
Delino DeShields, L (1, 4) OBP: 0.297, SLG: 0.340	0-0 G1-3 1B		0-0 G4-3 1-2		0-0 G5-3			0-3 K		0-3 K
Todd Hollandsworth, L (1, 7) OBP: 0.352, SLG: 0.387 Billy Ashley, R (8, PH) OBP: 0.284, SLG: 0.360 Chad Fonville, S (9, 8) OBP: 0.295, SLG: 0.261 Dave Hansen, L (10, PH) OBP: 0.273, SLG: 0.190	0-0 G1-3 1-2		0-0 G4-3			0-0 L7		0-3 K		0-0 1B 2-H
Mike Piazza, R (1, 2) OBP: 0.428, SLG: 0.616	4-0 G6-4-3 BB			0-0 G5-4-3 1B		0-0 G6-3		0-3 K		
Eric Karros, R (1, 3) OBP: 0.311, SLG: 0.472	0-0 G6-4-3 1-2f			0-0 G5-4-3 1-2f		0-0 2B 1B		0-3 K		
Raul Mondesi, R (1, 9) OBP: 0.302, SLG: 0.471		0-0 G5-3		0-0 F8		0-0 1-3 2B		0-0 4-3		
Mike Blowers, R (1, 5) OBP: 0.341, SLG: 0.397		0-0 P3			0-0 G1-3 BB 1B	0-3 K		4-0 BLK BB		
Wayne Kirby, L (1, 8) OBP: 0.242, SLG: 0.172 Roger Cedeno, S (7, PH) OBP: 0.326, SLG: 0.343		0-0 B1-3			4-0 G1-3 BB 1-2 BB		0-0 P4	0-0 G3-1 1-2		
Greg Gagne, R (1, 6) OBP: 0.362, SLG: 0.408			0-0 G4-3 1B		0-0 G1-3 1-2 2-3		0-0 F7		0-0 E6 SH3-4 1B	
Pedro Astacio, R (1, 1) OBP: 0.053, SLG: 0.027 Mark Guthrie, R (9, 1) Juan Castro, R (10, PH) OBP: 0.265, SLG: 0.297			0-3 K		0-0 G3		0-3 K		0-0 SH3-4 1-2	

Inning Stats	R: 0	H: 1	E: 0	K: 0	S: 3	R: 0	H: 0	E: 0	K: 0	S: 3	R: 0	H: 1	E: 0	K: 1	S: 6	R: 0	H: 1	E: 0	K: 0	S: 3	R: 0	H: 1	E: 0	K: 1	S: 4	R: 0	H: 2	E: 0	K: 1	S: 7	R: 0	H: 0	E: 0	K: 1	S: 5	R: 0	H: 0	E: 0	K: 3	S: 9	R: 0	H: 0	E: 0	K: 1	S: 5	R: 0	H: 0	E: 0	K: 1	S: 5	R: 1	H: 1	E: 1	K: 1	S: 6	1B: 6	SF: 0	2B: 1	SAC: 1	3B: 0	DP: 2	HR: 0	HBP: 0	WP: 0	PA: 38
--------------	------	------	------	------	------	------	------	------	------	------	------	------	------	------	------	------	------	------	------	------	------	------	------	------	------	------	------	------	------	------	------	------	------	------	------	------	------	------	------	------	------	------	------	------	------	------	------	------	------	------	------	------	------	------	------	-------	-------	-------	--------	-------	-------	-------	--------	-------	--------

PITCHER	IP	WLS	BF	H	R	ER	SO	BB	IBB	HBP	BLK	WP	HR	S	P	ERA	WHIP
Andy Ashby, R (1, 1) ERA: 2.77	6.0		24	6	0	0	2	2	0	0	0	0	0	26	34	0.00	1.333
Ron Villone, L (7, 1) ERA: 1.84	1.1		4	0	0	0	2	0	0	0	0	0	0	8	8	0.00	0.000
Doug Bachtler, R (8, 1) ERA: 3.55	1.2		6	0	0	0	3	1	0	0	1	0	0	11	15	0.00	0.600
Trevor Hoffman, R (10, 1) ERA: 2.49	0.2	L	4	1	1	0	1	0	0	0	0	0	0	6	6	0.00	1.500

Batter	1	2	3	4	5	6	7	8	9	AB R H RBI BB SO LOB	TOP											
Rickey Henderson, R OBP: 0.409, SLG: 0.339 (1, 7)	2-2 E3 E	4-2 1B 1B BB	3-1 F7		0-3 K			1-3 K		4 2 0 0 1 2 3												
Chris Gomez, R OBP: 0.379, SLG: 0.377 (1, 6)	1-1 G1-3	0-0 BB 1B 1B		2-3 K		2-2 G6-3		3-2 SF8 2B		5 0 2 2 0 1 1												
Steve Finley, L OBP: 0.349, SLG: 0.533 (1, 8)	3-1 E1 SF8	0-0 BB 1B		0-0 E 2B		1-2 G4-3		1-0 SF8		4 2 2 2 0 0 0												
Ken Caminiti, S OBP: 0.379, SLG: 0.517 (1, 5)	0-1 SF8	1-1 F8		4-1 E BB		0-0 F9		1-1 P5		3 1 0 1 1 0 3												
Wally Joyner, L OBP: 0.427, SLG: 0.475 (1, 3)	0-1 F9	4-0 BB		0-0 E1			1-2 P6		2-2 G6-3	3 0 0 0 1 0 0												
Scott Livingstone, L OBP: 0.303, SLG: 0.360 (8, 3)		1-2 2-3 BB		1-3 1-H 2-H						1 0 0 0 0 0 0												
Marc Newfield, R OBP: 0.335, SLG: 0.431 (1, 9)																						
Tim Worrell, R OBP: 0.167, SLG: 0.091 (7, 1)																						
John Flaherty, R OBP: 0.318, SLG: 0.453 (1, 2)																						
Jody Reed, R OBP: 0.323, SLG: 0.297 (1, 4)																						
Bob Tewksbury, R OBP: 0.087, SLG: 0.068 (1, 1)																						
Chris Gwynn, L OBP: 0.297, SLG: 0.250 (7, 9)																						
Inning Stats	R: 2 E: 2 K: 0 S: 12	H: 0 LOB: 0 BB: 0 P: 18	R: 4 E: 0 K: 1 S: 22	H: 5 LOB: 3 BB: 2 P: 38	R: 0 E: 0 K: 1 S: 8	H: 1 LOB: 1 BB: 1 P: 16	R: 2 E: 1 K: 2 S: 14	H: 1 LOB: 1 BB: 1 P: 22	R: 0 E: 0 K: 2 S: 8	H: 0 LOB: 0 BB: 0 P: 10	R: 0 E: 0 K: 0 S: 8	H: 0 LOB: 0 BB: 0 P: 11	R: 0 E: 0 K: 0 S: 10	H: 0 LOB: 0 BB: 0 P: 13	R: 2 E: 0 K: 1 S: 15	H: 3 LOB: 1 BB: 0 P: 23	R: 0 E: 0 K: 1 S: 9	H: 1 LOB: 1 BB: 0 P: 13	1B: 6 2B: 5 3B: 0 HR: 0	SF: 2 SAC: 0 DP: 0 HBP: 0	WP: 0 PB: 0 SB: 0 CS: 1	PA: 44
PITCHER	IP WLS BF H R ER SO BB IBB HBP BLK WP HR S P ERA WHIP																					
Ramon Martinez, R ERA: 3.75 (1, 1)	5.0 L 28 7 8 4 6 4 0 0 0 0 0 0 64 104 7.20 2.200																					
Joey Eischen, L ERA: 4.68 (6, 1)	2.0 6 0 0 0 0 0 0 0 0 0 0 0 18 24 0.00 0.000																					
Antonio Osuna, R ERA: 2.22 (8, 1)	1.0 6 3 2 2 1 0 0 0 0 0 0 0 15 23 18.00 3.000																					
Scott Radinsky, L ERA: 2.22 (9, 1)	1.0 4 1 0 0 1 0 0 0 0 0 0 0 9 13 0.00 1.000																					

San Diego Padres @ Los Angeles Dodgers
 Dodger Stadium, Los Angeles, CA
 Tue Jul 16 1996, 3:33 AM PDT
 Att. 52,436 - Sunny - 83 F

AB	38
R	10
H	11
RBI	7
BB	4
SO	8
LOB	15



WP: 0	PA: 44
PB: 0	
SB: 0	
CS: 1	

Batter	1	2	3	4	5	6	7	8	9	AB	R	H	RBI	BB	SO	LOB							
Delino DeShields, L OBP: 0.294, SLG: 0.336 (1, 4)	2-2 F8	0-0 G4-3					2-3 K		1-3 K								4	0	0	0	0	2	2
Todd Hollandsworth, L OBP: 0.358, SLG: 0.391 (1, 7)	1-1 1B SF8 1B		1-0 G4-3			4-2 BB		1-1 1B 1B									3	1	2	0	1	0	0
Mike Piazza, R OBP: 0.427, SLG: 0.613 Tom Prince, R OBP: 0.319, SLG: 0.425 (1, 2) (8, 2)	1-2 1-3 1B		0-2 G4-3			0-0 G3		1-0 P5									3	0	1	0	0	0	1
Eric Karros, R OBP: 0.310, SLG: 0.470 (1, 3)	1-1 SF8		0-0 G6-3			0-1 1B		0-3 K									3	0	1	1	0	1	1
Raul Mondesi, R OBP: 0.304, SLG: 0.471 (1, 9)	0-0 F8			0-0 G6-4-3 E 1B		1-2 L4		1-0 1-3 1B									4	0	2	0	0	0	2
Mike Blowers, R OBP: 0.337, SLG: 0.392 (1, 5)		3-2 F9		2-0 E6 G6-4-3		1-1 F7		0-3 K									4	0	0	0	0	1	4
Wayne Kirby, L OBP: 0.243, SLG: 0.182 (1, 8)		3-2 FC5-4 1B		3-2 G6-4-3 1-2f 2-3		2-2 P6		2-2 G4-3									4	0	1	0	0	0	3
Greg Gagne, R OBP: 0.357, SLG: 0.402 Juan Castro, R OBP: 0.263, SLG: 0.293 (1, 6) (8, 6)		0-2 FC5-4 BB		1-0 G5-3			2-3 K		2-1 F8								3	0	0	0	0	1	2
Ramon Martinez, R OBP: 0.125, SLG: 0.087 Chad Forville, S OBP: 0.294, SLG: 0.260 Joey Eschschert, L Roger Cedeno, S OBP: 0.325, SLG: 0.341 Antonio Osuna, R Scott Radinsky, L Dave Hansen, L OBP: 0.269, SLG: 0.188 (1, 1) (5, PH) (6, 1) (7, PH) (8, 1) (9, 1) (9, PH)		4-0 1-2 BB		0-1 G3-1		1-1 G5-3		0-0 P6									0	0	0	0	1	0	0

Inning Stats	R: 1	H: 2	E: 0	K: 0	S: 11	H: 2	LOB: 1	BB: 0	P: 16	R: 0	H: 1	E: 0	K: 0	S: 11	R: 0	H: 0	E: 0	K: 0	S: 5	R: 0	H: 1	E: 1	K: 0	S: 6	R: 0	H: 0	E: 0	K: 1	S: 9	R: 0	H: 1	E: 0	K: 0	S: 11	R: 0	H: 2	E: 0	K: 2	S: 10	R: 0	H: 0	E: 0	K: 0	S: 6	R: 0	H: 0	E: 0	K: 0	S: 6	1B: 7	2B: 0	3B: 0	HR: 0	SF: 1	SAC: 0	DP: 1	HBP: 0	WP: 0	PB: 0	SB: 0	CS: 0	PA: 36
--------------	------	------	------	------	-------	------	--------	-------	-------	------	------	------	------	-------	------	------	------	------	------	------	------	------	------	------	------	------	------	------	------	------	------	------	------	-------	------	------	------	------	-------	------	------	------	------	------	------	------	------	------	------	-------	-------	-------	-------	-------	--------	-------	--------	-------	-------	-------	-------	--------


PITCHER	IP	WLS	BF	H	R	ER	SO	BB	IBB	HBP	BLK	WP	HR	S	P	ERA	WHIP
Bob Tewksbury, R ERA: 4.04 (1, 1)	6.0	W	25	5	1	1	1	2	0	0	0	0	0	53	85	1.50	1.167
Tim Worrell, R ERA: 2.75 (7, 1)	3.0	S	11	2	0	0	4	0	0	0	0	0	0	24	35	0.00	0.667

BOTTOM

San Diego Padres @ Los Angeles Dodgers
Dodger Stadium, Los Angeles, CA

Tue Jul 16 1996, 3:33 AM PDT
Att: 52,436 - Sunny - 83 F

AB	33
R	1
H	7
RBI	1
BB	2
SO	5
LOB	16



livebaseballscorecards.com

Batter	1	2	3	4	5	6	7	8	9	AB R H RBI BB SO LOB	TOP																									
Rickey Henderson, R OBP: 0.407, SLG: 0.337 (1, 7)	0-0 G3		0-0 G6-4-3 1B		0-0 F8		0-3 K	0-0 G6-3		5 0 1 0 0 1 4																										
Chris Gomez, R OBP: 0.375, SLG: 0.377 (1, 6)	0-3 K		0-0 G6-4-3 1-2f		0-3 K			0-0 P3	0-0 2B	5 0 1 0 0 2 1																										
Steve Finley, L OBP: 0.349, SLG: 0.530 (1, 8)	0-0 1B		0-0 L1		0-0 G4-3			4-0 SF9 BB	0-0 P4	4 1 1 0 1 0 1																										
Ken Caminiti, S OBP: 0.376, SLG: 0.513 (1, 5)	0-3 K			0-0 BB SF7 1B		0-0 G3		0-0 SF9 1-H	0-3 K	4 1 1 1 0 2 2																										
Wally Joyner, L OBP: 0.426, SLG: 0.474 (1, 3)		0-0 G4-3		0-0 SF7 BB FC5-4 1B		0-0 G5-3		0-0 HBP 1B	0-3 K	5 2 2 0 0 1 1																										
Marc Newfield, R OBP: 0.339, SLG: 0.426 (1, 9)		0-0 G5-3		4-0 BB FC5-4 BB		0-0 G4-3		1-0 1B HBP		2 1 0 0 1 0 0																										
Rob Deer, R OBP: 0.300, SLG: 0.667 (8, 9)				1-2 2-3 BB				1-2 1B HBP		0 0 0 0 0 0 0																										
John Flaherty, R OBP: 0.321, SLG: 0.455 (1, 2)		0-0 1B		0-0 SF7			0-3 K	0-0 1B		3 0 2 2 0 1 0																										
Jody Reed, R OBP: 0.325, SLG: 0.299 (1, 4)		0-0 1B		2-3 3-H		0-0 FC5-4		1-3 2-H 1B		4 0 2 2 0 0 1																										
Joey Hamilton, R OBP: 0.159, SLG: 0.186 (7, PH)		0-3 K		0-0 FC5-4		0-0 K		0-0 BB		2 0 0 0 0 2 3																										
Chris Gwynn, L OBP: 0.307, SLG: 0.277 (7, 1)				1-2f		0-3 K		4-0 1-2 BB		1 0 1 0 0 0 0																										
Bryce Florie, R (7, 1)				3-H						0 0 0 0 0 0 0																										
Scott Livingstone, L OBP: 0.286, SLG: 0.360 (8, PH)				0-3 K						0 0 0 0 0 1 0 0																										
Doug Bochtler, R (8, 1)										0 0 0 0 0 0 0 0																										
Trevor Hoffman, R (8, 1)										0 0 0 0 0 0 0 0																										
Inning Stats	R: 0 E: 0 K: 2 S: 8	H: 1 LOB: 1 BB: 0 P: 8	R: 0 E: 0 K: 1 S: 7	H: 2 LOB: 2 BB: 0 P: 7	R: 0 E: 0 K: 0 S: 3	H: 1 LOB: 0 BB: 0 P: 3	R: 2 E: 0 K: 1 S: 7	H: 2 LOB: 1 BB: 1 P: 11	R: 0 E: 0 K: 1 S: 5	H: 0 LOB: 0 BB: 0 P: 5	R: 0 E: 0 K: 0 S: 3	H: 0 LOB: 0 BB: 0 P: 3	R: 0 E: 0 K: 2 S: 8	H: 1 LOB: 1 BB: 0 P: 8	R: 3 E: 0 K: 0 S: 6	H: 3 LOB: 3 BB: 2 P: 15	R: 0 E: 0 K: 2 S: 8	H: 1 LOB: 1 BB: 0 P: 8	1B: 9 2B: 2 3B: 0 HR: 0	SF: 2 SAC: 0 DP: 1 HBP: 1	WP: 0 PB: 0 SB: 2 CS: 0	PA: 41														
PITCHER	IP WLS BF H R ER SO BB IBB HBP BLK WP HR S P ERA WHIP																				PITCHER	IP WLS BF H R ER SO BB IBB HBP BLK WP HR S P ERA WHIP														
Ismael Valdez, R ERA: 3.13 (1, 1)	7.0		28	7	2	2	7	1	0	0	0	0	0	41	45	2.57	1.143																			
Mark Guthrie, L ERA: 1.43 (8, 1)	0.2		4	1	2	2	0	1	0	0	0	0	0	3	7	27.00	3.000																			
Antonio Osuna, R ERA: 2.38 (8, 1)	0.1	L	5	2	1	1	0	1	0	1	0	0	0	3	8	27.00	9.000																			
Todd Worrell, R ERA: 3.29 (9, 1)	1.0		4	1	0	0	2	0	0	0	0	0	0	8	8	0.00	1.000																			

San Diego Padres @ Los Angeles Dodgers
Dodger Stadium, Los Angeles, CA
Wed Jul 17 1996, 7:05 PM PDT
Att. 42,423 - Unknown - 71 F

AB	35
R	5
H	11
RBI	5
BB	3
SO	9
LOB	13



Batter	1	2	3	4	5	6	7	8	9	AB	R	H	RBI	BB	SO	LOB
Chad Fonville, S OBP: 0.286, SLG: 0.253 (1, 8)	0-3 K	0-0 G4-3		0-3 K			0-0 G2-3		0-0 P4	5	0	0	0	0	2	3
Delino DeShields, L OBP: 0.294, SLG: 0.333 (1, 4)	0-0 G4-3		0-0 G6-3		0-3 K		4-0 CS BB			3	0	0	0	1	1	0
Mike Piazza, R OBP: 0.431, SLG: 0.623 (1, 2)	4-0 BB		0-0 G4-6-3 1B		0-0 HR		0-0 G6-3 1-2			3	1	2	1	1	0	1
Eric Karros, R OBP: 0.307, SLG: 0.465 (1, 3)	0-3 K		0-0 G4-6-3 1-2f		0-3 K			0-3 K		4	0	0	0	0	3	2
Raul Mondesi, R OBP: 0.306, SLG: 0.473 (1, 9)		0-3 K		4-0 BB 1B	0-0 PB 2B			0-0 F9		3	1	1	0	1	1	0
Mike Blowers, R OBP: 0.341, SLG: 0.394 (1, 5)		0-0 1B		4-0 BB 1B	0-3 K			4-0 BB		1	1	1	0	1	0	0
Dave Hansen, L OBP: 0.275, SLG: 0.183 (5, 5)		1B		1-2 G4-3 BB	2-3 K					1	0	0	0	1	1	1
Roger Cedeno, S OBP: 0.325, SLG: 0.341 (8, PR)		1B								0	0	0	0	0	0	0
Todd Worrell, R OBP: 0.341 (9, 1)		1B								0	0	0	0	0	0	0
Todd Hollandsworth, L OBP: 0.360, SLG: 0.393 (1, 7)		0-0 1B		0-0 G4-3 1B			0-0 F7		0-3 K	4	1	2	1	0	1	1
Greg Gagne, R OBP: 0.359, SLG: 0.401 (1, 6)		0-0 1B		4-0 G4-3 BB			0-0 G3		0-3 K	3	0	1	1	1	1	0
Ismael Valdez, R OBP: 0.125, SLG: 0.103 (1, 1)		0-3 K		0-0 G4-3			0-3 K		0-0 F7	3	0	0	1	0	2	4
Mark Guthrie, R OBP: 0.125, SLG: 0.103 (8, 1)				1-3 2-H						0	0	0	0	0	0	0
Antonio Osuna, R OBP: 0.125, SLG: 0.103 (8, 1)				1-2 3-H						0	0	0	0	0	0	0
Juan Castro, R OBP: 0.263, SLG: 0.293 (9, 5)				1-2 3-H						0	0	0	0	0	0	0
Wayne Kirby, L OBP: 0.237, SLG: 0.176 (9, PH)				1-3 2-H 3-H						1	0	0	0	0	0	0

Inning Stats	R: 0	H: 0	E: 0	K: 2	S: 7	H: 0	LOB: 1	BB: 1	P: 11	R: 1	H: 3	E: 0	K: 2	S: 10	R: 0	H: 1	E: 0	K: 0	S: 3	R: 2	H: 1	E: 0	K: 1	S: 5	R: 1	H: 2	E: 0	K: 3	S: 11	R: 0	H: 0	E: 0	K: 1	S: 5	R: 0	H: 0	E: 0	K: 0	S: 2	R: 0	H: 0	E: 0	K: 2	S: 7	R: 0	H: 0	E: 0	K: 1	S: 5	R: 0	H: 0	E: 0	K: 0	S: 5	1B: 5	SF: 0	2B: 1	SAC: 0	3B: 0	DP: 1	HR: 1	HBP: 0	WP: 0	PA: 37
--------------	------	------	------	------	------	------	--------	-------	-------	------	------	------	------	-------	------	------	------	------	------	------	------	------	------	------	------	------	------	------	-------	------	------	------	------	------	------	------	------	------	------	------	------	------	------	------	------	------	------	------	------	------	------	------	------	------	-------	-------	-------	--------	-------	-------	-------	--------	-------	--------

PITCHER	IP	WLS	BF	H	R	ER	SO	BB	IBB	HBP	BLK	WP	HR	S	P	ERA	WHIP
Joey Hamilton, R ERA: 4.7 (1, 1)	6.0		27	7	4	4	9	4	0	0	0	0	1	41	57	6.00	1.833
Bryce Florie, R ERA: 3.86 (7, 1)	1.0	W	3	0	0	0	0	1	0	0	0	0	0	2	6	0.00	1.000
Doug Bochtler, R ERA: 3.46 (8, 1)	1.0		4	0	0	0	2	1	0	0	0	0	0	7	11	0.00	1.000
Trevor Hoffman, R ERA: 2.44 (9, 1)	1.0	S	3	0	0	0	1	0	0	0	0	0	0	5	5	0.00	0.000


BOTTOM

San Diego Padres @ Los Angeles Dodgers
 Dodger Stadium, Los Angeles, CA

Wed Jul 17 1996, 7:05 PM PDT
 Att: 42,423 - Unknown - 71 F

AB	31
R	4
H	7
RBI	4
BB	6
SO	12
LOB	12

livebaseballscorecards.com



Batter	1	2	3	4	5	6	7	8	9	AB R H RBI BB SO LOB	TOP											
Eric Young Sr. R (1, 4) OBP: 0.433, SLG: 0.477	0-3 K		1-3 K		2-1 F7		1-0 1B HBP			3 0 0 0 0 2 1												
Walt Weiss, S (1, 6) OBP: 0.406, SLG: 0.371	3-2 G3		1-1 L6			1-2 2B	1-2 1B			3 0 1 0 0 0 0												
Curt Leskanic, R (6, 1) OBP: 0.333, SLG: 0.667										0 0 0 0 0 0 0												
Angel Echevarria, R (7, PH) OBP: 0.500, SLG: 0.500										1 0 1 1 0 0 0												
Mike Munoz, L (7, 1)										0 0 0 0 0 0 0												
Mark Thompson, R (7, 1) OBP: 0.120, SLG: 0.160										0 0 0 0 0 0 0												
Ellis Burks, R (1, 7) OBP: 0.402, SLG: 0.623	1-0 F8			4-1 G5-3 BB		0-1 P6	3-3 K			3 0 0 0 1 1 4												
Dante Bichette, R (1, 9) OBP: 0.378, SLG: 0.549		1-2 F7		1-3 K		0-2 P5		0-2 F9		4 0 0 0 0 1 2												
Vinny Castilla, R (1, 5) OBP: 0.343, SLG: 0.543		2-3 K		2-1 G5-3		2-3 K		3-2 F8		4 0 0 0 0 2 2												
Andres Galarraga, R (1, 3) OBP: 0.333, SLG: 0.538		2-2 2B		1-3 K			3-2 F7	1-1 P4		4 1 1 0 0 1 1												
Jeff Reed, L (1, 2) OBP: 0.357, SLG: 0.430		2-1 2B			3-3 K		1-0 F9		3-2 F7	4 0 1 1 0 1 0	AB 33											
Quinton McCracken, S (1, 8) OBP: 0.351, SLG: 0.327		1-3 K2-3			1-0 SH1 1B		1-1 1B		2-2 F7	4 1 2 0 0 1 1	R 2											
Kevin Ritz, R (1, 1) OBP: 0.233, SLG: 0.225			1-3 K		0-1 SH1		0-0 1B		0-0 G5-3	1 0 0 0 0 1 0	H 7											
Jason Bates, S (6, 6) OBP: 0.331, SLG: 0.327							1-3 1B			2 0 1 0 0 0 0	RBI 2											
											BB 1											
											SO 10											
											LOB 11											
Inning Stats	R: 0 E: 0 K: 1 S: 10	H: 0 LOB: 0 BB: 0 P: 14	R: 1 E: 0 K: 2 S: 15	H: 2 LOB: 1 BB: 0 P: 23	R: 0 E: 0 K: 2 S: 8	H: 0 LOB: 0 BB: 0 P: 11	R: 0 E: 0 K: 2 S: 10	H: 0 LOB: 1 BB: 1 P: 18	R: 0 E: 0 K: 1 S: 8	H: 1 LOB: 1 BB: 0 P: 14	R: 0 E: 0 K: 1 S: 12	H: 1 LOB: 1 BB: 0 P: 15	R: 1 E: 0 K: 1 S: 14	H: 3 LOB: 3 BB: 0 P: 24	R: 0 E: 0 K: 0 S: 8	H: 0 LOB: 0 BB: 0 P: 12	R: 0 E: 0 K: 0 S: 9	H: 0 LOB: 0 BB: 0 P: 14	1B: 4 2B: 3 3B: 0 HR: 0	SF: 0 SAC: 1 DP: 0 HBP: 1	WP: 0 PB: 0 SB: 0 CS: 0	PA: 36
PITCHER	IP WLS BF H R ER SO BB IBB HBP BLK WP HR S P ERA WHIP																					
Scott Sanders, R (1, 1) ERA: 3.99	6.2 W 27 6 2 2 9 1 0 0 0 0 0 0 71 108 2.70 1.050																					
Ron Villone, L (7, 1) ERA: 1.84	0.0 2 1 0 0 0 0 0 0 1 0 0 0 3 5 ∞ ∞																					
Tim Worrell, R (7, 1) ERA: 2.74	0.1 1 0 0 0 1 0 0 0 0 0 0 0 3 6 0.00 0.000																					
Willie Blair, R (8, 1) ERA: 5.08	2.0 6 0 0 0 0 0 0 0 0 0 0 0 17 26 0.00 0.000																					

Colorado Rockies @ San Diego Padres
 Jack Murphy Stadium, San Diego, CA
 Thu Jul 18 1996, 6:33 AM EDT
 Att. 24,212 - Sunny - 73 F

livebaseballscorecards.com



Batter	1	2	3	4	5	6	7	8	9	AB	R	H	RBI	BB	SO	LOB
Rickey Henderson, R OBP: 0.407, SLG: 0.341 (1, 7)	F8		G5-3	P4		1B 2B	1B			5	1	2	0	0	0	2
Chris Gomez, R OBP: 0.376, SLG: 0.375 (1, 6)	G4-3		HR		G4-3	1B	F9			4	1	1	2	1	0	3
Steve Finley, L OBP: 0.350, SLG: 0.538 (1, 8)	2B		HR		G4-3	K2-3		K		5	1	2	3	0	2	1
Ken Caminiti, S OBP: 0.380, SLG: 0.528 (1, 5)	G4-3		F7		HR		BB 2B 1B	2B		5	2	3	1	0	0	1
Wally Joyner, L OBP: 0.426, SLG: 0.469 (1, 3)		F8			1B		F7	G6-3		4	0	1	0	1	0	2
Chris Gwynn, L OBP: 0.295, SLG: 0.265 Rob Deer, R OBP: 0.364, SLG: 0.667 (7, PH) (8, 9)	F7	F7	F7		L5		2B SF8 BB	FC5-4 BB		3	0	0	0	0	0	2
John Flaherty, R OBP: 0.323, SLG: 0.471 (1, 2)	HR			F8		G6-3	1B 2B	FC5-4		5	1	2	2	0	0	2
Jody Reed, R OBP: 0.324, SLG: 0.297 (1, 4)	G5-3			F8		K	1B IBB			3	0	0	0	1	1	0
Scott Sanders, R OBP: 0.222, SLG: 0.250 Ron Villone, L (7, 1) Tim Worrell, R OBP: 0.167, SLG: 0.091 Marc Newfield, R OBP: 0.337, SLG: 0.426 Willie Blair, R (8, 1)			HR			K 2B 1B	SF8			2	2	1	0	1	1	0

Inning Stats	R: 0	H: 1	E: 0	K: 0	S: 6	R: 1	H: 1	E: 0	K: 0	S: 8	R: 3	H: 2	E: 0	K: 0	S: 14	R: 0	H: 0	E: 0	K: 0	S: 8	R: 1	H: 2	E: 0	K: 0	S: 12	R: 2	H: 2	E: 0	K: 3	S: 19	R: 2	H: 3	E: 0	K: 0	S: 16	R: 0	H: 1	E: 0	K: 1	S: 13	1B: 4	2B: 5	3B: 0	HR: 3	SF: 1	SAC: 0	DP: 0	HBP: 0	WP: 1	PA: 43
--------------	------	------	------	------	------	------	------	------	------	------	------	------	------	------	-------	------	------	------	------	------	------	------	------	------	-------	------	------	------	------	-------	------	------	------	------	-------	------	------	------	------	-------	-------	-------	-------	-------	-------	--------	-------	--------	-------	--------

PITCHER	IP	WLS	BF	H	R	ER	SO	BB	IBB	HBP	BLK	WP	HR	S	P	ERA	WHIP
Kevin Ritz, R ERA: 4.8 (1, 1)	5.0	L	24	6	5	5	0	3	0	0	0	0	3	48	84	9.00	1.800
Curt Leskanic, R ERA: 7.11 (6, 1)	1.0		6	2	2	2	3	0	0	0	0	1	0	19	27	18.00	2.000
Mike Munoz, L ERA: 7.0 (7, 1)	0.2		7	3	2	2	0	1	1	0	0	0	0	14	26	27.00	6.000
Mark Thompson, R ERA: 6.1 (7, 1)	1.1		6	1	0	0	1	1	0	0	0	0	0	15	26	0.00	1.500

BOTTOM

Colorado Rockies @ San Diego Padres
Jack Murphy Stadium, San Diego, CA

Thu Jul 18 1996, 6:33 AM EDT
Att. 24,212 - Sunny - 73 F

AB	36
R	9
H	12
RBI	9
BB	6
SO	4
LOB	13

livebaseballscorecards.com

Batter	1	2	3	4	5	6	7	8	9	AB R H RBI BB SO LOB	TOP	
Eric Young Sr. R (1, 4) OBP: 0.430, SLG: 0.471	4-1 PB SH1-3 1B BB	3-2 P3		1-0 L6			3-2 G6-3		1-0 E5	4 1 0 0 1 0 3		
Walt Weiss, S (1, 6) OBP: 0.402, SLG: 0.366	0-0 SH1-3 1-2		1-3 K		2-1 G5-3		1-2 F7		1-2 G4-3	4 0 0 0 0 1 1		
Ellis Burks, R (1, 7) OBP: 0.403, SLG: 0.623	4-2 FC6-4 1B 2-3 BB		2-0 P5		1-2 F9 2B			1-1 F6		3 0 1 0 1 0 0		
Andres Galarraga, R (1, 3) OBP: 0.335, SLG: 0.546	3-1 FC6-4 1B		2-1 G5-3		0-0 F9 2-3			2-2 HR		4 1 2 2 0 0 1		
Dante Bichette, R (1, 9) OBP: 0.379, SLG: 0.547	0-1 FC6-4 1-2f 2-3		3-1 2B 1B		0-0 G6-3			2-2 FC5-4 HBP		3 1 1 0 0 0 3		
Vinny Castilla, R (1, 5) OBP: 0.339, SLG: 0.537	2-2 L1		1 SAFE F7		0-1 F9			0-0 FC5-4 FC6-4 1-2f		4 0 0 0 0 0 4		
Jayhawk Owens, R (1, 2) OBP: 0.313, SLG: 0.422		1-1 G6-3 2B		4-0 2B BB 1-2		3-3 K		1-2 FC6-4 1-2f		2 0 1 0 1 1 0		
Jason Bates, S (8, PH) OBP: 0.328, SLG: 0.324										1 0 0 0 0 0 1		
Jeff Reed, L (8, 2) OBP: 0.357, SLG: 0.430										0 0 0 0 0 0 0		
Quinton McCracken, S (1, 8) OBP: 0.356, SLG: 0.342		0-0 G6-3 2-3		0-1 K 2B 1-3 2-H		2-3 K			2-2 CS 1B	4 0 2 1 0 1 1		
Armando Reynoso, R (1, 1) OBP: 0.296, SLG: 0.200		2-3 K		1-2 B3-4			1-0 F9		1-3 K	2 0 0 0 0 0 1 3		
Mike Munoz, L (6, 1)										0 0 0 0 0 0 0 0		
Steve Reed, R (6, 1) OBP: 0.650, SLG: 0.500										0 0 0 0 0 0 0 0		
Angel Echevarria, R (7, PH) OBP: 0.333, SLG: 0.333										1 0 0 0 0 0 0 0		
Darren Holmes, R (7, 1)										0 0 0 0 0 0 0 0		
John Vander Wal, L (8, PH) OBP: 0.352, SLG: 0.429										1 0 0 0 0 0 1 1		
Inning Stats	R: 1 H: 1 E: 0 LOB: 2 K: 0 BB: 2 S: 11 P: 24	R: 0 H: 1 E: 0 LOB: 1 K: 1 BB: 0 S: 9 P: 15	R: 0 H: 0 E: 0 LOB: 0 K: 1 BB: 0 S: 6 P: 11	R: 1 H: 2 E: 0 LOB: 2 K: 0 BB: 1 S: 9 P: 18	R: 0 H: 1 E: 0 LOB: 1 K: 0 BB: 0 S: 8 P: 11	R: 0 H: 0 E: 0 LOB: 0 K: 2 BB: 0 S: 8 P: 13	R: 0 H: 0 E: 0 LOB: 0 K: 0 BB: 0 S: 7 P: 12	R: 1 H: 1 E: 0 LOB: 1 K: 0 BB: 0 S: 12 P: 18	R: 0 H: 1 E: 1 LOB: 1 K: 1 BB: 0 S: 11 P: 16	1B: 3 SF: 0 2B: 4 SAC: 1 3B: 0 DP: 1 HR: 1 HBP: 1	WP: 0 PA: 38 PB: 1 SB: 1 CS: 1	
PITCHER	IP WLS BF H R ER SO BB IBB HBP BLK WP HR S P ERA WHIP											
Fernando Valenzuela, L (1, 1) ERA: 4.02	6.0 W 26 5 2 2 4 3 0 0 0 0 0 0 51 92 3.00 1.333											
Tim Worrell, R (7, 1) ERA: 2.7	1.0 3 0 0 0 0 0 0 0 0 0 0 0 7 12 0.00 0.000											
Doug Bochtler, R (8, 1) ERA: 3.6	1.0 5 1 1 1 0 0 0 0 1 0 0 1 12 18 9.00 1.000											
Trevor Hoffman, R (9, 1) ERA: 2.39	1.0 S 4 1 0 0 1 0 0 0 0 0 0 0 11 16 0.00 1.000											

Colorado Rockies @ San Diego Padres
Jack Murphy Stadium, San Diego, CA

Fri Jul 19 1996, 10:05 PM EDT
 Att. 26,559 - Unknown - 74 F

livebaseballscorecards.com

AB	33
R	3
H	7
RBI	3
BB	3
SO	5
LOB	18



Batter	1	2	3	4	5	6	7	8	9
Rickey Henderson, R OBP: 0.403, SLG: 0.337 (1, 7)	2-2 G5-3 ①		1-1 G4-3 ①		2-1 L8 ③		3-1 F9 ③		
Chris Gomez, R OBP: 0.378, SLG: 0.382 (1, 6)	0-2 G5-3 HR 1B		0-0 G3 ②			2-2 1B 2B		3-1 G5-3 ①	
Steve Finley, L OBP: 0.351, SLG: 0.537 (1, 8)	1 SAFE 1 SAFE 1 SAFE C 1 B 1 B X	2-1 G5-3 ②	2-2 F9 ③			4-2 1B BB		0-0 BB 1B	
Ken Caminiti, S OBP: 0.378, SLG: 0.534 (1, 5)	B 2 B SAFE F F X	3-2 HR 2-H		1-0 F9 ①		1-0 L8 ①		1-3 K ②	
Wally Joyner, L OBP: 0.423, SLG: 0.463 (1, 3)	C B X	1-1 F8 ③		2-1 G4-3 ②		1-0 L7 ②		4-0 BB 1-2	
Marc Newfield, R OBP: 0.333, SLG: 0.421 Chris Gwynn, L OBP: 0.300, SLG: 0.271 (6, PH) (7, 9)		0-0 F7 ①		1-0 G4-3 ③		2-1 FC5-4 1B 1-3 2-H		2-3 K ③	
John Flaherty, R OBP: 0.323, SLG: 0.481 (1, 2)		1-1 F7 ②		2-1 HR		2-2 FC5-4 1-2f			
Jody Reed, R OBP: 0.324, SLG: 0.297 (1, 4)		1-2 FC5-4 1B		1-2 F7 ①			1-0 F7 ①		
Fernando Valenzuela, L OBP: 0.135, SLG: 0.135 Tim Worrell, R OBP: 0.167, SLG: 0.091 Luis Lopez, S OBP: 0.227, SLG: 0.246 Doug Bochtler, R Trevor Hoffman, R (8, 1) (9, 1)		1 SAFE 1 SAFE X T S S	0-2 FC5-4 ③		3-2 G6-3 ②		1-3 K ②		

Inning Stats	R: 2 E: 0 K: 0 S: 14	H: 2 LOB: 0 BB: 0 P: 22	R: 0 E: 0 K: 0 S: 9	H: 1 LOB: 1 BB: 0 P: 11	R: 0 E: 0 K: 0 S: 7	H: 0 LOB: 0 BB: 0 P: 10	R: 0 E: 0 K: 0 S: 4	H: 0 LOB: 0 BB: 0 P: 8	R: 1 E: 0 K: 0 S: 11	H: 1 LOB: 0 BB: 0 P: 19	R: 1 E: 0 K: 0 S: 16	H: 2 LOB: 2 BB: 1 P: 28	R: 0 E: 0 K: 1 S: 6	H: 0 LOB: 0 BB: 0 P: 11	R: 0 E: 0 K: 2 S: 9	H: 1 LOB: 2 BB: 1 P: 19
--------------	-------------------------------	----------------------------------	------------------------------	----------------------------------	------------------------------	----------------------------------	------------------------------	---------------------------------	-------------------------------	----------------------------------	-------------------------------	----------------------------------	------------------------------	----------------------------------	------------------------------	----------------------------------

PITCHER	IP	WLS	BF	H	R	ER	SO	BB	IBB	HBP	BLK	WP	HR	S	P	ERA	WHIP
Armando Reynoso, R ERA: 4.62 (1, 1)	5.0	L	19	4	3	3	0	0	0	0	0	0	2	45	70	5.40	0.800
Mike Munoz, L ERA: 7.16 (6, 1)	0.2		4	1	1	1	0	1	0	0	0	0	0	11	19	13.50	3.000
Steve Reed, R ERA: 4.47 (6, 1)	0.1		2	1	0	0	0	0	0	0	0	0	0	5	9	0.00	3.000
Darren Holmes, R ERA: 5.06 (7, 1)	2.0		8	1	0	0	3	1	0	0	0	0	0	15	30	0.00	1.000

BOTTOM


Colorado Rockies @ San Diego Padres
Jack Murphy Stadium, San Diego, CA

Fri Jul 19 1996, 10:05 PM EDT
Att: 26,559 - Unknown - 74 F

AB	R	H	RBI	BB	SO	LOB
4	0	0	0	0	0	0
4	2	2	0	0	0	0
3	0	1	0	1	0	1
4	1	1	2	0	1	3
3	0	0	0	1	0	2
2	0	0	0	0	0	0
2	0	1	1	0	1	2
3	1	1	1	0	0	2
3	0	1	0	0	0	0
2	0	0	0	0	0	1
0	0	0	0	0	0	0
1	0	0	0	0	1	0
0	0	0	0	0	0	0
0	0	0	0	0	0	0

AB	31
R	4
H	7
RBI	4
BB	2
SO	3
LOB	11

WP: 0 PA: 33
PB: 0
SB: 0
CS: 0



PITCHER	IP	WLS	BF	H	R	ER	SO	BB	IBB	HBP	BLK	WP	HR	S	P	ERA	WHIP
---------	----	-----	----	---	---	----	----	----	-----	-----	-----	----	----	---	---	-----	------

Batter	1	2	3	4	5	6	7	8	9	AB R H RBI BB SO LOB	TOP																									
Eric Young Sr. R (1, 4) OBP: 0.429, SLG: 0.468	2-1 G6-3		1-1 1B		2-0 G1-3		0-0 B5-3		4-1 BB	4 0 1 0 1 0 2																										
Walt Weiss, S (1, 6) OBP: 0.399, SLG: 0.373	1-2 F7		0-0 G3			1-1 HR	0-1 F8		1-0 F8	5 1 1 1 0 0 4																										
Ellis Burks, R (1, 7) OBP: 0.404, SLG: 0.621	2-2 F8			2-3 K		0-2 2B		4-1 BB		3 1 1 0 1 1 0																										
Dante Bichette, R (1, 9) OBP: 0.376, SLG: 0.542		2-1 G5-3		0-0 G5-3		2-3 K		1-3 K		4 0 0 0 0 2 2																										
Andres Galarraga, R (1, 3) OBP: 0.334, SLG: 0.546		3-2 G5-3		0-0 G6-3		0-0 2B		0-0 G6-4-3		4 1 1 1 0 0 1																										
Vinny Castilla, R (1, 5) OBP: 0.338, SLG: 0.534		0-0 G5-3			0-1 G5-3	0-1 E8		0-0 G6-3		4 0 1 1 0 0 0																										
Jeff Reed, L (1, 2) OBP: 0.360, SLG: 0.438			3-1 F7		4-1 SH1-4	1-1 G4-3		2-2 E		3 0 1 0 1 0 1																										
Jayhawk Owens, R (9, PR)										0 1 0 0 0 0 0																										
Quinton McCracken, S (1, 8) OBP: 0.353, SLG: 0.339			3-2 F7		1-2 SH1-4	1-1 G1-3		1-0 E4		4 0 1 1 0 0 1																										
Roger Bailey, R (1, 1) OBP: 0.375, SLG: 1.000			3-2 HR		0-1 SH1-4		3-2 G4-3		3-1 G4-3	1 1 1 1 0 0 0																										
Mill Thompson, L (7, PH) OBP: 0.186, SLG: 0.141										1 0 0 0 0 0 0																										
Mark Thompson, R (7, 1) OBP: 0.120, SLG: 0.160										0 0 0 0 0 0 0																										
Lance Painter, L (7, 1) OBP: 0.167, SLG: 0.167										0 0 0 0 0 0 0																										
Curt Leskanic, R (8, 1) OBP: 0.333, SLG: 0.667										0 0 0 0 0 0 0																										
Jason Bates, S (9, PH) OBP: 0.325, SLG: 0.321										1 0 0 0 0 0 2																										
Bruce Ruffin, S (9, 1)										0 0 0 0 0 0 0																										
Inning Stats	R: 0 E: 0 K: 0 S: 9	H: 0 LOB: 0 BB: 0 P: 14	R: 0 E: 0 K: 0 S: 8	H: 0 LOB: 0 BB: 0 P: 13	R: 1 E: 0 K: 0 S: 12	H: 2 LOB: 1 BB: 0 P: 22	R: 0 E: 0 K: 1 S: 5	H: 0 LOB: 0 BB: 0 P: 7	R: 0 E: 0 K: 0 S: 9	H: 1 LOB: 2 BB: 1 P: 16	R: 3 E: 2 K: 1 S: 15	H: 4 LOB: 1 BB: 0 P: 20	R: 0 E: 0 K: 0 S: 6	H: 0 LOB: 0 BB: 0 P: 9	R: 0 E: 0 K: 1 S: 5	H: 0 LOB: 0 BB: 1 P: 10	R: 1 E: 1 K: 0 S: 10	H: 1 LOB: 3 BB: 1 P: 21	1B: 4 2B: 1 3B: 1 HR: 2	SF: 0 SAC: 1 DP: 1 HBP: 0	WP: 0 PB: 0 SB: 1 CS: 0	PA: 38														
PITCHER	IP WLS BF H R ER SO BB IBB HBP BLK WP HR S P ERA WHIP																																			
Andy Ashby, R (1, 1) ERA: 2.96	5.1		24	7	4	4	2	1	0	0	0	0	2	54	86	6.75	1.500																			
Bryce Florie, R (6, 1) ERA: 3.8	0.2		2	0	0	0	0	0	0	0	0	0	0	4	6	0.00	0.000																			
Tim Worrell, R (7, 1) ERA: 2.63	2.0		6	0	0	0	1	1	0	0	0	0	0	11	19	0.00	0.500																			
Doug Bochtler, R (9, 1) ERA: 3.76	0.2	L	5	1	1	1	0	1	0	0	0	0	0	9	19	13.50	3.000																			
Ron Villone, L (9, 1) ERA: 1.8	0.1		1	0	0	0	0	0	0	0	0	0	0	1	2	0.00	0.000																			

Colorado Rockies @ San Diego Padres
 Jack Murphy Stadium, San Diego, CA
 Sat Jul 20 1996, 10:05 PM EDT
 Att. 55,046 - Unknown - 74 F

livebaseballscorecards.com

AB	34
R	5
H	8
RBI	5
BB	3
SO	3
LOB	13



Batter	1	2	3	4	5	6	7	8	9	AB R H RBI BB SO LOB
Rickey Henderson, R OBP: 0.403, SLG: 0.341 (1, 7)	2-2 G4-3 2B	1-0 L5			1-1 L5		2-0 G3 SH1-4 1B		1-2 G6-3	5 1 2 0 0 0 1
Jody Reed, R OBP: 0.321, SLG: 0.293 (1, 4)	1-1 G4-3 2-3		1-2 F8		3-2 G6-3		0-0 SH1-4 1-2		2-3 K	4 0 0 0 0 1 1
Steve Finley, L OBP: 0.355, SLG: 0.544 (1, 8)	2-1 1B 2B		2-1 1B 2B		0-1 1B		0-0 G3 2-3			4 1 3 1 0 0 1
Ken Caminiti, S OBP: 0.380, SLG: 0.532 (1, 5)	1-0 F7		0-0 G4-6-3 1B		0-0 G3		4-0 IBB			3 0 1 0 1 0 2
Wally Joyner, L OBP: 0.424, SLG: 0.477 (1, 3)	3-1 1B		1-0 G4-6-3			0-0 HR	3-3 K			4 1 2 2 0 1 4
Rob Deer, R OBP: 0.346, SLG: 0.727 (1, 9)	1-3 K			0-3 K		3-2 HR		1-3 K		4 1 1 1 0 3 1
John Flaherty, R OBP: 0.322, SLG: 0.478 (1, 2)		0-0 G1-3		3-1 FC4-6 1B		0-0 G6-3		1-3 K		4 0 1 0 0 1 0
Luis Lopez, S OBP: 0.221, SLG: 0.238 (1, 6)		1-1 G6-3		2-0 FC4-6 1-2f		1-0 G4-3		2-3 K		4 0 0 0 0 1 1
Andy Ashby, R OBP: 0.276, SLG: 0.389 (6, 1)		1-2		0-1 G1-3		3-2 G5-3		1-3 K		2 0 1 0 0 0 1
Bryce Florie, R (6, PH)										0 0 0 0 0 0 0
Chris Gwynn, L OBP: 0.286, SLG: 0.268 (7, 1)										1 0 0 0 0 0 0
Tim Lincecum, R OBP: 0.157, SLG: 0.091 (9, 1)										0 0 0 0 0 0 0
Doug Bochtler, R (9, 1)										0 0 0 0 0 0 0
Ron Villone, L (9, PH)										0 0 0 0 0 0 0
Marc Newfield, R OBP: 0.332, SLG: 0.419 (9, PH)										1 0 0 0 0 1 0

Inning Stats	R: 2 E: 0 K: 1 S: 14	H: 3 LOB: 1 BB: 0 P: 24	R: 0 E: 0 K: 0 S: 10	H: 1 LOB: 1 BB: 0 P: 13	R: 0 E: 0 K: 0 S: 8	H: 2 LOB: 1 BB: 0 P: 12	R: 0 E: 0 K: 1 S: 8	H: 1 LOB: 1 BB: 0 P: 13	R: 0 E: 0 K: 0 S: 8	H: 1 LOB: 1 BB: 0 P: 12	R: 2 E: 0 K: 0 S: 11	H: 2 LOB: 0 BB: 0 P: 18	R: 0 E: 0 K: 1 S: 6	H: 1 LOB: 2 BB: 1 P: 15	R: 0 E: 0 K: 3 S: 9	H: 0 LOB: 0 BB: 0 P: 13	R: 0 E: 0 K: 2 S: 10	H: 0 LOB: 0 BB: 0 P: 14	1B: 5 2B: 4 3B: 0 HR: 2	SF: 0 SAC: 1 DP: 1 HBP: 0	WP: 0 PB: 0 SB: 0 CS: 0	PA: 38
--------------	-------------------------------	----------------------------------	-------------------------------	----------------------------------	------------------------------	----------------------------------	------------------------------	----------------------------------	------------------------------	----------------------------------	-------------------------------	----------------------------------	------------------------------	----------------------------------	------------------------------	----------------------------------	-------------------------------	----------------------------------	----------------------------------	------------------------------------	----------------------------------	--------

PITCHER	IP	WLS	BF	H	R	ER	SO	BB	IBB	HBP	BLK	WP	HR	S	P	ERA	WHIP
Roger Bailey, R ERA: 6.54 (1, 1)	6.0		27	10	4	4	2	0	0	0	0	0	2	59	92	6.00	1.667
Mark Thompson, R ERA: 6.08 (7, 1)	0.1		2	1	0	0	0	0	0	0	0	0	2	4	0.00	3.000	
Lance Painter, L ERA: 6.25 (7, 1)	0.2		3	0	0	0	1	0	1	0	0	0	4	11	0.00	0.000	
Curt Leskanic, R ERA: 6.92 (8, 1)	1.0	W	3	0	0	0	3	0	0	0	0	0	9	13	0.00	0.000	
Bruce Ruffin, L ERA: 4.4 (9, 1)	1.0	S	3	0	0	0	2	0	0	0	0	0	10	14	0.00	0.000	

BOTTOM

Colorado Rockies @ San Diego Padres
Jack Murphy Stadium, San Diego, CA

Sat Jul 20 1996, 10:05 PM EDT
Att: 55,046 - Unknown - 74 F

livebaseballscorecards.com

AB	36
R	4
H	11
RBI	4
BB	1
SO	8
LOB	12



Batter	1	2	3	4	5	6	7	8	9	AB R H RBI BB SO LOB	TOP											
Eric Young Sr. R (1, 4) OBP: 0.427, SLG: 0.466	0-1 G5-3		1-1 F8			1-2 G1-6-3		1-1 S 1B		4 0 1 0 0 0 1												
Walt Weiss, S (1, 6) OBP: 0.395, SLG: 0.368	0-2 G3		1-3 K			1-1 G4-3		1-3 SAFE SAFE SAFE K		4 0 0 0 0 2 2												
Ellis Burks, R (1, 7) OBP: 0.400, SLG: 0.614	2-3 K			1-0 G5-3		0-1 F8		3-3 K 1-2		4 0 0 0 0 2 1												
Dante Bichette, R (1, 9) OBP: 0.374, SLG: 0.539		3-2 G1-3 1B		0-0 G6-3		1-3 K		0-2 F9		4 0 1 0 0 1 0												
Andres Galarraga, R (1, 3) OBP: 0.331, SLG: 0.540		1-1 SAFE G1-3 1-2		1-0 G5-3		0-2 F9		3-3 K		4 0 0 0 0 1 1												
Vinny Castilla, R (1, 5) OBP: 0.337, SLG: 0.534		2-0 G6-3			1-3 K		3-2 2B	0-2 F8		4 0 1 0 0 1 1												
Jeff Reed, L (1, 2) OBP: 0.360, SLG: 0.434		2-1 P3			0-0 G1-3		4-0 BB			2 0 0 0 1 0 1												
Quinton McCracken, S (1, 8) OBP: 0.359, SLG: 0.347			0-0 S 1B		3-1 1B		0-3 K			3 0 2 0 0 1 2												
Marvin Freeman, R (1, 1) OBP: 0.154, SLG: 0.108			2-3 K		0-0 F8			1-0 G1-3		2 0 0 0 0 1 2												
Darren Holmes, R (7, 1)										0 0 0 0 0 0 0												
John Vander Wal, L (8, PH) OBP: 0.349, SLG: 0.425										1 0 0 0 0 0 0												
Mike Munoz, L (8, 1)										0 0 0 0 0 0 0												
Inning Stats	R: 0 E: 0 K: 1 S: 9	H: 0 LOB: 0 BB: 0 P: 11	R: 0 E: 0 K: 0 S: 9	H: 1 LOB: 1 BB: 0 P: 17	R: 0 E: 0 K: 2 S: 9	H: 1 LOB: 1 BB: 0 P: 13	R: 0 E: 0 K: 0 S: 3	H: 0 LOB: 0 BB: 0 P: 5	R: 0 E: 0 K: 1 S: 7	H: 1 LOB: 1 BB: 0 P: 11	R: 0 E: 0 K: 0 S: 7	H: 0 LOB: 0 BB: 0 P: 9	R: 0 E: 0 K: 2 S: 13	H: 1 LOB: 2 BB: 1 P: 21	R: 0 E: 0 K: 2 S: 10	H: 1 LOB: 1 BB: 0 P: 16	R: 0 E: 0 K: 1 S: 9	H: 0 LOB: 0 BB: 0 P: 12	1B: 4 2B: 1 3B: 0 HR: 0	SF: 0 SAC: 0 DP: 0 HBP: 0	WP: 0 PB: 0 SB: 2 CS: 0	PA: 33
PITCHER	IP WLS BF H R ER SO BB IBB HBP BLK WP HR S P ERA WHIP																					
Bob Tewksbury, R (1, 1) ERA: 3.8	8.0 W 30 5 0 0 8 1 0 0 0 0 0 0 67 103 0.00 0.750																					
Trevor Hoffman, R (9, 1) ERA: 2.34	1.0 S 3 0 0 0 1 0 0 0 0 0 0 0 9 12 0.00 0.000																					

Colorado Rockies @ San Diego Padres
Jack Murphy Stadium, San Diego, CA
Sun Jul 21 1996, 10:05 PM EDT
Att. 36,686 - Unknown - 74 F

livebaseballscores.com

AB	32
R	0
H	5
RBI	0
BB	1
SO	9
LOB	11



Batter	1	2	3	4	5	6	7	8	9
Rickey Henderson, R (1, 7) OBP: 0.401, SLG: 0.338	2-3 K		4-1 BB		1 SAFE 1-0 G6-4-3		2-2 E5		
Chris Gomez, R (1, 6) OBP: 0.372, SLG: 0.375	1-3 K		0-0 G6-3			1-3 K	2-1 F9		
Steve Finley, L (1, 8) OBP: 0.354, SLG: 0.541	0-1 G4-3		1-1 G6-3			2-1 G1-3		2-2 G4-6-3 1B	
Ken Caminiti, S (1, 5) OBP: 0.381, SLG: 0.535		0-0 G2-3 1B 2B		2-1 F7		0-0 1B		0-0 G4-6-3	
Wally Joyner, L (1, 3) OBP: 0.425, SLG: 0.475		2-2 G2-3		1-0 FC4-6 1B		1-3 K		4-2 BB	
Marc Newfield, R (1, 9) OBP: 0.327, SLG: 0.411		3-1 G5-3		0-0 FC4-6			0-1 E6 SH2-4 WP E	0-3 K	
Chris Gwynn, L (8, 9) OBP: 0.296, SLG: 0.268				1-2f					
Rob Deer, R (8, PH) OBP: 0.333, SLG: 0.696									
John Flaherty, R (1, 2) OBP: 0.322, SLG: 0.476		0-0 WP 1B		1-1 G6-3			0-2 F7		
Jody Reed, R (1, 4) OBP: 0.324, SLG: 0.295		3-3 K			0-1 G6-4-3 1B		4-0 E SH2-4 BB		
Bob Tewksbury, R (1, 1) OBP: 0.083, SLG: 0.065			1-3 K				0-0 SH2-4		
Trevor Hoffman, R (9, 1)							1-2 2-3		

AB	R	H	RBI	BB	SO	LOB
3	0	0	0	1	1	2
4	0	0	0	0	2	3
4	0	1	0	0	0	1
4	1	2	0	0	0	1
3	0	1	0	1	1	2
3	1	0	0	0	0	2
0	0	0	0	0	0	0
1	0	0	0	0	1	1
3	0	1	1	0	0	2
2	0	1	0	1	1	1
2	0	0	0	0	2	1
0	0	0	0	0	0	0

AB	R	H	RBI	BB	SO	LOB
29	2	6	1	3	8	16

Inning Stats		R: 0	H: 0	R: 1	H: 2	R: 0	H: 0	R: 0	H: 1	R: 0	H: 1	R: 0	H: 1	R: 1	H: 0	R: 0	H: 1	
R: 0		E: 0	LOB: 0	E: 0	LOB: 1	E: 0	LOB: 1	E: 0	LOB: 1	E: 0	LOB: 0	E: 0	LOB: 0	E: 2	LOB: 2	E: 0	LOB: 1	
K: 2		BB: 0	K: 1	BB: 0	K: 1	BB: 1	K: 0	BB: 0	K: 2	BB: 0	K: 1	BB: 0	K: 0	BB: 1	K: 1	BB: 1	K: 1	BB: 1
S: 9		P: 12	S: 10	P: 18	S: 7	P: 13	S: 6	P: 10	S: 6	P: 7	S: 6	P: 7	S: 9	P: 13	S: 12	P: 20	S: 10	P: 16

PITCHER	IP	WLS	BF	H	R	ER	SO	BB	IBB	HBP	BLK	WP	HR	S	P	ERA	WHIP
Marvin Freeman, R (1, 1) ERA: 5.17	6.2	L	28	5	2	1	7	2	0	0	0	2	0	57	89	1.35	1.050
Darren Holmes, R (7, 1) ERA: 5.02	0.1		1	0	0	0	0	0	0	0	0	0	0	2	4	0.00	0.000
Mike Munoz, L (8, 1) ERA: 6.91	1.0		4	1	0	0	1	1	0	0	0	0	0	10	16	0.00	2.000

PITCHER	IP	WLS	BF	H	R	ER	SO	BB	IBB	HBP	BLK	WP	HR	S	P	ERA	WHIP

Colorado Rockies @ San Diego Padres
Jack Murphy Stadium, San Diego, CA
 Sun Jul 21 1996, 10:05 PM EDT
 Att: 36,686 - Unknown - 74 F

livebaseballscorecards.com

AB	29
R	2
H	6
RBI	1
BB	3
SO	8
LOB	16



WP	PA
2	33

Batter	1	2	3	4	5	6	7	8	9	AB R H RBI BB SO LOB	TOP											
Rickey Henderson, R OBP: 0.397, SLG: 0.333 (1, 7)	0-2 G6-3		1-2 F8			2-2 L8		0-3 K		4 0 0 0 0 1 1												
Chris Gomez, R OBP: 0.370, SLG: 0.373 (1, 6)	2-0 G6-4-3 1B		1-3 K			2-2 G6-3		0-1 G5-3		4 0 1 0 0 1 1												
Steve Finley, L OBP: 0.355, SLG: 0.541 (1, 8)	3-1 G6-4-3 1-2f				1-1 PB 1B	1-2 FC6 1B			0-2 G4-3	4 0 2 0 0 0 1												
Ken Caminiti, S OBP: 0.379, SLG: 0.530 (1, 5)		4-1 BB BB			0-0 L8	0-1 FC6 1-2f			0-0 G6-3	3 0 0 0 1 0 2												
Wally Joyner, L OBP: 0.421, SLG: 0.469 (1, 3)		2-0 F7			1-3 K		2-1 G4-3		4-2 BB	3 0 0 0 0 1 2 0 0 0 0 1 0 0												
Rob Deer, R OBP: 0.357, SLG: 0.696 (9, PH)					1-3 K				3-3 K	4 0 0 0 0 3 3												
Marc Newfield, R OBP: 0.320, SLG: 0.402 (1, 9)		3-2 F9			1-3 K		0-3 K															
Brian Johnson, R OBP: 0.305, SLG: 0.465 (1, 2)		4-2 BB			0-0 L8		0-2 G6-3			2 0 0 0 1 0 0												
Jody Reed, R OBP: 0.324, SLG: 0.295 (1, 4)		0-1 G1-4-3			1-1 G3			0-2 SH3-4 1B		3 0 1 0 0 0 2												
Joey Hamilton, R OBP: 0.152, SLG: 0.178 (1, 1)			0-0 G5-3		1-0 G5-3			1-1 SH3-4		2 0 0 0 0 0 0												
Inning Stats	R: 0 E: 0 K: 0 S: 6	H: 1 LOB: 0 BB: 0 P: 11	R: 0 E: 0 K: 0 S: 10	H: 0 LOB: 2 BB: 2 P: 23	R: 0 E: 0 K: 1 S: 7	H: 0 LOB: 0 BB: 0 P: 9	R: 0 E: 0 K: 2 S: 9	H: 1 LOB: 1 BB: 0 P: 12	R: 0 E: 0 K: 0 S: 4	H: 0 LOB: 0 BB: 0 P: 6	R: 0 E: 0 K: 0 S: 15	H: 1 LOB: 1 BB: 0 P: 20	R: 0 E: 0 K: 1 S: 8	H: 0 LOB: 0 BB: 0 P: 10	R: 0 E: 0 K: 1 S: 10	H: 1 LOB: 1 BB: 0 P: 11	R: 0 E: 0 K: 1 S: 9	H: 0 LOB: 1 BB: 1 P: 16	1B: 4 2B: 0 3B: 0 HR: 0	SF: 0 SAC: 1 DP: 1 HBP: 0	WP: 0 PB: 1 SB: 0 CS: 0	PA: 33
PITCHER	IP WLS BF H R ER SO BB IBB HBP BLK WP HR S P ERA WHIP																					
Shane Reynolds, R ERA: 3.91 (1, 1)	8.0 W 29 4 0 0 5 2 0 0 0 0 0 0 69 102 0.00 0.750																					
Billy Wagner, L ERA: 2.6 (9, 1)	1.0 S 4 0 0 0 1 1 0 0 0 0 0 0 9 16 0.00 1.000																					

San Diego Padres @ Houston Astros
Astrodome, Houston, TX
Mon Jul 22 1996, 8:05 PM EDT
Att. 21,563 - Dome - 68 F

AB	29
R	0
H	4
RBI	0
BB	3
SO	6
LOB	12



Batter	1	2	3	4	5	6	7	8	9	AB	R	H	RBI	BB	SO	LOB
John Cangelosi, S OBP: 0.413, SLG: 0.390 Billy Wagner, L (9, 1)	0-2 SF8 1B	0-1 1B			4-2 FC8-6 BB		0-0 B4-3			3	1	2	0	1	0	0
Craig Biggio, R OBP: 0.396, SLG: 0.438 (1, 4)	4-1 SF8 BB 1-2		2-2 G5-3		0-1 FC8-6 BB 1-2 2-3			1-0 G5-3		3	0	0	0	1	0	2
5 Jeff Bagwell, R OBP: 0.451, SLG: 0.594 (1, 3)	1-1 L8 2-3		3-3 K		4-1 BB 1-2			2-2 L1		3	0	0	0	1	1	2
Derek Bell, R OBP: 0.328, SLG: 0.445 (1, 9)	4-1 S BB 1-2		1-1 G5-3		1-0 L9			1-1 P6		3	0	0	0	1	0	3
Sean Berry, R OBP: 0.315, SLG: 0.482 Bill Spiers, L OBP: 0.274, SLG: 0.364 (1, 5) (8, 5)	1-0 SF8 2-3 3-H			0-1 G6-3				3-1 L8		2	0	0	1	0	0	0
Derrick May, L OBP: 0.332, SLG: 0.415 (1, 7)	4-0 IBB 1-2			1-0 L7				0-0 F9		2	0	0	0	1	0	0
Orlando Miller, R OBP: 0.300, SLG: 0.424 (1, 6)	1-3 K			3-3 K				0-3 K		3	0	0	0	0	3	3
Rick Wilkins, L OBP: 0.333, SLG: 0.337 (1, 2)								1-0 G3-1		3	0	1	0	0	0	0
Shane Reynolds, R OBP: 0.163, SLG: 0.265 James Mouton, R OBP: 0.330, SLG: 0.322 (1, 1) (9, 8)								2-1 FC8-6 BB 1B								
								1-3 K								
								2-3 K								
Inning Stats	R: 1 E: 0 K: 1 S: 11	H: 1 LOB: 3 BB: 3 P: 26	R: 0 E: 0 K: 1 S: 7	H: 1 LOB: 1 BB: 0 P: 8	R: 0 E: 0 K: 1 S: 10	H: 0 LOB: 0 BB: 0 P: 16	R: 0 E: 0 K: 1 S: 7	H: 0 LOB: 0 BB: 0 P: 11	R: 0 E: 0 K: 1 S: 11	H: 1 LOB: 3 BB: 2 P: 23	R: 0 E: 0 K: 1 S: 6	H: 0 LOB: 0 BB: 0 P: 9	R: 0 E: 0 K: 1 S: 5	H: 0 LOB: 0 BB: 0 P: 8	R: 0 E: 0 K: 0 S: 8	H: 0 LOB: 0 BB: 0 P: 12

BOTTOM

San Diego Padres @ Houston Astros
Astrodome, Houston, TX
Mon Jul 22 1996, 8:05 PM EDT
Att: 21,563 - Dome - 68 F

livebaseballscorecards.com

AB	25
R	1
H	3
RBI	1
BB	5
SO	7
LOB	11



PITCHER	IP	WLS	BF	H	R	ER	SO	BB	IBB	HBP	BLK	WP	HR	S	P	ERA	WHIP
Joey Hamilton, R ERA: 4.49 (1, 1)	8.0	L	31	3	1	1	7	4	1	0	0	0	0	65	113	1.12	0.875

1B:	3	SF:	1	WP:	0	PA:	31
2B:	0	SAC:	0	PB:	0		
3B:	0	DP:	0	SB:	3		
HR:	0	HBP:	0	CS:	0		

Batter	1	2	3	4	5	6	7	8	9	AB R H RBI BB SO LOB	TOP											
Rickey Henderson, R OBP: 0.401, SLG: 0.339 (1, 7)	1-3 K FC4-6	1-1 2B 3-H		0-2 G5-3		4-2 2B BB		2-0 2B SF9 1B	1-2 WP HBP	4 1 2 1 1 1 1												
Chris Gomez, R OBP: 0.370, SLG: 0.373 (1, 6)	0-1 FC4-6 1-2F	3-3 K			3-2 G5-3	2-1 P4		0-2 G5-3 2B	4-2 BB	5 0 1 1 1 1 4												
Steve Finley, L OBP: 0.353, SLG: 0.537 (1, 8)	1-2 F9	3-2 P7			1-2 BB HBP 1B	3-2 P3		1-2 SF9	3-2 P2	5 1 1 1 0 0 7												
Ken Caminiti, S OBP: 0.381, SLG: 0.531 (1, 5)	3-2 F9		1-1 F7		1 SAFE 2-2 HBP BB 1B	0-0 2B		4-0 G5-3 IBB	1-0 P3	5 1 2 0 1 0 4												
John Flaherty, R OBP: 0.320, SLG: 0.471 (1, 2)		2-2 2B 1B	1-2 G4-3		1-1 P3	0-2 P5		0-1 G5-3		5 1 1 0 0 0 6												
Rob Deer, R OBP: 0.394, SLG: 0.692 (1, 9)		0-0 1B 2B	2-2 G5-3		4-1 BLK HBP BB		3-2 P5	4-0 BB		3 1 1 1 2 0 0												
Archi Cianfrocco, R OBP: 0.305, SLG: 0.389 Tim Worrell, R OBP: 0.167, SLG: 0.091 Marc Newfield, R OBP: 0.318, SLG: 0.400 Doug Bochtler, R Trevor Hoffman, R		0-0 CI 1B 2B		1-2 F9	1-1 BLK HBP		1-3 K	1-3 K		2 1 0 1 0 1 0 0 0 0 0 0 0 0 1 0 0 0 0 1 3 0 0 0 0 0 0 0 0 0 0 0 0 0 0	AB 38 R 7 H 11 RBI 6 BB 7 SO 7 LOB 31											
Jody Reed, R OBP: 0.327, SLG: 0.295 (1, 4)		3-2 2B 1B		1-1 G4-3	1-2 3-H IBB		0-3 K		4-2 WP HBP BB	3 0 1 1 2 1 0												
Scott Sanders, R OBP: 0.250, SLG: 0.364 Wally Joyner, L OBP: 0.421, SLG: 0.469 (1, 1) (7, 3)		2-3 K		1-1 2B	0-3 K			2-2 2B 1B	2-2 P4	3 0 1 0 0 2 5 2 1 1 0 0 0 1												
Inning Stats	R: 0 E: 0 K: 1 S: 13	H: 0 LOB: 1 BB: 0 P: 18	R: 3 E: 1 K: 2 S: 20	H: 4 LOB: 2 BB: 0 P: 34	R: 0 E: 0 K: 0 S: 9	H: 0 LOB: 0 BB: 0 P: 13	R: 0 E: 0 K: 0 S: 10	H: 1 LOB: 1 BB: 0 P: 13	R: 2 E: 0 K: 1 S: 16	H: 2 LOB: 3 BB: 2 P: 32	R: 0 E: 0 K: 0 S: 12	H: 1 LOB: 2 BB: 1 P: 20	R: 0 E: 0 K: 2 S: 11	H: 0 LOB: 0 BB: 0 P: 15	R: 2 E: 0 K: 1 S: 15	H: 3 LOB: 3 BB: 2 P: 29	R: 0 E: 0 K: 0 S: 15	H: 0 LOB: 3 BB: 2 P: 30	1B: 6 2B: 5 3B: 0 HR: 0	SF: 1 SAC: 0 DP: 0 HBP: 2	WP: 1 PB: 1 SB: 0 CS: 0	PA: 49
PITCHER	IP WLS BF H R ER SO BB IBB HBP BLK WP HR S P ERA WHIP																					
Mike Hampton, L ERA: 3.66 John Hudek, R ERA: 12.0 Terry Clark, R ERA: 8.35 Alvin Morman, L ERA: 5.16 Dean Hartgraves, L ERA: 5.21	(1, 1) (5, 1) (7, 1) (8, 1) (9, 1)	4.2 1.1 1.0 1.0 1.0	L 7 6 5 6	7 1 3 0 0	5 0 2 0 0	4 0 2 0 0	3 1 2 1 0	1 1 0 1 2	0 1 0 1 0	1 0 0 0 1	0 1 0 0 0	0 0 0 0 0	0 0 0 0 1	65 15 18 8 15	103 27 26 18 30	7.71 0.00 18.00 0.00 0.00	1.714 1.500 3.000 1.000 2.000					

San Diego Padres @ Houston Astros
Astrodome, Houston, TX
Tue Jul 23 1996, 8:05 PM EDT
Att. 19,620 - Dome - 68 F

livebaseballscorecards.com



Batter	1	2	3	4	5	6	7	8	9	AB	R	H	RBI	BB	SO	LOB	BOTTOM
--------	---	---	---	---	---	---	---	---	---	----	---	---	-----	----	----	-----	--------

John Cangelosi, S <small>OBP: 0.413, SLG: 0.396</small> (1, 8)	0-1 		0-1 		3-2 		2-1 		1-0 	5	2	2	1	0	0	0	
Craig Biggio, R <small>OBP: 0.396, SLG: 0.438</small> (1, 4)	1-0 		1-2 		0-3 		1-2 			2	0	1	1	0	1	0	
5 Jeff Bagwell, R <small>OBP: 0.452, SLG: 0.593</small> (1, 3)	2-0 		1-1 		3-0 		4-0 			2	0	1	1	1	0	0	
Derek Bell, R <small>OBP: 0.325, SLG: 0.441</small> (1, 9)	0-2 		1-3 		1-3 		2-3 			4	0	0	0	0	3	5	
Sean Berry, R <small>OBP: 0.314, SLG: 0.479</small> (1, 5)	3-3 		2-1 		2-2 		1-3 			4	0	1	1	0	2	1	
Derrick May, L <small>OBP: 0.330, SLG: 0.411</small> (1, 7)		1-0 	1-1 		0-0 		2-2 			4	0	1	0	0	0	2	
Orlando Miller, R <small>OBP: 0.297, SLG: 0.420</small> (7, 1)	0-1 			0-1 		2-3 		1-2 		3	0	0	0	0	1	1	
Terry Clark, R (7, 1)										0	0	0	0	0	0	0	
Alvin Morman, L (8, 1)										0	0	0	0	0	0	0	
Bill Spiers, L <small>OBP: 0.272, SLG: 0.361</small> (8, PH)										1	0	0	0	0	0	0	
Dean Hartgraves, R (9, 1)										0	0	0	0	0	0	0	
Rick Wilkins, L <small>OBP: 0.329, SLG: 0.332</small> (1, 2)	2-2 			2-3 		1-0 		1-0 		4	0	0	0	0	1	0	
Mike Hampton, R <small>OBP: 0.375, SLG: 0.286</small> (5, 1)			1-1 		2-3 		2-3 		2-2 	2	1	1	0	0	1	0	
John Hudek, S (5, 1)										0	0	0	0	0	0	0	
Ricky Gutierrez, R <small>OBP: 0.360, SLG: 0.340</small> (7, 6)										2	1	0	0	0	2	0	

Inning Stats	R: 1	H: 1	E: 1	K: 1	S: 11	H: 1	LOB: 1	BB: 0	P: 17	R: 0	H: 0	E: 0	K: 0	S: 6	R: 0	H: 4	E: 0	K: 1	S: 17	R: 0	H: 0	E: 0	K: 2	S: 8	R: 0	H: 0	E: 0	K: 1	S: 9	R: 0	H: 1	E: 0	K: 2	S: 13	R: 1	H: 1	E: 0	K: 2	S: 12	R: 0	H: 0	E: 0	K: 1	S: 9	R: 0	H: 0	E: 0	K: 1	S: 5	R: 0	H: 0	E: 0	K: 1	S: 5	1B: 6	2B: 1	3B: 0	HR: 0	SF: 2	SAC: 1	DP: 0	HBP: 0	WP: 3	PB: 0	SB: 1	CS: 0	PA: 37
--------------	------	------	------	------	-------	------	--------	-------	-------	------	------	------	------	------	------	------	------	------	-------	------	------	------	------	------	------	------	------	------	------	------	------	------	------	-------	------	------	------	------	-------	------	------	------	------	------	------	------	------	------	------	------	------	------	------	------	-------	-------	-------	-------	-------	--------	-------	--------	-------	-------	-------	-------	--------

PITCHER	IP	WLS	BF	H	R	ER	SO	BB	IBB	HBP	BLK	WP	HR	S	P	ERA	WHIP
Scott Sanders, R <small>ERA: 4.13</small> (1, 1)	6.2		29	7	4	4	8	0	0	0	0	3	0	73	110	5.40	1.050
Tim Worrell, R <small>ERA: 2.62</small> (7, 1)	0.1		2	0	0	0	1	1	0	0	0	0	0	3	9	0.00	3.000
Doug Bochtler, R <small>ERA: 3.67</small> (8, 1)	1.0		3	0	0	0	1	0	0	0	0	0	0	9	13	0.00	0.000
Trevor Hoffman, R <small>ERA: 2.29</small> (9, 1)	1.0	S	3	0	0	0	1	0	0	0	0	0	0	5	9	0.00	0.000

San Diego Padres @ Houston Astros
 Astrodome, Houston, TX
 Tue Jul 23 1996, 8:05 PM EDT
 Att: 19,620 - Dome - 68 F

livebaseballscores.com

AB	33
R	4
H	7
RBI	4
BB	1
SO	11
LOB	9



Batter	1	2	3	4	5	6	7	8	9	10	AB	R	H	RBI	BB	SO	LOB	TOP													
Rickey Henderson, R OBP: 0.402, SLG: 0.341 (1, 7)	F 3-2 L8 1		B 3-2 1B 2B		B 2-0 L8 1	B 4-1 BB 1-2 2-3		C 1-1 F9 1		B 4-1 S BB	4	1	1	0	2	0	1														
Chris Gomez, R OBP: 0.365, SLG: 0.368 (1, 6)	C 0-3 K		C 0-2 P4 1		F 3-2 FC4-6 1B	B 1-0 F9 3		1 SAFE 3-2 G1-3 2	1 SAFE 2-0 G5-3 3	6	0	1	0	0	1	6															
Steve Finley, L OBP: 0.355, SLG: 0.536 (1, 8)	B 4-0 BB BB		C 0-1 G1-6-3 1B 2-H		X 0-0 FC4-6 FC6 1-2f		F 0-1 E 2B 1B	B 1-1 F9 3		4	1	2	1	1	0	2															
Ken Caminiti, S OBP: 0.379, SLG: 0.524 (1, 5)	B SAFE 1-2 BB		C SAFE SAFE G1-6-3 1-2f		B SAFE SAFE FC6 1-2f		1 SAFE 0-1 E6 2B		B 2-3 K	4	1	0	0	1	1	3															
Wally Joyner, L OBP: 0.424, SLG: 0.472 (1, 3)	C 0-2 G4-3 3			F 4-2 BB BB		C 0-1 G5-3 1	C 0-1 F9 2B 1-H 2-H		B 4-2 BB	3	0	1	2	2	0	2															
Rob Deer, R OBP: 0.395, SLG: 0.621 (1, 9)		C 2-3 K 1		B 4-1 BB 1-2		B 4-0 1B SF7 BB	S 0-3 K 1		C 2-3 K 2	3	1	0	0	2	3	2															
John Flaherty, R OBP: 0.321, SLG: 0.469 (1, 2)		X 0-0 K WP 1B		B 1-3 K 1		B 0-0 BB 1B 1B	B 1-2 F9 2		B 1-2 G5-3 3	5	0	2	0	0	1	4															
Jody Reed, R OBP: 0.326, SLG: 0.293 (1, 4)		C 4-1 BB 1-2 BB		B 3-1 P3 2		B 1-0 SF7 3-H	B 1-2 G4-3 3		F 1-3 K2-3 1	3	0	0	1	1	1	3															
Fernando Valenzuela, L Sean Bergman, R Scott Livingston, L Willie Blair, R Tim Worrell, R Marek Niewiadomski, R Doug Schifano, R Trevor Hoffman, R Archi Cianfranco, R Ron Villone, L		C SAFE SAFE K 2-3		B 1-0 L7 3		B 1-0 BB 1B		X 0-0 G1-3 1B		C 0-2 P3 2	2	0	0	0	0	1	4														
Inning Stats	R: 0 E: 0 K: 1 S: 12	H: 0 LOB: 2 BB: 2 P: 23	R: 0 E: 0 K: 2 S: 9	H: 1 LOB: 1 BB: 1 P: 16	R: 1 E: 0 K: 0 S: 12	H: 2 LOB: 0 BB: 0 P: 17	R: 0 E: 0 K: 1 S: 9	H: 0 LOB: 2 BB: 2 P: 22	R: 0 E: 0 K: 0 S: 7	H: 1 LOB: 1 BB: 0 P: 14	R: 1 E: 0 K: 0 S: 7	H: 2 LOB: 3 BB: 2 P: 18	R: 2 E: 1 K: 1 S: 16	H: 2 LOB: 1 BB: 0 P: 18	R: 0 E: 0 K: 0 S: 9	H: 1 LOB: 1 BB: 0 P: 13	R: 0 E: 0 K: 2 S: 16	H: 0 LOB: 1 BB: 1 P: 25	R: 0 E: 0 K: 1 S: 8	H: 0 LOB: 1 BB: 1 P: 15	1B: 7 2B: 2 3B: 0 HR: 0	SF: 1 SAC: 0 DP: 1 HBP: 0	WP: 1 PB: 0 SB: 1 CS: 0	PA: 47							
PITCHER	IP WLS BF H R ER SO BB IBB HBP BLK WP HR S P ERA WHIP	IP WLS BF H R ER SO BB IBB HBP BLK WP HR S P ERA WHIP																													
Darryl Kile, R ERA: 3.78 (1, 1)	5.2	28	6	2	2	4	7	0	0	0	0	1	0	55	108	3.18	2.294														
Danny Darwin, R ERA: 3.04 (6, 1)	2.0	10	3	2	1	1	0	0	0	0	0	0	0	24	30	4.50	1.500														
Alvin Moman, L ERA: 5.1 (8, 1)	0.1	1	0	0	0	0	0	0	0	0	0	0	0	2	3	0.00	0.000														
Billy Wagner, L ERA: 2.51 (9, 1)	1.0	4	0	0	0	2	1	0	0	0	0	0	0	16	25	0.00	1.000														
Xavier Hernandez, R ERA: 5.2 (10, 1)	1.0	W 4	0	0	0	1	1	0	0	0	0	0	0	8	15	0.00	1.000														

San Diego Padres @ Houston Astros
Astrodome, Houston, TX
Wed Jul 24 1996, 8:05 PM EDT
Att. 19,168 - Dome

livebaseballscorecards.com

AB 37
R 4
H 9
RBI 4
BB 9
SO 8
LOB 27



San Diego Padres @ Houston Astros
Astrodome, Houston, TX
Wed Jul 24 1996, 8:05 PM EDT
Att: 19,168 - Dome

livebaseballscorecards.com

AB	37
R	6
H	10
RBI	6
BB	6
SO	11
LOB	15



WP:	0	PA:	44
PB:	0		
SB:	2		
CS:	0		

Batter	1	2	3	4	5	6	7	8	9	10	AB	R	H	RBI	BB	SO	LOB								
James Mouton, R OBP: 0.337, SLG: 0.346 (1, 8)											5	1	3	2	0	1	3								
Craig Biggio, R OBP: 0.398, SLG: 0.438 (1, 4)											3	0	1	0	1	0	0								
5 Jeff Bagwell, R OBP: 0.449, SLG: 0.591 (1, 3)											5	0	1	1	0	1	3								
Derek Bell, R OBP: 0.328, SLG: 0.442 (1, 9)											3	0	1	0	2	0	3								
Sean Berry, R OBP: 0.311, SLG: 0.474 (1, 5) Danny Darwin, R OBP: 0.295, SLG: 0.385 (6, 1) Alvin Morman, L (8, 1) Derrick May, L OBP: 0.325, SLG: 0.409 (8, PH) Billy Wagner, L (9, 1) Rick Wilkins, L OBP: 0.328, SLG: 0.331 (9, PH) (10, 2)											3	0	0	0	0	1	2								
Mike Simms, R OBP: 0.237, SLG: 0.278 (1, 7) John Cangelosi, S OBP: 0.407, SLG: 0.390 (6, PH) (7, 7)											1	1	0	0	1	1	0								
Ricky Gutierrez, R OBP: 0.355, SLG: 0.335 (1, 6)											5	1	1	0	0	2	1								
Randy Knorr, R OBP: 0.203, SLG: 0.215 (1, 2) Orlando Miller, R OBP: 0.296, SLG: 0.418 (9, PH) Xavier Hernandez, L (10, 1) Ray Montgomery, R OBP: 0.286, SLG: 0.714 (10, PH)											3	0	1	1	0	1	0								
Darryl Kile, R OBP: 0.200, SLG: 0.255 (1, 1) Bill Spiers, L OBP: 0.276, SLG: 0.358 (6, 5)											1	1	1	0	1	0	0								
Inning Stats	R: 1 E: 0 K: 0 S: 15	H: 2 LOB: 1 BB: 0 P: 27	R: 0 E: 0 K: 1 S: 7	H: 0 LOB: 0 BB: 0 P: 11	R: 1 E: 0 K: 0 S: 10	H: 3 LOB: 1 BB: 0 P: 14	R: 1 E: 0 K: 2 S: 18	H: 1 LOB: 2 BB: 2 P: 31	R: 0 E: 0 K: 2 S: 9	H: 0 LOB: 1 BB: 1 P: 15	R: 0 E: 0 K: 2 S: 8	H: 0 LOB: 0 BB: 0 P: 12	R: 0 E: 0 K: 1 S: 7	H: 1 LOB: 2 BB: 0 P: 14	R: 0 E: 0 K: 1 S: 7	H: 0 LOB: 0 BB: 0 P: 14	R: 1 E: 0 K: 2 S: 12	H: 1 LOB: 3 BB: 3 P: 27	R: 2 E: 0 K: 1 S: 9	H: 2 LOB: 0 BB: 0 P: 13	1B: 5 2B: 3 3B: 0 HR: 2	SF: 0 SAC: 0 DP: 0 HBP: 1	WP: 0 PB: 0 SB: 2 CS: 0	PA: 44	
PITCHER	IP WLS BF H R ER SO BB IBB HBP BLK WP HR S P ERA WHIP	IP WLS BF H R ER SO BB IBB HBP BLK WP HR S P ERA WHIP																			IP WLS BF H R ER SO BB IBB HBP BLK WP HR S P ERA WHIP				
Fernando Valenzuela, L ERA: 4.13 (1, 1)	3.2 18 6 3 3 2 2 0 0 0 0 0 1 47 79 7.36 2.182	Sean Bergman, R ERA: 4.78 (4, 1)	1.1 5 0 0 0 3 1 0 0 0 0 0 0 12 19 0.00 0.750	Willie Blair, R ERA: 4.97 (6, 1)	1.1 6 1 0 0 2 0 0 1 0 0 0 0 11 19 0.00 0.750	Tim Worrell, R ERA: 2.59 (7, 1)	0.2 2 0 0 0 0 0 0 0 0 0 0 5 5 0.00 0.000	Doug Bochtler, R ERA: 3.59 (8, 1)	1.0 3 0 0 0 1 0 0 0 0 0 0 0 7 14 0.00 0.000	Trevor Hoffman, R ERA: 2.42 (9, 1)	1.0 1 1 1 1 2 2 1 0 0 0 0 0 12 27 9.00 3.000	Ron Villone, L ERA: 2.93 (10, 1)	0.1 L 3 2 2 2 1 0 0 0 0 0 1 9 13 54.00 6.000												

AB	37
R	6
H	10
RBI	6
BB	6
SO	11
LOB	15

Batter	1	2	3	4	5	6	7	8	9	10	11	AB R H RBI BB SO LOB	TOP													
Rickey Henderson, R OBP: 0.406, SLG: 0.340	1-3 K		3-2 F8		4-1 FC6-4 BB			3-2 S HBP 1B	4-0 BB IBB		1-2 SH3-4 2B BB	3 1 1 0 3 1 1	San Diego Padres @ Florida Marlins Joe Robbie Stadium, Miami, FL Fri Jul 26 1996, 7:05 PM EDT Att: 19,677 - Unknown - 85 F													
Chris Gomez, R OBP: 0.366, SLG: 0.364	0-3 K		1-2 F9		0-2 FC6-4			1-0 BB HBP	4-0 BB BB		0-0 SH3-4	3 0 0 0 1 1 3														
Steve Finley, L OBP: 0.353, SLG: 0.530	1-1 G6-3							1-3 K	2-3 K		4-0 2B IBB	5 1 0 0 1 2 6														
Ken Caminiti, S OBP: 0.378, SLG: 0.522		1-3 K						4-2 BB			3-2 G4-3 2B	5 0 1 3 1 3 0														
Wally Joyner, L OBP: 0.426, SLG: 0.473		3-2 1B						2-3 K			1-2 G4-3	6 0 3 0 0 1 4														
Rob Deer, R OBP: 0.386, SLG: 0.545		2-3 K						1-3 K			4-2 BB	4 0 0 0 2 3 5														
John Flaherty, R OBP: 0.325, SLG: 0.472		3-1 L8						1-0 2B			4-0 SH3-4 1B IBB	5 0 2 0 1 0 5														
Jody Reed, R OBP: 0.325, SLG: 0.290			4-1 F8 SH3-4 BB		0-2 G3-1			0-1 G5-3			0-0 SH3-4 L9	3 0 0 0 1 0 3 0 0 0 0 0 0 0														
Trevor Hoffman, R (10, 1)			0-1 SH3-4		0-3 K			2-0 G3-1			0-2 SH3-4 2B 1B	1 0 0 0 0 1 0 1 0 0 0 0 0 1 0 0 0 0 0 0 0 1 0 0 0 0 0 1 0 0 0 0 0 0 0 1 1 1 0 0 0 0														
Andy Ashby, R OBP: 0.263, SLG: 0.378			1-2																							
Scott Livingstone, L OBP: 0.310, SLG: 0.362																										
Tim Worrell, R OBP: 0.167, SLG: 0.091																										
Marc Newfield, R OBP: 0.320, SLG: 0.401																										
Doug Bochler, R (9, 1)																										
Luis Lopez, S OBP: 0.226, SLG: 0.244																										
Inning Stats	R: 0 E: 0 S: 8	H: 0 LOB: 0 P: 10	R: 0 E: 0 S: 11	H: 1 LOB: 1 P: 20	R: 0 E: 0 S: 9	H: 0 LOB: 1 P: 17	R: 0 E: 0 S: 13	H: 1 LOB: 2 P: 20	R: 0 E: 0 S: 10	H: 0 LOB: 1 P: 14	R: 0 E: 0 S: 6	H: 0 LOB: 0 P: 9	R: 0 E: 0 S: 10	H: 1 LOB: 1 P: 16	R: 0 E: 0 S: 16	H: 1 LOB: 3 P: 28	R: 0 E: 0 S: 10	H: 1 LOB: 2 P: 22	R: 0 E: 0 S: 12	H: 1 LOB: 2 P: 20	R: 3 E: 0 S: 14	H: 2 LOB: 2 P: 31	1B: 6 2B: 2 3B: 0 HR: 0	SF: 0 SAC: 3 DP: 0 HBP: 1	WP: 1 PB: 0 SB: 2 CS: 1	PA: 52
PITCHER	IP WLS BF H R ER SO BB IBB HBP BLK WP HR S P ERA WHIP												IP WLS BF H R ER SO BB IBB HBP BLK WP HR S P ERA WHIP													
Pat Rapp, R ERA: 4.18	(1, 1) 7.0 27 3 0 0 7 3 0 0 0 1 0 67 106 0.00 0.857												Donn Pall, R ERA: 4.91	(11, 1) 1.0 8 2 3 3 0 2 1 0 0 0 0 3 7 27.00 4.000												
David Weathers, R ERA: 4.5	(8, 1) 0.0 2 1 0 0 0 0 0 0 1 0 0 0 3 7 ∞ ∞																									
Yorkis Perez, L ERA: 4.14	(8, 1) 0.2 3 0 0 0 2 1 0 0 0 0 0 10 17 0.00 1.500																									
Terry Mathews, R ERA: 4.22	(8, 1) 1.1 7 1 0 0 2 1 1 0 0 0 0 13 26 0.00 1.500																									
Robb Nen, R ERA: 2.21	(10, 1) 1.0 5 1 0 0 1 0 1 0 0 0 0 12 20 0.00 1.000																									

AB	38
R	3
H	8
RBI	3
BB	10
SO	12
LOB	29



Batter	1	2	3	4	5	6	7	8	9	10	11	AB R H RBI BB SO LOB	BOTTOM											
Quilvio Veras, S OBP: 0.370, SLG: 0.330 (1, 4)	2-1 G3-4-3 ①		0-1 G4-3 ①			1-1 F8 ①			0-3 K ①		4-2 F8 1B BB ①	4 0 0 0 1 1 0	San Diego Padres @ Florida Marlins Joe Robbie Stadium, Miami, FL Fri Jul 26 1996, 7:05 PM EDT Att. 19,677 - Unknown - 85 F											
Edgar Renteria, R OBP: 0.322, SLG: 0.401 (1, 6)	1-0 HBP 1B		2-0 G5-3 ②			0-1 G6-3 ②			4-2 BB BB ②		1-1 1-2 1B ②	4 0 2 0 1 0 0												
Gary Sheffield, R OBP: 0.445, SLG: 0.610 (1, 9)	1-0 FC4-6 HBP 1-2		3-2 G6-3 ③			2-1 P2 ③			4-2 FC6 BB 1-2 ③		0-2 F9 ③	3 0 0 0 1 0 2												
Jeff Conine, R OBP: 0.367, SLG: 0.493 (1, 3)	3-2 F7 ②			2-3 K ①			2-1 F8 ①		0-3 K ②		1-2 F8 ②	5 0 0 0 0 2 6												
Devon White, S OBP: 0.315, SLG: 0.430 (1, 8)	1-0 FC4-6 1-2f ③		2-0 G4-3 ②			0-3 K ②			2-1 FC6 1-2f ③		3-2 G4-3 ③	5 0 0 0 0 1 6												
Terry Pendleton, S OBP: 0.304, SLG: 0.356 (8, 1)		0-3 K ①		0-0 L9 ③			3-2 G3-1 ③			2-0 G3 ①		3 0 0 0 0 1 0												
Terry Mathews, L (10, 1)												0 0 0 0 0 0 0												
Robb Nen, R (10, PH)												0 0 0 0 0 0 0												
Joe Orsulak, L OBP: 0.281, SLG: 0.282 (11, 1)												1 0 0 0 0 0 0												
Donn Pail, R (11, 1)												0 0 0 0 0 0 0												
Billy McMillon, L OBP: 0.500, SLG: 0.333 (10, PR)		2-2 G1-3 ②			4-1 G6-4-3 BB ②			1-2 F9 ①		3-2 F9 1B ②		3 0 1 0 1 0 0												
Jesus Tavaréz, S OBP: 0.227, SLG: 0.211 (11, 7)												0 0 0 0 0 0 0												
Charles Johnson, R OBP: 0.283, SLG: 0.364 (1, 2)		0-1 1B ③		1-1 G6-4-3 1-2f ②			3-2 F9 ②		0-2 F7 ②			4 0 1 0 0 0 2												
Pat Rapp, R OBP: 0.100, SLG: 0.100 (8, 1)			0-3 K ③		1-3 K ③			0-0 F8 ③		3-2 P3 ③		2 0 0 0 0 2 1												
David Weathers, R OBP: 0.211, SLG: 0.333 (8, 1)												0 0 0 0 0 0 0												
Yorkis Perez, L (8, 1)												0 0 0 0 0 0 0												
Alex Arias, R OBP: 0.333, SLG: 0.409 (8, 5)												2 0 0 0 0 0 1												
Inning Stats	R: 0 E: 0 K: 0 S: 9	H: 1 LOB: 2 BB: 0 P: 17	R: 0 E: 0 K: 2 S: 11	H: 1 LOB: 1 BB: 0 P: 13	R: 0 E: 0 K: 0 S: 7	H: 0 LOB: 0 BB: 0 P: 12	R: 0 E: 0 K: 1 S: 5	H: 0 LOB: 0 BB: 1 P: 13	R: 0 E: 0 K: 0 S: 6	H: 0 LOB: 0 BB: 0 P: 9	R: 0 E: 0 K: 0 S: 8	H: 0 LOB: 0 BB: 0 P: 13	R: 0 E: 0 K: 2 S: 7	H: 0 LOB: 0 BB: 0 P: 11	R: 0 E: 0 K: 1 S: 13	H: 0 LOB: 2 BB: 2 P: 23	R: 0 E: 0 K: 0 S: 11	H: 1 LOB: 1 BB: 0 P: 18	R: 0 E: 0 K: 0 S: 18	H: 1 LOB: 2 BB: 1 P: 27	1B: 4 2B: 0 3B: 0 HR: 0	SF: 0 SAC: 0 DP: 1 HBP: 1	WP: 0 PA: 41 PB: 0 SB: 0 CS: 0	
PITCHER	IP WLS BF H R ER SO BB IBB HBP BLK WP HR S P ERA WHIP																							
Andy Ashby, R ERA: 2.81 (1, 1)	6.0	21	2	0	0	4	1	0	1	0	0	0	45	73	0.00	0.500								
Tim Worrell, R ERA: 2.53 (7, 1)	2.0	6	0	0	0	1	0	0	0	0	0	0	15	24	0.00	0.000								
Doug Bochtler, R ERA: 3.48 (9, 1)	1.1	7	1	0	0	2	2	0	0	0	0	0	17	32	0.00	2.250								
Trevor Hoffman, R ERA: 2.35 (10, 1)	1.2	W 7	1	0	0	0	1	0	0	0	0	0	25	36	0.00	1.200								

livebaseballscores.com

AB	36
R	0
H	4
RBI	0
BB	4
SO	7
LOB	18



San Diego Padres @ Florida Marlins
 Joe Robbie Stadium, Miami, FL

Sat Jul 27 1996, 7:05 PM EDT
 Att. 26,182 - Unknown - 88 F

livebaseballscorecards.com



WP: 0 PA: 55
 PB: 0
 SB: 1
 CS: 0

AB R H RBI BB SO LOB

5	3	1	1	2	1	2
6	2	2	2	0	1	4
4	4	2	4	2	0	0
5	3	3	2	1	0	2
0	0	0	0	0	0	0
0	0	0	0	0	0	0
5	1	3	5	1	0	2
6	1	2	4	0	1	4
4	0	1	1	0	2	3
0	0	0	0	0	0	0
0	0	0	0	0	0	0
2	1	1	0	0	1	0
5	2	2	0	1	1	2
2	0	0	0	0	2	2
0	0	0	0	0	0	0
1	1	1	0	0	0	0
2	2	1	1	1	1	0

Batter	1	2	3	4	5	6	7	8	9
Rickey Henderson, R OBP: 0.406, SLG: 0.338 (1, 7)	K		HR 1B	F8		1B BB	E S BB	E6 G3-1 BB 1B	G4-3
Chris Gomez, R OBP: 0.365, SLG: 0.367 (1, 6)	G1-3		HR 2B	P6		BB BB 2B 1B	F9	K	
Steve Finley, L OBP: 0.357, SLG: 0.537 (1, 8)	G4-3		HR 2-H 3-H			BB BB 2B BB	F9	HR 1B	
Ken Caminiti, S OBP: 0.383, SLG: 0.526 (1, 5)			F7			BB BB 2B BB	FC6-4 1B	HR 1B	
Willie Blair, R (8, 1)						BB BB 2B BB	FC6-4 1B	G3-1	
Doug Bochtler, R (8, 1)						BB BB 2B BB	FC6-4 1B	G3-1	
Wally Joyner, L OBP: 0.431, SLG: 0.479 (1, 3)						BB BB 2B BB	FC6-4 1B	G3-1	
John Flaherty, R OBP: 0.325, SLG: 0.480 (1, 2)						BB BB 2B BB	FC6-4 1B	G3-1	
Marc Newfield, R OBP: 0.319, SLG: 0.398 (1, 9)						BB BB 2B BB	FC6-4 1B	G3-1	
Bryce Florie, R (6, 1)						BB BB 2B BB	FC6-4 1B	G3-1	
Ron Villone, L (6, 1)						BB BB 2B BB	FC6-4 1B	G3-1	
Luis Lopez, S OBP: 0.230, SLG: 0.248 (8, PH)						BB BB 2B BB	FC6-4 1B	G3-1	
Jody Reed, R OBP: 0.328, SLG: 0.295 (1, 4)						BB BB 2B BB	FC6-4 1B	G3-1	
Bob Tewksbury, R OBP: 0.080, SLG: 0.063 (1, 1)						BB BB 2B BB	FC6-4 1B	G3-1	
Sean Bergman, R OBP: 0.100, SLG: 0.200 (4, 1)						BB BB 2B BB	FC6-4 1B	G3-1	
Scott Livingstone, L OBP: 0.315, SLG: 0.367 (6, PH)						BB BB 2B BB	FC6-4 1B	G3-1	
Rob Deer, R OBP: 0.404, SLG: 0.629 (6, 9)						BB BB 2B BB	FC6-4 1B	G3-1	

Inning Stats	R: 0	H: 0	E: 0	K: 1	S: 8	R: 1	H: 2	E: 0	K: 1	S: 16	R: 3	H: 5	E: 0	K: 2	S: 22	R: 0	H: 0	E: 0	K: 1	S: 10	R: 0	H: 1	E: 0	K: 0	S: 9	R: 6	H: 4	E: 0	K: 2	S: 19	R: 0	H: 0	E: 0	K: 1	S: 8	R: 9	H: 6	E: 1	K: 1	S: 33	R: 1	H: 1	E: 0	K: 1	S: 11	1B: 12	SF: 0	2B: 4	SAC: 0	3B: 0	DP: 0	HR: 3	HBP: 0																						

PITCHER	IP	WLS	BF	H	R	ER	SO	BB	IBB	HBP	BLK	WP	HR	S	P	ERA	WHIP
John Burkett, R ERA: 4.28 (1, 1)	5.1		29	11	8	8	5	2	0	0	0	0	1	74	114	13.50	2.438
Yorkis Perez, L ERA: 4.62 (6, 1)	0.0		3	1	2	2	0	2	0	0	0	0	0	3	11	∞	∞
Jay Powell, R ERA: 4.42 (6, 1)	1.2		6	0	0	0	3	1	0	0	0	0	0	15	28	0.00	0.600
Terry Mathews, R ERA: 5.06 (8, 1)	0.0	L	4	3	4	4	0	1	0	0	0	0	1	9	14	∞	∞
Donn Pall, R ERA: 5.79 (8, 1)	0.1		6	2	2	2	1	2	0	0	0	0	0	19	33	54.00	12.000
PITCHER	IP	WLS	BF	H	R	ER	SO	BB	IBB	HBP	BLK	WP	HR	S	P	ERA	WHIP
David Weathers, R ERA: 4.52 (8, 1)	1.2		7	2	4	1	1	0	0	0	0	0	1	16	24	5.40	1.200

Batter	1	2	3	4	5	6	7	8	9	AB	R	H	RBI	BB	SO	LOB	BOTTOM					
Quilvio Veras, S OBP: 0.373, SLG: 0.332 (1, 4) X	0-0 L5	3-1 1B SF 1B		2-2 BB 1B		4-2 1B HBP 1B BB	3-1 SAFE P3	2-2 K		5	2	2	0	1	1	4						
Edgar Renteria, R OBP: 0.332, SLG: 0.408 (1, 6) B X	1-0 1B	1 SAFE 0-0 1B SF 1B		4-0 1-2 BB		1-0 1B FC4-6 HBP	0-1 P4		0-0 F8	4	3	2	0	1	0	1						
Gary Sheffield, R OBP: 0.448, SLG: 0.610 (1, 9) B B B B	4-0 1B 1B BB	1-1 SF 1B S 1-2 3-H		0-1 P4		2-2 FC4-6 1B 1-2 2-3 1B		4-2 1B G4-3 1B BB	4-0 BB	2	3	1	1	3	0	2						
Jeff Conine, R OBP: 0.367, SLG: 0.491 (1, 3) B F X	1-1 G3-1 1B 1-3 2-H	1-3 K		0-0 G6-4-3 1-2f		3-2 FC4-6 1B		0-2 G4-3 1-2	0-3 K	6	1	2	2	0	2	6						
Devon White, S OBP: 0.321, SLG: 0.435 (1, 8) C X	0-1 G3-1 1B 1-2 3-H	0-1 E S 1-3 2-H 1B			1-0 1B 1B 2B			4-0 1B 1B BB	2-2 P5	5	3	3	2	1	1	4						
Terry Pendleton, S OBP: 0.305, SLG: 0.357 (1, 5) C F B X	2-2 G3-1 1-2 2-3	2-1 G3-1 1-3 3-H			0-2 G5-4-3 1B 2-3 1B		1-2 FC4-6 1-2f 2-3 3-H	3-2 1B 1B 1B		5	0	2	1	0	0	5						
Billy McMillon, L OBP: 0.571, SLG: 0.500 (1, 7) X	0-0 1B		1-2 L8		1-1 G5-4-3 1B 1-2 3-H 1B		2-3 K	3-1 1B 1B		3	0	2	3	0	0	0						
Andre Dawson, R OBP: 0.342, SLG: 0.444 (6, PH)										1	0	0	0	0	1	2						
Jesus Tavarez, S OBP: 0.237, SLG: 0.222 (7, 7)										1	0	1	2	0	0	0						
Charles Johnson, R OBP: 0.281, SLG: 0.361 (1, 2) 1 SAFE	2-0 P3		2-3 K		1-2 G5-4-3 1-2f 2-3		3-2 P5	2-2 1B		3	0	0	0	0	1	3						
Rob Natal, R OBP: 0.292, SLG: 0.244 (7, 2) B X										2	0	1	0	0	0	0						
John Burkett, R OBP: 0.163, SLG: 0.204 (1, 1)		0-0 G5-3	1-3 K		0-0 G2-3		2-2 1B	2-3 K		3	0	0	0	0	1	1						
Yorkis Perez, L (6, 1)										0	0	0	0	0	0	0						
Jay Powell, R (6, 1)										0	0	0	0	0	0	0						
Kurt Abbott, R OBP: 0.303, SLG: 0.458 (7, PH)										1	0	1	0	0	0	0						
Terry Mathews, L (8, 1)										0	0	0	0	0	0	0						
Donn Pall, R (8, 1)										0	0	0	0	0	0	0						
David Weathers, R OBP: 0.200, SLG: 0.316 (8, 1)										1	0	0	0	0	1	3						
Inning Stats	R: 4 E: 0 K: 0 S: 11	H: 4 LOB: 1 BB: 1 P: 21	R: 3 E: 1 K: 1 S: 14	H: 3 LOB: 1 BB: 0 P: 21	R: 0 E: 0 K: 2 S: 9	H: 0 LOB: 0 BB: 0 P: 13	R: 0 E: 0 K: 0 S: 7	H: 1 LOB: 1 BB: 1 P: 12	R: 1 E: 0 K: 0 S: 11	H: 3 LOB: 1 BB: 0 P: 14	R: 2 E: 0 K: 2 S: 18	H: 2 LOB: 2 BB: 1 P: 32	R: 0 E: 0 K: 0 S: 12	H: 1 LOB: 1 BB: 0 P: 20	R: 2 E: 0 K: 2 S: 22	H: 3 LOB: 3 BB: 2 P: 42	R: 0 E: 0 K: 1 S: 7	H: 0 LOB: 1 BB: 1 P: 13	1B: 15 2B: 2 3B: 0 HR: 0	SF: 1 SAC: 0 DP: 2 HBP: 1	WP: 0 PB: 0 SB: 2 CS: 0	PA: 50
PITCHER	IP WLS BF H R ER SO BB IBB HBP BLK WP HR S P ERA WHIP	IP WLS BF H R ER SO BB IBB HBP BLK WP HR S P ERA WHIP	IP WLS BF H R ER SO BB IBB HBP BLK WP HR S P ERA WHIP	IP WLS BF H R ER SO BB IBB HBP BLK WP HR S P ERA WHIP	IP WLS BF H R ER SO BB IBB HBP BLK WP HR S P ERA WHIP	IP WLS BF H R ER SO BB IBB HBP BLK WP HR S P ERA WHIP	IP WLS BF H R ER SO BB IBB HBP BLK WP HR S P ERA WHIP	IP WLS BF H R ER SO BB IBB HBP BLK WP HR S P ERA WHIP	IP WLS BF H R ER SO BB IBB HBP BLK WP HR S P ERA WHIP	Bob Tewksbury, R ERA: 4.04 (1, 1)	Sean Bergman, R ERA: 4.77 (4, 1)	Bryce Florie, R ERA: 4.18 (6, 1)	Ron Villone, L ERA: 2.6 (6, 1)	Willie Blair, R ERA: 5.25 (8, 1)	Doug Bachtler, R ERA: 3.35 (8, 1)	IP WLS BF H R ER SO BB IBB HBP BLK WP HR S P ERA WHIP						

San Diego Padres @ Florida Marlins


Joe Robbie Stadium, Miami, FL

Sat Jul 27 1996, 7:05 PM EDT

Att: 26,182 - Unknown - 88 F

livebaseballscorecards.com

AB	42
R	12
H	17
RBI	11
BB	6
SO	8
LOB	31



Batter	1	2	3	4	5	6	7	8	9	AB R H RBI BB SO LOB	TOP												
Rickey Henderson, R OBP: 0.407, SLG: 0.336 Luis Lopez, S OBP: 0.229, SLG: 0.246	0-3 K		2-3 K		4-0 CS BB		4-0 BB BB BB BB 1-2 BB		1-0 G6-3	2 0 0 0 2 2 0 1 0 0 0 0 0 1													
Chris Gomez, R OBP: 0.364, SLG: 0.363 Bryce Florie, R	2-0 L9			4-2 2B BB	1-3 K	1-2 K	2-1 L9			3 1 0 0 1 1 3 0 0 0 0 0 0 0													
Steve Finley, L OBP: 0.358, SLG: 0.538	1-3 K			0-0 1B 2B	3-0 F9			4-0 S BB		3 1 1 1 1 1 0													
Ken Caminiti, S OBP: 0.384, SLG: 0.525		1-1 HBP		2-2 BB BB 2-H 1B		3-2 G4-3		2-3 K		3 0 1 1 0 1 1													
Wally Joyner, L OBP: 0.425, SLG: 0.472		1-3 K		3-2 F7		2-1 P5		3-1 F8		4 0 0 0 0 1 3													
John Flaherty, R OBP: 0.324, SLG: 0.474		1-0 F8		4-0 BB BB 1-2 BB		0-1 P3		3-1 G6-3		3 0 0 0 1 0 2													
Rob Deer, R OBP: 0.412, SLG: 0.595		3-3 K		2-1 P6		4-2 BB BB		4-0 FC6-4 BB		2 0 0 0 2 1 3													
Jody Reed, R OBP: 0.328, SLG: 0.293 Scott Livingstone, L OBP: 0.313, SLG: 0.364			0-0 F7	4-1 BB BB BB 1-2 2-3 BB		3-1 P6		2-2 FC6-4		2 0 0 0 1 0 1 1 0 0 0 0 0 1													
Joey Hamilton, R OBP: 0.146, SLG: 0.170 Ron Villone, L OBP: 0.304, SLG: 0.462 Brian Johnson, R OBP: 0.317, SLG: 0.396	1-2 L9		1-3 K			2-2 F9		0-3 K		2 0 0 0 0 1 3 0 0 0 0 0 0 0 1 0 0 0 0 0 1 1 0 0 0 0 1 1													
Inning Stats	R: 0 E: 0 K: 2 S: 9	H: 0 LOB: 0 BB: 0 P: 12	R: 0 E: 0 K: 2 S: 10	H: 0 LOB: 1 BB: 0 P: 16	R: 0 E: 0 K: 1 S: 7	H: 0 LOB: 0 BB: 0 P: 10	R: 2 E: 0 K: 1 S: 15	H: 2 LOB: 3 BB: 3 P: 35	R: 0 E: 0 K: 1 S: 4	H: 0 LOB: 0 BB: 1 P: 12	R: 0 E: 0 K: 0 S: 7	H: 0 LOB: 0 BB: 0 P: 12	R: 0 E: 0 K: 0 S: 13	H: 0 LOB: 2 BB: 2 P: 28	R: 0 E: 0 K: 1 S: 7	H: 0 LOB: 1 BB: 1 P: 19	R: 0 E: 0 K: 1 S: 7	H: 0 LOB: 1 BB: 1 P: 14	1B: 1 2B: 1 3B: 0 HR: 0	SF: 0 SAC: 0 DP: 0 HBP: 1	WP: 0 PB: 0 SB: 1 CS: 1	PA: 37	
PITCHER	IP	WLS	BF	H	R	ER	SO	BB	IBB	HBP	BLK	WP	HR	S	P	ERA	WHIP						
Al Leiter, L ERA: 2.69	(1, 1)	6.2	W	28	2	2	7	6	0	1	0	0	0	63	121	2.70	1.200						
Jay Powell, R ERA: 4.28	(7, 1)	1.1		5	0	0	1	1	0	0	0	0	0	9	23	0.00	0.750						
Robb Nen, R ERA: 2.17	(9, 1)	1.0		4	0	0	1	1	0	0	0	0	0	7	14	0.00	1.000						

San Diego Padres @ Florida Marlins
 Joe Robbie Stadium, Miami, FL
 Sun Jul 28 1996, 3:33 AM EDT
 Att. 22,683 - Sunny - 90 F

livebaseballscorecards.com

AB	28
R	2
H	2
RBI	2
BB	8
SO	9
LOB	20



Batter	1	2	3	4	5	6	7	8	9	AB	R	H	RBI	BB	SO	LOB
Kurt Abbott, R OBP: 0.306, SLG: 0.464 (1, 4)	1-0 1B 3B	1-3 K		1-3 K	0-3 K		1-1 HBP			4	1	1	0	0	3	4
Edgar Renteria, R OBP: 0.333, SLG: 0.408 (1, 6)	0-0 2B 1B	3-3 K		1-2 G6-4-3 1-2f		1-2 S HR 1B	0-0 F8			5	2	2	1	0	1	2
Gary Sheffield, R OBP: 0.452, SLG: 0.623 Jesus Tavarez, S OBP: 0.237, SLG: 0.222 (1, 9) (8, PR) (9, 9)	2-1 1B 2B		0-1 F7		2-1 HR	4-1 S HR BB		2-2 FC3-6 1B		4	3	3	2	1	0	0
Jeff Conine, R OBP: 0.367, SLG: 0.497 (1, 3)	2-3 K		2-2 BB 1B 1B		0-1 F9	2-2 1B HR		0-0 F8		5	1	2	3	0	1	2
Joe Orsulak, L OBP: 0.286, SLG: 0.287 (1, 8) (7, 7)	1-3 K		2-2 BB 1B		1-1 1B 1B	0-2 F9		2-1 FC3-6 1B 1-2f		5	1	2	0	0	1	2
Alex Arias, R OBP: 0.350, SLG: 0.420 (1, 5)	2-2 1B 1B		4-1 BB		0-1 1B 1B	1-1 L7		0-1 1B		4	0	3	1	1	0	0
Billy McMillon, L OBP: 0.455, SLG: 0.400 Devon White, S OBP: 0.320, SLG: 0.434 (1, 7) (7, 8)	3-2 1B		0-3 K		1-3 K	2-3 K2-3		0-0 G4-3		4	0	1	0	0	3	5
Rob Natal, R OBP: 0.288, SLG: 0.244 (1, 2)	0-1 P4 1B		2-3 K		0-2 1B		0-0 G5-3			4	0	1	1	0	1	5
Al Leiter, L OBP: 0.120, SLG: 0.064 Jay Powell, R Robb Nen, R (1, 1) (7, 1) (9, 1)		2-3 K		4-2 G6-4-3 BB	4-0 BB		0-3 K			1	0	0	0	2	1	0
										1	0	0	0	0	1	0
										0	0	0	0	0	0	0

Inning Stats	R: 3	H: 5	E: 0	K: 2	S: 19	H: 5	LOB: 2	BB: 0	P: 30	R: 0	H: 0	E: 0	K: 3	S: 9	H: 0	LOB: 0	BB: 0	P: 15	R: 0	H: 2	E: 0	K: 2	S: 17	H: 2	LOB: 3	BB: 1	P: 27	R: 0	H: 0	E: 0	K: 1	S: 9	H: 0	LOB: 0	BB: 1	P: 15	R: 2	H: 4	E: 0	K: 2	S: 17	H: 2	LOB: 0	BB: 1	P: 30	R: 0	H: 0	E: 0	K: 1	S: 6	H: 2	LOB: 2	BB: 0	P: 14
--------------	------	------	------	------	-------	------	--------	-------	-------	------	------	------	------	------	------	--------	-------	-------	------	------	------	------	-------	------	--------	-------	-------	------	------	------	------	------	------	--------	-------	-------	------	------	------	------	-------	------	--------	-------	-------	------	------	------	------	------	------	--------	-------	-------

PITCHER	IP	WLS	BF	H	R	ER	SO	BB	IBB	HBP	BLK	WP	HR	S	P	ERA	WHIP
Joey Hamilton, R ERA: 4.78 (1, 1)	5.0	L	30	12	7	7	10	4	0	0	0	0	1	75	121	12.60	3.200
Ron Villone, L ERA: 2.95 (6, 1)	1.0		4	1	1	1	1	0	0	0	0	0	1	16	21	9.00	1.000
Bryce Florie, R ERA: 4.01 (7, 1)	2.0		9	2	0	0	1	0	0	1	0	0	0	16	21	0.00	1.000


BOTTOM

San Diego Padres @ Florida Marlins
Joe Robbie Stadium, Miami, FL

Sun Jul 28 1996, 3:33 AM EDT
Att. 22,683 - Sunny - 90 F

livebaseballscorecards.com

AB	38
R	8
H	15
RBI	8
BB	4
SO	12
LOB	22



WP: 0	PA: 43
PB: 0	
SB: 3	
CS: 0	

Batter	1	2	3	4	5	6	7	8	9	AB R H RBI BB SO LOB	TOP										
Chris Gomez, R (1, 6) OBP: 0.365, SLG: 0.360	1-0 1B HBP	2-3 K		2-1 G5-3			3-1 HBP			2 1 0 0 0 1 0											
Wally Joyner, L (1, 3) OBP: 0.423, SLG: 0.470	2-2 1 SAFE X 1B 1-2 1B	0-3 K			2-0 F7		0-0 SF7			3 1 1 1 0 1 0											
Steve Finley, L (1, 8) OBP: 0.357, SLG: 0.535	1-1 HBP FC6-4 1-3 2-H 1B		2-2 G3		1-0 F9		0-3 K			4 1 1 1 0 1 1											
Ken Caminiti, S (1, 5) OBP: 0.385, SLG: 0.527	2-1 FC6-4 HBP 1-2 3-H 1B		1-0 G6-3 2B		0-0 F7		0-0 F9			4 1 2 1 0 0 0											
Marc Newfield, R (1, 7) OBP: 0.311, SLG: 0.387	1-0 F9		0-1 G6-3		1-1 G6-3		3-1 F8			4 0 0 0 0 0 3											
Brian Johnson, R (1, 2) OBP: 0.308, SLG: 0.466	2-1 FC6-4 HBP 1-2 2-3		0-1 2B		3-2 G6-3		2-2 K			3 0 1 1 0 1 0											
Rob Deer, R (1, 9) OBP: 0.382, SLG: 0.537	2-2 FC6-4 1-2f 2-3 3-H		2-3 K		0-3 K			2-3 K		4 0 0 1 0 3 3	AB 31 R 5 H 7 RBI 5 BB 0 SO 8 LOB 10										
Luis Lopez, S (1, 4) OBP: 0.236, SLG: 0.254	0-0 G1		2-3 K			1-0 WP SH1-4 SF7 1B		2-2 G6-4-3 1B		4 1 2 0 0 1 2											
Scott Sanders, R (1, 1) OBP: 0.214, SLG: 0.308		1-1 G5-3		0-0 F9		0-1 SH1-4		1-2 G6-4-3		2 0 0 0 0 0 0											
Tim Worrell, R (7, 1) OBP: 0.167, SLG: 0.091										0 0 0 0 0 0 0											
Archi Cianfrocco, R (9, PH) OBP: 0.301, SLG: 0.384										1 0 0 0 0 0 1											
Trevor Hoffman, R (9, 1)										0 0 0 0 0 0 0											
Inning Stats	R: 3 E: 0 K: 0 S: 14	H: 3 LOB: 2 BB: 0 P: 25	R: 0 E: 0 K: 2 S: 9	H: 0 LOB: 0 BB: 0 P: 12	R: 1 E: 0 K: 1 S: 11	H: 2 LOB: 1 BB: 0 P: 16	R: 0 E: 0 K: 1 S: 8	H: 0 LOB: 0 BB: 0 P: 12	R: 0 E: 0 K: 1 S: 8	H: 0 LOB: 0 BB: 0 P: 12	R: 1 E: 0 K: 1 S: 8	H: 1 LOB: 1 BB: 0 P: 12	R: 0 E: 0 K: 1 S: 7	H: 0 LOB: 0 BB: 0 P: 12	R: 0 E: 0 K: 1 S: 12	H: 1 LOB: 0 BB: 0 P: 17	1B: 5 2B: 2 3B: 0 HR: 0	SF: 1 SAC: 1 DP: 1 HBP: 3	WP: 1 PB: 0 SB: 0 CS: 0	PA: 36	
PITCHER Kevin Brown, R (1, 1) ERA: 1.98 Terry Mathews, R (8, 1) ERA: 4.84	IP 7.0 2.0	WLS L	BF 30 6	H 6 1	R 5 0	ER 5 0	SO 6 2	BB 0 0	IBB 0 0	HBP 3 0	BLK 0 0	WP 1 0	HR 0 0	S 61 19	P 95 29	ERA 6.43 0.00	WHIP 0.857 0.500				
PITCHER	IP	WLS	BF	H	R	ER	SO	BB	IBB	HBP	BLK	WP	HR	S	P	ERA	WHIP				

San Diego Padres @ Florida Marlins
Joe Robbie Stadium, Miami, FL
Mon Jul 29 1996, 3:33 AM EDT
Att. 18,281 - Cloudy - 90 F

livebaseballscorecards.com



Batter	1	2	3	4	5	6	7	8	9	AB	R	H	RBI	BB	SO	LOB
Quilvio Veras, S OBP: 0.371, SLG: 0.328 (1, 4)	1-3 K		2-3 K		1-1 F8		4-2 E 2B BB			3	1	0	0	1	2	1
Edgar Renteria, R OBP: 0.336, SLG: 0.412 (1, 6)	4-2 1B 1B BB		0-0 F8		2-1 G5-3		0-1 1-H 2B			3	1	1	1	1	0	1
Gary Sheffield, R OBP: 0.451, SLG: 0.621 (1, 9) Billy McMillon, L OBP: 0.500, SLG: 0.364 (2, 7)	1-3 K		4-2 BB		4-2 1B SF7 BB		2-2 G4-3			1	0	0	0	0	1	1
Jeff Conine, R OBP: 0.368, SLG: 0.497 (1, 3)	2-1 1B 1-3 1B		0-3 K		0-0 1-3 1B		0-0 F9			4	0	2	0	0	1	1
Devon White, S OBP: 0.319, SLG: 0.432 (1, 8)	1-2 1-3 3-H 1B		0-1 F8		0-3 K		0-0 P5			4	0	1	1	0	1	2
Terry Pendleton, S OBP: 0.302, SLG: 0.354 (1, 5)	0-0 L8		1-3 K		1-0 SF7		1-3 K			3	0	0	1	0	2	2
Joe Orsulak, L OBP: 0.277, SLG: 0.277 (1, 7) (2, 9)		1-2 K		2-1 F9		1-3 K2-3			0-1 G5-3	4	0	0	0	0	2	1
Rob Natal, R OBP: 0.268, SLG: 0.224 (1, 2)		1-3 K		0-3 K		1-1 G6-3			0-3 K	4	0	0	0	0	3	0
Kevin Brown, R OBP: 0.188, SLG: 0.136 (1, 1) Kurt Abbott, R OBP: 0.304, SLG: 0.462 (7, PH) Terry Mathews, L (8, 1) Alex Arias, R OBP: 0.348, SLG: 0.417 (9, PH)		1-1 P2		2-1 2B		0-3 K			3-3 K	2	0	1	0	0	0	0
										1	0	0	0	0	1	0
										0	0	0	0	0	0	0
										1	0	0	0	0	1	0

Inning Stats	R: 1	H: 2	E: 0	K: 2	S: 18	H: 2	LOB: 2	BB: 1	P: 27	R: 0	H: 0	E: 0	K: 2	S: 9	H: 0	LOB: 0	BB: 0	P: 12	R: 0	H: 0	E: 0	K: 2	S: 9	H: 0	LOB: 1	BB: 1	P: 15	R: 0	H: 0	E: 0	K: 1	S: 7	H: 0	LOB: 0	BB: 0	P: 10	R: 0	H: 1	E: 0	K: 1	S: 9	H: 1	LOB: 1	BB: 0	P: 14	R: 1	H: 1	E: 0	K: 2	S: 11	H: 1	LOB: 1	BB: 1	P: 17	R: 1	H: 1	E: 1	K: 1	S: 16	H: 1	LOB: 1	BB: 1	P: 23	R: 0	H: 0	E: 0	K: 1	S: 5	H: 0	LOB: 0	BB: 0	P: 6	R: 0	H: 0	E: 0	K: 2	S: 9	H: 0	LOB: 0	BB: 0	P: 12	1B: 3	2B: 2	3B: 0	HR: 0	SF: 1	SAC: 0	DP: 0	HBP: 0	WP: 0	PB: 0	SB: 0	CS: 0	PA: 36
--------------	------	------	------	------	-------	------	--------	-------	-------	------	------	------	------	------	------	--------	-------	-------	------	------	------	------	------	------	--------	-------	-------	------	------	------	------	------	------	--------	-------	-------	------	------	------	------	------	------	--------	-------	-------	------	------	------	------	-------	------	--------	-------	-------	------	------	------	------	-------	------	--------	-------	-------	------	------	------	------	------	------	--------	-------	------	------	------	------	------	------	------	--------	-------	-------	-------	-------	-------	-------	-------	--------	-------	--------	-------	-------	-------	-------	--------

PITCHER	IP	WLS	BF	H	R	ER	SO	BB	IBB	HBP	BLK	WP	HR	S	P	ERA	WHIP
Scott Sanders, R ERA: 4.13 (1, 1)	6.2	W	28	4	3	3	11	4	0	0	0	0	0	72	109	4.05	1.200
Tim Worrell, R ERA: 2.49 (7, 1)	1.1		5	1	0	0	1	0	0	0	0	0	0	12	15	0.00	0.750
Trevor Hoffman, R ERA: 2.3 (9, 1)	1.0	S	3	0	0	0	2	0	0	0	0	0	0	9	12	0.00	0.000

BOTTOM

San Diego Padres @ Florida Marlins
Joe Robbie Stadium, Miami, FL
Mon Jul 29 1996, 3:33 AM EDT
Att: 18,281 - Cloudy - 90 F

livebaseballscores.com

AB	31
R	3
H	5
RBI	3
BB	4
SO	14
LOB	10



Batter	1	2	3	4	5	6	7	8	9	AB R H RBI BB SO LOB	TOP											
Marquis Grissom, R (1, 8) OBP: 0.335, SLG: 0.480	0-1 G6-3		2-1 P4			1-0 G5-3		2-2 1B		4 0 1 0 0 0 1												
Mark Lemke, S (1, 4) OBP: 0.341, SLG: 0.332	1-2 F9		3-2 P4-6 2-2f			3-2 1B		0-1 G4-3		4 0 1 0 0 0 2												
10 Chipper Jones, S (1, 5) OBP: 0.388, SLG: 0.555	2-1 G6-3				1-1 G3-6-4 1B	2-3 K			2-2 HR	4 1 2 1 0 1 1												
Fred McGriff, L (1, 3) OBP: 0.349, SLG: 0.502		0-0 F9		1-1 G3-6-4 1-2f		3-1 G3			0-2 G1-3	4 0 0 0 0 0 1												
Jermaine Dye, R (1, 7) OBP: 0.326, SLG: 0.477		0-0 G5-3 1B		1-0 G5-3		4-2 BB BB			0-1 F8	3 0 1 0 1 0 0												
Mark Whiten, S (1, 9) OBP: 0.357, SLG: 0.402		1-1 G5-3 1B		1-1 G5-3		4-2 G4-6-3 BB			4-2 BB	2 0 1 0 2 0 0												
Eddie Pérez, R (1, 2) OBP: 0.340, SLG: 0.505		2-2 G5-3		2-3 K		2-2 G4-6-3			2-3 K	2 0 0 0 0 1 2												
Ryan Klesko, L (7, PH) OBP: 0.356, SLG: 0.570		1-2 2-3 G5-3				1-2f				1 0 0 0 0 0 2												
Javy Lopez, R (7, 2) OBP: 0.327, SLG: 0.489		2-2 L1		1-0 G6-3						1 0 0 0 0 1 1												
Rafael Belliard, R (1, 6) OBP: 0.157, SLG: 0.178										2 0 0 0 0 0 2												
Dwight Smith, L (8, PH) OBP: 0.291, SLG: 0.339										1 0 0 0 0 1 0												
Greg McMichael, R (8, 1)										0 0 0 0 0 0 0												
Pedro Borbon, R (8, 1)										0 0 0 0 0 0 0												
Greg Maddux, R (1, 1) OBP: 0.185, SLG: 0.176			3-2 P4-6 2B							2 0 1 0 0 0 0												
Ed Giovanola, L (8, PH) OBP: 0.324, SLG: 0.250						0-2 G6-3			1-0 F9	1 0 0 0 0 0 0												
Inning Stats	R: 0 E: 0 K: 0 S: 7	H: 0 LOB: 0 BB: 0 P: 10	R: 0 E: 0 K: 0 S: 10	H: 2 LOB: 2 BB: 0 P: 15	R: 0 E: 0 K: 0 S: 10	H: 1 LOB: 0 BB: 0 P: 18	R: 0 E: 0 K: 0 S: 5	H: 1 LOB: 0 BB: 0 P: 8	R: 0 E: 0 K: 1 S: 6	H: 0 LOB: 0 BB: 0 P: 10	R: 0 E: 0 K: 1 S: 10	H: 1 LOB: 1 BB: 0 P: 16	R: 0 E: 0 K: 0 S: 10	H: 0 LOB: 1 BB: 2 P: 23	R: 0 E: 0 K: 1 S: 9	H: 1 LOB: 1 BB: 0 P: 12	R: 1 E: 0 K: 1 S: 14	H: 1 LOB: 1 BB: 1 P: 22	1B: 5 2B: 2 3B: 0 HR: 1	SF: 0 SAC: 0 DP: 3 HBP: 0	WP: 0 PB: 0 SB: 0 CS: 0	PA: 34
PITCHER	IP WLS BF H R ER SO BB IBB HBP BLK WP HR S P ERA WHIP																					
Fernando Valenzuela, L (1, 1) ERA: 3.9	6.1 W 24 5 0 0 2 2 0 0 0 0 0 0 55 95 0.00 1.105																					
Doug Bochtler, R (7, 1) ERA: 3.23	1.2 5 1 0 0 1 0 0 0 0 0 0 0 12 17 0.00 0.600																					
Trevor Hoffman, R (9, 1) ERA: 2.43	1.0 S 5 1 1 1 1 1 0 0 0 0 0 1 14 22 9.00 2.000																					

Atlanta Braves @ San Diego Padres
Jack Murphy Stadium, San Diego, CA

AB	31
R	1
H	7
RBI	1
BB	3
SO	4
LOB	12



Tue Jul 30 1996, 10:05 PM EDT
Att. 24,110 - Unknown - 80 F

livebaseballscorecards.com

Batter	1	2	3	4	5	6	7	8	9
Rickey Henderson, R OBP: 0.408, SLG: 0.341 (1, 7)	0-2 P4			0-0 G4-3		3-2 G6-4-3 1B		3-1 G3 1B 2B	
Chris Gomez, R OBP: 0.361, SLG: 0.355 (1, 6)	0-0 G6-3			0-0 G4-3		1-0 G6-4-3 1-2f		3-1 G3 2-3	
Steve Finley, L OBP: 0.358, SLG: 0.536 (1, 8)	0-3 K			1-1 G5-3		1-1 1B 2B		4-0 1B IBB	
Ken Caminiti, S OBP: 0.389, SLG: 0.530 (1, 5)		2-3 K			0-1 S 2B 1B	2-2 1B		1-2 1B	
Wally Joyner, L OBP: 0.417, SLG: 0.462 (1, 3)		0-1 F8			0-1 P5		0-3 K	3-H K	
John Flaherty, R OBP: 0.328, SLG: 0.480 (1, 2)		1-3 K			2-2 1-H 2B		0-0 1B		
Rob Deer, R OBP: 0.362, SLG: 0.500 (1, 9)			3-3 K		1-3 K		2-3 K		
Jody Reed, R OBP: 0.328, SLG: 0.291 (1, 4)			1-1 P5		4-0 IBB		0-2 F7		
Fernando Valenzuela, L OBP: 0.122, SLG: 0.122 Doug Bochtler, R (7, 1) Luis Lopez, S OBP: 0.234, SLG: 0.252 (8, PH) Trevor Hoffman, R (9, 1)			0-2 G3-1		0-1 G1-3			0-0 G6-3	

Inning Stats	R: 0	H: 0	E: 0	K: 1	S: 8	LOB: 0	BB: 0	P: 8
	R: 0	H: 0	E: 0	K: 2	S: 10	LOB: 0	BB: 0	P: 13
	R: 0	H: 0	E: 0	K: 1	S: 10	LOB: 0	BB: 0	P: 14
	R: 0	H: 0	E: 0	K: 0	S: 4	LOB: 0	BB: 0	P: 5
	R: 1	H: 2	E: 0	K: 1	S: 12	LOB: 2	BB: 1	P: 19
	R: 0	H: 3	E: 0	K: 0	S: 9	LOB: 2	BB: 0	P: 16
	R: 0	H: 1	E: 0	K: 2	S: 10	LOB: 1	BB: 0	P: 12
	R: 1	H: 2	E: 0	K: 1	S: 11	LOB: 2	BB: 1	P: 24

PITCHER	IP	WLS	BF	H	R	ER	SO	BB	IBB	HBP	BLK	WP	HR	S	P	ERA	WHIP
Greg Maddux, R ERA: 2.86 (1, 1)	7.0	L	26	6	1	1	7	0	0	0	0	0	0	63	87	1.29	0.857
Greg McMichael, R ERA: 3.52 (8, 1)	0.2		5	2	1	1	0	0	1	0	0	0	0	8	19	13.50	3.000
Pedro Borbon, L ERA: 2.7 (8, 1)	0.1		1	0	0	0	1	0	0	0	0	0	0	3	5	0.00	0.000


BOTTOM

AB R H RBI BB SO LOB

4	1	2	0	0	0	0
4	0	0	0	0	0	2
3	0	1	0	1	1	0
4	1	3	1	0	1	0
4	0	0	0	0	2	3
3	0	2	1	0	1	0
3	0	0	0	0	3	2
2	0	0	0	1	0	1
2	0	0	0	0	0	2
0	0	0	0	0	0	0
1	0	0	0	0	0	0
0	0	0	0	0	0	0


WP: 0 PA: 32
PB: 0
SB: 1
CS: 0

AB 30
R 2
H 8
RBI 2
BB 2
SO 8
LOB 10



Atlanta Braves @ San Diego Padres
Jack Murphy Stadium, San Diego, CA
 Tue Jul 30 1996, 10:05 PM EDT
 Att. 24,110 - Unknown - 80 F

livebaseballscorecards.com

Batter	1	2	3	4	5	6	7	8	9	AB R H RBI BB SO LOB	TOP											
Marquis Grissom, R (1, 8) OBP: 0.340, SLG: 0.483	1-0 BB 10 E 1B		0-0 10 G4-6-3 1B		1-1 E6 2-H 1B		2-3 K		0-0 10 BB 1B	5 1 4 0 0 1 1	<p>Atlanta Braves @ San Diego Padres</p> <p>Jack Murphy Stadium, San Diego, CA</p> <p>Wed Jul 31 1996, 10:05 PM EDT</p> <p>Att. 24,254 - Unknown</p> <p>livebaseballscorecards.com</p>											
10 Chipper Jones, S (1, 5) OBP: 0.389, SLG: 0.552	1-2 E4 BB 1B		0-2 G4-6-3 1-2f		0-0 G4-3		3-1 1B		4-1 G6-4-3 BB	4 1 1 2 1 0 3												
Fred McGriff, L (1, 3) OBP: 0.347, SLG: 0.498	4-2 1B G4-6-3 BB		2-2 G4-3		0-2 F8		0-0 F9		3-2 G6-4-3 1-2f	4 1 0 0 1 0 4												
Ryan Klesko, L (1, 7) OBP: 0.357, SLG: 0.572	0-2 G4-6-3 1B		0-2 G5-3		1-1 1B 2B		1-3 K			4 1 2 2 0 1 0												
Jermaine Dye, R (1, 9) OBP: 0.319, SLG: 0.463	1-1 G4-6-3 1-2f 3-H		1-2 F8		1-0 G1-3		0-1 P6			4 0 0 0 0 0 2												
Javy Lopez, R (1, 2) OBP: 0.326, SLG: 0.486	1-1 F8		0-0 G6-3		0-0 1B		0-2 L6			4 0 1 1 0 0 0												
Mark Lemke, S (1, 4) OBP: 0.340, SLG: 0.331		0-0 G1-3		1-3 K		1-0 G1-3		0-1 1B SH1-3 BB 1B		4 1 1 0 0 1 1												
Ed Giovanola, L (1, 6) OBP: 0.350, SLG: 0.286		1-3 K		1-1 SH1-4 E 1B		0-0 SH3-4 10 1B 1B		0-0 SH1-3		3 2 2 0 0 1 0												
Tom Glavine, L (1, 1) OBP: 0.347, SLG: 0.333		1-0 G3-1		1-1 SH1-4		0-0 SH3-4		4-0 10 BB 1B BB		1 0 0 0 0 0 0												
Brad Clontz, R (8, 1)										0 0 0 0 0 0 0												
Pedro Borbon, R (8, 1)										0 0 0 0 0 0 0												
Dwight Smith, L (9, PH) OBP: 0.297, SLG: 0.339										0 0 0 0 1 0 0												
Mark Wohlers, R (9, 1)										0 0 0 0 0 0 0												
Inning Stats	R: 3 E: 1 K: 0 S: 18	H: 2 LOB: 0 BB: 1 P: 26	R: 0 E: 0 K: 1 S: 5	H: 0 LOB: 0 BB: 0 P: 7	R: 0 E: 0 K: 0 S: 8	H: 1 LOB: 0 BB: 0 P: 10	R: 0 E: 0 K: 0 S: 9	H: 0 LOB: 0 BB: 0 P: 10	R: 1 E: 1 K: 1 S: 10	H: 2 LOB: 1 BB: 0 P: 14	R: 1 E: 0 K: 0 S: 9	H: 2 LOB: 1 BB: 0 P: 12	R: 1 E: 0 K: 1 S: 8	H: 2 LOB: 1 BB: 0 P: 13	R: 0 E: 0 K: 1 S: 9	H: 0 LOB: 0 BB: 0 P: 10	R: 1 E: 0 K: 0 S: 10	H: 2 LOB: 2 BB: 2 P: 21	1B: 10 2B: 1 3B: 0 HR: 0	SF: 0 SAC: 3 DP: 3 HBP: 0	WP: 0 PB: 0 SB: 0 CS: 0	PA: 39
PITCHER	IP WLS BF H R ER SO BB IBB HBP BLK WP HR S P ERA WHIP																					
Bob Tewksbury, R (1, 1) ERA: 4.0	6.0 L 25 7 5 2 2 1 0 0 0 0 0 0 59 79 3.00 1.333																					
Willie Blair, R (7, 1) ERA: 5.31	1.0 5 2 1 1 1 0 0 0 0 0 0 8 13 9.00 2.000																					
Dario Veras, R (8, 1) ERA:	1.0 3 0 0 0 1 0 0 0 0 0 0 9 10 0.00 0.000																					
Sean Bergman, R (9, 1) ERA: 4.81	1.0 6 2 1 1 0 2 0 0 0 0 0 10 21 9.00 4.000																					

Batter	1	2	3	4	5	6	7	8	9	AB	R	H	RBI	BB	SO	LOB
Chris Gomez, R OBP: 0.359, SLG: 0.351 (1, 6)	2-1 G4-3		2-0 L4			1-3 K		1-0 G4-3 HBP		3	0	0	0	0	1	1
Archi Cianfrocco, R OBP: 0.306, SLG: 0.387 (1, 7)	3-1 1B			3-2 FC3-6 1B			3-1 L3	1-1 G4-3		4	0	2	1	0	0	2
Steve Finley, L OBP: 0.357, SLG: 0.533 (1, 8)	2-1 1B			1-0 FC3-6 CS			0-1 F8	1-3 K		4	0	1	0	0	1	3
Ken Caminiti, S OBP: 0.388, SLG: 0.525 Dario Veras, R (8, 1) Scott Livingstone, L OBP: 0.311, SLG: 0.362 Sean Bergman, R OBP: 0.100, SLG: 0.200 (8, PH) (9, 1)	3-0 G4-3			3-3 K			2-3 K	1-1 F7		3	0	0	0	0	2	3
Wally Joyner, L OBP: 0.415, SLG: 0.459 (1, 3)		1-0 G1-3			1-1 G4-3			0-0 1B BB 1B	1-2 P4	4	1	1	0	0	0	0
John Flaherty, R OBP: 0.330, SLG: 0.480 (1, 2)		1-2 G6-3			1-0 P4			0-1 BB 1B 2B 1B	2-2 1B	4	1	2	0	0	0	0
Rob Deer, R OBP: 0.371, SLG: 0.500 (1, 9)		1-3 K			3-1 F8			2-2 BB 2B 1B	1-2 1B	4	1	2	0	0	1	0
Jody Reed, R OBP: 0.329, SLG: 0.292 (1, 4)			1-2 L4 SH2-4 1B			1-2 F7		4-2 2B G4-3 BB	3-2 G4-6-3	3	1	1	1	1	0	2
Bob Tewksbury, R OBP: 0.080, SLG: 0.063 Craig Shipley, R OBP: 0.457, SLG: 0.656 Willie Blair, R (7, 1) Brian Johnson, R OBP: 0.312, SLG: 0.475 (8, 5)			0-0 SH2-4			1-1 G1-3		0-0 G4-3 2B		0	0	0	0	0	0	0

Inning Stats	R: 0	H: 2	E: 0	LOB: 1	K: 0	BB: 0	S: 7	R: 0	H: 0	E: 0	LOB: 0	K: 1	BB: 0	S: 8	R: 0	H: 1	E: 0	LOB: 0	K: 0	BB: 0	S: 5	R: 0	H: 1	E: 0	LOB: 1	K: 1	BB: 0	S: 7	R: 0	H: 0	E: 0	LOB: 0	K: 0	BB: 0	S: 5	R: 0	H: 0	E: 0	LOB: 0	K: 1	BB: 0	S: 8	R: 4	H: 4	E: 0	LOB: 2	K: 1	BB: 1	S: 16	R: 0	H: 2	E: 0	LOB: 1	K: 0	BB: 0	S: 14	1B: 9	2B: 3	3B: 0	HR: 0	SF: 0	SAC: 1	DP: 4	HBP: 1	WP: 0	PA: 35
--------------	------	------	------	--------	------	-------	------	------	------	------	--------	------	-------	------	------	------	------	--------	------	-------	------	------	------	------	--------	------	-------	------	------	------	------	--------	------	-------	------	------	------	------	--------	------	-------	------	------	------	------	--------	------	-------	-------	------	------	------	--------	------	-------	-------	-------	-------	-------	-------	-------	--------	-------	--------	-------	--------

PITCHER	IP	WLS	BF	H	R	ER	SO	BB	IBB	HBP	BLK	WP	HR	S	P	ERA	WHIP
Tom Glavine, L ERA: 2.65 (1, 1)	7.0	W	26	7	4	4	4	1	0	0	0	0	0	56	98	5.14	1.143
Brad Clontz, R ERA: 4.42 (8, 1)	0.1		3	1	0	0	0	0	0	1	0	0	0	3	5	0.00	3.000
Pedro Borbon, L ERA: 2.63 (8, 1)	0.2		2	0	0	0	1	0	0	0	0	0	0	5	7	0.00	0.000
Mark Wohlers, R ERA: 2.45 (9, 1)	1.0	S	4	2	0	0	0	0	0	0	0	0	0	14	21	0.00	2.000

BOTTOM

Atlanta Braves @ San Diego Padres
Jack Murphy Stadium, San Diego, CA

livebaseballscores.com

AB	32
R	4
H	10
RBI	4
BB	1
SO	5
LOB	13



Wed Jul 31 1996, 10:05 PM EDT
Att. 24,254 - Unknown

Batter	1	2	3	4	5	6	7	8	9	AB R H RBI BB SO LOB	TOP											
Marquis Grissom, R (1, 8) OBP: 0.342, SLG: 0.485	0-0 F9		0-0 CS 1B		0-0 F9	0-0 1-3 2-H 1B			0-0 S 10 BB 1B	5 0 3 1 0 0 0	Atlanta Braves @ San Diego Padres Jack Murphy Stadium, San Diego, CA Thu Aug 01 1996, 6:33 AM EDT Att. 24,089 - Sunny - 77 F livebaseballscorecards.com											
10 Chipper Jones, S (1, 5) OBP: 0.391, SLG: 0.557	0-0 1B 3B		0-0 F7		0-0 S 1B	0-0 L4		4-0 S 1-2 BB	4 1 2 0 1 0 3													
Fred McGriff, L (1, 3) OBP: 0.350, SLG: 0.496	0-0 2B 1B		4-0 E 1-2 BB		4-0 1-2 BB		0-3 K	0-0 G6-3 1-2 2-3	3 0 1 1 2 1 2													
Ryan Klesko, L (1, 7) OBP: 0.360, SLG: 0.573	0-0 3-H 1B 2B		0-0 E9 1-3		0-0 F9		4-0 BLK BB	4-0 IBB	3 0 1 0 2 0 3													
Jermaine Dye, R (1, 9) OBP: 0.308, SLG: 0.447	0-3 K		0-0 F7		0-0 F9		0-3 K 1-2	0-3 K	5 0 0 0 0 3 8													
Javy Lopez, R (1, 2) OBP: 0.324, SLG: 0.491	0-0 P4			0-0 G4-3		0-0 HR	0-0 G6-3	0-0 F8	5 1 1 1 0 0 6													
Mark Lemke, S (1, 4) OBP: 0.339, SLG: 0.330		0-0 G1-3		0-0 G4-3		0-0 1B 1B		0-0 G4-3	4 1 1 0 0 0 0													
Ed Giovanola, L (1, 6) OBP: 0.364, SLG: 0.308		0-0 G5-6-4 1B		0-3 K		0-0 1B 1-2 1B		0-0 F9	4 0 2 0 0 1 0													
Terrell Wade, L Mike Mordecai, R Mike Bielecki, R Dwight Smith, L Greg Michalchuk, R Mark Wohlers, S Brad Clontz, R Pedro Borbon, R Mark Wohlers, R		0-0 G5-6-4 1-2		0-0 G5-3		0-0 F5		0-3 K	1 0 0 0 0 0 0 1 1 0 0 0 0 0 0 0 0 1 0 0 0 0 0 0 0 0 1 0 0 0 0 0 0 0 2 0 0 0 0 0 0 0 0 0 1 0 0 0 0 0 0 1 0													
Inning Stats	R: 1 E: 0 K: 1 S: 8	H: 3 LOB: 2 BB: 0 P: 8	R: 0 E: 0 K: 0 S: 3	H: 1 LOB: 0 BB: 0 P: 3	R: 0 E: 1 K: 0 S: 4	H: 1 LOB: 2 BB: 1 P: 8	R: 0 E: 0 K: 1 S: 5	H: 0 LOB: 0 BB: 0 P: 5	R: 0 E: 0 K: 0 S: 4	H: 1 LOB: 2 BB: 1 P: 8	R: 2 E: 0 K: 0 S: 7	H: 4 LOB: 2 BB: 0 P: 7	R: 0 E: 0 K: 2 S: 7	H: 0 LOB: 1 BB: 1 P: 11	R: 0 E: 0 K: 1 S: 5	H: 0 LOB: 0 BB: 0 P: 5	R: 0 E: 0 K: 1 S: 6	H: 1 LOB: 3 BB: 2 P: 14	1B: 8 2B: 1 3B: 1 HR: 1	SF: 0 SAC: 0 DP: 1 HBP: 0	WP: 0 PB: 0 SB: 3 CS: 1	PA: 42
PITCHER	IP WLS BF H R ER SO BB IBB HBP BLK WP HR S P ERA WHIP																					
Tim Worrell, R (1, 1) ERA: 2.65	5.1 L 25 8 3 3 2 2 0 0 0 0 0 1 27 35 5.06 1.875																					
Dario Veras, R (6, 1) ERA:	0.2 4 2 0 0 0 0 0 0 0 0 0 0 4 4 0.00 3.000																					
Dustin Hermanson, R (7, 1) ERA:	2.0 7 0 0 0 3 1 0 0 1 0 0 12 16 0.00 0.500																					
Willie Blair, R (9, 1) ERA: 5.31	0.0 2 1 0 0 0 1 0 0 0 0 0 1 5 ∞ ∞																					
Doug Bochtler, R (9, 1) ERA: 3.17	1.0 4 0 0 0 1 0 1 0 0 0 0 5 9 0.00 0.000																					

Batter	1	2	3	4	5	6	7	8	9	AB	R	H	RBI	BB	SO	LOB
Rickey Henderson, R (1, 9) OBP: 0.411, SLG: 0.342	4-0 S G4-3 BB	0-0 F8			0-0 S 1B		4-0 S G3-6 BB			2	0	1	0	2	0	2
Steve Finley, L (1, 8) OBP: 0.355, SLG: 0.529	0-0 G4-3 1-2		0-0 F8		0-0 F7 1-2		0-0 G3-6 1-2f			4	0	0	0	0	0	3
Ken Caminiti, S (1, 5) OBP: 0.387, SLG: 0.542	0-3 K		0-0 HR		0-3 K			0-0 HR		4	2	2	2	0	2	2
Greg Vaughn, R (1, 7) OBP: 0.379, SLG: 0.568	4-0 S BB		0-3 K		4-0 IBB			0-0 L5		2	0	0	0	2	1	0
Brian Johnson, R (1, 2) OBP: 0.307, SLG: 0.467 Wally Joyner, L (8, PH) OBP: 0.415, SLG: 0.459 John Flaherty, R (8, PH) OBP: 0.329, SLG: 0.479	0-3 K 1-2 2-3		0-0 G6-3		0-3 K			0-0 L8		3	0	0	0	0	2	4
Archi Cianfrocco, R (1, 3) OBP: 0.311, SLG: 0.392		0-0 1B 2B		4-0 FC6-4 BB		0-3 K		0-0 G6-3		3	0	1	0	1	1	0
Chris Gomez, R (1, 6) OBP: 0.358, SLG: 0.349		0-0 SH2-4 1B 2-3		0-0 FC6-4 CS 1-2f		0-0 G6-3			0-0 F9	4	0	1	0	0	0	1
Jody Reed, R (1, 4) OBP: 0.329, SLG: 0.292 Dustin Hermanson, R (7, 1) Willie Blair, R (9, 1) Doug Bochtler, R (9, 1) Rob Deer, R (9, PH) OBP: 0.365, SLG: 0.490		0-3 K		0-0 1B		0-0 F9			0-3 K	3	0	1	0	0	1	2
Tim Worrell, R (1, 1) OBP: 0.154, SLG: 0.083 Dario Veras, R (6, 1) Craig Shipley, R (7, 4) OBP: 0.432, SLG: 0.618		0-0 SH2-4 1-2		0-3 K			0-3 K		0-0 G4-3	1	0	0	0	0	1	1

Inning Stats	R: 0	H: 0	E: 0	K: 2	S: 7	R: 0	H: 2	E: 0	K: 1	S: 7	R: 1	H: 1	E: 0	K: 1	S: 6	R: 0	H: 1	E: 0	K: 1	S: 5	R: 0	H: 0	E: 0	K: 1	S: 5	R: 0	H: 0	E: 0	K: 1	S: 4	R: 1	H: 1	E: 0	K: 0	S: 4	R: 0	H: 0	E: 0	K: 1	S: 5	1B: 3	2B: 1	3B: 0	HR: 2	SF: 0	SAC: 1	DP: 1	HBP: 0	WP: 0	PB: 0	SB: 3	CS: 1	PA: 36
--------------	------	------	------	------	------	------	------	------	------	------	------	------	------	------	------	------	------	------	------	------	------	------	------	------	------	------	------	------	------	------	------	------	------	------	------	------	------	------	------	------	-------	-------	-------	-------	-------	--------	-------	--------	-------	-------	-------	-------	--------

PITCHER	IP	WLS	BF	H	R	ER	SO	BB	IBB	HBP	BLK	WP	HR	S	P	ERA	WHIP
Terrell Wade, L (1, 1) ERA: 1.16	4.0		18	4	1	1	5	3	0	0	0	0	1	25	37	2.25	1.750
Mike Bielecki, R (5, 1) ERA: 2.87	1.0	W	5	1	0	0	2	0	1	0	0	0	0	8	12	0.00	1.000
Greg McMichael, R (6, 1) ERA: 3.41	2.0		6	0	0	0	2	1	0	0	0	0	0	9	13	0.00	0.500
Brad Clontz, R (8, 1) ERA: 4.55	0.1		2	1	1	1	0	0	0	0	0	0	1	2	2	27.00	3.000
Pedro Borbon, L (8, 1) ERA: 2.6	0.1		1	0	0	0	0	0	0	0	0	0	0	1	1	0.00	0.000

PITCHER	IP	WLS	BF	H	R	ER	SO	BB	IBB	HBP	BLK	WP	HR	S	P	ERA	WHIP
Mark Wohlers, R (8, 1) ERA: 2.39	1.1		4	0	0	0	1	0	0	0	0	0	0	6	6	0.00	0.000

BOTTOM

Atlanta Braves @ San Diego Padres
Jack Murphy Stadium, San Diego, CA

Thu Aug 01 1996, 6:33 AM EDT
Att: 24,089 - Sunny - 77 F

AB	30
R	2
H	6
RBI	2
BB	5
SO	10
LOB	15



livebaseballscorecards.com

Batter	1	2	3	4	5	6	7	8	9	AB R H RBI BB SO LOB	TOP	
Quilvio Veras, S (1, 4) OBP: 0.377, SLG: 0.318	4-2 FFB 		2-2 G1-3 		2-2 FC6 1-2f 			4-2 G6-4-3 WP BB 		2 1 0 0 2 0 1		
Edgar Renteria, R (1, 6) OBP: 0.346, SLG: 0.415	0-0 			0-2 G4-3 		4-1 G4-6-3 BB 		4-0 G6-4-3 BB 		2 0 1 0 2 0 0		
Gary Sheffield, R (1, 9) OBP: 0.453, SLG: 0.626	0-2 F4 			1-1 1B 1B 		3-1 G4-6-3 1-2f 		1-0 G6-4-3 1-2f 2-3 		4 0 1 0 0 0 5		
Jeff Conine, R (1, 3) OBP: 0.363, SLG: 0.484	2 SAFE G3-1 1-2 2-3 			1-3 K 		1-0 1B 		3-2 G4-3 3-H 		4 0 1 0 0 1 3		
Devon White, S (1, 8) OBP: 0.313, SLG: 0.419			1-2 F7 		0-0 1B 1-2 1B 		2-2 F8 		1-2 G3 		4 0 1 0 0 0 1	
Joe Orsulak, L (1, 7) OBP: 0.279, SLG: 0.279			3-1 G4-3 		1-1 1B 1-2 2-H 1B 		3-1 F7 		1-3 K 		4 0 1 0 0 1 0	
Alex Arias, R (1, 5) OBP: 0.338, SLG: 0.404 Andre Dawson, R (9, PH) OBP: 0.341, SLG: 0.436 Jesus Tavarez, S (9, PR) OBP: 0.241, SLG: 0.227			3-3 K 		2-0 G4-3 		1-1 G5-3 		1-1 1B 		3 0 0 0 0 0 1 0	
Joe Siddall, L (1, 2) OBP: 0.500, SLG: 0.400 Terry Pendleton, S (9, PH) OBP: 0.295, SLG: 0.344			1-0 F8 		0-1 FC6 1B 		4-2 BB 		0-0 L6 		2 0 1 0 1 0 0	
Al Leiter, L (1, 1) OBP: 0.115, SLG: 0.061 Billy McMillon, L (7, PH) OBP: 0.348, SLG: 0.250 Mark Hutton, R (7, 1) Yorkis Perez, L (8, 1)			0-3 K 		0-3 K 		1-3 K 				1 0 0 0 0 0 1	
Inning Stats	R: 0 H: 1 E: 0 LOB: 1 K: 0 BB: 1 S: 17 P: 23	R: 0 H: 0 E: 0 LOB: 0 K: 1 BB: 0 S: 8 P: 15	R: 0 H: 0 E: 0 LOB: 0 K: 1 BB: 0 S: 7 P: 10	R: 0 H: 3 E: 0 LOB: 2 K: 1 BB: 0 S: 12 P: 15	R: 0 H: 1 E: 0 LOB: 1 K: 1 BB: 0 S: 11 P: 15	R: 0 H: 1 E: 0 LOB: 1 K: 0 BB: 1 S: 7 P: 17	R: 0 H: 0 E: 0 LOB: 1 K: 1 BB: 1 S: 10 P: 19	R: 1 H: 0 E: 0 LOB: 0 K: 0 BB: 2 S: 6 P: 18	R: 0 H: 1 E: 0 LOB: 1 K: 1 BB: 0 S: 9 P: 12	1B: 7 SF: 0 2B: 0 SAC: 0 3B: 0 DP: 2 HR: 0 HBP: 0	WP: 1 PA: 35 PB: 0 SB: 0 CS: 2	
PITCHER Joey Hamilton, R (1, 1) ERA: 4.55 Doug Bochtler, R (8, 1) ERA: 3.35 Trevor Hoffman, R (8, 1) ERA: 2.34	IP WLS BF H R ER SO BB IBB HBP BLK WP HR S P ERA WHIP 7.0 0 27 6 0 0 5 3 0 0 0 0 0 72 114 0.00 1.286 0.0 0 2 0 1 1 0 2 0 0 0 0 0 2 10 ∞ ∞ 2.0 W 6 1 0 0 1 0 0 0 0 0 1 0 13 20 0.00 0.500	PITCHER IP WLS BF H R ER SO BB IBB HBP BLK WP HR S P ERA WHIP										

Florida Marlins @ San Diego Padres
 Jack Murphy Stadium, San Diego, CA

Fri Aug 02 1996, 10:05 PM EDT
 Att. 18,239 - Unknown - 75 F

livebaseballscorecards.com

AB 30
R 1
H 7
RBI 0
BB 5
SO 6
LOB 13



Batter	1	2	3	4	5	6	7	8	9	AB	R	H	RBI	BB	SO	LOB
Rickey Henderson, R OBP: 0.410, SLG: 0.341 Doug Bochtler, R Trevor Hoffman, R	3-2 P6		3-1 BB 1-3 1B		2-1 G5-3		2-2 L9			4	0	1	0	0	0	0
Chris Gomez, R OBP: 0.360, SLG: 0.347	3-2 G5-3		1 SAFE 4-1 BB 1-2 BB		4-0 BB BB		1-3 K			2	0	0	0	2	1	0
Steve Finley, L OBP: 0.356, SLG: 0.532	1-2 G4-3		0-0 P6		1 SAFE 4-1 BB 1-2 BB			1-2 E2 3B		3	1	1	0	1	0	3
Ken Caminiti, S OBP: 0.386, SLG: 0.547		0-0 G5-3		1-1 HR		2-0 F7		1-0 G6-3		4	1	1	1	0	0	2
Greg Vaughn, R OBP: 0.376, SLG: 0.562		2-0 F7		1-0 P6		2-0 F9		0-3 K		4	0	0	0	0	1	2
Wally Joyner, L OBP: 0.413, SLG: 0.456		2-1 G3-1		0-1 BB 1B		1-0 F8		2-2 F7		4	0	1	0	0	0	0
John Flaherty, R OBP: 0.332, SLG: 0.479			2-2 FC5-4 1B		4-0 FC5-4 1-2 BB		1-0 F8			2	0	1	0	1	0	0
Jody Reed, R OBP: 0.329, SLG: 0.292			3-2 FC5-4 1-2f FC6		3-1 F7		2-1 F7 1B			3	0	1	0	0	0	3
Joey Hamilton, R OBP: 0.140, SLG: 0.163 Doug Dascenzo, S (7, PH)			1-1 FC6 1-2f 1B		0-0 FC5-4 1-2f		0-1 F9			2	0	0	0	0	0	3
										1	0	0	0	0	0	0

Inning Stats	R: 0	H: 0	E: 0	K: 0	S: 15	R: 0	H: 0	E: 0	K: 0	S: 4	R: 0	H: 2	E: 0	K: 0	S: 12	R: 1	H: 2	E: 0	K: 0	S: 8	R: 0	H: 0	E: 0	K: 0	S: 5	R: 0	H: 1	E: 0	K: 0	S: 4	R: 0	H: 0	E: 0	K: 1	S: 10	R: 1	H: 1	E: 1	K: 1	S: 13
	LOB: 0	BB: 0	BB: 0	P: 22	LOB: 0	BB: 0	P: 8	LOB: 3	BB: 1	P: 25	LOB: 2	BB: 1	P: 17	LOB: 2	BB: 2	P: 19	LOB: 1	BB: 0	P: 8	LOB: 0	BB: 0	P: 13	LOB: 0	BB: 0	P: 17	LOB: 0	BB: 0	P: 17	LOB: 0	BB: 0	P: 17	LOB: 0	BB: 0	P: 17	LOB: 0	BB: 0	P: 17			


PITCHER	IP	WLS	BF	H	R	ER	SO	BB	IBB	HBP	BLK	WP	HR	S	P	ERA	WHIP
Al Leiter, L ERA: 2.64	(1, 1)	6.0	26	5	1	1	0	4	0	0	0	0	0	48	99	1.50	1.500
Mark Hutton, R ERA: 4.73	(7, 1)	1.0	3	0	0	0	1	0	0	0	0	0	0	10	13	0.00	0.000
Yorkis Perez, L ERA: 4.62	(8, 1)	1.0	L 4	1	1	1	1	0	0	0	0	0	0	13	17	9.00	1.000

BOTTOM

Florida Marlins @ San Diego Padres
Jack Murphy Stadium, San Diego, CA

Fri Aug 02 1996, 10:05 PM EDT
Att: 18,239 - Unknown - 75 F

AB	29
R	2
H	6
RBI	1
BB	4
SO	2
LOB	13



WP	HR	S	P	ERA	WHIP
0	0	0	0	0	0

Batter	1	2	3	4	5	6	7	8	9	AB R H RBI BB SO LOB	TOP		
Quilvio Veras, S (1, 4) <small>OBP: 0.377, SLG: 0.332</small>										5 1 2 1 0 1 3	Florida Marlins @ San Diego Padres Jack Murphy Stadium, San Diego, CA Sat Aug 03 1996, 10:05 PM EDT Att. 55,412 - Unknown - 73 F		
Edgar Renteria, R (1, 6) <small>OBP: 0.347, SLG: 0.412</small>									4 0 1 0 1 0 2				
Gary Sheffield, R (1, 9) <small>OBP: 0.450, SLG: 0.620</small>									5 1 1 0 0 0 3				
Jeff Conine, R (1, 3) <small>OBP: 0.364, SLG: 0.492</small>									4 1 2 1 0 1 0				
Devon White, S (1, 8) <small>OBP: 0.313, SLG: 0.420</small>									4 0 1 1 0 0 0				
Terry Pendleton, S (1, 5) <small>OBP: 0.294, SLG: 0.351</small>									4 1 1 1 0 0 2				
Billy McMillon, L (1, 7) <small>OBP: 0.407, SLG: 0.273</small> Jesus Tavarez, S (8, 7) <small>OBP: 0.241, SLG: 0.227</small>									2 1 1 0 2 1 0 0 0 0 0 0 0 0				
Joe Siddall, L (1, 2) <small>OBP: 0.300, SLG: 0.222</small>									4 0 0 0 0 1 5				
Kevin Brown, R (1, 1) <small>OBP: 0.196, SLG: 0.130</small> Joe Orsulak, L (9, PH) <small>OBP: 0.277, SLG: 0.277</small> Robb Nen, R (9, 1)									2 0 0 0 1 0 1 1 0 0 0 0 0 0 0 0 0 0 0 0 0				
Inning Stats	R: 0 H: 0 E: 0 LOB: 0 K: 1 BB: 0 S: 5 P: 9	R: 0 H: 0 E: 0 LOB: 0 K: 1 BB: 0 S: 8 P: 10	R: 1 H: 1 E: 0 LOB: 2 K: 0 BB: 2 S: 9 P: 21	R: 0 H: 0 E: 0 LOB: 0 K: 0 BB: 0 S: 6 P: 9	R: 0 H: 1 E: 0 LOB: 2 K: 1 BB: 1 S: 10 P: 17	R: 1 H: 3 E: 0 LOB: 2 K: 0 BB: 1 S: 11 P: 23	R: 0 H: 1 E: 1 LOB: 1 K: 0 BB: 0 S: 7 P: 11	R: 2 H: 2 E: 0 LOB: 0 K: 1 BB: 0 S: 15 P: 21	R: 1 H: 1 E: 0 LOB: 0 K: 0 BB: 0 S: 9 P: 14	1B: 5 SF: 0 2B: 2 SAC: 0 3B: 0 DP: 1 HR: 3 HBP: 0		WP: 1 PA: 39 PB: 0 SB: 0 CS: 0	
PITCHER	IP WLS BF H R ER SO BB IBB HBP BLK WP HR S P ERA WHIP											PITCHER	IP WLS BF H R ER SO BB IBB HBP BLK WP HR S P ERA WHIP
Scott Sanders, R (1, 1) <small>ERA: 4.04</small>	6.0 L 26 5 2 2 3 3 1 0 0 0 1 0 49 89 3.00 1.333												
Dario Veras, R (7, 1) <small>ERA: 4.91</small>	2.0 9 3 2 2 1 0 0 0 0 0 0 2 22 32 9.00 1.500												
Willie Blair, R (9, 1) <small>ERA: 5.37</small>	1.0 4 1 1 1 0 0 0 0 0 0 0 1 9 14 9.00 1.000												

livebaseballscorecards.com

AB	35
R	5
H	9
RBI	4
BB	4
SO	4
LOB	16



Batter	1	2	3	4	5	6	7	8	9	AB R H RBI BB SO LOB
Rickey Henderson, R OBP: 0.411, SLG: 0.343 (1, 9)	3-2 WP E SF7 1B		1-3 K			1-1 G4-6-3 1B			1-3 K	4 1 2 0 0 2 0
Wally Joyner, L OBP: 0.408, SLG: 0.449 (1, 3)	0-1 E4 WP 1-2		1-2 G4-3			0-0 G4-6-3 1-2f			3-2 G4-3	4 0 0 0 0 0 2
Steve Finley, L OBP: 0.353, SLG: 0.527 (1, 8)	1-3 K				1-2 F8				1-3 K	4 0 0 0 0 2 2
Ken Caminiti, S OBP: 0.383, SLG: 0.544 (1, 5)	1-1 SF7 1-2 2-H				2-3 K				2-3 K	2 0 0 1 0 2 0
Greg Vaughn, R OBP: 0.373, SLG: 0.557 (1, 7)	1-0 G3-1				0-1 G5-3				2-3 K	3 0 0 0 0 1 1
John Flaherty, R OBP: 0.332, SLG: 0.488 (1, 2)		X				X			0-0 G6-3	3 1 1 1 0 0 0
Chris Gomez, R OBP: 0.356, SLG: 0.343 (1, 6)		B				B			1-0 G5-3	3 0 0 0 0 0 0
Jody Reed, R OBP: 0.327, SLG: 0.290 (1, 4)		C				B			0-1 G5-3	3 0 0 0 0 0 0
Scott Sanders, R OBP: 0.200, SLG: 0.286 Doug Dascenzo, S (6, PH) Dario Veras, R (7, 1) Scott Livingstone, L OBP: 0.309, SLG: 0.359 Willie Blair, R (9, 1)			0-3 K			L			1-1 F8	1 0 0 0 0 1 0 1 0 0 0 0 0 0 0 0 0 0 0 0 0 1 0 0 0 0 0 0 0 0 0 0 0 0 0

Inning Stats	R: 1	H: 1	E: 1	K: 1	S: 13	LOB: 1	BB: 0	P: 19	R: 0	H: 0	E: 0	K: 0	S: 4	LOB: 0	BB: 0	P: 5	R: 0	H: 0	E: 0	K: 2	S: 14	LOB: 0	BB: 0	P: 16	R: 0	H: 0	E: 0	K: 1	S: 8	LOB: 0	BB: 0	P: 11	R: 0	H: 0	E: 0	K: 0	S: 6	LOB: 0	BB: 0	P: 10	R: 0	H: 1	E: 0	K: 0	S: 5	LOB: 0	BB: 0	P: 7	R: 0	H: 0	E: 0	K: 2	S: 11	LOB: 0	BB: 0	P: 18	R: 1	H: 1	E: 0	K: 0	S: 7	LOB: 0	BB: 0	P: 13	R: 0	H: 0	E: 0	K: 2	S: 9	LOB: 0	BB: 0	P: 14	1B: 2	SF: 1	2B: 0	SAC: 0	3B: 0	DP: 1	HR: 1	HBP: 0	WP: 1	PA: 30
--------------	------	------	------	------	-------	--------	-------	-------	------	------	------	------	------	--------	-------	------	------	------	------	------	-------	--------	-------	-------	------	------	------	------	------	--------	-------	-------	------	------	------	------	------	--------	-------	-------	------	------	------	------	------	--------	-------	------	------	------	------	------	-------	--------	-------	-------	------	------	------	------	------	--------	-------	-------	------	------	------	------	------	--------	-------	-------	-------	-------	-------	--------	-------	-------	-------	--------	-------	--------

PITCHER	IP	WLS	BF	H	R	ER	SO	BB	IBB	HBP	BLK	WP	HR	S	P	ERA	WHIP
Kevin Brown, R ERA: 1.94 (1, 1)	8.0	W	27	3	2	1	6	0	0	0	0	1	1	68	99	1.12	0.375
Robb Nen, R ERA: 2.21 (9, 1)	1.0	S	3	0	0	0	2	0	0	0	0	0	0	9	14	0.00	0.000


BOTTOM

Florida Marlins @ San Diego Padres
Jack Murphy Stadium, San Diego, CA

Sat Aug 03 1996, 10:05 PM EDT
Att: 55,412 - Unknown - 73 F

livebaseballscorecards.com

AB	29
R	2
H	3
RBI	2
BB	0
SO	8
LOB	5



Florida Marlins @ San Diego Padres
 Jack Murphy Stadium, San Diego, CA

Sun Aug 04 1996, 6:33 AM EDT
 Att. 35,302 - Sunny - 75 F

livebaseballscorecards.com



WP: 0 PA: 39
 PB: 0
 SB: 0
 CS: 0

AB 37
 R 4
 H 11
 RBI 4
 BB 2
 SO 9
 LOB 21

AB R H RBI BB SO LOB

5	1	2	0	0	1	0
5	0	1	0	0	1	3
5	0	0	0	0	2	4
3	0	2	2	1	0	0
4	1	2	0	0	1	3
4	1	2	2	0	1	2
2	0	0	0	0	0	2
2	0	0	0	0	0	1
1	0	0	0	1	0	2
2	0	1	0	0	1	1
1	0	0	0	0	0	1
1	1	1	0	0	0	0
1	0	0	0	0	1	1
0	0	0	0	0	0	0
1	0	0	0	0	1	1
0	0	0	0	0	0	0

Batter	1	2	3	4	5	6	7	8	9
Kurt Abbott, R (1, 4) OBP: 0.304, SLG: 0.460	0-1 F8		0-3 K		2-2 E 2B		0-0 FC4-6 1B		0-1 L7
Edgar Renteria, R (1, 6) OBP: 0.344, SLG: 0.407	2-3 K		0-0 G6-4-3 1B		0-0 G5-3		1-1 FC4-6 1B		0-2 G5-3
Gary Sheffield, R (1, 9) OBP: 0.445, SLG: 0.612	1-1 F8		0-0 G6-4-3		0-0 G1-3		1-3 K		1-3 K
Jeff Conine, R (1, 3) OBP: 0.368, SLG: 0.493		1-1 G4-3		4-2 FC5-4 1B BB	3-2 E8 1B		0-1 1-2 1B		
Devon White, S (1, 8) OBP: 0.315, SLG: 0.421		1-2 E9 HR 1B		1-1 FC5-4 1B	2-2 G1-3		2-3 K		
Terry Pendleton, S (1, 5) OBP: 0.296, SLG: 0.360		0-1 HR		3-2 F8		1-1 G5-3 1B		2-2 K	
Jesus Tavarez, S (1, 7) OBP: 0.235, SLG: 0.221		2-2 L5		0-0 FC5-4 FC6-4		1-0 G5-3		2-2 F9	
Joe Orsulak, L (6, PH)				1-2f 2-3		1-2			
Rob Natal, R (1, 2) OBP: 0.239, SLG: 0.186		4-2 FC6-4 BB		2-2 FC6-4		1-3 K		0-0 1B	
Joe Siddall, L (6, PH)				1-2f					
Marc Valdes, R (1, 1)		0-0 FC6-4			0-0 E 2B 1B		0-3 K		1-3 K
Chris Hammond, L (4, 1) OBP: 0.071, SLG: 0.071									
Alex Arias, R (6, PH) OBP: 0.036, SLG: 0.401									
Terry Mathews, L (6, 1)									
Andre Dawson, R (8, PH) OBP: 0.353, SLG: 0.425									
Yorkis Perez, L (8, 1)									

Inning Stats	R: 0	H: 0	E: 0	K: 1	S: 7	P: 10	R: 2	H: 2	E: 1	K: 0	S: 20	P: 28	R: 0	H: 1	E: 0	K: 1	S: 5	P: 5	R: 0	H: 1	E: 0	K: 0	S: 11	P: 21	R: 2	H: 3	E: 1	K: 0	S: 14	P: 21	R: 0	H: 1	E: 0	K: 2	S: 9	P: 12	R: 0	H: 2	E: 0	K: 2	S: 12	P: 16	R: 0	H: 1	E: 0	K: 2	S: 12	P: 17	R: 0	H: 0	E: 0	K: 1	S: 8	P: 9	1B: 9	SF: 0	2B: 1	SAC: 0	3B: 0	DP: 1	HR: 1	HBP: 0	WP: 0	PA: 39
--------------	------	------	------	------	------	-------	------	------	------	------	-------	-------	------	------	------	------	------	------	------	------	------	------	-------	-------	------	------	------	------	-------	-------	------	------	------	------	------	-------	------	------	------	------	-------	-------	------	------	------	------	-------	-------	------	------	------	------	------	------	-------	-------	-------	--------	-------	-------	-------	--------	-------	--------

PITCHER	IP	WLS	BF	H	R	ER	SO	BB	IBB	HBP	BLK	WP	HR	S	P	ERA	WHIP
Fernando Valenzuela, L (1, 1) ERA: 4.04	5.0	W	23	7	4	4	2	2	0	0	0	0	1	57	85	7.20	1.800
Sean Bergman, R (6, 1) ERA: 4.72	2.0		9	3	0	0	4	0	0	0	0	0	0	21	28	0.00	1.500
Doug Bochtler, R (8, 1) ERA: 3.28	1.0		4	1	0	0	2	0	0	0	0	0	0	12	17	0.00	1.000
Trevor Hoffman, R (9, 1) ERA: 2.3	1.0	S	3	0	0	0	1	0	0	0	0	0	0	8	9	0.00	0.000

BOTTOM

Florida Marlins @ San Diego Padres
Jack Murphy Stadium, San Diego, CA

Sun Aug 04 1996, 6:33 AM EDT
Att: 35,302 - Sunny - 75 F

livebaseballscorecards.com

AB	29
R	6
H	8
RBI	5
BB	9
SO	2
LOB	17



WP	0	PA	41
PB	0		
SB	2		
CS	3		

AB	4	R	2	H	3	RBI	0	BB	1	SO	0	LOB	0
	0		0		0		0		0		0		0
	0		0		0		0		0		0		0

AB	4	R	1	H	1	RBI	1	BB	0	SO	0	LOB	1
----	---	---	---	---	---	-----	---	----	---	----	---	-----	---

AB	3	R	1	H	1	RBI	0	BB	2	SO	0	LOB	2
----	---	---	---	---	---	-----	---	----	---	----	---	-----	---

AB	2	R	1	H	1	RBI	2	BB	2	SO	0	LOB	0
----	---	---	---	---	---	-----	---	----	---	----	---	-----	---

AB	3	R	0	H	0	RBI	1	BB	1	SO	0	LOB	4
----	---	---	---	---	---	-----	---	----	---	----	---	-----	---

AB	3	R	0	H	0	RBI	0	BB	1	SO	0	LOB	4
----	---	---	---	---	---	-----	---	----	---	----	---	-----	---

AB	4	R	0	H	2	RBI	1	BB	0	SO	0	LOB	1
----	---	---	---	---	---	-----	---	----	---	----	---	-----	---

AB	2	R	1	H	0	RBI	0	BB	2	SO	0	LOB	2
----	---	---	---	---	---	-----	---	----	---	----	---	-----	---

AB	2	R	0	H	0	RBI	0	BB	0	SO	1	LOB	1
	1		0		0		0		0		0		2
	0		0		0		0		0		0		0
	1		0		0		0		0		1		0

1B	7	SF	2
2B	1	SAC	0
3B	0	DP	0
HR	0	HBP	0

WP	0	PA	41
PB	0		
SB	2		
CS	3		

Batter	1	2	3	4	5	6	7	8	9
Rickey Henderson, R OBP: 0.415, SLG: 0.348 Doug Bochtler, R Trevor Hoffman, R	2-2 SF9 1B	2-2 BB 1B		1-1 L6	4-2 BB		3-2 CS 1B		
Craig Shipley, R OBP: 0.405, SLG: 0.579	0-0 SF9 G1 1B	3-1 L8		1-0 F9	0-0 SF9		0-0 CS	0-1 G4-3	
Steve Finley, L OBP: 0.355, SLG: 0.526	4-2 G1 1B BB	4-2 1B BB		0-1 BB 1B	1-0 P3			0-0 B1-3	
Ken Caminiti, S OBP: 0.385, SLG: 0.544	1-2 SF9	3-2 FC5-4 1B		4-1 BB BB		4-1 E CS BB		1-0 F8	
Greg Vaughn, R OBP: 0.372, SLG: 0.553	1-0 G1	2-2 FC5-4		4-2 BB		0-0 P4			
Wally Joyner, L OBP: 0.406, SLG: 0.444	4-2 FC5 1B BB		0-0 F8	0-1 L8		1-1 E3 CS			
John Flaherty, R OBP: 0.334, SLG: 0.491	1-0 1B		1-2 G6-3		0-0 FC1-5 2B	2-1 G6-3			
Chris Gomez, R OBP: 0.358, SLG: 0.341	2-1 FC5		4-1 BB		4-0 BB FC1-5 SF9 BB		0-2 P3		
Fernando Valenzuela, L OBP: 0.116, SLG: 0.116 Doug Dascenzo, S Sean Bergman, R OBP: 0.100, SLG: 0.200 Rob Deer, R OBP: 0.359, SLG: 0.480		0-3 K	1-0 G4-3		0-0 FC1-5 BB		0-3 K		

Inning Stats	R: 3	H: 3	E: 0	K: 0	S: 15	R: 1	H: 2	E: 0	K: 1	S: 18	R: 0	H: 0	E: 0	K: 0	S: 6	R: 0	H: 1	E: 0	K: 0	S: 10	R: 1	H: 1	E: 0	K: 0	S: 8	R: 1	H: 0	E: 1	K: 0	S: 6	R: 0	H: 1	E: 0	K: 1	S: 12	R: 0	H: 0	E: 0	K: 0	S: 4
--------------	------	------	------	------	-------	------	------	------	------	-------	------	------	------	------	------	------	------	------	------	-------	------	------	------	------	------	------	------	------	------	------	------	------	------	------	-------	------	------	------	------	------

PITCHER	IP	WLS	BF	H	R	ER	SO	BB	IBB	HBP	BLK	WP	HR	S	P	ERA	WHIP
Marc Valdes, R ERA: 5.4	(1, 1)	3.2	22	6	4	4	1	5	0	0	0	0	0	45	85	9.82	3.000
Chris Hammond, L ERA: 7.59	(4, 1)	1.1	8	1	1	1	0	3	0	0	0	0	0	12	25	6.75	3.000
Terry Mathews, R ERA: 4.41	(6, 1)	2.0	7	1	1	0	1	1	0	0	0	0	0	18	28	0.00	1.000
Yorkis Perez, L ERA: 4.5	(8, 1)	1.0	3	0	0	0	0	0	0	0	0	0	0	4	5	0.00	0.000

Batter	1	2	3	4	5	6	7	8	9	AB R H RBI BB SO LOB	TOP											
Rickey Henderson, R OBP: 0.413, SLG: 0.344 (1, 9) C B S X	2-2 G4-3 ①	1-1 G3-1 ③			3-2 P6 ③		4-2 BB 1-2 2-3		3-2 G5-3 ③	4 0 0 0 1 0 0												
Steve Finley, L OBP: 0.355, SLG: 0.522 (1, 8) C X	0-2 L3 ②		0-1 G4-3 ①			4-2 BB	0-1 F8 ③			3 0 0 0 1 0 3												
Ken Caminiti, S OBP: 0.384, SLG: 0.541 (1, 5) X	0-0 HR 1B		2-1 G6-3 ②			1 SAFE F7 ①		0-1 G4-3 ①		4 1 1 0 0 0 1												
Greg Vaughn, R OBP: 0.371, SLG: 0.558 Rob Deer, R OBP: 0.359, SLG: 0.480 (1, 7) (8, 7) B SAFE 1 B F X	3-1 HR 1-H		1-1 L7 ③			0-2 P3 ②		3-3 K 1B		4 1 1 2 0 1 1 0 0 0 0 0 0 0												
Wally Joyner, L OBP: 0.407, SLG: 0.443 (1, 3) B B B	4-0 BB BB			0-0 L4 ①		1 SAFE P5 ③		1-2 1B		3 0 1 0 1 0 1												
John Flaherty, R OBP: 0.333, SLG: 0.486 (1, 2) B B F F B	4-2 BB 1-2		1-0 G6-3 ②			0-2 F9 ①		1-3 K ②		3 0 0 0 1 1 2												
Chris Gomez, R OBP: 0.357, SLG: 0.339 (1, 6) C B X	1-1 G6-3 ③		2-2 F8 ③			2-1 BB 1B 1B		3-2 F8 ③		4 0 1 0 0 0 4												
Jody Reed, R OBP: 0.324, SLG: 0.287 (1, 4) B C C C		1-3 K ①			3-1 P3 ①		3-2 L7 ②		1-0 G5-3 ①	4 0 0 0 0 1 1												
Bob Tewksbury, R OBP: 0.078, SLG: 0.061 Archi Cianfranco, R OBP: 0.309, SLG: 0.390 Willie Blair, R OBP: 0.313, SLG: 0.364 Scott Livingstone, L OBP: 0.313, SLG: 0.364 Dustin Hermanson, R OBP: 0.305, SLG: 0.464 (1, 1) (5, PH) (5, 1) (7, PH) (7, 1) (9, PH)		0-0 L7 ②			2-3 K ②		2-0 BB 1B 1-2		1-2 G4-3 ②	1 0 0 0 0 0 0 1 0 0 0 0 1 0 0 0 0 0 0 0 0 1 0 1 0 0 0 0 0 0 0 0 0 0 0 1 0 0 0 0 0 0												
Inning Stats	R: 2 E: 0 K: 0 S: 13	H: 2 LOB: 2 BB: 2 P: 27	R: 0 E: 0 K: 1 S: 6	H: 0 LOB: 0 BB: 0 P: 8	R: 0 E: 0 K: 0 S: 6	H: 0 LOB: 0 BB: 0 P: 9	R: 0 E: 0 K: 0 S: 5	H: 0 LOB: 0 BB: 0 P: 8	R: 0 E: 0 K: 1 S: 9	H: 0 LOB: 0 BB: 0 P: 17	R: 0 E: 0 K: 0 S: 10	H: 0 LOB: 1 BB: 1 P: 15	R: 0 E: 0 K: 0 S: 13	H: 2 LOB: 3 BB: 1 P: 24	R: 0 E: 0 K: 2 S: 15	H: 1 LOB: 2 BB: 0 P: 23	R: 0 E: 0 K: 0 S: 7	H: 0 LOB: 0 BB: 0 P: 12	1B: 4 2B: 0 3B: 0 HR: 1	SF: 0 SAC: 0 DP: 0 HBP: 0	WP: 1 PB: 0 SB: 0 CS: 0	PA: 37
PITCHER	IP WLS BF H R ER SO BB IBB HBP BLK WP HR S P ERA WHIP																					
Andy Benes, R ERA: 4.01 (1, 1)	6.2 W 28 4 2 2 2 4 0 0 0 0 0 1 60 106 2.70 1.200																					
Rick Honeycutt, L ERA: 3.51 (7, 1)	0.1 1 0 0 0 0 0 0 0 0 0 0 0 2 2 0.00 0.000																					
Mark Petkovsek, R ERA: 4.11 (8, 1)	1.0 5 1 0 0 2 0 0 0 0 1 0 15 23 0.00 1.000																					
Danny Jackson, L ERA: (9, 1)	1.0 3 0 0 0 0 0 0 0 0 0 0 7 12 0.00 0.000																					

San Diego Padres @ St. Louis Cardinals
 Busch Stadium, St. Louis, MO
 Mon Aug 05 1996, 7:05 PM CDT
 Att. 28,653 - Unknown - 90 F

livebaseballscorecards.com

AB	33
R	2
H	5
RBI	2
BB	4
SO	4
LOB	13



Batter	1	2	3	4	5	6	7	8	9
Royce Clayton, R (1, 6) OBP: 0.326, SLG: 0.367	0-1 G6-3		2-2 1B 2B	1-1 1B		0-1 G5-3		0-0 G6-3	
Ray Lankford, L (1, 8) OBP: 0.356, SLG: 0.499	0-3 K		1-2 1B 2B 1B 2-H	1-3 K		2-3 K		2-2 F7	
Ron Gant, R (1, 7) OBP: 0.375, SLG: 0.540	2-2 F8		1-2 P4	0-1 F7		3-3 K			
Brian Jordan, R (1, 9) OBP: 0.340, SLG: 0.499		1-0 F9	2-0 2B 1B SF8	1-3 1B		1-1 1B 2B			
Mark Petkovsek, R (8, 1) OBP: 0.250, SLG: 0.182									
Danny Jackson, R (9, 1)									
John Mabry, L (1, 3) OBP: 0.357, SLG: 0.461		1-1 HR 1B	1-1 SF8 1B 2B	0-1 F8		3-0 1B 1B 2-H			
Gary Gaetti, R (1, 5) OBP: 0.322, SLG: 0.447		0-0 HR	1B IBB		1-3 K	0-2 1B L1-3 2-H			
Tom Pagnozzi, R (1, 2) OBP: 0.324, SLG: 0.441		0-1 G1-3	1-1 SF8		4-1 BB	0-3 K			
Mike Gallego, R (1, 4) OBP: 0.243, SLG: 0.225		1-1 2B	1-0 1B 1B 3-H		3-3 K	0-0 L1-3 1-1			
Andy Benes, R (1, 1) OBP: 0.130, SLG: 0.189		2-3 K	3-3 K		1-3 K		0-2 G4-3		
Rick Honeycutt, L (7, 1)									
Willie McGee, S (8, 9) OBP: 0.338, SLG: 0.387									

AB	R	H	RBI	BB	SO	LOB	BOTTOM				
5	1	2	0	0	0	0					
5	1	1	1	0	3	1					
4	0	0	0	0	1	2					
4	2	3	0	0	0	0					
0	0	0	0	0	0	0					
0	0	0	0	0	0	0					
4	3	3	2	0	0	2					
3	1	2	3	1	1	0					
2	0	0	1	1	1	1					
4	0	2	1	0	1	2					
3	0	0	0	0	3	4					
0	0	0	0	0	0	0					
1	0	0	0	0	0	0					

AB	35
R	8
H	13
RBI	8
BB	2
SO	10
LOB	12



WP	PA					
WP: 0	PA: 38					
PB: 0	SB: 1					
CS: 0						

PITCHER	IP	WLS	BF	H	R	ER	SO	BB	IBB	HBP	BLK	WP	HR	S	P	ERA	WHIP
Bob Tewksbury, R (1, 1) ERA: 4.25	4.0	L	23	10	6	6	4	0	1	0	0	0	1	50	75	13.50	2.500
Willie Blair, R (5, 1) ERA: 5.2	2.0		7	0	0	0	5	1	0	0	0	0	0	18	32	0.00	0.500
Dustin Hermanson, R (7, 1) ERA: 4.5	2.0		8	3	2	2	1	0	0	0	0	0	0	19	25	9.00	1.500

San Diego Padres @ St. Louis Cardinals
Busch Stadium, St. Louis, MO
 Mon Aug 05 1996, 7:05 PM CDT
 Att: 28,653 - Unknown - 90 F

livebaseballscorecards.com

Batter	1	2	3	4	5	6	7	8	9	AB R H RBI BB SO LOB	TOP	
Rickey Henderson, R (1, 9) OBP: 0.415, SLG: 0.345 Trevor Hoffman, R (9, 1)	1-2 1B		4-1 BB			4-2 CS BB			3-3 1	2 0 1 0 2 1 0 0 0 0 0 0 0 0		
Craig Shipley, R (1, 6) OBP: 0.370, SLG: 0.524	0-0 P3		3-2 SAFE P3			0-3 SAFE 1			0-3 2	4 0 0 0 0 2 3		
Steve Finley, L (1, 8) OBP: 0.356, SLG: 0.522	2-1 SAFE 1B				1-2 P3				0-0 1B	4 0 2 0 0 1 1		
Ken Caminiti, S (1, 5)	1-0 L5				1-0 HR				1-1 SAFE F7	4 1 1 1 0 0 2		
Greg Vaughn, R (1, 7) OBP: 0.371, SLG: 0.555		2-1 G5-3			4-1 CS BB				0-0 P5	2 0 0 0 1 0 0		
Wally Joyner, L (1, 3) OBP: 0.403, SLG: 0.438		3-2 F9			3-3 1-2				0-0 P6	3 0 0 0 0 1 1		
John Flaherty, R (1, 2) OBP: 0.333, SLG: 0.483		0-1 P4			2-0 G4-3				4-2 CS BB	2 0 0 0 1 0 0		
Jody Reed, R (1, 4) OBP: 0.322, SLG: 0.285		2-2 F8			1-0 F8				3-2 1-2 1	3 0 0 0 0 1 1		
Tim Worrell, R (1, 1) OBP: 0.133, SLG: 0.071 Tony Gwynn, L (8, PH) OBP: 0.385, SLG: 0.437 Doug Bochtler, R (8, 1) Doug Dascenzo, S (9, 9)		0-0 L4			1-3 K				1-0 G4-3 3	2 0 0 0 0 1 0 1 0		
Inning Stats	R: 0 H: 2 E: 0 LOB: 1 K: 0 BB: 0 S: 7 P: 11	R: 0 H: 0 E: 0 LOB: 0 K: 0 BB: 0 S: 7 P: 12	R: 0 H: 0 E: 0 LOB: 1 K: 0 BB: 1 S: 8 P: 17	R: 1 H: 1 E: 0 LOB: 1 K: 1 BB: 1 S: 10 P: 19	R: 0 H: 0 E: 0 LOB: 0 K: 1 BB: 0 S: 5 P: 9	R: 0 H: 0 E: 0 LOB: 1 K: 2 BB: 1 S: 10 P: 17	R: 0 H: 0 E: 0 LOB: 0 K: 0 BB: 0 S: 4 P: 6	R: 0 H: 0 E: 0 LOB: 0 K: 1 BB: 1 S: 9 P: 14	R: 0 H: 1 E: 0 LOB: 1 K: 2 BB: 0 S: 9 P: 13	1B: 3 SF: 0 2B: 2 SAC: 0 3B: 0 DP: 2 HR: 1 HBP: 0	WP: 0 PA: 31 PB: 0 SB: 0 CS: 3	
PITCHER Donovan Osborne, L (1, 1) ERA: 3.22 T.J. Mathews, R (8, 1) ERA: 2.9	IP WLS BF H R ER SO BB IBB HBP BLK WP HR S P ERA WHIP	7.0 L 24 3 1 1 4 3 0 0 0 0 1 51 91 1.29 0.857	2.0 7 1 0 0 3 1 0 0 0 0 0 16 27 0.00 1.000	PITCHER IP WLS BF H R ER SO BB IBB HBP BLK WP HR S P ERA WHIP								

San Diego Padres @ St. Louis Cardinals
 Busch Stadium, St. Louis, MO
 Tue Aug 06 1996, 7:05 PM CDT
 Att. 25,782 - Unknown - 93 F

AB	27
R	1
H	4
RBI	1
BB	4
SO	7
LOB	8



WP: 0	PA: 31
PB: 0	
SB: 0	
CS: 3	

BOTTOM

San Diego Padres @ St. Louis Cardinals

Busch Stadium, St. Louis, MO

Tue Aug 06 1996, 7:05 PM CDT

Att: 25,782 - Unknown - 93 F

livebaseballscorecards.com

AB	32
R	0
H	5
RBI	0
BB	2
SO	8
LOB	11



WP:	0	PA:	35
PB:	0	SB:	2
CS:	0		

AB	R	H	RBI	BB	SO	LOB
3	0	0	0	1	1	2
4	0	0	0	0	2	1
4	0	2	0	0	2	0
4	0	1	0	0	0	1
4	0	1	0	0	2	3
4	0	0	0	0	0	1
4	0	1	0	0	0	1
2	0	0	0	0	1	1
1	0	0	0	0	0	0
2	0	0	0	1	0	1
0	0	0	0	0	0	0

Batter	1	2	3	4	5	6	7	8	9
Royce Clayton, R (1, 6) OBP: 0.325, SLG: 0.364	3-2 P2	1-3 K			2-0 F7		4-2 BB		
Ray Lankford, L (1, 8) OBP: 0.353, SLG: 0.494	2-3 K		0-1 G4-3		3-2 P2		0-3 K		
Ron Gant, R (1, 7) OBP: 0.377, SLG: 0.540	0-2 1B		2-1 E S 1B		3-3 K		3-3 K		
Brian Jordan, R (1, 9) OBP: 0.339, SLG: 0.496	0-0 1B		1-1 F8		2-2 G6-3		1-1 F9		
John Mabry, L (1, 3) OBP: 0.356, SLG: 0.461	1-0 G3		3-3 K		1-1 FC6-5 2B		3-3 K		
Gary Gaetti, R (1, 5) OBP: 0.318, SLG: 0.442		1-2 F7		1-0 F8	3-2 FC6-5		1-2 G1		
Tom Pagnozzi, R (1, 2) OBP: 0.322, SLG: 0.442		3-2 F9 2B		1-2 F7	0-1 FC5-4		0-1 L9		
Mike Gallego, R (1, 4) OBP: 0.247, SLG: 0.219		0-0 F9		2-2 HBP			0-1 G3		
Willie McGee, S (9, PH) OBP: 0.336, SLG: 0.385		2-3							
Donovan Osborne, S (1, 1) OBP: 0.196, SLG: 0.205		4-2 BB		2-1 P4			1-0 L7		
T.J. Mathews, R (8, 1)									

Inning Stats	R: 0	H: 2	E: 0	K: 1	S: 12	H: 2	LOB: 2	BB: 0	P: 18	R: 0	H: 1	E: 0	K: 1	S: 16	H: 1	LOB: 1	BB: 0	P: 25	R: 0	H: 0	E: 0	K: 1	S: 8	H: 0	LOB: 1	BB: 0	P: 16	R: 0	H: 1	E: 0	K: 2	S: 10	H: 0	LOB: 1	BB: 1	P: 15	R: 0	H: 0	E: 0	K: 2	S: 8	H: 0	LOB: 0	BB: 0	P: 15	R: 0	H: 0	E: 0	K: 0	S: 7	H: 0	LOB: 0	BB: 0	P: 8	1B: 3	SF: 0	2B: 2	SAC: 0	3B: 0	DP: 0	HR: 0	HBP: 1	WP: 0	PA: 35
--------------	------	------	------	------	-------	------	--------	-------	-------	------	------	------	------	-------	------	--------	-------	-------	------	------	------	------	------	------	--------	-------	-------	------	------	------	------	-------	------	--------	-------	-------	------	------	------	------	------	------	--------	-------	-------	------	------	------	------	------	------	--------	-------	------	-------	-------	-------	--------	-------	-------	-------	--------	-------	--------

PITCHER	IP	WLS	BF	H	R	ER	SO	BB	IBB	HBP	BLK	WP	HR	S	P	ERA	WHIP
Tim Worrell, R (1, 1) ERA: 2.45	7.0	W	29	5	0	0	6	2	0	0	0	0	0	75	121	0.00	1.000
Doug Bochtler, R (8, 1) ERA: 3.22	1.0		3	0	0	0	2	0	0	0	0	0	0	8	15	0.00	0.000
Trevor Hoffman, R (9, 1) ERA: 2.26	1.0	S	3	0	0	0	0	0	0	0	0	0	0	7	8	0.00	0.000

Batter	1	2	3	4	5	6	7	8	9	AB R H RBI BB SO LOB	TOP																				
Rickey Henderson, R OBP: 0.412, SLG: 0.341 Doug Dascenzo, S (7, 9)	2-3 K		1-2 F9		1-3 K		2-3 K			4 0 0 0 0 3 2 0 0 0 0 0 0 0																					
Chris Gomez, R OBP: 0.355, SLG: 0.336 (1, 6)	4-2 CS BB		3-2 F9		0-0 L8			0-2 G1-3		3 0 0 0 1 0 2																					
Steve Finley, L OBP: 0.355, SLG: 0.520 (1, 8)	1-0 P6 1-2			2-1 L8		1-2 FC5-4 1B		1-2 G6-3		4 0 1 0 0 0 1																					
Ken Caminiti, S OBP: 0.379, SLG: 0.540 (1, 5)		1-3 K		1-1 G4-3		0-1 FC5-4 1B 1-2f		3-3 K		4 0 0 0 0 2 1																					
Greg Vaughn, R OBP: 0.372, SLG: 0.552 (1, 7)		1-2 G6-3		4-2 BB BB		2-0 F9		1-0 HBP		2 0 0 0 1 0 1																					
Wally Joyner, L OBP: 0.407, SLG: 0.438 (1, 3)		4-2 BB		4-1 SAFE 1-2 BB		1-0 1-3 1B		2-0 SAFE F9		2 0 1 0 2 0 1																					
John Flaherty, R OBP: 0.329, SLG: 0.477 (1, 2)		2-1 F6		1-1 F8		1-1 F7		0-2 SAFE F8		4 0 0 0 0 0 6																					
Jody Reed, R OBP: 0.321, SLG: 0.284 (1, 4)			1-2 SH3 1B		0-0 G6-3		1-0 L9		1-0 G5-3	4 0 1 0 0 0 1																					
Joey Hamilton, R OBP: 0.154, SLG: 0.176 Doug Bochtler, R (9, 1)			1-0 SH3		1-1 1B		1-3 K			2 0 1 0 0 1 0 0 0 0 0 0 0 0																					
Inning Stats	R: 0 E: 0 K: 1 S: 7	H: 0 LOB: 0 BB: 1 P: 14	R: 0 E: 0 K: 1 S: 11	H: 0 LOB: 1 BB: 1 P: 19	R: 0 E: 0 K: 0 S: 10	H: 1 LOB: 1 BB: 0 P: 16	R: 0 E: 0 K: 0 S: 9	H: 0 LOB: 2 BB: 2 P: 21	R: 0 E: 0 K: 1 S: 7	H: 1 LOB: 1 BB: 0 P: 9	R: 0 E: 0 K: 0 S: 9	H: 2 LOB: 2 BB: 0 P: 14	R: 0 E: 0 K: 2 S: 7	H: 0 LOB: 0 BB: 0 P: 11	R: 0 E: 0 K: 1 S: 14	H: 0 LOB: 0 BB: 0 P: 18	R: 0 E: 0 K: 0 S: 5	H: 0 LOB: 1 BB: 0 P: 9	1B: 4 2B: 0 3B: 0 HR: 0	SF: 0 SAC: 1 DP: 0 HBP: 1	WP: 0 PB: 0 SB: 0 CS: 1	PA: 35									
PITCHER	IP WLS BF H R ER SO BB IBB HBP BLK WP HR S P ERA WHIP																														
Todd Stottliemyre, R ERA: 3.58 Mark Petkovsek, R ERA: 4.03	(1, 1) (9, 1)	8.0 W	31 4	4 0	0 0	6 0	6 0	4 0	0 0	0 1	0 0	0 5	74 9	122 9	0.00 0.00	1.000 0.000															

San Diego Padres @ St. Louis Cardinals
 Busch Stadium, St. Louis, MO
 Wed Aug 07 1996, 7:05 PM CDT
 Att. 24,823 - Unknown - 91 F

AB	29
R	0
H	4
RBI	0
BB	4
SO	6
LOB	15



BOTTOM

San Diego Padres @ St. Louis Cardinals
Busch Stadium, St. Louis, MO
Wed Aug 07 1996, 7:05 PM CDT
Att: 24,823 - Unknown - 91 F

livebaseballscorecards.com

AB	26
R	1
H	5
RBI	1
BB	4
SO	4
LOB	14



WP:	1	PA:	33
PB:	0		
SB:	0		
CS:	2		

AB R H RBI BB SO LOB

3	0	0	0	0	0	2
3	0	1	0	1	1	1
4	0	0	0	0	0	4
4	0	0	0	0	0	3
3	0	1	0	1	1	0
3	1	1	1	1	1	1
3	0	0	0	0	1	3
2	0	1	0	1	0	0
1	0	1	0	0	0	0
0	0	0	0	0	0	0
0	0	0	0	0	0	0

Batter	1	2	3	4	5	6	7	8	9
Ozzie Smith, S OBP: 0.340, SLG: 0.324 (1, 6)	3-1 G4-3		0-0 G5-3			0-1 G4-6-3		0-0 SH1-4	
Ray Lankford, L OBP: 0.354, SLG: 0.492 (1, 8)	2-3 K		0-0 G3			3-1 1B		4-0 FC4-2 IBB	
Willie McGee, S OBP: 0.331, SLG: 0.378 (1, 7)	0-1 L7				0-0 G6-3	1-2 G1-3		1-2 FC4-2	
Brian Jordan, R OBP: 0.336, SLG: 0.490 (1, 9)		0-1 G6-3			1-0 G4-3		0-0 G5-3	0-0 G3	
John Mabry, L OBP: 0.357, SLG: 0.463 (1, 3)		0-0 WP CS 2B			3-2 F8		4-2 G4-3 BB		2-3 K
Gary Gaetti, R OBP: 0.320, SLG: 0.450 (1, 5)		4-1 CS BB			1-3 K		2-2 G4-3		1-2 HR
Tom Pagnozzi, R OBP: 0.319, SLG: 0.437 (1, 2)		1-3 K			1-2 G3-1		0-0 G6-3		
Mike Gallego, R OBP: 0.263, SLG: 0.227 (1, 4)			2-2 SH3-4 1B		1-0 G6-3			4-0 SH1-4 SH FC4-2 BB	
Todd Stottlemyre, L OBP: 0.345, SLG: 0.255 (1, 1)			0-0 SH3-4			0-0 G4-6-3 1B		0-0 SH FC4-2 SH1-4	
Mark Sweeney, L OBP: 0.379, SLG: 0.390 (8, PH)									
Mark Petkovsek, R OBP: 0.250, SLG: 0.182 (9, 1)									

Inning Stats	R: 0	H: 0	E: 0	K: 1	S: 8	R: 0	H: 1	E: 0	K: 1	S: 7	R: 0	H: 1	E: 0	K: 0	S: 6	R: 0	H: 0	E: 0	K: 1	S: 5	R: 0	H: 0	E: 0	K: 1	S: 7	R: 0	H: 2	E: 0	K: 0	S: 8	R: 0	H: 0	E: 0	K: 0	S: 9	R: 0	H: 0	E: 0	K: 0	S: 6	R: 1	H: 1	E: 0	K: 1	S: 7	1B: 3	2B: 1	3B: 0	HR: 1	SF: 0	SAC: 3	DP: 1	HBP: 0	WP: 1	PA: 33
--------------	------	------	------	------	------	------	------	------	------	------	------	------	------	------	------	------	------	------	------	------	------	------	------	------	------	------	------	------	------	------	------	------	------	------	------	------	------	------	------	------	------	------	------	------	------	-------	-------	-------	-------	-------	--------	-------	--------	-------	--------

PITCHER	IP	WLS	BF	H	R	ER	SO	BB	IBB	HBP	BLK	WP	HR	S	P	ERA	WHIP
Joey Hamilton, R ERA: 4.32 (1, 1)	8.0		31	4	0	0	3	3	1	0	0	1	0	56	94	0.00	0.875
Doug Bochtler, R ERA: 3.38 (9, 1)	0.1	L	2	1	1	1	1	0	0	0	0	0	1	7	10	27.00	3.000

Batter	1	2	3	4	5	6	7	8	9	AB R H RBI BB SO LOB	TOP											
Steve Finley, L (1, 8) OBP: 0.355, SLG: 0.518	1-3 K	2-1 P5		0-0 1B		1-0 1B	1-1 F8		0-1 E6	6 2 2 0 0 1 3												
Tony Gwynn, L (1, 9) Rickey Henderson, R (4, 9) OBP: 0.384, SLG: 0.436 OBP: 0.414, SLG: 0.344	0-0 1B		1-0 F8	1-1 G5-3		2-0 F8		4-2 2B	3-2 1B	3 0 1 0 0 0 2 2 2 1 1 1 0 1												
Ken Caminiti, S (1, 5) Scott Livingstone, L (9, 5) OBP: 0.383, SLG: 0.551 OBP: 0.313, SLG: 0.364	3-1 G5-3		0-0 HR		2-1 1B	4-0 1B		1-0 2B	0-0 G4-3	5 3 3 1 1 0 3 0 0 0 0 0 0 0												
Greg Vaughn, R (1, 7) Sean Bergman, R (9, 1) OBP: 0.373, SLG: 0.549 OBP: 0.100, SLG: 0.200	2-1 G5-3		0-2 G1-3		4-1 1B	1-2 K		4-0 BB	3-1 1B	4 1 1 1 2 1 3 0 0 0 0 0 0 0												
Archi Cianfrocco, R (1, 3) OBP: 0.315, SLG: 0.406		2-0 1B	2-3 K		1-2 1B	2-1 1B		1-3 K	0-0 FC6-4	6 1 3 3 0 2 4												
Brian Johnson, R (1, 2) OBP: 0.313, SLG: 0.474		2-1 1B		3-2 2B	1-0 F8	0-0 1B		1-3 K		5 2 3 1 0 1 5												
Chris Gomez, R (1, 6) OBP: 0.359, SLG: 0.338		1-1 1B		1-1 1B	4-2 BB	1-1 2-1	2-2 F9	3-3 K		4 0 2 0 1 1 2												
Jody Reed, R (1, 4) OBP: 0.320, SLG: 0.283		0-3 K		1-0 1B	2-1 FC5-4		0-0 1B		1-0 G6-3	5 0 1 1 0 1 6												
Scott Sanders, R (1, 1) Dario Veras, R (8, 1) Doug Dasenczo, S (9, PH) OBP: 0.235, SLG: 0.313 OBP: 0.250, SLG: 0.250		0-1 SH1-4		1-0 1B	0-3 K		0-1 SH3-4		1-1 E	2 0 1 1 0 1 2 0 0 0 0 0 0 0 1 1 1 0 0 0 0												
Inning Stats	R: 0 E: 0 K: 1 S: 8	H: 1 LOB: 1 BB: 0 P: 14	R: 2 E: 0 K: 1 S: 12	H: 3 LOB: 1 BB: 0 P: 19	R: 1 E: 0 K: 1 S: 8	H: 1 LOB: 0 BB: 0 P: 11	R: 1 E: 0 K: 0 S: 11	H: 4 LOB: 2 BB: 0 P: 18	R: 2 E: 0 K: 1 S: 15	H: 2 LOB: 2 BB: 2 P: 28	R: 2 E: 0 K: 1 S: 9	H: 3 LOB: 2 BB: 1 P: 20	R: 0 E: 0 K: 0 S: 8	H: 1 LOB: 1 BB: 0 P: 11	R: 1 E: 0 K: 3 S: 13	H: 1 LOB: 2 BB: 2 P: 27	R: 3 E: 1 K: 0 S: 12	H: 3 LOB: 1 BB: 0 P: 20	1B: 14 2B: 3 3B: 1 HR: 1	SF: 0 SAC: 2 DP: 1 HBP: 0	WP: 2 PB: 2 SB: 3 CS: 0	PA: 50
PITCHER	IP WLS BF H R ER SO BB IBB HBP BLK WP HR S P ERA WHIP											PITCHER	IP WLS BF H R ER SO BB IBB HBP BLK WP HR S P ERA WHIP									
Chris Peters, L (1, 1) ERA: 7.83	4.0 L 21 10 5 5 3 0 0 0 0 1 1 41 66 11.25 2.500																					
Ramon Morel, R (5, 1) ERA: 3.69	1.0 6 1 1 1 1 2 0 0 0 0 0 0 13 24 9.00 3.000																					
David Wainhouse, R (6, 1) ERA: 9.0	2.0 11 4 2 2 1 0 1 0 0 0 0 0 17 31 9.00 2.000																					
Matt Ruebel, L (8, 1) ERA: 5.09	2.0 13 4 4 1 3 2 0 0 0 1 0 25 47 4.50 3.000																					

San Diego Padres @ Pittsburgh Pirates
Three Rivers Stadium, Pittsburgh, PA

Thu Aug 08 1996, 7:05 PM EDT
Att: 8,388 - Unknown - 75 F

livebaseballscorecards.com

AB 43
R 12
H 19
RBI 9
BB 5
SO 8
LOB 31



Batter	1	2	3	4	5	6	7	8	9	AB	R	H	RBI	BB	SO	LOB	
Nelson Liriano, S OBP: 0.300, SLG: 0.390 (1, 6)	3-2 G4-3		0-0 G3-1		2-0 F8		1-1 G4-3			4	0	0	0	0	0	1	
Al Martin, L OBP: 0.341, SLG: 0.448 (1, 7)	0-3 K		2-1 1B		1-1 G4-3		2-3 K			4	0	1	0	0	2	1	
Jeff King, R OBP: 0.333, SLG: 0.492 (1, 4)	2-3 K		0-2 G5-3			1-2 F7		1-0 F8		4	0	0	0	0	1	1	
Mark Johnson, L OBP: 0.358, SLG: 0.532 (1, 3)		2-1 G3-1		4-0 G6-3 2B BB		0-1 G4-3 2B		1-3 K		3	1	1	0	1	1	0	
Dave Clark, L OBP: 0.372, SLG: 0.469 (1, 9)		0-0 HR		2-3 K		0-0 G4-3		3-3 K		4	1	1	1	0	2	2	
Charlie Hayes, R OBP: 0.303, SLG: 0.384 (1, 5)		2-3 K		1-2 G6-3		0-1 P3			1-0 G4-3	4	0	0	0	0	1	2	
Mike Kingery, L OBP: 0.310, SLG: 0.336 (1, 8)		4-1 BB		2-0 2B			0-0 F7		0-2 G4-3	3	0	1	1	1	0	0	
18 Jason Kendall, R OBP: 0.352, SLG: 0.392 (1, 2)		0-1 F7		1-1 L8			2-2 2B 1B		1-3 K	4	1	1	0	0	1	2	
Chris Peters, L (1, 1) Ramon Morel, R (5, 1) Trey Beamon, L (5, PH) David Wainhouse, L (6, 1) John Wehner, R (7, PH) Matt Ruebel, L (8, 1)		0-3 K			1-3 K		2-1 G4-3 1-H 2B			1	0	0	0	0	0	1	0

BOTTOM

San Diego Padres @ Pittsburgh Pirates
Three Rivers Stadium, Pittsburgh, PA

Thu Aug 08 1996, 7:05 PM EDT
Att. 8,388 - Unknown - 75 F

livebaseballscorecards.com

AB	33
R	3
H	6
RBI	3
BB	2
SO	10
LOB	9



Inning Stats	R: 0	H: 0	E: 0	K: 2	S: 9	LOB: 0	BB: 0	P: 14	R: 1	H: 1	E: 0	K: 1	S: 9	LOB: 1	BB: 1	P: 17	R: 0	H: 1	E: 0	K: 1	S: 10	LOB: 1	BB: 0	P: 12	R: 1	H: 1	E: 0	K: 1	S: 9	LOB: 1	BB: 1	P: 19	R: 0	H: 0	E: 0	K: 1	S: 7	LOB: 0	BB: 0	P: 11	R: 0	H: 1	E: 0	K: 0	S: 8	LOB: 1	BB: 0	P: 9	R: 1	H: 2	E: 0	K: 1	S: 11	LOB: 1	BB: 0	P: 18	R: 0	H: 0	E: 0	K: 2	S: 8	LOB: 0	BB: 0	P: 13	R: 0	H: 0	E: 0	K: 1	S: 7	LOB: 0	BB: 0	P: 9	1B: 2	2B: 3	3B: 0	HR: 1	SF: 0	SAC: 0	DP: 0	HBP: 0	WP: 0	PB: 0	SB: 0	CS: 0	PA: 35
--------------	------	------	------	------	------	--------	-------	-------	------	------	------	------	------	--------	-------	-------	------	------	------	------	-------	--------	-------	-------	------	------	------	------	------	--------	-------	-------	------	------	------	------	------	--------	-------	-------	------	------	------	------	------	--------	-------	------	------	------	------	------	-------	--------	-------	-------	------	------	------	------	------	--------	-------	-------	------	------	------	------	------	--------	-------	------	-------	-------	-------	-------	-------	--------	-------	--------	-------	-------	-------	-------	--------

PITCHER	IP	WLS	BF	H	R	ER	SO	BB	IBB	HBP	BLK	WP	HR	S	P	ERA	WHIP
Scott Sanders, R (1, 1) ERA: 4.02	7.0		29	6	3	3	7	2	0	0	0	0	1	63	100	3.86	1.143
Dario Veras, R (8, 1) ERA: 3.86	1.0		3	0	0	0	2	0	0	0	0	0	0	8	13	0.00	0.000
Sean Bergman, R (9, 1) ERA: 4.67	1.0		3	0	0	0	1	0	0	0	0	0	0	7	9	0.00	0.000

PITCHER	IP	WLS	BF	H	R	ER	SO	BB	IBB	HBP	BLK	WP	HR	S	P	ERA	WHIP
---------	----	-----	----	---	---	----	----	----	-----	-----	-----	----	----	---	---	-----	------

Batter	1	2	3	4	5	6	7	8	9	AB R H RBI BB SO LOB	TOP	
Steve Finley, L (1, 8) OBP: 0.351, SLG: 0.512	1-0 G6-3		1-2 P8	2-3 K		1-1 G1-3			0-0 G4-3	5 0 0 0 0 1 2		
Tony Gwynn, L (1, 9) Rickey Henderson, R (7, PR) OBP: 0.386, SLG: 0.440 OBP: 0.413, SLG: 0.343	2-1 3B 1B		3-1 G4-3		0-0 G4-3			2-2 CS 2B	2-3 K	4 1 2 0 0 0 0 1 0 0 0 0 1 0		
Ken Caminiti, S (1, 5) OBP: 0.384, SLG: 0.554	3-2 1-H 3B		0-1 G5-3		1-2 G4-3			4-2 CS BB		3 0 1 1 1 0 0		
Greg Vaughn, R (1, 7) OBP: 0.374, SLG: 0.555	1-3 K			3-0 HR	4-0 BB BB			3-3 K		3 1 1 1 1 2 3		
Wally Joyner, L (1, 3) OBP: 0.408, SLG: 0.437	1-1 F7			2-2 G4-3 2B 1B	4-0 BB BB			1-2 2-3 BB	1-0 G2	3 1 1 0 1 0 3		
John Flaherty, R (1, 2) OBP: 0.325, SLG: 0.470		1-2 F8		0-3 K	1-2 FC6-4			1-1 G5-3		4 0 0 0 0 1 3		
Craig Shipley, R (1, 4) OBP: 0.360, SLG: 0.500		0-1 S 1B		2-0 G4-3		1-1 G4-3		0-0 G5-3		4 0 1 0 0 0 1		
Chris Gomez, R (1, 6) OBP: 0.358, SLG: 0.340		2-2 F8		2-1 2-H 1B 2B		2-0 P4		2-1 F9		4 1 1 1 0 0 1		
Fernando Valenzuela, L (1, 1) Doug Bochtler, R (8, 1) Trevor Hoffman, R (8, 1) Jody Reed, R (8, 4) OBP: 0.319, SLG: 0.282		1-0 L6		0-1 2-H 1B		1-2 2B			0-0 G6-3	3 0 2 1 0 0 1 0 0 0 0 0 0 0 0 0 0 0 0 0 0 1 0 0 0 0 0 0		
Inning Stats	R: 1 H: 2 E: 0 LOB: 1 K: 1 BB: 0 S: 11 P: 19	R: 0 H: 1 E: 0 LOB: 1 K: 0 BB: 0 S: 10 P: 14	R: 0 H: 0 E: 0 LOB: 0 K: 0 BB: 0 S: 8 P: 12	R: 3 H: 4 E: 0 LOB: 1 K: 2 BB: 0 S: 16 P: 27	R: 0 H: 0 E: 0 LOB: 2 K: 0 BB: 2 S: 7 P: 17	R: 0 H: 1 E: 0 LOB: 1 K: 0 BB: 0 S: 10 P: 15	R: 0 H: 1 E: 0 LOB: 2 K: 1 BB: 1 S: 13 P: 23	R: 0 H: 0 E: 0 LOB: 0 K: 0 BB: 0 S: 5 P: 8	R: 0 H: 0 E: 0 LOB: 0 K: 1 BB: 0 S: 5 P: 7	1B: 4 SF: 0 2B: 3 SAC: 0 3B: 1 DP: 0 HR: 1 HBP: 0	WP: 0 PA: 38 PB: 0 SB: 1 CS: 2	
PITCHER	IP WLS BF H R ER SO BB IBB HBP BLK WP HR S P ERA WHIP											
Dan Miceli, R (1, 1) ERA: 4.94	5.0 L 24 7 4 4 3 2 0 0 0 0 0 1 52 89 7.20 1.800											
John Ericks, R (6, 1) ERA: 6.93	2.0 8 2 0 0 1 1 0 0 0 0 0 0 23 38 0.00 1.500											
67 Francisco Cordova, R (8, 1) ERA: 4.02	2.0 6 0 0 0 1 0 0 0 0 0 0 0 10 15 0.00 0.000											

San Diego Padres @ Pittsburgh Pirates
 Three Rivers Stadium, Pittsburgh, PA
 Fri Aug 09 1996, 7:05 PM EDT
 Att. 30,066 - Unknown - 78 F

AB	35
R	4
H	9
RBI	4
BB	3
SO	5
LOB	14



Batter	1	2	3	4	5	6	7	8	9
Jermaine Allensworth, R (1, 8) OBP: 0.365, SLG: 0.328	1-0 G4-6-3 1B		1-1 HR		3-2 G5-3			2-2 G6-3	
Al Martin, L (1, 7) OBP: 0.342, SLG: 0.446	0-0 F7		4-2 BB		3-2 G3-1			4-1 WP DI BB	
John Wehner, R (1, 4) OBP: 0.263, SLG: 0.340 Mark Johnson, L (8, PH) OBP: 0.361, SLG: 0.532 (9, 3)	2-0 G4-6-3 1-2f		1-3 K			3-3 K		4-2 1 SAFE BB	
Jeff King, R (1, 3) OBP: 0.335, SLG: 0.493 (9, 4)		0-0 2B	4-2 BB			1-1 F7		1-3 K	
Charlie Hayes, R (1, 5) OBP: 0.300, SLG: 0.381		1-0 F8	1-0 FC6-4			1-1 P4		0-0 F7	
Jay Bell, R (1, 6) OBP: 0.289, SLG: 0.330		2-1 P6		2-3 K			0-0 G4-3	0-2 G4-3	
Trey Beamon, L (1, 9) OBP: 0.143, SLG: 0.154 67 Francisco Cordova, R (8, 1) OBP: 0.333, SLG: 0.333 Dave Clark, L (9, PH) OBP: 0.370, SLG: 0.466		4-2 BB		1-1 G6-3			2-2 G4-3	0-1 F8	
2 Angelo Encarnacion, R (1, 2) OBP: 0.318, SLG: 0.409		3-1 F8		2-3 K			1-3 K		
Dan Miceli, R (1, 1) Nelson Liriano, S (5, PH) OBP: 0.298, SLG: 0.388 John Ericks, R (6, 1) Mike Kingery, L (8, 9) OBP: 0.309, SLG: 0.335			1-0 P4			2-1 F8		1-2 G4-3	

Inning Stats	R: 0	H: 1	E: 0	LOB: 0	K: 0	BB: 0	S: 3	P: 6
	R: 0	H: 1	E: 0	LOB: 2	K: 0	BB: 1	S: 8	P: 18
	R: 1	H: 1	E: 0	LOB: 2	K: 1	BB: 2	S: 14	P: 26
	R: 0	H: 0	E: 0	LOB: 0	K: 2	BB: 0	S: 8	P: 13
	R: 0	H: 0	E: 0	LOB: 0	K: 0	BB: 0	S: 13	P: 21
	R: 0	H: 0	E: 0	LOB: 0	K: 1	BB: 0	S: 8	P: 13
	R: 0	H: 0	E: 0	LOB: 0	K: 1	BB: 0	S: 7	P: 10
	R: 0	H: 0	E: 0	LOB: 2	K: 1	BB: 2	S: 15	P: 26
	R: 0	H: 0	E: 0	LOB: 0	K: 0	BB: 0	S: 6	P: 6

PITCHER	IP	WLS	BF	H	R	ER	SO	BB	IBB	HBP	BLK	WP	HR	S	P	ERA	WHIP
Fernando Valenzuela, L (1, 1) ERA: 3.87	7.2	W	29	3	1	1	5	4	0	0	0	0	1	68	121	1.17	0.913
Doug Bochtler, R (8, 1) ERA: 3.38	0.0		1	0	0	0	0	1	0	0	0	1	0	5	8	∞	∞
Trevor Hoffman, R (8, 1) ERA: 2.21	1.1	S	4	0	0	0	1	0	0	0	0	0	0	9	10	0.00	0.000

BOTTOM

San Diego Padres @ Pittsburgh Pirates
Three Rivers Stadium, Pittsburgh, PA

Fri Aug 09 1996, 7:05 PM EDT
Att: 30,066 - Unknown - 78 F

AB	R	H	RBI	BB	SO	LOB
4	1	2	1	0	0	0
2	0	0	0	2	0	1
3	0	0	0	0	2	2
0	0	0	0	1	0	0
3	0	1	0	1	1	2
4	0	0	0	0	0	3
4	0	0	0	0	1	1
2	0	0	0	1	0	0
0	0	0	0	0	0	0
1	0	0	0	0	0	0
3	0	0	0	0	2	2
1	0	0	0	0	0	0
0	0	0	0	0	0	0
1	0	0	0	0	0	0

AB 29
R 1
H 3
RBI 1
BB 5
SO 6
LOB 11



WP	PA	ERA	WHIP
1	34		
0			
2			
0			

Batter	1	2	3	4	5	6	7	8	9	AB R H RBI BB SO LOB	TOP
Rickey Henderson, R OBP: 0.417, SLG: 0.350 (1, 9)	1-1 F8			2-2 CS 1B		1-1 FC2-6 1B		2-2 1B FC5-2 1B	0-0 2B BB 1B	5 1 4 0 0 0 0	
Doug Dasenzo, S OBP: 0.143, SLG: 0.143 Archi Cianfrocco, R OBP: 0.320, SLG: 0.410 Steve Finley, L OBP: 0.353, SLG: 0.515 (1, 8) (8, PH) (8, PR) (8, 8)	2-2 L5			3-3 K 1-2		1-1 FC2-6 G6-4-3 1-2f		0-0 S E 1B 1-3 3-H	0-1 BB 2B 1-3 2-H	3 0 0 0 0 1 2 1 0 1 1 0 0 0 1 1 1 1 0 0 0	
Ken Caminiti, S OBP: 0.384, SLG: 0.550 (1, 5)	3-2 G6-3			1-3 K		1-0 G6-4-3 1-2f		4-0 E FC3-2 IBB 1-2	4-0 BB IBB	3 0 0 0 2 1 1	
Greg Vaughn, R OBP: 0.375, SLG: 0.559 (1, 7)		2-1 P3			0-1 HR		1-1 F9	2-1 FC5-2 FC3-2 1-3 2-H 3-H	4-1 BB 1-2 2-3 3-H	4 1 1 2 1 0 2	
Wally Joyner, L OBP: 0.405, SLG: 0.433 (1, 3)		1-2 F8			0-1 S 1B 1B		0-1 F7	1-1 FC3-2 1-2 3-H	0-3 K 3	5 1 1 0 0 1 5	
John Flaherty, R OBP: 0.324, SLG: 0.471 (1, 2)		2-2 P4			0-0 F8		1-0 2B	0-3 K2-3		4 0 1 0 0 1 3	
Chris Gomez, R OBP: 0.359, SLG: 0.340 (1, 6)			2-2 F8		1-0 1-H 1B		4-2 BB		0-2 G5-3	3 0 1 1 1 0 0	
Jody Reed, R OBP: 0.317, SLG: 0.280 Dustin Hermanson, R (1, 4) (9, 1)			1-0 P3		0-1 F8		2-2 F6		1-0 F9	3 0 0 0 0 0 3 0 0 0 0 0 0 0	
Bob Tewksbury, R OBP: 0.075, SLG: 0.059 Dario Veras, R (7, 1) Craig Shipley, R OBP: 0.385, SLG: 0.521 Scott Livingstone, L OBP: 0.311, SLG: 0.361 (7, 4) (9, PH)			1-2 L4		1-3 K			1-0 1B 1B	0-1 1B 2B 1B	2 0 0 0 0 1 1 0 0 0 0 0 0 0 2 2 2 0 0 0 0 1 0 0 0 0 0 0	
Inning Stats	R: 0 E: 0 K: 0 S: 8 H: 0 LOB: 0 BB: 0 P: 14	R: 0 E: 0 K: 0 S: 9 H: 0 LOB: 0 BB: 0 P: 14	R: 0 E: 0 K: 0 S: 7 H: 0 LOB: 0 BB: 0 P: 11	R: 0 E: 0 K: 2 S: 10 H: 1 LOB: 0 BB: 0 P: 16	R: 2 E: 0 K: 1 S: 13 H: 3 LOB: 1 BB: 0 P: 15	R: 0 E: 0 K: 0 S: 5 H: 1 LOB: 0 BB: 0 P: 8	R: 0 E: 0 K: 0 S: 11 H: 1 LOB: 2 BB: 1 P: 19	R: 2 E: 1 K: 1 S: 14 H: 3 LOB: 2 BB: 1 P: 24	R: 2 E: 0 K: 1 S: 13 H: 3 LOB: 3 BB: 2 P: 22	1B: 9 2B: 2 3B: 0 HR: 1 SF: 0 SAC: 0 DP: 1 HBP: 0	WP: 0 PB: 0 SB: 2 CS: 1 PA: 41
PITCHER Denny Neagle, L ERA: 2.93 Dan Plesac, L ERA: 3.64 Marc Wilkins, R ERA: 2.89 (1, 1) (8, 1) (8, 1)	IP 7.0 WLS L BF 4 H 3 R 2 ER 2 SO 3 BB 1 IBB 0 HBP 0 BLK 0 WP 0 HR 1 S 63 P 97 ERA 2.57 WHIP 1.000										

San Diego Padres @ Pittsburgh Pirates
Three Rivers Stadium, Pittsburgh, PA

AB	37
R	6
H	12
RBI	5
BB	4
SO	5
LOB	17



Sat Aug 10 1996, 7:05 PM EDT
Att. 21,902 - Unknown - 74 F

livebaseballscorecards.com

Batter	1	2	3	4	5	6	7	8	9	AB R H RBI BB SO LOB
Jermaine Allensworth, R (1, 8) <small>OBP: 0.359, SLG: 0.313</small> Nelson Liriano, S (9, PH) <small>OBP: 0.302, SLG: 0.391</small>	2-2 		0-0 		1-3 		1-0 		0-0 	3 0 0 0 0 1 3 1 0 1 0 0 0 0
Al Martin, L (1, 7) <small>OBP: 0.339, SLG: 0.441</small>	0-0 			0-2 	3-2 		3-3 		3-2 	5 0 0 0 0 1 4
Jeff King, R (1, 4) <small>OBP: 0.333, SLG: 0.492</small>	0-0 			0-1 		0-0 	1-3 		1-1 	5 1 1 0 0 1 2
Mark Johnson, L (1, 3) <small>OBP: 0.368, SLG: 0.534</small>		0-2 		2-2 		1-1 	4-0 			3 1 2 1 1 0 0
Dave Clark, L (1, 9) <small>OBP: 0.367, SLG: 0.457</small> Dan Plesac, L (8, 1) <small>OBP: 0.333, SLG: 0.250</small> Marc Wilkins, R (8, 1) <small>OBP: 0.333, SLG: 0.250</small>		3-1 		4-2 		3-3 	3-1 			3 0 0 0 1 1 3 0 0 0 0 0 0 0 0 0 0 0 0 0 0
Charlie Hayes, R (1, 5) <small>OBP: 0.299, SLG: 0.379</small>		0-3 		0-0 		1-2 		1-1 		4 0 1 0 0 1 2
Jay Bell, R (1, 6) <small>OBP: 0.289, SLG: 0.330</small>		1-2 		1-0 		1-2 		1-3 		3 0 1 1 0 1 3
18 Jason Kendall, R (1, 2) <small>OBP: 0.354, SLG: 0.394</small>		0-2 		0-1 		0-1 		1-2 		4 0 2 0 0 0 1
Denny Neagle, L (1, 1) <small>OBP: 0.212, SLG: 0.220</small> Mike Kingery, L (8, 9) <small>OBP: 0.308, SLG: 0.333</small>		0-1 		2-2 		1-3 		2-2 		2 0 1 0 0 1 2 1 0 0 0 0 0 0

BOTTOM

San Diego Padres @ Pittsburgh Pirates
 Three Rivers Stadium, Pittsburgh, PA

livebaseballscorecards.com

AB	34
R	2
H	9
RBI	2
BB	2
SO	7
LOB	20



Sat Aug 10 1996, 7:05 PM EDT
 Att. 21,902 - Unknown - 74 F

Inning Stats														1B	2B	3B	HR	SF	SAC	DP	HBP	WP	PA																															
R: 0	H: 0	E: 0	K: 0	S: 6	R: 0	H: 0	E: 0	K: 1	S: 8	R: 0	H: 1	E: 0	K: 0	S: 10	R: 0	H: 1	E: 1	K: 0	S: 13	R: 0	H: 2	E: 0	K: 1	S: 11	R: 2	H: 4	E: 0	K: 2	S: 18	R: 0	H: 0	E: 0	K: 2	S: 10	R: 0	H: 0	E: 0	K: 1	S: 12	R: 0	H: 1	E: 0	K: 0	S: 10	1B: 8	SF: 1	2B: 1	SAC: 1	3B: 0	DP: 1	HR: 0	HBP: 1	WP: 1	PA: 39
PITCHER	IP	WLS	BF	H	R	ER	SO	BB	IBB	HBP	BLK	WP	HR	S	P	ERA	WHIP																																					
Bob Tewksbury, R (1, 1) <small>ERA: 4.2</small>	6.0		28	8	2	2	4	1	0	1	1	1	0	66	93	3.00	1.500																																					
Dario Veras, R (7, 1) <small>ERA: 2.7</small>	2.0	W	7	0	0	0	3	0	1	0	0	0	0	22	36	0.00	0.000																																					
Dustin Hermanson, R (9, 1) <small>ERA: 3.6</small>	1.0		4	1	0	0	0	0	0	0	0	0	0	10	16	0.00	1.000																																					
														PITCHER	IP	WLS	BF	H	R	ER	SO	BB	IBB	HBP	BLK	WP	HR	S	P	ERA	WHIP																							

Batter	1	2	3	4	5	6	7	8	9	AB R H RBI BB SO LOB	TOP		
Rickey Henderson, R OBP: 0.414, SLG: 0.348 (1, 7)	0-0 G4-6-3 1B		0-0 G6-4-3 1-2f		0-3 K		0-0 P6 1-2 3-H			4 0 1 0 0 1 3	San Diego Padres @ Cincinnati Reds Riverfront Stadium, Cincinnati, OH Tue Aug 13 1996, 7:05 PM EDT Att. 20,205 - Unknown - 88 F		
Tony Gwynn, L OBP: 0.383, SLG: 0.440 Archi Cianfrocco, R OBP: 0.322, SLG: 0.429 (1, 9) (6, 9)	0-0 G4-6-3 1-2f		0-3 K		0-0 G4-3		0-0 HR		3 0 0 0 0 1 1 1 1 1 1 0 0 0	4 0 1 0 0 2 0			
Steve Finley, L OBP: 0.354, SLG: 0.516 (1, 8)	0-0 2B			0-3 K		0-0 F9		0-3 K	4 0 1 0 0 2 0				
Ken Caminiti, S OBP: 0.382, SLG: 0.553 Craig Shipley, R OBP: 0.362, SLG: 0.481 (1, 5) (6, 5)	0-3 K			0-0 HR		0-0 L6		0-3 K	3 1 1 1 0 1 1 1 0 0 0 0 1 0	4 0 0 0 0 1 0			
Wally Joyner, L OBP: 0.398, SLG: 0.428 (1, 3)		0-0 E5 G5-4-3		0-0 F8		0-0 F9		0-3 K	4 0 0 0 0 1 0				
John Flaherty, R OBP: 0.323, SLG: 0.471 (1, 2)		0-0 G5-4-3 1-2f		0-0 F8		0-0 F9 1B 2B		0-0 G4-3	4 1 1 0 0 0 1				
Chris Gomez, R OBP: 0.360, SLG: 0.341 (1, 6)		0-0 1B			0-0 FC6-4 1B		0-0 F9 2-3	0-3 K	4 0 2 0 0 1 1				
Jody Reed, R OBP: 0.318, SLG: 0.279 (1, 4)		0-0 F7			0-0 FC6-4 FC3-6 1-2f		4-0 1B WP BB	1-0 WP HBP	2 1 0 0 1 0 2				
Joey Hamilton, R OBP: 0.170, SLG: 0.176 Chris Gwynn, L OBP: 0.293, SLG: 0.264 Dustin Hermanson, R OBP: 0.316, SLG: 0.365 Scott Livingstone, L OBP: 0.316, SLG: 0.365 Willie Blair, R OBP: 0.316, SLG: 0.365 Greg Vaughn, R OBP: 0.378, SLG: 0.560 (1, 1) (5, PH) (5, 1) (7, PH) (7, 1) (9, PH)			4-0 G6-4-3 BB		0-0 FC3-6 1-2f		0-0 WP 1B 1-3 3-H	0-3 K 1-2	0 0 0 0 1 0 0 1 0 0 0 0 0 1 0 0 0 0 0 0 0 1 0 1 1 0 0 0 0 0 0 0 0 0 0 1 0 0 0 0 1 1				
Inning Stats	R: 0 H: 2 E: 0 LOB: 1 K: 1 BB: 0 S: 6 P: 6	R: 0 H: 1 E: 1 LOB: 1 K: 0 BB: 0 S: 4 P: 4	R: 0 H: 0 E: 0 LOB: 0 K: 1 BB: 1 S: 4 P: 8	R: 1 H: 1 E: 0 LOB: 0 K: 1 BB: 0 S: 6 P: 6	R: 0 H: 1 E: 0 LOB: 1 K: 1 BB: 0 S: 6 P: 6	R: 0 H: 0 E: 0 LOB: 0 K: 0 BB: 0 S: 3 P: 3	R: 2 H: 2 E: 0 LOB: 1 K: 0 BB: 1 S: 5 P: 9	R: 1 H: 1 E: 0 LOB: 0 K: 3 BB: 0 S: 10 P: 10	R: 0 H: 0 E: 0 LOB: 1 K: 2 BB: 0 S: 7 P: 8	1B: 4 SF: 0 2B: 2 SAC: 0 3B: 0 DP: 3 HR: 2 HBP: 1	WP: 2 PA: 36 PB: 0 SB: 0 CS: 0		
PITCHER	IP WLS BF H R ER SO BB IBB HBP BLK WP HR S P ERA WHIP											PITCHER	IP WLS BF H R ER SO BB IBB HBP BLK WP HR S P ERA WHIP
Kevin Jarvis, R ERA: 5.44 (1, 1)	7.0 W 28 7 3 3 4 2 0 0 0 1 1 34 42 3.86 1.286												
Johnny Ruffin, R ERA: 5.67 (8, 1)	1.0 4 1 1 1 3 0 0 0 0 0 1 10 10 9.00 1.000												
Scott Service, R ERA: 3.68 (9, 1)	1.0 4 0 0 0 2 0 0 1 0 1 0 7 8 0.00 0.000												

livebaseballscorecards.com

AB	33
R	4
H	8
RBI	3
BB	2
SO	9
LOB	11



Batter	1	2	3	4	5	6	7	8	9
Thomas Howard, S OBP: 0.302, SLG: 0.407 (1, 9)	1-0 G6-3 2B HBP	0-3 K		0-0 2B 1B	0-0 1B 1B		0-3 K		
Willie Greene, L OBP: 0.311, SLG: 0.419 (1, 5)	0-0 G1-3 1-2	0-3 K		0-0 1B 1B 2B	0-3 K		0-3 K		
Barry Larkin, R OBP: 0.420, SLG: 0.578 Eric Owens, R OBP: 0.273, SLG: 0.234 (1, 6) (6, 7)	0-0 G6-3 2-3		0-0 HR	0-0 1B 1B	0-0 SF9		0-3 K		
Kevin Mitchell, R OBP: 0.374, SLG: 0.410 Jeff Branson, L OBP: 0.299, SLG: 0.394 (1, 7) (6, 6)	4-0 BB 2B BB		0-3 K	0-0 1B 1B	0-0 L7		0-3 K		
Eric Davis, R OBP: 0.415, SLG: 0.575 (1, 8)	4-0 2B BB		0-0 FC4-6 1B	0-0 1B 2-3		0-0 HR	1-0 HBP		
Hal Morris, L OBP: 0.345, SLG: 0.439 (1, 3)	0-0 2B		0-0 FC4-6 1-2	0-0 G6-3		0-0 L3	0-0 F7		
Bret Boone, R OBP: 0.282, SLG: 0.355 (1, 4)	4-0 BB		0-0 F9		0-0 1B 1B	0-0 F8			
Joe Oliver, R OBP: 0.320, SLG: 0.422 (1, 2)	0-3 K			0-0 G1-3	0-0 SH 1B	0-0 F8			
Kevin Jarvis, L OBP: 0.083, SLG: 0.083 Lenny Harris, L OBP: 0.323, SLG: 0.401 Johnny Ruffin, R OBP: 0.333, SLG: 0.333 Scott Service, R (1, 1) (7, PH) (8, 1) (9, 1)		0-0 G6-3		0-3 K	0-0 SH 1B SF9		0-0 G4-3		

AB	R	H	RBI	BB	SO	LOB
4	2	2	2	0	2	0
5	1	1	1	0	3	3
3	1	2	2	0	0	1
1	0	0	0	0	1	0
3	1	1	1	1	1	1
1	0	0	0	0	1	0
3	2	3	1	1	0	0
5	0	1	3	0	0	5
3	1	1	0	1	0	1
4	1	1	0	0	1	2
2	1	0	0	0	1	0
1	0	0	0	0	0	0
0	0	0	0	0	0	0
0	0	0	0	0	0	0

WP	PA
0	42


Inning	R	H	E	K	S	IP	WLS	BF	H	R	ER	SO	BB	IBB	HBP	BLK	WP	HR	S	P	ERA	WHIP
1	3	1	0	1	7	4.0	L	24	8	6	6	5	3	0	1	0	0	1	30	43	13.50	2.750
5	0	0	0	2	19	2.0		11	4	4	3	1	0	0	0	0	0	1	13	13	13.50	2.000
7	0	0	0	1	7	2.0		7	0	0	0	4	0	0	1	0	0	0	14	15	0.00	0.000

San Diego Padres @ Cincinnati Reds
Riverfront Stadium, Cincinnati, OH

Tue Aug 13 1996, 7:05 PM EDT
Att: 20,205 - Unknown - 88 F

livebaseballscorecards.com

AB	35
R	10
H	12
RBI	10
BB	3
SO	10
LOB	13



Batter	1	2	3	4	5	6	7	8	9	10	11	12	13	AB	R	H	RBI	BB	SO	LOB	TOP																					
Steve Finley, L (1, 8) OBP: 0.352, SLG: 0.511	G3		K			G6-4-3					K		L9	5	1	0	0	1	2	3																						
Tony Gwynn, L (1, 9) OBP: 0.386, SLG: 0.441	F8					G4-3							G4-6-3	6	0	3	0	0	0	2																						
Ken Caminiti, S (1, 5) OBP: 0.378, SLG: 0.548	K												L7	4	0	0	1	0	2	2																						
Greg Vaughn, R (1, 7) OBP: 0.377, SLG: 0.556													P6	5	0	1	0	0	0	2																						
Wally Joyner, L (1, 3) OBP: 0.395, SLG: 0.422													F7	4	0	0	0	1	0	1																						
John Flaherty, R (1, 2) OBP: 0.326, SLG: 0.473													L4	3	0	2	0	0	0	0																						
Rickey Henderson, R (8, PR) OBP: 0.414, SLG: 0.348														0	0	0	0	0	0	0																						
Brian Johnson, R (8, 2) OBP: 0.303, SLG: 0.458														2	0	0	0	0	0	3																						
Chris Gomez, R (1, 6) OBP: 0.359, SLG: 0.338														3	0	0	0	1	0	1																						
Jody Reed, R (1, 4) OBP: 0.317, SLG: 0.277														2	0	0	0	0	0	0																						
Craig Shipley, R (8, PH) (8, 4) OBP: 0.361, SLG: 0.474														3	0	1	0	0	0	2																						
Scott Sanders, R (1, 1) OBP: 0.211, SLG: 0.276														2	0	0	0	0	0	0																						
Scott Livingston, L (8, PH) (8, 1) OBP: 0.314, SLG: 0.362														1	0	0	0	0	0	2																						
Dario Veras, R (8, 1) (8, 1)														0	0	0	0	0	0	0																						
Trevor Hoffman, R (12, 1) (12, 1)														1	0	0	0	0	0	1																						
Doug Bochtler, R (13, PH) (13, PH)														0	0	0	0	0	0	0																						
Fernando Valenzuela, L (13, PH) (13, PH)														1	0	1	0	0	0	0																						
Arch Ciarruffo, R (13, PH) (13, PH)														0	0	0	0	0	0	0																						
Sean Bergman, R (13, 1) (13, 1)														0	0	0	0	0	0	0																						
Scott Sanders, R (1, 1) OBP: 0.211, SLG: 0.276														2	0	0	0	0	0	0																						
Scott Livingston, L (8, PH) (8, PH)														1	0	0	0	0	0	2																						
Dario Veras, R (8, 1) (8, 1)														0	0	0	0	0	0	0																						
Trevor Hoffman, R (12, 1) (12, 1)														1	0	0	0	0	0	1																						
Doug Bochtler, R (13, PH) (13, PH)														0	0	0	0	0	0	0																						
Fernando Valenzuela, L (13, PH) (13, PH)														1	0	1	0	0	0	0																						
Arch Ciarruffo, R (13, PH) (13, PH)														0	0	0	0	0	0	0																						
Sean Bergman, R (13, 1) (13, 1)														0	0	0	0	0	0	0																						
Inning Stats	R: 0 E: 0 K: 1 S: 5	H: 0 LOB: 0 BB: 0 P: 5	R: 0 E: 0 K: 0 S: 4	H: 1 LOB: 1 BB: 0 P: 4	R: 0 E: 0 K: 1 S: 5	H: 0 LOB: 0 BB: 0 P: 5	R: 0 E: 0 K: 0 S: 4	H: 1 LOB: 1 BB: 0 P: 4	R: 0 E: 0 K: 0 S: 3	H: 0 LOB: 0 BB: 0 P: 3	R: 0 E: 1 K: 0 S: 3	H: 0 LOB: 0 BB: 0 P: 3	R: 0 E: 0 K: 1 S: 4	H: 1 LOB: 2 BB: 0 P: 4	R: 0 E: 0 K: 0 S: 5	H: 0 LOB: 0 BB: 0 P: 5	R: 0 E: 0 K: 1 S: 6	H: 1 LOB: 1 BB: 0 P: 6	R: 0 E: 0 K: 0 S: 2	H: 0 LOB: 1 BB: 1 P: 6	R: 0 E: 0 K: 0 S: 4	H: 2 LOB: 2 BB: 0 P: 4	R: 0 E: 0 K: 0 S: 4	H: 2 LOB: 2 BB: 0 P: 4	R: 1 E: 0 K: 0 S: 4	H: 2 LOB: 2 BB: 2 P: 12	R: 0 E: 0 K: 1 S: 5	H: 0 LOB: 0 BB: 0 P: 5	R: 0 E: 0 K: 0 S: 2	H: 0 LOB: 1 BB: 1 P: 6	R: 0 E: 0 K: 0 S: 4	H: 2 LOB: 2 BB: 0 P: 4	1B: 8 2B: 1 3B: 0 HR: 0	SF: 1 SAC: 1 DP: 3 HBP: 0	WP: 0 PB: 0 SB: 0 CS: 0	PA: 47						
PITCHER	IP	WLS	BF	H	R	ER	SO	BB	IBB	HBP	BLK	WP	HR	S	P	ERA	WHIP					PITCHER				IP	WLS	BF	H	R	ER	SO	BB	IBB	HBP	BLK	WP	HR	S	P	ERA	WHIP
Mark Portugal, R (1, 1) ERA: 3.59	8.0		27	3	0	0	3	0	0	0	0	0	0	3	33	0.00	0.375																									
Jeff Brantley, R (9, 1) ERA: 2.87	0.1		5	2	1	1	0	2	0	0	0	0	0	3	11	27.00	12.000																									
Jeff Shaw, R (9, 1) ERA: 3.15	1.2		4	0	0	0	1	0	0	0	0	0	0	6	6	0.00	0.000																									
Hector Carrasco, R (11, 1) ERA: 3.69	2.1		11	3	0	0	1	1	0	0	0	0	0	11	15	0.00	1.714																									
Lee Smith, R (13, 1) ERA: 3.19	0.2	W	1	0	0	0	0	0	0	0	0	0	0	1	1	0.00	0.000																									

San Diego Padres @ Cincinnati Reds
Riverfront Stadium, Cincinnati, OH

Wed Aug 14 1996, 7:05 PM EDT
Att: 20,983 - Unknown - 90 F

livebaseballscorecards.com

AB	42
R	1
H	8
RBI	1
BB	3
SO	5
LOB	18



Batter	1	2	3	4	5	6	7	8	9	10	11	12	13	AB R H RBI BB SO LOB
--------	---	---	---	---	---	---	---	---	---	----	----	----	----	----------------------

Thomas Howard, S <small>(1, 7) OBP: 0.307, SLG: 0.414</small>	0-0 SH1-3 2B		0-0 G4-6-3 1B		0-0 G4-3			0-0 P6		0-0 G4-3			0-0 2-H 1B	6 1 3 1 0 0 0
Lenny Harris, L <small>(1, 5) OBP: 0.326, SLG: 0.400 (13, 9)</small>	0-0 SH1-3 2-3		0-0 G4-6-3 1-2f		0-0 G6-3				4-0 G4-3 BB		0-0 CS 1B		3 0 1 0 1 0 1	
Barry Larkin, R <small>(1, 6) OBP: 0.418, SLG: 0.573</small>	0-0 SF9 3-H		4-0 BB		0-0 F8			0-0 G4-3 1-2		0-0 F4			3 0 0 1 1 0 2	
Eric Davis, R <small>(1, 8) OBP: 0.415, SLG: 0.570</small>	0-0 1B		0-3 K		0-0 G6-3			4-0 G4-3 IBB		0-3 K			4 0 1 0 1 2 2	
Eddie Taubensee, L <small>(1, 2) OBP: 0.325, SLG: 0.425</small>	0-0 F7			0-0 F7			0-0 G3-1		0-0 G4-3 1-2 2-3		0-0 CS 1-2	0-0 G3	5 0 0 0 0 0 3	
Hal Morris, L <small>(1, 3) OBP: 0.346, SLG: 0.437</small>		0-0 1B		0-3 K		0-0 G3		4-0 IBB			0-0 F7		4 0 1 0 1 1 0	
Reggie Sanders, R <small>(1, 9) OBP: 0.353, SLG: 0.468</small>		0-3 K		0-3 K		0-3 K		0-0 F7			0-3 K		5 0 0 0 0 4 4 0 0 0 0 0 0 0	
Lee Smith, R <small>(13, 1)</small>														
Bret Boone, R <small>(1, 4) OBP: 0.281, SLG: 0.353</small>		0-3 K			0-0 F9			0-0 F9		0-3 K			5 1 1 0 0 2 1	
Mark Portugal, R <small>(1, 1) OBP: 0.191, SLG: 0.196</small>		0-3 K		0-0 F9			0-0 P6		0-3 K			0-0 SH1-4 1B	2 0 0 0 0 0 1 1 1 0 1 0 0 0 0 0 1 0 0 0 0 0 0 0 0 0 0 0 0 0 0 0 0 0	
Willie Greene, L <small>(8, PH) OBP: 0.210, SLG: 0.417</small>														
Jeff Brantley, R <small>(9, 1)</small>														
Jeff Shaw, R <small>(9, 1)</small>														
Kevin Mitchell, R <small>(10, PH) OBP: 0.372, SLG: 0.407</small>														
Hector Carrasco, R <small>(11, 1)</small>														
Jeff Branson, L <small>(13, 5) OBP: 0.299, SLG: 0.394</small>														

Inning Stats	R: 1	H: 2	E: 0	LOB: 1	K: 0	P: 5	R: 0	H: 1	E: 0	LOB: 1	K: 3	P: 10	R: 0	H: 1	E: 0	LOB: 1	K: 1	P: 9	R: 0	H: 0	E: 0	LOB: 0	K: 2	P: 7	R: 0	H: 0	E: 0	LOB: 0	K: 0	P: 3	R: 0	H: 0	E: 0	LOB: 0	K: 1	P: 5	R: 0	H: 0	E: 0	LOB: 0	K: 0	P: 3	R: 0	H: 0	E: 0	LOB: 0	K: 2	P: 7	R: 0	H: 1	E: 0	LOB: 0	K: 1	P: 5	R: 0	H: 0	E: 0	LOB: 0	K: 1	P: 5	R: 1	H: 2	E: 0	LOB: 1	K: 0	P: 3	1B: 6	SF: 1	2B: 1	SAC: 2	3B: 0	DP: 1	HR: 0	WP: 0	PA: 47
--------------	------	------	------	--------	------	------	------	------	------	--------	------	-------	------	------	------	--------	------	------	------	------	------	--------	------	------	------	------	------	--------	------	------	------	------	------	--------	------	------	------	------	------	--------	------	------	------	------	------	--------	------	------	------	------	------	--------	------	------	------	------	------	--------	------	------	------	------	------	--------	------	------	-------	-------	-------	--------	-------	-------	-------	-------	--------

PITCHER	IP	WLS	BF	H	R	ER	SO	BB	IBB	HBP	BLK	WP	HR	S	P	ERA	WHIP
Scott Sanders, R <small>(1, 1) ERA: 3.82</small>	7.0		25	4	1	1	7	1	0	0	0	0	0	38	42	1.29	0.714
Dario Veras, R <small>(8, 1) ERA: 2.16</small>	1.2		8	0	0	0	0	1	2	0	0	0	0	5	17	0.00	0.600
Trevor Hoffman, R <small>(9, 1) ERA: 2.1</small>	2.1		7	1	0	0	3	0	0	0	0	0	0	13	13	0.00	0.429
Doug Bochtler, R <small>(12, 1) ERA: 3.48</small>	1.0		3	0	0	0	1	0	0	0	0	0	0	5	5	0.00	0.000
Sean Bergman, R <small>(13, 1) ERA: 4.7</small>	0.1	L	3	2	1	1	0	0	0	0	0	0	0	3	3	27.00	6.000

BOTTOM

San Diego Padres @ Cincinnati Reds
 Riverfront Stadium, Cincinnati, OH

Wed Aug 14 1996, 7:05 PM EDT
 Att: 20,983 - Unknown - 90 F

livebaseballscorecards.com

AB	39
R	2
H	7
RBI	2
BB	4
SO	11
LOB	14

Batter	1	2	3	4	5	6	7	8	9	AB R H RBI BB SO LOB	TOP	
Steve Finley, L (1, 8) OBP: 0.351, SLG: 0.511	0-0 F8		0-1 G3		0-1 F8			2-1 G4-3 2B		4 0 1 0 0 0 0		
Tony Gwynn, L (1, 9) OBP: 0.384, SLG: 0.439	0-2 F9			1-0 BB 1B		2-1 G6-3		1-2 G4-3		4 1 1 0 0 0 1		
Ken Caminiti, S (1, 5) OBP: 0.377, SLG: 0.544	1-1 G3-1			1-3 K		0-0 L3		4-0 BB		3 0 0 0 1 1 1		
Greg Vaughn, R (1, 7) OBP: 0.376, SLG: 0.552		2-2 F9		4-2 1B 1-2 BB		0-1 F7		2-2 F7		3 0 0 0 1 0 2		
Wally Joyner, L (1, 3) OBP: 0.396, SLG: 0.433		0-0 G4-3		3-2 1-3 2-H 1B			0-1 HR		2-2 L7	4 1 2 2 0 0 0		
John Flaherty, R (1, 2) OBP: 0.325, SLG: 0.470		2-2 1B		1-0 P5		2-1 F9			0-0 L8	4 0 1 0 0 0 2		
Chris Gomez, R (1, 6) OBP: 0.356, SLG: 0.334 Scott Livingstone, L (9, PH) OBP: 0.318, SLG: 0.367 Rickey Henderson, R (9, PR) OBP: 0.414, SLG: 0.348		1-0 F9		2-3 K		0-0 G6-3			3-2 1B	3 0 0 0 0 1 3 1 0 1 0 0 0 0 0 0 0 0 0 0 0	AB 33 R 2 H 6 RBI 2 BB 2 SO 6 LOB 10	
Jody Reed, R (1, 4) OBP: 0.315, SLG: 0.275 Willie Blair, R (7, 1) Archi Cianfrocco, R (9, PH) OBP: 0.320, SLG: 0.427			1-3 K		0-1 F9		0-1 G4-3		2-3 K	3 0 0 0 0 1 0 0 0 0 0 0 0 0 1 0 0 0 0 1 1		
Bob Tewksbury, R (1, 1) OBP: 0.073, SLG: 0.057 Craig Shipley, R (7, 4) OBP: 0.355, SLG: 0.466			1-3 K		1-2 G4-3			1-3 K		2 0 0 0 0 1 0 1 0 0 0 0 1 0		
Inning Stats	R: 0 E: 0 K: 0 S: 6 H: 0 LOB: 0 BB: 0 P: 7	R: 0 E: 0 K: 0 S: 8 H: 1 LOB: 1 BB: 0 P: 13	R: 0 E: 0 K: 2 S: 9 H: 0 LOB: 0 BB: 0 P: 11	R: 1 E: 0 K: 2 S: 16 H: 2 LOB: 2 BB: 1 P: 28	R: 0 E: 0 K: 0 S: 7 H: 0 LOB: 0 BB: 0 P: 8	R: 0 E: 0 K: 0 S: 5 H: 0 LOB: 0 BB: 0 P: 7	R: 1 E: 0 K: 0 S: 7 H: 1 LOB: 0 BB: 0 P: 9	R: 0 E: 0 K: 1 S: 11 H: 1 LOB: 2 BB: 1 P: 21	R: 0 E: 0 K: 1 S: 12 H: 1 LOB: 1 BB: 0 P: 19	1B: 4 2B: 1 3B: 0 HR: 1 SF: 0 SAC: 0 DP: 0 HBP: 0	WP: 0 PB: 0 SB: 0 CS: 0 PA: 35	
PITCHER	IP WLS BF H R ER SO BB IBB HBP BLK WP HR S P ERA WHIP											
Dave Burba, R (1, 1) ERA: 3.89	7.1 W 28 5 2 2 5 1 0 0 0 0 1 63 91 2.46 0.818											
Jeff Shaw, R (8, 1) ERA: 3.12	0.2 3 0 0 0 0 1 0 0 0 0 0 6 13 0.00 1.500											
Jeff Brantley, R (9, 1) ERA: 2.82	1.0 S 4 1 0 0 1 0 0 0 0 0 0 0 12 19 0.00 1.000											

San Diego Padres @ Cincinnati Reds
Riverfront Stadium, Cincinnati, OH

Thu Aug 15 1996, 3:33 AM EDT
Att. 23,143 - Overcast - 84 F

livebaseballscorecards.com



BOTTOM

San Diego Padres @ Cincinnati Reds

Riverfront Stadium, Cincinnati, OH

Thu Aug 15 1996, 3:33 AM EDT
Att. 23,143 - Overcast - 84 F

livebaseballscorecards.com

AB	32
R	3
H	9
RBI	3
BB	1
SO	2
LOB	10



WP:	0	PA:	33
PB:	0		
SB:	1		
CS:	1		

AB R H RBI BB SO LOB

4 1 3 1 0 0 0

4 0 1 1 0 0 4

4 0 0 0 0 0 1

4 0 1 0 0 0 0

0 0 0 0 0 0 0

4 0 1 0 0 0 1

4 1 1 0 0 1 2

4 1 1 0 0 1 2

1B: 5 SF: 0
2B: 3 SAC: 0
3B: 1 DP: 0
HR: 0 HBP: 0

Batter	1	2	3	4	5	6	7	8	9
Thomas Howard, S OBP: 0.314, SLG: 0.429 (1, 8) C B X (9, 7)	1-1 L7 ①		1-2 1B B F F X		1-0 2B 3B B X 2-H		0-0 1B X 1-2		
Lenny Harris, L OBP: 0.325, SLG: 0.402 (1, 5) X	0-0 G5-3 ②		0-0 G1-3 ③		3-1 2B B B B C X 3-H		1-1 P5 F B X ③		
Barry Larkin, R OBP: 0.414, SLG: 0.567 (1, 6) C X	0-1 G6-3 ③			1-2 P4 B X ①	1-0 G3 B X ③			1-1 P3 C B X ①	
Kevin Mitchell, R OBP: 0.369, SLG: 0.403 Eric Davis, R OBP: 0.415, SLG: 0.570 (8, PR) (9, 8)		0-1 G5-3 ① C X		0-0 G1-3 ② X		0-1 G5-3 ① F X		1-0 1B B X	
Hal Morris, L OBP: 0.345, SLG: 0.435 (1, 3)		1-2 F8 ② X T B T T F F		1-0 G4-3 ③ B X		0-0 CS 1B X		1-0 F7 ② 1 SAFE B 1 SAFE 1 SAFE X	
Reggie Sanders, R OBP: 0.351, SLG: 0.469 (1, 9)		0-1 G4-3 ③ X C			1-1 2B B F X S	0-3 K ② ③ ③ 1 SAFE C SAFE S		0-0 G6-3 ③ 1 SAFE X 1 SAFE	
Bret Boone, R OBP: 0.279, SLG: 0.350 (1, 4)			0-2 G4-3 ① C F X		0-1 G5-3 ① C X		0-1 G6-3 ① F X		
Joe Oliver, R OBP: 0.320, SLG: 0.426 (1, 2)			0-0 P8 ② X		0-2 3B 2B ② 2 SAFE X T S		0-1 F7 ② C X		
Dave Burba, R OBP: 0.173, SLG: 0.245 Jeff Shaw, R Jeff Brantley, R	(1, 1) (8, 1) (9, 1)		4-2 1B BB B B F F C B B		0-3 K ② C T F S S		1-2 1B F B X		

Inning Stats	R: 0	H: 0	E: 0	LOB: 0	K: 0	S: 5	P: 6	R: 0	H: 0	E: 0	LOB: 0	K: 0	S: 9	P: 10	R: 0	H: 1	E: 0	LOB: 2	K: 0	S: 11	R: 0	H: 0	E: 0	LOB: 0	K: 0	S: 5	R: 3	H: 4	E: 0	LOB: 1	K: 1	S: 16	R: 0	H: 1	E: 0	LOB: 0	K: 1	S: 6	R: 0	H: 2	E: 0	LOB: 2	K: 0	S: 10	R: 0	H: 1	E: 0	LOB: 1	K: 0	S: 5
PITCHER	IP	WLS	BF	H	R	ER	SO	BB	IBB	HBP	BLK	WP	HR	S	P	ERA	WHIP																																	
Bob Tewksbury, R ERA: 4.2	(1, 1)	6.2	L	28	8	3	3	2	1	0	0	0	0	0	0	4.05	1.350																																	
Willie Blair, R ERA: 4.79	(7, 1)	1.1		5	1	0	0	0	0	0	0	0	0	0	7	0.00	0.750																																	

Batter	1	2	3	4	5	6	7	8	9	AB R H RBI BB SO LOB	TOP											
Lance Johnson, L (1, 8) OBP: 0.341, SLG: 0.450 Carl Everett, S (8, 8) OBP: 0.344, SLG: 0.349	0-0 F8		1-0 F7		2-1 FC5-4 1B		2-2 SF9		1-2 G4-3	3 0 1 1 0 0 0 1 0 0 1 0 0 1												
Alvaro Espinoza, R (1, 5) OBP: 0.316, SLG: 0.434	0-2 FC1-6-4 BB 1B		0-0 2B		0-1 FC5-4 1-2f		0-1 SF8		1-2 G4-3	4 0 2 2 0 0 1												
Bernard Gilkey, R (1, 7) OBP: 0.382, SLG: 0.560 Andy Tomberlin, L (8, 7) OBP: 0.410, SLG: 0.686	4-1 FC1-6-4 BB 1-2		0-1 G6-3			3-3 K	1-2 G5-3		1-0 HR	3 0 0 0 1 1 2 1 1 1 1 0 0 0												
Todd Hundley, S (1, 2) OBP: 0.352, SLG: 0.584 Brent Mayne, L (8, 2) OBP: 0.374, SLG: 0.415	3-2 FC1-6-4 1-2f 2-3			2-1 P6		2-1 G6-4-3 1B		1-3 K	0-1 1B PB 2B	4 0 1 0 0 1 2 1 1 1 0 0 0 0												
Carlos Baerga, S (1, 3) OBP: 0.302, SLG: 0.394 Jerry Dipoto, R (6, 1) Roberto Petagine, L (8, PH) OBP: 0.205, SLG: 0.167 Paul Byrd, R (8, 1) Tim Bogar, R (9, PH) OBP: 0.241, SLG: 0.229	1-0 G1-3			4-2 BB		3-2 G6-4-3 1-2f		0-3 K	3-2 PB DI E 1B 2-3	2 0 0 0 1 0 3 0 0 0 0 0 0 0 1 0 0 0 0 0 1 0 0 0 0 0 0 0 0 0 1 1 1 0 0 0 0 0												
Alex Ochoa, R (1, 9) OBP: 0.332, SLG: 0.425		4-0 CS BB		3-2 P2			2-0 BB 1B 1B	1-3 K	2-0 E5 DI 1B 1-H 3-H	4 2 1 0 1 1 1												
Edgardo Alfonzo, R (1, 4) OBP: 0.284, SLG: 0.314		1-3 SAFE K		1-1 F8			4-0 BB 1B SF9 BB 1-2		2-1 BB 1B 2-2 1B	4 2 2 1 1 1 2												
Rey Ordonez, R (1, 6) OBP: 0.296, SLG: 0.305		1 SAFE 2-2 SAFE F8 1-2			0-0 G6-3		0-0 SF9 BB SF8 BB 1-2 2-H 1B		4-1 2B G4-3 BB 1-2 1B 1-0 1B	4 2 2 1 1 0 1												
Robert Person, R (1, 1) OBP: 0.133, SLG: 0.133 Derek Wallace, R (5, 1) Chris Jones, R (6, 3) OBP: 0.308, SLG: 0.403			0-1 G4-3		2-3 K		4-2 BB		1-1 G4-3 2B 1-2 2H 1B 0-2 L9	2 0 0 0 0 1 0 0 0 0 0 0 0 0 2 1 1 1 1 0 2												
Inning Stats	R: 0 E: 0 K: 0 S: 9	H: 1 LOB: 2 BB: 1 P: 17	R: 0 E: 0 K: 1 S: 8	H: 0 LOB: 0 BB: 1 P: 15	R: 0 E: 0 K: 0 S: 6	H: 1 LOB: 1 BB: 0 P: 7	R: 0 E: 0 K: 0 S: 9	H: 0 LOB: 1 BB: 1 P: 19	R: 0 E: 0 K: 1 S: 8	H: 1 LOB: 1 BB: 0 P: 12	R: 0 E: 0 K: 1 S: 10	H: 1 LOB: 0 BB: 0 P: 18	R: 3 E: 0 K: 0 S: 13	H: 2 LOB: 1 BB: 2 P: 26	R: 0 E: 0 K: 3 S: 10	H: 0 LOB: 0 BB: 0 P: 12	R: 7 E: 1 K: 0 S: 28	H: 7 LOB: 2 BB: 1 P: 46	1B: 9 2B: 3 3B: 0 HR: 1	SF: 2 SAC: 0 DP: 1 HBP: 0	WP: 0 PB: 1 SB: 0 CS: 1	PA: 45
PITCHER	IP WLS BF H R ER SO BB IBB HBP BLK WP HR S P ERA WHIP																				PITCHER	IP WLS BF H R ER SO BB IBB HBP BLK WP HR S P ERA WHIP
Fernando Valenzuela, L (1, 1) ERA: 3.9	6.0 W 26 6 3 3 3 4 0 0 0 0 0 52 96 4.50 1.667																					
Dustin Hermanson, R (7, 1) ERA: 8.38	2.2 14 4 5 4 3 2 0 0 0 0 1 38 57 13.50 2.250																					
Sean Bergman, R (9, 1) ERA: 4.7	0.0 4 3 2 0 0 0 0 0 0 0 0 8 16 ∞ ∞																					
Dario Veras, R (9, 1) ERA: 2.08	0.1 1 0 0 0 0 0 0 0 0 0 0 3 3 0.00 0.000																					

New York Mets @ San Diego Padres
Estadio de Beisbol Monterrey, Monterrey, MX

Fri Aug 16 1996, 10:05 PM EDT
 Att. 23,699 - Unknown - 85 F

livebaseballscorecards.com

AB	37
R	10
H	13
RBI	8
BB	6
SO	6
LOB	15



Batter	1	2	3	4	5	6	7	8	9	AB R H RBI BB SO LOB
Tony Gwynn, L (1, 9) OBP: 0.388, SLG: 0.441 Chris Gwynn, L (7, 9) OBP: 0.289, SLG: 0.260	4-2 FC4-6 BB		1-1 2B 1B	3-2 P3		2-2 BB HR 1B	2-2 G6-3			3 2 2 0 1 0 0 1 0 0 0 0 0 0
Wally Joyner, L (1, 3) OBP: 0.400, SLG: 0.434 Scott Livingstone, L (7, 3) OBP: 0.323, SLG: 0.371	1-1 FC4-6 1-2f HR		4-1 2B 1-2 2B BB		3-2 HR 1B	4-2 BB 1-2 HR BB	1-1 BB 1B			2 4 1 0 2 0 1 1 0 1 0 0 0 0
Steve Finley, L (1, 8) OBP: 0.352, SLG: 0.519 Rickey Henderson, R (7, PH) OBP: 0.416, SLG: 0.348	1-0 1-H HR		3-2 1-3 2-H 2B		0-1 E6 1-2 HR	3-3 K	4-2 1-2 BB			4 3 2 3 0 1 3 0 0 0 0 1 0 0
Ken Caminiti, S (1, 5) OBP: 0.378, SLG: 0.550 Archi Cianfrocco, R (7, 5) OBP: 0.318, SLG: 0.424	1-3 K		3-2 G4-3		2-2 1-H 2-H HR	4-0 HR BB	1-3 K			3 2 1 3 1 1 2 1 0 0 0 0 1 2
Greg Vaughn, R (1, 7) OBP: 0.374, SLG: 0.555	0-0 F9		1-2 K		2-3 K	1-0 1-H 2-H 3-H HR	3-1 G5-3			5 1 1 4 0 2 4
John Flaherty, R (1, 2) OBP: 0.330, SLG: 0.486 Brian Johnson, R (7, 2) OBP: 0.302, SLG: 0.455		3-2 F7	0-0 2-H 3-H 2B		2-0 HR	2-1 E 1B		1-3 K		4 2 3 3 0 0 0 1 0 0 0 0 1 0
Craig Shipley, R (1, 4) OBP: 0.358, SLG: 0.476		1-1 2B	0-0 L9		0-0 1B	0-0 F8		1-1 L9		5 0 2 0 0 0 2
Chris Gomez, R (1, 6) OBP: 0.353, SLG: 0.335		2-2 P6		1-0 F8	1-0 F8	3-2 E9 1-H 2B		1-1 L3		5 1 1 1 0 0 2
Fernando Valenzuela, L (1, 1) OBP: 0.157, SLG: 0.176 Dustin Hermanson, R (7, 1) Sean Bergman, R (9, 1) OBP: 0.100, SLG: 0.200 Dario Veras, R (9, 1)		2-2 F8		1-3 K	1-0 G4-3	0-3 K				4 0 0 0 0 2 2 0

Inning Stats	R: 2 E: 0 K: 1 S: 9	H: 1 LOB: 0 BB: 1 P: 16	R: 0 E: 0 K: 0 S: 16	H: 1 LOB: 1 BB: 0 P: 24	R: 3 E: 0 K: 1 S: 15	H: 3 LOB: 1 BB: 1 P: 27	R: 0 E: 0 K: 1 S: 7	H: 0 LOB: 0 BB: 0 P: 12	R: 4 E: 1 K: 1 S: 15	H: 4 LOB: 1 BB: 0 P: 26	R: 6 E: 1 K: 2 S: 21	H: 4 LOB: 0 BB: 2 P: 40	R: 0 E: 0 K: 1 S: 13	H: 1 LOB: 2 BB: 1 P: 24	R: 0 E: 0 K: 1 S: 7	H: 0 LOB: 0 BB: 0 P: 10
--------------	------------------------------	----------------------------------	-------------------------------	----------------------------------	-------------------------------	----------------------------------	------------------------------	----------------------------------	-------------------------------	----------------------------------	-------------------------------	----------------------------------	-------------------------------	----------------------------------	------------------------------	----------------------------------

PITCHER	IP	WLS	BF	H	R	ER	SO	BB	IBB	HBP	BLK	WP	HR	S	P	ERA	WHIP
Robert Person, R (1, 1) ERA: 4.03	4.1	L	24	8	9	8	4	2	0	0	0	0	3	59	100	16.61	2.308
Derek Wallace, R (5, 1) ERA: 22.5	1.0		9	4	5	5	1	2	0	0	0	0	1	15	33	45.00	6.000
Jerry Dipoto, R (6, 1) ERA: 4.55	1.2		8	2	1	0	2	1	0	0	0	0	0	22	36	0.00	1.800
Paul Byrd, R (8, 1) ERA: 3.78	1.0		3	0	0	0	1	0	0	0	0	0	0	7	10	0.00	0.000

BOTTOM

New York Mets @ San Diego Padres

Estadio de Beisbol Monterrey, Monterrey, MX

Fri Aug 16 1996, 10:05 PM EDT
Att: 23,699 - Unknown - 85 F

AB	39
R	15
H	14
RBI	14
BB	5
SO	8
LOB	18



WP: 0 PA: 44
PB: 0
SB: 0
CS: 0

ERA WHIP

Batter	1	2	3	4	5	6	7	8	9	AB R H RBI BB SO LOB	TOP											
Lance Johnson, L (1, 8) OBP: 0.343, SLG: 0.450	0-0 F7		0-2 S 2B 1B	4-1 S BB		0-2 G1-3			3-2 SH3-4 1B	4 2 2 0 1 0 0												
Alvaro Espinoza, R (1, 5) OBP: 0.309, SLG: 0.425	0-1 G6-3		0-1 SAFE P6	0-3 K		1-1 G1-6-3			1-1 SH3-4	4 0 0 0 0 1 2												
Bernard Gilkey, R (1, 7) OBP: 0.382, SLG: 0.561	2-3 K		0-2 1B 2B	0-0 F8		2-1 G6-3			0-1 BB S FC4-6 1B	5 2 2 2 0 1 1												
Todd Hundley, S (1, 2) OBP: 0.355, SLG: 0.586		1-2 1B 2B	2-0 2B 1B	1-1 G1			1-2 G3-1		4-0 FC4-6 BB IBB	4 2 2 1 1 0 1												
Carlos Baerga, S (1, 3) OBP: 0.303, SLG: 0.394		3-2 P5	1-0 1B 1B 2B		1-0 G4-3		1-1 G4-3		4-0 FC4-6 BB	4 1 1 1 1 0 1												
Tim Bogar, R (9, PR) OBP: 0.241, SLG: 0.229			1-H 1B 2B						1-2 2-3 BB	0 0 0 0 0 0 0												
Andy Tomberlin, L (1, 9) OBP: 0.442, SLG: 0.684		4-0 FC5-4 1B BB	0-2 1B		0-0 1B		0-2 G4-3		2-2 FC4-6	3 0 2 0 1 0 0												
Chris Jones, R (7, 9) OBP: 0.306, SLG: 0.400			2-3 1B						1-2 2-3 3-H	1 0 0 1 0 0 2												
Edgardo Alfonzo, R (1, 4) OBP: 0.286, SLG: 0.316		2-1 FC5-4 1B	0-1 P4		1-1 SAFE 1B		1-1 SAFE 1B		2-1 L9	5 0 2 1 0 0 4												
Rey Ordonez, R (1, 6) OBP: 0.296, SLG: 0.305		1-0 FC5-4	0-0 1B		1-3 K			1-1 G6-3		4 0 1 1 0 1 4												
Mark Clark, R (1, 1) OBP: 0.052, SLG: 0.070		0-0 L7	0-3 K		2-2 F8			1-1 G6-3		3 0 0 0 0 1 6												
Dave Micki, R (6, 1) OBP: 0.200, SLG: 0.111										0 0 0 0 0 0 0												
Carl Everett, S (8, PH) OBP: 0.341, SLG: 0.345										1 0 0 0 0 0 0												
Doug Henry, R (8, 1)										0 0 0 0 0 0 0												
Inning Stats	R: 0 E: 0 K: 1 S: 6	H: 0 LOB: 0 BB: 0 P: 8	R: 1 E: 0 K: 0 S: 11	H: 2 LOB: 2 BB: 1 P: 22	R: 4 E: 0 K: 1 S: 20	H: 6 LOB: 2 BB: 0 P: 23	R: 0 E: 0 K: 1 S: 7	H: 0 LOB: 1 BB: 1 P: 12	R: 0 E: 0 K: 1 S: 10	H: 2 LOB: 2 BB: 0 P: 15	R: 0 E: 0 K: 0 S: 7	H: 0 LOB: 0 BB: 0 P: 10	R: 0 E: 0 K: 0 S: 9	H: 0 LOB: 0 BB: 0 P: 11	R: 0 E: 0 K: 0 S: 6	H: 0 LOB: 0 BB: 0 P: 9	R: 2 E: 0 K: 0 S: 16	H: 2 LOB: 2 BB: 2 P: 32	1B: 9 2B: 3 3B: 0 HR: 0	SF: 0 SAC: 1 DP: 0 HBP: 0	WP: 0 PB: 0 SB: 3 CS: 0	PA: 43
PITCHER	IP WLS BF H R ER SO BB IBB HBP BLK WP HR S P ERA WHIP																					
Tim Worrell, R (1, 1) ERA: 2.91	5.0 L 27 10 5 5 4 2 0 0 0 0 0 0 54 80 9.00 2.400																					
Sean Bergman, R (6, 1) ERA: 4.65	1.0 3 0 0 0 0 0 0 0 0 0 0 0 7 10 0.00 0.000																					
Willie Blair, R (7, 1) ERA: 4.65	2.0 6 0 0 0 0 0 0 0 0 0 0 0 15 20 0.00 0.000																					
Doug Bochtler, R (9, 1) ERA: 3.76	1.0 7 2 2 2 0 1 1 0 0 0 0 0 16 32 18.00 3.000																					

New York Mets @ San Diego Padres
Estadio de Beisbol Monterrey, Monterrey, MX

Sat Aug 17 1996, 10:05 PM EDT
Att. 20,873 - Unknown - 90 F

AB	38
R	7
H	12
RBI	7
BB	4
SO	4
LOB	21



WP: 0	PA: 43
-------	--------

BOTTOM

New York Mets @ San Diego Padres
Estadio de Beisbol Monterrey, Monterrey, MX

Sat Aug 17 1996, 10:05 PM EDT
Att: 20,873 - Unknown - 90 F

livebaseballscorecards.com

AB	38
R	3
H	12
RBI	3
BB	4
SO	5
LOB	28



WP:	0	PA:	42
PB:	0	SB:	1
CS:	0		

AB R H RBI BB SO LOB

5	0	3	2	0	1	3
4	0	0	0	1	1	5
4	0	1	0	1	0	2
4	0	2	0	1	0	2
5	0	0	0	0	1	8
5	1	2	0	0	1	1
4	0	1	0	0	0	2
4	1	2	0	0	0	3
1	0	0	0	0	1	1
1	1	1	0	0	0	0
0	0	0	0	0	0	0
1	0	0	1	0	0	1
0	0	0	0	0	0	0
0	0	0	0	1	0	0
0	0	0	0	0	0	0

1B:	9	SF:	0
2B:	3	SAC:	0
3B:	0	DP:	2
HR:	0	HBP:	0

WP:	0	PA:	42
PB:	0	SB:	1
CS:	0		

Batter	1	2	3	4	5	6	7	8	9
Tony Gwynn, L OBP: 0.392, SLG: 0.450 (1, 9)	3-1 G6-3		1-1 1B 2B		2-2 SAFE 1-H 1B	0-0 3-H 2B		1-3 K	
Wally Joyner, L OBP: 0.397, SLG: 0.428 (1, 3)	2-3 K		2-0 F7		4-2 1-2 BB	2-2 G5-3		0-0 F7	
Steve Finley, L OBP: 0.353, SLG: 0.517 (1, 8)	4-1 1B BB		0-2 BB 1B		0-0 F9		1-0 F8		3-1 P6
Ken Caminiti, S OBP: 0.381, SLG: 0.549 (1, 5)	2-2 FC6-4 1-3 1B		4-0 1-2 BB		1-1 F4		2-2 G3		2-2 BLK 1B
Greg Vaughn, R OBP: 0.370, SLG: 0.548 (1, 7)	1-2 FC6-4 1-2f		0-0 G6-4-3 1-2f		3-2 F8		3-2 L9		0-3 K 1-2
John Flaherty, R OBP: 0.331, SLG: 0.485 (1, 2)		0-3 K		0-1 FC5-4 1B		0-0 E5 2B G4-3		1-2 FC3-5 1B 1B	1-1 P4
Craig Shipley, R OBP: 0.352, SLG: 0.463 (1, 4)		2-2 F9		2-1 FC5-4 1-2f G6-4-3		2-1 F8		2-0 BB FC3-5 1B	
Chris Gomez, R OBP: 0.355, SLG: 0.341 (1, 6)		0-0 1B		1-1 G6-4-3 1-2f		0-0 G4-3 1-3 2B		1-0 FC3-5 BB	
Tim Worrell, R OBP: 0.111, SLG: 0.059 (5, PH)		3-3 K			3-1 S 1B		0-0 G4-3		4-0 BB
Rickey Henderson, R OBP: 0.417, SLG: 0.349 (6, PH)									
Sean Bergman, R OBP: 0.100, SLG: 0.200 (6, PH)									
Chris Gwynn, L OBP: 0.299, SLG: 0.257 (7, 1)									
Willie Blair, R OBP: 0.327, SLG: 0.371 (8, PH)									
Doug Bochtler, R (9, 1)									

Inning Stats	R: 0	H: 1	E: 0	LOB: 2	K: 1	P: 24	R: 0	H: 1	E: 0	LOB: 1	K: 2	P: 16	R: 0	H: 2	E: 0	LOB: 2	K: 0	BB: 1	P: 14	R: 0	H: 1	E: 0	LOB: 0	K: 0	BB: 0	P: 9	R: 1	H: 2	E: 0	LOB: 2	K: 0	BB: 1	P: 28	R: 2	H: 2	E: 1	LOB: 1	K: 0	BB: 0	P: 14	R: 0	H: 0	E: 0	LOB: 0	K: 0	BB: 0	P: 13	R: 0	H: 2	E: 0	LOB: 3	K: 1	BB: 1	P: 18	R: 0	H: 1	E: 0	LOB: 1	K: 1	BB: 0	P: 16
--------------	------	------	------	--------	------	-------	------	------	------	--------	------	-------	------	------	------	--------	------	-------	-------	------	------	------	--------	------	-------	------	------	------	------	--------	------	-------	-------	------	------	------	--------	------	-------	-------	------	------	------	--------	------	-------	-------	------	------	------	--------	------	-------	-------	------	------	------	--------	------	-------	-------

PITCHER	IP	WLS	BF	H	R	ER	SO	BB	IBB	HBP	BLK	WP	HR	S	P	ERA	WHIP
Mark Clark, R ERA: 3.45 (1, 1)	5.2	W	28	9	3	1	3	3	0	0	0	0	0	57	99	1.59	2.118
Dave Micki, R ERA: 3.07 (6, 1)	1.1		4	0	0	0	0	0	0	0	0	0	0	11	19	0.00	0.000
Doug Henry, R ERA: 3.88 (8, 1)	2.0	S	10	3	0	0	2	1	0	0	1	0	0	19	34	0.00	2.000

Batter	1	2	3	4	5	6	7	8	9	AB R H RBI BB SO LOB	TOP
Lance Johnson, L (1, 8) OBP: 0.342, SLG: 0.448	2-2 G4-3		0-0 G6-3		0-0 PB G5-3 1B		0-3 K			4 0 1 0 0 1 0	
Alvaro Espinoza, R (1, 5) OBP: 0.308, SLG: 0.421	0-3 K		3-2 1B		0-1 G5-3			3-1 F7		4 0 1 0 0 1 1	
Bernard Gilkey, R (1, 7) OBP: 0.379, SLG: 0.556	0-3 K		1-3 K		0-3 K			2-3 K		4 0 0 0 0 4 2	
Carlos Baerga, S (1, 3) OBP: 0.300, SLG: 0.391		2-2 L8		1-0 G4-3	2-2 G3			2-0 F8		4 0 0 0 0 0 1	
Andy Tomberlin, L (1, 9) OBP: 0.426, SLG: 0.634		2-3 K		2-3 K		1-0 G6-3		4-1 FC1-6 BB		3 0 0 0 1 2 0	
Brent Mayne, L (1, 2) OBP: 0.379, SLG: 0.412		2-2 1B 1B		4-1 1B 1B BB		2-1 F7		3-2 FC1-6 1B 1-2f		3 0 1 0 1 0 1	
Edgardo Alfonzo, R (1, 4) OBP: 0.289, SLG: 0.319		2-2 1-2 1B		1-1 1-2 1B 1B		2-3 K		1-1 F9		4 0 2 0 0 1 1	
Rey Ordonez, R (1, 6) OBP: 0.298, SLG: 0.307		0-1 G5-3		1-1 1-2 2-3 1B		1-2 G4-3		0-0 1-3 1B		4 0 2 0 0 0 2	
Paul Wilson, R (1, 1) OBP: 0.128, SLG: 0.081			0-3 K		2-3 K		2-2 G3-1		0-3 K	2 0 0 0 0 2 3	
Roberto Petagine, L (7, PH) OBP: 0.200, SLG: 0.162										1 0 0 0 0 0 0	
Paul Byrd, R (7, 1)										0 0 0 0 0 0 0	
Carl Everett, S (9, PH) OBP: 0.339, SLG: 0.342										1 0 0 0 0 1 2	

Inning Stats	R: 0 E: 0 K: 2 S: 11	H: 0 LOB: 0 BB: 0 P: 13	R: 0 E: 0 K: 1 S: 16	H: 2 LOB: 2 BB: 0 P: 24	R: 0 E: 0 K: 2 S: 12	H: 1 LOB: 1 BB: 0 P: 16	R: 0 E: 0 K: 2 S: 12	H: 2 LOB: 3 BB: 1 P: 23	R: 0 E: 0 K: 1 S: 11	H: 1 LOB: 1 BB: 0 P: 13	R: 0 E: 0 K: 1 S: 6	H: 0 LOB: 0 BB: 0 P: 11	R: 0 E: 0 K: 1 S: 9	H: 0 LOB: 0 BB: 0 P: 12	R: 0 E: 0 K: 1 S: 6	H: 0 LOB: 0 BB: 0 P: 13	R: 0 E: 0 K: 1 S: 10	H: 1 LOB: 2 BB: 1 P: 18	1B: 7 2B: 0 3B: 0 HR: 0	SF: 0 SAC: 0 DP: 0 HBP: 0	WP: 0 PB: 1 SB: 0 CS: 0	PA: 36
--------------	-------------------------------	----------------------------------	-------------------------------	----------------------------------	-------------------------------	----------------------------------	-------------------------------	----------------------------------	-------------------------------	----------------------------------	------------------------------	----------------------------------	------------------------------	----------------------------------	------------------------------	----------------------------------	-------------------------------	----------------------------------	----------------------------------	------------------------------------	----------------------------------	--------

PITCHER	IP	WLS	BF	H	R	ER	SO	BB	IBB	HBP	BLK	WP	HR	S	P	ERA	WHIP
Joey Hamilton, R (1, 1) ERA: 4.36	7.0	W	28	6	0	0	10	1	0	0	0	0	0	77	112	0.00	1.000
Dario Veras, R (8, 1) ERA: 1.86	1.0		3	0	0	0	1	0	0	0	0	0	0	6	13	0.00	0.000
Trevor Hoffman, R (9, 1) ERA: 2.07	1.0		5	1	0	0	1	1	0	0	0	0	0	10	18	0.00	2.000

New York Mets @ San Diego Padres
Estadio de Beisbol Monterrey, Monterrey, MX

Sun Aug 18 1996, 4:33 AM EDT
Att. 22,810 - Sunny - 92 F

livebaseballscorecards.com

AB	34
R	0
H	7
RBI	0
BB	2
SO	12
LOB	13



Batter	1	2	3	4	5	6	7	8	9
Rickey Henderson, R (1, 7) OBP: 0.418, SLG: 0.351	2-1 G5-3		1-2 SH1-3 HR 1B	2-0 L9			2-2 1B WP FC4-6 1B		
Tony Gwynn, L (1, 9) OBP: 0.391, SLG: 0.449	1-0 G3		0-0 SH1-3		3-1 G3		1 SAFE 2-1 1-3 FC4-6 1B		
Steve Finley, L (1, 8) OBP: 0.352, SLG: 0.516	3-2 F7		1-0 G3		1-0 2B S		1-2 FC4-6 FC6-4 1-2f 3-H		
Ken Caminiti, S (1, 5) OBP: 0.382, SLG: 0.564		2-1 HR	1-1 HR		2-3 K		0-1 FC6-4 1-2f		
Jody Reed, R (6, 4) OBP: 0.314, SLG: 0.275									
Wally Joyner, L (1, 3) OBP: 0.398, SLG: 0.430		1-3 K	4-2 BB		2-1 2B 3-H		1-2 G4-3		
Craig Shipley, R (1, 4) OBP: 0.347, SLG: 0.451		0-2 1B S	1-0 L8		1-0 G4-3			1-3 K	
Brian Johnson, R (1, 2) OBP: 0.301, SLG: 0.467		2-1 G5-3		1-3 K		0-1 P6		2-1 HR	
Chris Gomez, R (1, 6) OBP: 0.354, SLG: 0.340		0-1 1B 2-H		2-2 L7		0-0 G6-3		2-1 F9	
Joey Hamilton, R (1, 1) OBP: 0.196, SLG: 0.259			1-0 SH1-3 HR 1B		0-2 HR		0-0 F8		
Dario Veras, R (8, 1) OBP: 0.325, SLG: 0.368									
Scott Livingstone, L (8, PH) OBP: 0.325, SLG: 0.368									
Trevor Hoffman, R (9, 1) OBP: 0.325, SLG: 0.368									

Inning Stats	R: 0	H: 0	E: 0	K: 0	S: 6	LOB: 0	BB: 0	P: 12	R: 1	H: 3	E: 0	K: 1	S: 14	LOB: 2	BB: 0	P: 19	R: 3	H: 3	E: 0	K: 0	S: 13	LOB: 1	BB: 1	P: 22	R: 1	H: 1	E: 0	K: 1	S: 11	LOB: 0	BB: 0	P: 16	R: 1	H: 2	E: 0	K: 1	S: 9	LOB: 1	BB: 0	P: 18	R: 0	H: 0	E: 0	K: 0	S: 4	LOB: 0	BB: 0	P: 4	R: 1	H: 2	E: 1	K: 0	S: 13	LOB: 1	BB: 0	P: 19	R: 1	H: 1	E: 0	K: 2	S: 10	LOB: 0	BB: 0	P: 15
1B: 6	SF: 0	2B: 2	SAC: 1	3B: 0	DP: 0	HR: 4	HBP: 0	WP: 1	PA: 36	PB: 0	SB: 2	CS: 0																																																				

PITCHER	IP	WLS	BF	H	R	ER	SO	BB	IBB	HBP	BLK	WP	HR	S	P	ERA	WHIP
Paul Wilson, R (1, 1) ERA: 6.47	6.0	L	27	9	6	6	3	1	0	0	0	0	3	57	91	9.00	1.667
Paul Byrd, R (7, 1) ERA: 4.08	2.0		9	3	2	2	2	0	0	0	0	1	1	23	34	9.00	1.500

BOTTOM

New York Mets @ San Diego Padres
Estadio de Beisbol Monterrey, Monterrey, MX

Sun Aug 18 1996, 4:33 AM EDT
Att: 22,810 - Sunny - 92 F

AB	34
R	8
H	12
RBI	8
BB	1
SO	5
LOB	9



Batter	1	2	3	4	5	6	7	8	9	AB R H RBI BB SO LOB	TOP											
Mark Grudzianek, R OBP: 0.340, SLG: 0.408 (1, 6)	1-3 K		0-0 G6-3			0-3 K		0-3 K2-3		4 0 0 0 0 3 0												
Mike Lansing, R OBP: 0.360, SLG: 0.440 (1, 4)	1-1 G1-3			1-0 E5		0-2 F8		2-3 K		4 0 0 0 0 1 0												
David Segui, S OBP: 0.344, SLG: 0.416 (1, 3)	2-3 K			0-0 G5-3			0-0 G6-3		2-1 1B 1B	4 1 1 0 0 1 1												
Moises Alou, R OBP: 0.345, SLG: 0.465 (1, 9)		2-3 K		1-2 G5-3			0-1 P6		1-0 1B 1B	4 0 1 0 0 1 1												
Darrin Fletcher, L OBP: 0.333, SLG: 0.455 (1, 2)		4-2 FC5-4 BB		3-2 F8			2-2 1B		1-2 L9	3 0 1 0 1 0 3												
Cliff Floyd, L OBP: 0.330, SLG: 0.425 (1, 7)		1-1 FC5-4		2-2 G4-3			1-3 K		2-3 K	3 0 0 0 0 1 2												
Jeff Juden, R (7, 1)										0 0 0 0 0 0 0												
Sherman Obando, R OBP: 0.331, SLG: 0.431 (9, PH)		1-2 1-2f								1 0 0 0 0 1 2												
Rondell White, R OBP: 0.358, SLG: 0.468 (1, 8)		0-0 F8		0-0 P6					0-2 1B WP	4 1 2 1 0 0 1												
Dave Silvestri, R OBP: 0.362, SLG: 0.280 (1, 5)			0-0 P3		0-0 F7				3-3 K	4 1 1 2 0 1 2												
Pedro Martinez, R OBP: 0.192, SLG: 0.146 (1, 1)			1-1 F7				2-1 G3			0 0 0 0 0 0 0												
Barry Manuel, R (2, 1)										2 0 0 0 0 0 0												
F.P. Santangelo, S OBP: 0.378, SLG: 0.421 (7, 7)										1 0 0 0 0 1 0												
Inning Stats	R: 0 E: 0 K: 2 S: 8	H: 0 LOB: 0 BB: 0 P: 12	R: 0 E: 0 K: 1 S: 9	H: 0 LOB: 1 BB: 1 P: 16	R: 0 E: 0 K: 0 S: 4	H: 0 LOB: 0 BB: 0 P: 5	R: 0 E: 1 K: 0 S: 8	H: 0 LOB: 1 BB: 0 P: 13	R: 0 E: 0 K: 0 S: 6	H: 0 LOB: 0 BB: 0 P: 8	R: 0 E: 0 K: 1 S: 8	H: 1 LOB: 1 BB: 0 P: 10	R: 0 E: 0 K: 1 S: 9	H: 1 LOB: 1 BB: 0 P: 12	R: 2 E: 0 K: 3 S: 16	H: 2 LOB: 0 BB: 0 P: 21	R: 1 E: 0 K: 2 S: 16	H: 3 LOB: 2 BB: 0 P: 25	1B: 5 2B: 0 3B: 0 HR: 1	SF: 0 SAC: 0 DP: 0 HBP: 0	WP: 1 PB: 0 SB: 0 CS: 0	PA: 35
PITCHER	IP WLS BF H R ER SO BB IBB HBP BLK WP HR S P ERA WHIP																					
Scott Sanders, R ERA: 3.69 (1, 1)	8.0 W 29 3 2 2 8 1 0 0 0 0 0 1 68 97 2.25 0.500																					
Willie Blair, R ERA: 4.73 (9, 1)	0.2 5 3 1 1 1 0 0 0 0 0 0 0 13 19 13.50 4.500																					
Trevor Hoffman, R ERA: 2.06 (9, 1)	0.1 S 1 0 0 0 1 0 0 0 0 0 1 0 3 6 0.00 0.000																					

Montreal Expos @ San Diego Padres
 Jack Murphy Stadium, San Diego, CA
 Mon Aug 19 1996, 10:05 PM EDT
 Att. 33,490 - Unknown - 75 F

AB	34
R	3
H	6
RBI	3
BB	1
SO	10
LOB	12



Batter	1	2	3	4	5	6	7	8	9
Rickey Henderson, R (1, 7) OBP: 0.417, SLG: 0.352	3-2 BB 1B HR 1B	2-2 2B 1B 1B		1-2 G6-3		1-0 G5-3		2-2 FC6-4 1-2f	
Tony Gwynn, L (1, 9) OBP: 0.388, SLG: 0.445	0-2 BB HR 1B	1-1 SAFE L8 1-2		2-1 F7			1-1 G4-3	0-0 G4-3	
Steve Finley, L (1, 8) OBP: 0.353, SLG: 0.517	4-1 SAFE HR 1-2 2-3 BB	1-2 SAFE 1B 2-3 2B		2-3 K			1-2 E5 1B		
Ken Caminiti, S (1, 5) OBP: 0.383, SLG: 0.571	1-1 HR 1-1 2B 1B	1-1 2B 1B		0-0 L7			2-3 K		
Wally Joyner, L (1, 3) OBP: 0.399, SLG: 0.433	0-1 F7 1-0 P6	1-0 P6		0-0 G4-3 2B			4-2 1B BB		
John Flaherty, R (1, 2) OBP: 0.333, SLG: 0.488	3-2 P3 1-1 2B	0-1 2B		0-1 G4-3			0-0 1-2 2-H 1B		
Craig Shipley, R (1, 4) OBP: 0.342, SLG: 0.440	0-1 1B 1B		2-3 K		0-1 G6-3		2-3 K		
Chris Gomez, R (1, 6) OBP: 0.353, SLG: 0.338	0-0 1-2 1B		0-1 P4			1-3 K		0-0 G5-3	
Scott Sanders, R (1, 1) OBP: 0.182, SLG: 0.238 Scott Livingstone, L (8, PH) OBP: 0.329, SLG: 0.373 Willie Blair, R (9, 1) Trevor Hoffman, R (9, 1)	0-0 G6-3		3-1 G4-3			0-2 F9		0-0 FC6-4 1B	

Inning Stats	R: 4 E: 0 K: 0 S: 19	H: 5 LOB: 2 BB: 1 P: 30	R: 2 E: 0 K: 0 S: 13	H: 4 LOB: 2 BB: 0 P: 19	R: 0 E: 0 K: 1 S: 7	H: 0 LOB: 0 BB: 0 P: 12	R: 0 E: 0 K: 1 S: 8	H: 0 LOB: 0 BB: 0 P: 13	R: 0 E: 0 K: 0 S: 6	H: 1 LOB: 1 BB: 0 P: 6	R: 0 E: 0 K: 1 S: 8	H: 0 LOB: 0 BB: 0 P: 10	R: 1 E: 1 K: 2 S: 18	H: 1 LOB: 2 BB: 1 P: 28	R: 0 E: 0 K: 0 S: 6	H: 1 LOB: 1 BB: 0 P: 8
--------------	-------------------------------	----------------------------------	-------------------------------	----------------------------------	------------------------------	----------------------------------	------------------------------	----------------------------------	------------------------------	---------------------------------	------------------------------	----------------------------------	-------------------------------	----------------------------------	------------------------------	---------------------------------

PITCHER	IP	WLS	BF	H	R	ER	SO	BB	IBB	HBP	BLK	WP	HR	S	P	ERA	WHIP
Pedro Martinez, R ERA: 4.36	1.1	L	13	8	6	6	0	1	0	0	0	0	1	29	45	40.50	6.750
Barry Manuel, R ERA: 3.27	4.2		15	2	0	0	3	0	0	0	0	0	0	32	45	0.00	0.429
Jeff Juden, R ERA: 4.07	2.0		10	2	1	0	2	1	0	0	0	0	0	24	36	0.00	1.500

AB R H RBI BB SO LOB

5	2	2	0	0	0	1
5	1	1	0	0	0	2
3	3	1	0	1	1	0
4	1	2	6	0	1	1
3	0	1	0	1	0	1
4	0	2	1	0	0	1
4	0	1	0	0	2	3
4	0	1	0	0	1	0
3	0	0	0	0	0	2
1	0	1	0	0	0	0
0	0	0	0	0	0	0
0	0	0	0	0	0	0


1B: 8	SF: 0	WP: 0	PA: 38
2B: 3	SAC: 0	PB: 0	
3B: 0	DP: 0	SB: 1	
HR: 1	HBP: 0	CS: 0	

Montreal Expos @ San Diego Padres
Jack Murphy Stadium, San Diego, CA
 Mon Aug 19 1996, 10:05 PM EDT
 Att: 33,490 - Unknown - 75 F

livebaseballscorecards.com

AB	36
R	7
H	12
RBI	7
BB	2
SO	5
LOB	11



Batter	1	2	3	4	5	6	7	8	9	AB R H RBI BB SO LOB	TOP											
Mark Grudzianek, R OBP: 0.338, SLG: 0.405 (1, 6) C B X	1-2 G1-3 ①		2-2 G6-3 ③			0-1 F9 ③		2-3 K ③		4 0 0 0 0 1 3	Montreal Expos @ San Diego Padres Jack Murphy Stadium, San Diego, CA Tue Aug 20 1996, 10:05 PM EDT Att. 18,426 - Unknown - 75 F livebaseballscorecards.com AB 29 R 0 H 3 RBI 0 BB 2 SO 5 LOB 5 											
Mike Lansing, R OBP: 0.358, SLG: 0.437 (1, 4) C X	0-1 G4-3 ②			1-3 K ①			0-1 G5-3 ①		0-1 G5-3 ①	4 0 0 0 0 1 0												
David Segui, S OBP: 0.343, SLG: 0.414 (1, 3) C B C B X	2-2 FC5-4 1B			0-2 G4-3 ②			1-0 G6-3 ②		2-3 K ②	4 0 1 0 0 1 0												
Moises Alou, R OBP: 0.342, SLG: 0.461 (1, 9) X	0-0 FC5-4 ③ 1-2f			0-1 G1-3 ③			1-3 K ③		0-1 G4-3 ③	4 0 0 0 0 1 1												
Darrin Fletcher, L OBP: 0.333, SLG: 0.454 (1, 2) C X		0-1 L5-3 1B			0-0 F9 ①			3-1 F7 ①		3 0 1 0 0 0 0												
Henry Rodriguez, L OBP: 0.321, SLG: 0.565 (1, 7) X		0-0 L5-3 ① ② 1-1			0-0 G6-3 ②			0-0 G4-3 ②		3 0 0 0 0 0 1												
Rondell White, R OBP: 0.358, SLG: 0.466 (1, 8) C B C B X		1-2 F9 ③			3-3 K ③			0-2 BB S 1B		3 0 1 0 0 1 0												
Dave Silvestri, R OBP: 0.358, SLG: 0.276 F.P. Santangelo, S OBP: 0.380, SLG: 0.421 (8, 5) (8, 5)			1-1 B5-3 ①			1-2 G5-3 ①		1 SAFE 4-1 BB BB		2 0 0 0 0 0 0 0 0 0 0 1 0 0												
Rheal Cormier, L OBP: 0.205, SLG: 0.214 Cliff Floyd, L OBP: 0.333, SLG: 0.425 Omar Daal, L Mel Rojas, R OBP: 0.429, SLG: 0.571 (1, 1) (8, PH) (8, 1) (8, 1)			1-0 F7 ②			0-0 G3 ②		4-2 BB BB		2 0 0 0 0 0 0 0 0 0 0 1 0 0 0 0 0 0 0 0 0 0 0 0 0 0 0 0												
Inning Stats	R: 0 E: 0 K: 0 S: 9	H: 1 LOB: 1 BB: 0 P: 12	R: 0 E: 0 K: 0 S: 7	H: 1 LOB: 0 BB: 0 P: 8	R: 0 E: 0 K: 0 S: 7	H: 0 LOB: 0 BB: 0 P: 11	R: 0 E: 0 K: 1 S: 11	H: 0 LOB: 0 BB: 0 P: 12	R: 0 E: 0 K: 1 S: 8	H: 0 LOB: 0 BB: 0 P: 11		R: 0 E: 0 K: 0 S: 7	H: 0 LOB: 0 BB: 0 P: 8	R: 0 E: 0 K: 1 S: 7	H: 0 LOB: 0 BB: 0 P: 9	R: 0 E: 0 K: 1 S: 15	H: 1 LOB: 3 BB: 2 P: 28	R: 0 E: 0 K: 1 S: 7	H: 0 LOB: 0 BB: 0 P: 9	1B: 3 2B: 1 3B: 0 HR: 0	SF: 0 SAC: 0 DP: 1 HBP: 0	WP: 0 PB: 0 SB: 1 CS: 0
PITCHER	IP WLS BF H R ER SO BB IBB HBP BLK WP HR S P ERA WHIP																					
Bob Tewksbury, R ERA: 4.01 (1, 1)	7.2 W 26 3 0 0 3 1 0 0 0 0 0 0 63 85 0.00 0.522																					
Doug Bochtler, R ERA: 3.74 (8, 1)	0.1 2 0 0 0 1 1 0 0 0 0 0 0 8 14 0.00 3.000																					
Trevor Hoffman, R ERA: 2.03 (9, 1)	1.0 S 3 0 0 0 1 0 0 0 0 0 0 0 7 9 0.00 0.000																					

Batter	1	2	3	4	5	6	7	8	9
Rickey Henderson, R (1, 8) Steve Finley, L (9, 8) OBP: 0.416, SLG: 0.349 OBP: 0.353, SLG: 0.517	2-1 L4		2-2 G1-3		0-3 K			4-2 2B BB	
Tony Gwynn, L (1, 9) OBP: 0.390, SLG: 0.449	1-0 G5-3 1B		1-1 G4-3		0-0 G3			0-1 1B 2B	
Ken Caminiti, S (1, 5) OBP: 0.380, SLG: 0.566	0-0 G5-3		1-3 K			2-2 G5-3		1-3 K	
Greg Vaughn, R (1, 7) OBP: 0.373, SLG: 0.558	4-0 BB			3-2 G1-3 2B		3-0 HR		2-3 K	
John Flaherty, R (1, 2) OBP: 0.332, SLG: 0.485	3-2 P4			1-3 K		0-0 F8		2-2 1B	
Wally Joyner, L (1, 3) OBP: 0.398, SLG: 0.430		0-1 F7		1-1 G1-3		0-1 CS 1B		0-0 F8	
Craig Shipley, R (1, 4) OBP: 0.329, SLG: 0.423		0-2 G1-3		1-2 G6-3		1-2 CS 1B	1-3 K		
Chris Gomez, R (1, 6) OBP: 0.355, SLG: 0.341		2-1 1B			1-1 SH2-3 1B		1-0 G6-3		
Bob Tewksbury, R (1, 1) Doug Bochler, R (8, 1) Trevor Hoffman, R (9, 1)		0-3 K			0-0 SH2-3		1-3 K		

AB	R	H	RBI	BB	SO	LOB
3	1	0	0	1	1	1
0	0	0	0	0	0	0
4	1	2	1	0	0	1
4	0	0	0	0	2	2
3	1	2	1	1	1	1
4	0	1	1	0	1	3
4	0	1	0	0	0	2
3	0	0	0	0	1	1
3	0	2	0	0	0	0
2	0	0	0	0	2	1
0	0	0	0	0	0	0
0	0	0	0	0	0	0

Montreal Expos @ San Diego Padres
Jack Murphy Stadium, San Diego, CA
 Tue Aug 20 1996, 10:05 PM EDT
 Att: 18,426 - Unknown - 75 F

AB	30
R	3
H	8
RBI	3
BB	2
SO	8
LOB	12



1B: 5	SF: 0
2B: 2	SAC: 1
3B: 0	DP: 0
HR: 1	HBP: 0

WP: 0	PA: 34
PB: 0	
SB: 1	
CS: 1	

Inning Stats	R	H	E	K	S	R	H	E	K	S	R	H	E	K	S	R	H	E	K	S
R: 0 E: 0 K: 0 S: 7	H: 1 LOB: 2 BB: 1 P: 17	R: 0 E: 0 K: 1 S: 10	H: 1 LOB: 1 BB: 0 P: 12	R: 0 E: 0 K: 1 S: 8	H: 0 LOB: 0 BB: 0 P: 12	R: 0 E: 0 K: 1 S: 11	H: 1 LOB: 1 BB: 0 P: 17	R: 0 E: 0 K: 1 S: 7	H: 1 LOB: 1 BB: 0 P: 8	R: 1 E: 0 K: 0 S: 9	H: 2 LOB: 0 BB: 0 P: 15	R: 0 E: 0 K: 2 S: 7	H: 0 LOB: 0 BB: 0 P: 10	R: 2 E: 0 K: 2 S: 14	H: 2 LOB: 1 BB: 1 P: 23					

PITCHER	IP	WLS	BF	H	R	ER	SO	BB	IBB	HBP	BLK	WP	HR	S	P	ERA	WHIP
Rheal Cormier, L (1, 1) ERA: 4.11	7.0	L	27	6	1	1	6	1	0	0	0	0	1	59	91	1.29	1.000
Omar Daal, L (8, 1) ERA: 3.19	0.1		3	1	2	2	1	1	0	0	0	0	0	7	12	54.00	6.000
Mel Rojas, R (8, 1) ERA: 4.0	0.2		3	1	0	0	1	0	0	0	0	0	0	7	11	0.00	1.500

PITCHER	IP	WLS	BF	H	R	ER	SO	BB	IBB	HBP	BLK	WP	HR	S	P	ERA	WHIP

WP: 0	PA: 34
PB: 0	
SB: 1	
CS: 1	

Batter	1	2	3	4	5	6	7	8	9	AB R H RBI BB SO LOB	TOP											
Rondell White, R OBP: 0.351, SLG: 0.457 (1, 8)	1-0 L5		0-0 G6-3		1-3 K			0-3 K		4 0 0 0 0 2 1												
Mike Lansing, R OBP: 0.357, SLG: 0.435 Dave Veres, R OBP: 0.429, SLG: 0.571 (1, 4) (8, 1)	2-2 G6-3		1-0 1B		3-1 F9			0-1 G5-3		4 0 1 0 0 0 0 0 0 0 0 0 0 0												
David Segui, S OBP: 0.342, SLG: 0.410 (1, 3)	4-1 1B BB		1-3 K		2-0 P4			0-0 G5-3		3 0 0 0 1 1 1												
Moises Alou, R OBP: 0.346, SLG: 0.466 (1, 7)	2-2 1-3 1B			0-1 BB 2B		3-2 P4			0-2 1B BB G5-3 1B	4 1 3 0 0 0 0												
Sherman Obando, R OBP: 0.330, SLG: 0.423 (1, 9)	3-1 F7			2-2 K		2-0 F8			4-2 G5-3 1B 1-2 G1-3 BB	3 1 0 0 1 1 3												
Mark Grudzielanek, R OBP: 0.339, SLG: 0.405 (1, 6)		3-2 P4		4-1 BB BB		3-2 L4			0-1 G1-3 G5-3 1-2 2-3 1B	3 0 1 0 1 0 0												
Lenny Webster, R OBP: 0.313, SLG: 0.252 (1, 2)		2-0 P2		1-3 K		0-0 P4			0-0 G5-3	4 0 0 1 0 1 4												
Dave Silvestri, R OBP: 0.356, SLG: 0.270 (1, 5)		1-0 G6-3		4-2 1-2 2-3 BB		2-1 G5-3			0-1 G1-3	3 0 0 1 1 0 1												
Ugueth Urbina, R OBP: 0.133, SLG: 0.103 Mike Dyer, R OBP: 0.632, SLG: 0.422 Cliff Floyd, L OBP: 0.332, SLG: 0.422 Jeff Juden, R OBP: 0.321, SLG: 0.564 Henry Rodriguez, L OBP: 0.321, SLG: 0.564 Omar Daal, L OBP: 0.379, SLG: 0.420 (1, 1) (3, 1) (4, PH) (4, 1) (6, 1) (7, PH) (7, 1) (8, 4)			4-1 G6-3 BB		2-3 K		3-2 F8		0-0 L8	0 0 0 0 0 1 0 0 0 0 0 0 0 0 0 0 1 0 0 0 0 0 1 3 0 0 0 0 0 0 0 0 0 0 0 0 0 0 0 0 1 0 0 0 0 0 0 0 0 0 0 0 0 0 0 0 1 0 0 0 0 0 0 0 1 0 0 0 0 0 0 0 1 0 0 0 0 0 0 0												
Inning Stats	R: 0 E: 0 K: 0 S: 11	H: 1 LOB: 2 BB: 1 P: 23	R: 0 E: 0 K: 0 S: 8	H: 0 LOB: 0 BB: 0 P: 14	R: 0 E: 0 K: 1 S: 6	H: 1 LOB: 1 BB: 1 P: 12	R: 0 E: 0 K: 3 S: 16	H: 1 LOB: 3 BB: 2 P: 29	R: 0 E: 0 K: 1 S: 6	H: 0 LOB: 0 BB: 0 P: 12	R: 0 E: 0 K: 0 S: 8	H: 0 LOB: 0 BB: 0 P: 16	R: 0 E: 0 K: 0 S: 6	H: 0 LOB: 0 BB: 0 P: 11	R: 0 E: 0 K: 1 S: 6	H: 0 LOB: 0 BB: 0 P: 6	R: 2 E: 0 K: 0 S: 11	H: 2 LOB: 1 BB: 1 P: 15	1B: 4 2B: 1 3B: 0 HR: 0	SF: 0 SAC: 0 DP: 1 HBP: 0	WP: 0 PB: 0 SB: 0 CS: 0	PA: 36
PITCHER	IP WLS BF H R ER SO BB IBB HBP BLK WP HR S P ERA WHIP																					
Fernando Valenzuela, L ERA: 3.73 Willie Blair, R ERA: 4.6 Dario Veras, R ERA: 3.38	(1, 1) (7, 1) (9, 1)	6.0 2.0 1.0	W 6 6	24 0 6	3 0 2	0 0 2	5 1 0	4 0 1	0 0 0	0 0 0	0 0 0	0 0 0	0 0 0	0 0 0	55 12 11	106 17 15	0.00 0.00 18.00	1.167 0.000 3.000				

Montreal Expos @ San Diego Padres
Jack Murphy Stadium, San Diego, CA

Wed Aug 21 1996, 10:05 PM EDT
 Att. 29,182 - Unknown - 75 F

AB	31
R	2
H	5
RBI	2
BB	5
SO	6
LOB	14



Batter	1	2	3	4	5	6	7	8	9
Tony Gwynn, L OBP: 0.395, SLG: 0.456 (1, 9)	1-1 1B 1B	2-1 2B		3-2 G6-3		2-2 1B		4-0 BB	
Wally Joyner, L OBP: 0.395, SLG: 0.427 (1, 3)	2-2 1B 1-2 HR	3-3 K		0-2 F7		1-3 K		1-2 F8	
Steve Finley, L OBP: 0.352, SLG: 0.515 (1, 8)	0-0 1-3 2-H HR	1-3 K			3-1 G3-1		2-2 G3		
Ken Caminiti, S OBP: 0.383, SLG: 0.581 (1, 5)	0-1 2-H 3-H HR		0-3 K		4-2 HBP BB		1-2 HR		
Greg Vaughn, R OBP: 0.374, SLG: 0.564 Dario Veras, R (9, 1)	3-3 K		1-0 HR		1-0 HBP		3-2 G5-3		
John Flaherty, R OBP: 0.331, SLG: 0.482 (1, 2)	1-1 P5		1-2 1B		0-3 K		0-0 F9		
Chris Gomez, R OBP: 0.352, SLG: 0.337 (1, 6)	1-2 P3		2-3 K		3-2 G5-3		2-3 K		
Jody Reed, R OBP: 0.311, SLG: 0.272 (1, 4)		2-1 G5-3	0-0 G4-3			0-1 F7		0-3 K	
Fernando Valenzuela, L OBP: 0.170, SLG: 0.208 Chris Gwynn, L OBP: 0.262, SLG: 0.253 Willie Blair, R (7, 1) Rickey Henderson, R OBP: 0.417, SLG: 0.351 (9, 7)		0-1 2B 2B		1-3 K		2-0 G6-3		0-0 BB 1B	

Inning Stats	R: 4	H: 4	E: 0	LOB: 0	K: 1	S: 17	R: 1	H: 2	E: 0	LOB: 1	K: 2	S: 13	R: 1	H: 2	E: 0	LOB: 1	K: 2	S: 13	R: 0	H: 0	E: 0	LOB: 0	K: 1	S: 14	R: 0	H: 0	E: 0	LOB: 2	K: 1	S: 11	R: 1	H: 1	E: 0	LOB: 0	K: 0	S: 11	R: 0	H: 1	E: 0	LOB: 2	K: 2	S: 11	R: 0	H: 1	E: 0	LOB: 0	K: 2	S: 11	1B: 6	SF: 0	2B: 2	SAC: 0	3B: 0	DP: 0	HR: 3	HBP: 1
--------------	------	------	------	--------	------	-------	------	------	------	--------	------	-------	------	------	------	--------	------	-------	------	------	------	--------	------	-------	------	------	------	--------	------	-------	------	------	------	--------	------	-------	------	------	------	--------	------	-------	------	------	------	--------	------	-------	-------	-------	-------	--------	-------	-------	-------	--------

PITCHER	IP	WLS	BF	H	R	ER	SO	BB	IBB	HBP	BLK	WP	HR	S	P	ERA	WHIP
Ugueth Urbina, R ERA: 4.14 (1, 1)	2.1	L	15	8	6	6	4	0	0	0	0	0	2	39	57	23.14	3.429
Mike Dyer, R ERA: 4.33 (3, 1)	0.2		2	0	0	0	1	0	0	0	0	0	0	4	6	0.00	0.000
Jeff Juden, R ERA: 3.92 (4, 1)	2.0		8	0	0	0	2	1	0	1	0	0	0	25	40	0.00	0.500
Jose Paniagua, R ERA: 4.4 (6, 1)	1.0		4	1	0	0	1	0	0	0	0	0	0	11	16	0.00	1.000
Omar Daal, L ERA: 3.28 (7, 1)	1.0		4	1	1	1	0	0	0	0	0	0	1	11	17	9.00	1.000

BOTTOM

AB	R	H	RBI	BB	SO	LOB
4	1	3	1	1	0	0
5	1	1	0	0	2	4
4	1	1	1	0	1	1
3	2	2	4	1	1	0
3	1	1	1	0	1	0
0	0	0	0	0	0	0
4	0	1	0	0	1	2
4	0	0	0	0	2	3
4	0	0	0	0	1	1
2	1	1	0	0	1	0
1	0	0	0	0	0	0
0	0	0	0	0	0	0
1	0	1	0	0	0	0

AB	35
R	7
H	11
RBI	7
BB	2
SO	10
LOB	11



WP	HR	S	P	ERA	WHIP
0	0	11	18	0.00	2.000

Montreal Expos @ San Diego Padres
Jack Murphy Stadium, San Diego, CA
 Wed Aug 21 1996, 10:05 PM EDT
 Att: 29,182 - Unknown - 75 F

livebaseballscorecards.com

Batter	1	2	3	4	5	6	7	8	9	AB R H RBI BB SO LOB	TOP											
Wendell Magee, R (1, 8) OBP: 0.172, SLG: 0.207	0-1 G5-3			2-1 F8	0-0 G6-3		0-2 G1-3		0-1 G5-3	5 0 0 1 0 0 1												
Mickey Morandini, L (1, 4) OBP: 0.331, SLG: 0.342	0-3 K			0-0 BB 1B	1-1 G4-3		1-0 G3-1		1-3 K	5 1 1 0 0 2 1												
Gregg Jefferies, S (1, 7) OBP: 0.335, SLG: 0.388	2-3 K			1 SAFE 4-0 BB 1B	1-2 BB		3-0 G3		1-2 G4-3	4 1 0 0 1 1 0												
Todd Zeile, R (1, 3) OBP: 0.348, SLG: 0.439		0-2 F8		4-2 G5-3 1B	1-2 BB		3-1 HR		0-2 2B FC4 1B	3 2 2 1 1 0 0												
Jim Eisenreich, L (1, 9) OBP: 0.405, SLG: 0.460		3-2 G4-3		1-0 1B	1-2 2-H 3-H		0-0 2B WP 1B		3-1 FC4 SH 2B	4 2 3 2 0 0 0												
Benito Santiago, R (1, 2) OBP: 0.319, SLG: 0.496		0-2 P4		0-0 G5-3	2-3f		1-2 F8		0-1 G5-3	4 0 0 0 0 0 5												
Scott Rolen, R (1, 5) OBP: 0.391, SLG: 0.475			1-3 K			1-0 SH1-4 1B	2-1 WP 2B		0-0 FC4 SH	4 1 2 1 0 1 1												
Kevin Stocker, S (1, 6) OBP: 0.332, SLG: 0.345			2-1 L4-6 2B		1-2 SH1-4 1B	4-0 WP IBB			0-0 SH	2 0 2 1 1 0 0												
Rich Hunter, R (1, 1) OBP: 0.162, SLG: 0.100			1-1 L4-6		0-0 SH1-4	1-0 F7			0-3 K	1 0 0 0 0 0 1												
Ruben Amaro Jr, S (8, PH) OBP: 0.366, SLG: 0.462										1 0 0 0 0 0 2												
Toby Borland, R (6, 1)										0 0 0 0 0 0 0												
Ricardo Jordan, L (7, 1)										0 0 0 0 0 0 0												
Pete Incaviglia, R (8, PH) OBP: 0.329, SLG: 0.457										1 0 0 0 0 1 2												
Ken Nychal, R (8, 1) OBP: 0.200, SLG: 0.200										0 0 0 0 0 0 0												
Ricky Bottalico, L (9, 1) OBP: 0.333, SLG: 0.667										0 0 0 0 0 0 0												
Inning Stats	R: 0 E: 0 K: 2 S: 8	H: 0 LOB: 0 BB: 0 P: 10	R: 0 E: 0 K: 0 S: 9	H: 0 LOB: 0 BB: 0 P: 12	R: 0 E: 0 K: 1 S: 7	H: 1 LOB: 0 BB: 0 P: 11	R: 2 E: 0 K: 0 S: 7	H: 2 LOB: 1 BB: 2 P: 18	R: 1 E: 0 K: 0 S: 9	H: 2 LOB: 1 BB: 0 P: 12	R: 2 E: 0 K: 0 S: 10	H: 3 LOB: 2 BB: 1 P: 21	R: 0 E: 0 K: 0 S: 5	H: 0 LOB: 0 BB: 0 P: 9	R: 2 E: 0 K: 1 S: 12	H: 2 LOB: 2 BB: 0 P: 15	R: 0 E: 0 K: 1 S: 8	H: 0 LOB: 0 BB: 0 P: 10	1B: 6 2B: 5 3B: 0 HR: 1	SF: 0 SAC: 2 DP: 3 HBP: 0	WP: 1 PB: 0 SB: 0 CS: 1	PA: 39
PITCHER	IP WLS BF H R ER SO BB IBB HBP BLK WP HR S P ERA WHIP												PITCHER	IP WLS BF H R ER SO BB IBB HBP BLK WP HR S P ERA WHIP								
Tim Worrell, R (1, 1) ERA: 3.19	5.1 L 23 7 5 5 3 2 0 0 0 0 0 1 44 70 8.44 1.688																					
Dario Veras, R (6, 1) ERA: 3.18	0.2 4 1 0 0 0 0 0 1 0 0 1 0 6 14 0.00 1.500																					
Bob Tewksbury, R (7, 1) ERA: 4.07	2.0 9 2 2 2 1 0 0 0 0 0 0 0 17 24 9.00 1.000																					
Sean Bergman, R (9, 1) ERA: 4.6	1.0 3 0 0 0 0 1 0 0 0 0 0 0 8 10 0.00 0.000																					

Philadelphia Phillies @ San Diego Padres
 Jack Murphy Stadium, San Diego, CA
 Fri Aug 23 1996, 10:05 PM EDT
 Att. 22,102 - Unknown - 76 F

AB	34
R	7
H	10
RBI	6
BB	3
SO	5
LOB	13



1B	6	SF	0
2B	5	SAC	2
3B	0	DP	3
HR	1	HBP	0

Batter	1	2	3	4	5	6	7	8	9	AB R H RBI BB SO LOB
Rickey Henderson, R (1, 7) OBP: 0.419, SLG: 0.350	4-2 G3-1 BB G3-4-3	2-2 FC4-6 1-2f		0-0 G1-3			4-0 S BB PB BB		1-2 G4-6-3 1B	3 1 1 0 2 0 2
Tony Gwynn, L (1, 9) OBP: 0.390, SLG: 0.449	3-1 G3-4-3 1-2	3-2 G3-1			1-1 L3		0-0 F8		1-1 G4-6-3 1-2f	5 0 0 0 0 0 4
Steve Finley, L (1, 8) OBP: 0.353, SLG: 0.513	3-2 G3-1		1-2 G6-3		4-0 1B BB		4-0 FC6-5 PB 1-2 BB			2 0 0 0 2 0 1
Ken Caminiti, S (1, 5) OBP: 0.384, SLG: 0.579	2-3 K		4-1 1B BB		0-1 1-3 1B		3-2 FC6-5 1-3 2-H			3 0 1 0 1 1 2
Wally Joyner, L (1, 3) OBP: 0.396, SLG: 0.426		4-1 1B BB 1B	3-1 1-3 1B		0-1 F7		2-3 K			3 1 1 0 1 1 3
John Flaherty, R (1, 2) OBP: 0.331, SLG: 0.481		1-0 BB 1B 1B	1-1 G5-4-3 1-2f		2-1 G3			1-3 K		3 1 1 0 0 0 4
Brian Johnson, R (8, 2) OBP: 0.299, SLG: 0.464		1-2 BB 1B 1B								1 0 0 0 0 1 0
Craig Shipley, R (1, 4) OBP: 0.337, SLG: 0.420		1-1 BB 1-2 2-H 1B		1-1 G5-3		1-2 G6-3		4-2 G1-6-3 BB		3 1 1 1 1 0 0
Chris Gomez, R (1, 6) OBP: 0.353, SLG: 0.335		4-2 1B BB 1-2 2-3		0-0 F9		4-1 G4-6-3 BB		0-0 G1-6-3 1-2f		2 0 0 0 2 0 1
Tim Worrell, R (1, 1) OBP: 0.260, SLG: 0.158		0-0 FC4-6 1B		0-0 1B		0-0 G4-6-3 1-2f			0-3 K	2 0 2 2 0 0 0
Dario Veras, R (6, 1)										0 0 0 0 0 0 0
Scott Livingstone, L (6, PH) OBP: 0.327, SLG: 0.370										1 0 0 0 0 0 1
Bob Tewksbury, R (7, 1) OBP: 0.070, SLG: 0.055										0 0 0 0 0 0 0
Sean Bergman, R (9, 1) OBP: 0.160, SLG: 0.200										0 0 0 0 0 0 0
Chris Gwynn, L (9, PH) OBP: 0.279, SLG: 0.250										1 0 0 0 0 1 0

Inning Stats	R: 0 E: 0 K: 1 S: 10	H: 0 LOB: 1 BB: 1 P: 22	R: 3 E: 0 K: 0 S: 13	H: 3 LOB: 1 BB: 2 P: 28	R: 0 E: 0 K: 0 S: 8	H: 1 LOB: 1 BB: 1 P: 17	R: 0 E: 0 K: 0 S: 5	H: 1 LOB: 1 BB: 0 P: 6	R: 0 E: 0 K: 0 S: 8	H: 1 LOB: 2 BB: 1 P: 15	R: 0 E: 0 K: 0 S: 6	H: 0 LOB: 0 BB: 1 P: 11	R: 1 E: 0 K: 1 S: 7	H: 0 LOB: 1 BB: 2 P: 20	R: 0 E: 0 K: 1 S: 7	H: 0 LOB: 0 BB: 1 P: 12	R: 0 E: 0 K: 1 S: 8	H: 1 LOB: 0 BB: 0 P: 10	1B: 7 2B: 0 3B: 0 HR: 0	SF: 0 SAC: 0 DP: 4 HBP: 0	WP: 0 PB: 1 SB: 1 CS: 0	PA: 38
--------------	-------------------------------	----------------------------------	-------------------------------	----------------------------------	------------------------------	----------------------------------	------------------------------	---------------------------------	------------------------------	----------------------------------	------------------------------	----------------------------------	------------------------------	----------------------------------	------------------------------	----------------------------------	------------------------------	----------------------------------	----------------------------------	------------------------------------	----------------------------------	--------

PITCHER	IP	WLS	BF	H	R	ER	SO	BB	IBB	HBP	BLK	WP	HR	S	P	ERA	WHIP
Rich Hunter, R (1, 1) ERA: 6.54	5.0		24	6	3	3	1	5	0	0	0	0	0	44	88	5.40	2.200
Toby Borland, R (6, 1) ERA: 4.0	1.0		4	0	1	1	0	2	0	0	0	0	0	6	15	9.00	2.000
Ricardo Jordan, L (7, 1) ERA: 1.8	1.0		4	0	0	0	1	1	0	0	0	0	0	7	16	0.00	1.000
Ken Ryan, R (8, 1) ERA: 2.8	1.0		3	0	0	0	1	1	0	0	0	0	0	7	12	0.00	1.000
Ricky Bottalico, R (9, 1) ERA: 3.7	1.0	S	3	1	0	0	1	0	0	0	0	0	0	8	10	0.00	1.000


BOTTOM

Philadelphia Phillies @ San Diego Padres
Jack Murphy Stadium, San Diego, CA

Fri Aug 23 1996, 10:05 PM EDT
Att: 22,102 - Unknown - 76 F

livebaseballscorecards.com

AB	29
R	4
H	7
RBI	3
BB	9
SO	4
LOB	18



Batter	1	2	3	4	5	6	7	8	9	AB R H RBI BB SO LOB	TOP											
Ricky Otero, S (1, 8) OBP: 0.329, SLG: 0.348	1-1 1B		0-2 G3			1-2 1B G6-4-3			0-1 1B G3-6-1	4 0 3 0 0 0 0												
Mickey Morandini, L (1, 4) OBP: 0.328, SLG: 0.339	2-3 K			1-0 F9		0-0 G6-4-3			3-3 K	4 0 0 0 0 2 3												
Gregg Jefferies, S (1, 7) OBP: 0.331, SLG: 0.383	1-1 L4			2-0 G4-3		1-0 P6			2-0 G3-6-1	4 0 0 0 0 0 2												
Todd Zeile, R (1, 3) OBP: 0.348, SLG: 0.437	3-2 G6-3			4-2 BB					2-3 K	2 0 0 0 1 1 1												
Benito Santiago, R (1, 2) OBP: 0.317, SLG: 0.492			2-3 K		1-3 K				0-0 G6-3	3 0 0 0 0 2 1												
Scott Rolen, R (1, 5) OBP: 0.379, SLG: 0.458			2-3 K		0-0 P4				1-1 G4-3	3 0 0 0 0 1 0												
Wendell Magee, R (1, 9) OBP: 0.156, SLG: 0.188			1-3 K		0-3 K				2-3 K	3 0 0 0 0 3 0												
Kevin Stocker, S (1, 6) OBP: 0.329, SLG: 0.341			2-3 K		3-1 G3-1				2-3 K	3 0 0 0 0 2 0												
55 Matt Beech, L (1, 1) Ruben Amaro Jr, S (8, PH) Jeff Parrett, R (6, 1) Russ Springer, R (7, 1) Pete Incafiglia, R (8, PH) Larry Mitchell, R (8, 1)			0-0 L1		4-0 1B G6-4-3 BB				1-3 K	1 0 0 0 0 0 0 0 1 0 0 1 0 0 0 0 0 0 0 0 0 0 0 0 0 0 0 0 1 0 0 0 0 1 0 0 0 0 0 0 0 0												
Inning Stats	R: 0 E: 0 K: 1 S: 10	H: 1 LOB: 1 BB: 0 P: 17	R: 0 E: 0 K: 3 S: 12	H: 0 LOB: 0 BB: 0 P: 17	R: 0 E: 0 K: 1 S: 7	H: 0 LOB: 0 BB: 0 P: 9	R: 0 E: 0 K: 1 S: 7	H: 0 LOB: 1 BB: 1 P: 15	R: 0 E: 0 K: 1 S: 6	H: 0 LOB: 0 BB: 0 P: 9	R: 1 E: 0 K: 0 S: 5	H: 1 LOB: 0 BB: 1 P: 11	R: 0 E: 0 K: 1 S: 6	H: 0 LOB: 0 BB: 0 P: 9	R: 0 E: 0 K: 3 S: 10	H: 0 LOB: 0 BB: 0 P: 15	R: 0 E: 0 K: 1 S: 6	H: 1 LOB: 0 BB: 0 P: 11	1B: 3 2B: 0 3B: 0 HR: 0	SF: 0 SAC: 0 DP: 2 HBP: 0	WP: 0 PB: 0 SB: 0 CS: 0	PA: 30
PITCHER	IP WLS BF H R ER SO BB IBB HBP BLK WP HR S P ERA WHIP																					
Joey Hamilton, R (1, 1) ERA: 4.23	7.0 W 24 2 1 1 8 2 0 0 0 0 0 53 87 1.29 0.571																					
Doug Bochtler, R (8, 1) ERA: 3.67	1.0 3 0 0 0 3 0 0 0 0 0 0 10 15 0.00 0.000																					
Dustin Hermanson, R (9, 1) ERA: 7.59	1.0 3 1 0 0 1 0 0 0 0 0 0 6 11 0.00 1.000																					

Philadelphia Phillies @ San Diego Padres
 Jack Murphy Stadium, San Diego, CA
 Sat Aug 24 1996, 10:05 PM EDT
 Att. 31,023 - Unknown - 75 F

livebaseballscorecards.com

AB	28
R	1
H	3
RBI	0
BB	2
SO	12
LOB	7



Batter	1	2	3	4	5	6	7	8	9
Rickey Henderson, R (1, 8) Steve Finley, L (8, 8) OBP: 0.422, SLG: 0.363 OBP: 0.354, SLG: 0.513	1-2 HR		0-0 F9		1-1 G4-3 SF9 2B		4-0 2B BB	4-0 G4-3 BB	
Tony Gwynn, L (1, 9) OBP: 0.387, SLG: 0.448	0-2 G4-3		1-0 F7		1-0 G4-3		2-1 SAFE SAFE 1-H 2B 2B	2-1 G4-3	
Ken Caminiti, S (1, 5) OBP: 0.386, SLG: 0.583	1-2 FC6-4 1B		3-0 1B		0-1 SF9		2-0 G3 1B 2B	1-2 G4-3	
Greg Vaughn, R (1, 7) OBP: 0.372, SLG: 0.564	2-3 SAFE		3-1 P6		2-1 3B		1-1 G3	0-3 K	
Archi Cianfrocco, R (1, 3) OBP: 0.322, SLG: 0.423	1-1 FC6-4			4-2 2B SF9 BB	1-0 F7		0-2 3-H 2B 1B		
Brian Johnson, R (1, 2) OBP: 0.308, SLG: 0.481		2-2 L1-6 1B 1B		0-0 SF9		2-0 P4	0-2 1-3 2B		
Chris Gomez, R (1, 6) OBP: 0.355, SLG: 0.335		0-1 1-2 1B		2-3 K		1-1 F9	4-0 IBB		
Jody Reed, R (1, 4) OBP: 0.311, SLG: 0.275		3-2 F8		0-2 SF9		3-1 2B	2-0 SF9		
Joey Hamilton, R (1, 1) Scott Livingstone, L (7, PH) Doug Bochtler, R (8, 1) Dustin Hermanson, R (9, 1)		0-2 L1-6		2-3 3-H K		1-3 K	1-3 K		

Inning Stats	R: 1 E: 0 K: 1 S: 17	H: 2 LOB: 1 BB: 0 P: 22	R: 0 E: 0 K: 0 S: 18	H: 2 LOB: 1 BB: 0 P: 23	R: 0 E: 0 K: 0 S: 5	H: 1 LOB: 1 BB: 0 P: 12	R: 1 E: 0 K: 2 S: 12	H: 1 LOB: 1 BB: 0 P: 18	R: 1 E: 0 K: 0 S: 8	H: 2 LOB: 1 BB: 0 P: 13	R: 0 E: 0 K: 1 S: 8	H: 1 LOB: 1 BB: 0 P: 15	R: 4 E: 0 K: 1 S: 16	H: 4 LOB: 2 BB: 2 P: 32	R: 0 E: 0 K: 1 S: 8	H: 0 LOB: 1 BB: 1 P: 15
--------------	-------------------------------	----------------------------------	-------------------------------	----------------------------------	------------------------------	----------------------------------	-------------------------------	----------------------------------	------------------------------	----------------------------------	------------------------------	----------------------------------	-------------------------------	----------------------------------	------------------------------	----------------------------------

BOTTOM									
AB	R	H	RBI	BB	SO	LOB			
3	3	2	1	1	0	0			
0	0	0	0	1	0	0			
5	1	1	1	0	0	2			
4	1	3	2	0	0	1			
5	0	1	0	0	2	4			
3	2	1	1	1	0	2			
4	0	3	0	0	0	0			
3	0	1	0	1	1	2			
2	0	1	2	0	0	2			
3	0	0	0	0	2	4			
1	0	0	0	0	1	2			
0	0	0	0	0	0	0			
0	0	0	0	0	0	0			

WP: 0	PA: 40
PB: 0	
SB: 0	
CS: 0	
1B: 5	SF: 3
2B: 7	SAC: 0
3B: 1	DP: 1
HR: 1	HBP: 0
WP: 0	ERA
HR	WHIP
S	
P	

PITCHER	IP	WLS	BF	H	R	ER	SO	BB	IBB	HBP	BLK	WP	HR	S	P	ERA	WHIP
55 Matt Beech, L (1, 1) ERA: 5.82	5.0	L	23	8	3	3	3	1	0	0	0	0	0	11	26	27.00	4.000
Jeff Parrett, R (6, 1) ERA: 4.18	1.0		7	3	3	3	1	0	0	0	0	0	0	13	21	9.00	2.000
Russ Springer, R (7, 1) ERA: 5.06	1.0		6	2	1	1	1	0	1	0	0	0	0	8	15	0.00	1.000
Larry Mitchell, R (8, 1) ERA: 1.42	1.0		4	0	0	0	1	1	0	0	0	0	0				

Philadelphia Phillies @ San Diego Padres
Jack Murphy Stadium, San Diego, CA
 Sat Aug 24 1996, 10:05 PM EDT
 Att: 31,023 - Unknown - 75 F

livebaseballscorecards.com

AB	33
R	7
H	13
RBI	7
BB	4
SO	6
LOB	19



Batter	1	2	3	4	5	6	7	8	9	AB R H RBI BB SO LOB	TOP											
Ricky Otero, S (1, 8) OBP: 0.328, SLG: 0.344	1-2 G1	4-2 B BB		1-0 G1-3		3-2 P6		1-0 F7		4 0 0 0 1 0 2												
Mickey Morandini, L (1, 4) OBP: 0.328, SLG: 0.339	1-1 2B FC5-2 1B	1-0 F8			0-0 BB SF9 1B		2-1 F8		1-2 F8	5 1 2 0 0 0 2												
Gregg Jefferies, S (1, 7) OBP: 0.335, SLG: 0.389	2-2 SAFE SAFE 1 1-3 2B			3-1 G3		1-2 BB 1B		2-2 F7	1-1 G5-4-3 1B	5 0 3 0 0 0 0												
Todd Zeile, R (1, 3) OBP: 0.351, SLG: 0.438	2-2 FC5-2			0-1 G1-3 1B		4-1 1-2 2-3 BB		0-0 1B 1B	0-1 G5-4-3 1-2f	4 0 2 0 1 0 3												
Jim Eisenreich, L (1, 9) OBP: 0.403, SLG: 0.459	2-2 3-H G4-3			0-1 G1-3		2-2 SF9		3-2 1-2 1B		3 0 1 1 0 0 3												
Scott Rolen, R (1, 5) OBP: 0.374, SLG: 0.460		1-0 F8 G6-3 2B		1-3 K		3-H 2-3 K		0-0 2-3 F9		4 1 1 0 0 2 5												
Kevin Stocker, S (1, 6) OBP: 0.326, SLG: 0.337		2-0 F8		1-3 K		2-3 K		2-0 F7		4 0 0 0 0 2 3												
Jeff Parrett, R (8, 1)		2-3								0 0 0 0 0 0 0												
Gary Bennett, R (1, 2) OBP: 0.500, SLG: 0.500		2-0 G6-3		1-2 1B		1-0 F9		2-2 1B		4 0 2 1 0 0 0												
David West, L (1, 1) OBP: 0.571, SLG: 0.400		0-0 BB 1B		1-3 K		1-0 P5		2-2 F9		1 0 1 0 0 0 0												
Larry Mitchell, R (2, 1) OBP: 0.318, SLG: 0.454										1 0 0 0 0 1 1												
Pete Incaaviglia, R (6, PH)										1 0 0 0 0 0 0												
Toby Borland, R (6, 1)										0 0 0 0 0 0 0												
Ricardo Jordan, L (7, 1)										0 0 0 0 0 0 0												
Kevin Sefcik, R (8, PH)										0 0 0 0 0 0 0												
Kevin Sefcik, R (8, PH)										1 0 0 0 0 0 1												
Inning Stats	R: 0 E: 0 K: 0 S: 17	H: 2 LOB: 2 BB: 0 P: 25	R: 1 E: 0 K: 0 S: 11	H: 2 LOB: 2 BB: 1 P: 21	R: 0 E: 0 K: 1 S: 9	H: 1 LOB: 1 BB: 0 P: 13	R: 0 E: 0 K: 2 S: 10	H: 1 LOB: 1 BB: 0 P: 14	R: 1 E: 0 K: 2 S: 16	H: 2 LOB: 2 BB: 1 P: 27	R: 0 E: 0 K: 0 S: 6	H: 0 LOB: 0 BB: 0 P: 11	R: 0 E: 0 K: 0 S: 15	H: 2 LOB: 2 BB: 0 P: 22	R: 0 E: 0 K: 0 S: 8	H: 1 LOB: 1 BB: 0 P: 15	R: 0 E: 0 K: 0 S: 7	H: 1 LOB: 0 BB: 0 P: 9	1B: 10 2B: 2 3B: 0 HR: 0	SF: 1 SAC: 0 DP: 1 HBP: 0	WP: 0 PB: 0 SB: 0 CS: 0	PA: 40
PITCHER	IP WLS BF H R ER SO BB IBB HBP BLK WP HR S P ERA WHIP																					
Scott Sanders, R (1, 1) ERA: 3.69	5.0 W 25 8 2 2 5 2 0 0 0 0 0 0 63 100 3.60 2.000																					
Willie Blair, R (6, 1) ERA: 4.5	1.2 7 2 0 0 0 0 0 0 0 0 0 0 20 32 0.00 1.200																					
Dario Veras, R (7, 1) ERA: 3.09	0.1 1 0 0 0 0 0 0 0 0 0 0 0 1 1 0.00 0.000																					
Mike Oquist, R (8, 1) ERA:	1.0 4 1 0 0 0 0 0 0 0 0 0 0 8 15 0.00 1.000																					
Sean Bergman, R (9, 1) ERA: 4.56	1.0 3 1 0 0 0 0 0 0 0 0 0 0 7 9 0.00 1.000																					

Philadelphia Phillies @ San Diego Padres
 Jack Murphy Stadium, San Diego, CA
 Sun Aug 25 1996, 6:33 AM EDT
 Att. 30,036 - Sunny - 83 F

AB	37
R	2
H	12
RBI	2
BB	2
SO	5
LOB	20



Batter	1	2	3	4	5	6	7	8	9
Rickey Henderson, R OBP: 0.423, SLG: 0.363 Scott Livingstone, L OBP: 0.325, SLG: 0.368	4-2 3B BB	3-2 1B E 1B	2-2 G4-3			1-2 F8	4-0 1B BB		
Steve Finley, L OBP: 0.358, SLG: 0.520	2-2 2B 3B	1-1 1B E G6-4-3 1B	0-2 L3			0-1 G4-3 1B	1-1 1B 1B		
Ken Caminiti, S OBP: 0.388, SLG: 0.584 Mike Oquist, R OBP: 0.100, SLG: 0.200	0-0 1B 2B	0-0 E1 G6-4-3 1B				0-0 G4-3	3-1 1B		
Greg Vaughn, R OBP: 0.373, SLG: 0.561	4-0 1B 1B BB	1-0 G6-4-3 1B				1-3 K	2-0 F9		
John Flaherty, R OBP: 0.330, SLG: 0.477	1-1 1B 1B	1-2 G6-4-3				0-1 G4-6-3	0-0 G6-3		
Craig Shipley, R OBP: 0.348, SLG: 0.429 Chris Gomez, R OBP: 0.355, SLG: 0.336	0-0 1B	1-2 F8				0-0 S 1B	2-2 BB 2B 1B		
Archi Cianfrocco, R OBP: 0.330, SLG: 0.436	0-0 P3					2-3 K	4-2 SAFE 2B 1B BB		
Jody Reed, R OBP: 0.312, SLG: 0.280	1-3 K					1-0 SF8 1B	2-0 1B 2B		
Scott Sanders, R OBP: 0.206, SLG: 0.304 Tony Gwynn, L OBP: 0.389, SLG: 0.447 Willie Blair, R OBP: 0.389, SLG: 0.447 Dario Veras, R OBP: 0.270, SLG: 0.247	1-3 K					2-1 G4-6-3	0-0 G4-3		

Inning Stats	R: 3 E: 0 K: 2 S: 18	H: 4 LOB: 3 BB: 2 P: 31	R: 2 E: 1 K: 0 S: 14	H: 3 LOB: 1 BB: 0 P: 21	R: 1 E: 0 K: 0 S: 12	H: 2 LOB: 1 BB: 0 P: 18	R: 0 E: 0 K: 1 S: 6	H: 0 LOB: 0 BB: 1 P: 10	R: 1 E: 0 K: 1 S: 7	H: 2 LOB: 0 BB: 0 P: 12	R: 0 E: 0 K: 1 S: 10	H: 1 LOB: 1 BB: 0 P: 12	R: 4 E: 0 K: 0 S: 13	H: 4 LOB: 2 BB: 2 P: 31	R: 0 E: 0 K: 2 S: 12	H: 1 LOB: 1 BB: 0 P: 14
--------------	-------------------------------	----------------------------------	-------------------------------	----------------------------------	-------------------------------	----------------------------------	------------------------------	----------------------------------	------------------------------	----------------------------------	-------------------------------	----------------------------------	-------------------------------	----------------------------------	-------------------------------	----------------------------------


PITCHER	IP	WLS	BF	H	R	ER	SO	BB	IBB	HBP	BLK	WP	HR	S	P	ERA	WHIP
David West, L ERA: 5.75	1.0	L	11	6	5	4	2	2	0	0	0	0	0	23	40	36.00	8.000
Larry Mitchell, R ERA: 2.61	4.0		16	5	2	2	2	1	0	0	0	0	0	34	52	4.50	1.500
Toby Borland, R ERA: 4.38	1.2		10	3	4	4	1	2	0	0	0	0	0	18	32	21.60	3.000
Ricardo Jordan, L ERA: 1.76	0.1		3	2	0	0	0	0	0	0	0	0	0	5	11	0.00	6.000
Jeff Parrett, R ERA: 4.1	1.0		4	1	0	0	2	0	0	0	0	0	0	12	14	0.00	1.000

BOTTOM

AB	R	H	RBI	BB	SO	LOB
3	3	1	0	2	0	1
0	0	0	0	0	0	0
5	2	4	3	0	0	1
4	1	2	2	1	0	2
0	0	0	0	0	0	0
0	0	0	0	0	0	0
4	0	1	0	1	2	4
5	0	1	1	0	0	3
3	1	2	0	0	0	1
2	1	1	0	0	1	0
4	2	2	0	1	1	4
4	1	2	3	0	2	4
2	0	1	0	0	1	3
1	0	0	0	0	0	1
0	0	0	0	0	0	0
0	0	0	0	0	0	0
1	0	0	0	0	0	2

AB 38
R 11
H 17
RBI 9
BB 5
SO 7
LOB 26

livebaseballscores.com



Philadelphia Phillies @ San Diego Padres
Jack Murphy Stadium, San Diego, CA
 Sun Aug 25 1996, 6:33 AM EDT
 Att: 30,036 - Sunny - 83 F

WP: 0	PA: 44
PB: 0	
SB: 2	
CS: 0	

Batter	1	2	3	4	5	6	7	8	9	AB R H RBI BB SO LOB	TOP																
Tony Gwynn, L (1, 9) OBP: 0.387, SLG: 0.447	2-2 G4-3			1-2 G3-6 1B		0-1 L7		0-1 HR 1B		4 1 2 0 0 0 0																	
Wally Joyner, L (1, 3) OBP: 0.397, SLG: 0.430	3-1 L6			2-2 G3-6 1-2f		1-2 2B		0-0 HR 1B		4 1 2 1 0 0 1																	
Steve Finley, L (1, 8) OBP: 0.358, SLG: 0.523	3-0 P5			1-1 G4-3		0-1 G3-1		0-0 HR		4 1 1 3 0 0 1																	
Ken Caminiti, S (1, 5) OBP: 0.385, SLG: 0.579		1-1 F8		1-2 G3-1		0-3 K		2-0 L3		4 0 0 0 0 1 0																	
Greg Vaughn, R (1, 7) OBP: 0.372, SLG: 0.560		2-3 K		2-2 1B 1B		1-1 E5 F8		2-2 L7		3 0 1 0 0 1 0																	
Chris Gwynn, L (7, PR) OBP: 0.273, SLG: 0.244										1 0 0 0 0 0 0																	
John Flaherty, R (1, 2) OBP: 0.329, SLG: 0.474		1-0 G6-3		0-1 FC4 1B		2-2 F8		0-0 G5-3		4 0 1 0 0 0 1																	
Chris Gomez, R (1, 6) OBP: 0.352, SLG: 0.332			0-1 G6-3		1-2 F9		0-3 K		1-2 G5-3	4 0 0 0 0 1 3																	
Jody Reed, R (1, 4) OBP: 0.311, SLG: 0.280			2-2 G6-3		0-1 FC4 1-2f		2-1 1B 1B		2-1 G5-3	4 1 1 0 0 0 2																	
Bob Tewksbury, R (1, 1) OBP: 0.069, SLG: 0.054			2-2 K		2-1 F8		2-2 P6			1 0 0 0 0 0 1 0																	
Rickey Henderson, R (8, PH) OBP: 0.422, SLG: 0.362										1 0 0 0 0 0 0 0																	
Willie Blair, R (8, 1)										0 0 0 0 0 0 0 0																	
Scott Livingstone, L (8, PH) OBP: 0.283, SLG: 0.365										1 0 0 0 0 0 0 1																	
Doug Bochtler, R (8, 1)										0 0 0 0 0 0 0 0																	
Trevor Hoffman, R (8, 1)										0 0 0 0 0 0 0 0																	
Inning Stats	R: 0 E: 0 K: 0 S: 7	H: 0 LOB: 0 BB: 0 P: 15	R: 0 E: 0 K: 1 S: 6	H: 0 LOB: 0 BB: 0 P: 10	R: 0 E: 0 K: 1 S: 10	H: 0 LOB: 0 BB: 0 P: 14	R: 0 E: 0 K: 0 S: 11	H: 1 LOB: 0 BB: 0 P: 15	R: 0 E: 0 K: 0 S: 14	H: 2 LOB: 2 BB: 0 P: 18	R: 0 E: 0 K: 0 S: 9	H: 1 LOB: 1 BB: 0 P: 12	R: 0 E: 1 K: 2 S: 11	H: 0 LOB: 1 BB: 0 P: 14	R: 4 E: 0 K: 0 S: 14	H: 4 LOB: 0 BB: 0 P: 22	R: 0 E: 0 K: 0 S: 6	H: 0 LOB: 0 BB: 0 P: 9	1B: 6 2B: 1 3B: 0 HR: 1	SF: 0 SAC: 0 DP: 1 HBP: 0	WP: 0 PB: 0 SB: 0 CS: 0	PA: 35					
PITCHER	IP WLS BF H R ER SO BB IBB HBP BLK WP HR S P ERA WHIP																										
Bobby Jones, R (1, 1) ERA: 4.48	7.1		28	6	2	2	4	0	0	0	0	0	0	76	110	2.46	0.818										
Dave Micki, R (8, 1) ERA: 3.41	0.2	L	4	2	2	2	0	0	0	0	0	1	6	10	27.00	3.000											
Derek Wallace, R (9, 1) ERA: 7.94	1.0		3	0	0	0	0	0	0	0	0	0	6	9	0.00	0.000											

San Diego Padres @ New York Mets
Shea Stadium, Flushing, NY
Tue Aug 27 1996, 7:05 PM EDT
Att. 17,925 - Unknown - 77 F

livebaseballscorecards.com

AB	35
R	4
H	8
RBI	4
BB	0
SO	4
LOB	9



Batter	1	2	3	4	5	6	7	8	9	AB	R	H	RBI	BB	SO	LOB
Lance Johnson, L (1, 8) OBP: 0.351, SLG: 0.463	0-0 B1-3	2-1 G3			1-2 L6			2-2 F9 2B		4	0	1	0	0	0	1
Edgardo Alfonzo, R (1, 4) OBP: 0.285, SLG: 0.313	0-2 L1		0-0 G4-6-3 1B		2-3 K			3-2 F9		4	0	1	0	0	1	1
Bernard Gilkey, R (1, 7) OBP: 0.390, SLG: 0.576	4-1 2B BB		0-1 P6		1-3 K			2-2 P5		3	1	0	0	1	1	2
Todd Hundley, S (1, 2) OBP: 0.365, SLG: 0.594	1-0 E 2B		0-0 G4-6-3		3-2 G4-3			4-1 BB IBB		3	0	1	1	1	0	1
Alex Ochoa, R (1, 9) OBP: 0.349, SLG: 0.443	0-0 E6			2-2 HR 1B			0-1 G1-3	4-2 BB		3	1	1	0	1	0	1
Roberto Petagine, L (1, 3) OBP: 0.208, SLG: 0.311	0-2 K			0-0 HR			1-0 G3-1	0-0 F9		4	1	1	2	0	1	5
Alvaro Espinoza, R (1, 5) OBP: 0.304, SLG: 0.427		0-0 G6-3		1-1 G5-3			0-1 F9		1-2 P4	3	0	0	0	0	0	0
Andy Tomberlin, L (9, PH) OBP: 0.400, SLG: 0.553										1	0	0	0	0	0	0
Rey Ordonez, R (1, 6) OBP: 0.296, SLG: 0.304		2-2 SH2-4 1B		0-1 L7			1-0 CS 1B		1-0 L8	3	0	2	0	0	0	0
Brent Mayne, L (9, PH) OBP: 0.370, SLG: 0.393										1	0	0	0	0	0	0
Bobby Jones, R (1, 1) OBP: 0.151, SLG: 0.157		1-2 SH2-4		0-0 G5-3			3-2 P4		2-2 G4-3	2	0	0	0	0	0	1
Dave Micki, R (8, 1) OBP: 0.200, SLG: 0.111										0	0	0	0	0	0	0
Derek Wallace, R (9, 1)										0	0	0	0	0	0	0
Chris Jones, R (9, PH) OBP: 0.298, SLG: 0.382										1	0	0	0	0	0	0

Inning Stats	R: 1	H: 1	E: 1	K: 1	S: 11	LOB: 2	BB: 1	P: 16	R: 0	H: 1	E: 0	K: 0	S: 11	LOB: 1	BB: 0	P: 16	R: 0	H: 1	E: 0	K: 0	S: 4	LOB: 0	BB: 0	P: 4	R: 2	H: 2	E: 0	K: 0	S: 9	LOB: 0	BB: 0	P: 12	R: 0	H: 0	E: 0	K: 2	S: 9	LOB: 0	BB: 0	P: 13	R: 0	H: 0	E: 0	K: 0	S: 8	LOB: 0	BB: 0	P: 12	R: 0	H: 1	E: 0	K: 0	S: 7	LOB: 0	BB: 0	P: 11	R: 0	H: 1	E: 0	K: 0	S: 16	LOB: 3	BB: 2	P: 31	R: 0	H: 0	E: 0	K: 0	S: 10	LOB: 0	BB: 0	P: 14	1B: 4	2B: 2	3B: 0	HR: 1	SF: 0	SAC: 1	DP: 1	HBP: 0	WP: 0	PB: 0	SB: 0	CS: 1	PA: 36
--------------	------	------	------	------	-------	--------	-------	-------	------	------	------	------	-------	--------	-------	-------	------	------	------	------	------	--------	-------	------	------	------	------	------	------	--------	-------	-------	------	------	------	------	------	--------	-------	-------	------	------	------	------	------	--------	-------	-------	------	------	------	------	------	--------	-------	-------	------	------	------	------	-------	--------	-------	-------	------	------	------	------	-------	--------	-------	-------	-------	-------	-------	-------	-------	--------	-------	--------	-------	-------	-------	-------	--------

PITCHER	IP	WLS	BF	H	R	ER	SO	BB	IBB	HBP	BLK	WP	HR	S	P	ERA	WHIP
Bob Tewksbury, R (1, 1) ERA: 4.1	5.0		21	5	3	3	3	1	0	0	0	0	0	15	23	0.00	0.500
Willie Blair, R (6, 1) ERA: 4.38	2.0	W	6	1	0	0	0	0	0	0	0	0	0	12	19	0.00	1.500
Doug Bochtler, R (8, 1) ERA: 3.62	0.2		3	1	0	0	0	0	0	0	0	0	0	14	26	0.00	0.750
Trevor Hoffman, R (8, 1) ERA: 1.99	1.1	S	6	0	0	0	0	1	1	0	0	0	0				


BOTTOM

San Diego Padres @ New York Mets
Shea Stadium, Flushing, NY

Tue Aug 27 1996, 7:05 PM EDT
Att: 17,925 - Unknown - 77 F

livebaseballscores.com

AB	32
R	3
H	7
RBI	3
BB	3
SO	3
LOB	12



Batter	1	2	3	4	5	6	7	8	9	10	11	12	AB R H RBI BB SO LOB	TOP																					
Rickey Henderson, R OBP: 0.418, SLG: 0.356	(1, 7) C B B X 3-2 G5-3		(1, 7) B X 1-1 G6-3			(1, 7) C X 0-1 P6		(1, 7) C X 0-1 F9		(1, 7) B X 1-2 G6-3		(1, 7) X 0-0 L7	6 0 0 0 0 0 1																						
Tony Gwynn, L OBP: 0.386, SLG: 0.445	(1, 9) B B X 2-1 G4-3			(1, 9) X C 0-1 G6-3		(1, 9) B B X 3-2 G6-3 1B		(1, 9) B B X 3-1 F8		(1, 9) X 0-0 F8	(1, 9) X 0-1 F8	(1, 9) X 0-1 1B	6 0 2 0 0 0 0																						
Steve Finley, L OBP: 0.356, SLG: 0.519	(1, 8) C B B X 3-3 K			(1, 8) B B X 2-0 L9		(1, 8) B B X 3-1 G6-3 1-2f		(1, 8) F S B 1-3 K		(1, 8) B B X 2-1 CS 1B	(1, 8) X 0-0 G4-3	(1, 8) X 0-0 G4-3	6 0 1 0 0 2 3																						
Ken Caminiti, S OBP: 0.399, SLG: 0.594	(1, 5)	(1, 5) X 0-0 F7		(1, 5) B B X 2-1 1B		(1, 5) X 0-0 HR		(1, 5) F X 0-1 HR		(1, 5) B 1 SAFE 1-2 2B BB	(1, 5) B 1 SAFE 1-2 2B BB	(1, 5) B 1 SAFE 1-2 2B BB	4 2 3 2 1 0 0																						
Wally Joyner, L OBP: 0.400, SLG: 0.435	(1, 3) C B B X 3-2 1B		(1, 3) B B X 2-3 K		(1, 3) B B X 3-1 1B		(1, 3) B B X 1-3 K		(1, 3) B B X 1-0 G6-3	(1, 3) B B X 1-1 1-3 2B	(1, 3) B B X 1-1 1-3 2B	(1, 3) B B X 1-1 1-3 2B	5 0 3 0 0 2 1																						
John Flaherty, R OBP: 0.324, SLG: 0.468	(1, 2) B F X 1-1 P4		(1, 2) X 0-0 F8		(1, 2) X 1-2 K		(1, 2) X 1-2 K		(1, 2) B X 3-1 G6-3	(1, 2) B X 3-1 G6-3	(1, 2) B X 3-1 G6-3	(1, 2) B X 3-1 G6-3	5 0 0 0 0 2 4																						
Chris Gomez, R OBP: 0.352, SLG: 0.333	(1, 6) B B X 3-1 P4		(1, 6) C B X 1-1 F9		(1, 6) B B X 2-0 G6-3		(1, 6) B B X 2-0 G6-3		(1, 6) B B X 3-1 PO 1B	(1, 6) B B X 3-1 PO 1B	(1, 6) C X 0-1 SH1-4 1B	(1, 6) C X 0-1 SH1-4 1B	5 1 2 0 0 0 2																						
Jody Reed, R OBP: 0.313, SLG: 0.280	(1, 4) X 0-0 L7		(1, 4) B B X 2-1 1B		(1, 4) B B X 4-1 BB		(1, 4) C B D B 1 SAFE 3-1 PO		(1, 4) C B D B 1 SAFE 3-1 PO	(1, 4) X 0-2 G4-3	(1, 4) X 0-0 SH1-4	(1, 4) X 0-0 SH1-4	3 0 1 0 1 0 0																						
Fernando Valenzuela, L Scott Lincecum, L Tim Lincecum, R Dario Veras, R Sean Johnson, R Doug Boehman, R Sean Bergman, R Archi Cianfranco, R Trevor Hoffman, R	(1, 15) C B X 1-2 L8		(1, 15) B B X 1-2 K		(1, 15) F S B 0-2 G3-1		(1, 15) X 0-0 F9		(1, 15) X 0-0 F9	(1, 15) X 0-0 F9	(1, 15) X 0-0 F9	(1, 15) X 0-0 F9	2 0 0 0 0 0 1 1 1 0 0 0 0 0 0 0 0 0 0 0 0 0 0 0 1 0 1 0 0 0 1 1 0 0 0 0 0 0 0 0 0 0																						
Inning Stats	R: 0 E: 0 K: 1 S: 10	H: 0 LOB: 0 BB: 0 P: 18	R: 0 E: 0 K: 0 S: 8	H: 1 LOB: 1 BB: 0 P: 15	R: 0 E: 0 K: 1 S: 8	H: 1 LOB: 1 BB: 0 P: 14	R: 0 E: 0 K: 1 S: 8	H: 1 LOB: 1 BB: 0 P: 12	R: 0 E: 0 K: 0 S: 7	H: 1 LOB: 0 BB: 0 P: 13	R: 1 E: 0 K: 1 S: 11	H: 2 LOB: 2 BB: 1 P: 23	R: 0 E: 0 K: 1 S: 7	H: 0 LOB: 0 BB: 0 P: 11	R: 1 E: 0 K: 1 S: 9	H: 2 LOB: 0 BB: 0 P: 17	R: 0 E: 0 K: 0 S: 7	H: 2 LOB: 0 BB: 0 P: 8	R: 0 E: 0 K: 1 S: 8	H: 2 LOB: 2 BB: 1 P: 17	R: 1 E: 0 K: 0 S: 8	H: 3 LOB: 2 BB: 0 P: 8	1B: 10 2B: 1 3B: 0 HR: 2	SF: 0 SAC: 1 DP: 1 HBP: 0	WP: 0 PA: 49										
PITCHER	IP WLS BF H R ER SO BB IBB HBP BLK WP HR S P ERA WHIP	IP WLS BF H R ER SO BB IBB HBP BLK WP HR S P ERA WHIP	IP WLS BF H R ER SO BB IBB HBP BLK WP HR S P ERA WHIP	IP WLS BF H R ER SO BB IBB HBP BLK WP HR S P ERA WHIP	IP WLS BF H R ER SO BB IBB HBP BLK WP HR S P ERA WHIP	IP WLS BF H R ER SO BB IBB HBP BLK WP HR S P ERA WHIP	IP WLS BF H R ER SO BB IBB HBP BLK WP HR S P ERA WHIP	IP WLS BF H R ER SO BB IBB HBP BLK WP HR S P ERA WHIP	IP WLS BF H R ER SO BB IBB HBP BLK WP HR S P ERA WHIP	IP WLS BF H R ER SO BB IBB HBP BLK WP HR S P ERA WHIP	IP WLS BF H R ER SO BB IBB HBP BLK WP HR S P ERA WHIP	IP WLS BF H R ER SO BB IBB HBP BLK WP HR S P ERA WHIP	IP WLS BF H R ER SO BB IBB HBP BLK WP HR S P ERA WHIP	IP WLS BF H R ER SO BB IBB HBP BLK WP HR S P ERA WHIP	IP WLS BF H R ER SO BB IBB HBP BLK WP HR S P ERA WHIP	IP WLS BF H R ER SO BB IBB HBP BLK WP HR S P ERA WHIP	IP WLS BF H R ER SO BB IBB HBP BLK WP HR S P ERA WHIP	IP WLS BF H R ER SO BB IBB HBP BLK WP HR S P ERA WHIP	IP WLS BF H R ER SO BB IBB HBP BLK WP HR S P ERA WHIP	IP WLS BF H R ER SO BB IBB HBP BLK WP HR S P ERA WHIP	IP WLS BF H R ER SO BB IBB HBP BLK WP HR S P ERA WHIP	IP WLS BF H R ER SO BB IBB HBP BLK WP HR S P ERA WHIP	IP WLS BF H R ER SO BB IBB HBP BLK WP HR S P ERA WHIP	IP WLS BF H R ER SO BB IBB HBP BLK WP HR S P ERA WHIP	IP WLS BF H R ER SO BB IBB HBP BLK WP HR S P ERA WHIP	IP WLS BF H R ER SO BB IBB HBP BLK WP HR S P ERA WHIP	IP WLS BF H R ER SO BB IBB HBP BLK WP HR S P ERA WHIP	IP WLS BF H R ER SO BB IBB HBP BLK WP HR S P ERA WHIP	IP WLS BF H R ER SO BB IBB HBP BLK WP HR S P ERA WHIP						
Mark Clark, R ERA: 3.46	(1, 1) 6.0																																		
Jerry Dipoto, R ERA: 4.4	(7, 1) 0.2																																		
Paul Byrd, R ERA: 3.89	(7, 1) 0.1																																		
Doug Henry, R ERA: 3.82	(8, 1) 1.0																																		
John Franco, L ERA: 1.85	(9, 1) 2.0																																		

San Diego Padres @ New York Mets
 Shea Stadium, Flushing, NY
 Wed Aug 28 1996 7:05 PM EDT
 Att. 17,442 - Unknown - 73 F

livebaseballscorecards.com

AB 45
 R 3
 H 13
 RBI 3
 BB 2
 SO 7
 LOB 14



Batter	1	2	3	4	5	6	7	8	9	10	11	12	AB	R	H	RBI	BB	SO	LOB	BOTTOM						
Lance Johnson, L (1.8) OBP: 0.349, SLG: 0.460	1-3 K		0-0 S 1B		1-3 K		2-3 K		0-0 FC4-6 1-2f		1-2 G5-3		6	0	1	0	0	3	7							
Edgardo Alfonso, R (1.4) OBP: 0.283, SLG: 0.308	4-1 BB		2-3 K 1-2		1-2 FC6-4 1-2f		2-1 L4-6 2-2			1-3 K		2-2 G6-3	5	0	0	0	1	2	5							
Bernard Gilkey, R (1.7) OBP: 0.388, SLG: 0.573	2-1 F8		0-0 G6-3			0-0 F9		1-3 K		3-1 F9		1-0 2B	6	0	1	0	0	1	2							
Todd Hundley, S (1.2) OBP: 0.365, SLG: 0.589	3-1 P4			2-3 K		4-2 1B SH3 BB		1-0 P6		4-0 BB		1-3 K	4	1	0	0	2	2	2							
Alex Ochoa, R (1.9) OBP: 0.351, SLG: 0.444		2-2 L9		2-2 G1-3		3-2 SH3		0-0 K		0-3 K		0-3 K	4	0	2	0	0	0	0							
John Franco, L (9.1)						1-3 1B							0	0	0	0	0	0	0							
Andy Tomberlin, L (10, PH) OBP: 0.393, SLG: 0.542						1-3 1B							1	0	0	0	0	1	1							
Derek Wallace, R (11.1)						1-3 1B							0	0	0	0	0	0	0							
Brent Mayne, L (12, PH) OBP: 0.366, SLG: 0.389						1-3 1B							1	0	0	0	0	1	1							
Alvaro Espinoza, R (1.5) OBP: 0.303, SLG: 0.424		1-1 L8		1-2 G6-3		0-0 SH3		0-1 P6					4	0	1	1	0	0	1							
Tim Bogar, R (1.3) OBP: 0.246, SLG: 0.226		0-0 G5-3				3-2 G6-3							3	0	0	0	0	0	1							
Roberto Petagine, L (9, PH) OBP: 0.220, SLG: 0.304						1-2 3-H							1	0	0	0	1	0	0							
Rey Ordóñez, R (1.6) OBP: 0.299, SLG: 0.308			0-0 SH1-4 1B		0-0 F9	2-2 WP 1B		0-2 L4-6 BB 1B		3-2 G6-3		1-1 FC1-5 FC6-4	5	1	3	0	0	0	2							
Mark Clark, R (1.1) OBP: 0.066, SLG: 0.068			1-0 SH1-4		4-2 FC6-4 BB		4-0 BB			2-1 FC4-6 HBP		2-0 FC6-4	0	0	0	0	1	0	0							
Jerry Luciano, R (7.1)													0	0	0	0	0	0	0							
Paul Byrd, R (7.1)													0	0	0	0	0	0	0							
Carl Everett, S (7, PH) OBP: 0.338, SLG: 0.331													0	0	0	0	0	1	0							
Doug Henry, R (8.1)													0	0	0	0	0	0	0							
Chris Jones, R (9.9) OBP: 0.301, SLG: 0.379													1	0	0	0	0	0	2							
Inning Stats	R: 0 E: 0 K: 8	H: 0 LOB: 1 BB: 1 P: 18	R: 0 E: 0 K: 6	H: 0 LOB: 0 BB: 0 P: 9	R: 1 E: 0 K: 9	H: 2 LOB: 1 BB: 12	R: 0 E: 0 K: 9	H: 0 LOB: 0 BB: 0 P: 14	R: 0 E: 0 K: 16	H: 1 LOB: 2 BB: 1 P: 24	R: 1 E: 0 K: 13	H: 1 LOB: 1 BB: 1 P: 23	R: 0 E: 0 K: 7	H: 1 LOB: 1 BB: 0 P: 9	R: 0 E: 0 K: 12	H: 0 LOB: 1 BB: 0 P: 20	R: 0 E: 0 K: 8	H: 0 LOB: 1 BB: 1 P: 16	R: 0 E: 0 K: 10	H: 1 LOB: 2 BB: 1 P: 18	R: 0 E: 0 K: 10	H: 1 LOB: 1 BB: 0 P: 14	1B: 7 2B: 2 3B: 0 HR: 0	SF: 0 SAC: 2 DP: 1 HBP: 1	WP: 1 PB: 0 SB: 1 CS: 0	PA: 50
PITCHER	IP	WLS	BF	H	R	ER	SO	BB	IBB	HBP	BLK	WP	HR	S	P	ERA	WHIP									
Fernando Valenzuela, L (1.1) ERA: 3.7	6.0		25	4	2	2	4	3	0	0	0	1	0	61	100	3.00	1.167									
Tim Worrell, R (7.1) ERA: 3.19	0.0		2	1	0	0	0	1	0	0	0	0	0	3	7	∞	∞									
Dario Veras, R (7.1) ERA: 2.45	3.0		10	1	0	0	2	0	0	1	0	0	0	24	38	0.00	0.333									
Doug Bochtler, R (10.1) ERA: 3.56	1.0	W	6	1	0	0	2	2	0	0	0	0	0	11	23	0.00	3.000									
Sean Bergman, R (11.1) ERA: 4.51	1.0		3	0	0	0	0	0	0	0	0	0	0	7	11	0.00	0.000									
PITCHER	IP	WLS	BF	H	R	ER	SO	BB	IBB	HBP	BLK	WP	HR	S	P	ERA	WHIP									
Trevor Hoffman, R (12.1) ERA: 1.96	1.0	S	4	1	0	0	2	0	0	0	0	0	0	10	14	0.00	1.000									

San Diego Padres @ New York Mets
 Shea Stadium, Flushing, NY
 Wed Aug 28 1996, 7:05 PM EDT
 Att: 17,442 - Unknown - 73 F

livebaseballscorecards.com

AB	41
R	2
H	8
RBI	1
BB	6
SO	10
LOB	24



Batter	1	2	3	4	5	6	7	8	9	AB R H RBI BB SO LOB	TOP
Rickey Henderson, R OBP: 0.419, SLG: 0.356 (1, 7)	1-0 G4-3 1B		4-1 G6-3 BB		4-0 S 1B BB		2-1 F8		1-2 L9	3 1 1 0 2 0 1	
Tony Gwynn, L OBP: 0.389, SLG: 0.448 (1, 9)	0-0 G4-3 1-2		2-1 G6-3 1-2		2-1 1B 1B 1-H		0-0 G3-1 1B		1-0 FC3-6 1B 1-2	5 1 3 1 0 0 2	
Steve Finley, L OBP: 0.354, SLG: 0.516 (1, 8)	2-1 F7		0-0 G3		2-0 1B 1-2		2-2 G3-1 1-2		3-1 FC3-6 E 1B 1-2f	5 0 1 0 0 0 5	
Ken Caminiti, S OBP: 0.393, SLG: 0.595 (1, 5)	1-3 K			4-1 FC5-4 BB	1-1 S 1B 1-3 2-H		4-0 IBB		1-1 E5 1B 1-3 2-H	3 0 2 2 2 1 1	
Wally Joyner, L OBP: 0.395, SLG: 0.429 (1, 3)		2-3 K		0-0 P5	3-2 G4-3 1-2		3-2 G3		0-0 G3	5 0 0 0 0 1 7	
Brian Johnson, R OBP: 0.305, SLG: 0.474 (1, 2)		2-2 1B 1B		0-0 FC5-4 1-2f		0-1 G5-3		1-2 G6-3		4 0 1 0 0 0 1	
Chris Gomez, R OBP: 0.351, SLG: 0.332 (1, 6)		3-1 G6-4-3 1B 1-3		1-1 FC5-4 1-2f		0-3 K		2-0 G5-3		4 0 1 0 0 1 1	
Jody Reed, R OBP: 0.312, SLG: 0.282 (1, 4)		1-2 G6-4-3 1-2f			2-2 G5-3		0-1 2B		0-3 K	4 0 1 0 0 1 2	
Joey Hamilton, R OBP: 0.190, SLG: 0.246 Trevor Hoffman, R (9, 1)			0-2 F8		1-3 K		0-1 G6-3		1-2 1B 1B	4 1 1 0 0 1 1 0 0 0 0 0 0 0	
Inning Stats	R: 0 E: 0 K: 1 S: 7 H: 1 LOB: 1 BB: 0 P: 11	R: 0 E: 0 K: 1 S: 11 H: 2 LOB: 1 BB: 0 P: 19	R: 0 E: 0 K: 0 S: 7 H: 0 LOB: 1 BB: 1 P: 13	R: 0 E: 0 K: 0 S: 5 H: 0 LOB: 1 BB: 1 P: 10	R: 2 E: 0 K: 1 S: 15 H: 3 LOB: 2 BB: 1 P: 30	R: 0 E: 0 K: 1 S: 9 H: 1 LOB: 1 BB: 0 P: 9	R: 0 E: 0 K: 0 S: 10 H: 1 LOB: 2 BB: 1 P: 21	R: 0 E: 0 K: 1 S: 7 H: 0 LOB: 0 BB: 0 P: 10	R: 1 E: 1 K: 0 S: 12 H: 3 LOB: 2 BB: 0 P: 19	1B: 10 2B: 1 3B: 0 HR: 0 SF: 0 SAC: 0 DP: 1 HBP: 0	WP: 0 PB: 0 SB: 2 CS: 0 PA: 41
PITCHER	IP WLS BF H R ER SO BB IBB HBP BLK WP HR S P ERA WHIP	IP WLS BF H R ER SO BB IBB HBP BLK WP HR S P ERA WHIP	IP WLS BF H R ER SO BB IBB HBP BLK WP HR S P ERA WHIP	IP WLS BF H R ER SO BB IBB HBP BLK WP HR S P ERA WHIP	IP WLS BF H R ER SO BB IBB HBP BLK WP HR S P ERA WHIP	IP WLS BF H R ER SO BB IBB HBP BLK WP HR S P ERA WHIP	IP WLS BF H R ER SO BB IBB HBP BLK WP HR S P ERA WHIP	IP WLS BF H R ER SO BB IBB HBP BLK WP HR S P ERA WHIP	IP WLS BF H R ER SO BB IBB HBP BLK WP HR S P ERA WHIP	IP WLS BF H R ER SO BB IBB HBP BLK WP HR S P ERA WHIP	IP WLS BF H R ER SO BB IBB HBP BLK WP HR S P ERA WHIP
Paul Wilson, R ERA: 6.31 (1, 1)	7.0 L 32 8 2 2 4 3 1 0 0 0 0 64 113 2.57 1.571										
Jerry Dipoto, R ERA: 4.33 (8, 1)	1.0 3 0 0 0 1 0 0 0 0 0 0 7 10 0.00 0.000										
Paul Byrd, R ERA: 4.03 (9, 1)	1.0 6 3 1 1 0 0 0 0 0 0 0 12 19 9.00 3.000										

San Diego Padres @ New York Mets
Shea Stadium, Flushing, NY
Thu Aug 29 1996, 3:33 AM EDT
Att. 17,016 - Sunny - 84 F

livebaseballscorecards.com

AB	37
R	3
H	11
RBI	3
BB	4
SO	5
LOB	21



Batter 1 2 3 4 5 6 7 8 9 AB R H RBI BB SO LOB BOTTOM

Lance Johnson, L (1, 8) OBP: 0.348, SLG: 0.458	B B F X	2-2 G1-3	0-0 G4-3	2-2 G4-3	X	0-0 0-0	X	0-0	0-0	B B S S X	2-2 G4-3	0-0	0-0	1B	4 0 1 0 0 0 0
Edgardo Alfonzo, R (1, 4) OBP: 0.283, SLG: 0.311 Todd Hundley, S (8, PH) OBP: 0.364, SLG: 0.587 Paul Byrd, R (9, 1)	C B B F X	2-2 G4-3 2B	3-1 L9	0-2 L7	F S X	0-2	2-3 K	3		B S F S X	2-3 K				3 0 1 0 0 0 0 1 0 0 0 0 1 1 0 0 0 0 0 0 0
Carl Everett, S (1, 9) OBP: 0.336, SLG: 0.328	B B F X	2-1 G4-3	0-1 G3	0-3 K	S S C	0-3	3-2 E 1B 1B			B B S B F X	3-2 E 1B 1B			4 1 1 0 0 1 1	
Bernard Gilkey, R (1, 7) OBP: 0.387, SLG: 0.570	F S F X	0-2 F9	1-2 K	0-3 K	B S S C F X	0-3	2-1 E6 1B 1B			B B C C X	2-1 E6 1B 1B			4 1 1 0 0 2 1	
Roberto Petagine, L (1, 3) OBP: 0.241, SLG: 0.320 Alex Ochoa, R (9, PR) OBP: 0.351, SLG: 0.444	S B B S X	2-3 K	0-2 FC6-4 1B	3-2 F8	F B B B X	3-2	1-1 G6-3 1B			C B X	1-1 G6-3 1B			4 0 2 2 0 1 0 0 0 0 0 0 0 0	
Brent Mayne, L (1, 2) OBP: 0.362, SLG: 0.376	B B C C X	4-1 G6-3 E BB	1-3 K	1-0 G4-3	B X	1-0	0-0 F7			X	0-0 F7			3 0 0 0 1 1 2	
Alvaro Espinoza, R (1, 5) OBP: 0.297, SLG: 0.415	S X	0-1 E6 G6-3	0-1 FC6-4	0-1 G6-3	F X	0-1	2-1 G6-3			D B B X	2-1 G6-3			4 0 0 0 0 0 3	
Rey Ordonez, R (1, 6) OBP: 0.298, SLG: 0.306 Andy Tomberlin, L (8, PH) OBP: 0.386, SLG: 0.531 Tim Bogar, R (9, 6) OBP: 0.257, SLG: 0.226	C B B C X	2-2 G6-3	2-2 G6-3	2-2 G6-3	B S T F B X	2-2	4-1 F8 BB			B B B B X	4-1 F8 BB			2 0 0 0 0 0 2 1 0 0 0 0 0 0 0 0 0 0 1 0 0	
Paul Wilson, R (1, 1) OBP: 0.119, SLG: 0.075 Jerry Dipoto, R (8, 1) Carlos Baerga, S (8, PH) OBP: 0.293, SLG: 0.376	C B C C X	0-3 K	0-3 K	0-3 K	S S C	0-3	1-0 P4			D X	1-0 P4			2 0 0 0 0 2 2 0 0 0 0 0 0 0 2 0 0 0 0 0 2	

AB		34
R		2
H		6
RBI		2
BB		2
SO		8
LOB		14

WP: 0	PA: 36
PB: 0	SB: 0
CS: 0	

Inning Stats	R: 0	H: 1	R: 0	H: 0	R: 0	H: 1	R: 0	H: 0	R: 0	H: 0	R: 0	H: 0	R: 0	H: 1	R: 0	H: 1	R: 0	H: 1	R: 2	H: 3	1B: 5	SF: 0	WP: 0	PA: 36	
	E: 0	LOB: 1	E: 1	LOB: 2	E: 0	LOB: 0	E: 0	LOB: 0	E: 0	LOB: 0	E: 0	LOB: 0	E: 0	LOB: 0	E: 0	LOB: 0	E: 0	LOB: 0	E: 1	LOB: 2	2B: 1	SAC: 0	PB: 0		
K: 0	BB: 0	K: 2	BB: 1	K: 0	BB: 0	K: 2	BB: 0	K: 2	BB: 0	K: 1	BB: 0	K: 2	BB: 0	K: 2	BB: 0	K: 1	BB: 0	K: 1	BB: 1	K: 0	BB: 1	3B: 0	DP: 0	SB: 0	
S: 13	P: 19	S: 14	P: 22	S: 5	P: 8	S: 13	P: 15	S: 11	P: 15	S: 9	P: 9	S: 6	P: 10	S: 8	P: 11	S: 8	P: 11	S: 13	P: 26	HR: 0	HBP: 0	CS: 0			

PITCHER	IP	WLS	BF	H	R	ER	SO	BB	IBB	HBP	BLK	WP	HR	S	P	ERA	WHIP
	8.0	W	32	6	2	1	8	1	0	0	0	0	0	87	123	1.12	0.875
	1.0	S	4	0	0	0	0	1	0	0	0	0	0	5	12	0.00	1.000
Joe Hamilton, R (1, 1) ERA: 4.1																	
Trevor Hoffman, R (9, 1) ERA: 1.93																	

San Diego Padres @ New York Mets
Shea Stadium, Flushing, NY
Thu Aug 29 1996, 3:33 AM EDT
Att: 17,016 - Sunny - 84 F



San Diego Padres @ Montreal Expos
 Olympic Stadium, Montreal, QB
 Fri Aug 30 1996, 7:05 PM EDT
 Att. 14,133 - Dome

livebaseballscorecards.com

AB	34
R	6
H	13
RBI	5
BB	4
SO	2
LOB	12



WP:	0	PA:	38
PB:	0		
SB:	1		
CS:	0		

AB R H RBI BB SO LOB

4	0	1	1	1	0	2
4	1	1	0	1	0	1
4	2	2	0	0	0	1
3	1	1	1	1	0	2
4	0	2	2	0	0	2
4	0	0	0	0	1	2
4	1	2	0	0	1	0
4	1	3	1	0	0	1
3	0	1	0	0	0	1
0	0	0	0	1	0	0
0	0	0	0	0	0	0

1B:	11	SF:	0
2B:	2	SAC:	0
3B:	0	DP:	4
HR:	0	HBP:	0

Batter	1	2	3	4	5	6	7	8	9
Rickey Henderson, R OBP: 0.419, SLG: 0.355 (1, 7)	2-1 F8 BB	3-2 1-3 2-H 1B		4-0 G6-4-3 BB		1-0 G6-3 SAFE			0-1 G1-6-3 1-2f
Tony Gwynn, L OBP: 0.389, SLG: 0.445 (1, 9)	4-0 S G6-3 BB		1-1 E 1B 1B	0-0 G6-4-3 1-2f			2-1 G4-3		2-2 G6-3
Steve Finley, L OBP: 0.355, SLG: 0.516 (1, 8)	3-2 G6-3 1-2		0-0 E 1B 1B		1-2 G4-3		0-0 2B 1B		
Ken Caminiti, S OBP: 0.394, SLG: 0.595 (1, 5)	4-1 BB		1-0 E4 1B G5-4-3		1-2 G4-3		1-2 SAFE 1-H 2B		
Wally Joyner, L OBP: 0.396, SLG: 0.430 (1, 3)	3-1 G4-3		1-1 G5-4-3 1-3 2-H 3-H 1B		2-0 FC5-4 1B		3-2 P6		
John Flaherty, R OBP: 0.321, SLG: 0.463 (1, 2)		2-2 L4	2-2 G5-4-3 1-2f 3-H		1-0 FC5-4 1-2f			2-3 K	
Chris Gomez, R OBP: 0.353, SLG: 0.337 (1, 6)		1-2 P3	2-1 1B 2B		0-3 K			3-1 G6-4-3 1B	
Jody Reed, R OBP: 0.316, SLG: 0.287 (1, 4)		2-1 1B 1B	0-2 2-H 1B		0-1 1B			0-1 G6-4-3 1-2f	
Scott Sanders, R OBP: 0.222, SLG: 0.308 Scott Livingstone, L OBP: 0.325, SLG: 0.363 Mike Oquist, R (9, 1)		1-0 1B 1-2 1B		0-1 G4-3		0-0 B3		4-1 G1-6-3 BB	

Inning Stats	R: 0	H: 0	E: 0	K: 0	S: 9	P: 25	R: 1	H: 3	E: 0	K: 0	S: 13	P: 22	R: 4	H: 5	E: 1	K: 0	S: 15	P: 22	R: 0	H: 0	E: 0	K: 0	S: 3	P: 7	R: 0	H: 1	E: 0	K: 0	S: 8	P: 13	R: 0	H: 1	E: 0	K: 1	S: 7	P: 8	R: 1	H: 2	E: 0	K: 0	S: 9	P: 15	R: 0	H: 1	E: 0	K: 1	S: 7	P: 12	R: 0	H: 0	E: 0	K: 0	S: 6	P: 12	R: 0	H: 0	E: 0	K: 0	S: 6	P: 12
--------------	------	------	------	------	------	-------	------	------	------	------	-------	-------	------	------	------	------	-------	-------	------	------	------	------	------	------	------	------	------	------	------	-------	------	------	------	------	------	------	------	------	------	------	------	-------	------	------	------	------	------	-------	------	------	------	------	------	-------	------	------	------	------	------	-------

PITCHER	IP	WLS	BF	H	R	ER	SO	BB	IBB	HBP	BLK	WP	HR	S	P	ERA	WHIP
Jose Paniagua, R ERA: 5.4 (1, 1)	3.0	L	17	8	5	2	0	2	0	0	0	0	0	37	69	6.00	3.333
Jeff Juden, R ERA: 3.55 (4, 1)	3.0		11	2	0	0	1	1	0	0	0	0	0	18	28	0.00	1.000
Dave Veres, R ERA: 4.64 (7, 1)	2.0		7	3	1	1	1	0	0	0	0	0	0	16	27	4.50	1.500
Mike Dyer, R ERA: 4.57 (9, 1)	1.0		3	0	0	0	0	1	0	0	0	0	0	6	12	0.00	1.000

PITCHER	IP	WLS	BF	H	R	ER	SO	BB	IBB	HBP	BLK	WP	HR	S	P	ERA	WHIP
---------	----	-----	----	---	---	----	----	----	-----	-----	-----	----	----	---	---	-----	------

Batter	1	2	3	4	5	6	7	8	9	AB R H RBI BB SO LOB
F.P. Santangelo, S OBP: 0.380, SLG: 0.429 (1, 8)	1-1 F9		0-0 F7			1-3 K			1-0 G5-4-3 1B	4 0 1 0 0 1 0
Mike Lansing, R OBP: 0.350, SLG: 0.427 (1, 4)	2-2 G6-3		3-3 K			2-2 G6-3			0-1 G5-4-3 1-2f	4 0 0 0 0 1 1
Cliff Floyd, L OBP: 0.332, SLG: 0.411 (1, 9)	0-1 L9				1-0 F9				2-1 L6	3 0 0 0 1 0 0
David Segui, S OBP: 0.360, SLG: 0.425 (1, 3)		2-2 2B			0-0 G3				4-2 G4-6-3 1-2 BB	2 0 1 0 1 0 0
Henry Rodriguez, L OBP: 0.316, SLG: 0.559 (1, 7)		2-3 K			1-3 K				1-3 K	3 0 0 0 0 3 3
Darrin Fletcher, L OBP: 0.333, SLG: 0.450 Raul Chavez, R (8, 2)		4-1 BB			2-1 P5				0-0 G4-6-3 1-2f	2 0 0 0 1 0 2 0 0 0 0 0 0 0
Mark Grudzielanek, R OBP: 0.337, SLG: 0.396 (1, 6)		0-1 P8			3-1 F9				0-2 K	3 0 0 0 0 1 2
Shane Andrews, R OBP: 0.310, SLG: 0.455 (1, 5)		0-3 K			3-3 K				0-0 P6	3 0 0 0 0 2 2
Jose Paniagua, R Sherman Obando, R Jeff Juden, R Dave Silvestri, R Dave Veres, R Rondell White, R Mike Dyer, R (1, 1) (3, PH) (4, 1) (6, PH) (7, 1) (8, PH) (9, 1)			3-2 G5-3			2-3 K			2-3 K	0 0 0 0 0 0 0 1 0 0 0 0 0 0 0 0 0 0 0 0 0 1 0 0 0 0 1 0 0 0 0 0 0 0 0 1 0 0 0 0 1 0 0 0 0 0 0 0 0

Inning Stats	R: 0 E: 0 K: 0 S: 7	H: 0 LOB: 0 BB: 0 P: 10	R: 0 E: 0 K: 2 S: 12	H: 1 LOB: 2 BB: 1 P: 20	R: 0 E: 0 K: 1 S: 7	H: 0 LOB: 0 BB: 0 P: 13	R: 0 E: 0 K: 1 S: 5	H: 0 LOB: 0 BB: 0 P: 7	R: 0 E: 0 K: 1 S: 8	H: 0 LOB: 0 BB: 0 P: 16	R: 0 E: 0 K: 2 S: 9	H: 0 LOB: 0 BB: 0 P: 14	R: 0 E: 0 K: 1 S: 7	H: 0 LOB: 1 BB: 2 P: 16	R: 0 E: 0 K: 2 S: 7	H: 0 LOB: 0 BB: 0 P: 9	R: 0 E: 0 K: 0 S: 5	H: 1 LOB: 0 BB: 0 P: 8	1B: 1 2B: 1 3B: 0 HR: 0	SF: 0 SAC: 0 DP: 2 HBP: 0	WP: 0 PB: 0 SB: 0 CS: 0	PA: 30
--------------	------------------------------	----------------------------------	-------------------------------	----------------------------------	------------------------------	----------------------------------	------------------------------	---------------------------------	------------------------------	----------------------------------	------------------------------	----------------------------------	------------------------------	----------------------------------	------------------------------	---------------------------------	------------------------------	---------------------------------	----------------------------------	------------------------------------	----------------------------------	--------

PITCHER	IP	WLS	BF	H	R	ER	SO	BB	IBB	HBP	BLK	WP	HR	S	P	ERA	WHIP
Scott Sanders, R ERA: 3.42 (1, 1)	8.0	W	27	1	0	0	10	3	0	0	0	0	0	62	105	0.00	0.500
Mike Oquist, R ERA: (9, 1)	1.0		3	1	0	0	0	0	0	0	0	0	0	5	8	0.00	1.000

BOTTOM

San Diego Padres @ Montreal Expos
Olympic Stadium, Montreal, QB

Fri Aug 30 1996, 7:05 PM EDT
Att. 14,133 - Dome

livebaseballscorecards.com

AB	27
R	0
H	2
RBI	0
BB	3
SO	10
LOB	10



San Diego Padres @ Montreal Expos
 Olympic Stadium, Montreal, QB
 Sat Aug 31 1996, 7:05 PM EDT
 Att. 18,235 - Dome

livebaseballscorecards.com

AB	31
R	2
H	4
RBI	2
BB	3
SO	15
LOB	10



WP:	0	PA:	35
PB:	0		
SB:	1		
CS:	0		

Batter	1	2	3	4	5	6	7	8	9	AB	R	H	RBI	BB	SO	LOB
Rickey Henderson, R OBP: 0.418, SLG: 0.353 (1, 8) C B B S	2-3 K		1-0 P4		4-2 BB			2-1 F8		3	0	0	0	1	1	0
Tony Gwynn, L OBP: 0.388, SLG: 0.443 (1, 9) B F X	1-1 G3-1			1-0 P4	0-2 G4-3			0-1 DI 1B		4	1	1	0	0	0	3
Ken Caminiti, S OBP: 0.395, SLG: 0.593 (1, 5) B B C C B X	3-2 G1-3			4-0 BB		0-2 G3		3-2 1B 1B		3	1	1	1	1	0	0
Greg Vaughn, R OBP: 0.370, SLG: 0.556 (1, 7) Tim Worrell, R OBP: 0.200, SLG: 0.158 Scott Livingstone, L OBP: 0.329, SLG: 0.367 Sean Bergman, R OBP: 0.100, SLG: 0.200 (8, 1) B B B F SAFE S	3-3 K		2-3 K		2-3 K		0-1 1B			3	0	0	0	0	3	1
Archi Cianfrocco, R OBP: 0.328, SLG: 0.432 Wally Joyner, L OBP: 0.395, SLG: 0.429 (8, 3) C B T T S	1-3 K		1-3 K		0-3 K		0-3 K			3	0	0	0	0	0	3
John Flaherty, R OBP: 0.323, SLG: 0.462 (1, 2) B C B F X	2-2 1B			4-0 BB HBP BB			2-3 K		2-3 K	3	0	1	0	1	2	0
Chris Gomez, R OBP: 0.349, SLG: 0.333 (1, 6) C B B C SAFE SAFE S	3-3 K			1-3 K		0-0 G4-3		0-0 L8		4	0	0	0	0	2	2
Jody Reed, R OBP: 0.316, SLG: 0.285 Chris Gwynn, L OBP: 0.270, SLG: 0.241 (9, PH) C B B X	2-2 F7			1-2 BB HBP		1-3 K		1-3 K		2	0	0	0	0	1	0
Bob Tewksbury, R OBP: 0.067, SLG: 0.052 Steve Finley, L OBP: 0.355, SLG: 0.515 (6, 8) S B X	1-1 G5-3			1-3 K				1-1 P6		2	0	0	0	0	1	2
										1	0	0	0	0	0	0

Batter	1	2	3	4	5	6	7	8	9	AB	R	H	RBI	BB	SO	LOB
Rickey Henderson, R OBP: 0.418, SLG: 0.353 (1, 8) C B B S	2-3 K		1-0 P4		4-2 BB			2-1 F8		3	0	0	0	1	1	0
Tony Gwynn, L OBP: 0.388, SLG: 0.443 (1, 9) B F X	1-1 G3-1			1-0 P4	0-2 G4-3			0-1 DI 1B		4	1	1	0	0	0	3
Ken Caminiti, S OBP: 0.395, SLG: 0.593 (1, 5) B B C C B X	3-2 G1-3			4-0 BB		0-2 G3		3-2 1B 1B		3	1	1	1	1	0	0
Greg Vaughn, R OBP: 0.370, SLG: 0.556 (1, 7) Tim Worrell, R OBP: 0.200, SLG: 0.158 Scott Livingstone, L OBP: 0.329, SLG: 0.367 Sean Bergman, R OBP: 0.100, SLG: 0.200 (8, 1) B B B F SAFE S	3-3 K		2-3 K		2-3 K		0-1 1B			3	0	0	0	0	3	1
Archi Cianfrocco, R OBP: 0.328, SLG: 0.432 Wally Joyner, L OBP: 0.395, SLG: 0.429 (8, 3) C B T T S	1-3 K		1-3 K		0-3 K		0-3 K			3	0	0	0	0	0	3
John Flaherty, R OBP: 0.323, SLG: 0.462 (1, 2) B C B F X	2-2 1B			4-0 BB HBP BB			2-3 K		2-3 K	3	0	1	0	1	2	0
Chris Gomez, R OBP: 0.349, SLG: 0.333 (1, 6) C B B C SAFE SAFE S	3-3 K			1-3 K		0-0 G4-3		0-0 L8		4	0	0	0	0	2	2
Jody Reed, R OBP: 0.316, SLG: 0.285 Chris Gwynn, L OBP: 0.270, SLG: 0.241 (9, PH) C B B X	2-2 F7			1-2 BB HBP		1-3 K		1-3 K		2	0	0	0	0	1	0
Bob Tewksbury, R OBP: 0.067, SLG: 0.052 Steve Finley, L OBP: 0.355, SLG: 0.515 (6, 8) S B X	1-1 G5-3			1-3 K				1-1 P6		2	0	0	0	0	1	2
										1	0	0	0	0	0	0

Inning Stats	R: 0	H: 0	E: 0	K: 1	S: 8	P: 14	R: 0	H: 1	E: 0	K: 3	S: 14	P: 23	R: 0	H: 0	E: 0	K: 0	S: 6	P: 10	R: 0	H: 0	E: 0	K: 2	S: 8	P: 16	R: 0	H: 0	E: 0	K: 2	S: 13	P: 24	R: 0	H: 0	E: 0	K: 2	S: 10	P: 12	R: 0	H: 0	E: 0	K: 2	S: 8	P: 11	R: 2	H: 3	E: 0	K: 1	S: 15	P: 21	R: 0	H: 0	E: 0	K: 2	S: 7	P: 10	1B: 4	SF: 0	2B: 0	SAC: 0	3B: 0	DP: 0	HR: 0	HBP: 1	WP: 0	PA: 35
--------------	------	------	------	------	------	-------	------	------	------	------	-------	-------	------	------	------	------	------	-------	------	------	------	------	------	-------	------	------	------	------	-------	-------	------	------	------	------	-------	-------	------	------	------	------	------	-------	------	------	------	------	-------	-------	------	------	------	------	------	-------	-------	-------	-------	--------	-------	-------	-------	--------	-------	--------

PITCHER	IP	WLS	BF	H	R	ER	SO	BB	IBB	HBP	BLK	WP	HR	S	P	ERA	WHIP
Omar Daal, L ERA: 3.27 (1, 1)	5.0	W	20	1	0	0	8	3	0	1	0	0	0	49	87	0.00	0.800
Ugueth Urbina, R ERA: 4.08 (6, 1)	2.2		10	2	2	2	4	0	0	0	0	0	0	27	38	6.75	0.750
Mel Rojas, R ERA: 3.69 (8, 1)	1.1	S	5	1	0	0	3	0	0	0	0	0	0	13	16	0.00	0.750

Batter	1	2	3	4	5	6	7	8	9	AB	R	H	RBI	BB	SO	LOB
Rondell White, R OBP: 0.342, SLG: 0.455 (1, 8)	1-1 G5-3		0-1 G1-3			4-2 1B FC6-4 BB				3	1	0	0	1	1	2
Mike Lansing, R OBP: 0.351, SLG: 0.427 (1, 4)	0-0 2B 1B		1-0 F8			2-1 FC6-4 1B 1-3 2-H				4	0	2	1	0	0	2
David Segui, S OBP: 0.361, SLG: 0.428 (1, 3)	0-0 1-3 2B			1-0 F7		4-0 FC6-4 IBB			0-1 F8	3	0	1	0	1	0	0
Moises Alou, R OBP: 0.344, SLG: 0.462 (1, 9)	2-3 K		0-1 G4-3 3B 1B			0-0 FC6-4 1-2 2-3 3-H			2-3 K	4	1	1	1	0	2	4
Shane Andrews, R OBP: 0.310, SLG: 0.455 (8, 5)										0	0	0	0	0	0	0
Darrin Fletcher, L OBP: 0.330, SLG: 0.444 (1, 2)	2-3 K		3-2 G4-3 1-2			0-0 G4-3			1-1 F7	4	0	0	0	0	1	5
F.P. Santangelo, S OBP: 0.378, SLG: 0.434 (1, 5)		0-0 F7		1-0 2-H 3B					1-1 G4-3	4	0	1	1	0	0	0
Cliff Floyd, L OBP: 0.330, SLG: 0.413 (1, 7)		2-1 G5-3		1-3 K					0-0 2B	4	1	1	0	0	1	1
Mark Grudzielanek, R OBP: 0.339, SLG: 0.399 (1, 6)		0-3 K				0-2 S SH1-3 1B			1-2 2B	4	1	2	1	0	1	0
Omar Daal, L (1, 1)			0-3 K			0-0 SH1-3 1-2			4-0 BB	1	0	0	0	0	1	0
Dave Silvestri, R (5, PH)										0	0	0	0	0	0	0
Ugueth Urbina, R (6, 1)										0	0	0	0	1	0	0
Mel Rojas, R (8, 1)										0	0	0	0	0	0	0

Inning Stats	R: 0	H: 2	E: 0	K: 2	S: 11	LOB: 2	BB: 0	P: 16	R: 0	H: 0	E: 0	K: 1	S: 6	LOB: 0	BB: 0	P: 8	R: 0	H: 0	E: 0	K: 1	S: 6	LOB: 0	BB: 0	P: 7	R: 1	H: 2	E: 0	K: 1	S: 11	LOB: 1	BB: 0	P: 17	R: 2	H: 2	E: 0	K: 0	S: 10	LOB: 2	BB: 2	P: 20	R: 1	H: 2	E: 0	K: 1	S: 10	LOB: 2	BB: 1	P: 18	R: 0	H: 0	E: 0	K: 1	S: 7	LOB: 0	BB: 0	P: 10	R: 0	H: 0	E: 0	K: 0	S: 9	LOB: 0	BB: 0	P: 14
PITCHER	IP	WLS	BF	H	R	ER	SO	BB	IBB	HBP	BLK	WP	HR	S	P	ERA	WHIP																																															
Bob Tewksbury, R (1, 1)	5.1	L	27	8	4	4	5	2	1	0	0	0	0	50	80	6.75	1.875																																															
Tim Worrell, R (6, 1)	1.2		5	0	0	0	2	0	0	0	0	0	0	11	16	0.00	0.000																																															
Sean Bergman, R (8, 1)	1.0		3	0	0	0	0	0	0	0	0	0	0	9	14	0.00	0.000																																															

BOTTOM

San Diego Padres @ Montreal Expos
Olympic Stadium, Montreal, QB

Sat Aug 31 1996, 7:05 PM EDT
Att. 18,235 - Dome

livebaseballscorecards.com

AB	31
R	4
H	8
RBI	4
BB	3
SO	7
LOB	14



WP: 0	PA: 35
PB: 0	SB: 1
CS: 0	

BOTTOM

San Diego Padres @ Montreal Expos
Olympic Stadium, Montreal, QB
Sun Sep 01 1996, 3:33 AM EDT
Att. 20,666 - Dome

livebaseballscorecards.com

AB 33
R 7
H 12
RBI 6
BB 1
SO 5
LOB 14



WP: 1 PA: 36
PB: 0
SB: 2
CS: 0

Batter	1	2	3	4	5	6	7	8	9	AB	R	H	RBI	BB	SO	LOB				
Rondell White, R OBP: 0.345, SLG: 0.456 (1, 8)	3-1 FC5-4 1B		3-2 G6-3		1-3 K	3-2 G5-4-3 1B				4	0	2	0	0	1	0				
Mike Lansing, R OBP: 0.349, SLG: 0.424 (1, 4)	2-2 FC5-4 1-2f		1-2 G4-3		0-0 G5-3	1-0 G5-4-3 1-2f				4	0	0	0	0	0	3				
David Segui, S OBP: 0.366, SLG: 0.438 (1, 3)	1-3 K		1-2 FC5-4 1B			0-0 2B	0-0 WP SF7 2B			4	2	3	0	0	1	1				
Moises Alou, R OBP: 0.343, SLG: 0.459 (1, 9)	0-2 G4-3		0-0 FC5-4 1-2f			4-1 2B 1B BB	1-3 K			3	1	0	0	1	1	3				
Henry Rodriguez, L OBP: 0.316, SLG: 0.559 (1, 7)		1-0 F8		1-0 HR		1-2 1B 2B	2-2 SF7			0	0	0	0	0	0	0				
Cliff Floyd, L OBP: 0.333, SLG: 0.436 (2, PH) (3, 7)						1-3 2-H 1B 2B	3-H SF7			3	2	2	3	0	0	0				
F.P. Santangelo, S OBP: 0.380, SLG: 0.434 (1, 5)		0-1 G5-3 HBP 1B		3-2 L6		3-2 G3 1B 1B	1-1 G3			4	1	2	2	0	0	0				
Shane Andrews, R OBP: 0.310, SLG: 0.455 (8, 5)						2-H 3-H 1B 1B				0	0	0	0	0	0	0				
Mark Grudzielanek, R OBP: 0.341, SLG: 0.400 (1, 6)		1-2 SAFE G5-3 HBP 1B		1-2 P4		0-0 1B G3 1B				3	1	2	0	0	0	0				
Lenny Webster, R OBP: 0.325, SLG: 0.287 (1, 2)		1-2 SAFE G5-3		0-0 L7		0-1 G3				4	0	0	0	0	0	5				
Jeff Fassero, L OBP: 0.190, SLG: 0.091 (1, 1)		0-3 K				1-0 1B S 1B				3	0	1	1	0	1	2				
Mike Dyer, R (8, 1)										0	0	0	0	0	0	0				
Dave Leiper, L (8, 1)										0	0	0	0	0	0	0				
Mel Rojas, R OBP: 0.375, SLG: 0.500 (8, 1)						2-3 3-H 1B				1	0	0	0	0	1	0				
Inning Stats	R: 0 E: 0 K: 1 S: 11	H: 1 LOB: 1 BB: 0 P: 17	R: 0 E: 0 K: 1 S: 12	H: 1 LOB: 2 BB: 0 P: 15	R: 0 E: 0 K: 0 S: 11	H: 1 LOB: 1 BB: 0 P: 16	R: 1 E: 0 K: 0 S: 12	H: 1 LOB: 0 BB: 0 P: 17	R: 0 E: 0 K: 1 S: 9	H: 0 LOB: 0 BB: 0 P: 11	R: 5 E: 0 K: 2 S: 22	H: 6 LOB: 1 BB: 1 P: 35	R: 1 E: 0 K: 1 S: 9	H: 1 LOB: 0 BB: 0 P: 13	R: 0 E: 0 K: 1 S: 5	H: 1 LOB: 0 BB: 0 P: 8	1B: 8 2B: 3 3B: 0 HR: 1	SF: 1 SAC: 0 DP: 2 HBP: 1	WP: 1 PB: 0 SB: 2 CS: 0	PA: 36 ERA WHIP

PITCHER	IP	WLS	BF	H	R	ER	SO	BB	IBB	HBP	BLK	WP	HR	S	P	ERA	WHIP
Andy Ashby, R ERA: 2.91 (1, 1)	5.0	L	22	5	3	3	3	1	0	1	0	0	1	57	82	5.40	1.200
Dario Veras, R ERA: 4.2 (6, 1)	0.1		6	5	3	3	0	0	0	0	0	0	0	19	27	81.00	15.000
Willie Blair, R ERA: 4.4 (6, 1)	1.2		5	1	1	1	1	0	0	0	0	1	0	10	15	5.40	0.600
Mike Oquist, R ERA: (8, 1)	1.0		3	1	0	0	1	0	0	0	0	0	0	5	8	0.00	1.000

Batter	1	2	3	4	5	6	7	8	9	AB	R	H	RBI	BB	SO	LOB	TOP					
Rickey Henderson, R OBP: 0.419, SLG: 0.364 (1, 7)	2-2 1B 1B	2-2 E3		1-1 WP F8-2 2B		3-2 F8		3-2 L7		5	1	2	0	0	0	0						
Tony Gwynn, L OBP: 0.388, SLG: 0.440 (1, 9)	0-2 F8	0-1 L5		4-2 G1-3 BB		0-1		1-3 K		4	0	1	0	1	1	2						
Sean Bergman, R OBP: 0.100, SLG: 0.200 (8, 1)				2-3		1B				0	0	0	0	0	0	0						
Steve Finley, L OBP: 0.357, SLG: 0.523 (1, 8)	2-1 CI 1B 1B		0-0	0-1 G1-3		2-2 P4			1-3 K	5	2	2	0	0	1	3						
Ken Caminiti, S OBP: 0.398, SLG: 0.597 (1, 5)	2-2 CI 1B SF8		2-2 1B G5-3 2B	4-0		4-0 F9 1B BB			1-3 K	2	2	1	0	2	1	0						
Wally Joyner, L OBP: 0.398, SLG: 0.431 (1, 3)	2-2 FC5-4 1B		1-2 1B	1-2 F8-2		0-3 K			1-0 1B	5	0	3	3	0	1	4						
John Flaherty, R OBP: 0.323, SLG: 0.461 (1, 2)	0-1 SF8		1-1 G5-3		1-0 F8		0-0 1B		1-2 L6	4	0	1	2	0	0	2						
Craig Shipley, R OBP: 0.348, SLG: 0.419 (1, 4)	1-1 FC5-4		2-1		2-2 G5-3		3-2 F9			2	0	0	0	0	0	1						
Luis Lopez, S OBP: 0.236, SLG: 0.248 (5, 4)										0	0	0	0	0	0	0						
Greg Vaughn, R OBP: 0.369, SLG: 0.552 (7, PH)										1	0	0	0	0	0	2						
Jody Reed, R OBP: 0.315, SLG: 0.285 (7, 4)										0	0	0	0	0	0	0						
Chris Gomez, R OBP: 0.345, SLG: 0.327 (1, 6)			0-0 L7	0-3 K		0-0 F9			2-1 F9	4	0	0	0	0	1	4						
Fernando Valenzuela, L OBP: 0.155, SLG: 0.190 (1, 1)																						
Brian Johnson, R OBP: 0.300, SLG: 0.464 (8, PH)			1-1 G4-3	2-2 F9					0-0 G4-3	3	0	0	0	0	0	2						
Doug Dascenzo, S OBP: 0.125, SLG: 0.125 (8, 9)										1	0	0	0	0	0	0						
										0	0	0	0	0	0	0						
Inning Stats	R: 3 E: 1 K: 0 S: 19	H: 3 LOB: 1 BB: 0 P: 28	R: 0 E: 1 K: 0 S: 8	H: 0 LOB: 1 BB: 0 P: 11	R: 2 E: 0 K: 1 S: 17	H: 3 LOB: 2 BB: 0 P: 25	R: 0 E: 0 K: 0 S: 9	H: 1 LOB: 2 BB: 2 P: 19	R: 0 E: 0 K: 0 S: 6	H: 0 LOB: 0 BB: 0 P: 9	R: 0 E: 0 K: 0 S: 9	H: 1 LOB: 1 BB: 0 P: 14	R: 0 E: 0 K: 1 S: 9	H: 1 LOB: 2 BB: 1 P: 18	R: 0 E: 0 K: 1 S: 9	H: 0 LOB: 0 BB: 0 P: 13	R: 0 E: 0 K: 2 S: 10	H: 1 LOB: 1 BB: 0 P: 14	1B: 8 2B: 3 3B: 0 HR: 0	SF: 1 SAC: 0 DP: 1 HBP: 1	WP: 1 PB: 0 SB: 0 CS: 0	PA: 42
PITCHER	IP	WLS	BF	H	R	ER	SO	BB	IBB	HBP	BLK	WP	HR	S	P	ERA	WHIP					
Rich Hunter, R ERA: 6.58 (1, 1)	3.0	L	18	6	5	3	1	0	0	1	0	0	0	44	64	9.00	2.000					
Jeff Parrett, R ERA: 3.79 (4, 1)	2.0		8	1	0	0	0	1	1	0	0	1	0	15	28	0.00	1.000					
Ricardo Jordan, L ERA: 2.14 (6, 1)	3.0		12	2	0	0	2	1	0	0	0	0	0	27	45	0.00	1.000					
Larry Mitchell, R ERA: 4.5 (9, 1)	1.0		4	1	0	0	2	0	0	0	0	0	0	10	14	0.00	1.000					

San Diego Padres @ Philadelphia Phillies
Veterans Stadium, Philadelphia, PA
Mon Sep 02 1996, 7:05 PM EDT
Att. 15,263 - Unknown - 82 F

AB	36
R	5
H	10
RBI	5
BB	3
SO	5
LOB	20



BOTTOM

San Diego Padres @ Philadelphia Phillies
Veterans Stadium, Philadelphia, PA

Mon Sep 02 1996, 7:05 PM EDT
Att: 15,263 - Unknown - 82 F

livebaseballscorecards.com

AB	34
R	1
H	8
RBI	0
BB	2
SO	4
LOB	15



WP:	1	PA:	36
PB:	1	SB:	0
CS:	0		

AB	R	H	RBI	BB	SO	LOB
4	0	0	0	0	0	1
2	0	0	0	0	0	1
0	0	0	0	0	0	0
1	0	1	0	0	0	0
0	0	0	0	0	0	0
1	0	0	0	0	1	0
0	0	0	0	0	0	0
4	0	2	0	0	0	1
4	0	2	0	0	1	1
3	0	0	0	1	1	4
4	1	2	0	0	0	1
3	0	0	0	1	0	3
4	0	0	0	0	1	2
0	0	0	0	0	0	0
4	0	1	0	0	0	1

Batter	1	2	3	4	5	6	7	8	9
Ricky Otero, S OBP: 0.322, SLG: 0.337 (1, 8) C X	0-1 L9 ①		0-0 FC5-4 1B 1-2f ①		1-2 G6-3 ①		0-2 G4-3 ③		
Mickey Morandini, L OBP: 0.320, SLG: 0.325 Jeff Parrett, R (4, 1) F C S Jon Zuber, L OBP: 0.263, SLG: 0.222 Ricardo Jordan, L (5, PH) F F F Gary Bennett, R OBP: 0.450, SLG: 0.400 Larry Mitchell, R (8, PH) F X (9, 1)	2-2 L1 ②		2-1 P7 ②		2-2 G5-4-3 1B ②		1-3 K ①		
Gregg Jefferies, S OBP: 0.338, SLG: 0.386 (1, 7) B F C X	2-2 WP 1B ②		3-2 1B 1-2 1B ②		1-0 G5-4-3 1-2f ② ③		1-1 G5-3 ②		
Benito Santiago, R OBP: 0.313, SLG: 0.487 (1, 2) B C F B C	3-3 K 1-2 ③		0-0 1B 1-2 2-3 1B ③		1-2 L7 ①		0-2 1B ③		
Scott Rolen, R OBP: 0.318, SLG: 0.360 (1, 5) B F B X		0-3 K ①	3-1 G6-3 ③		4-1 FC6-4 BB ②		0-2 G6-1 ③		
Gene Schall, R OBP: 0.378, SLG: 0.351 (1, 3) B B B B C X		3-2 G5-3 ②		3-2 2B ①		0-0 FC6-4 1-2f ②		2-2 G4-3 PB 2B ①	
Wendell Magee, R OBP: 0.207, SLG: 0.250 (1, 9) B F B B C C		4-2 BB ②		0-0 G5-3 ①		3-1 P3 ③		0-2 G4-3 2-3 ①	
Kevin Sevcik, R OBP: 0.364, SLG: 0.510 (1, 6) (4, 4) X		0-0 F7 ③		2-2 G6-3 ②			0-2 G1-3 ①		2-3 K ②
Rich Hunter, R OBP: 0.214, SLG: 0.154 Kevin Stocker, S (3, PH) OBP: 0.321, SLG: 0.327 (4, 6) B C B S X			2-2 FC5-4 1B ②		1-0 F7 ③		2-2 F7 ②		3-H 1-2 F8 ③

Inning	R	H	E	K	S	H	LOB	BB	P
1	0	1	0	1	14	0	1	0	21
2	0	0	0	1	10	0	0	1	17
3	0	3	0	0	14	3	3	0	24
4	0	1	0	0	9	1	1	0	15
5	0	1	0	0	9	0	0	0	13
6	1	0	1	0	7	0	1	1	15
7	0	0	0	0	11	0	0	0	13
8	0	1	0	1	11	1	1	0	13
9	1	1	0	1	12	0	0	0	17

PITCHER	IP	WLS	BF	H	R	ER	SO	BB	IBB	HBP	BLK	WP	HR	S	P	ERA	WHIP
Fernando Valenzuela, L ERA: 3.53 (1, 1)	7.0	W	28	6	0	0	2	2	0	0	0	1	0	74	118	0.00	1.143
Sean Bergman, R ERA: 4.39 (8, 1)	2.0		8	2	1	0	2	0	0	0	0	0	0	23	30	0.00	1.000

1B:	6	SF:	0
2B:	2	SAC:	0
3B:	0	DP:	1
HR:	0	HBP:	0

Batter	1	2	3	4	5	6	7	8	9	AB R H RBI BB SO LOB	TOP	
Rickey Henderson, R OBP: 0.418, SLG: 0.362 (1, 9)	4-0 CS BB BB		2-2 F9			1-1 G5-3		2-1 F9		3 0 0 0 1 0 0		
Steve Finley, L OBP: 0.356, SLG: 0.523 (1, 8)	1-3 K			2-2 G4-3		3-2 E8 2B		2-1 G4-3		4 0 1 0 0 1 1		
Ken Caminiti, S OBP: 0.397, SLG: 0.593 (1, 5)	4-1 BB			0-0 F8		2-3 K			3-2 G4-3	3 0 0 0 1 1 1		
Greg Vaughn, R OBP: 0.369, SLG: 0.556 (1, 7)	2-2 F8			2-2 F9			0-1 HR		0-0 F9	4 1 1 1 0 0 2		
Craig Shipley, R OBP: 0.344, SLG: 0.411 (1, 4)	3-2 CS	1-0 G5-3			0-2 L1		1-0 F9		0-0 1B	4 0 1 0 0 0 0 0 0 0 0 0 0 0		
Luis Lopez, S OBP: 0.236, SLG: 0.248 (9, PR)	2-3											
Wally Joyner, L OBP: 0.399, SLG: 0.433 (1, 3)		4-1 G6-4-3 BB			1-0 F8		1-2 2B		1-2 L5	3 0 1 0 1 0 1		
Brian Johnson, R OBP: 0.301, SLG: 0.480 (1, 2)					0-1 HR					2 1 1 1 0 0 1		
Scott Livingstone, L OBP: 0.331, SLG: 0.369 (7, PH)		1-2 G6-4-3					0-1 G4-3			1 0 0 0 0 0 1 0 0 0 0 0 0 0		
John Flaherty, R OBP: 0.323, SLG: 0.461 (7, 2)		1-2										
Chris Gomez, R OBP: 0.343, SLG: 0.324 (1, 6)			2-3 K		2-3 K		2-0 F7			3 0 0 0 0 2 1		
Joey Hamilton, R OBP: 0.185, SLG: 0.238 (1, 1)			2-2 L7							2 0 0 0 0 1 0		
Tim Worrell, R OBP: 0.200, SLG: 0.158 (7, 1)										0 0 0 0 0 0 0		
Tony Gwynn, L OBP: 0.387, SLG: 0.439 (8, PH)										1 0 0 0 0 0 0		
Trevor Hoffman, R (8, 1)										0 0 0 0 0 0 0		
Inning Stats	R: 0 H: 0 E: 0 LOB: 1 K: 1 BB: 2 S: 10 P: 24	R: 0 H: 0 E: 0 LOB: 0 K: 0 BB: 1 S: 5 P: 11	R: 0 H: 0 E: 0 LOB: 0 K: 1 BB: 0 S: 13 P: 19	R: 0 H: 0 E: 0 LOB: 0 K: 0 BB: 0 S: 8 P: 12	R: 1 H: 1 E: 0 LOB: 0 K: 1 BB: 0 S: 10 P: 13	R: 0 H: 1 E: 1 LOB: 1 K: 2 BB: 0 S: 11 P: 18	R: 1 H: 2 E: 0 LOB: 1 K: 0 BB: 0 S: 9 P: 13	R: 0 H: 0 E: 0 LOB: 0 K: 0 BB: 0 S: 5 P: 9	R: 0 H: 1 E: 0 LOB: 1 K: 0 BB: 0 S: 11 P: 15	1B: 1 SF: 0 2B: 2 SAC: 0 3B: 0 DP: 1 HR: 2 HBP: 0	WP: 0 PA: 34 PB: 0 SB: 0 CS: 1	
PITCHER	IP WLS BF H R ER SO BB IBB HBP BLK WP HR S P ERA WHIP											
Mike Mims, L ERA: 5.54 (1, 1)	5.0 W 17 1 1 1 3 3 0 0 0 0 0 1 46 79 1.80 0.800											
Toby Borland, R ERA: 4.31 (6, 1)	2.0 9 3 1 1 2 0 0 0 0 0 0 1 20 31 4.50 1.500											
Ken Ryan, R ERA: 2.62 (8, 1)	2.0 S 7 1 0 0 0 0 0 0 0 0 0 0 16 24 0.00 0.500											

San Diego Padres @ Philadelphia Phillies
Veterans Stadium, Philadelphia, PA
Tue Sep 03 1996, 7:05 PM EDT
Att. 16,797 - Unknown - 80 F

AB	30
R	2
H	5
RBI	2
BB	3
SO	5
LOB	8



BOTTOM

San Diego Padres @ Philadelphia Phillies
 Veterans Stadium, Philadelphia, PA

AB	34
R	8
H	13
RBI	8
BB	2
SO	8
LOB	10



WP:	0	PA:	36
PB:	0		
SB:	2		
CS:	1		

ERA	WHIP
-----	------

Tue Sep 03 1996, 7:05 PM EDT
 Att: 16,797 - Unknown - 80 F

AB R H RBI BB SO LOB

4	1	3	1	0	0	1
3	0	0	0	1	0	3
4	1	1	2	0	2	2
3	2	2	0	1	1	0
4	1	2	0	0	0	1
4	1	2	4	0	0	0
4	0	0	0	0	3	2
4	2	2	0	0	0	0
2	0	0	0	0	1	1
0	0	0	0	0	0	0
1	0	1	1	0	0	0
0	0	0	0	0	0	0
1	0	0	0	0	1	0

1B:	7	SF:	0
2B:	3	SAC:	0
3B:	1	DP:	2
HR:	2	HBP:	0

IP	WLS	BF	H	R	ER	SO	BB	IBB	HBP	BLK	WP	HR	S	P	ERA	WHIP
----	-----	----	---	---	----	----	----	-----	-----	-----	----	----	---	---	-----	------

Batter	1	2	3	4	5	6	7	8	9
Ricky Otero, S OBP: 0.327, SLG: 0.346 (1, 8)	2-2 BLK G4-3 2B	2-2 CS 1B			0-2 G6-4-3 1B		1-1 SAFE P6		
Mickey Morandini, L OBP: 0.320, SLG: 0.323 (1, 4)	2-2 L7	2-1 SAFE P3			1-2 SAFE G6-4-3		4-0 BB		
Gregg Jefferies, S OBP: 0.337, SLG: 0.393 (1, 7)	2-1 G4-3				2-3 K		0-3 K		
Benito Santiago, R OBP: 0.317, SLG: 0.488 (1, 2)	4-1 1B BB				0-0 G6-3 1B		0-1 S HR 1B		
Jon Zuber, L OBP: 0.304, SLG: 0.273 (1, 3)	1-0 1B 1B				3-2 SAFE G6-3		2-1 SAFE S HR 1B		
Scott Rolen, R OBP: 0.323, SLG: 0.390 (1, 5)	1-0 1B				2-2 G3-1		2-1 1-H 2-H HR		
Wendell Magee, R OBP: 0.194, SLG: 0.233 (1, 9)	1-3 K				3-3 K		0-2 G6-3		
Kevin Stocker, S OBP: 0.323, SLG: 0.335 (1, 6)					1-1 G4-3		2-1 3B 2B		
Mike Mimbbs, L OBP: 0.120, SLG: 0.120 (1, 1)					2-1 L1-3		2-1 3B		
Toby Borland, R (6, 1)									
Gene Schall, R OBP: 0.391, SLG: 0.421 (7, PH)									
Desi Relaford, S OBP: 0.091, SLG: 0.091 (7, PR)									
Ken Ryan, R OBP: 0.167, SLG: 0.167 (8, 1)									

Inning Stats	R: 2	H: 3	E: 0	K: 1	S: 15	LOB: 2	BB: 1	P: 28	R: 1	H: 2	E: 0	K: 1	S: 10	LOB: 0	BB: 0	P: 15	R: 1	H: 1	E: 0	K: 1	S: 10	LOB: 0	BB: 0	P: 16	R: 0	H: 0	E: 0	K: 1	S: 7	LOB: 0	BB: 0	P: 13	R: 0	H: 1	E: 0	K: 1	S: 10	LOB: 0	BB: 0	P: 13	R: 0	H: 1	E: 0	K: 1	S: 10	LOB: 2	BB: 1	P: 21	R: 3	H: 3	E: 0	K: 2	S: 13	LOB: 0	BB: 0	P: 17
--------------	------	------	------	------	-------	--------	-------	-------	------	------	------	------	-------	--------	-------	-------	------	------	------	------	-------	--------	-------	-------	------	------	------	------	------	--------	-------	-------	------	------	------	------	-------	--------	-------	-------	------	------	------	------	-------	--------	-------	-------	------	------	------	------	-------	--------	-------	-------

PITCHER	IP	WLS	BF	H	R	ER	SO	BB	IBB	HBP	BLK	WP	HR	S	P	ERA	WHIP
Joey Hamilton, R ERA: 4.2 (1, 1)	6.1	L	27	10	5	5	5	1	0	0	1	0	1	69	111	7.11	1.737
Tim Worrell, R ERA: 3.12 (7, 1)	0.2		3	0	0	0	1	1	0	0	0	0	0	5	10	0.00	1.500
Trevor Hoffman, R ERA: 2.28 (8, 1)	1.0		6	3	3	3	2	0	0	0	0	0	1	13	17	27.00	3.000

Batter	1	2	3	4	5	6	7	8	9	AB R H RBI BB SO LOB	TOP											
Rickey Henderson, R OBP: 0.415, SLG: 0.358 (1, 7)	2-3 K	2-1 F9		0-2 FC4			2-0 F9			4 0 0 0 0 1 2												
Tony Gwynn, L OBP: 0.393, SLG: 0.448 (1, 9)	3-2 1B 2B		1-0 L8 BB SF8 1B		1-1 G6-4-3 1B			1-1 1B		4 2 4 0 0 0 0												
Steve Finley, L OBP: 0.356, SLG: 0.520 (1, 8)	2-0 P4		4-0 1-2 BB		1-1 G6-4-3			0-3 K		3 0 0 0 1 1 3												
Ken Caminiti, S OBP: 0.396, SLG: 0.591 (1, 5)	1-2 S 2-H 1B		0-0 L8		2-3 K			1 SAFE 0-0 F7		4 0 1 1 0 1 3												
John Flaherty, R OBP: 0.322, SLG: 0.458 (1, 2)	4-2 BB		0-0 SF8		0-1 G6-3			0-0 F7		2 0 0 1 1 0 1												
Wally Joyner, L OBP: 0.397, SLG: 0.431 (1, 3)	1-0 F7		3-H 1-1 G3		0-0 CS 1B			1-0 G6-3		4 0 1 0 0 0 3												
Chris Gomez, R OBP: 0.340, SLG: 0.321 (1, 6)				0-1 P3						4 0 0 0 0 1 1												
Jody Reed, R OBP: 0.315, SLG: 0.284 (1, 4)				1-3 K				0-0 P5		4 0 1 0 0 1 0												
Scott Sanders, R OBP: 0.267, SLG: 0.345 (1, 1)				0-0 FC4 1B				1-1 G1-3		3 0 2 0 0 0 0												
Trevor Hoffman, R (9, 1)										0 0 0 0 0 0 0												
Inning Stats	R: 1 E: 0 K: 1 S: 15	H: 2 LOB: 2 BB: 1 P: 28	R: 0 E: 0 K: 0 S: 11	H: 2 LOB: 1 BB: 0 P: 18	R: 1 E: 0 K: 0 S: 5	H: 1 LOB: 1 BB: 1 P: 11	R: 0 E: 0 K: 1 S: 9	H: 1 LOB: 1 BB: 0 P: 10	R: 0 E: 0 K: 1 S: 7	H: 1 LOB: 0 BB: 0 P: 11	R: 0 E: 0 K: 0 S: 4	H: 0 LOB: 0 BB: 0 P: 7	R: 0 E: 0 K: 1 S: 7	H: 1 LOB: 1 BB: 0 P: 8	R: 0 E: 0 K: 0 S: 6	H: 0 LOB: 0 BB: 0 P: 11	1B: 8 2B: 2 3B: 0 HR: 0	SF: 1 SAC: 0 DP: 2 HBP: 0	WP: 0 PB: 0 SB: 1 CS: 2	PA: 35		
55 Matt Beech, L ERA: 5.6 (1, 1)	IP: 8.0 WLS: L BF: 32 H: 9 R: 2 ER: 2 SO: 5 BB: 2 IBB: 0 HBP: 0 BLK: 0 WP: 0 HR: 0 S: 65 P: 103 ERA: 2.25 WHIP: 1.375																					
Ricardo Jordan, L ERA: 2.11 (9, 1)	IP: 0.1 WLS: L BF: 1 H: 0 R: 0 ER: 0 SO: 0 BB: 0 IBB: 0 HBP: 0 BLK: 0 WP: 0 HR: 0 S: 1 P: 2 ERA: 0.00 WHIP: 0.000																					
Toby Borland, R ERA: 4.28 (9, 1)	IP: 0.2 WLS: L BF: 2 H: 0 R: 0 ER: 0 SO: 0 BB: 0 IBB: 0 HBP: 0 BLK: 0 WP: 0 HR: 0 S: 5 P: 9 ERA: 0.00 WHIP: 0.000																					

San Diego Padres @ Philadelphia Phillies
 Veterans Stadium, Philadelphia, PA
 Wed Sep 04 1996, 7:05 PM EDT
 Att. 18,754 - Unknown - 78 F

AB	32
R	2
H	9
RBI	2
BB	2
SO	5
LOB	13



Batter	1	2	3	4	5	6	7	8	9
Royce Clayton, R OBP: 0.331, SLG: 0.378 (1, 6)	2-1 F8		0-1 G4-3		1-3 K	2-1 1B		2-3 K	
Ray Lankford, L OBP: 0.366, SLG: 0.506 (1, 8)	2-2 1B			4-2 1B HR BB	3-3 K	2-3 K			
Ron Gant, R OBP: 0.364, SLG: 0.517 (1, 7)	0-1 F7			0-1 1B HR	4-2 1B 2B		1-1 F8 BB 1B		
Brian Jordan, R OBP: 0.352, SLG: 0.485 (1, 9)	1-2 L7			0-0 1B HR	2-2 2B 1B		4-1 1B BB		
Gary Gaetti, R OBP: 0.321, SLG: 0.456 (1, 5)		2-1 P4		1-2 3B SF9	0-0 2B		0-2 F8		
John Mabry, L OBP: 0.335, SLG: 0.429 (1, 3)		1-2 G3		1-0 SF9	1-0 G1-3		2-3 F8		
Tom Pagnozzi, R OBP: 0.314, SLG: 0.448 (1, 2)		0-1 G6-3		2-3 K		2-2 2B 1B	1-3 K		
Mike Gallego, R OBP: 0.268, SLG: 0.222 (1, 4)			1-0 G6-3	1-3 K		0-0 B3	0-0 G5-3		
Alan Benes, R OBP: 0.183, SLG: 0.218 Tony Fossas, L (5, 1)			0-0 G6-3		0-2 1B BB	1-0 1B 2B	2-2 F7		

Inning Stats	R: 0	H: 1	E: 0	K: 10	LOB: 1	BB: 0	P: 15	R: 0	H: 0	E: 0	K: 7	LOB: 0	BB: 0	P: 10	R: 0	H: 0	E: 0	K: 4	LOB: 0	BB: 0	P: 5	R: 4	H: 3	E: 0	K: 2	LOB: 1	BB: 1	P: 25	R: 3	H: 3	E: 0	K: 18	LOB: 1	BB: 1	P: 29	R: 1	H: 3	E: 0	K: 11	LOB: 1	BB: 0	P: 17	R: 0	H: 1	E: 0	K: 12	LOB: 2	BB: 1	P: 19	R: 0	H: 0	E: 0	K: 9	LOB: 0	BB: 0	P: 13
--------------	------	------	------	-------	--------	-------	-------	------	------	------	------	--------	-------	-------	------	------	------	------	--------	-------	------	------	------	------	------	--------	-------	-------	------	------	------	-------	--------	-------	-------	------	------	------	-------	--------	-------	-------	------	------	------	-------	--------	-------	-------	------	------	------	------	--------	-------	-------

PITCHER	IP	WLS	BF	H	R	ER	SO	BB	IBB	HBP	BLK	WP	HR	S	P	ERA	WHIP
Bob Tewksbury, R ERA: 4.28 (1, 1)	4.0	L	17	4	4	4	2	1	0	0	0	0	0	37	55	9.00	1.250
Willie Blair, R ERA: 4.74 (5, 1)	2.0		12	6	4	4	3	1	0	0	0	0	0	29	46	18.00	3.500
Dario Veras, R ERA: 3.94 (7, 1)	1.0		5	1	0	0	1	1	0	0	0	0	0	12	19	0.00	2.000
Doug Bochtler, R ERA: 3.49 (8, 1)	1.0		3	0	0	0	1	0	0	0	0	0	0	9	13	0.00	0.000


BOTTOM

San Diego Padres @ St. Louis Cardinals
 Busch Stadium, St. Louis, MO
 Fri Sep 06 1996, 7:05 PM CDT
 Att: 28,116 - Unknown - 82 F

AB	R	H	RBI	BB	SO	LOB
5	0	1	1	0	2	1
3	1	1	0	1	2	2
3	2	2	0	1	0	1
3	2	2	3	1	0	1
4	1	2	3	0	0	2
3	0	0	1	0	0	3
4	0	1	0	0	2	2
4	0	0	0	0	1	1

AB	33
R	8
H	11
RBI	8
BB	3
SO	7
LOB	13

livebaseballscorecards.com



WP	PA
0	37
PB	0
SB	1
CS	0

BOTTOM

San Diego Padres @ St. Louis Cardinals
Busch Stadium, St. Louis, MO
Sat Sep 07 1996, 3:33 AM CDT
Att. 42,846 - Cloudy - 85 F

livebaseballscorecards.com

AB 32
R 8
H 10
RBI 8
BB 5
SO 7
LOB 7



WP: 1 PA: 38
PB: 0
SB: 0
CS: 1

AB	R	H	RBI	BB	SO	LOB
4	1	2	0	1	0	0
4	1	1	1	1	0	3
4	0	0	0	0	1	2
4	1	2	1	0	1	0
3	1	1	1	0	1	1
3	1	0	0	1	1	0
4	1	2	1	0	0	0
3	1	1	0	1	1	1
3	1	1	4	0	2	0
0	0	0	0	0	0	0
0	0	0	0	1	0	0
0	0	0	0	0	0	0
0	0	0	0	0	0	0

1B	2B	3B	HR	SF	SAC	DP	HBP
4	4	0	2	0	1	0	0
0	0	0	0	0	0	0	0
0	0	0	0	0	0	0	0
0	0	0	0	0	0	0	0
0	0	0	0	0	0	0	0

IP	WLS	BF	H	R	ER	SO	BB	IBB	HBP	BLK	WP	HR	S	P	ERA	WHIP
5.0	L	21	5	5	5	3	2	0	0	0	0	1	25	33	9.00	1.400
1.0		5	2	1	1	1	0	0	0	0	0	1	7	7	9.00	2.000
0.1		2	1	1	1	1	0	0	0	0	0	0	4	4	27.00	3.000
0.0		1	1	0	0	0	0	0	0	0	1	0	1	1	∞	∞
0.2		3	1	1	1	1	0	0	0	0	0	0	5	5	13.50	1.500

IP	WLS	BF	H	R	ER	SO	BB	IBB	HBP	BLK	WP	HR	S	P	ERA	WHIP
0.2		5	0	0	0	1	3	0	0	0	0	0	4	16	0.00	4.500
0.1		1	0	0	0	0	0	0	0	0	0	0	1	1	0.00	0.000

Batter	1	2	3	4	5	6	7	8	9
Ozzie Smith, S OBP: 0.372, SLG: 0.380 (1, 6)	F9			G3	CS 1B		WP 2B	BB	
Ray Lankford, L OBP: 0.366, SLG: 0.506 (1, 8)	F8			G1-3	BB		2B	F7	
Ron Gant, R OBP: 0.361, SLG: 0.511 (1, 7)	K			G6-3	F8		G5-3		
Brian Jordan, R OBP: 0.353, SLG: 0.489 (1, 9)		F5			SH1-3 1B	K			
Gary Gaetti, R OBP: 0.321, SLG: 0.461 (1, 5)		G5-3			SH1-3	HR		K	
John Mabry, L OBP: 0.334, SLG: 0.427 (1, 3)		F7			1B HR	G6-3		K	
Tom Pagnozzi, R OBP: 0.316, SLG: 0.448 (1, 2)			P3		1B HR			F5	
Luis Alicea, S OBP: 0.339, SLG: 0.365 (1, 4)			K		HR	G4-3		BB	
Donovan Osborne, S OBP: 0.263, SLG: 0.352 (1, 1)			K					BB	
T.J. Mathews, R (8, 1)									
Mark Sweeney, L OBP: 0.386, SLG: 0.387 (8, PH)									
Rich Batchelor, R (9, 1)									
Tony Fossas, L (9, 1)					HR			BB	

Inning	R	H	E	K	S	H	LOB	BB	P
1	0	0	0	1	5	0	0	5	7
2	0	0	0	0	3	0	0	3	3
3	0	0	0	0	7	0	0	7	3
4	0	0	0	0	3	0	0	3	3
5	5	5	0	0	7	1	2	7	15
6	1	2	0	1	7	1	0	7	7
7	2	3	0	2	10	1	0	10	10
8	0	0	0	1	5	3	3	5	17

PITCHER	IP	WLS	BF	H	R	ER	SO	BB	IBB	HBP	BLK	WP	HR	S	P	ERA	WHIP
Andy Ashby, R ERA: 3.15 (1, 1)	5.0	L	21	5	5	5	3	2	0	0	0	0	1	25	33	9.00	1.400
Sean Bergman, R ERA: 4.43 (6, 1)	1.0		5	2	1	1	1	0	0	0	0	0	1	7	7	9.00	2.000
Dario Veras, R ERA: 4.41 (7, 1)	0.1		2	1	1	1	1	0	0	0	0	0	0	4	4	27.00	3.000
Al Osuna, L ERA: (7, 1)	0.0		1	1	0	0	0	0	0	0	0	1	0	1	1	∞	∞
Tim Worrell, R ERA: 3.1 (7, 1)	0.2		3	1	1	1	1	0	0	0	0	0	0	5	5	13.50	1.500

Batter	1	2	3	4	5	6	7	8	9	AB R H RBI BB SO LOB	TOP	
Tony Gwynn, L (1, 9) OBP: 0.397, SLG: 0.450 Trevor Hoffman, R (9, 1)	0-3 K		0-0 3-1		0-0 4-3		0-0 1B		0-0 2B	5 0 2 1 0 1 1 0 0 0 0 0 0 0		
Chris Gomez, R (1, 6) OBP: 0.343, SLG: 0.324	0-0 F9			0-3 K		0-0 F3	0-0 F9		0-0 2B 1B	5 0 1 0 0 1 1		
Steve Finley, L (1, 8) OBP: 0.353, SLG: 0.511	0-3 K			0-0 E3 FC6-4 BB		4-0 1B BB	0-0 3-1		0-3 K	4 1 0 0 1 2 2		
Ken Caminiti, S (1, 5) OBP: 0.398, SLG: 0.595		0-0 1-3		4-0 1-2 FC6-4 BB		4-0 1B 1-2 HR BB		0-0 F7	0-0 2B	3 1 1 0 2 0 0		
Greg Vaughn, R (1, 7) OBP: 0.369, SLG: 0.551		0-0 F9		0-0 FC6-4 1-2f 2-3		0-0 HR 1-3 2-H 1B		4-0 1B BB	4-0 IBB	3 1 1 1 2 0 2		
Wally Joyner, L (1, 3) OBP: 0.394, SLG: 0.433		0-0 1B		0-3 K		0-0 HR 1-H 3-H		0-0 F8	0-0 P6	5 1 2 3 0 1 6		
John Flaherty, R (1, 2) OBP: 0.319, SLG: 0.451		0-0 P4			0-0 L5	0-0 5-3		0-0 1B		4 0 1 0 0 0 1		
Jody Reed, R (1, 4) OBP: 0.313, SLG: 0.282			0-0 P5		0-0 SH1-4 1B	0-3 K		0-3 K		4 0 1 0 0 2 2		
Fernando Valenzuela, L (1, 1) OBP: 0.150, SLG: 0.183 Doug Bochtler, R (8, 1) Rickey Henderson, R (9, PH) Doug Dascenzo, S (9, 9) OBP: 0.415, SLG: 0.355 OBP: 0.125, SLG: 0.125			0-3 K		0-0 SH1-4		0-3 K		4-0 2B BB	2 0 0 0 0 2 0 0 0 0 0 0 0 0 0 1 0 0 1 0 0 0 0 0 0 0 0 0		
Inning Stats	R: 0 E: 0 K: 2 S: 7 H: 0 LOB: 0 BB: 0 P: 7	R: 0 E: 0 K: 0 S: 4 H: 1 LOB: 1 BB: 0 P: 4	R: 0 E: 0 K: 1 S: 5 H: 0 LOB: 0 BB: 0 P: 5	R: 0 E: 1 K: 2 S: 8 H: 0 LOB: 2 BB: 1 P: 12	R: 0 E: 0 K: 0 S: 4 H: 1 LOB: 1 BB: 0 P: 4	R: 4 E: 0 K: 1 S: 7 H: 2 LOB: 0 BB: 2 P: 15	R: 0 E: 0 K: 1 S: 6 H: 1 LOB: 1 BB: 0 P: 6	R: 0 E: 0 K: 1 S: 6 H: 1 LOB: 2 BB: 1 P: 10	R: 1 E: 0 K: 1 S: 7 H: 3 LOB: 3 BB: 2 P: 15	1B: 6 2B: 2 3B: 0 HR: 1 SF: 0 SAC: 1 DP: 0 HBP: 0	WP: 0 PB: 0 SB: 0 CS: 0 PA: 42	
PITCHER	IP WLS BF H R ER SO BB IBB HBP BLK WP HR S P ERA WHIP											
Todd Stottlemyre, R (1, 1) ERA: 4.11	7.0 L 30 5 4 4 7 3 0 0 0 0 1 41 53 5.14 1.143											
Cory Bailey, R (8, 1) ERA: 3.56	0.1 2 0 0 0 0 1 0 0 0 0 0 0 1 5 0.00 3.000											
Danny Jackson, L (8, 1) ERA: 4.32	1.2 10 4 1 1 2 1 1 0 0 0 0 0 12 20 5.40 3.000											

San Diego Padres @ St. Louis Cardinals
 Busch Stadium, St. Louis, MO
 Sun Sep 08 1996, 3:33 AM CDT
 Att. 30,897 - Unknown - 82 F

AB	35
R	5
H	9
RBI	5
BB	6
SO	9
LOB	15



BOTTOM

San Diego Padres @ St. Louis Cardinals

Busch Stadium, St. Louis, MO

Sun Sep 08 1996, 3:33 AM CDT
Att: 30,897 - Unknown - 82 F

livebaseballscorecards.com

AB	30
R	4
H	7
RBI	4
BB	4
SO	3
LOB	7



WP:	0	PA:	36
PB:	0	SB:	0
CS:	1		

AB R H RBI BB SO LOB

4 0 0 0 0 0 1

3 0 0 0 1 0 0

4 1 1 0 0 0 0

4 2 3 0 0 0 0

3 1 1 2 1 1 1

4 0 1 2 0 1 1

3 0 0 0 1 0 0

3 0 1 0 1 1 3

1 0 0 0 0 0 0
1 0 0 0 0 0 1
0 0 0 0 0 0 0
0 0 0 0 0 0 0

1B: 5 SF: 0
2B: 1 SAC: 1
3B: 0 DP: 2
HR: 1 HBP: 0

Batter	1	2	3	4	5	6	7	8	9
Royce Clayton, R (1, 6) OBP: 0.328, SLG: 0.374	0-0 F8 ①		0-0 1-3 ③		0-0 F9 ②			0-0 F8 ①	
Ray Lankford, L (1, 8) OBP: 0.365, SLG: 0.503	0-0 F8 ②			0-0 B1-3 ①	4-0 CS BB			0-0 F8 ②	
Ron Gant, R (1, 7) OBP: 0.360, SLG: 0.508	0-0 P4 ③			0-0 BB 1B 1B	0-0 CS ③	0-0 F8 ①		0-0 P4 ③	
Brian Jordan, R (1, 9) OBP: 0.356, SLG: 0.494		0-0 5-3 ①		0-0 1B BB 1B		0-0 2B		0-0 HR 1B	
Gary Gaetti, R (1, 5) OBP: 0.323, SLG: 0.467		0-3 K ②		4-0 BB 1B BB		0-0 5-3 ②		0-0 HR 1-H	
John Mabry, L (1, 3) OBP: 0.333, SLG: 0.425		0-3 K ③		0-0 G5-3 BB 1B		0-0 L5 ③		0-0 F8 ①	
Tom Pagnozzi, R (1, 2) OBP: 0.315, SLG: 0.444			0-0 F7 ①	4-0 1-2 2-3 BB		0-0 6-3 ①		0-0 F3 ②	
Luis Alicea, S (1, 4) OBP: 0.340, SLG: 0.365			0-0 SH1-4 1B	0-0 G5-3 ② ③		4-0 G6-4-3 BB		0-3 K ③	
Todd Stottlemyre, L (1, 1) OBP: 0.318, SLG: 0.237			0-0 SH1-4 ②		0-0 G3 ①		0-0 G6-4-3 ② ③		
Willie McGee, S (7, PH) OBP: 0.343, SLG: 0.421									
Cory Bailey, R (8, 1)									
Danny Jackson, R (8, 1) OBP: 0.500, SLG: 1.000			0-0 1-2						

Inning Stats	R: 0	H: 0	E: 0	K: 0	S: 3	R: 0	H: 0	E: 0	K: 2	S: 7	R: 0	H: 1	E: 0	K: 0	S: 4	R: 2	H: 3	E: 0	K: 0	S: 5	R: 0	H: 0	E: 0	K: 0	S: 2	R: 0	H: 1	E: 0	K: 0	S: 4	R: 0	H: 0	E: 0	K: 0	S: 2	R: 0	H: 0	E: 0	K: 0	S: 3	R: 2	H: 2	E: 0	K: 1	S: 7	1B: 5	SF: 0	2B: 1	SAC: 1	3B: 0	DP: 2	HR: 1	HBP: 0	WP: 0	PA: 36
--------------	------	------	------	------	------	------	------	------	------	------	------	------	------	------	------	------	------	------	------	------	------	------	------	------	------	------	------	------	------	------	------	------	------	------	------	------	------	------	------	------	------	------	------	------	------	-------	-------	-------	--------	-------	-------	-------	--------	-------	--------

PITCHER	IP	WLS	BF	H	R	ER	SO	BB	IBB	HBP	BLK	WP	HR	S	P	ERA	WHIP
Fernando Valenzuela, L (1, 1) ERA: 3.49	7.0	W	27	5	2	2	2	4	0	0	0	0	0	27	43	2.57	1.286
Doug Bochtler, R (8, 1) ERA: 3.43	1.0		3	0	0	0	0	0	0	0	0	0	0	3	3	0.00	0.000
Trevor Hoffman, R (9, 1) ERA: 2.47	1.0	S	5	2	2	2	1	0	0	0	0	0	1	7	7	18.00	2.000

Batter	1	2	3	4	5	6	7	8	9	AB	R	H	RBI	BB	SO	LOB	TOP					
Tony Womack, L (1, 8) OBP: 0.300, SLG: 0.375 Jermaine Allensworth, R (7, 8) OBP: 0.292, SLG: 0.331	2-2 FC6-4 3B	0-2 G6-3			1-3 K	1-0 F7		0-1 G5-3		4 1	1	1	0	0	1	3						
Al Martin, L (1, 7) OBP: 0.350, SLG: 0.456	4-2 FC6-4 BB		1-2 G6-3		0-1 BB 1-2 2B 1B		2-1 G4-3 1B		0-1 G6-3	4	1	2	0	1	0	0						
Jeff King, R (1, 4) OBP: 0.338, SLG: 0.497	0-2 P6		0-1 F8		4-2 2B 1-2 2-3 BB		2-2 G4-3		3-1 P5	4	1	0	0	1	0	3						
Orlando Merced, S (1, 9) OBP: 0.360, SLG: 0.492	3-1 FC6-4 BB 1-2 3-H		2-1 L3		1-0 1B 1-H 2-H 3-H 2B		2-3 K		1-3 K	5	0	1	4	0	2	2						
Mark Johnson, L (1, 3) OBP: 0.368, SLG: 0.496	1 SAFE 1-2 BB				3-2 F7	1-1 G6-3 1B		0-1 P5		3	0	1	0	1	0	1						
Carlos Garcia, R (1, 5) OBP: 0.324, SLG: 0.391	2-3 K				0-1 G4-3	1-1 G6-3 1-2f			3-1 F7	4	0	0	0	0	1	4						
Jay Bell, R (1, 6) OBP: 0.295, SLG: 0.341			3-2 G6-3 1B		2-1 S 1B		1-1 F9		0-3 K	4	0	2	0	0	1	0						
Keith Osik, R (1, 2) OBP: 0.344, SLG: 0.422			1-1 G6-3		3-3 K 1-2		0-1 2B		1-2 1B 2B	4	1	2	0	0	1	2						
Chris Peters, L (1, 1) OBP: 0.133, SLG: 0.133 Nelson Liriano, S (6, PH) OBP: 0.283, SLG: 0.372 Rich Loiselle, R (6, 1) OBP: 1.000, SLG: 1.000 Dan Plesac, L (8, 1) Marc Wilkins, R (8, 1) OBP: 0.300, SLG: 0.222			1-1 F7			0-1 BB 1B 2B 1B		1-1 F7		1-2 2-H 1B	2	1	1	0	0	1						
Inning Stats	R: 1 E: 0 K: 1 S: 15	H: 1 LOB: 2 BB: 2 P: 30	R: 0 E: 0 K: 0 S: 13	H: 1 LOB: 1 BB: 0 P: 18	R: 0 E: 0 K: 0 S: 7	H: 0 LOB: 0 BB: 0 P: 10	R: 0 E: 0 K: 1 S: 13	H: 1 LOB: 1 BB: 0 P: 21	R: 3 E: 0 K: 1 S: 15	H: 4 LOB: 1 BB: 1 P: 23	R: 0 E: 0 K: 0 S: 7	H: 1 LOB: 1 BB: 0 P: 10	R: 0 E: 0 K: 1 S: 10	H: 1 LOB: 1 BB: 0 P: 16	R: 1 E: 0 K: 1 S: 14	H: 2 LOB: 1 BB: 0 P: 19	R: 0 E: 0 K: 1 S: 7	H: 0 LOB: 0 BB: 0 P: 11	1B: 7 2B: 3 3B: 1 HR: 0	SF: 0 SAC: 0 DP: 1 HBP: 0	WP: 0 PB: 0 SB: 2 CS: 0	PA: 40
PITCHER	IP WLS BF H R ER SO BB IBB HBP BLK WP HR S P ERA WHIP	IP WLS BF H R ER SO BB IBB HBP BLK WP HR S P ERA WHIP															IP WLS BF H R ER SO BB IBB HBP BLK WP HR S P ERA WHIP					
Joey Hamilton, R (1, 1) ERA: 4.29	4.1 22 6 4 4 3 3 0 0 0 0 0 0 59 96 8.31 2.077	0.2 2 1 0 0 0 0 0 0 0 0 0 0 4 6 0.00 1.500															1.0 S 3 0 0 0 1 0 0 0 0 0 0 14 19 9.00 2.000					
Mike Oquist, R ERA:																						
Sean Bergman, R (6, 1) ERA: 4.38	1.1 6 2 0 0 0 0 0 0 0 0 0 0 12 19 0.00 1.500																					
Al Osuna, L (7, 1) ERA: 13.5	0.2 2 0 0 0 1 0 0 0 0 0 0 5 7 0.00 0.000																					
Dustin Hermanson, R (8, 1) ERA: 7.71	1.0 W 5 2 1 1 1 0 0 0 0 0 0 14 19 9.00 2.000																					

Pittsburgh Pirates @ San Diego Padres
 Jack Murphy Stadium, San Diego, CA
 Mon Sep 09 1996, 10:05 PM EDT
 Att. 15,727 - Unknown - 78 F

livebaseballscorecards.com

AB	37
R	5
H	11
RBI	5
BB	3
SO	6
LOB	18



Batter	1	2	3	4	5	6	7	8	9	AB	R	H	RBI	BB	SO	LOB	BOTTOM	
Rickey Henderson, R (1, 8) OBP: 0.414, SLG: 0.354 Luis Lopez, S (9, 4) OBP: 0.236, SLG: 0.248	0-2 G1-6-3 1B			1-3 K		1-0 G5-3		2-2 F8		4	0	1	0	0	1	0	Pittsburgh Pirates @ San Diego Padres Jack Murphy Stadium, San Diego, CA Mon Sep 09 1996, 10:05 PM EDT Att: 15,727 - Unknown - 78 F	
Tony Gwynn, L (1, 9) OBP: 0.396, SLG: 0.448	1-1 G1-6-3 1-2f			0-2 G1-3		0-2 G4-3		2-1 HR 1B		4	1	1	0	0	0	1		
Ken Caminiti, S (1, 5) OBP: 0.397, SLG: 0.592	3-1 P4			1-2 G6-3		1-3 K		0-0 HR 1B		4	1	1	0	0	1	0		
Greg Vaughn, R (1, 7) OBP: 0.370, SLG: 0.556		3-0 P3			4-2 E 1B BB	2-0 P6		0-0 HR 1-H 2-H		3	2	1	3	1	0	1		
Brian Johnson, R (1, 2) OBP: 0.302, SLG: 0.475 Doug Dascenzo, S (8, PR) OBP: 0.125, SLG: 0.125 Trevor Hoffman, R (9, 1)		0-0 G6-3			1-0 E G4-3 1B		1-0 F8	2-2 BB 1B		4	1	2	0	0	0	0		
Wally Joyner, L (1, 3) OBP: 0.393, SLG: 0.429		1-3 K			2-2 SAFE G4-3		0-0 F8	4-0 BB		3	0	0	1	1	1	0		
Chris Gomez, R (1, 6) OBP: 0.340, SLG: 0.321			3-2 G6-3		1-0 F9		1-1 G6-3	1-0 G5-3		4	0	0	0	0	0	2		
Jody Reed, R (1, 4) OBP: 0.313, SLG: 0.282 Steve Finley, L (8, PH) OBP: 0.354, SLG: 0.517			0-0 F8		4-2 FC5-4 BB			3-2 HR		1	0	0	0	1	0	0		
Joey Hamilton, R (1, 1) OBP: 0.182, SLG: 0.234 Mike Oqueli, K (5, 1) Jim Tatum, R (5, PH) OBP: 0.100, SLG: 0.100 Sean Bergman, R (6, 1) OBP: 0.100, SLG: 0.200 Al Osuna, R (7, 1) Dustin Hermanson, R (8, 1) Scott Livingstone, L (8, PH) OBP: 0.329, SLG: 0.366 John Fiaherthy, R (9, 2) OBP: 0.319, SLG: 0.451			2-1 L4		0-2 FC5-4 1-2f			0-0 G4-3		1	0	0	0	0	0	0		
Inning Stats	R: 0 E: 0 K: 0 S: 7	H: 1 LOB: 0 BB: 0 P: 11	R: 0 E: 0 K: 1 S: 5	H: 0 LOB: 0 BB: 0 P: 9	R: 0 E: 0 K: 0 S: 7	H: 0 LOB: 0 BB: 0 P: 12	R: 2 E: 1 K: 0 S: 14	H: 1 LOB: 1 BB: 2 P: 26	R: 0 E: 0 K: 1 S: 8	H: 0 LOB: 1 BB: 0 P: 12	R: 0 E: 0 K: 0 S: 4	H: 0 LOB: 0 BB: 0 P: 6	R: 4 E: 0 K: 0 S: 19	H: 5 LOB: 2 BB: 1 P: 33	1B: 5 2B: 0 3B: 0 HR: 2	SF: 0 SAC: 0 DP: 1 HBP: 0		WP: 1 PB: 0 SB: 0 CS: 0
PITCHER	IP WLS BF H R ER SO BB IBB HBP BLK WP HR S P ERA WHIP																ERA WHIP	
Chris Peters, L (1, 1) ERA: 6.04	5.0		18	2	2	1	2	2	0	0	0	0	0	0	0	0	1.80	0.800
Rich Loiselle, R (6, 1) ERA: 4.91	2.2		11	2	2	2	1	0	0	0	0	1	1	24	37	6.75	0.750	
Dan Plesac, L (8, 1) ERA: 4.19	0.0	L	1	1	0	0	0	0	0	0	0	0	0	1	1	∞	∞	
Marc Wilkins, R (8, 1) ERA: 3.31	0.1	L	4	2	2	2	0	1	0	0	0	0	1	6	13	54.00	9.000	

livebaseballscorecards.com

AB	31
R	6
H	7
RBI	5
BB	3
SO	3
LOB	5



Batter	1	2	3	4	5	6	7	8	9	AB R H RBI BB SO LOB	TOP																								
Mike Kingery, L (1, 8) <small>OBP: 0.296, SLG: 0.327</small> Jermaine Allensworth, R (8, PR) <small>OBP: 0.292, SLG: 0.331</small> (8, 8)	2-2 	0-2 		2-3 		1-0 		2-2 		5 0 1 0 0 1 4 0 1 0 0 0 0 0																									
Al Martin, L (1, 7) <small>OBP: 0.352, SLG: 0.455</small>	4-2 	4-1 			0-0 	2-3 		2-0 		3 1 1 1 2 1 2																									
Jeff King, R (1, 4) <small>OBP: 0.340, SLG: 0.498</small> (9, 3)	0-1 	3-2 			4-0 		4-0 	0-0 		3 0 1 0 2 0 5																									
Orlando Merced, S (1, 9) <small>OBP: 0.355, SLG: 0.485</small>	2-1 		3-2 		2-2 		2-2 		0-3 	5 0 0 1 0 1 3																									
Mark Johnson, L (1, 3) <small>OBP: 0.366, SLG: 0.491</small> Carlos Garcia, R (9, PR) <small>OBP: 0.324, SLG: 0.391</small> (9, 4)	2-1 		1-3 		0-1 		0-1 		2-1 	5 0 1 0 0 1 3 0 1 0 0 0 0 0																									
Dale Sveum, S (1, 5) <small>OBP: 0.500, SLG: 0.500</small> John Wehner, R (7, PR) <small>OBP: 0.275, SLG: 0.341</small> (7, 5)	1-3 		4-0 			0-0 	1-2 		0-0 	3 1 2 0 1 1 2 1 0 1 0 0 0 0																									
Jay Bell, R (1, 6) <small>OBP: 0.297, SLG: 0.343</small>		0-1 	1-3 			1-0 	2-2 		0-2 	4 0 2 1 0 1 3																									
18 Jason Kendall, R (1, 2) <small>OBP: 0.368, SLG: 0.397</small>		2-1 		1-1 		0-1 		3-1 	2-1 	4 1 2 0 0 0 2																									
Jon Lieber, L (1, 1) <small>OBP: 0.242, SLG: 0.233</small> Nelson Lirio, S (8, PH) <small>OBP: 0.282, SLG: 0.372</small> Dan Miceli, R (6, 1) <small>OBP: 0.273, SLG: 0.200</small> Matt Ruebel, L (8, PH) <small>OBP: 0.273, SLG: 0.333</small> Tony Womack, L (8, PH) <small>OBP: 0.273, SLG: 0.333</small> Joe Boever, R (8, 1)		0-0 		2-0 		1-1 		2-2 		1 0 0 0 0 0 0 0 0 0 1 0 0 0 0 0 0 0 0 0 0 0 0 0 0 0 0 0 1 0 0 0 0 0 1 0 0 0 0 0 0 0																									
Inning Stats	R: 1 H: 1 E: 1 LOB: 2 K: 1 BB: 1 S: 15 P: 26	R: 0 H: 2 E: 0 LOB: 3 K: 0 BB: 1 S: 13 P: 22	R: 0 H: 0 E: 0 LOB: 1 K: 2 BB: 1 S: 10 P: 19	R: 0 H: 0 E: 0 LOB: 0 K: 1 BB: 0 S: 6 P: 11	R: 0 H: 0 E: 0 LOB: 1 K: 0 BB: 1 S: 6 P: 12	R: 1 H: 3 E: 0 LOB: 2 K: 1 BB: 0 S: 10 P: 15	R: 0 H: 1 E: 0 LOB: 2 K: 0 BB: 1 S: 11 P: 19	R: 2 H: 2 E: 1 LOB: 1 K: 0 BB: 0 S: 10 P: 19	R: 1 H: 2 E: 0 LOB: 2 K: 1 BB: 0 S: 11 P: 15	1B: 10 SF: 2 2B: 2 SAC: 1 3B: 0 DP: 1 HR: 0 HBP: 1	WP: 0 PA: 44 PB: 0 SB: 2 CS: 0																								
PITCHER	IP WLS BF H R ER SO BB IBB HBP BLK WP HR S P ERA WHIP											PITCHER	IP WLS BF H R ER SO BB IBB HBP BLK WP HR S P ERA WHIP																						
Scott Sanders, R (1, 1) <small>ERA: 3.21</small>	5.0	25	5	2	2	4	4	0	0	0	0	0	0	52	93	3.60	1.800	Sean Bergman, R (8, 1) <small>ERA: 4.35</small>	0.2	1	0	0	0	0	0	0	0	0	0	0	0	0	0.00	0.000	
Dario Veras, R (6, 1) <small>ERA: 4.24</small>	0.2	3	1	0	0	0	0	0	0	0	0	0	0	5	7	0.00	1.500	Trevor Hoffman, R (9, 1) <small>ERA: 2.52</small>	1.0	W	5	2	1	1	1	0	0	0	0	0	0	11	15	9.00	2.000
Al Osuna, L (6, 1) <small>ERA: 5.4</small>	1.0	4	0	0	0	1	1	0	0	0	0	0	0	10	18	0.00	1.000																		
Tim Worrell, R (7, 1) <small>ERA: 3.17</small>	0.1	3	1	1	1	0	0	0	1	0	0	0	0	5	10	27.00	3.000																		
Doug Bochtler, R (8, 1) <small>ERA: 3.41</small>	0.1	3	2	1	0	0	0	0	0	0	0	0	0	8	14	0.00	6.000																		

Pittsburgh Pirates @ San Diego Padres
 Jack Murphy Stadium, San Diego, CA
 Tue Sep 10 1996, 10:05 PM EDT
 Att. 15,694 - Unknown - 77 F

AB	35
R	5
H	11
RBI	4
BB	5
SO	6
LOB	25



BOTTOM

Pittsburgh Pirates @ San Diego Padres
Jack Murphy Stadium, San Diego, CA

Tue Sep 10 1996, 10:05 PM EDT
Att: 15,694 - Unknown - 77 F

livebaseballscorecards.com

AB	36
R	6
H	12
RBI	6
BB	3
SO	2
LOB	11



WP:	0	PA:	39
PB:	0		
SB:	1		
CS:	1		

AB	5	R	1	H	2	RBI	0	BB	0	SO	0	LOB	0
	0	0	0	0	0	0	0	0	0	0	0	0	0

	3	1	0	0	2	0	0	0	0	0	0	0	0
	0	1	0	0	0	0	0	0	0	0	0	0	0

	5	2	4	3	0	0	0	0	0	0	0	0	0
--	---	---	---	---	---	---	---	---	---	---	---	---	---

	4	0	2	2	0	1	2	0	0	0	0	0	0
--	---	---	---	---	---	---	---	---	---	---	---	---	---

	4	1	1	1	0	0	2	0	0	0	0	0	0
--	---	---	---	---	---	---	---	---	---	---	---	---	---

	0	0	0	0	0	0	0	0	0	0	0	0	0
	4	0	1	0	0	0	1	0	0	0	0	0	0

	4	0	2	0	0	0	2	0	0	0	0	0	0
--	---	---	---	---	---	---	---	---	---	---	---	---	---

	3	0	0	0	1	0	2	0	0	0	0	0	0
--	---	---	---	---	---	---	---	---	---	---	---	---	---

	2	0	0	0	0	0	1	1	0	0	0	0	0
	0	0	0	0	0	0	0	0	0	0	0	0	0
	1	0	0	0	0	0	0	1	0	0	0	0	0
	0	0	0	0	0	0	0	0	0	0	0	0	0
	0	0	0	0	0	0	0	0	0	0	0	0	0
	0	0	0	0	0	0	0	0	0	0	0	0	0
	0	0	0	0	0	0	0	0	0	0	0	0	0
	1	0	0	0	0	0	0	0	0	0	0	0	0

1B:	8	SF:	0
2B:	1	SAC:	0
3B:	1	DP:	1
HR:	2	HBP:	0

Batter	1	2	3	4	5	6	7	8	9
Tony Gwynn, L (1, 9) OBP: 0.396, SLG: 0.447 Rickey Henderson, R (9, PR) OBP: 0.414, SLG: 0.354	1-1 BB 2B 1B	0-2 F7			1-0 G4-3		2-1 G1-3		3-2 CS 1B
Wally Joyner, L (1, 3) OBP: 0.393, SLG: 0.426 Doug Dascenzo, S (9, PR) OBP: 0.125, SLG: 0.125	4-1 SAFE 2B 1-2 3B BB		1-2 G3		3-2 P6-3		2-1 F8		4-2 HR 1-2 BB
Steve Finley, L (1, 8) OBP: 0.357, SLG: 0.527	1-1 3B 2B		1-1 G4-3		1-2 1B		1-0 1B		0-2 HR 1-H
Ken Caminiti, S (1, 5) OBP: 0.398, SLG: 0.595	3-2 3B		1-1 1B		2-3 K 1-2		0-0 G4-3		
Greg Vaughn, R (1, 7) OBP: 0.369, SLG: 0.560	0-0 G6-3		3-2 L7			1-1 HR		0-0 P6	
Craig Shipley, R (1, 4) OBP: 0.337, SLG: 0.402 Jody Reed, R (1, PH) OBP: 0.313, SLG: 0.282 (2, 4)	2-2 G6-3			0-0 G5-4-3 1B		2-1 G6-3		1-1 L3	
John Flaherty, R (1, 2) OBP: 0.321, SLG: 0.451	1-2 G6-3			2-1 G5-4-3 1-2f		2-0 1B		1-1 1B	
Chris Gomez, R (1, 6) OBP: 0.339, SLG: 0.318		0-0 G5-3		4-1 BB		2-2 F9		2-1 F8	
Scott Sanders, R (1, 1) OBP: 0.250, SLG: 0.323 Dario Veras, R (6, 1) Al Osuna, R (6, 1) Tim Worell, R (7, 1) OBP: 0.200, SLG: 0.158 Doug Bochtler, R (8, 1) Sean Bergman, R (8, 1) OBP: 0.190, SLG: 0.200 Trevor Hoffman, R (9, 1) Scott Livingstone, L (9, PH) OBP: 0.327, SLG: 0.364		0-1 G5-3		0-3 K		3-2 G3-1			0-0 P6

Inning Stats	R: 3 E: 0 K: 0 S: 17	H: 3 LOB: 1 BB: 1 P: 29	R: 0 E: 0 K: 0 S: 6	H: 0 LOB: 0 BB: 0 P: 6	R: 0 E: 0 K: 0 S: 10	H: 1 LOB: 1 BB: 0 P: 16	R: 0 E: 0 K: 1 S: 7	H: 1 LOB: 1 BB: 1 P: 13	R: 0 E: 0 K: 1 S: 10	H: 1 LOB: 1 BB: 0 P: 17	R: 1 E: 0 K: 0 S: 11	H: 2 LOB: 1 BB: 0 P: 21	R: 0 E: 0 K: 0 S: 6	H: 1 LOB: 1 BB: 0 P: 11	R: 0 E: 0 K: 0 S: 7	H: 1 LOB: 1 BB: 0 P: 11	R: 2 E: 0 K: 0 S: 15	H: 2 LOB: 1 BB: 1 P: 22	1B: 8 2B: 1 3B: 1 HR: 2	SF: 0 SAC: 0 DP: 1 HBP: 0
---------------------	-------------------------------	----------------------------------	------------------------------	---------------------------------	-------------------------------	----------------------------------	------------------------------	----------------------------------	-------------------------------	----------------------------------	-------------------------------	----------------------------------	------------------------------	----------------------------------	------------------------------	----------------------------------	-------------------------------	----------------------------------	----------------------------------	------------------------------------

PITCHER	IP	WLS	BF	H	R	ER	SO	BB	IBB	HBP	BLK	WP	HR	S	P	ERA	WHIP
Jon Lieber, R (1, 1) ERA: 4.14	5.0		22	6	3	3	2	2	0	0	0	0	0	50	81	5.40	1.600
Dan Miceli, R (6, 1) ERA: 5.88	1.0		5	2	1	1	0	0	0	0	0	0	1	11	21	9.00	2.000
Matt Ruebel, L (7, 1) ERA: 4.89	1.0		4	1	0	0	0	0	0	0	0	0	0	6	11	0.00	1.000
Joe Boever, R (8, 1) ERA: 9.82	1.2	L	8	3	2	2	0	1	0	0	0	0	1	22	33	10.80	2.400

WP:	0	PA:	39
PB:	0		
SB:	1		
CS:	1		

Batter	1	2	3	4	5	6	7	8	9	AB R H RBI BB SO LOB	TOP							
Jermaine Allensworth, R (1, 8) <small>OBP: 0.303, SLG: 0.342</small> Tony Womack, L (9, PH) <small>OBP: 0.333, SLG: 0.333</small>	0-0 CS 1B		0-2 2B 1B		1-2 P6		1-2 1B 1B		4-2 G6-3 BB	4 2 3 0 0 0 0 0 0 0 0 1 0 0								
Al Martin, L (1, 7) <small>OBP: 0.352, SLG: 0.457</small>	0-2 F8		0-0 1B 2B		1-0 F8		1-1 E 1B SF9 1B		2-2 G6-3 1-2	5 2 2 1 0 0 2								
Jeff King, R (1, 4) <small>OBP: 0.343, SLG: 0.498</small>	4-2 BB 1-2		0-1 2-H 1B		0-2 G5-3		0-0 E7 SF9 1B 1B		2-3 K 3-H	4 1 2 2 1 1 1								
Orlando Merced, S (1, 9) <small>OBP: 0.356, SLG: 0.484</small>	2-0 F8		3-1 G4-3			1-1 G4-6-3 2B 1B		1-0 SF9	4-0 IBB	3 1 1 1 1 0 2								
<small>Mark Johnson, L John Wehrner, R Nelson Figueroa, S David Wainhouse, L Marc Wilkins, R Dan Plesiac, L Mike Kopyay, L John Enicks, R</small>		1-1 G4-3		1-2 G3-1		0-3 K	0-0 G5-4-3 1B		2-0 L9	3 0 0 0 0 0 1 1 0 0 0 0 0 0 0 0 1 0 0 1 1 0 0 0 0 0 0 0 0 0 0 0 0 0 0 0 0 0 0 0 1 0 0 0 0 0 0 0								
Carlos Garcia, R (1, 5) <small>OBP: 0.324, SLG: 0.398</small>		1-1 G4-3		1-0 HR		1-1 G4-6-3	0-0 G5-4-3			4 1 1 1 0 0 2								
Jay Bell, R (1, 6) <small>OBP: 0.298, SLG: 0.346</small>		2-2 G5-3		0-0 1B		0-0 2B		3-2 F8		4 0 2 1 0 0 0								
18 Jason Kendall, R (1, 2) <small>OBP: 0.367, SLG: 0.394</small>			1-0 G6-3		2-3 K	4-0 BB		2-1 G4-3		3 0 0 0 1 1 1								
67 Francisco Cordova, R (1, 1) <small>OBP: 0.100, SLG: 0.100</small> Matt Ruebel, L (6, 1) <small>OBP: 0.273, SLG: 0.200</small> Dale Sveum, S (7, 5) <small>OBP: 0.462, SLG: 0.455</small>			1-3 K		1-3 K	1-3 K		2-2 F9		3 0 0 0 0 3 3 0 0 0 0 0 0 0 1 0 0 0 0 0 0								
Inning Stats	R: 0 H: 1 E: 0 LOB: 1 K: 0 BB: 1 S: 9 P: 14	R: 0 H: 0 E: 0 LOB: 0 K: 0 BB: 0 S: 9 P: 13	R: 2 H: 3 E: 0 LOB: 1 K: 1 BB: 0 S: 12 P: 17	R: 1 H: 2 E: 0 LOB: 1 K: 2 BB: 0 S: 12 P: 17	R: 0 H: 0 E: 0 LOB: 0 K: 0 BB: 0 S: 7 P: 9	R: 1 H: 2 E: 0 LOB: 2 K: 2 BB: 1 S: 11 P: 18	R: 3 H: 4 E: 1 LOB: 0 K: 0 BB: 0 S: 9 P: 12	R: 0 H: 0 E: 0 LOB: 0 K: 0 BB: 0 S: 9 P: 16	R: 0 H: 0 E: 0 LOB: 2 K: 1 BB: 2 S: 9 P: 23	1B: 9 SF: 1 2B: 2 SAC: 0 3B: 0 DP: 1 HR: 1 HBP: 0	WP: 0 PA: 41 PB: 0 SB: 0 CS: 1							
PITCHER	IP WLS BF H R ER SO BB IBB HBP BLK WP HR S P ERA WHIP												PITCHER	IP WLS BF H R ER SO BB IBB HBP BLK WP HR S P ERA WHIP				
Bob Tewksbury, R (1, 1) <small>ERA: 4.34</small> Willie Blair, R (7, 1) <small>ERA: 4.97</small> Al Osuna, L (7, 1) <small>ERA: 4.5</small> Dario Veras, R (7, 1) <small>ERA: 3.86</small> Doug Bochtler, R (9, 1) <small>ERA: 3.36</small>	6.0 3 1 5 1.0	27 3 1 5 5	8 3 0 1 0	4 3 0 0 0	4 2 0 0 0	5 0 0 0 1	2 0 0 0 1	0 0 0 0 1	0 0 0 0 0	0 0 0 0 0	0 0 0 0 0	0 0 0 0 0	1 6 1 11 9	88 8 2 18 23	6.00 ∞ 0.00 0.00 0.00	1.667 ∞ 0.000 0.600 1.000		

Pittsburgh Pirates @ San Diego Padres
 Jack Murphy Stadium, San Diego, CA
 Wed Sep 11 1996, 10:05 PM EDT
 Att. 33,771 - Unknown - 74 F

AB	36
R	7
H	12
RBI	7
BB	4
SO	6
LOB	14



WP	0	PA	41
PB	0		
SB	0		
CS	1		

ERA	6.00	WHIP	1.667
ERA	∞	WHIP	∞
ERA	0.00	WHIP	0.000
ERA	0.00	WHIP	0.600
ERA	0.00	WHIP	1.000

Batter	1	2	3	4	5	6	7	8	9	AB	R	H	RBI	BB	SO	LOB
Tony Gwynn, L (1, 9) OBP: 0.396, SLG: 0.445	2-1 G4-3		0-0 1B BB 1B		0-1 F9	0-2 G6-3		4-0 1B IBB		4	0	1	0	1	0	2
Wally Joyner, L (1, 3) OBP: 0.393, SLG: 0.424	0-3 K		4-0 1B 1-2 BB		0-0 G1-3		0-2 F8	2-2 1-3 2-H 1B		4	0	1	1	1	1	0
Steve Finley, L (1, 8) OBP: 0.356, SLG: 0.526	0-3 K		1-3 K		2-0 HR 2B		2-1 F9	1-2 P4		5	1	1	0	0	2	5
Ken Caminiti, S (1, 5) OBP: 0.401, SLG: 0.609		4-2 1B BB	0-1 1-2 2-3 1B		0-1 HR		1-0 HR		3-1 G3	4	3	3	3	1	0	0
Greg Vaughn, R (1, 7) OBP: 0.371, SLG: 0.560		2-1 1B SAFE 1B	1-3 1B 1B		0-3 K		2-0 1B		2-1 S 1B	5	2	3	0	0	2	3
John Flaherty, R (1, 2) OBP: 0.322, SLG: 0.450		1-0 FC5-4 1B 3-H 1B	0-3 K			0-1 1B SF8 1B		1-3 K	2-2 G5-3	5	1	2	1	0	2	5
Chris Gomez, R (1, 6) OBP: 0.342, SLG: 0.322		1-0 FC5-4 1B	1-2 1B		2-2 F8		3-2 SF8 BB 1B		2-3 K	5	0	3	2	0	1	0
Jody Reed, R (1, 4) OBP: 0.313, SLG: 0.280		2-0 FC5-4	1-1 F9		1-1 F9		4-2 G6-3 BB		2-2 G6-3	2	0	0	0	1	0	2
Arch Cianfrocco, R (8, PH) OBP: 0.316, SLG: 0.415		1-2 2-3			1-0 G6-3		1-2 BB			1	0	0	0	0	0	0
Luis Lopez, S (9, 4) OBP: 0.236, SLG: 0.248		0-0 G1-3			1-0 G6-3		3-2 SF8		1-1 1B	0	0	0	0	0	0	0
Bob Tewksbury, R Scott Livingstone, L Rickey Henderson, L Jimmie Stewart, R Al Osuna, R Dario Veras, R Chris Gwynn, L Doug Dasencenzo, S Doug Bochler, R										2	0	0	0	0	0	1

Inning Stats	R: 0	H: 0	E: 0	K: 2	S: 8	LOB: 0	BB: 10	P: 10	R: 2	H: 3	E: 0	K: 0	S: 9	LOB: 1	BB: 1	P: 19	R: 0	H: 2	E: 0	K: 3	S: 12	LOB: 3	BB: 1	P: 18	R: 0	H: 0	E: 0	K: 0	S: 6	LOB: 0	BB: 0	P: 10	R: 2	H: 2	E: 0	K: 1	S: 10	LOB: 0	BB: 0	P: 12	R: 1	H: 2	E: 0	K: 0	S: 16	LOB: 1	BB: 1	P: 26	R: 1	H: 2	E: 0	K: 1	S: 10	LOB: 1	BB: 0	P: 16	R: 1	H: 2	E: 0	K: 1	S: 20	LOB: 3	BB: 1	P: 32	R: 1	H: 2	E: 0	K: 0	S: 9	LOB: 1	BB: 0	P: 19	1B: 11	SF: 1	2B: 2	SAC: 0	3B: 0	DP: 2	HR: 2	HBP: 0	WP: 0	PA: 43
--------------	------	------	------	------	------	--------	--------	-------	------	------	------	------	------	--------	-------	-------	------	------	------	------	-------	--------	-------	-------	------	------	------	------	------	--------	-------	-------	------	------	------	------	-------	--------	-------	-------	------	------	------	------	-------	--------	-------	-------	------	------	------	------	-------	--------	-------	-------	------	------	------	------	-------	--------	-------	-------	------	------	------	------	------	--------	-------	-------	--------	-------	-------	--------	-------	-------	-------	--------	-------	--------

PITCHER	IP	WLS	BF	H	R	ER	SO	BB	IBB	HBP	BLK	WP	HR	S	P	ERA	WHIP
67 Francisco Cordova, R (1, 1) ERA: 4.09	5.0		26	9	5	5	6	3	0	0	0	0	1	55	86	9.00	2.400
Matt Ruebel, L (6, 1) ERA: 4.91	1.2		5	1	1	0	0	0	0	0	0	0	1	12	18	5.40	0.600
David Wainhouse, R (7, 1) ERA: 4.57	1.0		5	2	1	1	2	0	0	0	0	0	0	14	22	9.00	2.000
Marc Wilkins, R (8, 1) ERA: 3.31	0.0		1	0	0	0	0	0	1	0	0	0	0	4	4	∞	∞
Dan Plesac, L (8, 1) ERA: 4.16	0.1		2	1	0	0	0	0	0	0	0	0	0	10	13	0.00	3.000

BOTTOM

Pittsburgh Pirates @ San Diego Padres
Jack Murphy Stadium, San Diego, CA
 Wed Sep 11 1996, 10:05 PM EDT
 Att: 33,771 - Unknown - 74 F

AB	38
R	8
H	15
RBI	8
BB	4
SO	8
LOB	18



PITCHER	IP	WLS	BF	H	R	ER	SO	BB	IBB	HBP	BLK	WP	HR	S	P	ERA	WHIP
John Ericks, R (9, 1) ERA: 6.21	0.2		4	2	1	1	0	0	0	0	0	0	0	9	19	13.50	3.000

Batter	1	2	3	4	5	6	7	8	9	AB R H RBI BB SO LOB	TOP											
Thomas Howard, S (1, 9) OBP: 0.308, SLG: 0.435	0-1 F7		1-1 B1-3		2-2 G4-3		1-1 F9			4 0 0 0 0 0 2												
Willie Greene, L (1, 7) OBP: 0.333, SLG: 0.452	1-0 G4-3		2-0 G4-3			2-2 F8		1-1 B1-3		4 0 0 0 0 0 0												
Curtis Goodwin, L (8, 7) OBP: 0.307, SLG: 0.272										0 0 0 0 0 0 0												
Barry Larkin, R (1, 6) OBP: 0.410, SLG: 0.549	4-2 BB			0-1 G6-3		0-1 L8		3-1 G4-3		3 0 0 0 1 0 0												
Eric Davis, R (1, 8) OBP: 0.397, SLG: 0.539	2-3 K			0-1 2B		1-2 G6-3		2-3 K		4 1 1 0 0 2 1												
Hal Morris, L (1, 3) OBP: 0.369, SLG: 0.482		3-1 HR		1-1 2B		1-2 F9 WP		0-2 F8		4 2 3 2 0 0 0												
Bret Boone, R (1, 4) OBP: 0.285, SLG: 0.373		2-0 F8		1-3 K		1-1 P4		0-0 FC1-6		4 0 1 0 0 1 2												
Jeff Branson, L (1, 5) OBP: 0.309, SLG: 0.404		0-0 L7		1-0 G4-3		4-1 1B		0-1 FC1-6		3 0 0 0 1 0 2												
Joe Oliver, R (1, 2) OBP: 0.322, SLG: 0.413		0-0 G5-3			0-1 G6-3		0-0 F9		0-3 K	4 0 0 0 0 1 3												
Mike Morgan, R (1, 1) OBP: 0.057, SLG: 0.057			0-0 G4-3		1-1 G6-3		1-0 1B			2 0 0 0 0 0 0												
Lenny Harris, L (7, PH) OBP: 0.328, SLG: 0.412										1 0 1 1 0 0 0												
Jeff Shaw, R (7, 1)										0 0 0 0 0 0 0												
Jeff Brantley, R (9, 1)										0 0 0 0 0 0 0												
Inning Stats	R: 0 E: 0 K: 1 S: 9	H: 0 LOB: 1 BB: 1 P: 16	R: 1 E: 0 K: 0 S: 5	H: 1 LOB: 0 BB: 0 P: 10	R: 0 E: 0 K: 0 S: 4	H: 0 LOB: 0 BB: 0 P: 7	R: 1 E: 0 K: 1 S: 11	H: 2 LOB: 1 BB: 0 P: 14	R: 0 E: 0 K: 0 S: 7	H: 0 LOB: 0 BB: 0 P: 10	R: 0 E: 0 K: 0 S: 8	H: 0 LOB: 0 BB: 0 P: 11	R: 1 E: 0 K: 0 S: 10	H: 2 LOB: 2 BB: 1 P: 18	R: 0 E: 0 K: 1 S: 7	H: 0 LOB: 0 BB: 0 P: 13	R: 0 E: 0 K: 1 S: 11	H: 1 LOB: 1 BB: 0 P: 11	1B: 4 2B: 1 3B: 0 HR: 1	SF: 0 SAC: 0 DP: 0 HBP: 0	WP: 1 PB: 0 SB: 0 CS: 0	PA: 35
PITCHER	IP WLS BF H R ER SO BB IBB HBP BLK WP HR S P ERA WHIP																					
Andy Ashby, R (1, 1) ERA: 3.14	6.0 L 22 3 2 2 2 1 0 0 0 0 0 1 44 68 3.00 0.667																					
Mike Oquist, R (7, 1) ERA: 1.93	0.2 4 1 1 1 0 0 0 1 0 0 1 0 7 13 13.50 1.500																					
Al Osuna, L (7, 1) ERA: 3.38	0.2 3 1 0 0 0 0 0 0 0 0 0 0 5 8 0.00 1.500																					
Willie Blair, R (8, 1) ERA: 4.93	0.2 2 0 0 0 0 1 0 0 0 0 0 0 5 10 0.00 0.000																					
Sean Bergman, R (9, 1) ERA: 4.31	1.0 4 1 0 0 0 1 0 0 0 0 0 0 0 11 11 0.00 1.000																					

Cincinnati Reds @ San Diego Padres
 Jack Murphy Stadium, San Diego, CA
 Fri Sep 13 1996, 10:05 PM EDT
 Att. 26,524 - Unknown - 68 F

livebaseballscorecards.com

AB	33
R	3
H	6
RBI	3
BB	2
SO	4
LOB	10



Batter	1	2	3	4	5	6	7	8	9	AB R H RBI BB SO LOB
Tony Gwynn, L OBP: 0.394, SLG: 0.443 (1, 9) C C C B F F T F X	2-2 G4-6-3 1B			0-0 G6-3		0-1 G4-3			0-2 F8	4 0 1 0 0 0 0
Wally Joyner, L OBP: 0.391, SLG: 0.425 (1, 3) B C C B B B X	3-1 G4-6-3 1-2f			0-1 G4-3			2-2 1B 2B		1-3 K	4 1 1 0 0 1 1
Steve Finley, L OBP: 0.355, SLG: 0.524 (1, 8) B B F F S	2-3 K			3-0 L9			0-0 1B 2-H 1B		0-1 F8	4 0 1 1 0 1 0
Ken Caminiti, S OBP: 0.403, SLG: 0.611 (1, 5) C B X			1-1 G4-3		1-1 2B		1 SAFE 1-2 1B G5-4-3 1B		0-1 1B	3 0 2 0 0 0 0
Greg Vaughn, R OBP: 0.371, SLG: 0.559 (1, 7) C B X			1-1 G6-4-3 1B		0-0 G6-3		0-0 P2		0-0 1B	3 0 1 0 0 0 3
John Flaherty, R OBP: 0.320, SLG: 0.447 (1, 2) B F SAFE X			1-1 G6-4-3 1-2f		1-1 G6-3		2-0 G5-4-3 1-2f		2-0 G5-4-3	3 0 0 0 0 0 4
Chris Gomez, R OBP: 0.340, SLG: 0.319 (1, 6) C C C B X			1-3 K		2-2 G6-3				1-3 K	3 0 0 0 0 2 1
Jody Reed, R OBP: 0.312, SLG: 0.279 (1, 4) Scott Livingstone, L OBP: 0.326, SLG: 0.362 (8, PH) Luis Lopez, S OBP: 0.236, SLG: 0.248 (9, 4) X			0-0 G5-3			0-3 K			1-3 K	2 0 0 0 0 1 0 1 0 0 0 0 1 0 0 0 0 0 0 0 0
Andy Ashby, R OBP: 0.244, SLG: 0.350 (1, 1) Chris Gwynn, L OBP: 0.272, SLG: 0.256 (6, PH) Mike Oquist, R OBP: 0.272, SLG: 0.256 (7, 1) Al Osuna, R OBP: 0.272, SLG: 0.256 (7, 1) Willie Blair, R OBP: 0.272, SLG: 0.256 (8, 1) Rickey Henderson, R OBP: 0.413, SLG: 0.353 (8, PH) Sean Bergman, R OBP: 0.100, SLG: 0.200 (9, 1) X			0-0 G5-3			0-0 G5-3			1-3 K	1 0 0 0 0 0 0 1 0 1 0 0 0 0 1 0 0 0 0 0 0 0 0

BOTTOM	
Cincinnati Reds @ San Diego Padres Jack Murphy Stadium, San Diego, CA Fri Sep 13 1996, 10:05 PM EDT Att: 26,524 - Unknown - 68 F	
AB 30 R 1 H 6 RBI 1 BB 0 SO 7 LOB 9	

Inning Stats		R: 0	H: 1	E: 0	LOB: 0	K: 1	BB: 0	S: 10	P: 17	R: 0	H: 1	E: 0	LOB: 0	K: 0	BB: 0	S: 6	P: 9	R: 0	H: 0	E: 0	LOB: 0	K: 1	BB: 0	S: 5	P: 6	R: 0	H: 0	E: 0	LOB: 0	K: 0	BB: 0	S: 4	P: 7	R: 0	H: 1	E: 0	LOB: 1	K: 0	BB: 0	S: 8	P: 12	R: 0	H: 0	E: 0	LOB: 0	K: 1	BB: 0	S: 6	P: 6	R: 1	H: 3	E: 0	LOB: 1	K: 0	BB: 0	S: 9	P: 13	R: 0	H: 0	E: 0	LOB: 0	K: 3	BB: 0	S: 11	P: 14	R: 0	H: 0	E: 0	LOB: 0	K: 1	BB: 0	S: 9	P: 10	1B: 4	SF: 0	2B: 2	SAC: 0	3B: 0	DP: 3	HR: 0	HBP: 0	WP: 0	PA: 30
PITCHER	IP	WLS	BF	H	R	ER	SO	BB	IBB	HBP	BLK	WP	HR	S	P	ERA	WHIP																																																																		
Mike Morgan, R ERA: 4.8 (1, 1)	6.0	W	19	3	0	0	3	0	0	0	0	0	0	39	57	0.00	0.500																																																																		
Jeff Shaw, R ERA: 2.67 (7, 1)	2.0		8	3	1	1	3	0	0	0	0	0	0	20	27	4.50	1.500																																																																		
Jeff Brantley, R ERA: 2.67 (9, 1)	1.0	S	3	0	0	0	1	0	0	0	0	0	0	9	10	0.00	0.000																																																																		

Batter	1	2	3	4	5	6	7	8	9	10	11	12	AB	R	H	RBI	BB	SO	LOB
Tony Gwynn, L OBP: 0.396, SLG: 0.441	0-1 BB 1B	3-3 K		4-0 IBB			1-1 F8			3-2 F7	4-0 IBB		4	0	1	0	2	1	2
Chris Gomez, R OBP: 0.340, SLG: 0.327	0-1 B1		2-1 HR	2-3 K			3-2 F9 1-2			3-2 IBB 1B	1-0 G1-3		6	1	2	1	0	1	7
Steve Finley, L OBP: 0.355, SLG: 0.522	0-0 P5		3-2 F8				3-2 L4			0-0 1B		1-1 F7	6	0	2	0	0	0	1
Ken Caminiti, S OBP: 0.402, SLG: 0.606	4-1 1-2 BB		3-3 K				0-0 P5			2-2 F7	4-0 1-2 2-3 IBB	3-3 K	4	0	0	0	2	2	1
Greg Vaughn, R OBP: 0.369, SLG: 0.553	0-0 P3		2-2 F9				0-0 F8			2-1 P5	0-3 K	4-2 S 1B BB	5	1	0	0	1	1	6
Wally Joyner, L OBP: 0.391, SLG: 0.420		4-2 2B G6-3 BB		2-1 F7			1-2 F9			1-0 F8	2-1 G4-3	4-2 1B IBB	4	1	0	0	2	0	4
Archi Cianfrocco, R OBP: 0.318, SLG: 0.420		2-2 G6-3 2B		1-0 SH1-4 1B			0-0 F9			0-0 F7		1-3 K SH1-4	5	0	2	0	0	1	0
Doug Dascenzo, S OBP: 0.125, SLG: 0.125		1-3 2B		1-0 SH1-4 1B			2-0 P4			1-1 F7		1-0 SH1-4	0	0	0	0	0	0	0
Jody Reed, R OBP: 0.313, SLG: 0.281		2-3 3-H		0-0 SH1-4			0-0 SH1-4			0-0 G3		0-1 G4-3	1	0	0	0	0	0	1
John Flaherty, R OBP: 0.319, SLG: 0.445		1-2 G6-3		1-2 SH1-4 1B			1-2 SH1-4 1B			1-1 F7		1-2 SH1-4	4	0	1	1	0	0	1
Fernando Valenzuela, L OBP: 0.148, SLG: 0.180		0-0 F8		0-0 SH1-4			4-1 CS BB			0-0 G3		0-1 G4-3	1	0	0	0	0	0	1
Tim Worrell, R OBP: 0.200, SLG: 0.159													0	0	0	0	0	0	0
Rickey Henderson, R OBP: 0.414, SLG: 0.353													0	0	0	0	1	0	0
Doug Krotter, R OBP: 0.114, SLG: 0.053													0	0	0	0	0	0	0
Chris Gwynn, L OBP: 0.399, SLG: 0.253													0	0	0	0	0	0	0
Trevor Hoffman, R OBP: 0.324, SLG: 0.360													0	0	0	0	0	0	0
Scott Livingstone, L OBP: 0.324, SLG: 0.360													0	0	0	0	0	0	2
Dario Veras, R OBP: 0.324, SLG: 0.360													0	0	0	0	0	0	0

Inning Stats	R: 0	H: 1	E: 0	LOB: 2	K: 0	P: 7	R: 1	H: 1	E: 0	LOB: 1	K: 1	P: 16	R: 1	H: 1	E: 0	LOB: 0	K: 1	P: 22	R: 0	H: 0	E: 0	LOB: 0	K: 0	P: 8	R: 0	H: 0	E: 0	LOB: 0	K: 0	P: 8	R: 0	H: 0	E: 0	LOB: 0	K: 0	P: 14	R: 0	H: 1	E: 0	LOB: 1	K: 0	P: 12	R: 0	H: 0	E: 0	LOB: 0	K: 0	P: 5	R: 0	H: 2	E: 0	LOB: 3	K: 1	P: 32	R: 0	H: 0	E: 0	LOB: 2	K: 1	P: 14	R: 1	H: 1	E: 0	LOB: 2	K: 1	P: 27	1B: 7	2B: 1	3B: 0	HR: 1	SF: 0	SAC: 2	DP: 0	HBP: 0	WP: 1	PA: 52
--------------	------	------	------	--------	------	------	------	------	------	--------	------	-------	------	------	------	--------	------	-------	------	------	------	--------	------	------	------	------	------	--------	------	------	------	------	------	--------	------	-------	------	------	------	--------	------	-------	------	------	------	--------	------	------	------	------	------	--------	------	-------	------	------	------	--------	------	-------	------	------	------	--------	------	-------	-------	-------	-------	-------	-------	--------	-------	--------	-------	--------

PITCHER	IP	WLS	BF	H	R	ER	SO	BB	IBB	HBP	BLK	WP	HR	S	P	ERA	WHIP	
Dave Burba, R ERA: 3.86	6.0		26	5	2	2	3	2	1	0	0	0	0	1	54	93	3.00	1.167
Mike Remlinger, L ERA: 5.7	1.0		4	1	0	0	0	1	0	0	0	0	0	7	15	0.00	2.000	
Jeff Shaw, R ERA: 2.64	1.0		3	0	0	0	0	0	0	0	0	0	0	6	11	0.00	0.000	
Scott Service, R ERA: 3.97	1.0		3	0	0	0	0	0	0	0	0	0	0	4	5	0.00	0.000	
Hector Carrasco, R ERA: 3.8	2.0		11	2	0	0	2	0	2	0	0	1	0	24	46	0.00	1.000	


BOTTOM

Cincinnati Reds @ San Diego Padres
Jack Murphy Stadium, San Diego, CA

Sat Sep 14 1996, 6:33 AM EDT
Att: 25,231 - Cloudy - 73 F

livebaseballscorecards.com

AB	42
R	3
H	9
RBI	3
BB	8
SO	6
LOB	25



PITCHER	IP	WLS	BF	H	R	ER	SO	BB	IBB	HBP	BLK	WP	HR	S	P	ERA	WHIP
Lee Smith, R ERA: 3.74	12.1		52	1	1	1	1	1	1	0	0	0	0	13	27	13.50	3.000

Batter	1	2	3	4	5	6	7	8	9	AB R H RBI BB SO LOB	TOP														
Curtis Goodwin, L OBP: 0.290, SLG: 0.255 (1, 8) C B B X	2-1 G6-3 ①	1-2 G4-3 ③		1-3 K ③			0-0 L7 ①			4 0 0 0 0 1 2															
Lenny Harris, L OBP: 0.324, SLG: 0.405 (1, 5) (8, 4) C B B X	3-1 1B E 1B		0-0 G3-1 ①		0-1 G3-1 ①		2-2 F8 ②			4 0 1 0 0 0 0															
Hal Morris, L OBP: 0.366, SLG: 0.477 Johnny Ruffin, R OBP: 0.500, SLG: 0.500 Giovanni Carrara, R (1, 3) (7, 1) (8, 1) C B F B X	2-2 E4 1B 1-2		2-3 K ②		0-0 1B 1B		1-0 F9 ③			4 0 1 0 0 1 1 0 0 0 0 0 0 0 0 0 0 0 0 0 0															
Eddie Taubensee, L OBP: 0.341, SLG: 0.477 Brook Fordyce, R (1, 2) (8, 2) S B X	1-1 1-2 2-3 1B		3-2 1B 1B		2-2 1-2 1B		2-1 P3 ①			4 0 3 0 0 0 0 0 0 0 0 0 0 0															
Willie Greene, L OBP: 0.331, SLG: 0.447 (1, 7) (8, 5) C B S X	1-2 P3 ②		1-2 1-2 1B		2-2 F8 ②		3-2 G4-3 ②			4 0 1 0 0 0 5															
Bret Boone, R OBP: 0.282, SLG: 0.367 Keith Mitchell, R OBP: 0.500, SLG: 1.250 (1, 4) (8, 7) C X	0-1 F8 ③		0-1 G5-3 ③		1-0 G4-3 ③		1-2 G4-3 ③			4 0 0 0 0 0 7 0 0 0 0 0 0 0															
Chad Mottola, R OBP: 0.275, SLG: 0.415 (1, 9) B C X		1-1 F8 ①		3-2 F9 ①		4-2 L1-3 BB		0-0 G6-3 ①		3 0 0 0 1 0 0															
Jeff Branson, L OBP: 0.308, SLG: 0.407 (1, 6) L O F X		0-2 F7 ②		2-2 3B		1-1 L1-3 ① ② 1-1		1-3 K ②		4 0 1 0 0 1 1															
Kevin Jarvis, L OBP: 0.176, SLG: 0.206 Pedro Martínez, L Scott Sullivan, R Mike Remlinger, L OBP: 0.250, SLG: 0.143 Eric Owens, R Mark Portugal, R OBP: 0.282, SLG: 0.238 Eduardo Pérez, R OBP: 0.168, SLG: 0.191 OBP: 0.370, SLG: 0.667 (1, 1) (4, 1) (5, 1) (5, 1) (6, PH) (6, 1) (7, 3) B X		1-0 1B		1-0 P5 ② 3 SAFE		0-0 F8 ③		1-2 G4-3 ③		2 0 1 0 0 0 1 0 0 0 0 0 0 0 0 0 0 0 0 0 0 1 0 0 0 0 0 0 0 0 0 0 0 0 0 1 0 0 0 0 0 0															
Inning Stats	R: 0 E: 1 K: 0 S: 14	H: 2 LOB: 3 BB: 0 P: 23	R: 0 E: 0 K: 0 S: 9	H: 1 LOB: 1 BB: 0 P: 12	R: 0 E: 0 K: 1 S: 14	H: 2 LOB: 2 BB: 0 P: 20	R: 0 E: 0 K: 1 S: 12	H: 1 LOB: 1 BB: 0 P: 19	R: 0 E: 0 K: 0 S: 10	H: 2 LOB: 2 BB: 0 P: 15	R: 0 E: 0 K: 0 S: 5	H: 0 LOB: 0 BB: 1 P: 10	R: 0 E: 0 K: 0 S: 5	H: 0 LOB: 0 BB: 0 P: 8	R: 0 E: 0 K: 0 S: 8	H: 0 LOB: 0 BB: 0 P: 14	R: 0 E: 0 K: 1 S: 7	H: 0 LOB: 0 BB: 0 P: 9	1B: 7 2B: 1 3B: 1 HR: 0	SF: 0 SAC: 0 DP: 1 HBP: 0	WP: 0 PB: 0 SB: 0 CS: 0	PA: 36			
PITCHER Joey Hamilton, R ERA: 4.16 Willie Blair, R ERA: 4.75 (1, 1) (7, 1)	IP 6.0 3.0	WLS W S	BF 27 9	H 8 0	R 0 0	ER 0 0	SO 2 1	BB 1 0	IBB 0 0	HBP 0 0	BLK 0 0	WP 0 0	HR 0 0	S 64 20	P 99 31	ERA 0.00 0.00	WHIP 1.500 0.000								

Cincinnati Reds @ San Diego Padres
Jack Murphy Stadium, San Diego, CA
 Sun Sep 15 1996, 6:33 AM EDT
 Att. 29,005 - Sunny - 74 F

livebaseballscorecards.com

AB	35
R	0
H	8
RBI	0
BB	1
SO	3
LOB	17



Batter	1	2	3	4	5	6	7	8	9	AB	R	H	RBI	BB	SO	LOB
Rickey Henderson, R (1, 7) OBP: 0.414, SLG: 0.351	1-1 G5-3	2-2 G6-3		4-2 1B 1-2 1B BB	4-1 E 1B BB		1-1 L5			3	1	0	0	2	0	1
Tony Gwynn, L (1, 9) OBP: 0.403, SLG: 0.447 Doug Dascenzo, S (7, PR) OBP: 0.125, SLG: 0.125 (8, 9)	0-0 1B G3 2B 1B		2-2 BB 1B 1B	0-0 1B 1-2 2-3 1B	2-2 E7 1-3 2-H 3-H 1B		4-0 G4-6-3 BB			4	1	4	2	1	0	0
Steve Finley, L (1, 8) OBP: 0.354, SLG: 0.519	3-2 G3 1-2		1-0 1 SAFE BB 1B	3-3 K 1-2 1B	2-0 F8 2-0		2-1 G4-6-3 1-2f			5	0	1	0	0	1	7
Ken Caminiti, S (1, 5) OBP: 0.404, SLG: 0.606 Jim Tatum, R (9, 5) OBP: 0.100, SLG: 0.100	0-0 2B 1B		2-3 K 1-1 1B	1-1 S 1B 1-3 2-H 3-H	1-2 3B 1B		1-1 P6			5	2	3	2	0	1	2
Wally Joyner, L (1, 3) OBP: 0.392, SLG: 0.422 Scott Livingstone, L (8, PH) OBP: 0.328, SLG: 0.364 (9, 3)	0-1 1-H 3-H 2B		4-1 1-2 2-3 BB	1-1 L7 1-2	2-1 F7		0-0 HBP BB 1B			3	0	1	2	1	0	3
Archi Cianfrocco, R (1, 4) OBP: 0.313, SLG: 0.414 Jody Reed, R (6, 4) OBP: 0.316, SLG: 0.282	2-2 F8		1-3 K 1-2 2-3		2-2 G4 1-2 3B 1B		4-2 HBP BB			3	0	0	0	0	1	4
Brian Johnson, R (1, 2) OBP: 0.309, SLG: 0.476		0-0 SH1-4 1B	1-0 F8		2-2 SH1-4 BB 1B		3-2 L7 1-2 2-3 HBP			4	1	2	0	0	0	5
Chris Gomez, R (1, 6) OBP: 0.341, SLG: 0.332 Luis Lopez, S (8, PH) OBP: 0.235, SLG: 0.246 (9, 6)		2-3 SAFE K		0-0 G5-3	4-1 SH1-4 1B BB		3-2 G6-4-3			3	1	1	2	1	1	1
Joey Hamilton, R (1, 1) OBP: 0.194, SLG: 0.246 Chris Gwynn, L (6, PH) OBP: 0.266, SLG: 0.250 Willie Blair, R (7, 1)		0-0 SH1-4 1-2		0-2 1B BB 1B	0-0 SH1-4 1-2 2-3		1-1 G4-3			1	0	0	0	0	0	0

Inning Stats	R: 2	H: 3	E: 0	K: 0	S: 12	H: 3	LOB: 1	BB: 0	P: 18	R: 0	H: 1	E: 0	K: 1	S: 9	R: 0	H: 2	E: 0	K: 2	S: 16	R: 2	H: 3	E: 0	K: 1	S: 16	R: 2	H: 2	E: 1	K: 0	S: 14	R: 0	H: 0	E: 0	K: 0	S: 4	R: 0	H: 1	E: 0	K: 0	S: 13
--------------	------	------	------	------	-------	------	--------	-------	-------	------	------	------	------	------	------	------	------	------	-------	------	------	------	------	-------	------	------	------	------	-------	------	------	------	------	------	------	------	------	------	-------

PITCHER	IP	WLS	BF	H	R	ER	SO	BB	IBB	HBP	BLK	WP	HR	S	P	ERA	WHIP
Kevin Jarvis, R (1, 1) ERA: 6.19	3.1		19	7	4	4	3	2	0	0	0	0	0	45	70	10.80	2.700
Pedro Martinez, L (4, 1) ERA: 5.87	0.2		4	2	0	0	1	0	0	0	0	0	0	8	13	0.00	3.000
Scott Sullivan, R (5, 1) ERA: 3.18	0.2		5	1	2	2	0	2	0	0	0	0	0	10	22	27.00	4.500
Mike Remlinger, L (5, 1) ERA: 5.63	0.1		2	1	0	0	0	0	0	0	0	0	0	4	8	0.00	3.000
Mark Portugal, R (6, 1) ERA: 3.91	1.0		6	3	2	2	0	0	0	0	0	0	0	17	28	18.00	3.000

BOTTOM

Cincinnati Reds @ San Diego Padres
Jack Murphy Stadium, San Diego, CA

Sun Sep 15 1996, 6:33 AM EDT
Att: 29,005 - Sunny - 74 F

AB	35
R	8
H	15
RBI	8
BB	6
SO	4
LOB	27



PITCHER	IP	WLS	BF	H	R	ER	SO	BB	IBB	HBP	BLK	WP	HR	S	P	ERA	WHIP
Johnny Ruffin, R (7, 1) ERA: 5.49	1.0		3	0	0	0	0	1	0	0	0	0	0	4	11	0.00	1.000
Giovanni Carrara, R (8, 1) ERA: 8.05	1.0		5	1	0	0	0	1	0	1	0	0	0	13	24	0.00	2.000

Batter	1	2	3	4	5	6	7	8	9	10	11	AB R H RBI BB SO LOB	TOP														
Tony Gwynn, L OBP: 0.400, SLG: 0.446 (1, 9)	1-0 G6-3	0-1 F9			0-0 G4-3		1-1 G1-3			1-1 2B		5 0 1 0 0 0 3	San Diego Padres @ San Francisco Giants 3Com Park at Candlestick Point, San Francisco, CA Mon Sep 16 1996, 10:05 PM EDT Att. 8,853 - Unknown - 62 F livebaseballscorecards.com														
Wally Joyner, L OBP: 0.390, SLG: 0.422 (1, 3)	2-2 1B 2B			3-2 P5	2-1 P8			1-3 K		1-1 P6		5 0 1 0 0 1 2															
Steve Finley, L OBP: 0.356, SLG: 0.524 (1, 8)	2-2 1B			2-2 P6		4-2 PB BB		0-0 G3		0-1 HR		4 1 2 1 1 0 0															
Ken Caminiti, S OBP: 0.400, SLG: 0.600 (1, 5)	0-2 K			0-0 G3	2-1 P7	1 SAFE 1 SAFE		2-2 G4-3		1-3 K		5 0 0 0 0 2 3															
Greg Vaughn, R OBP: 0.368, SLG: 0.552 Trevor Hoffman, R (9, 1)	3-2 P7			2-1 2B 2B	0-2 F7	1 SAFE 1 SAFE		0-0 P3		2-3 K		4 1 1 0 0 0 3 1 0 0 0 0 1 0															
John Flaherty, R OBP: 0.318, SLG: 0.444 (1, 2)				0-2 G4-3 L9-2 2B	2-2 P6	1 SAFE 1 SAFE		0-1 G4-3		0-1 F8		5 0 1 1 0 1 1															
Chris Gomez, R OBP: 0.340, SLG: 0.329 (1, 6)				0-0 G4-3	1-2 P6			2-2 L8		1-0 F9		3 0 0 0 1 0 1															
Jody Reed, R OBP: 0.319, SLG: 0.285 Doug Dascenzo, S OBP: 0.125, SLG: 0.125 Luis Lopez, S OBP: 0.235, SLG: 0.246 (10, 4)				0-0 SH1-4 1B BB	0-1 L9-2			1-2 1B		4-1 CS BB		3 0 2 0 1 0 1 0 0 0 0 0 0 0 0 0 0 0 0 0 0															
Scott Sanders, R OBP: 0.235, SLG: 0.303 Al Osuna, R (8, 1) Tim Worrell, R OBP: 0.200, SLG: 0.158 Rickey Henderson, R OBP: 0.413, SLG: 0.350 (9, 7)				0-0 SH1-4	1-0 G3-1			2-3 K		3-3 K		2 0 0 0 0 1 1 0 0 0 0 0 0 0 0 0 0 0 0 0 0 1 0 0 0 0 1 1															
Inning Stats	R: 0 E: 0 K: 1 S: 14	H: 2 LOB: 2 BB: 0 P: 22	R: 0 E: 0 K: 1 S: 9	H: 1 LOB: 2 BB: 1 P: 15	R: 0 E: 0 K: 0 S: 7	H: 0 LOB: 0 BB: 0 P: 12	R: 1 E: 0 K: 0 S: 9	H: 2 LOB: 0 BB: 0 P: 11	R: 0 E: 0 K: 0 S: 4	H: 0 LOB: 0 BB: 0 P: 7	R: 0 E: 0 K: 1 S: 10	H: 0 LOB: 1 BB: 1 P: 18		R: 0 E: 0 K: 1 S: 11	H: 1 LOB: 1 BB: 0 P: 17	R: 0 E: 0 K: 1 S: 7	H: 0 LOB: 0 BB: 0 P: 10	R: 0 E: 0 K: 0 S: 4	H: 0 LOB: 0 BB: 0 P: 5	R: 0 E: 0 K: 1 S: 8	H: 1 LOB: 2 BB: 1 P: 17	R: 1 E: 0 K: 2 S: 11	H: 1 LOB: 0 BB: 0 P: 14	1B: 3 2B: 6 3B: 0 HR: 1	SF: 0 SAC: 1 DP: 2 HBP: 0	WP: 0 PB: 1 SB: 0 CS: 1	PA: 42
PITCHER	IP WLS BF H R ER SO BB IBB HBP BLK WP HR S P ERA WHIP													IP WLS BF H R ER SO BB IBB HBP BLK WP HR S P ERA WHIP													
Oswaldo Fernandez, R ERA: 4.56 Rod Beck, R ERA: 3.55 (1, 1) (10, 1)	9.0 L 8 2 1 1 4 2 0 0 0 0 0 1 75 117 1.00 0.889																										

Batter	1	2	3	4	5	6	7	8	9	10	11	AB R H RBI BB SO LOB
Marvin Benard, L (1, 8) OBP: 0.327, SLG: 0.329 Dax Jones, R (8, PH) OBP: 0.233, SLG: 0.259	3-3 K ①		3-2 G4-3 ③			1-0 1B		1-3 K ③			3-3 K ①	3 0 1 0 0 1 0 2 0 0 0 0 2 2
Bill Mueller, S (1, 5) OBP: 0.402, SLG: 0.405	3-1 F8 ②			2-2 G3 ①		2-1 G3 ③			1-0 2B		1-0 E9 1B	5 0 2 0 0 0 1
Glenallen Hill, R (1, 9) OBP: 0.338, SLG: 0.479	1-3 K ③			2-3 K ②			1-0 FC3-6 1B		2-3 K ①		0-2 P4 ②	5 0 1 0 0 3 2
Barry Bonds, L (1, 7) OBP: 0.454, SLG: 0.615		0-0 HR		1-1 CS 1B			1-1 FC3-6 1-2f		4-0 IBB		4-0 BB IBB	3 1 2 1 2 0 1
Rick Wilkins, L (1, 2) OBP: 0.345, SLG: 0.381		2-1 P5 ①		1 SAFE 0-1 CS 1-2	1-1 G6-3 ①		3-1 G5-3 1-2		1-3 K ②		4-2 BB 1-2 2-3	4 0 0 0 1 1 3
Rich Aurilia, R (1, 6) OBP: 0.293, SLG: 0.296		3-2 G6-3 ②			0-3 K ②			0-0 G5-3 ①	3-1 P3 ③		0-3 K ③	5 0 0 0 0 2 5
Desi Wilson, L (1, 3) OBP: 0.300, SLG: 0.298		1-0 P6 ③			2-0 G6-3 ③			2-1 SH5-4 1B			0-3 K2-3 ①	4 0 1 0 0 1 0
Steve Scarsone, R (1, 4) OBP: 0.287, SLG: 0.326			0-0 F8 ①			0-0 G5-3 ①		0-1 SH5-4 1B			2-3 K ②	4 0 1 0 0 1 0
Oswaldo Fernandez, R (1, 1) OBP: 0.088, SLG: 0.088 Rod Beck, R (10, 1) OBP: 0.333, SLG: 0.333			1-3 K ②			1-3 K ②		0-0 SH5-4 1-2 2-3			0-3 K ③	2 0 0 0 0 2 0 1 0 0 0 0 1 0

Inning Stats	R: 0	H: 0	R: 1	H: 1	R: 0	H: 0	R: 0	H: 1	R: 0	H: 0	R: 0	H: 1	R: 0	H: 2	R: 0	H: 1	R: 0	H: 0	R: 0	H: 1	R: 0	H: 0	R: 0	H: 1	1B: 6	SF: 0	WP: 0	PA: 43
	E: 0	LOB: 0	E: 0	LOB: 0	E: 0	LOB: 0	E: 0	LOB: 0	E: 0	LOB: 0	E: 0	LOB: 1	E: 0	LOB: 2	E: 0	LOB: 0	E: 0	LOB: 0	E: 0	LOB: 2	E: 0	LOB: 0	E: 1	LOB: 3	2B: 1	SAC: 1	PB: 0	
	K: 2	BB: 0	K: 0	BB: 0	K: 1	BB: 0	K: 1	BB: 0	K: 0	BB: 0	K: 1	BB: 0	K: 0	BB: 0	K: 1	BB: 0	K: 2	BB: 1	K: 3	BB: 0	K: 2	BB: 2	K: 2	BB: 2	3B: 0	DP: 0	SB: 0	
	S: 9	P: 16	S: 7	P: 13	S: 7	P: 11	S: 11	P: 16	S: 6	P: 9	S: 7	P: 11	S: 5	P: 10	S: 9	P: 12	S: 9	P: 20	S: 11	P: 13	S: 15	P: 27	S: 15	P: 27	HR: 1	HBP: 0	CS: 2	
PITCHER	IP	WLS	BF	H	R	ER	SO	BB	IBB	HBP	BLK	WP	HR	S	P	ERA	WHIP											
Scott Sanders, R (1, 1) ERA: 3.1	7.2		27	6	1	1	6	0	0	0	0	0	1	58	94	1.17	0.783											
Al Osuna, L (8, 1) ERA: 3.0	0.1		2	1	0	0	1	0	0	0	0	0	0	4	6	0.00	3.000											
Tim Worrell, R (9, 1) ERA: 3.11	0.1		2	0	0	0	1	0	1	0	0	0	0	3	9	0.00	0.000											
Trevor Hoffman, R (9, 1) ERA: 2.37	2.2	W	11	1	0	0	6	1	1	0	0	0	0	31	49	0.00	0.750											

BOTTOM

San Diego Padres @ San Francisco Giants
3Com Park at Candlestick Point, San Francisco, CA

Mon Sep 16 1996, 10:05 PM EDT
 Att. 8,853 - Unknown - 62 F

livebaseballscorecards.com

AB	38
R	1
H	8
RBI	1
BB	3
SO	14
LOB	14



Batter	1	2	3	4	5	6	7	8	9	AB	R	H	RBI	BB	SO	LOB	TOP								
Tony Gwynn, L (1, 9) OBP: 0.398, SLG: 0.443	G6-3		SF8					L7		3	0	0	1	1	0	2									
Wally Joyner, L (1, 3) OBP: 0.385, SLG: 0.417	E7 BB HR	G3-1	G4-3					P7		5	1	0	0	0	0	2									
Steve Finley, L (1, 8) OBP: 0.356, SLG: 0.522	F9 HR BB									4	1	1	0	1	0	0									
Ken Caminiti, S (1, 5) OBP: 0.402, SLG: 0.612										5	2	3	4	0	1	1									
Greg Vaughn, R (1, 7) OBP: 0.370, SLG: 0.551										3	0	1	0	2	2	0									
John Flaherty, R (1, 2) OBP: 0.317, SLG: 0.441										3	1	0	0	0	2	3									
Scott Livingstone, L (9, PH) OBP: 0.326, SLG: 0.361	2B HBP	K						F8		1	0	0	0	0	0	1									
Chris Gomez, R (1, 6) OBP: 0.342, SLG: 0.332	1B 2B									3	2	1	1	1	0	2									
Jody Reed, R (1, 4) OBP: 0.321, SLG: 0.287	BB									4	0	2	1	0	0	0									
Dario Veras, R (7, 1)	1B									0	0	0	0	0	0	0									
Bob Tewksbury, R (1, 1) OBP: 0.077, SLG: 0.048										1	0	0	0	1	0	2									
Willie Blair, R (4, 1) OBP: 0.091, SLG: 0.091										0	0	0	0	0	0	0									
Jim Tatum, R (5, PH) OBP: 0.091, SLG: 0.091										1	0	0	0	0	0	0									
Mike Oquist, R (5, 1) OBP: 0.091, SLG: 0.091										0	0	0	0	0	0	0									
Al Osuna, R (6, 1) OBP: 0.233, SLG: 0.245										0	0	0	0	0	0	0									
Luis Lopez, S (7, 4) OBP: 0.233, SLG: 0.245										1	0	0	0	0	0	0									
Inning Stats	R: 5 E: 1 K: 1 S: 24	H: 3 LOB: 2 BB: 2 P: 48	R: 1 E: 0 K: 1 S: 13	H: 1 LOB: 1 BB: 1 P: 21	R: 1 E: 0 K: 0 S: 11	H: 1 LOB: 1 BB: 1 P: 21	R: 0 E: 0 K: 0 S: 10	H: 1 LOB: 2 BB: 1 P: 22	R: 0 E: 0 K: 0 S: 15	H: 0 LOB: 1 BB: 1 P: 23	R: 0 E: 0 K: 2 S: 14	H: 0 LOB: 0 BB: 0 P: 20	R: 0 E: 0 K: 1 S: 11	H: 0 LOB: 0 BB: 0 P: 15	R: 0 E: 0 K: 0 S: 4	H: 0 LOB: 0 BB: 0 P: 8	R: 0 E: 0 K: 0 S: 7	H: 2 LOB: 1 BB: 0 P: 11	1B: 5 2B: 1 3B: 0 HR: 2	SF: 1 SAC: 0 DP: 1 HBP: 1	WP: 0 PB: 0 SB: 1 CS: 0	PA: 42			
PITCHER	IP	WLS	BF	H	R	ER	SO	BB	IBB	HBP	BLK	WP	HR	S	P	ERA	WHIP								
Steve Soderstrom, R (1, 1) ERA: 27.0	0.2		9	3	5	2	1	2	0	1	0	0	1	22	43	27.00	7.500								
Chris Hook, R (1, 1) ERA: 7.11	3.1		16	3	2	2	1	3	0	0	0	0	1	36	69	5.40	1.800								
Doug Creek, L (5, 1) ERA: 6.75	2.0		7	0	0	0	2	1	0	0	0	0	0	29	43	0.00	0.500								
Mark Dewey, R (7, 1) ERA: 4.36	1.0		3	0	0	0	1	0	0	0	0	0	0	11	15	0.00	0.000								
Jim Poole, L (8, 1) ERA: 2.76	1.2	W	5	1	0	0	0	0	0	0	0	0	0	8	15	0.00	0.600								
PITCHER	IP	WLS	BF	H	R	ER	SO	BB	IBB	HBP	BLK	WP	HR	S	P	ERA	WHIP								
Rod Beck, R (9, 1) ERA: 3.53	0.1	S	2	1	0	0	0	0	0	0	0	0	0	3	4	0.00	3.000								

San Diego Padres @ San Francisco Giants
 3Com Park at Candlestick Point, San Francisco, CA

Tue Sep 17 1996, 10:05 PM EDT
 Att. 12,737 - Unknown - 63 F

AB	34
R	7
H	8
RBI	7
BB	6
SO	5
LOB	13

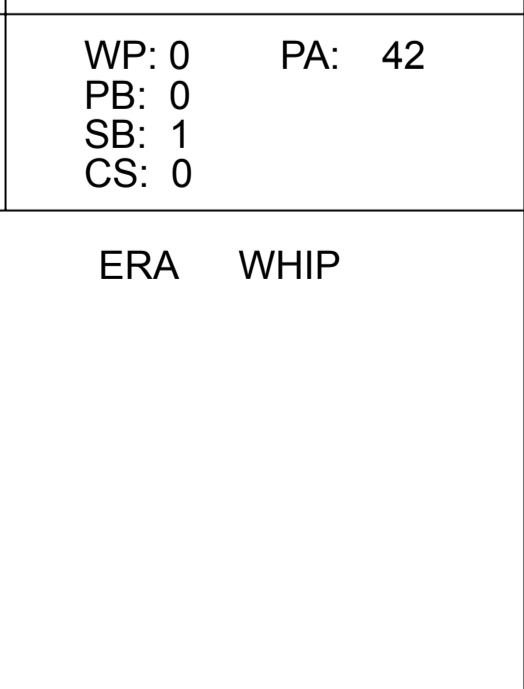


Batter	1	2	3	4	5	6	7	8	9	AB	R	H	RBI	BB	SO	LOB
Marvin Benard, L (1, 8) OBP: 0.329, SLG: 0.329	1-1 FC6-4 1B	2-1 FC4-6 2B		4-2 2B BB		4-0 2B BB	3-2 G4-3			3	3	1	0	2	0	3
Bill Mueller, S (1, 5) OBP: 0.397, SLG: 0.408	0-0 FC6-4 1B	0-0 2B		1-0 SF8		3-3 K		1-2 E6 HR		4	1	1	3	0	1	2
Barry Bonds, L (1, 7) OBP: 0.457, SLG: 0.624	0-0 1B	0-0 F8		3-0 2B		4-0 2B IBB		3-2 HR		4	1	3	4	1	0	1
Rick Wilkins, L (1, 2) OBP: 0.343, SLG: 0.381	0-1 F9		0-1 L7	1-3 K		2-2 2B		0-3 K		5	0	1	1	0	2	3
Glenallen Hill, R (1, 9) OBP: 0.336, SLG: 0.473	0-2 G6-3		2-0 G6-3		2-1 G5-3	4-0 IBB		0-3 K		4	0	0	0	1	1	2
Desi Wilson, L (1, 3) OBP: 0.298, SLG: 0.287		0-1 G4-3	3-1 F8		4-0 BB	2-1 P5		1-3 K		3	0	0	0	1	0	3
Mark Dewey, R (7, 1)										0	0	0	0	0	0	0
Jim Poole, L (8, 1)										1	0	0	0	0	1	0
Rod Beck, R (9, 1) OBP: 0.333, SLG: 0.333										0	0	0	0	0	0	0
Steve Scarsone, R (1, 4) OBP: 0.289, SLG: 0.329		1-2 1B 1B		0-0 E7 BB 1B SF8	3-3 K		3-1 FC1-6 1B			4	2	2	0	0	1	1
Rich Aurilia, R (1, 6) OBP: 0.292, SLG: 0.295		2-1 FC4-6 1B 2B 1B		2-1 F8	1-3 K		1 SAFE 1 SAFE FC1-6	0-0 FC1-6		4	1	1	0	0	1	3
Steve Soderstrom, R (1, 1)		0-0 FC4-6 1B		0-1 BB 2B 1B		1-1 G3		1-3 K		0	0	0	0	0	0	0
Chris Hook, R (1, 1) OBP: 0.600, SLG: 0.500										1	0	1	1	0	0	0
Kim Battsie, R (4, PH) OBP: 0.235, SLG: 0.316										1	1	1	0	0	0	0
Doug Creek, L (5, 1)										0	0	0	0	0	0	0
Jacob Cruz, L (6, PH) OBP: 0.284, SLG: 0.422										1	0	0	0	0	0	0
Dave McCarty, R (7, 3) OBP: 0.295, SLG: 0.340		1-2 FC4-6 1B		1-2 2B 1B						1	0	0	0	0	1	1

Inning Stats	R: 0	H: 2	E: 0	K: 0	S: 9	H: 2	LOB: 2	BB: 0	P: 10	R: 3	H: 4	E: 0	K: 0	S: 13	R: 0	H: 0	E: 0	K: 0	S: 5	R: 3	H: 2	E: 1	K: 1	S: 12	R: 0	H: 0	E: 0	K: 2	S: 9	R: 1	H: 1	E: 0	K: 1	S: 10	R: 0	H: 1	E: 0	K: 1	S: 10	R: 2	H: 1	E: 1	K: 3	S: 15	H: 1	LOB: 0	BB: 0	P: 20
--------------	------	------	------	------	------	------	--------	-------	-------	------	------	------	------	-------	------	------	------	------	------	------	------	------	------	-------	------	------	------	------	------	------	------	------	------	-------	------	------	------	------	-------	------	------	------	------	-------	------	--------	-------	-------

PITCHER	IP	WLS	BF	H	R	ER	SO	BB	IBB	HBP	BLK	WP	HR	S	P	ERA	WHIP
Bob Tewksbury, R (1, 1) ERA: 4.4	3.1		19	7	6	3	0	1	0	0	0	0	0	34	51	8.10	2.400
Willie Blair, R (4, 1) ERA: 4.71	0.2		3	1	0	0	1	0	0	0	0	0	0	5	10	0.00	1.500
Mike Oquist, R (5, 1) ERA: 2.84	1.2		8	0	1	1	3	2	1	0	0	0	0	14	36	5.40	1.200
Al Osuna, L (6, 1) ERA: 2.7	0.1		3	1	0	0	0	0	1	0	0	0	0	5	13	0.00	3.000
Dario Veras, R (7, 1) ERA: 3.74	2.0	L	9	2	2	1	4	0	0	0	0	0	1	25	37	4.50	1.000

BOTTOM																
San Diego Padres @ San Francisco Giants																
3Com Park at Candlestick Point, San Francisco, CA																
Tue Sep 17 1996, 10:05 PM EDT																
Att: 12,737 - Unknown - 63 F																
AB	36	R	9	H	11	RBI	9	BB	5	SO	8	LOB	19			
WP	0	PA	42													
ERA	WHIP															



San Diego Padres @ San Francisco Giants
 3Com Park at Candlestick Point, San Francisco, CA

Wed Sep 18 1996, 6:33 AM EDT
 Att. 11,996 - Sunny - 80 F

AB	36
R	8
H	11
RBI	7
BB	8
SO	4
LOB	21



WP:	0	PA:	45
PB:	0		
SB:	0		
CS:	2		

Batter	1	2	3	4	5	6	7	8	9	AB	R	H	RBI	BB	SO	LOB				
Rickey Henderson, R OBP: 0.413, SLG: 0.348 Doug Dascenzo, S OBP: 0.222, SLG: 0.125 Tim Worrell, R OBP: 0.200, SLG: 0.158 Trevor Hoffman, R OBP: 0.158, SLG: 0.100	4-2 2B BB	2-2 G6-3			4-2 SH3-4 1B BB	1-0 P3		4-0 1-2 BB		2	2	0	0	2	0	1				
Chris Gomez, R OBP: 0.342, SLG: 0.333	0-1 2B 1-H		3-2 G4-3		4-0 SH3-4 1B BB		3-2 G4-3	0-3 K		4	1	1	1	1	1	2				
Steve Finley, L OBP: 0.354, SLG: 0.519	0-3 K		1-2 P6		0-0 SH3-4 1-2 2-3		2-2 L3	0-0 P4		4	0	0	0	0	1	3				
Ken Caminiti, S OBP: 0.404, SLG: 0.618	2-2 F7		1-1 1B 1B		0-0 BB 1B 2-H 3-H		2-2 F7		1-1 HR	5	1	3	3	0	0	1				
Greg Vaughn, R OBP: 0.370, SLG: 0.549	0-0 F9		2-2 1B		4-2 1-2 BB			0-0 G5-3	0-0 G6-3	4	0	1	0	1	0	1				
Arch Gianfranco, R OBP: 0.315, SLG: 0.411 Wally Joyner, L OBP: 0.387, SLG: 0.416		4-2 2B BB	1-3 K		1-3 K			4-1 1B 1B BB	4-1 G1-3 1B BB	1	1	0	0	1	1	2				
Brian Johnson, R OBP: 0.305, SLG: 0.469 Tony Gwynn, L OBP: 0.401, SLG: 0.446		0-0 L7		0-1 G6-3	0-0 L8			3-2 1B 1B CS	0-2 G1-3 1B	3	0	0	0	0	0	3				
Jody Reed, R OBP: 0.321, SLG: 0.288		1-2 F9		1-1 L9-3 1B		1-2 F7		1-2 CS 1B 1B	1-2 G1-3	5	1	2	1	0	0	3				
Andy Ashby, R OBP: 0.250, SLG: 0.372 Doug Bochtler, R OBP: 0.326, SLG: 0.361 Scott Livingstone, L OBP: 0.318, SLG: 0.441 John Flaherty, R OBP: 0.318, SLG: 0.441		1-2 2B		1-1 L9-3		0-1 G1-3		2-1 BB 1B	2-0 L4	3	0	1	1	0	0	1				
Inning Stats	R: 1 E: 0 K: 1 S: 15	H: 1 LOB: 1 BB: 1 P: 21	R: 1 E: 0 K: 0 S: 15	H: 1 LOB: 1 BB: 1 P: 23	R: 0 E: 0 K: 1 S: 15	H: 2 LOB: 2 BB: 0 P: 23	R: 0 E: 0 K: 0 S: 6	H: 1 LOB: 0 BB: 0 P: 8	R: 2 E: 0 K: 1 S: 10	H: 1 LOB: 2 BB: 3 P: 23	R: 0 E: 0 K: 0 S: 7	H: 0 LOB: 0 BB: 0 P: 9	R: 0 E: 0 K: 0 S: 16	H: 0 LOB: 0 BB: 0 P: 23	R: 3 E: 0 K: 1 S: 19	H: 3 LOB: 2 BB: 2 P: 32	R: 1 E: 0 K: 0 S: 11	H: 2 LOB: 2 BB: 1 P: 19	1B: 8 2B: 3 3B: 0 HR: 1	SF: 0 SAC: 1 DP: 1 HBP: 0

PITCHER	IP	WLS	BF	H	R	ER	SO	BB	IBB	HBP	BLK	WP	HR	S	P	ERA	WHIP
Allen Watson, L ERA: 4.19	(1, 1)	4.1	23	6	4	4	2	5	0	0	0	0	0	57	93	8.31	2.538
Mark Dewey, R ERA: 4.26	(5, 1)	1.2	5	0	0	0	1	0	0	0	0	0	0	11	14	0.00	0.000
Rich DeLucia, R ERA: 5.53	(7, 1)	1.1	L 7	2	3	2	0	1	0	0	0	0	0	29	43	13.50	2.250
Jim Poole, L ERA: 2.72	(8, 1)	0.2	4	1	0	0	1	1	0	0	0	0	0	6	12	0.00	3.000
Dan Carlson, R ERA: 3.38	(9, 1)	1.0	6	2	1	1	0	1	0	0	0	0	1	11	19	9.00	3.000

Batter	1	2	3	4	5	6	7	8	9	AB	R	H	RBI	BB	SO	LOB
Marvin Benard, L (1, 8) OBP: 0.332, SLG: 0.338 Dan Carlson, R (9, 1)	0-0 F7		1-2 1B SF7		1-2 L8		2-2 1B 2B	0-0 1-H 3B		5	2	3	1	0	0	0
Bill Mueller, S (1, 5) OBP: 0.402, SLG: 0.414	1-2 G5-3		1-0 1-3 FC6-4 1B		1-0 BB 1B		2-2 F9 2-H E 1B	0-0 G3-1		5	1	3	1	0	0	1
Barry Bonds, L (1, 7) OBP: 0.458, SLG: 0.623	4-2 BB		1-0 3-H SF7		4-2 1-2 BB		4-0 F8 1-2 S BB		0-0 G4-3	1	0	0	1	3	0	0
Rick Wilkins, L (1, 2) OBP: 0.341, SLG: 0.377	0-0 G3		3-2 SAFE F9		0-0 P6		2-1 F9		4-0 BB	4	0	0	0	1	0	6
Glenallen Hill, R (1, 9) OBP: 0.337, SLG: 0.475		0-1 1B	1-1 1-2f FC6-4		0-2 2B		2-2 SAFE F8		1-3 K	5	1	2	0	0	1	3
Desi Wilson, L (1, 3) OBP: 0.306, SLG: 0.308 Jim Poole, L (8, 1) Dax Jones, R (9, 8) OBP: 0.230, SLG: 0.255		1-3 SAFE K		0-1 SAFE P4-3 1B		0-1 G4-3 2-H 2B		2-1 G4-3	2-3 K	4	0	2	1	0	1	2
Steve Scarsone, R (1, 4) OBP: 0.289, SLG: 0.325		0-0 F7		0-3 SAFE K		1-1 G1-3		4-2 3B BB		3	1	0	0	1	1	3
Rich Aurilia, R (1, 6) OBP: 0.292, SLG: 0.294		2-2 SAFE 1B		3-2 SAFE SAFE P4-3 1-2f		0-1 G4-3		0-0 F9		4	0	1	0	0	0	3
Allen Watson, L (1, 1) OBP: 0.288, SLG: 0.279 Mark Dewey, R (5, 1) Jacob Cruz, L (6, PH) OBP: 0.359, SLG: 0.415 Rich DeLucia, R (7, 1) OBP: 0.400, SLG: 0.250 Dave McCarty, R (8, 3) OBP: 0.293, SLG: 0.337		0-2 G6-3		0-1 F9		1-3 K		1-3 K		1	0	0	0	0	0	2

Inning Stats	R: 0	H: 0	E: 0	K: 7	S: 7	H: 0	LOB: 1	BB: 1	P: 12	R: 0	H: 2	E: 0	K: 1	S: 14	R: 1	H: 2	E: 0	K: 10	S: 10	R: 0	H: 1	E: 0	K: 0	S: 12	R: 0	H: 1	E: 0	K: 11	S: 11	R: 1	H: 2	E: 0	K: 12	S: 12	R: 2	H: 2	E: 0	K: 13	S: 13	R: 1	H: 1	E: 0	K: 10	S: 10	R: 0	H: 0	E: 0	K: 10	S: 10	R: 0	H: 0	E: 0	K: 10	S: 10	1B: 7	2B: 4	3B: 1	HR: 0	SF: 1	SAC: 0	DP: 1	HBP: 0	WP: 0	PB: 0	SB: 1	CS: 0	PA: 42
--------------	------	------	------	------	------	------	--------	-------	-------	------	------	------	------	-------	------	------	------	-------	-------	------	------	------	------	-------	------	------	------	-------	-------	------	------	------	-------	-------	------	------	------	-------	-------	------	------	------	-------	-------	------	------	------	-------	-------	------	------	------	-------	-------	-------	-------	-------	-------	-------	--------	-------	--------	-------	-------	-------	-------	--------

PITCHER	IP	WLS	BF	H	R	ER	SO	BB	IBB	HBP	BLK	WP	HR	S	P	ERA	WHIP
Andy Ashby, R (1, 1) ERA: 3.26	6.0		29	10	4	4	3	2	0	0	0	0	0	72	102	6.00	2.000
Doug Bochtler, R (7, 1) ERA: 3.19	1.0	W	4	0	0	0	0	1	0	0	0	0	0	7	17	0.00	1.000
Tim Worrell, R (8, 1) ERA: 3.16	1.0		5	1	1	1	1	1	0	0	0	0	0	10	15	9.00	2.000
Trevor Hoffman, R (9, 1) ERA: 2.34	1.0	S	4	0	0	0	2	1	0	0	0	0	0	10	17	0.00	1.000

BOTTOM

San Diego Padres @ San Francisco Giants
3Com Park at Candlestick Point, San Francisco, CA

livebaseballscores.com

AB	36
R	5
H	11
RBI	4
BB	5
SO	6
LOB	23



Wed Sep 18 1996, 6:33 AM EDT
Att. 11,996 - Sunny - 80 F

Batter	1	2	3	4	5	6	7	8	9	AB R H RBI BB SO LOB	TOP											
Chad Curtis, R OBP: 0.346, SLG: 0.385 (1, 8)	3-2 E5 1B SF7	4-0 BB 1-2 BB		1-3 K		2-0 G6-3			1-2 S HR 2-H 1B	4 2 1 1 1 1 0	Los Angeles Dodgers @ San Diego Padres Jack Murphy Stadium, San Diego, CA Thu Sep 19 1996, 6:33 AM EDT Att. 41,287 - Sunny - 78 F livebaseballscorecards.com											
Todd Hollandsworth, L OBP: 0.363, SLG: 0.458 (1, 7)	0-2 HR 1-3 1B	1-1 P5		0-1 P6			1-0 G5-3	3-2 SAFE P6 1-2	5 1 1 0 0 0 3													
Mike Piazza, R OBP: 0.427, SLG: 0.578 (1, 2)	0-1 SF7	4-0 BB 1-2 2-3			1-0 F8		0-2 G6-3	0-2 HR 2-H	3 1 1 3 1 0 0													
Eric Karros, R OBP: 0.314, SLG: 0.475 (1, 3)	1 SAFE 1 SAFE 1 SAFE 1-H HR	2-2 G6-3			1-1 2B		2-2 F8	3-2 2B	5 1 3 2 0 0 3													
Raul Mondesi, R OBP: 0.330, SLG: 0.495 (1, 9)	1-3 K		3-2 F9 2B		1-3 K		0-0 G4-3	0-0 G6-3	5 0 1 0 0 2 2													
Tim Wallach, R OBP: 0.305, SLG: 0.391 (1, 5)	0-3 K		3-1 F9 2-3		4-2 BB		1-2 F8		3 0 0 0 1 1 1													
Greg Gagne, R OBP: 0.340, SLG: 0.369 (1, 6)		4-1 G6-3 S 1B BB	3-2 G1-3		1-3 K		1-3 K		3 1 0 0 1 2 3													
Delino DeShields, L OBP: 0.287, SLG: 0.295 (1, 4)		1-2 G6-3	1-0 G4-3			2-1 G1-3		4-2 SH1-3 1B BB	3 1 0 0 1 0 2													
Ramon Martinez, R OBP: 0.155, SLG: 0.125 (1, 1)		1-0 BB BB 1B 3-H		2-2 G4-3		2-1 G1-3		0-2 SAFE SH1-3	3 0 1 1 0 0 0													
Inning Stats	R: 3 E: 1 K: 2 S: 17	H: 2 LOB: 0 BB: 0 P: 23	R: 1 E: 0 K: 0 S: 10	H: 1 LOB: 3 BB: 3 P: 26	R: 0 E: 0 K: 0 S: 10	H: 1 LOB: 1 BB: 0 P: 20	R: 0 E: 0 K: 1 S: 8	H: 0 LOB: 0 BB: 0 P: 11	R: 0 E: 0 K: 2 S: 12	H: 1 LOB: 2 BB: 1 P: 20	R: 0 E: 0 K: 0 S: 5	H: 0 LOB: 0 BB: 0 P: 11	R: 0 E: 0 K: 0 S: 7	H: 0 LOB: 0 BB: 0 P: 10	R: 0 E: 0 K: 1 S: 8	H: 0 LOB: 0 BB: 0 P: 10	R: 3 E: 0 K: 0 S: 20	H: 3 LOB: 1 BB: 1 P: 31	1B: 3 2B: 3 3B: 0 HR: 2	SF: 1 SAC: 1 DP: 0 HBP: 0	WP: 0 PB: 0 SB: 2 CS: 0	PA: 41
PITCHER	IP WLS BF H R ER SO BB IBB HBP BLK WP HR S P ERA WHIP																					
Fernando Valenzuela, L ERA: 3.62 (1, 1)	1.2 L 12 3 4 3 2 3 0 0 0 0 1 25 46 16.20 3.600																					
Mike Oquist, R ERA: 2.35 (2, 1)	1.1 5 1 0 0 0 0 0 0 0 0 0 12 23 0.00 0.750																					
Willie Blair, R ERA: 4.6 (4, 1)	2.0 8 1 0 0 3 1 0 0 0 0 0 20 31 0.00 1.000																					
Sean Bergman, R ERA: 4.23 (6, 1)	2.0 6 0 0 0 0 0 0 0 0 0 0 12 21 0.00 0.000																					
Dustin Hermanson, R ERA: 8.56 (8, 1)	2.0 10 3 3 3 1 1 0 0 0 0 1 28 41 13.50 2.000																					

Los Angeles Dodgers @ San Diego Padres
 Jack Murphy Stadium, San Diego, CA
 Thu Sep 19 1996, 6:33 AM EDT
 Att. 41,287 - Sunny - 78 F

AB	34
R	7
H	8
RBI	7
BB	5
SO	6
LOB	14




Batter	1	2	3	4	5	6	7	8	9	AB R H RBI BB SO LOB
Tony Gwynn, L OBP: 0.402, SLG: 0.446 (1, 9)	3-2 G6-3 1B		3-1 FC4-6 1B		3-1 F8			2-1 G4-3		4 0 2 0 0 0 0
Chris Gomez, R OBP: 0.342, SLG: 0.333 (1, 6)	0-0 G6-3 1-2f		1-0 FC4-6 1-2 1B		3-2 F8			2-3 K		4 0 1 0 0 1 1
Steve Finley, L OBP: 0.353, SLG: 0.519 (1, 8)	0-1 2B		0-1 FC4-6 1-2f 2-3				0-3 K	3-3 K		4 0 1 0 0 2 2
Ken Caminiti, S OBP: 0.403, SLG: 0.614 (1, 5)	4-1 BB		3-3 K				2-3 K	2-3 K2-3		3 0 0 0 1 3 2
Greg Vaughn, R OBP: 0.369, SLG: 0.546 (1, 7)	1-3 K			2-0 1B			0-1 F8	2-3 K		4 0 1 0 0 2 2
Wally Joyner, L OBP: 0.384, SLG: 0.411 (1, 3)		0-0 G3		0-1 F9			0-0 P4	2-0 F7		4 0 0 0 0 0 1
John Flaherty, R OBP: 0.316, SLG: 0.438 (1, 2)		1-3 K		1-2 K			1-1 G6-3			3 0 0 0 0 2 1
Jody Reed, R OBP: 0.321, SLG: 0.288 (1, 4)		3-1 F7		2-1 F7			1-1 1B			3 0 1 0 0 0 1
Fernando Valenzuela, L OBP: 0.148, SLG: 0.180 (2, 1)			0-0 F7		2-3 K		2-3 K			0 0 0 0 0 0 0
Mike Oquist, R OBP: 0.263, SLG: 0.247 (3, PH)										0 0 0 0 0 0 0
Chris Gwynn, L OBP: 0.413, SLG: 0.345 (4, 1)										1 0 0 0 0 0 0
Willie Blair, R OBP: 0.160, SLG: 0.200 (5, PH)										0 0 0 0 0 0 0
Rickey Henderson, R OBP: 0.413, SLG: 0.345 (6, 1)										1 0 0 0 0 1 0
Sean Bergman, R OBP: 0.160, SLG: 0.200 (7, PH)										0 0 0 0 0 0 0
Doug Dasenczo, S OBP: 0.200, SLG: 0.111 (8, 1)										1 0 0 0 0 1 1
Dustin Hermanson, R OBP: 0.200, SLG: 0.111 (8, 1)										0 0 0 0 0 0 0

Inning Stats	R: 0	H: 2	E: 0	K: 1	S: 11	LOB: 2	BB: 1	P: 19	R: 0	H: 0	E: 0	K: 1	S: 6	LOB: 0	BB: 0	P: 10	R: 0	H: 2	E: 0	K: 1	S: 9	LOB: 2	BB: 0	P: 16	R: 0	H: 1	E: 0	K: 1	S: 8	LOB: 1	BB: 0	P: 13	R: 0	H: 0	E: 0	K: 1	S: 8	LOB: 0	BB: 0	P: 16	R: 0	H: 0	E: 0	K: 2	S: 8	LOB: 0	BB: 0	P: 10	R: 0	H: 1	E: 0	K: 1	S: 8	LOB: 1	BB: 0	P: 12	R: 0	H: 0	E: 0	K: 2	S: 8	LOB: 0	BB: 0	P: 15	R: 0	H: 0	E: 0	K: 2	S: 7	LOB: 0	BB: 0	P: 13	1B: 5	SF: 0	2B: 1	SAC: 0	3B: 0	DP: 1	HR: 0	HBP: 0	WP: 0	PA: 33
PITCHER Ramon Martinez, R ERA: 3.47 (1, 1)	IP	WLS	BF	H	R	ER	SO	BB	IBB	HBP	BLK	WP	HR	S	P	ERA	WHIP																																																																	
	9.0	W	33	6	0	0	12	1	0	0	0	0	0	73	124	0.00	0.778																																																																	
PITCHER	IP	WLS	BF	H	R	ER	SO	BB	IBB	HBP	BLK	WP	HR	S	P	ERA	WHIP																																																																	

Los Angeles Dodgers @ San Diego Padres
Jack Murphy Stadium, San Diego, CA
Thu Sep 19 1996, 6:33 AM EDT
Att: 41,287 - Sunny - 78 F

AB	32
R	0
H	6
RBI	0
BB	1
SO	12
LOB	11



Batter	1	2	3	4	5	6	7	8	9	AB R H RBI BB SO LOB	TOP											
Todd Hollandsworth, L OBP: 0.362, SLG: 0.456 (1, 7)	1-2 L4			0-0 F7		1-1 G6-3		0-2 G4-3 WP G6-3 1B		4 1 1 0 0 0 0	Los Angeles Dodgers @ San Diego Padres Jack Murphy Stadium, San Diego, CA Fri Sep 20 1996, 10:05 PM EDT Att. 51,217 - Unknown - 69 F											
Wayne Kirby, L OBP: 0.317, SLG: 0.330 (1, 8)	3-2 G4-3			2-3 K		0-2 G4-1		1-0 G4-3		4 0 0 0 0 1 1												
Mike Piazza, R OBP: 0.425, SLG: 0.574 (1, 2)	1-0 G6-3			4-1 BB		3-1 G4-3		1-1 G6-3		3 0 0 1 1 0 0												
Eric Karros, R OBP: 0.314, SLG: 0.472 (1, 3)		3-2 F8		1-3 K		1-3 K		4-2 BB		3 0 0 0 1 2 1												
Raul Mondesi, R OBP: 0.330, SLG: 0.493 (1, 9)		1-0 G6-3			4-2 2B BB		0-0 G5-3	0-3 K		3 1 0 0 1 1 1												
Tim Wallach, R OBP: 0.305, SLG: 0.388 (1, 5)		1-3 K			2-3 K		4-0 1B BB BB		0-1 F8	3 0 0 0 1 2 1												
Greg Gagne, R OBP: 0.341, SLG: 0.372 (1, 6)			1-0 G4-3		0-0 1-H 2B		4-2 1B BB		2-3 K	3 0 1 1 1 1 0												
Delino DeShields, L OBP: 0.286, SLG: 0.294 (1, 4)			2-2 G1-3		0-3 K		0-0 K 1B		1-1 F9	2 0 0 0 0 1 1												
Dave Hansen, L OBP: 0.301, SLG: 0.238 (7, PH)							1-2 2-3 1B			1 0 1 0 0 0 0												
Chad Fonville, S OBP: 0.267, SLG: 0.235 (7, PR)										0 0 0 0 0 0 0												
Chad Curtis, R OBP: 0.345, SLG: 0.384 (9, PH)										1 0 0 0 0 0 0												
Tom Candiotti, R OBP: 0.109, SLG: 0.091 (1, 1)			1-3 K		3-3 K		1-3 K			1 0 0 0 0 1 0												
Chan Ho Park, R OBP: 0.100, SLG: 0.053 (4, 1)										0 0 0 0 0 0 0												
Oreste Marrero, L OBP: 0.090, SLG: 0.071 (5, PH)										1 0 0 0 0 1 1												
37 Darren Dreifort, R OBP: 0.386, SLG: 0.453 (5, 1)										0 0 0 0 0 0 0												
Dave Clark, L OBP: 0.386, SLG: 0.453 (7, PH)										1 0 0 0 0 1 3												
Mark Gutrie, R OBP: 0.386, SLG: 0.453 (7, 1)										0 0 0 0 0 0 0												
Antonio Osuna, R OBP: 0.386, SLG: 0.453 (8, 1)										0 0 0 0 0 0 0												
Inning Stats	R: 0 E: 0 K: 0 S: 8	H: 0 LOB: 0 BB: 0 P: 13	R: 0 E: 0 K: 1 S: 7	H: 0 LOB: 0 BB: 0 P: 12	R: 0 E: 0 K: 1 S: 8	H: 0 LOB: 1 BB: 1 P: 12	R: 0 E: 0 K: 2 S: 9	H: 0 LOB: 1 BB: 1 P: 16	R: 1 E: 0 K: 3 S: 13	H: 1 LOB: 1 BB: 1 P: 22	R: 0 E: 0 K: 0 S: 7	H: 0 LOB: 0 BB: 0 P: 11	R: 0 E: 0 K: 2 S: 10	H: 1 LOB: 3 BB: 2 P: 20	R: 1 E: 0 K: 1 S: 13	H: 1 LOB: 1 BB: 1 P: 19	R: 0 E: 0 K: 1 S: 8	H: 0 LOB: 0 BB: 0 P: 11	1B: 2 2B: 1 3B: 0 HR: 0	SF: 0 SAC: 0 DP: 0 HBP: 0	WP: 1 PB: 0 SB: 0 CS: 0	PA: 35
PITCHER	IP WLS BF H R ER SO BB IBB HBP BLK WP HR S P ERA WHIP												IP WLS BF H R ER SO BB IBB HBP BLK WP HR S P ERA WHIP									
Joey Hamilton, R ERA: 4.09 (1, 1)	7.2 W 31 3 2 2 9 5 0 0 0 1 0 72 122 2.35 1.043																					
Trevor Hoffman, R ERA: 2.3 (8, 1)	1.1 S 4 0 0 0 2 0 0 0 0 0 0 11 14 0.00 0.000																					

livebaseballscorecards.com

AB	30
R	2
H	3
RBI	2
BB	5
SO	11
LOB	9

Batter	1	2	3	4	5	6	7	8	9	AB	R	H	RBI	BB	SO	LOB	BOTTOM			
Tony Gwynn, L OBP: 0.400, SLG: 0.443 (1, 9) C S B S	1-3 K ①		1-1 P6 ③		0-3 K ②		4-0 IBB ③			3	0	0	0	1	2	0	Los Angeles Dodgers @ San Diego Padres Jack Murphy Stadium, San Diego, CA Fri Sep 20 1996, 10:05 PM EDT Att: 51,217 - Unknown - 69 F livebaseballscorecards.com	AB 31 R 4 H 9 RBI 4 BB 3 SO 11 LOB 9		
Steve Finley, L OBP: 0.354, SLG: 0.528 (1, 8) X	0-0 HR ①			1-0 HR ①	2-3 K ③		0-0 F9 ③			4	2	2	2	0	1	2				
Ken Caminiti, S OBP: 0.403, SLG: 0.621 (1, 5) C F F F	0-3 K ②			1-1 SF7 2B ①		0-2 G5-3 ①		3-2 HR ①		4	2	2	1	0	1	0				
Greg Vaughn, R OBP: 0.367, SLG: 0.542 (1, 7) F B X	1-1 F7 ③			0-1 P6 ①		3-3 K ②		2-3 K ①		4	0	0	0	0	2	1				
Wally Joyner, L OBP: 0.383, SLG: 0.413 (1, 3)		2-1 F8 ①		3-2 SF7 2B ②		1-0 2B ①		2-3 K ②		3	0	1	1	0	1	0				
Chris Gomez, R OBP: 0.343, SLG: 0.333 (1, 6) B B C X		2-1 G6-3 ②		2-2 1B 1B ①		2-2 G3-1 ③		4-2 1B BB ①		3	0	1	0	1	0	1				
Brian Johnson, R OBP: 0.308, SLG: 0.470 (1, 2) X		0-0 G6-3 ③		1-2 FC6-4 1B ①				0-0 F7 ①		4	0	2	0	0	0	0				
Jody Reed, R OBP: 0.323, SLG: 0.288 (1, 4) C B F S			2-3 K ①	1-1 FC6-4 1B ③				1-1 SH3-4 1B ①		3	0	1	0	1	1	2				
Joey Hamilton, R OBP: 0.188, SLG: 0.239 Trevor Hoffman, R (8, 1) C S S			0-3 K ②		3-3 K ①			0-0 SH3-4 ②		2	0	0	0	0	2	0				
								3-3 K ③		1	0	0	0	0	1	3				
Inning Stats	R: 1 E: 0 K: 2 S: 10	H: 1 LOB: 0 BB: 0 P: 12	R: 0 E: 0 K: 0 S: 5	H: 0 LOB: 0 BB: 0 P: 9	R: 0 E: 0 K: 2 S: 8	H: 0 LOB: 0 BB: 0 P: 11	R: 2 E: 0 K: 0 S: 17	H: 4 LOB: 2 BB: 0 P: 26	R: 0 E: 0 K: 3 S: 11	H: 0 LOB: 0 BB: 0 P: 16	R: 0 E: 0 K: 1 S: 10	H: 1 LOB: 1 BB: 0 P: 16	R: 0 E: 0 K: 0 S: 5	H: 1 LOB: 2 BB: 1 P: 10	R: 1 E: 0 K: 3 S: 25	H: 2 LOB: 3 BB: 2 P: 43	1B: 4 2B: 2 3B: 0 HR: 3	SF: 1 SAC: 1 DP: 0 HBP: 0	WP: 0 PB: 0 SB: 1 CS: 0	PA: 36
PITCHER	IP WLS BF H R ER SO	IP WLS BF H R ER SO	IP WLS BF H R ER SO	IP WLS BF H R ER SO	IP WLS BF H R ER SO	IP WLS BF H R ER SO	IP WLS BF H R ER SO	IP WLS BF H R ER SO	IP WLS BF H R ER SO	IP WLS BF H R ER SO	IP WLS BF H R ER SO	IP WLS BF H R ER SO	IP WLS BF H R ER SO	IP WLS BF H R ER SO	IP WLS BF H R ER SO	IP WLS BF H R ER SO	ERA WHIP	ERA WHIP		
Tom Candiotti, R ERA: 4.34 (1, 1)	3.2 L																7.36	1.364		
Chan Ho Park, R ERA: 3.59 (4, 1)	0.1																0.00	0.000		
37 Darren Dreifort, R ERA: 4.37 (5, 1)	2.0																0.00	0.500		
Mark Guthrie, L ERA: 2.35 (7, 1)	1.0																9.00	2.000		
Antonio Osuna, R ERA: 2.81 (8, 1)	1.0																0.00	2.000		

Batter	1	2	3	4	5	6	7	8	9	AB R H RBI BB SO LOB	TOP		
Todd Hollandsworth, L OBP: 0.362, SLG: 0.460 (1, 7)	F7		K			L4				5 1 2 0 0 1 0	Los Angeles Dodgers @ San Diego Padres Jack Murphy Stadium, San Diego, CA Sat Sep 21 1996, 6:33 AM EDT Att. 53,629 - Sunny - 75 F livebaseballscorecards.com		
Wayne Kirby, L OBP: 0.325, SLG: 0.335 (1, 8) Chad Curtis, R OBP: 0.344, SLG: 0.383 (7, 8)	BB		K					F8-2-5		3 1 2 0 1 1 0 1 0 0 0 0 0 1			
Mike Piazza, R OBP: 0.427, SLG: 0.574 (1, 2)	BB		G6-3							4 1 2 2 1 0 1			
Eric Karros, R OBP: 0.315, SLG: 0.476 (1, 3)	K									4 2 1 1 1 2 3			
Raul Mondesi, R OBP: 0.333, SLG: 0.497 (1, 9)	FC6-4									5 2 4 3 0 0 2			
Tim Wallach, R OBP: 0.301, SLG: 0.382 (1, 5)			K							5 0 0 0 0 1 5			
Delino DeShields, L OBP: 0.287, SLG: 0.299 (1, 4)			F8							4 1 2 2 0 0 0			
Greg Gagne, R OBP: 0.343, SLG: 0.375 (1, 6)										4 0 2 1 0 1 1			
Ismael Valdez, R OBP: 0.162, SLG: 0.164 (1, 1) Wilton Guerrero, S (8, PH) Scott Radinsky, L (8, 1) Todd Worrell, R (9, 1)			K							3 1 1 0 0 1 2 1 0 0 0 0 1 0 0 0 0 0 0 0 0 0 0 0 0 0 0 0			
Inning Stats	R: 0 H: 0 E: 0 LOB: 2 K: 1 BB: 2 S: 13 P: 28	R: 0 H: 1 E: 0 LOB: 1 K: 2 BB: 0 S: 12 P: 14	R: 0 H: 0 E: 0 LOB: 0 K: 2 BB: 0 S: 11 P: 16	R: 1 H: 2 E: 0 LOB: 0 K: 0 BB: 0 S: 7 P: 10	R: 7 H: 7 E: 0 LOB: 1 K: 1 BB: 1 S: 21 P: 32	R: 0 H: 1 E: 0 LOB: 0 K: 0 BB: 0 S: 11 P: 17	R: 1 H: 2 E: 0 LOB: 1 K: 0 BB: 0 S: 7 P: 11	R: 0 H: 1 E: 0 LOB: 0 K: 1 BB: 0 S: 8 P: 14	R: 0 H: 2 E: 0 LOB: 1 K: 1 BB: 0 S: 10 P: 14	1B: 11 SF: 0 2B: 4 SAC: 0 3B: 2 DP: 4 HR: 1 HBP: 0	WP: 0 PA: 42 PB: 0 SB: 1 CS: 0		
PITCHER	IP WLS BF H R ER SO BB IBB HBP BLK WP HR S P ERA WHIP											PITCHER	IP WLS BF H R ER SO BB IBB HBP BLK WP HR S P ERA WHIP
Scott Sanders, R (1, 1) ERA: 3.39	4.1 L 22 7 6 6 6 2 1 0 0 0 0 1 55 89 12.46 2.077												
Sean Bergman, R (5, 1) ERA: 4.37	0.2 5 3 2 2 0 0 0 0 0 0 0 0 9 11 27.00 4.500												
Bob Tewksbury, R (6, 1) ERA: 4.4	2.0 8 3 1 1 0 0 0 0 0 0 0 0 18 28 4.50 1.500												
Al Osuna, L (8, 1) ERA: 2.45	0.1 2 1 0 0 1 0 0 0 0 0 0 0 6 10 0.00 3.000												
Dario Veras, R (8, 1) ERA: 3.47	1.2 5 2 0 0 1 0 0 0 0 0 0 0 12 18 0.00 1.200												



Batter	1	2	3	4	5	6	7	8	9	AB	R	H	RBI	BB	SO	LOB
Rickey Henderson, R (1, 7) OBP: 0.412, SLG: 0.347	1-0 F8	2-2 L6			2-1 FC6-4 1B		2-0 F8			4	0	1	0	0	0	1
Tony Gwynn, L (1, 9) OBP: 0.397, SLG: 0.439	0-3 K		0-0 G5-3		1-1 FC6-4 1-2f			1-2 F7		4	0	0	0	0	1	1
Steve Finley, L (1, 8) OBP: 0.354, SLG: 0.526	3-2 E6 BB		0-3 K			4-2 BB		1-2 P5		3	0	0	0	1	1	0
Ken Caminiti, S (1, 5) OBP: 0.402, SLG: 0.618	4-1 1-2 BB		0-3 K2-3			2-3 SAFE		2-1 F8		3	0	0	0	1	2	1
Wally Joyner, L (1, 3) OBP: 0.380, SLG: 0.409	3-2 G4-3			0-3 K		1 SAFE 0-0 F7			2-2 F5	4	0	0	0	0	1	3
Chris Gomez, R (1, 6) OBP: 0.342, SLG: 0.332		2-2 HR 1B		2-2 G6-3		3-1 F9			2-2 G6-3	4	1	1	0	0	0	1
John Flaherty, R (1, 2) OBP: 0.314, SLG: 0.435		1 SAFE 1 SAFE P3		2-0 G4-3			0-2 E6		1-0 1B	3	0	0	0	0	0	1
Jim Tatum, R (7, PR) OBP: 0.091, SLG: 0.091										0	0	0	0	0	0	0
Brian Johnson, R (8, 2) OBP: 0.311, SLG: 0.472										1	0	1	0	0	0	0
Jody Reed, R (1, 4) OBP: 0.322, SLG: 0.294		0-0 1-H HR			3-1 F7		1-3 K		1-1 G3	4	1	1	2	0	1	2
Scott Sanders, R (1, 1) OBP: 0.229, SLG: 0.294		0-0 F9			3-1 P2		3-3 K			1	0	0	0	0	0	0
Sean Bertram, R (5, 1) OBP: 0.100, SLG: 0.200										0	0	0	0	0	0	0
Chris Gwynn, L (5, PH) OBP: 0.260, SLG: 0.244										1	0	0	0	0	0	0
Bob Tewksbury, R (6, 1) OBP: 0.077, SLG: 0.048										0	0	0	0	0	0	0
Scott Livingstone, L (7, PH) OBP: 0.029, SLG: 0.359										1	0	0	0	0	1	1
Al Osuna, R (8, 1)										0	0	0	0	0	0	0
Dario Veras, R (8, 1)										0	0	0	0	0	0	0

Inning Stats	R: 0	H: 0	E: 1	K: 1	S: 11	LOB: 2	BB: 1	P: 22	R: 2	H: 2	E: 0	K: 0	S: 10	LOB: 0	BB: 0	P: 15	R: 0	H: 0	E: 0	K: 2	S: 7	LOB: 0	BB: 0	P: 7	R: 0	H: 0	E: 0	K: 1	S: 7	LOB: 0	BB: 0	P: 11	R: 0	H: 1	E: 0	K: 0	S: 8	LOB: 1	BB: 0	P: 17	R: 0	H: 0	E: 0	K: 1	S: 12	LOB: 1	BB: 1	P: 21	R: 0	H: 0	E: 1	K: 2	S: 10	LOB: 1	BB: 0	P: 16	R: 0	H: 0	E: 0	K: 0	S: 8	LOB: 0	BB: 0	P: 12	R: 0	H: 1	E: 0	K: 0	S: 9	LOB: 1	BB: 0	P: 15	1B: 3	2B: 0	3B: 0	HR: 1	SF: 0	SAC: 0	DP: 0	HBP: 0	WP: 0	PB: 0	SB: 1	CS: 0	PA: 35
PITCHER	IP	WLS	BF	H	R	ER	SO	BB	IBB	HBP	BLK	WP	HR	S	P	ERA	WHIP																																																																				
Ismael Valdez, R (1, 1) ERA: 3.35	7.0	W	28	3	2	2	7	2	0	0	0	0	0	65	109	2.57	0.714																																																																				
Scott Radinsky, L (8, 1) ERA: 2.5	1.0		3	0	0	0	0	0	0	0	0	0	0	8	12	0.00	0.000																																																																				
Todd Worrell, R (9, 1) ERA: 3.18	1.0		4	1	0	0	0	0	0	0	0	0	0	9	15	0.00	1.000																																																																				

BOTTOM

Los Angeles Dodgers @ San Diego Padres
 Jack Murphy Stadium, San Diego, CA
 Sat Sep 21 1996, 6:33 AM EDT
 Att: 53,629 - Sunny - 75 F

livebaseballscorecards.com

AB	33
R	2
H	4
RBI	2
BB	2
SO	7
LOB	11



Batter	1	2	3	4	5	6	7	8	9	AB R H RBI BB SO LOB	TOP											
Todd Hollandsworth, L OBP: 0.359, SLG: 0.455 (1, 7)	3-2 G6-3	1-1 F8			0-0 F7		3-2 F8		0-3 K2-3	5 0 0 0 0 1 4	Los Angeles Dodgers @ San Diego Padres Jack Murphy Stadium, San Diego, CA Sun Sep 22 1996, 6:33 AM EDT Att. 51,092 - Sunny - 73 F livebaseballscorecards.com											
Wayne Kirby, L OBP: 0.333, SLG: 0.354 (1, 8)	2-2 1B				1-0 L4-6 2B		2-2 F7			4 0 3 0 0 0 1												
Mike Piazza, R OBP: 0.429, SLG: 0.580 (1, 2)	0-1 1B				0-1 L4-6		4-0 IBB		1-1 HR	3 1 2 1 1 0 1												
Eric Karros, R OBP: 0.313, SLG: 0.473 (1, 3)	1-3 K				1-3 K		3-2 G4-3		2-3 K	4 0 0 0 0 3 4												
Raul Mondesi, R OBP: 0.333, SLG: 0.500 (1, 9)	1-2 F9				1-1 HR		3-2 F9		1-3 K	4 1 1 1 0 1 2												
Tim Wallach, R OBP: 0.303, SLG: 0.381 (1, 5)					4-2 G4-6-3 BB		0-3 K		0-1 G4-3	3 0 1 0 1 1 0												
Delino DeShields, L OBP: 0.287, SLG: 0.298 (1, 4)					0-1 G4-6-3		1-3 K		1-3 K	4 0 1 0 0 2 1												
Greg Gagne, R OBP: 0.340, SLG: 0.372 (1, 6)					1-1 G6-3		1-0 F9		1-1 G5-3	4 0 0 0 0 0 2												
Hideo Nomo, R OBP: 0.160, SLG: 0.192 (1, 1)					1-3 K		2-1 E6		4-2 BB	2 0 0 0 0 0 2 2												
Chan Ho Park, R OBP: 0.100, SLG: 0.053 (6, 1)										0 0 0 0 0 0 0 0												
Dave Hansen, L OBP: 0.236, SLG: 0.235 (7, PH)										1 0 0 0 0 0 0 0												
Roger Cedeno, S OBP: 0.326, SLG: 0.336 (7, PR)										0 0 0 0 0 0 0 0												
Mark Guthrie, R (7, 1)										0 0 0 0 0 0 0 0												
Antonio Osuna, R (8, 1)										0 0 0 0 0 0 0 0												
Dave Clark, L OBP: 0.368, SLG: 0.453 (9, PH)										0 0 0 0 1 0 0 0												
Chad Fonville, S OBP: 0.287, SLG: 0.235 (9, PR)										0 0 0 0 0 0 0 0												
Inning Stats	R: 0 E: 0 K: 1 S: 16	H: 2 LOB: 2 BB: 0 P: 23	R: 0 E: 0 K: 1 S: 11	H: 2 LOB: 2 BB: 0 P: 16	R: 0 E: 0 K: 1 S: 6	H: 1 LOB: 0 BB: 0 P: 8	R: 1 E: 0 K: 0 S: 9	H: 1 LOB: 0 BB: 1 P: 15	R: 0 E: 0 K: 1 S: 8	H: 1 LOB: 2 BB: 1 P: 17	R: 0 E: 0 K: 2 S: 9	H: 0 LOB: 0 BB: 0 P: 13	R: 0 E: 1 K: 0 S: 10	H: 0 LOB: 1 BB: 0 P: 17	R: 1 E: 0 K: 2 S: 10	H: 1 LOB: 0 BB: 0 P: 14	R: 0 E: 0 K: 2 S: 10	H: 0 LOB: 1 BB: 1 P: 16	1B: 4 2B: 3 3B: 0 HR: 2	SF: 0 SAC: 0 DP: 2 HBP: 0	WP: 0 PB: 0 SB: 0 CS: 0	PA: 37
PITCHER	IP WLS BF H R ER SO BB IBB HBP BLK WP HR S P ERA WHIP																					
Andy Ashby, R ERA: 3.21 (1, 1)	5.0 W 22 7 1 1 4 1 1 0 0 0 1 50 79 1.80 1.600																					
Tim Worrell, R ERA: 3.17 (6, 1)	2.1 9 1 1 1 3 0 0 0 0 0 1 24 38 3.86 0.429																					
Trevor Hoffman, R ERA: 2.26 (8, 1)	1.2 S 6 0 0 0 3 1 0 0 0 0 0 0 15 22 0.00 0.600																					



Batter	1	2	3	4	5	6	7	8	9
Rickey Henderson, R OBP: 0.413, SLG: 0.349 (1, 7)	3-2 F8	3-3 K			2-1 2B	4-1 BB		4-2 BB	
Tony Gwynn, L OBP: 0.397, SLG: 0.439 (1, 9)	4-1 1B BB		1-2 G6-3		1-0 HR 2B	1-1 G6-3		2-2 G5-3	
Steve Finley, L OBP: 0.354, SLG: 0.530 (1, 8)	1-1 F7		1-1 G3-1		1-1 HR		0-0 1B S		
Ken Caminiti, S OBP: 0.405, SLG: 0.618 (1, 5)	2-1 1B		4-2 BB		1-3 K		2-2 1B		
Wally Joyner, L OBP: 0.379, SLG: 0.408 (1, 3)	2-1 L3		0-0 P6		2-2 BB 1B		3-1 G1-4-3		
Chris Gomez, R OBP: 0.343, SLG: 0.332 (1, 6)		1-1 SH5-4 1B		2-2 F8	4-2 BB		1-2 L3		
Brian Johnson, R OBP: 0.306, SLG: 0.464 (1, 2)		0-0 F4		0-0 G6-3	1-1 G4-3		0-0 F9		
Jody Reed, R OBP: 0.323, SLG: 0.296 (1, 4)		1-2 SH5-4 1B		2-3 K		2-1 P3	3-2 SH5-4 1B		
Andy Ashby, R OBP: 0.250, SLG: 0.372 Chris Gwynn, L (5, PH) Tim Worrell, R OBP: 0.190, SLG: 0.150 Trevor Hoffman, R (8, 1)		0-0 SH5-4			3-2 F9	1-2 G4-3	0-0 SH5-4		

Inning Stats	R: 0 E: 0 K: 10 S: 10	H: 1 LOB: 2 BB: 1 P: 22	R: 0 E: 0 K: 10 S: 10	H: 2 LOB: 2 BB: 0 P: 15	R: 0 E: 0 K: 8 S: 8	H: 0 LOB: 1 BB: 1 P: 14	R: 0 E: 0 K: 1 S: 7	H: 0 LOB: 0 BB: 0 P: 11	R: 3 E: 0 K: 1 S: 24	H: 4 LOB: 2 BB: 1 P: 39	R: 0 E: 0 K: 8 S: 8	H: 0 LOB: 1 BB: 1 P: 16	R: 0 E: 0 K: 0 S: 9	H: 2 LOB: 1 BB: 0 P: 15	R: 0 E: 0 K: 11 S: 11	H: 1 LOB: 2 BB: 1 P: 20
--------------	--------------------------------	----------------------------------	--------------------------------	----------------------------------	------------------------------	----------------------------------	------------------------------	----------------------------------	-------------------------------	----------------------------------	------------------------------	----------------------------------	------------------------------	----------------------------------	--------------------------------	----------------------------------

PITCHER	IP	WLS	BF	H	R	ER	SO	BB	IBB	HBP	BLK	WP	HR	S	P	ERA	WHIP
Hideo Nomo, R ERA: 3.21 (1, 1)	5.0	L	25	7	3	3	3	3	3	0	0	0	1	59	101	5.40	2.000
Chan Ho Park, R ERA: 3.56 (6, 1)	1.0		4	0	0	0	0	1	0	0	0	0	0	8	16	0.00	1.000
Mark Guthrie, L ERA: 2.31 (7, 1)	1.0		4	2	0	0	0	0	0	0	0	0	0	9	15	0.00	2.000
Antonio Osuna, R ERA: 2.78 (8, 1)	1.0		5	1	0	0	0	1	0	0	0	0	0	11	20	0.00	2.000

AB R H RBI BB SO LOB

3	1	1	0	2	1	2
4	1	1	1	1	0	3
4	1	2	2	0	0	1
3	0	2	0	1	1	0
4	0	1	0	0	0	4
3	0	1	0	1	0	1
4	0	0	0	0	0	3
4	0	2	0	0	1	0
0	0	0	0	0	0	0
1	0	0	0	0	0	0
1	0	0	0	0	0	0
0	0	0	0	0	0	0

AB	31
R	3
H	10
RBI	3
BB	5
SO	3
LOB	14



WP	PA	ERA	WHIP
0	38		

Los Angeles Dodgers @ San Diego Padres
Jack Murphy Stadium, San Diego, CA
Sun Sep 22 1996, 6:33 AM EDT
Att: 51,092 - Sunny - 73 F

livebaseballscores.com

Batter	1	2	3	4	5	6	7	8	9	10	11	AB R H RBI BB SO LOB	TOP																		
Eric Young Sr., R OBP: 0.390, SLG: 0.425 (1, 4)	0-0 P4		2-1 P3		1-2 L5		3-2 SF9			4-2 G3 BB		3 0 0 1 1 0 1																			
Quinton McCracken, S OBP: 0.360, SLG: 0.392 (1, 8)	3-2 F8			0-0 1B 2B	2-3 SAFE K		1-3 K			1-2 G3		5 1 1 0 0 2 4																			
Ellis Burks, R OBP: 0.400, SLG: 0.626 (1, 7)	3-1 F8			1-2 2B 1B	2-3 G5-3					0-0 P4		5 1 1 0 0 0 1																			
Andres Galarraga, R OBP: 0.353, SLG: 0.592 (1, 3)		1-2 G5-3		2-2 1-H 3-H 2B		1-3 K				3-3 K		5 0 1 2 0 3 0																			
Dante Bichette, R OBP: 0.363, SLG: 0.538 Larry Walker, L OBP: 0.342, SLG: 0.570 (1, 9) (11, 9)		3-2 G5-3		3-1 F7		0-1 G6-3				0-0 L6		5 1 1 1 0 0 1 0 0 0 0 0 0 0																			
Vinny Castilla, R OBP: 0.346, SLG: 0.551 (1, 5)		1-1 1B		0-0 G6-3			0-2 FC1-6 1B			0-0 G4-3		5 0 2 0 0 0 1																			
Steve Decker, R OBP: 0.319, SLG: 0.271 Terry Jones, S OBP: 0.273, SLG: 0.300 Jeff Reed, L OBP: 0.366, SLG: 0.424 (1, 2) (7, PR) (7, 2)		1-2 F9		2-1 G5-3			0-0 FC1-6 HBP 1B SF9			3-2 G4-3		3 0 0 0 0 0 3 0 1 0 0 0 0 0 2 0 0 0 0 1 0																			
Walt Weiss, S OBP: 0.381, SLG: 0.376 Bruce Ruffin, S OBP: 0.333, SLG: 0.333 (1, 6) (9, 1) (11, 1)			2-1 G4-3		2-2 G4-3		0-1 SF9 HBP WP 1B			0-3 K		4 1 1 0 0 1 0 0 0 0 0 0 0 0 0 0 0 0 0 0 0																			
Kevin Ritz, R OBP: 0.310, SLG: 0.313 John Vander Wal, L OBP: 0.330, SLG: 0.423 Angel Echivevarria, R OBP: 0.375, SLG: 0.300 Steve Reed, R OBP: 0.333, SLG: 0.333 Mike Munoz, L OBP: 0.393, SLG: 0.667 Curt Leskanic, R OBP: 0.169, SLG: 0.243 (1, 1) (7, PH) (7, PH) (7, 1) (7, 1) (7, 1) (9, 6)			3-3 K		0-0 1B		1-0 WP HBP			2-3 K		2 0 1 0 0 1 0 1 0 0 0 0 1 0																			
Inning Stats	R: 0 E: 0 K: 0 S: 6	H: 0 LOB: 0 BB: 0 P: 12	R: 0 E: 0 K: 0 S: 13	H: 1 LOB: 1 BB: 0 P: 19	R: 0 E: 0 K: 1 S: 7	H: 0 LOB: 0 BB: 0 P: 14	R: 2 E: 0 K: 0 S: 12	H: 3 LOB: 1 BB: 0 P: 20	R: 0 E: 0 K: 1 S: 10	H: 1 LOB: 1 BB: 0 P: 15	R: 0 E: 0 K: 1 S: 6	H: 0 LOB: 0 BB: 0 P: 7	R: 2 E: 0 K: 1 S: 13	H: 2 LOB: 1 BB: 0 P: 18	R: 0 E: 0 K: 1 S: 9	H: 0 LOB: 0 BB: 0 P: 15	R: 0 E: 0 K: 1 S: 7	H: 0 LOB: 0 BB: 0 P: 10	R: 0 E: 0 K: 1 S: 9	H: 0 LOB: 1 BB: 1 P: 16	R: 1 E: 0 K: 2 S: 9	H: 1 LOB: 0 BB: 0 P: 10	1B: 5 2B: 2 3B: 0 HR: 1	SF: 1 SAC: 0 DP: 0 HBP: 1	WP: 1 PB: 0 SB: 0 CS: 0	PA: 43					
PITCHER	IP WLS BF H R ER SO BB IBB HBP BLK WP HR S P ERA WHIP															IP WLS BF H R ER SO BB IBB HBP BLK WP HR S P ERA WHIP															
Fernando Valenzuela, L ERA: 3.62 (1, 1)	5.0 20 5 2 2 2 0 0 0 0 0 0 0 48 80 3.60 1.000															Trevor Hoffman, R ERA: 2.33 (10, 1)	1.1 L 5 1 1 1 2 0 0 0 0 0 0 1 1 2.33 0.750														
Bob Tewksbury, R ERA: 4.46 (6, 1)	1.1 6 2 2 2 1 0 0 0 0 0 0 0 12 13 13.50 1.500																														
Al Osuna, L ERA: 2.45 (7, 1)	0.0 1 0 0 0 0 0 0 0 0 0 0 0 0 1 ∞ ∞																														
Doug Bochtler, R ERA: 3.11 (7, 1)	1.2 5 0 0 0 2 0 0 0 0 0 0 0 16 26 0.00 0.000																														
Tim Worrell, R ERA: 3.13 (9, 1)	1.2 6 0 0 0 2 1 0 0 0 0 0 0 15 25 0.00 0.600																														

Colorado Rockies @ San Diego Padres
Jack Murphy Stadium, San Diego, CA
Tue Sep 24 1996, 10:05 PM EDT
Att: 23,556 - Unknown - 68 F

livebaseballscores.com

AB	40
R	5
H	8
RBI	4
BB	1
SO	9
LOB	11



Batter	1	2	3	4	5	6	7	8	9	10	11	AB	R	H	RBI	BB	SO	LOB	BOTTOM				
Rickey Henderson, R OBP: 0.411, SLG: 0.346 (1, 7)	3-1 HR 1B	3-3		3-2 F9			3-1 F8	1-0 F9			2-2 G4-3	6	1	1	0	0	1	2					
Tony Gwynn, L OBP: 0.400, SLG: 0.441 (1, 9)	1-2 F8	4-2 BB		0-0 G4-3			0-1 HR 1B		1-1 FC3-6 1B		3-2 BB 1B	5	1	3	0	1	0	1					
Steve Finley, L OBP: 0.356, SLG: 0.535 (1, 8)	1-1 HR	1-1 F8			1-2 1B 1B		1-3 K		3-1 FC3-6 G4-6-3 1-2f		1-1 L4-6 BB 1B	6	1	3	2	0	1	5					
Ken Caminiti, S OBP: 0.404, SLG: 0.620 (1, 5)	1-0 E4 CS		1-0 L3		0-1 F7		0-0 HR		1-0 G4-6-3 1-2f		4-1 BB	5	1	1	2	1	0	2					
Wally Joyner, L OBP: 0.362, SLG: 0.411 (1, 3)	2-1 1B		0-0 F7		2-1 G4-6-3 1B		0-1 1B			2-0 L5	0-0 L4-6	4	0	3	0	0	0	0					
Greg Vaughn, R OBP: 0.366, SLG: 0.541 (10, PH)												1	0	0	0	0	0	0					
Archi Cianfrocco, R OBP: 0.315, SLG: 0.411 (11, 3)												0	0	0	0	0	0	0					
Chris Gwynn, L OBP: 0.255, SLG: 0.239 (11, PH)	1-2 1B				1-2 1B							1	0	0	0	0	0	3					
Chris Gomez, R OBP: 0.346, SLG: 0.333 (1, 6)	2-3 K		1-1 1B		0-1 G4-6-3 1-2f		1-0 1B			4-1 G4-6-3 BB		4	0	2	0	1	1	3					
Brian Johnson, R OBP: 0.308, SLG: 0.462 (1, 2)		1-2 E G5-3 1B	0-0 FC6-4 1B				2-2 G4-3	2-3 K			2-2 G4-6-3	5	0	2	0	0	1	3					
Jody Reed, R OBP: 0.322, SLG: 0.294 (1, 4)		2-2 G5-3	2-2 FC6-4				0-1 G4-3		1-0 F7		4-0 IBB	4	0	0	0	1	0	3					
Fernando Valenzuela, L OBP: 0.143, SLG: 0.175 (6, 1)		3-1 E5 BB		0-0 F7			0-1 G5-3		1-1 G3		0-3 K	2	0	0	0	0	0	1					
Bob Tomkowiak, R OBP: 0.079, SLG: 0.048 (7, 1)												1	0	0	0	0	0	0					
Al Osuna, R (7, 1)												0	0	0	0	0	0	0					
Doug Bochtler, R (7, 1)												0	0	0	0	0	0	0					
Scott Livingstone, L OBP: 0.329, SLG: 0.357 (8, PH)												1	0	0	0	0	0	0					
Tim Worrell, R OBP: 0.193, SLG: 0.150 (9, 1)												0	0	0	0	0	0	0					
Trevor Hoffman, R (10, 1)												1	0	0	0	0	1	2					
Inning Stats	R: 2 E: 1 K: 1 S: 14	H: 3 LOB: 1 BB: 0 P: 23	R: 0 E: 1 K: 1 S: 15	H: 1 LOB: 3 BB: 1 P: 29	R: 0 E: 0 K: 0 S: 8	H: 2 LOB: 2 BB: 0 P: 12	R: 0 E: 0 K: 0 S: 5	H: 0 LOB: 0 BB: 0 P: 8	R: 0 E: 0 K: 0 S: 11	H: 2 LOB: 1 BB: 0 P: 13	R: 0 E: 0 K: 0 S: 7	H: 0 LOB: 0 BB: 0 P: 9	R: 2 E: 0 K: 2 S: 14	H: 4 LOB: 2 BB: 0 P: 21	R: 0 E: 0 K: 0 S: 4	H: 0 LOB: 0 BB: 0 P: 7	R: 0 E: 0 K: 1 S: 8	H: 0 LOB: 2 BB: 2 P: 20	R: 0 E: 0 K: 0 S: 10	H: 2 LOB: 2 BB: 1 P: 20	1B: 13 2B: 1 3B: 0 HR: 2	SF: 0 SAC: 0 DP: 3 HBP: 0	WP: 0 PA: 50
PITCHER	IP	WLS	BF	H	R	ER	SO	BB	IBB	HBP	BLK	WP	HR	S	P	ERA	WHIP						
Kevin Ritz, R ERA: 5.28 (1, 1)	6.0		27	8	2	2	2	1	0	0	0	0	1	60	94	3.00	1.500						
Steve Reed, R ERA: 4.01 (7, 1)	0.1		2	1	1	1	0	0	0	0	0	0	0	4	7	27.00	3.000						
Mike Munoz, L ERA: 6.8 (7, 1)	0.1		3	2	1	1	1	0	0	0	0	0	1	6	7	27.00	6.000						
Curt Leskanic, R ERA: 6.32 (7, 1)	1.1		5	1	0	0	1	0	0	0	0	0	0	8	14	0.00	0.750						
Bruce Ruffin, L ERA: 4.06 (9, 1)	2.0	W	8	1	0	0	1	1	1	0	0	0	0	13	30	0.00	1.000						
PITCHER	IP	WLS	BF	H	R	ER	SO	BB	IBB	HBP	BLK	WP	HR	S	P	ERA	WHIP						
Bill Swift, R ERA: 6.06 (11, 1)	1.0		5	2	0	0	0	1	0	0	0	0	0	10	20	0.00	3.000						

Colorado Rockies @ San Diego Padres
Jack Murphy Stadium, San Diego, CA

Tue Sep 24 1996, 10:05 PM EDT
Att: 23,556 - Unknown - 68 F

AB	46
R	4
H	15
RBI	4
BB	4
SO	5
LOB	25



Batter	1	2	3	4	5	6	7	8	9	AB R H RBI BB SO LOB	TOP											
Eric Young Sr. R (1, 4) OBP: 0.393, SLG: 0.422	3-2 G6-3		1-0 FC1-6		3-2 G6-3		2-1 P4		0-0 G4-3	5 0 0 0 0 0 2												
Quinton McCracken, S (1, 8) OBP: 0.365, SLG: 0.406	4-2 1B BB		0-1 FC4-6		1-1 HR 1B		3-2 HR			3 3 2 1 1 0 1												
Ellis Burks, R (1, 7) OBP: 0.402, SLG: 0.633	0-0 G4-6-3 1B		3-2 1B 2B		1-0 HR		0-1 G6-3			4 2 3 3 0 0 0												
Andres Galarraga, R (1, 3) OBP: 0.354, SLG: 0.593	0-1 G4-6-3		2-2 1B		1-3 K			2-2 L4-6 2B		4 0 2 1 0 1 2												
Dante Bichette, R (1, 9) OBP: 0.361, SLG: 0.535		0-2 F9	2-3 K		0-1 P2			0-0 L4-6		4 0 0 0 0 1 2												
Bruce Ruffin, S (9, 1)								2-2 L4-6		0 0 0 0 0 0 0												
Vinny Castilla, R (1, 5) OBP: 0.345, SLG: 0.549		1-2 G6-3		2-0 G5-3		0-2 1B		1-1 G1-3		4 0 1 0 0 0 0												
Jeff Reed, L (1, 2) OBP: 0.365, SLG: 0.420		4-1 BB		3-3 K		2-3 K			2-3 K	3 0 0 0 1 3 1												
Walt Weiss, S (1, 6) OBP: 0.380, SLG: 0.374		1-3 K		1-2 F7		1 SAFE 0-1 F7			4-2 BB	3 0 0 0 1 1 2												
Mark Thompson, R (1, 1) OBP: 0.153, SLG: 0.190			0-0 FC1-6 1B		1-3 K		1-2 G5-3		2-3 K	3 0 1 0 0 1 0												
Mike Munoz, L (7, 1)										0 0 0 0 0 0 0												
Darren Holmes, R (7, 1)										0 0 0 0 0 0 0												
John Vander Wal, L (9, PH) OBP: 0.337, SLG: 0.420										1 0 0 0 0 1 1												
Larry Walker, L (9, 9) OBP: 0.342, SLG: 0.570										0 0 0 0 0 0 0												
Inning Stats	R: 0 E: 0 K: 0 S: 8	H: 1 LOB: 1 BB: 1 P: 15	R: 0 E: 0 K: 1 S: 12	H: 0 LOB: 1 BB: 1 P: 18	R: 2 E: 0 K: 1 S: 15	H: 3 LOB: 1 BB: 0 P: 23	R: 0 E: 0 K: 1 S: 7	H: 0 LOB: 0 BB: 0 P: 13	R: 2 E: 0 K: 2 S: 13	H: 2 LOB: 0 BB: 0 P: 20	R: 0 E: 0 K: 1 S: 10	H: 1 LOB: 1 BB: 0 P: 12	R: 1 E: 0 K: 0 S: 14	H: 1 LOB: 0 BB: 0 P: 20	R: 0 E: 0 K: 0 S: 7	H: 1 LOB: 0 BB: 0 P: 10	R: 0 E: 0 K: 2 S: 9	H: 0 LOB: 1 BB: 1 P: 17	1B: 5 2B: 3 3B: 0 HR: 2	SF: 0 SAC: 0 DP: 2 HBP: 0	WP: 0 PB: 0 SB: 1 CS: 0	PA: 37
PITCHER	IP WLS BF H R ER SO BB IBB HBP BLK WP HR S P ERA WHIP																				ERA WHIP	
Joey Hamilton, R (1, 1) ERA: 4.17	5.0 L 22 6 4 4 5 2 0 0 0 0 1 55 89 7.20 1.600																					
Willie Blair, R (6, 1) ERA: 4.6	2.0 8 2 1 1 1 0 0 0 0 0 0 1 24 32 4.50 1.000																					
Dario Veras, R (8, 1) ERA: 3.2	2.0 7 1 0 0 0 2 1 0 0 0 0 0 16 27 0.00 1.000																					

Colorado Rockies @ San Diego Padres
 Jack Murphy Stadium, San Diego, CA
 Wed Sep 25 1996, 10:05 PM EDT
 Att. 32,706 - Unknown - 65 F

livebaseballscorecards.com

AB	34
R	5
H	9
RBI	5
BB	3
SO	8
LOB	11



Batter	1	2	3	4	5	6	7	8	9	AB	R	H	RBI	BB	SO	LOB
Tony Gwynn, L (1, 9) OBP: 0.405, SLG: 0.449 Doug Dasenczo, S (9, PR) OBP: 0.200, SLG: 0.111	0-1 G5-3 1B 2B		4-2 CS BB		0-1 G4-3		0-0 2B		0-2 1B	4	1	3	0	1	0	0
Steve Finley, L (1, 8) OBP: 0.355, SLG: 0.532	1-0 1B		1-1 F9			0-1 G1-3	2-2 L8		1-1 G4-3	5	0	1	0	0	0	5
Ken Caminiti, S (1, 5) OBP: 0.401, SLG: 0.615	3-3 K		1-1 CS	1-0 F8		1-1 F7	1-2 F7			4	0	0	0	0	1	4
Greg Vaughn, R (1, 7) OBP: 0.367, SLG: 0.546	0-0 G5-3			2-0 1B		2-1 HR		3-2 G5-3		4	1	2	2	0	0	1
Wally Joyner, L (1, 3) OBP: 0.381, SLG: 0.408	0-0 G6-3			0-0 L6		4-1 FC5-4 BB		0-0 L3		3	0	0	0	1	0	2
Chris Gomez, R (1, 6) OBP: 0.345, SLG: 0.331		2-2 L9		4-1 BB		0-1 FC5-4		1-3 K		3	0	0	0	1	1	1
Brian Johnson, R (1, 2) OBP: 0.303, SLG: 0.454		1-1 G3-1		1-1 F8			1-1 L7		0-2 G4-3	4	0	0	0	0	0	2
Jody Reed, R (1, 4) OBP: 0.325, SLG: 0.298		2-0 L5			0-1 G6-4-3 1B		1-0 1B 2B		4-1 FC6-4 BB	3	1	2	0	1	0	0
Joey Hamilton, R (1, 1) OBP: 0.186, SLG: 0.235 Chris Gwynn, L (5, PH) OBP: 0.253, SLG: 0.236 Willie Blair, R (6, 1) Scott Livingstone, L (7, PH) OBP: 0.326, SLG: 0.361 Dario Veras, R (8, 1) Rickey Henderson, R (9, PH) OBP: 0.410, SLG: 0.346			0-3 K		2-0 G6-4-3 1-2f		1-2 2B 1B		0-0 FC6-4 1B	1	0	0	0	0	1	0

Inning Stats	R: 1	H: 2	E: 0	K: 1	S: 9	H: 2	LOB: 1	BB: 0	P: 13	R: 0	H: 0	E: 0	K: 0	S: 7	R: 0	H: 0	E: 0	K: 1	S: 8	R: 0	H: 1	E: 0	K: 0	S: 6	R: 0	H: 1	E: 0	K: 0	S: 5	R: 1	H: 1	E: 0	K: 0	S: 9	R: 1	H: 3	E: 0	K: 0	S: 15	R: 0	H: 0	E: 0	K: 1	S: 7	R: 0	H: 1	E: 0	K: 0	S: 11	1B: 5	2B: 3	3B: 0	HR: 1	SF: 0	SAC: 0	DP: 1	HBP: 0	WP: 0	PB: 0	SB: 2	CS: 1	PA: 39
--------------	------	------	------	------	------	------	--------	-------	-------	------	------	------	------	------	------	------	------	------	------	------	------	------	------	------	------	------	------	------	------	------	------	------	------	------	------	------	------	------	-------	------	------	------	------	------	------	------	------	------	-------	-------	-------	-------	-------	-------	--------	-------	--------	-------	-------	-------	-------	--------

PITCHER	IP	WLS	BF	H	R	ER	SO	BB	IBB	HBP	BLK	WP	HR	S	P	ERA	WHIP
Mark Thompson, R (1, 1) ERA: 5.3	6.1	W	28	8	3	3	2	3	0	0	0	0	0	51	86	4.26	1.737
Mike Munoz, L (7, 1) ERA: 6.75	0.1		1	0	0	0	0	0	0	0	0	0	0	3	5	0.00	0.000
Darren Holmes, R (7, 1) ERA: 4.14	1.1		4	0	0	0	1	0	0	0	0	0	0	12	17	0.00	0.000
Bruce Ruffin, L (9, 1) ERA: 4.0	1.0	S	5	1	0	0	0	1	0	0	0	0	0	11	16	0.00	2.000


BOTTOM

Colorado Rockies @ San Diego Padres
Jack Murphy Stadium, San Diego, CA

Wed Sep 25 1996, 10:05 PM EDT
 Att: 32,706 - Unknown - 65 F

livebaseballscorecards.com

AB	34
R	3
H	9
RBI	3
BB	4
SO	3
LOB	17



Batter	1	2	3	4	5	6	7	8	9	10	AB	R	H	RBI	BB	SO	LOB	TOP								
Tony Gwynn, L (1,9) OBP: 0.402, SLG: 0.446	0-0 L4		0-0 E5		0-0 G3-6-3		0-0 G6-3		0-0 FC6-4		5	0	1	0	0	0	2									
Steve Finley, L (1,8) OBP: 0.354, SLG: 0.529	0-0 L8		0-3 K		0-0 G3-6-3		0-0 P6		0-0	0-0 2B	5	1	1	0	0	1	4									
Ken Caminiti, S (1,5) OBP: 0.406, SLG: 0.625	4-0 BB		0-0		0-0		0-0	0-0 HR	0-0	0-0 1B	4	2	4	2	1	0	0									
Greg Vaughn, R (1,7) OBP: 0.366, SLG: 0.542	4-0 BB		0-0 G1-3		0-0 F3		0-0 F8	0-0 F7	0-0 F7	0-0 F7	4	0	0	0	1	0	4									
Wally Joyner, L (1,3) OBP: 0.379, SLG: 0.404	0-0 G3		0-0		0-0 F7		0-0 F7	0-3 K	0-3 K	4-0 1B	4	1	0	0	1	1	2									
Chris Gomez, R (1,6) OBP: 0.346, SLG: 0.330		0-3 K		4-0 1B		0-0 F8		0-0 G6-3	0-0 G6-3	0-0 E7	4	1	1	1	1	1	0									
Brian Johnson, R (1,2) OBP: 0.301, SLG: 0.449		0-0 F9		0-0 FC6-4		0-0 F2		0-3 K	0-3 K	0-0 G6-3	5	0	1	0	0	1	1									
Jody Reed, R (1,4) OBP: 0.326, SLG: 0.299		0-0 F8		0-0 FC6-4		0-0 G4-3		0-0 G4-3	0-0 FC6-4	0-0 1B	5	0	2	1	0	0	1									
Scott Sanders, R Scott Lindgren, L Doug Odrick, R Al Osuna, R Dario Veras, R Doug Boehler, R Rickey Henderson, R Tim Worrell, R Trevor Hoffman, R			0-0 L1		0-3 K		0-0 G6-3		0-3 K		2	0	0	0	0	0	1	1								
Inning Stats	R: 0 E: 0 K: 0 S: 3	H: 0 LOB: 2 BB: 2 P: 11	R: 0 E: 0 K: 1 S: 5	H: 0 LOB: 0 BB: 0 P: 5	R: 0 E: 1 K: 1 S: 7	H: 1 LOB: 2 BB: 0 P: 7	R: 1 E: 0 K: 1 S: 6	H: 1 LOB: 1 BB: 1 P: 10	R: 0 E: 0 K: 0 S: 4	H: 2 LOB: 1 BB: 0 P: 4	R: 0 E: 0 K: 0 S: 3	H: 0 LOB: 0 BB: 0 P: 3	R: 0 E: 0 K: 0 S: 4	H: 1 LOB: 2 BB: 0 P: 4	R: 1 E: 0 K: 1 S: 6	H: 1 LOB: 0 BB: 0 P: 6	R: 0 E: 0 K: 2 S: 8	H: 1 LOB: 1 BB: 0 P: 8	R: 3 E: 1 K: 0 S: 6	H: 4 LOB: 2 BB: 1 P: 10	1B: 9 2B: 1 3B: 0 HR: 1	SF: 0 SAC: 0 DP: 1 HBP: 0	WP: 0 PB: 0 SB: 0 CS: 0	PA: 44		
PITCHER Ismael Valdez, R (1,1) ERA: 3.32 Mark Guthrie, L (8,1) ERA: 2.23 Antonio Osuna, R (10,1) ERA: 3.04	IP 7.1	WLS 31	BF 6	H 1	R 0	ER 0	SO 3	BB 0	IBB 0	HBP 0	BLK 0	WP 0	HR 1	S 34	P 46	ERA 2.46	WHIP 1.227									
	IP 1.2	WLS 6	BF 7	H 4	R 3	ER 3	SO 0	BB 1	IBB 0	HBP 0	BLK 0	WP 0	HR 0	S 6	P 10	ERA 27.00	WHIP 5.000									

San Diego Padres @ Los Angeles Dodgers
Dodger Stadium, Los Angeles, CA
Fri Sep 27 1996, 7:05 PM PDT
Att. 53,294 - Unknown

AB	40
R	5
H	11
RBI	4
BB	4
SO	6
LOB	16



BOTTOM

San Diego Padres @ Los Angeles Dodgers
Dodger Stadium, Los Angeles, CA

Fri Sep 27 1996, 7:05 PM PDT
Att: 53,294 - Unknown

livebaseballscores.com

AB 35
R 2
H 8
RBI 2
BB 3
SO 13
LOB 14



WP: 0 PA: 39
PB: 0
SB: 2
CS: 1

AB R H RBI BB SO LOB

4	0	0	0	0	1	2	0
2	0	1	0	1	0	0	0
2	0	0	0	0	1	1	1
5	0	0	0	0	0	3	3
4	1	3	0	0	1	0	0
4	1	1	0	0	3	3	3
4	0	1	1	0	0	2	2
3	0	1	1	0	0	0	0
3	0	1	0	1	2	0	0
3	0	0	0	0	1	5	5
0	0	0	0	0	0	0	0
1	0	0	0	0	0	0	0
0	0	0	0	0	0	0	0

1B: 6 SF: 1
2B: 2 SAC: 0
3B: 0 DP: 1
HR: 0 HBP: 0

Batter	1	2	3	4	5	6	7	8	9	10
Todd Hollandsworth, L (1, 7) OBP: 0.351, SLG: 0.442	F7		K		K		G3-1			G6-4-3 BB
Wayne Kirby, L (1, 8) OBP: 0.336, SLG: 0.359	G4-3		1B BB		2B		K			F7
Chad Curtis, R (7, PH) OBP: 0.341, SLG: 0.378										
Mike Piazza, R (1, 2) OBP: 0.422, SLG: 0.567	K		K		K		G6-3			G6-4-3 1-2f
Eric Karros, R (1, 3) OBP: 0.319, SLG: 0.482		2B FC5-2 1B	1-2 1B			1B S 1B				K
Raul Mondesi, R (1, 9) OBP: 0.335, SLG: 0.498		FC5-2 1-3 SF7 2B	K			K				K
Tim Wallach, R (1, 5) OBP: 0.301, SLG: 0.375					G5-3	1B CS 1B				P3
Delino DeShields, L (1, 4) OBP: 0.288, SLG: 0.299										G4-3
Greg Gagne, R (1, 6) OBP: 0.336, SLG: 0.368										K
Ismael Valdez, R (1, 1) OBP: 0.155, SLG: 0.157										G4-3
Mark Guthrie, R (8, 1)										
Dave Clark, L (9, PH) OBP: 0.367, SLG: 0.451										
Antonio Osuna, R (10, 1)										

Inning Stats	R: 0	H: 0	E: 0	K: 1	S: 5	R: 1	H: 3	E: 0	K: 1	S: 8	R: 0	H: 1	E: 0	K: 3	S: 10	R: 0	H: 0	E: 0	K: 1	S: 5	R: 0	H: 1	E: 0	K: 2	S: 8	R: 1	H: 3	E: 0	K: 1	S: 7	R: 0	H: 0	E: 0	K: 1	S: 5	R: 0	H: 0	E: 0	K: 2	S: 7	R: 0	H: 0	E: 0	K: 1	S: 5	R: 0	H: 0	E: 0	K: 0	S: 2
	0	0	0	1	5	3	2	0	1	8	2	1	0	3	10	0	0	0	1	5	0	0	0	1	14	0	0	0	3	7	0	0	0	5	0	0	0	5	0	0	0	5	0	0	0	6	6			

PITCHER	IP	WLS	BF	H	R	ER	SO	BB	IBB	HBP	BLK	WP	HR	S	P	ERA	WHIP
Scott Sanders, R (1, 1) ERA: 3.38	6.0		27	8	2	2	9	1	1	0	0	0	0	43	51	3.00	1.500
Al Osuna, L (7, 1) ERA: 2.25	0.1		1	0	0	0	0	0	0	0	0	0	0	1	1	0.00	0.000
Dario Veras, R (7, 1) ERA: 3.12	0.2		2	0	0	0	1	0	0	0	0	0	0	4	4	0.00	0.000
Doug Bochtler, R (8, 1) ERA: 3.06	1.0		3	0	0	0	2	0	0	0	0	0	0	7	7	0.00	0.000
Tim Worrell, R (9, 1) ERA: 3.1	1.0	W	3	0	0	0	1	0	0	0	0	0	0	5	5	0.00	0.000

PITCHER	IP	WLS	BF	H	R	ER	SO	BB	IBB	HBP	BLK	WP	HR	S	P	ERA	WHIP
Trevor Hoffman, R (10, 1) ERA: 2.3	1.0	S	3	0	0	0	0	1	0	0	0	0	0	2	6	0.00	1.000

Batter	1	2	3	4	5	6	7	8	9	AB R H RBI BB SO LOB	TOP											
Rickey Henderson, R OBP: 0.411, SLG: 0.345 Doug Bochtler, R Trevor Hoffman, R	2-0 1B		3-1 L5		4-0 BB		2-1 P3	4-2 1B BB		3 0 1 0 2 0 0 0 0 0 0 0 0 0 0 0 0 0 0 0 0												
Tony Gwynn, L OBP: 0.402, SLG: 0.445	2-1 P5		2-2 G3-1		0-0 F9		1-1 E9 F8 1B	2-1 FC4-6 1B		5 0 2 2 0 0 2												
Steve Finley, L OBP: 0.354, SLG: 0.532	1-3 K			4-0 CS E BB		2-1 HR	1-1 F8	1-0 FC4-6		4 1 1 1 1 1 4												
Ken Caminiti, S OBP: 0.406, SLG: 0.622	1-1 G3			3-2 E4 CS		2-1 1B 2B	4-0 IBB		0-0 G3	4 1 1 0 1 0 2												
Wally Joyner, L OBP: 0.377, SLG: 0.402		2-3 K		0-0 L9		2-0 2B 1B	1 SAFE 0-3 K		0-1 L8	5 0 1 0 0 2 4												
Chris Gomez, R OBP: 0.348, SLG: 0.336		3-1 WP 2B		2 SAFE 4-2 1-2 2-3 BB		1-1 2B		1-3 K	1-3 K	4 0 2 1 1 2 0												
Brian Johnson, R OBP: 0.296, SLG: 0.441		2-3 K		0-0 G4-3		1-1 P4		0-0 G3-1		4 0 0 0 0 1 5												
Jody Reed, R OBP: 0.326, SLG: 0.299		2-3 K		2-1 F9		2-3 K		3-1 BB 1B 1B		4 1 1 0 0 2 3												
Andy Ashby, R OBP: 0.239, SLG: 0.356 Scott Livingstone, L OBP: 0.328, SLG: 0.363 Tim Worrell, R OBP: 0.190, SLG: 0.150 Greg Vaughn, R OBP: 0.367, SLG: 0.543			2-3 K		1-2 G5-3		2-3 K	1-0 BB 1B		2 0 0 0 0 1 0 1 0 0 0 0 1 2 0 0 0 0 0 0 0 1 1 1 0 0 0 0												
Inning Stats	R: 0 E: 0 K: 1 S: 8	H: 1 LOB: 1 BB: 0 P: 14	R: 0 E: 0 K: 3 S: 12	H: 1 LOB: 1 BB: 0 P: 21	R: 0 E: 0 K: 1 S: 8	H: 0 LOB: 0 BB: 0 P: 15	R: 0 E: 1 K: 0 S: 7	H: 0 LOB: 2 BB: 2 P: 18	R: 0 E: 0 K: 0 S: 6	H: 0 LOB: 1 BB: 1 P: 13	R: 2 E: 0 K: 2 S: 16	H: 4 LOB: 2 BB: 0 P: 28	R: 0 E: 1 K: 1 S: 9	H: 1 LOB: 2 BB: 1 P: 17	R: 2 E: 0 K: 1 S: 12	H: 3 LOB: 2 BB: 1 P: 24	R: 0 E: 0 K: 1 S: 6	H: 0 LOB: 0 BB: 0 P: 7	1B: 7 2B: 2 3B: 0 HR: 1	SF: 0 SAC: 0 DP: 0 HBP: 0	WP: 1 PB: 0 SB: 2 CS: 2	PA: 42
PITCHER	IP WLS BF H R ER SO BB IBB HBP BLK WP HR S P ERA WHIP																					
Hideo Nomo, R ERA: 3.19	(1, 1) 6.2																					
Scott Radinsky, L ERA: 2.44	(7, 1) 0.1																					
37 Darren Dreifort, R ERA: 4.94	(8, 1) 0.2 L																					
Mark Guthrie, L ERA: 2.22	(8, 1) 0.1																					
Antonio Osuna, R ERA: 3.0	(9, 1) 1.0																					

San Diego Padres @ Los Angeles Dodgers
 Dodger Stadium, Los Angeles, CA
 Sat Sep 28 1996, 3:33 AM PDT
 Att. 52,977 - Sunny - 86 F

AB	37
R	4
H	10
RBI	4
BB	5
SO	10
LOB	22



Batter	1	2	3	4	5	6	7	8	9	AB	R	H	RBI	BB	SO	LOB
Wayne Kirby, L (1, 8) OBP: 0.335, SLG: 0.353	1-1 P5		0-1 G4-3		3-2 G4-3			4-2 FC6-4 BB		3	0	0	0	1	0	0
Todd Hollandsworth, L (1, 7) OBP: 0.350, SLG: 0.440	3-1 G4-3		0-1 1B			2-3 K		0-2 P5		4	1	1	0	0	1	1
Mike Piazza, R (1, 2) OBP: 0.423, SLG: 0.565	1-1 G1-3		1 SAFE 3-2 1B			4-1 FC6-4 BB		0-1 FC6-4 1-2f		3	0	1	1	1	0	1
Eric Karros, R (1, 3) OBP: 0.318, SLG: 0.482		2-1 L9	1-2 F9			3-2 F8			1-1 2B	4	0	1	0	0	0	2
Raul Mondesi, R (1, 9) OBP: 0.335, SLG: 0.497		1-2 WP 1B		0-0 F8		1-2 FC6-4 1-2f			0-3 K	4	1	1	0	0	1	2
Tim Wallach, R (1, 5) OBP: 0.297, SLG: 0.371		1 SAFE 2-3 K		3-1 F8			1-1 G5-3		1-3 K	4	0	0	0	0	2	2
Delino DeShields, L (1, 4) OBP: 0.288, SLG: 0.299		0-1 1B		1-0 E6 CS			2-2 G6-3		4-0 BB	3	0	1	1	0	0	0
Billy Ashley, R (9, PH) OBP: 0.331, SLG: 0.482		3-H 1B		1 SAFE 2-0 CS		3-2 P3		2-3 K	1-3 K	3	0	0	0	0	1	1
Chad Fonville, S (9, PR) OBP: 0.266, SLG: 0.234				1-2		0-3 K				1	0	0	0	0	1	2
Greg Gagne, R (1, 6) OBP: 0.334, SLG: 0.366																
Dave Hansen, L (9, PH) OBP: 0.296, SLG: 0.233																
Hideo Nomo, R (1, 1) OBP: 0.156, SLG: 0.187																
Scott Radtisky, L (7, 1)																
37 Darren Dreifort, R (8, 1)																
Mark Guthrie, R (8, 1)																
Dave Clark, L (8, PH) OBP: 0.306, SLG: 0.449																
Antonio Osuna, R (9, 1)																

Inning Stats	R: 0	H: 0	E: 0	K: 0	S: 6	R: 1	H: 2	E: 0	K: 1	S: 13	R: 1	H: 2	E: 0	K: 1	S: 13	R: 0	H: 0	E: 1	K: 0	S: 5	R: 0	H: 0	E: 0	K: 1	S: 10	R: 0	H: 0	E: 0	K: 1	S: 15	R: 0	H: 0	E: 0	K: 1	S: 8	R: 0	H: 0	E: 0	K: 10	S: 10	R: 0	H: 1	E: 0	K: 3	S: 11	1B: 4	2B: 1	3B: 0	SF: 0	SAC: 0	DP: 0	HBP: 0	WP: 2	PB: 0	SB: 1	CS: 1	PA: 36
--------------	------	------	------	------	------	------	------	------	------	-------	------	------	------	------	-------	------	------	------	------	------	------	------	------	------	-------	------	------	------	------	-------	------	------	------	------	------	------	------	------	-------	-------	------	------	------	------	-------	-------	-------	-------	-------	--------	-------	--------	-------	-------	-------	-------	--------

PITCHER	IP	WLS	BF	H	R	ER	SO	BB	IBB	HBP	BLK	WP	HR	S	P	ERA	WHIP
Andy Ashby, R (1, 1) ERA: 3.23	5.0		19	4	2	2	3	0	0	0	0	1	0	47	72	3.60	0.800
Tim Worrell, R (6, 1) ERA: 3.05	2.0	W	7	0	0	0	2	1	0	0	0	0	0	23	38	0.00	0.500
Doug Bochtler, R (8, 1) ERA: 3.02	1.0		4	0	0	0	0	1	0	0	0	0	0	10	14	0.00	1.000
Trevor Hoffman, R (9, 1) ERA: 2.28	1.0	S	5	1	0	0	3	1	0	0	0	0	0	11	18	0.00	2.000

BOTTOM

San Diego Padres @ Los Angeles Dodgers
 Dodger Stadium, Los Angeles, CA
 Sat Sep 28 1996, 3:33 AM PDT
 Att: 52,977 - Sunny - 86 F

livebaseballscorecards.com

AB	32
R	2
H	5
RBI	2
BB	3
SO	8
LOB	11



Batter	1	2	3	4	5	6	7	8	9	10	11	AB R H RBI BB SO LOB	TOP																	
Tony Gwynn, L (1, 9) OBP: 0.400, SLG: 0.441	2-2 L6		2-1 G6-3			2-2 G6-3		4-0 1B BB		1-1 G6-3		4 0 0 0 1 0 0																		
Steve Finley, L (1, 8) OBP: 0.354, SLG: 0.531	1-0 G3			2-0 G3		1-0 G4-3		2-2 1B BB		2-2 1B	0-1 1B 2B	5 1 2 0 0 0 0																		
Ken Caminiti, S (1, 5) OBP: 0.408, SLG: 0.621	0-3 K			0-1 F8		4-1 BB		4-0 IBB		1-1 1B	1-3 2B 1B	3 1 1 0 2 1 0																		
Greg Vaughn, R (1, 7) Dario Veras, R (8, 1) Chris Gwynn, L (11, PH) Trevor Hoffman, R (11, 1)		2-1 F9		1-0 G5-3		1-0 G4-3		2-2 P3		1-1 2B	1-1 1-H 3-H 2B	4 0 0 0 0 0 4 0 0 0 0 0 0 0 1 0 1 2 0 0 0 0 0 0 0 0 0 0																		
Wally Joyner, L (1, 3) OBP: 0.377, SLG: 0.404		3-2 2B			1-3 K		0-0 G1-6-3 1B		1-3 K		2-3 K2-3	5 0 2 0 0 3 1																		
Chris Gomez, R (1, 6) OBP: 0.347, SLG: 0.333		1-3 K		4-2 G5-3 BB		0-0 K	1 SAFE 0-3 K		0-0 F9		2-3 K	4 0 0 0 1 3 3																		
Brian Johnson, R (1, 2) OBP: 0.290, SLG: 0.432		1-0 G1-3		0-0 G5-3		1-2 G1-6-3	1 SAFE 1-1 G1-6-3		2-1 F8		3-2 F9	5 0 0 0 0 0 4																		
Jody Reed, R (1, 4) OBP: 0.325, SLG: 0.297			2-0 G6-3		4-1 BB			1-0 G6-3		2-3 K		3 0 0 0 1 1 0																		
Bob Tewksbury, R (1, 1) Scott Livingstone, L (8, PH) Doug Dasenzo, S (8, PR) Rickey Henderson, R (8, 7)			0-0 G6-3		0-3 K			3-2 BB 1B		3-1 G6-3		2 0 0 0 0 1 2 1 0 1 0 0 0 0 0 0 0 0 0 0 0 1 0 0 0 0 0 0																		
Inning Stats	R: 0 H: 0 E: 0 K: 1 S: 8	H: 0 LOB: 0 BB: 0 P: 11	R: 0 H: 1 E: 0 K: 1 S: 9	H: 1 LOB: 1 BB: 0 P: 16	R: 0 H: 0 E: 0 K: 0 S: 4	H: 0 LOB: 0 BB: 0 P: 8	R: 0 H: 0 E: 0 K: 2 S: 4	H: 0 LOB: 2 BB: 2 P: 7	R: 0 H: 0 E: 0 K: 2 S: 11	H: 0 LOB: 2 BB: 2 P: 20	R: 0 H: 1 E: 0 K: 1 S: 7	H: 1 LOB: 0 BB: 0 P: 8	R: 0 H: 2 E: 0 K: 1 S: 12	H: 2 LOB: 3 BB: 2 P: 28	R: 0 H: 0 E: 0 K: 1 S: 8	H: 0 LOB: 0 BB: 0 P: 11	R: 0 H: 0 E: 0 K: 1 S: 7	H: 0 LOB: 0 BB: 0 P: 13	R: 2 H: 3 E: 0 K: 2 S: 17	H: 3 LOB: 1 BB: 0 P: 26	1B: 5 SF: 0 2B: 2 SAC: 0 3B: 0 DP: 1 HR: 0 HBP: 0	WP: 0 PA: 43 PB: 0 SB: 0 CS: 0								
PITCHER	IP WLS BF H R ER SO BB IBB HBP BLK WP HR S P ERA WHIP														PITCHER	IP WLS BF H R ER SO BB IBB HBP BLK WP HR S P ERA WHIP														
Ramon Martinez, R (1, 1) ERA: 3.42	1.0	3	0	0	0	1	0	0	0	0	0	0	0	8	11	0.00	0.000													
Pedro Astacio, R (2, 1) ERA: 3.44	6.1	25	3	0	0	4	4	0	0	0	0	0	0	47	87	0.00	1.105													
Scott Radinsky, L (8, 1) ERA: 2.41	0.2	3	1	0	0	0	0	1	0	0	0	0	0	7	15	0.00	1.500													
Todd Worrell, R (9, 1) ERA: 3.03	1.0	3	0	0	0	1	0	0	0	0	0	0	0	8	11	0.00	0.000													
Chan Ho Park, R (10, 1) ERA: 3.64	2.0	L 9	3	2	2	3	0	0	0	0	0	0	0	24	39	9.00	1.500													

San Diego Padres @ Los Angeles Dodgers
 Dodger Stadium, Los Angeles, CA
 Sun Sep 29 1996, 3:33 AM PDT
 Att: 53,270 - Sunny - 78 F

AB	38
R	2
H	7
RBI	2
BB	5
SO	9
LOB	14



Batter	1	2	3	4	5	6	7	8	9	10	11	AB R H RBI BB SO LOB
Wayne Kirby, L (1, 8) Chad Fonville, S (9, PR) Chad Curtis, R (10, 8) OBP: 0.333, SLG: 0.348 OBP: 0.266, SLG: 0.234 OBP: 0.341, SLG: 0.377	1-2 G6-3		1-2 F9			2-2 G1-3			4-2 SH BB		1-3 K	3 0 0 0 1 0 1 0 0 0 0 0 0 0 1 0 0 0 0 0 1 0
Todd Hollandsworth, L (1, 7) OBP: 0.348, SLG: 0.437	0-1 G3			0-0 P6		3-1 F7			1-0 SH G6-3			3 0 0 0 0 0 0 0
Mike Piazza, R (1, 2) Chan Ho Park, R (10, 1) OBP: 0.422, SLG: 0.563 OBP: 0.100, SLG: 0.053	3-2 G4-3			0-0 G5-4-3 1B				3-3 K	1-3 K			4 0 1 0 0 2 2 0 0 0 0 0 0 0 0
Eric Karros, R (1, 3) OBP: 0.316, SLG: 0.479		1-0 G6-3		2-1 G5-4-3 1-2f				1-3 K	1-1 G6-3 1-2f			4 0 0 0 0 1 3
Raul Mondesi, R (1, 9) OBP: 0.334, SLG: 0.495		0-3 K						1-0 P6		2-2 G5-3		4 0 1 0 0 1 0
Tim Wallach, R (1, 5) Roger Cedeno, S (10, PR) Juan Castro, R (11, 5) OBP: 0.297, SLG: 0.369 OBP: 0.326, SLG: 0.336 OBP: 0.254, SLG: 0.280		1-0 G1-4-3				1-2 F7		0-0 F7		1-2 G6-4-3 1B		4 0 1 0 0 0 1 0 0 0 0 0 0 0 0 0 0 0 0 0 0 0 0
Delino DeShields, L (1, 4) OBP: 0.288, SLG: 0.298			2-1 G6-3			1-0 P5		4-2 S BB		2-1 G6-4-3 1-2f		3 0 0 0 1 0 2
Greg Gagne, R (1, 6) OBP: 0.333, SLG: 0.364			1-2 G5-3 1B			0-3 K		0-0 F8			1-1 G6-3	4 0 1 0 0 1 2
Ramon Martinez, R (1, 1) Pedro Astacio, R (2, 1) Scott Radinsky, L (8, 1) Dave Clark, L (8, PH) Todd Worrell, R (9, 1) Tom Prince, R (10, 2) Dave Hansen, L (11, PH) OBP: 0.148, SLG: 0.119 OBP: 0.101, SLG: 0.088 OBP: 0.364, SLG: 0.447 OBP: 0.365, SLG: 0.438 OBP: 0.250, SLG: 0.231			1-2 G5-3			0-3 K		0-2 G4-3			3-2 F8	0 0 0 0 0 0 0 0 2 0 0 0 0 0 1 1 0 0 0 0 0 0 0 0 1 0 0 0 0 0 0 1 0 0 0 0 0 0 0 0 0 0 0 0 0 0 0 0 1 0 0 0 0 0 0 0

Inning Stats	R: 0	H: 0	R: 0	H: 0	R: 0	H: 1	R: 0	H: 1	R: 0	H: 1	R: 0	H: 0	R: 0	H: 0	R: 0	H: 0	R: 0	H: 1	R: 0	H: 0	1B: 4	SF: 0	WP: 0	PA: 37			
	E: 0	LOB: 0	E: 0	LOB: 0	E: 0	LOB: 1	E: 0	LOB: 0	E: 0	LOB: 1	E: 0	LOB: 0	E: 0	LOB: 1	E: 0	LOB: 2	E: 0	LOB: 1	E: 0	LOB: 1	2B: 0	SAC: 1	PB: 0				
	K: 0	BB: 0	K: 1	BB: 0	K: 0	BB: 0	K: 0	BB: 0	K: 1	BB: 0	K: 1	BB: 0	K: 2	BB: 0	K: 0	BB: 1	K: 1	BB: 1	K: 1	BB: 0	3B: 0	DP: 3	SB: 2				
	S: 8	P: 12	S: 8	P: 10	S: 13	P: 18	S: 4	P: 6	S: 11	P: 14	S: 8	P: 13	S: 7	P: 12	S: 7	P: 11	S: 9	P: 16	S: 8	P: 13	S: 10	P: 15	CS: 0				
PITCHER	IP	WLS	BF	H	R	ER	SO	BB	IBB	HBP	BLK	WP	HR	S	P	ERA	WHIP										
Bob Tewksbury, R (1, 1) ERA: 4.31	7.0		23	3	0	0	5	0	0	0	0	0	0	59	85	0.00	0.429										
Dario Veras, R (8, 1) ERA: 2.79	3.0	W	11	1	0	0	1	2	0	0	0	0	0	24	40	0.00	1.000										
Trevor Hoffman, R (11, 1) ERA: 2.25	1.0	S	3	0	0	0	1	0	0	0	0	0	0	10	15	0.00	0.000										

BOTTOM

San Diego Padres @ Los Angeles Dodgers
Dodger Stadium, Los Angeles, CA

Sun Sep 29 1996, 3:33 AM PDT
 Att: 53,270 - Sunny - 78 F

AB	34
R	0
H	4
RBI	0
BB	2
SO	7
LOB	13



Batter	1	2	3	4	5	6	7	8	9	AB R H RBI BB SO LOB	TOP											
Rickey Henderson, R OBP: 0.600, SLG: 1.250 (1, 7) B X	1-0 P5 ①		1-0 P6 ②			3-1 HR ③	4-1 BB ③		2-2 1B ③	4 1 2 1 1 0 0	San Diego Padres @ St. Louis Cardinals Busch Stadium, St. Louis, MO Tue Oct 01 1996, 3:33 AM CDT Att. 54,193 - Sunny - 80 F livebaseballscorecards.com											
Tony Gwynn, L OBP: 0.400, SLG: 0.600 (1, 9) B X	1-1 2B		3-1 G4-3 ③			3-1 1B ③	1-1 P6 ③		2-2 G1-3 ③	5 0 2 0 0 0 4												
Steve Finley, L OBP: 0.500, SLG: 0.333 (1, 8) C H	1-1 HBP			3-3 K ①		2-2 P8 ①		1-2 1B ①		3 0 1 0 0 1 1												
Ken Caminiti, S (1, 5) C F B B S	2-3 K ②			4-1 BB		2-3 K ②		0-3 K ①		3 0 0 0 1 3 4												
Wally Joyner, L OBP: 0.333, SLG: 0.333 Greg Vaughn, R Archi Cianfrocco, R (1, 3) (8, PH) (8, 3) X	0-0 G4-3 ③			2-1 L8 ②		1-2 1B ②		1-1 P6 ②		3 0 1 0 0 0 3 1 0 0 0 0 0 1 0 0 0 0 0 0 0												
Chris Gomez, R (1, 6) B X		1-0 G6-3 ①		0-0 P3 ③		3-3 K ③		2-3 K ③		4 0 0 0 0 2 4												
Brian Johnson, R (1, 2) B X		1-0 L8 ②			2-3 K ①		0-0 F8 ①		0-1 G4-3 ①	4 0 0 0 0 1 0												
Jody Reed, R OBP: 0.250, SLG: 0.250 (1, 4) X		0-0 F8 ③			0-1 G6-3 ②		0-1 BB 1B ②		0-0 F9 ②	4 0 1 0 0 0 0												
Joey Hamilton, R Scott Livingstone, L Willie Blair, R Chris Gwynn, L OBP: 1.000, SLG: 1.000 (1, 1) (7, PH) (7, 1) (9, PH) S S S S			1-3 K ①		0-3 K ③		1-2 F8 ②		2-2 1B ②	2 0 0 0 0 2 0 1 0 0 0 0 0 1 0 0 0 0 0 0 0 1 0 1 0 0 0 0												
Inning Stats	R: 0 E: 0 K: 1 S: 8	H: 1 LOB: 2 BB: 0 P: 13	R: 0 E: 0 K: 0 S: 3	H: 0 LOB: 0 BB: 0 P: 5	R: 0 E: 0 K: 1 S: 6	H: 0 LOB: 1 BB: 1 P: 11	R: 0 E: 0 K: 1 S: 7	H: 0 LOB: 1 BB: 1 P: 16	R: 0 E: 0 K: 2 S: 8	H: 0 LOB: 0 BB: 0 P: 10	R: 1 E: 0 K: 2 S: 18	H: 3 LOB: 2 BB: 0 P: 32	R: 0 E: 0 K: 0 S: 9	H: 1 LOB: 2 BB: 1 P: 15	R: 0 E: 0 K: 2 S: 14	H: 1 LOB: 1 BB: 0 P: 18	R: 0 E: 0 K: 0 S: 13	H: 2 LOB: 2 BB: 0 P: 19	1B: 6 2B: 1 3B: 0 HR: 1	SF: 0 SAC: 0 DP: 0 HBP: 1	WP: 0 PB: 0 SB: 2 CS: 0	PA: 38
PITCHER	IP WLS BF H R ER SO BB IBB HBP BLK WP HR S P ERA WHIP																					
Todd Stottlemire, R ERA: 1.35 (1, 1)	6.2 W 28 5 1 1 7 2 0 1 0 0 1 57 99 1.35 1.050																					
Rick Honeycutt, L ERA: (7, 1)	0.2 3 1 0 0 1 0 0 0 0 0 0 9 11 0.00 1.500																					
Dennis Eckersley, R ERA: (8, 1)	1.2 S 7 2 0 0 1 0 0 0 0 0 0 20 29 0.00 1.200																					

San Diego Padres @ St. Louis Cardinals
 Busch Stadium, St. Louis, MO
 Tue Oct 01 1996, 3:33 AM CDT
 Att. 54,193 - Sunny - 80 F

AB	35
R	1
H	8
RBI	1
BB	2
SO	9
LOB	18



Batter	1	2	3	4	5	6	7	8	9	AB	R	H	RBI	BB	SO	LOB
Royce Clayton, R OBP: 0.500, SLG: 0.333 (1, 6)	1-0 G4-6-3 1B		0-0 L4		1-3 K			4-1 CS BB		3	0	1	0	1	1	1
Willie McGee, S (1, 8)	0-2 G4-6-3 1-2f		1-2 G3-1		1-0 L6			1-3 K 1-2		4	0	0	0	0	1	3
Ron Gant, R OBP: 0.750, SLG: 0.500 (1, 7)	1-1 1B HR HBP		2-2 1B S					4-1 S BB		2	1	1	0	1	0	0
Brian Jordan, R OBP: 0.250, SLG: 0.250 (1, 9)	2-2 1B HR		2-2 L8					3-3 K 1-2		4	1	1	0	0	1	2
Gary Gaetti, R OBP: 0.333, SLG: 1.333 (1, 5)	1-1 1B HR									3	1	1	3	0	1	0
John Mabry, L (1, 3)	0-0 P6									3	0	0	0	0	0	0
Tom Pagnozzi, R (1, 2)			0-3 K		2-3 K					3	0	0	0	0	2	0
Luis Alicea, S OBP: 0.667, SLG: 1.333 (1, 4)			0-1 L7							3	0	2	0	0	0	0
Todd Stottlemyre, L Rick Honeycutt, L Dennis Eckersley, R (1, 1) (7, 1) (8, 1)			3-3 K							2	0	0	0	0	2	1


Inning Stats	R: 3	H: 3	E: 0	LOB: 0	K: 0	P: 18	R: 0	H: 0	E: 0	LOB: 0	K: 2	P: 10	R: 0	H: 1	E: 0	LOB: 1	K: 0	P: 11	R: 0	H: 0	E: 0	LOB: 0	K: 1	P: 7	R: 0	H: 1	E: 0	LOB: 1	K: 2	P: 12	R: 0	H: 0	E: 0	LOB: 0	K: 1	P: 9	R: 0	H: 1	E: 0	LOB: 1	K: 1	P: 14	R: 0	H: 0	E: 0	LOB: 1	K: 2	P: 20
PITCHER	IP	WLS	BF	H	R	ER	SO	BB	IBB	HBP	BLK	WP	HR	S	P	ERA	WHIP																															
Joey Hamilton, R ERA: 4.5 (1, 1)	6.0	L	23	5	3	3	6	0	0	1	0	0	0	56	79	4.50	0.833																															
Willie Blair, R ERA: (7, 1)	2.0		8	1	0	0	3	2	0	0	0	0	0	18	34	0.00	1.500																															

BOTTOM

San Diego Padres @ St. Louis Cardinals
Busch Stadium, St. Louis, MO
 Tue Oct 01 1996, 3:33 AM CDT
 Att. 54,193 - Sunny - 80 F

livebaseballscorecards.com

AB	28
R	3
H	6
RBI	3
BB	2
SO	9
LOB	8



WP: 0	PA: 31
PB: 0	
SB: 2	
CS: 2	

Batter	1	2	3	4	5	6	7	8	9	AB R H RBI BB SO LOB	TOP
--------	---	---	---	---	---	---	---	---	---	----------------------	-----

Rickey Henderson, R OBP: 0.556, SLG: 0.857 (1, 7)	2-3 			1-3 		1-1 		4-2 		3 1 1 0 1 2 0	
Tony Gwynn, L OBP: 0.375, SLG: 0.500 (1, 9)	0-1 			1-2 		1-0 		0-0 		3 0 1 1 0 0 0	
Steve Finley, L OBP: 0.250, SLG: 0.143 (1, 8)	3-3 			0-3 		0-0 		0-0 		4 0 0 1 0 2 2	

Ken Caminiti, S OBP: 0.375, SLG: 0.667 (1, 5)			0-3 		1-2 	1-1 		4-0 		3 1 1 1 1 1 1	
Wally Joyner, L OBP: 0.143, SLG: 0.143 (1, 3) Trevor Hoffman, R (8, 1)			0-3 		3-3 		2-1 	1-0 		4 0 0 0 0 2 2 0 0 0 0 0 0 0	
John Flaherty, R (1, 2)			3-2 		0-3 		0-2 	0-0 		4 0 0 0 0 1 0	

Chris Gomez, R OBP: 0.125, SLG: 0.125 (1, 6)				0-0 		1-0 		3-2 		4 0 1 0 0 1 0	
Jody Reed, R OBP: 0.143, SLG: 0.143 (1, 4) Greg Vaughn, R (9, PH)				2-1 		1-3 		1-1 		3 0 0 0 0 1 1 1 0 0 0 0 0 0	
Scott Sanders, R (1, 1) Dario Veras, R (5, 1) Chris Gwynn, L OBP: 1.000, SLG: 1.000 (6, PH) Tim Worrell, R (6, 1) Scott Livingstone, L OBP: 0.500, SLG: 0.500 (8, PH) Doug Bochtler, R (8, 1) Archi Cianfrocco, R (8, 3)				2-2 		1-1 		3-1 		1 0 0 0 0 0 0 0 0 0 0 0 0 0 1 1 1 0 0 0 0 0 0 0 0 0 0 0 1 1 1 0 0 0 0 0 0 0 0 0 0 0 0 0 0 0 0 0 0	

Inning Stats	R: 0 E: 0 K: 2 S: 9	H: 0 LOB: 0 BB: 0 P: 14	R: 0 E: 0 K: 2 S: 9	H: 0 LOB: 0 BB: 0 P: 12	R: 0 E: 0 K: 0 S: 8	H: 0 LOB: 0 BB: 0 P: 12	R: 0 E: 0 K: 2 S: 9	H: 0 LOB: 0 BB: 0 P: 11	R: 1 E: 0 K: 2 S: 10	H: 1 LOB: 0 BB: 0 P: 15	R: 2 E: 1 K: 1 S: 11	H: 3 LOB: 1 BB: 0 P: 16	R: 0 E: 0 K: 0 S: 10	H: 1 LOB: 1 BB: 0 P: 16	R: 1 E: 0 K: 0 S: 8	H: 1 LOB: 2 BB: 2 P: 20	R: 0 E: 0 K: 1 S: 6	H: 0 LOB: 0 BB: 0 P: 9	1B: 5 2B: 0 3B: 0 HR: 1	SF: 0 SAC: 1 DP: 0 HBP: 0	WP: 0 PB: 0 SB: 0 CS: 0	PA: 35
--------------	------------------------------	----------------------------------	------------------------------	----------------------------------	------------------------------	----------------------------------	------------------------------	----------------------------------	-------------------------------	----------------------------------	-------------------------------	----------------------------------	-------------------------------	----------------------------------	------------------------------	----------------------------------	------------------------------	---------------------------------	----------------------------------	------------------------------------	----------------------------------	--------

PITCHER	IP	WLS	BF	H	R	ER	SO	BB	IBB	HBP	BLK	WP	HR	S	P	ERA	WHIP
Andy Benes, R ERA: 5.14 (1, 1)	7.0		28	6	4	4	9	1	0	0	0	0	1	71	108	5.14	1.000
Rick Honeycutt, L ERA: (8, 1)	1.0	W	4	0	0	0	0	0	1	0	0	0	0	3	8	0.00	0.000
Dennis Eckersley, R ERA: (9, 1)	1.0	S	3	0	0	0	1	0	0	0	0	0	0	6	9	0.00	0.000

San Diego Padres @ St. Louis Cardinals
 Busch Stadium, St. Louis, MO
 Thu Oct 03 1996, 3:33 AM CDT
 Att. 56,752 - Sunny - 64 F

livebaseballscorecards.com

AB	32
R	4
H	6
RBI	3
BB	2
SO	10
LOB	6



Batter	1	2	3	4	5	6	7	8	9
Ozzie Smith, S OBP: 0.750, SLG: 0.500 (1, 6)	4-0 BB		4-2 BB		0-2 BB 1B		2-0 F8		
Willie McGee, S OBP: 0.250, SLG: 0.143 (1, 8)	2-3 K		0-0 1B		4-1 BB		1-1 F8		
Ron Gant, R OBP: 0.500, SLG: 0.500 (1, 7)	2-0 F7		1-0 P4		2-2 BB		0-0 G1-3		
Brian Jordan, R OBP: 0.250, SLG: 0.143 (1, 9)	1-3 K		2-2 G3		0-3 K		4-0 WP G5-3 BB		
Gary Gaetti, R OBP: 0.143, SLG: 0.571 (1, 5)		0-0 F7		1-0 F8		1-1 G1-3	3-2 G5-3		
John Mabry, L (1, 3)		1-3 K		2-1 G3		0-2 G3	4-0 WP IBB		
Tom Pagnozzi, R OBP: 0.143, SLG: 0.143 (1, 2)		0-0 F8		2-3 K		2-2 1B	1-1 G1-4-3		
Luis Alica, S OBP: 0.429, SLG: 0.667 (1, 4)			4-0 SH1-4 BB		3-1 F8	1-3 K	2-1 F9		
Dennis Eckersley, R (9, 1)									
Andy Benes, R OBP: 0.500, SLG: 0.500 (1, 1)			2-2 SH1-4		1-2 BB 1B	1-3 K			
Rick Honeycutt, L (8, 1)									
Mike Gallego, R (9, 4)									

Inning Stats	R: 0	H: 0	E: 0	K: 2	S: 7	R: 0	H: 0	E: 0	K: 1	S: 5	R: 1	H: 1	E: 0	K: 0	S: 11	R: 0	H: 0	E: 0	K: 1	S: 7	R: 3	H: 3	E: 0	K: 1	S: 18	R: 0	H: 1	E: 0	K: 2	S: 12	R: 0	H: 0	E: 0	K: 0	S: 4	R: 1	H: 0	E: 0	K: 0	S: 7
	LOB: 1	BB: 1	BB: 1	BB: 1	BB: 1	LOB: 0	LOB: 2	LOB: 0	LOB: 0	LOB: 0	LOB: 0	LOB: 2	LOB: 1	LOB: 1	LOB: 0	LOB: 1	LOB: 1	LOB: 0	LOB: 1	LOB: 0	LOB: 0	LOB: 0	LOB: 1	LOB: 1	LOB: 0	LOB: 0	LOB: 0	LOB: 1	LOB: 0	LOB: 0	LOB: 0	LOB: 0	LOB: 0	LOB: 0	LOB: 1	LOB: 2	LOB: 1	LOB: 0	LOB: 0	

PITCHER	IP	WLS	BF	H	R	ER	SO	BB	IBB	HBP	BLK	WP	HR	S	P	ERA	WHIP
Scott Sanders, R ERA: 8.31 (1, 1)	4.1		20	3	4	4	4	4	0	0	0	0	0	39	75	8.31	1.615
Dario Veras, R ERA: (5, 1)	0.2		3	1	0	0	1	0	0	0	0	0	0	9	12	0.00	1.500
Tim Worrell, R ERA: (6, 1)	2.0		7	1	0	0	2	0	0	0	0	0	0	16	23	0.00	0.500
Doug Bochtler, R ERA: 27.0 (8, 1)	0.1	L	3	0	1	1	0	1	1	0	0	0	0	3	14	27.00	3.000
Trevor Hoffman, R ERA: (8, 1)	0.2		2	0	0	0	0	0	0	0	0	1	0	4	7	0.00	0.000

BOTTOM


San Diego Padres @ St. Louis Cardinals
 Busch Stadium, St. Louis, MO

Thu Oct 03 1996, 3:33 AM CDT
 Att: 56,752 - Sunny - 64 F

AB	R	H	RBI	BB	SO	LOB
2	1	1	0	2	0	0
3	1	1	1	1	1	1
4	0	1	3	0	0	3
3	1	0	0	1	2	4
4	0	0	0	0	0	2
3	0	0	0	1	1	0
4	0	1	1	0	1	1
3	1	0	0	1	1	2
0	0	0	0	0	0	0
2	1	1	0	0	1	1
0	0	0	0	0	0	0
0	0	0	0	0	0	0

AB	28
R	5
H	5
RBI	5
BB	6
SO	7
LOB	14

WP: 1 PA: 35
 PB: 0
 SB: 0
 CS: 0



Batter	1	2	3	4	5	6	7	8	9	AB R H RBI BB SO LOB	TOP															
Royce Clayton, R (1, 6) OBP: 0.556, SLG: 0.333	4-1 1B BB		0-0 FC3-6 1B		2-1 E5 WP		4-1 G6-4-3 1B BB	2-1 G5-3		3 1 1 0 2 0 3																
Willie McGee, S (1, 8) OBP: 0.182, SLG: 0.100 Mark Petkovskik, R (5, 1) Mark Sweeney, L (7, PH) Rick Honeycutt, L (7, 1) T.J. Mathews, R (8, 1) Ozzie Smith, S (9, PH) Dennis Ekersley, R (9, 1)	1-3 SAFE K		0-0 FC3-6		1-0 F8		1-1 G6-4-3 1B	2-1 L7		3 0 0 0 0 1 3 0 0 0 0 0 0 0 1 0 0 1 0 1 0 0 0 0 0 0 0 0 0 0 0 0 0 0 0																
Ron Gant, R (1, 7) OBP: 0.538, SLG: 0.800	0-0 1B 1-2 P3-2 1B		2-2 F8		1-0 HR		2-1 G6-4-3	4-2 HR BB		4 2 2 1 1 0 3																
Brian Jordan, R (1, 9) OBP: 0.385, SLG: 0.583	2-0 1B 1-3 2-H		1-1 G5-3		1-0 3B 1B		1-2 P8	3-2 HR		5 2 3 3 0 0 1																
Gary Gaetti, R (1, 5) OBP: 0.091, SLG: 0.364 Miguel Mejia, R (8, PR) Mike Gallego, R (8, 5)	1-0 P3-2 3-H		3-3 K		0-3 K		2-2 E5 BB SH1-4	1-3 K		4 0 0 0 0 2 3 0 0 0 0 0 0 0 1 0 0 0 0 0 1 0																
John Mabry, L (1, 3) OBP: 0.364, SLG: 0.500		0-1 G4-3		1-2 1B		2-0 1B 3B	0-0 SH1-4	0-0 1B 1B		4 1 3 1 0 0 0																
Tom Pagnozzi, R (1, 2) OBP: 0.333, SLG: 0.273		2-2 G6-3		0-0 G5-3		1-0 FC3-6 1B	4-0 BB IBB	1-2 1B		4 0 2 1 1 0 1																
Luis Alicea, S (1, 4) OBP: 0.250, SLG: 0.364		0-3 K		1-3 K		1-0 FC3-6 CS	1-2 F9	2-3 K		5 0 0 0 0 3 5																
Donovan Osborne, S (1, 1) Ray Lankford, L (5, PH) (5, 8)			1-1 G3		2-2 G4-3	2-2 CS	3-2 1B BB G6-4-3 1B	4-2 BB		1 0 0 0 0 0 0 2 1 1 0 1 0 0																
Inning Stats	R: 1 H: 2 E: 0 LOB: 1 K: 1 BB: 1 S: 8 P: 16	R: 0 H: 0 E: 0 LOB: 0 K: 1 BB: 0 P: 10	R: 0 H: 1 E: 0 LOB: 1 K: 0 BB: 0 P: 10	R: 0 H: 1 E: 0 LOB: 1 K: 1 BB: 0 P: 15	R: 0 H: 0 E: 1 LOB: 1 K: 1 BB: 0 P: 16	R: 3 H: 4 E: 0 LOB: 0 K: 1 BB: 0 P: 18	R: 1 H: 2 E: 0 LOB: 1 K: 0 BB: 1 P: 23	R: 0 H: 0 E: 1 LOB: 3 K: 0 BB: 2 P: 24	R: 2 H: 3 E: 0 LOB: 2 K: 2 BB: 1 P: 28	1B: 10 SF: 0 2B: 1 SAC: 1 3B: 1 DP: 2 HR: 2 HBP: 0	WP: 1 PA: 45 PB: 0 SB: 1 CS: 1															
PITCHER	IP WLS BF H R ER SO BB IBB HBP BLK WP HR S P ERA WHIP											PITCHER	IP WLS BF H R ER SO BB IBB HBP BLK WP HR S P ERA WHIP													
Andy Ashby, R (1, 1) ERA: 6.75	5.1	24	7	4	4	5	1	0	0	0	1	1	49	77	6.75	1.500										
Tim Worrell, R (6, 1) ERA: 2.45	1.2	8	3	1	1	0	1	0	0	0	0	0	20	36	5.40	2.400										
Fernando Valenzuela, L (8, 1) ERA:	0.2	4	0	0	0	0	1	1	0	0	0	0	6	15	0.00	1.500										
Dario Veras, R (8, 1) ERA:	0.1	1	0	0	0	0	0	0	0	0	0	0	2	4	0.00	0.000										
Trevor Hoffman, R (9, 1) ERA: 10.8	1.0	L	7	3	2	2	1	0	0	0	0	1	16	28	18.00	4.000										

St. Louis Cardinals @ San Diego Padres
 Jack Murphy Stadium, San Diego, CA
 Sat Oct 05 1996, 10:05 PM EDT
 Att. 53,899 - Sunny - 70 F

AB	38
R	7
H	13
RBI	6
BB	5
SO	7
LOB	19



Batter	1	2	3	4	5	6	7	8	9	AB R H RBI BB SO LOB
Rickey Henderson, R (1, 7) OBP: 0.429, SLG: 0.583	2-1 F8	3-2 F9		1-3 K			3-2 P4		3-1 DI 1B	5 0 1 0 0 1 4
Tony Gwynn, L (1, 9) OBP: 0.308, SLG: 0.385	2-2 K		1-0 G4-3	1-3 K			0-1 1B		0-2 L6	5 0 1 0 0 2 3
Steve Finley, L (1, 8) OBP: 0.154, SLG: 0.083	1-1 G1-3		2-2 P7		2-2 G3		1-3 K		0-0 F8	5 0 0 0 0 1 2
Ken Caminiti, S (1, 5) OBP: 0.417, SLG: 1.200		2-3 K	1-2 HR		1-1 L7			0-1 HR		4 2 2 2 0 1 0
Archi Cianfrocco, R (1, 3) OBP: 0.333, SLG: 0.333 Tim Worrell, R (8, 1) Fernando Valenzuela, L (8, 1) Dario Veras, R (8, 1) Greg Vaughn, R (8, PH) John Flaherty, R (9, 2)		3-1 1B FC1 1B	3-2 F8		3-3 K			0-3 K		3 1 1 0 0 1 0 1 0 0 0 0 1 0 0 0 0 0 0 0 0
Brian Johnson, R (1, 2) OBP: 0.375, SLG: 0.500 Luis Lopez, S (8, PR) Trevor Hoffman, R (9, 1)		2-1 1B FC1 1B	1-2 1B 1B		1-1 F8			0-0 2B		4 2 3 0 0 0 0 0 0 0 0 0 0 0 0 0 0 0 0 0 0
Chris Gomez, R (1, 6) OBP: 0.167, SLG: 0.167		0-2 FC1 1B	0-1 SH5-4 1B		2-2 G6-3			1-3 K		4 0 1 1 0 1 2
Jody Reed, R (1, 4) OBP: 0.273, SLG: 0.364		1-2 3-H 2B	1-1 SH5-4 1B		1-0 G6-3			1-0 F9		4 0 2 2 0 0 1
Andy Ashby, R (1, 1) Wally Joyner, L (6, 3) OBP: 0.111, SLG: 0.111		0-3 K	1-0 SH5-4				0-1 F8		1-2 F8	1 0 0 0 0 1 2 2 0 0 0 0 0 0

Inning Stats	R: 0	H: 0	E: 0	K: 1	S: 7	LOB: 0	BB: 0	P: 12	R: 2	H: 3	E: 0	K: 2	S: 22	LOB: 2	BB: 0	P: 34	R: 1	H: 1	E: 0	K: 0	S: 11	LOB: 0	BB: 0	P: 18	R: 1	H: 3	E: 0	K: 2	S: 14	LOB: 2	BB: 0	P: 19	R: 0	H: 0	E: 0	K: 1	S: 9	LOB: 0	BB: 0	P: 15	R: 0	H: 0	E: 0	K: 0	S: 6	LOB: 0	BB: 0	P: 10	R: 0	H: 1	E: 0	K: 1	S: 10	LOB: 1	BB: 0	P: 14	R: 1	H: 2	E: 0	K: 2	S: 10	LOB: 1	BB: 0	P: 12	R: 0	H: 1	E: 0	K: 0	S: 9	LOB: 1	BB: 0	P: 13	1B: 7	SF: 0	2B: 2	SAC: 1	3B: 0	DP: 0	HR: 2	HBP: 0	WP: 0	PA: 39
--------------	------	------	------	------	------	--------	-------	-------	------	------	------	------	-------	--------	-------	-------	------	------	------	------	-------	--------	-------	-------	------	------	------	------	-------	--------	-------	-------	------	------	------	------	------	--------	-------	-------	------	------	------	------	------	--------	-------	-------	------	------	------	------	-------	--------	-------	-------	------	------	------	------	-------	--------	-------	-------	------	------	------	------	------	--------	-------	-------	-------	-------	-------	--------	-------	-------	-------	--------	-------	--------

PITCHER	IP	WLS	BF	H	R	ER	SO	BB	IBB	HBP	BLK	WP	HR	S	P	ERA	WHIP
Donovan Osborne, L (1, 1) ERA: 9.0	4.0		20	7	4	4	5	0	0	0	0	0	1	54	83	9.00	1.750
Mark Petkovsek, R (5, 1) ERA:	2.0		6	0	0	0	1	0	0	0	0	0	0	15	25	0.00	0.000
Rick Honeycutt, L (7, 1) ERA: 3.38	1.0		5	2	1	1	1	0	0	0	0	0	1	12	16	9.00	2.000
T.J. Mathews, R (8, 1) ERA:	1.0	W	4	1	0	0	2	0	0	0	0	0	0	8	10	0.00	1.000
Dennis Eckersley, R (9, 1) ERA:	1.0	S	4	1	0	0	0	0	0	0	0	0	0	9	13	0.00	1.000

BOTTOM

St. Louis Cardinals @ San Diego Padres
Jack Murphy Stadium, San Diego, CA
Sat Oct 05 1996, 10:05 PM EDT
Att: 53,899 - Sunny - 70 F

livebaseballscorecards.com

AB	38
R	5
H	11
RBI	5
BB	0
SO	9
LOB	14

