

# San Diego Padres - 1996


Batter	1	2	3	4	5	6	7	8	9	10	AB	R	H	RBI	BB	SO	LOB	TOP						
Rickey Henderson, R (1, 7) OBP: 0.400, SLG: 0.500	K		P6		G5-3			G6-3			4	0	0	0	1	1	1	<b>San Diego Padres @ Chicago Cubs</b> Wrigley Field, Chicago, IL Mon Apr 01 1996, 3:33 AM CST Att. 38,734 - Sunny - 38 F						
Steve Finley, L (1, 8) OBP: 0.400, SLG: 0.500	K		K			F8		G4-3		G3	5	0	0	0	0	2	2							
Tony Gwynn, L (1, 9) OBP: 0.400, SLG: 0.500	2B			L7		G4-3			G5-3		4	0	1	0	1	0	0							
Ken Caminiti, S (1, 5) OBP: 0.200, SLG: 0.200	L5			L8		G4-3			G5-3	IBB	5	1	1	0	0	1	4							
Wally Joyner, L (1, 3) OBP: 0.750, SLG: 1.000		G3 WP					G4-3		G6-3	2B	3	1	2	1	1	0	0							
Brad Ausmus, R (1, 2)		G3			BB		F8		G6-3		4	0	0	0	0	1	3							
Andujar Cedeno, R (1, 6) OBP: 0.250, SLG: 0.250		G1-6-3				G4-3 S		G6-3		K	4	1	1	0	0	1	1							
Jody Reed, R (1, 4) OBP: 0.500, SLG: 0.333		G6-3			G4-3			G6-3	G3	BB	3	1	1	0	1	0	1							
Andy Ashby, R (1, 1)				G4-3		SH1-3		G3			1	0	0	0	1	0	0							
Chris Gwynn, L (8, PH)									SAFE	K	1	0	0	0	0	0	1							
Willie Blair, R (8, 1)											0	0	0	0	0	0	0							
Scott Livingstone, L (10, PH)											1	0	0	0	0	1	1							
Trevor Hoffman, R (10, 1)											0	0	0	0	0	0	0							
<b>Inning Stats</b>	R: 0 E: 0 K: 2 S: 11	H: 1 LOB: 1 BB: 0 P: 16	R: 1 E: 0 K: 0 S: 8	H: 1 LOB: 0 BB: 0 P: 16	R: 0 E: 0 K: 1 S: 7	H: 0 LOB: 0 BB: 0 P: 11	R: 0 E: 0 K: 1 S: 10	H: 0 LOB: 1 BB: 1 P: 20	R: 1 E: 0 K: 0 S: 6	H: 0 LOB: 0 BB: 0 P: 12	R: 0 E: 0 K: 0 S: 7	H: 0 LOB: 0 BB: 0 P: 13	R: 0 E: 0 K: 0 S: 6	H: 0 LOB: 0 BB: 0 P: 9	R: 1 E: 0 K: 0 S: 9	H: 0 LOB: 1 BB: 1 P: 15	R: 1 E: 0 K: 1 S: 15	H: 2 LOB: 1 BB: 0 P: 23	R: 0 E: 0 K: 2 S: 12	H: 1 LOB: 3 BB: 2 P: 23	1B: 4 2B: 2 3B: 0 HR: 0	SF: 0 SAC: 1 DP: 0 HBP: 0	WP: 3 PB: 0 SB: 1 CS: 0	PA: 40
<b>PITCHER</b>	IP WLS BF H R ER SO ERA WHIP	8.0 1.1 29 3 3 3 4 3.38 0.625	1.1 1.1 8 3 1 1 2 1 0 0 0 0 21 34 6.75 3.000	0.2 W 3 0 0 0 1 0 1 0 0 0 0 6 12 0.00 0.000	<b>PITCHER</b>										IP WLS BF H R ER SO ERA WHIP									

AB	35
R	4
H	6
RBI	2
BB	4
SO	7
LOB	14



Batter	1	2	3	4	5	6	7	8	9	10	AB	R	H	RBI	BB	SO	LOB	BOTTOM				
Brian McRae, S (1, 8) OBP: 0.250, SLG: 0.250	G4-3		K			G3-1		SH5-4			4	0	1	0	0	1	1	<b>San Diego Padres @ Chicago Cubs</b> Wrigley Field, Chicago, IL Mon Apr 01 1996, 3:33 AM CST Att. 38,734 - Sunny - 38 F				
23 Ryne Sandberg, R (1, 4)	F7				G5-3	G1-3		1B		BB	3	0	0	0	2	0	0					
Mark Grace, L (1, 3) OBP: 0.400, SLG: 0.400	K				L9	G4-3					5	0	2	1	0	1	0					
Sammy Sosa, R (1, 9) OBP: 0.250, SLG: 0.250		G6-3			G1-3			K			4	1	1	0	0	1	2					
Luis Gonzalez, L (1, 7)		K			F8			L8			4	0	0	0	0	1	1					
Scott Servais, R (1, 2) OBP: 0.250, SLG: 1.000		F8			L8			HR			4	1	1	2	0	1	0					
José Hernández, R (1, 5) OBP: 0.500, SLG: 0.333			F8 S			HR		K			3	1	1	0	1	2	0					
Rey Sanchez, R (1, 6) OBP: 0.500, SLG: 1.250			F8			L6					4	2	2	2	0	0	1					
Jaime Navarro, R (1, 1)								SH5-4			2	0	0	0	0	1	1					
Scott Bissett, L (8, PH)											0	0	0	0	1	0	0					
Doug Jones, R (9, 1)											0	0	0	0	0	0	0					
Bob Patterson, R (10, 1)											1	0	0	0	0	1	1					
<b>Inning Stats</b>	R: 0 E: 0 K: 1 S: 7	H: 0 LOB: 0 BB: 0 P: 11	R: 0 E: 0 K: 1 S: 8	H: 0 LOB: 0 BB: 0 P: 9	R: 0 E: 0 K: 2 S: 13	H: 1 LOB: 1 BB: 0 P: 20	R: 0 E: 0 K: 0 S: 6	H: 0 LOB: 0 BB: 0 P: 9	R: 2 E: 0 K: 1 S: 10	H: 2 LOB: 0 BB: 0 P: 15	R: 0 E: 0 K: 1 S: 5	H: 0 LOB: 0 BB: 0 P: 7	R: 0 E: 0 K: 1 S: 8	H: 1 LOB: 2 BB: 2 P: 19	R: 0 E: 0 K: 2 S: 7	H: 0 LOB: 0 BB: 0 P: 8	R: 1 E: 0 K: 1 S: 16	H: 3 LOB: 3 BB: 1 P: 27	1B: 6 2B: 0 3B: 0 HR: 2	SF: 0 SAC: 1 DP: 0 HBP: 0	WP: 0 PB: 0 SB: 1 CS: 0	PA: 39
<b>PITCHER</b>	IP WLS BF H R ER SO ERA WHIP	7.0 5.14 26 4 4 4 5 5.14 0.714	2.0 8 1 0 0 3 2 0 0 0 0 15 27 0.00 1.500	0.1 L 5 3 1 1 1 1 0 0 0 0 16 27 27.00 12.000	<b>PITCHER</b>										IP WLS BF H R ER SO ERA WHIP							

AB	34
R	5
H	8
RBI	5
BB	4
SO	9
LOB	7



Batter	1	2	3	4	5	6	7	8	9	AB	R	H	RBI	BB	SO	LOB	TOP											
Rickey Henderson, R (1.7) FC	1-3 K	2-1 L6		1-3 K			3-2 G6-3		4-1 G4-6-3 BB	4	0	0	0	1	2	1	<b>San Diego Padres @ Chicago Cubs</b> Wrigley Field, Chicago, IL Wed Apr 03 1996, 3:33 AM CST Att: 29,638 - Sunny - 50 F											
Steve Finley, L (1.8) X	0-0 L7		4-2 1B HR BB	1-0 G3			0-1 E7 1B FC6-4		0-1 G4-6-3 1-2	4	2	0	0	1	0	1												
Tony Gwynn, L (1.9) C X OBP: 0.700, SLG: 0.750	0-1 BB 1B		3-1 1B HR 1B		4-0 G4-6-3 BB		1-0 FC6-4 1B		0-0 2B 1B	4	1	4	0	1	0	0												
Ken Caminiti, S (1.5) C F OBP: 0.400, SLG: 0.778	4-2 1B BB		0-0 HR		2-1 G4-6-3 1-2		0-0 FC6-4 FC4-6		0-1 1B 2B	4	1	2	4	1	0	2												
Wally Joyner, L (1.3) X OBP: 0.556, SLG: 1.000	1-0 1B		1-3 K		3-2 HR		1-3 FC4-6 1-2		3-3 K	5	1	2	1	0	2	3												
Brad Ausmus, R (1.2) X OBP: 0.250, SLG: 0.750		0-0 1B 2B	0-0 HR		1-0 L9				3-1 F9	4	2	2	1	0	0	0												
Andujar Cedeno, R (1.6) X OBP: 0.125, SLG: 0.125		0-0 L4	0-0 G5-3				2-3 K		1-3 K	4	0	0	0	0	2	1												
Jody Reed, R (1.4) C OBP: 0.375, SLG: 0.429		1-2 G4-3	0-2 L4				2-1 L9		0-0 2B	4	0	1	0	0	0	1												
Joe Hamilton, R (5. Ph) Todd Stevenson, R (6. Ph) Willie Blair, R (6. Ph) Fernando Valenzuela, L (7. Ph) Scott Livingstone, L (8. Ph) Scott Sanders, R (8. Ph) Trevor Hoffman, R (8. Ph)		1-1 2H 1B		1-3 K2-3			3-3 K		1-1 G6-3	2	0	1	1	0	1	0												
<b>Inning Stats</b>	R: 0 E: 0 K: 1 S: 12	H: 2 LOB: 2 BB: 1 P: 18	R: 1 E: 0 K: 0 S: 10	H: 2 LOB: 1 BB: 0 P: 14	R: 4 E: 0 K: 1 S: 16	H: 3 LOB: 0 BB: 1 P: 24	R: 0 E: 0 K: 2 S: 7	H: 0 LOB: 0 BB: 0 P: 10	R: 1 E: 0 K: 0 S: 6	H: 1 LOB: 0 BB: 1 P: 16	R: 0 E: 0 K: 2 S: 8	H: 0 LOB: 0 BB: 0 P: 15	R: 1 E: 1 K: 0 S: 9	H: 1 LOB: 1 BB: 0 P: 12	R: 0 E: 0 K: 1 S: 9	H: 1 LOB: 1 BB: 1 P: 14		R: 0 E: 0 K: 1 S: 9	H: 2 LOB: 2 BB: 1 P: 16	1B: 6 2B: 3 3B: 0 HR: 3	SF: 0 SAC: 0 DP: 2 HBP: 0	WP: 0 PB: 0 SB: 0 CS: 0	PA: 41					
<b>PITCHER</b>	IP WLS BF H R ER SO BB IBB HBP BLK WP HR S P ERA WHIP	4.0 L 21 7 6 6 4 3 0 0 0 0 2 45 70 13.50 2.500	1.0 3 1 0 0 0 0 0 0 0 0 0 1 6 12 0.00 1.000	1.0 3 0 0 0 2 0 0 0 0 0 0 8 15 0.00 0.000	2.0 9 2 1 0 1 0 0 0 0 0 0 18 26 0.00 1.000	1.0 5 2 0 0 1 1 0 0 0 0 0 9 16 0.00 3.000	<b>PITCHER</b>								IP WLS BF H R ER SO BB IBB HBP BLK WP HR S P ERA WHIP	4.0 L 21 7 6 6 4 3 0 0 0 0 2 45 70 13.50 2.500	1.0 3 1 0 0 0 0 0 0 0 0 0 1 6 12 0.00 1.000	1.0 3 0 0 0 2 0 0 0 0 0 0 8 15 0.00 0.000	2.0 9 2 1 0 1 0 0 0 0 0 0 18 26 0.00 1.000	1.0 5 2 0 0 1 1 0 0 0 0 0 9 16 0.00 3.000	2.3 K	1.3 K	0.0 2B	1.1 G6-3	1B: 6 2B: 3 3B: 0 HR: 3	SF: 0 SAC: 0 DP: 2 HBP: 0	WP: 0 PB: 0 SB: 0 CS: 0	PA: 41

Batter	1	2	3	4	5	6	7	8	9	AB	R	H	RBI	BB	SO	LOB	BOTTOM											
Brian McRae, S (1.8) C OBP: 0.444, SLG: 0.500	4-2 FC3-6 BB	1-0 G4-3			2-2 1B 2B		2-3 K	3-2 2B 1B		4	1	2	1	1	1	3	<b>San Diego Padres @ Chicago Cubs</b> Wrigley Field, Chicago, IL Wed Apr 03 1996, 3:33 AM CST Att: 29,638 - Sunny - 50 F											
23 Ryne Sandberg, R (1.4) C F OBP: 0.500, SLG: 0.500	3-1 F7		2-2 P2		2-3 K		1-3 K	2-3 K 1B		5	0	0	0	0	3	3												
Mark Grace, L (1.3) X OBP: 0.500, SLG: 0.500	0-0 FC3-6 WP 1-2		2-2 FC4-6 1B		1-0 HR 1B 2H		1-1 1B		0-0 F7	5	1	3	1	0	0	1												
Sammy Sosa, R (1.9) C OBP: 0.333, SLG: 0.667	3-3 K 1-2		1-2 FC4-6 1-2		1-1 HR 1H		1-1 1B		1-3 K	5	1	2	2	0	2	2												
Luis Gonzalez, L (1.7) X OBP: 0.375, SLG: 1.143		0-0 F7	2-3 K		2-1 G1-3		2-3 K		0-2 K	3	0	0	0	0	1	1												
Ozzie Timmons, R (7. Ph) (8. Ph)										2	0	0	0	0	2	2												
Scott Servais, R (1.2) C OBP: 0.375, SLG: 1.143		4-2 E BB BB		2-2 G6-3			1-2 G1-3		2-1 HR	3	1	1	1	1	0	0												
José Hernández, R (1.5) C F OBP: 0.500, SLG: 0.200		4-0 E BB		1-1 G5-3			4-1 WP BB		3-3 K	2	0	0	0	2	1	0												
Rey Sanchez, R (1.6) X OBP: 0.250, SLG: 0.625		0-1 E5		1-0 G5-3			2-3 K 1-2		0-1 F9	4	0	0	0	0	1	3												
Frank Castillo, R (1. Ph) Larry Casian, R (5. Ph) Leo Gomez, R (5. Ph) Turk Wendell, L (6. Ph) Brooks Kieschnick, L (7. Ph) Rodney Myers, R (8. Ph) Scott Bullett, L (8. Ph) Bob Patterson, R (8. Ph)		1-3 K			1-0 G5-3		2-3 K		4-2 S 1B BB	1	0	0	0	0	1	3												
<b>Inning Stats</b>	R: 0 E: 0 K: 1 S: 8	H: 0 LOB: 1 BB: 1 P: 18	R: 0 E: 1 K: 1 S: 9	H: 0 LOB: 3 BB: 2 P: 19	R: 0 E: 0 K: 0 S: 17	H: 1 LOB: 0 BB: 0 P: 24	R: 0 E: 0 K: 0 S: 7	H: 0 LOB: 0 BB: 0 P: 11	R: 3 E: 0 K: 1 S: 15	H: 3 LOB: 0 BB: 0 P: 24	R: 0 E: 0 K: 2 S: 10	H: 0 LOB: 1 BB: 1 P: 19	R: 0 E: 0 K: 3 S: 13	H: 2 LOB: 2 BB: 0 P: 20	R: 2 E: 0 K: 2 S: 16	H: 2 LOB: 1 BB: 1 P: 30	R: 0 E: 0 K: 2 S: 8	H: 0 LOB: 0 BB: 0 P: 9	1B: 5 2B: 1 3B: 0 HR: 2	SF: 0 SAC: 0 DP: 0 HBP: 0	WP: 2 PB: 0 SB: 2 CS: 0	PA: 41						
<b>PITCHER</b>	IP WLS BF H R ER SO BB IBB HBP BLK WP HR S P ERA WHIP	5.0 W 23 4 3 3 4 3 0 0 0 1 1 56 96 0.00 1.800	1.2 8 2 0 0 4 1 0 0 0 0 1 0 20 34 0.00 1.800	0.1 1 0 0 0 1 0 0 0 0 0 0 3 5 0.00 0.000	0.2 5 2 2 2 1 1 0 0 0 0 1 13 25 27.00 4.500	1.1 S 4 0 0 0 3 0 0 0 0 0 0 11 14 0.00 0.000	<b>PITCHER</b>								IP WLS BF H R ER SO BB IBB HBP BLK WP HR S P ERA WHIP	5.0 W 23 4 3 3 4 3 0 0 0 1 1 56 96 0.00 1.800	1.2 8 2 0 0 4 1 0 0 0 0 1 0 20 34 0.00 1.800	0.1 1 0 0 0 1 0 0 0 0 0 0 3 5 0.00 0.000	0.2 5 2 2 2 1 1 0 0 0 0 1 13 25 27.00 4.500	1.1 S 4 0 0 0 3 0 0 0 0 0 0 11 14 0.00 0.000	2.3 K	1.3 K	0.0 2B	1.1 G6-3	1B: 5 2B: 1 3B: 0 HR: 2	SF: 0 SAC: 0 DP: 0 HBP: 0	WP: 2 PB: 0 SB: 2 CS: 0	PA: 41



Batter	1	2	3	4	5	6	7	8	9	AB	R	H	RBI	BB	SO	LOB	TOP								
<b>Rickey Henderson, R</b> OBP: 0.313, SLG: 0.308 (1, 7)										5	1	2	3	1	2	1									
<b>Steve Finley, L</b> OBP: 0.186, SLG: 0.071 (1, 8)										5	1	1	0	1	1	1									
<b>Tony Gwynn, L</b> OBP: 0.625, SLG: 0.714 (1, 9)										6	2	3	2	0	0	2									
<b>Ken Caminiti, S</b> OBP: 0.467, SLG: 0.692 (1, 5)										4	1	2	0	1	0	1									
<b>Wally Joyner, L</b> OBP: 0.714, SLG: 1.100 (1, 3)										2	2	2	0	3	0	0									
<b>Brad Ausmus, R</b> OBP: 0.308, SLG: 0.545 (1, 2)										3	0	0	1	1	0	6									
<b>Andujar Cedeno, R</b> OBP: 0.250, SLG: 0.273 (7, 1)										3	0	2	0	1	3										
<b>Willie Blair, R</b> (7, 1)										0	0	0	0	0	0	0									
<b>Fernando Valenzuela, L</b> (8, PH)										0	0	0	0	0	0	0									
<b>Scott Livingstone, L</b> OBP: 0.333, SLG: 0.333 (8, PH)										1	1	1	1	0	0	0									
<b>Doug Bochtler, R</b> (8, PH)										0	0	0	0	0	0	0									
<b>Jody Reed, R</b> OBP: 0.462, SLG: 0.455 (1, 4)										4	1	2	1	1	1	4									
<b>Bob Tewksbury, R</b> (1, 1)										3	0	0	0	0	2	4									
<b>Craig Shipley, R</b> (7, 6)										2	1	0	0	0	0	3									
<b>Inning Stats</b>	R: 0 E: 0 K: 2 S: 11	H: 2 LOB: 3 BB: 1 P: 21	R: 0 E: 0 K: 3 S: 10	H: 1 LOB: 1 BB: 0 P: 15	R: 0 E: 0 K: 0 S: 4	H: 0 LOB: 0 BB: 0 P: 7	R: 1 E: 0 K: 0 S: 12	H: 3 LOB: 1 BB: 0 P: 18	R: 4 E: 0 K: 1 S: 24	H: 3 LOB: 2 BB: 3 P: 48	R: 0 E: 0 K: 0 S: 8	H: 0 LOB: 0 BB: 1 P: 15	R: 0 E: 0 K: 1 S: 11	H: 2 LOB: 2 BB: 1 P: 20	R: 0 E: 0 K: 0 S: 11	H: 0 LOB: 0 BB: 0 P: 14	R: 5 E: 0 K: 0 S: 15	H: 4 LOB: 2 BB: 2 P: 30	1B: 12 2B: 3 3B: 1 HR: 0	SF: 1 SAC: 0 DP: 2 HBP: 1	WP: 0 PB: 0 SB: 3 CS: 0	PA: 48			
<b>PITCHER</b>	IP	WLS	BF	H	R	ER	SO	BB	IBB	HBP	BLK	WP	HR	S	P	ERA	WHIP								
<b>Darryl Kile, R</b> ERA: 11.25 (1, 1)	4.0	L	23	9	5	5	5	3	0	0	0	0	0	48	85	11.25	3.000								
<b>Doug Brocail, R</b> ERA: (5, 1)	3.0		12	2	0	0	2	3	0	0	0	0	0	32	59	0.00	1.667								
<b>Alvin Morman, L</b> ERA: 10.8 (8, 1)	1.1		6	1	2	2	0	1	0	0	0	0	0	15	22	13.50	1.500								
<b>Mark Small, R</b> ERA: 40.5 (9, 1)	0.2		7	3	3	3	0	1	0	1	0	0	0	11	22	40.50	6.000								

San Diego Padres @ Houston Astros  
Astrodome, Houston, TX  
Fri Apr 05 1996, 8:05 PM EST  
Att: 28,629 - Dome

AB 38  
R 10  
H 15  
RBI 10  
BB 8  
SO 7  
LOB 25



Batter	1	2	3	4	5	6	7	8	9	AB	R	H	RBI	BB	SO	LOB	BOTTOM								
<b>Brian Hunter, R</b> OBP: 0.526, SLG: 0.556 (1, 8)										5	0	2	0	0	0	3									
<b>Craig Biggio, R</b> OBP: 0.294, SLG: 0.267 (1, 4)										3	0	1	0	0	0	2									
<b>5 Jeff Bagwell, R</b> OBP: 0.444, SLG: 0.786 (1, 3)										3	1	1	1	1	1	2									
<b>Derek Bell, R</b> OBP: 0.353, SLG: 0.625 (1, 9)										4	1	0	0	0	1	3									
<b>Derrick May, L</b> OBP: 0.182, SLG: 0.200 (1, 7)										4	1	2	0	0	0	2									
<b>Rick Wilkins, L</b> OBP: 0.273, SLG: 0.200 (1, 2)										3	0	0	0	0	0	1									
<b>Tony Eusebio, R</b> OBP: 0.200, SLG: 0.800 (8, PH) (9, 2)										1	1	1	3	0	0	0									
<b>Bill Spiers, L</b> OBP: 0.333, SLG: 0.500 (1, 5)										4	0	1	0	0	0	0									
<b>Orlando Miller, R</b> OBP: 0.313, SLG: 0.286 (1, 6)										4	0	0	0	0	2	2									
<b>Darryl Kile, R</b> OBP: 0.200, SLG: 1.000 (5, 1)										1	0	1	0	0	0	0									
<b>Doug Brocail, L</b> ERA: 1.35 (7, PH)										0	0	0	0	1	0	0									
<b>Mike Simms, R</b> (8, PH)										0	0	0	0	0	0	0									
<b>Alvin Morman, L</b> (8, 1)										0	0	0	0	0	0	0									
<b>Mark Small, R</b> (9, 1)										0	0	0	0	0	0	0									
<b>John Cangelosi, S</b> (8, PH)										1	0	0	0	0	0	0									
<b>Inning Stats</b>	R: 0 E: 0 K: 0 S: 12	H: 2 LOB: 2 BB: 1 P: 21	R: 0 E: 0 K: 0 S: 6	H: 0 LOB: 0 BB: 0 P: 9	R: 0 E: 0 K: 0 S: 13	H: 2 LOB: 1 BB: 0 P: 19	R: 0 E: 0 K: 1 S: 6	H: 0 LOB: 0 BB: 0 P: 9	R: 0 E: 0 K: 0 S: 6	H: 0 LOB: 0 BB: 0 P: 7	R: 1 E: 0 K: 0 S: 7	H: 1 LOB: 0 BB: 0 P: 8	R: 0 E: 0 K: 1 S: 13	H: 2 LOB: 3 BB: 1 P: 22	R: 3 E: 0 K: 1 S: 11	H: 2 LOB: 0 BB: 0 P: 18	R: 0 E: 0 K: 1 S: 10	H: 0 LOB: 0 BB: 0 P: 13	1B: 7 2B: 0 3B: 0 HR: 2	SF: 0 SAC: 0 DP: 1 HBP: 1	WP: 0 PB: 0 SB: 0 CS: 2	PA: 37			
<b>PITCHER</b>	IP	WLS	BF	H	R	ER	SO	BB	IBB	HBP	BLK	WP	HR	S	P	ERA	WHIP								
<b>Bob Tewksbury, R</b> ERA: 1.35 (1, 1)	6.2	W	27	7	1	1	2	2	0	0	0	0	0	9	17	18.00	1.000								
<b>Willie Blair, R</b> ERA: 3.86 (7, 1)	1.0		5	1	2	2	1	0	0	1	0	0	0	4	5	27.00	3.000								
<b>Fernando Valenzuela, L</b> ERA: 15.5 (8, 1)	0.1		2	1	1	1	0	0	0	0	0	0	1	4	5	27.00	3.000								
<b>Doug Bochtler, R</b> ERA: (9, 1)	1.0		3	0	0	0	1	0	0	0	0	0	0	10	13	0.00	0.000								

San Diego Padres @ Houston Astros  
Astrodome, Houston, TX  
Fri Apr 05 1996, 8:05 PM EST  
Att: 28,629 - Dome

AB 34  
R 4  
H 9  
RBI 4  
BB 2  
SO 4  
LOB 15



Batter	1	2	3	4	5	6	7	8	9	10	11	12	13	AB	R	H	RBI	BB	SO	LOB	TOP							
<b>Rickey Henderson</b> , R OBP: 0.346, SLG: 0.674	 2-1	 3-2		 3-3 2-3 3-H			 2-2		 3-3		 4-1 1-2		 2-1	6	1	2	1	1	2	3								
<b>Steve Finley</b> , L OBP: 0.138, SLG: 0.048	 2-1	 1-0			 1-2		 0-0			 3-2	 0-0		 0-0 2-3 3-H	7	1	0	0	0	0	6								
<b>Tony Gwynn</b> , L OBP: 0.652, SLG: 0.884	 2-0 3-H		 3-2		 2-1			 1-1		 0-0		 4-0		5	1	3	1	2	0	0								
<b>Ken Caminiti</b> , S OBP: 0.409, SLG: 0.750	 0-0		 1-2		 1-2		 1-0			 1-0		 2-3		7	1	2	4	0	1	4								
<b>Wally Joyner</b> , L OBP: 0.667, SLG: 0.867	 1-2		 0-0		 4-0			 2-1		 2-2 1-2		 3-1 1-3		5	0	2	0	1	0	1								
<b>Brad Ausmus</b> , R OBP: 0.263, SLG: 0.412		 0-2			 0-0		 2-0		 0-0		 0-0		 1-1	6	1	1	0	0	0	6								
<b>Andujar Cedeno</b> , R OBP: 0.333, SLG: 0.287		 0-1			 2-0		 1-3			 2-1		 0-0		3	1	2	0	0	1	0								
<b>Jody Reed</b> , R OBP: 0.421, SLG: 0.375		 4-2 1-2			 3-2		 1-1			 3-2		 3-2		5	0	1	0	1	0	2								
<b>Andy Ashby</b> , R OBP: 0.135, SLG: 0.500		 0-0 1-2 2-H			 1-0		 1-1		 2-1		 0-0		 1-0 1-3	2	1	0	0	0	0	3								
<b>Inning Stats</b>	R: 1 E: 0 K: 0 S: 9	H: 2 LOB: 1 BB: 0 P: 16	R: 2 E: 1 K: 0 S: 13	H: 2 LOB: 1 BB: 1 P: 21	R: 0 E: 0 K: 0 S: 8	H: 0 LOB: 0 BB: 12 P: 12	R: 1 E: 0 K: 1 S: 10	H: 2 LOB: 1 BB: 0 P: 18	R: 0 E: 0 K: 0 S: 6	H: 1 LOB: 1 BB: 1 P: 19	R: 0 E: 0 K: 1 S: 6	H: 0 LOB: 0 BB: 0 P: 8	R: 0 E: 0 K: 0 S: 6	H: 0 LOB: 0 BB: 0 P: 9	R: 0 E: 0 K: 1 S: 9	H: 1 LOB: 2 BB: 0 P: 16	R: 0 E: 0 K: 1 S: 13	H: 0 LOB: 0 BB: 0 P: 21	R: 0 E: 0 K: 0 S: 7	H: 1 LOB: 2 BB: 1 P: 14	R: 0 E: 0 K: 1 S: 12	H: 1 LOB: 2 BB: 1 P: 22	R: 4 E: 0 K: 0 S: 13	H: 3 LOB: 0 BB: 1 P: 22	1B: 10 2B: 3 3B: 1 HR: 1	SF: 0 SAC: 0 DP: 0 HBP: 1	WP: 1 PB: 0 SB: 2 CS: 0	PA: 60
<b>PITCHER</b>	IP WLS BF H R ER SO BB IBB HBP BLK WP HR S P ERA WHIP	7.0 29 7 4 4 2 1 1 0 0 1 0 0 103 5.14 1.143	2.2 12 3 0 0 2 0 0 1 0 0 0 30 0.00 1.125	2.1 11 2 0 0 1 2 0 0 0 0 0 20 0.00 1.714	0.1 3 2 2 2 0 0 0 0 0 0 0 5 9 54.00 6.000	0.2 4 1 2 2 0 0 1 0 0 0 0 1 8 13 27.00 1.500																						

**San Diego Padres @ Houston Astros**  
Astrodome, Houston, TX

Sat Apr 06 1996, 8:05 PM EST  
Att: 24,510 - Dome - 68 F

AB	53
R	8
H	15
RBI	6
BB	5
SO	5
LOB	29



Batter	1	2	3	4	5	6	7	8	9	10	11	12	13	AB	R	H	RBI	BB	SO	LOB	BOTTOM							
<b>Brian Hunter</b> , R OBP: 0.460, SLG: 0.500	 3-1		 1-2			 2-1	 1-2	 0-0			 1-0			6	1	2	0	0	0	3								
<b>Craig Biggio</b> , R OBP: 0.391, SLG: 0.368	 4-0		 0-1			 4-2	 1-1		 0-1			 1-0		4	0	2	3	2	0	0								
<b>5 Jeff Bagwell</b> , R OBP: 0.417, SLG: 0.632	 1-1		 1-1			 1-2	 4-0		 1-1		 0-3			5	0	1	0	1	2	2								
<b>Derek Bell</b> , R OBP: 0.275, SLG: 0.476		 1-1			 1-1		 2-3		 0-2			 1-3		5	0	0	0	0	2	5								
<b>Orlando Miller</b> , R OBP: 0.284, SLG: 0.267			 0-3				 1-0		 2-0		 2-0		 2-2	4	0	0	0	0	1	5								
<b>Derrick May</b> , L OBP: 0.133, SLG: 0.143		 1-1			 0-3		 1-2		 1-2		 1-2		 2-2	2	0	0	0	0	1	0								
<b>Jeff Tabaka</b> , R OBP: 0.429, SLG: 0.714			 1-1			 0-0		 1-1		 2-0		 4-0		5	0	1	0	1	1	3								
<b>Sean Berry</b> , R OBP: 0.444, SLG: 0.533		 2-0			 0-0		 1-1		 1-1		 1-0		 3-2	4	0	1	0	1	1	3								
<b>Rick Wilkins</b> , L OBP: 0.267, SLG: 0.286		 2-0				 3-2	 2-1		 1-1		 2-2		 2-3	4	0	1	0	0	2									
<b>James Mouton</b> , R OBP: 0.287, SLG: 0.286						 1-2	 0-0		 1-2				 2-3	2	0	0	0	1	0									
<b>Ricky Gutierrez</b> , R OBP: 0.500, SLG: 0.400			 2-1			 2-1	 4-1		 1-0		 3-3			4	2	2	0	1	1	1								
<b>Shane Reynolds</b> , R OBP: 0.267, SLG: 0.286			 1-1			 2-2	 0-0		 2-1		 1-3			1	0	0	0	0	0	0								
<b>Bill Spiers</b> , R OBP: 0.429, SLG: 0.714			 1-1				 0-0		 2-1		 1-3			1	1	1	0	0	0	0								
<b>John Cangelosi</b> , S OBP: 0.143, SLG: 0.571			 1-2				 1-1		 2-1		 1-3			2	0	0	0	1	2									
<b>Inning Stats</b>	R: 0 E: 0 K: 2 S: 4	H: 0 LOB: 0 BB: 1 P: 12	R: 0 E: 0 K: 0 S: 6	H: 1 LOB: 1 BB: 0 P: 10	R: 1 E: 0 K: 1 S: 13	H: 2 LOB: 1 BB: 0 P: 19	R: 0 E: 0 K: 1 S: 6	H: 0 LOB: 0 BB: 0 P: 7	R: 0 E: 0 K: 0 S: 10	H: 1 LOB: 0 BB: 0 P: 18	R: 0 E: 0 K: 1 S: 13	H: 2 LOB: 3 BB: 1 P: 24	R: 3 E: 0 K: 1 S: 13	H: 3 LOB: 2 BB: 2 P: 29	R: 0 E: 0 K: 0 S: 6	H: 1 LOB: 2 BB: 1 P: 14	R: 0 E: 0 K: 0 S: 7	H: 0 LOB: 0 BB: 0 P: 8	R: 0 E: 0 K: 2 S: 5	H: 0 LOB: 0 BB: 0 P: 10	R: 0 E: 0 K: 2 S: 8	H: 0 LOB: 0 BB: 0 P: 10	R: 0 E: 0 K: 3 S: 9	H: 0 LOB: 0 BB: 0 P: 16	1B: 7 2B: 4 3B: 0 HR: 0	SF: 0 SAC: 2 DP: 0 HBP: 0	WP: 1 PB: 0 SB: 0 CS: 0	PA: 52
<b>PITCHER</b>	IP WLS BF H R ER SO BB IBB HBP BLK WP HR S P ERA WHIP	5.0 20 5 1 1 2 2 0 0 0 0 0 43 1.80 1.400	1.1 8 3 3 3 1 1 0 0 0 0 0 16 28 20.25 3.000	0.2 4 1 0 0 0 0 1 0 0 1 0 6 15 0.00 1.500	3.0 11 1 0 0 0 1 0 0 0 0 0 18 32 0.00 0.667	3.0 9 0 0 0 0 7 0 0 0 0 0 24 38 0.00 0.000																						

**San Diego Padres @ Houston Astros**  
Astrodome, Houston, TX

Sat Apr 06 1996, 8:05 PM EST  
Att: 24,510 - Dome - 68 F

AB	46
R	4
H	10
RBI	4
BB	5
SO	11
LOB	23



Batter	1	2	3	4	5	6	7	8	9	AB R H RBI BB SO LOB	TOP											
Rickey Henderson, R OBP: 0.393, SLG: 0.429 Steve Finley, L OBP: 0.167, SLG: 0.048	4-2 CS BB		4-2 1B BB	2-3 K	4-1 2B BB		3-2 E5 BB E	4-1 BB		2 2 0 0 3 1 1 0 0 0 0 1 0 0	<b>San Diego Padres @ Houston Astros</b> Astrodome, Houston, TX Sun Apr 07 1996, 4:33 AM EDT Att: 16,258 - Dome - 68 F											
Jody Reed, R OBP: 0.440, SLG: 0.429	1-2 E8	0-0 SAFE SAFE SAFE	0-0 F7	3-1 1B	0-1 2B		4-1 F 1B BB	0-0 G2-3		5 1 2 3 1 0 3												
Tony Gwynn, L OBP: 0.593, SLG: 0.591 Chris Gwynn, L (7, PH) (7, 9)	1-0 L1		1-0 L7	0-1 G3	4-0 BB		0-3 K		3-2 G6-3	3 0 0 0 1 0 3 2 0 0 0 0 1 2												
Ken Caminiti, S OBP: 0.370, SLG: 0.640 Andujar Cedeno, R OBP: 0.313, SLG: 0.333	0-0 G5-3		0-1 1B		E4 K		0-1 E8 1B		2-2 E5 1B 2B	5 2 1 0 0 1 4 1 1 0 0 0 0 0												
Marc Newfield, R OBP: 0.429, SLG: 0.857		0-2 HR	2-1 G3-1		1-1 HBP 2B 1B	1-3 K	0-0 1B 1B		2-3 K	6 2 3 3 0 2 3												
Craig Shipley, R OBP: 0.567, SLG: 1.182	1-0 2B			3-2 1B 2B	2-0 2B 1B HBP	0-1 HR	1-1 1B		1-0 2B 1B	5 4 5 1 0 0 0												
Archi Cianfrocco, R OBP: 0.500, SLG: 0.833	2-2 G6-3			0-1 2B 1B	1-0 1B 2B	0-3 K	0-3 K		2-1 HR 2B	6 2 3 4 0 2 3												
Brian Johnson, R OBP: 0.500, SLG: 1.167	0-0 F9			0-1 G4-3 1B 2B	1-0 BB 2B 1B	2-0 G6-3		2-0 F9	2-1 HR	6 3 3 5 0 0 1												
Sean Bergman, R Scott Livingstone, L OBP: 0.230, SLG: 0.200 Bryce Florie, R (9, PH) (9, 1)	0-0 G5-3			0-1 G4-3	0-0 P3		0-0 G5-3	1-3 K	1-0 F7	5 0 0 0 0 1 3 1 0 0 0 0 0 0 0 0 0 0 0 0 0												
<b>Inning Stats</b>	R: 0 E: 1 K: 0 S: 12	H: 0 LOB: 1 BB: 1 P: 18	R: 1 E: 0 K: 0 S: 10	H: 2 LOB: 1 BB: 0 P: 13	R: 0 E: 0 K: 0 S: 8	H: 1 LOB: 2 BB: 1 P: 15	R: 3 E: 0 K: 1 S: 18	H: 4 LOB: 1 BB: 0 P: 26	R: 5 E: 1 K: 1 S: 13	H: 4 LOB: 2 BB: 2 P: 29		R: 1 E: 0 K: 2 S: 9	H: 1 LOB: 0 BB: 0 P: 12	R: 3 E: 2 K: 2 S: 17	H: 2 LOB: 2 BB: 1 P: 25	R: 0 E: 0 K: 1 S: 7	H: 0 LOB: 1 BB: 1 P: 14	R: 4 E: 1 K: 1 S: 17	H: 3 LOB: 0 BB: 0 P: 30	1B: 8 2B: 6 3B: 0 HR: 3	SF: 0 SAC: 0 DP: 0 HBP: 1	WP: 0 PB: 0 SB: 0 CS: 1
<b>PITCHER</b>	IP WLS BF H R ER SO BB IBB HBP BLK WP HR S P ERA WHIP											<b>PITCHER</b>	IP WLS BF H R ER SO BB IBB HBP BLK WP HR S P ERA WHIP									
Greg Swindell, L ERA: 6.3	(1, 1) 4.0 L 23 8 6 6 1 2 0 0 0 0 0 1 51 78 13.50 2.500																					
Doug Brocail, R ERA: 5.4	(5, 1) 2.0 12 4 4 3 3 2 0 1 0 0 1 19 35 13.50 3.000																					
Mark Small, R ERA: 11.25	(7, 1) 3.0 19 5 7 0 4 2 0 0 0 0 0 1 41 69 0.00 2.333																					
Batter	1	2	3	4	5	6	7	8	9	AB R H RBI BB SO LOB	BOTTOM											
Brian Hunter, R OBP: 0.414, SLG: 0.429	1-0 G3			0-1 G6-3		2-1 P4			1-3 K	4 0 0 0 0 1 1	<b>San Diego Padres @ Houston Astros</b> Astrodome, Houston, TX Sun Apr 07 1996, 4:33 AM EDT Att: 16,258 - Dome - 68 F											
Craig Biggio, R OBP: 0.360, SLG: 0.333 Ricky Gutierrez, R OBP: 0.375, SLG: 0.286	1-2 G5-3			2-2 G1-3			2-2 G6-3		2-3 K	2 0 0 0 0 0 0 2 0 0 0 0 1 1												
5 Jeff Bagwell, R OBP: 0.365, SLG: 0.571 Mike Simms, R (7, PH) (8, 3)	0-1 G6-3			1-3 K			2-3 K		1-3 K	2 0 0 0 0 1 0 2 0 0 0 0 2 1												
Derek Bell, R OBP: 0.280, SLG: 0.500		0-1 P2			2-0 G4-3 G6-3 2B		2-2 G6-3			3 1 1 0 0 0 0												
Derrick May, L OBP: 0.167, SLG: 0.176		2-1 L4			1-0 G4-3			0-2 G6-4-3 1B		3 0 1 0 0 0 1												
Sean Berry, R OBP: 0.381, SLG: 0.444		0-1 G4-3			0-0 G6-3			0-1 G6-4-3	1-2 1B	3 0 0 1 0 0 1												
Tony Eusebio, R OBP: 0.100, SLG: 0.400			2-2 F9		3-1 G1-3			0-1 G6-3		3 0 0 0 0 0 0												
Orlando Miller, R OBP: 0.300, SLG: 0.278			0-1 G6-3			0-0 G6-3			2-0 E6 2B 1B	3 1 1 0 0 0 0												
Greg Swindell, L OBP: 0.667, SLG: 1.000 Doug Brocail, L			0-3 K			1-3 K			1-2 WP 2B	1 0 0 0 0 1 0 0 0 0 0 0 0 0 1 0 0 0 0 1 0 0 0 0 0 0 0 0 1 0 1 1 0 0 0												
James Mouton, R Mark Small, R Bill Spiers, L OBP: 0.500, SLG: 0.875										1B: 2 2B: 2 3B: 0 HR: 0		SF: 0 SAC: 0 DP: 1 HBP: 0	WP: 1 PB: 0 SB: 0 CS: 0	PA: 30								
<b>Inning Stats</b>	R: 0 E: 0 K: 0 S: 7	H: 0 LOB: 0 BB: 0 P: 9	R: 0 E: 0 K: 0 S: 6	H: 0 LOB: 0 BB: 0 P: 8	R: 0 E: 0 K: 1 S: 10	H: 0 LOB: 0 BB: 0 P: 12	R: 0 E: 0 K: 1 S: 8	H: 0 LOB: 0 BB: 0 P: 11	R: 1 E: 0 K: 0 S: 5	H: 1 LOB: 0 BB: 0 P: 9	R: 0 E: 0 K: 1 S: 6	H: 0 LOB: 0 BB: 0 P: 9	R: 0 E: 0 K: 1 S: 10	H: 0 LOB: 0 BB: 0 P: 16	R: 0 E: 0 K: 0 S: 7	H: 1 LOB: 0 BB: 0 P: 7	R: 1 E: 1 K: 3 S: 13	H: 2 LOB: 1 BB: 0 P: 20	1B: 2 2B: 2 3B: 0 HR: 0	SF: 0 SAC: 0 DP: 1 HBP: 0	WP: 1 PB: 0 SB: 0 CS: 0	PA: 30
<b>PITCHER</b>	IP WLS BF H R ER SO BB IBB HBP BLK WP HR S P ERA WHIP											<b>PITCHER</b>	IP WLS BF H R ER SO BB IBB HBP BLK WP HR S P ERA WHIP									
Sean Bergman, R ERA: 1.13	(1, 1) 8.0 W 25 2 1 1 4 0 0 0 0 0 1 0 13 20 9.00 2.000																					
Bryce Florie, R ERA: 9.0	(9, 1) 1.0 5 2 1 1 3 0 0 0 0 0 1 0 13 20 9.00 2.000																					

AB	47
R	17
H	17
RBI	16
BB	6
SO	8
LOB	23



AB	30
R	2
H	4
RBI	2
BB	0
SO	7
LOB	5



Batter	1	2	3	4	5	6	7	8	9	AB	R	H	RBI	BB	SO	LOB	TOP			
Devon White, S (1, 8) OBP: 0.207, SLG: 0.357																	4 1 1 1 0 1 0			
Alex Arias, R (1, 6) OBP: 0.364, SLG: 0.300																	3 0 1 0 1 0 0			
Gary Sheffield, R (1, 9) OBP: 0.310, SLG: 0.391																	3 0 0 0 1 2 2			
Jeff Conine, R (1, 7) OBP: 0.345, SLG: 0.444																	3 0 0 0 1 1 2			
Terry Pendleton, S (1, 5) OBP: 0.321, SLG: 0.385																	4 1 1 0 0 2 2			
Greg Colbrunn, R (1, 3) OBP: 0.227, SLG: 0.409																	4 0 2 0 0 1 0			
Charles Johnson, R (1, 2) OBP: 0.292, SLG: 0.417																	4 0 1 1 0 1 1			
Craig Grebeck, R (1, 4) OBP: 0.167, SLG: 0.118																	3 0 0 0 1 0 3			
Chris Hammond, L (1, 1)																	2 0 0 0 0 1 2			
Yorkis Perez, L (6, 1)																	0 0 0 0 0 0 0			
David Weathers, R (6, 1)																	0 0 0 0 0 0 0			
Quilvio Veras, S (7, PH)																	1 0 0 0 0 0 0			
Matt Mantei, R (7, 1)																	0 0 0 0 0 0 0			
<b>Inning Stats</b>	R: 1 E: 0 K: 0 S: 8	H: 1 LOB: 1 BB: 2 P: 19	R: 0 E: 0 K: 2 S: 10	H: 0 LOB: 1 BB: 1 P: 18	R: 0 E: 0 K: 2 S: 11	H: 0 LOB: 1 BB: 1 P: 19	R: 1 E: 0 K: 0 S: 11	H: 3 LOB: 1 BB: 0 P: 13	R: 0 E: 0 K: 2 S: 10	H: 0 LOB: 0 BB: 0 P: 16	R: 0 E: 0 K: 2 S: 10	H: 0 LOB: 0 BB: 0 P: 12	R: 0 E: 0 K: 0 S: 6	H: 0 LOB: 0 BB: 0 P: 8	R: 0 E: 0 K: 1 S: 14	H: 1 LOB: 1 BB: 0 P: 22	1B: 4 2B: 1 3B: 0 HR: 1	SF: 0 SAC: 0 DP: 2 HBP: 0	WP: 1 PB: 0 SB: 1 CS: 0	PA: 35
<b>PITCHER</b>	IP WLS BF H R ER SO BB IBB HBP BLK WP HR S P ERA WHIP																			
Joey Hamilton, R (1, 1) ERA: 3.75	7.0 W 28 5 2 2 8 4 0 0 0 1 1 65 107 2.57 1.286																			
Doug Bochtler, R (8, 1) ERA:	2.0 7 1 0 0 1 0 0 0 0 0 0 20 30 0.00 0.500																			

Florida Marlins @ San Diego Padres  
Jack Murphy Stadium, San Diego, CA  
Mon Apr 08 1996, 6:33 AM EDT  
Att: 44,470 - Sunny - 75 F

AB 31  
R 2  
H 6  
RBI 2  
BB 4  
SO 9  
LOB 12



Batter	1	2	3	4	5	6	7	8	9	AB	R	H	RBI	BB	SO	LOB	BOTTOM			
Rickey Henderson, R (1, 7) OBP: 0.424, SLG: 0.391																	2 2 0 0 3 1 0			
Steve Finley, L (1, 8) OBP: 0.297, SLG: 0.080																	4 2 1 1 0 1 3			
Tony Gwynn, L (1, 9) OBP: 0.594, SLG: 0.615																	4 2 2 2 1 0 2			
Doug Bochtler, R (8, 1)																	0 0 0 0 0 0 0			
Ken Caminiti, S (1, 5) OBP: 0.406, SLG: 0.667																	5 1 3 2 0 1 3			
Wally Joyner, L (1, 3) OBP: 0.615, SLG: 0.800																	5 0 2 1 0 1 2			
Brad Ausmus, R (1, 2) OBP: 0.250, SLG: 0.364																	5 0 1 0 0 0 4			
Andujar Cedeno, R (1, 6) OBP: 0.333, SLG: 0.316																	4 0 1 1 0 1 1			
Jody Reed, R (1, 4) OBP: 0.414, SLG: 0.375																	3 2 0 0 1 0 4			
Joey Hamilton, R (1, 1) OBP: 0.250, SLG: 0.250																	2 0 0 0 0 2 0			
Chris Gwynn, L (7, PH) (8, 9)																	0 0 0 0 1 0 0			
<b>Inning Stats</b>	R: 0 E: 0 K: 0 S: 4	H: 0 LOB: 0 BB: 0 P: 6	R: 0 E: 0 K: 0 S: 8	H: 1 LOB: 1 BB: 0 P: 15	R: 0 E: 0 K: 2 S: 11	H: 0 LOB: 0 BB: 0 P: 13	R: 1 E: 0 K: 1 S: 13	H: 4 LOB: 3 BB: 0 P: 21	R: 3 E: 1 K: 1 S: 10	H: 1 LOB: 1 BB: 1 P: 17	R: 4 E: 0 K: 0 S: 15	H: 4 LOB: 2 BB: 2 P: 29	R: 1 E: 0 K: 2 S: 14	H: 0 LOB: 3 BB: 3 P: 32	R: 0 E: 0 K: 1 S: 10	H: 0 LOB: 0 BB: 0 P: 13	1B: 7 2B: 3 3B: 0 HR: 0	SF: 0 SAC: 1 DP: 0 HBP: 2	WP: 1 PB: 0 SB: 0 CS: 0	PA: 43
<b>PITCHER</b>	IP WLS BF H R ER SO BB IBB HBP BLK WP HR S P ERA WHIP																			
Chris Hammond, L (1, 1) ERA: 7.94	5.2 L 29 7 7 5 4 0 0 0 0 0 0 6 10 ∞ ∞																			
Yorkis Perez, L (6, 1) ERA: 27.0	0.0 3 3 1 1 0 0 0 0 0 0 0 6 10 ∞ ∞																			
David Weathers, R (6, 1) ERA: 6.0	0.1 1 0 0 0 0 0 0 0 0 0 0 1 1 0.00 0.000																			
Matt Mantei, R (7, 1) ERA: 8.1	2.0 10 0 1 1 3 3 0 1 0 1 0 24 45 4.50 1.500																			

Florida Marlins @ San Diego Padres  
Jack Murphy Stadium, San Diego, CA  
Mon Apr 08 1996, 6:33 AM EDT  
Att: 44,470 - Sunny - 75 F

AB 34  
R 9  
H 10  
RBI 7  
BB 6  
SO 7  
LOB 19







Batter	1	2	3	4	5	6	7	8	9	AB	R	H	RBI	BB	SO	LOB	TOP										
Quilvio Veras, S OBP: 0.273, SLG: 0.158 (1,4)	G4-3		K			G5-3		F8		4	0	0	0	0	1	0	<b>Florida Marlins @ San Diego Padres</b> Jack Murphy Stadium, San Diego, CA Wed Apr 10 1996, 10:05 PM EDT Att: 10,510 - Cloudy - 64 F										
Devon White, S OBP: 0.283, SLG: 0.371 (1,8)	CS BB		F7			F8		2B		3	0	1	0	1	0	0											
Gary Sheffield, R OBP: 0.342, SLG: 0.400 (1,9)	1-2 BB				G6-3			F7		3	0	1	0	1	0	1											
Jeff Conine, R OBP: 0.316, SLG: 0.371 (1,7)	F9				K			F3		4	0	0	0	0	2	2											
Terry Pendleton, S OBP: 0.270, SLG: 0.294 (1,5)		F8			F8			F7		4	0	0	0	0	0	0											
Greg Colbrunn, R OBP: 0.258, SLG: 0.387 (1,3)		F9			S 1B			G6-3		4	0	1	0	0	0	0											
Charles Johnson, R OBP: 0.355, SLG: 0.467 (1,2)					K 1-2 2B					3	0	2	0	0	1	1											
Kurt Abbott, R OBP: 0.250, SLG: 0.263 (1,6)		G5-3			G5-3			K		3	0	0	0	0	1	3											
Pat Rapp, R (1,1)					G6-3			K		2	0	0	0	0	1	1											
Joel Adamson, L (7,1)										0	0	0	0	0	0	0											
Jesus Tavarez, S OBP: 0.333, SLG: 0.333 (8, PH)										1	0	0	0	0	1	0											
David Weathers, R (8,1)										0	0	0	0	0	0	0											
<b>Inning Stats</b>	R: 0 E: 0 K: 0 S: 2	H: 0 LOB: 1 BB: 2 P: 10	R: 0 E: 0 K: 0 S: 4	H: 1 LOB: 1 BB: 0 P: 4	R: 0 E: 0 K: 1 S: 5	H: 0 LOB: 0 BB: 0 P: 5	R: 0 E: 0 K: 1 S: 5	H: 0 LOB: 0 BB: 0 P: 5	R: 0 E: 0 K: 2 S: 8	H: 1 LOB: 1 BB: 0 P: 8	R: 0 E: 0 K: 0 S: 4	H: 1 LOB: 1 BB: 0 P: 4	R: 0 E: 0 K: 1 S: 6	H: 1 LOB: 1 BB: 0 P: 6	R: 0 E: 0 K: 1 S: 6	H: 1 LOB: 1 BB: 0 P: 6	R: 0 E: 0 K: 1 S: 5	H: 0 LOB: 0 BB: 0 P: 5	1B: 3 2B: 2 3B: 0 HR: 0	SF: 0 SAC: 0 DP: 0 HBP: 0	WP: 0 PB: 0 SB: 1 CS: 1	PA: 33					
<b>PITCHER</b>	IP	WLS	BF	H	R	ER	SO	BB	IBB	HBP	BLK	WP	HR	S	P	ERA	WHIP										
Bob Tewksbury, R ERA: 0.66 (1,1)	7.0	W	26	4	0	0	5	2	0	0	0	0	0	34	42	0.00	0.857										
Doug Bochler, R ERA: (8,1)	1.0		4	1	0	0	1	0	0	0	0	0	0	6	6	0.00	1.000										
Trevor Hoffman, R ERA: 1.59 (9,1)	1.0	S	3	0	0	0	1	0	0	0	0	0	0	5	5	0.00	0.000										

Batter	1	2	3	4	5	6	7	8	9	AB	R	H	RBI	BB	SO	LOB	BOTTOM										
Rickey Henderson, R OBP: 0.452, SLG: 0.379 (1,7)	G1-6-3 1B	G4-6-3 BB			CS BB HBP		HBP BB 1B			2	0	2	0	1	0	0	<b>Florida Marlins @ San Diego Padres</b> Jack Murphy Stadium, San Diego, CA Wed Apr 10 1996, 10:05 PM EDT Att: 10,510 - Cloudy - 64 F										
Steve Finley, L OBP: 0.237, SLG: 0.065 (1,8)	G1-6-3 1-2	G4-6-3 1-2			1B G4-3 BB		HBP BB			2	0	0	0	2	0	3											
Tony Gwynn, L OBP: 0.600, SLG: 0.606 (1,9)	BB 1B 1B				G4-3 1-2 2-3		G6-4-3 HBP			3	1	2	0	0	0	2											
Ken Caminiti, S OBP: 0.375, SLG: 0.579 (1,5)	BB 1B				G3-6 1-2		G6-4-3			4	1	2	0	0	0	4											
Wally Joyner, L OBP: 0.618, SLG: 0.731 (1,3)	1B BB				FC6 1B					3	0	2	0	1	0	2											
Brad Ausmus, R OBP: 0.250, SLG: 0.333 (1,2)	1-2 2H 3H				F9					4	1	1	2	0	0	2											
Andujar Cedeno, R OBP: 0.310, SLG: 0.296 (1,6)	G6-3				F7		L3			4	0	0	0	0	1	3											
Jody Reed, R OBP: 0.444, SLG: 0.433 (1,4)		SH3-4 1B			G6-3		G5-3			4	0	2	1	0	0	0											
Bob Tewksbury, R ERA: 4.73 (1,1)							G4-3			1	0	0	0	0	0	0											
Chris Gwynn, L (7, PH)		SH3-4								1	0	0	0	0	0	0											
Doug Bochler, R (8,1)										0	0	0	0	0	0	0											
Scott Livingstone, L OBP: 0.286, SLG: 0.429 (8, PH)										1	0	0	0	0	0	1											
Trevor Hoffman, R (9,1)										0	0	0	0	0	0	0											
<b>Inning Stats</b>	R: 2 E: 0 K: 0 S: 6	H: 4 LOB: 2 BB: 1 P: 10	R: 0 E: 0 K: 0 S: 3	H: 1 LOB: 1 BB: 1 P: 7	R: 0 E: 0 K: 0 S: 4	H: 2 LOB: 1 BB: 0 P: 4	R: 0 E: 0 K: 0 S: 3	H: 0 LOB: 0 BB: 0 P: 3	R: 0 E: 0 K: 0 S: 3	H: 0 LOB: 2 BB: 0 P: 3	R: 0 E: 0 K: 0 S: 3	H: 1 LOB: 2 BB: 1 P: 8	R: 0 E: 0 K: 1 S: 7	H: 2 LOB: 1 BB: 0 P: 7	R: 1 E: 0 K: 1 S: 7	H: 2 LOB: 1 BB: 0 P: 7	R: 0 E: 0 K: 1 S: 5	H: 0 LOB: 0 BB: 0 P: 5	1B: 11 2B: 0 3B: 0 HR: 0	SF: 0 SAC: 1 DP: 4 HBP: 2	WP: 1 PB: 0 SB: 0 CS: 1	PA: 36					
<b>PITCHER</b>	IP	WLS	BF	H	R	ER	SO	BB	IBB	HBP	BLK	WP	HR	S	P	ERA	WHIP										
Pat Rapp, R ERA: 4.73 (1,1)	6.1	L	28	9	2	2	0	3	0	1	0	0	0	24	37	2.84	1.895										
Joel Adamson, L ERA: (7,1)	0.2		3	0	0	0	0	1	0	1	0	0	0	1	6	0.00	1.500										
David Weathers, R ERA: 6.75 (8,1)	1.0		5	2	1	1	1	0	0	0	0	1	0	7	7	9.00	2.000										

AB	31
R	0
H	5
RBI	0
BB	2
SO	7
LOB	8



Batter	1	2	3	4	5	6	7	8	9	AB	R	H	RBI	BB	SO	LOB	TOP								
Marquis Grissom, R (1, 8) OBP: 0.234, SLG: 0.364	G6-3		1B 2B		L9			F8		4	0	1	1	0	0	0	<b>Atlanta Braves @ San Diego Padres</b> Jack Murphy Stadium, San Diego, CA Thu Apr 11 1996, 6:33 AM EDT Att: 19,047 - Sunny - 73 F								
Jeff Blauser, R (1, 6) OBP: 0.333, SLG: 0.282	K		10 FC6-4 1B			L4		F8		4	0	1	0	0	1	0									
10 Chipper Jones, S (1, 5) OBP: 0.464, SLG: 0.565	G6-3		FC6-4 1-2			L8			BB	3	0	0	0	1	0	2									
Fred McGriff, L (1, 3) OBP: 0.354, SLG: 0.452		G1-3			G3			F8		4	0	0	0	0	0	1									
David Justice, L (1, 9) OBP: 0.341, SLG: 0.475	F7				F8				K	4	0	1	0	0	1	1									
Ryan Klesko, L (1, 7) OBP: 0.514, SLG: 0.793	K						F8			2	0	0	0	1	1	1									
Javy Lopez, R (1, 2) OBP: 0.275, SLG: 0.472			G1-3	G4-3			G1-6-3			3	0	0	0	0	0	2									
Mark Lemke, S (1, 4) OBP: 0.366, SLG: 0.303			G4-6-3 2B 1B		F7			G4-3		3	1	1	0	0	0	0									
Greg Maddux, R (1, 1) Dwight Smith, L (8, PH) Greg McMichael, R (8, 1)			G4-6-3		G4-3			G5-3		2	0	0	0	0	0	1									
										1	0	0	0	0	0	0									
										0	0	0	0	0	0	0									
<b>Inning Stats</b>	R: 0 E: 0 K: 1 S: 5	H: 0 LOB: 0 BB: 0 P: 10	R: 0 E: 0 K: 1 S: 6	H: 0 LOB: 0 BB: 0 P: 12	R: 1 E: 0 K: 0 S: 11	H: 3 LOB: 2 BB: 0 P: 18	R: 0 E: 0 K: 0 S: 9	H: 0 LOB: 1 BB: 1 P: 14	R: 0 E: 0 K: 0 S: 9	H: 0 LOB: 0 BB: 0 P: 14	R: 0 E: 0 K: 0 S: 6	H: 0 LOB: 0 BB: 0 P: 8	R: 0 E: 0 K: 0 S: 6	H: 1 LOB: 0 BB: 0 P: 8	R: 0 E: 0 K: 0 S: 7	H: 0 LOB: 0 BB: 0 P: 12	R: 0 E: 0 K: 1 S: 8	H: 0 LOB: 1 BB: 1 P: 15	1B: 3 2B: 1 3B: 0 HR: 0	SF: 0 SAC: 0 DP: 1 HBP: 0	WP: 0 PB: 0 SB: 0 CS: 0	PA: 32			
<b>PITCHER</b>	IP	WLS	BF	H	R	ER	SO	BB	IBB	HBP	BLK	WP	HR	S	P	ERA	WHIP								
Andy Ashby, R (1, 1) ERA: 2.7	8.0	W	28	4	1	1	2	1	0	0	0	0	0	59	96	1.12	0.625								
Trevor Hoffman, R (9, 1) ERA: 1.35	1.0	S	4	0	0	0	1	1	0	0	0	0	0	8	15	0.00	1.000								

AB	30
R	1
H	4
RBI	1
BB	2
SO	3
LOB	8



Batter	1	2	3	4	5	6	7	8	9	AB	R	H	RBI	BB	SO	LOB	BOTTOM								
Rickey Henderson, R (1, 7) OBP: 0.435, SLG: 0.344	G3		G5-3		1B HBP		G1-3			3	0	0	0	0	0	0	<b>Atlanta Braves @ San Diego Padres</b> Jack Murphy Stadium, San Diego, CA Thu Apr 11 1996, 6:33 AM EDT Att: 19,047 - Sunny - 73 F								
Steve Finley, L (1, 8) OBP: 0.235, SLG: 0.086	K		G4-3		1B			K		4	0	1	1	0	2	0									
Tony Gwynn, L (1, 9) OBP: 0.614, SLG: 0.639		1B			G4-3 2B		IBB	G4-3		3	1	2	0	1	0	0									
Ken Caminiti, S (1, 5) OBP: 0.341, SLG: 0.524	K				G4-3		L7	L9		4	0	0	1	0	1	4									
Wally Joyner, L (1, 3) OBP: 0.595, SLG: 0.690			G4-3 1B		G4-3			K		3	0	1	0	0	1	0									
Brad Ausmus, R (1, 2) OBP: 0.229, SLG: 0.303			G4-3		G6-3			K		3	0	0	0	0	1	1									
Craig Shipley, R (1, 6) OBP: 0.533, SLG: 0.929			K				L8	G5-3		3	0	0	0	0	1	1									
Jody Reed, R (1, 4) OBP: 0.436, SLG: 0.424			L9					G4-3		3	1	1	0	0	0	1									
Andy Ashby, R (1, 1) Trevor Hoffman, R (9, 1)					P3					2	0	0	0	0	1	0									
										0	0	0	0	0	0	0									
<b>Inning Stats</b>	R: 0 E: 0 K: 2 S: 12	H: 1 LOB: 1 BB: 0 P: 15	R: 0 E: 0 K: 1 S: 7	H: 1 LOB: 1 BB: 0 P: 9	R: 0 E: 0 K: 0 S: 5	H: 0 LOB: 0 BB: 0 P: 5	R: 1 E: 0 K: 0 S: 9	H: 1 LOB: 0 BB: 0 P: 13	R: 1 E: 0 K: 0 S: 9	H: 2 LOB: 3 BB: 1 P: 18	R: 0 E: 0 K: 2 S: 13	H: 0 LOB: 0 BB: 0 P: 20	R: 0 E: 0 K: 1 S: 8	H: 0 LOB: 0 BB: 0 P: 8	R: 0 E: 0 K: 1 S: 12	H: 0 LOB: 0 BB: 0 P: 14	R: 0 E: 0 K: 1 S: 12	H: 0 LOB: 0 BB: 0 P: 14	1B: 4 2B: 1 3B: 0 HR: 0	SF: 0 SAC: 1 DP: 0 HBP: 1	WP: 0 PB: 0 SB: 1 CS: 0	PA: 31			
<b>PITCHER</b>	IP	WLS	BF	H	R	ER	SO	BB	IBB	HBP	BLK	WP	HR	S	P	ERA	WHIP								
Greg Maddux, R (1, 1) ERA: 2.49	7.0	L	28	5	2	2	6	0	0	1	0	0	0	63	88	2.57	0.714								
Greg McMichael, R (8, 1) ERA: 4.75	1.0		3	0	0	0	1	0	0	0	0	0	0	12	14	0.00	0.000								



Batter	1	2	3	4	5	6	7	8	9	AB R H RBI BB SO LOB	TOP								
Marquis Grissom, R OBP: 0.250, SLG: 0.367										5 1 2 0 0 1 3	<p>Atlanta Braves @ San Diego Padres Jack Murphy Stadium, San Diego, CA Fri Apr 12 1996, 10:05 PM EDT Att: 25,747 - Unknown - 62 F</p> <p>livebaseballscores.com</p> <p>AB 34 R 5 H 9 RBI 5 BB 5 SO 6 LOB 14</p>								
10 Chipper Jones, S OBP: 0.394, SLG: 0.464										5 0 0 0 0 0 2									
David Justice, L OBP: 0.367, SLG: 0.465										3 1 1 0 2 0 0									
Fred McGriff, L OBP: 0.365, SLG: 0.444										3 1 1 1 1 1 2									
Ryan Klesko, L OBP: 0.512, SLG: 0.848 Terrell Wade, L Greg McMichael, R Mark Wohlers, R										4 2 2 2 0 0 1 0									
Javy Lopez, R OBP: 0.273, SLG: 0.450										4 0 1 1 0 1 0									
Jeff Blauser, R OBP: 0.346, SLG: 0.310										3 0 1 0 1 0 0									
Mark Lemke, S OBP: 0.356, SLG: 0.297										4 0 1 0 0 0 4									
Jason Schmidt, R Jerome Walton, R OBP: 0.333, SLG: 0.600										2 0 0 1 1 2 1 1 0 0 0 0 1 1									
<b>Inning Stats</b>	R: 0 E: 0 K: 1 S: 5	H: 1 LOB: 1 BB: 1 P: 9	R: 1 E: 0 K: 1 S: 7	H: 2 LOB: 1 BB: 0 P: 7	R: 4 E: 0 K: 0 S: 7	H: 4 LOB: 3 BB: 3 P: 19	R: 0 E: 0 K: 0 S: 3	H: 0 LOB: 1 BB: 1 P: 7	R: 0 E: 0 K: 0 S: 3	H: 1 LOB: 0 BB: 0 P: 3		R: 0 E: 0 K: 2 S: 8	H: 1 LOB: 1 BB: 0 P: 8	R: 0 E: 0 K: 0 S: 3	H: 0 LOB: 0 BB: 0 P: 3	1B: 7 2B: 1 3B: 0 HR: 1	SF: 0 SAC: 0 DP: 2 HBP: 0	WP: 0 PB: 0 SB: 0 CS: 0	PA: 39
<b>PITCHER</b>	IP WLS BF H R ER SO BB IBB HBP BLK WP HR S P ERA WHIP																		
Sean Bergman, R ERA: 5.23	(1, 1) 2.1 L 16 7 5 5 2 3 0 0 0 0 0 1 17 29 19.29 4.286																		
Tim Worrell, R ERA:	(3, 1) 4.2 16 1 0 0 2 2 0 0 0 0 0 0 18 26 0.00 0.643																		
Willie Blair, R ERA: 3.27	(8, 1) 2.0 7 1 0 0 2 0 0 0 0 0 0 0 11 11 0.00 0.500																		

Batter	1	2	3	4	5	6	7	8	9	AB R H RBI BB SO LOB	BOTTOM												
Rickey Henderson, R OBP: 0.431, SLG: 0.314										3 1 0 0 2 3 0	<p>Atlanta Braves @ San Diego Padres Jack Murphy Stadium, San Diego, CA Fri Apr 12 1996, 10:05 PM EDT Att: 25,747 - Unknown - 62 F</p> <p>livebaseballscores.com</p> <p>AB 36 R 3 H 9 RBI 3 BB 3 SO 7 LOB 17</p>												
Steve Finley, L OBP: 0.255, SLG: 0.125										5 0 2 0 0 0 3													
Tony Gwynn, L OBP: 0.551, SLG: 0.561										5 0 0 0 0 0 5													
Ken Caminiti, S OBP: 0.356, SLG: 0.535 Archi Cianfrocco, R OBP: 0.444, SLG: 0.667										1 1 1 1 0 0 0 3 0 1 0 0 1 1													
Wally Joyner, L OBP: 0.634, SLG: 0.781										3 1 3 1 1 0 0 3 0 1 0 0 0 3 1 0 0 0 0 0 1 0 0 0 0 0 0 0													
Brian Johnson, R OBP: 0.444, SLG: 0.889 Scott Livingstone, L OBP: 0.250, SLG: 0.375 Brad Ausmus, R OBP: 0.229, SLG: 0.303										4 0 0 1 0 2 3													
Andujar Cedeno, R OBP: 0.273, SLG: 0.258										4 0 1 0 0 0 0													
Jody Reed, R OBP: 0.419, SLG: 0.405										1 0 0 0 0 0 0 1 0 0 0 0 0 0 1 0 0 0 0 0 0 0 0 0 0 0 0 0 1 0 0 0 0 1 1													
Sean Bergman, R Tim Worrell, R Marc Newfield, R OBP: 0.333, SLG: 0.667 Willie Blair, R Chris Gwynn, L										1 0 0 0 0 0 0 1 0 0 0 0 0 0 1 0 0 0 0 0 0 0 0 0 0 0 0 0 1 0 0 0 0 1 1													
<b>Inning Stats</b>	R: 2 E: 0 K: 0 S: 6	H: 3 LOB: 2 BB: 1 P: 10	R: 0 E: 0 K: 1 S: 5	H: 0 LOB: 0 BB: 0 P: 5	R: 0 E: 0 K: 0 S: 4	H: 1 LOB: 2 BB: 1 P: 8	R: 0 E: 0 K: 1 S: 5	H: 0 LOB: 0 BB: 0 P: 5	R: 0 E: 0 K: 0 S: 6	H: 1 LOB: 1 BB: 0 P: 6		R: 1 E: 1 K: 0 S: 4	H: 1 LOB: 0 BB: 0 P: 4	R: 0 E: 0 K: 1 S: 6	H: 1 LOB: 1 BB: 0 P: 6	R: 0 E: 0 K: 2 S: 8	H: 1 LOB: 1 BB: 0 P: 8	R: 0 E: 0 K: 0 S: 3	H: 1 LOB: 2 BB: 1 P: 10	1B: 7 2B: 2 3B: 0 HR: 0	SF: 0 SAC: 0 DP: 0 HBP: 0	WP: 0 PB: 0 SB: 0 CS: 0	PA: 39
<b>PITCHER</b>	IP WLS BF H R ER SO BB IBB HBP BLK WP HR S P ERA WHIP																						
Jason Schmidt, R ERA: 3.55	(1, 1) 6.2 W 28 6 3 2 4 2 0 0 1 1 0 0 2 2 2.70 1.200																						
Terrell Wade, L ERA:	(7, 1) 0.1 2 1 0 0 0 0 0 0 0 0 0 0 2 2 0.00 3.000																						
Greg McMichael, R ERA: 4.05	(8, 1) 1.0 4 1 0 0 2 0 0 0 0 0 0 0 8 8 0.00 1.000																						
Mark Wohlers, R ERA: 5.06	(9, 1) 1.0 S 5 1 0 0 1 1 0 0 0 0 0 0 6 10 0.00 2.000																						

Batter	1	2	3	4	5	6	7	8	9	AB	R	H	RBI	BB	SO	LOB	TOP									
Marquis Grissom, R OBP: 0.250, SLG: 0.358	G6-3		G5-3			L9	FC6-4			4	0	1	1	0	0	0	Atlanta Braves @ San Diego Padres Jack Murphy Stadium, San Diego, CA Sat Apr 13, 1996, 10:05 PM EDT Att: 45,250 - Unknown - 62 F									
10 Chipper Jones, S OBP: 0.405, SLG: 0.500	1B			G6-3		2B	FC6-4			4	0	2	0	0	0	2										
David Justice, L OBP: 0.358, SLG: 0.447	L7			1B		F8		G3		4	0	1	0	0	0	2										
Fred McGriff, L OBP: 0.357, SLG: 0.429	G3			1B		K		L9		4	0	1	0	0	1	2										
Ryan Klesko, L OBP: 0.489, SLG: 0.865		K		P5			HR	K		4	1	1	1	0	2	2										
Javy Lopez, R OBP: 0.250, SLG: 0.409	G4-3			G4-3			K		K	4	0	0	0	0	2	2										
Jeff Blauser, R OBP: 0.352, SLG: 0.318 Rafael Belliard, R (5, 6) Mike Mordecai, R OBP: 0.176, SLG: 0.125 (9, PH)	K					G6-4-3		G4-3	K	2	0	1	0	0	1	0										
Mark Lemke, S OBP: 0.347, SLG: 0.275			G1-3		G6-4-3		1B	G3		3	1	0	0	1	0	1										
Tom Glavine, L OBP: 0.167, SLG: 0.167 Terrell Wade, L (6, 1) Dwight Smith, L OBP: 0.273, SLG: 0.111 Tom Thobe, L (7, 1)	G6-3				K			1B		2	0	0	0	0	1	0										
								1B		0	0	0	0	0	0	0										
										1	0	1	0	0	0	0										
										0	0	0	0	0	0	0										
<b>Inning Stats</b>	R: 0 E: 0 K: 0 S: 4	H: 1 LOB: 1 BB: 0 P: 4	R: 0 E: 0 K: 2 S: 9	H: 0 LOB: 0 BB: 0 P: 15	R: 0 E: 0 K: 0 S: 5	H: 0 LOB: 0 BB: 0 P: 7	R: 0 E: 0 K: 0 S: 10	H: 2 LOB: 2 BB: 0 P: 14	R: 0 E: 0 K: 1 S: 8	H: 1 LOB: 1 BB: 0 P: 9	R: 0 E: 0 K: 1 S: 10	H: 1 LOB: 1 BB: 0 P: 17	R: 2 E: 0 K: 1 S: 15	H: 3 LOB: 2 BB: 1 P: 22	R: 0 E: 0 K: 1 S: 8	H: 0 LOB: 0 BB: 0 P: 13	R: 0 E: 0 K: 2 S: 9	H: 0 LOB: 0 BB: 0 P: 13	1B: 6 2B: 1 3B: 0 HR: 1	SF: 0 SAC: 0 DP: 1 HBP: 0	WP: 0 PB: 0 SB: 0 CS: 0	PA: 35				
<b>PITCHER</b>	IP	WLS	BF	H	R	ER	SO	BB	IBB	HBP	BLK	WP	HR	S	P	ERA	WHIP									
Joey Hamilton, R ERA: 3.38	(1, 1)	6.2	W	28	8	2	2	5	1	0	0	0	0	1	58	85	2.70	1.350								
Doug Bochtler, R ERA:	(7, 1)	2.1	S	7	0	0	0	3	0	0	0	0	0	0	20	29	0.00	0.000								

AB	34
R	2
H	8
RBI	2
BB	1
SO	8
LOB	11



Batter	1	2	3	4	5	6	7	8	9	AB	R	H	RBI	BB	SO	LOB	BOTTOM									
Rickey Henderson, R OBP: 0.400, SLG: 0.282	F8		K		L7	F8				4	0	0	0	0	1	1	Atlanta Braves @ San Diego Padres Jack Murphy Stadium, San Diego, CA Sat Apr 13, 1996, 10:05 PM EDT Att: 45,250 - Unknown - 62 F									
Steve Finley, L OBP: 0.294, SLG: 0.182	G1-3		F8	1B	1B	2B	1B	G4-6-3	1B	4	2	3	0	0	0	0										
Tony Gwynn, L OBP: 0.566, SLG: 0.600	2B		G4-3	1B	2B	1B	1B	F9		4	2	3	0	0	0	1										
Ken Caminiti, S OBP: 0.367, SLG: 0.574	2B		F8		1B	E	2B	G4-6-3		4	1	2	2	0	0	3										
Wally Joyner, L OBP: 0.622, SLG: 0.743	BB		G4-3		E	CS	1B	F7		3	1	1	2	1	0	1										
Brad Ausmus, R OBP: 0.231, SLG: 0.297	F9		F8		E6	CS	1B	FC4-6	1B	4	0	1	1	0	0	4										
Andujar Cedeno, R OBP: 0.270, SLG: 0.286		G4-3		K	K			F9		4	0	1	0	0	2	2										
Jody Reed, R OBP: 0.383, SLG: 0.366	G4-3		G1-3		G4-3			FC4-6		4	0	0	0	0	0	2										
Joey Hamilton, R OBP: 0.143, SLG: 0.143 Doug Bochtler, R ERA:	(1, 1)	(7, 1)		K	G6-3					3	0	0	0	0	2	1										
										0	0	0	0	0	0	0										
<b>Inning Stats</b>	R: 1 E: 0 K: 0 S: 17	H: 2 LOB: 2 BB: 1 P: 27	R: 0 E: 0 K: 2 S: 10	H: 1 LOB: 1 BB: 0 P: 16	R: 1 E: 0 K: 0 S: 10	H: 2 LOB: 1 BB: 0 P: 14	R: 0 E: 0 K: 1 S: 7	H: 0 LOB: 0 BB: 0 P: 9	R: 4 E: 1 K: 1 S: 12	H: 4 LOB: 0 BB: 0 P: 16	R: 0 E: 0 K: 1 S: 6	H: 0 LOB: 0 BB: 0 P: 10	R: 0 E: 0 K: 0 S: 5	H: 1 LOB: 0 BB: 0 P: 6	R: 0 E: 0 K: 0 S: 8	H: 1 LOB: 1 BB: 0 P: 11	R: 0 E: 0 K: 0 S: 8	H: 0 LOB: 0 BB: 0 P: 11	1B: 7 2B: 4 3B: 0 HR: 0	SF: 0 SAC: 0 DP: 1 HBP: 0	WP: 0 PB: 0 SB: 0 CS: 2	PA: 35				
<b>PITCHER</b>	IP	WLS	BF	H	R	ER	SO	BB	IBB	HBP	BLK	WP	HR	S	P	ERA	WHIP									
Tom Glavine, L ERA: 4.0	(1, 1)	5.0	L	25	9	6	5	4	1	0	0	0	0	0	56	82	9.00	2.000								
Terrell Wade, L ERA:	(6, 1)	1.0		3	0	0	0	1	0	0	0	0	0	6	10	0.00	0.000									
Tom Thobe, L ERA:	(7, 1)	2.0		7	2	0	0	0	0	0	0	0	0	13	17	0.00	1.000									



Batter	1	2	3	4	5	6	7	8	9	AB	R	H	RBI	BB	SO	LOB	TOP				
Marquis Grissom, R OBP: 0.246, SLG: 0.345	G5-3		G1-3		FC1-2		G5-3		G3-6-3	5	0	1	0	0	0	3	<b>Atlanta Braves @ San Diego Padres</b> <b>Jack Murphy Stadium, San Diego, CA</b> Sun Apr 14 1996, 6:33 AM EDT Att: 45,014 - Sunny - 75 F				
Mark Lemke, S OBP: 0.352, SLG: 0.422	HR						G5-3		G3-6-3	5	2	2	2	0	1	1					
10 Chipper Jones, S OBP: 0.390, SLG: 0.556					F7		HR			4	1	1	1	0	2	0					
Fred McGriff, L OBP: 0.367, SLG: 0.453	P4				G3		1B			4	1	2	0	0	0	0					
David Justice, L OBP: 0.386, SLG: 0.460										3	0	2	0	1	0	0					
Javy Lopez, R OBP: 0.269, SLG: 0.417										4	0	2	1	0	1	2					
Ryan Klesko, L Jerome Walton, R OBP: 0.333, SLG: 0.600										3	0	1	0	1	1	3					
Rafael Belliard, R										4	0	0	0	0	2	6					
29 John Smoltz, R Dwight Smith, L Mark Wohlers, R										2	0	0	0	1	0	0					
										1	0	0	0	0	1	0					
										0	0	0	0	0	0	0					
<b>Inning Stats</b>	R: 1 H: 1 E: 0 S: 9	H: 1 LOB: 0 BB: 0 P: 14	R: 0 H: 1 E: 0 S: 5	H: 1 LOB: 0 BB: 0 P: 8	R: 0 H: 0 E: 0 S: 8	H: 0 LOB: 0 BB: 0 P: 10	R: 0 H: 0 E: 0 S: 8	H: 0 LOB: 0 BB: 0 P: 12	R: 0 H: 1 E: 0 S: 10	H: 1 LOB: 3 BB: 2 P: 25	R: 2 H: 5 E: 0 S: 17	H: 5 LOB: 2 BB: 0 P: 25	R: 0 H: 0 E: 0 S: 7	H: 0 LOB: 0 BB: 0 P: 8	R: 1 H: 2 E: 0 S: 16	H: 2 LOB: 2 BB: 1 P: 27	R: 0 H: 1 E: 0 S: 7	H: 1 LOB: 0 BB: 0 P: 9	1B: 7 2B: 1 3B: 0 HR: 3	SF: 0 SAC: 0 DP: 1 HBP: 0	WP: 0 PA: 39 PB: 0 SB: 0 CS: 1
<b>PITCHER</b>	IP WLS BF H R ER SO BB IBB HBP BLK WP HR S P ERA WHIP	IP WLS BF H R ER SO BB IBB HBP BLK WP HR S P ERA WHIP																			
Fernando Valenzuela, L ERA: 3.09	5.2 L 25 8 3 3 4 2 0 0 0 0 3 54 90 4.76 1.765																				
Scott Sanders, R ERA: 7.5	1.1 4 0 0 0 1 0 0 0 0 0 0 10 12 0.00 0.000																				
Bryce Florie, R ERA: 4.91	2.0 9 3 1 1 3 1 0 0 0 0 0 23 36 4.50 2.000																				

Batter	1	2	3	4	5	6	7	8	9	AB	R	H	RBI	BB	SO	LOB	BOTTOM				
Steve Finley, L OBP: 0.291, SLG: 0.188										4	0	1	0	0	1	1	<b>Atlanta Braves @ San Diego Padres</b> <b>Jack Murphy Stadium, San Diego, CA</b> Sun Apr 14 1996, 6:33 AM EDT Att: 45,014 - Sunny - 75 F				
Jody Reed, R OBP: 0.373, SLG: 0.341										3	0	0	0	1	1	0					
Tony Gwynn, L OBP: 0.544, SLG: 0.592										4	0	1	0	0	0	2					
Wally Joyner, L OBP: 0.571, SLG: 0.667										4	0	0	0	0	2	3					
Chris Gwynn, L Scott Sanders, R Scott Livingstone, L Bryce Florie, R										2	0	0	0	0	2	0					
										0	0	0	0	0	0	0					
										1	0	0	0	0	0	1					
										0	0	0	0	0	0	0					
Craig Shipley, R OBP: 0.444, SLG: 0.765										3	0	0	0	0	3	0					
										3	0	0	0	0	1	0					
Brian Johnson, R OBP: 0.333, SLG: 0.667										3	0	0	0	0	1	0					
Andujar Cedeno, R OBP: 0.250, SLG: 0.263										3	0	0	0	0	2	0					
Fernando Valenzuela, L Marc Newfield, R OBP: 0.354, SLG: 0.600										1	0	0	0	0	1	0					
										1	0	0	0	1	0	0					
<b>Inning Stats</b>	R: 0 H: 0 E: 0 S: 9	H: 0 LOB: 0 BB: 0 P: 12	R: 0 H: 0 E: 0 S: 10	H: 0 LOB: 0 BB: 0 P: 18	R: 0 H: 0 E: 0 S: 10	H: 0 LOB: 0 BB: 0 P: 13	R: 0 H: 0 E: 0 S: 8	H: 0 LOB: 0 BB: 0 P: 13	R: 0 H: 0 E: 0 S: 15	H: 0 LOB: 0 BB: 0 P: 21	R: 0 H: 0 E: 0 S: 11	H: 0 LOB: 1 BB: 1 P: 20	R: 0 H: 1 E: 0 S: 9	H: 1 LOB: 1 BB: 0 P: 15	R: 0 H: 0 E: 0 S: 12	H: 0 LOB: 0 BB: 0 P: 17	R: 0 H: 1 E: 0 S: 6	H: 1 LOB: 2 BB: 1 P: 11	1B: 1 2B: 1 3B: 0 HR: 0	SF: 0 SAC: 0 DP: 0 HBP: 0	WP: 0 PA: 31 PB: 0 SB: 1 CS: 0
<b>PITCHER</b>	IP WLS BF H R ER SO BB IBB HBP BLK WP HR S P ERA WHIP	IP WLS BF H R ER SO BB IBB HBP BLK WP HR S P ERA WHIP																			
29 John Smoltz, R ERA: 2.91	8.0 W 26 1 0 0 13 1 0 0 0 0 0 84 129 0.00 0.250																				
Mark Wohlers, R ERA: 4.26	1.0 5 1 0 0 0 1 0 0 0 0 0 6 11 0.00 2.000																				

Batter	1	2	3	4	5	6	7	8	9	AB	R	H	RBI	BB	SO	LOB	TOP																	
Steve Finley, L (1, 8) OBP: 0.300, SLG: 0.245										5	2	2	0	0	1	2	<p><b>San Diego Padres @ Colorado Rockies</b> Coors Field, Denver, CO Mon Apr 15 1996, 7:05 PM MDT Att: 48,027 - Unknown - 57 F</p> <p>livebaseballscores.com</p>																	
Jody Reed, R (1, 4) OBP: 0.375, SLG: 0.333										4	1	1	0	1	0	1																		
Tony Gwynn, L (1, 9) Chris Gwynn, L (7, 9)										3	1	1	2	0	0	1																		
Ken Caminiti, S (1, 5) OBP: 0.352, SLG: 0.558										5	1	1	0	0	1	2																		
Wally Joyner, L (1, 3) OBP: 0.574, SLG: 0.643										3	2	1	1	2	1	1																		
Marc Newfield, R (1, 7) OBP: 0.438, SLG: 0.643										4	2	2	1	1	1	2																		
Brad Ausmus, R (1, 2) OBP: 0.250, SLG: 0.310										5	0	2	1	0	0	5																		
Andujar Cedeno, R (1, 6) Scott Livingstone, L (9, PH) OBP: 0.293, SLG: 0.293										3	0	2	2	1	0	0																		
Bob Tewksbury, R (1, 1) Willie Blair, R (6, 1) Doug Bochtler, R (8, 1)										3	0	0	0	0	2	6																		
<b>Inning Stats</b>	R: 5 E: 1 K: 3 S: 26	H: 4 LOB: 2 BB: 2 P: 45	R: 0 E: 0 K: 0 S: 9	H: 1 LOB: 0 BB: 0 P: 12	R: 1 E: 0 K: 1 S: 13	H: 2 LOB: 1 BB: 0 P: 18	R: 3 E: 1 K: 1 S: 16	H: 3 LOB: 3 BB: 2 P: 31	R: 0 E: 0 K: 0 S: 6	H: 0 LOB: 0 BB: 0 P: 9	R: 0 E: 0 K: 1 S: 9	H: 1 LOB: 1 BB: 1 P: 14	R: 0 E: 0 K: 0 S: 10	H: 0 LOB: 0 BB: 0 P: 15	R: 0 E: 0 K: 0 S: 8	H: 0 LOB: 1 BB: 1 P: 16		R: 0 E: 0 K: 0 S: 6	H: 1 LOB: 0 BB: 0 P: 7	1B: 8 2B: 4 3B: 0 HR: 0	SF: 1 SAC: 0 DP: 3 HBP: 0	WP: 3 PB: 0 SB: 0 CS: 0	PA: 44											
<b>PITCHER</b>	IP WLS BF H R ER SO BB IBB HBP BLK WP HR S P ERA WHIP																																	
Bryan Rekar, R (1, 1) ERA: 13.5	4.0	27	10	9	7	5	3	1	0	0	0	3	0	64	106	15.75	3.250																	
John Habyan, R (5, 1) ERA: 6.35	1.0	3	0	0	0	0	0	0	0	0	0	0	0	6	9	0.00	0.000																	
Mike Munoz, L (6, 1) ERA: 5.06	0.1	3	1	0	0	1	1	0	0	0	0	0	0	8	13	0.00	6.000																	
Steve Reed, R (6, 1) ERA: 6.75	1.2	4	0	0	0	0	0	0	0	0	0	0	0	11	16	0.00	0.000																	
Bruce Ruffin, L (8, 1) ERA: 6.75	1.0	W 4	0	0	0	0	1	0	0	0	0	0	0	8	16	0.00	1.000																	

Batter	1	2	3	4	5	6	7	8	9	AB	R	H	RBI	BB	SO	LOB	BOTTOM																			
Walt Weiss, S (1, 6) OBP: 0.428, SLG: 0.426										4	2	2	1	0	0	0	<p><b>San Diego Padres @ Colorado Rockies</b> Coors Field, Denver, CO Mon Apr 15 1996, 7:05 PM MDT Att: 48,027 - Unknown - 57 F</p> <p>livebaseballscores.com</p>																			
Ellis Burks, R (1, 7) OBP: 0.519, SLG: 0.756										3	3	2	0	1	0	0																				
Dante Bichette, R (1, 9) OBP: 0.382, SLG: 0.490										5	2	4	4	0	0	1																				
Larry Walker, L (1, 8) OBP: 0.333, SLG: 0.548										4	0	1	2	1	0	2																				
Andres Galarraga, R (1, 3) OBP: 0.275, SLG: 0.521										5	1	1	0	0	3	6																				
Vinny Castilla, R (1, 5) OBP: 0.353, SLG: 0.500										5	1	2	1	0	0	2																				
Jeff Reed, L (1, 2) OBP: 0.400, SLG: 0.519										4	1	2	1	1	0	0																				
Jason Bates, S (1, 4) OBP: 0.308, SLG: 0.333										4	0	1	1	1	1	4																				
Bryan Rekar, R (1, 1) ERA: 4.34	5.0	27	12	8	8	2	1	0	0	0	0	0	0	1	39	60		10.12	1.875																	
Willie Blair, R (6, 1) ERA: 4.61	2.2	L 14	3	3	3	1	2	0	1	0	0	0	0	7	16	0.00		6.000																		
Doug Bochtler, R (8, 1) ERA: 6.75	0.1	3	1	0	0	1	1	0	0	0	0	0	0	7	16	0.00	6.000																			
<b>Inning Stats</b>	R: 2 E: 0 K: 1 S: 9	H: 3 LOB: 0 BB: 0 P: 11	R: 0 E: 1 K: 0 S: 5	H: 0 LOB: 0 BB: 0 P: 9	R: 2 E: 0 K: 0 S: 16	H: 3 LOB: 2 BB: 1 P: 29	R: 2 E: 0 K: 0 S: 11	H: 2 LOB: 0 BB: 0 P: 18	R: 2 E: 0 K: 1 S: 19	H: 4 LOB: 2 BB: 0 P: 27	R: 0 E: 0 K: 1 S: 11	H: 0 LOB: 1 BB: 1 P: 19	R: 0 E: 0 K: 0 S: 9	H: 0 LOB: 1 BB: 1 P: 16	R: 3 E: 0 K: 1 S: 26	H: 4 LOB: 2 BB: 1 P: 41	1B: 11 2B: 3 3B: 1 HR: 1	SF: 1 SAC: 0 DP: 1 HBP: 1	WP: 0 PB: 0 SB: 0 CS: 1	PA: 44																
<b>PITCHER</b>	IP WLS BF H R ER SO BB IBB HBP BLK WP HR S P ERA WHIP																																			

Batter	1	2	3	4	5	6	7	8	9	AB	R	H	RBI	BB	SO	LOB	TOP								
Steve Finley, L (1, 8) OBP: 0.316, SLG: 0.293										5	2	2	1	0	0	2	<b>San Diego Padres @ Colorado Rockies</b> Coors Field, Denver, CO Tue Apr 16 1996, 7:05 PM MDT Att: 48,031 - Unknown - 68 F								
Jody Reed, R (1, 4) OBP: 0.393, SLG: 0.396										5	1	3	2	0	0	3									
Ken Caminiti, S (1, 5) OBP: 0.339, SLG: 0.526										5	1	1	1	1	0	2									
Wally Joyner, L (1, 3) OBP: 0.576, SLG: 0.681										5	1	3	1	0	0	1									
Marc Newfield, R (1, 7) OBP: 0.476, SLG: 0.778										4	1	2	2	1	0	1									
Chris Gwynn, L (1, 9) Arch Cianfrocco, R (6, 9) Tony Gwynn, L (8, PH) Craig Shipley, R (8, PH)										3	0	1	0	0	0	0									
Brad Ausmus, R (1, 2) OBP: 0.245, SLG: 0.298										5	0	1	0	0	1	6									
Andujar Cedeno, R (1, 6) OBP: 0.265, SLG: 0.261										5	0	0	0	0	1	2									
Andy Ashby, R (1, 1) Scott Sanders, R (7, 1) Trevor Hoffman, R (9, 1)										4	3	4	0	0	0	0									
<b>Inning Stats</b>	R: 0 E: 0 K: 0 S: 9	H: 1 LOB: 1 BB: 0 P: 17	R: 0 E: 0 K: 1 S: 9	H: 1 LOB: 1 BB: 0 P: 14	R: 3 E: 1 K: 0 S: 16	H: 4 LOB: 2 BB: 0 P: 24	R: 1 E: 0 K: 0 S: 11	H: 2 LOB: 1 BB: 0 P: 17	R: 0 E: 0 K: 0 S: 6	H: 1 LOB: 1 BB: 0 P: 13	R: 2 E: 0 K: 1 S: 12	H: 3 LOB: 0 BB: 0 P: 20	R: 3 E: 0 K: 1 S: 13	H: 4 LOB: 1 BB: 0 P: 20	R: 1 E: 0 K: 1 S: 18	H: 3 LOB: 2 BB: 1 P: 25		R: 0 E: 0 K: 0 S: 8	H: 0 LOB: 0 BB: 0 P: 13	1B: 10 2B: 8 3B: 0 HR: 1	SF: 0 SAC: 0 DP: 0 HBP: 1	WP: 1 PB: 0 SB: 1 CS: 0	PA: 46		
<b>PITCHER</b>	IP	WLS	BF	H	R	ER	SO	BB	IBB	HBP	BLK	WP	HR	S	P	ERA	WHIP								
Armando Reynoso, R (1, 1) ERA: 6.35	5.1	L	28	11	6	6	1	0	0	1	0	0	0	57	96	10.12	2.062								
Darren Holmes, R (6, 1) ERA: 6.75	1.2		9	5	3	3	2	0	0	0	0	1	1	19	29	16.20	3.000								
John Habyan, R (8, 1) ERA: 3.86	0.1		4	2	1	1	1	1	0	0	0	0	0	13	20	27.00	9.000								
Steve Reed, R (8, 1) ERA: 4.5	0.2		2	1	0	0	0	0	0	0	0	0	0	5	5	0.00	1.500								
Lance Painter, L (9, 1) ERA: 7.94	1.0		3	0	0	0	0	0	0	0	0	0	0	8	13	0.00	0.000								

Batter	1	2	3	4	5	6	7	8	9	AB	R	H	RBI	BB	SO	LOB	BOTTOM								
Walt Weiss, S (1, 6) OBP: 0.443, SLG: 0.420										3	0	1	0	2	0	1	<b>San Diego Padres @ Colorado Rockies</b> Coors Field, Denver, CO Tue Apr 16 1996, 7:05 PM MDT Att: 48,031 - Unknown - 68 F								
Ellis Burks, R (1, 7) OBP: 0.475, SLG: 0.680										5	0	0	0	0	1	7									
Dante Bichette, R (1, 9) OBP: 0.350, SLG: 0.446										5	0	0	0	0	3	3									
Larry Walker, L (1, 8) OBP: 0.340, SLG: 0.553										5	1	2	0	0	0	3									
Andres Galarraga, R (1, 3) OBP: 0.291, SLG: 0.500										2	1	0	0	0	1	1									
Vinny Castilla, R (1, 5) OBP: 0.394, SLG: 0.620										4	2	2	4	0	0	2									
Jeff Reed, L (1, 2) OBP: 0.382, SLG: 0.581										4	1	1	1	0	1	0									
Jason Bates, S (1, 4) OBP: 0.326, SLG: 0.425										4	1	2	1	0	0	0									
Armando Reynoso, R (11, 1) Darren Holmes, R (7, PH) John Vander Wal, L (8, 1) John Habyan, R (8, 1) Steve Reed, R (8, 1) Lance Painter, L (9, 1) Quinton McCracken, S (9, PH)										2	0	1	0	0	0	0									
<b>Inning Stats</b>	R: 0 E: 0 K: 1 S: 8	H: 1 LOB: 0 BB: 0 P: 17	R: 2 E: 0 K: 0 S: 8	H: 1 LOB: 0 BB: 0 P: 11	R: 0 E: 0 K: 1 S: 8	H: 1 LOB: 0 BB: 0 P: 13	R: 0 E: 0 K: 1 S: 9	H: 0 LOB: 0 BB: 0 P: 14	R: 1 E: 0 K: 1 S: 9	H: 1 LOB: 0 BB: 0 P: 15	R: 0 E: 0 K: 0 S: 5	H: 0 LOB: 0 BB: 0 P: 6	R: 2 E: 1 K: 0 S: 14	H: 2 LOB: 3 BB: 2 P: 28	R: 0 E: 0 K: 1 S: 11	H: 1 LOB: 1 BB: 0 P: 15		R: 1 E: 0 K: 1 S: 16	H: 3 LOB: 3 BB: 1 P: 25	1B: 4 2B: 2 3B: 0 HR: 4	SF: 0 SAC: 0 DP: 2 HBP: 2	WP: 0 PB: 0 SB: 0 CS: 1	PA: 40		
<b>PITCHER</b>	IP	WLS	BF	H	R	ER	SO	BB	IBB	HBP	BLK	WP	HR	S	P	ERA	WHIP								
Andy Ashby, R (1, 1) ERA: 3.71	6.2	W	27	6	5	5	4	1	0	1	0	0	1	17	30	6.75	1.050								
Scott Sanders, R (7, 1) ERA: 7.39	1.1		8	3	1	1	1	1	0	1	0	0	1	17	30	6.75	3.000								
Trevor Hoffman, R (9, 1) ERA: 1.17	1.0		5	1	0	0	1	1	0	0	0	0	0	14	21	0.00	2.000								



Batter	1	2	3	4	5	6	7	8	9	AB	R	H	RBI	BB	SO	LOB	TOP						
<b>Steve Finley, L</b> OBP: 0.319, SLG: 0.286	4-2 S 1B BB	1-1 P4	3-2 P5		3-2 F8		2-2 G3 S 1B		0-0 G3	5	1	1	0	1	0	4							
<b>Jody Reed, R</b> OBP: 0.403, SLG: 0.397	2-1 BB 1B 1-H	0-1		4-1 F 2B BB	0-1 G1-3		2-2 G3		2-2 G4-3	5	1	2	2	1	0	1							
<b>Ken Caminiti, S</b> OBP: 0.338, SLG: 0.508	1 SAFE 0-0 G5-4-3 BB 1-2 1B	2-0 G5-3		0-1 E3 2B HR	3-1 G5-3		2-2 G5-3		1-1 1B	6	1	2	0	0	0	4							
<b>Wally Joyner, L</b> OBP: 0.569, SLG: 0.717	0-3 K		0-1 G3	3-1 HR 2B		2-2 L9		0-1 2B 3B	2-2 1B	6	2	3	1	0	1	2							
<b>Marc Newfield, R</b> OBP: 0.556, SLG: 0.957	4-0 1-2 2-3 BB		1-2 1B 1B	0-0 2-H 3-H HR		1-1 2B 1B		1-0 1B FC4-6 2B	0-0 G3-1	5	4	4	4	1	0	2							
<b>Archi Cianfrocco, R</b> OBP: 0.333, SLG: 0.467	1-2 G5-4-3		0-0 F8	0-0 G1-3		0-0 F8		3-H K		5	0	0	0	0	1	6							
<b>Craig Shipley, R</b> OBP: 0.478, SLG: 0.773		2-2 G5-3	3-1 1B 1B	3-1 G6-3		1 SAFE 1 SAFE 1-H 2B		0-1 FC4-6 1B		5	1	3	1	0	0	0							
<b>Brad Ausmus, R</b> OBP: 0.278, SLG: 0.320		1-0 FC5 1B 2B	4-0 E 1B BB	4-2 BB		1-1 F9		1 SAFE 1 SAFE 1 SAFE 3-H FC4-6		3	1	1	1	2	0	2							
<b>Sean Bergman, R</b> OBP: 0.111, SLG: 0.111	2-2 FC5		0-0 E7	0-0 P4				1-2 G3	0-1 F8	3	0	1	2	0	0	2							
<b>Bryce Florie, R</b> OBP: 0.182, SLG: 0.273			1-3 2-H 3-H 1B							1	0	0	0	0	0	1							
<b>Tim Worrell, R</b> OBP: 0.278, SLG: 0.320										0	0	0	0	0	0	0							
<b>Inning Stats</b>	R: 1 E: 0 K: 1 S: 11	H: 2 LOB: 2 BB: 2 P: 24	R: 1 E: 0 K: 0 S: 18	H: 2 LOB: 2 BB: 0 P: 25	R: 2 E: 1 K: 0 S: 14	H: 3 LOB: 2 BB: 1 P: 25	R: 4 E: 1 K: 0 S: 12	H: 2 LOB: 1 BB: 2 P: 26	R: 0 E: 0 K: 0 S: 11	H: 0 LOB: 0 BB: 0 P: 17	R: 1 E: 0 K: 0 S: 12	H: 2 LOB: 1 BB: 0 P: 17	R: 0 E: 0 K: 0 S: 14	H: 1 LOB: 1 BB: 0 P: 21	R: 2 E: 0 K: 1 S: 11	H: 3 LOB: 2 BB: 0 P: 14	R: 0 E: 0 K: 0 S: 10	H: 2 LOB: 2 BB: 0 P: 15	1B: 11 2B: 4 3B: 1 HR: 1	SF: 0 SAC: 0 DP: 1 HBP: 0	WP: 0 PB: 0 SB: 2 CS: 0	PA: 50	
<b>PITCHER</b>	IP	WLS	BF	H	R	ER	SO	BB	IBB	HBP	BLK	WP	HR	S	P	ERA	WHIP			ERA	WHIP		
<b>Marvin Freeman, R</b> ERA: 6.32	4.0	L	27	9	8	7	1	5	0	0	0	0	1	55	100	15.75	3.500			0.00	0.000		
<b>Mike Munoz, L</b> ERA: 5.4	1.0		3	0	0	0	0	0	0	0	0	0	0	11	17	9.00	2.000						
<b>Steve Reed, R</b> ERA: 5.14	1.0		5	2	1	1	0	0	0	0	0	0	0	12	17	9.00	2.000						
<b>Lance Painter, L</b> ERA: 7.3	1.0		4	1	0	0	0	0	0	0	0	0	0	14	21	0.00	1.000						
<b>Darren Holmes, R</b> ERA: 8.53	1.0		6	3	2	2	1	0	0	0	0	0	0	11	14	18.00	3.000						
<b>Curt Leskanic, R</b> ERA: 3.0	1.0		5	2	0	0	0	0	0	0	0	0	0	10	15	0.00	2.000						

**San Diego Padres @ Colorado Rockies**  
Coors Field, Denver, CO  
Wed Apr 17 1996, 3:33 AM MDT  
Att: 48,011 - Sunny - 68 F

**AB 45**  
**R 11**  
**H 17**  
**RBI 11**  
**BB 5**  
**SO 2**  
**LOB 24**



Batter	1	2	3	4	5	6	7	8	9	AB	R	H	RBI	BB	SO	LOB	BOTTOM						
<b>Walt Weiss, S</b> OBP: 0.439, SLG: 0.396	0-3 K	1-3 K		2-0 F8	4-1 1-2 2-3 BB			4-2 1B 1B BB		3	0	0	0	2	2	4							
<b>Ellis Burks, R</b> OBP: 0.469, SLG: 0.655	1-2 S 2B 1B		0-0 G6-3	1-2 G3	0-1 G3-1			1-2 1B 1B		5	1	2	1	0	0	5							
<b>Dante Bichette, R</b> OBP: 0.369, SLG: 0.459	1 SAFE 3-3 K		1-0 S 1B 1B		2-0 1B 1B		1-0 F8	0-2 1B 1B		5	2	3	0	0	1	1							
<b>Larry Walker, L</b> OBP: 0.345, SLG: 0.558	0-0 2B		3-3 K		2-0 2B 1B		2-3 K	3-3 K		5	1	2	1	0	3	3							
<b>Curt Leskanic, R</b> OBP: 0.345, SLG: 0.558	2-H 2B		1-2 K		1-2 2B 1B					0	0	0	0	0	0	0							
<b>Andres Galarraga, R</b> OBP: 0.300, SLG: 0.509	0-0 G6-3		1-0 1B		1-2 WP 1B 2B		1-0 G1-3	0-3 K		5	1	2	3	0	1	3							
<b>Vinny Castilla, R</b> OBP: 0.350, SLG: 0.582		0-2 G5-3	0-3 K		2-0 BB BB 1B		1-0 F9		0-0 F8	5	0	1	1	0	1	1							
<b>Jeff Reed, L</b> OBP: 0.410, SLG: 0.588		4-1 SH1-4 1B BB		0-0 G6-3 2B	1-3 K		1-0 L5	4-0 FC6-4 BB		3	0	1	0	2	1	1							
<b>Jason Bates, S</b> OBP: 0.354, SLG: 0.419		2-0 SH1-4 1B		4-2 G6-3 BB	4-1 BB BB		0-0 F7	3-3 K		3	0	1	0	2	1	1							
<b>Marvin Freeman, R</b> ERA: 6.91	1.0		1-2 G6-3		1-3 K			2-1 1B 1B	2-1 FC6-4	0	0	0	0	0	0	0							
<b>Mike Munoz, L</b> ERA: 5.4	1.0									0	0	0	0	0	0	0							
<b>Steve Reed, R</b> ERA: 5.14	1.0									0	0	0	0	0	0	0							
<b>Lance Painter, L</b> ERA: 7.3	1.0									0	0	0	0	0	0	0							
<b>Darren Holmes, R</b> ERA: 8.53	1.0									0	0	0	0	0	0	0							
<b>Inning Stats</b>	R: 1 E: 0 K: 2 S: 13	H: 2 LOB: 1 BB: 0 P: 16	R: 0 E: 0 K: 1 S: 9	H: 1 LOB: 2 BB: 1 P: 17	R: 1 E: 0 K: 2 S: 9	H: 2 LOB: 1 BB: 0 P: 14	R: 0 E: 0 K: 0 S: 13	H: 1 LOB: 2 BB: 1 P: 21	R: 3 E: 0 K: 2 S: 16	H: 4 LOB: 3 BB: 2 P: 33	R: 0 E: 0 K: 1 S: 6	H: 0 LOB: 0 BB: 0 P: 10	R: 0 E: 0 K: 0 S: 3	H: 0 LOB: 0 BB: 0 P: 5	R: 1 E: 0 K: 2 S: 17	H: 3 LOB: 2 BB: 1 P: 27	R: 0 E: 0 K: 1 S: 6	H: 0 LOB: 1 BB: 1 P: 15	1B: 10 2B: 3 3B: 0 HR: 0	SF: 0 SAC: 1 DP: 0 HBP: 0	WP: 1 PB: 0 SB: 2 CS: 0	PA: 45	
<b>PITCHER</b>	IP	WLS	BF	H	R	ER	SO	BB	IBB	HBP	BLK	WP	HR	S	P	ERA	WHIP			ERA	WHIP		
<b>Sean Bergman, R</b> ERA: 6.91	4.0		24	10	5	5	3	2	0	0	0	0	0	50	81	11.25	3.000						
<b>Bryce Florie, R</b> ERA: 2.7	3.0	W	11	0	0	0	3	2	0	0	0	0	0	19	35	0.00	0.667						
<b>Tim Worrell, R</b> ERA: 1.35	2.0		10	3	1	1	3	2	0	0	0	0	0	23	42	4.50	2.500						

**San Diego Padres @ Colorado Rockies**  
Coors Field, Denver, CO  
Wed Apr 17 1996, 3:33 AM MDT  
Att: 48,011 - Sunny - 68 F

**AB 38**  
**R 6**  
**H 13**  
**RBI 6**  
**BB 6**  
**SO 11**  
**LOB 24**





Batter	1	2	3	4	5	6	7	8	9	AB	R	H	RBI	BB	SO	LOB	TOP					
Steve Finley, L (1,8) OBP: 0.303, SLG: 0.269			G4-3			F8			K	4	0	0	0	0	2	0						
Jody Reed, R (1,4) OBP: 0.394, SLG: 0.387			G4-3			F7				4	0	1	0	0	1	0						
Ken Caminiti, S (1,5) OBP: 0.348, SLG: 0.500				G4-3		G5-3				3	0	1	0	1	0	0						
Wally Joyner, L (1,3) OBP: 0.551, SLG: 0.679					BB			L9		3	0	0	0	1	0	3						
Marc Newfield, R (1,7) OBP: 0.516, SLG: 0.889		G6-3		F8		G1-3			F8	4	1	1	0	0	0	3						
Archi Cianfrocco, R (1,9) OBP: 0.278, SLG: 0.389		G6-3		P8						3	0	0	0	0	1	2						
Brad Ausmus, R (1,2) OBP: 0.263, SLG: 0.302		G6-3			L9			L8		3	0	0	1	0	0	0						
Andujar Cedeno, R (1,6) OBP: 0.250, SLG: 0.245		G4-3			G5-3			L9		3	0	0	0	0	0	0						
Joey Hamilton, R (1,1) OBP: 0.111, SLG: 0.111			G6-3							2	0	0	0	0	1	0						
Scott Sanders, R (6,1)										0	0	0	0	0	0	0						
Scott Livingstone, L (8,PH) OBP: 0.187, SLG: 0.250										1	0	0	0	0	1	0						
Willie Blair, R (8,1)										0	0	0	0	0	0	0						
<b>Inning Stats</b>	R: 0 E: 0 K: 2 S: 10	H: 1 LOB: 1 BB: 0 P: 13	R: 1 E: 0 K: 0 S: 11	H: 1 LOB: 0 BB: 0 P: 16	R: 0 E: 0 K: 0 S: 7	H: 0 LOB: 0 BB: 0 P: 11	R: 0 E: 0 K: 0 S: 9	H: 0 LOB: 0 BB: 1 P: 17	R: 0 E: 0 K: 1 S: 8	H: 0 LOB: 0 BB: 0 P: 11	R: 0 E: 0 K: 0 S: 4	H: 0 LOB: 0 BB: 0 P: 5	R: 0 E: 0 K: 1 S: 6	H: 0 LOB: 0 BB: 0 P: 8	R: 0 E: 0 K: 1 S: 6	H: 0 LOB: 0 BB: 0 P: 10	R: 0 E: 0 K: 1 S: 13	H: 1 LOB: 2 BB: 1 P: 24	1B: 2 2B: 1 3B: 0 HR: 0	SF: 0 SAC: 0 DP: 0 HBP: 0	WP: 0 PB: 0 SB: 0 CS: 0	PA: 32
<b>PITCHER</b> 29 John Smoltz, R (1,1) ERA: 2.35	IP: 9.0 WLS: W BF: 32 H: 3 R: 1 ER: 1 SO: 6	BB: 2 IBB: 0 HBP: 0 BLK: 0	WP: 0 HR: 0 S: 74 P: 115	ERA: 1.00 WHIP: 0.556	<b>PITCHER</b>										IP: 9.0 WLS: W BF: 32 H: 3 R: 1 ER: 1 SO: 6	BB: 2 IBB: 0 HBP: 0 BLK: 0	WP: 0 HR: 0 S: 74 P: 115	ERA: 1.00 WHIP: 0.556				

San Diego Padres @ Atlanta Braves  
Atlanta-Fulton County Stadium, Atlanta, GA

livebaseballscorecards.com



AB 30  
R 1  
H 3  
RBI 1  
BB 2  
SO 6  
LOB 8

Fri Apr 19 1996, 7:05 PM EDT  
Att: 27,375 - Cloudy - 65 F

Batter	1	2	3	4	5	6	7	8	9	AB	R	H	RBI	BB	SO	LOB	BOTTOM					
Marquis Grissom, R (1,8) OBP: 0.295, SLG: 0.347		G1-3		G4-3		K				3	1	0	0	0	1	0						
Tony Gaffano, R (1,4) OBP: 0.500, SLG: 0.333				K		K				3	1	1	0	0	2	0						
10 Chipper Jones, S (1,5) OBP: 0.351, SLG: 0.471				L8		G4-3				3	1	0	0	1	1	1						
Fred McGriff, L (1,3) OBP: 0.342, SLG: 0.403		G3		F9		K				4	1	1	2	0	1	1						
David Justice, L (1,9) OBP: 0.384, SLG: 0.426				L8		HR				3	2	2	2	1	0	0						
Ryan Klesko, L (1,7) OBP: 0.477, SLG: 0.836				G6-3		G4-3				3	1	2	2	1	0	1						
Jerome Walton, R (9,7) OBP: 0.429, SLG: 0.667				HR						0	0	0	0	0	0	0						
Javy Lopez, R (1,2) OBP: 0.313, SLG: 0.419				FC6-4		1B				4	0	2	1	0	0	1						
Rafael Belliard, R (1,6) OBP: 0.095, SLG: 0.095		G6-3		F7		L8				4	0	0	0	0	4							
29 John Smoltz, R (1,1)	K			G6-3		F9			G3-1	4	0	0	0	0	1	1						
<b>Inning Stats</b>	R: 5 E: 0 K: 1 S: 19	H: 3 LOB: 1 BB: 2 P: 36	R: 0 E: 0 K: 1 S: 9	H: 1 LOB: 0 BB: 0 P: 14	R: 0 E: 0 K: 0 S: 10	H: 1 LOB: 0 BB: 0 P: 10	R: 0 E: 0 K: 1 S: 7	H: 0 LOB: 0 BB: 0 P: 11	R: 2 E: 0 K: 0 S: 15	H: 3 LOB: 1 BB: 0 P: 21	R: 0 E: 0 K: 2 S: 9	H: 0 LOB: 0 BB: 0 P: 12	R: 0 E: 0 K: 1 S: 7	H: 0 LOB: 1 BB: 1 P: 13	R: 0 E: 0 K: 0 S: 6	H: 0 LOB: 0 BB: 0 P: 9	R: 0 E: 0 K: 0 S: 6	H: 0 LOB: 0 BB: 0 P: 9	1B: 6 2B: 1 3B: 0 HR: 1	SF: 0 SAC: 0 DP: 1 HBP: 2	WP: 0 PB: 0 SB: 0 CS: 0	PA: 36
<b>PITCHER</b> Joey Hamilton, R (1,1) ERA: 5.32	IP: 5.0 WLS: L BF: 26 H: 8 R: 7 ER: 7 SO: 3	BB: 2 IBB: 0 HBP: 2 BLK: 0	WP: 0 HR: 1 S: 60 P: 92	ERA: 12.60 WHIP: 2.000	<b>PITCHER</b>										IP: 5.0 WLS: L BF: 26 H: 8 R: 7 ER: 7 SO: 3	BB: 2 IBB: 0 HBP: 2 BLK: 0	WP: 0 HR: 1 S: 60 P: 92	ERA: 12.60 WHIP: 2.000				
Scott Sanders, R (6,1) ERA: 5.79	IP: 2.0 WLS: 7 BF: 7 H: 0 R: 0 ER: 0 SO: 3	BB: 1 IBB: 0 HBP: 0 BLK: 0	WP: 0 HR: 0 S: 16 P: 25	ERA: 0.00 WHIP: 0.500	<b>PITCHER</b>										IP: 2.0 WLS: 7 BF: 7 H: 0 R: 0 ER: 0 SO: 3	BB: 1 IBB: 0 HBP: 0 BLK: 0	WP: 0 HR: 0 S: 16 P: 25	ERA: 0.00 WHIP: 0.500				
Willie Blair, R (8,1) ERA: 4.3	IP: 1.0 WLS: 3 BF: 3 H: 0 R: 0 ER: 0 SO: 0	BB: 0 IBB: 0 HBP: 0 BLK: 0	WP: 0 HR: 0 S: 6 P: 9	ERA: 0.00 WHIP: 0.000	<b>PITCHER</b>										IP: 1.0 WLS: 3 BF: 3 H: 0 R: 0 ER: 0 SO: 0	BB: 0 IBB: 0 HBP: 0 BLK: 0	WP: 0 HR: 0 S: 6 P: 9	ERA: 0.00 WHIP: 0.000				

San Diego Padres @ Atlanta Braves  
Atlanta-Fulton County Stadium, Atlanta, GA

livebaseballscorecards.com



AB 31  
R 7  
H 8  
RBI 7  
BB 3  
SO 6  
LOB 9

Fri Apr 19 1996, 7:05 PM EDT  
Att: 27,375 - Cloudy - 65 F

Batter	1	2	3	4	5	6	7	8	9	AB	R	H	RBI	BB	SO	LOB	TOP										
Steve Finley, L (1, 8) OBP: 0.296, SLG: 0.264	1-1 F8		2-2 E6 G4-3 2B	0-2 1B		0-2 G4-3		2-0 L9		5	1	1	2	0	0	0											
Jody Reed, R (1, 4) OBP: 0.382, SLG: 0.388	2-1 F9		0-0 G4-3	3-1 G6-3		1-1 2B		1-0 L8		5	0	1	0	0	0	2											
Ken Caminiti, S (1, 5) OBP: 0.365, SLG: 0.514	3-2 2B		4-2 2B BB		0-0 F7	1-3 K		1-1 1B		4	1	2	0	1	1	1											
Wally Joyner, L (1, 3) OBP: 0.568, SLG: 0.717	4-0 BB		2-2 2B		1-2 1B SF8		1-1 F8		1-0 2B	4	1	3	2	1	0	0											
Marc Newfield, R (1, 7) OBP: 0.472, SLG: 0.781	2-1 G4-3		2-2 L5		2-2 1B SF8		1-1 L7		1-0 L8	5	0	1	0	0	0	4											
Craig Shipley, R (1, 9) OBP: 0.519, SLG: 0.800		2-2 1B G5-4-3		0-0 SH1-4 1B	2-2 SF8		0-1 1B S			3	1	3	1	0	0	0											
Luis Lopez, S (1, 6) OBP: 0.283, SLG: 0.368	1-1 G5-4-3 1-2f		1-3 K	1-3 K	4-1 BB FC6-4		3-3 K			3	0	0	0	1	2	3											
Brad Ausmus, R (1, 2) OBP: 0.262, SLG: 0.298	1-2 K		0-0 SH1-4 1B	2-1 1B FC6-4				3-2 G5		4	1	1	0	0	1	2											
Bob Tewksbury, R (1, 1) OBP: 0.262, SLG: 0.298			2-3 K	1-1 SH1-4		2-3 K		1-0 F8		2	0	0	0	0	2	0											
Willie Blair, R (7, 1) OBP: 0.262, SLG: 0.298										0	0	0	0	0	0	0											
Archi Cianfrocco, R (8, PH) OBP: 0.262, SLG: 0.298										1	0	0	0	0	0	0											
Doug Bochtler, R (8, 1) OBP: 0.262, SLG: 0.298										0	0	0	0	0	0	0											
<b>Inning Stats</b>	R: 0 E: 0 K: 0 S: 9	H: 1 LOB: 2 BB: 1 P: 21	R: 0 E: 0 K: 1 S: 10	H: 1 LOB: 0 BB: 0 P: 14	R: 2 E: 1 K: 1 S: 18	H: 1 LOB: 1 BB: 1 P: 30	R: 2 E: 0 K: 1 S: 12	H: 3 LOB: 1 BB: 0 P: 17	R: 1 E: 0 K: 0 S: 19	H: 2 LOB: 2 BB: 1 P: 30	R: 0 E: 0 K: 2 S: 11	H: 1 LOB: 1 BB: 0 P: 15	R: 0 E: 0 K: 1 S: 9	H: 1 LOB: 0 BB: 0 P: 14	R: 0 E: 0 K: 0 S: 6	H: 0 LOB: 0 BB: 0 P: 12	R: 0 E: 0 K: 0 S: 5	H: 2 LOB: 1 BB: 0 P: 9	1B: 8 2B: 4 3B: 0 HR: 0	SF: 1 SAC: 1 DP: 1 HBP: 0	WP: 0 PB: 0 SB: 0 CS: 1	PA: 41					
<b>PITCHER</b>	IP	WLS	BF	H	R	ER	SO	BB	IBB	HBP	BLK	WP	HR	S	P	ERA	WHIP										
Jason Schmidt, R (1, 1) ERA: 4.15	4.2		25	8	5	3	3	3	0	0	0	0	0	66	108	5.79	2.357										
Brad Clontz, R (5, 1) ERA: 1.93	0.1		1	0	0	0	0	0	0	0	0	0	0	2	4	0.00	0.000										
Terrell Wade, L (6, 1) ERA: 1.93	2.0		8	2	0	0	3	0	0	0	0	0	0	20	29	0.00	1.000										
Greg McMichael, R (8, 1) ERA: 2.79	1.0	W	3	0	0	0	0	0	0	0	0	0	0	6	12	0.00	0.000										
Mark Wohlers, R (9, 1) ERA: 2.89	1.0	S	4	2	0	0	0	0	0	0	0	0	0	5	9	0.00	2.000										

San Diego Padres @ Atlanta Braves  
Atlanta-Fulton County Stadium, Atlanta, GA  
Sat Apr 20 1996, 7:05 PM EDT  
Att: 31,893 - Unknown - 58 F

AB	36
R	5
H	12
RBI	5
BB	3
SO	6
LOB	12



Batter	1	2	3	4	5	6	7	8	9	AB	R	H	RBI	BB	SO	LOB	BOTTOM										
Marquis Grissom, R (1, 8) OBP: 0.293, SLG: 0.368	1-1 10 SF8 3B		2-0 L1		2-2 G6-3		1-0 P9			4	1	1	0	0	0	2											
Ed Giovannola, L (1, 4) OBP: 0.333, SLG: 0.375	0-0 G3		1-1 P3		1-0 P5		1-0 G3			4	0	0	1	0	0	2											
10 Chipper Jones, S (1, 5) OBP: 0.344, SLG: 0.463	1-1 SF8		1-0 G4-3			2-2 F8	3-1 1B			3	0	1	2	0	0	0											
Fred McGriff, L (1, 3) OBP: 0.350, SLG: 0.400	4-2 FC6-3 BB			2-3 K		0-0 BB 2B	3-2 G3-1			3	1	1	0	1	1	1											
David Justice, L (1, 9) OBP: 0.390, SLG: 0.422	1-1 FC6-3 1-2f			0-2 E 1B	3-0 E6 1B	4-0 2B BB		3-1 F7		3	0	1	0	1	0	1											
Ryan Klesko, L (1, 7) OBP: 0.507, SLG: 0.898		0-1 E G6-3 1B		1-2 1B	0-0 E6 1B	1-2 2B	2-1 SF9 3B			4	2	4	1	0	0	0											
Javy Lopez, R (1, 2) OBP: 0.310, SLG: 0.400		0-1 E5 G6-3		0-0 E6	1-1 G3		4-1 BB			3	0	0	0	1	0	4											
Rafael Belliard, R (1, 6) OBP: 0.125, SLG: 0.167		2-1 G6-3		0-2 G6-3			0-0 1B G3	3-2 SF9		3	1	1	0	0	0	3											
Dwight Smith, L (8, PH) OBP: 0.250, SLG: 0.154		1-2f G6-3					1-0 1B G3			0	0	0	1	0	0	0											
Mark Wohlers, R (9, 1) OBP: 0.250, SLG: 0.154		3-0 G5-3					0-2 1B G3	0-2 F8		0	0	0	0	0	0	0											
Jason Schmidt, R (11, 1) ERA: 4.74	6.0		27	8	5	4	1	2	0	0	0	0	0	0	0	0											
Willie Blair, R (7, 1) ERA: 4.02	1.0		4	1	0	0	0	0	0	0	0	7	15	0.00	1.000												
Doug Bochtler, R (8, 1) ERA: 1.08	1.0	L	5	1	1	1	0	1	0	0	0	12	24	9.00	2.000												
<b>Inning Stats</b>	R: 1 E: 0 K: 0 S: 9	H: 1 LOB: 1 BB: 1 P: 16	R: 1 E: 1 K: 0 S: 7	H: 1 LOB: 0 BB: 0 P: 9	R: 0 E: 0 K: 1 S: 4	H: 0 LOB: 0 BB: 0 P: 8	R: 0 E: 1 K: 1 S: 14	H: 2 LOB: 2 BB: 0 P: 19	R: 0 E: 0 K: 0 S: 6	H: 0 LOB: 0 BB: 0 P: 9	R: 1 E: 0 K: 0 S: 7	H: 2 LOB: 1 BB: 1 P: 14	R: 2 E: 1 K: 0 S: 9	H: 3 LOB: 1 BB: 0 P: 18	R: 1 E: 0 K: 0 S: 12	H: 1 LOB: 1 BB: 1 P: 24	1B: 6 2B: 2 3B: 2 HR: 0	SF: 2 SAC: 0 DP: 1 HBP: 0	WP: 0 PB: 0 SB: 0 CS: 0	PA: 36							
<b>PITCHER</b>	IP	WLS	BF	H	R	ER	SO	BB	IBB	HBP	BLK	WP	HR	S	P	ERA	WHIP										

San Diego Padres @ Atlanta Braves  
Atlanta-Fulton County Stadium, Atlanta, GA  
Sat Apr 20 1996, 7:05 PM EDT  
Att: 31,893 - Unknown - 58 F

AB	31
R	6
H	10
RBI	5
BB	3
SO	1
LOB	14




Batter	1	2	3	4	5	6	7	8	9	10	11	12	13	14	15	AB	R	H	RBI	BB	SO	LOB	TOP					
Steve Finley, L OBP: 0.363, SLG: 0.291 (1, 8)	G4-3				G1-3			G4-3	G4-3		G6-3		G6-3		SF9	7	0	3	2	0	0	0						
Jody Reed, R OBP: 0.381, SLG: 0.378 (1, 4)	1B					L6		WP 1B	P3		G6-3			K	P4	7	0	2	0	1	1	4						
Marc Newfield, R OBP: 0.465, SLG: 0.718 (1, 7) (10, 9)	1B			E5		K		WP 1B			G6-3			1B		7	0	3	0	0	1	2						
Ken Caminiti, S OBP: 0.358, SLG: 0.487 (1, 5)	K			G1-4-3		1B		L9			F9					6	0	1	0	0	1	7						
Wally Joyner, L OBP: 0.556, SLG: 0.697 (1, 3)	K					1B					FC3-2 HBP			F8		6	0	2	0	1	2	3						
Craig Shipley, R OBP: 0.489, SLG: 0.690 Rickey Henderson, R OBP: 0.421, SLG: 0.300 (1, 9) (10, PR) (10, 7)		F9			G6-3			F9								4	0	0	0	1	0	5						
Andujar Cedeno, R OBP: 0.232, SLG: 0.226 Luis Lopez, S (1, 8) (10, PH) (10, 6)	G4-3				G4-3			K			FC3-2 IBB			K		4	0	0	0	1	0	5						
Brian Johnson, R OBP: 0.333, SLG: 0.600 Brad Ausmus, R OBP: 0.282, SLG: 0.311 (1, 2) (7, PR) (7, 2)	G1-3				G5-3			CS 1B			P3				E1	3	0	1	0	0	0	0						
Fernando Vazquez, L OBP: 0.333, SLG: 0.333 Arin Carter, R OBP: 0.333, SLG: 0.333 Scott Lincecum, L OBP: 0.333, SLG: 0.333 Tommy Lasorda, L OBP: 0.333, SLG: 0.333 Tim Lincecum, R OBP: 0.333, SLG: 0.333 Scott Lincecum, R OBP: 0.333, SLG: 0.333 (1, 1) (1, 1) (1, 1) (1, 1) (1, 1) (1, 1)				F9				K			L8			K		4	0	0	0	0	1	0						
Inning Stats	R: 0 E: 0 K: 2 S: 18	H: 2 LOB: 2 BB: 0 P: 24	R: 0 E: 0 K: 0 S: 8	H: 0 LOB: 0 BB: 0 P: 10	R: 0 E: 1 K: 0 S: 10	H: 2 LOB: 2 BB: 0 P: 16	R: 0 E: 0 K: 0 S: 6	H: 0 LOB: 0 BB: 0 P: 9	R: 0 E: 0 K: 1 S: 14	H: 2 LOB: 2 BB: 0 P: 23	R: 0 E: 0 K: 2 S: 10	H: 1 LOB: 1 BB: 0 P: 13	R: 0 E: 0 K: 0 S: 10	H: 1 LOB: 3 BB: 1 P: 20	R: 0 E: 0 K: 2 S: 4	H: 1 LOB: 1 BB: 0 P: 8	R: 0 E: 0 K: 2 S: 9	H: 0 LOB: 1 BB: 1 P: 15	R: 0 E: 0 K: 1 S: 9	H: 1 LOB: 0 BB: 0 P: 11	R: 0 E: 0 K: 1 S: 7	H: 1 LOB: 1 BB: 0 P: 13	R: 1 E: 2 K: 0 S: 13	H: 1 LOB: 2 BB: 0 P: 25	1B: 11 2B: 4 3B: 0 HR: 0	SF: 1 SAC: 0 DP: 1 HBP: 1	WP: 1 PB: 0 SB: 1 CS: 2	PA: 65
PITCHER	IP 8.0	WLS 33	BF 33	H 8	R 0	ER 0	SO 5	BB 1	IBB 0	HBP 0	BLK 0	WP 1	HR 0	S 81	P 123	ERA 0.00	WHIP 1.125											
Steve Avery, L ERA: 3.12																PITCHER Mike Bielecki, R ERA: 1.13												
Brad Clontz, R ERA: 2.79																Tom Thobe, L ERA:												
Terrell Wade, L ERA:																												
Greg McMichael, R ERA: 2.31																												
Mark Wohlers, R ERA: 2.61																												

San Diego Padres @ Atlanta Braves  
Atlanta-Fulton County Stadium, Atlanta, GA  
Sun Apr 21 1996, 3:33 AM EDT  
Att. 28,829 - Cloudy - 78 F

livebaseballscorecards.com

AB 59  
R 2  
H 14  
RBI 2  
BB 4  
SO 9  
LOB 36



Batter	1	2	3	4	5	6	7	8	9	10	11	12	13	14	15	AB	R	H	RBI	BB	SO	LOB	BOTTOM			
Marquis Griesom, R OBP: 0.281, SLG: 0.361 (1, 8)	G6-3				G4-3			G6-3		K	K				G5-3	7	0	1	0	2	1					
Mark Lemke, S OBP: 0.357, SLG: 0.426 (1, 4)	K				1B			F9		G4-3				P7		7	0	2	0	0	2	1				
10 Chipper Jones, S OBP: 0.338, SLG: 0.424 (1, 5)	G6-3				L7			F8		2B BB				F7		5	1	0	0	2	1	2				
Fred McGriff, L OBP: 0.368, SLG: 0.427 (1, 3)					K			G1-3		2B BB				F8		5	0	2	1	2	1	3				
David Justice, L OBP: 0.333, SLG: 0.444 Greg Maddux, R OBP: 0.333, SLG: 0.333 Tyler Houston, L OBP: 0.333, SLG: 0.444 Mark Wohlers, R OBP: 0.333, SLG: 0.444 Mike Bielecki, R OBP: 0.333, SLG: 0.444 Tony Grafton, R OBP: 0.333, SLG: 0.444 Tom Thobe, L OBP: 0.333, SLG: 0.444 (1, 4) (10, 1) (11, PR) (12, 1) (13, 1) (14, 1)					F9 2B			K		G1-3				F8		3	0	1	0	1	1	2				
Eddie Pérez, R OBP: 0.333, SLG: 0.750 Javy Lopez, R OBP: 0.283, SLG: 0.377 (1, 2) (7, PH) (8, 2)	F9				K			K		F7				P2		2	0	0	0	1	1	1				
Ryan Klesko, L OBP: 0.480, SLG: 0.828 (1, 7)	K				K			K		K				G4-3		5	0	0	1	4	1					
Rafael Bellard, R OBP: 0.115, SLG: 0.154 Ed Giovannola, L OBP: 0.308, SLG: 0.273 (1, 6) (8, PH) (9, 6)					L8			L7						F7		2	0	0	0	0	0	0				
Steve Avery, L OBP: 0.100, SLG: 0.100 Dwight Smith, L OBP: 0.235, SLG: 0.143 Brad Clontz, R Terrell Wade, L Jerome Walton, R OBP: 0.389, SLG: 0.563 (1, 1) (8, PH) (9, 1) (9, 1) (10, 9)					K			B1-3		F7				G3-1		2	0	0	0	1	0					
Inning Stats	R: 0 E: 0 K: 1 S: 9	H: 0 LOB: 0 BB: 0 P: 15	R: 0 E: 0 K: 2 S: 14	H: 1 LOB: 1 BB: 0 P: 19	R: 0 E: 0 K: 1 S: 5	H: 0 LOB: 0 BB: 0 P: 7	R: 0 E: 0 K: 2 S: 11	H: 1 LOB: 1 BB: 0 P: 17	R: 0 E: 0 K: 1 S: 9	H: 1 LOB: 1 BB: 0 P: 12	R: 0 E: 0 K: 1 S: 8	H: 0 LOB: 0 BB: 0 P: 12	R: 0 E: 0 K: 1 S: 12	H: 0 LOB: 1 BB: 1 P: 18	R: 0 E: 0 K: 2 S: 9	H: 0 LOB: 1 BB: 1 P: 16	R: 0 E: 0 K: 1 S: 10	H: 1 LOB: 2 BB: 1 P: 17	R: 0 E: 1 K: 1 S: 6	H: 0 LOB: 1 BB: 0 P: 13	R: 0 E: 0 K: 1 S: 8	H: 1 LOB: 2 BB: 1 P: 16	1B: 2 2B: 4 3B: 0 HR: 0	SF: 0 SAC: 0 DP: 0 HBP: 0	WP: 0 PB: 0 SB: 0 CS: 0	PA: 59
PITCHER	IP 6.0	WLS 20	BF 20	H 7	R 0	ER 0	SO 7	BB 0	IBB 0	HBP 0	BLK 0	WP 0	HR 0	S 54	P 86	ERA 0.00	WHIP 0.333									
Fernando Vazquez, L ERA: 2.64																PITCHER Doug Bachtler, R ERA: 1.0										
Bryce Fingers, R ERA: 1.59																										
Trevor Hoffman, R ERA: 1.59																										
Tim Worrell, R ERA: 1.59																										
Scott Sanders, R ERA: 5.89																										

San Diego Padres @ Atlanta Braves  
Atlanta-Fulton County Stadium, Atlanta, GA  
Sun Apr 21 1996, 3:33 AM EDT  
Att. 28,829 - Cloudy - 78 F

livebaseballscorecards.com

AB 52  
R 1  
H 6  
RBI 1  
BB 7  
SO 17  
LOB 23



Batter	1	2	3	4	5	6	7	8	9	AB	R	H	RBI	BB	SO	LOB	TOP					
Rickey Henderson, R OBP: 0.403, SLG: 0.273 (1, 7)	P4		FC6-4		G5-3				G6-3	4	0	0	0	1	0	1	<b>San Diego Padres @ Florida Marlins</b> Joe Robbie Stadium, Miami, FL Mon Apr 22 1996, 7:05 PM EDT Att: 17,473 - Unknown - 79 F					
Steve Finley, L OBP: 0.290, SLG: 0.277 (1, 8)	G6-3		L9			K	K			4	0	0	0	0	2	3						
Marc Newfield, R OBP: 0.447, SLG: 0.674 (1, 9)	G5-3			F8				G4-3		4	1	1	0	0	0	0						
Ken Caminiti, S OBP: 0.365, SLG: 0.488 (1, 5)		G1-3		G4-3				E8		4	1	2	0	0	0	0						
Scott Livingstone, L OBP: 0.235, SLG: 0.471 (1, 3)		HR		G4-3			F7			4	1	2	2	0	0	2						
Jody Reed, R OBP: 0.375, SLG: 0.372 (1, 4)	G5-3				G3			G3-1		4	0	1	1	0	0	1						
Brad Ausmus, R OBP: 0.261, SLG: 0.323 (1, 2)	G5-3							G6-3		4	1	1	0	0	0	3						
Andujar Cedeno, R OBP: 0.267, SLG: 0.298 (1, 6)			FC6-4						P2	4	1	3	1	0	0	0						
Andy Ashby, R OBP: 0.333, SLG: 0.545 (1, 1)			K		SF9			K		2	0	0	1	0	2	1						
<b>Inning Stats</b>	R: 0 E: 0 K: 0 S: 6	H: 0 LOB: 0 BB: 0 P: 10	R: 1 E: 0 K: 0 S: 8	H: 1 LOB: 0 BB: 0 P: 14	R: 0 E: 0 K: 1 S: 9	H: 1 LOB: 1 BB: 0 P: 15	R: 0 E: 0 K: 0 S: 7	H: 0 LOB: 0 BB: 0 P: 12	R: 2 E: 0 K: 0 S: 13	H: 2 LOB: 0 BB: 0 P: 22	R: 1 E: 0 K: 1 S: 10	H: 3 LOB: 2 BB: 0 P: 16	R: 0 E: 0 K: 1 S: 5	H: 1 LOB: 2 BB: 1 P: 12	R: 1 E: 1 K: 0 S: 7	H: 2 LOB: 1 BB: 0 P: 13	R: 0 E: 0 K: 1 S: 9	H: 0 LOB: 0 BB: 0 P: 15	1B: 7 2B: 2 3B: 1 HR: 1	SF: 1 SAC: 1 DP: 1 HBP: 0	WP: 1 PB: 0 SB: 1 CS: 1	PA: 37
<b>PITCHER</b>	IP	WLS	BF	H	R	ER	SO	BB	IBB	HBP	BLK	WP	HR	S	P	ERA	WHIP					
John Burkett, R ERA: 3.82 (1, 1)	7.0	L	29	8	4	4	3	1	0	0	0	0	1	58	101	5.14	1.286					
David Weathers, R ERA: 3.35 (8, 1)	2.0		8	2	1	0	1	0	0	0	0	1	0	16	28	0.00	1.000					

Batter	1	2	3	4	5	6	7	8	9	AB	R	H	RBI	BB	SO	LOB	BOTTOM					
Quilvio Veras, S OBP: 0.362, SLG: 0.339 (1, 4)	E S		FC3-6		K			L1		3	0	1	0	1	1	0	<b>San Diego Padres @ Florida Marlins</b> Joe Robbie Stadium, Miami, FL Mon Apr 22 1996, 7:05 PM EDT Att: 17,473 - Unknown - 79 F					
Joe Orsulak, L OBP: 0.111, SLG: 0.259 (1, 8)	P4		FC3-6		G4-3			G5-3		4	1	0	0	0	0	2						
Gary Sheffield, R OBP: 0.440, SLG: 0.742 (1, 9)	L4									4	1	2	1	0	0	1						
Jeff Conine, R OBP: 0.308, SLG: 0.329 (1, 7)	G5-3							L8		4	0	2	1	0	0	1						
Terry Pendleton, S OBP: 0.238, SLG: 0.250 (1, 5)		F9	G4-3							4	0	1	0	0	0	3						
Greg Colburn, R OBP: 0.284, SLG: 0.393 (1, 3)		K		E1				G4-6-3		4	0	0	0	0	1	2						
Charles Johnson, R OBP: 0.257, SLG: 0.314 (1, 2)		K		G4-3				G5-3		4	0	0	0	0	1	1						
Kurt Abbott, R OBP: 0.339, SLG: 0.500 (1, 6)					P4					3	1	1	1	0	0	0						
John Burkett, R OBP: 0.154, SLG: 0.231 (1, 1)										2	0	0	0	0	0	0						
Devon White, S OBP: 0.300, SLG: 0.341 (7, PH)					G4-3					1	0	0	0	0	0	0						
David Weathers, R (8, 1)										0	0	0	0	0	0	0						
<b>Inning Stats</b>	R: 0 E: 0 K: 0 S: 8	H: 0 LOB: 1 BB: 1 P: 17	R: 0 E: 0 K: 2 S: 7	H: 0 LOB: 0 BB: 0 P: 11	R: 2 E: 0 K: 0 S: 13	H: 4 LOB: 2 BB: 0 P: 18	R: 0 E: 1 K: 0 S: 7	H: 0 LOB: 0 BB: 0 P: 9	R: 0 E: 0 K: 1 S: 10	H: 0 LOB: 0 BB: 0 P: 17	R: 0 E: 0 K: 0 S: 6	H: 1 LOB: 1 BB: 0 P: 7	R: 0 E: 0 K: 0 S: 5	H: 0 LOB: 0 BB: 0 P: 6	R: 1 E: 0 K: 0 S: 13	H: 1 LOB: 0 BB: 0 P: 20	R: 0 E: 0 K: 0 S: 6	H: 1 LOB: 0 BB: 0 P: 6	1B: 5 2B: 0 3B: 0 HR: 2	SF: 0 SAC: 0 DP: 2 HBP: 0	WP: 0 PB: 0 SB: 1 CS: 0	PA: 34
<b>PITCHER</b>	IP	WLS	BF	H	R	ER	SO	BB	IBB	HBP	BLK	WP	HR	S	P	ERA	WHIP					
Andy Ashby, R ERA: 3.53 (1, 1)	9.0	W	34	7	3	3	3	1	0	0	0	0	2	75	111	3.00	0.889					

AB	34
R	5
H	10
RBI	5
BB	1
SO	4
LOB	11



Batter	1	2	3	4	5	6	7	8	9	AB	R	H	RBI	BB	SO	LOB	TOP				
Rickey Henderson, R OBP: 0.418, SLG: 0.292	G1-3		1-1 CS 1B	4-1 S BB		G1-3		0-1 2H 1B		4	0	2	1	1	0	0	<b>San Diego Padres @ Florida Marlins</b> Joe Robbie Stadium, Miami, FL Tue Apr 23 1996, 3:33 AM EDT Att: 19,667 - Sunny - 83 F				
Steve Finlay, L OBP: 0.295, SLG: 0.276	F8		4-2 HBP 1-2 BB BB	3-1 P5			0-2 FC5-4 1B	1-0 L3		4	1	1	0	1	0	2					
Marc Newfield, R OBP: 0.404, SLG: 0.604	L6		1-3 K	1-0 F9			0-3 K		0-0 F7	5	0	0	0	0	2	3					
Ken Caminiti, S OBP: 0.378, SLG: 0.482		4-2 2B BB	4-0 HBP 1-2 1B BB	3-3 K			0-2 FC5-4 1B 1-2	2-2 1B		3	2	1	0	2	1	2					
Archi Cianfrocco, R OBP: 0.320, SLG: 0.417		1-2 1B FC5 2B	2-2 1B 2B HBP		1-3 K		0-0 FC6 1B 1-2	2-3 K		4	2	2	1	0	2	1					
Jody Reed, R OBP: 0.376, SLG: 0.373		1-2 G6-3 FC5 1B 2-3	0-2 2B 1B		3-0 G5-3		0-1 FC6 1-2	1-1 F9		5	1	2	2	0	0	3					
Brian Johnson, R OBP: 0.316, SLG: 0.579		0-2 FC5 G6-3 1-2 3H 2-2	1-1 1B 2B		1-3 K		0-2 G4-3			4	0	1	3	0	1	1					
Andujar Cedeno, R OBP: 0.297, SLG: 0.317		2-2 G6-3 1-2 2-3	2-2 1B		4-2 CS BB		2-1 SH1-4 1B			3	1	2	0	1	0	2					
Sean Bergman, R OBP: 0.077, SLG: 0.077		0-3 K	1-2 L4		0-3 K		0-1 SH1-4 1-2			3	0	0	0	0	2	4					
Andy Ashby, R OBP: 0.333, SLG: 0.545 (8, PH)										0	0	0	0	0	0	0					
Bryce Florie, R (8, 1)										0	0	0	0	0	0	0					
<b>Inning Stats</b>	R: 0 E: 0 K: 0 S: 8	H: 0 LOB: 0 BB: 0 P: 9	R: 2 E: 0 K: 1 S: 24	H: 2 LOB: 1 BB: 1 P: 32	R: 4 E: 0 K: 1 S: 21	H: 4 LOB: 2 BB: 2 P: 37	R: 0 E: 0 K: 1 S: 7	H: 0 LOB: 0 BB: 1 P: 18	R: 0 E: 0 K: 2 S: 7	H: 0 LOB: 0 BB: 0 P: 12	R: 0 E: 0 K: 1 S: 13	H: 2 LOB: 2 BB: 0 P: 13	R: 1 E: 0 K: 0 S: 10	H: 2 LOB: 1 BB: 0 P: 13	R: 0 E: 0 K: 1 S: 9	H: 1 LOB: 1 BB: 0 P: 14	1B: 9 2B: 3 3B: 0 HR: 0	SF: 0 SAC: 1 DP: 2 HBP: 1	WP: 0 PB: 0 SB: 1 CS: 2	PA: 42	
<b>PITCHER</b>	IP WLS BF H R ER SO BB IBB HBP BLK WP HR S P ERA WHIP	IP WLS BF H R ER SO BB IBB HBP BLK WP HR S P ERA WHIP	IP WLS BF H R ER SO BB IBB HBP BLK WP HR S P ERA WHIP	IP WLS BF H R ER SO BB IBB HBP BLK WP HR S P ERA WHIP	IP WLS BF H R ER SO BB IBB HBP BLK WP HR S P ERA WHIP	IP WLS BF H R ER SO BB IBB HBP BLK WP HR S P ERA WHIP	IP WLS BF H R ER SO BB IBB HBP BLK WP HR S P ERA WHIP	IP WLS BF H R ER SO BB IBB HBP BLK WP HR S P ERA WHIP	IP WLS BF H R ER SO BB IBB HBP BLK WP HR S P ERA WHIP	IP WLS BF H R ER SO BB IBB HBP BLK WP HR S P ERA WHIP	IP WLS BF H R ER SO BB IBB HBP BLK WP HR S P ERA WHIP	IP WLS BF H R ER SO BB IBB HBP BLK WP HR S P ERA WHIP	IP WLS BF H R ER SO BB IBB HBP BLK WP HR S P ERA WHIP	IP WLS BF H R ER SO BB IBB HBP BLK WP HR S P ERA WHIP	IP WLS BF H R ER SO BB IBB HBP BLK WP HR S P ERA WHIP	IP WLS BF H R ER SO BB IBB HBP BLK WP HR S P ERA WHIP	IP WLS BF H R ER SO BB IBB HBP BLK WP HR S P ERA WHIP	IP WLS BF H R ER SO BB IBB HBP BLK WP HR S P ERA WHIP	IP WLS BF H R ER SO BB IBB HBP BLK WP HR S P ERA WHIP	IP WLS BF H R ER SO BB IBB HBP BLK WP HR S P ERA WHIP	IP WLS BF H R ER SO BB IBB HBP BLK WP HR S P ERA WHIP

AB	35
R	7
H	11
RBI	7
BB	5
SO	8
LOB	18



Batter	1	2	3	4	5	6	7	8	9	AB	R	H	RBI	BB	SO	LOB	BOTTOM					
Joe Orsulak, L OBP: 0.129, SLG: 0.258	G3		3-3 K			0-1 G6-3 BB SF8 1B		1-3 K		4	1	1	0	0	2	0	<b>San Diego Padres @ Florida Marlins</b> Joe Robbie Stadium, Miami, FL Tue Apr 23 1996, 3:33 AM EDT Att: 19,667 - Sunny - 83 F					
Kurt Abbott, R OBP: 0.348, SLG: 0.492				1-0 G1-3		4-2 SF8 G6-3 BB		1-0 F7		3	0	1	0	1	0	0						
Gary Sheffield, R OBP: 0.420, SLG: 0.700				1-0 G6-3		1-2 G6-3		1-2 2-3		4	0	0	0	0	0	3						
Jeff Conine, R OBP: 0.305, SLG: 0.320		0-2 G4-3		1-3 K		0-0 SF8		4-0 G4-6-3 BB		2	0	0	1	1	1	0						
Terry Pendleton, S OBP: 0.238, SLG: 0.250		2-3 K			0-1 1B FC6 1B	1-1 F9		2-1 G4-6-3		4	1	1	0	0	1	2						
Greg Colbrunn, R OBP: 0.300, SLG: 0.406		0-2 FC5-4 1B			1-2 FC6 1B		1-0 F8			3	0	2	0	0	0	0						
Craig Grebeck, R OBP: 0.136, SLG: 0.095		1-0 FC5-4			3-1 FC6		2-2 L7			3	0	0	1	0	0	2						
Rob Natal, R			1-1 G5-3			0-0 G5-3		1-0 G5-3		3	0	0	0	0	0	1						
Chris Hammond, L			0-3 K			3-3 K		1-0 F7		0	0	0	0	0	0	0						
Matt Mantei, R										1	0	0	0	0	1	0						
Devon White, S										1	0	0	0	0	1	1						
Joel Adamson, L										0	0	0	0	0	0	0						
Quilvio Veras, S										1	0	0	0	0	0	0						
Yorkis Perez, L										0	0	0	0	0	0	0						
<b>Inning Stats</b>	R: 0 E: 0 K: 0 S: 5	H: 1 LOB: 0 BB: 0 P: 7	R: 0 E: 0 K: 1 S: 10	H: 1 LOB: 1 BB: 0 P: 13	R: 0 E: 0 K: 2 S: 9	H: 0 LOB: 0 BB: 0 P: 13	R: 0 E: 0 K: 1 S: 5	H: 0 LOB: 0 BB: 0 P: 8	R: 1 E: 1 K: 1 S: 13	H: 2 LOB: 1 BB: 0 P: 20	R: 1 E: 0 K: 0 S: 10	H: 1 LOB: 1 BB: 1 P: 16	R: 0 E: 0 K: 0 S: 8	H: 0 LOB: 0 BB: 0 P: 12	R: 0 E: 0 K: 1 S: 5	H: 0 LOB: 0 BB: 0 P: 8	R: 0 E: 0 K: 0 S: 5	H: 0 LOB: 0 BB: 1 P: 13	1B: 5 2B: 0 3B: 0 HR: 0	SF: 1 SAC: 0 DP: 2 HBP: 0	WP: 0 PB: 0 SB: 0 CS: 0	PA: 32
<b>PITCHER</b>	IP WLS BF H R ER SO BB IBB HBP BLK WP HR S P ERA WHIP	IP WLS BF H R ER SO BB IBB HBP BLK WP HR S P ERA WHIP	IP WLS BF H R ER SO BB IBB HBP BLK WP HR S P ERA WHIP	IP WLS BF H R ER SO BB IBB HBP BLK WP HR S P ERA WHIP	IP WLS BF H R ER SO BB IBB HBP BLK WP HR S P ERA WHIP	IP WLS BF H R ER SO BB IBB HBP BLK WP HR S P ERA WHIP	IP WLS BF H R ER SO BB IBB HBP BLK WP HR S P ERA WHIP	IP WLS BF H R ER SO BB IBB HBP BLK WP HR S P ERA WHIP	IP WLS BF H R ER SO BB IBB HBP BLK WP HR S P ERA WHIP	IP WLS BF H R ER SO BB IBB HBP BLK WP HR S P ERA WHIP	IP WLS BF H R ER SO BB IBB HBP BLK WP HR S P ERA WHIP	IP WLS BF H R ER SO BB IBB HBP BLK WP HR S P ERA WHIP	IP WLS BF H R ER SO BB IBB HBP BLK WP HR S P ERA WHIP	IP WLS BF H R ER SO BB IBB HBP BLK WP HR S P ERA WHIP	IP WLS BF H R ER SO BB IBB HBP BLK WP HR S P ERA WHIP	IP WLS BF H R ER SO BB IBB HBP BLK WP HR S P ERA WHIP	IP WLS BF H R ER SO BB IBB HBP BLK WP HR S P ERA WHIP	IP WLS BF H R ER SO BB IBB HBP BLK WP HR S P ERA WHIP	IP WLS BF H R ER SO BB IBB HBP BLK WP HR S P ERA WHIP	IP WLS BF H R ER SO BB IBB HBP BLK WP HR S P ERA WHIP	IP WLS BF H R ER SO BB IBB HBP BLK WP HR S P ERA WHIP	

AB	29
R	2
H	5
RBI	2
BB	2
SO	6
LOB	9



Batter	1	2	3	4	5	6	7	8	9	AB	R	H	RBI	BB	SO	LOB	TOP					
Brian McRae, S (1,8) OBP: 0.375, SLG: 0.435	G3		FC6-4			1B		G4-3	G4-3	5	1	1	0	0	0	1	<b>Chicago Cubs @ San Diego Padres</b> Jack Murphy Stadium, San Diego, CA Wed Apr 24 1996, 10:05 PM EDT Att: 15,608 - Unknown - 66 F					
23 Ryne Sandberg, R (1,4) OBP: 0.309, SLG: 0.425 Todd Haney, R (2,4) OBP: 0.462, SLG: 0.455	K		G4-6-3			L7		1B	HR	1	0	0	0	0	1	0						
Mark Grace, L (1,3) OBP: 0.439, SLG: 0.506	L8					WP		HR	1B	4	1	3	0	0	0	1						
Sammy Sosa, R (1,9) OBP: 0.298, SLG: 0.511	K					F7		HR		4	1	1	3	0	2	4						
Luis Gonzalez, L (1,7) OBP: 0.479, SLG: 0.475			G4-3			WP			E	4	0	2	1	0	0	1						
Scott Servais, R (1,2) OBP: 0.417, SLG: 0.667						1B			1B	3	0	0	0	1	2	4						
Leo Gomez, R (1,5) OBP: 0.420, SLG: 0.614			K						E6	4	0	1	0	0	2	2						
José Hernández, R (1,6) OBP: 0.326, SLG: 0.225 Scott Burrell, L (8, PH) OBP: 0.333, SLG: 0.200 Rey Sanchez, R (8,6) OBP: 0.264, SLG: 0.299			K			G6-3		G6-4-3	K	3	0	0	0	0	1	2						
Kevin Foster, R (1,1) OBP: 0.364, SLG: 0.125 Robin Jennings, L (7, PH) OBP: 0.167, SLG: 0.167 Terry Adams, R (7,1) OBP: 0.261, SLG: 0.300						K		K	K	1	0	0	0	1	1	0						
										1	0	0	0	0	1	0						
										1	0	0	0	0	0	0						
										1	0	0	0	0	1	0						
<b>Inning Stats</b>	R: 0 E: 0 K: 2 S: 8	H: 0 LOB: 1 BB: 0 P: 8	R: 0 E: 0 K: 2 S: 7	H: 0 LOB: 1 BB: 1 P: 11	R: 0 E: 0 K: 0 S: 2	H: 0 LOB: 0 BB: 1 P: 6	R: 0 E: 0 K: 1 S: 6	H: 1 LOB: 1 BB: 0 P: 6	R: 0 E: 0 K: 1 S: 7	H: 0 LOB: 0 BB: 0 P: 7	R: 1 E: 0 K: 1 S: 8	H: 3 LOB: 2 BB: 0 P: 8	R: 0 E: 0 K: 1 S: 5	H: 1 LOB: 0 BB: 0 P: 5	R: 3 E: 1 K: 2 S: 11	H: 3 LOB: 2 BB: 1 P: 15	R: 0 E: 0 K: 1 S: 5	H: 0 LOB: 0 BB: 0 P: 5	1B: 7 2B: 0 3B: 0 HR: 1	SF: 0 SAC: 0 DP: 2 HBP: 0	WP: 2 PB: 0 SB: 1 CS: 0	PA: 38
<b>PITCHER</b>	IP	WLS	BF	H	R	ER	SO	BB	IBB	HBP	BLK	WP	HR	S	P	ERA	WHIP					
Joey Hamilton, R (1,1) ERA: 4.4	7.0	W	27	5	1	1	9	2	0	0	0	2	0	43	51	1.29	1.000					
Willie Blair, R (8,1) ERA: 5.63	0.1		5	3	3	3	0	1	0	0	0	0	1	4	8	81.00	12.000					
Trevor Hoffman, R (8,1) ERA: 1.46	1.2	S	6	0	0	0	3	0	0	0	0	0	0	12	12	0.00	0.000					

Batter	1	2	3	4	5	6	7	8	9	AB	R	H	RBI	BB	SO	LOB	BOTTOM				
Steve Finley, L (1,8) OBP: 0.301, SLG: 0.315	HR	G4-3		1B		G4-3		K		5	1	2	1	0	1	0	<b>Chicago Cubs @ San Diego Padres</b> Jack Murphy Stadium, San Diego, CA Wed Apr 24 1996, 10:05 PM EDT Att: 15,608 - Unknown - 66 F				
Jody Reed, R (1,4) OBP: 0.381, SLG: 0.391	1B					F9				4	1	2	0	0	1	0					
Ken Caminiti, S (1,5) OBP: 0.383, SLG: 0.494	K	P6				BB		G4-6-3	BB	4	2	2	0	0	1	2					
Wally Joyner, L (1,3) OBP: 0.576, SLG: 0.701	WP					BB		G4-6-3	BB	1	1	1	0	3	0	0					
Marc Newfield, R (1,7) OBP: 0.393, SLG: 0.569	K					G3		G4-6-3		3	0	0	0	1	1	5					
Archi Cianfrocco, R (1,9) OBP: 0.345, SLG: 0.429	BB					F9		P9		4	0	2	3	0	0	4					
Brad Ausmus, R (1,2) OBP: 0.274, SLG: 0.313	1B					G4-3		G6-3		2	0	0	1	2	0	2					
Andujar Cedeno, R (1,6) OBP: 0.294, SLG: 0.313	1B					G5-3		G6-3		4	0	1	0	0	0	3					
Joey Hamilton, R (1,1) OBP: 0.083, SLG: 0.083 Willie Blair, R (8,1) Trevor Hoffman, R (8,1)						K		G6-3		3	0	0	0	0	2	0					
										0	0	0	0	0	0	0					
										1	0	0	0	0	0	0					
<b>Inning Stats</b>	R: 3 E: 0 K: 2 S: 11	H: 5 LOB: 2 BB: 1 P: 15	R: 0 E: 0 K: 1 S: 6	H: 1 LOB: 0 BB: 0 P: 6	R: 0 E: 0 K: 0 S: 3	H: 0 LOB: 1 BB: 1 P: 7	R: 0 E: 0 K: 1 S: 5	H: 1 LOB: 0 BB: 0 P: 5	R: 1 E: 0 K: 1 S: 6	H: 1 LOB: 3 BB: 3 P: 18	R: 0 E: 0 K: 0 S: 3	H: 0 LOB: 0 BB: 0 P: 3	R: 1 E: 0 K: 0 S: 4	H: 2 LOB: 1 BB: 1 P: 8	R: 0 E: 0 K: 1 S: 5	H: 0 LOB: 0 BB: 0 P: 5	1B: 7 2B: 2 3B: 0 HR: 1	SF: 0 SAC: 0 DP: 1 HBP: 0	WP: 1 PB: 0 SB: 0 CS: 0	PA: 37	
<b>PITCHER</b>	IP	WLS	BF	H	R	ER	SO	BB	IBB	HBP	BLK	WP	HR	S	P	ERA	WHIP				
Kevin Foster, R (1,1) ERA: 6.67	6.0	L	29	8	4	4	5	4	1	0	0	1	1	34	54	6.00	2.000				
Terry Adams, R (7,1) ERA: 1.35	2.0		8	2	1	1	1	1	0	0	0	0	0	9	13	4.50	1.500				

AB	35
R	4
H	8
RBI	4
BB	3
SO	12
LOB	19



Batter	1	2	3	4	5	6	7	8	9	AB	R	H	RBI	BB	SO	LOB	TOP							
Brian McRae, S OBP: 0.370, SLG: 0.438 (1, 8)	G6-3		K		K			G4-3 G3 2B		4	1	1	0	0	2	0	<b>Chicago Cubs @ San Diego Padres</b> Jack Murphy Stadium, San Diego, CA Thu Apr 25 1996, 6:33 AM EDT Att: 18,736 - Sunny - 77 F							
Todd Haney, R OBP: 0.353, SLG: 0.333 (1, 4)	K		G3-1		K			G4-3		4	0	0	0	0	2	1								
Mark Grace, L OBP: 0.422, SLG: 0.484 (1, 3)	F7			K		P5		G3		4	0	0	1	0	1	0								
Sammy Sosa, R OBP: 0.306, SLG: 0.505 (1, 9)		S 1B		S 1B HBP		G6-3		K		3	1	1	0	0	1	0								
Luis Gonzalez, L OBP: 0.494, SLG: 0.484 (1, 7)		FC6-4 BB		FC5-4 1B					L8	3	0	2	1	1	0	0								
Leo Gomez, R OBP: 0.389, SLG: 0.563 (1, 5)	K			F7		K			K	4	0	0	0	0	3	4								
Brian Dorsett, R OBP: 0.118, SLG: 0.067 (1, 2)		F9		FC5-4				F9		4	0	0	0	0	1	3								
José Hernández, R OBP: 0.306, SLG: 0.209 (1, 6)		FC6-4			G1-3			G1-3		3	0	0	0	0	0	2								
Jim Bullinger, R OBP: 0.320, SLG: 1.333 (5, 1)			K					G3-1		2	1	1	1	0	1	0								
Mike Perez, R OBP: 0.388, SLG: 0.495 (6, PH)										0	0	0	0	0	0	0								
Rodney Myers, R OBP: 0.315, SLG: 0.323 (8, 1)										0	0	0	0	0	0	0								
Robin Jennings, L OBP: 0.425, SLG: 0.143 (7, 1)										0	0	0	0	0	0	0								
Doug Jones, R OBP: 0.370, SLG: 0.438 (1, 8)										0	0	0	0	0	0	0								
Turk Wendell, L OBP: 1.000, SLG: 1.000 (8, 1)										0	0	0	0	0	0	0								
<b>Inning Stats</b>	R: 0 E: 0 K: 1 S: 10	H: 0 LOB: 0 BB: 0 P: 12	R: 0 E: 0 K: 1 S: 8	H: 1 LOB: 2 BB: 1 P: 16	R: 0 E: 0 K: 2 S: 9	H: 0 LOB: 0 BB: 0 P: 12	R: 1 E: 0 K: 1 S: 8	H: 1 LOB: 1 BB: 0 P: 12	R: 1 E: 0 K: 2 S: 12	H: 1 LOB: 0 BB: 0 P: 17	R: 0 E: 0 K: 1 S: 8	H: 1 LOB: 1 BB: 0 P: 11	R: 0 E: 0 K: 0 S: 7	H: 0 LOB: 0 BB: 0 P: 8	R: 1 E: 0 K: 1 S: 9	H: 1 LOB: 0 BB: 0 P: 13	R: 0 E: 0 K: 2 S: 12	H: 0 LOB: 0 BB: 0 P: 16	1B: 3 2B: 1 3B: 0 HR: 1	SF: 0 SAC: 0 DP: 0 HBP: 1	WP: 0 PB: 0 SB: 2 CS: 0	PA: 34		
<b>PITCHER</b>	IP WLS BF H R ER SO BB IBB HBP BLK WP HR S P ERA WHIP	7.0 W 27 4 2 2 8 1 0 1 0 0 1 62 88 2.57 0.714	1.0 4 1 1 1 1 0 0 0 0 0 0 0 9 13 9.00 1.000	1.0 3 0 0 0 2 0 0 0 0 0 0 0 12 16 0.00 0.000																				

AB	32
R	3
H	5
RBI	3
BB	1
SO	11
LOB	10



Batter	1	2	3	4	5	6	7	8	9	AB	R	H	RBI	BB	SO	LOB	BOTTOM							
Steve Finley, L OBP: 0.315, SLG: 0.323 (1, 8)	G4-3 1B		G4-3					G3-1 1B		4	3	2	0	1	0	3	<b>Chicago Cubs @ San Diego Padres</b> Jack Murphy Stadium, San Diego, CA Thu Apr 25 1996, 6:33 AM EDT Att: 18,736 - Sunny - 77 F							
Jody Reed, R OBP: 0.382, SLG: 0.391 (1, 4)	G4-6-3 1B		F9		BB 1B	G6-3		K		5	1	2	0	0	1	1								
Ken Caminiti, S OBP: 0.388, SLG: 0.495 (6, PH)	G4-6-3		K		BB HBP			G3-1		4	2	2	1	0	1	1								
Luis Lopez, S (9, 5)					E 1B	SF9 1B				1	0	0	0	0	0	1								
Wally Joyner, L OBP: 0.589, SLG: 0.700 (1, 3)	K			FC5-4 BB	E BB 1B HBP					3	1	2	1	1	1	0								
Marc Newfield, R OBP: 0.393, SLG: 0.556 (6, 9)		FC6-4 1B		FC5-4 1B	BB E 1B HBP	SF9		G4-3		3	1	1	2	1	0	2								
Archi Cianfrocco, R OBP: 0.313, SLG: 0.387 (6, 7)		FC6-4 G6-3		K	BB 1B					3	0	0	1	0	1	4								
Rickey Henderson, R OBP: 0.412, SLG: 0.286 (6, 7)				K	E6 BB 1B					1	0	0	0	0	1	1								
Andujar Cedeno, R OBP: 0.306, SLG: 0.324 (1, 6)		G6-3								4	0	2	1	0	1	1								
Brian Johnson, R OBP: 0.304, SLG: 0.500 (1, 2)					G6-3					3	0	0	0	1	2	5								
Bob Tewksbury, R (1, 1)										2	0	0	1	1	1	2								
Fernando Valenzuela, L (7, PH)										1	0	0	0	0	1	0								
Bryce Florie, R (8, 1)										0	0	0	0	0	0	0								
Scott Sanders, R (9, 1)										0	0	0	0	0	0	0								
<b>Inning Stats</b>	R: 1 E: 0 K: 1 S: 9	H: 2 LOB: 0 BB: 0 P: 15	R: 0 E: 0 K: 1 S: 13	H: 1 LOB: 1 BB: 1 P: 20	R: 0 E: 0 K: 1 S: 5	H: 0 LOB: 0 BB: 0 P: 8	R: 0 E: 0 K: 1 S: 11	H: 1 LOB: 1 BB: 1 P: 20	R: 5 E: 1 K: 1 S: 28	H: 3 LOB: 3 BB: 3 P: 53	R: 1 E: 0 K: 3 S: 9	H: 2 LOB: 0 BB: 0 P: 12	R: 0 E: 0 K: 3 S: 9	H: 0 LOB: 0 BB: 0 P: 12	R: 1 E: 0 K: 1 S: 12	H: 2 LOB: 1 BB: 0 P: 16	R: 0 E: 0 K: 2 S: 12	H: 0 LOB: 0 BB: 0 P: 16	1B: 11 2B: 0 3B: 0 HR: 0	SF: 1 SAC: 0 DP: 1 HBP: 1	WP: 0 PB: 0 SB: 0 CS: 0	PA: 41		
<b>PITCHER</b>	IP WLS BF H R ER SO BB IBB HBP BLK WP HR S P ERA WHIP	4.1 L 23 6 6 5 4 3 1 1 0 0 0 12 20 0.00 3.000	0.2 5 1 0 0 1 1 0 0 0 0 0 0 0 12 20 0.00 3.000	1.0 5 2 1 1 1 0 0 0 0 0 0 0 9 12 0.00 0.000	1.0 3 0 0 0 3 0 0 0 0 0 0 0 9 12 0.00 0.000	1.0 5 2 1 1 1 0 0 0 0 0 0 0 12 16 9.00 2.000																		

AB	34
R	8
H	11
RBI	7
BB	5
SO	10
LOB	21



Batter	1	2	3	4	5	6	7	8	9	AB	R	H	RBI	BB	SO	LOB	TOP							
<b>Brian Hunter, R</b> OBP: 0.342, SLG: 0.364 (1, 8)										5	0	1	0	0	1	6	<b>Houston Astros @ San Diego Padres</b> Jack Murphy Stadium, San Diego, CA Fri Apr 26 1996, 10:05 PM EDT Att: 21,254 - Unknown - 64 F 							
<b>Craig Biggio, R</b> OBP: 0.411, SLG: 0.388 (1, 4)										3	0	0	1	1	1	0								
<b>5 Jeff Bagwell, R</b> OBP: 0.495, SLG: 0.695 (1, 3)										5	0	1	0	0	1	3								
<b>Derek Bell, R</b> OBP: 0.352, SLG: 0.541 (1, 9)										5	0	2	0	0	1	1								
<b>Sean Berry, R</b> OBP: 0.364, SLG: 0.443 (1, 5)										3	1	0	0	1	0	4								
<b>Tony Eusebio, R</b> OBP: 0.212, SLG: 0.323 (1, 2)										3	0	0	0	1	0	0								
<b>James Mouton, R</b> OBP: 0.289, SLG: 0.242 (1, 7)										3	0	0	0	1	0	0								
<b>Orlando Miller, R</b> OBP: 0.360, SLG: 0.515 (1, 6)										4	0	1	0	0	0	3								
<b>Mike Hampton, R</b> OBP: 0.600, SLG: 0.450 (7, PH) <b>John Camargo, S</b> OBP: 0.440, SLG: 0.390 <b>Xavier Hernandez, L</b> (7, 1) <b>Derrick May, L</b> OBP: 0.376, SLG: 0.397 <b>Alvin Morman, L</b> (8, 1) <b>Todd Jones, L</b> (8, 1)										2	1	2	1	0	0	0								
<b>Inning Stats</b>	R: 0 E: 0 K: 2 S: 8	H: 1 LOB: 1 BB: 0 P: 8	R: 0 E: 0 K: 0 S: 3	H: 0 LOB: 0 BB: 0 P: 3	R: 1 E: 0 K: 0 S: 5	H: 2 LOB: 1 BB: 0 P: 5	R: 1 E: 0 K: 0 S: 4	H: 1 LOB: 3 BB: 0 P: 16	R: 0 E: 0 K: 0 S: 4	H: 0 LOB: 0 BB: 0 P: 4	R: 0 E: 0 K: 0 S: 3	H: 0 LOB: 0 BB: 0 P: 3	R: 0 E: 1 K: 0 S: 5	H: 1 LOB: 3 BB: 1 P: 9	R: 0 E: 0 K: 1 S: 6	H: 1 LOB: 2 BB: 0 P: 10		R: 0 E: 0 K: 1 S: 5	H: 0 LOB: 0 BB: 0 P: 5	1B: 6 2B: 1 3B: 0 HR: 0	SF: 1 SAC: 0 DP: 0 HBP: 0	WP: 0 PB: 0 SB: 1 CS: 0	PA: 40	
<b>PITCHER</b>	IP	WLS	BF	H	R	ER	SO	BB	IBB	HBP	BLK	WP	HR	S	P	ERA	WHIP							
<b>Fernando Valenzuela, L</b> ERA: 2.38 <b>Tim Worrell, R</b> ERA: 0.77 <b>Doug Bechtler, R</b> ERA: 0.9 <b>Trevor Hoffman, R</b> ERA: 1.35	5.0		23	5	2	2	2	3	0	0	0	0	0	24	36	3.60	1.600							
	2.0	W	9	1	0	0	0	1	0	0	0	0	0	8	12	0.00	1.000							
	1.0		5	1	0	0	1	1	0	0	0	0	0	6	10	0.00	2.000							
	1.0	S	3	0	0	0	1	0	0	0	0	0	0	5	5	0.00	0.000							

Batter	1	2	3	4	5	6	7	8	9	AB	R	H	RBI	BB	SO	LOB	BOTTOM							
<b>Rickey Henderson, R</b> OBP: 0.403, SLG: 0.289 (1, 7)										3	1	0	0	1	0	0	<b>Houston Astros @ San Diego Padres</b> Jack Murphy Stadium, San Diego, CA Fri Apr 26 1996, 10:05 PM EDT Att: 21,254 - Unknown - 64 F 							
<b>Steve Finley, L</b> OBP: 0.304, SLG: 0.310 (1, 8)										4	0	0	0	0	1	1								
<b>Tony Gwynn, L</b> OBP: 0.530, SLG: 0.579 <b>Sean Bergman, R</b> OBP: 0.077, SLG: 0.077 <b>Trevor Hoffman, R</b> (9, 1)										4	1	2	0	0	0	0								
<b>Ken Caminiti, S</b> OBP: 0.412, SLG: 0.532 (1, 5)										3	1	3	1	1	0	0								
<b>Wally Joyner, L</b> OBP: 0.581, SLG: 0.699 (1, 3)										3	0	1	1	0	0	3								
<b>Jody Reed, R</b> OBP: 0.377, SLG: 0.379 (1, 4)										3	0	0	0	1	0	4								
<b>Brad Ausmus, R</b> OBP: 0.283, SLG: 0.300 (1, 2)										3	0	0	0	0	2	3								
<b>Andujar Cedeno, R</b> OBP: 0.297, SLG: 0.314 <b>Luis Lopez, S</b> (7, 6)										2	0	0	0	0	0	3								
<b>Fernando Valenzuela, L</b> (1, 1) <b>Tim Worrell, R</b> (6, 1) <b>Archi Cianfrocco, R</b> OBP: 0.303, SLG: 0.375 <b>Doug Bechtler, R</b> (8, 1) <b>Marc Newfield, R</b> OBP: 0.393, SLG: 0.556 (9, 9)										2	0	0	0	0	0	0								
<b>Inning Stats</b>	R: 2 E: 0 K: 1 S: 8	H: 3 LOB: 3 BB: 2 P: 16	R: 0 E: 0 K: 1 S: 5	H: 0 LOB: 0 BB: 0 P: 5	R: 0 E: 0 K: 0 S: 4	H: 1 LOB: 1 BB: 0 P: 4	R: 0 E: 0 K: 1 S: 5	H: 0 LOB: 0 BB: 0 P: 5	R: 0 E: 0 K: 0 S: 3	H: 0 LOB: 0 BB: 0 P: 3	R: 1 E: 0 K: 0 S: 4	H: 1 LOB: 0 BB: 0 P: 4	R: 0 E: 0 K: 0 S: 3	H: 0 LOB: 0 BB: 0 P: 3	R: 0 E: 0 K: 0 S: 4	H: 1 LOB: 2 BB: 1 P: 8		R: 0 E: 0 K: 0 S: 5	H: 0 LOB: 0 BB: 0 P: 5	1B: 3 2B: 3 3B: 0 HR: 0	SF: 0 SAC: 1 DP: 0 HBP: 0	WP: 1 PB: 0 SB: 0 CS: 0	PA: 33	
<b>PITCHER</b>	IP	WLS	BF	H	R	ER	SO	BB	IBB	HBP	BLK	WP	HR	S	P	ERA	WHIP							
<b>Mike Hampton, L</b> ERA: 2.65 <b>Xavier Hernandez, R</b> ERA: 8.44 <b>Alvin Morman, L</b> ERA: 4.82 <b>Todd Jones, R</b> ERA: 3.21	6.0	L	25	5	3	3	3	2	0	0	0	0	0	29	37	4.50	1.167							
	1.0		3	0	0	0	0	0	0	0	0	0	0	3	3	0.00	0.000							
	0.2		4	1	0	0	0	1	0	0	0	0	0	3	7	0.00	3.000							
	0.1		1	0	0	0	0	0	0	0	0	0	0	1	1	0.00	0.000							



Batter	1	2	3	4	5	6	7	8	9	AB	R	H	RBI	BB	SO	LOB	TOP									
<b>Brian Hunter, R</b> OBP: 0.353, SLG: 0.375 (1, 8)	2-2 CS 1B	0-0 F8		0-2 CS 1B			0-2 CS 1B	0-3 K2-3		5	0	3	2	0	1	3										
<b>Craig Biggio, R</b> OBP: 0.411, SLG: 0.375 (1, 4)	4-1 5 HR BB		0-1 G5-3	1-2 CS	1-2 G5-3		4-2 BB		0-1 F7	3	1	0	0	2	0	0										
<b>Jeff Bagwell, R</b> OBP: 0.482, SLG: 0.701 (1, 3)	2-2 1-H HR		1-3 K		3-2 P3		3-3 K		0-3 K	5	1	1	2	0	3	2										
<b>Derek Bell, R</b> OBP: 0.355, SLG: 0.534 (1, 9)	0-3 K		3-3 K		0-1 1B		0-0 P5		2-1 BB E	5	1	2	0	0	2	2										
<b>Rick Wilkins, L</b> OBP: 0.487, SLG: 0.623 (1, 2)	2-3 K			0-0 E FC6-4 2B	0-1 1B		4-0 1BB		4-2 BB E	3	1	2	0	2	1	0										
<b>Sean Berry, R</b> OBP: 0.355, SLG: 0.429 (1, 5)		2-0 SH1-4 1B		1-2 E FC6-4 1B	1-3 K		1-2 G4-3		1-2 E1	5	1	1	0	0	1	7										
<b>Derrick May, L</b> OBP: 0.327, SLG: 0.388 (1, 7)	0-0 F7			4-0 FC6-4 BB		2-2 CS 1B		0-3 K	4-1 BB	3	0	1	0	1	1	1										
<b>James Mouton, R</b> OBP: 0.308, SLG: 0.242 (8, 7)				1-2 FC6-4 1B						0	0	0	0	1	0	0										
<b>Ricky Gutierrez, R</b> OBP: 0.375, SLG: 0.357 (1, 6)	2-2 SH1-4 1B		2-2 FC6-4 SH1-4 1B		2-1 F7		0-2 SH3-4 1B		0-3 K	5	1	2	1	0	1	6										
<b>Shane Reynolds, R</b> OBP: 0.154, SLG: 0.462 (1, 1)	0-0 SH1-4		0-0 SH1-4		1-2 P3		1-2 SH3-4			1	0	0	0	0	0	1										
<b>Inning Stats</b>	R: 2 H: 2 K: 2 S: 15	L: 2 BB: 1 P: 25	R: 0 H: 2 K: 0 S: 8	L: 2 BB: 0 P: 12	R: 0 H: 0 K: 2 S: 8	L: 0 BB: 0 P: 12	R: 3 H: 2 E: 1 K: 0 S: 22	L: 2 LOB: 0 BB: 1 P: 29	R: 0 H: 2 E: 0 K: 1 S: 14	L: 2 LOB: 2 BB: 0 P: 19	R: 0 H: 1 E: 0 K: 0 S: 8	L: 1 LOB: 3 BB: 2 P: 13	R: 0 H: 1 E: 0 K: 1 S: 13	L: 1 LOB: 1 BB: 2 P: 25	R: 0 H: 1 E: 0 K: 2 S: 10	L: 1 LOB: 1 BB: 2 P: 10	R: 1 H: 1 E: 1 K: 2 S: 17	L: 1 LOB: 3 BB: 2 P: 28	1B: 10 2B: 1 3B: 0 HR: 1	SF: 0 SAC: 3 DP: 0 HBP: 0	WP: 0 PB: 0 SB: 4 CS: 3	PA: 45				
<b>PITCHER</b>	IP WLS BF H R ER SO BB IBB HBP BLK WP HR S P ERA WHIP																									
<b>Andy Ashby, R</b> ERA: 3.67 (1, 1)	6.0 L 27 9 5 3 5 2 0 0 0 0 1 75 110 4.50 1.833																									
<b>Willie Blair, R</b> ERA: 4.74 (7, 1)	3.0 17 3 1 0 5 3 1 0 0 0 0 0 40 63 0.00 2.000																									

Houston Astros @ San Diego Padres  
Jack Murphy Stadium, San Diego, CA  
Sat Apr 27 1996, 10:05 PM EDT  
Att: 38,309 - Unknown - 65 F

AB 35  
R 6  
H 12  
RBI 5  
BB 6  
SO 10  
LOB 22



Batter	1	2	3	4	5	6	7	8	9	AB	R	H	RBI	BB	SO	LOB	BOTTOM									
<b>Rickey Henderson, R</b> OBP: 0.408, SLG: 0.259 (1, 7)	1-1 F7		4-0 G1-6-3 BB			4-2 1B BB		0-1 G5-3		2	0	0	0	2	0	1										
<b>Steve Finley, L</b> OBP: 0.293, SLG: 0.298 (1, 8)	2-2 G3		1-0 G1-6-3			2-0 F8		0-0 G3		4	0	0	0	0	0	4										
<b>Tony Gwynn, L</b> OBP: 0.536, SLG: 0.593 (1, 9)	2-1 1B			0-0 G4-3		3-2 1B			1-1 1B	3	0	2	0	0	0	0										
<b>Willie Blair, R</b> OBP: 0.294, SLG: 0.364 (7, 1)						1-3 1B				0	0	0	0	0	0	0										
<b>Scott Livingstone, L</b> OBP: 0.278, SLG: 0.500 (9, PH)						1-3 1B				1	0	1	0	0	0	0										
<b>Ken Caminiti, S</b> OBP: 0.396, SLG: 0.510 (1, 5)	0-3 K			3-2 F7		2-2 F7			0-0 F8	4	0	0	0	0	1	4										
<b>Wally Joyner, L</b> OBP: 0.557, SLG: 0.662 (1, 3)		1-2 G1-3		2-2 G3-1			0-1 G4-3		2-1 F8	4	0	0	0	0	0	1										
<b>Jody Reed, R</b> OBP: 0.364, SLG: 0.364 (1, 4)		0-3 K			2-2 G6-3		1-0 G6-3		0-0 G5-3	4	0	0	0	0	1	1										
<b>Luis Lopez, S</b> (1, 6)		0-2 G1-3			0-3 K		1-2 G4-3			3	0	0	0	0	1	0										
<b>Brad Ausmus, R</b> OBP: 0.266, SLG: 0.292 (1, 2)			4-1 FC3-6 BB		0-0 G6-3			1-2 G1-4-3		2	0	0	0	1	0	0										
<b>Andy Ashby, R</b> OBP: 0.368, SLG: 0.500 (1, 1)				0-0 FC3-6 BB			1-3 K2-3			1	0	0	0	0	0	1										
<b>Archi Cianfrocco, R</b> OBP: 0.294, SLG: 0.364 (6, PH)										1	0	0	0	0	1	0										
<b>Marc Newfield, R</b> OBP: 0.453, SLG: 0.582 (7, 9)				1-2 1B						1	0	1	0	0	0	0										
<b>Inning Stats</b>	R: 0 H: 1 K: 1 S: 11	L: 0 LOB: 0 BB: 0 P: 16	R: 0 H: 0 K: 1 S: 11	L: 0 LOB: 0 BB: 0 P: 12	R: 0 H: 0 K: 0 S: 3	L: 0 LOB: 1 BB: 2 P: 12	R: 0 H: 0 K: 0 S: 8	L: 0 LOB: 0 BB: 0 P: 13	R: 0 H: 1 E: 0 K: 1 S: 10	L: 2 LOB: 2 BB: 1 P: 12	R: 0 H: 0 K: 0 S: 9	L: 0 LOB: 0 BB: 0 P: 11	R: 0 H: 1 E: 0 K: 0 S: 7	L: 1 LOB: 1 BB: 0 P: 8	R: 0 H: 1 E: 0 K: 0 S: 6	L: 1 LOB: 1 BB: 0 P: 9	R: 0 H: 1 E: 0 K: 2 S: 17	L: 1 LOB: 3 BB: 2 P: 28	1B: 3 2B: 1 3B: 0 HR: 0	SF: 0 SAC: 0 DP: 1 HBP: 0	WP: 0 PB: 0 SB: 0 CS: 0	PA: 33				
<b>PITCHER</b>	IP WLS BF H R ER SO BB IBB HBP BLK WP HR S P ERA WHIP																									
<b>Shane Reynolds, R</b> ERA: 4.24 (1, 1)	9.0 W 33 4 0 0 4 3 0 0 0 0 0 77 117 0.00 0.778																									

Houston Astros @ San Diego Padres  
Jack Murphy Stadium, San Diego, CA  
Sat Apr 27 1996, 10:05 PM EDT  
Att: 38,309 - Unknown - 65 F

AB 30  
R 0  
H 4  
RBI 0  
BB 3  
SO 4  
LOB 12



Batter	1	2	3	4	5	6	7	8	9	AB	R	H	RBI	BB	SO	LOB	TOP					
Brian Hunter, R (1, 8) OBP: 0.347, SLG: 0.368	0-3 K	0-0 5-3			0-0 E5			0-3 K	0-0 6-3	5	0	1	0	0	2	2						
Craig Biggio, R (1, 4) OBP: 0.397, SLG: 0.359	0-0 5-3		0-0 1-3		0-0 P4			0-0 5-3		4	0	0	0	0	0	1						
5 Jeff Bagwell, R (1, 3) OBP: 0.483, SLG: 0.692	0-0 2B		0-0 L9			0-3 K		0-0 2B		4	2	2	0	0	1	0						
Derek Bell, R (1, 9) OBP: 0.360, SLG: 0.551	0-0 1B		0-0 G3			0-3 K		0-0 1B		4	0	2	2	0	1	0						
Rick Wilkins, L (1, 2) OBP: 0.476, SLG: 0.594	0-3 K			0-3 K				0-3 K		3	0	0	0	1	3	1						
Derrick May, L (1, 7) OBP: 0.322, SLG: 0.434		0-0 HR		0-0 G3				0-0 K		4	1	1	1	0	1	2						
James Mouton, R (8, 7) OBP: 0.308, SLG: 0.242								0-0 F8		0	0	0	0	0	0	0						
Bill Spiers, L (1, 5) OBP: 0.267, SLG: 0.321				0-0 F7				0-0 B1-3		4	0	1	0	0	0	0						
Orlando Miller, R (1, 6) OBP: 0.354, SLG: 0.500					0-0 6-3				0-3 K	4	0	1	0	0	2	1						
Darryl Kile, R (1, 1) OBP: 0.333, SLG: 0.250									0-0 1B													
Sean Berry, R (9, PH) OBP: 0.362, SLG: 0.447		0-0 SH3-4			0-0 3-1			0-3 K		2	0	0	0	0	1	1						
Todd Jones, L (9, 1) OBP: 0.362, SLG: 0.447		0-0 1-2							0-0 2B	1	0	1	0	0	0	0						
										0	0	0	0	0	0	0						
<b>Inning Stats</b>	R: 1 E: 0 K: 2 S: 9	H: 2 LOB: 1 BB: 0 P: 9	R: 1 E: 0 K: 1 S: 7	H: 2 LOB: 1 BB: 0 P: 7	R: 0 E: 0 K: 0 S: 3	H: 0 LOB: 0 BB: 0 P: 3	R: 0 E: 0 K: 1 S: 5	H: 0 LOB: 0 BB: 0 P: 5	R: 0 E: 1 K: 0 S: 4	H: 1 LOB: 1 BB: 0 P: 4	R: 0 E: 0 K: 3 S: 9	H: 0 LOB: 0 BB: 0 P: 9	R: 0 E: 0 K: 2 S: 8	H: 1 LOB: 1 BB: 0 P: 8	R: 1 E: 0 K: 1 S: 7	H: 2 LOB: 2 BB: 1 P: 11	R: 0 E: 0 K: 1 S: 6	H: 1 LOB: 1 BB: 0 P: 6	1B: 5 2B: 3 3B: 0 HR: 1	SF: 0 SAC: 1 DP: 0 HBP: 0	WP: 0 PB: 0 SB: 0 CS: 0	PA: 37
<b>PITCHER</b>	IP WLS BF H R ER SO BB IBB HBP BLK WP HR S P ERA WHIP																					
Sean Bergman, R (1, 1) ERA: 4.76	7.0 L 27 6 2 2 9 0 0 0 0 0 1 45 45 2.57 0.857																					
Bryce Florie, R (8, 1) ERA: 2.63	2.0 10 3 1 1 2 1 0 0 0 0 0 0 13 17 4.50 2.000																					

Houston Astros @ San Diego Padres  
Jack Murphy Stadium, San Diego, CA  
Sun Apr 28 1996, 6:33 AM EDT  
Att: 27,208 - Unknown - 73 F

AB	35
R	3
H	9
RBI	3
BB	1
SO	11
LOB	8



Batter	1	2	3	4	5	6	7	8	9	AB	R	H	RBI	BB	SO	LOB	BOTTOM					
Rickey Henderson, R (1, 7) OBP: 0.388, SLG: 0.241	0-3 K		0-3 K		0-0 1-3		0-0 1-3			4	0	0	0	0	2	2						
Steve Finley, L (1, 8) OBP: 0.300, SLG: 0.299	0-3 K		0-0 G1-6-3			4-0 CS		0-0 6-3		3	0	1	0	1	1	0						
Tony Gwynn, L (1, 9) OBP: 0.507, SLG: 0.547	0-3 K		0-0 G1-6-3			0-3 K		0-0 F9		4	0	0	0	0	2	2						
Ken Caminiti, S (1, 5) OBP: 0.391, SLG: 0.495		0-0 3-1		0-0 F8		4-0 BB		0-0 F7		3	0	0	0	1	0	0						
Wally Joyner, L (1, 3) OBP: 0.554, SLG: 0.646		4-0 1B		0-3 K		4-0 BB			0-0 E8	2	2	0	0	2	1	0						
Jody Reed, R (1, 4) OBP: 0.360, SLG: 0.359		0-0 WP		0-0 4-3		0-0 BB		0-0 6-3		4	0	1	1	0	0	2						
Brian Johnson, R (1, 2) OBP: 0.259, SLG: 0.423		0-3 K			0-3 K		0-0 P6		0-0 L9	4	0	0	0	0	2	2						
Luis Lopez, S (1, 6) OBP: 0.188, SLG: 0.200		0-0 WP		0-0 6-3		0-0 2B		0-3 K		4	0	2	1	0	1	0						
Sean Bergman, R (1, 1) OBP: 0.133, SLG: 0.133		0-0 1-2			0-0 4-3		0-3 K			2	0	1	0	0	0	2						
Scott Livingstone, L (7, PH) OBP: 0.253, SLG: 0.474										1	0	0	0	0	1	1						
Bryce Florie, R (8, 1) ERA: 3.0		0-0 1-2								0	0	0	0	0	0	0						
<b>Inning Stats</b>	R: 0 E: 0 K: 3 S: 9	H: 0 LOB: 0 BB: 0 P: 9	R: 1 E: 0 K: 1 S: 7	H: 2 LOB: 2 BB: 1 P: 11	R: 0 E: 0 K: 1 S: 5	H: 1 LOB: 0 BB: 0 P: 5	R: 0 E: 0 K: 1 S: 5	H: 0 LOB: 0 BB: 0 P: 5	R: 0 E: 0 K: 1 S: 6	H: 1 LOB: 1 BB: 0 P: 6	R: 0 E: 0 K: 1 S: 4	H: 0 LOB: 2 BB: 3 P: 16	R: 0 E: 0 K: 1 S: 6	H: 1 LOB: 1 BB: 0 P: 6	R: 0 E: 0 K: 0 S: 3	H: 0 LOB: 0 BB: 0 P: 3	R: 1 E: 1 K: 1 S: 6	H: 0 LOB: 0 BB: 0 P: 6	1B: 4 2B: 1 3B: 0 HR: 0	SF: 0 SAC: 0 DP: 1 HBP: 0	WP: 1 PB: 0 SB: 0 CS: 1	PA: 35
<b>PITCHER</b>	IP WLS BF H R ER SO BB IBB HBP BLK WP HR S P ERA WHIP																					
Darryl Kile, R (1, 1) ERA: 5.22	8.0 W 31 5 4 1 9 4 0 0 0 0 0 0 45 61 1.12 1.125																					
Todd Jones, R (9, 1) ERA: 3.0	1.0 S 4 0 1 0 1 0 0 0 0 0 0 0 6 6 0.00 0.000																					

Houston Astros @ San Diego Padres  
Jack Murphy Stadium, San Diego, CA  
Sun Apr 28 1996, 6:33 AM EDT  
Att: 27,208 - Unknown - 73 F

AB	31
R	2
H	5
RBI	2
BB	4
SO	10
LOB	11



Batter	1	2	3	4	5	6	7	8	9	AB	R	H	RBI	BB	SO	LOB	TOP			
<b>John Cangelosi, S</b> (1, 8) OBP: 0.379, SLG: 0.292										4	0	0	0	0	1	0	<b>Houston Astros @ San Diego Padres</b> <b>Jack Murphy Stadium, San Diego, CA</b> Mon Apr 29 1996, 6:33 AM EDT Att: 8,979 - Sunny - 82 F			
<b>Craig Biggio, R</b> (1, 4) OBP: 0.400, SLG: 0.368										3	0	1	0	0	0	0				
<b>5 Jeff Bagwell, R</b> (1, 3) OBP: 0.483, SLG: 0.681										3	0	1	0	1	0	1				
<b>Derek Bell, R</b> (1, 9) OBP: 0.347, SLG: 0.532										4	0	0	0	0	0	4				
<b>Rick Wilkins, L</b> (1, 2) OBP: 0.471, SLG: 0.582										3	0	1	0	0	0	1				
<b>Sean Berry, R</b> (1, 5) OBP: 0.351, SLG: 0.432										3	0	0	0	0	0	1				
<b>Derrick May, L</b> (1, 7) OBP: 0.306, SLG: 0.411										3	0	0	0	0	0	0				
<b>Ricky Gutierrez, R</b> (1, 6) OBP: 0.371, SLG: 0.355										3	0	1	0	0	1	0				
<b>Doug Brocail, L</b> (1, 1) <b>Bill Spiers, L</b> (8, PH) <b>Alvin Morman, L</b> (8, 1)										2	0	0	0	0	0	0				
<b>Inning Stats</b>	R: 0 E: 0 K: 0 S: 4	H: 1 LOB: 1 BB: 0 P: 4	R: 0 E: 0 K: 0 S: 3	H: 0 LOB: 0 BB: 0 P: 3	R: 0 E: 0 K: 1 S: 5	H: 0 LOB: 0 BB: 0 P: 5	R: 0 E: 0 K: 0 S: 4	H: 1 LOB: 1 BB: 0 P: 4	R: 0 E: 0 K: 0 S: 3	H: 0 LOB: 0 BB: 0 P: 3	R: 0 E: 0 K: 0 S: 4	H: 1 LOB: 1 BB: 0 P: 4	R: 0 E: 0 K: 0 S: 3	H: 1 LOB: 1 BB: 1 P: 3	R: 0 E: 0 K: 0 S: 2	H: 0 LOB: 1 BB: 1 P: 7		1B: 3 2B: 1 3B: 0 HR: 0	SF: 0 SAC: 0 DP: 2 HBP: 1	WP: 0 PB: 0 SB: 0 CS: 0
<b>PITCHER</b> <b>Joey Hamilton, R</b> (1, 1) ERA: 3.4	IP: 9.0 WLS: W BF: 31 H: 4 R: 0 ER: 0 SO: 2 BB: 1 IBB: 0 HBP: 1 BLK: 0 WP: 0 HR: 0 S: 33 P: 38 ERA: 0.00 WHIP: 0.556															<b>PITCHER</b>				


AB	29
R	0
H	4
RBI	0
BB	1
SO	2
LOB	8




Batter	1	2	3	4	5	6	7	8	9	AB	R	H	RBI	BB	SO	LOB	BOTTOM			
<b>Rickey Henderson, R</b> (1, 7) OBP: 0.405, SLG: 0.274										4	0	3	0	0	0	0	<b>Houston Astros @ San Diego Padres</b> <b>Jack Murphy Stadium, San Diego, CA</b> Mon Apr 29 1996, 6:33 AM EDT Att: 8,979 - Sunny - 82 F			
<b>Steve Finley, L</b> (1, 8) OBP: 0.295, SLG: 0.291										3	0	0	0	1	0	2				
<b>Tony Gwynn, L</b> (1, 9) OBP: 0.481, SLG: 0.515										4	0	0	0	0	0	5				
<b>Ken Caminiti, S</b> (1, 5) OBP: 0.389, SLG: 0.500										3	0	1	0	0	0	0				
<b>Wally Joyner, L</b> (1, 3) OBP: 0.538, SLG: 0.622										3	0	0	0	0	0	1				
<b>Jody Reed, R</b> (1, 4) OBP: 0.359, SLG: 0.352										2	1	0	0	1	0	1				
<b>Luis Lopez, S</b> (1, 6) OBP: 0.211, SLG: 0.389										3	1	1	2	0	1	1				
<b>Brad Ausmus, R</b> (1, 2) OBP: 0.280, SLG: 0.297										2	0	1	0	1	0	0				
<b>Joey Hamilton, R</b> (1, 1) OBP: 0.067, SLG: 0.067										3	0	0	0	0	2	2				
<b>Inning Stats</b>	R: 0 E: 0 K: 0 S: 3	H: 1 LOB: 1 BB: 0 P: 3	R: 0 E: 0 K: 0 S: 4	H: 1 LOB: 1 BB: 0 P: 4	R: 0 E: 0 K: 1 S: 5	H: 1 LOB: 2 BB: 2 P: 13	R: 0 E: 0 K: 0 S: 3	H: 0 LOB: 0 BB: 0 P: 3	R: 0 E: 0 K: 0 S: 5	H: 0 LOB: 0 BB: 0 P: 5	R: 2 E: 0 K: 1 S: 7	H: 2 LOB: 1 BB: 1 P: 11	R: 0 E: 0 K: 0 S: 3	H: 1 LOB: 0 BB: 0 P: 3	R: 0 E: 0 K: 0 S: 3	H: 1 LOB: 0 BB: 0 P: 3		1B: 4 2B: 2 3B: 0 HR: 1	SF: 0 SAC: 0 DP: 3 HBP: 0	WP: 0 PB: 0 SB: 1 CS: 0
<b>PITCHER</b> <b>Doug Brocail, R</b> (1, 1) ERA: 4.28 <b>Alvin Morman, L</b> (8, 1) ERA: 4.35	IP: 7.0 WLS: L BF: 27 H: 5 R: 2 ER: 2 SO: 3 BB: 3 IBB: 0 HBP: 0 BLK: 0 WP: 0 HR: 1 S: 30 P: 42 ERA: 2.57 WHIP: 1.143															<b>PITCHER</b>				

AB	27
R	2
H	6
RBI	2
BB	3
SO	3
LOB	12



Batter	1	2	3	4	5	6	7	8	9	AB	R	H	RBI	BB	SO	LOB	TOP				
Marvin Benard, L OBP: 0.354, SLG: 0.320 (1, 8)	G4-3		F7		E4 HR	FC3-6 BLK HR		K		5	2	0	1	0	1	4	<b>San Francisco Giants @ San Diego Padres</b> Jack Murphy Stadium, San Diego, CA Tue Apr 30 1996, 10:05 PM EDT Att: 14,170 - Unknown - 72 F  <b>AB 39</b> <b>R 9</b> <b>H 11</b> <b>RBI 9</b> <b>BB 3</b> <b>SO 10</b> <b>LOB 15</b> 				
Robby Thompson, R OBP: 0.365, SLG: 0.435 (1, 4)	P3		K		HR	K		P5		5	1	1	1	0	2	2					
Barry Bonds, L OBP: 0.431, SLG: 0.708 (1, 7)	F7			P4	HR	HR			K	5	2	2	6	0	1	0					
Matt Williams, R OBP: 0.414, SLG: 0.557 (1, 5)		G6-3			HR	F8			K	5	0	2	0	0	1	0					
Mark Carreon, R OBP: 0.385, SLG: 0.626 (1, 3)		FC5-4 1B		G6-3	F8		G5-3			4	0	1	0	1	0	2					
Glenallen Hill, R OBP: 0.299, SLG: 0.427 Rod Beck, R (9, 1)		P4		K	K		HR		K	5	1	1	1	0	3	4					
Steve Decker, R OBP: 0.339, SLG: 0.346 (1, 2)		FC5-4 1-2					L8			4	1	2	0	0	0	1					
Rich Aurilia, R OBP: 0.238, SLG: 0.256 (1, 6)			G6-3				G5-3			4	1	1	0	0	1	2					
Allen Watson, L OBP: 0.267, SLG: 0.154 Jeff Juden, R (7, 1)					HR			K		1	1	1	0	2	0	0					
Stan Javier, S OBP: 0.182, SLG: 0.286 (9, 8)					HR	FC3-6 BB				1	0	0	0	0	1	0					
<b>Inning Stats</b>	R: 0 E: 0 K: 0 S: 3	H: 0 LOB: 0 BB: 0 P: 5	R: 0 E: 0 K: 0 S: 8	H: 1 LOB: 1 BB: 0 P: 9	R: 0 E: 0 K: 1 S: 11	H: 1 LOB: 1 BB: 0 P: 15	R: 0 E: 0 K: 1 S: 13	H: 1 LOB: 1 BB: 0 P: 16	R: 6 E: 1 K: 2 S: 22	H: 6 LOB: 2 BB: 1 P: 34	R: 2 E: 0 K: 1 S: 9	H: 1 LOB: 0 BB: 1 P: 16	R: 1 E: 0 K: 0 S: 6	H: 1 LOB: 0 BB: 0 P: 11	R: 0 E: 0 K: 3 S: 12	H: 0 LOB: 1 BB: 1 P: 22	1B: 7 2B: 1 3B: 0 HR: 3	SF: 0 SAC: 0 DP: 0 HBP: 0	WP: 0 PB: 0 SB: 0 CS: 0	PA: 42	
<b>PITCHER</b>	IP WLS BF H R ER SO BB IBB HBP BLK WP HR S P ERA WHIP	6.1 L 33 11 9 8 5 2 0 0 0 0 3 68 99 11.37 2.053	1.2 5 0 0 0 2 0 0 0 0 0 0 12 17 0.00 0.000	1.0 4 0 0 0 3 1 0 0 0 0 0 12 22 0.00 1.000	<b>PITCHER</b>										IP WLS BF H R ER SO BB IBB HBP BLK WP HR S P ERA WHIP						
Bob Tewksbury, R ERA: 5.45 (1, 1)											6.1 L 33 11 9 8 5 2 0 0 0 0 3 68 99 11.37 2.053										
Tim Worrell, R ERA: 0.99 (7, 1)											1.2 5 0 0 0 2 0 0 0 0 0 0 12 17 0.00 0.000										
Scott Sanders, R ERA: 4.63 (9, 1)											1.0 4 0 0 0 3 1 0 0 0 0 0 12 22 0.00 1.000										

Batter	1	2	3	4	5	6	7	8	9	AB	R	H	RBI	BB	SO	LOB	BOTTOM					
Rickey Henderson, R OBP: 0.409, SLG: 0.333 (1, 8)	G4-3 2B	HR			G5-3		G4-6-3 1-2			4	2	2	2	0	0	1	<b>San Francisco Giants @ San Diego Padres</b> Jack Murphy Stadium, San Diego, CA Tue Apr 30 1996, 10:05 PM EDT Att: 14,170 - Unknown - 72 F  <b>AB 31</b> <b>R 4</b> <b>H 8</b> <b>RBI 4</b> <b>BB 3</b> <b>SO 4</b> <b>LOB 9</b> 					
Tony Gwynn, L OBP: 0.457, SLG: 0.486 (1, 9)	G4-3	G3-1			F7			G6-3		4	0	0	0	0	0	1						
Marc Newfield, R OBP: 0.394, SLG: 0.559 (1, 7)	K	K			F9			FC5-4 1B		4	0	1	0	0	2	1						
Ken Caminiti, S OBP: 0.393, SLG: 0.519 (1, 5)	HR	2B			F8		L4-6 2B	FC5-4 FC6		4	1	2	1	0	0	1						
Wally Joyner, L OBP: 0.528, SLG: 0.605 (1, 3)	BB	1B			K		L4-6	FC6		4	0	1	1	0	1	2						
Brad Ausmus, R OBP: 0.302, SLG: 0.303 (1, 2)					CS			FC6-4 BB		2	0	1	0	2	0	0						
Andujar Cedeno, R OBP: 0.230, SLG: 0.301 Tim Worrell, R Scott Sanders, R Scott Livingstone, L OBP: 0.250, SLG: 0.450 (9, PH)	L3				CS		FC6-4 1-2		G3	3	0	0	0	0	0	3						
Jody Reed, R OBP: 0.355, SLG: 0.349 (1, 4)		SH1-4 HR			F8				G6-3	4	1	1	0	0	0	0						
Bob Tewksbury, R Archi Cianfrocco, R OBP: 0.314, SLG: 0.354 (7, 6)		SH1-4			K			G4-6-3 BB		1	0	0	0	0	1	0						
<b>Inning Stats</b>	R: 2 E: 0 K: 1 S: 14	H: 3 LOB: 2 BB: 1 P: 28	R: 2 E: 0 K: 1 S: 10	H: 2 LOB: 0 BB: 0 P: 18	R: 0 E: 0 K: 1 S: 10	H: 1 LOB: 0 BB: 0 P: 17	R: 0 E: 0 K: 1 S: 5	H: 0 LOB: 0 BB: 0 P: 8	R: 0 E: 0 K: 0 S: 7	H: 0 LOB: 0 BB: 0 P: 13	R: 0 E: 0 K: 0 S: 7	H: 1 LOB: 1 BB: 1 P: 16	R: 0 E: 0 K: 0 S: 8	H: 0 LOB: 1 BB: 1 P: 16	R: 0 E: 0 K: 0 S: 6	H: 1 LOB: 1 BB: 0 P: 7		R: 0 E: 0 K: 0 S: 4	H: 0 LOB: 0 BB: 0 P: 6	1B: 5 2B: 3 3B: 0 HR: 1	SF: 0 SAC: 1 DP: 2 HBP: 0	WP: 0 PB: 2 SB: 0 CS: 1
<b>PITCHER</b>	IP WLS BF H R ER SO BB IBB HBP BLK WP HR S P ERA WHIP	6.0 W 25 7 4 4 4 2 0 0 0 0 1 53 100 6.00 1.500	2.0 7 1 0 0 0 1 0 0 0 0 0 0 14 23 0.00 1.000	1.0 3 0 0 0 0 0 0 0 0 0 0 0 4 6 0.00 0.000	<b>PITCHER</b>										IP WLS BF H R ER SO BB IBB HBP BLK WP HR S P ERA WHIP							
Allen Watson, L ERA: 4.76 (1, 1)											6.0 W 25 7 4 4 4 2 0 0 0 0 1 53 100 6.00 1.500											
Jeff Juden, R ERA: 4.02 (7, 1)											2.0 7 1 0 0 0 1 0 0 0 0 0 0 14 23 0.00 1.000											
Rod Beck, R ERA: (9, 1)											1.0 3 0 0 0 0 0 0 0 0 0 0 0 4 6 0.00 0.000											

Batter	1	2	3	4	5	6	7	8	9	AB R H RBI BB SO LOB	TOP										
<b>Stan Javier, S</b> OBP: 0.259, SLG: 0.333	4-1 G4-6-3 1B E BB		2-2 F9	0-2 2B		4-1 BB			2-1 F7	3 1 1 0 2 0 1											
<b>Robby Thompson, R</b> OBP: 0.369, SLG: 0.451	0-2 G4-6-3 1B		1-0 F7	2-3 K		1-3 K			0-0 G6-3 2B	5 0 2 0 0 2 3											
<b>Barry Bonds, L</b> OBP: 0.421, SLG: 0.713	0-1 G4-6-3		2-2 HR		2-3 K				1-0 G6-3	5 1 1 2 0 2 3											
<b>Matt Williams, R</b> OBP: 0.414, SLG: 0.549	2-2 E6		1-0 2B		2-2 WP 1B				3-2 F9	5 0 2 0 0 0 1											
<b>Mark Carreon, R</b> OBP: 0.380, SLG: 0.621	1-0 F7		1-2 1B		0-0 F9 1B				1-1 G6-3	4 0 1 0 0 0 2											
<b>Glenallen Hill, R</b> OBP: 0.297, SLG: 0.414		1-0 G5-3	4-0 IBB		3-2 G1-3				1-3 K	3 0 0 0 1 1 1											
<b>Tom Lampkin, L</b> OBP: 0.250, SLG: 0.400		1-3 K	1-0 L4			0-0 G3			0-1 1B	4 0 1 0 0 1 3											
<b>Rich Aurilia, R</b> OBP: 0.244, SLG: 0.333		2-1 P3		1-2 G5-3		0-0 HR			0-0 F7	3 1 1 1 0 0 0											
<b>Marvin Benard, L</b> OBP: 0.349, SLG: 0.316										1 0 0 0 0 0 1											
<b>Jay Canizaro, R</b>										0 0 0 0 0 0 0											
<b>Mark Gardner, R</b> OBP: 0.230, SLG: 0.182			1-2 HR		0-0 P4				2-1 P3	2 1 1 0 0 0 0											
<b>Dave McCarty, R</b> OBP: 0.430, SLG: 0.400										1 0 0 0 0 0 0											
<b>Shawn Barton, R</b>										0 0 0 0 0 0 0											
<b>Doug Creek, L</b>										0 0 0 0 0 0 0											
<b>Mel Hall, L</b> OBP: 0.211, SLG: 0.170										1 0 0 0 0 0 1											
<b>Mark Dewey, R</b>										0 0 0 0 0 0 0											
<b>Inning Stats</b>	R: 1 E: 1 K: 0 S: 12	H: 1 LOB: 1 BB: 1 P: 19	R: 0 E: 0 K: 1 S: 6	H: 0 LOB: 0 BB: 0 P: 10	R: 2 E: 0 K: 0 S: 15	H: 4 LOB: 3 BB: 1 P: 28	R: 0 E: 0 K: 1 S: 10	H: 1 LOB: 1 BB: 0 P: 13	R: 0 E: 0 K: 1 S: 11	H: 1 LOB: 1 BB: 1 P: 18	R: 1 E: 0 K: 1 S: 8	H: 1 LOB: 1 BB: 1 P: 13	R: 0 E: 0 K: 1 S: 8	H: 0 LOB: 0 BB: 0 P: 12	R: 0 E: 0 K: 1 S: 8	H: 1 LOB: 1 BB: 0 P: 11	R: 0 E: 0 K: 0 S: 9	H: 1 LOB: 1 BB: 0 P: 15	1B: 5 2B: 3 3B: 0 HR: 2	SF: 0 SAC: 0 DP: 1 HBP: 0	WP: 1 PA: 40 PB: 0 SB: 0 CS: 0
<b>PITCHER</b>	IP WLS BF H R ER SO BB IBB HBP BLK WP HR S P ERA WHIP											IP WLS BF H R ER SO BB IBB HBP BLK WP HR S P ERA WHIP									
<b>Fernando Valenzuela, L</b> ERA: 2.86	(1, 1) 5.2 W 28 8 4 3 3 2 1 0 0 0 1 2 59 27 4.76 1.765																				
<b>Bryce Florio, R</b> ERA: 2.25	(6, 1) 2.1 8 1 0 0 3 0 0 0 0 0 0 0 19 27 0.00 0.429																				
<b>Trevor Hoffman, R</b> ERA: 1.26	(9, 1) 1.0 4 1 0 0 0 0 0 0 0 0 0 0 9 15 0.00 1.000																				

**San Francisco Giants @ San Diego Padres**  
 Jack Murphy Stadium, San Diego, CA  
 Wed May 01 1996, 10:05 PM EDT  
 Att: 14,878 - Unknown - 68 F

AB	R	H	RBI	BB	SO	LOB
37	4	10	3	3	6	16

WP	PA	PB	SB	CS
1	40	0	0	0

**San Francisco Giants @ San Diego Padres**  
 Jack Murphy Stadium, San Diego, CA  
 Wed May 01 1996, 10:05 PM EDT  
 Att: 14,878 - Unknown - 68 F

Batter	1	2	3	4	5	6	7	8	9	AB R H RBI BB SO LOB	BOTTOM								
<b>Rickey Henderson, R</b> OBP: 0.424, SLG: 0.391	4-2 E 1B S BB	3-2 F8			2-0 1-H HR	2-2 1B				3 2 2 2 1 0 0									
<b>Steve Finley, L</b> OBP: 0.305, SLG: 0.325	3-3 K		1-2 HR		2-1 CS 1B	0-1 F8				4 1 2 1 0 1 2									
<b>Tony Gwynn, L</b> OBP: 0.447, SLG: 0.474	0-1 BB 1B		0-1 G4-3		2-2 G4-3		1-2 G4-3			4 1 1 1 0 0 1									
<b>Ken Caminiti, S</b> OBP: 0.397, SLG: 0.545	0-1 1B BB		1-2 G3		2-2 F7		3-2 HR			4 1 2 1 0 0 0									
<b>Wally Joyner, L</b> OBP: 0.518, SLG: 0.584	4-2 L5 1B		1-0 G3			2-2 G6-3	2-3 K			3 0 0 0 1 1 0									
<b>Brad Ausmus, R</b> OBP: 0.300, SLG: 0.300	3-2 1B			3-3 K		0-0 E4 BLK HR	2-3 K			4 1 1 1 0 2 0									
<b>Jody Reed, R</b> OBP: 0.352, SLG: 0.345	1-2 2-3 3-H 1B		0-0 G1-3			1-2 HR	1B		1-2 F8	4 1 1 0 0 0 3									
<b>Andujar Cedeno, R</b> OBP: 0.284, SLG: 0.338			0-3 K		3-1 G5-3		3-1 HR		2-1 F9	4 1 1 3 0 1 0									
<b>Fernando Valenzuela, L</b> OBP: 0.100, SLG: 0.100			2-2 F7			1-0 HR	0-3 K		1-0 G6-3	2 1 1 0 0 0 0									
<b>Bryce Florio, R</b>										1 0 0 0 0 1 0									
<b>Scott Livingstone, L</b> OBP: 0.238, SLG: 0.229										1 0 0 0 0 0 0									
<b>Trevor Hoffman, R</b>										0 0 0 0 0 0 0									
<b>Inning Stats</b>	R: 2 E: 1 K: 1 S: 16	H: 3 LOB: 2 BB: 2 P: 31	R: 0 E: 0 K: 1 S: 10	H: 0 LOB: 0 BB: 0 P: 15	R: 1 E: 0 K: 0 S: 9	H: 1 LOB: 0 BB: 0 P: 12	R: 0 E: 0 K: 1 S: 6	H: 0 LOB: 0 BB: 0 P: 12	R: 2 E: 1 K: 1 S: 12	H: 3 LOB: 1 BB: 0 P: 20	R: 3 E: 1 K: 1 S: 19	H: 3 LOB: 1 BB: 0 P: 27	R: 1 E: 0 K: 2 S: 14	H: 1 LOB: 0 BB: 0 P: 22	R: 0 E: 0 K: 0 S: 7	H: 0 LOB: 0 BB: 0 P: 11	1B: 7 2B: 1 3B: 0 HR: 4	SF: 0 SAC: 0 DP: 1 HBP: 0	WP: 0 PA: 36 PB: 0 SB: 1 CS: 1
<b>PITCHER</b>	IP WLS BF H R ER SO BB IBB HBP BLK WP HR S P ERA WHIP											IP WLS BF H R ER SO BB IBB HBP BLK WP HR S P ERA WHIP							
<b>Mark Gardner, R</b> ERA: 4.73	(1, 1) 5.0 L 22 7 5 3 3 2 0 0 0 1 0 1 17 25 27.00 4.500																		
<b>Shawn Barton, L</b> ERA: 5.4	(6, 1) 0.2 6 3 3 2 1 0 0 0 0 0 0 1 17 25 27.00 4.500																		
<b>Doug Creek, L</b> ERA: 3.0	(6, 1) 1.1 5 1 1 1 2 0 0 0 0 0 0 1 16 24 6.75 0.750																		
<b>Mark Dewey, R</b> ERA: 2.77	(8, 1) 1.0 3 0 0 0 0 0 0 0 0 0 0 0 7 11 0.00 0.000																		

AB	R	H	RBI	BB	SO	LOB
34	9	11	9	2	6	6

WP	PA	PB	SB	CS
0	36	0	1	1



Batter	1	2	3	4	5	6	7	8	9	AB	R	H	RBI	BB	SO	LOB	TOP								
Royce Clayton, R OBP: 0.333, SLG: 0.398	F2		G3		G4-3			SH2-4 1B 2B		4	1	1	0	0	0	1									
Luis Alica, S OBP: 0.281, SLG: 0.279	G1-3			G1-3			F S 1B	SH2-4		3	0	1	0	0	0	0									
Ron Gant, R OBP: 0.357, SLG: 0.419 Tony Fossas, L Dennis Eckersley, R	G5-3			F8			F9	CS 1B		4	0	1	1	0	0	1									
Ray Lankford, L OBP: 0.327, SLG: 0.592		G3-1		K			L6	K		4	0	0	0	0	2	2									
Brian Jordan, R OBP: 0.324, SLG: 0.418		S 1B				G4-3 1B 2B	P4	CS	G6-3	4	1	2	0	0	0	1									
Mark Sweeney, L OBP: 0.382, SLG: 0.286		K			G4-3				F7	4	0	0	0	0	1	2									
Tom Pagnozzi, R OBP: 0.273, SLG: 0.524		G6-3				1B G3-1 1B		G1-3	G5-3	4	1	1	1	0	0	1									
Danny Sheaffer, R OBP: 0.396, SLG: 0.429			6-3			G3-1 1B				3	0	2	0	0	0	0									
Donovan Osborne, S OBP: 0.125, SLG: 0.125 Willie McGee, S			K		G3-1			K		3	0	0	1	0	2	2									
Inning Stats	R: 0 E: 0 K: 0 S: 3	H: 0 LOB: 0 BB: 0 P: 3	R: 0 E: 0 K: 1 S: 6	H: 1 LOB: 1 BB: 0 P: 6	R: 0 E: 0 K: 1 S: 5	H: 0 LOB: 0 BB: 0 P: 5	R: 0 E: 0 K: 1 S: 5	H: 0 LOB: 0 BB: 0 P: 5	R: 2 E: 0 K: 0 S: 6	H: 3 LOB: 1 BB: 0 P: 6	R: 0 E: 0 K: 0 S: 4	H: 1 LOB: 1 BB: 0 P: 4	R: 0 E: 0 K: 1 S: 6	H: 1 LOB: 1 BB: 0 P: 6	R: 1 E: 0 K: 1 S: 6	H: 2 LOB: 0 BB: 0 P: 6	R: 0 E: 0 K: 0 S: 3	H: 0 LOB: 0 BB: 0 P: 3	1B: 6 2B: 2 3B: 0 HR: 0	SF: 0 SAC: 1 DP: 0 HBP: 0	WP: 0 PB: 0 SB: 2 CS: 1	PA: 35			
PITCHER	IP	WLS	BF	H	R	ER	SO	BB	IBB	HBP	BLK	WP	HR	S	P	ERA	WHIP								
Andy Ashby, R ERA: 3.51	7.0	L	27	6	2	2	4	0	0	0	0	0	0	35	35	2.57	0.857								
Doug Bochtler, R ERA: 1.54	1.0		4	2	1	1	1	0	0	0	0	0	0	6	6	9.00	2.000								
Willie Blair, R ERA: 4.5	1.0		3	0	0	0	0	0	0	0	0	0	0	3	3	0.00	0.000								

St. Louis Cardinals @ San Diego Padres  
Jack Murphy Stadium, San Diego, CA  
Fri May 03 1996, 10:05 PM EDT  
Att: 21,335 - Unknown - 67 F

AB 33  
R 3  
H 8  
RBI 3  
BB 0  
SO 5  
LOB 10



Batter	1	2	3	4	5	6	7	8	9	AB	R	H	RBI	BB	SO	LOB	BOTTOM								
Rickey Henderson, R OBP: 0.417, SLG: 0.375	G4-3		FC8-6 BB		F9		F9			3	0	0	0	1	0	1									
Steve Finley, L OBP: 0.303, SLG: 0.331	1B 2B		FC8-6 1B 1-2			G1-3		G1-3		4	0	1	0	0	0	1									
Tony Gwynn, L OBP: 0.449, SLG: 0.475	2H 1B		G4-6-3 1B			F7		G6-3		4	0	2	0	0	0	0									
Archi Cianfrocco, R OBP: 0.308, SLG: 0.351	G4-3		G4-6-3 1-2			1B		K		4	0	1	0	0	1	3									
Wally Joyner, L OBP: 0.500, SLG: 0.559		K			F8		F8		K	4	0	0	0	0	2	1									
Brad Ausmus, R OBP: 0.298, SLG: 0.289		G1-3			F8			G6-3	1B HBP	3	0	0	0	0	0	0									
Andujar Cedeno, R OBP: 0.299, SLG: 0.388 Scott Livingstone, L OBP: 0.273, SLG: 0.455		E 1B			G6-3			HR	G6-4-3 1B	3	1	2	1	0	0	0									
Jody Reed, R OBP: 0.341, SLG: 0.333		E3			G4-3			G6-3	G6-4-3	4	0	0	0	0	0	3									
Andy Ashby, R OBP: 0.267, SLG: 0.429 Marc Newfield, R OBP: 0.403, SLG: 0.559 Doug Bochtler, R Willie Blair, R		F9			G5-3			BB		2	0	0	0	0	0	2									
Inning Stats	R: 0 E: 0 K: 0 S: 4	H: 2 LOB: 1 BB: 0 P: 4	R: 0 E: 1 K: 1 S: 7	H: 1 LOB: 2 BB: 0 P: 7	R: 0 E: 0 K: 0 S: 3	H: 1 LOB: 1 BB: 1 P: 7	R: 0 E: 0 K: 0 S: 3	H: 0 LOB: 0 BB: 0 P: 3	R: 0 E: 0 K: 0 S: 4	H: 1 LOB: 1 BB: 0 P: 4	R: 1 E: 0 K: 0 S: 4	H: 1 LOB: 1 BB: 1 P: 8	R: 0 E: 0 K: 1 S: 5	H: 0 LOB: 0 BB: 0 P: 5	R: 0 E: 0 K: 1 S: 5	H: 1 LOB: 1 BB: 0 P: 6	1B: 5 2B: 1 3B: 0 HR: 1	SF: 0 SAC: 0 DP: 2 HBP: 1	WP: 0 PB: 0 SB: 0 CS: 0	PA: 35					
PITCHER	IP	WLS	BF	H	R	ER	SO	BB	IBB	HBP	BLK	WP	HR	S	P	ERA	WHIP								
Donovan Osborne, L ERA: 3.88	7.0	W	28	6	1	1	1	2	0	0	0	0	0	28	36	1.29	1.143								
Tony Fossas, L ERA: 1.35	0.2		2	0	0	0	0	0	0	0	0	0	0	2	2	0.00	0.000								
Dennis Eckersley, R ERA: 0.61	1.1	S	5	1	0	0	2	0	0	1	0	0	0	8	9	0.00	0.750								

St. Louis Cardinals @ San Diego Padres  
Jack Murphy Stadium, San Diego, CA  
Fri May 03 1996, 10:05 PM EDT  
Att: 21,335 - Unknown - 67 F

AB 32  
R 1  
H 7  
RBI 1  
BB 2  
SO 3  
LOB 11



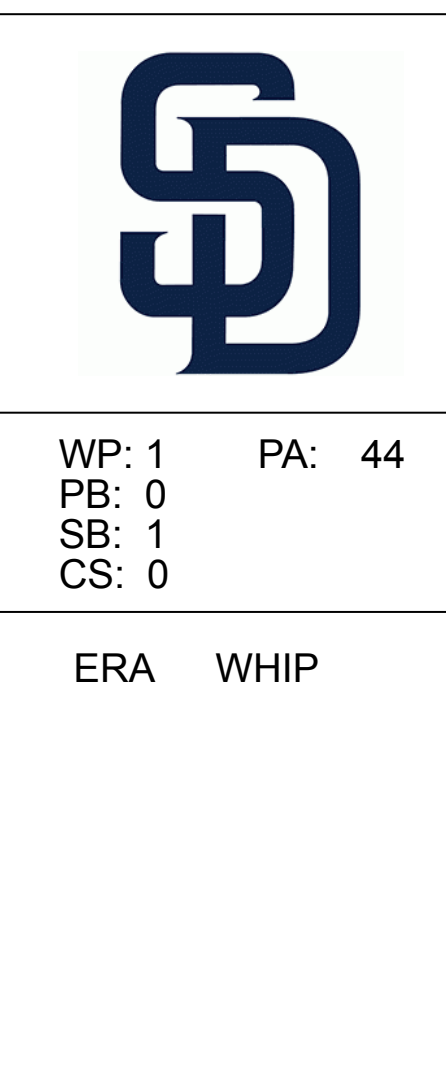
Batter	1	2	3	4	5	6	7	8	9	AB	R	H	RBI	BB	SO	LOB	TOP					
Royce Clayton, R (1.6) OBP: 0.331, SLG: 0.393			 1B		 1-2					4	1	1	0	0	2	1	<b>St. Louis Cardinals @ San Diego Padres</b> Jack Murphy Stadium, San Diego, CA Sat May 04 1996, 10:05 PM EDT Att: 44,375 - Unknown - 67 F <a href="#">livebaseballscorecards.com</a>					
Luis Alicaia, S (1.4) OBP: 0.280, SLG: 0.274	 BB		 1-H							2	1	0	1	1	0	0						
Ron Gant, R (1.7) OBP: 0.361, SLG: 0.448						 3-1			 BB	3	2	1	2	1	0	0						
David Bell, R (9.5) OBP: 0.212, SLG: 0.280									 BB	0	0	0	0	0	0	0						
Ray Lankford, L (1.8) OBP: 0.316, SLG: 0.570									 BB	4	0	0	0	0	4	0						
Brian Jordan, R (1.9) OBP: 0.324, SLG: 0.414									 BB	3	0	1	0	0	1	0						
Tony Fossas, L (7.1)									 BB	0	0	0	0	0	0	0						
Mark Sweeney, L (9. PH) OBP: 0.371, SLG: 0.276									 BB	1	0	0	0	0	0	0						
Dennis Eckersley, R (9.1)									 BB	0	0	0	0	0	0	0						
John Mabry, L (1.3) OBP: 0.333, SLG: 0.363									 BB	4	0	1	0	0	1	1						
Tom Pagnozzi, R (1.2) OBP: 0.240, SLG: 0.458										3	0	0	0	0	1	1						
Danny Sheaffer, R (1.5) OBP: 0.393, SLG: 0.423		 1B								3	0	1	0	0	0	1						
Todd Stottlemyre, L (1.1) OBP: 0.462, SLG: 0.364										1	0	0	0	1	0	1						
Willie McGee, S (7.9) OBP: 0.342, SLG: 0.429					 BB					1	0	0	0	0	1	0						
<b>Inning Stats</b>	R: 2 H: 2 E: 0 K: 2 S: 11	H: 2 R: 1 ER: 1 LOB: 1 BB: 1 P: 18	R: 0 H: 1 E: 0 K: 0 S: 9	H: 1 R: 0 ER: 0 LOB: 0 BB: 0 P: 12	R: 1 H: 1 E: 0 K: 1 S: 9	H: 1 R: 0 ER: 0 LOB: 1 BB: 0 P: 13	R: 0 H: 1 E: 0 K: 1 S: 8	H: 1 R: 0 ER: 0 LOB: 1 BB: 0 P: 9	R: 0 H: 0 E: 0 K: 0 S: 6	H: 0 R: 0 ER: 0 LOB: 0 BB: 0 P: 12	R: 0 H: 0 E: 0 K: 2 S: 10	H: 0 R: 0 ER: 0 LOB: 0 BB: 0 P: 16	R: 0 H: 0 E: 0 K: 1 S: 5	H: 0 R: 0 ER: 0 LOB: 0 BB: 0 P: 8	R: 0 H: 0 E: 0 K: 2 S: 9	H: 0 R: 1 ER: 1 LOB: 0 BB: 1 P: 19	1B: 4 2B: 0 3B: 0 HR: 1	SF: 1 SAC: 0 DP: 1 HBP: 0	WP: 0 PB: 0 SB: 2 CS: 1	PA: 33		
<b>PITCHER</b>	IP	WLS	BF	H	R	ER	SO	BB	IBB	HBP	BLK	WP	HR	S	P	ERA	WHIP					
Sean Bergman, R (1.1) ERA: 4.59	5.0	L	20	5	3	2	4	2	0	0	0	0	1	43	64	3.60	1.400					
Tim Worrell, R (6.1) ERA: 0.59	2.0		6	0	0	0	3	0	0	0	0	0	0	15	24	0.00	0.000					
Bryce Florie, R (8.1) ERA: 2.0	2.0		7	0	1	0	3	1	0	0	0	0	0	19	31	0.00	0.500					
<b>Batter</b>	<b>1</b>	<b>2</b>	<b>3</b>	<b>4</b>	<b>5</b>	<b>6</b>	<b>7</b>	<b>8</b>	<b>9</b>	<b>AB</b>	<b>R</b>	<b>H</b>	<b>RBI</b>	<b>BB</b>	<b>SO</b>	<b>LOB</b>	<b>BOTTOM</b>					
Rickey Henderson, R (1.7) OBP: 0.416, SLG: 0.388	 BB				 SF7 1B					4	1	1	1	1	1	4	<b>St. Louis Cardinals @ San Diego Padres</b> Jack Murphy Stadium, San Diego, CA Sat May 04 1996, 10:05 PM EDT Att: 44,375 - Unknown - 67 F <a href="#">livebaseballscorecards.com</a>					
Steve Finley, L (1.8) OBP: 0.301, SLG: 0.336	 1-2				 1-3					4	0	1	0	0	1	2						
Tony Gwynn, L (1.9) OBP: 0.441, SLG: 0.482					 3-H					3	0	1	1	0	0	0						
Ken Caminiti, S (1.5) OBP: 0.392, SLG: 0.530					 2-0					3	0	0	0	1	0	1						
Wally Joyner, L (1.3) OBP: 0.492, SLG: 0.546									 BB	4	0	1	0	0	3	2						
Brad Ausmus, R (1.2) OBP: 0.289, SLG: 0.279									 BB	3	0	0	0	0	2	1						
Scott Livingstone, L (9. PH) OBP: 0.304, SLG: 0.522								 1-2	 BB	1	1	1	0	0	0	0						
Andujar Cedeno, R (1.6) OBP: 0.284, SLG: 0.369									 BB	4	0	0	0	0	1	1						
Jody Reed, R (1.4) OBP: 0.338, SLG: 0.331		 1B							 BB	4	0	1	0	0	0	1						
Sean Bergman, R (1.1) OBP: 0.125, SLG: 0.125									 BB	1	0	0	0	0	1	1						
Chris Cawley, L (5. PH) ERA: 5.18									 BB	1	1	1	0	0	0	0						
Tim Worrell, R (8.1) ERA: 1.23									 BB	0	0	0	0	0	0	0						
Luis Lopez, S (7. PH) OBP: 0.256, SLG: 0.474					 2B				 BB	0	0	0	0	0	0	0						
Bryce Florie, R (9.1) ERA: 2.0					 2B				 BB	0	0	0	0	0	0	0						
Marc Newfield, R (9. PH) OBP: 0.112, SLG: 0.957					 2B				 BB	1	0	1	1	0	0	0						
<b>Inning Stats</b>	R: 0 H: 1 E: 0 K: 2 S: 14	H: 1 R: 2 ER: 2 LOB: 2 BB: 2 P: 28	R: 0 H: 1 E: 1 K: 3 S: 12	H: 1 R: 2 ER: 2 LOB: 2 BB: 0 P: 19	R: 0 H: 0 E: 0 K: 0 S: 4	H: 0 R: 0 ER: 0 LOB: 0 BB: 0 P: 6	R: 0 H: 0 E: 0 K: 2 S: 7	H: 0 R: 0 ER: 0 LOB: 0 BB: 0 P: 9	R: 2 H: 3 E: 0 K: 0 S: 12	H: 3 R: 0 ER: 0 LOB: 1 BB: 0 P: 22	R: 0 H: 1 E: 0 K: 0 S: 6	H: 1 R: 0 ER: 0 LOB: 0 BB: 0 P: 9	R: 0 H: 1 E: 0 K: 0 S: 8	H: 1 R: 0 ER: 0 LOB: 1 BB: 0 P: 14	R: 0 H: 0 E: 0 K: 1 S: 11	H: 0 R: 1 ER: 1 LOB: 2 BB: 0 P: 17	1B: 4 2B: 5 3B: 0 HR: 0	SF: 1 SAC: 0 DP: 1 HBP: 0	WP: 0 PB: 1 SB: 0 CS: 0	PA: 37		
<b>PITCHER</b>	IP	WLS	BF	H	R	ER	SO	BB	IBB	HBP	BLK	WP	HR	S	P	ERA	WHIP					
Todd Stottlemyre, R (1.1) ERA: 5.18	6.2	W	28	7	2	2	7	2	0	0	0	0	0	61	105	2.70	1.350					
Tony Fossas, L (7.1) ERA: 1.23	1.1		4	0	0	0	1	0	0	0	0	0	0	13	17	0.00	0.000					
Dennis Eckersley, R (9.1) ERA: 1.15	1.0	S	5	2	1	1	1	0	0	0	0	0	0	11	17	9.00	2.000					

Batter	1	2	3	4	5	6	7	8	9	AB	R	H	RBI	BB	SO	LOB	TOP							
Ozzie Smith, S OBP: 0.200, SLG: 0.267 (1, 6)	L3		G4-3 2H		P6		FC5-4 FC6			4	0	1	1	0	0	1	<b>St. Louis Cardinals @ San Diego Padres</b> Jack Murphy Stadium, San Diego, CA Sun May 05 1996, 6:33 AM EDT Att: 27,435 - Sunny - 75 F							
Luis Alcaez, S OBP: 0.273, SLG: 0.266 Rick Honeycutt, L Miguel Mejia, R (1, 4) (5, 1) (6, 8)	P5		G4-3		K		FC6			3	0	0	0	0	1	1								
Willie McGee, S OBP: 0.338, SLG: 0.411 (1, 7)	G4-3		K			4-0 WP HR BB		G6-3		3	1	0	0	1	1									
Ray Lankford, L OBP: 0.317, SLG: 0.564 Mark Sweeney, L OBP: 0.361, SLG: 0.267 (1, 8) (6, 9)		FC4 1B	G5-3			K	1-2	F7		3	0	1	0	0	1	2								
Brian Jordan, R OBP: 0.325, SLG: 0.452 Jeff Parrett, R Royce Clayton, R OBP: 0.336, SLG: 0.398 T.J. Mathews, R (1, 9) (6, 1) (8, PH) (8, 1)	FC4 2B			G6-3			2H HR		1B	3	2	1	2	0	0	1								
John Mabry, L OBP: 0.340, SLG: 0.372 (1, 3)	G4-3 1H				G4-3				K	3	0	1	1	1	1									
Pat Borders, R OBP: 0.333, SLG: 0.371 (1, 2)	G4-3					F3			F8	4	0	0	0	0	1	2								
David Bell, R OBP: 0.214, SLG: 0.278 (1, 5) (5, 4)	F7			G1-4-3			E3 FC5-4			4	0	1	0	0	0	2								
Alan Benes, R OBP: 0.083, SLG: 0.167 Tom Pagnozzi, R OBP: 0.269, SLG: 0.520 Cory Bailey, R Danny Sheaffer, R OBP: 0.373, SLG: 0.400 (1, 1) (3, PH) (3, 1) (5, PH) (5, 5)					P6			FC5-4 FC5-4		0	0	0	0	0	0	0								
<b>Inning Stats</b>	R: 0 E: 0 K: 0 S: 3	H: 0 LOB: 0 BB: 0 P: 3	R: 1 E: 0 K: 0 S: 5	H: 2 LOB: 1 BB: 0 P: 5	R: 1 E: 0 K: 1 S: 7	H: 2 LOB: 1 BB: 0 P: 7	R: 0 E: 0 K: 1 S: 5	H: 0 LOB: 1 BB: 1 P: 9	R: 0 E: 0 K: 1 S: 6	H: 0 LOB: 0 BB: 1 P: 10	R: 0 E: 1 K: 0 S: 4	H: 0 LOB: 1 BB: 0 P: 4	R: 0 E: 0 K: 1 S: 6	H: 1 LOB: 1 BB: 0 P: 6	R: 0 E: 0 K: 0 S: 3	H: 1 LOB: 1 BB: 0 P: 3		1B: 3 2B: 3 3B: 0 HR: 1	SF: 0 SAC: 0 DP: 1 HBP: 0	WP: 1 PB: 1 SB: 0 CS: 0	PA: 36			
<b>PITCHER</b>	IP	WLS	BF	H	R	ER	SO	BB	IBB	HBP	BLK	WP	HR	S	P	ERA	WHIP							
Joey Hamilton, R ERA: 3.66 Doug Bochler, R ERA: 1.5 Scott Sanders, R ERA: 4.26 (1, 1) (8, 1) (9, 1)	7.0	W	29	5	4	4	4	2	0	0	0	1	1	35	43	5.14	1.000							

Batter	1	2	3	4	5	6	7	8	9	AB	R	H	RBI	BB	SO	LOB	BOTTOM							
Rickey Henderson, R OBP: 0.429, SLG: 0.377 Marc Newfield, R OBP: 0.420, SLG: 0.574 (1, 7) (6, 7)	1B SF7	G3 1B BB	SF8		FC3-6 BB					1	2	1	1	2	0	0	<b>St. Louis Cardinals @ San Diego Padres</b> Jack Murphy Stadium, San Diego, CA Sun May 05 1996, 6:33 AM EDT Att: 27,435 - Sunny - 75 F							
Steve Finley, L OBP: 0.305, SLG: 0.339 (1, 8)	SF7 1B	G3			F9		K			5	1	2	1	0	1	4								
Tony Gwynn, L OBP: 0.443, SLG: 0.477 Chris Gwynn, L OBP: 0.286, SLG: 0.250 (1, 9) (5, PH) (6, 9)	1B 2B	SF7 BB	F5		FC3-6		K2-3			3	2	1	1	1	0	3								
Ken Caminiti, S OBP: 0.380, SLG: 0.517 Scott Livingstone, L OBP: 0.292, SLG: 0.500 (1, 5) (6, 5)	SF7	L5	F8		G5-3			L6		3	0	0	1	0	0	4								
Wally Joyner, L OBP: 0.496, SLG: 0.574 Scott Sanders, R (1, 3) (9, 1)	1B 2B			E5 WP		K		F8		4	2	2	2	1	1	0								
Luis Lopez, S OBP: 0.280, SLG: 0.458 (1, 6)	2B G6-3	K			F7		G3		1B	5	1	2	1	0	1	1								
Jody Reed, R OBP: 0.355, SLG: 0.352 (1, 4)						K			1B	4	1	3	2	1	1	0								
Brad Ausmus, R OBP: 0.287, SLG: 0.278 Doug Bochler, R Archi Cianfranco, R OBP: 0.300, SLG: 0.342 (1, 2) (8, PH) (9, 3)	G6-3		SF8 1B		FC5-4 BB		K		F8	4	1	1	1	0	1	3								
Joey Hamilton, R OBP: 0.111, SLG: 0.111 Brian Johnson, R OBP: 0.286, SLG: 0.444 (1, 1) (7, PH) (8, 2)	F8								1B	3	0	1	0	0	1	3								
<b>Inning Stats</b>	R: 5 E: 0 K: 0 S: 7	H: 4 LOB: 1 BB: 2 P: 15	R: 3 E: 1 K: 1 S: 7	H: 2 LOB: 0 BB: 1 P: 11	R: 2 E: 0 K: 0 S: 7	H: 4 LOB: 2 BB: 0 P: 7	R: 0 E: 1 K: 1 S: 6	H: 1 LOB: 2 BB: 1 P: 10	R: 0 E: 0 K: 2 S: 7	H: 0 LOB: 0 BB: 0 P: 7	R: 0 E: 0 K: 3 S: 11	H: 2 LOB: 2 BB: 0 P: 11	R: 0 E: 0 K: 0 S: 5	H: 2 LOB: 2 BB: 0 P: 5	1B: 13 2B: 1 3B: 0 HR: 1	SF: 2 SAC: 0 DP: 0 HBP: 0		WP: 1 PB: 0 SB: 1 CS: 0	PA: 44					
<b>PITCHER</b>	IP	WLS	BF	H	R	ER	SO	BB	IBB	HBP	BLK	WP	HR	S	P	ERA	WHIP							
Alan Benes, R ERA: 6.57 Cory Bailey, R ERA: 4.66 Rick Honeycutt, L ERA: 4.09 Jeff Parrett, R ERA: 1.8 T.J. Mathews, R ERA: 0.49 (1, 1) (3, 1) (5, 1) (6, 1) (8, 1)	2.0	L	15	6	8	8	1	2	1	0	0	1	0	13	17	9.00	3.000							

AB	34
R	4
H	7
RBI	4
BB	2
SO	5
LOB	14

AB	37
R	10
H	15
RBI	10
BB	5
SO	7
LOB	22





Batter	1	2	3	4	5	6	7	8	9	AB	R	H	RBI	BB	SO	LOB	TOP					
Rickey Henderson, R OBP: 0.427, SLG: 0.370	0-3 K		4-1 S E 1B BB		2-0 L5		1-2 S 1B		0-0 G4-3	4	1	1	0	1	1	1						
Steve Finley, L OBP: 0.310, SLG: 0.338	1-2 G4-3		2-2 S HR 1B		4-1 BB		1-2 P5			3	1	1	0	1	0	1						
Marc Newfield, R OBP: 0.411, SLG: 0.547	4-1 HR BB		0-3 K		0-3 K		2-3 K			3	1	0	0	1	3	2						
Ken Caminiti, S OBP: 0.383, SLG: 0.566	2-0 HR		2-1 HR		0-1 F8		0-1 F9			4	2	2	4	0	0	1						
Wally Joyner, L OBP: 0.488, SLG: 0.558	1-1 G3		3-H F9		0-0 G3-1		4-2 BB			3	0	0	0	1	0	0						
Jody Reed, R OBP: 0.345, SLG: 0.341		1-0 F9		2-0 F8		1-0 L4		0-1 F8		4	0	0	0	0	0	1						
Andujar Cedeno, R OBP: 0.272, SLG: 0.352		2-1 F9		0-0 P6		1-1 G6-3		1-2 P9		4	0	0	0	0	0	0						
Brian Johnson, R OBP: 0.281, SLG: 0.419		1-1 F8		1-0 1B		1-3 K		0-3 K		4	0	1	0	0	2	0						
Bob Tewksbury, R Bryce Florie, R Craig Shipley, R Chris Gwynn, L Trevor Hoffman, R			1-2 P4		0-0 P3		0-0 G6-3		1-0 1B	3	0	0	0	0	0	0	1					
<b>Inning Stats</b>	R: 2 E: 0 K: 1 S: 11	H: 1 LOB: 0 BB: 1 P: 19	R: 0 E: 0 K: 0 S: 5	H: 0 LOB: 0 BB: 0 P: 9	R: 3 E: 1 K: 1 S: 14	H: 2 LOB: 0 BB: 1 P: 24	R: 0 E: 0 K: 0 S: 4	H: 1 LOB: 1 BB: 0 P: 7	R: 0 E: 0 K: 1 S: 7	H: 0 LOB: 1 BB: 1 P: 13	R: 0 E: 0 K: 0 S: 4	H: 0 LOB: 0 BB: 0 P: 6	R: 0 E: 0 K: 1 S: 11	H: 1 LOB: 1 BB: 0 P: 14	R: 0 E: 0 K: 1 S: 10	H: 0 LOB: 1 BB: 1 P: 16	R: 0 E: 0 K: 1 S: 9	H: 1 LOB: 1 BB: 0 P: 11	1B: 4 2B: 0 3B: 0 HR: 2	SF: 0 SAC: 0 DP: 0 HBP: 0	WP: 0 PB: 0 SB: 4 CS: 0	PA: 37
<b>PITCHER</b>	IP	WLS	BF	H	R	ER	SO	BB	IBB	HBP	BLK	WP	HR	S	P	ERA	WHIP					
Darrell May, L ERA: 9.0	5.0	L	22	4	5	5	3	3	0	0	0	0	2	41	72	9.00	1.400					
Lee Hancock, L ERA: 5.52	2.0		7	1	0	0	1	0	0	0	0	0	0	15	20	0.00	0.500					
Dan Plesac, L ERA: 5.51	2.0		8	1	0	0	2	1	0	0	0	0	0	19	27	0.00	1.000					

San Diego Padres @ Pittsburgh Pirates  
Three Rivers Stadium, Pittsburgh, PA  
Wed May 08 1996, 7:05 PM EDT  
Overcast - 67 F

AB 33  
R 5  
H 6  
RBI 4  
BB 4  
SO 6  
LOB 7



Batter	1	2	3	4	5	6	7	8	9	AB	R	H	RBI	BB	SO	LOB	BOTTOM					
Jacob Brumfield, R OBP: 0.270, SLG: 0.407	0-3 K		2-2 G5-3			1-1 BLK SF7 2B		1-2 G3		4	1	1	0	0	1	1						
Al Martin, L OBP: 0.333, SLG: 0.451	3-2 G3-1		0-0 G3-1			1-1 SF7		4-0 1B S BB		2	0	0	1	1	0	0						
Jeff King, R OBP: 0.336, SLG: 0.579	2-1 F8			0-2 L8		0-1 F8		0-3 K		4	0	0	0	0	1	1						
Mark Johnson, L OBP: 0.333, SLG: 0.405		2-2 F7		2-2 G6-3		1-0 P5		1-2 F7		4	0	0	0	0	0	1						
Jay Bell, R OBP: 0.349, SLG: 0.447		0-1 G6-3		1-1 F8		2-0 G6-3		0-1 FC6-4 1B		4	0	1	0	0	0	0						
Midre Cummings, L OBP: 0.294, SLG: 0.563		1-0 2B 1B			0-0 FC5-4 1B	1-0 G3		1-2 FC6-4		4	1	2	0	0	0	2						
Charlie Hayes, R OBP: 0.320, SLG: 0.407		0-0 1-H 2B			0-0 FC5-4 18 FC6-4	0-0 G3		1-2 F7		4	1	2	1	0	0	1						
1B Jason Kendall, R OBP: 0.323, SLG: 0.420		1-2 G6-3			1-1 FC6-4	1-1 FC6-4		2-0 P4		4	1	1	2	0	0	2						
Darrell May, L Mike Kingery, L Lee Hancock, L Rich Auria, R Dan Plesac, L Dave Clark, L			2-3 K		0-0 P4	3-1 HR 1B		3-2 G4-3		1	0	0	0	0	1	0						
<b>Inning Stats</b>	R: 0 E: 0 K: 1 S: 8	H: 0 LOB: 0 BB: 0 P: 13	R: 1 E: 0 K: 0 S: 11	H: 2 LOB: 1 BB: 0 P: 15	R: 0 E: 0 K: 1 S: 7	H: 0 LOB: 0 BB: 0 P: 11	R: 0 E: 0 K: 0 S: 8	H: 0 LOB: 0 BB: 0 P: 11	R: 0 E: 0 K: 0 S: 5	H: 1 LOB: 1 BB: 0 P: 6	R: 1 E: 0 K: 0 S: 7	H: 1 LOB: 0 BB: 0 P: 10	R: 2 E: 0 K: 0 S: 10	H: 3 LOB: 1 BB: 0 P: 18	R: 0 E: 0 K: 1 S: 11	H: 1 LOB: 2 BB: 1 P: 17	R: 0 E: 0 K: 0 S: 7	H: 0 LOB: 0 BB: 0 P: 13	1B: 5 2B: 2 3B: 0 HR: 1	SF: 1 SAC: 0 DP: 0 HBP: 0	WP: 0 PB: 0 SB: 1 CS: 0	PA: 36
<b>PITCHER</b>	IP	WLS	BF	H	R	ER	SO	BB	IBB	HBP	BLK	WP	HR	S	P	ERA	WHIP					
Bob Tewksbury, R ERA: 5.44	6.2	W	26	6	4	4	2	0	0	0	1	1	51	75	5.40	0.900						
Bryce Florie, R ERA: 1.89	1.1		7	2	0	0	1	1	0	0	0	0	0	16	26	0.00	2.250					
Trevor Hoffman, R ERA: 1.17	1.0	S	3	0	0	0	0	0	0	0	0	0	0	7	13	0.00	0.000					

San Diego Padres @ Pittsburgh Pirates  
Three Rivers Stadium, Pittsburgh, PA  
Wed May 08 1996, 7:05 PM EDT  
Overcast - 67 F

AB 34  
R 4  
H 8  
RBI 4  
BB 1  
SO 3  
LOB 9



Batter	1	2	3	4	5	6	7	8	9	AB	R	H	RBI	BB	SO	LOB	TOP								
<b>Rickey Henderson, R</b> OBP: 0.430, SLG: 0.389 (1, 7)										3	1	1	0	1	1	0	<b>San Diego Padres @ Pittsburgh Pirates</b> Three Rivers Stadium, Pittsburgh, PA Wed May 08 1996, 7:05 PM EDT Att: 8,508 - Unknown - 57 F								
<b>Steve Finley, L</b> OBP: 0.322, SLG: 0.403 (1, 8)										4	2	3	3	0	0	1									
<b>Tony Gwynn, L</b> OBP: 0.436, SLG: 0.461 (1, 9)										3	0	0	0	1	0	1									
<b>Ken Caminiti, S</b> OBP: 0.372, SLG: 0.548 (1, 5)										4	0	0	0	0	0	0									
<b>Wally Joyner, L</b> OBP: 0.474, SLG: 0.537 (1, 3)										4	0	0	0	0	1	0									
<b>Luis Lopez, S</b> OBP: 0.310, SLG: 0.464 (1, 6)										4	0	2	0	0	1	0									
<b>Jody Reed, R</b> OBP: 0.336, SLG: 0.333 (6, PH)									3	0	0	0	0	0	2	<b>AB 32</b> <b>R 3</b> <b>H 6</b> <b>RBI 3</b> <b>BB 2</b> <b>SO 7</b> <b>LOB 5</b>									
<b>Marc Newfield, R</b> OBP: 0.405, SLG: 0.538 (8, PH)									1	0	0	0	0	1	1										
<b>Brad Ausmus, R</b> OBP: 0.279, SLG: 0.269 (1, 2)										3	0	0	0	0	1	0									
<b>Fernando Valenzuela, L</b> OBP: 0.091, SLG: 0.091 (5, PH)										1	0	0	0	0	0	0									
<b>Chris Cawthon, L</b> OBP: 0.231, SLG: 0.231 (6, PH)										1	0	0	0	0	1	0									
<b>Willie Blair, R</b> OBP: 0.231, SLG: 0.231 (6, PH)										0	0	0	0	0	0	0									
<b>Scott Livingstone, L</b> OBP: 0.258, SLG: 0.258 (8, PH)										1	0	0	0	0	1	0									
<b>Scott Sanders, R</b> OBP: 0.485, SLG: 0.485 (8, PH)										0	0	0	0	0	0	0									
<b>Doug Bochtler, R</b> OBP: 0.485, SLG: 0.485 (8, PH)										0	0	0	0	0	0	0									
<b>Inning Stats</b>	R: 1 E: 0 K: 1 S: 15	H: 1 LOB: 0 BB: 0 P: 21	R: 0 E: 0 K: 1 S: 9	H: 1 LOB: 0 BB: 0 P: 12	R: 0 E: 0 K: 1 S: 11	H: 1 LOB: 1 BB: 0 P: 17	R: 0 E: 0 K: 0 S: 6	H: 0 LOB: 0 BB: 0 P: 9	R: 0 E: 0 K: 1 S: 7	H: 0 LOB: 0 BB: 0 P: 12	R: 0 E: 0 K: 1 S: 13	H: 1 LOB: 1 BB: 0 P: 20	R: 0 E: 0 K: 0 S: 9	H: 1 LOB: 1 BB: 0 P: 13	R: 2 E: 0 K: 1 S: 12	H: 1 LOB: 0 BB: 2 P: 26	R: 0 E: 1 K: 1 S: 12	H: 0 LOB: 1 BB: 0 P: 19	1B: 3 2B: 1 3B: 0 HR: 2	SF: 0 SAC: 0 DP: 1 HBP: 0	WP: 0 PB: 0 SB: 2 CS: 1	PA: 35			
<b>PITCHER</b>	IP	WLS	BF	H	R	ER	SO	BB	IBB	HBP	BLK	WP	HR	S	P	ERA	WHIP								
<b>Danny Darwin, R</b> ERA: 2.6 (1, 1)	7.2		28	5	2	2	6	1	0	0	1	0	1	76	116	2.35	0.783								
<b>Jason Christiansen, L</b> ERA: 8.83 (8, 1)	0.1	W	2	1	1	1	0	1	0	0	0	0	1	6	14	27.00	6.000								
<b>67 Francisco Cordova, R</b> ERA: 2.6 (9, 1)	1.0	S	4	0	0	0	1	0	0	0	0	0	0	12	19	0.00	0.000								

Batter	1	2	3	4	5	6	7	8	9	AB	R	H	RBI	BB	SO	LOB	BOTTOM								
<b>Jacob Brumfield, R</b> OBP: 0.299, SLG: 0.435 (1, 8)										3	1	2	0	1	0	0	<b>San Diego Padres @ Pittsburgh Pirates</b> Three Rivers Stadium, Pittsburgh, PA Wed May 08 1996, 7:05 PM EDT Att: 8,508 - Unknown - 57 F								
<b>John Wehner, R</b> OBP: 0.316, SLG: 0.429 (1, 7)										3	0	1	0	0	0	2									
<b>Al Martin, L</b> OBP: 0.331, SLG: 0.448 (7, PH) (8, 7)										1	0	0	0	0	0	1									
<b>Jeff King, R</b> OBP: 0.326, SLG: 0.560 (1, 4)										4	0	0	0	0	0	3									
<b>Rich Aude, R</b> OBP: 0.400, SLG: 0.400 (1, 3)										3	0	1	1	0	2	0									
<b>Mark Johnson, L</b> OBP: 0.347, SLG: 0.405 (6, 3)										0	1	0	0	1	0	0									
<b>Jay Bell, R</b> OBP: 0.346, SLG: 0.436 (1, 6)										3	0	0	0	1	0	1									
<b>Midre Cummings, L</b> OBP: 0.286, SLG: 0.500 (1, 9)										4	1	1	0	0	0	3									
<b>Charlie Hayes, R</b> OBP: 0.333, SLG: 0.409 (1, 5)										2	1	1	0	2	1	0									
<b>Keith Osik, R</b> OBP: 0.417, SLG: 0.531 (1, 2)										3	0	1	2	0	0	1									
<b>Dave Clark, L</b> OBP: 0.405, SLG: 0.472 (8, PH)										1	0	1	1	0	0	0									
<b>1B Jason Kendall, R</b> OBP: 0.323, SLG: 0.420 (9, 2)										0	0	0	0	0	0	0									
<b>Danny Darwin, R</b> OBP: 0.154, SLG: 0.231 (8, PH)										3	0	0	0	0	3	2									
<b>Jason Christiansen, R</b> ERA: 3.24 (8, 1)										0	0	0	0	0	0	0									
<b>Nelson Lirio, S</b> OBP: 0.322, SLG: 0.322 (8, PH)										1	0	0	0	0	2										
<b>67 Francisco Cordova, R</b> OBP: 0.500, SLG: 0.500 (9, 1)										0	0	0	0	0	0	0									
<b>Inning Stats</b>	R: 0 E: 0 K: 0 S: 5	H: 0 LOB: 0 BB: 0 P: 9	R: 2 E: 0 K: 2 S: 14	H: 3 LOB: 1 BB: 0 P: 19	R: 1 E: 0 K: 0 S: 11	H: 3 LOB: 2 BB: 1 P: 22	R: 0 E: 0 K: 1 S: 17	H: 0 LOB: 2 BB: 2 P: 33	R: 0 E: 0 K: 1 S: 8	H: 0 LOB: 0 BB: 0 P: 9	R: 0 E: 0 K: 1 S: 9	H: 0 LOB: 0 BB: 0 P: 12	R: 0 E: 0 K: 1 S: 8	H: 1 LOB: 1 BB: 0 P: 10	R: 1 E: 0 K: 0 S: 15	H: 1 LOB: 2 BB: 2 P: 31	1B: 6 2B: 2 3B: 0 HR: 0	SF: 0 SAC: 0 DP: 1 HBP: 0	WP: 2 PB: 0 SB: 2 CS: 0	PA: 36					
<b>PITCHER</b>	IP	WLS	BF	H	R	ER	SO	BB	IBB	HBP	BLK	WP	HR	S	P	ERA	WHIP								
<b>Fernando Valenzuela, L</b> ERA: 3.24 (1, 1)	5.0		23	6	3	3	4	3	0	0	0	1	0	55	92	5.40	1.800								
<b>Willie Blair, R</b> ERA: 4.09 (6, 1)	2.0		7	1	0	0	2	0	0	0	0	0	0	17	22	0.00	0.500								
<b>Scott Sanders, R</b> ERA: 4.85 (8, 1)	0.1	L	2	0	1	1	0	1	0	0	0	1	0	5	10	27.00	3.000								
<b>Doug Bochtler, R</b> ERA: 1.42 (8, 1)	0.2		4	1	0	0	0	1	0	0	0	0	0	10	21	0.00	3.000								

Batter	1	2	3	4	5	6	7	8	9	AB	R	H	RBI	BB	SO	LOB	TOP											
Rickey Henderson, R OBP: 0.429, SLG: 0.364 Tim Worrell, R (8, 1)	4-2 G6-3 1B BB	3-2 G5-3		1-1 G6-3			2-1 1B 1B	1-1 P4		4	2	1	0	1	0	1	<b>San Diego Padres @ Pittsburgh Pirates</b> Three Rivers Stadium, Pittsburgh, PA Thu May 09 1996, 7:05 PM EDT Att: 10,863 - Unknown - 82 F  <a href="http://livebaseballscorecards.com">livebaseballscorecards.com</a>											
Steve Finley, L OBP: 0.325, SLG: 0.403	1-1 G6-3 2B 1B	0-1 G1-3		3-0 G3			0-0 1B E	3-1 P5		5	2	2	0	0	0	1												
Tony Gwynn, L OBP: 0.443, SLG: 0.462	2-2 G6-3		4-2 1B SF7 BB		1-1 G3-6-1 1B		1-1 E8 1B FC4-6		1-0 G6-3	4	2	2	2	1	0	1												
Ken Caminiti, S OBP: 0.380, SLG: 0.543	4-2 2B BB		4-0 1B 1B		2-1 G3-6-1 1-2		0-1 FC4-6 1B		1-1 G1-3	3	0	1	0	2	0	1												
Wally Joyner, L OBP: 0.474, SLG: 0.545 Marc Newfield, R OBP: 0.460, SLG: 0.530 Scott Livingstone, L OBP: 0.280, SLG: 0.480	3-1 1B 2B		1-2 1B		3-2 G1-3		2-0 FC4-6 1B		1-3 K	4	1	2	2	0	0	1												
Jody Reed, R OBP: 0.342, SLG: 0.336	4-1 1B BB		0-0 SF7			2-2 CS G5-3 1B	1-1 L5			2	0	1	1	1	0	1												
Andujar Cedeno, R OBP: 0.271, SLG: 0.348	0-2 FC6-4 1B		3-H F7			1-1 G5-3	1-3 K			4	0	1	1	0	1	4												
Brad Ausmus, R OBP: 0.287, SLG: 0.271	1-2 FC6-4		0-0 G6-3			1-0 CS 1B		4-2 G4-3 BB		3	0	1	0	1	0	4												
Andy Ashby, R OBP: 0.222, SLG: 0.353 Chris Gwynn, L OBP: 0.250, SLG: 0.214		3-2 G4-1		1-3 K		0-1 F8		2-1 G4-3		3	0	0	0	0	1	2												
						1-2 2-3		1-2		1	0	0	0	0	0	1												
<b>Inning Stats</b>	R: 3 E: 0 K: 0 S: 18	H: 3 LOB: 2 BB: 3 P: 37	R: 0 E: 0 K: 0 S: 8	H: 0 LOB: 0 BB: 0 P: 14	R: 1 E: 0 K: 0 S: 8	H: 1 LOB: 2 BB: 2 P: 17	R: 0 E: 0 K: 1 S: 6	H: 0 LOB: 0 BB: 0 P: 11	R: 0 E: 0 K: 0 S: 11	H: 1 LOB: 0 BB: 0 P: 17	R: 0 E: 0 K: 0 S: 8	H: 2 LOB: 1 BB: 0 P: 12	R: 3 E: 1 K: 1 S: 13	H: 4 LOB: 1 BB: 0 P: 20	R: 0 E: 0 K: 0 S: 11	H: 0 LOB: 1 BB: 0 P: 21		R: 0 E: 0 K: 1 S: 7	H: 0 LOB: 0 BB: 0 P: 10	1B: 10 2B: 1 3B: 0 HR: 0	SF: 1 SAC: 0 DP: 1 HBP: 0	WP: 0 PB: 0 SB: 1 CS: 2	PA: 41					
<b>PITCHER</b>	IP WLS BF H R ER SO BB IBB HBP BLK WP HR S P ERA WHIP																											
Paul Wagner, R ERA: 3.24	(1, 1)	6.0	L	27	7	4	4	1	5	0	0	0	0	0	0	59		108	6.00	2.000								
Joe Boever, R ERA: 9.53	(7, 1)	2.0		11	4	3	2	1	1	0	0	0	0	0	0	24		41	9.00	2.500								
Lee Hancock, L ERA: 5.17	(9, 1)	1.0		3	0	0	0	1	0	0	0	0	0	0	0	7		10	0.00	0.000								
Batter	1	2	3	4	5	6	7	8	9	AB	R	H	RBI	BB	SO	LOB	BOTTOM											
Midre Cummings, L OBP: 0.240, SLG: 0.417	1-3 K		2-0 G5-3			1-2 G3		0-0 G4-3		4	0	0	0	0	1	0	<b>San Diego Padres @ Pittsburgh Pirates</b> Three Rivers Stadium, Pittsburgh, PA Thu May 09 1996, 7:05 PM EDT Att: 10,863 - Unknown - 82 F  <a href="http://livebaseballscorecards.com">livebaseballscorecards.com</a>											
Al Martin, L OBP: 0.342, SLG: 0.464	3-2 G4-6-3 1B			1-0 G4-3		1-0 CS 2B		1-2 1B		4	0	3	0	0	0	0												
Jeff King, R OBP: 0.317, SLG: 0.543 Lee Hancock, L (9, 1)	1-2 G4-6-3			1-1 F7		2-2 G5-3		1-3 K		4	0	0	0	0	1	3												
Mark Johnson, L OBP: 0.358, SLG: 0.478		1-1 F8		0-2 HR			1-0 2B 1B		2-1 F8	4	1	2	1	0	0	0												
Jay Bell, R OBP: 0.343, SLG: 0.425		3-1 G6-3		2-3 K			1-2 P4		4-2 G3-1 BB	3	0	0	0	1	1	1												
Mike Kingsley, L OBP: 0.231, SLG: 0.227		1-1 1B			0-0 G4-3 1B		2-2 2B		0-1 G3-1	4	0	3	0	0	0	1												
Charlie Hayes, R OBP: 0.326, SLG: 0.398 John Wehner, R OBP: 0.304, SLG: 0.409		0-1 G1-3			1-1 G4-3		0-3 K		2-3 K	3	0	0	0	0	1	4												
1B Jason Kendall, R OBP: 0.323, SLG: 0.418			2-1 G5-3		1-2 FC4-6 1B		0-1 L3			3	0	1	0	0	0	2												
Paul Wagner, R OBP: 0.105, SLG: 0.056 Joe Boever, R (7, 1)		1-1 G6-3			1-1 FC4-6			0-0 F7		2	0	0	0	0	0	1												
Nelson Liriano, S OBP: 0.254, SLG: 0.317 (9, 4)					1-2 FC4-6					0	0	0	0	0	0	0												
					1-2					1	0	0	0	0	0	0												
<b>Inning Stats</b>	R: 0 E: 0 K: 1 S: 9	H: 1 LOB: 0 BB: 0 P: 14	R: 0 E: 0 K: 0 S: 8	H: 1 LOB: 1 BB: 0 P: 13	R: 0 E: 0 K: 0 S: 5	H: 0 LOB: 0 BB: 0 P: 10	R: 1 E: 0 K: 1 S: 10	H: 1 LOB: 0 BB: 0 P: 14	R: 0 E: 0 K: 0 S: 8	H: 2 LOB: 1 BB: 0 P: 11	R: 0 E: 0 K: 0 S: 7	H: 1 LOB: 0 BB: 0 P: 11	R: 0 E: 0 K: 1 S: 16	H: 2 LOB: 2 BB: 0 P: 20	R: 0 E: 0 K: 1 S: 9	H: 1 LOB: 1 BB: 0 P: 11		R: 0 E: 0 K: 1 S: 9	H: 0 LOB: 1 BB: 1 P: 17	1B: 6 2B: 2 3B: 0 HR: 1	SF: 0 SAC: 0 DP: 2 HBP: 0	WP: 0 PB: 0 SB: 0 CS: 1	PA: 34					
<b>PITCHER</b>	IP WLS BF H R ER SO BB IBB HBP BLK WP HR S P ERA WHIP																											
Andy Ashby, R ERA: 3.23	(1, 1)	7.0	W	26	8	1	1	3	0	0	0	0	0	0	0	63		93	1.29	1.143								
Tim Worrell, R ERA: 0.52	(8, 1)	2.0		8	1	0	0	2	1	0	0	0	0	0	0	18		28	0.00	1.000								

Batter	1	2	3	4	5	6	7	8	9	AB	R	H	RBI	BB	SO	LOB	TOP										
Rickey Henderson, R OBP: 0.419, SLG: 0.355	(1, 7) X P2		(1, 1) X P2		(3, 2) X P3		(0, 1) X F8	(3, 2) X 1B		5	0	1	0	0	0	1											
Steve Finley, L OBP: 0.327, SLG: 0.410	(1, 8) B P5		(1, 3) B K		(1, 0) B 1B		(0, 0) X 3B	(2, 1) X F8		5	1	2	0	0	1	2											
Tony Gwynn, L OBP: 0.441, SLG: 0.480	(1, 9) X F7			(0, 2) X G4-3	(3, 1) X F8		(1, 1) X 2B		(0, 0) X 1B	5	1	2	1	0	0	1											
Wally Joyner, L OBP: 0.479, SLG: 0.552	(1, 3) X G4-3			(4, 1) X 1B	(3, 2) X 1B		(1, 1) X 3B		(0, 0) X F7	4	2	2	1	1	0	1											
Scott Livingstone, L OBP: 0.300, SLG: 0.467	(1, 5) X G1-3			(0, 0) X 1B	(1, 3) X SF8		(2, 0) X P5		(3, 1) X G6-4-3	5	1	2	1	0	0	1											
Jody Reed, R OBP: 0.359, SLG: 0.353	(1, 4) B 2B			(0, 1) X 1B	(1, 2) X 1B		(4, 1) X G5-4-3		(4, 2) X 1B	2	0	2	1	2	0	0											
Andujar Cedeno, R OBP: 0.270, SLG: 0.344	(1, 6) X G5-3			(0, 1) X 1B	(1, 2) X 1B		(1, 0) X G5-4-3		(1, 2) X F8	4	0	1	0	0	0	4											
Brian Johnson, R OBP: 0.306, SLG: 0.559	(1, 2) X B1-4		(2, 0) X 2B	(2, 1) X SF8			(2, 1) X HR		(2, 3) X K	3	1	2	2	0	1	0											
Sean Bergman, R ERA: 5.18 Derek Lilliquist, L ERA: 4.34 Johnny Ruffin, R ERA: 4.34 Chuck McElroy, L ERA: 5.79 Jeff Brantley, R ERA: 3.38	(1, 1) X P3		(0, 0) X L7				(0, 2) X G3-1		(4, 2) X CS	2	0	0	0	0	0	3											
<b>Inning Stats</b>	R: 0 E: 0 K: 0 S: 4	H: 0 LOB: 0 BB: 0 P: 5	R: 0 E: 0 K: 0 S: 6	H: 1 LOB: 1 BB: 0 P: 9	R: 0 E: 0 K: 1 S: 7	H: 1 LOB: 1 BB: 0 P: 11	R: 2 E: 0 K: 0 S: 12	H: 3 LOB: 2 BB: 1 P: 18	R: 0 E: 0 K: 0 S: 9	H: 0 LOB: 0 BB: 1 P: 10	R: 4 E: 0 K: 0 S: 20	H: 5 LOB: 2 BB: 1 P: 30	R: 0 E: 0 K: 1 S: 11	H: 1 LOB: 1 BB: 0 P: 22	R: 0 E: 0 K: 0 S: 4	H: 1 LOB: 0 BB: 0 P: 7	1B: 8 2B: 4 3B: 1 HR: 1	SF: 1 SAC: 0 DP: 2 HBP: 0	WP: 0 PB: 0 SB: 0 CS: 1	PA: 41							
<b>PITCHER</b>	IP	WLS	BF	H	R	ER	SO	BB	IBB	HBP	BLK	WP	HR	S	P	ERA	WHIP										
Mark Portugal, R ERA: 5.18	(1, 1)	6.2	29	9	4	4	1	2	0	0	0	0	1	50	83	5.40	1.650										
Derek Lilliquist, L ERA: 4.34	(7, 1)	0.0	3	3	2	2	0	0	0	0	0	0	0	5	8	∞	∞										
Johnny Ruffin, R ERA: 4.34	(7, 1)	1.0	5	1	0	0	1	2	0	0	0	0	0	15	29	0.00	3.000										
Chuck McElroy, L ERA: 5.79	(8, 1)	0.1	W	1	0	0	0	0	0	0	0	0	0	2	4	0.00	0.000										
Jeff Brantley, R ERA: 3.38	(9, 1)	1.0	S	3	1	0	0	0	0	0	0	0	0	4	7	0.00	1.000										

San Diego Padres @ Cincinnati Reds  
Riverfront Stadium, Cincinnati, OH  
Fri May 10 1996, Postponed  
Att: 22,508 - Unknown - 64 F

AB	36
R	6
H	14
RBI	6
BB	4
SO	2
LOB	13



Batter	1	2	3	4	5	6	7	8	9	AB	R	H	RBI	BB	SO	LOB	BOTTOM										
Eric Owens, R OBP: 0.305, SLG: 0.250	(1, 7) B K		(0, 0) X 1B	(0, 0) X G5-3			(3, 1) X G4-3			4	1	1	0	0	1	0											
Hal Morris, L OBP: 0.376, SLG: 0.437	(1, 3) C G4-3		(3, 2) X L6		(1, 3) X K		(2, 1) X F9			4	0	0	0	0	1	1											
Barry Larkin, R OBP: 0.372, SLG: 0.472	(1, 6) C G4-3		(2, 1) X HR		(2, 1) X 1B			(2, 2) X G1-3		4	2	3	1	0	0	0											
Eric Anthony, L OBP: 0.446, SLG: 0.647	(1, 9) X G6-3		(4, 1) X HR		(1, 3) X K			(4, 2) X WP		2	2	0	0	2	1	1											
Eric Davis, R OBP: 0.360, SLG: 0.570 Thomas Howard, S OBP: 0.214, SLG: 0.333	(1, 8) X 1B		(2, 0) X HR		(0, 0) X G4-3			(1, 2) X 1B		2	2	2	3	0	0	0											
Eddie Taubensee, L OBP: 0.376, SLG: 0.466	(1, 2) X 1B		(2, 2) X F7			(3, 3) X K		(4, 0) X WP		3	1	1	0	1	1	0											
Bret Boone, R OBP: 0.277, SLG: 0.390	(1, 4) X P5		(0, 0) X F9			(1, 2) X F9		(2, 2) X G1-3		4	0	1	2	0	0	2											
Jeff Branson, L ERA: 5.26 Derek Lilliquist, L ERA: 4.3 Johnny Ruffin, R ERA: 4.3 Chuck McElroy, L ERA: 5.79 Lenny Harris, L ERA: 6.54 Jeff Brantley, R ERA: 3.1	(1, 5) X 1B		(2, 1) X P3			(3, 3) X K		(2, 2) X G1-3		2	0	0	0	1	1	0											
Mark Portugal, R OBP: 0.167, SLG: 0.250 Willie Greene, L OBP: 0.321, SLG: 0.490	(1, 1) X K		(0, 3) X K				(0, 3) X K		(0, 3) X K	2	0	0	0	0	2	2											
<b>Inning Stats</b>	R: 0 E: 0 K: 1 S: 7	H: 0 LOB: 0 BB: 0 P: 10	R: 1 E: 0 K: 1 S: 13	H: 2 LOB: 1 BB: 1 P: 25	R: 4 E: 0 K: 0 S: 13	H: 3 LOB: 0 BB: 1 P: 25	R: 0 E: 0 K: 1 S: 6	H: 0 LOB: 0 BB: 0 P: 8	R: 0 E: 0 K: 2 S: 9	H: 1 LOB: 1 BB: 0 P: 13	R: 0 E: 0 K: 2 S: 11	H: 0 LOB: 0 BB: 0 P: 18	R: 0 E: 0 K: 1 S: 8	H: 0 LOB: 0 BB: 0 P: 13	R: 3 E: 0 K: 1 S: 16	H: 2 LOB: 1 BB: 2 P: 30	1B: 7 2B: 0 3B: 0 HR: 1	SF: 0 SAC: 0 DP: 0 HBP: 0	WP: 2 PB: 0 SB: 4 CS: 0	PA: 36							
<b>PITCHER</b>	IP	WLS	BF	H	R	ER	SO	BB	IBB	HBP	BLK	WP	HR	S	P	ERA	WHIP										
Sean Bergman, R ERA: 5.26	(1, 1)	4.1	20	5	5	5	4	2	0	0	0	0	1	42	72	10.38	1.615										
Scott Sanders, R ERA: 4.3	(5, 1)	1.2	6	1	0	0	3	0	0	0	0	0	0	17	27	0.00	0.600										
Willie Blair, R ERA: 3.91	(7, 1)	1.0	3	0	0	0	1	0	0	0	0	0	0	8	13	0.00	0.000										
Bryce Florie, R ERA: 3.1	(8, 1)	1.0	L	7	2	3	3	1	1	0	0	1	0	16	30	27.00	3.000										

San Diego Padres @ Cincinnati Reds  
Riverfront Stadium, Cincinnati, OH  
Fri May 10 1996, Postponed  
Att: 22,508 - Unknown - 64 F

AB	32
R	8
H	8
RBI	6
BB	4
SO	9
LOB	11



Batter	1	2	3	4	5	6	7	8	9	AB	R	H	RBI	BB	SO	LOB	TOP								
Rickey Henderson, R OBP: 0.406, SLG: 0.340 (1, 7)	G5-3 ①		F7 ③			K ②		FC6-5 ②		4	0	0	0	0	1	2									
Steve Finley, L OBP: 0.319, SLG: 0.399 (1, 8)	F7 ②			G3 ①		G4-3 ③		L4 ③		4	0	0	0	0	0	1									
Tony Gwynn, L OBP: 0.435, SLG: 0.471 (1, 9)	F7 ③			L8 ②			F7 ①		L6 1B ③	4	0	1	0	0	0	0									
Andujar Cedeno, R OBP: 0.272, SLG: 0.343 Chris Gwynn, L OBP: 0.276, SLG: 0.200 (9, PH)		G5-3 ①		1B ②			P3 ②		1B BB ①	3	0	1	0	0	0	0									
Wally Joyner, L OBP: 0.479, SLG: 0.546 (1, 3)		G5-4-3 1B ②		K ③			1B BB ②		L4 ①	3	0	1	0	1	1	3									
Jody Reed, R OBP: 0.357, SLG: 0.350 (1, 4)		G5-4-3 1-2 ③				G1-4-3 ①		1B ②		4	0	1	0	0	0	3									
Brad Ausmus, R OBP: 0.282, SLG: 0.285 Scott Livingstone, L OBP: 0.290, SLG: 0.452 Brian Johnson, R OBP: 0.306, SLG: 0.559 (7, PH)			G6-3 ①		K ②		F8 ③			2	0	0	0	0	1	0									
Luis Lopez, S OBP: 0.313, SLG: 0.452 (1, 6)			G1-3 ②		G4-3 ③			FC6-5 SH2-4 1B ①		3	0	1	0	0	0	0									
Joey Hamilton, R OBP: 0.150, SLG: 0.200 (1, 1)						K ①		SH2-4 ①		2	0	1	0	0	1	0									
<b>Inning Stats</b>	R: 0 E: 0 K: 0 S: 6	H: 0 LOB: 0 BB: 0 P: 10	R: 0 E: 0 K: 0 S: 7	H: 1 LOB: 0 BB: 0 P: 11	R: 0 E: 0 K: 0 S: 12	H: 1 LOB: 1 BB: 0 P: 16	R: 0 E: 0 K: 1 S: 7	H: 0 LOB: 0 BB: 0 P: 13	R: 0 E: 0 K: 1 S: 8	H: 0 LOB: 0 BB: 0 P: 12	R: 0 E: 0 K: 0 S: 7	H: 1 LOB: 2 BB: 1 P: 12	R: 0 E: 0 K: 0 S: 11	H: 1 LOB: 1 BB: 0 P: 15	R: 0 E: 0 K: 0 S: 6	H: 1 LOB: 1 BB: 1 P: 14	1B: 5 2B: 2 3B: 0 HR: 0	SF: 0 SAC: 1 DP: 2 HBP: 0	WP: 0 PB: 0 SB: 2 CS: 0	PA: 33					
<b>PITCHER</b>	IP	WLS	BF	H	R	ER	SO	BB	IBB	HBP	BLK	WP	HR	S	P	ERA	WHIP								
John Smiley, L ERA: 4.82 (1, 1)	6.2	W	24	4	0	0	4	1	0	0	0	0	0	53	81	0.00	0.750								
Jeff Shaw, R ERA: 2.75 (7, 1)	1.0		4	1	0	0	0	0	0	0	0	0	0	9	12	0.00	1.000								
Chuck McElroy, L ERA: 5.4 (8, 1)	0.1		1	0	0	0	0	0	0	0	0	0	0	3	4	0.00	0.000								
Jeff Brantley, R ERA: 3.2 (9, 1)	1.0	S	4	1	0	0	0	1	0	0	0	0	0	6	14	0.00	2.000								

**San Diego Padres @ Cincinnati Reds**  
Riverfront Stadium, Cincinnati, OH  
Sat May 11 1996, 7:05 PM EDT  
Att: 24,983 - Unknown - 50 F

AB 30  
R 0  
H 6  
RBI 0  
BB 2  
SO 4  
LOB 11



Batter	1	2	3	4	5	6	7	8	9	AB	R	H	RBI	BB	SO	LOB	BOTTOM								
Thomas Howard, S OBP: 0.194, SLG: 0.296 (8, 7)	G4-3 ①		G4-3 ③			F7 ③				3	0	0	0	0	0	0									
Hal Morris, L OBP: 0.384, SLG: 0.438 (1, 3)		WP S E BB		G6-4-3 1B			G4-3 ①			2	1	1	0	1	0	0									
Barry Larkin, R OBP: 0.379, SLG: 0.473 (1, 6)				G6-4-3 1-2 ①			1B BB ②			2	0	1	0	1	0	1									
Eric Anthony, L OBP: 0.441, SLG: 0.630 (1, 9)				G3 ③			1B ②			3	0	1	0	0	0	1									
Willie Greene, L OBP: 0.305, SLG: 0.462 Chuck McElroy, L (8, 1)			K ①		G6-3 ①		P5 ②			3	0	0	0	0	1	2									
Bret Boone, R OBP: 0.277, SLG: 0.390 (9, 4)					F7 ②		F8 ③			0	0	0	0	0	0	0									
Jeff Branson, L OBP: 0.380, SLG: 0.466 (1, 5)					F7 ②		F8 ③			3	0	0	0	0	1	2									
Lenny Harris, L OBP: 0.378, SLG: 0.595 Jeff Brantley, R (9, 1)					G4-3 ③		G1-3 ③		F8 ①	3	0	0	0	0	0	0									
Joe Oliver, R OBP: 0.229, SLG: 0.311 (1, 2)						F8 ①		F8 ②		3	0	0	0	0	0	0									
John Smiley, L OBP: 0.294, SLG: 0.294 Jeff Shaw, R (7, 1)					G5-3 ②		G5-3 ②			2	0	0	0	0	0	0									
Eric Davis, R OBP: 0.357, SLG: 0.564 (8, 8)								K ③		1	0	0	0	0	1	0									
<b>Inning Stats</b>	R: 1 E: 0 K: 0 S: 10	H: 1 LOB: 0 BB: 1 P: 18	R: 0 E: 0 K: 1 S: 8	H: 0 LOB: 0 BB: 0 P: 12	R: 0 E: 0 K: 0 S: 4	H: 0 LOB: 0 BB: 0 P: 5	R: 0 E: 0 K: 0 S: 4	H: 1 LOB: 0 BB: 0 P: 5	R: 0 E: 0 K: 0 S: 10	H: 0 LOB: 0 BB: 0 P: 15	R: 0 E: 0 K: 0 S: 6	H: 0 LOB: 0 BB: 0 P: 9	R: 0 E: 0 K: 1 S: 8	H: 1 LOB: 2 BB: 1 P: 14	R: 0 E: 0 K: 1 S: 10	H: 0 LOB: 0 BB: 0 P: 14	1B: 3 2B: 0 3B: 0 HR: 0	SF: 0 SAC: 0 DP: 2 HBP: 0	WP: 1 PB: 0 SB: 1 CS: 0	PA: 27					
<b>PITCHER</b>	IP	WLS	BF	H	R	ER	SO	BB	IBB	HBP	BLK	WP	HR	S	P	ERA	WHIP								
Joey Hamilton, R ERA: 3.29 (1, 1)	8.0	L	27	3	1	1	3	2	0	0	0	1	0	60	92	1.12	0.625								

**San Diego Padres @ Cincinnati Reds**  
Riverfront Stadium, Cincinnati, OH  
Sat May 11 1996, 7:05 PM EDT  
Att: 24,983 - Unknown - 50 F

AB 25  
R 1  
H 3  
RBI 0  
BB 2  
SO 3  
LOB 6



Batter	1	2	3	4	5	6	7	8	9	AB	R	H	RBI	BB	SO	LOB	TOP			
Steve Finley, L (1, 8) OBP: 0.315, SLG: 0.388	L7		G6-3		G1-3		1B S BB	F9		4	1	0	0	1	0	3	<b>San Diego Padres @ Cincinnati Reds</b> Riverfront Stadium, Cincinnati, OH Sun May 12 1996, 3:33 AM EDT Att: 22,786 - Sunny - 50 F			
Jody Reed, R (1, 4) OBP: 0.352, SLG: 0.345	F8		G6-3		L7		1B CS BB	G4-3		5	0	1	1	0	0	3				
Tony Gwynn, L (1, 9) OBP: 0.433, SLG: 0.467	G4-3		F8				CS 1B	F8		5	1	2	1	0	0	0				
Wally Joyner, L (1, 3) OBP: 0.470, SLG: 0.540		F7		F8	F7		CS 1B	K		5	0	1	1	0	1	1				
Scott Livingstone, L (1, 5) OBP: 0.279, SLG: 0.417		1B 1B		L3		L4	P6	G3-1		5	1	1	0	0	0	2				
Chris Gwynn, L (1, 7) Tim Worrell, R (6, 1) Trevor Hoffman, R (9, 1)		1B 1B		BB BB	G4-3		WP BB FC6-2 BB			2	1	1	0	1	0	0				
Luis Lopez, S (1, 6) OBP: 0.333, SLG: 0.424		K		2B BB	G6-3		FC6-2 WP BB			2	0	0	0	2	1	2				
Brian Johnson, R (1, 2) Brad Ausmus, R (7, PR) Trevor Hoffman, R (7, 2)		1B					S BB 1B	FC6-2 BB		3	0	3	2	0	0	0				
Bob Tewksbury, R (1, 1) Rickey Henderson, R (6, 7)		K					F7			2	0	0	0	0	2	4				
<b>Inning Stats</b>	R: 0 E: 0 K: 0 S: 8	H: 0 LOB: 0 BB: 0 P: 13	R: 1 E: 0 K: 2 S: 19	H: 3 LOB: 2 BB: 0 P: 26	R: 0 E: 0 K: 0 S: 7	H: 0 LOB: 0 BB: 0 P: 10	R: 1 E: 0 K: 1 S: 10	H: 1 LOB: 2 BB: 2 P: 21	R: 0 E: 0 K: 0 S: 7	H: 0 LOB: 0 BB: 0 P: 12	R: 3 E: 0 K: 0 S: 11	H: 4 LOB: 2 BB: 1 P: 20	R: 0 E: 0 K: 0 S: 9	H: 0 LOB: 0 BB: 3 P: 24	R: 0 E: 0 K: 1 S: 7	H: 0 LOB: 0 BB: 0 P: 10		1B: 7 2B: 2 3B: 0 HR: 0	SF: 0 SAC: 0 DP: 0 HBP: 0	WP: 1 PB: 0 CS: 2
<b>PITCHER</b>	IP WLS BF H R ER SO BB IBB HBP BLK WP HR S P ERA WHIP	IP WLS BF H R ER SO BB IBB HBP BLK WP HR S P ERA WHIP																		
Dave Burba, R (1, 1) ERA: 3.97	6.1 L 29 7 5 5 3 3 0 0 0 0 0 0 66 106 7.11 1.579																			
Chuck McElroy, L (7, 1) ERA: 6.35	0.2 3 2 0 0 0 0 0 0 0 0 0 5 7 0.00 3.000																			
Marcus Moore, R (8, 1) ERA: 4.02	0.1 4 0 0 0 0 3 0 0 0 0 1 0 7 21 0.00 9.000																			
Derek Lilliquist, L (8, 1) ERA: 10.8	1.2 5 0 0 0 1 0 0 0 0 0 0 0 9 13 0.00 0.000																			

Batter	1	2	3	4	5	6	7	8	9	AB	R	H	RBI	BB	SO	LOB	BOTTOM			
Vince Coleman, S (1, 7) OBP: 0.244, SLG: 0.234	K		S 1B		G6-3		F8			4	0	1	0	0	1	2	<b>San Diego Padres @ Cincinnati Reds</b> Riverfront Stadium, Cincinnati, OH Sun May 12 1996, 3:33 AM EDT Att: 22,786 - Sunny - 50 F			
Hal Morris, L (1, 3) OBP: 0.387, SLG: 0.447	FC6 2B		F7		G4-3		G6-4-3 1B			4	0	2	0	0	0	1				
Barry Larkin, R (1, 6) OBP: 0.368, SLG: 0.456	FC6 FC4-6		K				F9	G6-4-3		4	0	0	0	0	1	3				
Eric Anthony, L (1, 9) OBP: 0.417, SLG: 0.586	FC4-6				P6		G3-1	K		4	0	0	0	0	1	1				
Bret Boone, R (1, 4) Chuck McElroy, L (7, 1) Marcus Moore, S (8, 1) Derek Lilliquist, L (8, 1) Willie Greene, L (9, PH) OBP: 0.279, SLG: 0.387	F8						K			3	0	1	0	0	1	0				
Thomas Howard, S (1, 8) OBP: 0.229, SLG: 0.300		E BB		FC1-6 1B			F7	G4-3 1B		3	0	1	0	1	0	1				
Chris Sabo, R (1, 5) Lenny Harris, L (9, PH) OBP: 0.356, SLG: 0.447		K					1B BB	G4-3		2	0	1	0	1	1	1				
Joe Oliver, R (1, 2) Eddie Taubensee, L (9, PH) OBP: 0.370, SLG: 0.581		K					1B			1	0	0	0	0	0	1				
Joe Oliver, R (1, 2) Eddie Taubensee, L (9, PH) OBP: 0.235, SLG: 0.313		G4-3								3	0	1	0	0	0	3				
Dave Burba, R (1, 1) Jeff Branson, L (7, 4) OBP: 0.353, SLG: 0.456					G4-3		F9			2	0	0	0	0	0	0				
<b>Inning Stats</b>	R: 0 E: 0 K: 1 S: 10	H: 1 LOB: 1 BB: 0 P: 16	R: 0 E: 1 K: 1 S: 8	H: 0 LOB: 1 BB: 1 P: 15	R: 0 E: 0 K: 1 S: 9	H: 1 LOB: 1 BB: 0 P: 10	R: 0 E: 0 K: 0 S: 10	H: 2 LOB: 2 BB: 0 P: 17	R: 0 E: 0 K: 0 S: 7	H: 0 LOB: 0 BB: 0 P: 12	R: 0 E: 0 K: 1 S: 9	H: 1 LOB: 2 BB: 1 P: 19	R: 0 E: 0 K: 1 S: 8	H: 1 LOB: 0 BB: 0 P: 11	R: 0 E: 0 K: 1 S: 10	H: 1 LOB: 2 BB: 1 P: 24	1B: 6 2B: 1 3B: 0 HR: 0	SF: 0 SAC: 0 DP: 1 HBP: 0	WP: 0 PB: 0 CS: 0	PA: 36
<b>PITCHER</b>	IP WLS BF H R ER SO BB IBB HBP BLK WP HR S P ERA WHIP	IP WLS BF H R ER SO BB IBB HBP BLK WP HR S P ERA WHIP																		
Bob Tewksbury, R (1, 1) ERA: 4.89	5.0 W 20 4 0 0 3 1 0 0 0 0 0 0 30 42 0.00 1.000																			
Tim Worrell, R (6, 1) ERA: 0.64	3.0 11 2 0 0 2 1 0 0 0 0 0 0 30 42 0.00 1.000																			
Trevor Hoffman, R (9, 1) ERA: 1.1	1.0 5 1 0 0 1 1 0 0 0 0 0 0 10 24 0.00 2.000																			





Batter	1	2	3	4	5	6	7	8	9	AB	R	H	RBI	BB	SO	LOB	TOP							
Lance Johnson, L (1, 8) OBP: 0.305, SLG: 0.412	1-1 F8	1-0 E6		0-1 G4-6-3			2-1 G6-3		4-0 WP DI BB	4	0	1	1	1	0	2								
Eduardo Alfonso, R (1, 4) OBP: 0.295, SLG: 0.250	2-1 G6-3		1-0 G4-3	1-3 3-H	1-2 G4-6-3		0-0		2-3 K	4	0	1	0	0	0	2								
Todd Hundley, S (9, PH) OBP: 0.343, SLG: 0.545				1-2 1-2			1-3 1B		1-3	1	0	0	0	0	1	1								
Bernard Gilkey, R (1, 7) OBP: 0.373, SLG: 0.538	2-1		2-1			2-2 P4				4	0	2	0	0	1	1								
Chris Jones, R (8, 7) OBP: 0.298, SLG: 0.433				2B			1-3 K			0	0	0	0	0	0	0								
Rico Brogna, L (1, 3) OBP: 0.380, SLG: 0.505	2-2 G4-3		4-1 HR			1-3 K			1-0 G3-1	3	1	0	0	1	1	1								
Jeff Kent, R (1, 5) OBP: 0.319, SLG: 0.438		1-3 K	0-2		0-1 P5				3-3 K	4	1	1	2	0	2	0								
Carl Everett, S (1, 9) OBP: 0.371, SLG: 0.276		4-1 1B BB	1-3 K			0-2 G5-3			3-1 FC6-4 1B	3	1	1	0	1	1	0								
Brent Mayne, L (1, 2) OBP: 0.333, SLG: 0.429		1-3 K		2-1 1B WP 1B		0-2 G4-3			2-2 FC6-4	4	1	1	0	0	1	2								
Rey Ordenez, R (1, 6) OBP: 0.333, SLG: 0.372		0-0		2-1 1B		0-3 K			1-3 K	3	0	2	0	0	1	0								
Bob MacDonald, L (6, 1)				1-2 E6 1B						0	0	0	0	0	0	0								
Jerry Dipoto, R (8, 1)				1-3 1B						0	0	0	0	0	0	0								
Kevin Roberson, S (9, PH) OBP: 0.326, SLG: 0.412				1-2 E6 1B						1	0	0	0	0	1	0								
Paul Wilson, R (1, 1) OBP: 0.125, SLG: 0.125				2-3 K					1-3 K	2	0	1	1	0	1	2								
Dave Milicki, R (4, 1)										0	0	0	0	0	0	0								
Tim Bogar, R (6, 6) OBP: 0.125, SLG: 0.125				1-2 E6 1B						1	0	0	0	0	0	0								
Jose Vizcaino, S (9, PH) OBP: 0.384, SLG: 0.452										1	0	0	0	0	1	0								
<b>Inning Stats</b>	R: 0 E: 0 K: 0 S: 9	H: 1 LOB: 1 BB: 0 P: 16	R: 1 E: 1 K: 2 S: 10	H: 2 LOB: 2 BB: 1 P: 17	R: 2 E: 0 K: 1 S: 10	H: 2 LOB: 0 BB: 1 P: 18	R: 1 E: 0 K: 1 S: 13	H: 3 LOB: 1 BB: 0 P: 19	R: 0 E: 0 K: 1 S: 8	H: 0 LOB: 0 BB: 0 P: 11	R: 0 E: 0 K: 1 S: 9	H: 0 LOB: 0 BB: 0 P: 9	R: 0 E: 0 K: 1 S: 9	H: 1 LOB: 1 BB: 0 P: 12	R: 0 E: 0 K: 1 S: 9	H: 1 LOB: 1 BB: 0 P: 18	R: 0 E: 0 K: 3 S: 16	H: 0 LOB: 1 BB: 1 P: 24	1B: 7 2B: 2 3B: 0 HR: 1	SF: 0 SAC: 0 DP: 1 HBP: 0	WP: 2 PB: 0 SB: 0 CS: 0	PA: 38		
<b>PITCHER</b>	IP WLS BF H R ER SO BB IBB HBP BLK WP HR S P ERA WHIP	IP WLS BF H R ER SO BB IBB HBP BLK WP HR S P ERA WHIP																						
Andy Ashby, R (1, 1) ERA: 3.39	8.0	W	34	10	4	4	8	2	0	0	0	0	1	1	77	120	4.50	1.500						
Scott Sanders, R (9, 1) ERA: 4.02	1.0		4	0	0	0	3	1	0	0	0	0	1	0	16	24	0.00	1.000						

New York Mets @ San Diego Padres  
Jack Murphy Stadium, San Diego, CA  
Tue May 14 1996, 10:05 PM EDT  
Att: 12,168 - Unknown - 67 F

AB 35  
R 4  
H 10  
RBI 4  
BB 3  
SO 11  
LOB 11



Batter	1	2	3	4	5	6	7	8	9	AB	R	H	RBI	BB	SO	LOB	BOTTOM							
Rickey Henderson, R (1, 7) OBP: 0.432, SLG: 0.350	2-0 G1-3 BB 1B	2-2 3B HBP		4-0 BB 1B BB	4-0 G1-6-3			3-2 BLK S 1B		2	4	2	0	2	0	0								
Steve Finley, L (1, 8) OBP: 0.328, SLG: 0.406	1-0 G1-3 BB 1B	0-0 3B		2-2 P7	0-0 G1-6-3			3-1 FC6-4 1B		4	1	2	3	1	0	2								
Tony Gwynn, L (1, 9) OBP: 0.419, SLG: 0.448	1-1 G1-3	1-0 G3		0-2 BB 1B BB		2-1 P2		0-0 FC6-4 BB		5	1	1	0	0	0	4								
Wally Joyner, L (1, 3) OBP: 0.481, SLG: 0.538	2-1 G1 S 1B	0-0 G5-3		4-1 BB 1B BB		3-2 G4-3		4-1 BB		3	2	1	2	2	0	1								
Scott Livingstone, L (1, 5) OBP: 0.282, SLG: 0.366	3-2 G1		1-0 G4-3	4-2 1B BB		1-2 L7		1-2 G4-3		4	0	0	1	1	0	3								
Brian Johnson, R (1, 2) OBP: 0.383, SLG: 0.682	2-2 FC5-4 1B		2-2	1-2 P6		0-1 G4-3				4	0	2	1	0	0	3								
Jody Reed, R (1, 4) OBP: 0.341, SLG: 0.333	2-0 FC5-4		2-3 K	3-1 1B		2-1 F9				4	0	1	2	0	1	2								
Andujar Cedeno, R (1, 6) OBP: 0.264, SLG: 0.324		1-3 K	4-0 S IBB	1-2 K		0-0 P3				3	0	0	0	1	2	2								
Andy Ashby, R (1, 1) OBP: 0.238, SLG: 0.350		0-0 HBP 3B 1B		2-3 K		1-2 G5-3				3	1	1	0	0	1	2								
Marc Newfield, R (8, PH) OBP: 0.403, SLG: 0.522										1	0	0	0	0	0	0								
Scott Sanders, R (9, 1) ERA: 4.32										0	0	0	0	0	0	0								
<b>Inning Stats</b>	R: 3 E: 0 K: 0 S: 13	H: 3 LOB: 1 BB: 1 P: 29	R: 2 E: 1 K: 1 S: 9	H: 2 LOB: 0 BB: 0 P: 13	R: 0 E: 0 K: 2 S: 12	H: 1 LOB: 2 BB: 1 P: 23	R: 3 E: 0 K: 1 S: 17	H: 2 LOB: 2 BB: 3 P: 36	R: 0 E: 0 K: 0 S: 4	H: 0 LOB: 0 BB: 1 P: 9	R: 0 E: 0 K: 0 S: 13	H: 0 LOB: 0 BB: 0 P: 19	R: 0 E: 0 K: 0 S: 5	H: 0 LOB: 0 BB: 0 P: 7	R: 1 E: 0 K: 0 S: 16	H: 2 LOB: 2 BB: 1 P: 28	1B: 8 2B: 0 3B: 2 HR: 0	SF: 0 SAC: 0 DP: 1 HBP: 1	WP: 0 PB: 0 SB: 0 CS: 0	PA: 41				
<b>PITCHER</b>	IP WLS BF H R ER SO BB IBB HBP BLK WP HR S P ERA WHIP	IP WLS BF H R ER SO BB IBB HBP BLK WP HR S P ERA WHIP																						
Paul Wilson, R (1, 1) ERA: 6.9	3.2	L	25	8	8	8	3	4	1	1	0	0	0	0	0	0	19.64	3.273						
Dave Milicki, R (4, 1) ERA: 3.42	1.1		4	0	0	0	1	1	0	0	0	0	0	0	7	13	0.00	0.750						
Bob MacDonald, L (6, 1) ERA: 3.29	2.0		6	0	0	0	0	0	0	0	0	0	0	0	18	26	0.00	0.000						
Jerry Dipoto, R (8, 1) ERA: 4.32	1.0		6	2	1	1	0	1	0	0	0	1	0	0	16	28	9.00	3.000						

New York Mets @ San Diego Padres  
Jack Murphy Stadium, San Diego, CA  
Tue May 14 1996, 10:05 PM EDT  
Att: 12,168 - Unknown - 67 F

AB 33  
R 9  
H 10  
RBI 9  
BB 7  
SO 4  
LOB 19





Batter	1	2	3	4	5	6	7	8	9	10	AB	R	H	RBI	BB	SO	LOB	TOP								
Lance Johnson, L (1, 8) OBP: 0.309, SLG: 0.426	SH2-3 HR 1B		F7			1B 3B		G4-3			4	2	2	0	0	0	0									
Edgardo Alfonso, R (1, 4) OBP: 0.259, SLG: 0.255	SH2-3		G6-3					K			3	0	1	1	0	1	0									
Doug Henry, R (8, 1) Chris Jones, R (10, 9) OBP: 0.258, SLG: 0.433	1-3					1B					0	0	0	0	0	0	0									
Bernard Gilkey, R (1, 7) OBP: 0.370, SLG: 0.550	HR					K				G6-3	4	1	1	2	0	1	1									
Rico Brogna, L (1, 3) OBP: 0.368, SLG: 0.486	G4-3					K				F7	4	0	0	0	0	1	1									
Todd Hundley, S (1, 2) OBP: 0.348, SLG: 0.540	G3-1										3	0	1	0	1	0	0									
Jeff Kent, R (1, 5) OBP: 0.310, SLG: 0.425						1B				BB	4	0	0	0	0	3	2									
Carl Everett, S (1, 9) OBP: 0.333, SLG: 0.242						K					4	0	0	0	0	2	1									
John Franco, L (10, 1)	G4-3					K				K	0	0	0	0	0	0	0									
Rey Ordonez, R (1, 6) OBP: 0.323, SLG: 0.360	G6-3									F7	4	0	0	0	0	1	1									
Bobby Jones, R (1, 1)											2	0	0	0	0	0	0									
Jose Vizcaino, S (8, PH) (8, 4) OBP: 0.379, SLG: 0.445			G5-3			G6-3				K	2	0	0	0	0	1	0									
								G3			2	0	0	0	0	1	0									
<b>Inning Stats</b>	R: 2 E: 0 K: 0 S: 5	H: 2 LOB: 0 BB: 0 P: 5	R: 0 E: 0 K: 1 S: 5	H: 0 LOB: 0 BB: 0 P: 5	R: 0 E: 0 K: 0 S: 3	H: 0 LOB: 0 BB: 0 P: 3	R: 0 E: 0 K: 1 S: 5	H: 0 LOB: 0 BB: 0 P: 5	R: 1 E: 0 K: 3 S: 10	H: 2 LOB: 1 BB: 0 P: 9	R: 0 E: 0 K: 3 S: 10	H: 1 LOB: 1 BB: 0 P: 10	R: 0 E: 0 K: 1 S: 5	H: 0 LOB: 0 BB: 0 P: 5	R: 0 E: 0 K: 2 S: 7	H: 0 LOB: 1 BB: 1 P: 7	R: 0 E: 0 K: 2 S: 7	H: 0 LOB: 0 BB: 0 P: 7	1B: 3 2B: 0 3B: 1 HR: 1	SF: 0 SAC: 1 DP: 0 HBP: 0	WP: 0 PB: 1 SB: 0 CS: 0	PA: 36				
<b>PITCHER</b>	IP 7.0	WLS 26	H 5	R 3	ER 3	SO 7	BB 0	IBB 0	HBP 0	BLK 0	WP 0	HR 1	S 40	P 40	ERA 3.86	WHIP 0.714										
Sean Bergman, R (1, 1) ERA: 5.04																										
Tim Worrell, R (8, 1) ERA: 0.39																										

New York Mets @ San Diego Padres  
Jack Murphy Stadium, San Diego, CA  
Wed May 15 1996, 10:05 PM EDT  
Att: 12,166 - Unknown - 66 F

AB	34
R	3
H	5
RBI	3
BB	1
SO	10
LOB	6



Batter	1	2	3	4	5	6	7	8	9	10	AB	R	H	RBI	BB	SO	LOB	BOTTOM								
Rickey Henderson, R (1, 7) OBP: 0.424, SLG: 0.343	G6-3			F8 1B 1B	G5-3			K		FC1-5 1B	5	2	1	0	0	1	2									
Steve Finley, L (1, 8) OBP: 0.324, SLG: 0.400	G3			P6		F2		F5		1B 1B	5	0	1	0	0	0	1									
Tony Gwynn, L (1, 9) OBP: 0.433, SLG: 0.458	F8			1B 1B		HR 1B		S BB		1B	4	1	3	1	1	0	0									
Wally Joyner, L (1, 3) OBP: 0.476, SLG: 0.552		F7		F8		HR		G4-3			4	1	1	2	0	0	3									
Scott Livingstone, L (1, 5) OBP: 0.291, SLG: 0.356		F7		FC5-4 1B		L3				K	4	0	1	1	0	1	0									
Brian Johnson, R (1, 2) OBP: 0.353, SLG: 0.625		G6-3		FC5-4 1B		G5-3				G6-3	4	0	0	0	0	0	2									
Jody Reed, R (1, 4) OBP: 0.339, SLG: 0.331				G3-6 1B		G6-3		G4-3		K	4	0	1	0	0	1	0									
Luis Lopez, S (1, 6) OBP: 0.333, SLG: 0.400				G3-6-1				G4-3		FC1-5 SH2-4 1B	2	0	0	0	1	0	1									
Andujar Cedeno, R (10, PH) OBP: 0.270, SLG: 0.330				1-2							1	0	1	0	0	0	0									
Sean Bergman, R (1, 1) OBP: 0.100, SLG: 0.100				L6				G3-1			2	0	0	0	0	1	1									
Marc Newfield, R (7, PH) ERA: 5.4											1	0	0	0	0	0	0									
Tim Worrell, R (8, 1)											0	0	0	0	0	0	0									
Craig Shipley, R (10, PH) OBP: 0.465, SLG: 0.700											0	0	0	0	0	0	0									
<b>Inning Stats</b>	R: 0 E: 0 K: 0 S: 3	H: 0 LOB: 0 BB: 0 P: 3	R: 0 E: 0 K: 0 S: 3	H: 0 LOB: 0 BB: 0 P: 3	R: 0 E: 0 K: 0 S: 3	H: 1 LOB: 1 BB: 0 P: 3	R: 1 E: 0 K: 0 S: 6	H: 3 LOB: 2 BB: 0 P: 6	R: 0 E: 0 K: 1 S: 5	H: 0 LOB: 0 BB: 1 P: 9	R: 2 E: 0 K: 0 S: 5	H: 2 LOB: 0 BB: 0 P: 5	R: 0 E: 0 K: 2 S: 3	H: 0 LOB: 0 BB: 0 P: 3	R: 0 E: 0 K: 1 S: 5	H: 0 LOB: 1 BB: 1 P: 9	R: 0 E: 0 K: 2 S: 7	H: 0 LOB: 0 BB: 0 P: 7	R: 1 E: 0 K: 0 S: 5	H: 3 LOB: 2 BB: 0 P: 5	1B: 8 2B: 0 3B: 0 HR: 1	SF: 0 SAC: 1 DP: 1 HBP: 0	WP: 0 PB: 0 SB: 1 CS: 0	PA: 39		
<b>PITCHER</b>	IP 7.0	WLS 27	H 6	R 3	ER 3	SO 1	BB 1	IBB 0	HBP 0	BLK 0	WP 0	HR 1	S 28	P 32	ERA 3.86	WHIP 1.000										
Bobby Jones, R (1, 1) ERA: 5.1																										
Doug Henry, R (8, 1) ERA: 5.4																										
John Franco, L (10, 1) ERA: 4.26																										

New York Mets @ San Diego Padres  
Jack Murphy Stadium, San Diego, CA  
Wed May 15 1996, 10:05 PM EDT  
Att: 12,166 - Unknown - 66 F

AB	36
R	4
H	9
RBI	4
BB	2
SO	4
LOB	10



Batter	1	2	3	4	5	6	7	8	9	AB	R	H	RBI	BB	SO	LOB	TOP										
Lance Johnson, L (1, 8) OBP: 0.317, SLG: 0.431	F9					SF7		G6-3		5	1	3	1	0	0	0	<b>New York Mets @ San Diego Padres</b> Jack Murphy Stadium, San Diego, CA Thu May 16 1996, 6:33 AM EDT Att: 17,341 - Sunny - 73 F										
Jose Vizcaino, S (1, 4) OBP: 0.386, SLG: 0.451	G6-3	L8			WP	1B			F7	5	1	3	0	0	0	2											
Bernard Gilkey, R (1, 7) OBP: 0.365, SLG: 0.542	G6-3				WP	1B			K	4	1	1	1	0	1	1											
Rico Brogna, L (1, 3) OBP: 0.354, SLG: 0.468	F7				SF7	FC6			L8	4	0	0	1	0	1	3											
Todd Hundley, S (1, 2) OBP: 0.352, SLG: 0.559		HR			1B	IBB			K	3	1	1	1	1	1	0											
Jeff Kent, R (1, 5) OBP: 0.322, SLG: 0.431		1B			BB	G4-6-3			F7	3	1	2	2	1	0	0											
Carl Everett, S (1, 9) OBP: 0.302, SLG: 0.216					1B	G4-6-3			G5-3	4	0	0	0	0	1	4											
Rey Ordenez, R (1, 6) OBP: 0.328, SLG: 0.364		1B			P6				K	4	1	2	0	0	1	1											
Pete Harnisch, S (1, 1)		1B				SF8			K	3	0	0	0	0	2	4											
Brent Mayne, L (8, PH) OBP: 0.323, SLG: 0.414		K			F7				K2-3	1	0	0	0	0	1	0											
Dave Mlicki, R (8, 1)										0	0	0	0	0	0	0											
John Franco, L (9, 1)										0	0	0	0	0	0	0											
<b>Inning Stats</b>	R: 0 E: 0 K: 0 S: 13	H: 1 LOB: 1 BB: 0 P: 22	R: 2 E: 0 K: 2 S: 15	H: 4 LOB: 2 BB: 0 P: 19	R: 0 E: 0 K: 1 S: 11	H: 0 LOB: 0 BB: 0 P: 15	R: 0 E: 0 K: 0 S: 12	H: 0 LOB: 1 BB: 1 P: 18	R: 3 E: 0 K: 0 S: 13	H: 4 LOB: 1 BB: 1 P: 20	R: 1 E: 0 K: 1 S: 15	H: 3 LOB: 2 BB: 0 P: 18	R: 0 E: 0 K: 1 S: 8	H: 0 LOB: 0 BB: 0 P: 12	R: 0 E: 0 K: 2 S: 8	H: 0 LOB: 0 BB: 0 P: 14	R: 0 E: 0 K: 1 S: 6	H: 0 LOB: 0 BB: 0 P: 9	1B: 11 2B: 0 3B: 0 HR: 1	SF: 2 SAC: 0 DP: 1 HBP: 0	WP: 1 PB: 0 SB: 0 CS: 0	PA: 40					
<b>PITCHER</b>	IP	WLS	BF	H	R	ER	SO	BB	IBB	HBP	BLK	WP	HR	S	P	ERA	WHIP										
Joey Hamilton, R (1, 1) ERA: 3.9	5.1	L	29	12	6	6	4	1	1	0	0	1	1	75	107	10.12	2.438										
Scott Sanders, R (6, 1) ERA: 3.63	1.2		5	0	0	0	1	0	0	0	0	0	0	12	17	0.00	0.000										
Bryce Florie, R (8, 1) ERA: 2.95	1.0		3	0	0	0	2	0	0	0	0	0	0	8	14	0.00	0.000										
Willie Blair, R (9, 1) ERA: 3.96	1.0		3	0	0	0	1	0	0	0	0	0	0	6	9	0.00	0.000										

AB	36
R	6
H	12
RBI	6
BB	2
SO	8
LOB	15



Batter	1	2	3	4	5	6	7	8	9	AB	R	H	RBI	BB	SO	LOB	BOTTOM										
Rickey Henderson, R (1, 7) OBP: 0.412, SLG: 0.330	K		L5					P4		4	0	0	0	0	2	0	<b>New York Mets @ San Diego Padres</b> Jack Murphy Stadium, San Diego, CA Thu May 16 1996, 6:33 AM EDT Att: 17,341 - Sunny - 73 F										
Steve Finley, L (1, 8) OBP: 0.326, SLG: 0.420	G6-3				G4-3			K2-3		4	1	2	0	0	1	0											
Tony Gwynn, L (1, 9) OBP: 0.428, SLG: 0.452					G4-3				F7	4	0	1	1	0	0	1											
Wally Joyner, L (1, 3) OBP: 0.470, SLG: 0.543					K			G4-3		4	1	1	0	0	2	1											
Scott Livingstone, L (1, 5) OBP: 0.265, SLG: 0.354					L6				G4-3	3	1	1	0	0	0	0											
Craig Shipley, R (9, PH) OBP: 0.471, SLG: 0.677										1	0	0	0	0	0	0											
Jody Reed, R (1, 4) OBP: 0.331, SLG: 0.323					F8			F9		4	0	0	0	0	0	2											
Andujar Cedeno, R (1, 6) OBP: 0.265, SLG: 0.324										2	0	0	0	0	1	0											
Scott Sanders, R (6, 1) ERA: 3.9					G4-3					0	0	0	0	0	0	0											
Chris Gwynn, L (7, PH) OBP: 0.318, SLG: 0.222										1	0	0	0	0	0	2											
Bryce Florie, R (8, 1) ERA: 2.95										0	0	0	0	0	0	0											
Willie Blair, R (9, 1) ERA: 3.96										0	0	0	0	0	0	0											
Brad Ausmus, R (1, 2) OBP: 0.272, SLG: 0.255					G4-3					3	0	0	0	0	1	0											
Joey Hamilton, R (1, 1) OBP: 0.143, SLG: 0.190										1	0	0	0	0	0	0											
Luis Lopez, S (6, 6) OBP: 0.317, SLG: 0.378					P9					2	0	0	0	0	0	1											
<b>Inning Stats</b>	R: 0 E: 0 K: 2 S: 12	H: 1 LOB: 1 BB: 0 P: 18	R: 0 E: 0 K: 0 S: 5	H: 0 LOB: 0 BB: 0 P: 8	R: 0 E: 0 K: 0 S: 6	H: 0 LOB: 0 BB: 0 P: 9	R: 1 E: 0 K: 1 S: 8	H: 1 LOB: 0 BB: 0 P: 12	R: 0 E: 0 K: 2 S: 12	H: 0 LOB: 0 BB: 0 P: 18	R: 0 E: 0 K: 1 S: 11	H: 1 LOB: 1 BB: 0 P: 16	R: 2 E: 1 K: 0 S: 11	H: 2 LOB: 1 BB: 0 P: 18	R: 0 E: 0 K: 1 S: 6	H: 0 LOB: 0 BB: 0 P: 9	R: 0 E: 0 K: 0 S: 3	H: 0 LOB: 0 BB: 0 P: 4	1B: 3 2B: 1 3B: 1 HR: 0	SF: 0 SAC: 0 DP: 0 HBP: 0	WP: 0 PB: 0 SB: 0 CS: 0	PA: 33					
<b>PITCHER</b>	IP	WLS	BF	H	R	ER	SO	BB	IBB	HBP	BLK	WP	HR	S	P	ERA	WHIP										
Pete Harnisch, R (1, 1) ERA: 4.39	7.0	W	27	5	3	1	6	0	0	0	0	0	0	65	99	1.29	0.714										
Dave Mlicki, R (8, 1) ERA: 3.29	1.0		3	0	0	0	1	0	0	0	0	0	0	6	9	0.00	0.000										
John Franco, L (9, 1) ERA: 3.95	1.0	S	3	0	0	0	0	0	0	0	0	0	0	3	4	0.00	0.000										


AB	33
R	3
H	5
RBI	1
BB	0
SO	7
LOB	7



Batter	1	2	3	4	5	6	7	8	9	10	11	12	AB	R	H	RBI	BB	SO	LOB	TOP						
Mark Grudzielanek, R OBP: 0.379, SLG: 0.494	1-1 F8		0-1 F8			0-1 G6-3		3-2 G6-3		3-2 G5-3			5	0	0	0	0	0	2							
Mike Lansing, R OBP: 0.397, SLG: 0.455	1-0 HR		2-1 P4			3-2 G4-6-3 1B		0-3 K		1-3 K			5	1	2	1	0	2	1							
Henry Rodriguez, L OBP: 0.381, SLG: 0.724 Cliff Floyd, L OBP: 0.158, SLG: 0.118	2-0 G5-3		1-2 FC3-6			0-0 G4-6-3		4-1 K		1-2 F7			4	0	0	0	0	1	2							
Moises Alou, R OBP: 0.341, SLG: 0.445	3-2 G4-3				0-0 G1-3		1-2 G6-3		4-1 G6-3 BB		0-0 G1-3		4	0	0	0	1	0	0							
David Segui, S OBP: 0.415, SLG: 0.507		0-1 G4-3 2B		0-2 L4			1-3 K		3-1 G6-3		1-2 2B		5	0	2	0	0	1	1							
Darin Fletcher, L OBP: 0.323, SLG: 0.468 Mel Rojas, R OBP: 0.500, SLG: 0.500	1-1 G4-3		2-2 F9			4-0 1B BB		2-1 G3-1					4	0	0	0	1	1	3							
F.P. Santangelo, S OBP: 0.378, SLG: 0.483	2-3 K				2-0 G5-3		1-1 1B		3-2 BLK SH1-4 1B				5	0	2	0	0	2	2							
Shane Andrews, R OBP: 0.327, SLG: 0.433 Dave Silvestri, R OBP: 0.336, SLG: 0.246	0-0 G6-3				3-1 L8		1-3 K		0-1 SAFE SH1-4		1-3 K		3	0	0	0	0	1	3							
Pedro Martinez, R Tim Scott, R Andy Stankiewicz, R Mike Dyer, R Omar Daal, L Tim Spehr, R	0-1 FC3-6 1B				0-0 F7			0-3 K		2-3 K			3	0	1	0	0	1	0							
<b>Inning Stats</b>	R: 1 E: 0 K: 0 S: 8	H: 1 LOB: 0 BB: 0 P: 15	R: 0 E: 0 K: 1 S: 9	H: 1 LOB: 1 BB: 0 P: 11	R: 0 E: 0 K: 1 S: 9	H: 1 LOB: 1 BB: 0 P: 12	R: 0 E: 0 K: 0 S: 9	H: 0 LOB: 0 BB: 0 P: 11	R: 0 E: 0 K: 0 S: 4	H: 0 LOB: 0 BB: 0 P: 9	R: 0 E: 0 K: 1 S: 10	H: 1 LOB: 0 BB: 1 P: 13	R: 0 E: 0 K: 2 S: 15	H: 0 LOB: 0 BB: 0 P: 23	R: 0 E: 0 K: 1 S: 8	H: 0 LOB: 1 BB: 1 P: 19	R: 0 E: 0 K: 1 S: 13	H: 1 LOB: 1 BB: 0 P: 21	R: 0 E: 0 K: 1 S: 7	H: 0 LOB: 0 BB: 0 P: 9	R: 0 E: 0 K: 3 S: 12	H: 1 LOB: 1 BB: 0 P: 19	1B: 4 2B: 2 3B: 0 HR: 1	SF: 0 SAC: 1 DP: 1 HBP: 0	WP: 0 PB: 0 SB: 0 CS: 0	PA: 44
<b>PITCHER</b>	IP WLS BF H R ER SO BB IBB HBP BLK WP HR S P ERA WHIP	Bob Tewksbury, R ERA: 4.37	Doug Bochtler, R ERA: 1.13	Trevor Hoffman, R ERA: 0.98	<b>PITCHER</b>																					

Montreal Expos @ San Diego Padres  
Jack Murphy Stadium, San Diego, CA  
Fri May 17 1996, 10:05 PM EDT  
Att. 26,469 - Unknown - 69 F


AB	41
R	1
H	7
RBI	1
BB	2
SO	11
LOB	16



Batter	1	2	3	4	5	6	7	8	9	10	11	12	AB	R	H	RBI	BB	SO	LOB	BOTTOM			
Rickey Henderson, R OBP: 0.405, SLG: 0.319	3-3 K		2-3 K		4-1 FC4 BB			3-2 G6-3		0-0 G5-4-3			4	0	0	0	1	2	2				
Steve Finley, L OBP: 0.316, SLG: 0.408	0-0 F9		0-2 G6-3		0-0 FC4			0-2 P5					5	0	0	0	0	0	2				
Tony Gwynn, L OBP: 0.427, SLG: 0.445	2-2 P6		1-2 1B			1-0 P4		4-0 IBB					4	0	1	0	1	0	0				
Wally Joyner, L OBP: 0.497, SLG: 0.524		0-0 G3-1		0-2 F7		2-2 K		1-3 K					5	0	0	0	0	3	3				
Scott Livingstone, L OBP: 0.264, SLG: 0.346 Ken Caminiti, S OBP: 0.384, SLG: 0.538 Luis Lopez, S OBP: 0.370, SLG: 0.368		2-0 BB BB 1B			0-2 F9			3-2 F9		1-2 P5		3-3 K	4	1	1	0	0	0	0				
Brian Johnson, R OBP: 0.367, SLG: 0.660		2-0 SAFE BB BB 1B		2-3 K			0-3 K		0-0 L6				5	1	2	1	0	2	0				
Jody Reed, R OBP: 0.330, SLG: 0.317		4-1 BB BB		1-3 K			1-3 K		1-2 F8				3	0	0	0	1	2	0				
Andujar Cedeno, R OBP: 0.265, SLG: 0.315		4-2 G5-4-3 BB			0-0 F8		2-2 G3			0-0 F8			3	0	0	1	1	0	0				
Bob Tewksbury, R Chris Gwynn, L Doug Bochtler, R Marco Newfield, R Trevor Hoffman, R		1-2 2-3 3-H G5-4-3		1-3 K			4-0 G6-3 BB			2-2 G5-4-3 1B			2	0	0	0	1	3					
<b>Inning Stats</b>	R: 0 E: 0 K: 1 S: 12	H: 0 LOB: 0 BB: 0 P: 17	R: 1 E: 0 K: 0 S: 7	H: 2 LOB: 2 BB: 2 P: 19	R: 0 E: 0 K: 1 S: 13	H: 1 LOB: 1 BB: 0 P: 16	R: 0 E: 0 K: 2 S: 11	H: 0 LOB: 0 BB: 0 P: 14	R: 0 E: 0 K: 1 S: 8	H: 0 LOB: 2 BB: 2 P: 22	R: 0 E: 0 K: 0 S: 7	H: 0 LOB: 0 BB: 0 P: 10	R: 0 E: 0 K: 1 S: 6	H: 1 LOB: 0 BB: 0 P: 7	R: 0 E: 0 K: 1 S: 6	H: 0 LOB: 0 BB: 0 P: 10	R: 1 E: 0 K: 1 S: 5	H: 1 LOB: 0 BB: 0 P: 9	1B: 4 2B: 0 3B: 0 HR: 1	SF: 0 SAC: 0 DP: 2 HBP: 0	WP: 0 PB: 0 SB: 0 CS: 0	PA: 42	
<b>PITCHER</b>	IP WLS BF H R ER SO BB IBB HBP BLK WP HR S P ERA WHIP	Pedro Martinez, R ERA: 3.12	Tim Scott, R ERA: 1.23	Mike Dyer, R ERA: 2.49	Omar Daal, L ERA: 2.81	Mel Rojas, R ERA: 4.31	<b>PITCHER</b>																

Montreal Expos @ San Diego Padres  
Jack Murphy Stadium, San Diego, CA  
Fri May 17 1996, 10:05 PM EDT  
Att. 26,469 - Unknown - 69 F

AB	37
R	2
H	5
RBI	2
BB	5
SO	11
LOB	10



Batter	1	2	3	4	5	6	7	8	9	AB	R	H	RBI	BB	SO	LOB	TOP			
Mark Grudzielanek, R (1, 6) OBP: 0.380, SLG: 0.482										5	0	2	0	0	1	3	<p><b>Montreal Expos @ San Diego Padres</b> Jack Murphy Stadium, San Diego, CA</p> <p>Sat May 18 1996, 10:05 PM EDT Att: 31,749 - Unknown - 70 F</p> <p>livebaseballscorecards.com</p> <p>AB 37 R 3 H 9 RBI 2 BB 3 SO 10 LOB 23</p>			
Mike Lansing, R (1, 4) OBP: 0.397, SLG: 0.453										5	1	2	0	0	2	5				
Henry Rodriguez, L (1, 3) OBP: 0.376, SLG: 0.707 David Segui, S (9, 3) OBP: 0.315, SLG: 0.507										5	0	1	0	0	1	3				
Moises Alou, R (1, 7) OBP: 0.331, SLG: 0.431										5	1	0	0	0	1	4				
Sherman Obando, R (1, 9) OBP: 0.244, SLG: 0.389 Tim Scott, R (7, 1) Omar Daal, L (7, 1) Tim Spehr, R (8, 2)										3	1	2	1	1	1	0				
F.P. Santangelo, S (1, 8) OBP: 0.372, SLG: 0.452										4	0	1	0	0	0	4				
Dave Silvestri, R (1, 5) OBP: 0.333, SLG: 0.247										4	0	1	1	0	0	0				
Lenny Webster, R (1, 2) OBP: 0.356, SLG: 0.256 Mel Rojas, R (8, 1) OBP: 0.500, SLG: 0.500										2	0	0	0	2	1	0				
Ugueth Urbina, R (1, 1) OBP: 0.200, SLG: 0.200 Cliff Floyd, L (7, 7) OBP: 0.150, SLG: 0.111										3	0	0	0	0	3	4				
<b>Inning Stats</b>	R: 0 E: 0 K: 1 S: 10	H: 1 LOB: 1 BB: 0 P: 15	R: 1 E: 0 K: 2 S: 12	H: 3 LOB: 3 BB: 1 P: 21	R: 0 E: 0 K: 1 S: 5	H: 0 LOB: 0 BB: 0 P: 7	R: 0 E: 0 K: 1 S: 11	H: 0 LOB: 1 BB: 1 P: 19	R: 2 E: 1 K: 1 S: 13	H: 2 LOB: 1 BB: 0 P: 21	R: 0 E: 0 K: 2 S: 16	H: 2 LOB: 3 BB: 1 P: 27	R: 0 E: 0 K: 1 S: 8	H: 0 LOB: 0 BB: 0 P: 10	R: 0 E: 0 K: 0 S: 9	H: 1 LOB: 1 BB: 0 P: 16		1B: 7 2B: 2 3B: 0 HR: 0	SF: 0 SAC: 0 DP: 0 HBP: 0	WP: 0 PB: 0 SB: 2 CS: 0
<b>PITCHER</b>	IP WLS BF H R ER SO BB IBB HBP BLK WP HR S P ERA WHIP																			
Fernando Valenzuela, L (1, 1) ERA: 2.72 Bryce Florie, R (7, 1) ERA: 2.63	6.1 L 30 8 3 1 8 2 0 0 0 0 0 0 65 105 1.42 1.579																			

Batter	1	2	3	4	5	6	7	8	9	AB	R	H	RBI	BB	SO	LOB	BOTTOM			
Rickey Henderson, R (1, 7) OBP: 0.401, SLG: 0.311										3	1	0	0	1	1	3	<p><b>Montreal Expos @ San Diego Padres</b> Jack Murphy Stadium, San Diego, CA</p> <p>Sat May 18 1996, 10:05 PM EDT Att: 31,749 - Unknown - 70 F</p> <p>livebaseballscorecards.com</p> <p>AB 30 R 2 H 6 RBI 2 BB 3 SO 7 LOB 13</p>			
Steve Finley, L (1, 8) OBP: 0.318, SLG: 0.404										4	0	1	0	0	0	3				
Tony Gwynn, L (1, 9) OBP: 0.415, SLG: 0.435										3	0	0	1	0	1	0				
Wally Joyner, L (1, 3) OBP: 0.460, SLG: 0.524 Ken Caminiti, S (8, PH) OBP: 0.391, SLG: 0.534										2	1	1	0	1	1	0				
Scott Livingstone, L (1, 5) OBP: 0.289, SLG: 0.382 Marc Newfield, R (8, PH) OBP: 0.400, SLG: 0.514										3	0	1	0	0	0	3				
Brian Johnson, R (1, 2) OBP: 0.356, SLG: 0.643 Bryce Florie, R (7, 1) Chris Gwynn, L (8, PH) OBP: 0.333, SLG: 0.211										3	0	1	0	0	2	1				
Jody Reed, R (1, 4) OBP: 0.328, SLG: 0.317										3	0	1	1	0	0	0				
Andujar Cedeno, R (1, 6) OBP: 0.264, SLG: 0.307										3	0	0	0	1	1	2				
Fernando Valenzuela, L (1, 1) OBP: 0.200, SLG: 0.200 Brad Ausmus, R (7, 2) OBP: 0.276, SLG: 0.252										2	0	1	0	0	0	0				
<b>Inning Stats</b>	R: 0 E: 0 K: 0 S: 6	H: 0 LOB: 0 BB: 1 P: 12	R: 1 E: 0 K: 0 S: 11	H: 2 LOB: 1 BB: 0 P: 20	R: 1 E: 0 K: 0 S: 15	H: 2 LOB: 2 BB: 1 P: 21	R: 0 E: 0 K: 1 S: 7	H: 0 LOB: 0 BB: 0 P: 10	R: 0 E: 0 K: 2 S: 12	H: 1 LOB: 1 BB: 0 P: 19	R: 0 E: 0 K: 1 S: 12	H: 1 LOB: 2 BB: 0 P: 20	R: 0 E: 0 K: 2 S: 11	H: 0 LOB: 0 BB: 0 P: 18	R: 0 E: 0 K: 0 S: 12	H: 0 LOB: 1 BB: 1 P: 19		1B: 5 2B: 0 3B: 1 HR: 0	SF: 2 SAC: 0 DP: 1 HBP: 1	WP: 1 PB: 0 SB: 1 CS: 0
<b>PITCHER</b>	IP WLS BF H R ER SO BB IBB HBP BLK WP HR S P ERA WHIP																			
Ugueth Urbina, R (1, 1) ERA: 3.09 Tim Scott, R (7, 1) ERA: 1.19 Omar Daal, L (7, 1) ERA: 2.7 Mel Rojas, R (8, 1) ERA: 4.63	6.0 W 24 5 2 2 2 4 0 0 1 0 1 0 8 14 0.00 1.500																			

Batter	1	2	3	4	5	6	7	8	9	AB	R	H	RBI	BB	SO	LOB	TOP				
Mark Grudzielanek, R OBP: 0.380, SLG: 0.485	(1, 6) X F9		(1, 1) X G6-3			(1, 2) X G6-3 2B		(1, 3) X G4-3 1B 1B	(1, 3) X K	5	1	2	0	0	1	2					
Mike Lansing, R OBP: 0.399, SLG: 0.455	(1, 4) B X 1B 1B 1B		(1, 1) B X G1-3			(1, 0) B X G6-3		(1, 2) B X G4-3 1B 1B		4	1	2	1	0	0	1					
Henry Rodriguez, L OBP: 0.373, SLG: 0.695	(1, 7) X 1B 1B		(1, 0) B X F7			(1, 3) B X K		(1, 2) B X G4-3		4	0	1	0	0	1	3					
Darrin Fletcher, L OBP: 0.331, SLG: 0.469	(1, 2) B X 1B 1B		(2, 2) B X F8			(2, 2) B X F8		(1, 1) B X 1B		4	0	2	2	0	0	1					
David Segui, S OBP: 0.305, SLG: 0.493	(1, 3) D B X G4-6-3		(0, 1) C X G1-3			(0, 1) C X F7		(1, 3) C X K		4	0	0	0	0	1	4					
Moises Alou, R OBP: 0.330, SLG: 0.433		(3, 2) B B C X P3		(1, 0) B X F9		(0, 0) X F9		(1, 2) B X 1B 2B		4	0	1	0	0	0	0					
F.P. Santangelo, S OBP: 0.261, SLG: 0.437 Dave Veres, R OBP: 0.295, SLG: 1.500 Mike Dyer, R OBP: 0.251, SLG: 0.399 Sherman Ojando, R OBP: 0.251, SLG: 0.399 Andy Staronowicz, R OBP: 0.375, SLG: 0.400	(1, 8) F B X F7		(0, 1) C X G3-1			(0, 0) X G3-1		(4, 2) B B B F B B 1B BB		3	0	0	0	0	0	0					
Shane Andrews, R OBP: 0.327, SLG: 0.430 Dave Silvestri, R OBP: 0.341, SLG: 0.257	(1, 5) S X 1B		(0, 1) S X P6			(3, 2) B B B T O B F7		(1, 2) B B B T O B 1B		3	0	1	0	0	0	0					
Rheal Cormier, L OBP: 0.133, SLG: 0.133 Cliff Floyd, L OBP: 0.182, SLG: 0.200	(1, 1) F B B S K		(1, 3) F B B S K			(0, 0) X F8		(2, 2) F B B S 1B 2B		2	0	0	0	0	1	1					
<b>Inning Stats</b>	R: 0 E: 0 K: 0 S: 6	H: 3 LOB: 2 BB: 0 P: 10	R: 0 E: 0 K: 1 S: 10	H: 1 LOB: 1 BB: 0 P: 15	R: 0 E: 0 K: 0 S: 5	H: 0 LOB: 0 BB: 0 P: 7	R: 0 E: 0 K: 0 S: 6	H: 0 LOB: 0 BB: 0 P: 9	R: 0 E: 0 K: 1 S: 14	H: 1 LOB: 1 BB: 0 P: 19	R: 0 E: 0 K: 0 S: 4	H: 0 LOB: 0 BB: 0 P: 4	R: 3 E: 0 K: 1 S: 22	H: 4 LOB: 1 BB: 0 P: 32	R: 0 E: 0 K: 2 S: 15	H: 2 LOB: 2 BB: 1 P: 22	1B: 8 2B: 3 3B: 0 HR: 0	SF: 0 SAC: 0 DP: 1 HBP: 0	WP: 0 PB: 0 SB: 0 CS: 0	PA: 37	
<b>PITCHER</b>	IP WLS BF H R ER SO BB IBB HBP BLK WP HR S P ERA WHIP	IP WLS BF H R ER SO BB IBB HBP BLK WP HR S P ERA WHIP	IP WLS BF H R ER SO BB IBB HBP BLK WP HR S P ERA WHIP	IP WLS BF H R ER SO BB IBB HBP BLK WP HR S P ERA WHIP	IP WLS BF H R ER SO BB IBB HBP BLK WP HR S P ERA WHIP	IP WLS BF H R ER SO BB IBB HBP BLK WP HR S P ERA WHIP	IP WLS BF H R ER SO BB IBB HBP BLK WP HR S P ERA WHIP	IP WLS BF H R ER SO BB IBB HBP BLK WP HR S P ERA WHIP	IP WLS BF H R ER SO BB IBB HBP BLK WP HR S P ERA WHIP	IP WLS BF H R ER SO BB IBB HBP BLK WP HR S P ERA WHIP	IP WLS BF H R ER SO BB IBB HBP BLK WP HR S P ERA WHIP	IP WLS BF H R ER SO BB IBB HBP BLK WP HR S P ERA WHIP	IP WLS BF H R ER SO BB IBB HBP BLK WP HR S P ERA WHIP	IP WLS BF H R ER SO BB IBB HBP BLK WP HR S P ERA WHIP	IP WLS BF H R ER SO BB IBB HBP BLK WP HR S P ERA WHIP	IP WLS BF H R ER SO BB IBB HBP BLK WP HR S P ERA WHIP	IP WLS BF H R ER SO BB IBB HBP BLK WP HR S P ERA WHIP	IP WLS BF H R ER SO BB IBB HBP BLK WP HR S P ERA WHIP	IP WLS BF H R ER SO BB IBB HBP BLK WP HR S P ERA WHIP	IP WLS BF H R ER SO BB IBB HBP BLK WP HR S P ERA WHIP	IP WLS BF H R ER SO BB IBB HBP BLK WP HR S P ERA WHIP

Montreal Expos @ San Diego Padres  
 Jack Murphy Stadium, San Diego, CA  
 Sun May 19 1996, 6:33 AM EDT  
 Att: 28,769 - Sunny - 74 F

AB 36  
 R 3  
 H 11  
 RBI 3  
 BB 1  
 SO 5  
 LOB 14



Batter	1	2	3	4	5	6	7	8	9	AB	R	H	RBI	BB	SO	LOB	BOTTOM				
Steve Finley, L OBP: 0.322, SLG: 0.403	(1, 8) B X 1B 1B	(2, 0) B X G1-6-3			(4, 2) C B B B B 2B BB		(3, 2) B X G3			3	2	1	0	1	0	2					
Jody Reed, R OBP: 0.337, SLG: 0.329	(1, 4) C B X 1 SAFE 1 SAFE 1 SAFE 1 SAFE 1 SAFE 1 SAFE 1 SAFE 1 SAFE 1 SAFE	(3, 2) B F F8 1B 1B	(1, 2) F B F F X G5-3		(0, 1) C B B B B 1-H 2B		(4, 2) C B B B B 1B S SF8 BB			3	2	2	1	1	0	0					
Tony Gwynn, L OBP: 0.417, SLG: 0.437	(1, 9) X 1B 1B 1B		(2, 2) C B B B X G4-3		(0, 0) X L8		(3, 1) B B B B X SF8 1B			4	0	2	1	0	0	1					
Ken Caminiti, S OBP: 0.376, SLG: 0.526 Luis Lopez, S OBP: 0.295, SLG: 0.359	(1, 5) B C C X F8		(1, 0) B X G6-3			(0, 3) C B F K		(1, 0) B X SF8		2	0	0	0	0	0	2					
Marc Newfield, R OBP: 0.393, SLG: 0.500 Trevor Hoffman, R	(1, 7) B F F B X 1B		(1, 2) B X F7			(3, 2) C B B B B G4-3		(3, 2) B B B B X G6-3		4	0	1	1	0	0	1					
Wally Joyner, L OBP: 0.456, SLG: 0.514	(1, 3) B F T B B K		(3, 2) B X F7			(2, 1) B B T B X F7		(4, 0) B B B B X IBB		3	0	0	0	1	1	2					
Andujar Cedeno, R OBP: 0.269, SLG: 0.302 Scott Livingstone, L OBP: 0.283, SLG: 0.375	(1, 6) S B X FC6-4		(1, 1) F B X G5-3			(4, 2) C B B B T BLK BB		(1, 0) B X L9		2	0	0	0	1	0	2					
Brad Ausmus, R OBP: 0.269, SLG: 0.245		(2, 1) C B B X G4-3			(1, 0) B X G6-3		(1, 2) B X K			3	0	0	0	0	1	1					
Andy Ashby, R OBP: 0.250, SLG: 0.348 Tim Worrell, R OBP: 0.401, SLG: 0.311	(1, 1) F B X K		(0, 3) F B S K			(0, 3) C B C K				3	0	1	0	0	2	1					
<b>Inning Stats</b>	R: 2 E: 0 K: 1 S: 19	H: 4 LOB: 2 BB: 0 P: 28	R: 0 E: 0 K: 0 S: 5	H: 1 LOB: 0 BB: 0 P: 10	R: 0 E: 0 K: 0 S: 8	H: 0 LOB: 0 BB: 0 P: 12	R: 0 E: 0 K: 0 S: 10	H: 0 LOB: 0 BB: 0 P: 15	R: 1 E: 0 K: 1 S: 9	H: 1 LOB: 1 BB: 1 P: 14	R: 0 E: 0 K: 2 S: 11	H: 0 LOB: 1 BB: 1 P: 20	R: 1 E: 0 K: 0 S: 10	H: 1 LOB: 2 BB: 2 P: 26	1B: 6 2B: 1 3B: 0 HR: 0	SF: 1 SAC: 0 DP: 1 HBP: 0	WP: 0 PB: 0 SB: 1 CS: 0	PA: 34			
<b>PITCHER</b>	IP WLS BF H R ER SO BB IBB HBP BLK WP HR S P ERA WHIP	IP WLS BF H R ER SO BB IBB HBP BLK WP HR S P ERA WHIP	IP WLS BF H R ER SO BB IBB HBP BLK WP HR S P ERA WHIP	IP WLS BF H R ER SO BB IBB HBP BLK WP HR S P ERA WHIP	IP WLS BF H R ER SO BB IBB HBP BLK WP HR S P ERA WHIP	IP WLS BF H R ER SO BB IBB HBP BLK WP HR S P ERA WHIP	IP WLS BF H R ER SO BB IBB HBP BLK WP HR S P ERA WHIP	IP WLS BF H R ER SO BB IBB HBP BLK WP HR S P ERA WHIP	IP WLS BF H R ER SO BB IBB HBP BLK WP HR S P ERA WHIP	IP WLS BF H R ER SO BB IBB HBP BLK WP HR S P ERA WHIP	IP WLS BF H R ER SO BB IBB HBP BLK WP HR S P ERA WHIP	IP WLS BF H R ER SO BB IBB HBP BLK WP HR S P ERA WHIP	IP WLS BF H R ER SO BB IBB HBP BLK WP HR S P ERA WHIP	IP WLS BF H R ER SO BB IBB HBP BLK WP HR S P ERA WHIP	IP WLS BF H R ER SO BB IBB HBP BLK WP HR S P ERA WHIP	IP WLS BF H R ER SO BB IBB HBP BLK WP HR S P ERA WHIP	IP WLS BF H R ER SO BB IBB HBP BLK WP HR S P ERA WHIP	IP WLS BF H R ER SO BB IBB HBP BLK WP HR S P ERA WHIP	IP WLS BF H R ER SO BB IBB HBP BLK WP HR S P ERA WHIP	IP WLS BF H R ER SO BB IBB HBP BLK WP HR S P ERA WHIP	IP WLS BF H R ER SO BB IBB HBP BLK WP HR S P ERA WHIP

Montreal Expos @ San Diego Padres  
 Jack Murphy Stadium, San Diego, CA  
 Sun May 19 1996, 6:33 AM EDT  
 Att: 28,769 - Sunny - 74 F

AB 29  
 R 4  
 H 7  
 RBI 4  
 BB 4  
 SO 5  
 LOB 14



Batter	1	2	3	4	5	6	7	8	9	AB	R	H	RBI	BB	SO	LOB	TOP							
Lee Tinsley, S OBP: 0.244, SLG: 0.162	2-1 FC5-2 1B	2-3 K		2-0 G3-1		3-2 F8		2-1 G6-3		5	0	1	0	0	1	2								
Mickey Morandini, L OBP: 0.316, SLG: 0.335	4-1 FC5-2 1B BB	3-2 G5-3			0-0 F7		1-0 S 1B		2-2 G4-3	4	1	1	0	1	0	0								
Jim Eisenreich, L OBP: 0.357, SLG: 0.333	1-0 E8 FC5-2 1B		2-2 G1-3		1-2 K		0-2 P2		0-2 F7	5	1	0	0	0	1	3								
Pete Incaviglia, R OBP: 0.309, SLG: 0.517	0-1 FC5-2 1B		1-0 P6		0-0 HR		1 SAFE F8		0-3 K	4	1	1	1	0	0	4								
Mark Whiten, S OBP: 0.357, SLG: 0.358	1-2 2-3 3-H									1	0	0	0	0	1	0								
Todd Zeile, R OBP: 0.373, SLG: 0.468	0-1 1B		1-1 G4-3		4-1 1B BB		1 SAFE 4-2 1B BB		1-2 BB	2	0	1	2	2	0	0								
Benito Santiago, R OBP: 0.301, SLG: 0.504	1-1 F7			1-1 2B SF8 1B	2-0 1B		3-2 G5-3			4	1	2	0	0	0	4								
23 Kevin Jordan, R OBP: 0.329, SLG: 0.462	1-0 P6			2-1 1B 2B	1-0 P4			0-1 2B		4	0	2	0	0	0	4								
Kevin Stocker, S OBP: 0.352, SLG: 0.336		2-3 K		2-1 SF8		0-0 G3		2-3 K		3	0	0	1	0	2	1								
Terry Mulholland, R OBP: 0.116, SLG: 0.254				0-0 K2-3		1-3 K		2-3 K		3	1	1	1	0	2	1								
Toby Soriano, R OBP: 0.207, SLG: 0.353										0	0	0	0	0	0	0								
J.R. Phillips, L OBP: 0.207, SLG: 0.353										0	0	0	0	0	0	1								
Ken Ryan, R OBP: 0.207, SLG: 0.353										0	0	0	0	0	0	0								
Dave Leiper, L OBP: 0.207, SLG: 0.353										0	0	0	0	0	0	0								
Ricky Bottalico, L OBP: 0.207, SLG: 0.353										0	0	0	0	0	0	0								
<b>Inning Stats</b>	R: 2 E: 1 K: 0 S: 11	H: 2 LOB: 2 BB: 1 P: 20	R: 1 E: 0 K: 2 S: 10	H: 1 LOB: 0 BB: 0 P: 17	R: 0 E: 0 K: 0 S: 6	H: 0 LOB: 0 BB: 0 P: 10	R: 1 E: 0 K: 1 S: 10	H: 2 LOB: 1 BB: 0 P: 17	R: 1 E: 0 K: 1 S: 8	H: 2 LOB: 2 BB: 1 P: 16	R: 0 E: 0 K: 1 S: 7	H: 0 LOB: 0 BB: 0 P: 11	R: 0 E: 0 K: 0 S: 11	H: 1 LOB: 2 BB: 1 P: 18	R: 0 E: 0 K: 2 S: 12	H: 1 LOB: 1 BB: 0 P: 18	R: 0 E: 0 K: 1 S: 9	H: 0 LOB: 0 BB: 0 P: 11	1B: 5 2B: 2 3B: 0 HR: 2	SF: 1 SAC: 0 DP: 0 HBP: 0	WP: 0 PB: 0 SB: 2 CS: 0	PA: 40		
<b>PITCHER</b>	IP WLS BF H R ER SO BB IBB HBP BLK WP HR S P ERA WHIP	IP WLS BF H R ER SO BB IBB HBP BLK WP HR S P ERA WHIP	IP WLS BF H R ER SO BB IBB HBP BLK WP HR S P ERA WHIP	IP WLS BF H R ER SO BB IBB HBP BLK WP HR S P ERA WHIP	IP WLS BF H R ER SO BB IBB HBP BLK WP HR S P ERA WHIP	IP WLS BF H R ER SO BB IBB HBP BLK WP HR S P ERA WHIP	IP WLS BF H R ER SO BB IBB HBP BLK WP HR S P ERA WHIP	IP WLS BF H R ER SO BB IBB HBP BLK WP HR S P ERA WHIP	IP WLS BF H R ER SO BB IBB HBP BLK WP HR S P ERA WHIP	IP WLS BF H R ER SO BB IBB HBP BLK WP HR S P ERA WHIP	IP WLS BF H R ER SO BB IBB HBP BLK WP HR S P ERA WHIP	IP WLS BF H R ER SO BB IBB HBP BLK WP HR S P ERA WHIP	IP WLS BF H R ER SO BB IBB HBP BLK WP HR S P ERA WHIP	IP WLS BF H R ER SO BB IBB HBP BLK WP HR S P ERA WHIP	IP WLS BF H R ER SO BB IBB HBP BLK WP HR S P ERA WHIP	IP WLS BF H R ER SO BB IBB HBP BLK WP HR S P ERA WHIP	IP WLS BF H R ER SO BB IBB HBP BLK WP HR S P ERA WHIP	IP WLS BF H R ER SO BB IBB HBP BLK WP HR S P ERA WHIP	IP WLS BF H R ER SO BB IBB HBP BLK WP HR S P ERA WHIP	IP WLS BF H R ER SO BB IBB HBP BLK WP HR S P ERA WHIP	IP WLS BF H R ER SO BB IBB HBP BLK WP HR S P ERA WHIP	IP WLS BF H R ER SO BB IBB HBP BLK WP HR S P ERA WHIP	IP WLS BF H R ER SO BB IBB HBP BLK WP HR S P ERA WHIP	IP WLS BF H R ER SO BB IBB HBP BLK WP HR S P ERA WHIP

Philadelphia Phillies @ San Diego Padres  
Jack Murphy Stadium, San Diego, CA  
Tue May 21 1996, 10:05 PM EDT  
Att: 11,954 - Unknown - 67 F

AB 36  
R 5  
H 9  
RBI 5  
BB 3  
SO 8  
LOB 20



Batter	1	2	3	4	5	6	7	8	9	AB	R	H	RBI	BB	SO	LOB	BOTTOM								
Rickey Henderson, R OBP: 0.395, SLG: 0.306	3-3 K		1-1 F9		1-0 F9		1 SAFE 0-1 1B		1-0 F7	5	0	1	0	0	1	2									
Jody Reed, R OBP: 0.337, SLG: 0.329	2-0 F8		0-1 G3		2-3 1B		0-2 G3			3	0	1	1	0	0	0									
Steve Finley, L OBP: 0.320, SLG: 0.401					1-2 1B					1	0	0	0	0	0	2									
Scott Sanders, R OBP: 0.326					3-H 0-0 1B					0	0	0	0	0	0	0									
Tony Gwynn, L OBP: 0.419, SLG: 0.435	3-2 G1-3			2-1 G6-4-3 1B	0-0 F8			4-0 SH1-4 1B BB		3	1	1	0	1	0	2									
Marc Newfield, R OBP: 0.398, SLG: 0.513		1-1 1B SF8 2B		1-0 G6-4-3 1B		1-0 F8		1-1 G3 SH1-4 1B		4	1	2	0	0	0	1									
Brian Johnson, R OBP: 0.355, SLG: 0.627		1-1 1B 1B		1-1 G3		0-0 P4		1-0 SH1-4		3	0	1	0	0	0	0									
Wally Joyner, L OBP: 0.446, SLG: 0.503		2-1 SF8			1-2 E9 1B		0-0 G3		0-0 G3	3	1	0	2	0	0	1									
Archi Cianfrocco, R OBP: 0.319, SLG: 0.357		0-1 G4-3 1B			2-0 F9 1B 1B		0-1 F8		2-2 G6-3	4	1	2	1	0	0	1									
Andujar Cedeno, R OBP: 0.266, SLG: 0.294		0-0 G4-3			4-2 1B BB		0-2 G6-3		0-0 G6-3	3	0	0	0	1	0	2									
Sean Bergman, R OBP: 0.095, SLG: 0.095					1-0 B3					1	0	0	0	0	0	0									
Willie Blair, R OBP: 0.360, SLG: 0.250										1	0	0	0	0	0	2									
Chris Gwynn, L OBP: 0.289, SLG: 0.350										1	0	1	0	0	0	0									
Luis Lopez, S OBP: 0.289, SLG: 0.350										1	0	0	0	0	1	0									
<b>Inning Stats</b>	R: 0 E: 0 K: 1 S: 7	H: 0 LOB: 0 BB: 0 P: 15	R: 1 E: 0 K: 0 S: 9	H: 3 LOB: 1 BB: 0 P: 13	R: 0 E: 0 K: 0 S: 5	H: 0 LOB: 0 BB: 0 P: 6	R: 0 E: 0 K: 0 S: 5	H: 1 LOB: 0 BB: 0 P: 9	R: 2 E: 1 K: 0 S: 16	H: 2 LOB: 2 BB: 1 P: 28	R: 0 E: 0 K: 0 S: 3	H: 0 LOB: 0 BB: 0 P: 4	R: 0 E: 0 K: 0 S: 11	H: 2 LOB: 2 BB: 0 P: 11	R: 0 E: 0 K: 0 S: 7	H: 1 LOB: 1 BB: 1 P: 15	R: 0 E: 0 K: 1 S: 5	H: 0 LOB: 0 BB: 0 P: 7	1B: 8 2B: 1 3B: 0 HR: 0	SF: 1 SAC: 1 DP: 2 HBP: 0	WP: 0 PB: 0 SB: 0 CS: 0	PA: 37			
<b>PITCHER</b>	IP WLS BF H R ER SO BB IBB HBP BLK WP HR S P ERA WHIP	IP WLS BF H R ER SO BB IBB HBP BLK WP HR S P ERA WHIP	IP WLS BF H R ER SO BB IBB HBP BLK WP HR S P ERA WHIP	IP WLS BF H R ER SO BB IBB HBP BLK WP HR S P ERA WHIP	IP WLS BF H R ER SO BB IBB HBP BLK WP HR S P ERA WHIP	IP WLS BF H R ER SO BB IBB HBP BLK WP HR S P ERA WHIP	IP WLS BF H R ER SO BB IBB HBP BLK WP HR S P ERA WHIP	IP WLS BF H R ER SO BB IBB HBP BLK WP HR S P ERA WHIP	IP WLS BF H R ER SO BB IBB HBP BLK WP HR S P ERA WHIP	IP WLS BF H R ER SO BB IBB HBP BLK WP HR S P ERA WHIP	IP WLS BF H R ER SO BB IBB HBP BLK WP HR S P ERA WHIP	IP WLS BF H R ER SO BB IBB HBP BLK WP HR S P ERA WHIP	IP WLS BF H R ER SO BB IBB HBP BLK WP HR S P ERA WHIP	IP WLS BF H R ER SO BB IBB HBP BLK WP HR S P ERA WHIP	IP WLS BF H R ER SO BB IBB HBP BLK WP HR S P ERA WHIP	IP WLS BF H R ER SO BB IBB HBP BLK WP HR S P ERA WHIP	IP WLS BF H R ER SO BB IBB HBP BLK WP HR S P ERA WHIP	IP WLS BF H R ER SO BB IBB HBP BLK WP HR S P ERA WHIP	IP WLS BF H R ER SO BB IBB HBP BLK WP HR S P ERA WHIP	IP WLS BF H R ER SO BB IBB HBP BLK WP HR S P ERA WHIP	IP WLS BF H R ER SO BB IBB HBP BLK WP HR S P ERA WHIP	IP WLS BF H R ER SO BB IBB HBP BLK WP HR S P ERA WHIP	IP WLS BF H R ER SO BB IBB HBP BLK WP HR S P ERA WHIP	IP WLS BF H R ER SO BB IBB HBP BLK WP HR S P ERA WHIP	IP WLS BF H R ER SO BB IBB HBP BLK WP HR S P ERA WHIP

Philadelphia Phillies @ San Diego Padres  
Jack Murphy Stadium, San Diego, CA  
Tue May 21 1996, 10:05 PM EDT  
Att: 11,954 - Unknown - 67 F

AB 33  
R 4  
H 9  
RBI 4  
BB 2  
SO 2  
LOB 13



Batter	1	2	3	4	5	6	7	8	9	AB	R	H	RBI	BB	SO	LOB	TOP										
Lee Tinsley, S (1, 8) OBP: 0.222, SLG: 0.146 Toby Borland, R (7, 1) Dave Leiper, L (8, 1) Jim Eisenreich, L (9, PH) OBP: 0.353, SLG: 0.330	2-3 K	0-3 K2-3			2-3 K		1-3 K		2-1 E4	4	0	0	0	0	4	3	<b>Philadelphia Phillies @ San Diego Padres</b> <b>Jack Murphy Stadium, San Diego, CA</b> Wed May 22 1996, 10:05 PM EDT Att: 13,118 - Unknown - 66 F <a href="#">livebaseballscorecards.com</a>										
Mickey Morandini, L (1, 4) OBP: 0.318, SLG: 0.330	4-0 23 PB BB		3-2 G6-3		2-2 G4-3		4-2 BB		1-2 G6-3	3	0	0	0	2	0	1											
23 Kevin Jordan, R (1, 3) OBP: 0.326, SLG: 0.463	3-2 L5		1-2 2B		2-2 G6-3		0-3 K			4	0	1	0	0	1	4											
Pete Incaviglia, R (1, 7) OBP: 0.316, SLG: 0.511	4-2 BB		0-3 K		2-3 K			0-0 1B		3	0	1	0	1	2	1											
Todd Zeile, R (1, 5) OBP: 0.365, SLG: 0.457	2-3 K		3-2 G6-3		2-3 K			2-0 F8		4	0	0	0	0	2	4											
Benito Santiago, R (1, 2)		0-0 HR		2-1 F9		1-1 G5-3 1B		3-3 K		4	2	2	1	0	1	1											
Glenn Murray, R (1, 9) OBP: 0.265, SLG: 0.167		2-0 G5-3 WP 1B		0-0 G6-3		1-2 G5-3 1-2		0-0 F9		4	0	1	0	0	0	2											
Kevin Stocker, S (1, 6) OBP: 0.349, SLG: 0.333		1-3 K		2-3 K		0-1 E4 BB 1B		1-3 K		4	0	1	0	0	3	1											
Mike Grace, R (1, 1) OBP: 0.185, SLG: 0.083 Mark Whiten, S (7, PH) OBP: 0.368, SLG: 0.355	2-1 G5-3				3-3 K		4-1 BB 1-2 BB		1-3 K	2	0	0	0	0	1	1											
	2-3									1	0	0	0	1	1	0											
<b>Inning Stats</b>	R: 0 E: 0 K: 2 S: 12	H: 0 LOB: 2 BB: 2 P: 27	R: 1 E: 0 K: 2 S: 10	H: 2 LOB: 1 BB: 0 P: 15	R: 0 E: 0 K: 1 S: 14	H: 1 LOB: 1 BB: 0 P: 21	R: 0 E: 0 K: 1 S: 6	H: 0 LOB: 0 BB: 0 P: 10	R: 0 E: 0 K: 2 S: 12	H: 0 LOB: 0 BB: 0 P: 19	R: 1 E: 1 K: 2 S: 17	H: 2 LOB: 3 BB: 2 P: 28	R: 0 E: 0 K: 1 S: 7	H: 1 LOB: 1 BB: 0 P: 12	R: 0 E: 1 K: 2 S: 11	H: 0 LOB: 1 BB: 0 P: 16	1B: 4 2B: 1 3B: 0 HR: 1	SF: 0 SAC: 0 DP: 0 HBP: 0	WP: 1 PB: 1 SB: 0 CS: 0	PA: 38							
<b>PITCHER</b>	IP	WLS	BF	H	R	ER	SO	BB	IBB	HBP	BLK	WP	HR	S	P	ERA	WHIP										
Joey Hamilton, R (1, 1) ERA: 3.8	6.1	W	27	5	2	2	10	3	0	0	0	1	1	73	123	2.84	1.263										
Bryce Florie, R (7, 1) ERA: 2.55	0.2		3	0	0	0	2	1	0	0	0	0	0	9	14	0.00	1.500										
Doug Bochtler, R (8, 1) ERA: 1.06	1.0		4	1	0	0	1	0	0	0	0	0	0	7	12	0.00	1.000										
Trevor Hoffman, R (9, 1) ERA: 0.89	1.0	S	4	0	0	0	2	0	0	0	0	0	0	11	16	0.00	0.000										

Batter	1	2	3	4	5	6	7	8	9	AB	R	H	RBI	BB	SO	LOB	BOTTOM										
Rickey Henderson, R (1, 7) OBP: 0.392, SLG: 0.299	1-0 F8	3-2 F9			4-2 BB BB			3-2 P4		3	0	0	0	1	0	1	<b>Philadelphia Phillies @ San Diego Padres</b> <b>Jack Murphy Stadium, San Diego, CA</b> Wed May 22 1996, 10:05 PM EDT Att: 13,118 - Unknown - 66 F <a href="#">livebaseballscorecards.com</a>										
Steve Finley, L (1, 8) OBP: 0.324, SLG: 0.397	4-2 1B HR BB		0-0 G3		4-2 SAFE SAFE 1-2 BB		2-1 P4			2	1	0	0	2	0	0											
Tony Gwynn, L (1, 9) OBP: 0.421, SLG: 0.437	1-2 HR 1B		1-2 G3-1		1-0 G3		2-1 HR 1B			4	2	2	0	0	0	1											
Wally Joyner, L (1, 3) OBP: 0.447, SLG: 0.542	0-0 HR		3-2 G5-3		1-0 L8		3-2 HR			4	2	2	5	0	0	0											
Scott Livingstone, L (1, 5) OBP: 0.279, SLG: 0.400	3-2 L6-3 1B			0-2 2B	0-0 G6-3		1-1 G1-3			4	0	2	0	0	0	0											
Jody Reed, R (1, 4) OBP: 0.332, SLG: 0.324	1-1 L6-3			0-2 G6-3	0-0 G5-3					3	0	0	0	0	0	2											
Luis Lopez, S (1, 6) OBP: 0.292, SLG: 0.349		2-0 1B		1-0 G6-3	1-1 G4-3					3	0	1	0	0	0	1											
Brad Ausmus, R (1, 2) OBP: 0.262, SLG: 0.239		2-3 K		1-2 G4-3	0-1 G5-3					3	0	0	0	0	1	2											
Joey Hamilton, R (1, 1) OBP: 0.130, SLG: 0.174 Bryce Florie, R (7, 1) Marc Newfield, R (7, PH) OBP: 0.393, SLG: 0.506 Doug Bochtler, R (8, 1) Trevor Hoffman, R (9, 1)		0-3 K		1-1 P3			0-0 F9			2	0	0	0	0	1	1											
										0	0	0	0	0	0	0											
										1	0	0	0	0	0	0											
										0	0	0	0	0	0	0											
										0	0	0	0	0	0	0											
<b>Inning Stats</b>	R: 3 E: 0 K: 0 S: 12	H: 3 LOB: 0 BB: 1 P: 22	R: 0 E: 0 K: 2 S: 11	H: 1 LOB: 0 BB: 0 P: 18	R: 0 E: 0 K: 0 S: 8	H: 0 LOB: 0 BB: 0 P: 12	R: 0 E: 0 K: 0 S: 12	H: 1 LOB: 1 BB: 0 P: 14	R: 0 E: 0 K: 0 S: 7	H: 0 LOB: 2 BB: 2 P: 17	R: 0 E: 0 K: 0 S: 3	H: 0 LOB: 0 BB: 0 P: 4	R: 0 E: 0 K: 0 S: 5	H: 0 LOB: 0 BB: 0 P: 6	R: 2 E: 0 K: 0 S: 12	H: 2 LOB: 0 BB: 0 P: 23	1B: 4 2B: 2 3B: 0 HR: 2	SF: 0 SAC: 0 DP: 1 HBP: 0	WP: 0 PB: 0 SB: 0 CS: 0	PA: 32							
<b>PITCHER</b>	IP	WLS	BF	H	R	ER	SO	BB	IBB	HBP	BLK	WP	HR	S	P	ERA	WHIP										
Mike Grace, R (1, 1) ERA: 3.03	6.0	L	24	5	3	3	2	3	0	0	0	0	0	53	87	4.50	1.333										
Toby Borland, R (7, 1) ERA: 5.49	1.1		4	0	0	0	0	0	0	0	0	0	0	8	12	0.00	0.000										
Dave Leiper, L (8, 1) ERA: 6.39	0.2		4	2	2	2	0	0	0	0	0	0	1	9	17	27.00	3.000										



Batter	1	2	3	4	5	6	7	8	9	AB	R	H	RBI	BB	SO	LOB	TOP					
Lee Tinsley, S OBP: 0.200, SLG: 0.130	0-3 K	0-0 F8		0-3 K		0-3 K		0-0 F8		5	0	0	0	0	3	5	<b>Philadelphia Phillies @ San Diego Padres</b> <b>Jack Murphy Stadium, San Diego, CA</b> Thu May 23 1996, 6:33 AM EDT Att: 16,632 - Unknown - 72 F					
Mickey Morandini, L OBP: 0.316, SLG: 0.326	0-0 BB 1B	0-0 3-1			0-0 1-3		0-0 E5 4-3 S 2B		0-0 4-3	5	2	1	0	0	0	0						
Jim Eisenreich, L OBP: 0.347, SLG: 0.318	4-0 1B 2B BB		0-0 F7		0-0 1-3		0-0 4-3		0-0 L6	4	1	0	0	1	0	1						
Mark Whiten, S OBP: 0.376, SLG: 0.372	0-0 2B 1B		0-3 K		0-0 1-3		0-0 2B		0-0 DI 1B	5	1	3	2	0	1	0						
Todd Zeile, R OBP: 0.371, SLG: 0.470	0-0 1B 2B		0-0 6-3			0-0 1B 23 2B 2B		0-3 K	4-0 1-2 BB BB	4	1	2	2	1	1	1						
Mike Lieberthal, R OBP: 0.338, SLG: 0.456	0-0 1B			0-0 1B 1B		0-0 2B 2B 1B		0-3 K	0-3 K	5	0	3	0	0	2	3						
23 Kevin Jordan, R OBP: 0.323, SLG: 0.465	0-0 P3		0-0 F7			0-0 1-3 2B		0-0 6-3		4	0	1	1	0	0	3						
Mike Benjamin, R OBP: 0.321, SLG: 0.407	0-3 K		0-0 1-2 1B			0-0 5-3		0-0 F8		4	0	1	0	0	1	4						
Mike Mims, L Ken Ryan, R Steve Frey, R J.R. Phillips, L Russ Springer, R Toby Borland, R		0-0 F7		0-3 K		0-3 K		0-0 BB		3	0	0	0	0	2	4						
<b>Inning Stats</b>	R: 3 E: 0 K: 2 S: 11	H: 4 LOB: 2 BB: 1 P: 15	R: 0 E: 0 K: 0 S: 3	H: 0 LOB: 0 BB: 0 P: 3	R: 0 E: 0 K: 1 S: 5	H: 0 LOB: 0 BB: 0 P: 5	R: 0 E: 0 K: 2 S: 9	H: 2 LOB: 2 BB: 0 P: 9	R: 0 E: 0 K: 0 S: 3	H: 0 LOB: 0 BB: 0 P: 3	R: 1 E: 0 K: 2 S: 10	H: 3 LOB: 2 BB: 0 P: 10	R: 1 E: 1 K: 2 S: 9	H: 1 LOB: 1 BB: 0 P: 9	R: 0 E: 0 K: 0 S: 3	H: 0 LOB: 1 BB: 1 P: 7		R: 0 E: 0 K: 1 S: 6	H: 1 LOB: 2 BB: 1 P: 10	1B: 7 2B: 4 3B: 0 HR: 0	SF: 0 SAC: 0 DP: 0 HBP: 0	WP: 0 PB: 0 SB: 1 CS: 0
<b>PITCHER</b>	IP WLS BF H R ER SO BB IBB HBP BLK WP HR S P ERA WHIP	IP WLS BF H R ER SO BB IBB HBP BLK WP HR S P ERA WHIP																				
Bob Tewksbury, R ERA: 4.6	(1, 1) 5.0 25 9 4 4 5 1 0 0 0 0 0 0 34 38 7.20 2.000																					
Willie Blair, R ERA: 3.49	(6, 1) 1.0 3 0 0 0 2 0 0 0 0 0 0 0 7 9 0.00 0.000																					
Tim Worrell, R ERA: 0.36	(7, 1) 1.0 5 1 1 0 2 0 0 0 0 0 0 0 9 9 0.00 1.000																					
Scott Sanders, R ERA: 3.1	(8, 1) 1.0 W 4 0 0 0 0 1 0 0 0 0 0 3 7 0.00 1.000																					
Trevor Hoffman, R ERA: 0.84	(9, 1) 1.0 S 5 1 0 0 1 1 0 0 0 0 0 6 10 0.00 2.000																					
Rickey Henderson, R OBP: 0.398, SLG: 0.300	0-3 K	4-0 1B BB		0-0 1B 1B		0-0 F8		4-0 S BB HR		3	1	1	0	2	1	1	<b>Philadelphia Phillies @ San Diego Padres</b> <b>Jack Murphy Stadium, San Diego, CA</b> Thu May 23 1996, 6:33 AM EDT Att: 16,632 - Unknown - 72 F					
Steve Finley, L OBP: 0.340, SLG: 0.434	0-0 2B 1B	0-0 1-3 1B		0-0 G5-4-3 1B		0-0 1-3 2B		0-0 HR		5	2	5	2	0	0	0						
Marc Newfield, R Trevor Hoffman, R	0-0 1-3 2B	0-0 F9		0-0 G5-4-3 1-2		0-0 F9		0-0 5-3		5	1	1	1	0	0	6						
Brian Johnson, R Brad Ausmus, R	0-0 L9		0-0 G3 1B		0-0 5-3		0-0 F8		1-0 FC1-8 HBP	4	0	1	0	0	0	1						
Wally Joyner, L OBP: 0.446, SLG: 0.535	0-0 E4 BB		0-0 G3 1B		0-0 G3		4-0 1B BLK BB		0-0 FC1-6 3B	4	2	1	0	1	0	1						
Archi Cianfrocco, R OBP: 0.387, SLG: 0.435	4-0 BB		0-0 G3		0-0 1B		0-0 BLK 1B 1B		0-0 1-3 3B	4	1	3	1	1	0	2						
Jody Reed, R OBP: 0.328, SLG: 0.317	0-0 F8		4-0 BB		0-0 L7		0-0 6-3		0-0 5-3	4	0	0	0	1	0	6						
Andujar Cedeno, R Luis Lopez, S		0-0 P5		0-0 G4-6-3 1-2		0-0 FC4 1B		0-0 2B 1B		3	0	1	0	0	0	3						
Bob Tewksbury, R Willie Blair, R Chris Gwynn, L Tim Worrell, R Scott Livingstone, L Scott Sanders, R Tony Gwynn, L		0-0 6-3		0-0 5-3		0-0 FC4 2B 1B		0-3 K		2	0	0	0	0	0	0						
<b>Inning Stats</b>	R: 2 E: 1 K: 1 S: 8	H: 2 LOB: 1 BB: 1 P: 12	R: 0 E: 0 K: 0 S: 4	H: 1 LOB: 2 BB: 1 P: 8	R: 0 E: 0 K: 0 S: 4	H: 2 LOB: 1 BB: 1 P: 8	R: 0 E: 0 K: 0 S: 4	H: 2 LOB: 1 BB: 0 P: 4	R: 0 E: 0 K: 0 S: 5	H: 2 LOB: 2 BB: 0 P: 5	R: 2 E: 0 K: 1 S: 7	H: 2 LOB: 1 BB: 1 P: 11	R: 3 E: 0 K: 0 S: 5	H: 2 LOB: 2 BB: 1 P: 10	1B: 10 2B: 2 3B: 1 HR: 1	SF: 0 SAC: 0 DP: 2 HBP: 1		WP: 0 PB: 0 SB: 1 CS: 0	PA: 43			
<b>PITCHER</b>	IP WLS BF H R ER SO BB IBB HBP BLK WP HR S P ERA WHIP	IP WLS BF H R ER SO BB IBB HBP BLK WP HR S P ERA WHIP																				
Mike Mims, L ERA: 9.0	(1, 1) 5.2 29 10 2 2 1 1 3 0 0 0 0 0 5 9 18.00 3.000																					
Ken Ryan, R ERA: 2.22	(6, 1) 1.0 6 2 2 2 0 1 0 0 0 1 0 0 5 9 18.00 3.000																					
Steve Frey, L ERA: 3.52	(7, 1) 0.1 1 0 0 0 1 0 0 0 0 0 0 0 3 3 0.00 0.000																					
Russ Springer, R ERA: 5.11	(8, 1) 0.1 L 4 1 3 3 0 1 0 1 0 0 1 2 7 81.00 6.000																					
Toby Borland, R ERA: 5.34	(8, 1) 0.2 3 1 0 0 0 0 0 0 0 0 0 0 3 3 0.00 1.500																					



Batter	1	2	3	4	5	6	7	8	9	AB	R	H	RBI	BB	SO	LOB	TOP							
Rickey Henderson, R OBP: 0.403, SLG: 0.301 Marc Newfield, R OBP: 0.379, SLG: 0.494										3	2	1	0	2	1	1								
Steve Finley, L OBP: 0.340, SLG: 0.428										5	1	1	0	1	0	4								
Tony Gwynn, L OBP: 0.434, SLG: 0.434 Chris Gwynn, L OBP: 0.393, SLG: 0.304										3	2	1	1	1	1	0								
Wally Joyner, L OBP: 0.449, SLG: 0.531 Archi Cianfrocco, R OBP: 0.380, SLG: 0.447										3	1	1	1	2	0	2								
Scott Livingstone, L OBP: 0.369, SLG: 0.409										5	1	3	2	1	0	1								
Brian Johnson, R OBP: 0.381, SLG: 0.627										4	1	1	4	0	1	4								
Luis Lopez, S OBP: 0.315, SLG: 0.375										4	1	1	0	1	0	4								
Jody Reed, R OBP: 0.337, SLG: 0.322 Andujar Cedeno, R OBP: 0.273, SLG: 0.391										3	1	2	0	1	0	0								
Fernando Valenzuela, L OBP: 0.198, SLG: 0.198 Brad Ausmus, R OBP: 0.258, SLG: 0.245 Willie Blair, R										4	0	0	1	0	0	4								
<b>Inning Stats</b>	R: 0 E: 0 K: 0 S: 13	H: 1 LOB: 0 BB: 0 P: 21	R: 0 E: 0 K: 0 S: 7	H: 1 LOB: 1 BB: 0 P: 9	R: 0 E: 0 K: 0 S: 5	H: 0 LOB: 0 BB: 0 P: 8	R: 1 E: 0 K: 1 S: 12	H: 1 LOB: 1 BB: 1 P: 21	R: 2 E: 0 K: 1 S: 17	H: 2 LOB: 2 BB: 2 P: 29	R: 0 E: 0 K: 1 S: 9	H: 1 LOB: 2 BB: 1 P: 17	R: 5 E: 0 K: 0 S: 14	H: 4 LOB: 1 BB: 3 P: 32	R: 2 E: 0 K: 0 S: 18	H: 2 LOB: 2 BB: 2 P: 33	R: 3 E: 1 K: 0 S: 16	H: 4 LOB: 1 BB: 0 P: 24	1B: 14 2B: 2 3B: 0 HR: 1	SF: 0 SAC: 0 DP: 3 HBP: 1	WP: 2 PB: 0 SB: 2 CS: 0	PA: 50		
<b>PITCHER</b>	IP WLS BF H R ER SO BB IBB HBP BLK WP HR S P ERA WHIP	6.0 L 30 7 6 0 3 4 2 1 0 2 0 67 117 9.00 1.833	0.1 L 2 1 0 0 0 1 0 0 0 0 0 2 8 0.00 6.000	0.2 L 4 2 2 2 0 0 0 0 0 1 8 12 27.00 3.000	2.0 L 14 6 5 4 0 2 0 0 0 0 0 34 57 18.00 4.000																			

San Diego Padres @ New York Mets  
Shea Stadium, Flushing, NY

Fri May 24 1996, 7:05 PM EDT  
Att: 24,751 - Unknown - 73 F

AB 40  
R 13  
H 16  
RBI 12  
BB 9  
SO 3  
LOB 22



Batter	1	2	3	4	5	6	7	8	9	AB	R	H	RBI	BB	SO	LOB	BOTTOM							
Lance Johnson, L OBP: 0.332, SLG: 0.441 Carl Everett, S OBP: 0.271, SLG: 0.190										3	0	1	0	0	0	1								
Jose Vizcaino, S OBP: 0.380, SLG: 0.427										4	0	0	0	0	0	2								
Bernard Gilkey, R OBP: 0.364, SLG: 0.543 Edgardo Alfonzo, R OBP: 0.250, SLG: 0.234										3	0	0	0	0	2	1								
Rico Brogna, L OBP: 0.333, SLG: 0.471 Tim Bogar, R OBP: 0.111, SLG: 0.111										3	0	0	0	0	0	0								
Jeff Kent, R OBP: 0.315, SLG: 0.395 Jerry Dipoto, R										3	0	0	0	0	0	0								
Todd Hundley, S OBP: 0.347, SLG: 0.570										3	0	1	0	0	1	0								
Butch Huskey, R OBP: 0.276, SLG: 0.338										3	1	3	1	0	0	0								
Rey Ordonez, R OBP: 0.348, SLG: 0.391										3	0	0	0	0	0	3								
Jason Isringhausen, R OBP: 0.278, SLG: 0.313 Bob MacDonald, L OBP: 0.111, SLG: 0.333										2	0	1	0	0	0	0								
<b>Inning Stats</b>	R: 0 E: 0 K: 1 S: 10	H: 1 LOB: 0 BB: 0 P: 13	R: 0 E: 0 K: 0 S: 11	H: 2 LOB: 2 BB: 0 P: 17	R: 0 E: 0 K: 0 S: 7	H: 1 LOB: 1 BB: 0 P: 10	R: 0 E: 0 K: 0 S: 4	H: 0 LOB: 0 BB: 0 P: 7	R: 0 E: 0 K: 1 S: 11	H: 1 LOB: 0 BB: 0 P: 19	R: 0 E: 0 K: 1 S: 5	H: 0 LOB: 0 BB: 0 P: 6	R: 0 E: 0 K: 1 S: 7	H: 0 LOB: 0 BB: 0 P: 12	R: 1 E: 0 K: 1 S: 8	H: 1 LOB: 0 BB: 0 P: 14	R: 0 E: 0 K: 0 S: 6	H: 0 LOB: 0 BB: 0 P: 10	1B: 5 2B: 0 3B: 0 HR: 1	SF: 0 SAC: 0 DP: 1 HBP: 0	WP: 0 PB: 0 SB: 0 CS: 1	PA: 31		
<b>PITCHER</b>	IP WLS BF H R ER SO BB IBB HBP BLK WP HR S P ERA WHIP	8.0 W 28 6 1 1 4 0 0 0 0 0 0 63 98 0.00 0.000	1.0 L 3 0 0 0 0 0 0 0 0 0 0 6 10 0.00 0.000																					

San Diego Padres @ New York Mets  
Shea Stadium, Flushing, NY

Fri May 24 1996, 7:05 PM EDT  
Att: 24,751 - Unknown - 73 F

AB 31  
R 1  
H 6  
RBI 1  
BB 0  
SO 4  
LOB 7



Batter	1	2	3	4	5	6	7	8	9	AB	R	H	RBI	BB	SO	LOB	TOP			
Rickey Henderson, R OBP: 0.392, SLG: 0.290	(1, 7) K		(1, 7) F9	(1, 7) E5	(1, 7) K					5	1	0	0	0	3	5				
Steve Finley, L OBP: 0.341, SLG: 0.434	(1, 8) G4-3		(1, 8) BB	(1, 8) BB	(1, 8) 3B			(1, 8) G6-3		4	0	1	3	1	0	0				
Chris Gwynn, L OBP: 0.319, SLG: 0.320	(1, 9) 2-1		(1, 9) 4-2							2	0	1	0	1	0	1				
Marc Newfield, R OBP: 0.392, SLG: 0.506	(5, 9) 1B		(5, 9) BB							2	0	2	0	0	0	0				
Wally Joyner, L OBP: 0.438, SLG: 0.515	(1, 3) P2		(1, 3) F7-6-5-1-5							5	0	0	0	0	0	6				
Scott Livingstone, L OBP: 0.333, SLG: 0.435	(1, 5) K		(1, 5) K							3	2	2	0	1	1	0				
Bryce Florie, R OBP: 0.376, SLG: 0.434	(6, 1) K		(6, 1) K							0	0	0	0	0	0	0				
Tony Gwynn, L OBP: 0.376, SLG: 0.434	(8, PH) K		(8, PH) K							0	0	0	0	1	0	0				
Scott Sanders, R OBP: 0.352, SLG: 0.438	(8, 1) K		(8, 1) K							0	0	0	0	0	0	0				
Brian Johnson, R OBP: 0.351, SLG: 0.611	(1, 2) F8		(1, 2) F8							5	2	1	0	0	1	5				
Luis Lopez, S OBP: 0.310, SLG: 0.365	(1, 6) E8		(1, 6) K							4	0	1	1	0	1	2				
Jody Reed, R OBP: 0.338, SLG: 0.317	(1, 4) K		(1, 4) K							3	2	0	0	2	1	1				
Andy Ashby, R OBP: 0.296, SLG: 0.423	(1, 1) BB		(1, 1) BB							3	0	2	2	0	0	3				
Archi Cianfrocco, R OBP: 0.352, SLG: 0.438	(6, 5) BB		(6, 5) BB							1	0	0	0	1	0	0				
<b>Inning Stats</b>	R: 0 H: 1 E: 0 K: 1 S: 10	H: 1 LOB: 1 BB: 0 P: 17	R: 0 H: 1 E: 1 K: 2 S: 8	H: 1 LOB: 1 BB: 0 P: 15	R: 0 H: 1 E: 0 K: 0 S: 10	H: 2 LOB: 2 BB: 2 P: 23	R: 4 H: 2 E: 1 K: 1 S: 21	H: 2 LOB: 1 BB: 2 P: 37	R: 3 H: 2 E: 1 K: 1 S: 18	H: 2 LOB: 2 BB: 0 P: 21	R: 0 H: 0 E: 0 K: 1 S: 15	H: 0 LOB: 1 BB: 1 P: 24	R: 0 H: 1 E: 1 K: 0 S: 9	H: 1 LOB: 2 BB: 1 P: 13	R: 0 H: 0 E: 0 K: 0 S: 7	H: 0 LOB: 0 BB: 0 P: 8	1B: 6 2B: 4 3B: 1 HR: 0	SF: 0 SAC: 1 DP: 1 HBP: 0	WP: 0 PB: 0 SB: 0 CS: 0	PA: 45
<b>PITCHER</b>	IP WLS BF H R ER SO BB IBB HBP BLK WP HR S P ERA WHIP																			
Paul Wilson, R ERA: 7.13	(1, 1) 4.2 L 27 7 7 3 4 3 2 0 0 0 0 0 64 121 5.79 2.143																			
Dave Mlicki, R ERA: 3.23	(5, 1) 1.1 6 2 0 0 2 0 0 0 0 0 0 18 25 0.00 1.500																			
Doug Henry, R ERA: 4.68	(7, 1) 2.0 9 1 0 0 1 1 1 0 0 0 0 24 37 0.00 1.000																			
Bias Minor, R ERA: 2.14	(9, 1) 1.0 3 0 0 0 0 0 0 0 0 0 0 7 8 0.00 0.000																			

San Diego Padres @ New York Mets  
Shea Stadium, Flushing, NY  
Sat May 25 1996, 3:33 AM EDT  
Att: 21,057 - Sunny - 64 F

livebaseballscorecards.com

AB 37  
R 7  
H 10  
RBI 6  
BB 7  
SO 7  
LOB 23



Batter	1	2	3	4	5	6	7	8	9	AB	R	H	RBI	BB	SO	LOB	BOTTOM					
Lance Johnson, L OBP: 0.329, SLG: 0.435	(1, 8) F8		(1, 8) S							5	1	1	0	0	2							
Jose Vizcaino, S OBP: 0.386, SLG: 0.444	(1, 4) G3-1		(1, 4) 1-2							5	0	3	1	0	0							
Carl Everett, S OBP: 0.302, SLG: 0.200	(1, 7) K		(1, 7) BB							3	0	1	0	2	2							
Rico Brogna, L OBP: 0.335, SLG: 0.462	(1, 3) F7		(1, 3) F8							3	0	0	0	2	0							
Jeff Kent, R OBP: 0.306, SLG: 0.383	(1, 5) K		(1, 5) K							5	0	0	0	0	2							
Todd Hundley, S OBP: 0.396, SLG: 0.579	(1, 2) 2B		(1, 2) 1B							3	1	2	0	1	0							
Butch Huskey, R OBP: 0.275, SLG: 0.336	(1, 9) G4-3		(1, 9) CS							4	0	1	0	0	2							
Rey Ordóñez, R OBP: 0.352, SLG: 0.400	(1, 6) F9		(1, 6) CS							4	0	2	1	0	0							
Paul Wilson, R OBP: 0.310, SLG: 0.100	(1, 1) K		(1, 1) K							2	0	0	0	0	2							
Dave Mlicki, R OBP: 0.376, SLG: 0.434	(5, 1) K		(5, 1) K							0	0	0	0	0	0							
Brent Mayne, L OBP: 0.376, SLG: 0.434	(6, PH) K		(6, PH) K							0	0	0	0	0	0							
Doug Henry, R OBP: 0.376, SLG: 0.434	(7, 1) K		(7, 1) K							1	0	0	0	0	0							
Kevin Roberson, S OBP: 0.333, SLG: 0.500	(8, PH) K		(8, PH) K							0	0	0	0	0	1							
Bias Minor, R ERA: 2.82	(9, 1) K		(9, 1) K							0	0	0	0	0	0							
<b>Inning Stats</b>	R: 0 H: 0 E: 0 K: 1 S: 6	H: 1 LOB: 0 BB: 0 P: 10	R: 0 H: 1 E: 0 K: 1 S: 10	H: 1 LOB: 0 BB: 0 P: 13	R: 1 H: 2 E: 0 K: 1 S: 20	H: 2 LOB: 1 BB: 1 P: 29	R: 0 H: 3 E: 0 K: 1 S: 11	H: 3 LOB: 1 BB: 0 P: 16	R: 0 H: 2 E: 0 K: 0 S: 10	H: 2 LOB: 2 BB: 1 P: 18	R: 0 H: 1 E: 0 K: 0 S: 8	H: 1 LOB: 2 BB: 1 P: 19	R: 0 H: 0 E: 0 K: 0 S: 9	H: 0 LOB: 1 BB: 1 P: 15	R: 0 H: 0 E: 0 K: 0 S: 7	H: 0 LOB: 1 BB: 1 P: 16	R: 0 H: 1 E: 0 K: 2 S: 21	H: 1 LOB: 2 BB: 1 P: 26	1B: 7 2B: 2 3B: 1 HR: 0	SF: 0 SAC: 0 DP: 1 HBP: 0	WP: 0 PB: 0 SB: 1 CS: 2	PA: 41
<b>PITCHER</b>	IP WLS BF H R ER SO BB IBB HBP BLK WP HR S P ERA WHIP																					
Andy Ashby, R ERA: 3.4	(1, 1) 5.2 W 27 9 2 2 4 3 0 0 0 0 0 64 102 3.18 2.118																					
Bryce Florie, R ERA: 2.42	(6, 1) 1.1 5 0 0 0 0 1 0 0 0 0 0 10 18 0.00 0.750																					
Scott Sanders, R ERA: 2.82	(8, 1) 2.0 9 1 0 0 2 2 0 0 0 0 0 28 42 0.00 1.500																					

San Diego Padres @ New York Mets  
Shea Stadium, Flushing, NY  
Sat May 25 1996, 3:33 AM EDT  
Att: 21,057 - Sunny - 64 F

livebaseballscorecards.com

AB 35  
R 2  
H 10  
RBI 2  
BB 6  
SO 6  
LOB 18



Batter	1	2	3	4	5	6	7	8	9	AB	R	H	RBI	BB	SO	LOB	TOP
Rickey Henderson, R (1.7)	1-0 G5-3		1-3 K			2-1 G1-3		3-1 G5-3		4	0	0	0	0	1	0	<b>San Diego Padres @ New York Mets</b> Shea Stadium, Flushing, NY Sun May 26 1996, 3:33 AM EDT Att: 20,405 - Cloudy - 63 F
Steve Finley, L (1.8)	3-3 K			2-2 F7		3-2 2B		1-0 G6-3		4	0	1	0	0	1	0	
Tony Gwynn, L (1.9)	0-3 K			0-1 F7		2-2 L8		0-0 L8		4	0	0	0	0	1	1	
Wally Joyner, L (1.3)		2-2 G4-6-3 1B		4-2 BB		0-0 F7		4-1 BB 1B BB		2	0	1	0	2	0	0	
Brad Ausmus, R (9, PR)		G4-6-3 1B		0-0 BB		3-2 G3 1B		2-1 L9		3	0	1	0	0	0	2	
Scott Livingstone, L (1.5)	0-2 G4-6-3 1B			0-0 L7		0-0 G3 1B		2-1 L9		1	0	0	0	0	0	1	
Archi Cianfrocco, R (9, PH)	1-2 G4-6-3 1B			0-0 L7		1-2 G3 1B		0-0 BB 1B		4	0	3	0	0	0	0	
Brian Johnson, R (1.2)	0-0 FC4-6 1B			3-1 G1-3		1-2 G3 1B		1-2 BB 1B		3	0	0	0	0	0	3	
Luis Lopez, S (1.6)	1-0 FC4-6 1B			1-2 L6		1-2 G3		4-2 BB 1B		0	0	0	0	1	0	0	
Marc Newfield, R (9, PH)	1-2 FC4-6 1B			0-0 L6		1-2 G3		1-2 BB 1B		4	0	0	0	0	1	5	
Jody Reed, R (1.4)			1-0 G6-3		0-0 G1-3		1-0 P4		3-3 K		2	0	0	0	0	0	
Sean Bergman, R (1.1)			1-0 L5			1-1 P4		2-3 K		1	0	0	0	0	1	0	
Chris Gwynn, L (8, PH)										0	0	0	0	0	0	0	
Tim Worrell, R (8, 1)										0	0	0	0	0	0	0	
<b>Inning Stats</b>	R: 0 H: 0 E: 0 LOB: 0 K: 2 S: 7	R: 0 H: 2 E: 0 LOB: 1 K: 0 S: 11	R: 0 H: 0 E: 0 LOB: 0 K: 1 S: 5	R: 0 H: 0 E: 0 LOB: 1 K: 1 S: 8	R: 0 H: 0 E: 0 LOB: 1 K: 0 S: 6	R: 0 H: 1 E: 0 LOB: 1 K: 0 S: 14	R: 0 H: 2 E: 0 LOB: 2 K: 0 S: 11	R: 0 H: 0 E: 0 LOB: 0 K: 1 S: 6	R: 0 H: 1 E: 0 LOB: 3 K: 1 S: 11	R: 0 H: 1 E: 0 LOB: 3 K: 1 S: 11	1B: 5 SF: 0 2B: 1 SAC: 0 3B: 0 DP: 1 HR: 0 HBP: 0	WP: 0 PA: 35					
<b>PITCHER</b>	IP WLS BF H R ER SO BB IBB HBP BLK WP HR S P ERA WHIP	IP WLS BF H R ER SO BB IBB HBP BLK WP HR S P ERA WHIP	IP WLS BF H R ER SO BB IBB HBP BLK WP HR S P ERA WHIP	IP WLS BF H R ER SO BB IBB HBP BLK WP HR S P ERA WHIP	IP WLS BF H R ER SO BB IBB HBP BLK WP HR S P ERA WHIP	IP WLS BF H R ER SO BB IBB HBP BLK WP HR S P ERA WHIP	IP WLS BF H R ER SO BB IBB HBP BLK WP HR S P ERA WHIP	IP WLS BF H R ER SO BB IBB HBP BLK WP HR S P ERA WHIP	IP WLS BF H R ER SO BB IBB HBP BLK WP HR S P ERA WHIP	IP WLS BF H R ER SO BB IBB HBP BLK WP HR S P ERA WHIP	IP WLS BF H R ER SO BB IBB HBP BLK WP HR S P ERA WHIP						
Bobby Jones, R (1.1) ERA: 3.79	8.0 W 29 5 0 0 4 1 0 0 0 0 0 68 106 0.00 0.750	1.0 S 6 1 0 0 1 2 0 0 0 0 0 0 11 24 0.00 3.000															
John Franco, L (9, 1) ERA: 3.35																	

Batter	1	2	3	4	5	6	7	8	9	AB	R	H	RBI	BB	SO	LOB	BOTTOM
Lance Johnson, L (1.8)	0-0 G6		3-1 FC4-6 1B		1-1 G5-3		0-2 S 1B			4	0	2	0	0	0	0	<b>San Diego Padres @ New York Mets</b> Shea Stadium, Flushing, NY Sun May 26 1996, 3:33 AM EDT Att: 20,405 - Cloudy - 63 F
Jose Vizcaino, S (1.4)	3-2 G1		1-0 FC4-6 BB		0-0 1B		4-2 1B BB			3	0	1	0	1	0	1	
Bernard Gilkey, R (1.7)	2-2 HR		4-0 FC4-6 BB		1-1 FC4-6 1B		0-0 P4			3	1	2	1	1	0	2	
Rico Brogna, L (1.3)	1-1 1B		0-0 FC4-6		2-3 K		1-0 F7			4	0	1	0	0	1	4	
Todd Hundley, S (1.2)	1-0 G3			3-3 K		1-2 P7		3-2 G4-3		4	0	0	0	0	1	1	
Butch Huskey, R (1.9)		3-2 G6-3		4-2 BB		3-2 F9		3-1 L4		3	0	0	0	1	0	0	
John Franco, L (9, 1)		G6-3								0	0	0	0	0	0	0	
Edgardo Alfonzo, R (1.5)		4-0 G6-3 BB		1-1 F9		3-1 G5-3				2	0	0	0	1	0	1	
Rey Ordonez, R (1.6)		1-0 G6-3		1-1 G4-3			0-2 G4-3			3	0	0	0	0	0	2	
Bobby Jones, R (1.1)			1-2 G4-3		0-0 F7		1-2 G6-3			3	0	0	0	0	0	0	
Chris Jones, R (9, 9)										0	0	0	0	0	0	0	
<b>Inning Stats</b>	R: 1 H: 2 E: 0 LOB: 1 K: 0 S: 10	R: 0 H: 0 E: 0 LOB: 0 K: 0 S: 4	R: 0 H: 1 E: 0 LOB: 2 K: 0 S: 7	R: 0 H: 0 E: 0 LOB: 1 K: 1 S: 11	R: 0 H: 2 E: 0 LOB: 2 K: 1 S: 11	R: 0 H: 0 E: 0 LOB: 0 K: 0 S: 9	R: 0 H: 1 E: 0 LOB: 2 K: 0 S: 14	R: 0 H: 0 E: 0 LOB: 0 K: 0 S: 6	R: 0 H: 0 E: 0 LOB: 0 K: 0 S: 6	R: 0 H: 0 E: 0 LOB: 0 K: 0 S: 6	1B: 5 SF: 0 2B: 0 SAC: 0 3B: 0 DP: 1 HR: 1 HBP: 0	WP: 0 PA: 33					
<b>PITCHER</b>	IP WLS BF H R ER SO BB IBB HBP BLK WP HR S P ERA WHIP	IP WLS BF H R ER SO BB IBB HBP BLK WP HR S P ERA WHIP	IP WLS BF H R ER SO BB IBB HBP BLK WP HR S P ERA WHIP	IP WLS BF H R ER SO BB IBB HBP BLK WP HR S P ERA WHIP	IP WLS BF H R ER SO BB IBB HBP BLK WP HR S P ERA WHIP	IP WLS BF H R ER SO BB IBB HBP BLK WP HR S P ERA WHIP	IP WLS BF H R ER SO BB IBB HBP BLK WP HR S P ERA WHIP	IP WLS BF H R ER SO BB IBB HBP BLK WP HR S P ERA WHIP	IP WLS BF H R ER SO BB IBB HBP BLK WP HR S P ERA WHIP	IP WLS BF H R ER SO BB IBB HBP BLK WP HR S P ERA WHIP	IP WLS BF H R ER SO BB IBB HBP BLK WP HR S P ERA WHIP						
Sean Bergman, R (1.1) ERA: 4.79	7.0 L 30 4 0 0 0 4 0 0 0 0 0 66 115 1.29 1.429	1.0 3 0 0 0 0 0 0 0 0 0 0 6 13 0.00 0.000															
Tim Worrell, R (8, 1) ERA: 0.35																	



Batter	1	2	3	4	5	6	7	8	9	AB	R	H	RBI	BB	SO	LOB	TOP					
<b>Rickey Henderson, R</b> OBP: 0.381, SLG: 0.276 (1, 7)	G5-3		K					P4		3	0	0	0	1	1	1	<b>San Diego Padres @ Montreal Expos</b> Olympic Stadium, Montreal, QB Mon May 27 1996, 7:05 PM EDT Att: 44,636 - Dome - 68 F					
<b>Steve Finley, L</b> OBP: 0.338, SLG: 0.429 (1, 8)	L9		K					FC3-4 BB		3	0	0	0	1	1	2						
<b>Marc Newfield, R</b> OBP: 0.382, SLG: 0.484 (1, 9)	F9		P4					FC3-4 2B		4	0	0	0	0	0	2						
<b>Brian Johnson, R</b> OBP: 0.373, SLG: 0.615 <b>Wally Joyner, L</b> OBP: 0.445, SLG: 0.520 (1, 3) (4, 3)	L8							2B		2	0	1	0	0	0	0						
<b>Archi Cianfrocco, R</b> OBP: 0.388, SLG: 0.434 (1, 5)	1B 2B		K					2B		4	1	1	0	0	1	3						
<b>Jody Reed, R</b> OBP: 0.330, SLG: 0.309 (1, 4)	HR 1B		G6-4-3					G4-3		4	1	1	1	0	0	1						
<b>Andujar Cedeno, R</b> <b>Trevor Hoffman, R</b> (1, 6) (9, 1)	HR							G5-3		3	1	1	2	1	1	0						
<b>Brad Ausmus, R</b> OBP: 0.260, SLG: 0.237 (1, 2)	L9							K		4	0	0	0	0	0	3						
<b>Joey Hamilton, R</b> OBP: 0.160, SLG: 0.200 <b>Luis Lopez, S</b> OBP: 0.295, SLG: 0.345 (1, 1) (9, 6)	G6-3							FC3-4 BB 2B 1B		2	1	1	0	0	0	0						
<b>Inning Stats</b>	R: 0 E: 0 K: 0 S: 4	H: 0 LOB: 0 BB: 7 P: 7	R: 3 E: 0 K: 0 S: 15	H: 3 LOB: 0 BB: 23 P: 23	R: 0 E: 0 K: 2 S: 9	H: 0 LOB: 0 BB: 0 P: 11	R: 0 E: 0 K: 1 S: 8	H: 1 LOB: 0 BB: 0 P: 9	R: 0 E: 0 K: 1 S: 11	H: 0 LOB: 2 BB: 2 P: 21	R: 0 E: 0 K: 2 S: 10	H: 0 LOB: 0 BB: 0 P: 10	R: 0 E: 0 K: 2 S: 10	H: 0 LOB: 0 BB: 0 P: 12	R: 1 E: 0 K: 0 S: 18	H: 2 LOB: 2 BB: 1 P: 25		R: 0 E: 0 K: 1 S: 8	H: 0 LOB: 0 BB: 0 P: 11	1B: 3 2B: 2 3B: 0 HR: 1	SF: 0 SAC: 1 DP: 1 HBP: 0	WP: 0 PB: 0 SB: 0 CS: 0
<b>PITCHER</b>	IP	WLS	BF	H	R	ER	SO	BB	IBB	HBP	BLK	WP	HR	S	P	ERA	WHIP					
<b>Jeff Fassero, L</b> ERA: 4.1 <b>Mike Dyer, R</b> ERA: 3.0	(1, 1) (8, 1)	7.2 1.1	L 4	31 0	6 0	4 0	4 0	6 1	3 0	0 0	0 0	0 0	1 0	84 9	117 12	4.70 0.00	1.174 0.000					

Batter	1	2	3	4	5	6	7	8	9	AB	R	H	RBI	BB	SO	LOB	BOTTOM				
<b>Mark Grudzielanek, R</b> OBP: 0.380, SLG: 0.470 <b>Andy Stankiewicz, R</b> OBP: 0.296, SLG: 0.290 (1, 6) (4, 6)	K		G5-4-3 HBP					FC5		1	0	0	0	0	1	0	<b>San Diego Padres @ Montreal Expos</b> Olympic Stadium, Montreal, QB Mon May 27 1996, 7:05 PM EDT Att: 44,636 - Dome - 68 F				
<b>Mike Lansing, R</b> OBP: 0.394, SLG: 0.434 (1, 4)	G4-3		G5-4-3					F7		4	0	0	0	0	1						
<b>Henry Rodriguez, L</b> OBP: 0.360, SLG: 0.667 (1, 7)	G4-3							F8		4	1	1	0	0	1	0					
<b>Moises Alou, R</b> OBP: 0.327, SLG: 0.433 (1, 9)	K							G4-3		4	1	1	0	0	1	0					
<b>David Segui, S</b> OBP: 0.399, SLG: 0.484 (1, 3)	G4-3		G4-3 BB 1B					K		4	1	1	1	0	1	0					
<b>Cliff Floyd, L</b> OBP: 0.325, SLG: 0.281 (1, 8)	1B WP 1B		G6-3 G4-3 BB					G4-3		3	0	1	0	1	1	0					
<b>Lenny Webster, R</b> OBP: 0.350, SLG: 0.245 <b>Sherman Obando, R</b> OBP: 0.317, SLG: 0.447 <b>F.P. Santangelo, S</b> OBP: 0.348, SLG: 0.422 (1, 2) (9, PH) (9, PR)	G4-3		G4-3					G6-3		3	0	1	1	0	0	2					
<b>Shane Andrews, R</b> OBP: 0.301, SLG: 0.385 <b>Darin Fletcher, L</b> OBP: 0.302, SLG: 0.409 (1, 5) (9, PH)	G5-3		G6-3					FC5 SH1-4 1B		3	0	1	1	0	0	3					
<b>Jeff Fassero, L</b> OBP: 0.211, SLG: 0.118 <b>Mike Dyer, R</b> (8, 1)	B1-3		K					SH1-4		2	0	0	0	0	1	1					
<b>Inning Stats</b>	R: 0 E: 0 K: 1 S: 8	H: 2 LOB: 2 BB: 0 P: 14	R: 0 E: 0 K: 1 S: 15	H: 2 LOB: 0 BB: 0 P: 25	R: 0 E: 0 K: 0 S: 5	H: 0 LOB: 0 BB: 0 P: 9	R: 3 E: 0 K: 1 S: 10	H: 3 LOB: 1 BB: 1 P: 15	R: 0 E: 0 K: 0 S: 11	H: 0 LOB: 0 BB: 0 P: 12	R: 0 E: 0 K: 0 S: 12	H: 1 LOB: 1 BB: 0 P: 18	R: 0 E: 0 K: 0 S: 7	H: 0 LOB: 0 BB: 0 P: 12	R: 0 E: 0 K: 2 S: 12	H: 1 LOB: 1 BB: 0 P: 14		1B: 6 2B: 1 3B: 0 HR: 0	SF: 0 SAC: 1 DP: 1 HBP: 1	WP: 1 PB: 0 SB: 0 CS: 0	PA: 35
<b>PITCHER</b>	IP	WLS	BF	H	R	ER	SO	BB	IBB	HBP	BLK	WP	HR	S	P	ERA	WHIP				
<b>Joey Hamilton, R</b> ERA: 3.75 <b>Trevor Hoffman, R</b> ERA: 0.61	(1, 1) (9, 1)	8.0 1.0	W S	31 4	6 1	3 0	3 2	4 2	1 0	0 0	0 0	0 0	0 12	79 14	118 14	3.38 0.00	0.875 1.000				

AB 31  
R 4  
H 6  
RBI 4  
BB 3  
SO 7  
LOB 10



AB 32  
R 3  
H 7  
RBI 3  
BB 1  
SO 6  
LOB 9



Batter	1	2	3	4	5	6	7	8	9	10	AB	R	H	RBI	BB	SO	LOB	TOP								
Steve Finley, L OBP: 0.332, SLG: 0.421 (1, 8)	F8		G4-3			G4-6-3			K		4	0	0	0	0	1	1	<b>San Diego Padres @ Montreal Expos</b> Olympic Stadium, Montreal, QB Tue May 28 1996, 7:05 PM EDT Att. 16,537 - Dome - 68 F <a href="http://livebaseballscorecards.com">livebaseballscorecards.com</a>								
Jody Reed, R OBP: 0.324, SLG: 0.303 (1, 4)	P4			G5-3			P6		G5-3		4	0	0	0	0	0	0									
Tony Gwynn, L OBP: 0.413, SLG: 0.418 (1, 9)	G3			G4-3			G4-3		G4-3		4	0	1	0	0	0	0									
Ken Caminiti, S OBP: 0.373, SLG: 0.518 (1, 5)		G4-6-3 1B		G4-3			G4-3		G4-3	L8	4	0	1	0	0	0	1									
Wally Joyner, L OBP: 0.445, SLG: 0.520 (1, 3)		G4-6-3 1B							F7		4	1	2	0	0	1	0									
Brian Johnson, R OBP: 0.359, SLG: 0.593 (1, 2)	G4-6-3			G3					P3	SH3-4 1B	3	0	0	0	0	0	2									
Marc Newfield, R OBP: 0.381, SLG: 0.479 Rickey Henderson, R OBP: 0.394, SLG: 0.276 (8, PR) (8, 7)	K								HR	1B HBP	3	0	1	0	0	2	1									
Luis Lopez, S OBP: 0.308, SLG: 0.397 (1, 6)										K	3	1	1	2	1	2	2									
Bob Tewksbury, R Trevor Hoffman, R Scott Livingstone, L Doug Bochtler, R (1, 1) (9, 1) (10, PH) (10, 1)	G6-3								B2-3		3	0	0	0	0	1	2									
<b>Inning Stats</b>	R: 0 E: 0 K: 0 S: 6	H: 0 LOB: 0 BB: 0 P: 8	R: 0 E: 0 K: 1 S: 10	H: 2 LOB: 1 BB: 0 P: 15	R: 0 E: 0 K: 1 S: 8	H: 0 LOB: 0 BB: 0 P: 13	R: 0 E: 0 K: 0 S: 9	H: 0 LOB: 0 BB: 0 P: 14	R: 0 E: 0 K: 2 S: 8	H: 0 LOB: 0 BB: 0 P: 9	R: 0 E: 0 K: 0 S: 7	H: 0 LOB: 0 BB: 0 P: 12	R: 0 E: 0 K: 0 S: 7	H: 0 LOB: 0 BB: 0 P: 12	R: 2 E: 0 K: 0 S: 8	H: 2 LOB: 1 BB: 0 P: 12	R: 0 E: 0 K: 1 S: 6		H: 1 LOB: 1 BB: 0 P: 8	R: 1 E: 0 K: 1 S: 10	H: 2 LOB: 2 BB: 0 P: 14	1B: 6 2B: 0 3B: 0 HR: 1	SF: 0 SAC: 1 DP: 2 HBP: 1	WP: 0 PB: 0 SB: 0 CS: 0	PA: 36	
<b>PITCHER</b>	IP WLS BF H R ER SO	IP WLS BF H R ER SO	IP WLS BF H R ER SO	IP WLS BF H R ER SO	IP WLS BF H R ER SO	IP WLS BF H R ER SO	IP WLS BF H R ER SO	IP WLS BF H R ER SO	IP WLS BF H R ER SO	IP WLS BF H R ER SO	IP WLS BF H R ER SO	IP WLS BF H R ER SO	IP WLS BF H R ER SO	IP WLS BF H R ER SO	IP WLS BF H R ER SO	IP WLS BF H R ER SO	IP WLS BF H R ER SO	IP WLS BF H R ER SO	IP WLS BF H R ER SO	IP WLS BF H R ER SO	ERA WHIP	ERA WHIP	ERA WHIP			
Pedro Martinez, R ERA: 2.97 Omar Daal, L ERA: 3.34 Tim Scott, R ERA: 2.25 Dave Veres, R ERA: 5.62	8.0 0.2 (9, 1) (9, 1) (10, 1)	27 3 1 2 1 4	4 1 0 1 0 0	2 0 1 1 0 0	2 0 1 1 0 0	5 1 0 0 0 1	5 0 0 0 0 0	63 7 4 7 11	95 1.500 3.000 1.000	2.25 0.00 27.00 0.00	0.625 1.500 3.000 1.000															

Batter	1	2	3	4	5	6	7	8	9	10	AB	R	H	RBI	BB	SO	LOB	BOTTOM								
Andy Stankiewicz, R OBP: 0.298, SLG: 0.250 Dave Silvestri, R OBP: 0.350, SLG: 0.247 (8, PH) (9, 6)	G5-3	FC5-4						G4-3			3	0	0	0	0	1	2	<b>San Diego Padres @ Montreal Expos</b> Olympic Stadium, Montreal, QB Tue May 28 1996, 7:05 PM EDT Att. 16,537 - Dome - 68 F <a href="http://livebaseballscorecards.com">livebaseballscorecards.com</a>								
Mike Lansing, R OBP: 0.396, SLG: 0.435 (1, 4)	G3 1B				L9			G4-3			4	0	2	0	0	0	0									
Henry Rodriguez, L OBP: 0.358, SLG: 0.674 (1, 7)	G3			G4-6-3 1B				G3			4	1	1	1	0	0	2									
Moises Alou, R OBP: 0.321, SLG: 0.424 (1, 8) (8, 9)	G6-3			P4				L8			4	0	0	0	0	1	1									
David Segui, S OBP: 0.355, SLG: 0.476 (1, 3)		G4-3						G4-3			4	0	1	0	0	0	0									
Sherman Obando, R OBP: 0.318, SLG: 0.438 F.P. Santangelo, S OBP: 0.345, SLG: 0.417 (1, 9) (8, 8)		FC4-6 BB						K			2	1	0	0	1	2	1									
Darrin Fletcher, L OBP: 0.301, SLG: 0.411 (1, 2)		FC4-6 2B			L7			L7			4	0	1	0	0	0	1									
Shane Andrews, R OBP: 0.289, SLG: 0.375 (1, 5)		FC4-6 IBB			FC6-4			L7			3	0	0	0	1	0	1									
Pedro Martinez, R Cliff Floyd, L Omar Daal, L Tim Scott, R Dave Veres, R Lenny Webster, R (1, 1) (8, PH) (9, 1) (9, 1) (10, PH) (10, 1)	FC4-6 FC5-4				P4			F8			2	0	0	1	0	0	2									
<b>Inning Stats</b>	R: 0 E: 0 K: 0 S: 4	H: 1 LOB: 1 BB: 0 P: 10	R: 1 E: 0 K: 0 S: 9	H: 1 LOB: 2 BB: 2 P: 20	R: 0 E: 0 K: 0 S: 4	H: 1 LOB: 0 BB: 0 P: 8	R: 0 E: 0 K: 1 S: 9	H: 1 LOB: 1 BB: 0 P: 15	R: 0 E: 0 K: 1 S: 6	H: 0 LOB: 0 BB: 0 P: 7	R: 0 E: 0 K: 0 S: 6	H: 0 LOB: 0 BB: 0 P: 11	R: 0 E: 0 K: 1 S: 9	H: 0 LOB: 0 BB: 0 P: 13	R: 0 E: 0 K: 0 S: 6	H: 0 LOB: 0 BB: 0 P: 9	R: 1 E: 0 K: 2 S: 15		H: 1 LOB: 0 BB: 0 P: 23	R: 0 E: 0 K: 0 S: 6	H: 0 LOB: 0 BB: 0 P: 8	1B: 3 2B: 1 3B: 0 HR: 1	SF: 0 SAC: 0 DP: 1 HBP: 0	WP: 0 PB: 0 SB: 0 CS: 0	PA: 36	
<b>PITCHER</b>	IP WLS BF H R ER SO	IP WLS BF H R ER SO	IP WLS BF H R ER SO	IP WLS BF H R ER SO	IP WLS BF H R ER SO	IP WLS BF H R ER SO	IP WLS BF H R ER SO	IP WLS BF H R ER SO	IP WLS BF H R ER SO	IP WLS BF H R ER SO	IP WLS BF H R ER SO	IP WLS BF H R ER SO	IP WLS BF H R ER SO	IP WLS BF H R ER SO	IP WLS BF H R ER SO	IP WLS BF H R ER SO	IP WLS BF H R ER SO	IP WLS BF H R ER SO	IP WLS BF H R ER SO	IP WLS BF H R ER SO	ERA WHIP	ERA WHIP	ERA WHIP			
Bob Tewksbury, R ERA: 4.2 Trevor Hoffman, R ERA: 1.16 Doug Bochtler, R ERA: 1.0	8.0 1.0 (9, 1) (10, 1)	29 4 1 0	4 1 1 0	1 1 2 0	3 2 0 0	3 1 0 0	3 0 0 0	15 23 6	93 1.000 0.000	1.12 9.00 0.000	0.625 1.000 0.000															



Batter	1	2	3	4	5	6	7	8	9	AB	R	H	RBI	BB	SO	LOB	TOP					
Rickey Henderson, R OBP: 0.385, SLG: 0.300 (1, 7)	G4-3		1-1 1-H 1B		0-0 F8			1-0 HR	1-3 K	5	1	2	2	0	1	1						
Steve Finley, L OBP: 0.335, SLG: 0.441 (1, 8)	G4		2-1 G4-3			3-2 HR		2-1 G4-3 2B		4	1	2	1	0	0	1						
Tony Gwynn, L OBP: 0.409, SLG: 0.414 (1, 9)	G3-1			1-0 1B		0-0 F7		1-0 G4-3		4	0	1	0	0	0	1						
Ken Caminiti, S OBP: 0.372, SLG: 0.521 Archi Cianfrocco, R OBP: 0.362, SLG: 0.426 (8, PH) (8, 3)		1-1 F9		0-0 P2		1-0 G4-3 2B		3-3 K		3	0	1	0	0	0	1						
Wally Joyner, L OBP: 0.442, SLG: 0.514 Tim Worrell, R (8, 1)		0-2 G3		0-1 1B		0-2 G4-3		0-3 K		4	0	1	0	0	1	2						
Brian Johnson, R OBP: 0.348, SLG: 0.571 Bryce Florie, R OBP: 0.351, SLG: 0.446 (7, 1) (8, 5)		1-0 F8		2-0 F9		1-1 G6-3			0-0 G5-3 1B	3	0	0	0	0	0	3						
Luis Lopez, S OBP: 0.290, SLG: 0.371 (1, 4)			0-2 F9	0-1 F7			3-3 K		0-1 F9	4	0	0	0	0	1	3	AB 37 R 4 H 10 RBI 4 BB 0 SO 5 LOB 14					
Andujar Cedeno, R OBP: 0.271, SLG: 0.315 (1, 6)			1-1 G6-3		1-2 L9		2-2 G6-3		3-1 G5-3	4	0	0	0	0	0	1						
Fernando Valenzuela, L OBP: 0.296, SLG: 0.200 Willie Blair, R OBP: 0.346, SLG: 0.296 Chris Gwynn, L OBP: 0.346, SLG: 0.296 Scott Sanders, R OBP: 0.324, SLG: 0.241 (7, PH) (7, 2)			1-1 WP 1B		0-3 K		2-0 G6-3		3-2 DI 1B	1	1	1	0	0	0	0						
<b>Inning Stats</b>	R: 0 E: 0 K: 0 S: 7	H: 0 LOB: 0 BB: 0 P: 11	R: 0 E: 0 K: 0 S: 6	H: 0 LOB: 0 BB: 0 P: 8	R: 1 E: 0 K: 0 S: 11	H: 2 LOB: 1 BB: 0 P: 16	R: 0 E: 0 K: 0 S: 7	H: 2 LOB: 2 BB: 0 P: 10	R: 0 E: 0 K: 1 S: 10	H: 0 LOB: 0 BB: 0 P: 15	R: 0 E: 0 K: 1 S: 8	H: 0 LOB: 0 BB: 0 P: 15	R: 1 E: 0 K: 2 S: 13	H: 2 LOB: 1 BB: 0 P: 20	R: 1 E: 0 K: 1 S: 11	H: 2 LOB: 1 BB: 0 P: 18	1B: 6 2B: 2 3B: 0 HR: 2	SF: 0 SAC: 0 DP: 0 HBP: 0	WP: 1 PB: 0 SB: 0 CS: 0	PA: 37		
<b>PITCHER</b>	IP WLS BF H R ER SO BB IBB HBP BLK WP HR S P ERA WHIP	7.0 W 27 6 2 2 2 0 0 0 0 1 1 56 83 2.57 0.857	0.1 3 2 1 1 0 0 0 0 0 0 0 1 4 8 27.00 6.000	0.2 2 0 0 0 2 0 0 0 0 0 0 0 9 12 0.00 0.000	1.0 5 2 1 1 1 0 0 0 0 0 0 0 11 18 9.00 2.000																	

San Diego Padres @ Montreal Expos  
Olympic Stadium, Montreal, QB  
Wed May 29 1996, 7:05 PM EDT  
Att. 14,386 - Dome - 68 F

AB	37
R	4
H	10
RBI	4
BB	0
SO	5
LOB	14



Batter	1	2	3	4	5	6	7	8	9	AB	R	H	RBI	BB	SO	LOB	BOTTOM				
Andy Stankiewicz, R OBP: 0.250, SLG: 0.242 (1, 6)	0-0 1B	2-2 F8	0-0 F9		1-3 K		0-0 G4-3			5	1	1	0	0	1	5					
Mike Lansing, R OBP: 0.391, SLG: 0.429 (1, 4)	2-0 P7	1-0 L6		1-0 1B FC4-6	1-3 K			2-1 F9		5	1	1	0	0	1	2					
Henry Rodriguez, L OBP: 0.359, SLG: 0.681 (1, 7)	2-3 K		4-2 1B 1B BB	2-0 F7		0-1 HR		3-3 K		4	2	1	1	1	2	2					
Moises Alou, R OBP: 0.332, SLG: 0.431 (9, 9)	3-2 1B		0-0 1B 1B	1-0 FC4-6	1-3 1B	1-0 G5-3		4-0 BB		4	1	3	1	1	0	0					
David Segui, S OBP: 0.390, SLG: 0.469 (1, 3)	1-0 L4		1-2 BB 1B	1-2 FC4-6	1-3 FC5-4	0-1 L7		1-1 G4-3		5	0	1	1	0	0	3					
Sherman Obando, R OBP: 0.306, SLG: 0.420 F.P. Santangelo, S OBP: 0.345, SLG: 0.417 (9, 8)		1-2 G6-3	2-3 K	2-1 FC5-4	1-0 G1					4	0	0	0	0	1	4					
Lenny Webster, R OBP: 0.385, SLG: 0.321 (1, 2)		2-1 2B	1-0 BB 1B		3-2 HR		1-0 HBP			3	2	3	2	0	0	0	AB 37 R 9 H 13 RBI 9 BB 3 SO 9 LOB 21				
Shane Andrews, R OBP: 0.313, SLG: 0.417 (1, 5)		0-2 1B	1-2 BB		0-1 HR		0-3 K			3	2	2	3	1	1	1					
Ugueth Urbina, R OBP: 0.200, SLG: 0.200 Cliff Floyd, L OBP: 0.310, SLG: 0.265 Omar Daal, L OBP: 0.310, SLG: 0.265 Mike Dyer, R OBP: 0.310, SLG: 0.265 Mel Rojas, R OBP: 0.500, SLG: 0.500 (7, PH) (8, 1) (8, 1) (8, 1)		0-0 1B	1-3 K		1-3 K		1-3 K			3	0	1	1	0	2	3					
<b>Inning Stats</b>	R: 1 E: 0 K: 1 S: 10	H: 2 LOB: 1 BB: 0 P: 18	R: 2 E: 0 K: 0 S: 13	H: 3 LOB: 1 BB: 0 P: 19	R: 2 E: 0 K: 2 S: 16	H: 3 LOB: 3 BB: 2 P: 29	R: 1 E: 0 K: 0 S: 8	H: 2 LOB: 1 BB: 0 P: 15	R: 2 E: 0 K: 3 S: 14	H: 2 LOB: 0 BB: 0 P: 20	R: 1 E: 0 K: 0 S: 6	H: 1 LOB: 0 BB: 0 P: 8	R: 0 E: 0 K: 2 S: 7	H: 0 LOB: 1 BB: 0 P: 9	R: 0 E: 0 K: 1 S: 9	H: 0 LOB: 1 BB: 1 P: 19	1B: 8 2B: 3 3B: 0 HR: 2	SF: 0 SAC: 0 DP: 0 HBP: 1	WP: 0 PB: 0 SB: 1 CS: 0	PA: 41	
<b>PITCHER</b>	IP WLS BF H R ER SO BB IBB HBP BLK WP HR S P ERA WHIP	2.1 L 16 8 5 5 2 1 0 0 0 0 0 34 56 19.29 3.857	1.2 8 2 1 1 1 1 0 0 0 0 0 0 13 25 5.40 1.800	2.0 9 3 3 3 3 0 0 0 0 0 2 2 28 13.50 1.500	1.0 4 0 0 0 2 0 0 0 1 0 0 0 7 9 0.00 0.000	1.0 4 0 0 0 1 1 0 0 0 0 0 0 9 19 0.00 1.000															

San Diego Padres @ Montreal Expos  
Olympic Stadium, Montreal, QB  
Wed May 29 1996, 7:05 PM EDT  
Att. 14,386 - Dome - 68 F

AB	37
R	9
H	13
RBI	9
BB	3
SO	9
LOB	21



Batter	1	2	3	4	5	6	7	8	9	AB	R	H	RBI	BB	SO	LOB	TOP										
Rickey Henderson, R OBP: 0.392, SLG: 0.303 Chris Gwynn, L OBP: 0.332, SLG: 0.286	1-2 2B G6-3 HBP		4-1 2B G4-3 BB		1-0 1B G4-3 E		2-2 F7		0-3 K	2	2	1	0	1	0	0											
Steve Finley, L OBP: 0.333, SLG: 0.442	1-2 G6-3 1B		1-2 G3		1-2 E1 G4-3		1-1 F9			4	1	1	0	0	0	3											
Tony Gwynn, L OBP: 0.406, SLG: 0.406	0-2 G6-3		0-0 G4-3		0-0 G4-3		4-1			3	0	0	2	1	0	4											
Archi Cianfrocco, R OBP: 0.377, SLG: 0.456 Ken Caminiti, S OBP: 0.389, SLG: 0.517	0-1 G6-4-3 1B		1-1 2B G3 3-H		1-3 K		0-3 K			3	0	2	2	0	1	2											
Brian Johnson, R OBP: 0.333, SLG: 0.545	0-1 G6-4-3		0-3 K		2-2 F9				2-1 G6-3	4	0	0	0	0	1	4											
Wally Joyner, L OBP: 0.434, SLG: 0.503		2-1 P5		0-0 L6		2-3 K		1-2 F8		4	0	0	0	0	1	0											
Jody Reed, R OBP: 0.323, SLG: 0.307		3-1 L6		1-0 2B		2-2 G5-3		1-1 P4		4	0	1	0	0	0	0											
Andujar Cedeno, R OBP: 0.271, SLG: 0.313		0-3 K		0-3 K		3-2 1B			1-0 F9	4	0	1	0	0	2	1											
Andy Ashby, R OBP: 0.300, SLG: 0.414 Scott Livingstone, L OBP: 0.346, SLG: 0.440 Trevor Hoffman, R			1-1 G3 G4-3 1B		1-3 K		3-2 P4		1-3 K	3	1	1	0	0	1	2											
<b>Inning Stats</b>	R: 2 E: 0 K: 0 S: 12	H: 2 LOB: 0 BB: 0 P: 14	R: 0 E: 0 K: 1 S: 7	H: 0 LOB: 0 BB: 0 P: 12	R: 2 E: 0 K: 1 S: 12	H: 2 LOB: 1 BB: 1 P: 19	R: 0 E: 0 K: 2 S: 10	H: 1 LOB: 1 BB: 0 P: 12	R: 0 E: 1 K: 1 S: 12	H: 1 LOB: 2 BB: 0 P: 17	R: 0 E: 0 K: 1 S: 19	H: 0 LOB: 1 BB: 1 P: 29	R: 0 E: 0 K: 0 S: 9	H: 0 LOB: 0 BB: 0 P: 16	R: 0 E: 0 K: 0 S: 7	H: 0 LOB: 0 BB: 0 P: 11	R: 0 E: 0 K: 0 S: 7	H: 0 LOB: 0 BB: 0 P: 9	1B: 4 2B: 3 3B: 0 HR: 0	SF: 0 SAC: 0 DP: 1 HBP: 1	WP: 0 PB: 0 SB: 0 CS: 0	PA: 37					
<b>PITCHER</b>	IP	WLS	BF	H	R	ER	SO	BB	IBB	HBP	BLK	WP	HR	S	P	ERA	WHIP										
Terry Mulholland, L ERA: 5.26	4.1	L	21	6	4	4	4	1	0	1	0	0	0	46	64	8.31	1.615										
Ron Blazier, R ERA:	1.2		6	1	0	0	2	0	0	0	0	0	0	26	39	0.00	0.600										
Dave Leiper, L ERA: 5.93	0.2		3	0	0	0	0	1	0	0	0	0	0	6	13	0.00	1.500										
Russ Springer, R ERA: 4.3	2.1		7	0	0	0	3	0	0	0	0	0	0	17	23	0.00	0.000										

San Diego Padres @ Philadelphia Phillies  
Veterans Stadium, Philadelphia, PA  
Fri May 31 1996, 7:05 PM EDT  
Att: 22,110 - Unknown - 72 F

AB 34  
R 4  
H 7  
RBI 4  
BB 2  
SO 9  
LOB 17



Batter	1	2	3	4	5	6	7	8	9	AB	R	H	RBI	BB	SO	LOB	BOTTOM										
Ricky Otero, S OBP: 0.444, SLG: 0.286	1-1 L8		1-2 G3		4-0 1B E BB		2-3 K			3	1	0	0	1	1	1											
Mickey Morandini, L OBP: 0.309, SLG: 0.343	4-1 S BB		4-0 BB		0-0 E G3 1B		2-2 G6-3			2	1	1	0	2	0	0											
Mark Whiten, S OBP: 0.373, SLG: 0.395	1-3 K		1-1 G3		3-2 E3 G3 BB		0-0 F8			4	0	0	0	0	1	4											
Pete Incaviglia, R OBP: 0.331, SLG: 0.581	2-2 G6-3				0-0 F7		4-0 G3 BB		1-3 K	3	0	0	0	1	1	1											
Todd Zeile, R OBP: 0.362, SLG: 0.490		1-1 G3		2-3 K		2-2 G3		0-1 G5-3		4	0	0	1	0	1	2											
Benito Santiago, R OBP: 0.309, SLG: 0.485		0-0 G6-3		4-2 1B BB		0-0 F9		0-0 P3		3	0	0	0	1	0	2											
Mike Lieberthal, R OBP: 0.346, SLG: 0.534		3-3 K		0-0 1B		0-0 F8			3-2 F7	4	0	1	0	0	1	0											
Mike Benjamin, R OBP: 0.342, SLG: 0.457 Ron Blazier, R Glenn Murray, R OBP: 0.271, SLG: 0.299 Dave Leiper, L Russ Springer, R Jim Eisenreich, L OBP: 0.300, SLG: 0.325			0-0 G3 SH3-4 1B		2-3 K		0-3 K		3-2 G3-1	2	0	1	0	0	1	2											
Terry Mulholland, R OBP: 0.190, SLG: 0.381 Kevin Stocker, S OBP: 0.315, SLG: 0.294			0-0 SH3-4		2-2 G4-3		1-3 K		2-1 G1-3	0	0	0	0	0	0	0											
<b>Inning Stats</b>	R: 0 E: 0 K: 1 S: 10	H: 0 LOB: 0 BB: 1 P: 18	R: 0 E: 0 K: 1 S: 6	H: 0 LOB: 0 BB: 0 P: 10	R: 0 E: 0 K: 2 S: 12	H: 1 LOB: 2 BB: 1 P: 20	R: 0 E: 0 K: 2 S: 7	H: 0 LOB: 0 BB: 0 P: 8	R: 0 E: 0 K: 1 S: 9	H: 0 LOB: 0 BB: 0 P: 13	R: 0 E: 0 K: 1 S: 7	H: 0 LOB: 0 BB: 0 P: 8	R: 0 E: 0 K: 0 S: 9	H: 0 LOB: 0 BB: 0 P: 17	R: 0 E: 0 K: 0 S: 9	H: 0 LOB: 0 BB: 0 P: 17	1B: 3 2B: 0 3B: 0 HR: 0	SF: 0 SAC: 1 DP: 0 HBP: 0	WP: 0 PB: 0 SB: 1 CS: 0	PA: 36							
<b>PITCHER</b>	IP	WLS	BF	H	R	ER	SO	BB	IBB	HBP	BLK	WP	HR	S	P	ERA	WHIP										
Andy Ashby, R ERA: 3.08	8.0	W	33	3	2	0	8	5	0	0	0	0	0	70	117	0.00	1.000										
Trevor Hoffman, R ERA: 1.11	1.0	S	3	0	0	0	0	0	0	0	0	0	0	9	17	0.00	0.000										

San Diego Padres @ Philadelphia Phillies  
Veterans Stadium, Philadelphia, PA  
Fri May 31 1996, 7:05 PM EDT  
Att: 22,110 - Unknown - 72 F

AB 30  
R 2  
H 3  
RBI 1  
BB 5  
SO 8  
LOB 12



Batter	1	2	3	4	5	6	7	8	9	AB R H RBI BB SO LOB	TOP											
<b>Rickey Henderson, R</b> OBP: 0.397, SLG: 0.303 (1,7)	1-1 G5-3 BB 1B		1-2 G5-3		4-2 SF8 BB	4-1 HR BB		0-3 K		3 2 1 0 2 1 0	<b>San Diego Padres @ Philadelphia Phillies</b> Veterans Stadium, Philadelphia, PA Sat Jun 01 1996, 7:05 PM EDT Att: 27,623 - Unknown - 75 F											
<b>Steve Finley, L</b> OBP: 0.343, SLG: 0.464 (1,8)	4-0 G5-3 BB		4-0 HR BB		1-0 P9	1-2 HR		0-1 2B		3 2 2 4 2 0 1												
<b>Tony Gwynn, L</b> OBP: 0.400, SLG: 0.402 (1,9)	0-2 G5-3		2-2 HR 1B		0-1 SF8	0-1 G3		0-1 P9		4 1 1 1 0 0 3												
<b>Ken Caminiti, S</b> OBP: 0.370, SLG: 0.534 (1,5)	0-0 L7		0-0 HR		0-1 1B			3-1 P7		5 1 2 3 0 0 1												
<b>Archi Cianfranco, R</b> OBP: 0.364, SLG: 0.435 (1,3)		0-3 K	0-1 2B 1B		0-0 G1-3		1-1 F8	1-1 L8		5 0 1 0 0 1 1												
<b>Brian Johnson, R</b> OBP: 0.347, SLG: 0.570 (1,2)		3-1 FC4-6 1B	0-2 1B		2-0 G4-3	1-1 2B		1-0 G6-3		5 0 3 0 0 0 0												
<b>Jody Reed, R</b> OBP: 0.322, SLG: 0.302 (1,4)		2-2 FC4-6 1B		0-1 G6-3	0-0 E5 BB HR WP	4-1 BB				3 1 0 0 1 0 1												
<b>Andujar Cedeno, R</b> OBP: 0.270, SLG: 0.307 <b>Tim Worrell, R</b> (7,1)		1-0 G5-3		2-3 K	4-2 BB HR BB	1-3 K				3 1 0 0 1 2 3 0 0 0 0 0 0 0												
<b>Sean Bergman, R</b> OBP: 0.080, SLG: 0.080 <b>Scott Livingstone, L</b> OBP: 0.362, SLG: 0.434 <b>Willie Blair, R</b> (6,1) <b>Luis Lopez, S</b> OBP: 0.286, SLG: 0.365 (7,6)			1-3 K2-3	1-2 G4-3	0-3 K		1-0 P8			2 0 0 0 0 1 0 1 0 0 0 0 1 2 0 0 0 0 0 0 0 1 0 0 0 0 0 0												
<b>Inning Stats</b>	R: 0 E: 0 K: 0 S: 6	H: 1 LOB: 1 BB: 1 P: 11	R: 0 E: 0 K: 1 S: 9	H: 1 LOB: 1 BB: 0 P: 15	R: 3 E: 0 K: 1 S: 16	H: 4 LOB: 2 BB: 1 P: 24	R: 0 E: 0 K: 1 S: 8	H: 0 LOB: 0 BB: 0 P: 11	R: 1 E: 0 K: 0 S: 8	H: 1 LOB: 1 BB: 1 P: 13		R: 4 E: 1 K: 1 S: 14	H: 1 LOB: 0 BB: 2 P: 25	R: 0 E: 0 K: 1 S: 9	H: 1 LOB: 2 BB: 1 P: 18	R: 0 E: 0 K: 1 S: 8	H: 1 LOB: 1 BB: 0 P: 9	R: 0 E: 0 K: 0 S: 5	H: 0 LOB: 0 BB: 0 P: 10	1B: 5 2B: 3 3B: 0 HR: 2	SF: 1 SAC: 0 DP: 1 HBP: 0	WP: 1 PB: 0 SB: 1 CS: 0
<b>PITCHER</b>	IP WLS BF H R ER SO BB IBB HBP BLK WP HR S P ERA WHIP											IP WLS BF H R ER SO BB IBB HBP BLK WP HR S P ERA WHIP										
<b>Mike Mims, L</b> ERA: 8.64 <b>Toby Borland, R</b> ERA: 4.99 <b>Dave Leiper, L</b> ERA: 6.0 <b>Ron Blazier, R</b> ERA:	(1,1) 5.0 L 23 7 4 4 3 3 0 0 0 0 1 0 9 19 7.20 2.000	(6,1) 0.2 5 0 3 1 1 2 0 0 0 0 1 0 9 19 13.50 3.000	(6,1) 1.1 7 2 1 0 1 1 0 0 0 0 1 14 24 0.00 2.250	(8,1) 2.0 7 1 0 0 1 0 0 0 0 0 0 13 19 0.00 0.500											(1,1) 5.0 W 22 5 2 2 3 1 0 0 0 0 0 1 19 32 5.40 1.200	(6,1) 1.2 8 3 1 1 1 0 0 0 0 0 0 17 28 0.00 0.429						

AB	35
R	8
H	10
RBI	8
BB	6
SO	6
LOB	12



Batter	1	2	3	4	5	6	7	8	9	AB R H RBI BB SO LOB	BOTTOM			
<b>Ricky Otero, S</b> OBP: 0.391, SLG: 0.263 (1,8)	1-0 F8		1-3 K		1-1 WP 1B		2-1 P7		1-1 P4	5 1 1 0 0 1 0	<b>San Diego Padres @ Philadelphia Phillies</b> Veterans Stadium, Philadelphia, PA Sat Jun 01 1996, 7:05 PM EDT Att: 27,623 - Unknown - 75 F			
<b>Mickey Morandini, L</b> OBP: 0.333, SLG: 0.358 (1,4)	0-0 G5-3			2-0 G3-1 3B	2-2 S 1B		2-1 1B		3-3 K	5 1 3 1 0 1 0				
<b>Mark Whiten, S</b> OBP: 0.376, SLG: 0.393 (1,9)	1-2 P7			2-1 G3-1	4-2 BB		2-2 1B		1-3 1B	3 0 1 1 1 0 0				
<b>Pete Incaviglia, R</b> OBP: 0.336, SLG: 0.575 <b>Ron Blazier, R</b> (8,1)		2-0 FC5-4 HBP		1-2 G5-3 1B	0-2 P4		1-3 K			3 0 1 0 0 1 4 0 0 0 0 0 0 0				
<b>Todd Zeile, R</b> OBP: 0.360, SLG: 0.485 (1,5)		2-1 L4		0-1 G5-3 1B		1-3 K		1-1 L8		4 0 1 0 0 1 1				
<b>Mike Lieberthal, R</b> OBP: 0.329, SLG: 0.506 (1,2)		1-0 FC5-4		2-2 G5-3		0-0 L9		3-3 K		4 0 0 0 0 1 3				
<b>23 Kevin Jordan, R</b> OBP: 0.296, SLG: 0.435 (1,3)		1-2 L8		1-3 K		1-2 G6-3		1-1 2B		4 0 1 0 0 1 3				
<b>Kevin Stocker, S</b> OBP: 0.308, SLG: 0.286 (1,6)			0-3 K		0-0 G4-3		2-0 F8	0-0 G4-1		4 0 0 0 0 1 1				
<b>Mike Mims, L</b> OBP: 0.222, SLG: 0.222 <b>Lee Timlin, S</b> OBP: 0.200, SLG: 0.137 <b>Toby Borland, R</b> <b>Dave Leiper, L</b> <b>Glenn Murray, R</b> OBP: 0.280, SLG: 0.280 (8,7)	(1,1) 5.0 W 22 5 2 2 3 1 0 0 0 0 0 1 19 32 5.40 1.200	(6,1) 1.2 8 3 1 1 1 0 0 0 0 0 0 17 28 0.00 0.429	(7,1) 2.1 8 1 0 0 3 0 0 0 0 0 0 17 28 0.00 0.429	(1,1) 5.0 W 22 5 2 2 3 1 0 0 0 0 0 1 19 32 5.40 1.200	(6,1) 1.2 8 3 1 1 1 0 0 0 0 0 0 17 28 0.00 0.429	(7,1) 2.1 8 1 0 0 3 0 0 0 0 0 0 17 28 0.00 0.429	(1,1) 5.0 W 22 5 2 2 3 1 0 0 0 0 0 1 19 32 5.40 1.200	(6,1) 1.2 8 3 1 1 1 0 0 0 0 0 0 17 28 0.00 0.429	(7,1) 2.1 8 1 0 0 3 0 0 0 0 0 0 17 28 0.00 0.429	1B: 6 2B: 1 3B: 1 HR: 1		SF: 0 SAC: 0 DP: 0 HBP: 1	WP: 1 PB: 0 SB: 1 CS: 0	PA: 38
<b>PITCHER</b>	IP WLS BF H R ER SO BB IBB HBP BLK WP HR S P ERA WHIP											IP WLS BF H R ER SO BB IBB HBP BLK WP HR S P ERA WHIP		

AB	36
R	3
H	9
RBI	3
BB	1
SO	7
LOB	12





Batter	1	2	3	4	5	6	7	8	9	10	11	12	AB	R	H	RBI	BB	SO	LOB	TOP								
Rickey Henderson, R OBP: 0.465, SLG: 0.299	P3										P4		2	2	0	0	4	0	0									
Steve Finley, L OBP: 0.347, SLG: 0.476	E6		G4-3		P3		G4-6-3						5	1	2	3	1	0	3									
Tony Gwynn, L OBP: 0.398, SLG: 0.412	F7						G4-6-3						6	2	2	0	0	2	4									
Ken Caminiti, S OBP: 0.369, SLG: 0.532	G1-3			K			G1-4-3						6	0	2	2	0	1	3									
Wally Joyner, L OBP: 0.435, SLG: 0.500	F8						G4-3						1	0	0	0	1	0	0									
Luis Lopez, S OBP: 0.263, SLG: 0.333	L8												6	0	0	1	0	2	4									
Trevor Hoffman, R (12, 1)													0	0	0	0	0	0	0									
Jody Reed, R Bryce Florie, R	P3												4	0	0	0	0	1	1									
Brian Johnson, R Doug Bochtler, R													1	0	0	0	0	0	0									
Andujar Cedeno, R Brad Ausmus, R													4	2	1	0	1	1	0									
Joey Hamilton, R Mac Williamson, R Willie Blair, R Chris Gwynn, L Scott Sanders, R Archi Cianfranco, R	G6-3												1	0	0	0	0	0	0									
<b>Inning Stats</b>	R: 0 E: 1 K: 8	H: 0 LOB: 1 BB: 0 P: 11	R: 0 E: 0 K: 5	H: 0 LOB: 0 BB: 0 P: 7	R: 0 E: 0 K: 5	H: 0 LOB: 1 BB: 1 P: 10	R: 1 E: 0 K: 2	H: 1 LOB: 1 BB: 1 P: 21	R: 4 E: 0 K: 1	H: 4 LOB: 1 BB: 1 P: 27	R: 0 E: 0 K: 1	H: 0 LOB: 0 BB: 0 P: 9	R: 0 E: 0 K: 3	H: 0 LOB: 1 BB: 2 P: 12	R: 0 E: 0 K: 1	H: 0 LOB: 0 BB: 0 P: 10	R: 3 E: 0 K: 2	H: 1 LOB: 0 BB: 2 P: 30	R: 0 E: 0 K: 7	H: 0 LOB: 0 BB: 0 P: 13	R: 0 E: 0 K: 2	H: 0 LOB: 0 BB: 0 P: 15	R: 0 E: 0 K: 1	H: 2 LOB: 2 BB: 0 P: 25	1B: 4 2B: 2 3B: 1 HR: 1	SF: 0 SAC: 0 DP: 1 HBP: 0	WP: 0 PB: 0 SB: 1 CS: 0	PA: 51
<b>PITCHER</b>	IP WLS BF H R ER SO BB IBB HBP BLK WP HR S P ERA WHIP													IP WLS BF H R ER SO BB IBB HBP BLK WP HR S P ERA WHIP														
Mike Grace, R Russ Springer, R Steve Frey, L Ricky Bottalico, R Ken Ryan, R	(1, 1) (5, 1) (7, 1) (9, 1) (10, 1)	4.2 1.1 2.0 1.0 2.0	23 6 5 6 6	5 0 0 1 0	5 0 0 3 0	2 0 1 2 2	0 0 0 0 0	0 0 0 0 0	0 0 0 0 0	0 0 0 1 0	13 22 10 30 28	0.00 1.500 0.00 3.000 0.000																
Toby Borland, R ERA: 4.73	(12, 1)	1.0	5	2	0	0	2	0	0	0	0	0	0.00	2.000														

San Diego Padres @ Philadelphia Phillies  
Veterans Stadium, Philadelphia, PA  
Sun Jun 02 1996, 3:33 AM EDT  
Att. 32,035 - Sunny - 75 F

AB 44  
R 8  
H 8  
RBI 8  
BB 7  
SO 11  
LOB 19



Batter	1	2	3	4	5	6	7	8	9	10	11	12	AB	R	H	RBI	BB	SO	LOB	BOTTOM						
Ricky Otero, S OBP: 0.497, SLG: 0.333	B2												5	1	3	2	2	0	0							
Mickey Morandini, L OBP: 0.333, SLG: 0.362	F7												6	1	2	0	0	3	3							
Jim Eisenreich, L OBP: 0.366, SLG: 0.339	F8												4	2	2	0	2	0	1							
Mark Whiten, S OBP: 0.385, SLG: 0.439	WP												5	3	3	5	1	1	2							
Todd Zeile, R OBP: 0.359, SLG: 0.481	P6												6	0	2	0	0	2	6							
Benito Santiago, R OBP: 0.310, SLG: 0.490	K												6	0	2	0	0	2	3							
23 Kevin Jordan, R OBP: 0.298, SLG: 0.439	K												6	1	2	0	0	1	3							
Mike Benjamin, R OBP: 0.341, SLG: 0.410	F9												4	1	0	0	1	2	2							
Joe Mauer, R Steve Frey, R Ricky Bottalico, R Chris Gwynn, L Scott Sanders, R Toby Borland, R Willie Blair, R	G4-3												2	0	0	0	0	0	0							
<b>Inning Stats</b>	R: 3 E: 0 K: 1 S: 25	H: 3 LOB: 1 BB: 1 P: 40	R: 0 E: 0 K: 5	H: 0 LOB: 0 BB: 1 P: 13	R: 3 E: 0 K: 2	H: 4 LOB: 1 BB: 0 P: 19	R: 0 E: 0 K: 2	H: 0 LOB: 0 BB: 0 P: 11	R: 1 E: 0 K: 1	H: 2 LOB: 1 BB: 0 P: 16	R: 0 E: 0 K: 1	H: 1 LOB: 1 BB: 0 P: 24	R: 0 E: 0 K: 1	H: 0 LOB: 0 BB: 0 P: 12	R: 0 E: 0 K: 2	H: 0 LOB: 1 BB: 1 P: 15	R: 0 E: 0 K: 1	H: 1 LOB: 1 BB: 0 P: 18	R: 0 E: 0 K: 1	H: 1 LOB: 3 BB: 1 P: 30	R: 0 E: 0 K: 2	H: 1 LOB: 2 BB: 1 P: 20	1B: 11 2B: 3 3B: 0 HR: 2	SF: 0 SAC: 0 DP: 2 HBP: 1	WP: 2 PB: 0 SB: 2 CS: 1	PA: 56
<b>PITCHER</b>	IP WLS BF H R ER SO BB IBB HBP BLK WP HR S P ERA WHIP													IP WLS BF H R ER SO BB IBB HBP BLK WP HR S P ERA WHIP												
Joey Hamilton, R Willie Blair, R Scott Sanders, R Bryce Florie, R Doug Bochtler, R	(1, 1) (5, 1) (6, 1) (8, 1) (10, 1)	4.0 1.0 2.1 1.2 2.0	20 2 10 6 10	7 1 3 0 2	6 1 1 0 0	5 0 2 2 3	0 0 0 0 1	0 0 1 0 0	0 0 29 14 27	83 16 43 25 48	2.250 9.000 3.86 0.600 1.500															
Trevor Hoffman, R ERA: 1.44	(12, 1)	0.2	5	2	1	1	2	0	0	0	0	0	13.50	4.500												

San Diego Padres @ Philadelphia Phillies  
Veterans Stadium, Philadelphia, PA  
Sun Jun 02 1996, 3:33 AM EDT  
Att. 32,035 - Sunny - 75 F

AB 48  
R 9  
H 16  
RBI 7  
BB 6  
SO 14  
LOB 24



Batter	1	2	3	4	5	6	7	8	9	AB	R	H	RBI	BB	SO	LOB	TOP					
<b>Brian Jordan, R</b> OBP: 0.305, SLG: 0.397 (1, 9) C S X	1-3 <b>K</b>			0-0 1B 1B	1-1 1B			1-0 G5-3		4	1	2	0	0	1	0						
<b>Royce Clayton, R</b> OBP: 0.322, SLG: 0.369 (1, 6) L X	0-1 G4-3		3-2 SAFE SAFE SAFE 1B X	1-3 E 1B	2-0 1B			3-1 F9		4	1	2	0	0	0	0						
<b>Willie McGee, S</b> OBP: 0.340, SLG: 0.428 (1, 7) S C X	0-2 G5-3		3-2 SAFE SAFE SAFE 1B X	1-0 S 1B	1-0 G4-3			0-3 K		4	1	1	1	0	1	2						
<b>Ray Lankford, L</b> OBP: 0.373, SLG: 0.543 <b>David Bell, R</b> OBP: 0.250, SLG: 0.253 (4, 5) B X		1-0 G4-3		3-3 SAFE SAFE SAFE 1B X				0-0 F9		2	0	0	0	0	1	0						
<b>Gary Gaetti, R</b> OBP: 0.312, SLG: 0.385 (1, 5) C S X		0-3 K		0-1 E8				1-0 G6-3		4	0	0	0	0	1	0						
<b>John Mabry, L</b> OBP: 0.371, SLG: 0.468 (1, 3) X (4, 9)		0-0 L7		2-3 K				0-3 K		4	0	0	0	0	2	1						
<b>Tom Pagnozzi, R</b> OBP: 0.327, SLG: 0.515 (1, 2) C S X			1-2 G6-3	1-0 F8				0-0 G6-3		3	0	0	0	0	0	1						
<b>Luis Alicea, S</b> OBP: 0.322, SLG: 0.391 (1, 4) C S X			2-2 G4-3		3-1 F7			0-1 F9		3	0	0	0	0	0	0						
<b>Alan Benes, R</b> OBP: 0.130, SLG: 0.136 (1, 1) B X			1-0 G5-3		0-0 G4-3			0-3 K		3	0	0	0	0	1	0						
<b>Inning Stats</b>	R: 0 E: 0 K: 1 S: 8	H: 0 LOB: 0 BB: 0 P: 9	R: 0 E: 0 K: 1 S: 5	H: 0 LOB: 0 BB: 0 P: 6	R: 0 E: 0 K: 0 S: 8	H: 0 LOB: 0 BB: 0 P: 12	R: 3 E: 2 K: 2 S: 19	H: 3 LOB: 1 BB: 0 P: 30	R: 0 E: 0 K: 0 S: 7	H: 2 LOB: 2 BB: 0 P: 14	R: 0 E: 0 K: 1 S: 5	H: 0 LOB: 0 BB: 0 P: 6	R: 0 E: 0 K: 0 S: 6	H: 0 LOB: 0 BB: 0 P: 6	R: 0 E: 0 K: 1 S: 6	H: 0 LOB: 0 BB: 0 P: 10	R: 0 E: 0 K: 0 S: 4	H: 0 LOB: 0 BB: 0 P: 7	1B: 5 2B: 0 3B: 0 HR: 0	SF: 0 SAC: 0 DP: 0 HBP: 0	WP: 0 PB: 0 SB: 3 CS: 0	PA: 33
<b>PITCHER</b> <b>Bob Tewksbury, R</b> ERA: 3.95 (1, 1)	IP: 9.0 WLS: L BF: 33	H: 5 R: 3 ER: 2 SO: 7	BB: 0 IBB: 0 HBP: 0 BLK: 0	WP: 0 HR: 0 S: 68 P: 100	ERA: 2.00 WHIP: 0.556											ERA: 2.00 WHIP: 0.556						

St. Louis Cardinals @ San Diego Padres  
Jack Murphy Stadium, San Diego, CA  
Mon Jun 03 1996, 10:05 PM EDT  
Att: 13,625 - Unknown - 73 F

AB 33  
R 3  
H 5  
RBI 1  
BB 0  
SO 7  
LOB 4



Batter	1	2	3	4	5	6	7	8	9	AB	R	H	RBI	BB	SO	LOB	BOTTOM					
<b>Rickey Henderson, R</b> OBP: 0.411, SLG: 0.302 (1, 7) C S X	4-1 G6-3 BB		4-1 FC4-6 BB		1-2 G6-3			1-2 G3-6-3 1B		2	0	1	0	2	0	0						
<b>Steve Finley, L</b> OBP: 0.341, SLG: 0.467 (1, 8) C S X	1-2 G6-3 1-2f		0-1 FC4-6 1-2f 2-3		1-1 G6-3			0-1 G3-6-3 1B		4	0	0	0	0	0	4						
<b>Tony Gwynn, L</b> OBP: 0.400, SLG: 0.410 (1, 9) B S X	4-0 BB		3-2 F9		0-0 G5-3 1B			3-1 G4-3		3	0	1	0	1	0	2						
<b>Ken Caminiti, S</b> OBP: 0.372, SLG: 0.532 (1, 5) C S X	2-1 F7		1-0 FC6-4 1B		2-1 G5-3 1B			0-1 F8		4	0	2	0	0	0	1						
<b>Archi Cianfrocco, R</b> OBP: 0.347, SLG: 0.412 (1, 3) C S X		1-2 F9		0-0 F9				2-1 FC4-6 1B		4	0	1	0	0	0	3						
<b>Brian Johnson, R</b> OBP: 0.330, SLG: 0.541 (1, 2) B S X		1-2 G6-3		2-3 K				1-1 FC4-6 1B		4	0	0	0	0	1	4						
<b>Luis Lopez, S</b> OBP: 0.250, SLG: 0.315 (1, 6) B S X		2-2 F8		0-0 FC6-4 1-2f				0-3 K		4	0	0	0	0	1	2						
<b>Jody Reed, R</b> OBP: 0.316, SLG: 0.297 (1, 4) C S X			0-0 FC4-6 SH3-4 1B		1-3 K			1-1 G6-3		3	0	1	0	0	1	0						
<b>Bob Tewksbury, R</b> (1, 1) C S X			0-0 SH3-4		1-2 F9			3-2 F9		2	0	0	0	0	0	0						
<b>Inning Stats</b>	R: 0 E: 0 K: 0 S: 6	H: 0 LOB: 1 BB: 2 P: 17	R: 0 E: 0 K: 0 S: 10	H: 0 LOB: 0 BB: 0 P: 14	R: 0 E: 0 K: 0 S: 8	H: 1 LOB: 2 BB: 1 P: 15	R: 0 E: 0 K: 1 S: 6	H: 1 LOB: 1 BB: 0 P: 9	R: 0 E: 0 K: 1 S: 10	H: 0 LOB: 0 BB: 0 P: 13	R: 0 E: 0 K: 0 S: 8	H: 2 LOB: 2 BB: 0 P: 12	R: 0 E: 0 K: 0 S: 9	H: 0 LOB: 0 BB: 0 P: 14	R: 0 E: 0 K: 0 S: 7	H: 1 LOB: 1 BB: 0 P: 11	R: 0 E: 0 K: 1 S: 9	H: 1 LOB: 1 BB: 0 P: 12	1B: 6 2B: 0 3B: 0 HR: 0	SF: 0 SAC: 1 DP: 2 HBP: 0	WP: 0 PB: 0 SB: 0 CS: 0	PA: 34
<b>PITCHER</b> <b>Alan Benes, R</b> ERA: 5.32 (1, 1)	IP: 9.0 WLS: W BF: 34	H: 6 R: 0 ER: 0 SO: 3	BB: 3 IBB: 0 HBP: 0 BLK: 0	WP: 0 HR: 0 S: 73 P: 117	ERA: 0.00 WHIP: 1.000											ERA: 0.00 WHIP: 1.000						

St. Louis Cardinals @ San Diego Padres  
Jack Murphy Stadium, San Diego, CA  
Mon Jun 03 1996, 10:05 PM EDT  
Att: 13,625 - Unknown - 73 F

AB 30  
R 0  
H 6  
RBI 0  
BB 3  
SO 3  
LOB 16



Top half of the baseball scorecard showing batter performance (columns 1-9), pitcher performance (columns 10-19), and team statistics (columns 20-29) for the top half of the game.

St. Louis Cardinals @ San Diego Padres  
Jack Murphy Stadium, San Diego, CA  
Tue Jun 04 1996, 10:05 PM EDT  
Att: 13,427 - Unknown

Team statistics for the top half: AB 42, R 11, H 15, RBI 8, BB 5, SO 7, LOB 28.

Summary statistics for both teams, including Inning Stats, PITCHER performance metrics (IP, WLS, BF, H, R, ER, SO, BB, IBB, HBP, BLK, WP, HR, S, P, ERA, WHIP), and additional team statistics (1B, SF, 2B, 3B, HR, WP, PA, FB, SB, CS).

Bottom half of the baseball scorecard showing batter performance (columns 1-9), pitcher performance (columns 10-19), and team statistics (columns 20-29) for the bottom half of the game.

St. Louis Cardinals @ San Diego Padres  
Jack Murphy Stadium, San Diego, CA  
Tue Jun 04 1996, 10:05 PM EDT  
Att: 13,427 - Unknown

Team statistics for the bottom half: AB 33, R 5, H 10, RBI 5, BB 6, SO 7, LOB 17.

Summary statistics for both teams, including Inning Stats, PITCHER performance metrics (IP, WLS, BF, H, R, ER, SO, BB, IBB, HBP, BLK, WP, HR, S, P, ERA, WHIP), and additional team statistics (1B, SF, 2B, 3B, HR, WP, PA, FB, SB, CS).

Batter	1	2	3	4	5	6	7	8	9	AB	R	H	RBI	BB	SO	LOB	TOP					
Brian Jordan, R OBP: 0.303, SLG: 0.382 (1, 9)	G6-3		G6-3														4 1 1 0 1 1 0					
Ozzie Smith, S OBP: 0.321, SLG: 0.308 (1, 6)	1B			F8		G4-3		F8	G3-1								5 0 1 0 0 0 3					
Willie McGee, S OBP: 0.367, SLG: 0.449 (1, 7)	G1-6-3			G3		WP		1B	E6								5 2 4 1 0 0 1					
Ray Lankford, L OBP: 0.368, SLG: 0.534 (1, 8)	G1-6-3			G3		F7		L4	K								5 0 0 0 0 1 7					
Gary Gaetti, R OBP: 0.317, SLG: 0.401 (1, 5)		G5-3		F7		E6		1B									4 0 1 0 0 0 2					
John Mabry, L OBP: 0.383, SLG: 0.472 (1, 3)		G1-3				FC3-6											4 0 3 1 0 0 0					
Tom Pagnozzi, R OBP: 0.328, SLG: 0.509 (1, 2)				F8		F8		F9									4 0 0 0 0 0 5					
Luis Alicaia, S OBP: 0.318, SLG: 0.381 (1, 4)				F8		FC3-6		F8									4 0 0 0 0 0 1					
Donovan Osborne, S OBP: 0.190, SLG: 0.238 Rick Honeycutt, L Cory Bailey, R Tony Fossas, L				G6-3		K		K									3 0 0 0 0 2 1 0 0 0 0 0 0 0 0 0 0 0 0 1 0 0 0 0 0 0 0 0 0 0					
<b>Inning Stats</b>	R: 0 E: 0 K: 0 S: 6	H: 2 LOB: 1 BB: 0 P: 9	R: 0 E: 0 K: 0 S: 7	H: 0 LOB: 0 BB: 0 P: 13	R: 0 E: 0 K: 0 S: 8	H: 0 LOB: 0 BB: 0 P: 12	R: 0 E: 0 K: 0 S: 8	H: 1 LOB: 1 BB: 0 P: 17	R: 0 E: 0 K: 1 S: 9	H: 1 LOB: 1 BB: 0 P: 13	R: 2 E: 1 K: 0 S: 10	H: 3 LOB: 2 BB: 0 P: 15	R: 0 E: 0 K: 0 S: 10	H: 0 LOB: 0 BB: 0 P: 16	R: 1 E: 0 K: 0 S: 13	H: 3 LOB: 3 BB: 2 P: 19	R: 1 E: 1 K: 1 S: 23	H: 0 LOB: 2 BB: 2 P: 38	1B: 10 2B: 0 3B: 0 HR: 0	SF: 0 SAC: 0 DP: 1 HBP: 0	WP: 1 PA: 40 PB: 0 SB: 0 CS: 0	
<b>PITCHER</b>	IP WLS BF H R ER SO BB IBB HBP BLK WP HR S P ERA WHIP	IP WLS BF H R ER SO BB IBB HBP BLK WP HR S P ERA WHIP	IP WLS BF H R ER SO BB IBB HBP BLK WP HR S P ERA WHIP	IP WLS BF H R ER SO BB IBB HBP BLK WP HR S P ERA WHIP	IP WLS BF H R ER SO BB IBB HBP BLK WP HR S P ERA WHIP	IP WLS BF H R ER SO BB IBB HBP BLK WP HR S P ERA WHIP	IP WLS BF H R ER SO BB IBB HBP BLK WP HR S P ERA WHIP	IP WLS BF H R ER SO BB IBB HBP BLK WP HR S P ERA WHIP	IP WLS BF H R ER SO BB IBB HBP BLK WP HR S P ERA WHIP	IP WLS BF H R ER SO BB IBB HBP BLK WP HR S P ERA WHIP	IP WLS BF H R ER SO BB IBB HBP BLK WP HR S P ERA WHIP	IP WLS BF H R ER SO BB IBB HBP BLK WP HR S P ERA WHIP	IP WLS BF H R ER SO BB IBB HBP BLK WP HR S P ERA WHIP	IP WLS BF H R ER SO BB IBB HBP BLK WP HR S P ERA WHIP	IP WLS BF H R ER SO BB IBB HBP BLK WP HR S P ERA WHIP	IP WLS BF H R ER SO BB IBB HBP BLK WP HR S P ERA WHIP	IP WLS BF H R ER SO BB IBB HBP BLK WP HR S P ERA WHIP	IP WLS BF H R ER SO BB IBB HBP BLK WP HR S P ERA WHIP	IP WLS BF H R ER SO BB IBB HBP BLK WP HR S P ERA WHIP	IP WLS BF H R ER SO BB IBB HBP BLK WP HR S P ERA WHIP	IP WLS BF H R ER SO BB IBB HBP BLK WP HR S P ERA WHIP	IP WLS BF H R ER SO BB IBB HBP BLK WP HR S P ERA WHIP

St. Louis Cardinals @ San Diego Padres  
Jack Murphy Stadium, San Diego, CA  
Wed Jun 05 1996, 10:05 PM EDT  
Att: 12,216 - Unknown - 68 F

AB	38
R	4
H	10
RBI	2
BB	2
SO	4
LOB	20




Batter	1	2	3	4	5	6	7	8	9	AB	R	H	RBI	BB	SO	LOB	BOTTOM				
Rickey Henderson, R OBP: 0.415, SLG: 0.323 (1, 7)	F8		F9			L6-3		2B	FC1-5								4 0 1 0 1 0 3				
Steve Finley, L OBP: 0.343, SLG: 0.483 (1, 8)	F9			K		L6-3			FC3-6								5 1 1 0 0 1 3				
Tony Gwynn, L OBP: 0.392, SLG: 0.414 (1, 9)	F8			F9				G1-3									5 1 1 3 0 0 2				
Ken Caminiti, S OBP: 0.376, SLG: 0.539 (1, 5)		F9		G4-3													3 1 1 0 1 0 0				
Archi Cianfrocco, R OBP: 0.350, SLG: 0.413 Trevor Hoffman, R				K													4 1 1 0 0 3 3 0 0 0 0 0 0 0				
Brian Johnson, R OBP: 0.315, SLG: 0.520 (1, 2)		G5-3				F9		SF9	FC6-4								3 0 0 1 0 0 3				
Jody Reed, R OBP: 0.324, SLG: 0.303 (1, 4)				G5-3		FC6-4		1B									3 1 2 0 1 0 0				
Andujar Cedeno, R OBP: 0.281, SLG: 0.324 (1, 6)				SH2-4		FC6-4											4 0 3 1 0 0 1				
Andy Ashby, R OBP: 0.305, SLG: 0.454 Brad Ausmus, R Scott Sanders, R Marc Newfield, R Doug Bochtler, R Chris Gwynn, L				SH2-4													0 0 0 0 0 0 0 1 0 0 0 0 0 0 0 0 0 0 0 0 0 1 0 0 0 0 0 1 0 0 0 0 0 0 0 1 1 0 1 0 0 1				
<b>Inning Stats</b>	R: 0 E: 0 K: 0 S: 6	H: 0 LOB: 0 BB: 0 P: 12	R: 0 E: 0 K: 1 S: 8	H: 0 LOB: 0 BB: 0 P: 10	R: 0 E: 0 K: 0 S: 12	H: 1 LOB: 1 BB: 0 P: 17	R: 0 E: 0 K: 1 S: 7	H: 0 LOB: 0 BB: 0 P: 11	R: 0 E: 0 K: 0 S: 5	H: 0 LOB: 1 BB: 1 P: 10	R: 2 E: 0 K: 1 S: 13	H: 3 LOB: 2 BB: 1 P: 24	R: 0 E: 0 K: 1 S: 12	H: 2 LOB: 3 BB: 1 P: 22	R: 4 E: 1 K: 0 S: 15	H: 3 LOB: 0 BB: 0 P: 23	1B: 6 2B: 4 3B: 0 HR: 1	SF: 1 SAC: 1 DP: 1 HBP: 0	WP: 0 PA: 39 PB: 0 SB: 0 CS: 0		
<b>PITCHER</b>	IP WLS BF H R ER SO BB IBB HBP BLK WP HR S P ERA WHIP	IP WLS BF H R ER SO BB IBB HBP BLK WP HR S P ERA WHIP	IP WLS BF H R ER SO BB IBB HBP BLK WP HR S P ERA WHIP	IP WLS BF H R ER SO BB IBB HBP BLK WP HR S P ERA WHIP	IP WLS BF H R ER SO BB IBB HBP BLK WP HR S P ERA WHIP	IP WLS BF H R ER SO BB IBB HBP BLK WP HR S P ERA WHIP	IP WLS BF H R ER SO BB IBB HBP BLK WP HR S P ERA WHIP	IP WLS BF H R ER SO BB IBB HBP BLK WP HR S P ERA WHIP	IP WLS BF H R ER SO BB IBB HBP BLK WP HR S P ERA WHIP	IP WLS BF H R ER SO BB IBB HBP BLK WP HR S P ERA WHIP	IP WLS BF H R ER SO BB IBB HBP BLK WP HR S P ERA WHIP	IP WLS BF H R ER SO BB IBB HBP BLK WP HR S P ERA WHIP	IP WLS BF H R ER SO BB IBB HBP BLK WP HR S P ERA WHIP	IP WLS BF H R ER SO BB IBB HBP BLK WP HR S P ERA WHIP	IP WLS BF H R ER SO BB IBB HBP BLK WP HR S P ERA WHIP	IP WLS BF H R ER SO BB IBB HBP BLK WP HR S P ERA WHIP	IP WLS BF H R ER SO BB IBB HBP BLK WP HR S P ERA WHIP	IP WLS BF H R ER SO BB IBB HBP BLK WP HR S P ERA WHIP	IP WLS BF H R ER SO BB IBB HBP BLK WP HR S P ERA WHIP	IP WLS BF H R ER SO BB IBB HBP BLK WP HR S P ERA WHIP	IP WLS BF H R ER SO BB IBB HBP BLK WP HR S P ERA WHIP

St. Louis Cardinals @ San Diego Padres  
Jack Murphy Stadium, San Diego, CA  
Wed Jun 05 1996, 10:05 PM EDT  
Att: 12,216 - Unknown - 68 F


AB	34
R	6
H	10
RBI	6
BB	3
SO	5
LOB	18



Batter	1	2	3	4	5	6	7	8	9	AB	R	H	RBI	BB	SO	LOB	TOP										
<b>Carlos Garcia, R</b> OBP: 0.367, SLG: 0.431 (1.4)	G6-3		K	SF8			K		G1-3	4	0	0	1	0	2	0	<b>Pittsburgh Pirates @ San Diego Padres</b> Jack Murphy Stadium, San Diego, CA Fri Jun 07 1996, 10:05 PM EDT Att: 20,312 - Unknown - 72 F										
<b>Al Martin, L</b> OBP: 0.330, SLG: 0.434 (1.7)	E		G4-3	FC5			K		G3	5	1	1	0	0	1	2											
<b>Jeff King, R</b> OBP: 0.333, SLG: 0.518 <b>Mark Johnson, L</b> OBP: 0.344, SLG: 0.494 (9.3)	E9		WP						BB	5	3	4	2	0	0	0											
<b>Orlando Merced, S</b> OBP: 0.366, SLG: 0.463 (1.9)			G6-3						BB	3	2	2	2	2	0	1											
<b>Charlie Hayes, R</b> OBP: 0.313, SLG: 0.423 (1.5)	K			L5					BB	4	1	0	0	1	1	2											
<b>Mike Kingsley, L</b> OBP: 0.290, SLG: 0.296 (1.8)	G5-3								BB	5	2	3	3	0	0	0											
<b>Jay Bell, R</b> OBP: 0.322, SLG: 0.379 (1.6)			F7	SF8			K		F7	5	1	1	0	0	1	1											
<b>1B Jason Kendall, R</b> OBP: 0.328, SLG: 0.383 (1.2)	G5-3			FC5					FC5-4	4	0	1	0	1	0	2											
<b>Zane Smith, L</b> OBP: 0.190, SLG: 0.190 (1.1)	K								K	4	0	1	1	0	2	2											
<b>Inning Stats</b>	R: 3 E: 1 K: 1 S: 16	H: 3 LOB: 0 BB: 0 P: 22	R: 0 E: 0 K: 1 S: 7	H: 0 LOB: 0 BB: 0 P: 7	R: 0 E: 0 K: 1 S: 7	H: 1 LOB: 1 BB: 0 P: 12	R: 2 E: 0 K: 0 S: 11	H: 3 LOB: 2 BB: 1 P: 19	R: 0 E: 0 K: 0 S: 9	H: 0 LOB: 0 BB: 1 P: 14	R: 0 E: 0 K: 1 S: 11	H: 1 LOB: 1 BB: 0 P: 13	R: 1 E: 0 K: 2 S: 14	H: 1 LOB: 1 BB: 1 P: 22	R: 0 E: 0 K: 1 S: 9	H: 1 LOB: 1 BB: 0 P: 11		R: 4 E: 1 K: 0 S: 17	H: 3 LOB: 1 BB: 1 P: 30	1B: 6 2B: 5 3B: 0 HR: 2	SF: 1 SAC: 0 DP: 1 HBP: 0	WP: 1 PB: 0 SB: 1 CS: 0	PA: 44				
<b>PITCHER</b>	IP	WLS	BF	H	R	ER	SO	BB	IBB	HBP	BLK	WP	HR	S	P	ERA	WHIP										
<b>Sean Bergman, R</b> ERA: 5.02 (1.1)	5.0	L	23	7	5	5	3	1	1	0	0	1	1	50	75	9.00	1.600										
<b>Scott Sanders, R</b> ERA: 3.64 (6.1)	2.0		9	2	1	1	3	1	0	0	0	0	1	25	34	4.50	1.500										
<b>Ron Villone, L</b> ERA: (8.1)	1.0		4	1	0	0	1	0	0	0	0	0	0	9	11	0.00	1.000										
<b>Tim Worrell, R</b> ERA: 1.95 (9.1)	0.2		7	3	4	3	0	1	0	0	0	0	0	16	28	40.50	6.000										
<b>Bryce Florie, R</b> ERA: 3.03 (9.1)	0.1		1	0	0	0	0	0	0	0	0	0	0	1	2	0.00	0.000										

Batter	1	2	3	4	5	6	7	8	9	AB	R	H	RBI	BB	SO	LOB	BOTTOM										
<b>Rickey Henderson, R</b> OBP: 0.412, SLG: 0.318 (1.7)	G4-3		F9							3	0	0	0	1	0	1	<b>Pittsburgh Pirates @ San Diego Padres</b> Jack Murphy Stadium, San Diego, CA Fri Jun 07 1996, 10:05 PM EDT Att: 20,312 - Unknown - 72 F										
<b>Steve Finley, L</b> OBP: 0.342, SLG: 0.479 (1.8)	K			G3					K	4	0	1	0	0	2	1											
<b>Tony Gwynn, L</b> OBP: 0.365, SLG: 0.405 <b>Tim Worrell, R</b> ERA: <b>Bryce Florie, R</b> ERA: (9.1)	G4-3									4	0	0	0	0	0	2											
<b>Ken Caminiti, S</b> OBP: 0.378, SLG: 0.538 (1.5)			F8						F9	4	0	2	0	0	0	0											
<b>Archi Cianfrocco, R</b> OBP: 0.357, SLG: 0.418 (1.3)	K			FC5-4					F9	4	0	2	0	0	1	2											
<b>Brian Johnson, R</b> OBP: 0.313, SLG: 0.509 (1.2)	G6-3			FC5-4					G4-6-3	4	0	1	0	0	0	3											
<b>Jody Reed, R</b> OBP: 0.324, SLG: 0.300 (1.4)										2	0	0	0	1	0	1											
<b>Andujar Cedeno, R</b> OBP: 0.276, SLG: 0.317 (1.6)				L6					G1-6-3	3	0	0	0	0	0	2											
<b>Sean Bergman, R</b> OBP: 0.307, SLG: 0.077 <b>Brad Ausmus, R</b> OBP: 0.271, SLG: 0.246 <b>Scott Sanders, R</b> ERA: <b>Ron Villone, L</b> ERA: <b>Marc Newfield, R</b> OBP: 0.331, SLG: 0.445 (9.9)				F9					L3	1	0	0	0	0	0	1											
<b>Inning Stats</b>	R: 0 E: 0 K: 1 S: 6	H: 0 LOB: 0 BB: 0 P: 10	R: 0 E: 0 K: 1 S: 9	H: 0 LOB: 0 BB: 0 P: 15	R: 0 E: 0 K: 0 S: 12	H: 0 LOB: 1 BB: 1 P: 20	R: 0 E: 0 K: 0 S: 10	H: 2 LOB: 0 BB: 0 P: 16	R: 0 E: 0 K: 0 S: 7	H: 0 LOB: 0 BB: 0 P: 12	R: 0 E: 0 K: 0 S: 14	H: 2 LOB: 2 BB: 0 P: 21	R: 0 E: 0 K: 1 S: 5	H: 1 LOB: 0 BB: 0 P: 8	R: 0 E: 0 K: 1 S: 7	H: 0 LOB: 1 BB: 1 P: 16	R: 0 E: 0 K: 0 S: 5	H: 1 LOB: 0 BB: 0 P: 8	1B: 6 2B: 0 3B: 0 HR: 0	SF: 0 SAC: 0 DP: 2 HBP: 0	WP: 0 PB: 1 SB: 2 CS: 0	PA: 33					
<b>PITCHER</b>	IP	WLS	BF	H	R	ER	SO	BB	IBB	HBP	BLK	WP	HR	S	P	ERA	WHIP										
<b>Zane Smith, L</b> ERA: 3.57 (1.1)	9.0	W	33	6	0	0	3	2	0	0	0	0	0	75	126	0.00	0.889										

AB 39  
R 10  
H 13  
RBI 9  
BB 4  
SO 7  
LOB 10



AB 31  
R 0  
H 6  
RBI 0  
BB 2  
SO 3  
LOB 13



Batter	1	2	3	4	5	6	7	8	9	10	11	12	13	14	AB	R	H	RBI	BB	SO	LOB	TOP						
Carlos Garcia, R OBP: 0.373, SLG: 0.448 (1.4)	G4-3	E6		G6-3								K				8	2	4	2	0	1	3						
Al Martin, L OBP: 0.335, SLG: 0.448 (8.7)	HR WP 1B	SF8			F8	G1-3								HR 1B		6	2	3	3	1	1	2						
Jeff King, R OBP: 0.335, SLG: 0.511 (1.3)	K	FC5														7	0	2	0	1	3	4						
Orlando Merced, S OBP: 0.371, SLG: 0.476 (1.9)	HR																											
Charlie Hayes, R OBP: 0.317, SLG: 0.420 67 Francisco Cordova, R OBP: 0.333, SLG: 0.333 (12.1)	G6-3																											
Dave Clark, L OBP: 0.383, SLG: 0.435 (8.1)																												
Ramon Morel, R OBP: 0.276, SLG: 0.309 (10, PH)																												
Nelson Lirio, S OBP: 0.273, SLG: 0.366 Dan Miceli, R (12.5)																												
John Wehner, R OBP: 0.273, SLG: 0.366 Jay Bell, R OBP: 0.325, SLG: 0.378 (1.6)																												
16 Jason Kendall, R OBP: 0.321, SLG: 0.372 (1.2)																												
Matt Ruebel, L OBP: 0.313, SLG: 0.443 Mark Johnson, R OBP: 0.325, SLG: 0.333 Dan Miceli, R OBP: 0.273, SLG: 0.366 Mike Kingery, L OBP: 0.325, SLG: 0.378 (8.8)																												
<b>Inning Stats</b>	R: 2 E: 0 K: 1 S: 12	H: 2 LOB: 0 BB: 0 P: 22	R: 2 E: 1 K: 0 S: 14	H: 2 LOB: 2 BB: 1 P: 29	R: 0 E: 0 K: 3 S: 11	H: 0 LOB: 0 BB: 0 P: 18	R: 0 E: 1 K: 0 S: 7	H: 0 LOB: 1 BB: 0 P: 9	R: 0 E: 0 K: 2 S: 11	H: 1 LOB: 2 BB: 1 P: 19	R: 0 E: 0 K: 1 S: 14	H: 1 LOB: 3 BB: 2 P: 27	R: 1 E: 0 K: 2 S: 13	H: 2 LOB: 3 BB: 2 P: 22	R: 1 E: 0 K: 0 S: 10	H: 1 LOB: 1 BB: 1 P: 17	R: 0 E: 0 K: 2 S: 8	H: 0 LOB: 0 BB: 0 P: 11	R: 0 E: 0 K: 1 S: 11	H: 1 LOB: 2 BB: 1 P: 21	R: 0 E: 0 K: 1 S: 11	H: 1 LOB: 1 BB: 0 P: 17	R: 2 E: 0 K: 0 S: 14	H: 3 LOB: 0 BB: 0 P: 24	1B: 13 2B: 1 3B: 0 HR: 2	SF: 2 SAC: 0 DP: 1 HBP: 0	WP: 1 PB: 0 SB: 4 CS: 0	PA: 68


PITCHER	IP	WLS	BF	H	R	ER	SO	BB	IBB	HBP	BLK	WP	HR	S	P	ERA	WHIP
Joe Hamilton, R ERA: 4.38 (7.1)	6.0		29	7	5	4	6	2	0	0	0	0	0	14	112	6.00	1.500
Bryce Florie, R ERA: 2.93 (8.1)	1.0	6	1	0	0	1	1	1	0	0	0	0	0	3	4	27.00	3.000
Doug Bochler, R ERA: 1.66 (8.1)	0.1	2	1	0	0	0	0	0	0	0	0	0	0	7	11	0.00	6.000
Ron Villone, L ERA: 1.81 (8.1)	2.1	11	2	1	1	2	2	0	0	0	0	0	0	21	35	3.86	1.714

Batter	1	2	3	4	5	6	7	8	9	10	11	12	13	14	AB	R	H	RBI	BB	SO	LOB	BOTTOM						
Rickey Henderson, R OBP: 0.413, SLG: 0.514 (1.7)	G3-1 2B BB	G4-3														5	2	1	1	2	0	1						
Steve Finley, L OBP: 0.337, SLG: 0.478 (1.8)	F9															7	1	1	1	0	0	2						
Tony Gwynn, L OBP: 0.391, SLG: 0.416 (1.9)	G3-1															5	1	3	1	1	0	1						
Ken Caminiti, S OBP: 0.375, SLG: 0.526 (1.5)																												
Archi Cianfrocio, R OBP: 0.352, SLG: 0.419 (1.3)																												
Jody Reed, R OBP: 0.327, SLG: 0.295 (1.4)	L4																											
Brad Ausmus, R OBP: 0.276, SLG: 0.252 (1.2)																												
Andujar Castano, R OBP: 0.278, SLG: 0.320 (6, PH)																												
Luis Lopez, S OBP: 0.250, SLG: 0.312 (7.6)																												
Joe Hamilton, R OBP: 0.313, SLG: 0.443 Chris Gwynn, L OBP: 0.325, SLG: 0.333 Doug Bochler, R OBP: 0.273, SLG: 0.366 Ron Villone, L OBP: 0.273, SLG: 0.366 Trevor Hoffman, R OBP: 0.325, SLG: 0.378 Mike Kingery, L OBP: 0.325, SLG: 0.378 (11.1)																												
<b>Inning Stats</b>	R: 2 E: 0 K: 0 S: 13	H: 1 LOB: 1 BB: 1 P: 22	R: 0 E: 0 K: 0 S: 10	H: 1 LOB: 1 BB: 1 P: 17	R: 0 E: 0 K: 0 S: 3	H: 0 LOB: 0 BB: 1 P: 7	R: 0 E: 0 K: 1 S: 20	H: 3 LOB: 1 BB: 1 P: 31	R: 0 E: 0 K: 0 S: 7	H: 0 LOB: 0 BB: 0 P: 9	R: 0 E: 0 K: 2 S: 10	H: 1 LOB: 1 BB: 1 P: 18	R: 2 E: 0 K: 1 S: 14	H: 1 LOB: 2 BB: 1 P: 23	R: 0 E: 0 K: 0 S: 9	H: 0 LOB: 1 BB: 1 P: 17	R: 0 E: 0 K: 0 S: 10	H: 1 LOB: 1 BB: 0 P: 14	R: 0 E: 0 K: 1 S: 5	H: 0 LOB: 0 BB: 0 P: 8	R: 0 E: 0 K: 2 S: 8	H: 0 LOB: 1 BB: 0 P: 11	R: 0 E: 0 K: 1 S: 9	H: 2 LOB: 1 BB: 0 P: 13	1B: 9 2B: 3 3B: 1 HR: 0	SF: 1 SAC: 1 DP: 1 HBP: 1	WP: 0 PB: 0 SB: 1 CS: 2	PA: 60

PITCHER	IP	WLS	BF	H	R	ER	SO	BB	IBB	HBP	BLK	WP	HR	S	P	ERA	WHIP
Matt Ruebel, L ERA: 5.32 (6.1)	5.0		23	5	5	2	2	3	0	0	0	0	0	11	86	9.00	1.600
Marc Wilkins, R ERA: 4.26 (7.1)	1.0	5	1	1	1	2	2	0	0	0	0	0	0	11	23	9.00	3.000
Dan Plesac, L ERA: 4.44 (8.1)	1.0	4	1	1	1	1	0	0	0	0	0	0	0	13	18	9.00	1.000
Ramon Morel, R ERA: 4.44 (10.1)	2.0	9	3	0	0	0	0	0	0	0	0	0	0	21	30	0.00	1.500
Dan Miceli, R ERA: 6.57 (10.1)	2.0	8	1	0	0	0	1	0	0	0	0	0	0	19	31	0.00	1.000

**Pittsburgh Pirates @ San Diego Padres**  
**Jack Murphy Stadium, San Diego, CA**  
 Sat Jun 08 1996, 10:05 PM EDT  
 Att: 41,378 - Unknown - 73 F

AB: 58  
 R: 9  
 H: 17  
 RBI: 9  
 BB: 8  
 SO: 12  
 LOB: 34




**Pittsburgh Pirates @ San Diego Padres**  
**Jack Murphy Stadium, San Diego, CA**  
 Sat Jun 08 1996, 10:05 PM EDT  
 Att: 41,378 - Unknown - 73 F


AB: 51  
 R: 8  
 H: 13  
 RBI: 8  
 BB: 6  
 SO: 8  
 LOB: 21



Batter	1	2	3	4	5	6	7	8	9	AB	R	H	RBI	BB	SO	LOB	TOP			
<b>Carlos Garcia, R</b> OBP: 0.368, SLG: 0.447 (1, 4)	F8	FC6		G6-3		E	K			5	1	1	2	0	1	4	<b>Pittsburgh Pirates @ San Diego Padres</b> Jack Murphy Stadium, San Diego, CA Sun Jun 09 1996, 6:33 AM EDT Att: 30,932 - Sunny - 78 F			
<b>Al Martin, L</b> OBP: 0.332, SLG: 0.443 (1, 8) (8, 7)	K		G3-1		K	E4				5	1	1	0	0	2	0				
<b>Mark Johnson, L</b> OBP: 0.364, SLG: 0.517 (1, 3)	1B	1B	K		CS	E8		P6		5	2	3	0	0	1	1				
<b>Orlando Merced, S</b> OBP: 0.382, SLG: 0.480 (1, 9)	1B	1B			BB	BB		L9		3	0	2	1	2	0	1				
<b>Charlie Hayes, R</b> OBP: 0.318, SLG: 0.417 (1, 5)	1B		K		BB	BB		K		4	0	1	1	1	2	3				
<b>Dave Clark, L</b> OBP: 0.385, SLG: 0.411 <b>Mike Kingery, L</b> OBP: 0.279, SLG: 0.283 (1, 7) (8, 8)	G1-3			G5-3		K			P6	4	0	0	0	0	2	4				
<b>Jay Bell, R</b> OBP: 0.322, SLG: 0.374 (1, 6)			K		E3	SH1-4	BB	P6	F7	5	1	1	0	0	1	0				
<b>Keith Osik, R</b> OBP: 0.400, SLG: 0.481 (1, 2)	L9				SH1-4	BB		L8	P3	4	1	1	0	1	0	0				
<b>Danny Darwin, R</b> OBP: 0.231, SLG: 0.462 <b>Jason Christiansen, R</b> (9, 1)			FC6	1B	SH1-4			SH3-4		2	0	2	0	0	0	0				
<b>Inning Stats</b>	R: 1 E: 0 K: 1 S: 13	H: 3 LOB: 2 BB: 0 P: 19	R: 0 E: 0 K: 1 S: 11	H: 1 LOB: 1 BB: 0 P: 14	R: 0 E: 0 K: 2 S: 11	H: 0 LOB: 1 BB: 1 P: 19	R: 0 E: 1 K: 0 S: 14	H: 0 LOB: 2 BB: 1 P: 22	R: 0 E: 0 K: 1 S: 9	H: 1 LOB: 1 BB: 1 P: 14	R: 5 E: 2 K: 2 S: 24	H: 5 LOB: 2 BB: 1 P: 39	R: 0 E: 0 K: 1 S: 9	H: 1 LOB: 0 BB: 0 P: 15	R: 0 E: 0 K: 0 S: 5	H: 0 LOB: 0 BB: 0 P: 9		1B: 10 2B: 2 3B: 0 HR: 0	SF: 0 SAC: 2 DP: 0 HBP: 0	WP: 0 PB: 0 SB: 0 CS: 1
<b>PITCHER</b>	IP	WLS	BF	H	R	ER	SO	BB	IBB	HBP	BLK	WP	HR	S	P	ERA	WHIP			
<b>Bob Tewksbury, R</b> ERA: 4.01 (1, 1)	5.2	L	30	9	6	3	6	3	0	0	0	0	0	75	113	4.76	2.118			
<b>Scott Sanders, R</b> ERA: 3.39 (6, 1)	2.1		11	3	0	0	3	1	0	0	0	0	0	25	44	0.00	1.714			
<b>Ron Villone, L</b> ERA: (9, 1)	1.0		3	0	0	0	0	0	0	0	0	0	0	5	9	0.00	0.000			

Batter	1	2	3	4	5	6	7	8	9	AB	R	H	RBI	BB	SO	LOB	BOTTOM					
<b>Steve Finley, L</b> OBP: 0.336, SLG: 0.474 (1, 8)	CS		K			K			F9	4	0	1	0	0	2	1	<b>Pittsburgh Pirates @ San Diego Padres</b> Jack Murphy Stadium, San Diego, CA Sun Jun 09 1996, 6:33 AM EDT Att: 30,932 - Sunny - 78 F					
<b>Jody Reed, R</b> OBP: 0.322, SLG: 0.289 (1, 4)	P3			F9				F9	G6-3	4	0	0	0	0	0	1						
<b>Tony Gwynn, L</b> OBP: 0.393, SLG: 0.423 (1, 9)	F8			F7				1B	2B	4	0	2	0	0	0	0						
<b>Ken Caminiti, S</b> OBP: 0.367, SLG: 0.514 (1, 5)		K		F8				F8	F7	4	0	0	0	0	1	2						
<b>Jason Thompson, L</b> (1, 3)	G3-1				L7			F7		3	0	0	0	0	0	1						
<b>Marc Newfield, R</b> OBP: 0.376, SLG: 0.476 (1, 7)	G6-3				G5-3			1B	1B	3	0	1	0	0	0	0						
<b>Brian Johnson, R</b> OBP: 0.507, SLG: 0.500 (1, 2)						G4-3				2	0	0	0	0	0	0						
<b>Scott Sanders, R</b> (6, 1)										0	0	0	0	0	0	0						
<b>Chris Gwynn, L</b> OBP: 0.359, SLG: 0.273 (8, PH)										1	0	1	0	0	0	0						
<b>Archi Cianfrocco, R</b> OBP: 0.352, SLG: 0.419 (9, 2)										0	0	0	0	0	0	0						
<b>Luis Lopez, S</b> OBP: 0.241, SLG: 0.300 (1, 6)										3	0	0	0	0	0	2						
<b>Bob Tewksbury, R</b> OBP: 0.071, SLG: 0.037 (1, 1)										1	0	1	0	0	0	0						
<b>Brad Ausmus, R</b> OBP: 0.272, SLG: 0.248 (6, 2)										2	0	0	0	0	1	1						
<b>Ron Villone, L</b> (9, 1)										0	0	0	0	0	0	0						
<b>Inning Stats</b>	R: 0 E: 0 K: 0 S: 7	H: 1 LOB: 0 BB: 0 P: 10	R: 0 E: 0 K: 1 S: 10	H: 0 LOB: 0 BB: 0 P: 12	R: 0 E: 0 K: 1 S: 9	H: 1 LOB: 1 BB: 0 P: 16	R: 0 E: 0 K: 0 S: 5	H: 0 LOB: 0 BB: 0 P: 5	R: 0 E: 0 K: 0 S: 8	H: 0 LOB: 0 BB: 0 P: 11	R: 0 E: 0 K: 1 S: 6	H: 0 LOB: 0 BB: 0 P: 8	R: 0 E: 0 K: 0 S: 11	H: 1 LOB: 1 BB: 0 P: 18	R: 0 E: 0 K: 1 S: 12	H: 2 LOB: 1 BB: 0 P: 19	R: 0 E: 0 K: 0 S: 8	H: 1 LOB: 1 BB: 0 P: 11	1B: 5 2B: 2 3B: 0 HR: 0	SF: 0 SAC: 0 DP: 1 HBP: 0	WP: 0 PB: 0 SB: 0 CS: 1	PA: 31
<b>PITCHER</b>	IP	WLS	BF	H	R	ER	SO	BB	IBB	HBP	BLK	WP	HR	S	P	ERA	WHIP					
<b>Danny Darwin, R</b> ERA: 2.77 (1, 1)	8.0	W	27	5	0	0	4	0	0	0	0	0	0	68	99	0.00	0.625					
<b>Jason Christiansen, L</b> ERA: 7.56 (9, 1)	1.0		4	1	0	0	0	0	0	0	0	0	0	8	11	0.00	1.000					

Batter	1	2	3	4	5	6	7	8	9	AB	R	H	RBI	BB	SO	LOB	TOP																
Thomas Howard, S (1,7) OBP: 0.259, SLG: 0.293 Jeff Brantley, R (8,1)	P5		F7		CS	P6	CS			5	0	2	3	0	0	0	<b>Cincinnati Reds @ San Diego Padres</b> Jack Murphy Stadium, San Diego, CA Mon Jun 10 1996, 10:05 PM EDT Att: 41,120 - Unknown - 73 F  <b>AB 35</b> <b>R 6</b> <b>H 10</b> <b>RBI 5</b> <b>BB 4</b> <b>SO 6</b> <b>LOB 16</b> 																
Hal Morris, L (1,3) OBP: 0.350, SLG: 0.416	F7						G4-3	G6-3		5	0	2	0	0	0	4																	
Barry Larkin, R (1,6) OBP: 0.409, SLG: 0.497 Curtis Goodwin, L (8,7)	G6-3		F9						F7	3	1	1	0	0	0	1																	
Eric Davis, R (1,8) OBP: 0.400, SLG: 0.622					G5-3				F8	4	1	0	0	1	2	2																	
Eddie Taubensee, L (1,2) OBP: 0.342, SLG: 0.430									G3-1	4	2	2	1	1	1	0																	
Bret Boone, R (1,4) OBP: 0.238, SLG: 0.290										3	0	0	0	0	0	4																	
Willie Greene, L (1,5) OBP: 0.299, SLG: 0.425										3	1	1	1	1	1	0																	
Chad Mottola, R (1,9) OBP: 0.333, SLG: 0.450										4	1	1	0	0	1	4																	
Roger Salkeld, R (7,PH) Lenny Harris, L (7,PH) Hector Carrasco, R (7,1) Lee Smith, R (7,1) Jeff Brantley, L (8,PH) OBP: 0.316, SLG: 0.368 (8,9)										2	0	0	0	0	1	1																	
<b>Inning Stats</b>	R: 0 E: 0 K: 0 S: 10	H: 0 LOB: 0 BB: 0 P: 14	R: 1 E: 0 K: 2 S: 14	H: 2 LOB: 1 BB: 0 P: 22	R: 0 E: 0 K: 0 S: 9	H: 1 LOB: 1 BB: 0 P: 14	R: 0 E: 0 K: 1 S: 8	H: 0 LOB: 0 BB: 0 P: 15	R: 0 E: 1 K: 1 S: 10	H: 0 LOB: 3 BB: 1 P: 14	R: 0 E: 0 K: 1 S: 11	H: 1 LOB: 1 BB: 1 P: 19	R: 1 E: 0 K: 0 S: 18	H: 3 LOB: 1 BB: 0 P: 27	R: 4 E: 0 K: 0 S: 17	H: 3 LOB: 2 BB: 3 P: 36		R: 0 E: 0 K: 0 S: 6	H: 0 LOB: 0 BB: 0 P: 13	1B: 9 2B: 1 3B: 0 HR: 0	SF: 0 SAC: 1 DP: 0 HBP: 1	WP: 2 PB: 1 SB: 1 CS: 2	PA: 42										
<b>PITCHER</b>	IP WLS BF H R ER SO BB IBB HBP BLK WP HR S P ERA WHIP																																
Tim Worrell, R (1,1) ERA: 1.89	5.2	22	4	1	1	5	0	0	0	0	0	0	0	19	30	13.50	6.000																
Bryce Florie, R (6,1) ERA: 3.16	0.2	6	3	1	1	1	1	0	0	0	0	0	0	19	30	27.00	3.750																
Doug Bochtler, R (7,1) ERA: 3.13	1.1	L	9	3	4	4	0	2	1	0	0	2	0	18	37	27.00	3.750																
Willie Blair, R (8,1) ERA: 3.72	0.1	1	0	0	0	0	0	0	0	0	0	0	0	2	5	0.00	0.000																
Trevor Hoffman, R (9,1) ERA: 1.55	1.0	3	0	0	0	0	0	0	0	0	0	0	0	6	13	0.00	0.000																

Batter	1	2	3	4	5	6	7	8	9	AB	R	H	RBI	BB	SO	LOB	BOTTOM																
Rickey Henderson, R (1,7) OBP: 0.414, SLG: 0.311	F9									2	0	0	0	2	1	0	<b>Cincinnati Reds @ San Diego Padres</b> Jack Murphy Stadium, San Diego, CA Mon Jun 10 1996, 10:05 PM EDT Att: 41,120 - Unknown - 73 F  <b>AB 31</b> <b>R 3</b> <b>H 9</b> <b>RBI 3</b> <b>BB 4</b> <b>SO 6</b> <b>LOB 10</b> 																
Steve Finley, L (1,8) OBP: 0.338, SLG: 0.473	G3									3	1	1	0	1	1	2																	
Tony Gwynn, L (1,9) OBP: 0.386, SLG: 0.414	G1-3									4	0	0	0	0	0	4																	
Ken Caminiti, S (1,5) OBP: 0.370, SLG: 0.530										4	2	2	1	0	1	0																	
Jason Thompson, L (1,3) OBP: 0.333, SLG: 0.500 Doug Bochtler, R (7,1)										3	0	2	1	0	0	0																	
Willie Blair, R (8,1)										0	0	0	0	0	0	0																	
Chris Gwynn, L (8,PH) OBP: 0.350, SLG: 0.265 Trevor Hoffman, R (9,1)										1	0	0	0	0	1	0																	
Archi Cianfrocco, R (1,6) OBP: 0.358, SLG: 0.433 (7,3)										4	0	2	1	0	1	1																	
Luis Lopez, S (1,4) OBP: 0.233, SLG: 0.289 (7,6)										3	0	0	0	0	1	2																	
Brian Johnson, R (9,PH) OBP: 0.313, SLG: 0.505										1	0	1	0	0	0	0																	
Brad Ausmus, R (1,2) OBP: 0.273, SLG: 0.244 Marc Newfield, R (9,PH) OBP: 0.373, SLG: 0.472										2	0	0	0	1	0	0																	
Tim Worrell, R (1,1)										1	0	0	0	0	0	0																	
Bryce Florie, R (6,1)										0	0	0	0	0	0	0																	
Jody Reed, R (7,4) OBP: 0.323, SLG: 0.296										2	0	1	0	0	0	0																	
<b>Inning Stats</b>	R: 0 E: 0 K: 0 S: 6	H: 1 LOB: 1 BB: 0 P: 18	R: 0 E: 0 K: 1 S: 7	H: 0 LOB: 0 BB: 0 P: 12	R: 2 E: 0 K: 1 S: 14	H: 4 LOB: 1 BB: 0 P: 21	R: 0 E: 0 K: 1 S: 7	H: 0 LOB: 2 BB: 2 P: 18	R: 1 E: 0 K: 0 S: 9	H: 2 LOB: 0 BB: 0 P: 13	R: 0 E: 0 K: 0 S: 8	H: 1 LOB: 3 BB: 2 P: 22	R: 0 E: 0 K: 2 S: 10	H: 0 LOB: 0 BB: 0 P: 15	R: 0 E: 0 K: 0 S: 5	H: 1 LOB: 0 BB: 0 P: 8	1B: 5 2B: 4 3B: 0 HR: 1	SF: 0 SAC: 1 DP: 3 HBP: 0	WP: 1 PB: 0 SB: 1 CS: 1	PA: 36													
<b>PITCHER</b>	IP WLS BF H R ER SO BB IBB HBP BLK WP HR S P ERA WHIP																																
Roger Salkeld, R (1,1) ERA: 4.02	6.0	24	7	3	3	4	2	0	0	0	0	1	0	6	19	0.00	4.500																
Hector Carrasco, R (7,1) ERA: 5.0	0.2	5	1	0	0	0	2	0	0	0	0	0	0	2	3	0.00	0.000																
Lee Smith, R (7,1) ERA: 3.38	0.1	W	1	0	0	0	0	0	0	0	0	0	0	2	3	0.00	0.000																
Jeff Brantley, R (8,1) ERA: 3.41	2.0	S	6	1	0	0	2	0	0	0	0	0	0	15	23	0.00	0.500																





Batter	1	2	3	4	5	6	7	8	9	AB	R	H	RBI	BB	SO	LOB	TOP				
<b>Thomas Howard, S</b> (1, 7) OBP: 0.276, SLG: 0.300	G4-6-3 1B BB		E 1B S 1B	K			WP S 1B	F7	P5	5	1	2	1	1	1	4	<b>Cincinnati Reds @ San Diego Padres</b> Jack Murphy Stadium, San Diego, CA Wed Jun 12 1996, 10:05 PM EDT Att: 11,411 - Unknown - 68 F				
<b>Willie Greene, L</b> (1, 5) OBP: 0.317, SLG: 0.457	G4-6-3 1B		K		F8		WP BB		HR	4	1	2	1	1	1	1					
<b>Hal Morris, L</b> (1, 3) OBP: 0.347, SLG: 0.408	G4-6-3 1-2 2-3		K		K		K		HR	4	1	0	0	1	3	5					
<b>Eric Davis, R</b> (1, 8) OBP: 0.402, SLG: 0.624 <b>Hector Carrasco, R</b> (9, 1)	BB		1B HBP		G5-3		G4-3		HR	3	1	1	2	1	0	2					
<b>Eddie Taubensee, L</b> (1, 2) OBP: 0.344, SLG: 0.434 <b>Joe Oliver, R</b> (8, 2) OBP: 0.286, SLG: 0.387	F7		1-2 3-H 1B		G4-1		G4-3		HR	4	0	1	1	0	0	2					
<b>Bret Boone, R</b> (1, 4) OBP: 0.314, SLG: 0.315		G6-3	F7		F9		1B 1B		1B	5	2	2	2	0	0	2					
<b>Chad Mottola, R</b> (1, 9) OBP: 0.314, SLG: 0.469	P4			P4		G5-3		G3-1 1B	K	5	0	1	0	0	1	0					
<b>Jeff Branson, L</b> (1, 6) OBP: 0.323, SLG: 0.388				K			SH1-4 1B BB	G3-1 1B	F8	4	2	2	2	1	1	0					
<b>John Smiley, L</b> (1, 1) OBP: 0.296, SLG: 0.308 <b>Lenny Harris, L</b> (8, PH) OBP: 0.329, SLG: 0.508 <b>Lee Smith, R</b> (8, 1) <b>Eric Owens, R</b> (9, PH) OBP: 0.325, SLG: 0.297	F8						SH1-4 1-2	G3-1 1-2 2-3	1B	2	0	1	0	0	0	0					
<b>Inning Stats</b>	R: 0 E: 0 K: 0 S: 8	H: 1 LOB: 2 BB: 2 P: 21	R: 1 E: 0 K: 0 S: 9	H: 1 LOB: 0 BB: 0 P: 14	R: 1 E: 0 K: 2 S: 17	H: 2 LOB: 2 BB: 0 P: 28	R: 0 E: 0 K: 1 S: 10	H: 1 LOB: 1 BB: 0 P: 13	R: 0 E: 0 K: 1 S: 7	H: 0 LOB: 0 BB: 0 P: 10	R: 1 E: 0 K: 1 S: 11	H: 1 LOB: 2 BB: 2 P: 26	R: 1 E: 0 K: 0 S: 12	H: 3 LOB: 2 BB: 0 P: 16	R: 5 E: 0 K: 1 S: 20	H: 5 LOB: 1 BB: 1 P: 36		1B: 10 2B: 0 3B: 0 HR: 4	SF: 0 SAC: 1 DP: 1 HBP: 1	WP: 1 PB: 0 SB: 2 CS: 0	PA: 46
<b>PITCHER</b>	IP WLS BF H R ER SO	IP WLS BF H R ER SO	IP WLS BF H R ER SO	IP WLS BF H R ER SO	IP WLS BF H R ER SO	IP WLS BF H R ER SO	IP WLS BF H R ER SO	IP WLS BF H R ER SO	IP WLS BF H R ER SO	IP WLS BF H R ER SO	IP WLS BF H R ER SO	IP WLS BF H R ER SO	IP WLS BF H R ER SO	IP WLS BF H R ER SO	IP WLS BF H R ER SO	IP WLS BF H R ER SO		ERA WHIP	ERA WHIP		
<b>Sean Bergman, R</b> (1, 1) ERA: 4.83	6.1 L	29 7	6 3	3 1	2 1	5 1	4 0	0 0	0 0	0 0	0 0	0 0	0 0	0 0	0 0	0 0	2.84 1.579				
<b>Bryce Florie, R</b> (7, 1) ERA: 3.31	1.1	7	3	1	1	1	0	0	0	0	0	0	0	0	0	0	6.75 2.250				
<b>Doug Bochtler, R</b> (8, 1) ERA: 5.01	0.1	6	4	5	5	0	1	0	0	0	0	0	0	0	0	0	135.00 15.000				
<b>Willie Blair, R</b> (9, 1) ERA: 3.63	1.0	4	1	0	0	1	0	0	0	0	0	0	0	0	0	0	0.00 1.000				

AB	39
R	9
H	14
RBI	9
BB	5
SO	7
LOB	18



Batter	1	2	3	4	5	6	7	8	9	AB	R	H	RBI	BB	SO	LOB	BOTTOM		
<b>Rickey Henderson, R</b> (1, 8) OBP: 0.418, SLG: 0.310	G6-3		G4-3		L6-3		BB		BB	3	0	0	0	2	0	1	<b>Cincinnati Reds @ San Diego Padres</b> Jack Murphy Stadium, San Diego, CA Wed Jun 12 1996, 10:05 PM EDT Att: 11,411 - Unknown - 68 F		
<b>Jody Read, R</b> (1, 4) OBP: 0.323, SLG: 0.294	G4-3		1B		G3		L4		G1-3	5	0	1	0	0	0	3			
<b>Tony Gwynn, L</b> (1, 9) OBP: 0.384, SLG: 0.425	F8		P6		E3 1B		K			4	0	0	0	0	1	1			
<b>Ken Caminiti, S</b> (1, 5) OBP: 0.359, SLG: 0.510		F7	L8		L5		G4-3			4	0	0	0	0	0	2			
<b>Archi Cianfranco, R</b> (1, 3) OBP: 0.369, SLG: 0.459		K			F8		F8			4	0	1	0	0	1	1			
<b>Marc Newfield, R</b> (1, 7) OBP: 0.377, SLG: 0.468 <b>Steve Finley, L</b> (7, 8) OBP: 0.331, SLG: 0.462		K			2B		1B		E5 BB G6-4-3	3	0	1	0	0	2	1			
<b>Brian Johnson, R</b> (1, 2) OBP: 0.311, SLG: 0.487 <b>Bryce Florie, R</b> (7, 1) <b>Doug Bochtler, R</b> (8, 1) <b>Willie Blair, R</b> (9, 1) <b>Chris Gwynn, L</b> (9, PH) OBP: 0.357, SLG: 0.257			1B HR		F7		F8		G6-4-3 E BB	3	1	1	0	0	0	3			
<b>Andujar Cedeno, R</b> (1, 6) OBP: 0.278, SLG: 0.318			HR		K		K		E6 G6-4-3	4	1	1	0	0	2	3			
<b>Sean Bergman, R</b> (1, 1) OBP: 0.107, SLG: 0.214 <b>Brad Ausmus, R</b> (7, 2) OBP: 0.270, SLG: 0.241			HR		K L6-3		F7		G6-4-3	2	1	1	3	0	1	0			
<b>Inning Stats</b>	R: 0 E: 0 K: 0 S: 7	H: 0 LOB: 0 BB: 0 P: 9	R: 0 E: 0 K: 2 S: 9	H: 0 LOB: 0 BB: 0 P: 12	R: 3 E: 0 K: 0 S: 12	H: 4 LOB: 1 BB: 0 P: 13	R: 0 E: 0 K: 2 S: 10	H: 1 LOB: 1 BB: 0 P: 14	R: 0 E: 0 K: 1 S: 9	H: 0 LOB: 2 BB: 0 P: 13	R: 0 E: 0 K: 1 S: 7	H: 0 LOB: 0 BB: 0 P: 10	R: 1 E: 2 K: 0 S: 11	H: 0 LOB: 2 BB: 2 P: 24	1B: 4 2B: 2 3B: 0 HR: 1	SF: 0 SAC: 0 DP: 2 HBP: 0		WP: 1 PB: 0 SB: 0 CS: 0	PA: 38
<b>PITCHER</b>	IP WLS BF H R ER SO	IP WLS BF H R ER SO	IP WLS BF H R ER SO	IP WLS BF H R ER SO	IP WLS BF H R ER SO	IP WLS BF H R ER SO	IP WLS BF H R ER SO	IP WLS BF H R ER SO	IP WLS BF H R ER SO	IP WLS BF H R ER SO	IP WLS BF H R ER SO	IP WLS BF H R ER SO	IP WLS BF H R ER SO	IP WLS BF H R ER SO	IP WLS BF H R ER SO	IP WLS BF H R ER SO		ERA WHIP	ERA WHIP
<b>John Smiley, L</b> (1, 1) ERA: 4.74	7.0	29	6	3	3	6	1	0	0	0	0	0	0	0	0	0	3.86 1.000		
<b>Lee Smith, R</b> (8, 1) ERA: 3.12	1.0	3	0	0	0	1	0	0	0	0	0	7	10	0.00 0.000					
<b>Hector Carrasco, R</b> (9, 1) ERA: 4.74	1.0	6	0	1	0	0	2	0	0	0	0	11	24	0.00 2.000					

AB	35
R	4
H	6
RBI	3
BB	3
SO	7
LOB	17





Batter	1	2	3	4	5	6	7	8	9	AB	R	H	RBI	BB	SO	LOB	TOP											
Rickey Henderson, R OBP: 0.415, SLG: 0.314	G3		G5-3		G5			BB		3	0	0	0	1	0	2	<b>San Diego Padres @ Chicago Cubs</b> Wrigley Field, Chicago, IL Fri Jun 14 1996, 3:33 AM CDT Att: 30,877 - Sunny - 67°F											
Steve Finley, L OBP: 0.326, SLG: 0.454	K			K2-3		BLK 1B		P4		4	0	1	0	0	2	1												
Ken Caminiti, S OBP: 0.352, SLG: 0.493				G4-3		P7		P6		3	0	0	0	0	0	2												
Jason Thompson, L OBP: 0.333, SLG: 0.444 Archi Cianfrocco, R OBP: 0.345, SLG: 0.429				G4-3		L9		P4		3	0	0	0	0	1	2												
Marc Newfield, R OBP: 0.386, SLG: 0.469						G4-3		F7		4	1	2	0	0	0	1												
Brian Johnson, R OBP: 0.299, SLG: 0.467				G4-6-3		L8		G6-3		4	0	0	0	0	0	2												
Jody Reed, R OBP: 0.320, SLG: 0.291				P6		1B		G5-3		3	0	1	0	0	0	0												
Andujar Cedeno, R OBP: 0.279, SLG: 0.318				G5-3		P3		G1-3		3	0	1	1	0	0	0												
Bob Tewksbury, R OBP: 0.067, SLG: 0.034 Chris Gwynn, L OBP: 0.341, SLG: 0.243 Ron Villone, L OBP: 0.341, SLG: 0.243				L5				K		2	0	0	0	0	0	2												
										1	0	0	0	0	1	0												
										0	0	0	0	0	0	0												
<b>Inning Stats</b>	R: 0 E: 0 K: 2 S: 12	H: 0 LOB: 1 BB: 0 P: 20	R: 0 E: 0 K: 0 S: 7	H: 1 LOB: 0 BB: 0 P: 8	R: 0 E: 0 K: 0 S: 9	H: 0 LOB: 0 BB: 0 P: 13	R: 0 E: 0 K: 1 S: 8	H: 0 LOB: 0 BB: 0 P: 12	R: 1 E: 0 K: 0 S: 14	H: 3 LOB: 2 BB: 0 P: 23	R: 0 E: 0 K: 0 S: 12	H: 1 LOB: 1 BB: 0 P: 18	R: 0 E: 0 K: 0 S: 5	H: 0 LOB: 0 BB: 0 P: 8	R: 0 E: 0 K: 1 S: 12	H: 0 LOB: 1 BB: 1 P: 17	R: 0 E: 0 K: 0 S: 5	H: 0 LOB: 0 BB: 0 P: 9	1B: 5 2B: 0 3B: 0 HR: 0	SF: 0 SAC: 0 DP: 1 HBP: 1	WP: 0 PB: 0 SB: 0 CS: 0	PA: 33						
<b>PITCHER</b>	IP	WLS	BF	H	R	ER	SO	BB	IBB	HBP	BLK	WP	HR	S	P	ERA	WHIP											
Steve Trachsel, R ERA: 2.27	(1, 1)	7.1	W	28	5	1	1	4	1	0	1	1	0	0	74	114	1.23	0.818										
Bob Patterson, L ERA: 1.61	(8, 1)	0.2		2	0	0	0	0	0	0	0	0	0	5	5	0.00	0.000											
Jim Bullinger, R ERA: 6.64	(9, 1)	1.0		3	0	0	0	0	0	0	0	0	0	5	9	0.00	0.000											

Batter	1	2	3	4	5	6	7	8	9	AB	R	H	RBI	BB	SO	LOB	BOTTOM										
Scott Blewett, L OBP: 0.375, SLG: 0.526	G1-3		G4-3		HR		K			4	1	1	1	0	1	0	<b>San Diego Padres @ Chicago Cubs</b> Wrigley Field, Chicago, IL Fri Jun 14 1996, 3:33 AM CDT Att: 30,877 - Sunny - 67°F										
23 Ryne Sandberg, R OBP: 0.305, SLG: 0.463			F7		K		G5-3			3	1	0	0	0	1	0											
Luis Gonzalez, L OBP: 0.376, SLG: 0.422	E9 HBP		G4-3		F7		K			4	0	0	0	0	1	0											
Sammy Sosa, R OBP: 0.299, SLG: 0.550	K				1B		HR			4	2	2	1	0	1	1											
Dave Magadan, L OBP: 0.364, SLG: 0.160	G3		G4-3		L9		FC6-4 BB			3	0	0	0	1	0	2											
Leo Gomez, R OBP: 0.359, SLG: 0.516			G5-3		1B SF8 BB		F9			3	1	0	0	1	0	1											
José Hernández, R OBP: 0.267, SLG: 0.250					1B		G5-3			3	0	2	1	0	0	0											
Mike Hubbard, R			P4		SF8		K			2	0	0	1	0	1	1											
Steve Trachsel, R OBP: 0.042, SLG: 0.167 Bob Patterson, R	(1, 1)	(8, 1)	G5-3		G5-3		K			3	0	0	0	0	1	2											
Jim Bullinger, R OBP: 0.348, SLG: 0.667	(9, 1)				G5-3					0	0	0	0	0	0	0											
										0	0	0	0	0	0	0											
<b>Inning Stats</b>	R: 1 E: 1 K: 1 S: 13	H: 0 LOB: 1 BB: 0 P: 21	R: 0 E: 0 K: 0 S: 6	H: 1 LOB: 1 BB: 0 P: 11	R: 0 E: 0 K: 0 S: 8	H: 0 LOB: 0 BB: 0 P: 13	R: 2 E: 0 K: 0 S: 11	H: 2 LOB: 1 BB: 1 P: 17	R: 2 E: 0 K: 1 S: 13	H: 2 LOB: 0 BB: 0 P: 17	R: 0 E: 0 K: 1 S: 7	H: 0 LOB: 0 BB: 0 P: 9	R: 0 E: 0 K: 2 S: 8	H: 0 LOB: 0 BB: 0 P: 11	R: 0 E: 0 K: 1 S: 7	H: 0 LOB: 1 BB: 1 P: 14	1B: 3 2B: 0 3B: 0 HR: 2	SF: 1 SAC: 0 DP: 0 HBP: 1	WP: 0 PB: 0 SB: 1 CS: 0	PA: 33							
<b>PITCHER</b>	IP	WLS	BF	H	R	ER	SO	BB	IBB	HBP	BLK	WP	HR	S	P	ERA	WHIP										
Bob Tewksbury, R ERA: 4.09	(1, 1)	7.0	L	29	5	5	4	5	1	0	0	0	0	66	99	5.14	0.857										
Ron Villone, L ERA:	(8, 1)	1.0		4	0	0	0	1	1	0	0	0	0	7	14	0.00	1.000										



Batter	1	2	3	4	5	6	7	8	9	AB	R	H	RBI	BB	SO	LOB	TOP							
Rickey Henderson, R OBP: 0.417, SLG: 0.315 (1, 7)	G5-3		FC6-4 BB			HR 1B		P3		3	1	1	0	1	0	0								
Steve Finley, L OBP: 0.326, SLG: 0.466 (1, 8)	G6-3		FC6-4			HR			E6 L7 1B	4	1	2	2	0	0	2								
Tony Gwynn, L OBP: 0.380, SLG: 0.428 (1, 9)	G4-3					G3			L7	4	0	0	0	0	0	1								
Ken Caminiti, S OBP: 0.354, SLG: 0.488 (1, 5)		K				CS BB			BB IBB	2	0	0	0	2	2	0								
Jason Thompson, L OBP: 0.286, SLG: 0.381 Archi Cianfrocco, R OBP: 0.342, SLG: 0.425 (9, PH) (9, 3)	G4-3					CS	G6-3		P9	3	0	0	0	0	0	0								
Jody Reed, R OBP: 0.319, SLG: 0.288 (1, 4)		K					G5-3			3	0	0	0	1	1	0								
Luis Lopez, S OBP: 0.229, SLG: 0.281 (1, 6)			G3-1			F9				4	0	0	0	0	1	3								
Brad Ausmus, R OBP: 0.261, SLG: 0.233 (1, 2)			BB 1B			G4-3				3	0	1	0	0	1	0								
Tim Worrell, R Trevor Hoffman, R (9, 1)			K						K	3	0	0	0	0	3	1								
										0	0	0	0	0	0	0								
<b>Inning Stats</b>	R: 0 E: 0 K: 0 S: 6	H: 0 LOB: 0 BB: 0 P: 8	R: 0 E: 0 K: 2 S: 8	H: 0 LOB: 0 BB: 0 P: 9	R: 0 E: 0 K: 1 S: 11	H: 1 LOB: 2 BB: 1 P: 22	R: 0 E: 0 K: 1 S: 8	H: 0 LOB: 0 BB: 0 P: 12	R: 0 E: 0 K: 0 S: 4	H: 0 LOB: 0 BB: 0 P: 5	R: 2 E: 0 K: 1 S: 12	H: 2 LOB: 0 BB: 1 P: 24	R: 0 E: 0 K: 0 S: 6	H: 0 LOB: 0 BB: 0 P: 8	R: 0 E: 0 K: 2 S: 9	H: 0 LOB: 0 BB: 2 P: 14	R: 0 E: 1 K: 1 S: 14	H: 1 LOB: 3 BB: 2 P: 25	1B: 3 2B: 0 3B: 0 HR: 1	SF: 0 SAC: 0 DP: 0 HBP: 0	WP: 0 PB: 0 SB: 0 CS: 1	PA: 35		
<b>PITCHER</b>	IP	WLS	BF	H	R	ER	SO	BB	IBB	HBP	BLK	WP	HR	S	P	ERA	WHIP							
Jaime Navarro, R ERA: 3.86 Bob Patterson, L ERA: 1.59 Turk Wendell, R ERA: 1.95	8.0	L	28	3	2	2	7	2	0	0	0	0	1	64	102	2.25	0.625							
	0.1		3	1	0	0	0	0	1	0	0	0	0	7	12	0.00	3.000							
	0.2		3	0	0	0	1	1	0	0	0	0	0	7	13	0.00	1.500							

San Diego Padres @ Chicago Cubs  
Wrigley Field, Chicago, IL  
Sat Jun 15 1996, 3:33 AM CDT  
Att: 39,465 - Sunny

AB	30
R	2
H	4
RBI	2
BB	4
SO	8
LOB	9



Batter	1	2	3	4	5	6	7	8	9	AB	R	H	RBI	BB	SO	LOB	BOTTOM							
Brian McRae, S OBP: 0.344, SLG: 0.369 (1, 8)	B3		E4					G6-3		4	0	0	0	0	0	2								
Brant Brown, L OBP: 0.250, SLG: 0.250 (1, 3)	BB 1B		F8					G4-3		4	0	1	1	0	1	2								
Luis Gonzalez, L OBP: 0.373, SLG: 0.416 Bob Patterson, R OBP: 0.500, SLG: 0.500 (9, 1) (9, 1)	F8					F8		G6-3		3	0	0	0	1	0	1								
										0	0	0	0	0	0	0								
										0	0	0	0	0	0	0								
Sammy Sosa, R OBP: 0.302, SLG: 0.549 (1, 9)	BB 1B		P3					F9		4	0	2	0	0	0	2								
Dave Magadan, L OBP: 0.333, SLG: 0.143 (1, 5)	K							L7		3	0	0	0	0	1	2								
23 Ryne Sandberg, R OBP: 0.304, SLG: 0.459 (1, 4)			CS 1B					F8		4	0	1	0	0	1	1								
Scott Servais, R OBP: 0.308, SLG: 0.443 (1, 2)			F8					G3		4	0	0	0	0	0	2								
José Hernández, R OBP: 0.268, SLG: 0.246 (1, 6)			F8					K		2	0	0	0	1	1	1								
Jaime Navarro, R OBP: 0.152, SLG: 0.152 Scott Bullett, L OBP: 0.390, SLG: 0.564 (8, PH) (9, 7)			L4					SH5-4		1	0	0	0	0	0	0								
								SH5-4		1	1	1	0	0	0	0								
								G6-3 G4-3 2B																
<b>Inning Stats</b>	R: 0 E: 0 K: 1 S: 15	H: 2 LOB: 2 BB: 0 P: 21	R: 0 E: 0 K: 0 S: 8	H: 1 LOB: 0 BB: 0 P: 10	R: 0 E: 0 K: 0 S: 10	H: 0 LOB: 0 BB: 1 P: 19	R: 0 E: 0 K: 0 S: 8	H: 0 LOB: 0 BB: 0 P: 11	R: 0 E: 0 K: 0 S: 4	H: 0 LOB: 0 BB: 0 P: 6	R: 0 E: 0 K: 1 S: 8	H: 0 LOB: 0 BB: 0 P: 10	R: 1 E: 0 K: 0 S: 8	H: 1 LOB: 0 BB: 0 P: 10	R: 0 E: 0 K: 1 S: 9	H: 1 LOB: 1 BB: 0 P: 13	1B: 4 2B: 1 3B: 0 HR: 0	SF: 0 SAC: 2 DP: 0 HBP: 0	WP: 0 PB: 0 SB: 1 CS: 1	PA: 34				
<b>PITCHER</b>	IP	WLS	BF	H	R	ER	SO	BB	IBB	HBP	BLK	WP	HR	S	P	ERA	WHIP							
Tim Worrell, R ERA: 1.76 Trevor Hoffman, R ERA: 1.39	8.0	W	30	4	1	1	3	2	0	0	0	0	0	9	13	0.00	1.000							
	1.0	S	4	1	0	0	1	0	0	0	0	0	0	9	13	0.00	1.000							

San Diego Padres @ Chicago Cubs  
Wrigley Field, Chicago, IL  
Sat Jun 15 1996, 3:33 AM CDT  
Att: 39,465 - Sunny

AB	30
R	1
H	5
RBI	1
BB	2
SO	4
LOB	13



Batter	1	2	3	4	5	6	7	8	9	AB	R	H	RBI	BB	SO	LOB	TOP								
<b>Rickey Henderson, R</b> OBP: 0.422, SLG: 0.313 (1, 7)										1	2	0	0	3	0	0	<b>San Diego Padres @ Chicago Cubs</b> Wrigley Field, Chicago, IL Sun Jun 16 1996, 3:33 AM CDT Att: 33,376 - Overcast - 66 F								
<b>Steve Finley, L</b> OBP: 0.327, SLG: 0.463 (1, 8)										4	0	1	0	0	1	2									
<b>Tony Gwynn, L</b> OBP: 0.378, SLG: 0.422 (1, 9)										3	0	0	1	1	0	2									
<b>Ken Caminiti, S</b> OBP: 0.352, SLG: 0.481 (1, 5)										3	0	0	0	1	1	1									
<b>Jason Thompson, L</b> OBP: 0.280, SLG: 0.375 (1, 3)										3	0	1	1	0	1	0									
<b>Jody Reed, R</b> OBP: 0.316, SLG: 0.287 (1, 4)										4	0	1	0	0	0	1									
<b>Luis Lopez, S</b> OBP: 0.256, SLG: 0.275 (4, 1)										2	0	0	0	0	1	1									
<b>Willie Blair, R</b> OBP: 0.230, SLG: 0.237 (7, PH)										1	0	0	0	0	0	0									
<b>Chris Gwynn, L</b> OBP: 0.330, SLG: 0.237 (7, 1)										0	0	0	0	0	0	0									
<b>Doug Bochtler, R</b> OBP: 0.383, SLG: 0.466 (8, PH)										1	0	0	0	0	1	1									
<b>Brad Ausmus, R</b> OBP: 0.261, SLG: 0.228 (1, 2)										3	1	0	0	1	1	1									
<b>Fernando Valenzuela, L</b> OBP: 0.167, SLG: 0.167 (4, 6)										1	0	0	0	0	0	0									
<b>Archi Cianfrocco, R</b> OBP: 0.345, SLG: 0.454 (4, 6)										2	1	1	2	0	1	0									
<b>Inning Stats</b>	R: 1 E: 1 K: 0 S: 9	H: 0 LOB: 1 BB: 3 P: 24	R: 0 E: 0 K: 1 S: 5	H: 0 LOB: 2 BB: 0 P: 7	R: 0 E: 0 K: 0 S: 9	H: 0 LOB: 1 BB: 1 P: 16	R: 0 E: 0 K: 1 S: 8	H: 1 LOB: 1 BB: 0 P: 11	R: 2 E: 0 K: 1 S: 11	H: 1 LOB: 0 BB: 1 P: 20	R: 0 E: 0 K: 1 S: 5	H: 0 LOB: 0 BB: 0 P: 8	R: 0 E: 0 K: 1 S: 10	H: 0 LOB: 0 BB: 0 P: 12	R: 1 E: 0 K: 0 S: 5	H: 1 LOB: 1 BB: 1 P: 10	R: 0 E: 0 K: 2 S: 12	H: 1 LOB: 1 BB: 0 P: 20	1B: 3 2B: 0 3B: 0 HR: 1	SF: 1 SAC: 0 DP: 1 HBP: 0	WP: 1 PB: 0 SB: 0 CS: 1	PA: 36			
<b>PITCHER</b>	IP	WLS	BF	H	R	ER	SO	BB	IBB	HBP	BLK	WP	HR	S	P	ERA	WHIP								
<b>Frank Castillo, R</b> ERA: 6.72 (1, 1)	5.0	W	21	2	3	3	3	5	0	0	0	0	1	42	78	5.40	1.400								
<b>Jim Bullinger, R</b> ERA: 6.35 (6, 1)	4.0	S	14	2	1	1	4	1	0	0	0	1	0	32	50	2.25	0.750								

AB	28
R	4
H	4
RBI	4
BB	6
SO	7
LOB	9



Batter	1	2	3	4	5	6	7	8	9	AB	R	H	RBI	BB	SO	LOB	BOTTOM								
<b>Brian McRae, S</b> OBP: 0.345, SLG: 0.371 (1, 8)										4	1	1	1	1	1	0	<b>San Diego Padres @ Chicago Cubs</b> Wrigley Field, Chicago, IL Sun Jun 16 1996, 3:33 AM CDT Att: 33,376 - Overcast - 66 F								
<b>Doug Glanville, R</b> OBP: 0.186, SLG: 0.200 (1, 7)										4	1	1	1	0	0	0									
<b>23 Ryne Sandberg, R</b> OBP: 0.303, SLG: 0.460 (1, 4)										4	1	1	2	0	0	2									
<b>Sammy Sosa, R</b> OBP: 0.301, SLG: 0.544 (1, 9)										4	0	1	1	0	0	0									
<b>Leo Gomez, R</b> OBP: 0.362, SLG: 0.512 (6, 5)										3	1	1	0	1	0	1									
<b>Scott Servais, R</b> OBP: 0.312, SLG: 0.444 (1, 2)										4	1	2	0	0	0	0									
<b>Terry Shumpert, R</b> ERA: 3.86 (1, 5)										2	2	2	1	0	0	0									
<b>Jim Bullinger, R</b> OBP: 0.333, SLG: 0.636 (6, 1)										1	0	0	0	0	1	2									
<b>José Hernández, R</b> OBP: 0.260, SLG: 0.237 (1, 6)										4	1	0	1	0	1	5									
<b>Frank Castillo, R</b> OBP: 0.087, SLG: 0.087 (1, 1)										2	0	0	1	0	0	2									
<b>Brant Brown, L</b> OBP: 0.167, SLG: 0.167 (5, PH)										2	0	0	0	0	0	1									
<b>Inning Stats</b>	R: 0 E: 0 K: 0 S: 5	H: 0 LOB: 0 BB: 0 P: 8	R: 4 E: 2 K: 0 S: 25	H: 3 LOB: 2 BB: 1 P: 39	R: 0 E: 0 K: 0 S: 5	H: 0 LOB: 0 BB: 0 P: 8	R: 4 E: 0 K: 0 S: 21	H: 5 LOB: 1 BB: 0 P: 33	R: 0 E: 0 K: 1 S: 14	H: 0 LOB: 1 BB: 0 P: 21	R: 0 E: 0 K: 0 S: 6	H: 0 LOB: 0 BB: 0 P: 7	R: 0 E: 0 K: 1 S: 8	H: 1 LOB: 2 BB: 1 P: 14	R: 0 E: 0 K: 1 S: 7	H: 0 LOB: 0 BB: 0 P: 9	1B: 6 2B: 2 3B: 0 HR: 1	SF: 1 SAC: 0 DP: 1 HBP: 1	WP: 0 PB: 0 SB: 1 CS: 0	PA: 38					
<b>PITCHER</b>	IP	WLS	BF	H	R	ER	SO	BB	IBB	HBP	BLK	WP	HR	S	P	ERA	WHIP								
<b>Fernando Valenzuela, L</b> ERA: 3.86 (1, 1)	3.2	L	20	6	7	4	0	1	0	0	0	0	0	26	36	3.86	0.857								
<b>Willie Blair, R</b> ERA: 4.15 (4, 1)	2.1		10	2	1	1	1	0	0	1	0	0	0	8	14	0.00	2.000								
<b>Andres Berumen, R</b> ERA: (7, 1)	1.0		5	1	0	0	1	1	0	0	0	0	0	7	9	0.00	0.000								
<b>Doug Bochtler, R</b> ERA: 4.81 (8, 1)	1.0		3	0	0	0	1	0	0	0	0	0	0	7	9	0.00	0.000								

AB	34
R	8
H	9
RBI	8
BB	2
SO	3
LOB	13



Batter	1	2	3	4	5	6	7	8	9	AB	R	H	RBI	BB	SO	LOB	TOP							
Rickey Henderson, R OBP: 0.419, SLG: 0.317	G6-3		G4-3			1B		G3-1		4	1	1	0	0	0	0								
Steve Finley, L OBP: 0.326, SLG: 0.460	G4-3 1B			K		G1-3		P5		4	0	1	0	0	1	1								
Tony Gwynn, L OBP: 0.376, SLG: 0.419	G4-3		G4-3		G6-3	2H		L6		4	0	1	1	0	0	1								
Ken Caminiti, S OBP: 0.351, SLG: 0.474	L3			K		K		HR		3	1	0	0	1	2	2								
Jason Thompson, L OBP: 0.276, SLG: 0.464		K			G4-3			HR		4	1	1	2	0	2	0								
Archi Cianfrocco, R OBP: 0.333, SLG: 0.438	G1-3				L9			K		4	0	0	0	0	1	0								
Brian Johnson, R OBP: 0.300, SLG: 0.463	F8				FC5-4 1B			G3-1		3	0	1	0	0	0	0								
Jody Reed, R OBP: 0.316, SLG: 0.285			F9					K		2	0	0	0	0	0	1								
Scott Sanders, R						FC5-4				0	0	0	0	0	0	0								
Bryce Florie, R										0	0	0	0	0	0	0								
Chris Gwynn, L OBP: 0.301, SLG: 0.231										1	0	0	0	0	1	0								
Andres Berumen, R										0	0	0	0	0	0	0								
Sean Bergman, R OBP: 0.103, SLG: 0.207			K					G4-3		1	0	0	0	0	1	0								
Luis Lopez, S OBP: 0.220, SLG: 0.269										2	0	0	0	0	1	0								
<b>Inning Stats</b>	R: 0 E: 0 K: 0 S: 15	H: 1 LOB: 1 BB: 0 P: 20	R: 0 E: 0 K: 1 S: 9	H: 0 LOB: 0 BB: 0 P: 13	R: 0 E: 0 K: 1 S: 7	H: 0 LOB: 0 BB: 0 P: 8	R: 0 E: 0 K: 2 S: 8	H: 0 LOB: 0 BB: 0 P: 10	R: 0 E: 0 K: 0 S: 6	H: 1 LOB: 1 BB: 0 P: 9	R: 1 E: 0 K: 1 S: 14	H: 2 LOB: 1 BB: 0 P: 17	R: 0 E: 0 K: 1 S: 6	H: 0 LOB: 0 BB: 0 P: 9	R: 0 E: 0 K: 1 S: 9	H: 0 LOB: 0 BB: 0 P: 12	R: 2 E: 0 K: 1 S: 8	H: 1 LOB: 0 BB: 1 P: 16	1B: 3 2B: 1 3B: 0 HR: 1	SF: 0 SAC: 0 DP: 0 HBP: 0	WP: 0 PB: 0 CS: 0	PA: 33		
<b>PITCHER</b>	IP	WLS	BF	H	R	ER	SO	BB	IBB	HBP	BLK	WP	HR	S	P	ERA	WHIP							
Greg Maddux, R ERA: 3.2	(1, 1)	8.0	W	28	4	1	1	8	0	0	0	0	0	74	98	1.12	0.500							
Mark Wohlers, R ERA: 3.13	(9, 1)	1.0		5	1	2	2	1	1	0	0	0	0	1	8	18.00	2.000							

San Diego Padres @ Atlanta Braves  
Atlanta-Fulton County Stadium, Atlanta, GA  
Mon Jun 17 1996, 7:05 PM EDT  
Att: 32,934 - Unknown - 84 F

AB 32  
R 3  
H 5  
RBI 3  
BB 1  
SO 9  
LOB 5



Batter	1	2	3	4	5	6	7	8	9	AB	R	H	RBI	BB	SO	LOB	BOTTOM								
Marquis Grissom, R OBP: 0.329, SLG: 0.440	K		SH5-4 10 2B	1B		G6-3		K		5	1	2	0	0	2	0									
Mark Lemke, S OBP: 0.385, SLG: 0.402	FC3-6 10 1B		SH5-4	K		F7				3	0	1	0	0	1	1									
10 Chipper Jones, S OBP: 0.381, SLG: 0.510	FC3-6 1B		S WP	2B		G4-3		G4-6-3 E 2-1 BB		3	2	1	2	1	0	1									
Fred McGriff, L OBP: 0.382, SLG: 0.590			G4-3			F7		E1		4	0	1	1	0	0	1									
Tyler Houston, L OBP: 0.250, SLG: 0.481	1H 1B		G4-3			F7		G4-6-3		0	0	0	0	0	0	0									
Ryan Klesko, L OBP: 0.358, SLG: 0.613	F7		1B PB	2B		HR		G4-6-3		4	2	2	1	0	0	3									
Jeff Blauser, R OBP: 0.348, SLG: 0.449		P6			E2 3B			2-1		3	1	1	0	0	0	0									
Eddie Pérez, R OBP: 0.362, SLG: 0.561	G6-3		K					K		4	0	1	1	0	2	2									
Jemaine Dye, R OBP: 0.263, SLG: 0.500	K				G5-3			FC5-4 1-2 HR		4	1	0	0	0	2	2									
Greg Maddux, R OBP: 0.194, SLG: 0.121										2	1	0	0	1	1	0									
Dwight Smith, L OBP: 0.301, SLG: 0.348					G4-3					1	1	1	2	0	0	0									
Mark Wohlers, R			SH5-4 10 2B	BB				HR		0	0	0	0	0	0	0									
<b>Inning Stats</b>	R: 1 E: 0 K: 1 S: 8	H: 2 LOB: 1 BB: 0 P: 12	R: 0 E: 0 K: 1 S: 6	H: 0 LOB: 0 BB: 0 P: 7	R: 4 E: 0 K: 1 S: 19	H: 4 LOB: 1 BB: 1 P: 29	R: 0 E: 0 K: 1 S: 12	H: 1 LOB: 1 BB: 0 P: 20	R: 2 E: 0 K: 1 S: 17	H: 2 LOB: 1 BB: 0 P: 24	R: 0 E: 0 K: 1 S: 5	H: 0 LOB: 0 BB: 0 P: 7	R: 0 E: 1 K: 0 S: 6	H: 0 LOB: 1 BB: 1 P: 14	R: 2 E: 0 K: 2 S: 14	H: 1 LOB: 0 BB: 0 P: 20	R: 2 E: 0 K: 1 S: 8	H: 1 LOB: 0 BB: 0 P: 16	1B: 5 2B: 2 3B: 1 HR: 2	SF: 0 SAC: 1 DP: 1 HBP: 1	WP: 1 PB: 1 SB: 2 CS: 0	PA: 37			
<b>PITCHER</b>	IP	WLS	BF	H	R	ER	SO	BB	IBB	HBP	BLK	WP	HR	S	P	ERA	WHIP								
Sean Bergman, R ERA: 5.12	(1, 1)	4.2	L	25	9	7	5	4	1	0	0	2	0	11	16	0.00	0.000								
Scott Sanders, R ERA: 3.0	(5, 1)	1.1		4	0	0	0	2	0	0	0	0	0	6	14	0.00	1.000								
Bryce Florie, R ERA: 3.21	(7, 1)	1.0		4	0	0	0	0	1	0	0	0	0	6	14	0.00	1.000								
Andres Berumen, R ERA: 5.4	(8, 1)	1.0		5	1	2	2	2	0	0	1	0	0	1	14	20	18.00	1.000							

San Diego Padres @ Atlanta Braves  
Atlanta-Fulton County Stadium, Atlanta, GA  
Mon Jun 17 1996, 7:05 PM EDT  
Att: 32,934 - Unknown - 84 F

AB 33  
R 9  
H 10  
RBI 7  
BB 2  
SO 8  
LOB 10







Batter	1	2	3	4	5	6	7	8	9	AB	R	H	RBI	BB	SO	LOB	TOP			
Steve Finley, L (1, 8) OBP: 0.317, SLG: 0.447	F8			F7			G3		K	4	0	0	0	0	1	0				
Chris Gomez, R (1, 6) OBP: 0.338, SLG: 0.311	F8			L4			2B		L6	4	1	1	0	0	0	0				
Tony Gwynn, L (1, 9) OBP: 0.380, SLG: 0.426	F8			G1-3			2B			3	0	1	1	0	0	0				
Ken Caminiti, S (1, 5)		G3			K		L9			3	0	0	0	0	1	1				
Jason Thompson, L (1, 3) OBP: 0.243, SLG: 0.417		G3-1			K		G4-3			3	0	0	0	0	1	1				
Marc Newfield, R (1, 7) OBP: 0.382, SLG: 0.463		L5			K				K	3	0	0	0	0	2	0				
John Flaherty, R (1, 2) OBP: 0.285, SLG: 0.400			L1			G6-3			P5	3	0	0	0	0	0	0				
Jody Reed, R (1, 4) OBP: 0.311, SLG: 0.278			K			G4-3			F9	3	0	0	0	0	1	0				
Bob Tewksbury, R (1, 1) OBP: 0.063, SLG: 0.032			F9							2	0	0	0	0	1	0				
Bryce Florie, R (6, 1)									K	0	0	0	0	0	0	0				
Doug Bochtler, R (8, 1)										0	0	0	0	0	0	0				
Chris Gwynn, L (9, PH) OBP: 0.319, SLG: 0.225									K	1	0	0	0	0	1	0				
<b>Inning Stats</b>	R: 0 E: 0 K: 0 S: 8	H: 0 LOB: 0 BB: 0 P: 14	R: 0 E: 0 K: 0 S: 8	H: 0 LOB: 0 BB: 0 P: 9	R: 0 E: 0 K: 1 S: 8	H: 0 LOB: 0 BB: 0 P: 10	R: 0 E: 0 K: 0 S: 5	H: 0 LOB: 0 BB: 0 P: 6	R: 0 E: 0 K: 3 S: 10	H: 0 LOB: 0 BB: 0 P: 16	R: 1 E: 0 K: 0 S: 9	H: 2 LOB: 1 BB: 0 P: 11	R: 0 E: 0 K: 1 S: 5	H: 0 LOB: 0 BB: 0 P: 5	R: 0 E: 0 K: 2 S: 10	H: 0 LOB: 0 BB: 0 P: 14	1B: 0 2B: 2 3B: 0 HR: 0	SF: 0 SAC: 0 DP: 0 HBP: 0	WP: 0 PB: 0 SB: 0 CS: 0	PA: 29
<b>PITCHER</b> 29 John Smoltz, R (1, 1) ERA: 2.26	IP: 9.0 WLS: W BF: 29 H: 2 R: 1 ER: 1 SO: 8 BB: 0 IBB: 0 HBP: 0 BLK: 0 WP: 0 HR: 0 S: 71 P: 94 ERA: 1.00 WHIP: 0.222															<b>PITCHER</b>				

San Diego Padres @ Atlanta Braves  
Atlanta-Fulton County Stadium, Atlanta, GA  
Wed Jun 19 1996, 3:33 AM EDT  
Att: 34,823 - Cloudy - 90 F

AB	29
R	1
H	2
RBI	1
BB	0
SO	8
LOB	2



Batter	1	2	3	4	5	6	7	8	9	AB	R	H	RBI	BB	SO	LOB	BOTTOM			
Marquis Grissom, R (1, 8) OBP: 0.328, SLG: 0.437	K		G4-3		SH1-4	F9				3	0	0	0	0	1	2				
Mark Lemke, S (1, 4) OBP: 0.384, SLG: 0.398	P6			1B			G3-1			3	0	1	0	1	0	0				
10 Chipper Jones, S (1, 5) OBP: 0.380, SLG: 0.529	G4-3			F8	SF7		HR			3	1	1	2	0	0	1				
Fred McGriff, L (1, 3) OBP: 0.375, SLG: 0.575		G3-1		K	F9		G3-1			4	0	0	0	0	1	3				
Ryan Klesko, L (1, 7) OBP: 0.366, SLG: 0.612		G1-6-3		1B			F7			4	1	3	0	0	0	0				
Javy Lopez, R (1, 2) OBP: 0.315, SLG: 0.462	G1-6-3			F9		E6		F9		4	1	0	0	0	0	4				
Jeff Blausler, R (1, 6) OBP: 0.356, SLG: 0.457				2B		F8		P4		4	1	2	0	0	0	2				
Jemaine Dye, R (1, 9) OBP: 0.326, SLG: 0.630			L9		SH1-4					4	1	3	1	0	0	1				
29 John Smoltz, R (1, 1) OBP: 0.238, SLG: 0.256			F9			SF8		FC6-4		3	0	1	2	0	0	2				
<b>Inning Stats</b>	R: 0 E: 0 K: 1 S: 7	H: 1 LOB: 0 BB: 0 P: 10	R: 0 E: 0 K: 0 S: 9	H: 1 LOB: 0 BB: 0 P: 12	R: 0 E: 0 K: 0 S: 11	H: 1 LOB: 1 BB: 0 P: 16	R: 0 E: 0 K: 1 S: 11	H: 2 LOB: 2 BB: 0 P: 15	R: 2 E: 0 K: 0 S: 6	H: 3 LOB: 2 BB: 1 P: 11	R: 2 E: 1 K: 0 S: 17	H: 2 LOB: 1 BB: 0 P: 24	R: 1 E: 0 K: 0 S: 5	H: 1 LOB: 0 BB: 0 P: 7	R: 0 E: 0 K: 0 S: 12	H: 1 LOB: 1 BB: 0 P: 16	1B: 8 2B: 2 3B: 0 HR: 1	SF: 2 SAC: 1 DP: 1 HBP: 0	WP: 0 PB: 0 SB: 0 CS: 0	PA: 36
<b>PITCHER</b> Bob Tewksbury, R (1, 1) ERA: 4.05	IP: 5.1 WLS: L BF: 26 H: 9 R: 4 ER: 2 SO: 2 BB: 1 IBB: 0 HBP: 0 BLK: 0 WP: 0 HR: 0 S: 57 P: 82 ERA: 3.38 WHIP: 1.875															<b>PITCHER</b>				
Bryce Florie, R (6, 1) ERA: 3.31	1.2 6 1 1 1 0 0 0 0 0 0 1 9 13 5.40 0.600																			
Doug Bochtler, R (8, 1) ERA: 4.62	1.0 4 1 0 0 0 0 0 0 0 0 0 12 16 0.00 1.000																			

San Diego Padres @ Atlanta Braves  
Atlanta-Fulton County Stadium, Atlanta, GA  
Wed Jun 19 1996, 3:33 AM EDT  
Att: 34,823 - Cloudy - 90 F

AB	32
R	5
H	11
RBI	5
BB	1
SO	2
LOB	15



Batter	1	2	3	4	5	6	7	8	9	AB	R	H	RBI	BB	SO	LOB	TOP					
Brian McRae, S OBP: 0.352, SLG: 0.375 (1, 8)	F9		G5-3			1B 2B		WP 1B		4	0	2	0	0	0	1						
Brant Brown, L OBP: 0.409, SLG: 0.810 (1, 3)	CS 1B			F8		2H HR 1B		K		4	1	2	0	0	1	1						
Sammy Sosa, R OBP: 0.296, SLG: 0.547 (1, 9)	K			P4		2H HR			K	4	1	1	2	0	2	1						
Luis Gonzalez, L OBP: 0.375, SLG: 0.431 (1, 7)	CS 1-2	G6-3		P5		F8			F8	4	0	0	0	0	0	0						
Leo Gomez, R OBP: 0.359, SLG: 0.528 (1, 5)		L6			HR		G5-3		K	4	1	1	1	0	1	0						
23 Ryne Sandberg, R OBP: 0.295, SLG: 0.437 (1, 4)		L5			K		K			3	0	0	0	0	2	0						
José Hernández, R OBP: 0.261, SLG: 0.242 (1, 6)					K		F9			3	0	1	0	0	1	0						
Mike Hubbard, R (1, 2)					F8			K		3	0	0	0	0	2	1						
Jaime Navarro, R OBP: 0.139, SLG: 0.139 Bob Patterson, R (8, 1)					P2			K		3	0	0	0	0	2	1						
Turk Wendell, L OBP: 0.500, SLG: 0.500 Scott Bullett, L OBP: 0.378, SLG: 0.535 (9, 1) (9, 7)										0	0	0	0	0	0	0						
										0	0	0	0	0	0	0						
										0	0	0	0	0	0	0						
<b>Inning Stats</b>	R: 0 E: 0 K: 1 S: 7	H: 1 LOB: 0 BB: 0 P: 12	R: 0 E: 0 K: 0 S: 7	H: 0 LOB: 0 BB: 0 P: 10	R: 0 E: 0 K: 1 S: 10	H: 1 LOB: 1 BB: 0 P: 15	R: 0 E: 0 K: 0 S: 5	H: 0 LOB: 0 BB: 0 P: 6	R: 1 E: 0 K: 2 S: 15	H: 1 LOB: 0 BB: 0 P: 20	R: 2 E: 0 K: 1 S: 15	H: 3 LOB: 0 BB: 0 P: 22	R: 0 E: 0 K: 1 S: 8	H: 0 LOB: 0 BB: 0 P: 12	R: 0 E: 0 K: 3 S: 13	H: 1 LOB: 1 BB: 0 P: 20	R: 0 E: 0 K: 2 S: 9	H: 0 LOB: 0 BB: 0 P: 13	1B: 3 2B: 2 3B: 0 HR: 2	SF: 0 SAC: 0 DP: 0 HBP: 0	WP: 1 PB: 0 SB: 0 CS: 1	PA: 33
<b>PITCHER</b>	IP	WLS	BF	H	R	ER	SO	BB	IBB	HBP	BLK	WP	HR	S	P	ERA	WHIP					
Tim Worrell, R ERA: 2.08 (1, 1)	6.0	L	22	6	3	3	5	0	0	0	0	0	2	59	85	4.50	1.000					
Scott Sanders, R ERA: 2.94 (7, 1)	2.0		7	1	0	0	4	0	0	0	0	1	0	21	32	0.00	0.500					
Trevor Hoffman, R ERA: 1.35 (9, 1)	1.0		3	0	0	0	2	0	0	0	0	0	0	9	13	0.00	0.000					

Chicago Cubs @ San Diego Padres  
Jack Murphy Stadium, San Diego, CA  
Thu Jun 20 1996, 6:33 AM EDT  
Att: 19,969 - Sunny - 77 F

AB 32  
R 3  
H 7  
RBI 3  
BB 0  
SO 11  
LOB 5



Batter	1	2	3	4	5	6	7	8	9	AB	R	H	RBI	BB	SO	LOB	BOTTOM					
Rickey Henderson, R OBP: 0.413, SLG: 0.311 Trevor Hoffman, R (1, 7) (9, 1)	P2		P4			G5-3		P6		4	0	0	0	0	0	0						
Steve Finley, L OBP: 0.319, SLG: 0.448 (1, 8)	L8					1B		K		4	0	2	0	0	1	0						
Tony Gwynn, L OBP: 0.378, SLG: 0.423 (1, 9)	L4				L7	F7			G4-3 1B	4	0	1	0	0	0	2						
Ken Caminiti, S OBP: 0.342, SLG: 0.455 (1, 5)		G4-3			K		K		K	4	0	0	0	0	3	2						
Jason Thompson, L OBP: 0.244, SLG: 0.425 (1, 3)		WP 2B			K		K		G4-3	4	0	1	0	0	2	2						
John Flaherty, R OBP: 0.278, SLG: 0.390 (1, 2)		G1-3			P3		G5-3		G4-3	4	0	0	0	0	0	2						
Chris Gomez, R OBP: 0.331, SLG: 0.304 (1, 6)		L8			F7			E6 HR		3	1	0	0	0	0	1						
Luis Lopez, S OBP: 0.216, SLG: 0.263 Archi Cianfrocco, R OBP: 0.333, SLG: 0.432 (1, 4) (8, PH) (9, 4)					G5-3		K		F9	2	0	0	0	0	1	0						
Tim Worrell, R (1, 1)					G4-3					1	0	0	0	0	0	0						
Chris Gwynn, L OBP: 0.313, SLG: 0.220 Scott Sanders, R (6, PH) (7, 1)					G4-3		K			1	0	0	0	0	1	0						
Marc Newfield, R OBP: 0.387, SLG: 0.492 (8, PH) (9, 7)								HR		1	1	1	2	0	0	0						
<b>Inning Stats</b>	R: 0 E: 0 K: 0 S: 5	H: 0 LOB: 0 BB: 0 P: 8	R: 0 E: 0 K: 0 S: 9	H: 1 LOB: 0 BB: 0 P: 13	R: 0 E: 0 K: 2 S: 11	H: 0 LOB: 0 BB: 0 P: 17	R: 0 E: 0 K: 1 S: 5	H: 0 LOB: 0 BB: 0 P: 5	R: 0 E: 0 K: 1 S: 11	H: 1 LOB: 1 BB: 0 P: 15	R: 0 E: 0 K: 2 S: 11	H: 0 LOB: 0 BB: 0 P: 16	R: 2 E: 1 K: 1 S: 9	H: 1 LOB: 0 BB: 0 P: 11	R: 0 E: 0 K: 1 S: 11	H: 1 LOB: 1 BB: 0 P: 16	1B: 3 2B: 1 3B: 0 HR: 1	SF: 0 SAC: 0 DP: 0 HBP: 0	WP: 1 PB: 0 SB: 1 CS: 0	PA: 33		
<b>PITCHER</b>	IP	WLS	BF	H	R	ER	SO	BB	IBB	HBP	BLK	WP	HR	S	P	ERA	WHIP					
Jaime Navarro, R ERA: 3.68 (1, 1)	7.2		28	4	2	1	6	0	0	0	0	0	1	65	93	1.17	0.522					
Bob Patterson, L ERA: 2.31 (8, 1)	0.1		2	1	0	0	1	0	0	0	0	0	0	5	5	0.00	3.000					
Turk Wendell, R ERA: 2.06 (9, 1)	1.0	S	3	0	0	0	1	0	0	0	0	0	0	9	14	0.00	0.000					

Chicago Cubs @ San Diego Padres  
Jack Murphy Stadium, San Diego, CA  
Thu Jun 20 1996, 6:33 AM EDT  
Att: 19,969 - Sunny - 77 F


AB 33  
R 2  
H 5  
RBI 2  
BB 0  
SO 8  
LOB 10



Batter	1	2	3	4	5	6	7	8	9	10	AB	R	H	RBI	BB	SO	LOB	TOP			
Brian McRae, S OBP: 0.352, SLG: 0.379	G5-3			2B		1B		F9		F4	5	0	2	0	0	0	0				
Doug Gianville, R OBP: 0.167, SLG: 0.217	F8			F7		F8		K			3	0	0	0	0	0	2				
Scott Bullett, L OBP: 0.370, SLG: 0.523	F8			F7		F8		K			1	0	0	0	0	1	0				
23 Ryne Sandberg, R OBP: 0.299, SLG: 0.433	F7			G1-3				K			2	0	0	0	1	0	1				
Brant Brown, L OBP: 0.391, SLG: 0.773	F7			G1-3				K			1	0	0	0	0	1	0				
Sammy Sosa, R OBP: 0.292, SLG: 0.539				F8		P5				L1-3	4	0	0	0	0	1	3				
Leo Gomez, R OBP: 0.329, SLG: 0.516				F8		P5				L1-3	4	0	0	0	0	0	0				
Scott Servais, R OBP: 0.315, SLG: 0.433				F8		P5				L1-3	4	0	2	0	0	0	2				
Terry Shumpert, R OBP: 0.313, SLG: 0.692				F8		P5				L1-3	3	0	0	0	1	0	2				
José Hernández, R OBP: 0.260, SLG: 0.265				F8		P5				L1-3	4	1	1	1	0	0	2				
Frank Castillo, R OBP: 0.077, SLG: 0.077				F8		P5				L1-3	3	0	0	0	0	1	2				
Bob Patterson, R				F8		P5				L1-3	0	0	0	0	0	0	0				
Terry Adams, R				F8		P5				L1-3	0	0	0	0	0	0	0				
Luis Gonzalez, L OBP: 0.373, SLG: 0.429				F8		P5				L1-3	1	0	0	0	0	0	0				
Turk Wendell, L OBP: 0.500, SLG: 0.500				F8		P5				L1-3	0	0	0	0	0	0	0				
<b>Inning Stats</b>	R: 0 E: 0 K: 0 S: 7	H: 0 LOB: 0 BB: 0 P: 11	R: 0 E: 1 K: 1 S: 6	H: 0 LOB: 0 BB: 0 P: 11	R: 0 E: 0 K: 0 S: 10	H: 0 LOB: 0 BB: 0 P: 12	R: 0 E: 0 K: 0 S: 10	H: 1 LOB: 1 BB: 0 P: 17	R: 0 E: 1 K: 0 S: 7	H: 0 LOB: 0 BB: 0 P: 12	R: 1 E: 0 K: 0 S: 8	H: 2 LOB: 2 BB: 1 P: 15	R: 0 E: 0 K: 1 S: 10	H: 1 LOB: 2 BB: 1 P: 19	R: 0 E: 0 K: 0 S: 10	H: 1 LOB: 1 BB: 0 P: 13	R: 0 E: 0 K: 0 S: 8	H: 0 LOB: 0 BB: 0 P: 11	1B: 3 2B: 1 3B: 0 HR: 1	SF: 0 SAC: 0 DP: 1 HBP: 0	WP: 1 PA: 38
<b>PITCHER</b>	IP WLS BF H R ER SO ERA WHIP	IP WLS BF H R ER SO ERA WHIP	IP WLS BF H R ER SO ERA WHIP	IP WLS BF H R ER SO ERA WHIP	IP WLS BF H R ER SO ERA WHIP	IP WLS BF H R ER SO ERA WHIP	IP WLS BF H R ER SO ERA WHIP	IP WLS BF H R ER SO ERA WHIP	IP WLS BF H R ER SO ERA WHIP	IP WLS BF H R ER SO ERA WHIP	IP WLS BF H R ER SO ERA WHIP	IP WLS BF H R ER SO ERA WHIP	IP WLS BF H R ER SO ERA WHIP	IP WLS BF H R ER SO ERA WHIP	IP WLS BF H R ER SO ERA WHIP	IP WLS BF H R ER SO ERA WHIP	IP WLS BF H R ER SO ERA WHIP	IP WLS BF H R ER SO ERA WHIP	IP WLS BF H R ER SO ERA WHIP	IP WLS BF H R ER SO ERA WHIP	IP WLS BF H R ER SO ERA WHIP
Fernando Valenzuela, L ERA: 3.67	6.1	25	4	1	1	1	2	0	0	0	1	52	88	1.42	0.947						
Doug Bochtler, R ERA: 4.33	1.2	5	0	0	0	3	0	0	0	0	0	16	23	0.00	0.000						
Trevor Hoffman, R ERA: 1.27	2.0	7	1	0	0	0	0	0	0	0	0	17	24	0.00	0.500						

Chicago Cubs @ San Diego Padres  
 Jack Murphy Stadium, San Diego, CA  
 Fri Jun 21 1996, 10:05 PM EDT  
 Att: 49,503 - Unknown - 68 F

AB 35  
 R 1  
 H 5  
 RBI 1  
 BB 2  
 SO 4  
 LOB 14



Batter	1	2	3	4	5	6	7	8	9	10	AB	R	H	RBI	BB	SO	LOB	BOTTOM			
Tony Gwynn, L OBP: 0.382, SLG: 0.435	F9		G5-3		1B			2B		G3-1	5	1	3	0	0	0	0				
Steve Finley, L OBP: 0.320, SLG: 0.449	G3		2B		G4-3			L8		1B	4	0	1	0	1	0	2				
Ken Caminiti, S OBP: 0.343, SLG: 0.451	1B		F7		G4-3			IBB		G3-1	4	0	1	0	1	0	3				
Marc Newfield, R OBP: 0.279, SLG: 0.480	G4-3		G4-3		G4-3			F6		1B	3	0	0	0	0	0	1				
Doug Bochtler, R	G4-3		G4-3		G4-3			F6		1B	0	0	0	0	0	0	0				
Jody Reed, R OBP: 0.312, SLG: 0.279	G4-3		G4-3		G4-3			F6		1B	2	0	1	1	0	0	2				
Jason Thompson, L OBP: 0.279, SLG: 0.500			HR		G4-3			F8		1B	2	1	1	1	1	1	0				
Brian Johnson, R OBP: 0.301, SLG: 0.453			HR		G4-3			F8		1B	1	0	0	0	0	0	2				
Trevor Hoffman, R			HR		G4-3			F8		1B	0	0	0	0	0	0	0				
Archi Cianfranco, R OBP: 0.331, SLG: 0.426	F9		F9		G4-6-3			K		K	4	0	1	0	0	2	0				
Chris Gomez, R OBP: 0.323, SLG: 0.295	P6		F9		G4-6-3			K		K	4	0	0	0	0	2	2				
John Flaherty, R OBP: 0.277, SLG: 0.387	F8		F8		G4-6-3			K		K	4	0	1	0	0	1	0				
Fernando Valenzuela, L OBP: 0.154, SLG: 0.154			G1-3		G4-3			G4-3		P3	2	0	0	0	0	0	0				
Rickey Henderson, R OBP: 0.410, SLG: 0.363			G1-3		G4-3			G4-3		P3	2	0	0	0	0	0	2				
<b>Inning Stats</b>	R: 0 E: 0 K: 0 S: 7	H: 1 LOB: 1 BB: 0 P: 11	R: 1 E: 0 K: 0 S: 11	H: 1 LOB: 0 BB: 0 P: 14	R: 0 E: 0 K: 0 S: 7	H: 1 LOB: 1 BB: 0 P: 14	R: 0 E: 0 K: 0 S: 7	H: 1 LOB: 1 BB: 0 P: 12	R: 0 E: 0 K: 1 S: 9	H: 0 LOB: 0 BB: 0 P: 15	R: 0 E: 1 K: 2 S: 11	H: 0 LOB: 1 BB: 0 P: 19	R: 0 E: 0 K: 0 S: 7	H: 1 LOB: 2 BB: 1 P: 14	R: 0 E: 0 K: 2 S: 11	H: 1 LOB: 1 BB: 0 P: 15	R: 1 E: 0 K: 0 S: 9	H: 2 LOB: 2 BB: 1 P: 16	1B: 5 2B: 3 3B: 0 HR: 1	SF: 0 SAC: 0 DP: 1 HBP: 0	WP: 0 PA: 40
<b>PITCHER</b>	IP WLS BF H R ER SO ERA WHIP	IP WLS BF H R ER SO ERA WHIP	IP WLS BF H R ER SO ERA WHIP	IP WLS BF H R ER SO ERA WHIP	IP WLS BF H R ER SO ERA WHIP	IP WLS BF H R ER SO ERA WHIP	IP WLS BF H R ER SO ERA WHIP	IP WLS BF H R ER SO ERA WHIP	IP WLS BF H R ER SO ERA WHIP	IP WLS BF H R ER SO ERA WHIP	IP WLS BF H R ER SO ERA WHIP	IP WLS BF H R ER SO ERA WHIP	IP WLS BF H R ER SO ERA WHIP	IP WLS BF H R ER SO ERA WHIP	IP WLS BF H R ER SO ERA WHIP	IP WLS BF H R ER SO ERA WHIP	IP WLS BF H R ER SO ERA WHIP	IP WLS BF H R ER SO ERA WHIP	IP WLS BF H R ER SO ERA WHIP	IP WLS BF H R ER SO ERA WHIP	
Frank Castillo, R ERA: 6.25	7.1	29	6	1	4	1	1	0	0	0	1	1.23	0.955								
Bob Patterson, L ERA: 2.28	0.1	2	0	0	0	0	0	0	0	3	8	0.00	0.000								
Terry Adams, R ERA: 2.3	1.1	5	1	0	0	2	0	0	0	12	16	0.00	0.750								
Turk Wendell, R ERA: 2.27	0.1	L	4	2	1	1	0	1	0	0	9	16	27.00	6.000							

Chicago Cubs @ San Diego Padres  
 Jack Murphy Stadium, San Diego, CA  
 Fri Jun 21 1996, 10:05 PM EDT  
 Att: 49,503 - Unknown - 68 F

AB 37  
 R 2  
 H 9  
 RBI 2  
 BB 3  
 SO 6  
 LOB 14





Batter	1	2	3	4	5	6	7	8	9	AB	R	H	RBI	BB	SO	LOB	TOP
<b>Brian McRae, S</b> (1, 8) OBP: 0.355, SLG: 0.375	4-2 G6-4-3 1B BB		1-0 HBP HBP		1-2 G4-3		2-2 G4-6-3 1-2f		1-1 G3-1	3	0	0	0	1	0	1	
<b>Brant Brown, L</b> (1, 3) OBP: 0.472, SLG: 0.824	0-0 G6-4-3 1B		1-0 HBP		1-2 G4-3		1-1 1B			3	0	2	0	0	0	0	
<b>Sammy Sosa, R</b> (1, 9) OBP: 0.293, SLG: 0.544	1-1 G6-4-3 1-2f 2-3		3-3 K			2-1 1B G5-4-3 2B	0-2 1B			4	1	2	0	0	1	4	
<b>Luis Gonzalez, L</b> (1, 7) OBP: 0.366, SLG: 0.421	2-3 K			1-0 L5		0-0 1B G5-4-3	2-0 F7			4	0	1	0	0	1	3	
<b>Leo Gomez, R</b> (1, 5) OBP: 0.356, SLG: 0.508		1-0 F8		4-2 HR BB		1-1 G5-4-3 1-2f	0-1 F8			3	1	0	0	1	0	1	
<b>23 Ryne Sandberg, R</b> (1, 4) OBP: 0.297, SLG: 0.445	1-1 F7		1-3 K		1-1 HR	3-H HR	2-1 F8			4	1	1	1	0	1	1	
<b>José Hernández, R</b> (1, 6) OBP: 0.285, SLG: 0.308	1-3 K		0-0 HR		4-2 BB		1-3 K			3	1	1	2	1	2	0	
<b>Mike Hubbard, R</b> (1, 2) <b>Scott Bullett, L</b> (9, PH) OBP: 0.354, SLG: 0.500			1-3 K	2-3 K		0-1 P6			3-3 K	3	0	0	0	0	2	1	
<b>Amaury Telemaco, R</b> (1, 1) <b>Kent Bottenfield, R</b> (5, 1) <b>Dave Magadan, L</b> (7, PH) OBP: 0.366, SLG: 0.133 <b>Jim Bullinger, R</b> (7, 1) OBP: 0.333, SLG: 0.636 <b>Scott Servais, R</b> (9, PH) OBP: 0.354, SLG: 0.433			3-3 K		3-3 K		4-2 BB		0-3 K	2	0	0	0	0	2	0	
<b>Inning Stats</b>	R: 0 E: 0 K: 1 S: 10	H: 1 LOB: 1 BB: 1 P: 17	R: 0 E: 0 K: 1 S: 6	H: 0 LOB: 0 BB: 0 P: 9	R: 0 E: 0 K: 3 S: 10	H: 0 LOB: 2 BB: 0 P: 19	R: 2 E: 0 K: 2 S: 11	H: 3 LOB: 1 BB: 1 P: 19	R: 0 E: 0 K: 0 S: 13	H: 2 LOB: 2 BB: 1 P: 22	R: 0 E: 0 K: 1 S: 7	H: 0 LOB: 0 BB: 0 P: 10	R: 0 E: 0 K: 2 S: 8	H: 0 LOB: 0 BB: 0 P: 12	1B: 4 2B: 1 3B: 0 HR: 2	SF: 0 SAC: 0 DP: 3 HBP: 2	WP: 0 PA: 37 PB: 0 SB: 0 CS: 0
<b>PITCHER</b>	IP	WLS	BF	H	R	ER	SO	BB	IBB	HBP	BLK	WP	HR	S	P	ERA	WHIP
<b>Joey Hamilton, R</b> (1, 1) ERA: 4.51	6.2	W	29	6	4	4	8	4	0	2	0	0	2	66	113	5.40	1.500
<b>Tim Worrell, R</b> (7, 1) ERA: 2.09	0.0		1	1	0	0	0	0	0	0	0	0	0	3	3	∞	∞
<b>Ron Villone, L</b> (7, 1) ERA:	0.1		1	0	0	0	0	0	0	0	0	0	0	1	3	0.00	0.000
<b>Trevor Hoffman, R</b> (8, 1) ERA: 1.21	2.0	S	6	0	0	0	3	0	0	0	0	0	0	15	22	0.00	0.000

Chicago Cubs @ San Diego Padres  
Jack Murphy Stadium, San Diego, CA  
Sun Jun 23 1996, 6:33 AM EDT  
Att: 30,672 - Sunny - 78 F

AB 31  
R 4  
H 7  
RBI 3  
BB 4  
SO 11  
LOB 11



Batter	1	2	3	4	5	6	7	8	9	AB	R	H	RBI	BB	SO	LOB	BOTTOM
<b>Rickey Henderson, R</b> (1, 7) OBP: 0.412, SLG: 0.330	0-0 F7		2-2 F7		1-0 HR		4-0 G4-3 G6-3 BB			3	1	1	1	1	0	0	
<b>Tony Gwynn, L</b> (1, 9) OBP: 0.383, SLG: 0.438	2-0 F7		1-1 2B SF8 1B		1-2 G3		2-1 G6-3 1-2			4	1	1	0	0	0	1	
<b>Steve Finley, L</b> (1, 8) OBP: 0.322, SLG: 0.460	3-0 F9		1-2 2B		0-1 HR		0-1 G4-3 2-3			4	1	2	1	0	0	1	
<b>Archi Cianfrocco, R</b> (1, 5) OBP: 0.323, SLG: 0.425		1-0 F7	1-2 SF8		1-0 G5-3		1-1 F9			3	0	0	1	0	0	1	
<b>Scott Livingstone, L</b> (1, 3) OBP: 0.322, SLG: 0.405		1-1 HR 1B	0-0 L7			0-0 F7		2-1 G3-1		4	1	1	0	0	0	1	
<b>John Flaherty, R</b> (1, 2) OBP: 0.276, SLG: 0.418		1-0 HR		1-0 G3-1		1-2 G6-3		1-0 G5-3		4	1	1	2	0	0	0	
<b>Jody Reed, R</b> (1, 4) OBP: 0.312, SLG: 0.277		0-1 F9		2-1 F8		1-2 1B 1B		1-2 G6-3		4	0	1	0	0	0	0	
<b>Chris Gomez, R</b> (1, 6) OBP: 0.329, SLG: 0.299		3-2 1B		2-1 L4		1-1 1B		1-2 1B		3	0	2	0	0	0	0	
<b>Joey Hamilton, R</b> (1, 1) OBP: 0.189, SLG: 0.222 <b>Tim Worrell, R</b> (7, 1) <b>Ron Villone, L</b> (7, 1) <b>Trevor Hoffman, R</b> (8, 1)		0-3 K		1-0 G1-3		0-3 K				3	0	0	0	0	2	3	
<b>Inning Stats</b>	R: 0 E: 0 K: 0 S: 3	H: 0 LOB: 0 BB: 0 P: 8	R: 2 E: 0 K: 1 S: 15	H: 3 LOB: 1 BB: 0 P: 21	R: 1 E: 0 K: 0 S: 14	H: 2 LOB: 1 BB: 0 P: 19	R: 0 E: 0 K: 0 S: 5	H: 0 LOB: 0 BB: 0 P: 10	R: 2 E: 0 K: 1 S: 8	H: 2 LOB: 2 BB: 0 P: 12	R: 0 E: 0 K: 1 S: 13	H: 0 LOB: 1 BB: 1 P: 13	R: 0 E: 0 K: 0 S: 6	H: 0 LOB: 0 BB: 0 P: 10	1B: 5 2B: 1 3B: 0 HR: 3	SF: 1 SAC: 0 DP: 0 HBP: 0	WP: 0 PA: 34 PB: 0 SB: 0 CS: 0
<b>PITCHER</b>	IP	WLS	BF	H	R	ER	SO	BB	IBB	HBP	BLK	WP	HR	S	P	ERA	WHIP
<b>Amaury Telemaco, R</b> (1, 1) ERA: 4.79	4.2	L	21	7	5	5	1	0	0	0	0	0	3	44	68	9.64	1.500
<b>Kent Bottenfield, R</b> (5, 1) ERA:	1.1		6	2	0	0	1	0	0	0	0	0	0	14	18	0.00	1.500
<b>Jim Bullinger, R</b> (7, 1) ERA: 5.9	2.0		7	0	0	0	0	1	0	0	0	0	0	12	23	0.00	0.500

Chicago Cubs @ San Diego Padres  
Jack Murphy Stadium, San Diego, CA  
Sun Jun 23 1996, 6:33 AM EDT  
Att: 30,672 - Sunny - 78 F

AB 32  
R 5  
H 9  
RBI 5  
BB 1  
SO 2  
LOB 7



Batter	1	2	3	4	5	6	7	8	9	AB	R	H	RBI	BB	SO	LOB	TOP								
James Mouton, R (1, 7) OBP: 0.326, SLG: 0.345										4	2	2	0	0	1	0									
Craig Biggio, R (1, 4) OBP: 0.395, SLG: 0.443										3	1	1	0	0	0	0									
5 Jeff Bagwell, R (1, 3) OBP: 0.360, SLG: 0.662										2	1	0	1	1	1	1									
Derek Bell, R (1, 9) OBP: 0.338, SLG: 0.455										3	2	1	2	1	1	1									
Sean Berry, R (1, 5) OBP: 0.320, SLG: 0.475										4	1	1	4	0	2	1									
Rick Wilkins, L (1, 2) OBP: 0.349, SLG: 0.360										4	0	0	0	0	1	0									
Brian Hunter, R (1, 8) OBP: 0.292, SLG: 0.344										4	0	0	0	0	1	0									
Orlando Miller, R (1, 6) OBP: 0.313, SLG: 0.430										3	1	1	1	0	0	0									
Todd Jones, L (7, 1)										1	0	0	0	0	0	0									
Mike Hampton, R (1, 1) OBP: 0.435, SLG: 0.316										2	0	0	0	0	0	0									
Ricky Gutierrez, R (7, 6) OBP: 0.363, SLG: 0.361										1	1	0	0	1	1	0									
<b>Inning Stats</b>	R: 0 E: 0 K: 1 S: 9	H: 0 LOB: 0 BB: 0 P: 10	R: 0 E: 0 K: 0 S: 8	H: 0 LOB: 0 BB: 0 P: 10	R: 0 E: 0 K: 0 S: 6	H: 0 LOB: 0 BB: 0 P: 7	R: 1 E: 0 K: 2 S: 14	H: 2 LOB: 1 BB: 0 P: 22	R: 1 E: 0 K: 0 S: 8	H: 1 LOB: 0 BB: 0 P: 15	R: 2 E: 0 K: 2 S: 10	H: 2 LOB: 0 BB: 0 P: 11	R: 0 E: 0 K: 0 S: 6	H: 0 LOB: 0 BB: 0 P: 9	R: 5 E: 1 K: 2 S: 14	H: 1 LOB: 0 BB: 3 P: 30	R: 0 E: 0 K: 1 S: 9	H: 0 LOB: 0 BB: 0 P: 14	1B: 2 2B: 1 3B: 0 HR: 3	SF: 1 SAC: 2 DP: 0 HBP: 0	WP: 0 PB: 0 SB: 3 CS: 0	PA: 37			
<b>PITCHER</b>	IP	WLS	BF	H	R	ER	SO	BB	IBB	HBP	BLK	WP	HR	S	P	ERA	WHIP								
Bob Tewksbury, R (1, 1) ERA: 4.13	7.0		26	5	4	4	5	0	0	0	0	0	2	61	84	5.14	0.714								
Scott Sanders, R (8, 1) ERA: 3.46	0.1	L	5	0	4	4	0	1	2	0	0	0	0	5	18	108.00	3.000								
Doug Bochtler, R (8, 1) ERA: 4.25	0.2		3	1	1	0	2	0	0	0	0	0	1	9	12	0.00	1.500								
Willie Blair, R (9, 1) ERA: 4.27	1.0		3	0	0	0	1	0	0	0	0	0	0	9	14	0.00	0.000								

Houston Astros @ San Diego Padres  
 Jack Murphy Stadium, San Diego, CA  
 Tue Jun 25 1996, 10:05 PM EDT  
 Att: 13,458 - Unknown - 67 F

AB	31
R	9
H	6
RBI	8
BB	3
SO	8
LOB	3



Batter	1	2	3	4	5	6	7	8	9	AB	R	H	RBI	BB	SO	LOB	BOTTOM								
Rickey Henderson, R (1, 7) OBP: 0.405, SLG: 0.323										5	1	0	0	0	0	4									
Tony Gwynn, L (1, 9) OBP: 0.381, SLG: 0.433										3	1	0	0	0	1	0									
Scott Sanders, R (8, 1)										0	0	0	0	0	0	0									
Doug Bochtler, R (8, 1)										0	0	0	0	0	0	0									
Willie Blair, R (9, 1)										0	0	0	0	0	0	0									
Chris Gwynn, L (9, PH) OBP: 0.320, SLG: 0.233										1	0	1	0	0	0	0									
Steve Finley, L (1, 8) OBP: 0.323, SLG: 0.459										5	0	2	1	0	0	4									
Ken Caminiti, S (1, 5) OBP: 0.335, SLG: 0.441										5	0	2	2	0	0	2									
Archi Cianfrocco, R (1, 3) OBP: 0.321, SLG: 0.420										4	1	1	0	0	0	3									
John Flaherty, R (1, 2) OBP: 0.288, SLG: 0.422										3	0	2	1	1	0	0									
Chris Gomez, R (1, 6) OBP: 0.327, SLG: 0.297										4	0	1	0	0	2	2									
Jody Reed, R (1, 4) OBP: 0.314, SLG: 0.278										3	0	1	0	1	0	1									
Bob Tewksbury, R (1, 1) OBP: 0.059, SLG: 0.030										2	0	0	0	0	1	2									
Marc Newfield, R (7, PH) OBP: 0.378, SLG: 0.477										2	1	1	0	0	0	1									
<b>Inning Stats</b>	R: 0 E: 0 K: 0 S: 10	H: 2 LOB: 2 BB: 0 P: 13	R: 0 E: 0 K: 2 S: 13	H: 1 LOB: 2 BB: 1 P: 22	R: 0 E: 0 K: 0 S: 5	H: 1 LOB: 0 BB: 0 P: 10	R: 1 E: 1 K: 0 S: 9	H: 2 LOB: 0 BB: 0 P: 13	R: 0 E: 0 K: 1 S: 6	H: 0 LOB: 1 BB: 1 P: 17	R: 0 E: 0 K: 1 S: 6	H: 0 LOB: 1 BB: 1 P: 13	R: 3 E: 1 K: 0 S: 13	H: 3 LOB: 1 BB: 0 P: 15	R: 0 E: 0 K: 0 S: 7	H: 1 LOB: 1 BB: 0 P: 12	R: 0 E: 0 K: 0 S: 10	H: 1 LOB: 1 BB: 0 P: 14	1B: 10 2B: 1 3B: 0 HR: 0	SF: 0 SAC: 0 DP: 1 HBP: 0	WP: 0 PB: 0 SB: 0 CS: 0	PA: 40			
<b>PITCHER</b>	IP	WLS	BF	H	R	ER	SO	BB	IBB	HBP	BLK	WP	HR	S	P	ERA	WHIP								
Mike Hampton, L (1, 1) ERA: 3.17	6.2		31	9	4	0	0	3	0	0	0	0	0	65	101	0.00	1.800								
Todd Jones, R (7, 1) ERA: 3.32	2.1	W	9	2	0	0	0	0	0	0	0	0	0	19	28	0.00	0.857								

Houston Astros @ San Diego Padres  
 Jack Murphy Stadium, San Diego, CA  
 Tue Jun 25 1996, 10:05 PM EDT  
 Att: 13,458 - Unknown - 67 F

AB	37
R	4
H	11
RBI	4
BB	3
SO	3
LOB	22



Batter	1	2	3	4	5	6	7	8	9	AB	R	H	RBI	BB	SO	LOB	TOP								
John Cangelosi, S (1, 7) OBP: 0.420, SLG: 0.385	F8		G3		F8				K	4	0	0	0	1	1	3	<b>Houston Astros @ San Diego Padres</b> Jack Murphy Stadium, San Diego, CA Wed Jun 26 1996, 10:05 PM EDT Att: 12,388 - Unknown - 67 F  livebaseballscorecards.com  <b>AB 33</b> <b>R 4</b> <b>H 8</b> <b>RBI 4</b> <b>BB 4</b> <b>SO 7</b> <b>LOB 13</b>								
Craig Biggio, R (1, 4) OBP: 0.395, SLG: 0.438	G5-3			G5-4-3 HBP					FC5-4 CS	3	0	0	0	1	1	4									
5 Jeff Bagwell, R (1, 3) OBP: 0.458, SLG: 0.656				G5-4-3					CS	4	0	1	0	0	1	3									
Derek Bell, R (1, 9) OBP: 0.340, SLG: 0.459	CS	G5-3		HR					F9	4	2	2	0	0	0	0									
Sean Berry, R (1, 5) OBP: 0.319, SLG: 0.484				HR					L6	4	1	1	2	0	1	1									
Rick Wilkins, L (1, 2) OBP: 0.351, SLG: 0.370				HR						3	1	1	1	1	0	0									
James Mouton, R (1, 8) OBP: 0.324, SLG: 0.341				BB						4	0	1	1	0	1	1									
Orlando Miller, R (1, 6) OBP: 0.308, SLG: 0.422										4	0	0	0	0	2	1									
Donne Wall, R (1, 1) OBP: 0.304, SLG: 0.238										3	0	2	0	1	0	0									
Billy Wagner, L (9, 1)									FC5-4	0	0	0	0	0	0	0									
<b>Inning Stats</b>	R: 0 E: 0 K: 0 S: 7	H: 1 LOB: 0 BB: 0 P: 12	R: 0 E: 0 K: 0 S: 5	H: 0 LOB: 0 BB: 0 P: 9	R: 0 E: 1 K: 1 S: 11	H: 0 LOB: 1 BB: 0 P: 17	R: 2 E: 0 K: 0 S: 17	H: 2 LOB: 1 BB: 1 P: 27	R: 0 E: 0 K: 1 S: 11	H: 1 LOB: 2 BB: 1 P: 20	R: 2 E: 0 K: 3 S: 20	H: 3 LOB: 3 BB: 2 P: 40	R: 0 E: 0 K: 0 S: 6	H: 0 LOB: 0 BB: 0 P: 10	R: 0 E: 0 K: 1 S: 7	H: 0 LOB: 0 BB: 0 P: 13	R: 0 E: 0 K: 1 S: 9	H: 1 LOB: 0 BB: 0 P: 14	1B: 5 2B: 1 3B: 1 HR: 1	SF: 0 SAC: 0 DP: 1 HBP: 1	WP: 0 PB: 0 SB: 2 CS: 2	PA: 40			
<b>PITCHER</b>	IP	WLS	BF	H	R	ER	SO	BB	IBB	HBP	BLK	WP	HR	S	P	ERA	WHIP								
Tim Worrell, R (1, 1) ERA: 2.51	5.1	L	25	7	4	4	3	2	0	1	0	0	1	62	105	6.75	1.688								
Bryce Florie, R (6, 1) ERA: 3.16	0.1	3	0	0	0	0	1	2	0	0	0	0	0	4	13	0.00	6.000								
Willie Blair, R (6, 1) ERA: 4.15	1.1	4	0	0	0	1	1	0	0	0	0	0	0	11	17	0.00	0.000								
Ron Villone, L (8, 1) ERA:	2.0	6	1	0	0	2	2	0	0	0	0	0	0	16	27	0.00	0.500								

Batter	1	2	3	4	5	6	7	8	9	AB	R	H	RBI	BB	SO	LOB	BOTTOM								
Rickey Henderson, R (1, 7) OBP: 0.406, SLG: 0.330	F8 G4-3 2B				G4-3				L7	4	1	2	0	0	0	0	<b>Houston Astros @ San Diego Padres</b> Jack Murphy Stadium, San Diego, CA Wed Jun 26 1996, 10:05 PM EDT Att: 12,388 - Unknown - 67 F  livebaseballscorecards.com  <b>AB 32</b> <b>R 3</b> <b>H 10</b> <b>RBI 3</b> <b>BB 3</b> <b>SO 4</b> <b>LOB 12</b>								
Tony Gwynn, L (1, 9) OBP: 0.380, SLG: 0.431	F8				G4-3				G4-3	3	0	1	0	0	0	1									
Chris Gwynn, L (7, 9) OBP: 0.314, SLG: 0.227										1	0	0	0	0	0	0									
Steve Finley, L (1, 8) OBP: 0.325, SLG: 0.463	G4-3				G4-6-3 1B				K	4	1	2	1	0	1	0									
Ken Caminiti, S (1, 5) OBP: 0.337, SLG: 0.452					F9				G1-3	3	1	1	2	1	0	2									
Scott Livingstone, L (1, 3) OBP: 0.322, SLG: 0.395										2	0	0	0	1	0	2									
Marc Newfield, R (9, PH) OBP: 0.376, SLG: 0.473					G4-6-3				F7	1	0	0	0	0	0	0									
John Flaherty, R (1, 2) OBP: 0.293, SLG: 0.424									P4	4	0	2	0	0	1	2									
Chris Gomez, R (1, 6) OBP: 0.326, SLG: 0.291										3	0	0	0	1	1	2									
Jody Reed, R (1, 4) OBP: 0.314, SLG: 0.279										3	0	1	0	0	0	1									
Ron Villone, L (8, 1) OBP: 0.305, SLG: 0.474										0	0	0	0	0	0	0									
Brian Johnson, R (9, PH) OBP: 0.305, SLG: 0.474										1	0	1	0	0	0	0									
Tim Worrell, R (1, 1) ERA: 3.36										1	0	0	0	0	0	0									
Bryce Florie, R (6, 1)										0	0	0	0	0	0	0									
Willie Blair, R (6, 1)										0	0	0	0	0	0	0									
Archi Cianfrocco, R (8, 4) OBP: 0.317, SLG: 0.414										2	0	0	0	0	1	2									
<b>Inning Stats</b>	R: 1 E: 0 K: 1 S: 11	H: 1 LOB: 2 BB: 2 P: 23	R: 0 E: 0 K: 0 S: 5	H: 2 LOB: 0 BB: 0 P: 8	R: 0 E: 0 K: 1 S: 13	H: 2 LOB: 1 BB: 0 P: 17	R: 0 E: 0 K: 1 S: 8	H: 1 LOB: 0 BB: 0 P: 14	R: 0 E: 0 K: 0 S: 8	H: 0 LOB: 0 BB: 0 P: 11	R: 0 E: 0 K: 1 S: 8	H: 0 LOB: 0 BB: 0 P: 13	R: 0 E: 0 K: 0 S: 6	H: 1 LOB: 0 BB: 0 P: 12	R: 0 E: 0 K: 0 S: 6	H: 0 LOB: 0 BB: 0 P: 9	R: 2 E: 0 K: 1 S: 19	H: 3 LOB: 2 BB: 1 P: 29	1B: 7 2B: 2 3B: 0 HR: 1	SF: 0 SAC: 1 DP: 3 HBP: 0	WP: 0 PB: 0 SB: 0 CS: 0	PA: 36			
<b>PITCHER</b>	IP	WLS	BF	H	R	ER	SO	BB	IBB	HBP	BLK	WP	HR	S	P	ERA	WHIP								
Donne Wall, R (1, 1) ERA: 3.36	8.0	W	31	9	3	3	3	2	0	0	0	0	0	68	114	3.38	1.375								
Billy Wagner, L (9, 1) ERA: 2.7	1.0	S	5	1	0	0	1	1	0	0	0	0	0	16	22	0.00	2.000								


Batter	1	2	3	4	5	6	7	8	9	AB	R	H	RBI	BB	SO	LOB	TOP					
<b>Rickey Henderson, R</b> OBP: 0.409, SLG: 0.346 (1, 7)										4	3	2	1	1	1	0	<b>San Diego Padres @ San Francisco Giants</b> 3Com Park at Candlestick Point, San Francisco, CA Thu Jun 27 1996, 10:05 PM EDT Att: 12,325 - Unknown - 59 F					
<b>Steve Finley, L</b> OBP: 0.325, SLG: 0.477 (1, 8)										5	3	3	1	0	0	0						
<b>Ken Caminiti, S</b> OBP: 0.342, SLG: 0.465 (1, 5)										4	1	2	3	1	0	0						
<b>Scott Livingstone, L</b> OBP: 0.324, SLG: 0.290 <b>Archi Cianfrocco, R</b> OBP: 0.321, SLG: 0.418 (8, 3)										4	1	0	0	0	0	1						
<b>Chris Gwynn, L</b> OBP: 0.321, SLG: 0.229 (1, 9)										4	1	1	0	1	2	1						
<b>John Flaherty, R</b> OBP: 0.292, SLG: 0.436 (1, 2)										4	1	1	3	0	1	1						
<b>Chris Gomez, R</b> OBP: 0.309, SLG: 0.290 <b>Sean Bergman, R</b> OBP: 0.100, SLG: 0.200 (8, 1)										4	0	1	0	0	0	0						
<b>Jody Reed, R</b> OBP: 0.313, SLG: 0.289 (1, 4)										4	1	1	1	0	1	1						
<b>Fernando Valenzuela, L</b> OBP: 0.133, SLG: 0.133 <b>Luis Lopez, S</b> OBP: 0.210, SLG: 0.258 (8, 6)										3	0	0	0	0	1	0						
<b>Inning Stats</b>	R: 0 E: 0 K: 1 S: 7	H: 0 LOB: 0 BB: 0 P: 8	R: 0 E: 0 K: 1 S: 8	H: 0 LOB: 0 BB: 0 P: 11	R: 0 E: 0 K: 0 S: 5	H: 0 LOB: 0 BB: 0 P: 6	R: 3 E: 0 K: 2 S: 20	H: 3 LOB: 0 BB: 0 P: 28	R: 2 E: 0 K: 0 S: 11	H: 2 LOB: 0 BB: 0 P: 16	R: 0 E: 0 K: 0 S: 7	H: 1 LOB: 1 BB: 0 P: 9	R: 0 E: 0 K: 1 S: 9	H: 0 LOB: 0 BB: 0 P: 13	R: 4 E: 0 K: 1 S: 18	H: 4 LOB: 1 BB: 1 P: 30		R: 2 E: 0 K: 1 S: 9	H: 2 LOB: 1 BB: 2 P: 21	1B: 6 2B: 1 3B: 0 HR: 5	SF: 0 SAC: 0 DP: 0 HBP: 0	WP: 0 PB: 0 CS: 0
<b>PITCHER</b>	IP	WLS	BF	H	R	ER	SO	BB	IBB	HBP	BLK	WP	HR	S	P	ERA	WHIP					
<b>Mark Gardner, R</b> ERA: 3.96 <b>Jose Bautista, R</b> ERA: 2.92 <b>Doug Creek, L</b> ERA: 6.38 <b>Jeff Juden, R</b> ERA: 4.3 <b>Mark Dewey, R</b> ERA: 4.09	5.0	L	20	5	5	5	4	0	0	0	0	0	3	51	69	9.00	1.000					
	2.0	7	1	0	0	1	0	0	0	0	0	0	0	16	22	0.00	0.500					
	0.2	5	2	3	3	0	1	0	0	0	0	0	1	11	20	40.50	4.500					
	0.2	5	2	2	2	2	1	0	0	0	0	0	1	11	19	27.00	4.500					
	0.2	4	2	1	1	0	0	0	1	0	0	0	0	5	12	13.50	3.000					

AB	38
R	11
H	12
RBI	11
BB	3
SO	7
LOB	4



Batter	1	2	3	4	5	6	7	8	9	AB	R	H	RBI	BB	SO	LOB	BOTTOM					
<b>Stan Javier, S</b> OBP: 0.323, SLG: 0.374 (1, 8)										4	0	0	0	0	2	4	<b>San Diego Padres @ San Francisco Giants</b> 3Com Park at Candlestick Point, San Francisco, CA Thu Jun 27 1996, 10:05 PM EDT Att: 12,325 - Unknown - 59 F					
<b>Robby Thompson, R</b> OBP: 0.318, SLG: 0.411 (1, 4)										4	1	2	0	0	0	3						
<b>Barry Bonds, L</b> OBP: 0.412, SLG: 0.565 (1, 7)										3	0	0	0	1	0	4						
<b>Matt Williams, R</b> OBP: 0.374, SLG: 0.526 (1, 5)										4	0	0	0	0	2	4						
<b>Mark Carreon, R</b> OBP: 0.323, SLG: 0.451 (1, 3)										4	0	1	1	0	0	0						
<b>Dave McCarty, R</b> OBP: 0.353, SLG: 0.395 (1, 9)										4	0	0	0	0	2	1						
<b>Shawon Dunston, R</b> OBP: 0.328, SLG: 0.440 (1, 6)										4	0	1	0	0	2	0						
<b>Kirt Manwaring, R</b> OBP: 0.354, SLG: 0.354 <b>Dan Feltner, L</b> OBP: 0.405, SLG: 0.406 (9, PH)										3	0	1	0	0	0	1						
<b>Mark Gardner, R</b> OBP: 0.179, SLG: 0.158 <b>Steve Dickler, R</b> OBP: 0.330, SLG: 0.300 <b>Jose Bautista, R</b> OBP: 0.333, SLG: 0.300 <b>Steve Scarsone, R</b> OBP: 0.333, SLG: 0.300 <b>Doug Creek, L</b> OBP: 0.333, SLG: 0.300 <b>Jeff Juden, R</b> OBP: 0.333, SLG: 0.300 <b>Mark Dewey, R</b> OBP: 0.333, SLG: 0.300 <b>Tom Lampkin, L</b> OBP: 0.333, SLG: 0.300 (9, PH)										1	0	1	0	0	0	0						
<b>Inning Stats</b>	R: 0 E: 0 K: 2 S: 8	H: 1 LOB: 1 BB: 0 P: 10	R: 0 E: 0 K: 0 S: 10	H: 1 LOB: 0 BB: 0 P: 16	R: 0 E: 0 K: 0 S: 10	H: 1 LOB: 2 BB: 1 P: 17	R: 0 E: 0 K: 1 S: 9	H: 0 LOB: 0 BB: 0 P: 11	R: 0 E: 0 K: 0 S: 13	H: 1 LOB: 2 BB: 1 P: 24	R: 0 E: 0 K: 2 S: 9	H: 0 LOB: 0 BB: 0 P: 14	R: 0 E: 0 K: 1 S: 10	H: 1 LOB: 1 BB: 0 P: 16	R: 1 E: 0 K: 1 S: 10	H: 2 LOB: 1 BB: 0 P: 17		R: 0 E: 0 K: 1 S: 8	H: 0 LOB: 1 BB: 1 P: 15	1B: 5 2B: 2 3B: 0 HR: 0	SF: 0 SAC: 1 DP: 0 HBP: 0	WP: 0 PB: 0 CS: 0
<b>PITCHER</b>	IP	WLS	BF	H	R	ER	SO	BB	IBB	HBP	BLK	WP	HR	S	P	ERA	WHIP					
<b>Fernando Valenzuela, L</b> ERA: 3.44 <b>Sean Bergman, R</b> ERA: 5.07	7.2	W	32	7	1	1	6	2	0	0	0	0	0	11	19	0.00	0.750					

AB	33
R	1
H	7
RBI	1
BB	3
SO	8
LOB	18





Batter	1	2	3	4	5	6	7	8	9	AB	R	H	RBI	BB	SO	LOB	TOP								
<b>Rickey Henderson, R</b> OBP: 0.409, SLG: 0.342 (1.7)	G5-3	F7			F8					3	0	0	0	2	0	0									
<b>Steve Finley, L</b> OBP: 0.330, SLG: 0.474 (1.8)	1B HR BB	F9			G4-1				P2	4	1	1	1	1	0	2									
<b>Ken Caminiti, S</b> OBP: 0.343, SLG: 0.464 (1.5)	1B HR				L7				F8	5	1	2	1	0	1	2									
<b>Scott Livingstone, L</b> OBP: 0.296, SLG: 0.362 <b>Archi Cianfrocco, R</b> OBP: 0.319, SLG: 0.415 (1.3), (8.3)	F7				G4-3				G4-3	4	0	0	0	0	0	2									
<b>Chris Gwynn, L</b> OBP: 0.333, SLG: 0.294 (1.9)	HR				L9				G4-3	3	1	1	3	1	1	0									
<b>Brian Johnson, R</b> OBP: 0.310, SLG: 0.496 (1.2)	1B				HR				F9	4	1	2	1	0	1	2									
<b>Chris Gomez, R</b> OBP: 0.333, SLG: 0.297 (1.6)	1B				G6-4-3 1B				K	3	1	2	0	0	1	2									
<b>Jody Reed, R</b> OBP: 0.310, SLG: 0.285 (1.4)	G4-3				G6-4-3				G6-3	4	0	0	0	0	0	4									
<b>Andy Ashby, R</b> OBP: 0.266, SLG: 0.354 <b>Bryce Florie, R</b> OBP: 0.347, SLG: 0.459 <b>Marc Newfield, R</b> OBP: 0.322, SLG: 0.459 <b>Scott Sanders, R</b> OBP: 0.347, SLG: 0.459 <b>Ron Villone, L</b> OBP: 0.296, SLG: 0.443 <b>John Flaherty, R</b> OBP: 0.296, SLG: 0.443 <b>Trevor Hoffman, R</b> OBP: 0.347, SLG: 0.459 (1.1), (5.1), (7. PH), (7.1), (8.1), (8.2), (8.1)	F9				K				K	2	0	0	0	0	0	0									
<b>Inning Stats</b>	R: 3 E: 0 K: 0 S: 17	H: 4 LOB: 2 BB: 1 P: 28	R: 0 E: 0 K: 0 S: 5	H: 0 LOB: 0 BB: 0 P: 7	R: 0 E: 0 K: 0 S: 5	H: 0 LOB: 0 BB: 0 P: 7	R: 1 E: 0 K: 1 S: 9	H: 2 LOB: 0 BB: 0 P: 12	R: 0 E: 0 K: 1 S: 8	H: 0 LOB: 0 BB: 0 P: 11	R: 0 E: 0 K: 1 S: 8	H: 0 LOB: 0 BB: 0 P: 14	R: 1 E: 0 K: 1 S: 11	H: 1 LOB: 2 BB: 1 P: 19	R: 0 E: 1 K: 2 S: 11	H: 0 LOB: 2 BB: 2 P: 20	R: 1 E: 0 K: 0 S: 13	H: 2 LOB: 2 BB: 1 P: 26	1B: 6 2B: 2 3B: 0 HR: 2	SF: 0 SAC: 0 DP: 2 HBP: 1	WP: 1 PB: 0 SB: 1 CS: 1	PA: 40			
<b>PITCHER</b>	IP	WLS	BF	H	R	ER	SO	BB	IBB	HBP	BLK	WP	HR	S	P	ERA	WHIP								
<b>Oswaldo Fernandez, R</b> ERA: 5.68 <b>Jose Bautista, R</b> ERA: 2.84 <b>Rich DeLucia, R</b> ERA: 5.34 <b>Doug Creek, L</b> ERA: 6.29 <b>Mark Dewey, R</b> ERA: 4.93 (1.1), (5.1), (7. PH), (7.1), (8.1), (8.2), (8.1)	4.0	L	18	6	4	1	3	1	0	0	0	0	2	36	54	9.00	1.750								

**San Diego Padres @ San Francisco Giants**  
3Com Park at Candlestick Point, San Francisco, CA

**AB 35**  
**R 6**  
**H 9**  
**RBI 6**  
**BB 4**  
**SO 6**  
**LOB 17**



AB	R	H	RBI	BB	SO	LOB
35	6	9	6	4	6	17

Fri Jun 28 1996, 10:05 PM EDT  
Att: 13,129 - Unknown - 69 F

Batter	1	2	3	4	5	6	7	8	9	AB	R	H	RBI	BB	SO	LOB	BOTTOM								
<b>Marvin Benard, L</b> OBP: 0.329, SLG: 0.307 (1.8)	FC2-5 E BB		G4-6-3		K			E1 1B SF8		3	1	0	0	1	1	1									
<b>Stan Javier, S</b> OBP: 0.318, SLG: 0.367 (1.9)	E4 CS FC2-5		G4-3				G1-3	F7		4	0	0	0	0	0	2									
<b>Matt Williams, R</b> OBP: 0.376, SLG: 0.526 (1.5)	FC2-5				G5-3			BB 1B		4	0	2	0	0	0	2									
<b>Barry Bonds, L</b> OBP: 0.413, SLG: 0.563 (1.7)	K				BB 1B		P6	BB		3	0	1	0	1	1	3									
<b>Mark Carreon, R</b> OBP: 0.322, SLG: 0.447 (1.3)			G4-3		BB		G4-3	SF8		2	0	0	1	1	0	1									
<b>Shawon Dunston, R</b> OBP: 0.326, SLG: 0.436 <b>Mark Dewey, R</b> (9.1)					K			P3	P6	4	0	1	0	0	1	4									
<b>Robby Thompson, R</b> OBP: 0.311, SLG: 0.401 (1.4)	P4				P4			G6-3		4	0	0	0	0	0	3									
<b>Kirt Manwaring, R</b> OBP: 0.353, SLG: 0.354 <b>Dan Peltier, L</b> OBP: 0.395, SLG: 0.394 (9. PH)	G4-3				G1-3			K		3	0	1	0	0	0	1									
<b>Oswaldo Fernandez, R</b> ERA: 5.68 <b>Jose Bautista, R</b> ERA: 2.84 <b>Tom Larrabee, R</b> ERA: 3.09 <b>Rich DeLucia, R</b> ERA: 5.34 <b>Doug Creek, L</b> ERA: 6.29 <b>Steve Scarsone, R</b> ERA: 6.29 (1.1), (5.1), (7. PH), (7.1), (8.1), (8.2), (8.1)	G4-6-3 1B				K			F8	F8	1	0	1	0	0	0	0									
<b>Inning Stats</b>	R: 0 E: 1 K: 1 S: 8	H: 0 LOB: 1 BB: 1 P: 17	R: 0 E: 0 K: 0 S: 9	H: 1 LOB: 1 BB: 0 P: 16	R: 0 E: 0 K: 0 S: 9	H: 1 LOB: 2 BB: 1 P: 16	R: 0 E: 0 K: 1 S: 11	H: 1 LOB: 1 BB: 0 P: 22	R: 0 E: 0 K: 0 S: 11	H: 1 LOB: 1 BB: 0 P: 20	R: 0 E: 0 K: 0 S: 9	H: 1 LOB: 1 BB: 0 P: 12	R: 1 E: 1 K: 0 S: 17	H: 1 LOB: 2 BB: 1 P: 30	R: 0 E: 0 K: 1 S: 7	H: 0 LOB: 0 BB: 0 P: 10	1B: 6 2B: 0 3B: 0 HR: 0	SF: 1 SAC: 0 DP: 1 HBP: 0	WP: 0 PB: 0 SB: 1 CS: 1	PA: 36					
<b>PITCHER</b>	IP	WLS	BF	H	R	ER	SO	BB	IBB	HBP	BLK	WP	HR	S	P	ERA	WHIP								
<b>Andy Ashby, R</b> ERA: 2.93 <b>Bryce Florie, R</b> ERA: 3.09 <b>Scott Sanders, R</b> ERA: 3.35 <b>Ron Villone, L</b> ERA: <b>Trevor Hoffman, R</b> ERA: 1.15 (1.1), (6.1), (7.1), (8.1), (8.1)	5.0	W	19	3	0	0	4	2	0	0	0	0	0	11	20	0.00	1.000								

**San Diego Padres @ San Francisco Giants**  
3Com Park at Candlestick Point, San Francisco, CA

**AB 32**  
**R 1**  
**H 6**  
**RBI 1**  
**BB 3**  
**SO 5**  
**LOB 18**



Fri Jun 28 1996, 10:05 PM EDT  
Att: 13,129 - Unknown - 69 F



Batter	1	2	3	4	5	6	7	8	9	AB	R	H	RBI	BB	SO	LOB	TOP					
Rickey Henderson, R OBP: 0.406, SLG: 0.537 (1.7)										6	0	1	0	0	3	3	<p><b>San Diego Padres @ San Francisco Giants</b> 3Com Park at Candlestick Point, San Francisco, CA</p> <p>Sun Jun 30 1996, 6:33 AM EDT Att: 26,373 - Sunny - 82 F</p> <p><b>livebaseballscores.com</b></p> <p><b>AB</b> 41 <b>R</b> 7 <b>H</b> 16 <b>RBI</b> 7 <b>BB</b> 3 <b>SO</b> 6 <b>LOB</b> 24</p>					
Tony Gwynn, L OBP: 0.384, SLG: 0.438 Trevor Hoffman, R (9.1)										6	2	3	1	0	0	1						
Steve Finley, L OBP: 0.332, SLG: 0.499 (1.8)										4	1	1	1	0	0	3						
Ken Caminiti, S OBP: 0.353, SLG: 0.480 (1.5)										4	2	3	3	1	0	0						
Scott Livingstone, L OBP: 0.302, SLG: 0.363 (1.3)										5	1	3	0	0	0	3						
John Flaherty, R OBP: 0.297, SLG: 0.455 (1.2)										5	0	2	1	0	1	2						
Chris Gomez, R OBP: 0.349, SLG: 0.323 (1.6)										2	0	1	0	2	0	1						
Jody Reed, R OBP: 0.313, SLG: 0.293 (1.4)										5	1	2	1	0	1	7						
Bob Tewksbury, R OBP: 0.054, SLG: 0.028 Ron Villone, L (7.1)										3	0	0	0	0	0	4						
Doug Bochtler, R OBP: 0.367, SLG: 0.462 Chris Gwynn, L OBP: 0.328, SLG: 0.288 (9.9)										0	0	0	0	0	0	0						
<b>Inning Stats</b>	R: 2 E: 0 K: 1 S: 16	H: 4 LOB: 3 BB: 1 P: 31	R: 1 E: 1 K: 1 S: 15	H: 2 LOB: 2 BB: 0 P: 23	R: 0 E: 0 K: 2 S: 14	H: 2 LOB: 2 BB: 0 P: 23	R: 3 E: 0 K: 0 S: 11	H: 4 LOB: 1 BB: 1 P: 18	R: 0 E: 0 K: 0 S: 7	H: 1 LOB: 0 BB: 0 P: 8	R: 0 E: 0 K: 0 S: 8	H: 0 LOB: 1 BB: 1 P: 13	R: 1 E: 0 K: 0 S: 11	H: 2 LOB: 0 BB: 0 P: 14	R: 0 E: 0 K: 1 S: 10	H: 1 LOB: 2 BB: 1 P: 19	R: 0 E: 0 K: 1 S: 8	H: 0 LOB: 0 BB: 0 P: 10	1B: 12 2B: 2 3B: 0 HR: 2	SF: 0 SAC: 1 DP: 0 HBP: 2	WP: 1 PB: 1 SB: 0 CS: 0	PA: 48
<b>PITCHER</b>	IP WLS BF H R ER SO BB IBB HBP BLK WP HR S P ERA WHIP																IP WLS BF H R ER SO BB IBB HBP BLK WP HR S P ERA WHIP					
William Van Landingham, R ERA: 6.03 Jeff Juden, R ERA: 4.23 Jose Bautista, R ERA: 2.63 Rich DeLucia, R ERA: 5.28 Doug Creek, L ERA: 6.94	3.1 L 24 12 6 6 4 1 0 0 1 0 0 0 2 51 84 16.20 3.900																					

Batter	1	2	3	4	5	6	7	8	9	AB	R	H	RBI	BB	SO	LOB	BOTTOM					
Marvin Benard, L OBP: 0.328, SLG: 0.304 (1.8)										5	1	2	0	0	0	1	<p><b>San Diego Padres @ San Francisco Giants</b> 3Com Park at Candlestick Point, San Francisco, CA</p> <p>Sun Jun 30 1996, 6:33 AM EDT Att: 26,373 - Sunny - 82 F</p> <p><b>livebaseballscores.com</b></p> <p><b>AB</b> 39 <b>R</b> 4 <b>H</b> 14 <b>RBI</b> 4 <b>BB</b> 3 <b>SO</b> 10 <b>LOB</b> 27</p>					
Stan Javier, S OBP: 0.322, SLG: 0.369 (1.9)										2	2	1	0	2	1	2						
Mark Carreon, R OBP: 0.325, SLG: 0.447 (1.3)										4	0	1	1	1	2	2						
Matt Williams, R OBP: 0.375, SLG: 0.528 (1.5)										5	1	2	2	0	2	3						
Barry Bonds, L OBP: 0.420, SLG: 0.575 (1.7)										5	0	4	1	0	0	1						
Shawon Dunston, R OBP: 0.332, SLG: 0.436 (1.6)										5	0	1	0	0	1	5						
Robby Thompson, R OBP: 0.296, SLG: 0.380 (1.4)										5	0	0	0	0	2	4						
Kirt Manwaring, R OBP: 0.367, SLG: 0.369 (1.2)										4	0	3	0	0	0	3						
William Van Landingham, R ERA: 6.03 Jeff Juden, R ERA: 4.23 Steve Decker, R ERA: 5.00 Jose Bautista, R ERA: 2.63 Dave McCarty, R ERA: 3.95 Rich DeLucia, R ERA: 5.28 Steve Scaros, R ERA: 3.96 Doug Creek, L ERA: 6.94										1	0	0	0	0	1	1						
<b>Inning Stats</b>	R: 1 E: 0 K: 1 S: 12	H: 1 LOB: 2 BB: 2 P: 24	R: 0 E: 0 K: 1 S: 10	H: 1 LOB: 0 BB: 0 P: 13	R: 0 E: 0 K: 0 S: 5	H: 1 LOB: 0 BB: 0 P: 7	R: 0 E: 1 K: 0 S: 9	H: 2 LOB: 2 BB: 0 P: 12	R: 1 E: 0 K: 0 S: 8	H: 2 LOB: 1 BB: 0 P: 10	R: 0 E: 0 K: 0 S: 7	H: 1 LOB: 1 BB: 0 P: 8	R: 2 E: 0 K: 2 S: 14	H: 2 LOB: 1 BB: 1 P: 27	R: 0 E: 0 K: 3 S: 17	H: 2 LOB: 2 BB: 0 P: 26		R: 0 E: 0 K: 2 S: 15	H: 2 LOB: 2 BB: 0 P: 18	1B: 12 2B: 1 3B: 0 HR: 1	SF: 0 SAC: 1 DP: 2 HBP: 0	WP: 1 PB: 0 SB: 2 CS: 0
<b>PITCHER</b>	IP WLS BF H R ER SO BB IBB HBP BLK WP HR S P ERA WHIP																IP WLS BF H R ER SO BB IBB HBP BLK WP HR S P ERA WHIP					
Bob Tewksbury, R ERA: 4.2 Ron Villone, L ERA Doug Bochtler, R ERA: 4.15 Trevor Hoffman, R ERA: 1.1	6.2 W 31 9 4 4 4 3 0 0 0 0 0 0 0 11 15 5.40 1.800																					



Batter	1	2	3	4	5	6	7	8	9	AB	R	H	RBI	BB	SO	LOB	TOP				
<b>Chad Fonville, S</b> OBP: 0.308, SLG: 0.268 (1, 8)	B3-4		G5-3				K		P5	5	1	1	0	0	1	0	<b>Los Angeles Dodgers @ San Diego Padres</b> Jack Murphy Stadium, San Diego, CA Tue Jul 02, 1996, 10:05 PM EDT Att: 28,294 - Unknown <a href="http://livebaseballscorecards.com">livebaseballscorecards.com</a>				
<b>Delino DeShields, L</b> OBP: 0.296, SLG: 0.349 (1, 4)	G6-3		K			SH3-4	2B		F	4	2	2	0	0	1	0					
<b>Raul Mondesi, R</b> OBP: 0.294, SLG: 0.478 (1, 9)	F9		F7				PB		WP	5	0	3	3	0	0	0					
<b>Eric Karros, R</b> OBP: 0.311, SLG: 0.480 (1, 3)		BB		2B		L8			F9	5	2	2	0	0	0	3					
<b>Mike Blowers, R</b> OBP: 0.332, SLG: 0.394 (1, 5)		K		FC5		F8			K	4	0	1	1	0	2	3					
<b>Billy Ashley, R</b> OBP: 0.259, SLG: 0.380 <b>Todd Hollandsworth, L</b> OBP: 0.361, SLG: 0.499 (8, 7)		3B		F7					K	2	1	0	0	0	1	1					
<b>Greg Gagne, R</b> OBP: 0.353, SLG: 0.393 (1, 6)		SH1-3		F7			S		K	4	1	2	2	0	1	1					
<b>Tom Prince, R</b> OBP: 0.326, SLG: 0.444 (1, 2)		SH1-3							K	2	0	0	1	1	2	1					
<b>Pedro Astacio, R</b> OBP: 0.059, SLG: 0.030 <b>Scott Radinsky, L</b> OBP: 0.270, SLG: 0.182 <b>Chan Ho Park, R</b> OBP: 0.154, SLG: 0.083 (9, 1)		F8		FC5			G5-3		F8	3	0	0	0	0	0	3					
<b>Inning Stats</b>	R: 0 E: 0 K: 0 S: 10	H: 0 LOB: 0 BB: 0 P: 14	R: 3 E: 0 K: 1 S: 10	H: 2 LOB: 0 BB: 1 P: 18	R: 0 E: 0 K: 1 S: 6	H: 0 LOB: 0 BB: 0 P: 10	R: 1 E: 0 K: 0 S: 9	H: 2 LOB: 2 BB: 1 P: 19	R: 1 E: 0 K: 2 S: 13	H: 1 LOB: 1 BB: 0 P: 21	R: 1 E: 0 K: 2 S: 14	H: 2 LOB: 1 BB: 0 P: 19	R: 0 E: 0 K: 3 S: 10	H: 0 LOB: 0 BB: 0 P: 12	R: 1 E: 0 K: 0 S: 15	H: 2 LOB: 1 BB: 0 P: 23		1B: 6 2B: 4 3B: 1 HR: 0	SF: 0 SAC: 2 DP: 0 HBP: 0	WP: 1 PB: 1 SB: 2 CS: 0	PA: 40
<b>PITCHER</b>	IP	WLS	BF	H	R	ER	SO	BB	IBB	HBP	BLK	WP	HR	S	P	ERA	WHIP				
<b>Fernando Valenzuela, L</b> ERA: 3.76 (6, 1)	5.0	L	23	6	5	5	2	1	1	0	0	0	0	48	82	9.00	1.400				
<b>Bryce Florie, R</b> ERA: 3.29 (8, 1)	2.0		9	3	1	1	4	0	0	0	0	0	0	25	40	4.50	1.500				
<b>Scott Sanders, R</b> ERA: 3.27 (9, 1)	1.0		3	0	0	0	3	0	0	0	0	0	0	10	12	0.00	0.000				
<b>Doug Bochler, R</b> ERA: 4.31 (9, 1)	1.0		5	2	1	1	0	0	0	0	0	1	0	15	23	9.00	2.000				

Batter	1	2	3	4	5	6	7	8	9	AB	R	H	RBI	BB	SO	LOB	BOTTOM				
<b>Rickey Henderson, R</b> OBP: 0.404, SLG: 0.332 (1, 9)	K		F8			G6-3	F4			4	0	0	0	0	1	3	<b>Los Angeles Dodgers @ San Diego Padres</b> Jack Murphy Stadium, San Diego, CA Tue Jul 02, 1996, 10:05 PM EDT Att: 28,294 - Unknown <a href="http://livebaseballscorecards.com">livebaseballscorecards.com</a>				
<b>Scott Livingstone, L</b> OBP: 0.292, SLG: 0.349 <b>Archi Cianfrocco, R</b> OBP: 0.310, SLG: 0.403 (8, 3)	G6-3		F8			F8	K			3	0	0	0	0	0	1					
<b>Steve Finley, L</b> OBP: 0.338, SLG: 0.514 (1, 8)		2B		G4-3		1B			SF8	4	1	3	0	0	0	0					
<b>Ken Caminiti, S</b> OBP: 0.351, SLG: 0.471 (1, 5)		F8		K		K			F9	4	0	0	0	0	2	3					
<b>Marc Newfield, R</b> OBP: 0.362, SLG: 0.456 (1, 7)		P5		G5-3		2B	1B		SF8	3	1	1	1	0	0	0					
<b>John Flaherty, R</b> OBP: 0.294, SLG: 0.450 (1, 2)		L8				1B	K		L7	4	0	1	0	0	1	1					
<b>Chris Gomez, R</b> OBP: 0.365, SLG: 0.341 (1, 6)		G4-3				G6-4-3	1B		G4-6-3	3	1	2	0	1	0	0					
<b>Jody Reed, R</b> OBP: 0.315, SLG: 0.293 (1, 4)				SH1-3		K			F7	3	0	1	0	1	1	3					
<b>Fernando Valenzuela, L</b> ERA: 3.76 <b>Chris Cowart, L</b> ERA: 3.13 <b>Bryce Florie, R</b> ERA: 3.29 <b>Brian Johnson, R</b> ERA: 3.99 <b>Scott Sanders, R</b> ERA: 3.27 <b>Doug Bochler, R</b> ERA: 4.31 <b>Luis Lopez, S</b> ERA: 2.55 (9, 1)		SH1-3		G6-4-3					G4-6-3	0	0	0	0	0	0	0					
<b>Inning Stats</b>	R: 0 E: 0 K: 1 S: 9	H: 1 LOB: 1 BB: 0 P: 14	R: 0 E: 0 K: 0 S: 6	H: 0 LOB: 0 BB: 0 P: 10	R: 0 E: 0 K: 1 S: 5	H: 0 LOB: 0 BB: 0 P: 8	R: 0 E: 0 K: 1 S: 11	H: 2 LOB: 1 BB: 0 P: 17	R: 0 E: 0 K: 1 S: 9	H: 1 LOB: 1 BB: 0 P: 13	R: 2 E: 0 K: 2 S: 15	H: 3 LOB: 2 BB: 1 P: 29	R: 1 E: 0 K: 0 S: 9	H: 1 LOB: 0 BB: 0 P: 11	R: 0 E: 0 K: 0 S: 7	H: 0 LOB: 0 BB: 1 P: 11		1B: 6 2B: 3 3B: 0 HR: 0	SF: 1 SAC: 1 DP: 2 HBP: 0	WP: 0 PB: 0 SB: 0 CS: 0	PA: 36
<b>PITCHER</b>	IP	WLS	BF	H	R	ER	SO	BB	IBB	HBP	BLK	WP	HR	S	P	ERA	WHIP				
<b>Pedro Astacio, R</b> ERA: 3.99 (7, 1)	6.2	W	28	8	2	2	5	1	0	0	0	0	0	58	93	2.70	1.350				
<b>Scott Radinsky, L</b> ERA: 2.52 (9, 1)	1.1		5	1	1	1	1	0	0	0	0	0	0	13	18	6.75	0.750				
<b>Chan Ho Park, R</b> ERA: 2.98 (9, 1)	1.0		3	0	0	0	0	1	0	0	0	0	0	7	11	0.00	1.000				

Batter	1	2	3	4	5	6	7	8	9	AB	R	H	RBI	BB	SO	LOB	TOP				
<b>Chad Fonville, S</b> OBP: 0.304, SLG: 0.260 (1, 8)										4	0	0	0	1	1	2	<b>Los Angeles Dodgers @ San Diego Padres</b> Jack Murphy Stadium, San Diego, CA Wed Jul 03 1996, 10:05 PM EDT Att: 48,841 - Unknown - 79 F <a href="http://livebaseballscorecards.com">livebaseballscorecards.com</a>				
<b>Delino DeShields, L</b> OBP: 0.298, SLG: 0.349 (1, 4)										3	0	1	1	1	1	0					
<b>Mike Piazza, R</b> OBP: 0.434, SLG: 0.627 (1, 2)										4	0	1	0	0	0	3					
<b>Eric Karros, R</b> OBP: 0.310, SLG: 0.480 (1, 3)										4	1	1	0	0	1	1					
<b>Raul Mondesi, R</b> OBP: 0.291, SLG: 0.473 (1, 9)										4	0	0	0	0	0	1					
<b>Mike Blowers, R</b> OBP: 0.334, SLG: 0.396 (1, 5)										4	0	2	1	0	1	0					
<b>Todd Hollandsworth, L</b> OBP: 0.354, SLG: 0.491 (1, 7)										4	0	0	0	0	3	2					
<b>Greg Gagne, R</b> OBP: 0.361, SLG: 0.401 (1, 6)										4	1	3	0	0	0	0					
<b>Ramon Martinez, R</b> OBP: 0.053, SLG: 0.053 <b>Antonio Osuna, R</b> (7, 1)										2	0	0	0	0	1	2					
<b>Dave Hansen, L</b> OBP: 0.266, SLG: 0.179 (9, PH)										1	0	0	0	0	1	1					
<b>Inning Stats</b>	R: 0 E: 0 K: 2 S: 10	H: 0 LOB: 0 BB: 0 P: 13	R: 0 E: 0 K: 2 S: 12	H: 1 LOB: 1 BB: 0 P: 15	R: 1 E: 0 K: 0 S: 10	H: 2 LOB: 1 BB: 0 P: 15	R: 1 E: 0 K: 0 S: 10	H: 3 LOB: 2 BB: 0 P: 12	R: 0 E: 0 K: 1 S: 6	H: 0 LOB: 0 BB: 0 P: 9	R: 0 E: 0 K: 1 S: 10	H: 0 LOB: 2 BB: 2 P: 23	R: 0 E: 0 K: 1 S: 7	H: 0 LOB: 0 BB: 0 P: 11	R: 0 E: 0 K: 2 S: 12	H: 1 LOB: 1 BB: 0 P: 16	1B: 7 2B: 1 3B: 0 HR: 0	SF: 0 SAC: 1 DP: 0 HBP: 0	WP: 0 PB: 0 SB: 1 CS: 1	PA: 37	
<b>PITCHER</b>	IP	WLS	BF	H	R	ER	SO	BB	IBB	HBP	BLK	WP	HR	S	P	ERA	WHIP				
<b>Joey Hamilton, R</b> ERA: 4.76 <b>Trevor Hoffman, R</b> ERA: 1.05	(1, 1) (8, 1)	7.0 S	30 7	7 2	2 0	2 0	6 3	2 0	0 0	0 0	0 0	0 0	0 0	67 19	103 27	2.57 0.00	1.286 0.500				

Batter	1	2	3	4	5	6	7	8	9	AB	R	H	RBI	BB	SO	LOB	BOTTOM				
<b>Rickey Henderson, R</b> OBP: 0.408, SLG: 0.331 (1, 9) (8, 7)										1	2	0	0	3	0	0	<b>Los Angeles Dodgers @ San Diego Padres</b> Jack Murphy Stadium, San Diego, CA Wed Jul 03 1996, 10:05 PM EDT Att: 48,841 - Unknown - 79 F <a href="http://livebaseballscorecards.com">livebaseballscorecards.com</a>				
<b>Scott Livingston, L</b> OBP: 0.291, SLG: 0.345 <b>Archi Cianfrocco, R</b> OBP: 0.310, SLG: 0.403 (1, 3) (9, 3)										4	0	1	0	0	1	3					
<b>Steve Finley, L</b> OBP: 0.339, SLG: 0.514 (1, 8)										4	1	2	0	0	0	1					
<b>Ken Caminiti, S</b> OBP: 0.359, SLG: 0.473 (1, 5)										1	0	1	0	3	0	0					
<b>Marc Newfield, R</b> OBP: 0.365, SLG: 0.453 <b>Trevor Hoffman, R</b> (8, 1)										3	0	1	2	0	0	4					
<b>Brian Johnson, R</b> OBP: 0.311, SLG: 0.493 (1, 2)										3	0	1	1	0	0	3					
<b>Chris Gomez, R</b> OBP: 0.358, SLG: 0.333 (1, 6)										4	0	0	0	0	0	3					
<b>Jody Reed, R</b> OBP: 0.312, SLG: 0.289 (1, 4)										4	0	0	0	0	1	1					
<b>Joey Hamilton, R</b> OBP: 0.171, SLG: 0.200 <b>Chris Gwynn, L</b> OBP: 0.308, SLG: 0.268 (8, 9)										3	0	0	0	0	3	1					
<b>Inning Stats</b>	R: 0 E: 0 K: 0 S: 11	H: 2 LOB: 2 BB: 1 P: 16	R: 0 E: 0 K: 1 S: 10	H: 1 LOB: 0 BB: 0 P: 19	R: 2 E: 0 K: 1 S: 14	H: 1 LOB: 2 BB: 2 P: 28	R: 0 E: 0 K: 1 S: 9	H: 0 LOB: 1 BB: 1 P: 18	R: 0 E: 0 K: 1 S: 7	H: 0 LOB: 0 BB: 0 P: 11	R: 1 E: 0 K: 0 S: 10	H: 1 LOB: 2 BB: 2 P: 25	R: 0 E: 0 K: 2 S: 9	H: 0 LOB: 0 BB: 0 P: 16	R: 0 E: 0 K: 2 S: 12	H: 1 LOB: 1 BB: 0 P: 16		1B: 6 2B: 0 3B: 0 HR: 0	SF: 1 SAC: 0 DP: 1 HBP: 1	WP: 1 PB: 0 SB: 2 CS: 0	PA: 36
<b>PITCHER</b>	IP	WLS	BF	H	R	ER	SO	BB	IBB	HBP	BLK	WP	HR	S	P	ERA	WHIP				
<b>Ramon Martinez, R</b> ERA: 3.67 <b>Antonio Osuna, R</b> ERA: 2.09	(1, 1) (7, 1)	6.2 L	32 4	6 0	3 0	3 0	4 2	6 0	1 0	0 0	0 0	0 0	0 0	10 19	4.05 0.00	1.800 0.000					

Batter	1	2	3	4	5	6	7	8	9	AB	R	H	RBI	BB	SO	LOB	TOP						
<b>Marvin Benard, L</b> (1,8) OBP: 0.332, SLG: 0.306	G5-3		K			2B 1B	G4-6-3 1B		K	5	0	2	1	0	2	1	San Francisco Giants @ San Diego Padres Jack Murphy Stadium, San Diego, CA Thu Jul 04 1996, 6:33 AM EDT Att: 14,111 - Unknown - 80 F						
<b>Stan Javier, S</b> (1,9) OBP: 0.342, SLG: 0.399	G6-3			G2-3		2B	G4-6-3 1B		K	5	0	1	0	0	1	3							
<b>Mark Carreon, R</b> (1,3) <b>Jeff Juden, R</b> (6,1) <b>Dan Peltier, L</b> (7, FH) <b>Doug Creek, L</b> (7,1)	G6-3			G6-3		G1-3	WP 1B			3	0	0	0	0	0	2							
<b>Matt Williams, R</b> (1,5) OBP: 0.371, SLG: 0.513		P3		1B		F9	G5-3			4	0	1	0	0	0	3							
<b>Barry Bonds, L</b> (1,7) OBP: 0.417, SLG: 0.579		G4-3		K		K			F9	4	0	0	0	0	2	3							
<b>Shawon Dunston, R</b> (1,6) OBP: 0.352, SLG: 0.470		1B		G5-3 1B		2B	K		K	4	1	3	0	0	1	0							
<b>Steve Scarsone, R</b> (1,4) OBP: 0.302, SLG: 0.387	G1-3			G5-3 1B		1B 2B	K		K	4	1	2	1	0	1	1							
<b>Kirt Manwaring, R</b> (1,2) <b>Steve Decker, R</b> (7, FH) OBP: 0.336, SLG: 0.293			K	G5-3 1B		2B BB	P5			2	0	0	0	0	1	2							
<b>Mark Leiter, R</b> (1,1) <b>Jose Bautista, R</b> (6,1) <b>Dave McCarty, R</b> (6,3) OBP: 0.362, SLG: 0.400	G1-3			K		1B 1B	1B		1B	0	0	0	0	0	0	0							
<b>Inning Stats</b>	R: 0 E: 0 K: 0 S: 4	H: 0 LOB: 0 BB: 0 P: 6	R: 0 E: 0 K: 0 S: 9	H: 1 LOB: 1 BB: 0 P: 15	R: 0 E: 0 K: 2 S: 7	H: 0 LOB: 0 BB: 0 P: 9	R: 0 E: 0 K: 1 S: 8	H: 1 LOB: 1 BB: 0 P: 10	R: 0 E: 0 K: 1 S: 9	H: 2 LOB: 1 BB: 0 P: 10	R: 0 E: 0 K: 1 S: 12	H: 2 LOB: 2 BB: 0 P: 16	R: 4 E: 0 K: 0 S: 16	H: 5 LOB: 1 BB: 1 P: 27	R: 0 E: 0 K: 2 S: 9	H: 0 LOB: 0 BB: 0 P: 13		R: 0 E: 0 K: 2 S: 8	H: 1 LOB: 1 BB: 0 P: 13	1B: 9 2B: 3 3B: 0 HR: 0	SF: 0 SAC: 0 DP: 2 HBP: 0	WP: 1 PB: 0 SB: 0 CS: 0	PA: 38
<b>PITCHER</b>	IP WLS BF H R ER SO BB IBB HBP BLK WP HR S P ERA WHIP	IP WLS BF H R ER SO BB IBB HBP BLK WP HR S P ERA WHIP																					
<b>Bob Tewksbury, R</b> (1,1) ERA: 4.22	6.0 W 26 8 3 3 5 1 0 0 0 0 0 0 55 79 4.50 1.500																						
<b>Willie Blair, R</b> (7,1) ERA: 4.27	0.0 2 2 0 0 0 0 0 0 0 0 0 0 3 4 ∞ ∞																						
<b>Doug Bochler, R</b> (7,1) ERA: 4.05	2.0 6 1 1 1 2 0 0 0 0 0 1 0 16 23 4.50 0.500																						
<b>Ron Villone, L</b> (9,1) ERA:	1.0 4 1 0 0 2 0 0 0 0 0 0 0 8 13 0.00 1.000																						

Batter	1	2	3	4	5	6	7	8	9	AB	R	H	RBI	BB	SO	LOB	BOTTOM		
<b>Rickey Henderson, R</b> (1,9) OBP: 0.414, SLG: 0.339	K		S BB		E 2B HBP	1B 1B	CS 2B			3	2	2	1	1	1	0	San Francisco Giants @ San Diego Padres Jack Murphy Stadium, San Diego, CA Thu Jul 04 1996, 6:33 AM EDT Att: 14,111 - Unknown - 80 F		
<b>Scott Livingston, L</b> (1,3) <b>Archi Cianfrocco, R</b> (7, FH) OBP: 0.308, SLG: 0.400	1B		F8		E3 2B 1B	1B	CS		F7	4	2	2	0	0	0	2			
<b>Steve Finley, L</b> (1,8) OBP: 0.343, SLG: 0.527	K			HR	1B 2B	E9 1B WP	G4-3			5	3	3	3	0	1	1			
<b>Ken Caminiti, S</b> (1,5) OBP: 0.363, SLG: 0.472	K			FC4-6 BB	G3	G6-3 WP	2B		BB	3	0	1	0	2	1	3			
<b>Marc Newfield, R</b> (1,7) <b>Ron Villone, L</b> (9,1)	G6-3			FC4-6 1B	1B	G6-3	2B		BB	3	0	0	0	1	0	2			
<b>John Flaherty, R</b> (1,2) OBP: 0.292, SLG: 0.444	K			1B	IBB	1B	G5-3			0	0	0	0	0	0	0			
<b>Chris Gomez, R</b> (1,6) OBP: 0.356, SLG: 0.331	K			K	1B					4	0	1	2	0	3	2			
<b>Luis Lopez, S</b> (1,4) OBP: 0.221, SLG: 0.250			K		FC5-4 IBB	F9	WP 2B BB			2	1	0	0	2	1	2			
<b>Bob Tewksbury, R</b> (1,1) OBP: 0.050, SLG: 0.026 <b>Willie Blair, R</b> (7,1) <b>Chris Gwynn, L</b> (7,9) OBP: 0.303, SLG: 0.263 <b>Doug Bochler, R</b> (7,1) <b>Rob Deer, R</b> (8, FH) OBP: 1.000, SLG: 2.000	G4-3			FC5-4		G3	K			3	0	0	0	0	0	3			
<b>Inning Stats</b>	R: 0 E: 0 K: 3 S: 12	H: 1 LOB: 1 BB: 0 P: 20	R: 0 E: 0 K: 2 S: 9	H: 0 LOB: 0 BB: 0 P: 14	R: 0 E: 0 K: 1 S: 13	H: 0 LOB: 1 BB: 1 P: 20	R: 1 E: 0 K: 1 S: 14	H: 2 LOB: 3 BB: 2 P: 27	R: 3 E: 1 K: 0 S: 17	H: 4 LOB: 1 BB: 0 P: 24	R: 1 E: 0 K: 2 S: 11	H: 1 LOB: 0 BB: 0 P: 23	R: 0 E: 0 K: 0 S: 13	H: 1 LOB: 2 BB: 1 P: 20	1B: 7 2B: 3 3B: 0 HR: 1	SF: 0 SAC: 0 DP: 0 HBP: 1		WP: 2 PB: 0 SB: 2 CS: 1	PA: 43
<b>PITCHER</b>	IP WLS BF H R ER SO BB IBB HBP BLK WP HR S P ERA WHIP	IP WLS BF H R ER SO BB IBB HBP BLK WP HR S P ERA WHIP																	
<b>Mark Leiter, R</b> (1,1) ERA: 4.45	5.0 L 26 5 4 3 2 0 0 0 0 0 0 0 9 12 54.00 12.000																		
<b>Jose Bautista, R</b> (6,1) ERA: 3.25	0.1 5 4 3 2 0 0 0 0 0 0 0 0 9 12 0.00 0.000																		
<b>Jeff Juden, R</b> (6,1) ERA: 4.17	0.2 2 0 0 0 0 0 0 0 0 0 1 0 8 12 0.00 0.000																		
<b>Doug Creek, L</b> (7,1) ERA: 5.93	2.0 9 2 1 1 2 2 0 0 0 0 1 0 24 43 4.50 2.000																		

Batter	1	2	3	4	5	6	7	8	9	10	11	AB	R	H	RBI	BB	SO	LOB	TOP													
Marvin Benard, L OBP: 0.329, SLG: 0.304	P6			F8		G3-1		FC4-6				5	0	1	3	0	0	2														
Stan Javier, S OBP: 0.343, SLG: 0.397	G4-3			3B		G4-3		WP				4	1	1	1	1	0	2														
Mark Carreon, R OBP: 0.320, SLG: 0.453	K			3B		G5-3		P3				5	1	1	1	0	1	2														
Matt Williams, R OBP: 0.366, SLG: 0.505	F8			G5-3		G5-3		G6-3				5	0	0	1	0	1	2														
Barry Bonds, L OBP: 0.416, SLG: 0.575	K			K		K		L3				4	0	1	0	1	2	0														
Shawon Dunston, R OBP: 0.349, SLG: 0.463	F8			F8		G5-3		1B				5	1	1	0	0	0	1														
Robby Thompson, R OBP: 0.294, SLG: 0.371				G5-3		K		1B				4	2	1	0	1	1	0														
Tom Lampkin, L OBP: 0.333, SLG: 0.394	F7			F7		P5		FC4-6				5	1	1	0	0	1	2														
Rod Beck, R								1B				0	0	0	0	0	0	0														
William Van Landingham, R Mark Dewey, R Dave McCarthy, R Rich DeLucia, R Dan Peltier, L Jose Bautista, R Kirt Manwaring, R	K			K		K		FC4-6				1	0	0	0	0	1	0														
<b>Inning Stats</b>	R: 0 E: 0 K: 1 S: 8	H: 0 LOB: 0 BB: 0 P: 9	R: 0 E: 0 K: 1 S: 7	H: 0 LOB: 0 BB: 0 P: 10	R: 0 E: 0 K: 1 S: 7	H: 0 LOB: 0 BB: 0 P: 10	R: 2 E: 0 K: 1 S: 10	H: 1 LOB: 0 BB: 1 P: 16	R: 0 E: 0 K: 1 S: 7	H: 0 LOB: 0 BB: 0 P: 9	R: 0 E: 0 K: 1 S: 10	H: 1 LOB: 1 BB: 0 P: 15	R: 2 E: 0 K: 0 S: 16	H: 2 LOB: 2 BB: 2 P: 27	R: 2 E: 0 K: 1 S: 21	H: 3 LOB: 2 BB: 1 P: 32	R: 0 E: 0 K: 0 S: 13	H: 0 LOB: 0 BB: 1 P: 20	R: 0 E: 0 K: 0 S: 7	H: 0 LOB: 0 BB: 0 P: 13	1B: 6 2B: 0 3B: 1 HR: 0	SF: 0 SAC: 0 DP: 0 HBP: 0	WP: 1 PB: 0 SB: 0 CS: 1	PA: 45								
<b>PITCHER</b>	IP 7.0	WLS 24	BF 24	H 2	R 2	ER 2	SO 7	BB 1	IBB 0	HBP 0	BLK 0	WP 0	HR 0	S 56	P 80	ERA 2.57	WHIP 0.429															
Scott Sanders, R ERA: 3.17	Bryce Florie, R ERA: 3.73	Ron Villone, L ERA: 4.01	Doug Bochtler, R ERA: 4.01	Trevor Hoffman, R ERA: 1.42											Sean Bergman, R ERA: 4.81	IP 2.0	WLS 6	BF 6	H 0	R 0	ER 0	SO 0	BB 1	IBB 0	HBP 0	BLK 0	WP 0	HR 0	S 20	P 33	ERA 0.00	WHIP 0.500

San Francisco Giants @ San Diego Padres  
Jack Murphy Stadium, San Diego, CA  
Fri Jul 05 1996, 10:05 PM EDT  
Att: 22,589 - Unknown - 75 F

AB	39
R	6
H	7
RBI	6
BB	5
SO	8
LOB	11



Batter	1	2	3	4	5	6	7	8	9	10	11	AB	R	H	RBI	BB	SO	LOB	BOTTOM													
Rickey Henderson, R OBP: 0.418, SLG: 0.345	1B	1B		G6-4-3	K			K				4	3	2	0	1	2	3														
Scott Livingstone, L OBP: 0.284, SLG: 0.352	E			G6-4-3		G3-1		K				5	0	2	0	0	1	2														
Archi Cianfrocco, R OBP: 0.306, SLG: 0.397	E			1B		G3-1		K				1	0	0	0	0	1	1														
Steve Finley, L OBP: 0.345, SLG: 0.524	E3			1B		G3-1		F9				4	1	1	1	2	0	3														
Ken Caminiti, S OBP: 0.363, SLG: 0.467	1B			K		G4-3		F8				5	1	1	1	1	2	4														
Marc Newfield, R OBP: 0.303, SLG: 0.432	FC3-2			G6-3		G6-3		L1				4	1	0	0	0	0	5														
Bryce Florie, R Ron Villone, L Doug Bochtler, R Trevor Hoffman, R Rob Deer, R Sean Bergman, R Brian Johnson, R	FC3-2			G6-3		G6-3		L1				0	0	0	0	0	0	0														
John Flaherty, R OBP: 0.289, SLG: 0.452	1B			1B		G6-3		F9				5	1	3	1	0	0	2														
Chris Gomez, R OBP: 0.387, SLG: 0.330	1B			K		G6-3		K				4	0	1	2	1	2	1														
Luis Lopez, S OBP: 0.229, SLG: 0.257	G4-3			G4-3		G4-3		G4-3				5	0	2	1	0	0	2														
Scott Sanders, R	F8			K		G4-3		G4-3				3	0	0	0	0	2	4														
Chris Gwynn, L OBP: 0.309, SLG: 0.259	F8			K		G4-3		G4-3				1	0	0	0	1	0	1														
<b>Inning Stats</b>	R: 4 E: 1 K: 0 S: 14	H: 3 LOB: 2 BB: 1 P: 27	R: 1 E: 0 K: 0 S: 17	H: 2 LOB: 2 BB: 1 P: 29	R: 0 E: 0 K: 2 S: 9	H: 0 LOB: 0 BB: 0 P: 11	R: 0 E: 0 K: 1 S: 10	H: 2 LOB: 1 BB: 0 P: 14	R: 1 E: 0 K: 2 S: 10	H: 2 LOB: 2 BB: 1 P: 21	R: 0 E: 0 K: 0 S: 8	H: 0 LOB: 0 BB: 0 P: 14	R: 0 E: 0 K: 1 S: 5	H: 0 LOB: 0 BB: 0 P: 7	R: 0 E: 0 K: 2 S: 13	H: 0 LOB: 1 BB: 1 P: 19	R: 0 E: 0 K: 1 S: 7	H: 0 LOB: 0 BB: 0 P: 12	R: 0 E: 0 K: 0 S: 10	H: 2 LOB: 1 BB: 0 P: 12	R: 1 E: 0 K: 2 S: 11	H: 2 LOB: 2 BB: 1 P: 18	1B: 11 2B: 2 3B: 0 HR: 0	SF: 0 SAC: 0 DP: 1 HBP: 1	WP: 2 PB: 0 SB: 2 CS: 2	PA: 50						
<b>PITCHER</b>	IP 4.1	WLS 26	BF 9	H 6	R 5	ER 5	SO 3	BB 3	IBB 0	HBP 1	BLK 0	WP 1	HR 0	S 54	P 92	ERA 10.38	WHIP 2.769															
William Van Landingham, R ERA: 6.22	Mark Dewey, R ERA: 3.57	Rich DeLucia, R ERA: 4.96	Jose Bautista, R ERA: 3.3	Rod Beck, R ERA: 2.92											PITCHER	IP 10.38	WLS 31	BF 39	H 13	R 19	ER 13	SO 37	BB 5	IBB 0	HBP 0	BLK 0	WP 0	HR 5	S 92	P 148	ERA 0.00	WHIP 0.375

San Francisco Giants @ San Diego Padres  
Jack Murphy Stadium, San Diego, CA  
Fri Jul 05 1996, 10:05 PM EDT  
Att: 22,589 - Unknown - 75 F

AB	43
R	7
H	13
RBI	7
BB	6
SO	11
LOB	28







Batter	1	2	3	4	5	6	7	8	9	AB	R	H	RBI	BB	SO	LOB	TOP			
<b>Stan Javier, S</b> OBP: 0.338, SLG: 0.386 (1, 8)	2-2 G6-3		0-1 F8		3-2 L6		1-3 K		0-1 G6-3	5	0	0	0	0	1	0	<b>San Francisco Giants @ San Diego Padres</b> Jack Murphy Stadium, San Diego, CA Sun Jul 07 1996, 6:33 AM EDT Att: 32,693 - Sunny - 80 F <a href="http://livebaseballscorecards.com">livebaseballscorecards.com</a>			
<b>Steve Scarsons, R</b> OBP: 0.297, SLG: 0.380 (1, 5)	3-2 F BB 1B		1-0 G3		1-2 G1-3		0-0 F8			4	0	1	0	0	0	0				
<b>Dave McCarty, R</b> OBP: 0.375, SLG: 0.400 (1, 9)	0-0 F8		1-0 G5-3		1-0 F7		3-1 1B 1B 1B			4	0	1	0	0	0	1				
<b>Barry Bonds, L</b> OBP: 0.421, SLG: 0.577 (1, 7)	4-2 E BB 1-2			1-1 SH1 1B 2B		1-3 K		0-1 1B 1-2 1B		3	1	2	0	1	1	0				
<b>Shawon Dunston, R</b> OBP: 0.338, SLG: 0.448 (1, 6)	2-2 E4 1-2 2-3			0-0 SH1 2-3		1-0 G6-3		2-2 P6		3	0	0	0	0	0	4				
<b>Steve Decker, R</b> OBP: 0.345, SLG: 0.298 Mark Dewey, R (6, 1)	3-3 K			3-2 HR 1B		4-1 BB		1-1 1-2 2-3 1B		2	1	1	1	1	1	3				
<b>Dan Peltier, L</b> OBP: 0.412, SLG: 0.386 Chris Hook, R (8, 1)				3-H 2-2 1-H HR 1B		3-3 K		0-3 K		4	1	1	2	0	3	4				
<b>Robby Thompson, R</b> OBP: 0.292, SLG: 0.378 (1, 4)																				
<b>Kirt Manwaring, R</b> OBP: 0.328, SLG: 0.319 (1, 2)			0-2 F7		0-1 P5				0-1 G6-3	4	0	0	0	0	0	0				
<b>Oswaldo Fernandez, R</b> OBP: 0.083, SLG: 0.083 Doug Creek, L (4, 1)			1-1 G4-3		0-1 G5-3				0-0 G6-3	2	0	0	0	0	0	0				
<b>Mark Leiter, R</b> OBP: 0.162, SLG: 0.167 Mark Carreon, R OBP: 0.317, SLG: 0.449 (6, 3)									2-0 G5-3	0	0	0	0	0	0	0				
<b>Inning Stats</b>	R: 0 E: 1 K: 1 S: 22	H: 1 LOB: 3 BB: 1 P: 36	R: 0 E: 0 K: 1 S: 10	H: 0 LOB: 0 BB: 0 P: 14	R: 0 E: 0 K: 0 S: 4	H: 0 LOB: 0 BB: 0 P: 6	R: 3 E: 0 K: 0 S: 13	H: 3 LOB: 0 BB: 0 P: 19	R: 0 E: 0 K: 2 S: 10	H: 0 LOB: 1 BB: 0 P: 19	R: 0 E: 0 K: 1 S: 5	H: 0 LOB: 0 BB: 0 P: 8	R: 0 E: 0 K: 1 S: 13	H: 3 LOB: 3 BB: 0 P: 19	R: 0 E: 0 K: 0 S: 5	H: 0 LOB: 0 BB: 0 P: 5	1B: 5 2B: 1 3B: 0 HR: 1	SF: 0 SAC: 1 DP: 0 HBP: 0	WP: 0 PB: 0 SB: 0 CS: 0	PA: 37
<b>PITCHER</b>	IP WLS BF H R ER SO BB IBB HBP BLK WP HR S P ERA WHIP	IP WLS BF H R ER SO BB IBB HBP BLK WP HR S P ERA WHIP	IP WLS BF H R ER SO BB IBB HBP BLK WP HR S P ERA WHIP	IP WLS BF H R ER SO BB IBB HBP BLK WP HR S P ERA WHIP	IP WLS BF H R ER SO BB IBB HBP BLK WP HR S P ERA WHIP	IP WLS BF H R ER SO BB IBB HBP BLK WP HR S P ERA WHIP	IP WLS BF H R ER SO BB IBB HBP BLK WP HR S P ERA WHIP	IP WLS BF H R ER SO BB IBB HBP BLK WP HR S P ERA WHIP	IP WLS BF H R ER SO BB IBB HBP BLK WP HR S P ERA WHIP	IP WLS BF H R ER SO BB IBB HBP BLK WP HR S P ERA WHIP	IP WLS BF H R ER SO BB IBB HBP BLK WP HR S P ERA WHIP	IP WLS BF H R ER SO BB IBB HBP BLK WP HR S P ERA WHIP	IP WLS BF H R ER SO BB IBB HBP BLK WP HR S P ERA WHIP	IP WLS BF H R ER SO BB IBB HBP BLK WP HR S P ERA WHIP	IP WLS BF H R ER SO BB IBB HBP BLK WP HR S P ERA WHIP	IP WLS BF H R ER SO BB IBB HBP BLK WP HR S P ERA WHIP				



Batter	1	2	3	4	5	6	7	8	9	AB	R	H	RBI	BB	SO	LOB	BOTTOM			
<b>Rickey Henderson, R</b> OBP: 0.423, SLG: 0.356 (1, 7)	2-2 P4		1-0 F7		2-1 1-H 2-H HR		4-0 PB 2B BB		4-2 BB	3	2	1	3	2	0	0	<b>San Francisco Giants @ San Diego Padres</b> Jack Murphy Stadium, San Diego, CA Sun Jul 07 1996, 6:33 AM EDT Att: 32,693 - Sunny - 80 F <a href="http://livebaseballscorecards.com">livebaseballscorecards.com</a>			
<b>Scott Livingstone, L</b> OBP: 0.301, SLG: 0.338 (1, 3)	1-2 G4-3		1-3 K		1-1 G3-1		1-2 PB 2B BB		1-1 F8	4	1	0	0	1	1	1				
<b>Steve Finley, L</b> OBP: 0.349, SLG: 0.527 (1, 8)	4-1 BB		3-1 G1-3		1-1 1B 3B		4-1 2B 1B IBB		1-3 K	3	2	1	0	2	1	1				
<b>Ken Caminiti, S</b> OBP: 0.371, SLG: 0.487 (1, 5)	1-0 G3			2-0 HR		2-3 K		0-0 1B 2B		5	2	2	3	0	1	2				
<b>Rob Deer, R</b> OBP: 0.625, SLG: 1.667 (1, 9)			1-3 K		2-2 HR		4-0 1B BB		4-2 BB 1B BB	3	1	1	1	2	2	0				
<b>John Flaherty, R</b> OBP: 0.301, SLG: 0.451 (1, 2)			0-0 F7 E 1B		0-1 F8		1-3 K		0-0 BB 1B	5	0	2	2	0	1	2				
<b>Chris Gomez, R</b> OBP: 0.362, SLG: 0.332 (1, 6)			1-2 E1		0-0 G6-3		0-0 FC6-4 1B		1-2 2-H 3-H 4-0 BB	3	0	1	1	1	0	1				
<b>Luis Lopez, S</b> OBP: 0.222, SLG: 0.248 (1, 4)			1-2 F7		0-2 1B HR 1B		0-0 FC6-4 1B		0-0 L1-3	4	1	1	0	0	0	7				
<b>Fernando Valenzuela, L</b> OBP: 0.152, SLG: 0.152 Bryce Florie, R Glenn Dishman, R (8, 1)			0-0 G4		0-0 1B HR 1B		1-3 K		1-0 G4-3	3	1	1	0	0	1	2				
<b>Inning Stats</b>	R: 0 E: 0 K: 0 S: 9	H: 0 LOB: 1 BB: 1 P: 17	R: 0 E: 1 K: 1 S: 12	H: 1 LOB: 2 BB: 0 P: 15	R: 0 E: 0 K: 1 S: 9	H: 0 LOB: 0 BB: 0 P: 14	R: 5 E: 0 K: 0 S: 16	H: 5 LOB: 0 BB: 0 P: 23	R: 1 E: 0 K: 2 S: 11	H: 2 LOB: 2 BB: 1 P: 19	R: 4 E: 0 K: 1 S: 13	H: 2 LOB: 5 BB: 5 P: 34	R: 0 E: 0 K: 1 S: 9	H: 0 LOB: 1 BB: 1 P: 16	R: 0 E: 0 K: 1 S: 6	H: 0 LOB: 0 BB: 0 P: 11		1B: 5 2B: 2 3B: 1 HR: 3	SF: 0 SAC: 0 DP: 1 HBP: 0	WP: 0 PB: 1 SB: 1 CS: 0
<b>PITCHER</b>	IP WLS BF H R ER SO BB IBB HBP BLK WP HR S P ERA WHIP	IP WLS BF H R ER SO BB IBB HBP BLK WP HR S P ERA WHIP	IP WLS BF H R ER SO BB IBB HBP BLK WP HR S P ERA WHIP	IP WLS BF H R ER SO BB IBB HBP BLK WP HR S P ERA WHIP	IP WLS BF H R ER SO BB IBB HBP BLK WP HR S P ERA WHIP	IP WLS BF H R ER SO BB IBB HBP BLK WP HR S P ERA WHIP	IP WLS BF H R ER SO BB IBB HBP BLK WP HR S P ERA WHIP	IP WLS BF H R ER SO BB IBB HBP BLK WP HR S P ERA WHIP	IP WLS BF H R ER SO BB IBB HBP BLK WP HR S P ERA WHIP	IP WLS BF H R ER SO BB IBB HBP BLK WP HR S P ERA WHIP	IP WLS BF H R ER SO BB IBB HBP BLK WP HR S P ERA WHIP	IP WLS BF H R ER SO BB IBB HBP BLK WP HR S P ERA WHIP	IP WLS BF H R ER SO BB IBB HBP BLK WP HR S P ERA WHIP	IP WLS BF H R ER SO BB IBB HBP BLK WP HR S P ERA WHIP	IP WLS BF H R ER SO BB IBB HBP BLK WP HR S P ERA WHIP	IP WLS BF H R ER SO BB IBB HBP BLK WP HR S P ERA WHIP				




Batter	1	2	3	4	5	6	7	8	9	10	AB	R	H	RBI	BB	SO	LOB							
Rickey Henderson, R OBP: 0.420, SLG: 0.351	L8	P4		FC3-2				L9			4	0	0	0	0	0	3							
Jody Reed, R OBP: 0.313, SLG: 0.292	E6			FC4				G5-3			4	2	1	0	1	0	2							
Steve Finley, L OBP: 0.350, SLG: 0.531	G4-3							K			5	1	2	0	0	1	4							
Ken Caminiti, S OBP: 0.372, SLG: 0.495				FC4-6				F8			4	1	1	2	1	1	1							
Wally Joyner, L OBP: 0.434, SLG: 0.497				G6-4-3				G3-1			5	0	2	1	0	0	1							
Marc Newfield, R OBP: 0.345, SLG: 0.418	G6-3			E6				G6-4-3			4	1	0	0	0	0	3							
Tim Worrell, R OBP: 0.182, SLG: 0.100				L6				P4			0	0	0	0	0	0	0							
Doug Bochtler, R OBP: 0.556, SLG: 1.429											0	0	0	0	0	0	0							
Rob Deer, R OBP: 0.556, SLG: 1.429											1	0	0	0	0	0	0							
Trevor Hoffman, R OBP: 0.307, SLG: 0.452											0	0	0	0	0	0	0							
John Flaherty, R OBP: 0.307, SLG: 0.452		F8		SH1-4				L7			4	0	2	1	1	0	0							
Chris Gomez, R OBP: 0.372, SLG: 0.349				SH3-4				G4-3			5	0	4	0	0	0	1							
Joey Hamilton, R OBP: 0.167, SLG: 0.195				SH3-4				G5-3			1	0	0	0	0	0	1							
Chris Gwynn, L OBP: 0.296, SLG: 0.246											2	0	0	0	0	1	2							
<b>Inning Stats</b>	R: 1 E: 1 K: 10 S: 10	H: 1 LOB: 2 BB: 1 P: 19	R: 0 E: 0 K: 0 S: 8	H: 1 LOB: 1 BB: 0 P: 10	R: 1 E: 0 K: 0 S: 9	H: 2 LOB: 0 BB: 0 P: 14	R: 1 E: 1 K: 0 S: 18	H: 2 LOB: 2 BB: 0 P: 23	R: 1 E: 0 K: 1 S: 9	H: 1 LOB: 3 BB: 1 P: 13	R: 0 E: 0 K: 0 S: 8	H: 1 LOB: 2 BB: 1 P: 16	R: 1 E: 0 K: 1 S: 12	H: 3 LOB: 2 BB: 1 P: 20	R: 0 E: 0 K: 1 S: 9	H: 0 LOB: 0 BB: 0 P: 11	R: 0 E: 0 K: 0 S: 4	H: 0 LOB: 0 BB: 0 P: 6	R: 0 E: 0 K: 0 S: 5	H: 1 LOB: 0 BB: 0 P: 6	1B: 8 2B: 2 3B: 1 HR: 1	SF: 0 SAC: 2 DP: 3 HBP: 1	WP: 1 PB: 1 SB: 0 CS: 0	PA: 45
<b>PITCHER</b>	IP	WLS	BF	H	R	ER	SO	BB	IBB	HBP	BLK	WP	HR	S	P	ERA	WHIP							
Marvin Freeman, R ERA: 5.45	(1.1)	5.2	29	8	4	1	1	2	0	0	0	0	0	61	94	1.59	1.765							
Mike Munoz, L ERA: 7.03	(6.1)	0.1	1	0	0	0	0	0	0	0	0	0	0	1	1	0.00	0.000							
Steve Reed, R ERA: 4.5	(7.1)	1.0	6	3	1	1	1	1	0	0	0	0	1	12	20	9.00	4.000							
Curt Leskanic, R ERA: 5.97	(8.1)	1.0	3	0	0	0	0	0	0	0	0	0	0	9	11	0.00	0.000							
Bruce Ruffin, L ERA: 4.74	(9.1)	2.0	W	6	1	0	0	0	0	0	0	0	0	9	12	0.00	0.500							

**TOP**

**San Diego Padres @ Colorado Rockies**  
Coors Field, Denver, CO  
Thu Jul 11 1996, 7:05 PM MDT  
Att: 45,703 - Unknown - 82 F

livebaseballscores.com

AB 39  
R 5  
H 12  
RBI 4  
BB 3  
SO 3  
LOB 18



Batter	1	2	3	4	5	6	7	8	9	10	AB	R	H	RBI	BB	SO	LOB			
Eric Young Sr., R OBP: 0.429, SLG: 0.448	F8			G6-3				G5-3			4	3	1	0	0	0	4			
Ellis Burks, R OBP: 0.415, SLG: 0.629	F8										6	2	3	1	0	1	2			
Dante Bichette, R OBP: 0.381, SLG: 0.566				E9				P4			6	2	4	5	0	0	1			
Andres Galaraga, R OBP: 0.332, SLG: 0.542	E1			G5-3				G5-3			4	0	0	0	0	1	4			
Vinny Castilla, R OBP: 0.345, SLG: 0.526	K										5	0	2	2	0	1	5			
Jeff Reed, L OBP: 0.355, SLG: 0.425				G4-3				G6-3			4	0	0	0	1	1	4			
Trenidad Hubbard, R OBP: 0.329, SLG: 0.383				F9				F9			2	0	0	0	0	1	0			
Quinton McCracken, S OBP: 0.336, SLG: 0.323											2	0	0	0	0	0	1			
Walt Weiss, S OBP: 0.410, SLG: 0.366				P3				G4-3			5	1	3	0	0	0	1			
Marvin Freeman, R ERA: 4.63	(1.1)	6.0	28	7	2	2	3	2	0	0	0	0	0	59	89	3.00	1.500			
Mike Munoz, L ERA: 2.93	(6.1)	0.1	3	1	0	0	0	0	0	0	0	0	0	3	4	0.00	3.000			
Milt Thompson, L ERA: 3.72	(7.1)	1.2	5	0	0	0	1	0	0	0	0	0	0	12	20	0.00	0.000			
Curt Leskanic, R ERA: 5.97	(8.1)	1.2	L	12	5	6	6	1	0	0	0	0	1	28	41	32.40	3.000			
Jason Batters, S OBP: 0.330	(9.1)	1.2									1	0	0	0	0	0	0			
Bruce Ruffin, S OBP: 0.339, SLG: 0.417	(10.1)	1.2									1	0	0	0	0	0	1			
<b>Inning Stats</b>	R: 0 E: 1 K: 1 S: 13	H: 1 LOB: 2 BB: 0 P: 18	R: 0 E: 0 K: 0 S: 6	H: 1 LOB: 1 BB: 0 P: 8	R: 2 E: 1 K: 0 S: 11	H: 3 LOB: 1 BB: 0 P: 15	R: 0 E: 0 K: 0 S: 7	H: 0 LOB: 1 BB: 1 P: 15	R: 0 E: 0 K: 1 S: 9	H: 1 LOB: 2 BB: 1 P: 14	R: 0 E: 0 K: 0 S: 6	H: 0 LOB: 0 BB: 0 P: 10	R: 3 E: 0 K: 1 S: 16	H: 3 LOB: 1 BB: 0 P: 24	R: 3 E: 0 K: 0 S: 12	H: 2 LOB: 0 BB: 0 P: 17	1B: 10 2B: 2 3B: 0 HR: 1	SF: 0 SAC: 0 DP: 0 HBP: 3	WP: 0 PB: 0 SB: 4 CS: 0	PA: 48
<b>PITCHER</b>	IP	WLS	BF	H	R	ER	SO	BB	IBB	HBP	BLK	WP	HR	S	P	ERA	WHIP			

**BOTTOM**

**San Diego Padres @ Colorado Rockies**  
Coors Field, Denver, CO  
Thu Jul 11 1996, 7:05 PM MDT  
Att: 45,703 - Unknown - 82 F

livebaseballscores.com

AB 43  
R 8  
H 13  
RBI 8  
BB 2  
SO 5  
LOB 30





Batter	1	2	3	4	5	6	7	8	9	AB	R	H	RBI	BB	SO	LOB	TOP							
Rickey Henderson, R OBP: 0.420, SLG: 0.354	4-0 1B S 1B BB	1-3 K	2-2 G6-3	2-2 G6-3	1-0 1B SF7 1B	2-3 K			2-2 F7	3 1 0 0 1 2 0														
Bryce Florie, R OBP: 0.193, SLG: 0.200										0 0 0 0 0 0 0														
Sean Bergman, R OBP: 0.307, SLG: 0.366										0 0 0 0 0 0 0														
Scott Livingstone, L OBP: 0.311, SLG: 0.288										1 0 0 0 0 0 0														
Jody Reed, R OBP: 0.311, SLG: 0.288																								
Chris Gomez, R OBP: 0.380, SLG: 0.371	3-1 1B BB 1B								1-0 2B SF8 1B	5 3 4 1 0 0 0														
Steve Finley, L OBP: 0.351, SLG: 0.535	2-2 P5								2-2 1B	5 1 3 0 0 0 2														
Ken Caminiti, S OBP: 0.382, SLG: 0.524	4-1 1B BB								1-0 SF8	1 1 1 4 2 0 0														
Wally Joyner, L OBP: 0.433, SLG: 0.490	1-0 1B								0-0 G4-3	4 0 2 1 0 0 1														
Rob Deer, R OBP: 0.333, SLG: 0.750	3-3 K								0-0 G5-3	4 0 0 0 0 3 7														
Brian Johnson, R OBP: 0.313, SLG: 0.483	0-0 F7								1-1 G5-3	4 0 0 0 0 0 7														
Luis Lopez, S OBP: 0.229, SLG: 0.248									0-0 F7	4 0 1 0 0 0 0														
Scott Sanders, R OBP: 0.339, SLG: 0.410									0-1 G5-3	2 0 0 0 0 0 0														
Willie Blair, R									0-1 G5-3	0 0 0 0 0 0 0														
Marc Newfield, R									1-2 G5-3	2 0 0 0 0 0 1														
Inning Stats	R: 1 E: 0 K: 1 S: 13	H: 2 LOB: 3 BB: 2 P: 30	R: 0 E: 0 K: 1 S: 12	H: 0 LOB: 0 BB: 0 P: 16	R: 1 E: 0 K: 1 S: 9	H: 1 LOB: 2 BB: 1 P: 15	R: 0 E: 0 K: 0 S: 7	H: 0 LOB: 0 BB: 0 P: 9	R: 1 E: 0 K: 1 S: 12	H: 3 LOB: 2 BB: 0 P: 16	R: 0 E: 0 K: 1 S: 8	H: 1 LOB: 0 BB: 0 P: 13	R: 2 E: 0 K: 0 S: 11	H: 2 LOB: 0 BB: 0 P: 17	R: 0 E: 0 K: 0 S: 5	H: 0 LOB: 1 BB: 0 P: 6	R: 1 E: 0 K: 0 S: 10	H: 2 LOB: 1 BB: 0 P: 16	1B: 7 2B: 1 3B: 1 HR: 2	SF: 2 SAC: 0 DP: 1 HBP: 1	WP: 0 PB: 0 SB: 1 CS: 0	PA: 41		
PITCHER	IP	WLS	BF	H	R	ER	SO	BB	IBB	HBP	BLK	WP	HR	S	P	ERA	WHIP							
Kevin Ritz, R ERA: 4.63	7.0	W	33	9	5	5	5	3	0	1	0	0	2	72	116	6.43	1.714							
Steve Reed, R ERA: 4.4	1.0		3	0	0	0	0	0	0	0	0	0	0	5	6	0.00	0.000							
Bruce Ruffin, L ERA: 4.85	1.0		5	2	1	1	0	0	0	0	0	0	0	10	16	9.00	2.000							

San Diego Padres @ Colorado Rockies  
Coors Field, Denver, CO  
Sat Jul 13 1996, 7:05 PM MDT  
Att: 48,009 - Unknown - 79 F

AB 35  
R 6  
H 11  
RBI 6  
BB 3  
SO 5  
LOB 18



Batter	1	2	3	4	5	6	7	8	9	AB	R	H	RBI	BB	SO	LOB	BOTTOM							
Eric Young Sr., R OBP: 0.426, SLG: 0.441	1-1 G6-3								1-2 G6-3	5 1 1 1 0 0 3														
Milt Thompson, L OBP: 0.191, SLG: 0.145										4 1 1 2 0 0 2														
Steve Reed, R										0 0 0 0 0 0 0														
Bruce Ruffin, S										0 0 0 0 0 0 0														
Ellis Burks, R OBP: 0.413, SLG: 0.636	1-2 G6-3									4 1 1 2 0 1 2														
Dante Bichette, R OBP: 0.380, SLG: 0.557										3 1 0 0 1 0 0														
Vinny Castilla, R OBP: 0.351, SLG: 0.554										4 2 2 1 0 1 0														
Andres Galaraga, R OBP: 0.336, SLG: 0.538										4 1 1 1 0 1 0														
Jason Bates, S OBP: 0.333, SLG: 0.330										3 3 2 1 1 0 0														
Jayhawk Owens, R OBP: 0.308, SLG: 0.427										4 1 2 2 0 1 2														
Kevin Ritz, R OBP: 0.238, SLG: 0.231										3 0 1 0 0 2 2														
Quinton McCracken, S OBP: 0.330, SLG: 0.317										1 0 0 0 0 0 0														
Inning Stats	R: 0 E: 0 K: 0 S: 8	H: 0 LOB: 0 BB: 0 P: 12	R: 0 E: 0 K: 0 S: 7	H: 0 LOB: 0 BB: 0 P: 9	R: 1 E: 0 K: 0 S: 14	H: 3 LOB: 2 BB: 0 P: 24	R: 7 E: 0 K: 2 S: 20	H: 6 LOB: 1 BB: 1 P: 31	R: 3 E: 0 K: 1 S: 13	H: 2 LOB: 0 BB: 1 P: 21	R: 0 E: 0 K: 1 S: 7	H: 0 LOB: 0 BB: 0 P: 12	R: 0 E: 0 K: 2 S: 7	H: 0 LOB: 0 BB: 0 P: 9	R: 0 E: 0 K: 0 S: 6	H: 0 LOB: 0 BB: 0 P: 8	R: 0 E: 0 K: 0 S: 6	H: 0 LOB: 0 BB: 0 P: 8	1B: 7 2B: 1 3B: 0 HR: 3	SF: 0 SAC: 0 DP: 0 HBP: 0	WP: 0 PB: 1 SB: 1 CS: 0	PA: 37		
PITCHER	IP	WLS	BF	H	R	ER	SO	BB	IBB	HBP	BLK	WP	HR	S	P	ERA	WHIP							
Scott Sanders, R ERA: 4.15	3.2	L	21	9	8	7	2	1	0	0	0	0	2	15	23	20.25	2.250							
Willie Blair, R ERA: 5.27	1.1		7	2	3	3	1	1	0	0	0	0	0	14	21	0.00	0.000							
Bryce Florie, R ERA: 3.97	2.0		6	0	0	0	3	0	0	0	0	0	0	6	8	0.00	0.000							
Sean Bergman, R ERA: 4.75	1.0		3	0	0	0	0	0	0	0	0	0	0	6	8	0.00	0.000							

San Diego Padres @ Colorado Rockies  
Coors Field, Denver, CO  
Sat Jul 13 1996, 7:05 PM MDT  
Att: 48,009 - Unknown - 79 F

AB 35  
R 11  
H 11  
RBI 10  
BB 2  
SO 6  
LOB 11



Batter	1	2	3	4	5	6	7	8	9	AB	R	H	RBI	BB	SO	LOB	TOP			
Rickey Henderson, R OBP: 0.417, SLG: 0.349	F7		F9		P4		G6-3		SF9 BLK BB	4	0	0	0	1	0	0				
Chris Gomez, R OBP: 0.377, SLG: 0.369	G1-3		G6-3				F9		SF9	4	0	1	1	0	0	0				
Steve Finley, L OBP: 0.351, SLG: 0.536	2B		2B		F9		L5		G4-3	5	0	2	0	0	0	2				
Ken Caminiti, S OBP: 0.383, SLG: 0.526	1B		F7		FC4-6				G4-3	3	0	1	0	1	0	1				
Scott Livingstone, L OBP: 0.365, SLG: 0.363	G5-3				HR		FC4-6		K	4	1	1	0	0	1	4				
Marc Newfield, R OBP: 0.343, SLG: 0.438		P6			HR				G4-3	4	1	2	2	0	0	0				
John Flaherty, R OBP: 0.317, SLG: 0.454		K			K		F8		BB BLK BB	4	1	1	0	0	2	1	AB 33			
Jody Reed, R OBP: 0.316, SLG: 0.288		FC6-4			F7		G5-4-3		BLK BB	1	1	0	0	3	0	0	R 4			
Fernando Valenzuela, L Bryce Florie, R Rob Deer, R Sean Bergman, R Glenn Dishman, R Chris Gwynn, L	FC6-4		G6-3		G6-3		G5-4-3		SF9 BB	2	0	0	0	0	0	1	H 8			
									L7	1	0	0	0	0	0	2	RBI 3			
																	BB 5			
																	SO 3			
																	LOB 13			
<b>Inning Stats</b>	R: 0 E: 0 K: 0 S: 10	H: 2 LOB: 2 BB: 0 P: 17	R: 0 E: 0 K: 1 S: 7	H: 0 LOB: 1 BB: 1 P: 13	R: 0 E: 0 K: 0 S: 11	H: 1 LOB: 1 BB: 0 P: 17	R: 2 E: 0 K: 1 S: 14	H: 2 LOB: 3 BB: 0 P: 22	R: 0 E: 0 K: 0 S: 6	H: 1 LOB: 2 BB: 1 P: 11	R: 0 E: 0 K: 0 S: 7	H: 0 LOB: 0 BB: 0 P: 16	R: 0 E: 0 K: 1 S: 8	H: 0 LOB: 0 BB: 0 P: 15	R: 2 E: 0 K: 0 S: 9	H: 1 LOB: 1 BB: 2 P: 20	1B: 4 2B: 3 3B: 0 HR: 1	SF: 1 SAC: 0 DP: 1 HBP: 0	WP: 0 PA: 39 PB: 0 SB: 0 CS: 0	
<b>PITCHER</b>	IP WLS BF H R ER SO BB IBB HBP BLK WP HR S P ERA WHIP	6.0 W 27 7 2 2 2 3 0 0 0 0 0 1 55 97 3.00 1.667	7.1 1.0 3 0 0 0 0 0 0 0 0 0 0 11 16 0.00 0.000	8.1 1.0 3 0 0 0 1 0 0 0 0 0 0 8 15 0.00 0.000	9.1 1.0 6 1 2 2 0 2 0 0 1 0 0 9 20 18.00 3.000															

San Diego Padres @ Colorado Rockies  
Coors Field, Denver, CO  
Sun Jul 14 1996, 3:33 AM MDT  
Att: 48,065 - Sunny - 74 F

AB	33
R	4
H	8
RBI	3
BB	5
SO	3
LOB	13



Batter	1	2	3	4	5	6	7	8	9	AB	R	H	RBI	BB	SO	LOB	BOTTOM		
Eric Young Sr., R OBP: 0.428, SLG: 0.457	F9		L5-4		P3					5	2	3	1	0	0	3			
Walt Weiss, S OBP: 0.407, SLG: 0.364	G5-3		E1		G6-3		G6-3		WP	5	0	2	1	0	0	5			
Ellis Burks, R OBP: 0.413, SLG: 0.644	G5-3		L5-4		FC6-4		HR		F8	5	2	2	1	0	0	5			
Dante Bichette, R OBP: 0.378, SLG: 0.551	G2		F8		FC6-4		G4-3		F9	4	0	0	0	1	0	4			
Vinny Castilla, R OBP: 0.353, SLG: 0.562		HR			1B		F7		G5-3	4	2	2	1	0	0	2			
Andres Galarraga, R OBP: 0.334, SLG: 0.534	P6		E		1B		FC6-4		K	4	1	1	0	0	1	2			
Jayhawk Owens, R OBP: 0.306, SLG: 0.416	G3		F8		F8		F9			3	1	0	0	1	0	2	AB 37		
Quinton McCracken, S OBP: 0.336, SLG: 0.333	F7		E6		E6		K			4	0	2	3	0	1	0	R 8		
Armando Reynoso, R Mark Thompson, R Mike Munoz, L																	H 13		
John Vander Wal, L Curt Leskanic, R																	RBI 7		
																	BB 3		
																	SO 2		
																	LOB 24		
<b>Inning Stats</b>	R: 0 E: 0 K: 0 S: 10	H: 1 LOB: 1 BB: 0 P: 16	R: 1 E: 0 K: 0 S: 7	H: 1 LOB: 0 BB: 0 P: 10	R: 0 E: 1 K: 0 S: 9	H: 2 LOB: 2 BB: 0 P: 16	R: 1 E: 1 K: 0 S: 9	H: 3 LOB: 3 BB: 1 P: 24	R: 3 E: 0 K: 0 S: 15	H: 2 LOB: 1 BB: 2 P: 34	R: 2 E: 0 K: 0 S: 10	H: 2 LOB: 0 BB: 0 P: 17	R: 0 E: 0 K: 2 S: 9	H: 0 LOB: 0 BB: 0 P: 15	R: 1 E: 0 K: 0 S: 8	H: 2 LOB: 1 BB: 0 P: 12	1B: 7 2B: 4 3B: 0 HR: 3	SF: 0 SAC: 0 DP: 1 HBP: 0	WP: 1 PA: 40 PB: 0 SB: 2 CS: 0
<b>PITCHER</b>	IP WLS BF H R ER SO BB IBB HBP BLK WP HR S P ERA WHIP	4.2 L 26 9 5 5 0 3 0 0 0 0 0 0 3 6 0.00 0.000	0.1 1 0 0 0 0 0 0 0 0 0 0 0 3 6 0.00 0.000	2.0 8 2 2 2 2 0 0 0 0 0 0 2 19 32 9.00 1.000	1.0 5 2 1 1 0 0 0 0 0 0 1 0 8 12 9.00 2.000														

San Diego Padres @ Colorado Rockies  
Coors Field, Denver, CO  
Sun Jul 14 1996, 3:33 AM MDT  
Att: 48,065 - Sunny - 74 F

AB	37
R	8
H	13
RBI	7
BB	3
SO	2
LOB	24



Batter	1	2	3	4	5	6	7	8	9	10	AB	R	H	RBI	BB	SO	LOB	TOP		
Rickey Henderson, R OBP: 0.412, SLG: 0.344 (1, 7)	F8		G1-3			K			F7		4	0	0	0	0	1	1	<b>San Diego Padres @ Los Angeles Dodgers</b> Dodger Stadium, Los Angeles, CA Mon Jul 15 1996, 7:05 PM PDT Att: 44,368 - Unknown - 80 F		
Chris Gomez, R OBP: 0.379, SLG: 0.371 (1, 6)	K			F9			F9 G3-1 1B		FC4-6 1B		4	0	2	0	0	1	0			
Steve Finley, L OBP: 0.348, SLG: 0.531 (1, 8)	G6-3			F7			G3-1		FC4-6		4	0	0	0	0	0	2			
Ken Caminiti, S OBP: 0.362, SLG: 0.522 (1, 5)		G4-6-3 1B		F7			F9		K		4	0	1	0	0	1	2			
Wally Joyner, L OBP: 0.430, SLG: 0.483 (1, 3)		G4-6-3			G4-3					G4-3	3	0	0	0	1	0	1			
Marc Newfield, R OBP: 0.337, SLG: 0.429 Ron Villone, L (7, 1)				F7			K				3	0	0	0	0	2	2			
Doug Bochtler, R (8, 1)					K						0	0	0	0	0	0	0			
Rob Deer, R OBP: 0.300, SLG: 0.667 Trevor Hoffman, R (10, 1)											1	0	0	0	0	1	0			
Brian Johnson, R OBP: 0.305, SLG: 0.471 (1, 2)			G5-3		G4-3				F9		4	0	0	0	0	1	0			
Jody Reed, R OBP: 0.319, SLG: 0.291 (1, 4)							F9				3	0	2	0	0	0	0			
Andy Ashby, R OBP: 0.257, SLG: 0.353 Chris Gwynn, L OBP: 0.288, SLG: 0.238 (7, 9)				SH3 1B			G6-3		CS 1B		1	0	0	0	0	0	0			
									K		1	0	0	0	0	1	1			
<b>Inning Stats</b>	R: 0 E: 0 K: 1 S: 5	H: 0 LOB: 0 BB: 0 P: 5	R: 0 E: 0 K: 0 S: 3	H: 1 LOB: 0 BB: 0 P: 3	R: 0 E: 0 K: 0 S: 4	H: 1 LOB: 1 BB: 0 P: 4	R: 0 E: 0 K: 0 S: 3	H: 0 LOB: 0 BB: 0 P: 3	R: 0 E: 0 K: 1 S: 5	H: 0 LOB: 0 BB: 0 P: 5	R: 0 E: 0 K: 1 S: 6	H: 1 LOB: 2 BB: 1 P: 10	R: 0 E: 0 K: 1 S: 5	H: 1 LOB: 1 BB: 0 P: 5	R: 0 E: 0 K: 2 S: 7	H: 0 LOB: 0 BB: 0 P: 7	1B: 5 2B: 1 3B: 0 HR: 0	SF: 0 SAC: 1 DP: 2 HBP: 0	WP: 0 PB: 0 SB: 2 CS: 1	PA: 34
<b>PITCHER</b>	IP 8.1	WLS 5	BF 29	H 5	R 0	ER 0	SO 5	BB 0	IBB 0	HBP 0	BLK 0	WP 0	HR 0	S 38	P 42	ERA 0.00	WHIP 0.600			
<b>PITCHER</b>	IP 9.1	WLS 1.2	BF 5	H 0	R 0	ER 0	SO 3	BB 0	IBB 0	HBP 0	BLK 0	WP 0	HR 0	S 11	P 11	ERA 0.00	WHIP 0.000			

AB	32
R	0
H	5
RBI	0
BB	1
SO	8
LOB	9



Batter	1	2	3	4	5	6	7	8	9	10	AB	R	H	RBI	BB	SO	LOB	BOTTOM		
Delino DeShields, L OBP: 0.297, SLG: 0.340 (1, 4)	G1-3 1B		G4-3		G5-3			K		K	5	0	1	0	0	2	4	<b>San Diego Padres @ Los Angeles Dodgers</b> Dodger Stadium, Los Angeles, CA Mon Jul 15 1996, 7:05 PM PDT Att: 44,368 - Unknown - 80 F		
Todd Hollandsworth, L OBP: 0.352, SLG: 0.387 Billy Ashby, R OBP: 0.264, SLG: 0.360 Chad Fanville, S OBP: 0.295, SLG: 0.261 Dave Hansen, L OBP: 0.273, SLG: 0.190 (8, PH)	G1-3		G4-3			L7		K		K	3	0	0	0	0	0	2			
Mike Piazza, R OBP: 0.428, SLG: 0.616 (1, 2)						G6-3		K			3	0	1	0	1	1	0			
Eric Karros, R OBP: 0.311, SLG: 0.472 (1, 3)	G6-4-3 BB				G5-4-3 1B			K			4	0	1	0	0	1	3			
Raul Mondesi, R OBP: 0.302, SLG: 0.471 (1, 9)		G5-3		F8				2B 1B		4-3	4	0	1	0	0	0	0			
Mike Blowers, R OBP: 0.341, SLG: 0.397 (1, 5)		P3				G1-3 BB 1B		K		BLK BB	3	0	1	0	1	1	2			
Wayne Kirby, L OBP: 0.242, SLG: 0.172 Roger Cedeno, S OBP: 0.326, SLG: 0.343 (8, 8)										G3-1	1	0	0	0	1	0	0			
Greg Gagne, R OBP: 0.362, SLG: 0.408 (1, 6)						G1-3					4	1	1	0	0	0	2			
Pedro Astacio, R OBP: 0.053, SLG: 0.027 Mark Guthrie, R (9, 1)											3	0	0	0	0	2	3			
Juan Castro, R OBP: 0.265, SLG: 0.297 (10, PH)			K			G3		K		SH3-4 1B	0	0	0	0	0	0	0			
											0	0	0	0	0	0	0			
<b>Inning Stats</b>	R: 0 E: 0 K: 0 S: 3	H: 1 LOB: 1 BB: 1 P: 7	R: 0 E: 0 K: 0 S: 3	H: 0 LOB: 0 BB: 0 P: 3	R: 0 E: 0 K: 1 S: 6	H: 1 LOB: 1 BB: 0 P: 6	R: 0 E: 0 K: 0 S: 4	H: 1 LOB: 2 BB: 1 P: 8	R: 0 E: 0 K: 1 S: 5	H: 0 LOB: 0 BB: 0 P: 5	R: 0 E: 0 K: 3 S: 9	H: 0 LOB: 0 BB: 0 P: 9	R: 0 E: 0 K: 1 S: 5	H: 0 LOB: 1 BB: 1 P: 9	R: 1 E: 1 K: 1 S: 6	H: 1 LOB: 1 BB: 0 P: 6	1B: 6 2B: 1 3B: 0 HR: 0	SF: 0 SAC: 1 DP: 2 HBP: 0	WP: 0 PB: 0 SB: 0 CS: 0	PA: 38
<b>PITCHER</b>	IP 6.0	WLS 1.1	BF 4	H 0	R 0	ER 0	SO 2	BB 2	IBB 0	HBP 0	BLK 0	WP 0	HR 0	S 26	P 34	ERA 0.00	WHIP 1.333			
<b>PITCHER</b>	IP 7.1	WLS 1.2	BF 6	H 0	R 0	ER 0	SO 3	BB 1	IBB 0	HBP 0	BLK 0	WP 0	HR 0	S 11	P 15	ERA 0.00	WHIP 0.600			
<b>PITCHER</b>	IP 0.2	WLS L	BF 4	H 1	R 1	ER 0	SO 1	BB 0	IBB 0	HBP 0	BLK 0	WP 0	HR 0	S 6	P 6	ERA 0.00	WHIP 1.500			

AB	34
R	1
H	7
RBI	1
BB	3
SO	8
LOB	17



Batter	1	2	3	4	5	6	7	8	9	AB	R	H	RBI	BB	SO	LOB	TOP										
<b>Rickey Henderson, R</b> OBP: 0.409, SLG: 0.339	2-2 E3 E	4-2 1B 1B BB	3-1 F7		0-3 K			1-3 K		4	2	0	0	1	2	3											
<b>Chris Gomez, R</b> OBP: 0.375, SLG: 0.377	1-1 G1-3	0-0 BB 1B 1-3 2-H		2-3 K		2-2 G6-3		3-2 SF8 2B 1-3 2-H		5	0	2	2	0	1	1											
<b>Steve Finley, L</b> OBP: 0.349, SLG: 0.533	3-1 E1 SF8 2-H	0-0 BB 1B 1-2 3-H		0-0 E 2B		1-2 G4-3		1-0 SF8 2B 2-3 3-H		4	2	2	2	0	0	0											
<b>Ken Caminiti, S</b> OBP: 0.379, SLG: 0.517	0-1 SF8 3-H	0-1 F8		4-1 E BB		0-0 F9		0-1 P5		3	1	0	1	1	0	3											
<b>Wally Joyner, L</b> OBP: 0.427, SLG: 0.475 <b>Scott Livingstone, L</b> OBP: 0.350, SLG: 0.350	0-1 F9	4-0 BB		0-0 E1 BB		1-2 P6		2-2 G6-3		3	0	0	0	1	0	0											
<b>Marc Newfield, R</b> OBP: 0.335, SLG: 0.431 <b>Tim Worrell, R</b> OBP: 0.167, SLG: 0.091		1-2 2-3 BB		1-1 K		1-0 L5		0-3 K		4	1	1	0	0	2	4											
<b>John Flaherty, R</b> OBP: 0.318, SLG: 0.453		1-0 G4-3		0-0 CS 1B		1-2 L4		1-0 FC5-4 1B		5	0	2	0	0	0	2											
<b>Jody Reed, R</b> OBP: 0.323, SLG: 0.297		3-2 2B 2B 3-H		4-2 BB 1-2		1-1 G4-3		0-1 1B 1B FC5-4		4	2	2	1	1	0	1											
<b>Bob Tewksbury, R</b> OBP: 0.087, SLG: 0.068 <b>Chris Gwynn, L</b> OBP: 0.297, SLG: 0.250		1-2 1B 2B 2-H		1-3 K		1-3 K		2-2 2B 1B SF8		3	1	1	1	0	2	1											
<b>Inning Stats</b>	R: 2 E: 2 K: 0 S: 12	H: 0 LOB: 0 BB: 0 P: 18	R: 4 E: 0 K: 1 S: 22	H: 5 LOB: 3 BB: 2 P: 38	R: 0 E: 0 K: 1 S: 8	H: 1 LOB: 1 BB: 1 P: 16	R: 2 E: 1 K: 2 S: 14	H: 1 LOB: 1 BB: 1 P: 22	R: 0 E: 0 K: 0 S: 8	H: 0 LOB: 0 BB: 0 P: 10	R: 0 E: 0 K: 0 S: 10	H: 0 LOB: 0 BB: 0 P: 13	R: 2 E: 0 K: 1 S: 15	H: 3 LOB: 1 BB: 0 P: 23	R: 0 E: 0 K: 1 S: 9	H: 1 LOB: 1 BB: 0 P: 13	1B: 6 2B: 5 3B: 0 HR: 0	SF: 2 SAC: 0 DP: 0 HBP: 0	WP: 0 PB: 0 SB: 0 CS: 1	PA: 44							
<b>PITCHER</b>	IP	WLS	BF	H	R	ER	SO	BB	IBB	HBP	BLK	WP	HR	S	P	ERA	WHIP										
<b>Ramon Martinez, R</b> ERA: 3.75	5.0	L	28	7	8	4	6	4	0	0	0	0	0	64	104	7.20	2.200										
<b>Joey Eischen, L</b> ERA: 4.88	2.0		6	0	0	0	0	0	0	0	0	0	0	18	24	0.00	0.000										
<b>Antonio Osuna, R</b> ERA: 2.22	1.0		6	3	2	1	1	0	0	0	0	0	0	15	23	18.00	3.000										
<b>Scott Radinsky, L</b> ERA: 2.22	1.0		4	1	0	0	1	0	0	0	0	0	0	9	13	0.00	1.000										

**San Diego Padres @ Los Angeles Dodgers**  
Dodger Stadium, Los Angeles, CA  
Tue Jul 16 1996, 3:33 AM PDT  
Att: 52,436 - Sunny - 83 F

AB 38  
R 10  
H 11  
RBI 7  
BB 4  
SO 8  
LOB 15



Batter	1	2	3	4	5	6	7	8	9	AB	R	H	RBI	BB	SO	LOB	BOTTOM										
<b>Delino DeShields, L</b> OBP: 0.294, SLG: 0.336	2-2 F8	0-0 G4-3			2-3 K		1-3 K			4	0	0	0	0	2	2											
<b>Todd Hollandsworth, L</b> OBP: 0.358, SLG: 0.391	1-1 1B SF8		1-0 G4-3		4-2 BB		1-1 1B 1B			3	1	2	0	1	0	0											
<b>Mike Piazza, R</b> OBP: 0.427, SLG: 0.613 <b>Tom Prince, R</b> OBP: 0.319, SLG: 0.425	1-2 1B	0-2 G4-3		0-0 G3			1-0 P5			3	0	1	0	0	0	1											
<b>Eric Karros, R</b> OBP: 0.310, SLG: 0.470	1-1 SF8		0-0 G6-3			0-1 1B		0-3 K		3	0	1	1	0	1	1											
<b>Raul Mondesi, R</b> OBP: 0.304, SLG: 0.471	0-0 F8			0-0 E 1B G6-4-3		1-2 L4		1-0 1B 1B		4	0	2	0	0	0	2											
<b>Mike Blowers, R</b> OBP: 0.337, SLG: 0.392		3-2 F9		2-0 E6 1B G6-4-3		1-1 F7		0-3 K		4	0	0	0	0	1	4											
<b>Wayne Kirby, L</b> OBP: 0.243, SLG: 0.182		3-2 FC5-4 1B		3-2 G6-4-3 1B 1-2 2-3		2-2 P6		2-2 G4-3		4	0	1	0	0	0	3											
<b>Greg Gagne, R</b> OBP: 0.357, SLG: 0.402 <b>Juan Castro, R</b> OBP: 0.253, SLG: 0.293		0-2 FC5-4 BB		1-0 G5-3		2-3 K		2-1 F8		3	0	0	0	0	1	2											
<b>Ramon Martinez, R</b> ERA: 3.75 <b>Chad Forman, S</b> ERA: 2.96, SLG: 0.280 <b>Joey Eischen, L</b> ERA: 4.88 <b>Roger Cedeno, S</b> ERA: 3.00, SLG: 0.344 <b>Antonio Osuna, R</b> ERA: 2.22 <b>Scott Radinsky, L</b> ERA: 2.22 <b>Dave Hansen, L</b> OBP: 0.268, SLG: 0.188		4-0 BB		0-1 G3-1		1-1 G5-3		0-0 P6		0	0	0	0	1	0	0											
<b>Inning Stats</b>	R: 1 E: 0 K: 0 S: 11	H: 2 LOB: 1 BB: 0 P: 16	R: 0 E: 0 K: 0 S: 11	H: 1 LOB: 2 BB: 1 P: 21	R: 0 E: 0 K: 0 S: 5	H: 0 LOB: 0 BB: 0 P: 6	R: 0 E: 1 K: 0 S: 6	H: 1 LOB: 1 BB: 0 P: 12	R: 0 E: 0 K: 0 S: 9	H: 0 LOB: 1 BB: 1 P: 15	R: 0 E: 0 K: 0 S: 11	H: 1 LOB: 1 BB: 0 P: 15	R: 0 E: 0 K: 2 S: 8	H: 0 LOB: 0 BB: 0 P: 12	R: 0 E: 0 K: 2 S: 10	H: 2 LOB: 2 BB: 0 P: 13	R: 0 E: 0 K: 0 S: 6	H: 0 LOB: 0 BB: 0 P: 10	1B: 7 2B: 0 3B: 0 HR: 0	SF: 1 SAC: 0 DP: 1 HBP: 0	WP: 0 PB: 0 SB: 0 CS: 0	PA: 36					
<b>PITCHER</b>	IP	WLS	BF	H	R	ER	SO	BB	IBB	HBP	BLK	WP	HR	S	P	ERA	WHIP										
<b>Bob Tewksbury, R</b> ERA: 4.04	6.0	W	25	5	1	1	1	2	0	0	0	0	0	53	85	1.50	1.167										
<b>Tim Worrell, R</b> ERA: 2.75	3.0	S	11	2	0	0	4	0	0	0	0	0	0	24	35	0.00	0.667										

**San Diego Padres @ Los Angeles Dodgers**  
Dodger Stadium, Los Angeles, CA  
Tue Jul 16 1996, 3:33 AM PDT  
Att: 52,436 - Sunny - 83 F

AB 33  
R 1  
H 7  
RBI 1  
BB 2  
SO 5  
LOB 16





Batter	1	2	3	4	5	6	7	8	9	AB	R	H	RBI	BB	SO	LOB	TOP											
Rickey Henderson, R OBP: 0.407, SLG: 0.337	G3		G6-4-3 1B		F8		K	G6-3		5	0	1	0	0	1	4	<b>San Diego Padres @ Los Angeles Dodgers</b> Dodger Stadium, Los Angeles, CA Wed Jul 17 1996, 7:05 PM PDT Att: 42,423 - Unknown - 71 F <a href="http://livebaseballscorecards.com">livebaseballscorecards.com</a>											
Chris Gomez, R OBP: 0.375, SLG: 0.377	K		G6-4-3 1-2		K			P3	2B	5	0	1	0	0	2	1												
Steve Finley, L OBP: 0.349, SLG: 0.530			L1		G4-3			S SF9 BB	P4	4	1	1	0	1	0	1												
Ken Caminiti, S OBP: 0.376, SLG: 0.513	K			BB SF7 1B				SF9 1-H	K	4	1	1	1	0	2	2												
Wally Joyner, L OBP: 0.426, SLG: 0.474		G4-3		SF7 BB FC5-4 1B				G5-3	HBP 1B	5	2	2	0	0	1	1												
Marc Newfield, R OBP: 0.339, SLG: 0.426		G5-3		FC5-4 BB				G4-3	1B HBP	2	1	0	0	1	0	0												
Rob Deer, R OBP: 0.300, SLG: 0.667				1-2 2-3 BB				G4-3	1B HBP	0	0	0	0	0	0	0												
John Flaherty, R OBP: 0.321, SLG: 0.455				SF7			K		1B	3	0	2	2	0	1	0												
Jody Reed, R OBP: 0.325, SLG: 0.299				2-3 3-H FC5-4			G5-3		BB	4	0	2	2	0	0	1												
Joey Hamilton, R OBP: 0.156, SLG: 0.156 Chris Caworth, L OBP: 0.207, SLG: 0.277 Bryce Florie, R OBP: 0.305, SLG: 0.550 Scott Livingstone, L OBP: 0.350, SLG: 0.550 Doug Bochtler, R OBP: 0.350, SLG: 0.550 Trevor Hoffman, R OBP: 0.350, SLG: 0.550	K			1-2 3-H K				G5-3	1-3 3-H 1B	2	0	0	0	0	2	3												
<b>Inning Stats</b>	R: 0 E: 0 K: 2 S: 8	H: 1 LOB: 1 BB: 0 P: 8	R: 0 E: 0 K: 1 S: 7	H: 2 LOB: 2 BB: 0 P: 7	R: 0 E: 0 K: 0 S: 3	H: 1 LOB: 0 BB: 0 P: 3	R: 2 E: 0 K: 1 S: 7	H: 2 LOB: 1 BB: 1 P: 11	R: 0 E: 0 K: 1 S: 5	H: 0 LOB: 0 BB: 0 P: 5	R: 0 E: 0 K: 0 S: 3	H: 0 LOB: 0 BB: 0 P: 3	R: 0 E: 0 K: 2 S: 8	H: 1 LOB: 1 BB: 0 P: 8	R: 3 E: 0 K: 0 S: 6	H: 3 LOB: 3 BB: 2 P: 15	R: 0 E: 0 K: 2 S: 8	H: 1 LOB: 1 BB: 0 P: 8	1B: 9 2B: 2 3B: 0 HR: 0	SF: 2 SAC: 0 DP: 1 HBP: 1	WP: 0 PB: 0 SB: 2 CS: 0	PA: 41						
<b>PITCHER</b>	IP	WLS	BF	H	R	ER	SO	BB	IBB	HBP	BLK	WP	HR	S	P	ERA	WHIP											
Ismael Valdez, R ERA: 3.13	(1, 1)		7.0	28	7	2	2	7	1	0	0	0	0	0	41	45	2.57	1.143										
Mark Guthrie, L ERA: 1.43	(8, 1)	0.2	4	1	2	2	0	1	0	0	0	0	0	3	7	27.00	3.000											
Antonio Osuna, R ERA: 2.38	(8, 1)	0.1	L	5	2	1	1	0	1	0	0	0	0	3	8	27.00	9.000											
Todd Worrell, R ERA: 3.29	(9, 1)	1.0		4	1	0	0	2	0	0	0	0	0	8	8	0.00	1.000											

Batter	1	2	3	4	5	6	7	8	9	AB	R	H	RBI	BB	SO	LOB	BOTTOM										
Chad Fonville, S OBP: 0.286, SLG: 0.253	K	G4-3		K			G2-3		P4	5	0	0	0	0	2	3	<b>San Diego Padres @ Los Angeles Dodgers</b> Dodger Stadium, Los Angeles, CA Wed Jul 17 1996, 7:05 PM PDT Att: 42,423 - Unknown - 71 F <a href="http://livebaseballscorecards.com">livebaseballscorecards.com</a>										
Delino DeShields, L OBP: 0.284, SLG: 0.333	G4-3		G6-3		K		CS BB			3	0	0	0	1	1	0											
Mike Piazza, R OBP: 0.431, SLG: 0.623			G4-6-3 1B		HR		G6-3 1-2			3	1	2	1	1	0	1											
Eric Karros, R OBP: 0.307, SLG: 0.465	K		G4-6-3 1-2		K			K		4	0	0	0	0	3	2											
Raul Mondesi, R OBP: 0.306, SLG: 0.473		K		BB 1B BB	PB 2B		F9			3	1	1	0	1	1	0											
Mike Blowers, R OBP: 0.341, SLG: 0.394				BB 1B BB						1	1	1	0	1	0	0											
Dave Hansen, L OBP: 0.275, SLG: 0.183		1B 1B		1B G4-3 BB						1	0	0	0	1	1	1											
Roger Cedeno, S OBP: 0.325, SLG: 0.341		1B 1B		1-2 G4-3 BB	2-3					0	0	0	0	0	0	0											
Todd Worrell, R ERA: 3.29								BB		0	0	0	0	0	0	0											
Todd Hollandsworth, L OBP: 0.360, SLG: 0.395							F7		K	4	1	2	1	0	1	1											
Greg Gagne, R OBP: 0.359, SLG: 0.401							G3		K	3	0	1	1	1	1	0											
Ismael Valdez, R ERA: 3.13	(1, 1)									3	0	0	1	0	2	4											
Mark Guthrie, R ERA: 1.43	(8, 1)								F7	0	0	0	0	0	0	0											
Antonio Osuna, R ERA: 2.38	(8, 1)									0	0	0	0	0	0	0											
Juan Castro, R OBP: 0.263, SLG: 0.293	(9, 5)									0	0	0	0	0	0	0											
Wayne Kirby, L OBP: 0.237, SLG: 0.176	(9, PH)									1	0	0	0	0	0	0											
<b>Inning Stats</b>	R: 0 E: 0 K: 2 S: 7	H: 0 LOB: 1 BB: 1 P: 11	R: 1 E: 0 K: 2 S: 10	H: 3 LOB: 2 BB: 0 P: 10	R: 0 E: 0 K: 0 S: 3	H: 1 LOB: 0 BB: 0 P: 3	R: 2 E: 0 K: 1 S: 5	H: 1 LOB: 1 BB: 3 P: 17	R: 1 E: 0 K: 3 S: 11	H: 2 LOB: 1 BB: 0 P: 11	R: 0 E: 0 K: 1 S: 5	H: 0 LOB: 0 BB: 0 P: 5	R: 0 E: 0 K: 0 S: 2	H: 0 LOB: 0 BB: 1 P: 6	R: 0 E: 0 K: 2 S: 7	H: 0 LOB: 1 BB: 1 P: 11	R: 0 E: 0 K: 1 S: 5	H: 0 LOB: 0 BB: 0 P: 5	1B: 5 2B: 1 3B: 0 HR: 1	SF: 0 SAC: 0 DP: 1 HBP: 0	WP: 0 PB: 1 SB: 1 CS: 1	PA: 37					
<b>PITCHER</b>	IP	WLS	BF	H	R	ER	SO	BB	IBB	HBP	BLK	WP	HR	S	P	ERA	WHIP										
Joey Hamilton, R ERA: 4.7	(1, 1)		6.0	27	4	4	9	4	0	0	0	0	0	2	6	6.00	1.833										
Bryce Florie, R ERA: 3.86	(7, 1)	1.0	W	3	0	0	0	1	0	0	0	0	0	2	6	0.00	1.000										
Doug Bochtler, R ERA: 3.46	(8, 1)	1.0		4	0	0	2	1	0	0	0	0	0	7	11	0.00	1.000										
Trevor Hoffman, R ERA: 2.44	(9, 1)	1.0	S	3	0	0	1	0	0	0	0	0	0	5	5	0.00	0.000										



Batter	1	2	3	4	5	6	7	8	9	AB	R	H	RBI	BB	SO	LOB	TOP								
<b>Eric Young Sr., R</b> OBP: 0.433, SLG: 0.477 (1, 4)										3	0	0	0	0	2	1	<b>Colorado Rockies @ San Diego Padres</b> Jack Murphy Stadium, San Diego, CA Thu Jul 18 1996, 6:33 AM EDT Att: 24,212 - Sunny - 73 F								
<b>Walt Weiss, S</b> OBP: 0.456, SLG: 0.371 (1, 6)										3	0	1	0	0	0	0									
<b>Curt Leskanic, R</b> OBP: 0.333, SLG: 0.667 (6, 1)										0	0	0	0	0	0	0									
<b>Angel Echevarria, R</b> OBP: 0.500, SLG: 0.500 (7, PH)										1	0	1	1	0	0	0									
<b>Mike Munoz, L</b> (7, 1)										0	0	0	0	0	0	0									
<b>Mark Thompson, R</b> OBP: 0.120, SLG: 0.160 (7, 1)										0	0	0	0	0	0	0									
<b>Ellis Burks, R</b> OBP: 0.402, SLG: 0.623 (1, 7)										3	0	0	0	1	1	4									
<b>Dante Bichette, R</b> OBP: 0.378, SLG: 0.549 (1, 9)										4	0	0	0	0	1	2									
<b>Vinny Castilla, R</b> OBP: 0.343, SLG: 0.543 (1, 5)										4	0	0	0	0	2	2									
<b>Andres Galarraga, R</b> OBP: 0.333, SLG: 0.538 (1, 3)										4	1	1	0	0	1	1									
<b>Jeff Reed, L</b> OBP: 0.357, SLG: 0.430 (1, 2)										4	0	1	1	0	1	0									
<b>Quinton McCracken, S</b> OBP: 0.351, SLG: 0.327 (1, 8)										4	1	2	0	0	1	1									
<b>Kevin Ritz, R</b> OBP: 0.233, SLG: 0.225 (1, 1)										1	0	0	0	0	1	0									
<b>Jason Bates, S</b> OBP: 0.331, SLG: 0.327 (6, 6)										2	0	1	0	0	0	0									
<b>Inning Stats</b>	R: 0 E: 0 K: 1 S: 10	H: 0 LOB: 0 BB: 0 P: 14	R: 1 E: 0 K: 2 S: 15	H: 2 LOB: 1 BB: 0 P: 23	R: 0 E: 0 K: 2 S: 8	H: 0 LOB: 0 BB: 0 P: 11	R: 0 E: 0 K: 2 S: 10	H: 0 LOB: 1 BB: 1 P: 18	R: 0 E: 0 K: 1 S: 8	H: 1 LOB: 1 BB: 0 P: 14	R: 0 E: 0 K: 1 S: 12	H: 1 LOB: 3 BB: 0 P: 15	R: 1 E: 0 K: 1 S: 14	H: 3 LOB: 3 BB: 0 P: 24	R: 0 E: 0 K: 0 S: 8	H: 0 LOB: 0 BB: 0 P: 12	R: 0 E: 0 K: 0 S: 9	H: 0 LOB: 0 BB: 0 P: 14	1B: 4 2B: 3 3B: 0 HR: 0	SF: 0 SAC: 1 DP: 0 HBP: 1	WP: 0 PB: 0 SB: 0 CS: 0	PA: 36			
<b>PITCHER</b>	IP	WLS	BF	H	R	ER	SO	BB	IBB	HBP	BLK	WP	HR	S	P	ERA	WHIP								
<b>Scott Sanders, R</b> ERA: 3.99 (1, 1)	6.2	W	27	6	2	2	9	1	0	0	0	0	0	71	108	2.70	1.050								
<b>Ron Villone, L</b> ERA: 1.94 (7, 1)	0.0		2	1	0	0	0	0	0	1	0	0	0	3	5	∞	∞								
<b>Tim Worrell, R</b> ERA: 2.74 (7, 1)	0.1		1	0	0	0	1	0	0	0	0	0	0	3	6	0.00	0.000								
<b>Willie Blair, R</b> ERA: 5.08 (8, 1)	2.0		6	0	0	0	0	0	0	0	0	0	0	17	26	0.00	0.000								

Batter	1	2	3	4	5	6	7	8	9	AB	R	H	RBI	BB	SO	LOB	BOTTOM								
<b>Rickey Henderson, R</b> OBP: 0.407, SLG: 0.341 (1, 7)										5	1	2	0	0	0	2	<b>Colorado Rockies @ San Diego Padres</b> Jack Murphy Stadium, San Diego, CA Thu Jul 18 1996, 6:33 AM EDT Att: 24,212 - Sunny - 73 F								
<b>Chris Gomez, R</b> OBP: 0.376, SLG: 0.375 (1, 6)										4	1	1	2	1	0	3									
<b>Steve Finley, L</b> OBP: 0.350, SLG: 0.538 (1, 8)										5	1	2	3	0	2	1									
<b>Ken Caminiti, S</b> OBP: 0.380, SLG: 0.528 (1, 5)										5	2	3	1	0	0	1									
<b>Wally Joyner, L</b> OBP: 0.426, SLG: 0.469 (1, 3)										4	0	1	0	1	0	2									
<b>Chris Gwynn, L</b> OBP: 0.285, SLG: 0.265 (1, 9)										3	0	0	0	0	0	2									
<b>Rob Deer, R</b> OBP: 0.364, SLG: 0.667 (7, PH)										0	1	0	0	2	0	0									
<b>John Flaherty, R</b> OBP: 0.323, SLG: 0.471 (1, 2)										5	1	2	2	0	0	2									
<b>Jody Reed, R</b> OBP: 0.324, SLG: 0.297 (1, 4)										3	0	0	0	1	1	0									
<b>Scott Sanders, R</b> OBP: 0.222, SLG: 0.250 (7, 1)										2	2	1	0	1	1	0									
<b>Ron Villone, L</b> (7, 1)										0	0	0	0	0	0	0									
<b>Tim Worrell, R</b> OBP: 0.167, SLG: 0.091 (7, 1)										0	0	0	0	0	0	0									
<b>Marc Newfield, R</b> OBP: 0.337, SLG: 0.426 (7, PH)										0	0	0	1	0	0	0									
<b>Willie Blair, R</b> (8, 1)										0	0	0	0	0	0	0									
<b>Inning Stats</b>	R: 0 E: 0 K: 0 S: 6	H: 1 LOB: 1 BB: 0 P: 12	R: 1 E: 0 K: 0 S: 8	H: 1 LOB: 0 BB: 0 P: 11	R: 3 E: 0 K: 0 S: 14	H: 2 LOB: 1 BB: 2 P: 24	R: 0 E: 0 K: 0 S: 8	H: 0 LOB: 1 BB: 1 P: 17	R: 1 E: 0 K: 0 S: 12	H: 2 LOB: 1 BB: 0 P: 20	R: 2 E: 0 K: 3 S: 19	H: 2 LOB: 1 BB: 0 P: 27	R: 2 E: 0 K: 0 S: 16	H: 3 LOB: 3 BB: 2 P: 30	R: 0 E: 0 K: 1 S: 13	H: 1 LOB: 2 BB: 1 P: 22	R: 0 E: 0 K: 1 S: 9	H: 0 LOB: 0 BB: 0 P: 14	1B: 4 2B: 5 3B: 0 HR: 3	SF: 1 SAC: 0 DP: 0 HBP: 0	WP: 1 PB: 0 SB: 0 CS: 0	PA: 43			
<b>PITCHER</b>	IP	WLS	BF	H	R	ER	SO	BB	IBB	HBP	BLK	WP	HR	S	P	ERA	WHIP								
<b>Kevin Ritz, R</b> ERA: 4.8 (1, 1)	5.0	L	24	6	5	5	0	3	0	0	0	0	0	19	27	18.00	2.000								
<b>Curt Leskanic, R</b> ERA: 7.11 (6, 1)	1.0		6	2	2	2	3	0	0	0	0	1	0	14	26	27.00	6.000								
<b>Mike Munoz, L</b> ERA: 7.0 (7, 1)	0.2		7	3	2	2	0	1	1	0	0	0	0	15	26	0.00	1.500								
<b>Mark Thompson, R</b> ERA: 6.1 (7, 1)	1.1		6	1	0	0	1	1	0	0	0	0	0	15	26	0.00	1.500								

AB	33
R	2
H	7
RBI	2
BB	1
SO	10
LOB	11



Batter	1	2	3	4	5	6	7	8	9	AB	R	H	RBI	BB	SO	LOB	TOP			
<b>Eric Young Sr. R</b> OBP: 0.430, SLG: 0.471 (1, 4)										4	1	0	0	1	0	3	<b>Colorado Rockies @ San Diego Padres</b> Jack Murphy Stadium, San Diego, CA Fri Jul 19 1996, 10:05 PM EDT Att: 26,559 - Unknown - 74 F  <b>AB 33</b> <b>R 3</b> <b>H 7</b> <b>RBI 3</b> <b>BB 3</b> <b>SO 5</b> <b>LOB 18</b>  			
<b>Watt Weiss S</b> OBP: 0.402, SLG: 0.366 (1, 6)										4	0	0	0	0	1	1				
<b>Ellis Burks R</b> OBP: 0.403, SLG: 0.623 (1, 7)										3	0	1	0	1	0	0				
<b>Andres Galarraga R</b> OBP: 0.335, SLG: 0.546 (1, 3)										4	1	2	2	0	0	1				
<b>Dante Bichette R</b> OBP: 0.379, SLG: 0.547 (1, 9)										3	1	1	0	0	0	3				
<b>Vinny Castilla R</b> OBP: 0.339, SLG: 0.537 (1, 5)										4	0	0	0	0	0	4				
<b>Jayhawk Owens R</b> OBP: 0.313, SLG: 0.422 (6, PH)										2	0	1	0	1	1	0				
<b>Jason Bates S</b> OBP: 0.328, SLG: 0.324 (8, 2)										1	0	0	0	0	0	1				
<b>Jeff Reed L</b> OBP: 0.357, SLG: 0.430 (8, 2)										0	0	0	0	0	0	0				
<b>Quinton McCracken S</b> OBP: 0.356, SLG: 0.342 (1, 8)										4	0	2	1	0	1	1				
<b>Armando Reynoso R</b> OBP: 0.296, SLG: 0.350 (6, 1)										2	0	0	0	0	1	3				
<b>Mike Munoz L</b> OBP: 0.227, SLG: 0.290 (7, PH)										0	0	0	0	0	0	0				
<b>Steve Reed R</b> OBP: 0.227, SLG: 0.290 (7, PH)										0	0	0	0	0	0	0				
<b>Angel Echevarria R</b> OBP: 0.227, SLG: 0.290 (7, PH)										0	0	0	0	0	0	0				
<b>Darren Holmes R</b> OBP: 0.352, SLG: 0.425 (6, PH)										0	0	0	0	0	0	1				
<b>John Vander Wal L</b> OBP: 0.352, SLG: 0.425 (6, PH)										0	0	0	0	0	0	1				
<b>Inning Stats</b>	R: 1 E: 0 K: 0 S: 11	H: 1 LOB: 2 BB: 2 P: 24	R: 0 E: 0 K: 1 S: 9	H: 1 LOB: 1 BB: 0 P: 15	R: 0 E: 0 K: 1 S: 6	H: 0 LOB: 0 BB: 0 P: 11	R: 1 E: 0 K: 0 S: 9	H: 2 LOB: 2 BB: 1 P: 18	R: 0 E: 0 K: 2 S: 8	H: 0 LOB: 0 BB: 0 P: 13	R: 0 E: 0 K: 0 S: 7	H: 0 LOB: 0 BB: 0 P: 12	R: 1 E: 0 K: 0 S: 12	H: 1 LOB: 1 BB: 0 P: 18	R: 0 E: 1 K: 1 S: 11	H: 1 LOB: 1 BB: 0 P: 16	1B: 3 2B: 4 3B: 0 HR: 1	SF: 0 SAC: 1 DP: 1 HBP: 1	WP: 0 PB: 1 SB: 1 CS: 1	PA: 38
<b>PITCHER</b>	IP WLS BF H R ER SO BB IBB HBP BLK WP HR S P ERA WHIP																			
<b>Fernando Valenzuela L</b> ERA: 4.02 (1, 1)	6.0 W 26 5 2 2 4 3 0 0 0 0 0 0 51 92 3.00 1.333																			
<b>Tim Worrell R</b> ERA: 2.7 (7, 1)	1.0 3 0 0 0 0 0 0 0 0 0 0 0 7 12 0.00 0.000																			
<b>Doug Bechtler R</b> ERA: 3.6 (8, 1)	1.0 5 1 1 1 0 0 0 0 1 0 0 0 1 12 18 9.00 1.000																			
<b>Trevor Hoffman R</b> ERA: 2.39 (9, 1)	1.0 S 4 1 0 0 1 0 0 0 0 0 0 0 0 11 16 0.00 1.000																			

Batter	1	2	3	4	5	6	7	8	9	AB	R	H	RBI	BB	SO	LOB	BOTTOM			
<b>Rickey Henderson R</b> OBP: 0.403, SLG: 0.337 (1, 7)										4	0	0	0	0	0	0	<b>Colorado Rockies @ San Diego Padres</b> Jack Murphy Stadium, San Diego, CA Fri Jul 19 1996, 10:05 PM EDT Att: 26,559 - Unknown - 74 F  <b>AB 31</b> <b>R 4</b> <b>H 7</b> <b>RBI 4</b> <b>BB 2</b> <b>SO 3</b> <b>LOB 11</b>  			
<b>Chris Gomez R</b> OBP: 0.378, SLG: 0.382 (1, 6)										4	2	2	0	0	0	0				
<b>Steve Finley L</b> OBP: 0.351, SLG: 0.537 (1, 8)										3	0	1	0	1	0	1				
<b>Ken Caminiti S</b> OBP: 0.378, SLG: 0.534 (1, 5)										4	1	1	2	0	1	3				
<b>Wally Joyner L</b> OBP: 0.423, SLG: 0.463 (1, 3)										3	0	0	0	1	0	2				
<b>Marc Newfield R</b> OBP: 0.333, SLG: 0.421 (1, 9)										2	0	0	0	0	0	0				
<b>Chris Gwynn L</b> OBP: 0.300, SLG: 0.271 (6, PH) (7, 9)										2	0	1	1	0	1	2				
<b>John Flaherty R</b> OBP: 0.323, SLG: 0.481 (1, 2)										3	1	1	1	0	0	2				
<b>Jody Reed R</b> OBP: 0.324, SLG: 0.297 (1, 4)										3	0	1	0	0	0	0				
<b>Fernando Valenzuela L</b> OBP: 0.135, SLG: 0.135 (1, 1)										2	0	0	0	0	0	1				
<b>Tim Worrell R</b> OBP: 0.091, SLG: 0.091 (7, 1)										0	0	0	0	0	0	0				
<b>Luis Lopez S</b> OBP: 0.246, SLG: 0.246 (7, PH)										1	0	0	0	0	1	0				
<b>Doug Bechtler R</b> (8, 1)										0	0	0	0	0	0	0				
<b>Trevor Hoffman R</b> (9, 1)										0	0	0	0	0	0	0				
<b>Inning Stats</b>	R: 2 E: 0 K: 0 S: 14	H: 2 LOB: 0 BB: 0 P: 22	R: 0 E: 0 K: 0 S: 9	H: 1 LOB: 1 BB: 0 P: 11	R: 0 E: 0 K: 0 S: 7	H: 0 LOB: 0 BB: 0 P: 10	R: 0 E: 0 K: 0 S: 4	H: 0 LOB: 0 BB: 0 P: 8	R: 1 E: 0 K: 0 S: 11	H: 1 LOB: 0 BB: 0 P: 19	R: 1 E: 0 K: 0 S: 16	H: 2 LOB: 2 BB: 1 P: 28	R: 0 E: 0 K: 1 S: 6	H: 0 LOB: 0 BB: 0 P: 11	R: 0 E: 0 K: 2 S: 9	H: 1 LOB: 2 BB: 1 P: 19	1B: 4 2B: 1 3B: 0 HR: 2	SF: 0 SAC: 0 DP: 0 HBP: 0	WP: 0 PB: 0 SB: 0 CS: 0	PA: 33
<b>PITCHER</b>	IP WLS BF H R ER SO BB IBB HBP BLK WP HR S P ERA WHIP																			
<b>Armando Reynoso R</b> ERA: 4.62 (6, 1)	5.0 L 19 4 3 3 0 1 0 0 0 0 0 0 45 70 5.40 0.800																			
<b>Mike Munoz L</b> ERA: 7.16 (6, 1)	0.2 4 1 1 1 0 0 0 0 0 0 0 0 5 9 0.00 3.000																			
<b>Steve Reed R</b> ERA: 4.47 (7, 1)	2.0 8 1 0 0 3 1 0 0 0 0 0 0 15 30 0.00 1.000																			

Batter	1	2	3	4	5	6	7	8	9	AB	R	H	RBI	BB	SO	LOB	TOP					
Eric Young Sr. R OBP: 0.429, SLG: 0.468	G6-3		1B		G1-3		B5-3		BB	4	0	1	0	1	0	2	<b>Colorado Rockies @ San Diego Padres</b> Jack Murphy Stadium, San Diego, CA Sat Jul 20 1996, 10:05 PM EDT Att: 55,046 - Unknown - 74 F livebaseballscores.com					
Watt Weiss S OBP: 0.399, SLG: 0.373	F7		G3			HR	F8		F8	5	1	1	1	0	0	4						
Ellis Burks R OBP: 0.404, SLG: 0.621	F8				K				G6-4-3 BB	3	1	1	0	1	1	0						
Dante Bichette R OBP: 0.376, SLG: 0.542		G5-3			G5-3		K		K	4	0	0	0	0	2	2						
Andres Galarraga R OBP: 0.334, SLG: 0.546		G5-3			G6-3		E		G6-4-3	4	1	1	1	0	0	1						
Vinny Castilla R OBP: 0.338, SLG: 0.534		G5-3								4	0	1	1	0	0	0						
Jeff Reed L OBP: 0.360, SLG: 0.438				F7						3	0	1	0	1	0	1						
Jayhawk Owens R OBP: 0.313, SLG: 0.422					SH1-4 BB		G4-3		E	0	1	0	0	0	0	0						
Quinton McCracken S OBP: 0.353, SLG: 0.339			F7			SH1-4 BB	G1-3		E4	4	0	1	1	0	0	1						
Roger Bailey R OBP: 0.276, SLG: 1.000										1	1	1	1	0	0	0						
Mark Thompson R OBP: 0.196, SLG: 0.341										1	0	0	0	0	0	0						
Lance Painter L OBP: 0.126, SLG: 0.180										0	0	0	0	0	0	0						
Curt Leskanic R OBP: 0.159, SLG: 0.167										0	0	0	0	0	0	0						
Jason Bates S OBP: 0.125, SLG: 0.323										1	0	0	0	0	0	2						
Bruce Ruffin S OBP: 0.189, SLG: 0.189										0	0	0	0	0	0	0						
<b>Inning Stats</b>	R: 0 E: 0 K: 0 S: 9	H: 0 LOB: 0 BB: 0 P: 14	R: 0 E: 0 K: 0 S: 8	H: 0 LOB: 0 BB: 0 P: 13	R: 1 E: 0 K: 0 S: 12	H: 2 LOB: 1 BB: 0 P: 22	R: 0 E: 0 K: 1 S: 5	H: 0 LOB: 0 BB: 0 P: 7	R: 0 E: 0 K: 0 S: 9	H: 1 LOB: 2 BB: 1 P: 16	R: 3 E: 2 K: 1 S: 15	H: 4 LOB: 1 BB: 0 P: 20	R: 0 E: 0 K: 0 S: 6	H: 0 LOB: 0 BB: 0 P: 9	R: 0 E: 0 K: 1 S: 5	H: 0 LOB: 0 BB: 1 P: 10	R: 1 E: 1 K: 0 S: 10	H: 1 LOB: 3 BB: 1 P: 21	1B: 4 2B: 1 3B: 1 HR: 2	SF: 0 SAC: 1 DP: 1 HBP: 0	WP: 0 PB: 0 SB: 1 CS: 0	PA: 38
<b>PITCHER</b>	IP WLS BF H R ER SO BB IBB HBP BLK WP HR S P ERA WHIP																					
Andy Ashby R ERA: 2.96	(1, 1) 5.1 24 7 4 4 2 1 0 0 0 0 0 2 54 86 6.75 1.500																					
Bryce Florie R ERA: 3.5	(6, 1) 0.2 2 0 0 0 0 0 0 0 0 0 0 0 4 6 0.00 0.000																					
Tim Worrell R ERA: 2.63	(7, 1) 2.0 2 0 0 0 1 1 0 0 0 0 0 0 11 19 0.00 0.500																					
Doug Bochtler R ERA: 3.76	(9, 1) 0.2 L 5 1 1 1 0 1 0 0 0 0 0 0 9 19 13.50 3.000																					
Ron Villone L ERA: 1.8	(9, 1) 0.1 1 0 0 0 0 0 0 0 0 0 0 0 1 2 0.00 0.000																					

AB	34
R	5
H	8
RBI	5
BB	3
SO	3
LOB	13



Batter	1	2	3	4	5	6	7	8	9	AB	R	H	RBI	BB	SO	LOB	BOTTOM					
Rickey Henderson R OBP: 0.403, SLG: 0.341	G4-3 2B	L5			L5		G3 SH1-4 1B		G6-3	5	1	2	0	0	0	1	<b>Colorado Rockies @ San Diego Padres</b> Jack Murphy Stadium, San Diego, CA Sat Jul 20 1996, 10:05 PM EDT Att: 55,046 - Unknown - 74 F livebaseballscores.com					
Jody Reed R OBP: 0.321, SLG: 0.293	G4-3		F8		G6-3		SH1-4		K	4	0	0	0	0	1	1						
Steve Finley L OBP: 0.355, SLG: 0.544	1B 2B		1B 2B		1B		G3			4	1	3	1	0	0	1						
Ken Caminiti S OBP: 0.380, SLG: 0.532	F7				G3					3	0	1	0	1	0	2						
Wally Joyner L OBP: 0.424, SLG: 0.477	G4-6-3		G4-6-3							4	1	2	2	0	1	4						
Rob Deer R OBP: 0.346, SLG: 0.727	K				K		HR		K	4	1	1	1	0	3	1						
John Flaherty R OBP: 0.322, SLG: 0.478		G1-3			FC4-6 1B		G6-3		K	4	0	1	0	0	1	0						
Luis Lopez S OBP: 0.221, SLG: 0.238		G6-3			FC4-6		G4-3		K	4	0	0	0	0	1	1						
Andy Ashby R OBP: 0.276, SLG: 0.380										2	0	1	0	0	0	1						
Bryce Florie R ERA: 6.09										0	0	0	0	0	0	0						
Chris Gwynn L OBP: 0.268, SLG: 0.268										1	0	0	0	0	0	0						
Tim Worrell R OBP: 0.159, SLG: 0.167										0	0	0	0	0	0	0						
Doug Bochtler R OBP: 0.159, SLG: 0.167										0	0	0	0	0	0	0						
Ron Villone L ERA: 4.4										1	0	0	0	0	1	0						
<b>Inning Stats</b>	R: 2 E: 0 K: 1 S: 14	H: 3 LOB: 1 BB: 0 P: 24	R: 0 E: 0 K: 0 S: 10	H: 1 LOB: 0 BB: 0 P: 13	R: 0 E: 0 K: 0 S: 8	H: 2 LOB: 1 BB: 0 P: 12	R: 0 E: 0 K: 1 S: 8	H: 1 LOB: 1 BB: 0 P: 13	R: 0 E: 0 K: 0 S: 8	H: 1 LOB: 1 BB: 0 P: 12	R: 2 E: 0 K: 0 S: 11	H: 2 LOB: 2 BB: 0 P: 18	R: 0 E: 0 K: 1 S: 6	H: 1 LOB: 2 BB: 1 P: 15	R: 0 E: 0 K: 3 S: 9	H: 0 LOB: 0 BB: 0 P: 13	R: 0 E: 0 K: 2 S: 10	H: 0 LOB: 0 BB: 0 P: 14	1B: 5 2B: 4 3B: 0 HR: 2	SF: 0 SAC: 1 DP: 1 HBP: 0	WP: 0 PB: 0 SB: 0 CS: 0	PA: 38
<b>PITCHER</b>	IP WLS BF H R ER SO BB IBB HBP BLK WP HR S P ERA WHIP																					
Roger Bailey R ERA: 6.54	(1, 1) 6.0 27 10 4 4 2 0 0 0 0 0 0 2 59 92 6.00 1.667																					
Mark Thompson R ERA: 6.09	(7, 1) 0.1 2 1 0 0 0 0 0 0 0 0 0 0 2 4 0.00 3.000																					
Lance Painter L ERA: 6.25	(7, 1) 0.2 3 0 0 0 1 0 1 0 0 0 0 0 4 11 0.00 0.000																					
Curt Leskanic R ERA: 6.92	(8, 1) 1.0 W 3 0 0 0 3 0 0 0 0 0 0 0 9 13 0.00 0.000																					
Bruce Ruffin L ERA: 4.4	(9, 1) 1.0 S 3 0 0 0 2 0 0 0 0 0 0 0 10 14 0.00 0.000																					

AB	36
R	4
H	11
RBI	4
BB	1
SO	8
LOB	12



Batter	1	2	3	4	5	6	7	8	9	AB	R	H	RBI	BB	SO	LOB	TOP					
<b>Eric Young Sr. R</b> OBP: 0.427, SLG: 0.466 (1.4)	G5-3		F8			G1-6-3				4	0	1	0	0	0	1	<b>Colorado Rockies @ San Diego Padres</b> Jack Murphy Stadium, San Diego, CA Sun Jul 21 1996, 10:05 PM EDT Att: 36,686 - Unknown - 74 F					
<b>Walt Weiss S</b> OBP: 0.395, SLG: 0.368 (1.6)	G3		K			G4-3		K		4	0	0	0	0	2	2						
<b>Ellis Burks R</b> OBP: 0.400, SLG: 0.614 (1.7)	K				G5-3			K		4	0	0	0	0	2	1						
<b>Dante Bichette R</b> OBP: 0.374, SLG: 0.539 (1.9)		G1-3 1B			G6-3				F9	4	0	1	0	0	1	0						
<b>Andres Galarraga R</b> OBP: 0.331, SLG: 0.540 (1.3)		G1-3			G5-3			F9		4	0	0	0	0	1	1						
<b>Vinny Castilla R</b> OBP: 0.337, SLG: 0.534 (1.5)		G6-3				K			F8	4	0	1	0	0	1	1						
<b>Jeff Reed L</b> OBP: 0.360, SLG: 0.434 (1.2)		P3				G1-3				2	0	0	0	1	0	1						
<b>Quinton McCracken S</b> OBP: 0.359, SLG: 0.347 (1.8)										3	0	2	0	0	1	2						
<b>Marvin Freeman R</b> OBP: 0.154, SLG: 0.108 <b>Darren Holmes L</b> (7.1)										2	0	0	0	0	1	2						
<b>John Vander Wal L</b> OBP: 0.349, SLG: 0.425 <b>Mike Munoz L</b> (8.1)									G1-3	0	0	0	0	0	0	0						
<b>Inning Stats</b>	R: 0 E: 0 K: 1 S: 9	H: 0 LOB: 0 BB: 0 P: 11	R: 0 E: 0 K: 0 S: 9	H: 1 LOB: 1 BB: 0 P: 17	R: 0 E: 0 K: 2 S: 9	H: 1 LOB: 1 BB: 0 P: 13	R: 0 E: 0 K: 0 S: 3	H: 0 LOB: 0 BB: 0 P: 5	R: 0 E: 0 K: 1 S: 7	H: 1 LOB: 1 BB: 0 P: 11	R: 0 E: 0 K: 0 S: 7	H: 0 LOB: 0 BB: 0 P: 9	R: 0 E: 0 K: 2 S: 13	H: 1 LOB: 2 BB: 1 P: 21	R: 0 E: 0 K: 2 S: 10	H: 1 LOB: 1 BB: 0 P: 16	R: 0 E: 0 K: 1 S: 9	H: 0 LOB: 0 BB: 0 P: 12	1B: 4 2B: 1 3B: 0 HR: 0	SF: 0 SAC: 0 DP: 0 HBP: 0	WP: 0 PB: 0 SB: 2 CS: 0	PA: 33
<b>PITCHER</b>	IP	WLS	BF	H	R	ER	SO	BB	IBB	HBP	BLK	WP	HR	S	P	ERA	WHIP					
<b>Bob Tewksbury R</b> ERA: 3.8	8.0	W	30	5	0	0	8	1	0	0	0	0	0	67	103	0.00	0.750					
<b>Trevor Hoffman R</b> ERA: 2.34	1.0	S	3	0	0	0	1	0	0	0	0	0	0	9	12	0.00	0.000					

AB	32
R	0
H	5
RBI	0
BB	1
SO	9
LOB	11



Batter	1	2	3	4	5	6	7	8	9	AB	R	H	RBI	BB	SO	LOB	BOTTOM					
<b>Rickey Henderson R</b> OBP: 0.401, SLG: 0.338 (1.7)	K				G6-4-3					3	0	0	0	1	1	2	<b>Colorado Rockies @ San Diego Padres</b> Jack Murphy Stadium, San Diego, CA Sun Jul 21 1996, 10:05 PM EDT Att: 36,686 - Unknown - 74 F					
<b>Chris Gomez R</b> OBP: 0.372, SLG: 0.375 (1.6)	K		G6-3			K		F9		4	0	0	0	0	2	3						
<b>Steve Finley L</b> OBP: 0.354, SLG: 0.541 (1.8)	G4-3		G6-3			G1-3				4	0	1	0	0	0	1						
<b>Ken Caminiti S</b> OBP: 0.381, SLG: 0.535 (1.5)		G2-3 1B			F7			G4-6-3 1B		4	1	2	0	0	0	1						
<b>Wally Joyner L</b> OBP: 0.425, SLG: 0.475 (1.3)		G2-3			FC4-6 1B					3	0	1	0	1	1	2						
<b>Marc Newfield R</b> OBP: 0.327, SLG: 0.411 <b>Chris Gwynn L</b> OBP: 0.296, SLG: 0.268 <b>Rob Deer R</b> OBP: 0.333, SLG: 0.696 (8.9)		G5-3			FC4-6					3	1	0	0	0	0	2						
<b>John Flaherty R</b> OBP: 0.322, SLG: 0.476 (1.2)					G6-3					3	0	1	1	0	0	2						
<b>Jody Reed R</b> OBP: 0.324, SLG: 0.295 (1.4)										2	0	1	0	1	1	1						
<b>Bob Tewksbury R</b> OBP: 0.083, SLG: 0.065 <b>Trevor Hoffman R</b> (9.1)										2	0	0	0	0	2	1						
<b>Inning Stats</b>	R: 0 E: 0 K: 2 S: 9	H: 2 LOB: 1 BB: 0 P: 12	R: 1 E: 0 K: 1 S: 10	H: 2 LOB: 1 BB: 0 P: 18	R: 0 E: 0 K: 1 S: 7	H: 0 LOB: 1 BB: 1 P: 13	R: 0 E: 0 K: 0 S: 6	H: 1 LOB: 1 BB: 0 P: 10	R: 0 E: 0 K: 1 S: 6	H: 1 LOB: 0 BB: 0 P: 7	R: 0 E: 0 K: 2 S: 9	H: 1 LOB: 1 BB: 0 P: 13	R: 1 E: 2 K: 0 S: 12	H: 0 LOB: 2 BB: 1 P: 20	R: 0 E: 0 K: 1 S: 10	H: 1 LOB: 1 BB: 1 P: 16		R: 0 E: 0 K: 1 S: 9	H: 1 LOB: 1 BB: 1 P: 16	1B: 5 2B: 1 3B: 0 HR: 0	SF: 0 SAC: 1 DP: 2 HBP: 0	WP: 2 PB: 0 SB: 1 CS: 0
<b>PITCHER</b>	IP	WLS	BF	H	R	ER	SO	BB	IBB	HBP	BLK	WP	HR	S	P	ERA	WHIP					
<b>Marvin Freeman R</b> ERA: 5.17	6.2	L	28	5	2	1	7	2	0	0	0	0	0	57	89	1.35	1.050					
<b>Darren Holmes R</b> ERA: 5.02	0.1		1	0	0	0	0	0	0	0	0	0	0	2	4	0.00	0.000					
<b>Mike Munoz L</b> ERA: 6.91	1.0		4	1	0	0	1	1	0	0	0	0	0	10	16	0.00	2.000					



Batter	1	2	3	4	5	6	7	8	9	AB	R	H	RBI	BB	SO	LOB	TOP					
Rickey Henderson, R OBP: 0.397, SLG: 0.333	G6-3		F8			L8		K		4	0	0	0	0	1	1	<b>San Diego Padres @ Houston Astros</b> Astrodome, Houston, TX Mon Jul 22 1996, 8:05 PM EDT Att: 21,563 - Dome - 68 F					
Chris Gomez, R OBP: 0.370, SLG: 0.373	G6-4-3 1B		K			G6-3		G5-3		4	0	1	0	0	1	1						
Steve Finley, L OBP: 0.355, SLG: 0.541	G6-4-3								G4-3	4	0	2	0	0	0	1						
Ken Caminiti, S OBP: 0.379, SLG: 0.530									G6-3	3	0	0	0	1	0	2						
Wally Joyner, L OBP: 0.421, SLG: 0.469 Rob Deer, R OBP: 0.357, SLG: 0.696																						
Marc Newfield, R OBP: 0.320, SLG: 0.402																						
Brian Johnson, R OBP: 0.305, SLG: 0.465																						
Jody Reed, R OBP: 0.324, SLG: 0.295																						
Joey Hamilton, R OBP: 0.152, SLG: 0.178																						
<b>Inning Stats</b>	R: 0 E: 0 K: 0 S: 6	H: 1 LOB: 0 BB: 0 P: 11	R: 0 E: 0 K: 0 S: 10	H: 0 LOB: 2 BB: 2 P: 23	R: 0 E: 0 K: 1 S: 7	H: 0 LOB: 0 BB: 0 P: 9	R: 0 E: 0 K: 2 S: 9	H: 1 LOB: 1 BB: 0 P: 12	R: 0 E: 0 K: 1 S: 4	H: 0 LOB: 0 BB: 0 P: 6	R: 0 E: 0 K: 1 S: 15	H: 0 LOB: 0 BB: 0 P: 20	R: 0 E: 0 K: 1 S: 8	H: 0 LOB: 0 BB: 0 P: 10	R: 0 E: 0 K: 1 S: 10	H: 1 LOB: 1 BB: 1 P: 11		R: 0 E: 0 K: 1 S: 9	H: 0 LOB: 1 BB: 1 P: 16	1B: 4 2B: 0 3B: 0 HR: 0	SF: 0 SAC: 1 DP: 1 HBP: 0	WP: 0 PB: 1 SB: 0 CS: 0
<b>PITCHER</b>	IP	WLS	BF	H	R	ER	SO	BB	IBB	HBP	BLK	WP	HR	S	P	ERA	WHIP					
Shane Reynolds, R ERA: 3.91	8.0	W	29	4	0	0	5	2	0	0	0	0	0	69	102	0.00	0.750					
Billy Wagner, L ERA: 2.6	1.0	S	4	0	0	0	1	1	0	0	0	0	0	9	16	0.00	1.000					

Batter	1	2	3	4	5	6	7	8	9	AB	R	H	RBI	BB	SO	LOB	BOTTOM				
John Cangelosi, S OBP: 0.413, SLG: 0.390 Billy Wagner, L	SF8 1B									3	1	2	0	1	0	0	<b>San Diego Padres @ Houston Astros</b> Astrodome, Houston, TX Mon Jul 22 1996, 8:05 PM EDT Att: 21,563 - Dome - 68 F				
Craig Biggio, R OBP: 0.396, SLG: 0.438	SF8 BB									3	0	0	0	1	0	2					
5 Jeff Bagwell, R OBP: 0.451, SLG: 0.594	L8									3	0	0	0	1	1	2					
Derek Bell, R OBP: 0.328, SLG: 0.445	S BB									3	0	0	0	1	0	3					
Sean Berry, R OBP: 0.315, SLG: 0.482 Bill Spiers, L OBP: 0.274, SLG: 0.364	SF8									2	0	0	1	0	0	0					
Derrick May, L OBP: 0.332, SLG: 0.415										2	0	0	0	1	0	0					
Orlando Miller, R OBP: 0.300, SLG: 0.424	K									3	0	0	0	0	3	3					
Rick Wilkins, L OBP: 0.333, SLG: 0.337										3	0	1	0	0	0	0					
Shane Reynolds, R OBP: 0.163, SLG: 0.265 James Mouton, R OBP: 0.330, SLG: 0.322	K									3	0	0	0	0	3	1					
<b>Inning Stats</b>	R: 1 E: 0 K: 1 S: 11	H: 1 LOB: 3 BB: 3 P: 26	R: 0 E: 0 K: 1 S: 7	H: 1 LOB: 0 BB: 0 P: 8	R: 0 E: 0 K: 1 S: 10	H: 0 LOB: 0 BB: 0 P: 16	R: 0 E: 0 K: 1 S: 7	H: 0 LOB: 0 BB: 0 P: 11	R: 0 E: 0 K: 1 S: 11	H: 1 LOB: 2 BB: 2 P: 23	R: 0 E: 0 K: 1 S: 6	H: 0 LOB: 0 BB: 0 P: 9	R: 0 E: 0 K: 1 S: 5	H: 0 LOB: 0 BB: 0 P: 8	R: 0 E: 0 K: 0 S: 8	H: 0 LOB: 0 BB: 0 P: 12		1B: 3 2B: 0 3B: 0 HR: 0	SF: 1 SAC: 0 DP: 0 HBP: 0	WP: 0 PB: 0 SB: 3 CS: 0	PA: 31
<b>PITCHER</b>	IP	WLS	BF	H	R	ER	SO	BB	IBB	HBP	BLK	WP	HR	S	P	ERA	WHIP				
Joey Hamilton, R ERA: 4.49	8.0	L	31	3	1	1	7	4	1	0	0	0	0	65	113	1.12	0.875				



Batter	1	2	3	4	5	6	7	8	9	AB	R	H	RBI	BB	SO	LOB	TOP								
<b>Rickey Henderson, R</b> OBP: 0.401, SLG: 0.339	1-3 K FC4-6	1-1 2B		0-2 G5-3		4-2 2B BB		2-0 2B SF9 1B	1-2 WP HBP	4	1	2	1	1	1	1	<b>San Diego Padres @ Houston Astros</b> Astrodome, Houston, TX Tue Jul 23 1996, 8:05 PM EDT Att: 19,620 - Dome - 68 F								
<b>Chris Gomez, R</b> OBP: 0.370, SLG: 0.373	0-1 FC4-6	1-3 3-H K			3-2 G5-3	2-1 P4		0-2 G5-3 1-3 2-H 2B	4-2 BB	5	0	1	1	1	1	4									
<b>Steve Finley, L</b> OBP: 0.353, SLG: 0.537	1-2 F9	3-2 P7			1-2 BB HBP 1B	3-2 P3		1-2 SF9	3-2 P2	5	1	1	1	0	0	7									
<b>Ken Caminiti, S</b> OBP: 0.381, SLG: 0.531	3-2 F9		1-1 F7		2-2 HBP BB BLK 1B	0-0		3-H 4-0 G5-3 IBB	1-0 P3	5	1	2	0	1	0	4									
<b>John Flaherty, R</b> OBP: 0.320, SLG: 0.471		2-2 2B 1B	1-2 G4-3		1-1 P3	0-2 P5		0-1 G5-3		5	1	1	0	0	0	6									
<b>Rob Deer, R</b> OBP: 0.394, SLG: 0.692		0-0 1B 2B	2-2 G5-3		4-1 BLK HBP BB		3-2 P5	4-0		3	1	1	1	2	0	0									
<b>Archi Cianfrocco, R</b> OBP: 0.359, SLG: 0.389	0-0 CI			1-2 F9	1-1		1-3 K	1-3 K		2	1	0	1	0	1	0									
<b>Tim Worrell, R</b> OBP: 0.167, SLG: 0.091	1B				1-2 2-3 3-H HBP					0	0	0	0	0	0	0									
<b>Marc Newfield, R</b> OBP: 0.318, SLG: 0.400	2B									1	0	0	0	0	1	3									
<b>Doug Bochtler, R</b> OBP: 0.318, SLG: 0.400										0	0	0	0	0	0	0									
<b>Trevor Hoffman, R</b> OBP: 0.318, SLG: 0.400										0	0	0	0	0	0	0									
<b>Jody Reed, R</b> OBP: 0.327, SLG: 0.295	3-2 2B 1B		1-1 G4-3		4-0		0-3 K		4-2 WP HBP BB	3	0	1	1	2	1	0									
<b>Scott Sanders, R</b> OBP: 0.250, SLG: 0.364	2-3 K			1-1				2-2 1B 2B	2-2 P4	3	0	1	0	0	2	5									
<b>Wally Joyner, L</b> OBP: 0.421, SLG: 0.469				2B						2	1	1	0	0	0	1									
<b>Inning Stats</b>	R: 0 E: 0 K: 1 S: 13	H: 0 LOB: 1 BB: 0 P: 18	R: 3 E: 1 K: 2 S: 20	H: 4 LOB: 2 BB: 0 P: 34	R: 0 E: 0 K: 0 S: 9	H: 0 LOB: 0 BB: 0 P: 13	R: 0 E: 0 K: 0 S: 10	H: 1 LOB: 1 BB: 0 P: 13	R: 2 E: 0 K: 1 S: 16	H: 2 LOB: 3 BB: 2 P: 32	R: 0 E: 0 K: 0 S: 12	H: 0 LOB: 0 BB: 1 P: 15	R: 2 E: 0 K: 1 S: 15	H: 3 LOB: 3 BB: 2 P: 29	R: 0 E: 0 K: 0 S: 15	H: 0 LOB: 3 BB: 2 P: 30	1B: 6 2B: 5 3B: 0 HR: 0	SF: 1 SAC: 0 DP: 0 HBP: 2	WP: 1 PB: 1 SB: 0 CS: 0	PA: 49					
<b>PITCHER</b>	IP	WLS	BF	H	R	ER	SO	BB	IBB	HBP	BLK	WP	HR	S	P	ERA	WHIP								
<b>Mike Hampton, L</b> ERA: 3.66	4.2	L	25	7	5	4	3	1	0	1	0	0	0	65	103	7.71	1.714								
<b>John Hudek, R</b> ERA: 12.0	1.1		7	1	0	0	1	1	1	0	1	0	0	15	27	0.00	1.500								
<b>Terry Clark, R</b> ERA: 8.35	1.0		6	3	2	2	2	0	0	0	0	0	0	18	26	18.00	3.000								
<b>Alvin Morman, L</b> ERA: 5.16	1.0		5	0	0	0	1	1	1	0	0	0	0	8	18	0.00	1.000								
<b>Dean Hargraves, L</b> ERA: 5.21	1.0		6	0	0	0	0	2	0	1	0	1	0	15	30	0.00	2.000								

AB	38
R	7
H	11
RBI	6
BB	7
SO	7
LOB	31



Batter	1	2	3	4	5	6	7	8	9	AB	R	H	RBI	BB	SO	LOB	BOTTOM								
<b>John Cangelosi, S</b> OBP: 0.413, SLG: 0.396	0-1 SH SF7 2B		0-1 1B		3-2 F8		2-1 G4-3		1-0 L4	5	2	2	1	0	0	0	<b>San Diego Padres @ Houston Astros</b> Astrodome, Houston, TX Tue Jul 23 1996, 8:05 PM EDT Att: 19,620 - Dome - 68 F								
<b>Craig Biggio, R</b> OBP: 0.396, SLG: 0.438	1-0 SH WP		1-2 SF8		0-3 K		1-2 5 BB 1B			2	0	1	1	0	1	0									
<b>5 Jeff Bagwell, R</b> OBP: 0.452, SLG: 0.593	2-0 SF7		1-1 1B		3-0 F8		4-0			2	0	1	1	1	0	0									
<b>Derek Bell, R</b> OBP: 0.325, SLG: 0.441	0-2 F9		1-3 K		1-3 K		2-3 K			4	0	0	0	0	3	5									
<b>Sean Berry, R</b> OBP: 0.314, SLG: 0.479	3-3 K		2-1		2-2 F8		1-3 K			4	0	1	1	0	2	1									
<b>Derrick May, L</b> OBP: 0.330, SLG: 0.411		1-0 F8	1-1 G3		0-0 1B		2-2 F9			4	0	1	0	0	0	2									
<b>Orlando Miller, R</b> OBP: 0.297, SLG: 0.420		0-1 L7		0-1 G3-4-1		2-3 K		1-2 P5		3	0	0	0	0	1	1									
<b>Terry Clark, R</b> ERA: 2.67										0	0	0	0	0	0	0									
<b>Alvin Morman, L</b> OBP: 0.272, SLG: 0.361										0	0	0	0	0	0	0									
<b>Bill Spiers, L</b> OBP: 0.272, SLG: 0.361										0	0	0	0	0	0	0									
<b>Dean Hargraves, R</b> OBP: 0.329, SLG: 0.332		2-2 G3-1		2-3 K2-3			1-0 L9		1-0 P5	4	0	0	0	0	1	0									
<b>Mike Hampton, R</b> OBP: 0.375, SLG: 0.286			1-1		2-3		2-3		2-2	2	1	1	0	0	1	0									
<b>John Hudek, S</b> ERA: 2.67										0	0	0	0	0	0	0									
<b>Ricky Gutierrez, R</b> OBP: 0.360, SLG: 0.340			1B SF8				WP S G4-3			2	1	0	0	0	2	0									
<b>Inning Stats</b>	R: 1 E: 1 K: 1 S: 11	H: 1 LOB: 1 BB: 0 P: 17	R: 0 E: 0 K: 0 S: 6	H: 0 LOB: 0 BB: 0 P: 9	R: 2 E: 0 K: 1 S: 17	H: 4 LOB: 2 BB: 0 P: 24	R: 0 E: 0 K: 2 S: 8	H: 0 LOB: 0 BB: 0 P: 12	R: 0 E: 0 K: 1 S: 9	H: 0 LOB: 0 BB: 0 P: 15	R: 0 E: 0 K: 2 S: 13	H: 1 LOB: 1 BB: 0 P: 18	R: 1 E: 0 K: 2 S: 12	H: 1 LOB: 2 BB: 1 P: 24	R: 0 E: 0 K: 1 S: 9	H: 0 LOB: 0 BB: 0 P: 13	R: 0 E: 0 K: 1 S: 5	H: 0 LOB: 0 BB: 0 P: 9	1B: 6 2B: 1 3B: 0 HR: 0	SF: 2 SAC: 1 DP: 0 HBP: 0	WP: 3 PB: 0 SB: 1 CS: 0	PA: 37			
<b>PITCHER</b>	IP	WLS	BF	H	R	ER	SO	BB	IBB	HBP	BLK	WP	HR	S	P	ERA	WHIP								
<b>Scott Sanders, R</b> ERA: 4.13	6.2	W	29	7	4	4	8	0	0	0	0	0	0	73	110	5.40	1.050								
<b>Tim Worrell, R</b> ERA: 2.67	0.1		2	0	0	0	1	1	0	0	0	0	0	3	9	0.00	3.000								
<b>Doug Bochtler, R</b> ERA: 3.67	1.0		3	0	0	0	1	0	0	0	0	0	0	9	13	0.00	0.000								
<b>Trevor Hoffman, R</b> ERA: 2.29	1.0	S	3	0	0	0	1	0	0	0	0	0	0	5	9	0.00	0.000								

AB	33
R	4
H	7
RBI	4
BB	1
SO	11
LOB	9



Batter	1	2	3	4	5	6	7	8	9	10	AB	R	H	RBI	BB	SO	LOB	TOP						
Rickey Henderson, R OBP: 0.402, SLG: 0.341	L8		1B		L8	BB		F9			4	1	1	0	2	0	1	<b>San Diego Padres @ Houston Astros</b> Astrodome, Houston, TX Wed Jul 24 1996, 8:05 PM EDT Att. 19,168 - Dome						
Chris Gomez, R OBP: 0.365, SLG: 0.368	K		P4		FC4-6	F9		G1-3		G5-3	6	0	1	0	0	1	6							
Steve Finley, L OBP: 0.355, SLG: 0.536	BB		G1-6-3		FC4-6	FC6		F9			4	1	2	1	1	0	2							
Ken Caminiti, S OBP: 0.379, SLG: 0.524	BB		G1-6-3		FC6	FC6		E6		K	4	1	0	0	1	1	3							
Wally Joyner, L OBP: 0.424, SLG: 0.472	G4-3										3	0	1	2	2	0	2							
Rob Deer, R OBP: 0.395, SLG: 0.621		K									3	1	0	0	2	3	2							
John Flaherty, R OBP: 0.321, SLG: 0.469											5	0	2	0	0	1	4							
Jody Reed, R OBP: 0.326, SLG: 0.293											3	0	0	1	1	1	3							
Fernando Valenzuela, L ERA: 3.06											2	0	0	0	0	1	4							
Inning Stats	R: 0 E: 0 K: 1 S: 12	H: 0 LOB: 2 BB: 2 P: 23	R: 0 E: 0 K: 2 S: 9	H: 1 LOB: 1 BB: 1 P: 16	R: 1 E: 0 K: 0 S: 12	H: 2 LOB: 0 BB: 0 P: 17	R: 0 E: 0 K: 1 S: 9	H: 0 LOB: 2 BB: 2 P: 22	R: 0 E: 0 K: 2 S: 7	H: 1 LOB: 1 BB: 0 P: 14	R: 1 E: 0 K: 0 S: 7	H: 2 LOB: 3 BB: 2 P: 18	R: 2 E: 1 K: 1 S: 16	H: 2 LOB: 1 BB: 0 P: 18	R: 0 E: 0 K: 0 S: 9	H: 1 LOB: 1 BB: 0 P: 13	R: 0 E: 0 K: 2 S: 16		H: 0 LOB: 1 BB: 1 P: 25	R: 0 E: 0 K: 1 S: 8	H: 0 LOB: 1 BB: 1 P: 15	1B: 7 2B: 2 3B: 0 HR: 0	SF: 1 SAC: 0 DP: 1 HBP: 0	WP: 1 PB: 0 SB: 1 CS: 0
PITCHER	IP	WLS	BF	H	R	ER	SO	BB	IBB	HBP	BLK	WP	HR	S	P	ERA	WHIP							
Darryl Kile, R ERA: 3.78	5.2		28	6	2	4	7	0	0	0	0	1	0	55	108	3.18	2.294							
Danny Darwin, R ERA: 3.04	2.0		10	3	2	1	1	0	0	0	0	0	0	24	30	4.50	1.500							
Alvin Morman, L ERA: 5.1	0.1		1	0	0	0	0	0	0	0	0	0	0	2	3	0.00	0.000							
Billy Wagner, L ERA: 2.51	1.0		4	0	0	0	2	1	0	0	0	0	0	16	25	0.00	1.000							
Xavier Hernandez, R ERA: 2.2	1.0	W	4	0	0	0	1	1	0	0	0	0	0	8	15	0.00	1.000							

AB	37
R	4
H	9
RBI	4
BB	9
SO	8
LOB	27



Batter	1	2	3	4	5	6	7	8	9	10	AB	R	H	RBI	BB	SO	LOB	BOTTOM				
James Mouton, R OBP: 0.337, SLG: 0.346	HR		1B		K				F9		5	1	3	2	0	1	3	<b>San Diego Padres @ Houston Astros</b> Astrodome, Houston, TX Wed Jul 24 1996, 8:05 PM EDT Att. 19,168 - Dome				
Craig Biggio, R OBP: 0.398, SLG: 0.438	G1-3		1B						5 2B	BB	3	0	1	0	1	0	0					
5 Jeff Bagwell, R OBP: 0.449, SLG: 0.591	F8		P2		K				1-3 2H	2B	5	0	1	1	0	1	3					
Derek Bell, R OBP: 0.328, SLG: 0.442	2B		G6-3								3	0	1	0	2	0	3					
Sean Berry, R OBP: 0.296, SLG: 0.474	L8		G6-3		K						3	0	0	0	0	1	2					
Mike Simms, R OBP: 0.237, SLG: 0.278		K									1	1	0	0	1	1	0					
John Cangelosi, S OBP: 0.407, SLG: 0.390											3	0	0	0	0	2	0					
Ricky Gutierrez, R OBP: 0.355, SLG: 0.335											5	1	1	0	0	2	1					
Randy Knorr, R OBP: 0.203, SLG: 0.215											3	0	1	1	0	1	0					
Orlando Miller, R OBP: 0.296, SLG: 0.418											1	0	0	0	0	1	0					
Darryl Kile, R OBP: 0.200, SLG: 0.255											1	1	1	0	1	0	0					
Bill Spillers, L OBP: 0.276, SLG: 0.358											1	1	0	0	1	0	0					
Inning Stats	R: 1 E: 0 K: 0 S: 15	H: 2 LOB: 1 BB: 0 P: 27	R: 0 E: 0 K: 1 S: 7	H: 0 LOB: 0 BB: 0 P: 11	R: 1 E: 0 K: 0 S: 10	H: 3 LOB: 1 BB: 0 P: 14	R: 0 E: 0 K: 2 S: 18	H: 1 LOB: 2 BB: 2 P: 31	R: 0 E: 0 K: 2 S: 9	H: 0 LOB: 1 BB: 1 P: 15	R: 0 E: 0 K: 0 S: 8	H: 0 LOB: 0 BB: 0 P: 12	R: 0 E: 0 K: 0 S: 8	H: 1 LOB: 2 BB: 0 P: 12	R: 0 E: 0 K: 1 S: 7	H: 0 LOB: 3 BB: 3 P: 27	R: 2 E: 0 K: 1 S: 9	H: 2 LOB: 0 BB: 0 P: 13	1B: 5 2B: 3 3B: 0 HR: 2	SF: 0 SAC: 0 DP: 0 HBP: 1	WP: 0 PB: 0 SB: 2 CS: 0	PA: 44
PITCHER	IP	WLS	BF	H	R	ER	SO	BB	IBB	HBP	BLK	WP	HR	S	P	ERA	WHIP					
Fernando Valenzuela, L ERA: 4.13	3.2		18	6	3	3	2	0	0	0	0	0	1	47	79	7.36	2.182					
Sean Bergman, R ERA: 4.76	1.1		5	0	0	0	1	0	0	0	0	0	0	12	19	0.00	0.750					
Willie Blair, R ERA: 4.97	1.1		6	1	0	0	2	0	0	1	0	0	0	11	19	0.00	0.750					
Tim Worrell, R ERA: 2.59	0.2		2	0	0	0	0	0	0	0	0	0	0	5	5	0.00	0.000					
Doug Bochtler, R ERA: 3.29	1.0		3	0	0	0	1	0	0	0	0	0	0	7	14	0.00	0.000					
PITCHER	IP	WLS	BF	H	R	ER	SO	BB	IBB	HBP	BLK	WP	HR	S	P	ERA	WHIP					
Trevor Hoffman, R ERA: 2.42	0.1		1	0	0	0	1	0	0	0	0	0	0	1	1	0.00	0.000					
Ron Villone, L ERA: 2.93	10.1	L	3	2	2	2	1	0	0	0	0	0	1	9	13	54.00	6.000					


AB	37
R	6
H	10
RBI	6
BB	6
SO	11
LOB	15





Batter	1	2	3	4	5	6	7	8	9	10	11	AB R H RBI BB SO LOB	TOP												
Rickey Henderson, R OBP: 0.406, SLG: 0.340	(1, 1) K		(3, 2) F8		(4, 1) FC6-4 BB			(3, 2) S HBP 1B	(4, 0) BB IBB		(1, 2) SH3-4 2B BB	3 1 1 0 3 1 1	<b>San Diego Padres @ Florida Marlins</b> Joe Robbie Stadium, Miami, FL Fri Jul 26 1996, 7:05 PM EDT Att. 19,677 - Unknown - 85 F												
Chris Gomez, R OBP: 0.366, SLG: 0.364	(1, 6) K		(1, 2) F9		(0, 2) FC6-4 1-2			(1, 0) BB HBP	(4, 0) BB		(0, 0) SH3-4	3 0 0 0 1 1 3													
Steve Finley, L OBP: 0.353, SLG: 0.530	(1, 8) G6-3							(1, 3) K	(2, 3) K		(4, 0) 2B IBB	5 1 0 0 1 2 6													
Ken Caminiti, S OBP: 0.378, SLG: 0.522		(1, 3) K						(4, 2) BB			(3, 2) G4-3 2B	5 0 1 3 1 3 0													
Wally Joyner, L OBP: 0.426, SLG: 0.473		(3, 2) 1B						(2, 3) K			(1, 2) G4-3 2B	6 0 3 0 0 1 4													
Rob Deer, R OBP: 0.386, SLG: 0.545		(2, 3) K						(3, 3) K			(4, 2) G6-3	4 0 0 0 2 3 5													
John Flaherty, R OBP: 0.325, SLG: 0.472								(1, 0) 2B			(1, 0) P3	5 0 2 0 1 0 5													
Jody Reed, R OBP: 0.325, SLG: 0.290								(0, 1) G5-3				3 0 0 0 1 0 3													
Trevor Hoffman, R ERA: 4.91								(2, 0) G3-1			(0, 2) SH3-4 2B	1 0 0 0 0 0 1 0													
Andy Ashby, R OBP: 0.330, SLG: 0.378												1 0 0 0 0 0 0 1													
Scott Livingston, R OBP: 0.269, SLG: 0.332												1 0 0 0 0 0 0 0													
Tim Worrell, R OBP: 0.211, SLG: 0.333												1 0 0 0 0 0 0 0													
Marc Newfield, R OBP: 0.300, SLG: 0.401												1 0 0 0 0 0 0 0													
Doug Bachtler, R OBP: 0.348												1 1 1 0 0 0 0 0													
Luis Lopez, S OBP: 0.226, SLG: 0.344												1 1 1 0 0 0 0 0													
<b>Inning Stats</b>	R: 0 E: 0 K: 2 S: 8	H: 0 LOB: 0 BB: 0 P: 10	R: 0 E: 0 K: 2 S: 11	H: 1 LOB: 1 BB: 0 P: 20	R: 0 E: 0 K: 0 S: 9	H: 0 LOB: 1 BB: 1 P: 17	R: 0 E: 0 K: 1 S: 13	H: 1 LOB: 2 BB: 1 P: 20	R: 0 E: 0 K: 1 S: 10	H: 1 LOB: 0 BB: 0 P: 16	R: 0 E: 0 K: 3 S: 16	H: 1 LOB: 3 BB: 2 P: 28	R: 0 E: 0 K: 1 S: 10	H: 1 LOB: 3 BB: 2 P: 22	R: 0 E: 0 K: 1 S: 12	H: 1 LOB: 2 BB: 1 P: 20	R: 3 E: 0 K: 0 S: 14	H: 2 LOB: 2 BB: 3 P: 31	1B: 6 2B: 2 3B: 0 HR: 0	SF: 0 SAC: 3 DP: 0 HBP: 1	WP: 1 PB: 0 SB: 2 CS: 1	PA: 52			
<b>PITCHER</b>	Pat Rapp, R ERA: 4.16	David Weathers, R ERA: 4.5	Yorkis Perez, L ERA: 4.14	Terry Mathews, R ERA: 4.22	Robb Nen, R ERA: 2.21	<b>PITCHER</b>	Donn Pall, R ERA: 4.91																		

Batter	1	2	3	4	5	6	7	8	9	10	11	AB R H RBI BB SO LOB	BOTTOM											
Quilvio Veras, S OBP: 0.370, SLG: 0.330	(1, 4) G3-4-3		(0, 1) G4-3			(1, 1) F8			(0, 3) K		(4, 2) F8 1B BB	4 0 0 0 1 1 0	<b>San Diego Padres @ Florida Marlins</b> Joe Robbie Stadium, Miami, FL Fri Jul 26 1996, 7:05 PM EDT Att. 19,677 - Unknown - 85 F											
Edgar Renteria, R OBP: 0.322, SLG: 0.401	(1, 6) HBP 1B		(2, 0) G5-3			(0, 1) G6-3			(4, 2) BB BB		(1, 1) 1B	4 0 2 0 1 0 0												
Gary Sheffield, R OBP: 0.445, SLG: 0.610	(1, 9) FC4-6 HBP		(3, 2) G6-3			(2, 1) P2			(4, 2) FC6 BB		(0, 2) F9	3 0 0 0 1 0 2												
Jeff Conine, R OBP: 0.367, SLG: 0.493	(1, 3) F7					(2, 3) K			(0, 3) K		(1, 2) F8	5 0 0 0 0 2 6												
Devon White, S OBP: 0.315, SLG: 0.430	(1, 8) FC4-6 1-2					(2, 0) G4-3			(2, 1) K		(3, 2) G4-3	5 0 0 0 0 1 6												
Terry Pendleton, S OBP: 0.304, SLG: 0.356												3 0 0 0 0 0 1 0												
Terry Mathews, L												0 0 0 0 0 0 0 0												
Robb Nen, R												0 0 0 0 0 0 0 0												
Joe Orsulak, L OBP: 0.281, SLG: 0.282												1 0 0 0 0 0 0 0												
Donn Pall, R												0 0 0 0 0 0 0 0												
Billy McMillon, L OBP: 0.500, SLG: 0.333												3 0 1 0 1 0 0 0												
Jesus Tavarez, S OBP: 0.227, SLG: 0.211												0 0 0 0 0 0 0 0												
Charles Johnson, R OBP: 0.283, SLG: 0.364												4 0 1 0 0 0 2												
Pat Rapp, R OBP: 0.100, SLG: 0.100												2 0 0 0 0 2 1												
David Weathers, R OBP: 0.211, SLG: 0.333												0 0 0 0 0 0 0 0												
Yorkis Perez, L												0 0 0 0 0 0 0 0												
Alex Arias, R OBP: 0.333, SLG: 0.409												2 0 0 0 0 0 1												
<b>Inning Stats</b>	R: 0 E: 0 K: 0 S: 9	H: 1 LOB: 2 BB: 0 P: 17	R: 0 E: 0 K: 2 S: 11	H: 1 LOB: 1 BB: 0 P: 13	R: 0 E: 0 K: 0 S: 7	H: 0 LOB: 0 BB: 0 P: 12	R: 0 E: 0 K: 1 S: 5	H: 0 LOB: 0 BB: 0 P: 9	R: 0 E: 0 K: 1 S: 7	H: 0 LOB: 0 BB: 1 P: 13	R: 0 E: 0 K: 0 S: 6	H: 0 LOB: 0 BB: 0 P: 9	R: 0 E: 0 K: 0 S: 8	H: 0 LOB: 0 BB: 0 P: 11	R: 0 E: 0 K: 2 S: 13	H: 0 LOB: 2 BB: 2 P: 23	R: 0 E: 0 K: 0 S: 11	H: 1 LOB: 1 BB: 0 P: 18	R: 0 E: 0 K: 0 S: 18	H: 1 LOB: 2 BB: 1 P: 27	1B: 4 2B: 0 3B: 0 HR: 0	SF: 0 SAC: 0 DP: 1 HBP: 1	WP: 0 PB: 0 SB: 0 CS: 0	PA: 41
<b>PITCHER</b>	Andy Ashby, R ERA: 2.81	Tim Worrell, R ERA: 2.53	Doug Bachtler, R ERA: 3.48	Trevor Hoffman, R ERA: 2.35		<b>PITCHER</b>																		






Batter	1	2	3	4	5	6	7	8	9	AB	R	H	RBI	BB	SO	LOB	TOP						
Rickey Henderson, R OBP: 0.407, SLG: 0.336 Luis Lopez, S OBP: 0.229, SLG: 0.246	0-3 K		2-3 K		4-0 BB		4-0 BB		1-0 G6-3	2	0	0	0	2	2	0							
Chris Gomez, R OBP: 0.384, SLG: 0.363 Bryce Florie, R	2-0 L9			4-2 BB	1-3 K		2-1 L9			3	1	0	0	1	1	3							
Steve Finley, L OBP: 0.358, SLG: 0.538	1-3 K			0-0 BB	3-0 F9			4-0 BB		3	1	1	1	1	1	0							
Ken Caminiti, S OBP: 0.384, SLG: 0.525		1-1 HBP		2-2 BB		3-2 G4-3		2-3 K		3	0	1	1	0	1	1							
Wally Joyner, L OBP: 0.425, SLG: 0.472		1-3 K		3-2 F7		2-1 P5		3-1 F8		4	0	0	0	0	1	3							
John Flaherty, R OBP: 0.324, SLG: 0.474		1-0 F8		4-0 BB		0-1 P3		3-1 G6-3		3	0	0	0	1	0	2							
Rob Deer, R OBP: 0.412, SLG: 0.595		3-3 K		2-1 P6		4-2 BB		4-0 BB		2	0	0	0	2	1	3							
Jody Reed, R OBP: 0.328, SLG: 0.293 Scott Livingstone, L OBP: 0.313, SLG: 0.364			0-0 F7	4-1 BB		3-1 P6		2-2 FC6-4		2	0	0	0	1	0	1							
Joey Hamilton, R OBP: 0.146, SLG: 0.170 Ron Villone, L		1-2 L9		1-3 K		2-2 F9		0-3 K		2	0	0	0	0	1	3							
Brian Johnson, R OBP: 0.304, SLG: 0.462 Marc Newfield, R OBP: 0.317, SLG: 0.396										0	0	0	0	0	0	1							
<b>Inning Stats</b>	R: 0 E: 0 K: 2 S: 9	H: 0 LOB: 0 BB: 0 P: 12	R: 0 E: 0 K: 2 S: 10	H: 0 LOB: 1 BB: 0 P: 16	R: 0 E: 0 K: 1 S: 7	H: 0 LOB: 0 BB: 0 P: 10	R: 2 E: 0 K: 1 S: 15	H: 2 LOB: 3 BB: 3 P: 35	R: 0 E: 0 K: 1 S: 4	H: 0 LOB: 0 BB: 1 P: 12	R: 0 E: 0 K: 0 S: 7	H: 0 LOB: 0 BB: 0 P: 12	R: 0 E: 0 K: 0 S: 13	H: 0 LOB: 2 BB: 2 P: 28	R: 0 E: 0 K: 1 S: 7	H: 0 LOB: 1 BB: 1 P: 19	R: 0 E: 0 K: 1 S: 7	H: 0 LOB: 1 BB: 1 P: 14	1B: 1 2B: 1 3B: 0 HR: 0	SF: 0 SAC: 0 DP: 0 HBP: 1	WP: 0 PB: 0 SB: 1 CS: 1	PA: 37	
<b>PITCHER</b>	IP	WLS	BF	H	R	ER	SO	BB	IBB	HBP	BLK	WP	HR	S	P	ERA	WHIP						
Al Leiter, L ERA: 2.69	6.2	W	28	2	2	2	7	6	0	1	0	0	0	63	121	2.70	1.200						
Jay Powell, R ERA: 4.28	1.1		5	0	0	0	1	1	0	0	0	0	0	9	23	0.00	0.750						
Robb Nen, R ERA: 2.17	1.0		4	0	0	0	1	1	0	0	0	0	0	7	14	0.00	1.000						

San Diego Padres @ Florida Marlins  
Joe Robbie Stadium, Miami, FL  
Sun Jul 28 1996, 3:33 AM EDT  
Att: 22,683 - Sunny - 90 F


AB 28  
R 2  
H 2  
RBI 2  
BB 8  
SO 9  
LOB 20



Batter	1	2	3	4	5	6	7	8	9	AB	R	H	RBI	BB	SO	LOB	BOTTOM						
Kurt Abbott, R OBP: 0.306, SLG: 0.464	1-0 BB			1-3 K			1-1 HBP			4	1	1	0	0	3	4							
Edgar Renteria, R OBP: 0.333, SLG: 0.408	0-0 BB		3-3 K	1-2 G6-4-3		1-2 HR	0-0 F8			5	2	2	1	0	1	2							
Gary Sheffield, R OBP: 0.455, SLG: 0.623 Jesus Tavarez, S OBP: 0.237, SLG: 0.222	2-1 BB		0-1 F7		2-1 HR	4-1 HR		2-2 FC3-6		4	3	3	2	1	0	0							
Jeff Conine, R OBP: 0.367, SLG: 0.497	2-3 K		2-2 BB		0-1 F9	2-2 HR		0-0 F8		5	1	2	3	0	1	2							
Joe Orsulak, L OBP: 0.286, SLG: 0.287	1-3 K		2-2 BB		1-1 BB	0-2 F9		2-1 FC3-6		5	1	2	0	0	1	2							
Alex Arias, R OBP: 0.350, SLG: 0.420	2-2 BB		4-1 BB		0-1 BB	1-1 L7		0-1 BB		4	0	3	1	1	0	0							
Billy McMillon, L OBP: 0.405, SLG: 0.490 Devon White, S OBP: 0.320, SLG: 0.434	3-2 BB		0-3 K		1-3 K	2-3 K2-3		0-0 G4-3		4	0	1	0	0	3	5							
Rob Natal, R OBP: 0.288, SLG: 0.244	0-1 P4		2-3 K		0-2 BB		0-0 G5-3			4	0	1	1	0	1	5							
Al Leiter, L OBP: 0.120, SLG: 0.064 Jay Powell, R Robb Nen, R		2-3 K		4-2 BB		4-0 BB		0-3 K		1	0	0	0	2	1	0							
<b>Inning Stats</b>	R: 3 E: 0 K: 2 S: 19	H: 5 LOB: 2 BB: 0 P: 30	R: 0 E: 0 K: 3 S: 9	H: 0 LOB: 0 BB: 0 P: 15	R: 0 E: 0 K: 2 S: 17	H: 2 LOB: 3 BB: 1 P: 27	R: 0 E: 0 K: 1 S: 9	H: 0 LOB: 0 BB: 1 P: 15	R: 2 E: 0 K: 2 S: 17	H: 4 LOB: 3 BB: 1 P: 25	R: 3 E: 0 K: 1 S: 20	H: 2 LOB: 0 BB: 1 P: 30	R: 0 E: 0 K: 1 S: 6	H: 0 LOB: 1 BB: 0 P: 7	R: 0 E: 0 K: 0 S: 10	H: 2 LOB: 2 BB: 0 P: 14	1B: 11 2B: 1 3B: 1 HR: 2	SF: 0 SAC: 0 DP: 1 HBP: 1	WP: 0 PB: 0 SB: 3 CS: 0	PA: 43			
<b>PITCHER</b>	IP	WLS	BF	H	R	ER	SO	BB	IBB	HBP	BLK	WP	HR	S	P	ERA	WHIP						
Joey Hamilton, R ERA: 4.78	5.0	L	30	12	7	7	10	4	0	0	0	0	1	75	121	12.60	3.200						
Ron Villone, L ERA: 2.95	1.0		4	1	1	1	1	0	0	0	0	0	0	16	21	9.00	1.000						
Bryce Florie, R ERA: 4.01	2.0		9	2	0	0	1	0	0	1	0	0	0	16	21	0.00	1.000						

San Diego Padres @ Florida Marlins  
Joe Robbie Stadium, Miami, FL  
Sun Jul 28 1996, 3:33 AM EDT  
Att: 22,683 - Sunny - 90 F

AB 38  
R 8  
H 15  
RBI 8  
BB 4  
SO 12  
LOB 22



Batter	1	2	3	4	5	6	7	8	9	AB	R	H	RBI	BB	SO	LOB	TOP					
<b>Chris Gomez, R</b> OBP: 0.365, SLG: 0.360 (1, 6)										2	1	0	0	0	1	0	<b>San Diego Padres @ Florida Marlins</b> Joe Robbie Stadium, Miami, FL Mon Jul 29 1996, 3:33 AM EDT Att: 18,281 - Cloudy - 90 F					
<b>Wally Joyner, L</b> OBP: 0.423, SLG: 0.470 (1, 3)										3	1	1	1	0	1	0						
<b>Steve Finley, L</b> OBP: 0.357, SLG: 0.535 (1, 8)										4	1	1	1	0	1	1						
<b>Ken Caminiti, S</b> OBP: 0.385, SLG: 0.527 (1, 5)										4	1	2	1	0	0	0						
<b>Marc Newfield, R</b> OBP: 0.311, SLG: 0.387 (1, 7)										4	0	0	0	0	0	3						
<b>Brian Johnson, R</b> OBP: 0.308, SLG: 0.466 (1, 2)										3	0	1	1	0	1	0						
<b>Rob Deer, R</b> OBP: 0.382, SLG: 0.537 (1, 9)										4	0	0	1	0	3	3						
<b>Luis Lopez, S</b> OBP: 0.236, SLG: 0.254 (1, 4)										4	1	2	0	0	1	2						
<b>Scott Sanders, R</b> OBP: 0.214, SLG: 0.308 (1, 1)										2	0	0	0	0	0	0						
<b>Tim Worrell, R</b> OBP: 0.357, SLG: 0.091 (7, 1)										0	0	0	0	0	0	0						
<b>Archi Cianfrocco, R</b> OBP: 0.301, SLG: 0.384 (9, PH)										1	0	0	0	0	0	1						
<b>Trevor Hoffman, R</b> (9, 1)										0	0	0	0	0	0	0						
<b>Inning Stats</b>	R: 3 H: 3 E: 0 K: 0 S: 14	H: 3 LOB: 2 BB: 0 P: 25	R: 0 H: 0 E: 0 K: 2 S: 9	H: 0 LOB: 0 BB: 0 P: 12	R: 1 H: 2 E: 0 K: 1 S: 11	H: 2 LOB: 1 BB: 0 P: 16	R: 0 H: 0 E: 0 K: 1 S: 8	H: 0 LOB: 0 BB: 0 P: 12	R: 0 H: 0 E: 0 K: 1 S: 3	H: 0 LOB: 0 BB: 0 P: 6	R: 0 H: 0 E: 0 K: 1 S: 8	H: 0 LOB: 0 BB: 0 P: 12	R: 1 H: 1 E: 0 K: 1 S: 8	H: 1 LOB: 1 BB: 0 P: 12	R: 0 H: 0 E: 0 K: 1 S: 7	H: 0 LOB: 0 BB: 0 P: 12	R: 0 H: 1 E: 0 K: 1 S: 12	H: 1 LOB: 0 BB: 0 P: 17	1B: 5 2B: 2 3B: 0 HR: 0	SF: 1 SAC: 1 DP: 1 HBP: 3	WP: 1 PB: 0 SB: 0 CS: 0	PA: 36
<b>PITCHER</b>	IP	WLS	BF	H	R	ER	SO	BB	IBB	HBP	BLK	WP	HR	S	P	ERA	WHIP					
<b>Kevin Brown, R</b> ERA: 1.98 (1, 1)	7.0	L	30	6	5	5	6	0	0	3	0	1	0	61	95	6.43	0.857					
<b>Terry Mathews, R</b> ERA: 4.84 (8, 1)	2.0		6	1	0	0	2	0	0	0	0	0	0	19	29	0.00	0.500					

AB	31
R	5
H	7
RBI	5
BB	0
SO	8
LOB	10





Batter	1	2	3	4	5	6	7	8	9	AB	R	H	RBI	BB	SO	LOB	BOTTOM					
<b>Quilvio Veras, S</b> OBP: 0.371, SLG: 0.328 (1, 4)										3	1	0	0	1	2	1	<b>San Diego Padres @ Florida Marlins</b> Joe Robbie Stadium, Miami, FL Mon Jul 29 1996, 3:33 AM EDT Att: 18,281 - Cloudy - 90 F					
<b>Edgar Renteria, R</b> OBP: 0.336, SLG: 0.412 (1, 6)										3	1	1	1	1	0	1						
<b>Gary Sheffield, R</b> OBP: 0.451, SLG: 0.621 (1, 9)										1	0	0	0	0	1	1						
<b>Billy McMillon, L</b> OBP: 0.500, SLG: 0.364 (2, 7)										1	1	0	0	2	0	1						
<b>Jeff Conine, R</b> OBP: 0.368, SLG: 0.497 (1, 3)										4	0	2	0	0	1	1						
<b>Devon White, S</b> OBP: 0.319, SLG: 0.432 (1, 8)										4	0	1	1	0	1	2						
<b>Terry Pendleton, S</b> OBP: 0.302, SLG: 0.354 (1, 5)										3	0	0	1	0	2	2						
<b>Joe Orsulak, L</b> OBP: 0.277, SLG: 0.277 (2, 9)										4	0	0	0	0	2	1						
<b>Rob Natal, R</b> OBP: 0.268, SLG: 0.224 (1, 2)										4	0	0	0	0	3	0						
<b>Kevin Brown, R</b> OBP: 0.188, SLG: 0.136 (1, 1)										2	0	1	0	0	0	0						
<b>Kurt Abbott, R</b> OBP: 0.304, SLG: 0.462 (7, PH)										1	0	0	0	0	1	0						
<b>Terry Mathews, L</b> (8, 1)										0	0	0	0	0	0	0						
<b>Alex Arias, R</b> OBP: 0.348, SLG: 0.417 (9, PH)										1	0	0	0	0	1	0						
<b>Inning Stats</b>	R: 1 H: 2 E: 0 K: 2 S: 18	H: 2 LOB: 2 BB: 1 P: 27	R: 0 H: 0 E: 0 K: 2 S: 9	H: 0 LOB: 0 BB: 0 P: 12	R: 0 H: 0 E: 0 K: 2 S: 9	H: 0 LOB: 1 BB: 1 P: 15	R: 0 H: 0 E: 0 K: 1 S: 7	H: 0 LOB: 0 BB: 0 P: 10	R: 0 H: 1 E: 0 K: 1 S: 9	H: 1 LOB: 1 BB: 0 P: 14	R: 1 H: 1 E: 0 K: 2 S: 11	H: 1 LOB: 1 BB: 1 P: 17	R: 1 H: 1 E: 1 K: 1 S: 16	H: 1 LOB: 1 BB: 1 P: 23	R: 0 H: 0 E: 0 K: 1 S: 5	H: 0 LOB: 0 BB: 0 P: 6	R: 0 H: 0 E: 0 K: 2 S: 9	H: 0 LOB: 0 BB: 0 P: 12	1B: 3 2B: 2 3B: 0 HR: 0	SF: 1 SAC: 0 DP: 0 HBP: 0	WP: 0 PB: 0 SB: 0 CS: 0	PA: 36
<b>PITCHER</b>	IP	WLS	BF	H	R	ER	SO	BB	IBB	HBP	BLK	WP	HR	S	P	ERA	WHIP					
<b>Scott Sanders, R</b> ERA: 4.13 (1, 1)	6.2	W	28	4	3	3	11	4	0	0	0	0	0	72	109	4.05	1.200					
<b>Tim Worrell, R</b> ERA: 2.49 (7, 1)	1.1		5	1	0	0	1	0	0	0	0	0	0	12	15	0.00	0.750					
<b>Trevor Hoffman, R</b> ERA: 2.3 (9, 1)	1.0	S	3	0	0	0	2	0	0	0	0	0	0	9	12	0.00	0.000					



Batter	1	2	3	4	5	6	7	8	9	AB	R	H	RBI	BB	SO	LOB	TOP					
Marquis Grissom, R (1.8) OBP: 0.335, SLG: 0.480	G6-3		P4			G5-3		1B		4	0	1	0	0	0	1	<b>Atlanta Braves @ San Diego Padres</b> Jack Murphy Stadium, San Diego, CA Tue Jul 30 1996, 10:05 PM EDT Att: 24,110 - Unknown - 80 F					
Mark Lemke, S (1.4) OBP: 0.341, SLG: 0.332	F9		P4-6			1B		G4-3		4	0	1	0	0	0	2						
10 Chipper Jones, S (1.5) OBP: 0.388, SLG: 0.555	G6-3					K				4	1	2	1	0	1	1						
Fred McGriff, L (1.3) OBP: 0.349, SLG: 0.502		F9				G3-6-4				4	0	0	0	0	0	1						
Jermaine Dye, R (1.7) OBP: 0.328, SLG: 0.477		G5-3				G5-3				3	0	1	0	1	0	0						
Mark Whiten, S (1.9) OBP: 0.357, SLG: 0.402		G5-3				G5-3				2	0	1	0	2	0	0						
Eddie Pérez, R (1.2) Ryan Klesko, L (7. PH) Javy Lopez, R (7.2) OBP: 0.356, SLG: 0.570 OBP: 0.327, SLG: 0.489		G5-3				K				2	0	0	0	0	1	2						
Rafael Belliard, R (1.6) Dwight Smith, L (8. PH) Greg McMichael, R (8.1) Pedro Borbon, R (8.1)		L1				G6-3				2	0	0	0	0	0	2						
Greg Maddux, R (1.1) Ed Giovanola, L (8. PH) OBP: 0.185, SLG: 0.176 OBP: 0.324, SLG: 0.250						G6-3				2	0	1	0	0	0	0						
										1	0	0	0	0	0	0						
<b>Inning Stats</b>	R: 0 E: 0 K: 0 S: 7	H: 0 LOB: 0 BB: 0 P: 10	R: 0 E: 0 K: 0 S: 10	H: 2 LOB: 2 BB: 0 P: 15	R: 0 E: 0 K: 0 S: 10	H: 1 LOB: 0 BB: 0 P: 18	R: 0 E: 0 K: 0 S: 5	H: 1 LOB: 0 BB: 0 P: 8	R: 0 E: 0 K: 1 S: 6	H: 0 LOB: 0 BB: 0 P: 10	R: 0 E: 0 K: 0 S: 10	H: 0 LOB: 1 BB: 2 P: 16	R: 0 E: 0 K: 1 S: 10	H: 0 LOB: 1 BB: 2 P: 23	R: 0 E: 0 K: 1 S: 9	H: 1 LOB: 1 BB: 0 P: 12	R: 1 E: 0 K: 1 S: 14	H: 1 LOB: 1 BB: 1 P: 22	1B: 5 2B: 2 3B: 0 HR: 1	SF: 0 SAC: 0 DP: 3 HBP: 0	WP: 0 PB: 0 SB: 0 CS: 0	PA: 34
<b>PITCHER</b>	IP WLS BF H R ER SO BB IBB HBP BLK WP HR S P ERA WHIP																					
Fernando Valenzuela, L (1.1) ERA: 3.9	6.1 W 24 5 0 0 2 2 0 0 0 0 0 0 55 95 0.00 1.105																					
Doug Bochler, R (7.1) ERA: 3.23	1.2 5 1 0 0 1 0 0 0 0 0 0 0 12 17 0.00 0.600																					
Trevor Hoffman, R (9.1) ERA: 2.43	1.0 S 5 1 1 1 1 1 0 0 0 0 0 0 1 14 22 9.00 2.000																					

Batter	1	2	3	4	5	6	7	8	9	AB	R	H	RBI	BB	SO	LOB	BOTTOM			
Rickey Henderson, R (1.7) OBP: 0.408, SLG: 0.341	P4					G4-3				4	1	2	0	0	0	0	<b>Atlanta Braves @ San Diego Padres</b> Jack Murphy Stadium, San Diego, CA Tue Jul 30 1996, 10:05 PM EDT Att: 24,110 - Unknown - 80 F			
Chris Gomez, R (1.6) OBP: 0.361, SLG: 0.355	G6-3					G4-3				4	0	0	0	0	0	2				
Steve Finley, L (1.8) OBP: 0.358, SLG: 0.536	K					G5-3				3	0	1	0	1	1	0				
Ken Caminiti, S (1.5) OBP: 0.389, SLG: 0.530						K				4	1	3	1	0	1	0				
Wally Joyner, L (1.3) OBP: 0.417, SLG: 0.462						P5				4	0	0	0	0	2	3				
John Flaherty, R (1.2) OBP: 0.328, SLG: 0.480						K				3	0	2	1	0	1	0				
Rob Deer, R (1.9) OBP: 0.362, SLG: 0.500						K				3	0	0	0	0	3	2				
Jody Reed, R (1.4) OBP: 0.328, SLG: 0.291						P5				2	0	0	0	1	0	1				
Fernando Valenzuela, L (1.1) OBP: 0.122, SLG: 0.122						G3-1				2	0	0	0	0	0	2				
Doug Bochler, R (7.1) Luis Lopez, S (8. PH) Trevor Hoffman, R (9.1) OBP: 0.234, SLG: 0.252						G1-3				1	0	0	0	0	0	0				
										0	0	0	0	0	0	0				
<b>Inning Stats</b>	R: 0 E: 0 K: 1 S: 8	H: 0 LOB: 0 BB: 0 P: 8	R: 0 E: 0 K: 2 S: 10	H: 0 LOB: 0 BB: 0 P: 13	R: 0 E: 0 K: 1 S: 10	H: 0 LOB: 0 BB: 0 P: 14	R: 0 E: 0 K: 0 S: 4	H: 0 LOB: 0 BB: 0 P: 5	R: 1 E: 0 K: 1 S: 12	H: 2 LOB: 2 BB: 1 P: 19	R: 0 E: 0 K: 0 S: 9	H: 3 LOB: 2 BB: 0 P: 16	R: 0 E: 0 K: 2 S: 10	H: 1 LOB: 1 BB: 0 P: 12	R: 1 E: 0 K: 1 S: 11	H: 2 LOB: 2 BB: 1 P: 24	1B: 5 2B: 3 3B: 0 HR: 0	SF: 0 SAC: 0 DP: 1 HBP: 0	WP: 0 PB: 0 SB: 1 CS: 0	PA: 32
<b>PITCHER</b>	IP WLS BF H R ER SO BB IBB HBP BLK WP HR S P ERA WHIP																			
Greg Maddux, R (1.1) ERA: 2.86	7.0 L 26 6 1 1 7 0 0 0 0 0 0 0 63 87 1.29 0.857																			
Greg McMichael, R (8.1) ERA: 3.52	0.2 5 2 1 1 0 0 1 0 0 0 0 0 8 19 13.50 3.000																			
Pedro Borbon, L (8.1) ERA: 2.7	0.1 1 0 0 0 1 0 0 0 0 0 0 0 3 5 0.00 0.000																			

Batter	1	2	3	4	5	6	7	8	9	AB R H RBI BB SO LOB	TOP														
Marquis Grissom, R (1, 8) OBP: 0.340, SLG: 0.483										5 1 4 0 0 1 1	<p><b>Atlanta Braves @ San Diego Padres</b>  <b>Jack Murphy Stadium, San Diego, CA</b>  Wed Jul 31 1996, 10:05 PM EDT  Att: 24,254 - Unknown</p> <p>livebaseballscores.com</p> <table border="0"> <tr><td>AB</td><td>33</td></tr> <tr><td>R</td><td>7</td></tr> <tr><td>H</td><td>11</td></tr> <tr><td>RBI</td><td>5</td></tr> <tr><td>BB</td><td>3</td></tr> <tr><td>SO</td><td>4</td></tr> <tr><td>LOB</td><td>11</td></tr> </table> 	AB	33	R	7	H	11	RBI	5	BB	3	SO	4	LOB	11
AB	33																								
R	7																								
H	11																								
RBI	5																								
BB	3																								
SO	4																								
LOB	11																								
10 Chipper Jones, S (1, 5) OBP: 0.389, SLG: 0.552										4 1 1 2 1 0 3															
Fred McGriff, L (1, 3) OBP: 0.347, SLG: 0.498										4 1 0 0 1 0 4															
Ryan Klesko, L (1, 7) OBP: 0.357, SLG: 0.572										4 1 2 2 0 1 0															
Jermaine Dye, R (1, 9) OBP: 0.319, SLG: 0.463										4 0 0 0 0 0 2															
Javy Lopez, R (1, 2) OBP: 0.326, SLG: 0.486										4 0 1 1 0 0 0															
Mark Lemke, S (1, 4) OBP: 0.340, SLG: 0.331										4 1 1 0 0 1 1															
Ed Giovanola, L (1, 6) OBP: 0.350, SLG: 0.286										3 2 2 0 0 1 0															
Tom Glavine, L (1, 1) OBP: 0.347, SLG: 0.333										1 0 0 0 0 0 0															
Brad Clontz, R (8, 1)										0 0 0 0 0 0 0															
Pedro Borbon, R (8, 1)										0 0 0 0 0 0 0															
Dwight Smith, L (9, PH) OBP: 0.297, SLG: 0.339										0 0 0 0 1 0 0															
Mark Wohlers, R (9, 1)										0 0 0 0 0 0 0															
<b>Inning Stats</b>	R: 3 E: 1 K: 0 S: 18	H: 2 LOB: 0 BB: 1 P: 26	R: 0 E: 0 K: 1 S: 5	H: 0 LOB: 0 BB: 0 P: 7	R: 0 E: 0 K: 0 S: 8	H: 1 LOB: 0 BB: 0 P: 10	R: 0 E: 0 K: 0 S: 9	H: 0 LOB: 0 BB: 0 P: 10	R: 1 E: 1 K: 1 S: 10	H: 2 LOB: 1 BB: 0 P: 14	R: 1 E: 0 K: 1 S: 9	H: 2 LOB: 1 BB: 0 P: 12	R: 1 E: 0 K: 1 S: 8	H: 2 LOB: 1 BB: 0 P: 13	R: 0 E: 0 K: 1 S: 9	H: 0 LOB: 0 BB: 0 P: 10	R: 1 E: 0 K: 0 S: 10	H: 2 LOB: 2 BB: 2 P: 21	1B: 10 2B: 1 3B: 0 HR: 0	SF: 0 SAC: 3 DP: 3 HBP: 0	WP: 0 PB: 0 SB: 0 CS: 0	PA: 39			
<b>PITCHER</b>	IP WLS BF H R ER SO BB IBB HBP BLK WP HR S P ERA WHIP	<b>PITCHER</b>																							
Bob Tewksbury, R (1, 1) ERA: 4.0	6.0 L 25 7 5 2 2 1 0 0 0 0 0 0 0 59 79 3.00 1.333																								
Willie Blair, R (7, 1) ERA: 5.31	1.0 5 2 1 1 1 0 0 0 0 0 0 0 8 13 9.00 2.000																								
Dario Veras, R (8, 1) ERA:	1.0 3 0 0 0 1 0 0 0 0 0 0 0 9 10 0.00 0.000																								
Sean Bergman, R (9, 1) ERA: 4.81	1.0 6 2 1 1 0 2 0 0 0 0 0 0 10 21 9.00 4.000																								
<b>Batter</b>	<b>1</b>	<b>2</b>	<b>3</b>	<b>4</b>	<b>5</b>	<b>6</b>	<b>7</b>	<b>8</b>	<b>9</b>	<b>AB R H RBI BB SO LOB</b>	<b>BOTTOM</b>														
Chris Gomez, R (1, 6) OBP: 0.359, SLG: 0.351										3 0 0 0 0 1 1	<p><b>Atlanta Braves @ San Diego Padres</b>  <b>Jack Murphy Stadium, San Diego, CA</b>  Wed Jul 31 1996, 10:05 PM EDT  Att: 24,254 - Unknown</p> <p>livebaseballscores.com</p> <table border="0"> <tr><td>AB</td><td>32</td></tr> <tr><td>R</td><td>4</td></tr> <tr><td>H</td><td>10</td></tr> <tr><td>RBI</td><td>4</td></tr> <tr><td>BB</td><td>1</td></tr> <tr><td>SO</td><td>5</td></tr> <tr><td>LOB</td><td>13</td></tr> </table> 	AB	32	R	4	H	10	RBI	4	BB	1	SO	5	LOB	13
AB	32																								
R	4																								
H	10																								
RBI	4																								
BB	1																								
SO	5																								
LOB	13																								
Archi Cianfrocco, R (1, 7) OBP: 0.300, SLG: 0.387									4 0 2 1 0 0 2																
Steve Finley, L (1, 8) OBP: 0.357, SLG: 0.533									4 0 1 0 0 1 3																
Ken Caminiti, S (1, 5) OBP: 0.386, SLG: 0.525									3 0 0 0 0 2 3																
Dario Veras, R (8, 1)									0 0 0 0 0 0 0																
Scott Livingstone, L (8, PH) OBP: 0.457, SLG: 0.592									1 0 0 0 0 0 0																
Sean Bergman, R (9, 1) OBP: 0.100, SLG: 0.200									0 0 0 0 0 0 0																
Wally Joyner, L (1, 3) OBP: 0.415, SLG: 0.459										4 1 1 0 0 0 0															
John Flaherty, R (1, 2) OBP: 0.330, SLG: 0.480										4 1 2 0 0 0 0															
Rob Deer, R (1, 9) OBP: 0.371, SLG: 0.500										4 1 2 0 0 1 0															
Jody Reed, R (1, 4) OBP: 0.329, SLG: 0.292										3 1 1 1 1 0 2															
Bob Tewksbury, R (1, 1) OBP: 0.080, SLG: 0.063										0 0 0 0 0 0 0															
Craig Shipley, R (6, PH) OBP: 0.457, SLG: 0.656										1 0 0 0 0 0 0															
Willie Blair, R (7, 1)										0 0 0 0 0 0 0															
Brian Johnson, R (8, 5) OBP: 0.312, SLG: 0.475										1 0 1 2 0 0 0															
<b>Inning Stats</b>	R: 0 E: 0 K: 0 S: 7	H: 2 LOB: 1 BB: 0 P: 17	R: 0 E: 0 K: 1 S: 8	H: 0 LOB: 0 BB: 0 P: 11	R: 0 E: 0 K: 1 S: 7	H: 1 LOB: 1 BB: 0 P: 14	R: 0 E: 0 K: 1 S: 5	H: 0 LOB: 0 BB: 0 P: 10	R: 0 E: 0 K: 1 S: 8	H: 0 LOB: 0 BB: 0 P: 11	R: 0 E: 0 K: 1 S: 8	H: 0 LOB: 0 BB: 0 P: 13	R: 4 E: 0 K: 1 S: 16	H: 4 LOB: 2 BB: 1 P: 26	R: 0 E: 0 K: 0 S: 14	H: 2 LOB: 1 BB: 0 P: 21	1B: 9 2B: 3 3B: 0 HR: 0	SF: 0 SAC: 1 DP: 4 HBP: 1	WP: 0 PB: 0 SB: 0 CS: 1	PA: 35					
<b>PITCHER</b>	IP WLS BF H R ER SO BB IBB HBP BLK WP HR S P ERA WHIP	<b>PITCHER</b>																							
Tom Glavine, L (1, 1) ERA: 2.65	7.0 W 26 7 4 4 4 1 0 0 1 0 0 0 3 5 0.00 3.000																								
Brad Clontz, R (8, 1) ERA: 4.42	0.1 3 1 0 0 0 0 0 0 1 0 0 0 3 5 0.00 3.000																								
Pedro Borbon, L (8, 1) ERA: 2.63	0.2 2 0 0 0 1 0 0 0 0 0 0 0 5 7 0.00 0.000																								
Mark Wohlers, R (9, 1) ERA: 2.45	1.0 S 4 2 0 0 0 0 0 0 0 0 0 0 14 21 0.00 2.000																								

Batter	1	2	3	4	5	6	7	8	9	AB	R	H	RBI	BB	SO	LOB	TOP					
<b>Marquis Grissom, R</b> OBP: 0.342, SLG: 0.485 (1, 8)										5	0	3	1	0	0	0	<b>Atlanta Braves @ San Diego Padres</b> <b>Jack Murphy Stadium, San Diego, CA</b> Thu Aug 01 1996, 6:33 AM EDT Att: 24,089 - Sunny - 77 F					
<b>10 Chipper Jones, S</b> OBP: 0.391, SLG: 0.557 (1, 5)										4	1	2	0	1	0	3						
<b>Fred McGriff, L</b> OBP: 0.350, SLG: 0.496 (1, 3)										3	0	1	1	2	1	2						
<b>Ryan Klesko, L</b> OBP: 0.360, SLG: 0.573 (1, 7)										3	0	1	0	2	0	3						
<b>Jermaine Dye, R</b> OBP: 0.308, SLG: 0.447 (1, 9)										5	0	0	0	0	3	8						
<b>Javy Lopez, R</b> OBP: 0.324, SLG: 0.491 (1, 2)										5	1	1	1	0	0	6						
<b>Mark Lemke, S</b> OBP: 0.339, SLG: 0.330 (1, 4)										4	1	1	0	0	0	0						
<b>Ed Giovanola, L</b> OBP: 0.364, SLG: 0.308 (1, 6)										4	0	2	0	0	1	0						
<b>Terrell Wade, L</b> <b>Nike Montezel, R</b> <b>Mike Borch, R</b> <b>Dwain Smith, L</b> <b>Greg McMichael, R</b> <b>Mark Walters, R</b> <b>Brad Clontz, R</b> <b>Pedro Borbon, R</b> <b>Mark Walters, R</b>										1	0	0	0	0	0	1						
<b>Inning Stats</b>	R: 1 E: 0 K: 1 S: 8	H: 3 LOB: 2 BB: 0 P: 8	R: 0 E: 0 K: 0 S: 3	H: 1 LOB: 0 BB: 0 P: 3	R: 0 E: 1 K: 0 S: 4	H: 1 LOB: 2 BB: 1 P: 8	R: 0 E: 0 K: 1 S: 5	H: 0 LOB: 0 BB: 0 P: 5	R: 0 E: 0 K: 0 S: 4	H: 1 LOB: 2 BB: 1 P: 8	R: 2 E: 0 K: 0 S: 7	H: 4 LOB: 2 BB: 0 P: 7	R: 0 E: 0 K: 2 S: 7	H: 0 LOB: 1 BB: 1 P: 11	R: 0 E: 0 K: 1 S: 5	H: 0 LOB: 0 BB: 0 P: 5		R: 0 E: 0 K: 1 S: 6	H: 1 LOB: 3 BB: 2 P: 14	1B: 8 2B: 1 3B: 1 HR: 1	SF: 0 SAC: 0 DP: 1 HBP: 0	WP: 0 PB: 0 SB: 3 CS: 1
<b>PITCHER</b>	IP WLS BF H R ER SO BB IBB HBP BLK WP HR S P ERA WHIP																					
<b>Tim Worrell, R</b> ERA: 2.65	5.1 L 25 8 3 3 2 2 0 0 0 0 0 1 27 35 5.06 1.875																					
<b>Dario Veras, R</b> ERA:	0.2 4 2 0 0 0 0 0 0 0 0 0 0 0 4 4 0.00 3.000																					
<b>Dustin Hermanson, R</b> ERA:	2.0 7 0 0 0 3 1 0 0 0 1 0 0 12 16 0.00 0.500																					
<b>Willie Blair, R</b> ERA: 5.31	0.0 2 1 0 0 0 1 0 0 0 0 0 0 1 5 = =																					
<b>Doug Bochtler, R</b> ERA: 3.17	1.0 4 0 0 0 0 0 0 1 0 0 0 0 0 5 9 0.00 0.000																					

Batter	1	2	3	4	5	6	7	8	9	AB	R	H	RBI	BB	SO	LOB	BOTTOM					
<b>Rickey Henderson, R</b> OBP: 0.411, SLG: 0.342 (1, 9)										2	0	1	0	2	0	2	<b>Atlanta Braves @ San Diego Padres</b> <b>Jack Murphy Stadium, San Diego, CA</b> Thu Aug 01 1996, 6:33 AM EDT Att: 24,089 - Sunny - 77 F					
<b>Steve Finley, L</b> OBP: 0.355, SLG: 0.529 (1, 8)										4	0	0	0	0	0	3						
<b>Ken Caminiti, S</b> OBP: 0.387, SLG: 0.542 (1, 5)										4	2	2	2	0	2	2						
<b>Greg Vaughn, R</b> OBP: 0.379, SLG: 0.568 (1, 7)										2	0	0	0	2	1	0						
<b>Brian Johnson, R</b> OBP: 0.307, SLG: 0.467 (1, 2)										3	0	0	0	0	2	4						
<b>Wally Joyner, L</b> OBP: 0.415, SLG: 0.459 (8, PH)										0	0	0	0	0	0	0						
<b>John Flaherty, R</b> OBP: 0.329, SLG: 0.479 (9, 2)										1	0	0	0	0	0	0						
<b>Archi Cianfrocco, R</b> OBP: 0.311, SLG: 0.392 (1, 3)										3	0	1	0	1	1	0						
<b>Chris Gomez, R</b> OBP: 0.358, SLG: 0.349 (1, 6)										4	0	1	0	0	0	1						
<b>Jody Reed, R</b> OBP: 0.329, SLG: 0.292 (1, 4)										3	0	1	0	0	1	2						
<b>Dustin Hermanson, R</b> ERA:										0	0	0	0	0	0	0						
<b>Willie Blair, R</b> ERA:										0	0	0	0	0	0	0						
<b>Doug Bochtler, R</b> ERA:										0	0	0	0	0	0	0						
<b>Rob Deer, R</b> OBP: 0.365, SLG: 0.490 (8, PH)										1	0	0	0	0	1	0						
<b>Tim Worrell, R</b> OBP: 0.154, SLG: 0.083 (6, 1)										1	0	0	0	0	1	1						
<b>Dario Veras, R</b> ERA:										0	0	0	0	0	0	0						
<b>Craig Shipley, R</b> OBP: 0.432, SLG: 0.618 (7, 4)										2	0	0	0	0	1	0						
<b>Inning Stats</b>	R: 0 E: 0 K: 2 S: 7	H: 0 LOB: 2 BB: 2 P: 15	R: 0 E: 0 K: 1 S: 7	H: 2 LOB: 0 BB: 0 P: 7	R: 1 E: 0 K: 1 S: 6	H: 1 LOB: 0 BB: 0 P: 6	R: 0 E: 0 K: 1 S: 5	H: 1 LOB: 1 BB: 1 P: 9	R: 0 E: 0 K: 2 S: 8	H: 1 LOB: 2 BB: 1 P: 12	R: 0 E: 0 K: 1 S: 5	H: 0 LOB: 0 BB: 0 P: 5	R: 0 E: 0 K: 1 S: 4	H: 0 LOB: 0 BB: 1 P: 8	R: 1 E: 0 K: 0 S: 4	H: 1 LOB: 0 BB: 0 P: 4	R: 0 E: 0 K: 1 S: 5	H: 0 LOB: 0 BB: 0 P: 5	1B: 3 2B: 1 3B: 0 HR: 2	SF: 0 SAC: 1 DP: 1 HBP: 0	WP: 0 PB: 0 SB: 3 CS: 1	PA: 36
<b>PITCHER</b>	IP WLS BF H R ER SO BB IBB HBP BLK WP HR S P ERA WHIP																					
<b>Terrell Wade, L</b> ERA: 1.16	4.0 W 5 1 0 0 2 0 1 0 0 0 0 0 8 12 0.00 1.000																					
<b>Mike Bielecki, R</b> ERA: 2.67	1.0 5 1 0 0 2 0 0 0 0 0 0 0 9 13 0.00 0.500																					
<b>Greg McMichael, R</b> ERA: 3.41	2.0 6 0 0 0 2 1 0 0 0 0 0 0 1 2 27.00 3.000																					
<b>Brad Clontz, R</b> ERA: 4.55	0.1 2 1 1 1 0 0 0 0 0 0 0 1 2 2 27.00 3.000																					
<b>Pedro Borbon, L</b> ERA: 2.6	0.1 1 0 0 0 0 0 0 0 0 0 0 0 1 1 0.00 0.000																					
<b>Mark Wohlers, R</b> ERA: 2.39 (8, 1)	1.1 S 4 0 0 0 1 0 0 0 0 0 0 0 6 6 0.00 0.000																					

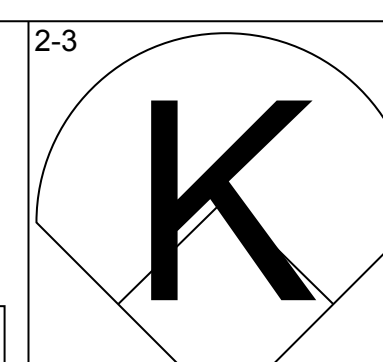
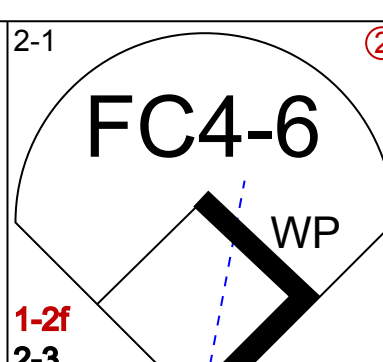
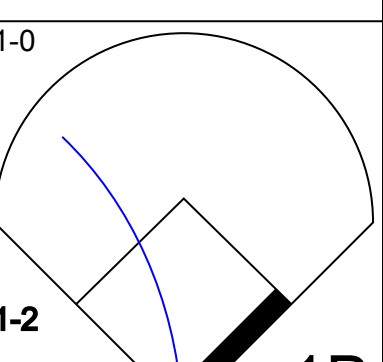
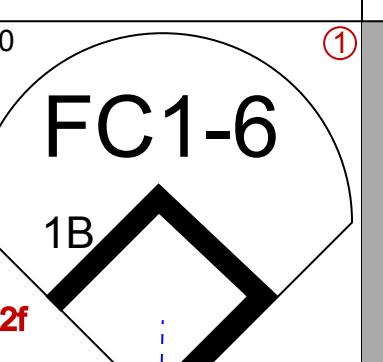
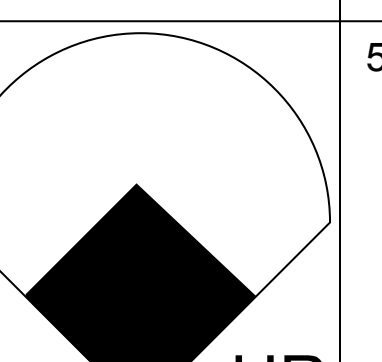
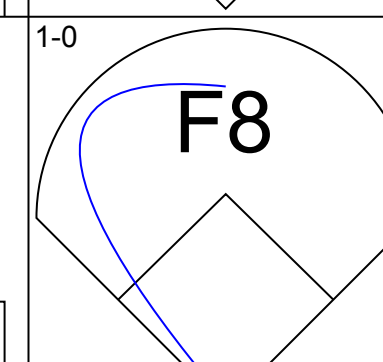
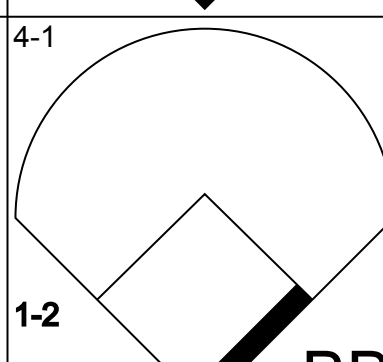
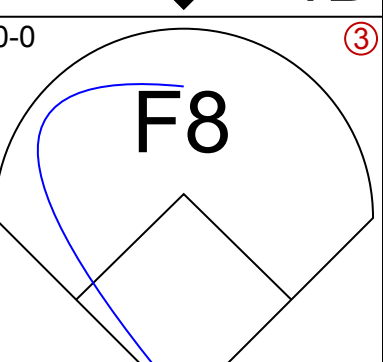
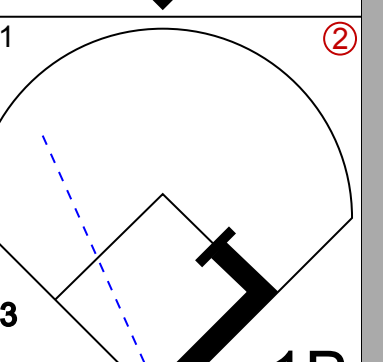
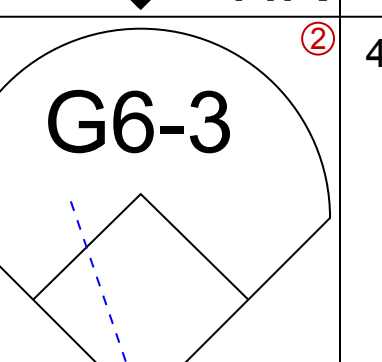
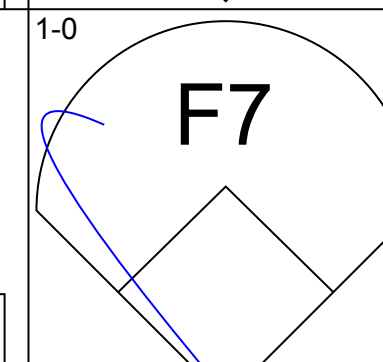
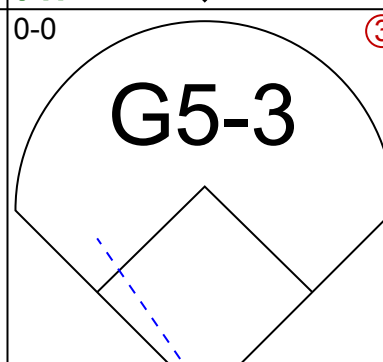
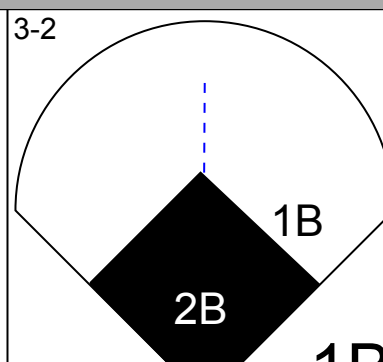
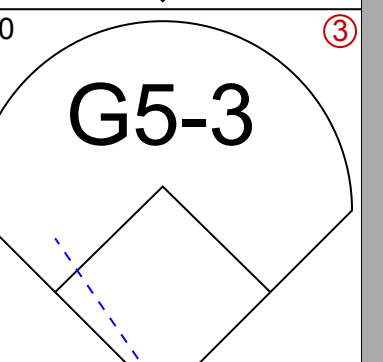
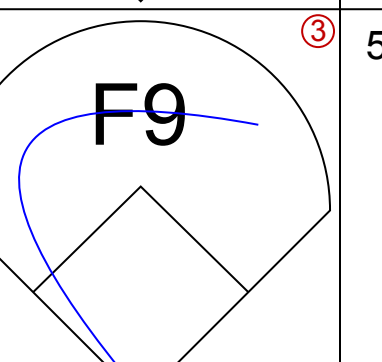
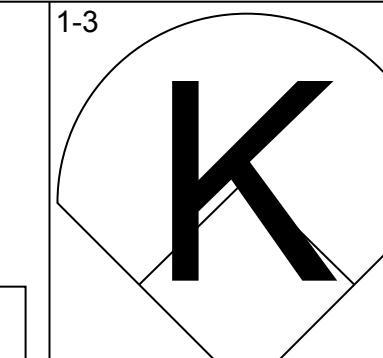
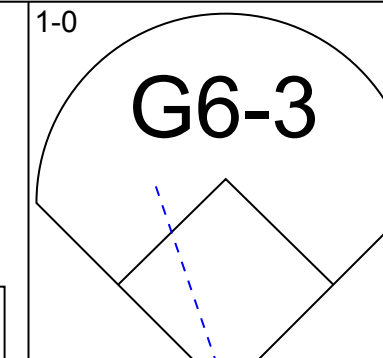
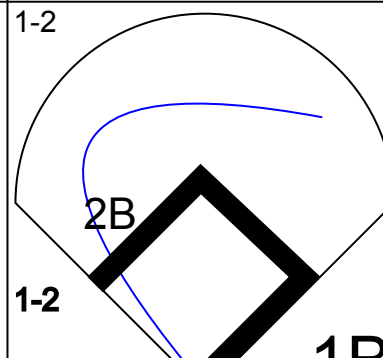
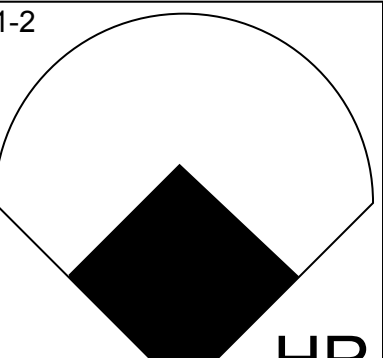
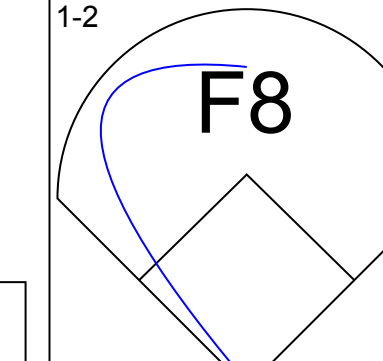
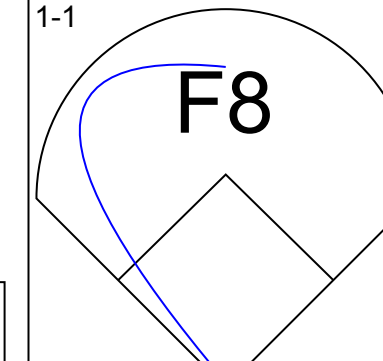
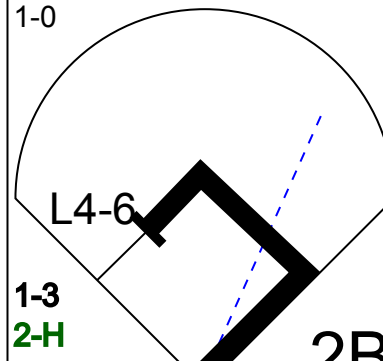
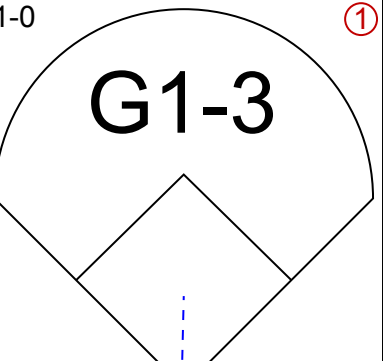
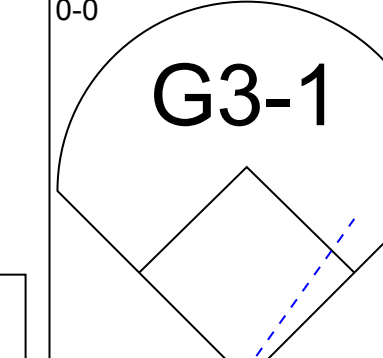
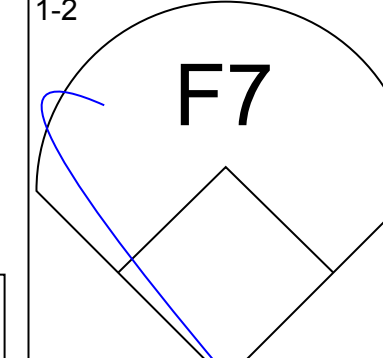
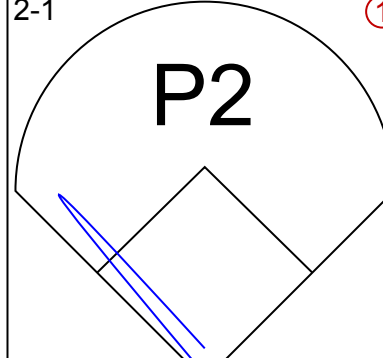
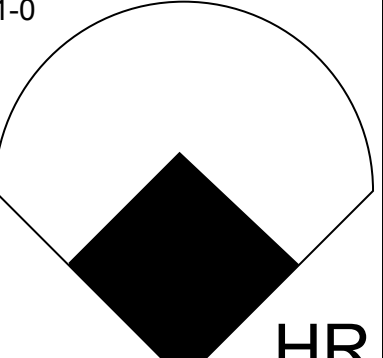
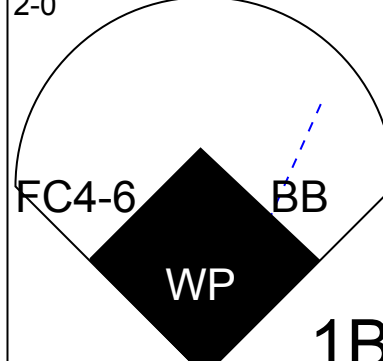
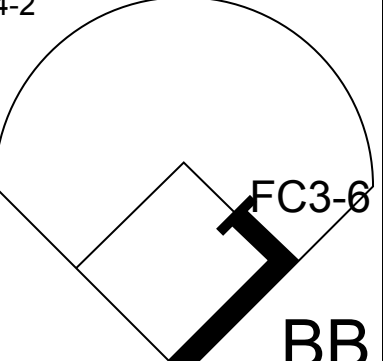
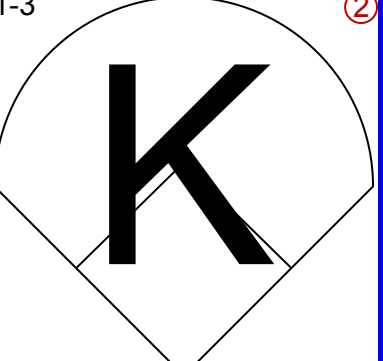

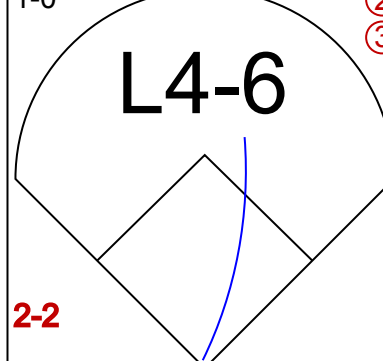
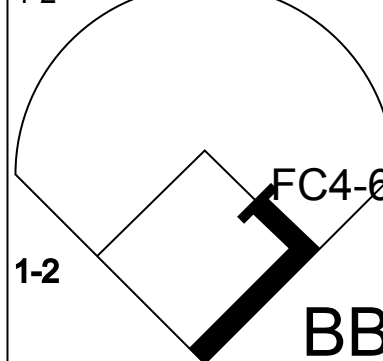
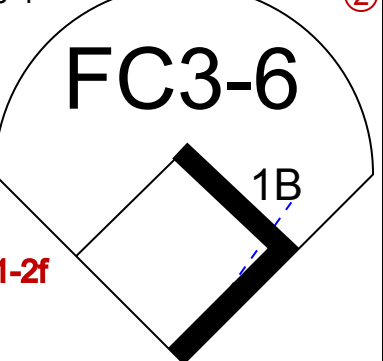


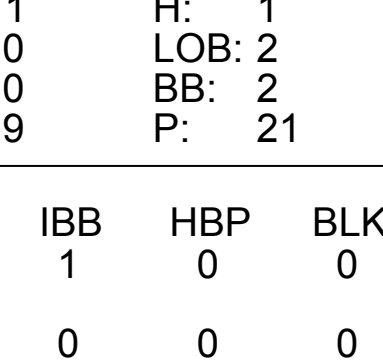
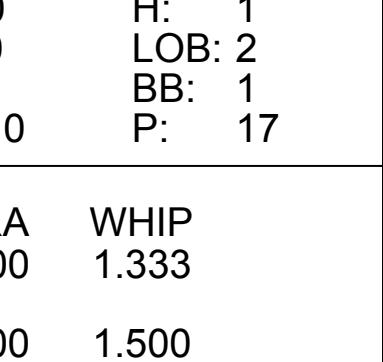
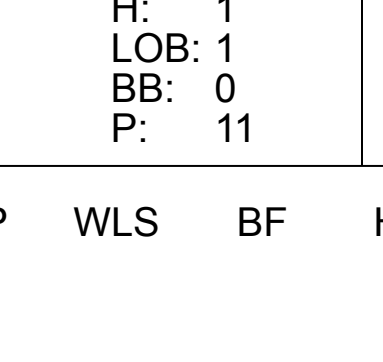
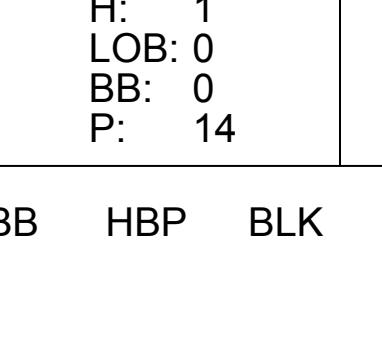
AB	37
R	3
H	11
RBI	3
BB	5
SO	6
LOB	25

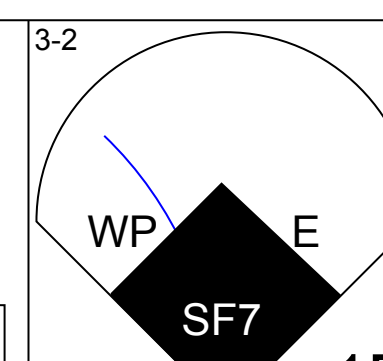
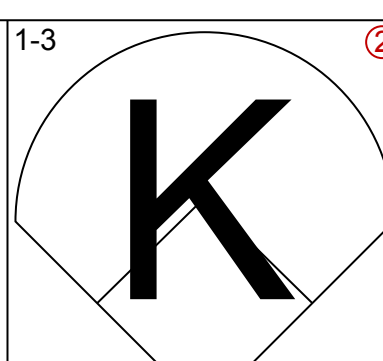
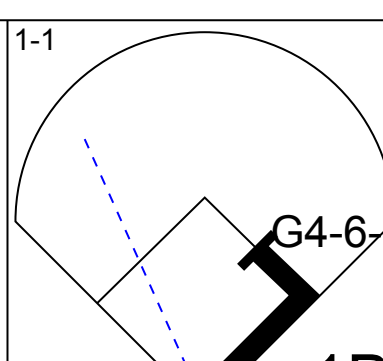
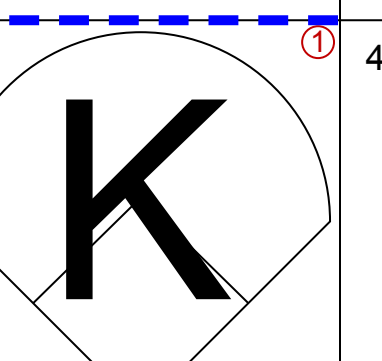
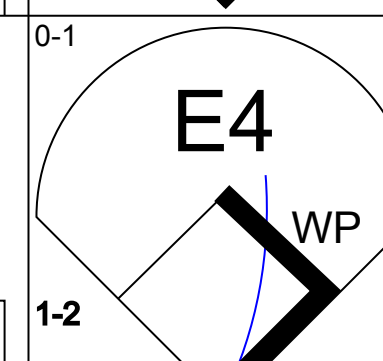
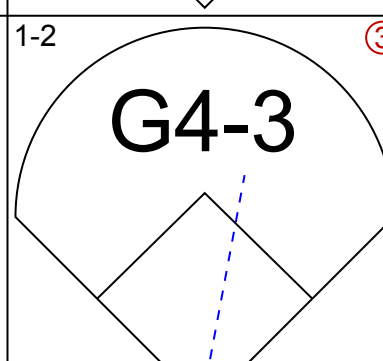
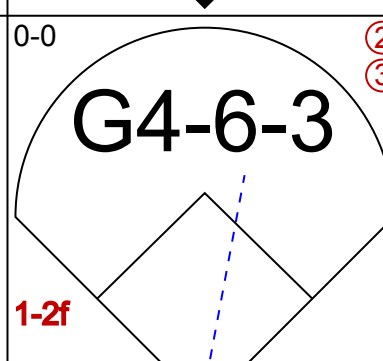
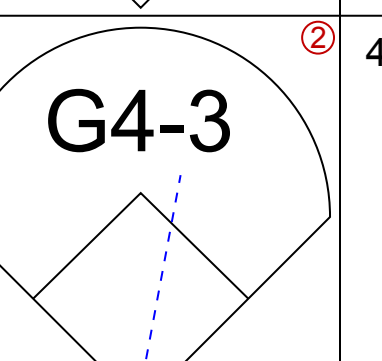
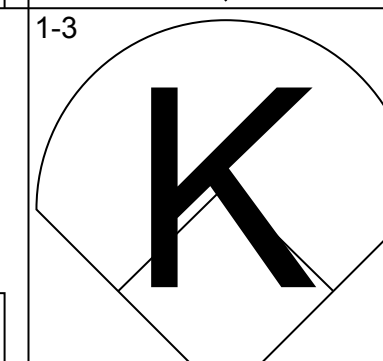
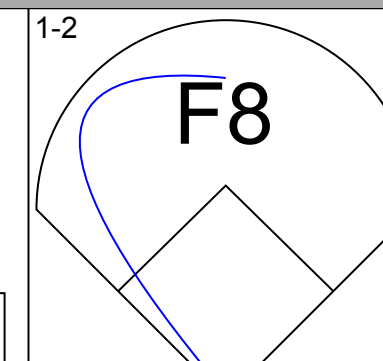
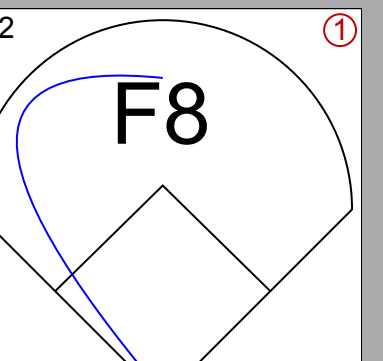
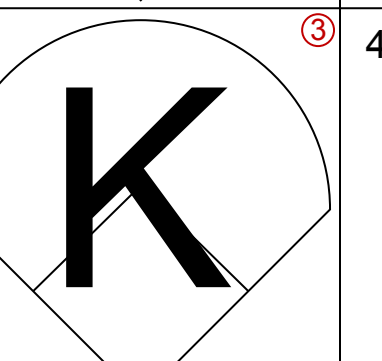
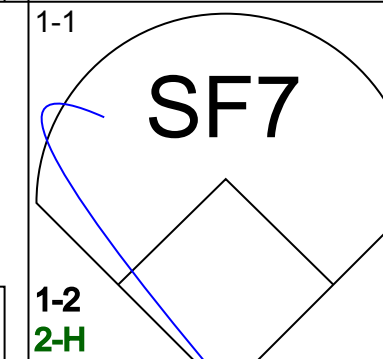
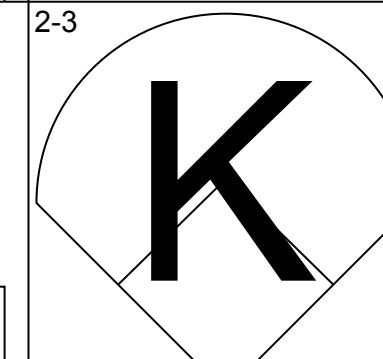

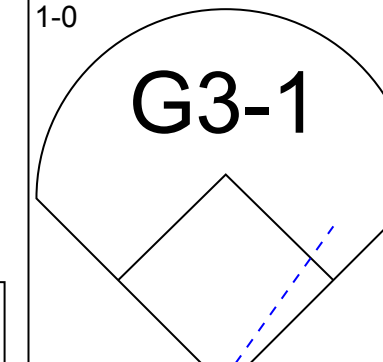
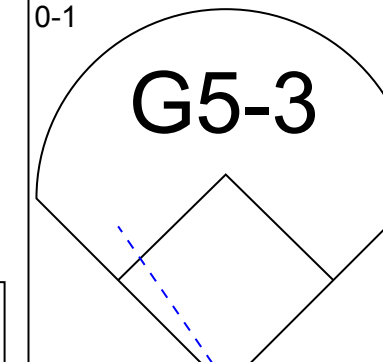
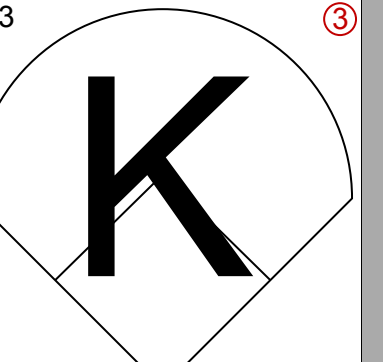
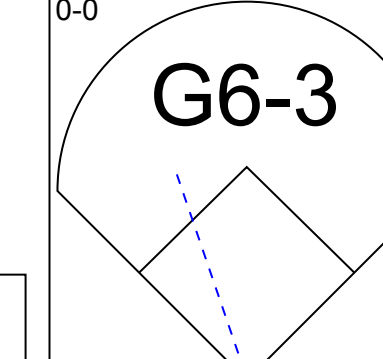
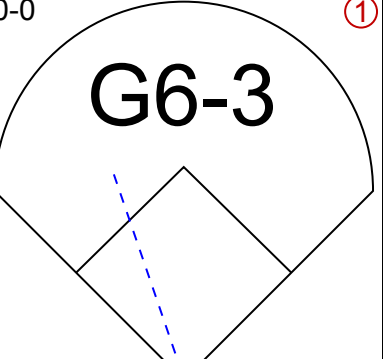
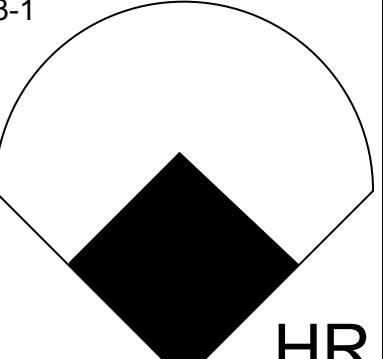
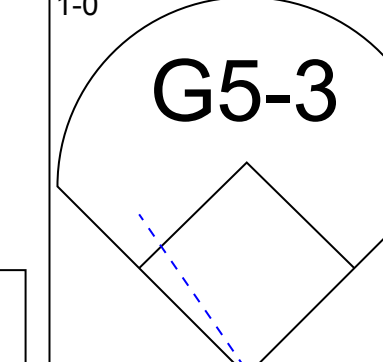
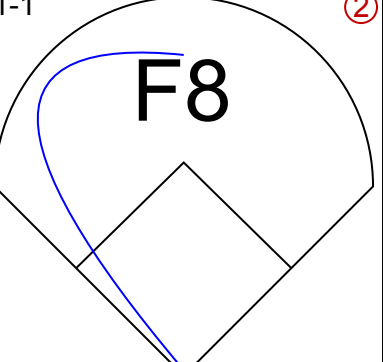
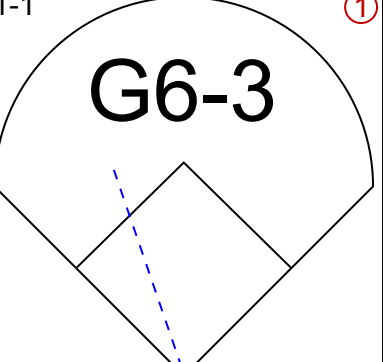
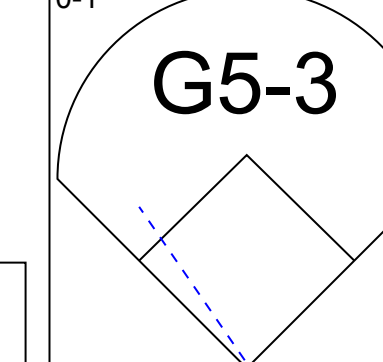
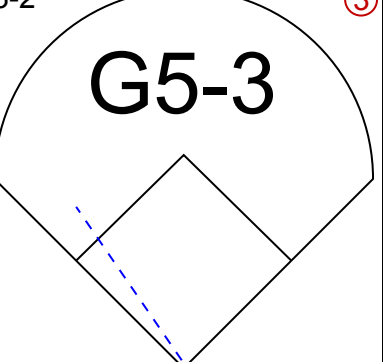
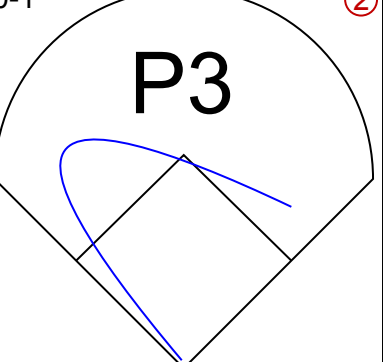
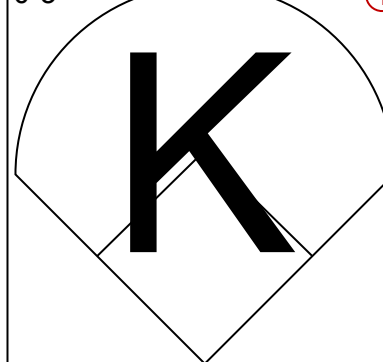
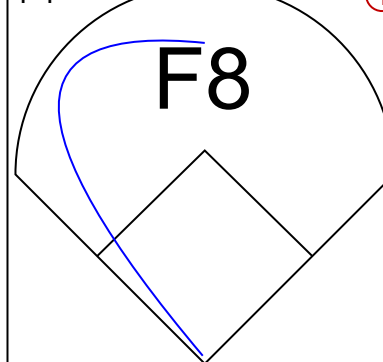
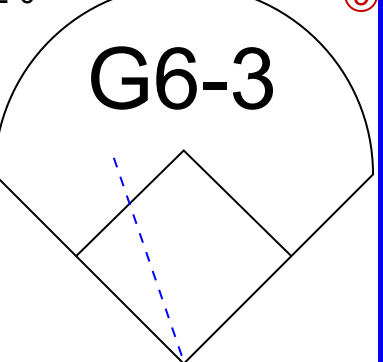
AB	30
R	2
H	6
RBI	2
BB	5
SO	10
LOB	15

Batter	1	2	3	4	5	6	7	8	9	AB	R	H	RBI	BB	SO	LOB	TOP					
Quilvio Veras, S OBP: 0.377, SLG: 0.318										2	1	0	0	2	0	1	<b>Florida Marlins @ San Diego Padres</b> Jack Murphy Stadium, San Diego, CA Fri Aug 02 1996, 10:05 PM EDT Att: 18,239 - Unknown - 75 F					
Edgar Renteria, R OBP: 0.346, SLG: 0.415										2	0	1	0	2	0	0						
Gary Sheffield, R OBP: 0.453, SLG: 0.626										4	0	1	0	0	0	5						
Jeff Conine, R OBP: 0.363, SLG: 0.484										4	0	1	0	0	1	3						
Devon White, S OBP: 0.313, SLG: 0.419										4	0	1	0	0	0	1						
Joe Orsulak, L OBP: 0.279, SLG: 0.279										4	0	1	0	0	1	0						
Alex Arias, R OBP: 0.339, SLG: 0.404										3	0	0	0	0	1	0						
Andre Dawson, R OBP: 0.341, SLG: 0.436										1	0	1	0	0	0	0						
Jesus Tavaréz, S OBP: 0.241, SLG: 0.227										0	0	0	0	0	0	0						
Joe Siddall, L OBP: 0.500, SLG: 0.400										2	0	1	0	1	0	0						
Terry Pendleton, S OBP: 0.295, SLG: 0.344										1	0	0	0	0	0	1						
Al Leiter, L OBP: 0.115, SLG: 0.061										2	0	0	0	0	2	1						
Billy McMillon, L OBP: 0.348, SLG: 0.250										1	0	0	0	0	1	1						
Mark Hutton, R (7, 1)										0	0	0	0	0	0	0						
Yorkis Perez, L (8, 1)										0	0	0	0	0	0	0						
<b>Inning Stats</b>	R: 0 E: 0 K: 0 S: 17	H: 1 LOB: 1 BB: 1 P: 23	R: 0 E: 0 K: 1 S: 8	H: 0 LOB: 0 BB: 0 P: 15	R: 0 E: 0 K: 1 S: 7	H: 0 LOB: 0 BB: 0 P: 10	R: 0 E: 0 K: 1 S: 12	H: 3 LOB: 2 BB: 0 P: 15	R: 0 E: 0 K: 1 S: 11	H: 1 LOB: 1 BB: 0 P: 15	R: 0 E: 0 K: 0 S: 7	H: 1 LOB: 1 BB: 1 P: 17	R: 0 E: 0 K: 1 S: 10	H: 0 LOB: 1 BB: 1 P: 19	R: 1 E: 0 K: 0 S: 6	H: 0 LOB: 0 BB: 2 P: 18	R: 0 E: 0 K: 1 S: 9	H: 1 LOB: 1 BB: 0 P: 12	1B: 7 2B: 0 3B: 0 HR: 0	SF: 0 SAC: 0 DP: 2 HBP: 0	WP: 1 PB: 0 SB: 0 CS: 2	PA: 35
<b>PITCHER</b>	IP	WLS	BF	H	R	ER	SO	BB	IBB	HBP	BLK	WP	HR	S	P	ERA	WHIP					
Joey Hamilton, R ERA: 4.55	7.0		27	6	0	0	5	3	0	0	0	0	0	72	114	0.00	1.286					
Doug Bochtler, R ERA: 3.35	0.0		2	0	1	1	0	2	0	0	0	0	0	2	10	∞	∞					
Trevor Hoffman, R ERA: 2.34	2.0	W	6	1	0	0	1	0	0	0	0	1	0	13	20	0.00	0.500					

Batter	1	2	3	4	5	6	7	8	9	AB	R	H	RBI	BB	SO	LOB	BOTTOM				
Rickey Henderson, R OBP: 0.410, SLG: 0.341										4	0	1	0	0	0	0	<b>Florida Marlins @ San Diego Padres</b> Jack Murphy Stadium, San Diego, CA Fri Aug 02 1996, 10:05 PM EDT Att: 18,239 - Unknown - 75 F				
Doug Bochtler, R (8, 1)										0	0	0	0	0	0	0					
Trevor Hoffman, R (8, 1)										0	0	0	0	0	0	0					
Chris Gomez, R OBP: 0.360, SLG: 0.347										2	0	0	0	2	1	0					
Steve Finley, L OBP: 0.356, SLG: 0.532										3	1	1	0	1	0	3					
Ken Caminiti, S OBP: 0.386, SLG: 0.547										4	1	1	1	0	0	2					
Greg Vaughn, R OBP: 0.376, SLG: 0.562										4	0	0	0	0	1	2					
Wally Joyner, L OBP: 0.413, SLG: 0.456										4	0	1	0	0	0	0					
John Flaherty, R OBP: 0.332, SLG: 0.479										2	0	1	0	1	0	0					
Jody Reed, R OBP: 0.329, SLG: 0.292										3	0	1	0	0	0	3					
Joey Hamilton, R OBP: 0.140, SLG: 0.163										2	0	0	0	0	0	3					
Doug Dasenczo, S (7, PH)										1	0	0	0	0	0	0					
<b>Inning Stats</b>	R: 0 E: 0 K: 0 S: 15	H: 0 LOB: 0 BB: 0 P: 22	R: 0 E: 0 K: 0 S: 4	H: 0 LOB: 0 BB: 0 P: 8	R: 0 E: 0 K: 0 S: 12	H: 2 LOB: 3 BB: 1 P: 25	R: 1 E: 0 K: 0 S: 8	H: 2 LOB: 2 BB: 1 P: 17	R: 0 E: 0 K: 0 S: 5	H: 0 LOB: 2 BB: 2 P: 19	R: 0 E: 0 K: 0 S: 4	H: 1 LOB: 1 BB: 0 P: 8	R: 0 E: 0 K: 1 S: 10	H: 0 LOB: 0 BB: 0 P: 13	R: 1 E: 1 K: 1 S: 13	H: 1 LOB: 0 BB: 0 P: 17	1B: 4 2B: 0 3B: 1 HR: 1	SF: 0 SAC: 0 DP: 0 HBP: 0	WP: 0 PB: 0 SB: 0 CS: 0	PA: 33	
<b>PITCHER</b>	IP	WLS	BF	H	R	ER	SO	BB	IBB	HBP	BLK	WP	HR	S	P	ERA	WHIP				
Al Leiter, L ERA: 2.64	6.0		26	5	1	1	0	4	0	0	0	0	0	48	99	1.50	1.500				
Mark Hutton, R ERA: 4.73	1.0		3	0	0	0	1	0	0	0	0	0	0	10	13	0.00	0.000				
Yorkis Perez, L ERA: 4.62	1.0	L	4	1	1	1	1	0	0	0	0	0	0	13	17	9.00	1.000				



Batter	1	2	3	4	5	6	7	8	9	AB R H RBI BB SO LOB	TOP											
Quilvio Veras, S (1.4) OBP: 0.377, SLG: 0.332										5 1 2 1 0 1 3	<b>Florida Marlins @ San Diego Padres</b> Jack Murphy Stadium, San Diego, CA Sat Aug 03 1996, 10:05 PM EDT Att: 55,412 - Unknown - 73 F  livebaseballscores.com  <b>AB 35</b> <b>R 5</b> <b>H 9</b> <b>RBI 4</b> <b>BB 4</b> <b>SO 4</b> <b>LOB 16</b>											
Edgar Renteria, R (1.6) OBP: 0.347, SLG: 0.412										4 0 1 0 1 0 2												
Gary Sheffield, R (1.9) OBP: 0.450, SLG: 0.620										5 1 1 0 0 0 3												
Jeff Conine, R (1.3) OBP: 0.364, SLG: 0.492										4 1 2 1 0 1 0												
Devon White, S (1.8) OBP: 0.313, SLG: 0.420										4 0 1 1 0 0 0												
Terry Pendleton, S (1.5) OBP: 0.294, SLG: 0.351										4 1 1 1 0 0 2												
Billy McMillon, L (1.7) OBP: 0.407, SLG: 0.273										2 1 1 0 2 1 0												
Jesus Tavarez, S (8.7) OBP: 0.241, SLG: 0.227										0 0 0 0 0 0 0												
Joe Siddall, L (1.2) OBP: 0.300, SLG: 0.222										4 0 0 0 0 1 5												
Kevin Brown, R (1.1) OBP: 0.196, SLG: 0.130										2 0 0 0 1 0 1												
Joe Orsulak, L (9. PH) OBP: 0.277, SLG: 0.277										1 0 0 0 0 0 0												
Robb Nen, R (9.1) OBP: 0.277, SLG: 0.277										0 0 0 0 0 0 0												
<b>Inning Stats</b>	R: 0 E: 0 K: 1 S: 5	H: 0 LOB: 0 BB: 0 P: 9	R: 0 E: 0 K: 1 S: 8	H: 0 LOB: 0 BB: 0 P: 10	R: 1 E: 0 K: 0 S: 9	H: 1 LOB: 2 BB: 2 P: 21	R: 0 E: 0 K: 0 S: 6	H: 0 LOB: 0 BB: 0 P: 9	R: 0 E: 0 K: 1 S: 10	H: 1 LOB: 2 BB: 1 P: 17	R: 0 E: 0 K: 0 S: 11	H: 3 LOB: 2 BB: 1 P: 23	R: 0 E: 1 K: 0 S: 7	H: 1 LOB: 1 BB: 0 P: 11	R: 2 E: 0 K: 1 S: 15	H: 2 LOB: 0 BB: 0 P: 21	R: 1 E: 0 K: 0 S: 9	H: 1 LOB: 0 BB: 0 P: 14	1B: 5 2B: 2 3B: 0 HR: 3	SF: 0 SAC: 0 DP: 1 HBP: 0	WP: 1 PB: 0 SB: 0 CS: 0	PA: 39
<b>PITCHER</b>	IP WLS BF H R ER SO BB IBB HBP BLK WP HR S P ERA WHIP											IP WLS BF H R ER SO BB IBB HBP BLK WP HR S P ERA WHIP										
Scott Sanders, R (1.1) ERA: 4.04	6.0 L 26 5 2 2 3 3 1 0 0 0 0 2 49 89 3.00 1.333																					
Dario Veras, R (7.1) ERA: 4.91	2.0 9 3 2 2 1 0 0 0 0 0 2 22 32 9.00 1.500																					
Willie Blair, R (9.1) ERA: 5.37	1.0 4 1 1 1 0 0 0 0 0 0 1 9 14 9.00 1.000																					

Batter	1	2	3	4	5	6	7	8	9	AB R H RBI BB SO LOB	BOTTOM											
Rickey Henderson, R (1.9) OBP: 0.411, SLG: 0.343										4 1 2 0 0 2 0	<b>Florida Marlins @ San Diego Padres</b> Jack Murphy Stadium, San Diego, CA Sat Aug 03 1996, 10:05 PM EDT Att: 55,412 - Unknown - 73 F  livebaseballscores.com  <b>AB 29</b> <b>R 2</b> <b>H 3</b> <b>RBI 2</b> <b>BB 0</b> <b>SO 8</b> <b>LOB 5</b>											
Wally Joyner, L (1.3) OBP: 0.408, SLG: 0.449										4 0 0 0 0 0 2												
Steve Finley, L (1.8) OBP: 0.353, SLG: 0.527										4 0 0 0 0 2 2												
Ken Caminiti, S (1.5) OBP: 0.383, SLG: 0.544										2 0 0 1 0 2 0												
Greg Vaughn, R (1.7) OBP: 0.373, SLG: 0.557										3 0 0 0 0 1 1												
John Flaherty, R (1.2) OBP: 0.332, SLG: 0.488										3 1 1 1 0 0 0												
Chris Gomez, R (1.6) OBP: 0.356, SLG: 0.343										3 0 0 0 0 0 0												
Jody Reed, R (1.4) OBP: 0.327, SLG: 0.290										3 0 0 0 0 0 0												
Scott Sanders, R (1.1) OBP: 0.200, SLG: 0.286										1 0 0 0 0 1 0												
Doug Dascenzo, S (6. PH)										1 0 0 0 0 0 0												
Dario Veras, R (7.1)										0 0 0 0 0 0 0												
Scott Livingstone, L (8. PH) OBP: 0.309, SLG: 0.359										1 0 0 0 0 0 0												
Willie Blair, R (9.1) OBP: 0.309, SLG: 0.359										0 0 0 0 0 0 0												
<b>Inning Stats</b>	R: 1 E: 1 K: 1 S: 13	H: 1 LOB: 1 BB: 0 P: 19	R: 0 E: 0 K: 0 S: 4	H: 0 LOB: 0 BB: 0 P: 5	R: 0 E: 0 K: 2 S: 14	H: 0 LOB: 0 BB: 0 P: 16	R: 0 E: 0 K: 1 S: 8	H: 0 LOB: 0 BB: 0 P: 11	R: 0 E: 0 K: 0 S: 6	H: 0 LOB: 0 BB: 0 P: 10	R: 0 E: 0 K: 0 S: 5	H: 1 LOB: 0 BB: 0 P: 7	R: 0 E: 0 K: 2 S: 11	H: 0 LOB: 0 BB: 0 P: 18	R: 1 E: 0 K: 0 S: 7	H: 1 LOB: 0 BB: 0 P: 13	R: 0 E: 0 K: 2 S: 9	H: 0 LOB: 0 BB: 0 P: 14	1B: 2 2B: 0 3B: 0 HR: 1	SF: 1 SAC: 0 DP: 1 HBP: 0	WP: 1 PB: 0 SB: 0 CS: 0	PA: 30
<b>PITCHER</b>	IP WLS BF H R ER SO BB IBB HBP BLK WP HR S P ERA WHIP											IP WLS BF H R ER SO BB IBB HBP BLK WP HR S P ERA WHIP										
Kevin Brown, R (1.1) ERA: 1.94	8.0 W 27 3 2 1 6 3 2 1 0 0 1 68 99 1.12 0.375																					
Robb Nen, R (9.1) ERA: 2.21	1.0 S 3 0 0 0 2 0 0 0 0 0 0 9 14 0.00 0.000																					

Batter	1	2	3	4	5	6	7	8	9	AB	R	H	RBI	BB	SO	LOB	TOP					
<b>Kurt Abbott, R</b> OBP: 0.304, SLG: 0.460 (1, 4)	F8		K		E		FC4-6		L7	5	1	2	0	0	1	0	<b>Florida Marlins @ San Diego Padres</b> Jack Murphy Stadium, San Diego, CA Sun Aug 04 1996, 6:33 AM EDT Att: 35,302 - Sunny - 75 F					
<b>Edgar Renteria, R</b> OBP: 0.344, SLG: 0.407 (1, 6)	K				G5-3		FC4-6		G5-3	5	0	1	0	0	1	3						
<b>Gary Sheffield, R</b> OBP: 0.445, SLG: 0.612 (1, 9)	F8		G6-4-3		G1-3		K		K	5	0	0	0	0	2	4						
<b>Jeff Conine, R</b> OBP: 0.368, SLG: 0.493 (1, 3)		G4-3		FC5-4	E8					3	0	2	2	1	0	0						
<b>Devon White, S</b> OBP: 0.315, SLG: 0.421 (1, 8)		E9		FC5-4	G1-3					4	1	2	0	0	1	3						
<b>Terry Pendleton, S</b> OBP: 0.296, SLG: 0.360 (1, 5)										4	1	2	2	0	1	2						
<b>Jesus Tavarez, S</b> OBP: 0.235, SLG: 0.221 (1, 7)										2	0	0	0	0	0	2						
<b>Joe Orsulak, L</b> OBP: 0.273, SLG: 0.273 (6, PH) (6, 7)	L5			FC5-4	G5-3				F9	2	0	0	0	0	0	1						
<b>Rob Natal, R</b> OBP: 0.239, SLG: 0.186 (6, PH) (6, 2)				FC6-4						1	0	0	0	1	0	2						
<b>Joe Siddall, L</b> OBP: 0.333, SLG: 0.273 (6, 2)				FC6-4						2	0	1	0	0	1	1						
<b>Marc Valdes, R</b> OBP: 0.273, SLG: 0.273 (6, 2)										1	0	0	0	0	0	1						
<b>Chris Hammond, L</b> OBP: 0.273, SLG: 0.273 (6, 7)										1	1	1	0	0	0	0						
<b>Alex Rodriguez, R</b> OBP: 0.333, SLG: 0.425 (8, 1)										0	0	0	0	0	0	0						
<b>Terry Mathews, R</b> OBP: 0.333, SLG: 0.425 (8, 1)										0	0	0	0	0	0	0						
<b>Andre Dawson, R</b> OBP: 0.333, SLG: 0.425 (8, 1)										1	0	0	0	0	0	1						
<b>Yorkis Perez, L</b> OBP: 0.333, SLG: 0.425 (8, 1)										0	0	0	0	0	0	0						
<b>Inning Stats</b>	R: 0 E: 0 K: 1 S: 7	H: 0 LOB: 0 BB: 0 P: 10	R: 2 E: 1 K: 0 S: 20	H: 2 LOB: 1 BB: 1 P: 28	R: 0 E: 0 K: 1 S: 5	H: 1 LOB: 0 BB: 0 P: 5	R: 0 E: 0 K: 0 S: 11	H: 1 LOB: 2 BB: 1 P: 21	R: 2 E: 1 K: 0 S: 14	H: 3 LOB: 1 BB: 0 P: 21	R: 0 E: 0 K: 2 S: 9	H: 1 LOB: 1 BB: 0 P: 12	R: 0 E: 0 K: 2 S: 12	H: 2 LOB: 2 BB: 0 P: 16	R: 0 E: 0 K: 2 S: 12	H: 1 LOB: 1 BB: 0 P: 17	R: 0 E: 0 K: 1 S: 8	H: 0 LOB: 0 BB: 0 P: 9	1B: 9 2B: 1 3B: 0 HR: 1	SF: 0 SAC: 0 DP: 1 HBP: 0	WP: 0 PB: 0 SB: 0 CS: 0	PA: 39
<b>PITCHER</b>	IP	WLS	BF	H	R	ER	SO	BB	IBB	HBP	BLK	WP	HR	S	P	ERA	WHIP					
<b>Fernando Valenzuela, L</b> ERA: 4.04 (1, 1)	5.0	W	23	7	4	4	2	2	0	0	0	0	1	57	85	7.20	1.800					
<b>Sean Bergman, R</b> ERA: 4.72 (6, 1)	2.0		9	3	0	0	0	0	0	0	0	0	0	21	28	0.00	1.500					
<b>Doug Bechtler, R</b> ERA: 3.28 (8, 1)	1.0		4	1	0	0	2	0	0	0	0	0	0	12	17	0.00	1.000					
<b>Trevor Hoffman, R</b> ERA: 2.3 (9, 1)	1.0	S	3	0	0	0	1	0	0	0	0	0	0	8	9	0.00	0.000					

Batter	1	2	3	4	5	6	7	8	9	AB	R	H	RBI	BB	SO	LOB	BOTTOM				
<b>Rickey Henderson, R</b> OBP: 0.415, SLG: 0.348 (1, 9)	S			L6						4	2	3	0	1	0	0	<b>Florida Marlins @ San Diego Padres</b> Jack Murphy Stadium, San Diego, CA Sun Aug 04 1996, 6:33 AM EDT Att: 35,302 - Sunny - 75 F				
<b>Doug Bechtler, R</b> (8, 1)	SF9									0	0	0	0	0	0	0					
<b>Trevor Hoffman, R</b> (9, 1)										0	0	0	0	0	0	0					
<b>Craig Shipley, R</b> OBP: 0.405, SLG: 0.579 (1, 4)	SF9			F9						4	1	1	1	0	0	1					
<b>Steve Finley, L</b> OBP: 0.355, SLG: 0.526 (1, 8)	G1									3	1	1	0	2	0	2					
<b>Ken Caminiti, S</b> OBP: 0.385, SLG: 0.544 (1, 5)	G1									2	1	1	2	2	0	0					
<b>Greg Vaughn, R</b> OBP: 0.372, SLG: 0.553 (1, 7)	SF9									3	0	0	1	1	0	4					
<b>Wally Joyner, L</b> OBP: 0.406, SLG: 0.444 (1, 3)	G1									3	0	0	0	1	0	4					
<b>John Flaherty, R</b> OBP: 0.334, SLG: 0.491 (1, 2)	FC5									4	0	2	1	0	0	1					
<b>Chris Gomez, R</b> OBP: 0.358, SLG: 0.341 (1, 6)	FC5									2	1	0	0	2	0	2					
<b>Fernando Valenzuela, L</b> OBP: 0.116, SLG: 0.116 (5, PH) (6, 1)										2	0	0	0	0	1	1					
<b>Doug Descenzo, S</b> ERA: 7.59 (6, 1)										1	0	0	0	0	0	2					
<b>Sean Bergman, R</b> OBP: 0.100, SLG: 0.200 (7, PH) (8, 9)										0	0	0	0	0	0	0					
<b>Rob Deer, R</b> OBP: 0.359, SLG: 0.480 (8, 9)										1	0	0	0	0	1	0					
<b>Inning Stats</b>	R: 3 E: 0 K: 0 S: 15	H: 3 LOB: 2 BB: 2 P: 30	R: 1 E: 0 K: 1 S: 18	H: 2 LOB: 2 BB: 1 P: 31	R: 0 E: 0 K: 0 S: 6	H: 0 LOB: 1 BB: 1 P: 12	R: 0 E: 0 K: 0 S: 10	H: 1 LOB: 3 BB: 2 P: 20	R: 1 E: 0 K: 0 S: 6	H: 0 LOB: 0 BB: 1 P: 13	R: 0 E: 0 K: 1 S: 12	H: 1 LOB: 0 BB: 0 P: 15	R: 0 E: 0 K: 0 S: 4	H: 0 LOB: 0 BB: 0 P: 5	1B: 7 2B: 1 3B: 0 HR: 0	SF: 2 SAC: 0 DP: 0 HBP: 0	WP: 0 PB: 0 SB: 2 CS: 3	PA: 41			
<b>PITCHER</b>	IP	WLS	BF	H	R	ER	SO	BB	IBB	HBP	BLK	WP	HR	S	P	ERA	WHIP				
<b>Marc Valdes, R</b> ERA: 5.4 (4, 1)	3.2	L	8	1	1	1	0	3	0	0	0	0	0	12	25	6.75	3.000				
<b>Chris Hammond, L</b> ERA: 4.41 (6, 1)	2.0		7	1	1	0	1	1	0	0	0	0	0	18	28	0.00	1.000				
<b>Terry Mathews, R</b> ERA: 4.5 (8, 1)	1.0		3	0	0	0	0	0	0	0	0	0	0	4	5	0.00	0.000				

Batter	1	2	3	4	5	6	7	8	9	AB	R	H	RBI	BB	SO	LOB	TOP										
Rickey Henderson, R OBP: 0.413, SLG: 0.344	(1, 9) C G4-3	(1, 1) B G3-1							(3, 2) B G5-3	4	0	0	0	1	0	0	<b>San Diego Padres @ St. Louis Cardinals</b> Busch Stadium, St. Louis, MO Mon Aug 05 1996, 7:05 PM CDT Att: 28,653 - Unknown - 90 F										
Steve Finley, L OBP: 0.355, SLG: 0.522	(1, 8) C L3		(1, 1) C G4-3						(3, 2) B F8	3	0	0	0	1	0	3											
Ken Caminiti, S OBP: 0.384, SLG: 0.541	(1, 5) X HR		(2, 1) F G6-3						(1, 1) C G4-3	4	1	1	0	0	0	1											
Greg Vaughn, R OBP: 0.371, SLG: 0.558	(1, 7) B 1B		(1, 1) B L7						(3, 3) B K	4	1	1	2	0	1	1											
Rob Deer, R OBP: 0.359, SLG: 0.480	(8, 7) F HR								(1, 1) B 1B	0	0	0	0	0	0	0											
Wally Joyner, L OBP: 0.407, SLG: 0.443	(1, 3) B BB								(1, 2) B 1B	3	0	1	0	1	0	1											
John Flaherty, R OBP: 0.333, SLG: 0.486	(1, 2) B BB								(2, 2) B K	3	0	0	0	1	1	2											
Chris Gomez, R OBP: 0.357, SLG: 0.339	(1, 6) C G6-3								(3, 2) B F8	4	0	1	0	0	0	4											
Jody Reed, R OBP: 0.324, SLG: 0.287			(1, 3) C K						(1, 1) B G5-3	4	0	0	0	0	1	1											
Bob Tewksbury, R Arch Scott, R Willie Blair, R Scott Livingstone, L Dustin Hermanson, R Brian Johnson, R	(1, 1) C L7								(1, 2) B G4-3	1	0	0	0	0	0	0											
<b>Inning Stats</b>	R: 2 E: 0 K: 0 S: 13	H: 2 LOB: 2 BB: 2 P: 27	R: 0 E: 0 K: 1 S: 6	H: 0 LOB: 0 BB: 0 P: 8	R: 0 E: 0 K: 0 S: 6	H: 0 LOB: 0 BB: 0 P: 9	R: 0 E: 0 K: 0 S: 5	H: 0 LOB: 0 BB: 0 P: 8	R: 0 E: 0 K: 1 S: 9	H: 0 LOB: 0 BB: 0 P: 17	R: 0 E: 0 K: 0 S: 10	H: 0 LOB: 1 BB: 1 P: 15	R: 0 E: 0 K: 2 S: 13	H: 2 LOB: 3 BB: 1 P: 24	R: 0 E: 0 K: 2 S: 15	H: 1 LOB: 2 BB: 0 P: 23	R: 0 E: 0 K: 0 S: 7	H: 0 LOB: 0 BB: 0 P: 12	1B: 4 2B: 0 3B: 0 HR: 1	SF: 0 SAC: 0 DP: 0 HBP: 0	WP: 1 PB: 0 SB: 0 CS: 0	PA: 37					
<b>PITCHER</b>	IP	WLS	BF	H	R	ER	SO	BB	IBB	HBP	BLK	WP	HR	S	P	ERA	WHIP										
Andy Benes, R ERA: 4.01	(1, 1)	6.2	W	28	4	2	2	2	4	0	0	0	0	0	0	2.70	1.200										
Rick Honeycutt, L ERA: 3.51	(7, 1)	0.1	1	0	0	0	0	0	0	0	0	0	0	2	2	0.00	0.000										
Mark Petkovsek, R ERA: 4.11	(8, 1)	1.0	5	1	0	0	2	0	0	0	0	1	0	15	23	0.00	1.000										
Danny Jackson, L ERA:	(9, 1)	1.0	3	0	0	0	0	0	0	0	0	0	0	7	12	0.00	0.000										

AB 33  
R 2  
H 5  
RBI 2  
BB 4  
SO 4  
LOB 13



Batter	1	2	3	4	5	6	7	8	9	AB	R	H	RBI	BB	SO	LOB	BOTTOM										
Royce Clayton, R OBP: 0.326, SLG: 0.367	(1, 6) C G6-3								(2, 2) X G5-3	5	1	2	0	0	0	0	<b>San Diego Padres @ St. Louis Cardinals</b> Busch Stadium, St. Louis, MO Mon Aug 05 1996, 7:05 PM CDT Att: 28,653 - Unknown - 90 F										
Ray Lankford, L OBP: 0.356, SLG: 0.499	(1, 8) F K								(3, 2) B F7	5	1	1	1	0	3	1											
Ron Gant, R OBP: 0.375, SLG: 0.540	(1, 7) C F8								(3, 3) B K	4	0	0	0	0	1	2											
Brian Jordan, R OBP: 0.340, SLG: 0.499										4	2	3	0	0	0	0											
Mark Petkovsek, R OBP: 0.250, SLG: 0.182										0	0	0	0	0	0	0											
Danny Jackson, R										0	0	0	0	0	0	0											
John Mabry, L OBP: 0.357, SLG: 0.461										4	3	3	2	0	0	2											
Gary Gaetti, R OBP: 0.322, SLG: 0.447										3	1	2	3	1	1	0											
Tom Pagnozzi, R OBP: 0.324, SLG: 0.441										2	0	0	1	1	1	1											
Mike Gallego, R OBP: 0.243, SLG: 0.225										4	0	2	1	0	1	2											
Andy Benes, R OBP: 0.130, SLG: 0.189										3	0	0	0	0	3	4											
Rick Honeycutt, L										0	0	0	0	0	0	0											
Willie McGee, S OBP: 0.338, SLG: 0.387										1	0	0	0	0	0	0											
<b>Inning Stats</b>	R: 0 E: 0 K: 1 S: 8	H: 0 LOB: 0 BB: 0 P: 10	R: 2 E: 0 K: 1 S: 13	H: 3 LOB: 1 BB: 0 P: 18	R: 4 E: 0 K: 1 S: 19	H: 5 LOB: 2 BB: 1 P: 35	R: 0 E: 0 K: 1 S: 10	H: 2 LOB: 0 BB: 0 P: 12	R: 0 E: 0 K: 3 S: 10	H: 0 LOB: 1 BB: 1 P: 19	R: 0 E: 0 K: 2 S: 8	H: 0 LOB: 0 BB: 0 P: 13	R: 2 E: 0 K: 1 S: 12	H: 3 LOB: 0 BB: 0 P: 16	R: 0 E: 0 K: 0 S: 7	H: 0 LOB: 0 BB: 0 P: 9	1B: 8 2B: 5 3B: 0 HR: 1	SF: 1 SAC: 0 DP: 1 HBP: 0	WP: 0 PB: 0 SB: 1 CS: 0	PA: 38							
<b>PITCHER</b>	IP	WLS	BF	H	R	ER	SO	BB	IBB	HBP	BLK	WP	HR	S	P	ERA	WHIP										
Bob Tewksbury, R ERA: 4.25	(1, 1)	4.0	L	23	6	6	4	0	1	0	0	0	0	18	32	0.00	0.500										
Willie Blair, R ERA: 5.2	(5, 1)	2.0	7	0	0	0	5	1	0	0	0	0	0	19	25	9.00	1.500										
Dustin Hermanson, R ERA: 4.5	(7, 1)	2.0	8	3	2	2	1	0	0	0	0	0	0	19	25	9.00	1.500										

AB 35  
R 8  
H 13  
RBI 8  
BB 2  
SO 10  
LOB 12



Batter	1	2	3	4	5	6	7	8	9	AB	R	H	RBI	BB	SO	LOB	TOP							
Rickey Henderson, R OBP: 0.415, SLG: 0.345 Trevor Hoffman, R (9, 1)	1-2 1B		4-1 BB			4-2 CS BB			3-3 K	2	0	1	0	2	1	0								
Craig Shipley, R OBP: 0.370, SLG: 0.524	0-0 P3		3-2 P3			0-3 K			0-3 K	4	0	0	0	0	0	2	3							
Steve Finley, L OBP: 0.356, SLG: 0.522	2-1 SAFE 1B			1-2 P3		3-3 K			0-0 1B	4	0	2	0	0	1	1								
Ken Caminiti, S OBP: 0.383, SLG: 0.545	1-0 L5			1-0 HR			2-1 F7		1-1 SAFE F7	4	1	1	1	0	0	2								
Greg Vaughn, R OBP: 0.371, SLG: 0.555		2-1 G5-3		4-1 CS BB		0-0 P5				2	0	0	0	1	0	0								
Wally Joyner, L OBP: 0.403, SLG: 0.438		3-2 F9		3-3 K		0-0 P6				3	0	0	0	0	1	1								
John Flaherty, R OBP: 0.333, SLG: 0.483		0-1 P4			2-0 G4-3				4-2 CS BB	2	0	0	0	1	0	0								
Jody Reed, R OBP: 0.322, SLG: 0.285			2-2 F8		1-0 F8				3-2 K	3	0	0	0	0	1	1								
Tim Worrell, R OBP: 0.133, SLG: 0.071 Tony Gwynn, L OBP: 0.305, SLG: 0.437 Doug Bochtler, R (8, PH) Doug Dascenzo, S (9, 9)			0-0 L4		1-3 K				1-0 G4-3	2	0	0	0	0	1	0								
<b>Inning Stats</b>	R: 0 E: 0 K: 0 S: 7	H: 2 LOB: 1 BB: 0 P: 11	R: 0 E: 0 K: 0 S: 7	H: 0 LOB: 0 BB: 0 P: 12	R: 0 E: 0 K: 0 S: 8	H: 0 LOB: 1 BB: 1 P: 17	R: 1 E: 0 K: 1 S: 10	H: 1 LOB: 1 BB: 1 P: 19	R: 0 E: 0 K: 2 S: 5	H: 0 LOB: 0 BB: 0 P: 9	R: 0 E: 0 K: 0 S: 10	H: 0 LOB: 1 BB: 1 P: 17	R: 0 E: 0 K: 0 S: 4	H: 0 LOB: 0 BB: 0 P: 6	R: 0 E: 0 K: 1 S: 7	H: 0 LOB: 0 BB: 1 P: 14	R: 0 E: 0 K: 2 S: 9	H: 1 LOB: 1 BB: 0 P: 13	1B: 3 2B: 2 3B: 0 HR: 1	SF: 0 SAC: 0 DP: 2 HBP: 0	WP: 0 PB: 0 SB: 0 CS: 3	PA: 31		
<b>PITCHER</b>	IP WLS BF H R ER SO BB IBB HBP BLK WP HR S P ERA WHIP	7.0 L 24 3 1 1 4 3 0 0 0 0 1 51 91 1.29 0.857	2.0 7 1 0 0 3 1 0 0 0 0 0 16 27 0.00 1.000																					

San Diego Padres @ St. Louis Cardinals  
 Busch Stadium, St. Louis, MO  
 Tue Aug 06 1996, 7:05 PM CDT  
 Att: 25,782 - Unknown - 93 F

AB 27  
 R 1  
 H 4  
 RBI 1  
 BB 4  
 SO 7  
 LOB 8



Batter	1	2	3	4	5	6	7	8	9	AB	R	H	RBI	BB	SO	LOB	BOTTOM					
Royce Clayton, R OBP: 0.325, SLG: 0.364	3-2 P2				2-0 F7		4-2 S BB			3	0	0	0	1	1	2						
Ray Lankford, L OBP: 0.353, SLG: 0.494	2-3 K		0-1 G4-3		3-2 P2		0-3 K		1-2 K	4	0	0	0	0	2	1						
Ron Gant, R OBP: 0.377, SLG: 0.540	0-2 1B		2-1 E S 1B		3-3 K				3-3 K	4	0	2	0	0	2	0						
Brian Jordan, R OBP: 0.339, SLG: 0.496	0-0 1B		1-1 SAFE F8		2-2 G6-3				1-1 F9	4	0	1	0	0	0	1						
John Mabry, L OBP: 0.356, SLG: 0.461	1-0 G3		3-3 K		1-1 FC6-5 2B				3-3 K	4	0	1	0	0	2	3						
Gary Gaetti, R OBP: 0.316, SLG: 0.442		1-2 F7		1-0 F8		3-2 FC6-5 FC5-4			1-2 G1	4	0	0	0	0	0	1						
Tom Pagnozzi, R OBP: 0.322, SLG: 0.442		3-2 F9 2B		1-2 F7		0-1 FC5-4			0-1 L9	4	0	1	0	0	0	1						
Mike Gallego, R OBP: 0.247, SLG: 0.219 Willie McGee, S OBP: 0.336, SLG: 0.385		0-0 F9		2-2 HBP		1-3 K			0-1 G3	2	0	0	0	0	1	1						
Donovan Osborne, S OBP: 0.196, SLG: 0.205 T.J. Mathews, R (8, 1)		4-2 BB		2-1 P4		1-0 L7				2	0	0	0	1	0	1						
<b>Inning Stats</b>	R: 0 E: 0 K: 1 S: 12	H: 2 LOB: 2 BB: 0 P: 18	R: 0 E: 0 K: 1 S: 16	H: 1 LOB: 1 BB: 1 P: 25	R: 0 E: 0 K: 1 S: 12	H: 1 LOB: 1 BB: 0 P: 17	R: 0 E: 0 K: 0 S: 8	H: 0 LOB: 1 BB: 0 P: 14	R: 0 E: 0 K: 1 S: 8	H: 0 LOB: 0 BB: 0 P: 16	R: 0 E: 0 K: 2 S: 9	H: 0 LOB: 1 BB: 1 P: 15	R: 0 E: 0 K: 2 S: 8	H: 0 LOB: 0 BB: 0 P: 15	R: 0 E: 0 K: 0 S: 7	H: 0 LOB: 0 BB: 0 P: 8	1B: 3 2B: 2 3B: 0 HR: 0	SF: 0 SAC: 0 DP: 0 HBP: 1	WP: 0 PB: 0 SB: 2 CS: 0	PA: 35		
<b>PITCHER</b>	IP WLS BF H R ER SO BB IBB HBP BLK WP HR S P ERA WHIP	7.0 W 29 5 0 0 0 2 0 0 0 0 0 8 15 0.00 0.000	1.0 3 0 0 0 2 0 0 0 0 0 0 0 8 15 0.00 0.000	1.0 S 3 0 0 0 0 0 0 0 0 0 0 7 8 0.00 0.000																		

San Diego Padres @ St. Louis Cardinals  
 Busch Stadium, St. Louis, MO  
 Tue Aug 06 1996, 7:05 PM CDT  
 Att: 25,782 - Unknown - 93 F

AB 32  
 R 0  
 H 5  
 RBI 0  
 BB 2  
 SO 8  
 LOB 11



Batter	1	2	3	4	5	6	7	8	9	AB	R	H	RBI	BB	SO	LOB	TOP										
Rickey Henderson, R OBP: 0.412, SLG: 0.341 Doug Dascenzo, S (1, 9)										4	0	0	0	0	3	2											
Chris Gomez, R OBP: 0.355, SLG: 0.336 (1, 6)										3	0	0	0	1	0	2											
Steve Finley, L OBP: 0.355, SLG: 0.520 (1, 8)										4	0	1	0	0	0	1											
Ken Caminiti, S OBP: 0.379, SLG: 0.540 (1, 5)										4	0	0	0	0	2	1											
Greg Vaughn, R OBP: 0.372, SLG: 0.552 (1, 7)										2	0	0	0	1	0	1											
Wally Joyner, L OBP: 0.407, SLG: 0.438 (1, 3)										2	0	1	0	2	0	1											
John Flaherty, R OBP: 0.329, SLG: 0.477 (1, 2)										4	0	0	0	0	0	6											
Jody Reed, R OBP: 0.321, SLG: 0.284 (1, 4)											4	0	1	0	0	1											
Joey Hamilton, R OBP: 0.154, SLG: 0.176 Doug Bochtler, R (9, 1)										2	0	1	0	0	1	0											
<b>Inning Stats</b>	R: 0 E: 0 K: 1 S: 7	H: 0 LOB: 0 BB: 1 P: 14	R: 0 E: 0 K: 1 S: 11	H: 0 LOB: 1 BB: 1 P: 19	R: 0 E: 0 K: 0 S: 10	H: 1 LOB: 1 BB: 0 P: 16	R: 0 E: 0 K: 0 S: 9	H: 0 LOB: 2 BB: 2 P: 21	R: 0 E: 0 K: 1 S: 7	H: 2 LOB: 2 BB: 0 P: 14	R: 0 E: 0 K: 2 S: 7	H: 0 LOB: 0 BB: 0 P: 11	R: 0 E: 0 K: 1 S: 14	H: 0 LOB: 0 BB: 0 P: 18	R: 0 E: 0 K: 0 S: 5	H: 0 LOB: 1 BB: 0 P: 9	1B: 4 2B: 0 3B: 0 HR: 0	SF: 0 SAC: 1 DP: 0 HBP: 1	WP: 0 PB: 0 SB: 0 CS: 1	PA: 35							
<b>PITCHER</b>	IP	WLS	BF	H	R	ER	SO	BB	IBB	HBP	BLK	WP	HR	S	P	ERA	WHIP										
Todd Stottlemyre, R ERA: 3.58 Mark Petkovsek, R ERA: 4.03	(1, 1)	8.0	31	4	0	0	6	4	0	0	0	0	0	74	122	0.00	1.000										

San Diego Padres @ St. Louis Cardinals  
 Busch Stadium, St. Louis, MO  
 Wed Aug 07 1996, 7:05 PM CDT  
 Att: 24,823 - Unknown - 91 F

AB	29
R	0
H	4
RBI	0
BB	4
SO	6
LOB	15

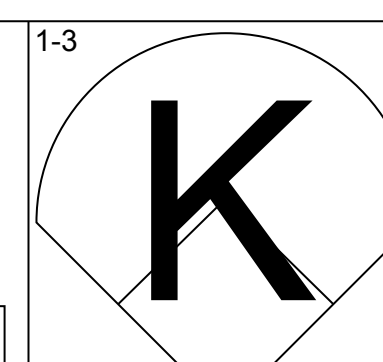
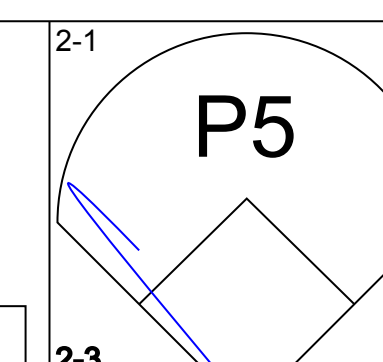
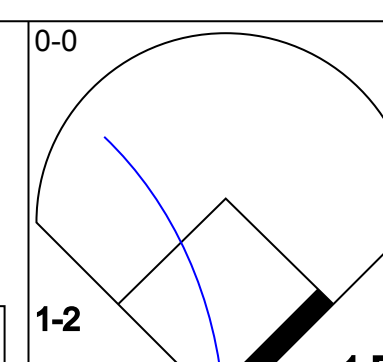
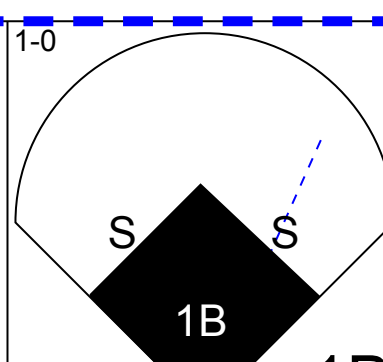
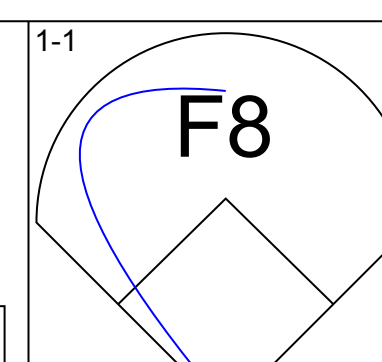
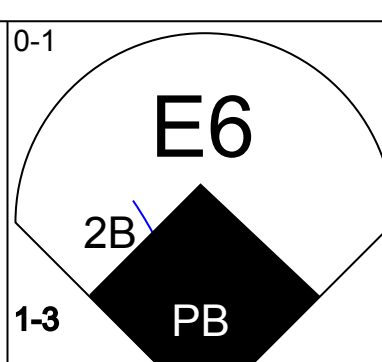
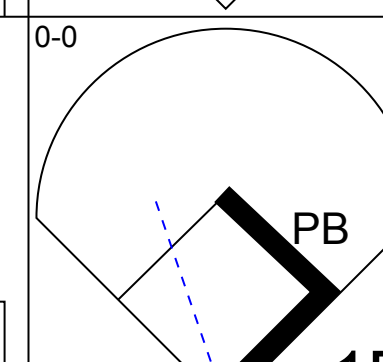
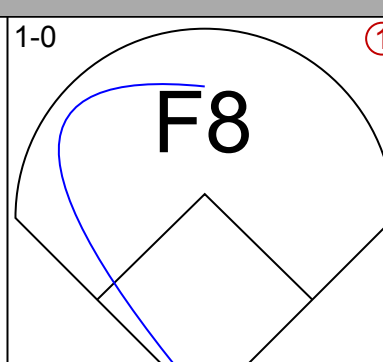
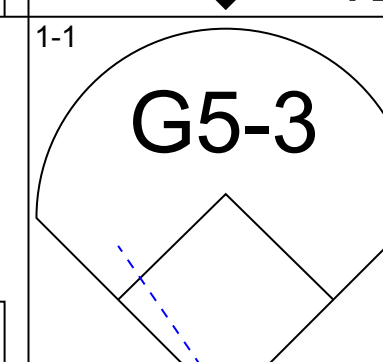
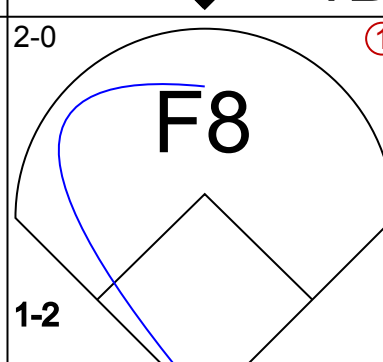
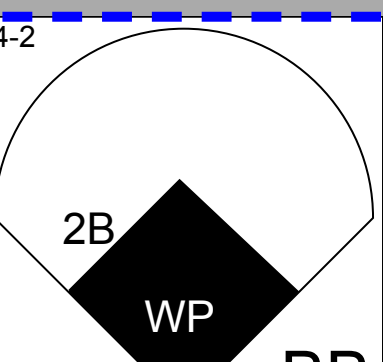
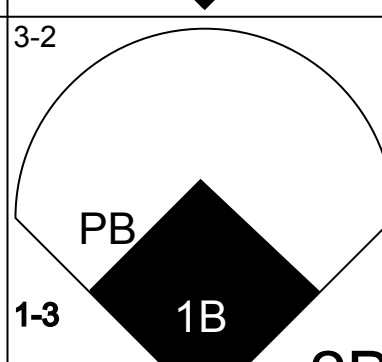
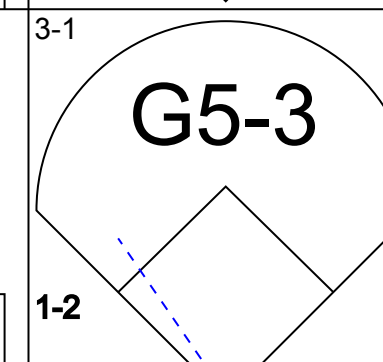

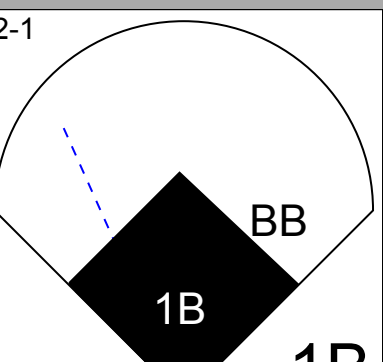
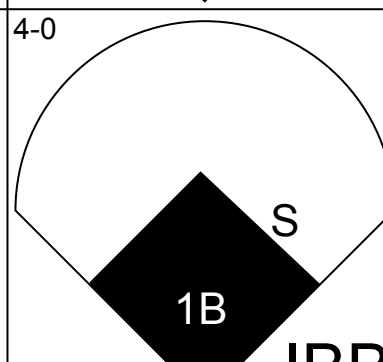
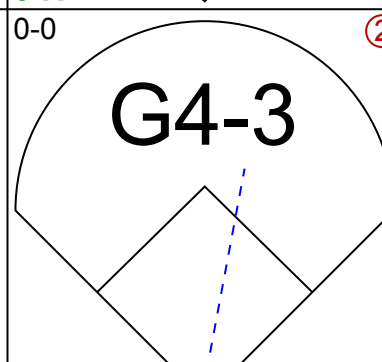
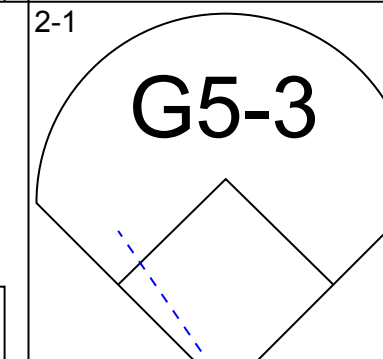
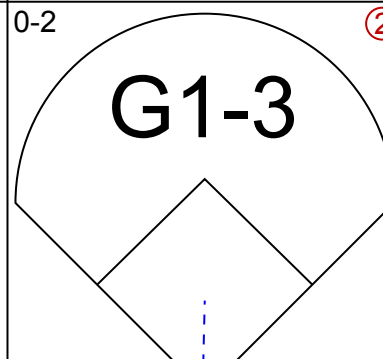
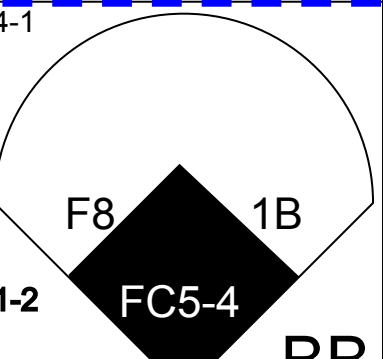
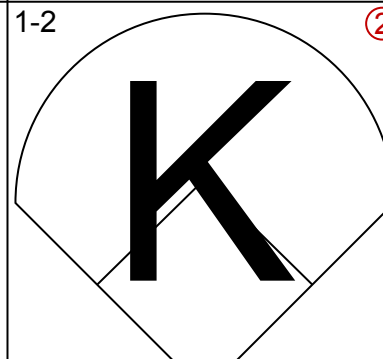
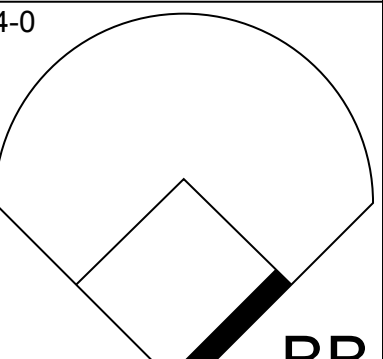
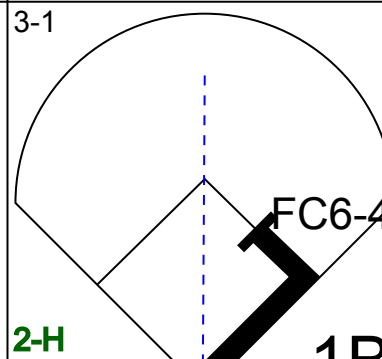
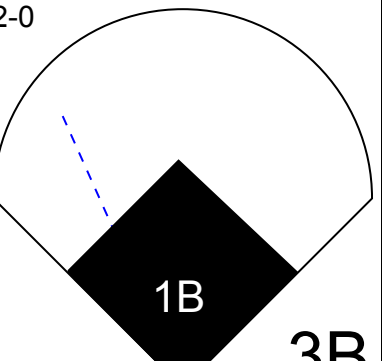
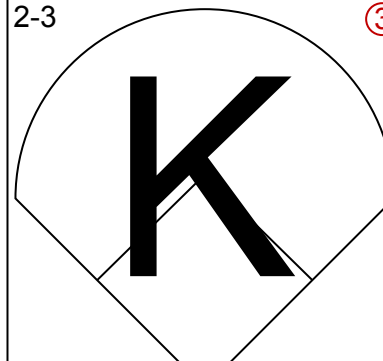
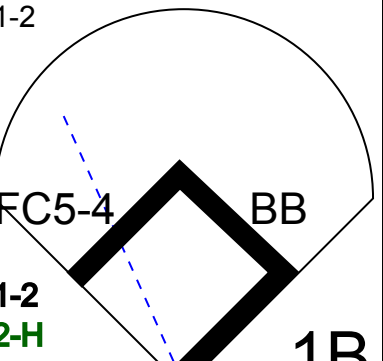
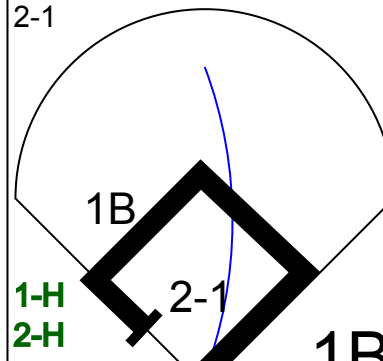
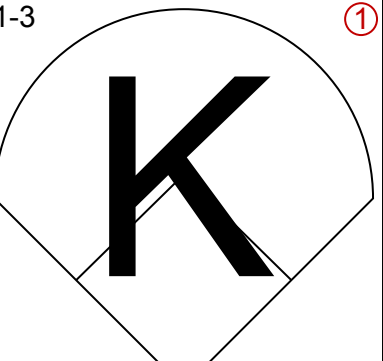
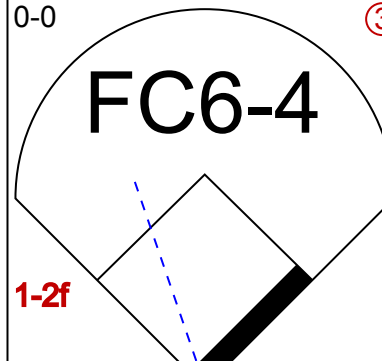
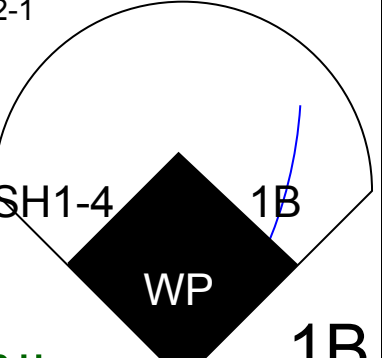
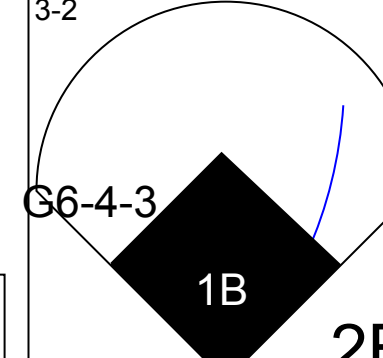
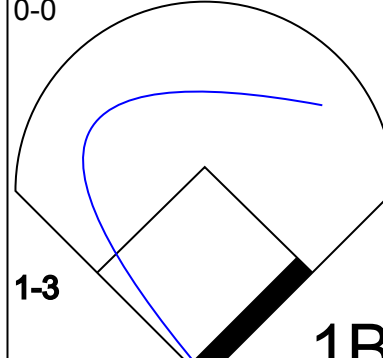
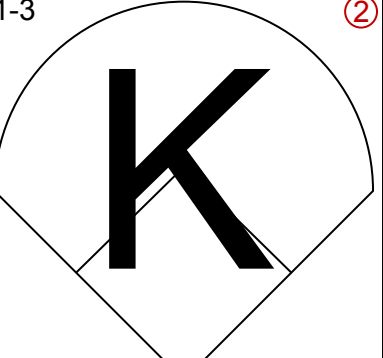
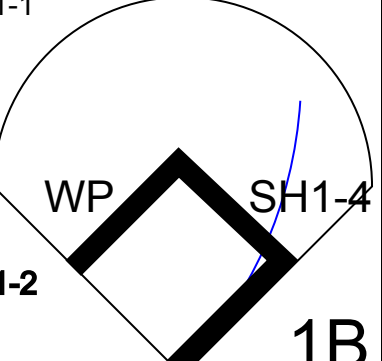
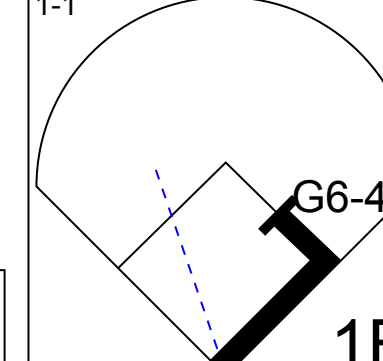
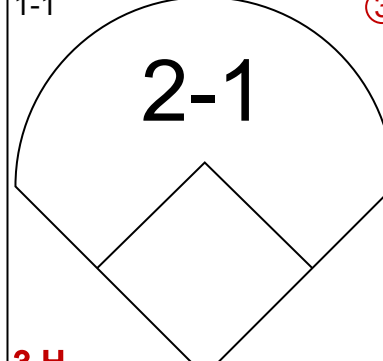
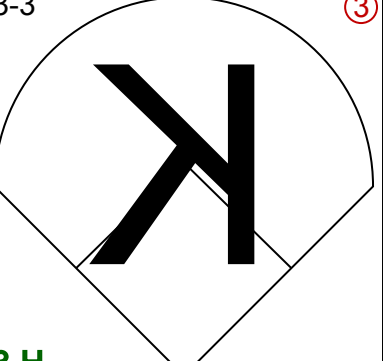
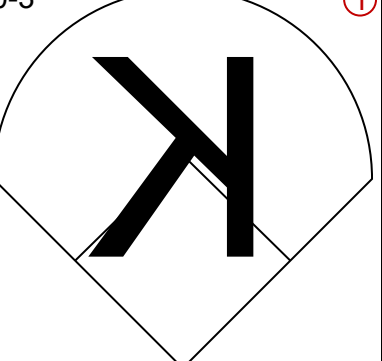
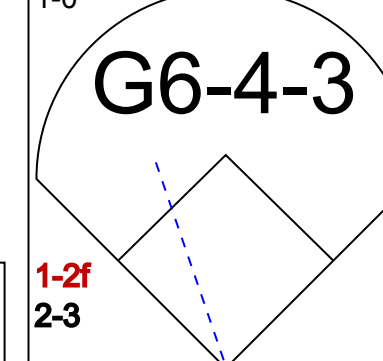

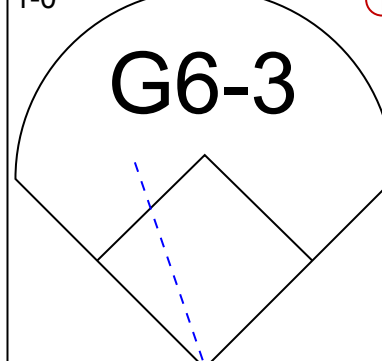
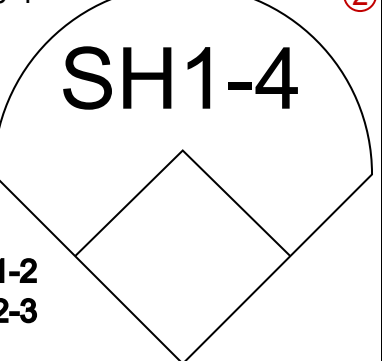
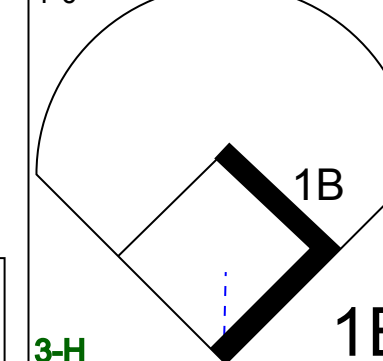

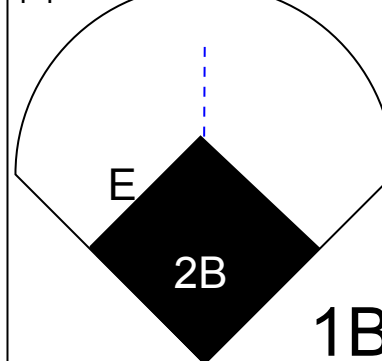
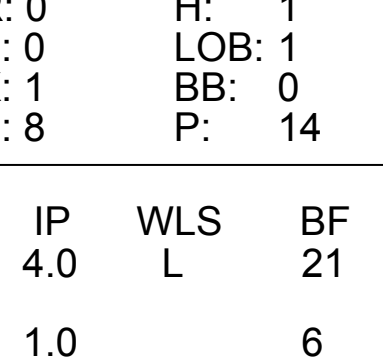
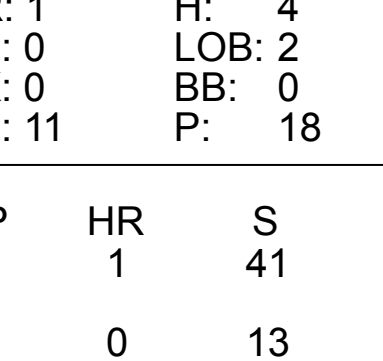
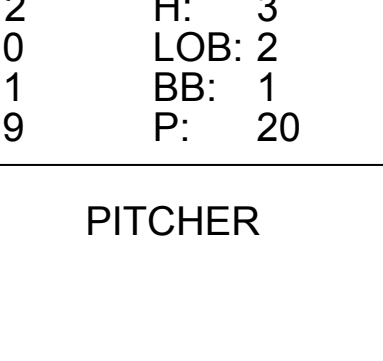
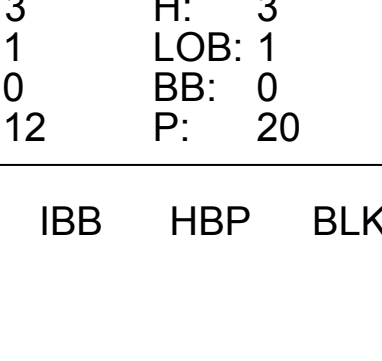


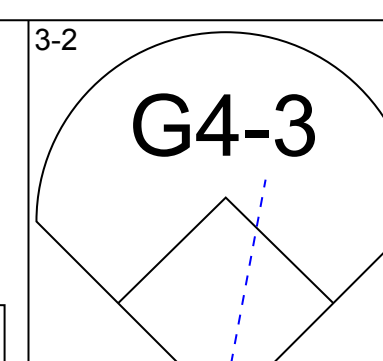
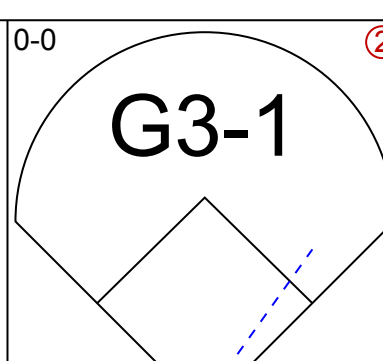
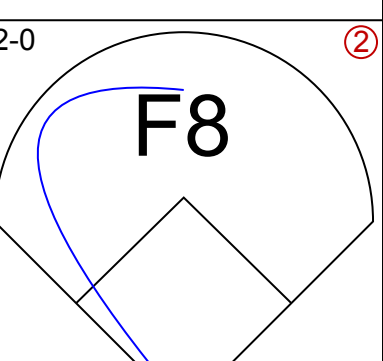
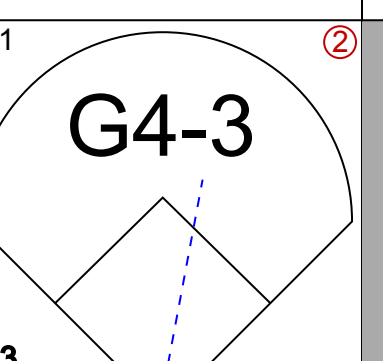
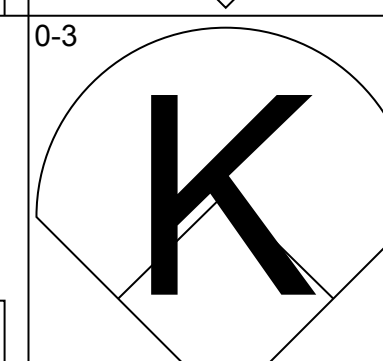
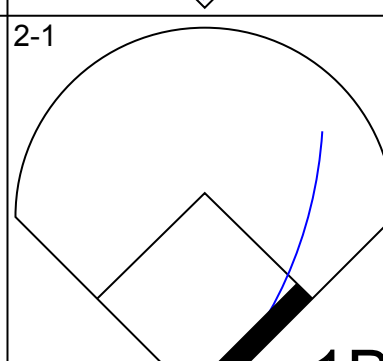
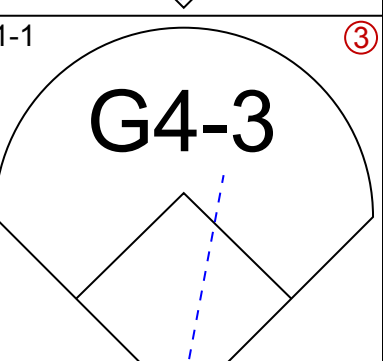
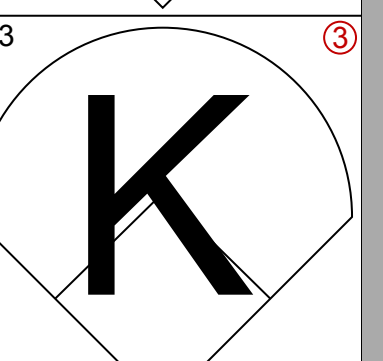
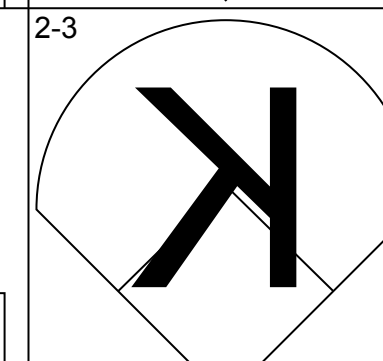
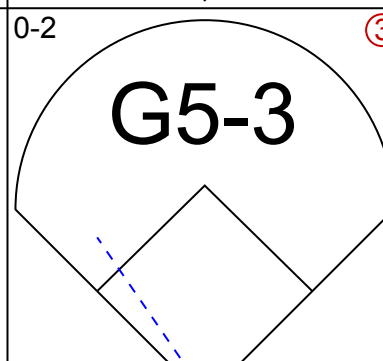
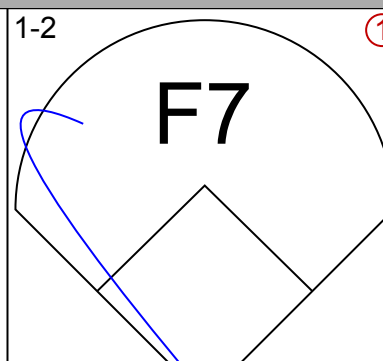
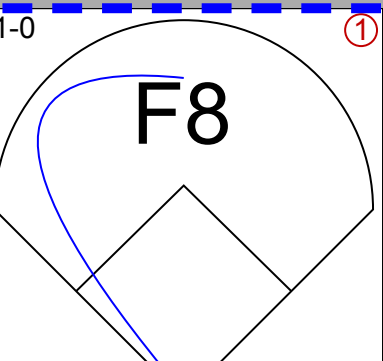
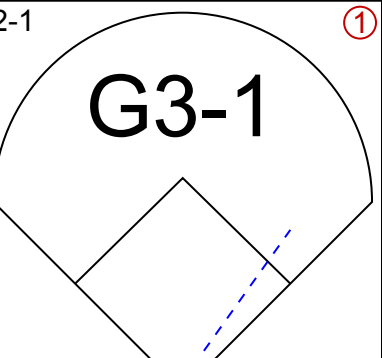
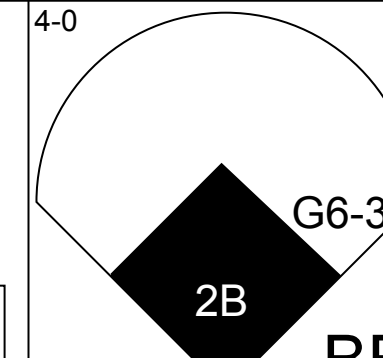
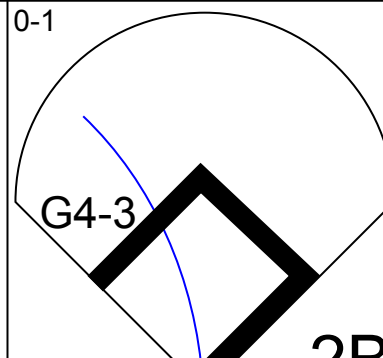
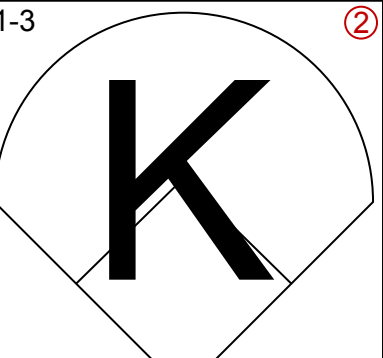
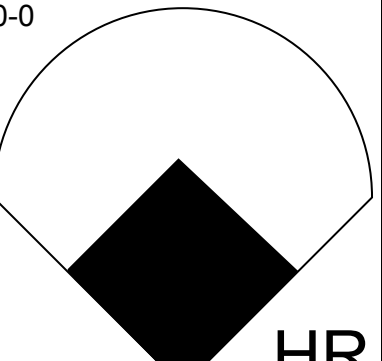
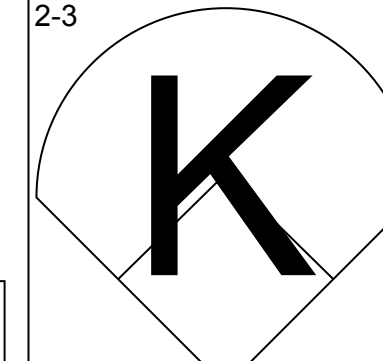
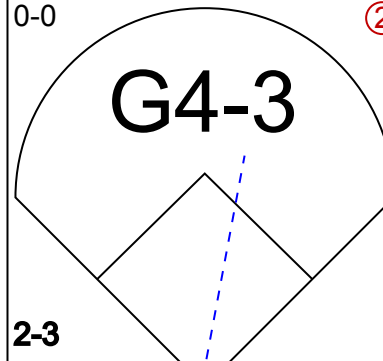
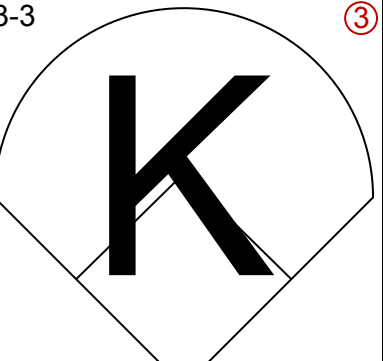
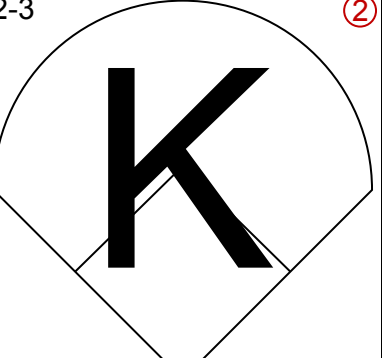
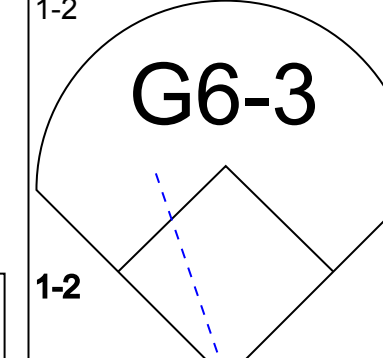
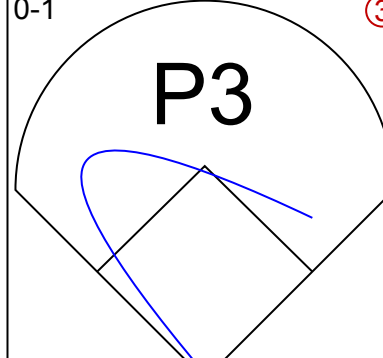
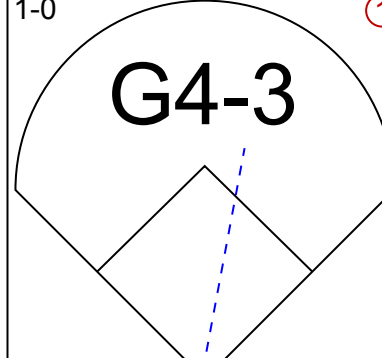
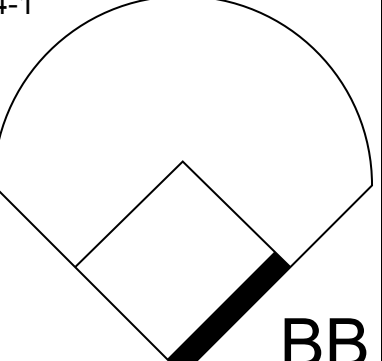
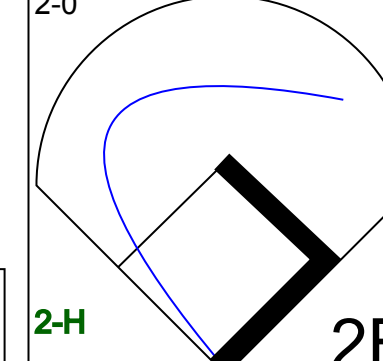
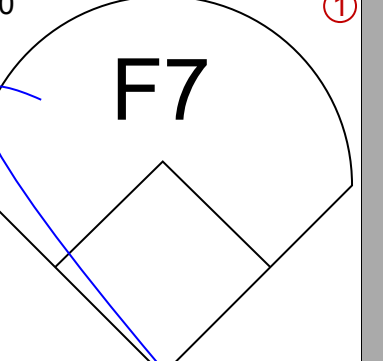
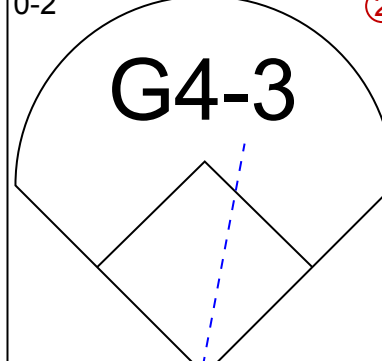
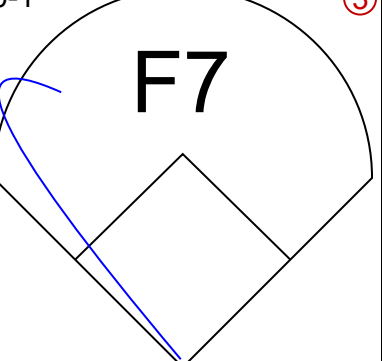
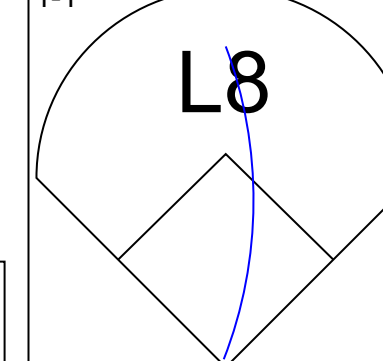
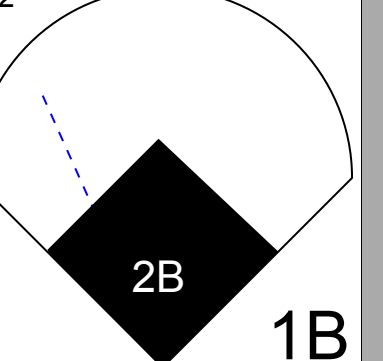
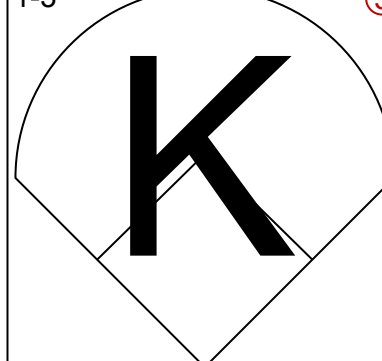

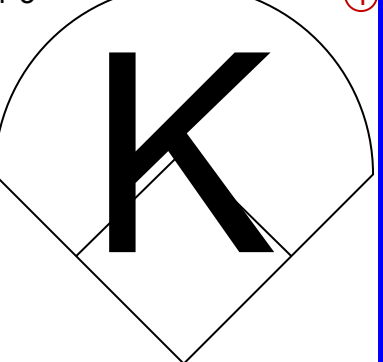
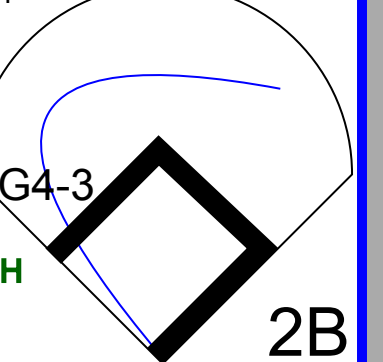

Batter	1	2	3	4	5	6	7	8	9	AB	R	H	RBI	BB	SO	LOB	BOTTOM												
Ozzie Smith, S OBP: 0.340, SLG: 0.324 (1, 6)										3	0	0	0	0	0	2													
Ray Lankford, L OBP: 0.354, SLG: 0.492 (1, 8)										3	0	1	0	1	1	1													
Willie McGee, S OBP: 0.331, SLG: 0.378 (1, 7)										4	0	0	0	0	0	4													
Brian Jordan, R OBP: 0.336, SLG: 0.490 (1, 9)										4	0	0	0	0	0	3													
John Mabry, L OBP: 0.357, SLG: 0.463 (1, 3)										3	0	1	0	1	1	0													
Gary Gaetti, R OBP: 0.320, SLG: 0.450 (1, 5)										3	1	1	1	1	1	1													
Tom Pagnozzi, R OBP: 0.319, SLG: 0.437 (1, 2)										3	0	0	0	0	1	3													
Mike Gallego, R OBP: 0.263, SLG: 0.227 (1, 4)										2	0	1	0	1	0	0													
Todd Stottlemyre, L OBP: 0.345, SLG: 0.255 Mark Sweeney, L OBP: 0.379, SLG: 0.390 Mark Petkovsek, R OBP: 0.250, SLG: 0.182	(1, 1)	(8, PH)	(9, 1)							1	0	1	0	0	0	0													
<b>Inning Stats</b>	R: 0 E: 0 K: 1 S: 8	H: 0 LOB: 0 BB: 0 P: 13	R: 0 E: 0 K: 1 S: 7	H: 1 LOB: 1 BB: 1 P: 12	R: 0 E: 0 K: 0 S: 6	H: 1 LOB: 1 BB: 0 P: 8	R: 0 E: 0 K: 0 S: 5	H: 0 LOB: 0 BB: 0 P: 9	R: 0 E: 0 K: 0 S: 7	H: 0 LOB: 0 BB: 0 P: 10	R: 0 E: 0 K: 0 S: 8	H: 2 LOB: 1 BB: 0 P: 12	R: 0 E: 0 K: 0 S: 9	H: 0 LOB: 1 BB: 1 P: 15	R: 0 E: 0 K: 0 S: 6	H: 0 LOB: 3 BB: 2 P: 15	R: 1 E: 0 K: 1 S: 7	H: 1 LOB: 0 BB: 0 P: 10	1B: 3 2B: 1 3B: 0 HR: 1	SF: 0 SAC: 3 DP: 1 HBP: 0	WP: 1 PB: 0 SB: 0 CS: 2	PA: 33							
<b>PITCHER</b>	IP	WLS	BF	H	R	ER	SO	BB	IBB	HBP	BLK	WP	HR	S	P	ERA	WHIP												
Joey Hamilton, R ERA: 4.32 Doug Bochtler, R ERA: 3.39	(1, 1)	(9, 1)	0.1	L	2	1	1	1	1	0	0	0	0	0	1	7	10	27.00	3.000										

San Diego Padres @ St. Louis Cardinals  
 Busch Stadium, St. Louis, MO  
 Wed Aug 07 1996, 7:05 PM CDT  
 Att: 24,823 - Unknown - 91 F

AB	26
R	1
H	5
RBI	1
BB	4
SO	4
LOB	14



Batter	1	2	3	4	5	6	7	8	9	AB	R	H	RBI	BB	SO	LOB	TOP					
Steve Finley, L (1, 8) OBP: 0.355, SLG: 0.518										6	2	2	0	0	1	3	<b>San Diego Padres @ Pittsburgh Pirates</b> Three Rivers Stadium, Pittsburgh, PA Thu Aug 08 1996, 7:05 PM EDT Alt: 8,388 - Unknown - 75 F <a href="http://livebaseballscorecards.com">livebaseballscorecards.com</a>					
Tony Gwynn, L (1, 9) OBP: 0.394, SLG: 0.436 Rickey Henderson, R (4, 9) OBP: 0.414, SLG: 0.344										3	0	1	0	0	0	2						
Ken Caminiti, S (1, 5) OBP: 0.383, SLG: 0.551 Scott Livingstone, L (9, 5) OBP: 0.313, SLG: 0.364										5	3	3	1	1	0	3						
Greg Vaughn, R (1, 7) OBP: 0.373, SLG: 0.549 Sean Bergman, R (9, 1) OBP: 0.100, SLG: 0.200										4	1	1	1	2	1	3						
Archi Cianfrocco, R (1, 3) OBP: 0.315, SLG: 0.406										6	1	3	3	0	2	4						
Brian Johnson, R (1, 2) OBP: 0.313, SLG: 0.474										5	2	3	1	0	1	5						
Chris Gomez, R (1, 6) OBP: 0.359, SLG: 0.338										4	0	2	0	1	1	2						
Jody Reed, R (1, 4) OBP: 0.320, SLG: 0.283										5	0	1	1	0	1	6						
Scott Sanders, R (1, 1) OBP: 0.235, SLG: 0.313 Dario Veras, R (8, 1)										2	0	1	1	0	1	2						
Doug Descenzo, S (9, PH) OBP: 0.250, SLG: 0.250										1	1	1	0	0	0	0						
<b>Inning Stats</b>	R: 0 E: 0 K: 1 S: 8	H: 1 LOB: 1 BB: 0 P: 14	R: 2 E: 0 K: 1 S: 12	H: 3 LOB: 1 BB: 0 P: 19	R: 1 E: 0 K: 1 S: 8	H: 1 LOB: 0 BB: 0 P: 11	R: 1 E: 0 K: 0 S: 11	H: 4 LOB: 2 BB: 0 P: 18	R: 2 E: 0 K: 1 S: 15	H: 2 LOB: 2 BB: 2 P: 28	R: 2 E: 0 K: 1 S: 9	H: 3 LOB: 1 BB: 1 P: 20	R: 0 E: 0 K: 0 S: 8	H: 1 LOB: 1 BB: 0 P: 11	R: 1 E: 0 K: 3 S: 13	H: 1 LOB: 2 BB: 2 P: 27	R: 3 E: 1 K: 0 S: 12	H: 3 LOB: 1 BB: 0 P: 20	1B: 14 2B: 3 3B: 1 HR: 1	SF: 0 SAC: 2 DP: 1 HBP: 0	WP: 2 PB: 2 SB: 3 CS: 0	PA: 50
<b>PITCHER</b>	IP	WLS	BF	H	R	ER	SO	BB	IBB	HBP	BLK	WP	HR	S	P	ERA	WHIP					
Chris Peters, L (1, 1) ERA: 7.83	4.0	L	21	10	5	5	3	0	0	0	0	1	1	41	66	11.25	2.500					
Ramon Morel, R (5, 1) ERA: 3.69	1.0		6	1	1	1	1	2	0	0	0	0	0	13	24	9.00	3.000					
David Wainhouse, R (6, 1) ERA: 9.0	2.0		11	4	2	2	1	0	1	0	0	0	0	17	31	9.00	2.000					
Matt Ruebel, L (8, 1) ERA: 5.09	2.0		13	4	4	1	3	2	0	0	0	1	0	25	47	4.50	3.000					

Batter	1	2	3	4	5	6	7	8	9	AB	R	H	RBI	BB	SO	LOB	BOTTOM					
Nelson Liriano, S (1, 6) OBP: 0.300, SLG: 0.390										4	0	0	0	0	0	1	<b>San Diego Padres @ Pittsburgh Pirates</b> Three Rivers Stadium, Pittsburgh, PA Thu Aug 08 1996, 7:05 PM EDT Alt: 8,388 - Unknown - 75 F <a href="http://livebaseballscorecards.com">livebaseballscorecards.com</a>					
Al Martin, L (1, 7) OBP: 0.341, SLG: 0.448										4	0	1	0	0	2	1						
Jeff King, R (1, 4) OBP: 0.333, SLG: 0.492										4	0	0	0	0	1	1						
Mark Johnson, L (1, 3) OBP: 0.358, SLG: 0.532										3	1	1	0	1	1	0						
Dave Clark, L (1, 9) OBP: 0.372, SLG: 0.469										4	1	1	1	0	2	2						
Charlie Hayes, R (1, 5) OBP: 0.303, SLG: 0.384										4	0	0	0	0	1	2						
Mike Kingery, L (1, 8) OBP: 0.310, SLG: 0.336										3	0	1	1	1	0	0						
1B Jason Kendall, R (1, 2) OBP: 0.352, SLG: 0.392										4	1	1	0	0	1	2						
Chris Peters, L (1, 1) ERA: 4.02 Trey Beamon, L (5, PH) OBP: 0.395, SLG: 0.492 David Wainhouse, L (8, 1) John Wehner, R (7, PH) OBP: 0.371, SLG: 0.352 Matt Ruebel, L (8, 1) OBP: 0.300, SLG: 0.222										1	0	0	0	0	1	0						
<b>Inning Stats</b>	R: 0 E: 0 K: 2 S: 9	H: 0 LOB: 0 BB: 0 P: 14	R: 1 E: 0 K: 1 S: 9	H: 1 LOB: 1 BB: 1 P: 17	R: 0 E: 0 K: 1 S: 10	H: 1 LOB: 1 BB: 0 P: 12	R: 1 E: 0 K: 1 S: 9	H: 1 LOB: 1 BB: 1 P: 19	R: 0 E: 0 K: 0 S: 7	H: 0 LOB: 0 BB: 0 P: 11	R: 0 E: 0 K: 0 S: 8	H: 1 LOB: 1 BB: 0 P: 9	R: 1 E: 0 K: 1 S: 11	H: 2 LOB: 1 BB: 0 P: 18	R: 0 E: 0 K: 2 S: 8	H: 0 LOB: 0 BB: 0 P: 13		R: 0 E: 0 K: 1 S: 7	H: 0 LOB: 0 BB: 0 P: 9	1B: 2 2B: 3 3B: 0 HR: 1	SF: 0 SAC: 0 DP: 0 HBP: 0	WP: 0 PB: 0 SB: 0 CS: 0
<b>PITCHER</b>	IP	WLS	BF	H	R	ER	SO	BB	IBB	HBP	BLK	WP	HR	S	P	ERA	WHIP					
Scott Sanders, R (1, 1) ERA: 4.02	7.0	W	29	6	3	3	7	2	0	0	0	0	0	63	100	3.86	1.143					
Dario Veras, R (8, 1) ERA: 3.89	1.0		3	0	0	0	2	0	0	0	0	0	0	8	13	0.00	0.000					
Sean Bergman, R (9, 1) ERA: 4.67	1.0		3	0	0	0	1	0	0	0	0	0	0	7	9	0.00	0.000					

Batter	1	2	3	4	5	6	7	8	9	AB	R	H	RBI	BB	SO	LOB	TOP				
Steve Finley, L (1, 8) OBP: 0.351, SLG: 0.512	G6-3		P8	K		G1-3			G4-3	5	0	0	0	0	1	2	<b>San Diego Padres @ Pittsburgh Pirates</b> Three Rivers Stadium, Pittsburgh, PA Fri Aug 09 1996, 7:05 PM EDT Att: 30,066 - Unknown - 78 F <a href="http://livebaseballscorecards.com">livebaseballscorecards.com</a>				
Tony Gwynn, L (1, 9) OBP: 0.390, SLG: 0.440 Rickey Henderson, R (7, PH) OBP: 0.413, SLG: 0.343	3B	1B	G4-3		G4-3		CS	2B	K	4	1	2	0	0	0	0					
Ken Caminiti, S (1, 5) OBP: 0.384, SLG: 0.554	1-H	3B	G5-3		G4-3		CS	BB		3	0	1	1	1	0	0					
Greg Vaughn, R (1, 7) OBP: 0.374, SLG: 0.555	K			HR	BB		CS	BB	K	3	1	1	1	1	2	3					
Wally Joyner, L (1, 3) OBP: 0.408, SLG: 0.437	F7		G4-3	2B	1B		FC6-4	BB	G2	3	1	1	0	1	0	3					
John Flaherty, R (1, 2) OBP: 0.325, SLG: 0.470		F8	K		FC6-4			G5-3		4	0	0	0	0	1	3					
Craig Shipley, R (1, 4) OBP: 0.360, SLG: 0.500	S	1B	G4-3				G4-3		G5-3	4	0	1	0	0	0	1					
Chris Gomez, R (1, 6) OBP: 0.356, SLG: 0.340	F8		F8	1B	2B		P4		F9	4	1	1	1	0	0	1					
Fernando Valenzuela, L (1, 1) OBP: 0.152, SLG: 0.174 Doug Bochler, R (8, 1) Trevor Hoffman, R (8, 1) Jody Reed, R (8, 4) OBP: 0.319, SLG: 0.282	L6		L6		1B				G6-3	3	0	2	1	0	0	1					
<b>Inning Stats</b>	R: 1 E: 0 K: 1 S: 11	H: 2 LOB: 1 BB: 0 P: 19	R: 0 E: 0 K: 0 S: 10	H: 1 LOB: 1 BB: 0 P: 14	R: 0 E: 0 K: 0 S: 8	H: 0 LOB: 0 BB: 0 P: 12	R: 3 E: 0 K: 2 S: 16	H: 4 LOB: 1 BB: 0 P: 27	R: 0 E: 0 K: 0 S: 7	H: 0 LOB: 2 BB: 2 P: 17	R: 0 E: 0 K: 1 S: 13	H: 1 LOB: 2 BB: 1 P: 23	R: 0 E: 0 K: 0 S: 5	H: 0 LOB: 0 BB: 0 P: 8	R: 0 E: 0 K: 1 S: 5	H: 0 LOB: 0 BB: 0 P: 7		1B: 4 2B: 3 3B: 1 HR: 1	SF: 0 SAC: 0 DP: 0 HBP: 0	WP: 0 PB: 0 SB: 1 CS: 2	PA: 38
<b>PITCHER</b>	IP	WLS	BF	H	R	ER	SO	BB	IBB	HBP	BLK	WP	HR	S	P	ERA	WHIP				
Dan Miceli, R (1, 1) ERA: 4.94	5.0	L	24	7	4	4	3	2	0	0	0	0	1	52	89	7.20	1.800				
John Ericks, R (8, 1) ERA: 6.93	2.0		8	2	0	0	1	1	0	0	0	0	0	23	38	0.00	1.500				
67 Francisco Cordova, R (8, 1) ERA: 4.02	2.0		6	0	0	0	1	0	0	0	0	0	0	10	15	0.00	0.000				

Batter	1	2	3	4	5	6	7	8	9	AB	R	H	RBI	BB	SO	LOB	BOTTOM				
Jermaine Allensworth, R (1, 8) OBP: 0.365, SLG: 0.328	G4-6-3		HR		G5-3			G6-3		4	1	2	1	0	0	0	<b>San Diego Padres @ Pittsburgh Pirates</b> Three Rivers Stadium, Pittsburgh, PA Fri Aug 09 1996, 7:05 PM EDT Att: 30,066 - Unknown - 78 F <a href="http://livebaseballscorecards.com">livebaseballscorecards.com</a>				
Al Martin, L (1, 7) OBP: 0.342, SLG: 0.446	F7		S	BB	G3-1		WP	DI	BB	2	0	0	0	2	0	1					
John Wehner, R (1, 4) OBP: 0.263, SLG: 0.340 Mark Johnson, L (8, PH) OBP: 0.361, SLG: 0.532	G4-6-3		K				SAFE	BB	BB	3	0	0	0	0	2	2					
Jeff King, R (1, 3) OBP: 0.335, SLG: 0.493			FC6-4	BB			F7		K	3	0	1	0	1	1	2					
Charlie Hayes, R (1, 5) OBP: 0.300, SLG: 0.381	F8		FC6-4				P4		F7	4	0	0	0	0	0	3					
Jay Bell, R (1, 6) OBP: 0.289, SLG: 0.330	P6			K			G4-3		G4-3	4	0	0	0	0	1	1					
Trey Beamon, L (1, 9) OBP: 0.143, SLG: 0.154 67 Francisco Cordova, R (8, 1) OBP: 0.333, SLG: 0.333 Dave Clark, L (9, PH) OBP: 0.370, SLG: 0.466	BB			G6-3			G4-3		F8	2	0	0	0	1	0	0					
2 Angelo Encarnacion, R (1, 2) OBP: 0.318, SLG: 0.409	F8			K			K			3	0	0	0	0	2	2					
Dan Miceli, R (1, 1) Nelson Liriano, S (5, PH) OBP: 0.298, SLG: 0.388 John Ericks, R (8, 1) Mike Kingery, L (8, 9) OBP: 0.309, SLG: 0.335			P4				F8		G4-3	1	0	0	0	0	0	0					
<b>Inning Stats</b>	R: 0 E: 0 K: 0 S: 3	H: 1 LOB: 0 BB: 0 P: 6	R: 0 E: 0 K: 0 S: 8	H: 1 LOB: 2 BB: 1 P: 18	R: 1 E: 0 K: 1 S: 14	H: 1 LOB: 2 BB: 2 P: 26	R: 0 E: 0 K: 2 S: 8	H: 0 LOB: 0 BB: 0 P: 13	R: 0 E: 0 K: 1 S: 8	H: 0 LOB: 0 BB: 0 P: 13	R: 0 E: 0 K: 1 S: 7	H: 0 LOB: 0 BB: 0 P: 10	R: 0 E: 0 K: 1 S: 15	H: 0 LOB: 2 BB: 2 P: 26	R: 0 E: 0 K: 0 S: 6	H: 0 LOB: 0 BB: 0 P: 6		1B: 1 2B: 1 3B: 0 HR: 1	SF: 0 SAC: 0 DP: 1 HBP: 0	WP: 1 PB: 0 SB: 2 CS: 0	PA: 34
<b>PITCHER</b>	IP	WLS	BF	H	R	ER	SO	BB	IBB	HBP	BLK	WP	HR	S	P	ERA	WHIP				
Fernando Valenzuela, L (1, 1) ERA: 3.87	7.2	W	29	3	1	1	5	4	0	0	0	0	1	68	121	1.17	0.913				
Doug Bochler, R (8, 1) ERA: 3.38	0.0		1	0	0	0	0	1	0	0	0	1	0	5	8	-	-				
Trevor Hoffman, R (8, 1) ERA: 2.21	1.1	S	4	0	0	0	1	0	0	0	0	0	0	9	10	0.00	0.000				

Batter	1	2	3	4	5	6	7	8	9	AB	R	H	RBI	BB	SO	LOB	TOP				
Rickey Henderson, R OBP: 0.417, SLG: 0.350	1-1 F8			2-2 CS 1B		1-1 FC2-6 1B		2-2 1B FC5-2 1B	0-0 2B BB 1B	5	1	4	0	0	0	0					
Doug Dascenzo, S OBP: 0.143, SLG: 0.143	2-2 L5			3-3 K		1-1 FC2-6 G6-4-3		0-0 S E 1B	0-1 BB BB 2B	3	0	0	0	0	1	2					
Archi Cianfrocco, R OBP: 0.300, SLG: 0.410				1-2 K		1-2 G6-4-3		1-3 E 1B	1-3 2-H 2B	1	0	1	1	0	0	0					
Steve Finley, L OBP: 0.353, SLG: 0.515								3-H E 1B		1	1	1	1	0	0	0					
Ken Caminiti, S OBP: 0.384, SLG: 0.550	3-2 G6-3			1-3 K		1-0 G6-4-3		4-0 E FC3-2 IBB	4-0 BB IBB	3	0	0	0	2	1	1					
Greg Vaughn, R OBP: 0.375, SLG: 0.559		2-1 P3			0-1 HR			1-1 F9	2-1 FC5-2 FC3-2	4	1	1	2	1	0	2					
Wally Joyner, L OBP: 0.405, SLG: 0.433	1-2 F8			0-1 S 1B				0-1 F7	1-1 FC3-2	5	1	1	0	0	1	5					
John Flaherty, R OBP: 0.324, SLG: 0.471	2-2 P4			0-0 F8				1-0 2B	3-H K2-3	4	0	1	0	0	1	3					
Chris Gomez, R OBP: 0.359, SLG: 0.340			2-2 F8		1-0 1B			4-2 BB	0-2 G5-3	3	0	1	1	1	0	0					
Jody Reed, R OBP: 0.317, SLG: 0.280			1-0 P3		0-1 F8			2-2 F6	1-0 F9	3	0	0	0	0	0	3					
Dustin Hermanson, R										0	0	0	0	0	0	0					
Bob Tewksbury, R OBP: 0.075, SLG: 0.059			1-2 L4		1-3 K			1-0 1B 1B	0-1 1B 1B	2	0	0	0	0	1	1					
Dario Veras, R										0	0	0	0	0	0	0					
Craig Shipley, R OBP: 0.385, SLG: 0.521										2	2	2	0	0	0	0					
Scott Livingstone, L OBP: 0.311, SLG: 0.361										1	0	0	0	0	0	0					
<b>Inning Stats</b>	R: 0 E: 0 K: 0 S: 8	H: 0 LOB: 0 BB: 0 P: 14	R: 0 E: 0 K: 0 S: 9	H: 0 LOB: 0 BB: 0 P: 14	R: 0 E: 0 K: 0 S: 7	H: 0 LOB: 0 BB: 0 P: 11	R: 0 E: 0 K: 2 S: 10	H: 1 LOB: 0 BB: 0 P: 16	R: 2 E: 0 K: 1 S: 13	H: 3 LOB: 1 BB: 0 P: 15	R: 0 E: 0 K: 0 S: 5	H: 1 LOB: 0 BB: 0 P: 8	R: 0 E: 0 K: 0 S: 11	H: 1 LOB: 2 BB: 1 P: 19	R: 2 E: 1 K: 1 S: 14	H: 3 LOB: 2 BB: 1 P: 24	R: 2 E: 0 K: 1 S: 13	H: 3 LOB: 3 BB: 2 P: 22	1B: 9 2B: 2 3B: 0 HR: 1	SF: 0 SAC: 0 DP: 1 HBP: 0	WP: 0 PA: 41
<b>PITCHER</b>	IP	WLS	BF	H	R	ER	SO	BB	IBB	HBP	BLK	WP	HR	S	P	ERA	WHIP				
Denny Neagle, L ERA: 2.93	7.0		26	6	2	2	3	1	0	0	0	0	1	63	97	2.57	1.000				
Dan Plesac, L ERA: 3.64	0.0	L	4	3	2	1	0	0	1	0	0	0	0	6	13	∞	∞				
Marc Wilkins, R ERA: 2.89	2.0		11	3	2	2	2	1	1	0	0	0	0	21	33	9.00	2.000				

San Diego Padres @ Pittsburgh Pirates  
Three Rivers Stadium, Pittsburgh, PA  
Sat Aug 10 1996, 7:05 PM EDT  
Att: 21,902 - Unknown - 74 F

AB	37
R	6
H	12
RBI	5
BB	4
SO	5
LOB	17



Batter	1	2	3	4	5	6	7	8	9	AB	R	H	RBI	BB	SO	LOB	BOTTOM				
Jermaine Allensworth, R OBP: 0.359, SLG: 0.313	2-2 G6-3		0-0 P4		1-3 K		1-0 S HBP		0-0 G4-3 1B	3	0	0	0	0	1	3					
Nelson Lirio, S OBP: 0.302, SLG: 0.391										1	0	1	0	0	0	0					
Al Martin, L OBP: 0.339, SLG: 0.441	0-0 G4-3			0-2 G3-1	3-2 G1-6-3		3-3 K		3-2 G4-3	5	0	0	0	0	1	4					
Jeff King, R OBP: 0.333, SLG: 0.492	0-0 F9			0-1 P3		0-0 1B 2B	1-3 K		1-1 G5-3	5	1	1	0	0	1	2					
Mark Johnson, L OBP: 0.368, SLG: 0.534		0-2 F7		2-2 E S 1B		1-1 1B WP SF7 1B	4-0 IBB			3	1	2	1	1	0	0					
Dave Clark, L OBP: 0.367, SLG: 0.457		3-1 G4-3		4-2 E BB		3-3 K	3-1 G1-3			3	0	0	0	1	1	3					
Dan Plesac, L										0	0	0	0	0	0	0					
Marc Wilkins, R OBP: 0.333, SLG: 0.250				1-2 BB		1-2 K				0	0	0	0	0	0	0					
Charlie Hayes, R OBP: 0.295, SLG: 0.379		0-3 K		0-0 E5 FC6		1-2 18 1B 2-3 1B		1-1 L9		4	0	1	0	0	1	2					
Jay Bell, R OBP: 0.289, SLG: 0.330			1-2 18 FC5-4 1B	1-0 FC6		1-2 SF7		1-3 K		3	0	1	1	0	1	3					
18 Jason Kendall, R OBP: 0.354, SLG: 0.394			0-2 FC5-4 SH3		0-1 1B BLK 1B		0-1 1B		1-2 G4-3	4	0	2	0	0	0	1					
Denny Neagle, L OBP: 0.212, SLG: 0.220			0-1 SH3		1-2 G1-6-3 1B		1-3 K			2	0	1	0	0	1	2					
Mike Kingery, L OBP: 0.308, SLG: 0.333									2-2 F8	1	0	0	0	0	0	0					
<b>Inning Stats</b>	R: 0 E: 0 K: 0 S: 6	H: 0 LOB: 0 BB: 0 P: 8	R: 0 E: 0 K: 1 S: 8	H: 0 LOB: 0 BB: 0 P: 11	R: 0 E: 0 K: 0 S: 10	H: 1 LOB: 1 BB: 0 P: 11	R: 0 E: 0 K: 0 S: 13	H: 1 LOB: 3 BB: 1 P: 20	R: 2 E: 0 K: 2 S: 18	H: 4 LOB: 2 BB: 0 P: 25	R: 0 E: 0 K: 2 S: 10	H: 0 LOB: 2 BB: 1 P: 22	R: 0 E: 0 K: 1 S: 12	H: 0 LOB: 0 BB: 0 P: 15	R: 0 E: 0 K: 0 S: 10	H: 1 LOB: 1 BB: 0 P: 16	1B: 8 2B: 1 3B: 0 HR: 0	SF: 1 SAC: 1 DP: 1 HBP: 1	WP: 1 PA: 39		
<b>PITCHER</b>	IP	WLS	BF	H	R	ER	SO	BB	IBB	HBP	BLK	WP	HR	S	P	ERA	WHIP				
Bob Tewksbury, R ERA: 4.2	6.0		28	8	2	2	4	1	0	1	1	0	0	66	93	3.00	1.500				
Dario Veras, R ERA: 2.7	2.0	W	7	0	0	0	3	0	1	0	0	0	0	22	36	0.00	0.000				
Dustin Hermanson, R ERA: 3.6	1.0		4	1	0	0	0	0	0	0	0	0	0	10	16	0.00	1.000				

San Diego Padres @ Pittsburgh Pirates  
Three Rivers Stadium, Pittsburgh, PA  
Sat Aug 10 1996, 7:05 PM EDT  
Att: 21,902 - Unknown - 74 F

AB	34
R	2
H	9
RBI	2
BB	2
SO	7
LOB	20





Batter	1	2	3	4	5	6	7	8	9	AB	R	H	RBI	BB	SO	LOB	TOP					
<b>Steve Finley, L</b> (1, 8) OBP: 0.355, SLG: 0.516										5	3	3	0	0	0	1						
<b>Tony Gwynn, L</b> (1, 9) OBP: 0.387, SLG: 0.445										4	0	2	2	0	0	2						
<b>Doug Dasencho, S</b> (7, FR) OBP: 0.125, SLG: 0.125										1	0	0	0	0	0	0						
<b>Wally Joyner, L</b> (1, 3) OBP: 0.402, SLG: 0.434										4	1	1	2	0	0	2						
<b>Greg Vaughn, R</b> (1, 7) OBP: 0.379, SLG: 0.561										2	2	1	0	3	0	1						
<b>Scott Livingstone, L</b> (1, 5) OBP: 0.372, SLG: 0.361										3	0	1	1	0	0	2						
<b>Willie Blair, R</b> (7, 1)										0	0	0	0	0	0	0						
<b>Archi Cianfrocco, R</b> (9, PH) OBP: 0.318, SLG: 0.407										1	0	0	0	0	0	2						
<b>Doug Bochtler, R</b> (9, 1)										0	0	0	0	0	0	0						
<b>Trevor Hoffman, R</b> (9, 1)										0	0	0	0	0	0	0						
<b>Craig Shipley, R</b> (1, 4) OBP: 0.368, SLG: 0.491										5	0	1	2	0	2	5						
<b>Brian Johnson, R</b> (1, 2) OBP: 0.306, SLG: 0.463										4	0	0	0	0	1	3						
<b>Chris Gomez, R</b> (1, 6) OBP: 0.356, SLG: 0.339										4	0	1	0	0	1	1						
<b>Tim Worrell, R</b> (1, 1) OBP: 0.116, SLG: 0.063										2	0	0	0	0	1	0						
<b>Ken Caminiti, S</b> (6, 5) ERA: 7.19										2	1	0	0	0	0	1						
<b>Sean Bergman, R</b> (6, 1) OBP: 0.193, SLG: 0.200										1	0	0	0	0	0	0						
<b>Rickey Henderson, R</b> (7, PH) OBP: 0.416, SLG: 0.349										1	0	0	0	0	0	3						
<b>Inning Stats</b>	R: 1 E: 0 K: 1 S: 14	H: 2 LOB: 2 BB: 1 P: 24	R: 0 E: 0 K: 1 S: 6	H: 0 LOB: 0 BB: 0 P: 8	R: 0 E: 0 K: 0 S: 6	H: 1 LOB: 0 BB: 0 P: 13	R: 1 E: 0 K: 2 S: 13	H: 2 LOB: 1 BB: 0 P: 19	R: 1 E: 1 K: 0 S: 11	H: 1 LOB: 1 BB: 0 P: 20	R: 0 E: 0 K: 1 S: 8	H: 0 LOB: 0 BB: 0 P: 13	R: 4 E: 1 K: 0 S: 14	H: 3 LOB: 2 BB: 1 P: 24	R: 0 E: 0 K: 0 S: 10	H: 0 LOB: 0 BB: 0 P: 15	R: 0 E: 0 K: 0 S: 7	H: 1 LOB: 2 BB: 1 P: 17	1B: 7 2B: 3 3B: 0 HR: 0	SF: 1 SAC: 0 DP: 1 HBP: 0	WP: 0 PB: 0 SB: 0 CS: 0	PA: 42
<b>PITCHER</b>	IP WLS BF H R ER SO BB IBB HBP BLK WP HR S P ERA WHIP																					
<b>Steve Paris, R</b> (1, 1) ERA: 7.19	6.1 L 27 7 4 3 5 1 0 0 0 0 0 0 60 100 4.26 1.263																					
<b>Matt Ruebel, L</b> (7, 1) ERA: 5.09	0.0 3 1 1 0 0 0 0 0 0 0 0 0 5 8 ∞ ∞																					
<b>John Ericks, R</b> (7, 1) ERA: 6.49	1.2 7 1 2 0 0 0 1 0 0 0 0 0 0 17 28 0.00 1.200																					
<b>67 Francisco Cordova, R</b> (9, 1) ERA: 3.95	1.0 5 1 0 0 0 0 1 0 0 0 0 0 0 7 17 0.00 2.000																					

San Diego Padres @ Pittsburgh Pirates  
Three Rivers Stadium, Pittsburgh, PA

Sun Aug 11, 1996, 3:33 AM EDT  
Att: 27,227 - Sunny - 76 F

AB 38  
R 7  
H 10  
RBI 7  
BB 3  
SO 5  
LOB 23



Batter	1	2	3	4	5	6	7	8	9	AB	R	H	RBI	BB	SO	LOB	BOTTOM					
<b>Jermaine Allensworth, R</b> (1, 8) OBP: 0.349, SLG: 0.306										5	0	1	0	0	3	2						
<b>Trey Beamon, L</b> (9, PH) OBP: 0.133, SLG: 0.143										1	0	0	0	0	1	3						
<b>Nelson Lirio, S</b> (1, 4) OBP: 0.298, SLG: 0.383										6	0	1	0	0	1	4						
<b>Mark Johnson, L</b> (1, 3) OBP: 0.386, SLG: 0.533										4	0	1	0	1	1	3						
<b>67 Francisco Cordova, R</b> (9, 1) OBP: 0.333, SLG: 0.333										0	0	0	0	0	0	0						
<b>Dave Clark, L</b> (1, 9) OBP: 0.378, SLG: 0.461										3	2	2	0	2	0	1						
<b>Mike Kingery, L</b> (1, 7) OBP: 0.315, SLG: 0.343										3	1	2	1	1	0	3						
<b>Jeff King, R</b> (9, 3) OBP: 0.333, SLG: 0.491										1	1	0	0	0	0	1						
<b>Jay Bell, R</b> (1, 6) OBP: 0.290, SLG: 0.333										5	1	2	2	0	1	4						
<b>18 Jason Kendall, R</b> (1, 2) OBP: 0.355, SLG: 0.397										5	0	2	1	0	0	2						
<b>John Wehner, R</b> (1, 5) OBP: 0.272, SLG: 0.347										4	0	2	0	0	0	2						
<b>Charlie Hayes, R</b> (9, PH) OBP: 0.259, SLG: 0.378										1	0	0	1	0	0	2						
<b>Steve Parris, R</b> (1, 1) OBP: 0.286, SLG: 0.167										2	0	0	0	0	0	4						
<b>Matt Ruebel, L</b> (7, 1) OBP: 0.300, SLG: 0.222										0	0	0	0	0	0	0						
<b>John Ericks, R</b> (7, 1) ERA: 6.49										0	0	0	0	0	0	0						
<b>Al Martin, L</b> (7, 7) OBP: 0.342, SLG: 0.442										1	0	1	0	1	0	0						
<b>Inning Stats</b>	R: 0 E: 0 K: 2 S: 10	H: 1 LOB: 3 BB: 2 P: 25	R: 0 E: 0 K: 0 S: 7	H: 1 LOB: 1 BB: 0 P: 12	R: 3 E: 0 K: 0 S: 16	H: 5 LOB: 2 BB: 0 P: 27	R: 0 E: 0 K: 1 S: 11	H: 1 LOB: 1 BB: 0 P: 17	R: 0 E: 0 K: 0 S: 11	H: 2 LOB: 2 BB: 0 P: 16	R: 0 E: 0 K: 1 S: 12	H: 2 LOB: 2 BB: 1 P: 18	R: 0 E: 0 K: 1 S: 7	H: 0 LOB: 0 BB: 0 P: 9	R: 0 E: 0 K: 1 S: 7	H: 1 LOB: 1 BB: 0 P: 9	R: 2 E: 2 K: 1 S: 18	H: 1 LOB: 3 BB: 2 P: 36	1B: 10 2B: 4 3B: 0 HR: 0	SF: 0 SAC: 1 DP: 1 HBP: 0	WP: 1 PB: 0 SB: 0 CS: 0	PA: 47
<b>PITCHER</b>	IP WLS BF H R ER SO BB IBB HBP BLK WP HR S P ERA WHIP																					
<b>Tim Worrell, R</b> (1, 1) ERA: 2.6	5.0 W 29 12 3 3 3 1 0 1 0 0 1 0 7 11 0.00 0.000																					
<b>Sean Bergman, R</b> (6, 1) ERA: 4.62	1.0 W 3 0 0 0 0 1 0 1 0 0 0 0 0 7 11 0.00 0.000																					
<b>Willie Blair, R</b> (7, 1) ERA: 5.04	2.0 7 1 0 0 0 2 0 0 0 0 0 0 0 14 18 0.00 0.500																					
<b>Doug Bochtler, R</b> (9, 1) ERA: 3.55	0.0 2 0 2 1 0 1 0 0 0 0 0 0 0 4 9 ∞ ∞																					
<b>Trevor Hoffman, R</b> (9, 1) ERA: 2.18	1.0 S 6 1 0 0 0 1 0 1 0 0 0 0 0 14 27 0.00 1.000																					

San Diego Padres @ Pittsburgh Pirates  
Three Rivers Stadium, Pittsburgh, PA

Sun Aug 11, 1996, 3:33 AM EDT  
Att: 27,227 - Sunny - 76 F

AB 41  
R 5  
H 14  
RBI 5  
BB 5  
SO 7  
LOB 31



Batter	1	2	3	4	5	6	7	8	9	AB	R	H	RBI	BB	SO	LOB	TOP		
Rickey Henderson, R OBP: 0.414, SLG: 0.348 (1, 7)										4	0	1	0	0	1	3	<b>San Diego Padres @ Cincinnati Reds</b> Riverfront Stadium, Cincinnati, OH Tue Aug 13 1996, 7:05 PM EDT Att: 20,205 - Unknown - 88 F		
Tony Gwynn, L OBP: 0.383, SLG: 0.440 Archi Cianfrocco, R OBP: 0.322, SLG: 0.429 (1, 9)										3	0	0	0	0	1	1			
Steve Finley, L OBP: 0.354, SLG: 0.516 (1, 8)										4	0	1	0	0	2	0			
Ken Caminiti, S OBP: 0.382, SLG: 0.553 Craig Shipley, R OBP: 0.362, SLG: 0.481 (1, 5)										3	1	1	1	0	1	1			
Wally Joyner, L OBP: 0.398, SLG: 0.428 (1, 3)										4	0	0	0	0	1	0			
John Flaherty, R OBP: 0.323, SLG: 0.471 (1, 2)										4	1	1	0	0	0	1			
Chris Gomez, R OBP: 0.360, SLG: 0.341 (1, 6)										4	0	2	0	0	1	1			
Jody Reed, R OBP: 0.318, SLG: 0.279 (1, 4)										2	1	0	0	1	0	2			
Joey Hamilton, R OBP: 0.176, SLG: 0.176 Chris Cowton, L OBP: 0.290, SLG: 0.290 Dustin Hermanson, R OBP: 0.358, SLG: 0.358 Scott Livingstone, L OBP: 0.358, SLG: 0.358 Willie Blair, R OBP: 0.358, SLG: 0.358 Greg Vaughn, R OBP: 0.358, SLG: 0.358 (1, 1)										0	0	0	0	1	0	0			
<b>Inning Stats</b>	R: 0 E: 0 K: 1 S: 6	H: 2 LOB: 1 BB: 0 P: 6	R: 0 E: 1 K: 0 S: 4	H: 1 LOB: 1 BB: 0 P: 4	R: 0 E: 0 K: 1 S: 4	H: 0 LOB: 0 BB: 1 P: 8	R: 1 E: 0 K: 1 S: 6	H: 1 LOB: 0 BB: 0 P: 6	R: 0 E: 0 K: 0 S: 3	H: 0 LOB: 0 BB: 0 P: 3	R: 2 E: 0 K: 0 S: 5	H: 2 LOB: 1 BB: 1 P: 9	R: 1 E: 0 K: 3 S: 10	H: 1 LOB: 0 BB: 0 P: 10	R: 0 E: 0 K: 2 S: 7	H: 0 LOB: 1 BB: 0 P: 8		1B: 4 2B: 2 3B: 0 HR: 2	SF: 0 SAC: 0 DP: 3 HBP: 1
<b>PITCHER</b>	IP WLS BF H R ER SO BB IBB HBP BLK WP HR S P ERA WHIP	IP WLS BF H R ER SO BB IBB HBP BLK WP HR S P ERA WHIP																	
Kevin Jarvis, R ERA: 5.44 (1, 1)	7.0 W 28 7 3 3 4 2 0 0 0 0 1 1 34 42 3.86 1.286																		
Johnny Ruffin, R ERA: 5.67 (8, 1)	1.0 4 1 1 1 3 0 0 0 0 0 0 1 10 10 9.00 1.000																		
Scott Service, R ERA: 3.68 (9, 1)	1.0 4 0 0 0 2 0 0 0 1 0 1 0 7 8 0.00 0.000																		

AB	33
R	4
H	8
RBI	3
BB	2
SO	9
LOB	11



Batter	1	2	3	4	5	6	7	8	9	AB	R	H	RBI	BB	SO	LOB	BOTTOM		
Thomas Howard, S OBP: 0.302, SLG: 0.407 (1, 9)										4	2	2	2	0	2	0	<b>San Diego Padres @ Cincinnati Reds</b> Riverfront Stadium, Cincinnati, OH Tue Aug 13 1996, 7:05 PM EDT Att: 20,205 - Unknown - 88 F		
Willie Greene, L OBP: 0.311, SLG: 0.419 (1, 5)										5	1	1	1	0	3	3			
Barry Larkin, R OBP: 0.420, SLG: 0.578 Eric Owens, R OBP: 0.273, SLG: 0.234 (1, 6)										3	1	2	2	0	0	1			
Kevin Mitchell, R OBP: 0.374, SLG: 0.410 Jeff Branson, L OBP: 0.299, SLG: 0.394 (1, 7)										3	1	1	1	1	1	1			
Eric Davis, R OBP: 0.415, SLG: 0.575 (1, 8)										3	2	3	1	1	0	0			
Hal Morris, L OBP: 0.345, SLG: 0.439 (1, 3)										5	0	1	3	0	0	5			
Bret Boone, R OBP: 0.282, SLG: 0.355 (1, 4)										3	1	1	0	1	0	1			
Joe Oliver, R OBP: 0.320, SLG: 0.422 (1, 2)										4	1	1	0	0	1	2			
Kevin Jarvis, L OBP: 0.083, SLG: 0.083 Lenny Harris, L OBP: 0.323, SLG: 0.401 Johnny Ruffin, R OBP: 0.333, SLG: 0.333 Scott Service, R (1, 1)										2	1	0	0	0	1	0			
<b>Inning Stats</b>	R: 3 E: 0 K: 1 S: 6	H: 1 LOB: 2 BB: 3 P: 19	R: 0 E: 0 K: 2 S: 7	H: 0 LOB: 0 BB: 0 P: 7	R: 1 E: 0 K: 1 S: 7	H: 2 LOB: 1 BB: 0 P: 7	R: 2 E: 0 K: 1 S: 10	H: 5 LOB: 3 BB: 0 P: 10	R: 3 E: 1 K: 1 S: 9	H: 3 LOB: 1 BB: 0 P: 9	R: 1 E: 0 K: 0 S: 4	H: 1 LOB: 0 BB: 0 P: 4	R: 0 E: 0 K: 2 S: 7	H: 0 LOB: 0 BB: 0 P: 7	R: 0 E: 0 K: 2 S: 7	H: 0 LOB: 1 BB: 0 P: 8		1B: 8 2B: 2 3B: 0 HR: 2	SF: 1 SAC: 1 DP: 0 HBP: 2
<b>PITCHER</b>	IP WLS BF H R ER SO BB IBB HBP BLK WP HR S P ERA WHIP	IP WLS BF H R ER SO BB IBB HBP BLK WP HR S P ERA WHIP																	
Joey Hamilton, R ERA: 4.58 (1, 1)	4.0 L 24 8 6 6 5 3 0 1 0 0 0 0 1 30 43 13.50 2.750																		
Dustin Hermanson, R ERA: 6.43 (5, 1)	2.0 11 4 4 3 1 0 0 0 0 0 0 1 13 13 13.50 2.000																		
Willie Blair, R ERA: 4.58 (7, 1)	2.0 7 0 0 0 4 0 0 0 1 0 0 0 14 15 0.00 0.000																		



Batter	1	2	3	4	5	6	7	8	9	10	11	12	13	AB	R	H	RBI	BB	SO	LOB	TOP		
Steve Finley, L OBP: 0.352, SLG: 0.511 (1.8)	G3		K			G6-4-3 1-2			1B SF8 BB		K		L9	5	1	0	0	1	2	3			
Tony Gwynn, L OBP: 0.395, SLG: 0.441 (1.9)	F8			1B		G4-3			1B F7-2 1B				G4-6-3 1-2	6	0	3	0	0	0	2			
Ken Caminiti, S OBP: 0.375, SLG: 0.548 (1.5)	K			F9					SF8		L7			4	0	0	1	0	2	2			
Greg Vaughn, R OBP: 0.377, SLG: 0.556 (1.7)		F8		F2					3-H 1-2 2-3 BB 1B		P6			5	0	1	0	0	0	2			
Wally Joyner, L OBP: 0.395, SLG: 0.422 (1.3)		F5							1-2 2-3 BB				F7	4	0	0	0	1	0	1			
John Flaherty, R OBP: 0.326, SLG: 0.473 (8. PR) Rickey Henderson, R OBP: 0.414, SLG: 0.348 Brian Johnson, R OBP: 0.303, SLG: 0.458 (8. 2)				FC5-4 1B		G6-3			SH2-3 1B 3-H		F7-2		L4	3	0	2	0	0	0	0			
Chris Gomez, R OBP: 0.359, SLG: 0.338 (1.6)		FC5-4 1-2				F7			SH2-3 1-2					3	0	0	0	1	0	1			
Jody Reed, R OBP: 0.317, SLG: 0.277 (8. PH) Craig Shipley, R OBP: 0.351, SLG: 0.474 (8. 4)				G5-3		G6-3			G5-3		F3		2-6 BB	2	0	0	0	0	0	0			
Scott Sanders, R OBP: 0.375, SLG: 0.378 (8. PR) Dario Veras, R OBP: 0.332 (8. 1) Trevor Hoffman, R OBP: 0.375, SLG: 0.311 (8. PR) Doug Broctler, R OBP: 0.372, SLG: 0.507 (13. PR) Hector Carrasco, R OBP: 0.335, SLG: 0.344 (13. 5)				G5-3		E6 G6-4-3			F9		K			2	0	0	0	0	0	0			
<b>Inning Stats</b>	R: 0 E: 0 K: 1 S: 5	H: 0 LOB: 0 BB: 0 P: 5	R: 0 E: 0 K: 0 S: 4	H: 1 LOB: 1 BB: 0 P: 4	R: 0 E: 0 K: 1 S: 5	H: 0 LOB: 0 BB: 0 P: 5	R: 0 E: 0 K: 0 S: 3	H: 0 LOB: 0 BB: 0 P: 3	R: 0 E: 0 K: 1 S: 5	H: 1 LOB: 2 BB: 0 P: 4	R: 1 E: 0 K: 0 S: 4	H: 2 LOB: 2 BB: 2 P: 12	R: 0 E: 0 K: 1 S: 5	H: 0 LOB: 0 BB: 0 P: 5	R: 0 E: 0 K: 0 S: 2	H: 0 LOB: 1 BB: 1 P: 6	R: 0 E: 0 K: 0 S: 4	H: 2 LOB: 2 BB: 0 P: 4	1B: 8 2B: 1 3B: 0 HR: 0	SF: 1 SAC: 1 DP: 3 HBP: 0	WP: 0 PB: 0 SB: 0 CS: 0	PA: 47	
<b>PITCHER</b>	IP: 8.0 ERA: 3.59	WLS: 27 H: 3 R: 0 ER: 0 SO: 3	H: 3 R: 0 ER: 0 SO: 3	H: 1 R: 0 ER: 0 SO: 0	H: 0 R: 0 ER: 0 SO: 0	H: 0 R: 0 ER: 0 SO: 0	H: 0 R: 0 ER: 0 SO: 0	H: 0 R: 0 ER: 0 SO: 0	H: 1 R: 0 ER: 0 SO: 0	H: 2 R: 0 ER: 0 SO: 0	H: 2 R: 0 ER: 0 SO: 0	H: 0 R: 0 ER: 0 SO: 0	H: 1 R: 0 ER: 0 SO: 0	H: 0 R: 0 ER: 0 SO: 0	H: 0 R: 0 ER: 0 SO: 0	H: 0 R: 0 ER: 0 SO: 0	H: 2 R: 0 ER: 0 SO: 0	H: 2 R: 0 ER: 0 SO: 0	H: 0 R: 0 ER: 0 SO: 0	H: 2 R: 0 ER: 0 SO: 0	H: 0 R: 0 ER: 0 SO: 0	H: 0 R: 0 ER: 0 SO: 0	H: 0 R: 0 ER: 0 SO: 0

San Diego Padres @ Cincinnati Reds  
Riverfront Stadium, Cincinnati, OH  
Wed Aug 14 1996, 7:05 PM EDT  
Att. 20,983 - Unknown - 90 F

livebaseballscorecards.com

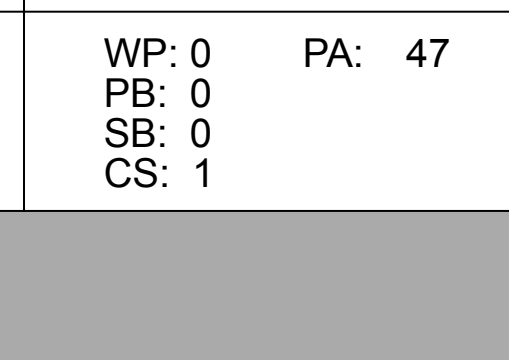
AB	42
R	1
H	8
RBI	1
BB	3
SO	5
LOB	18



Batter	1	2	3	4	5	6	7	8	9	10	11	12	13	AB	R	H	RBI	BB	SO	LOB	BOTTOM			
Thomas Howard, S OBP: 0.307, SLG: 0.414 (1.7)	SH1-3 SF9 2B		G4-6-3 1B			G4-3			P6		G4-3			6	1	3	1	0	0	0				
Lenny Harris, L OBP: 0.326, SLG: 0.400 (13.9)	SH1-3 2-3		G4-6-3 1-2			G6-3			G4-3 BB G4-3					3	0	1	0	1	0	1				
Barry Larkin, R OBP: 0.415, SLG: 0.573 (1.6)	SF9 3-H			BB		F8			G4-3 1-2		F4			3	0	0	1	1	0	2				
Eric Davis, R OBP: 0.415, SLG: 0.570 (1.8)			K			G6-3			G4-3 IBB		K			4	0	1	0	1	2	2				
Eddie Taubensee, L OBP: 0.325, SLG: 0.425 (1.2)	F7								G4-3 1-2 2-3		G4-3		CS G3	5	0	0	0	0	0	3				
Hal Morris, L OBP: 0.346, SLG: 0.437 (1.3)									G3-1 G3					4	0	1	0	1	1	0				
Reggie Sanders, R OBP: 0.353, SLG: 0.468 (1.9) Lee Smith, R OBP: 0.353, SLG: 0.468 (13. 1)											IBB F7			5	0	0	0	0	4	4				
Bret Boone, R OBP: 0.281, SLG: 0.353 (1.4)									F9					5	1	1	0	0	2	1				
Mark Portugal, R ERA: 3.82 Dario Veras, R ERA: 2.16 Trevor Hoffman, R ERA: 2.1 Doug Broctler, R ERA: 3.48 Sean Bergman, R ERA: 4.7														2	0	0	0	0	1	1				
<b>Inning Stats</b>	R: 1 E: 0 K: 0 S: 5	H: 2 LOB: 1 BB: 0 P: 5	R: 0 E: 0 K: 3 S: 10	H: 1 LOB: 1 BB: 0 P: 9	R: 0 E: 0 K: 2 S: 7	H: 0 LOB: 0 BB: 0 P: 7	R: 0 E: 0 K: 0 S: 3	H: 0 LOB: 0 BB: 0 P: 3	R: 0 E: 0 K: 1 S: 5	H: 0 LOB: 0 BB: 0 P: 5	R: 0 E: 0 K: 0 S: 3	H: 0 LOB: 3 BB: 3 P: 15	R: 0 E: 0 K: 2 S: 7	H: 0 LOB: 0 BB: 0 P: 7	R: 0 E: 0 K: 1 S: 5	H: 1 LOB: 0 BB: 0 P: 5	R: 0 E: 0 K: 1 S: 5	H: 0 LOB: 0 BB: 0 P: 5	R: 1 E: 0 K: 0 S: 3	H: 2 LOB: 1 BB: 0 P: 3	1B: 6 2B: 1 3B: 0 HR: 0	SF: 1 SAC: 2 DP: 1 HBP: 0	WP: 0 PB: 0 SB: 0 CS: 1	PA: 47
<b>PITCHER</b>	IP: 7.0 ERA: 3.82	WLS: 25 H: 4 R: 1 ER: 1 SO: 7	H: 4 R: 1 ER: 1 SO: 7	H: 1 R: 0 ER: 0 SO: 0	H: 0 R: 0 ER: 0 SO: 0	H: 0 R: 0 ER: 0 SO: 0	H: 0 R: 0 ER: 0 SO: 0	H: 0 R: 0 ER: 0 SO: 0	H: 0 R: 0 ER: 0 SO: 0	H: 0 R: 0 ER: 0 SO: 0	H: 0 R: 0 ER: 0 SO: 0	H: 0 R: 0 ER: 0 SO: 0	H: 1 R: 0 ER: 0 SO: 0	H: 0 R: 0 ER: 0 SO: 0	H: 0 R: 0 ER: 0 SO: 0	H: 0 R: 0 ER: 0 SO: 0	H: 0 R: 0 ER: 0 SO: 0	H: 2 R: 0 ER: 0 SO: 0	H: 2 R: 0 ER: 0 SO: 0	H: 0 R: 0 ER: 0 SO: 0	H: 2 R: 0 ER: 0 SO: 0	H: 0 R: 0 ER: 0 SO: 0		

San Diego Padres @ Cincinnati Reds  
Riverfront Stadium, Cincinnati, OH  
Wed Aug 14 1996, 7:05 PM EDT  
Att. 20,983 - Unknown - 90 F

AB	39
R	2
H	7
RBI	2
BB	4
SO	11
LOB	14



Batter	1	2	3	4	5	6	7	8	9	AB	R	H	RBI	BB	SO	LOB	TOP							
Steve Finley, L (1, 8) OBP: 0.351, SLG: 0.511	F8		G3		F8			G4-3		4	0	1	0	0	0	0	<b>San Diego Padres @ Cincinnati Reds</b> Riverfront Stadium, Cincinnati, OH Thu Aug 15 1996, 3:33 AM EDT Att: 23,143 - Overcast - 84 F							
Tony Gwynn, L (1, 9) OBP: 0.384, SLG: 0.439	F9			1B	G6-3			G4-3		4	1	1	0	0	0	1								
Ken Caminiti, S (1, 5) OBP: 0.377, SLG: 0.544	G3-1			K	L3					3	0	0	0	1	1	1								
Greg Vaughn, R (1, 7) OBP: 0.376, SLG: 0.552		F9		1B	F7			F7		3	0	0	0	1	0	2								
Wally Joyner, L (1, 3) OBP: 0.396, SLG: 0.433		G4-3		1B						4	1	2	2	0	0	0								
John Flaherty, R (1, 2) OBP: 0.325, SLG: 0.470				P5						4	0	1	0	0	0	2								
Chris Gomez, R (1, 6) OBP: 0.359, SLG: 0.334 Scott Livingstone, L (9, PH) OBP: 0.318, SLG: 0.367 Rickey Henderson, R (9, PR) OBP: 0.414, SLG: 0.348		F9		K	G6-3					3	0	0	0	0	1	3								
Jody Reed, R (1, 4) OBP: 0.315, SLG: 0.275 Willie Blair, R (9, PH) Archi Cianfranco, R (9, PH) OBP: 0.320, SLG: 0.427				K	F9			G4-3		3	0	0	0	0	1	0								
Bob Tewksbury, R (1, 1) OBP: 0.073, SLG: 0.057 Craig Shipley, R (7, 4) OBP: 0.355, SLG: 0.466				K	G4-3					2	0	0	0	0	1	0								
<b>Inning Stats</b>	R: 0 E: 0 K: 0 S: 6	H: 0 LOB: 0 BB: 0 P: 7	R: 0 E: 0 K: 0 S: 8	H: 1 LOB: 1 BB: 0 P: 13	R: 0 E: 0 K: 2 S: 9	H: 0 LOB: 0 BB: 0 P: 11	R: 1 E: 0 K: 2 S: 16	H: 2 LOB: 2 BB: 1 P: 28	R: 0 E: 0 K: 0 S: 7	H: 0 LOB: 0 BB: 0 P: 8	R: 0 E: 0 K: 0 S: 5	H: 0 LOB: 0 BB: 0 P: 7	R: 1 E: 0 K: 0 S: 7	H: 1 LOB: 0 BB: 0 P: 9	R: 0 E: 0 K: 1 S: 11	H: 1 LOB: 2 BB: 1 P: 21		R: 0 E: 0 K: 1 S: 12	H: 1 LOB: 1 BB: 0 P: 19	1B: 4 2B: 1 3B: 0 HR: 1	SF: 0 SAC: 0 DP: 0 HBP: 0	WP: 0 PB: 0 SB: 0 CS: 0	PA: 35	
<b>PITCHER</b>	IP WLS BF H R ER SO BB IBB HBP BLK WP HR S P ERA WHIP	7.1 W 28 5 2 2 5 1 0 0 0 0 1 63 91 2.46 0.818	0.2 3 0 0 0 0 1 0 0 0 0 0 6 13 0.00 1.500	1.0 S 4 1 0 0 1 0 0 0 0 0 12 19 0.00 1.000																				

AB	33
R	2
H	6
RBI	2
BB	2
SO	6
LOB	10



Batter	1	2	3	4	5	6	7	8	9	AB	R	H	RBI	BB	SO	LOB	BOTTOM						
Thomas Howard, S (1, 8) OBP: 0.314, SLG: 0.429	L7									4	1	3	1	0	0	0	<b>San Diego Padres @ Cincinnati Reds</b> Riverfront Stadium, Cincinnati, OH Thu Aug 15 1996, 3:33 AM EDT Att: 23,143 - Overcast - 84 F						
Lenny Harris, L (1, 5) OBP: 0.325, SLG: 0.402	G5-3		G1-3							4	0	1	1	0	0	4							
Barry Larkin, R (1, 6) OBP: 0.414, SLG: 0.567	G6-3			P4	G3					4	0	0	0	0	0	1							
Kevin Mitchell, R (1, 7) OBP: 0.369, SLG: 0.403 Eric Davis, R (9, PR) OBP: 0.415, SLG: 0.570		G5-3		G1-3						4	0	1	0	0	0	0							
Hal Morris, L (1, 3) OBP: 0.345, SLG: 0.435		F8		G4-3						4	0	1	0	0	0	1							
Reggie Sanders, R (1, 9) OBP: 0.351, SLG: 0.469										4	1	1	0	0	1	2							
Bret Boone, R (1, 4) OBP: 0.279, SLG: 0.350			G4-3							3	0	0	0	0	0	1							
Joe Oliver, R (1, 2) OBP: 0.320, SLG: 0.426				P8						3	1	1	1	0	0	0							
Dave Burba, R (1, 1) OBP: 0.173, SLG: 0.245 Jeff Shaw, R (8, 1) Jeff Brantley, R (9, 1)										2	0	1	0	1	1	1							
<b>Inning Stats</b>	R: 0 E: 0 K: 0 S: 5	H: 0 LOB: 0 BB: 0 P: 6	R: 0 E: 0 K: 0 S: 9	H: 0 LOB: 0 BB: 0 P: 10	R: 0 E: 0 K: 0 S: 11	H: 1 LOB: 2 BB: 1 P: 16	R: 0 E: 0 K: 0 S: 5	H: 0 LOB: 0 BB: 0 P: 7	R: 3 E: 0 K: 1 S: 16	H: 4 LOB: 1 BB: 0 P: 22	R: 0 E: 0 K: 1 S: 6	H: 1 LOB: 0 BB: 0 P: 6	R: 0 E: 0 K: 0 S: 10	H: 2 LOB: 2 BB: 0 P: 12	R: 0 E: 0 K: 0 S: 5	H: 1 LOB: 1 BB: 0 P: 8		1B: 5 2B: 3 3B: 1 HR: 0	SF: 0 SAC: 0 DP: 0 HBP: 0	WP: 0 PB: 0 SB: 1 CS: 1	PA: 33		
<b>PITCHER</b>	IP WLS BF H R ER SO BB IBB HBP BLK WP HR S P ERA WHIP	6.2 L 28 8 3 3 2 8 3 3 2 0 0 7 11 4.05 1.350	1.1 5 1 0 0 0 0 0 0 0 0 0 0 7 11 0.00 0.750																				



Batter	1	2	3	4	5	6	7	8	9	AB	R	H	RBI	BB	SO	LOB	TOP						
Lance Johnson, L (1, 8) Carl Everett, S (8, 8) OBP: 0.341, SLG: 0.450 OBP: 0.344, SLG: 0.349	F8		F7		FC5-4 1B		SF9		G4-3	3	0	1	1	0	0	0	<b>New York Mets @ San Diego Padres</b> <b>Estadio de Beisbol Monterrey, Monterrey, MX</b> Fri Aug 16 1996, 10:05 PM EDT Att: 23,699 - Unknown - 85 F <a href="http://livebaseballscorecards.com">livebaseballscorecards.com</a>						
Alvaro Espinoza, R (1, 5) OBP: 0.316, SLG: 0.434	FC1-6-4 BB 1B				FC5-4 1-2		SF8		G4-3	4	0	2	2	0	0	1							
Bernard Gilkey, R (1, 7) Andy Tomberlin, L (8, 7) OBP: 0.362, SLG: 0.560 OBP: 0.410, SLG: 0.686			G6-3			K	G5-3			3	0	0	0	1	1	2							
Todd Hundley, S (1, 2) Brent Mayne, L (8, 2) OBP: 0.352, SLG: 0.584 OBP: 0.374, SLG: 0.415	FC1-6-4 1-2 2-3			P6				K		4	0	1	0	0	1	2							
Carlos Baerga, S (1, 3) Jerry Dipoto, R (6, 1) Roberto Pelagine, L (8, PH) Paul Byrd, R (8, PH) Tim Lincecum, R (8, PH) OBP: 0.302, SLG: 0.394 OBP: 0.205, SLG: 0.167 OBP: 0.241, SLG: 0.229	G1-3					G6-4-3 1B		K		2	0	0	0	1	0	3							
Alex Ochoa, R (1, 9) OBP: 0.332, SLG: 0.425				P2				K		4	2	1	0	1	1	1							
Edgardo Alfonzo, R (1, 4) OBP: 0.284, SLG: 0.314				F8						4	2	2	1	1	1	2							
Rey Ordóñez, R (1, 6) OBP: 0.296, SLG: 0.305					G6-3					4	2	2	1	1	0	1							
Robert Person, R (1, 1) Derek Wallace, R (5, 1) Chris Jones, R (6, 3) OBP: 0.133, SLG: 0.133 OBP: 0.308, SLG: 0.403			G4-3							2	0	0	0	0	1	0							
<b>Inning Stats</b>	R: 0 E: 0 K: 0 S: 9	H: 1 LOB: 2 BB: 1 P: 17	R: 0 E: 0 K: 1 S: 8	H: 0 LOB: 0 BB: 1 P: 15	R: 0 E: 0 K: 0 S: 6	H: 1 LOB: 1 BB: 0 P: 7	R: 0 E: 0 K: 0 S: 9	H: 0 LOB: 1 BB: 1 P: 19	R: 0 E: 0 K: 1 S: 8	H: 1 LOB: 0 BB: 0 P: 12	R: 0 E: 0 K: 1 S: 10	H: 1 LOB: 0 BB: 0 P: 18	R: 3 E: 0 K: 0 S: 13	H: 2 LOB: 1 BB: 2 P: 26	R: 0 E: 0 K: 3 S: 10	H: 0 LOB: 0 BB: 0 P: 12		R: 7 E: 1 K: 0 S: 28	H: 7 LOB: 2 BB: 1 P: 46	1B: 9 2B: 3 3B: 0 HR: 1	SF: 2 SAC: 0 DP: 1 HBP: 0	WP: 0 PB: 1 SB: 0 CS: 1	PA: 45
<b>PITCHER</b>	IP WLS BF H R ER SO BB IBB HBP BLK WP HR S P ERA WHIP																						
Fernando Valenzuela, L (1, 1) ERA: 3.9	6.0 W 26 6 3 3 3 4 0 0 0 0 0 0 1 52 96 4.50 1.667																						
Dustin Hermanson, R (7, 1) ERA: 8.38	2.2 14 4 5 4 3 2 0 0 0 0 0 1 38 57 13.50 2.250																						
Sean Bergman, R (9, 1) ERA: 4.7	0.0 4 3 2 0 0 0 0 0 0 0 0 0 0 8 16 ∞ ∞																						
Dario Veras, R (9, 1) ERA: 2.08	0.1 1 0 0 0 0 0 0 0 0 0 0 0 0 3 3 0.00 0.000																						

Batter	1	2	3	4	5	6	7	8	9	AB	R	H	RBI	BB	SO	LOB	BOTTOM				
Tony Gwynn, L (1, 9) Chris Gwynn, L (7, 9) OBP: 0.388, SLG: 0.441 OBP: 0.289, SLG: 0.260	FC4-6 BB		BB 2B 1B	P3		BB HR 1B	G6-3			3	2	2	0	1	0	0	<b>New York Mets @ San Diego Padres</b> <b>Estadio de Beisbol Monterrey, Monterrey, MX</b> Fri Aug 16 1996, 10:05 PM EDT Att: 23,699 - Unknown - 85 F <a href="http://livebaseballscorecards.com">livebaseballscorecards.com</a>				
Wally Joyner, L (1, 3) Scott Livingstone, L (7, 3) OBP: 0.400, SLG: 0.434 OBP: 0.323, SLG: 0.371	FC4-6 HR		2B BB		HR 1B	HR BB				2	4	1	0	2	0	1					
Steve Finley, L (1, 8) Rickey Henderson, R (7, PH) OBP: 0.352, SLG: 0.519 OBP: 0.416, SLG: 0.348			2B 2B		HR 1B					4	3	2	3	0	1	3					
Ken Caminiti, S (1, 5) Archi Cianfrocco, R (7, 5) OBP: 0.378, SLG: 0.550 OBP: 0.318, SLG: 0.424			G4-3		HR 1B	HR BB				3	2	1	3	1	1	2					
Greg Vaughn, R (1, 7) OBP: 0.374, SLG: 0.555	F9				HR 1B	HR BB				5	1	1	4	0	2	4					
John Flaherty, R (1, 2) Brian Johnson, R (7, 2) OBP: 0.330, SLG: 0.486 OBP: 0.302, SLG: 0.455					HR 1B	HR 1B				4	2	3	3	0	0	0					
Craig Shipley, R (1, 4) OBP: 0.358, SLG: 0.476			L9							5	0	2	0	0	0	2					
Chris Gomez, R (1, 6) OBP: 0.353, SLG: 0.335										5	1	1	1	0	0	2					
Fernando Valenzuela, L (1, 1) Dustin Hermanson, R (7, 1) Sean Bergman, R (9, 1) Dario Veras, R (9, 1) OBP: 0.157, SLG: 0.176 OBP: 0.205, SLG: 0.200 OBP: 0.190, SLG: 0.200										4	0	0	0	0	2	2					
<b>Inning Stats</b>	R: 2 E: 0 K: 1 S: 9	H: 1 LOB: 0 BB: 1 P: 16	R: 0 E: 0 K: 0 S: 16	H: 1 LOB: 0 BB: 0 P: 24	R: 3 E: 0 K: 1 S: 15	H: 3 LOB: 1 BB: 1 P: 27	R: 0 E: 0 K: 1 S: 7	H: 0 LOB: 0 BB: 0 P: 12	R: 4 E: 1 K: 2 S: 15	H: 4 LOB: 1 BB: 0 P: 26	R: 6 E: 1 K: 2 S: 21	H: 4 LOB: 0 BB: 2 P: 40	R: 0 E: 0 K: 1 S: 13	H: 1 LOB: 2 BB: 1 P: 24	R: 0 E: 0 K: 1 S: 7	H: 0 LOB: 0 BB: 0 P: 10		1B: 6 2B: 4 3B: 0 HR: 4	SF: 0 SAC: 0 DP: 0 HBP: 0	WP: 0 PB: 0 SB: 0 CS: 0	PA: 44
<b>PITCHER</b>	IP WLS BF H R ER SO BB IBB HBP BLK WP HR S P ERA WHIP																				
Robert Person, R (1, 1) ERA: 4.03	1.0 L 9 4 5 5 1 2 0 0 0 0 0 1 15 33 45.00 6.000																				
Derek Wallace, R (5, 1) ERA: 22.5	1.2 8 2 1 0 2 1 0 0 0 0 0 0 22 36 0.00 1.800																				
Jerry Dipoto, R (6, 1) ERA: 4.55	1.0 3 0 0 0 1 0 0 0 0 0 0 7 10 0.00 0.000																				
Paul Byrd, R (8, 1) ERA: 3.78																					

Batter	1	2	3	4	5	6	7	8	9	AB	R	H	RBI	BB	SO	LOB	TOP								
Lance Johnson, L OBP: 0.343, SLG: 0.450 (1, 8)	F7		2B 1B	BB		G1-3			SH3-4 1B	4	2	2	0	1	0	0									
Alvaro Espinoza, R OBP: 0.309, SLG: 0.425 (1, 5)	G6-3		P6	K		G1-6-3			SH3-4	4	0	0	0	0	1	2									
Bernard Gilkey, R OBP: 0.382, SLG: 0.561 (1, 7)	K		1B 2B	F8		G6-3			BB S FC4-6 1B	5	2	2	2	0	1	1									
Todd Hundley, S OBP: 0.355, SLG: 0.586 (1, 2)		1-2 1B 2B	2-0 2B 1B	1-1 G1			1-2 G3-1		4-0 FC4-6 BB 1-2 IBB	4	2	2	1	1	0	1									
Carlos Baerga, S OBP: 0.303, SLG: 0.394 Tim Bogar, R OBP: 0.241, SLG: 0.229 (9, PR) (9, 3)	P5		1-0 1B 2B		1-0 G4-3		1-1 G4-3		4-0 FC4-6 BB 1-2 2-3 BB	4	1	1	1	1	0	1									
Andy Tomberlin, L OBP: 0.442, SLG: 0.684 Chris Jones, R OBP: 0.306, SLG: 0.400 (1, 9) (7, 9)	FC5-4 1B BB		0-2 1B	1B	0-0 1B		0-2 G4-3		2-2 FC4-6 BB 1-2 2-3 3-H 2-1	3	0	2	0	1	0	0									
Edgardo Alfonso, R OBP: 0.286, SLG: 0.316 (1, 4)	FC5-4 1B		0-1 P4	1B	1-1 1B		1-1 L9		1-1 L9	5	0	2	1	0	0	4									
Rey Ordenez, R OBP: 0.296, SLG: 0.305 (1, 6)	FC5-4 1B		0-0 1B	K	1-3 K		1-1 G6-3			4	0	1	1	0	1	4									
Mark Clark, R OBP: 0.052, SLG: 0.070 Dave Mlicki, R OBP: 0.200, SLG: 0.111 Carl Everett, S OBP: 0.341, SLG: 0.345 Doug Henry, R (8, PH) (8, 1)	L7		0-3 K	F8	2-2 F8		1-1 G6-3			3	0	0	0	0	1	6									
<b>Inning Stats</b>	R: 0 E: 0 K: 1 S: 6	H: 0 LOB: 0 BB: 0 P: 8	R: 1 E: 0 K: 0 S: 11	H: 2 LOB: 2 BB: 1 P: 22	R: 4 E: 0 K: 1 S: 20	H: 6 LOB: 2 BB: 0 P: 23	R: 0 E: 0 K: 1 S: 7	H: 0 LOB: 1 BB: 1 P: 12	R: 0 E: 0 K: 0 S: 10	H: 2 LOB: 2 BB: 0 P: 15	R: 0 E: 0 K: 0 S: 7	H: 0 LOB: 0 BB: 0 P: 10	R: 0 E: 0 K: 0 S: 9	H: 0 LOB: 0 BB: 0 P: 11	R: 0 E: 0 K: 0 S: 6	H: 0 LOB: 0 BB: 0 P: 9	R: 2 E: 0 K: 0 S: 16	H: 2 LOB: 2 BB: 2 P: 32	1B: 9 2B: 3 3B: 0 HR: 0	SF: 0 SAC: 1 DP: 0 HBP: 0	WP: 0 PB: 0 SB: 3 CS: 0	PA: 43			
<b>PITCHER</b>	IP	WLS	BF	H	R	ER	SO	BB	IBB	HBP	BLK	WP	HR	S	P	ERA	WHIP								
Tim Worrell, R ERA: 2.91 Sean Bergman, R ERA: 4.65 Willie Blair, R ERA: 4.65 Doug Bochtler, R ERA: 3.76	5.0	L	27	10	5	5	4	2	0	0	0	0	0	54	80	9.00	2.400								

New York Mets @ San Diego Padres  
Estadio de Beisbol Monterrey, Monterrey, MX

AB 38  
R 7  
H 12  
RBI 7  
BB 4  
SO 4  
LOB 21



Sat Aug 17 1996, 10:05 PM EDT  
Att: 20,873 - Unknown - 90 F

Batter	1	2	3	4	5	6	7	8	9	AB	R	H	RBI	BB	SO	LOB	BOTTOM								
Tony Gwynn, L OBP: 0.392, SLG: 0.450 (1, 9)	G6-3		1-1 1B 2B		2-2 BB 1B	0-0 2B			K	5	0	3	2	0	1	3									
Wally Joyner, L OBP: 0.397, SLG: 0.428 (1, 3)	K		F7		4-2 BB	3-H G5-3		F7		4	0	0	0	1	1	5									
Steve Finley, L OBP: 0.353, SLG: 0.517 (1, 8)	1B BB		0-2 BB 1B		0-0 F9		1-0 F8		3-1 P6	4	0	1	0	1	0	2									
Ken Caminiti, S OBP: 0.381, SLG: 0.549 (1, 5)	FC6-4 1B		4-0 G6-4-3 BB		1-1 F4		2-2 G3		2-2 BLK 1B	4	0	2	0	1	0	2									
Greg Vaughn, R OBP: 0.370, SLG: 0.548 (1, 7)	FC6-4		0-0 G6-4-3		3-2 F8		3-2 L9		0-3 K	5	0	0	0	0	1	8									
John Flaherty, R OBP: 0.331, SLG: 0.485 (1, 2)		0-3 K		0-1 FC5-4 1B		0-0 E5 2B G4-3		1-2 FC3-5 1B	1-1 P4	5	1	2	0	0	1	1									
Craig Shipley, R OBP: 0.352, SLG: 0.463 (1, 4)	F9		2-1 FC5-4 G6-4-3		2-1 FC5-4		2-1 F8		2-0 BB FC3-5 1B	4	0	1	0	0	0	2									
Chris Gomez, R OBP: 0.355, SLG: 0.341 (1, 6)		0-0 1B		1-1 G6-4-3		0-0 G4-3 2B 2B		1-0 FC3-5 BB		4	1	2	0	0	0	3									
Tim Worrell, R OBP: 0.111, SLG: 0.099 Ricky Hernandez, R OBP: 0.417, SLG: 0.340 Sean Bergman, R OBP: 0.306, SLG: 0.200 Chris Gwynn, R OBP: 0.306, SLG: 0.297 Willie Blair, R OBP: 0.306, SLG: 0.297 Scott Livingstone, L OBP: 0.307, SLG: 0.271 Doug Bochtler, R (9, 1)		3-3 K		3-1 K		0-0 G4-3		2 SAFE 4-0 BB		1	0	0	0	0	1	1									
<b>Inning Stats</b>	R: 0 E: 0 K: 1 S: 12	H: 1 LOB: 1 BB: 1 P: 24	R: 0 E: 0 K: 2 S: 11	H: 1 LOB: 0 BB: 0 P: 16	R: 0 E: 0 K: 0 S: 7	H: 1 LOB: 0 BB: 0 P: 9	R: 1 E: 0 K: 0 S: 15	H: 2 LOB: 2 BB: 1 P: 28	R: 2 E: 1 K: 0 S: 10	H: 2 LOB: 1 BB: 0 P: 14	R: 0 E: 0 K: 0 S: 7	H: 0 LOB: 0 BB: 0 P: 13	R: 0 E: 0 K: 1 S: 9	H: 2 LOB: 3 BB: 1 P: 18	R: 0 E: 0 K: 1 S: 10	H: 1 LOB: 1 BB: 0 P: 16	1B: 9 2B: 3 3B: 0 HR: 0	SF: 0 SAC: 0 DP: 2 HBP: 0	WP: 0 PB: 0 SB: 1 CS: 0	PA: 42					
<b>PITCHER</b>	IP	WLS	BF	H	R	ER	SO	BB	IBB	HBP	BLK	WP	HR	S	P	ERA	WHIP								
Mark Clark, R ERA: 3.45 Dave Mlicki, R ERA: 3.07 Doug Henry, R ERA: 3.88	5.2	W	28	9	3	1	3	3	0	0	0	0	0	57	99	1.59	2.118								

New York Mets @ San Diego Padres  
Estadio de Beisbol Monterrey, Monterrey, MX

AB 38  
R 3  
H 12  
RBI 3  
BB 4  
SO 5  
LOB 28




Sat Aug 17 1996, 10:05 PM EDT  
Att: 20,873 - Unknown - 90 F

Batter	1	2	3	4	5	6	7	8	9	AB	R	H	RBI	BB	SO	LOB	TOP										
Lance Johnson, L (1.8) OBP: 0.342, SLG: 0.448	G4-3		G6-3				K			4	0	1	0	0	1	0	<b>New York Mets @ San Diego Padres</b> <b>Estadio de Beisbol Monterrey, Monterrey, MX</b> Sun Aug 18 1996, 4:33 AM EDT Att: 22,810 - Sunny - 92 F										
Alvaro Espinoza, R (1.5) OBP: 0.308, SLG: 0.421	K		1B					F7		4	0	1	0	0	1												
Bernard Gilkey, R (1.7) OBP: 0.379, SLG: 0.556	K		K					K		4	0	0	0	0	4	2											
Carlos Baerga, S (1.3) OBP: 0.300, SLG: 0.391		L8		G4-3	G3			F8		4	0	0	0	0	0	1											
Andy Tomberlin, L (1.9) OBP: 0.426, SLG: 0.634	K			K			G6-3		FC1-6 BB	3	0	0	0	1	2	0											
Brent Mayne, L (1.2) OBP: 0.375, SLG: 0.412	1B	1B		1B	BB		F7		FC1-6 1B 1-2	3	0	1	0	1	0	1											
Eduardo Alfonso, R (1.4) OBP: 0.289, SLG: 0.319	1B		1B	1B			K		F9	4	0	2	0	0	1	1											
Rey Ordóñez, R (1.6) OBP: 0.298, SLG: 0.307	G5-3			1B	1B		G4-3		1-3 1B	4	0	2	0	0	0	2											
Paul Wilson, R (1.1) OBP: 0.128, SLG: 0.081			K	K			G3-1		0-3 K	2	0	0	0	0	2	3											
Roberto Pelagino, L (7. PH) OBP: 0.200, SLG: 0.162										1	0	0	0	0	0	0											
Paul Byrd, R (7.1) OBP: 0.339, SLG: 0.342										0	0	0	0	0	0	0											
Carl Everett, S (9. PH) OBP: 0.339, SLG: 0.342										1	0	0	0	0	1	2											
<b>Inning Stats</b>	R: 0 E: 0 K: 2 S: 11	H: 0 LOB: 0 BB: 0 P: 13	R: 0 E: 0 K: 1 S: 16	H: 2 LOB: 2 BB: 0 P: 24	R: 0 E: 0 K: 2 S: 12	H: 1 LOB: 1 BB: 0 P: 16	R: 0 E: 0 K: 2 S: 12	H: 2 LOB: 3 BB: 1 P: 23	R: 0 E: 0 K: 1 S: 11	H: 0 LOB: 0 BB: 0 P: 11	R: 0 E: 0 K: 1 S: 9	H: 0 LOB: 0 BB: 0 P: 12	R: 0 E: 0 K: 1 S: 6	H: 0 LOB: 0 BB: 0 P: 13	R: 0 E: 0 K: 1 S: 10	H: 1 LOB: 2 BB: 1 P: 18	1B: 7 2B: 0 3B: 0 HR: 0	SF: 0 SAC: 0 DP: 0 HBP: 0	WP: 0 PB: 0 SB: 0 CS: 0	PA: 36							
<b>PITCHER</b>	IP	WLS	BF	H	R	ER	SO	BB	IBB	HBP	BLK	WP	HR	S	P	ERA	WHIP										
Joey Hamilton, R (1.1) ERA: 4.36	7.0	W	28	6	0	0	10	1	0	0	0	0	0	77	112	0.00	1.000										
Dario Veras, R (8.1) ERA: 1.99	1.0		3	0	0	0	1	0	0	0	0	0	0	6	13	0.00	0.000										
Trevor Hoffman, R (9.1) ERA: 2.07	1.0		5	1	0	0	1	1	0	0	0	0	0	10	18	0.00	2.000										

Batter	1	2	3	4	5	6	7	8	9	AB	R	H	RBI	BB	SO	LOB	BOTTOM										
Rickey Henderson, R (1.7) OBP: 0.418, SLG: 0.351	G5-3		SH1-3 HR	L9			1B WP FC4-6			4	2	2	0	0	0	0	<b>New York Mets @ San Diego Padres</b> <b>Estadio de Beisbol Monterrey, Monterrey, MX</b> Sun Aug 18 1996, 4:33 AM EDT Att: 22,810 - Sunny - 92 F										
Tony Gwynn, L (1.9) OBP: 0.391, SLG: 0.449	G3		SH1-3		G3		FC4-6 1B			3	0	1	0	0	0	0											
Steve Finley, L (1.8) OBP: 0.352, SLG: 0.516	F7		G3		S 2B		FC4-6 FC6-4			4	1	1	1	0	0	3											
Ken Caminiti, S (1.5) OBP: 0.382, SLG: 0.564		HR	HR		K		FC6-4			3	2	2	4	0	1	1											
Jody Reed, R (6.4) OBP: 0.314, SLG: 0.275		HR	HR		K		FC6-4			1	0	0	0	0	0	1											
Wally Joyner, L (1.3) OBP: 0.398, SLG: 0.430	K		BB		2B		G4-3			3	0	1	1	1	1	1											
Craig Shipley, R (1.4) OBP: 0.347, SLG: 0.451	1B	1B	L8		G4-3		K			4	0	1	0	0	1	2											
Brian Johnson, R (1.2) OBP: 0.301, SLG: 0.467	G5-3			K			P6		HR	4	1	1	1	0	1	1											
Chris Gomez, R (1.6) OBP: 0.354, SLG: 0.340	1B		L7		L7		G6-3		F9	4	0	1	0	0	0	0											
Joey Hamilton, R (1.1) OBP: 0.196, SLG: 0.259										3	2	2	1	0	0	0											
Dario Veras, R (8.1) ERA: 6.47										0	0	0	0	0	0	0											
Scott Livingstone, L (8. PH) OBP: 0.339, SLG: 0.368			SH1-3 HR							1	0	0	0	0	1	0											
Trevor Hoffman, R (9.1) ERA: 4.09										0	0	0	0	0	0	0											
<b>Inning Stats</b>	R: 0 E: 0 K: 0 S: 6	H: 0 LOB: 0 BB: 0 P: 12	R: 1 E: 0 K: 1 S: 14	H: 3 LOB: 2 BB: 0 P: 19	R: 3 E: 0 K: 0 S: 13	H: 3 LOB: 1 BB: 1 P: 22	R: 1 E: 0 K: 1 S: 11	H: 1 LOB: 0 BB: 0 P: 16	R: 1 E: 0 K: 1 S: 9	H: 2 LOB: 1 BB: 0 P: 18	R: 0 E: 0 K: 0 S: 4	H: 0 LOB: 0 BB: 0 P: 4	R: 1 E: 1 K: 0 S: 13	H: 2 LOB: 1 BB: 0 P: 19	R: 1 E: 0 K: 2 S: 10	H: 1 LOB: 0 BB: 0 P: 15	1B: 6 2B: 2 3B: 0 HR: 4	SF: 0 SAC: 1 DP: 0 HBP: 0	WP: 1 PB: 0 SB: 2 CS: 0	PA: 36							
<b>PITCHER</b>	IP	WLS	BF	H	R	ER	SO	BB	IBB	HBP	BLK	WP	HR	S	P	ERA	WHIP										
Paul Wilson, R (1.1) ERA: 6.47	6.0	L	27	9	6	6	3	0	0	0	0	1	1	23	34	9.00	1.667										
Paul Byrd, R (7.1) ERA: 4.09	2.0		9	3	2	2	2	0	0	0	0	1	1	23	34	9.00	1.500										

AB	34
R	0
H	7
RBI	0
BB	2
SO	12
LOB	13



AB	34
R	8
H	12
RBI	8
BB	1
SO	5
LOB	9



Batter	1	2	3	4	5	6	7	8	9	AB	R	H	RBI	BB	SO	LOB	TOP										
Mark Grudzielanek, R OBP: 0.340, SLG: 0.408	1-3 K		0-0 G6-3			0-3 K		0-3 K2-3		4	0	0	0	0	3	0	<p><b>Montreal Expos @ San Diego Padres</b> Jack Murphy Stadium, San Diego, CA Mon Aug 19 1996, 10:05 PM EDT Att: 33,490 - Unknown - 75 F</p> <p>livebaseballscorecards.com</p>										
Mike Lansing, R OBP: 0.360, SLG: 0.440	1-1 G1-3			1-0 E5		0-2 F8		2-3 K		4	0	0	0	0	1	0											
David Segui, S OBP: 0.344, SLG: 0.416	2-3 K			0-0 G5-3			0-0 G6-3		2-1 1B 1B	4	1	1	0	0	1	1											
Moises Alou, R OBP: 0.345, SLG: 0.465		2-3 K		1-2 G5-3			0-1 P6		1-0 WP 1B 1B	4	0	1	0	0	1	1											
Darrin Fletcher, L OBP: 0.333, SLG: 0.455		4-2 FC5-4 BB		3-2 F8			2-2 1B		1-2 L9	3	0	1	0	1	0	3											
Cliff Floyd, L OBP: 0.330, SLG: 0.425 Jeff Juden, R OBP: 0.331, SLG: 0.431	1-1 FC5-4			2-2 G4-3			1-3 K		2-3 K	3	0	0	0	0	0	12											
Rondell White, R OBP: 0.358, SLG: 0.468	0-0 F8			0-0 P6			2-1 HR 1B		0-2 WP 1B	4	1	2	1	0	0	1											
Dave Silvestri, R OBP: 0.362, SLG: 0.280			0-0 P3		0-0 F7		0-0 HR 1B		3-3 K	4	1	1	2	0	1	2											
Pedro Martinez, R OBP: 0.192, SLG: 0.146 Barry Manuel, R OBP: 0.378, SLG: 0.421			1-1 F7			2-1 G3		1-3 K		0	0	0	0	0	0	0											
<b>Inning Stats</b>	R: 0 E: 0 K: 2 S: 8	H: 0 LOB: 0 BB: 0 P: 12	R: 0 E: 0 K: 1 S: 9	H: 0 LOB: 1 BB: 1 P: 16	R: 0 E: 0 K: 0 S: 4	H: 0 LOB: 0 BB: 0 P: 5	R: 0 E: 1 K: 0 S: 8	H: 0 LOB: 1 BB: 0 P: 13	R: 0 E: 0 K: 0 S: 6	H: 0 LOB: 0 BB: 0 P: 8	R: 0 E: 0 K: 1 S: 8	H: 0 LOB: 0 BB: 0 P: 10	R: 0 E: 0 K: 1 S: 9	H: 1 LOB: 1 BB: 0 P: 12	R: 2 E: 0 K: 3 S: 16	H: 2 LOB: 2 BB: 0 P: 21		R: 1 E: 0 K: 2 S: 16	H: 3 LOB: 2 BB: 0 P: 25	1B: 5 2B: 0 3B: 0 HR: 1	SF: 0 SAC: 0 DP: 0 HBP: 0	WP: 1 PB: 0 SB: 0 CS: 0	PA: 35				
<b>PITCHER</b>	IP	WLS	BF	H	R	ER	SO	BB	IBB	HBP	BLK	WP	HR	S	P	ERA	WHIP										
Scott Sanders, R ERA: 3.69	8.0	W	29	3	2	2	8	1	0	0	0	0	1	68	97	2.25	0.500										
Willie Blair, R ERA: 4.73	0.2		5	3	1	1	1	0	0	0	0	0	0	13	19	13.50	4.500										
Trevor Hoffman, R ERA: 2.06	0.1	S	1	0	0	0	1	0	0	0	0	1	0	3	6	0.00	0.000										

Batter	1	2	3	4	5	6	7	8	9	AB	R	H	RBI	BB	SO	LOB	BOTTOM										
Rickey Henderson, R OBP: 0.417, SLG: 0.352	3-2 BB HR 1B	2-2 2B 1B 1B		1-2 G6-3		1-0 G5-3		2-2 FC6-4 1-2		5	2	2	0	0	0	1	<p><b>Montreal Expos @ San Diego Padres</b> Jack Murphy Stadium, San Diego, CA Mon Aug 19 1996, 10:05 PM EDT Att: 33,490 - Unknown - 75 F</p> <p>livebaseballscorecards.com</p>										
Tony Gwynn, L OBP: 0.388, SLG: 0.445	0-2 HR 1B	1-1 L8		2-1 F7		1-1 G4-3		0-0 G4-3		5	1	1	0	0	0	2											
Steve Finley, L OBP: 0.353, SLG: 0.517	4-1 HR 1B	1-2 1B 2B		2-3 K		1-2 E5 1B				3	3	1	0	1	1	0											
Ken Caminiti, S OBP: 0.383, SLG: 0.571	1-1 HR 2B 1B	1-1 2B 1B			0-0 L7		2-3 K			4	1	2	6	0	1	1											
Wally Joyner, L OBP: 0.399, SLG: 0.433	0-1 F7	1-0 P6			0-0 G4-3 2B		4-2 1B BB			3	0	1	0	1	0	1											
John Flaherty, R OBP: 0.333, SLG: 0.488	3-2 P3	0-1 2B			0-1 G4-3		0-0 1B BB		0-0 1B	4	0	2	1	0	0	1											
Craig Shipley, R OBP: 0.342, SLG: 0.440	0-1 1B 1B		2-3 K		0-1 G6-3		2-3 K			4	0	1	0	0	2	3											
Chris Gomez, R OBP: 0.353, SLG: 0.338	0-0 1B		0-1 P4		1-3 K		0-0 G5-3			4	0	1	0	0	1	0											
Scott Sanders, R OBP: 0.182, SLG: 0.238 Scott Livingstone, L OBP: 0.359, SLG: 0.373 Willie Blair, R OBP: 0.378, SLG: 0.421	0-0 G6-3		3-1 G4-3		0-2 F9		0-0 FC6-4 1B			3	0	0	0	0	0	2											
<b>Inning Stats</b>	R: 4 E: 0 K: 0 S: 19	H: 5 LOB: 2 BB: 1 P: 30	R: 2 E: 0 K: 0 S: 13	H: 4 LOB: 2 BB: 0 P: 19	R: 0 E: 0 K: 1 S: 7	H: 0 LOB: 0 BB: 0 P: 12	R: 0 E: 0 K: 1 S: 8	H: 0 LOB: 0 BB: 0 P: 13	R: 0 E: 0 K: 0 S: 6	H: 1 LOB: 1 BB: 0 P: 6	R: 0 E: 0 K: 1 S: 8	H: 0 LOB: 0 BB: 0 P: 10	R: 1 E: 1 K: 2 S: 18	H: 1 LOB: 2 BB: 1 P: 28	R: 0 E: 0 K: 0 S: 6	H: 1 LOB: 1 BB: 0 P: 8		1B: 8 2B: 3 3B: 0 HR: 1	SF: 0 SAC: 0 DP: 0 HBP: 0	WP: 0 PB: 0 SB: 1 CS: 0	PA: 38						
<b>PITCHER</b>	IP	WLS	BF	H	R	ER	SO	BB	IBB	HBP	BLK	WP	HR	S	P	ERA	WHIP										
Pedro Martinez, R ERA: 4.36	1.1	L	13	6	6	6	0	1	0	0	0	0	0	29	45	40.50	6.750										
Barry Manuel, R ERA: 3.27	4.2		15	2	0	0	3	0	0	0	0	0	0	32	45	0.00	0.429										
Jeff Juden, R ERA: 4.07	2.0		10	2	1	0	2	1	0	0	0	0	0	24	36	0.00	1.500										



Batter	1	2	3	4	5	6	7	8	9	AB	R	H	RBI	BB	SO	LOB	TOP										
Mark Grudzielanek, R OBP: 0.339, SLG: 0.405	G1-3		G6-3			F9		K		4	0	0	0	0	1	3	<b>Montreal Expos @ San Diego Padres</b> Jack Murphy Stadium, San Diego, CA Tue Aug 20 1996, 10:05 PM EDT Att: 18,426 - Unknown - 75 F <a href="http://livebaseballscorecards.com">livebaseballscorecards.com</a>										
Mike Lansing, R OBP: 0.356, SLG: 0.437	G4-3			K			G5-3		G5-3	4	0	0	0	0	1	0											
David Segui, S OBP: 0.343, SLG: 0.414	FC5-4 1B			G4-3			G6-3		K	4	0	1	0	0	1	0											
Moises Alou, R OBP: 0.342, SLG: 0.461	FC5-4			G1-3			K		G4-3	4	0	0	0	0	1	1											
Darrin Fletcher, L OBP: 0.333, SLG: 0.454		L5-3 1B			F9			F7		3	0	1	0	0	0	0											
Henny Rodriguez, L OBP: 0.321, SLG: 0.565		L5-3			G6-3			G4-3		3	0	0	0	0	0	1											
Rondell White, R OBP: 0.358, SLG: 0.466			F9			K		BB S 1B		3	0	1	0	0	1	0											
Dave Silvestri, R OBP: 0.358, SLG: 0.276			B5-3			G5-3		BB BB		2	0	0	0	0	0	0											
F.P. Santangelo, S OBP: 0.321, SLG: 0.421								BB BB		0	0	0	0	0	1	0											
Rheal Cormier, L OBP: 0.205, SLG: 0.214			F7			G3		BB BB		2	0	0	0	0	0	0											
Cliff Floyd, L OBP: 0.333, SLG: 0.425								BB BB		0	0	0	0	0	1	0											
Omar Daal, L OBP: 0.342, SLG: 0.571								BB BB		0	0	0	0	0	0	0											
Mel Rojas, R OBP: 0.429, SLG: 0.571								BB BB		0	0	0	0	0	0	0											
<b>Inning Stats</b>	R: 0 E: 0 K: 0 S: 9	H: 1 LOB: 1 BB: 0 P: 12	R: 0 E: 0 K: 0 S: 7	H: 1 LOB: 0 BB: 0 P: 8	R: 0 E: 0 K: 0 S: 7	H: 0 LOB: 0 BB: 0 P: 11	R: 0 E: 0 K: 1 S: 11	H: 0 LOB: 0 BB: 0 P: 12	R: 0 E: 0 K: 1 S: 8	H: 0 LOB: 0 BB: 0 P: 11	R: 0 E: 0 K: 1 S: 7	H: 0 LOB: 0 BB: 0 P: 8	R: 0 E: 0 K: 1 S: 7	H: 1 LOB: 3 BB: 2 P: 28	R: 0 E: 0 K: 1 S: 7	H: 0 LOB: 0 BB: 0 P: 9	1B: 3 2B: 1 3B: 0 HR: 0	SF: 0 SAC: 0 DP: 1 HBP: 0	WP: 0 PB: 0 SB: 1 CS: 0	PA: 31							
<b>PITCHER</b>	IP	WLS	BF	H	R	ER	SO	BB	IBB	HBP	BLK	WP	HR	S	P	ERA	WHIP										
Bob Tewksbury, R ERA: 4.01	7.2	W	26	3	0	0	3	1	0	0	0	0	0	63	85	0.00	0.522										
Doug Bochler, R ERA: 3.74	0.1		2	0	0	0	1	1	0	0	0	0	0	8	14	0.00	3.000										
Trevor Hoffman, R ERA: 2.03	1.0	S	3	0	0	0	1	0	0	0	0	0	0	7	9	0.00	0.000										

Batter	1	2	3	4	5	6	7	8	9	AB	R	H	RBI	BB	SO	LOB	BOTTOM										
Rickey Henderson, R OBP: 0.416, SLG: 0.349	L4		G1-3			K		BB 2B		3	1	0	0	1	1	1	<b>Montreal Expos @ San Diego Padres</b> Jack Murphy Stadium, San Diego, CA Tue Aug 20 1996, 10:05 PM EDT Att: 18,426 - Unknown - 75 F <a href="http://livebaseballscorecards.com">livebaseballscorecards.com</a>										
Steve Finley, R OBP: 0.353, SLG: 0.517								BB S 1B		4	1	2	1	0	0	1											
Tony Gwynn, L OBP: 0.390, SLG: 0.449	G5-3 1B		G4-3		G3			BB S 2B		4	0	0	0	0	2	2											
Ken Caminiti, S OBP: 0.380, SLG: 0.566	G5-3		K			G5-3		K		4	0	0	0	0	2	2											
Greg Vaughn, R OBP: 0.373, SLG: 0.558	BB			G1-3 2B		HR		K		3	1	2	1	1	1	1											
John Flaherty, R OBP: 0.332, SLG: 0.485	P4			K		F8		BB S 1B		4	0	1	1	0	1	3											
Wally Joyner, L OBP: 0.398, SLG: 0.430		F7		G1-3			CS 1B	F8		4	0	1	0	0	0	2											
Craig Shipley, R OBP: 0.329, SLG: 0.423		G1-3		G6-3		CS	K			3	0	0	0	0	1	1											
Chris Gomez, R OBP: 0.355, SLG: 0.341							G6-3			3	0	2	0	0	0	0											
Bob Tewksbury, R OBP: 0.070, SLG: 0.055					SH2-3 1B					2	0	0	0	0	2	1											
Doug Bochler, R					SH2-3					0	0	0	0	0	0	0											
Trevor Hoffman, R							K			0	0	0	0	0	0	0											
<b>Inning Stats</b>	R: 0 E: 0 K: 0 S: 7	H: 1 LOB: 2 BB: 1 P: 17	R: 0 E: 0 K: 1 S: 10	H: 1 LOB: 0 BB: 0 P: 12	R: 0 E: 0 K: 1 S: 8	H: 0 LOB: 0 BB: 0 P: 12	R: 0 E: 0 K: 1 S: 11	H: 1 LOB: 1 BB: 0 P: 17	R: 0 E: 0 K: 1 S: 7	H: 1 LOB: 1 BB: 0 P: 8	R: 1 E: 0 K: 0 S: 9	H: 2 LOB: 0 BB: 0 P: 15	R: 0 E: 0 K: 2 S: 7	H: 0 LOB: 0 BB: 0 P: 10	R: 2 E: 0 K: 2 S: 14	H: 2 LOB: 1 BB: 1 P: 23	1B: 5 2B: 2 3B: 0 HR: 1	SF: 0 SAC: 1 DP: 0 HBP: 0	WP: 0 PB: 0 SB: 1 CS: 1	PA: 34							
<b>PITCHER</b>	IP	WLS	BF	H	R	ER	SO	BB	IBB	HBP	BLK	WP	HR	S	P	ERA	WHIP										
Rheal Cormier, L ERA: 4.11	7.0	L	27	6	1	1	6	1	0	0	0	0	0	59	91	1.29	1.000										
Omar Daal, L ERA: 3.19	0.1		3	1	2	2	1	1	0	0	0	0	0	7	12	54.00	6.000										
Mel Rojas, R ERA: 4.0	0.2		3	1	0	0	1	0	0	0	0	0	0	7	11	0.00	1.500										

AB	29
R	0
H	3
RBI	0
BB	2
SO	5
LOB	5



Batter	1	2	3	4	5	6	7	8	9	AB	R	H	RBI	BB	SO	LOB	TOP								
<b>Rondell White, R</b> OBP: 0.351, SLG: 0.457 (1, 8)	L5		G6-3		K			K		4	0	0	0	0	2	1	<b>Montreal Expos @ San Diego Padres</b> Jack Murphy Stadium, San Diego, CA Wed Aug 21 1996, 10:05 PM EDT Att: 29,182 - Unknown - 75 F								
<b>Mike Lansing, R</b> OBP: 0.357, SLG: 0.435 <b>Dave Veres, R</b> OBP: 0.429, SLG: 0.571 (8, 1)	G6-3		1B		F9			G5-3		4	0	1	0	0	0	0									
<b>David Segui, S</b> OBP: 0.342, SLG: 0.410 (1, 3)	1B		K		P4			G5-3		3	0	0	0	1	1										
<b>Moises Alou, R</b> OBP: 0.346, SLG: 0.466 (1, 7)	1B				P4			1B	BB	4	1	3	0	0	0	0									
<b>Sherman Obando, R</b> OBP: 0.330, SLG: 0.423 (1, 9)	F7				K			F8	1B	3	1	0	0	1	1	3									
<b>Mark Cudzielnick, R</b> OBP: 0.339, SLG: 0.405 (1, 6)					BB			L4	BB	3	0	1	0	1	0	0									
<b>Lenny Webster, R</b> OBP: 0.313, SLG: 0.252 (1, 2)					BB			P4	G5-3	4	0	0	1	0	1	4									
<b>Dave Silvestri, R</b> OBP: 0.356, SLG: 0.270 (1, 5)	G6-3				BB			G5-3	G1-3	3	0	0	1	1	0	1									
<b>Ugueth Urbina, R</b> OBP: 0.133, SLG: 0.100 <b>Mike Lyle, R</b> OBP: 0.355, SLG: 0.422 <b>Cliff Floyd, L</b> OBP: 0.327, SLG: 0.394 <b>Jeff Juden, R</b> ERA: 4.6 <b>Jose Paniagua, R</b> OBP: 0.327, SLG: 0.394 <b>Henry Rodriguez, L</b> OBP: 0.327, SLG: 0.394 <b>Omar Daal, L</b> ERA: 3.38 <b>F.P. Santangelo, S</b> OBP: 0.327, SLG: 0.394 (8, 4)					BB			F8	L8	0	0	0	0	1	0	0									
<b>Inning Stats</b>	R: 0 E: 0 K: 0 S: 11	H: 1 LOB: 2 BB: 1 P: 23	R: 0 E: 0 K: 0 S: 8	H: 0 LOB: 0 BB: 0 P: 14	R: 0 E: 0 K: 1 S: 6	H: 1 LOB: 1 BB: 1 P: 12	R: 0 E: 0 K: 3 S: 16	H: 1 LOB: 3 BB: 2 P: 29	R: 0 E: 0 K: 1 S: 6	H: 0 LOB: 0 BB: 0 P: 12	R: 0 E: 0 K: 0 S: 8	H: 0 LOB: 0 BB: 0 P: 16	R: 0 E: 0 K: 0 S: 6	H: 0 LOB: 0 BB: 0 P: 11	R: 0 E: 0 K: 1 S: 6	H: 0 LOB: 0 BB: 0 P: 6		R: 2 E: 0 K: 0 S: 11	H: 2 LOB: 1 BB: 1 P: 15	1B: 4 2B: 1 3B: 0 HR: 0	SF: 0 SAC: 0 DP: 1 HBP: 0	WP: 0 PB: 0 SB: 0 CS: 0	PA: 36		
<b>PITCHER</b>	IP	WLS	BF	H	R	ER	SO	BB	IBB	HBP	BLK	WP	HR	S	P	ERA	WHIP								
<b>Fernando Valenzuela, L</b> ERA: 3.75 <b>Willie Blair, R</b> ERA: 4.6 <b>Dario Veras, R</b> ERA: 3.38	(1, 1) (3, 1) (7, 1) (9, 1)	6.0 2.0 1.0	W 6 6	24 0 2	3 0 2	0 0 2	5 1 0	4 0 1	0 0 1	0 0 0	0 0 0	0 0 0	0 0 0	0 12 11	55 17 15	106 0.00 18.00	1.167 0.000 3.000								

AB 31  
R 2  
H 5  
RBI 2  
BB 5  
SO 6  
LOB 14



Batter	1	2	3	4	5	6	7	8	9	AB	R	H	RBI	BB	SO	LOB	BOTTOM								
<b>Tony Gwynn, L</b> OBP: 0.395, SLG: 0.456 (1, 9)	1B			G6-3						4	1	3	1	1	0	0	<b>Montreal Expos @ San Diego Padres</b> Jack Murphy Stadium, San Diego, CA Wed Aug 21 1996, 10:05 PM EDT Att: 29,182 - Unknown - 75 F								
<b>Wally Joyner, L</b> OBP: 0.395, SLG: 0.427 (1, 3)	1B	2B		F7				F8		5	1	1	0	0	2	4									
<b>Steve Finley, L</b> OBP: 0.352, SLG: 0.515 (1, 8)	1B				G3-1			G3		4	1	1	1	0	1	1									
<b>Ken Caminiti, S</b> OBP: 0.383, SLG: 0.581 (1, 5)	HR			K				HR		3	2	2	4	1	1	0									
<b>Greg Vaughn, R</b> OBP: 0.374, SLG: 0.564 <b>Dario Veras, R</b> (9, 1)	K			HR				G5-3		3	1	1	1	0	1	0									
<b>John Flaherty, R</b> OBP: 0.331, SLG: 0.482 (1, 2)	P5			HR				F9		4	0	1	0	0	1	2									
<b>Chris Gomez, R</b> OBP: 0.352, SLG: 0.337 (1, 6)	P3			K				K		4	0	0	0	0	2	3									
<b>Jody Reed, R</b> OBP: 0.311, SLG: 0.272 (1, 4)		G5-3		G4-3				F7		4	0	0	0	0	1	1									
<b>Fernando Valenzuela, L</b> OBP: 0.170, SLG: 0.208 <b>Chris Gwynn, L</b> ERA: 4.33 <b>Willie Blair, R</b> ERA: 3.92 <b>Rickey Henderson, R</b> OBP: 0.417, SLG: 0.351 (9, 7)				K				G6-3		2	1	1	0	0	1	0									
<b>Inning Stats</b>	R: 4 E: 0 K: 1 S: 17	H: 4 LOB: 0 BB: 0 P: 25	R: 1 E: 0 K: 2 S: 13	H: 2 LOB: 1 BB: 0 P: 21	R: 1 E: 0 K: 2 S: 13	H: 2 LOB: 1 BB: 0 P: 17	R: 0 E: 0 K: 1 S: 14	H: 0 LOB: 0 BB: 0 P: 18	R: 0 E: 0 K: 1 S: 11	H: 1 LOB: 1 BB: 0 P: 16	R: 1 E: 0 K: 0 S: 11	H: 1 LOB: 0 BB: 0 P: 17	R: 0 E: 0 K: 2 S: 11	H: 1 LOB: 2 BB: 1 P: 18	1B: 6 2B: 2 3B: 0 HR: 3	SF: 0 SAC: 0 DP: 0 HBP: 1		WP: 0 PB: 0 SB: 0 CS: 0	PA: 38						
<b>PITCHER</b>	IP	WLS	BF	H	R	ER	SO	BB	IBB	HBP	BLK	WP	HR	S	P	ERA	WHIP								
<b>Ugueth Urbina, R</b> ERA: 4.14 <b>Mike Diers, R</b> ERA: 4.33 <b>Jeff Juden, R</b> ERA: 3.92 <b>Jose Paniagua, R</b> ERA: 4.4 <b>Omar Daal, L</b> ERA: 3.28	(1, 1) (3, 1) (4, 1) (6, 1) (7, 1)	2.1 0.2 2.0 1.0 1.0	L 2 8 4 4	15 0 0 1 1	8 0 0 0 1	6 0 0 0 1	6 1 0 0 0	4 1 0 0 0	0 0 0 0 0	0 0 0 0 0	0 1 0 0 0	0 0 0 0 0	0 0 0 0 0	0 4 25 11 11	6 6 40 16 17	0.00 0.00 0.00 0.00 9.00	0.000 0.000 0.500 1.000 1.000								
<b>PITCHER</b>	IP	WLS	BF	H	R	ER	SO	BB	IBB	HBP	BLK	WP	HR	S	P	ERA	WHIP								
<b>Dave Veras, R</b> ERA: 4.84 (8, 1)	(8, 1)	1.0	5	1	0	0	2	1	0	0	0	0	0	11	18	0.00	2.000								

AB 35  
R 7  
H 11  
RBI 7  
BB 2  
SO 10  
LOB 11



Batter	1	2	3	4	5	6	7	8	9	AB	R	H	RBI	BB	SO	LOB	TOP					
Wendell Magee, R OBP: 0.172, SLG: 0.207	G5-3			F8	G6-3		G1-3		G5-3	5	0	0	1	0	0	1	<b>Philadelphia Phillies @ San Diego Padres</b> Jack Murphy Stadium, San Diego, CA Fri Aug 23, 1996, 10:05 PM EDT Att: 22,102 - Unknown - 76 F					
Mickey Morandini, L OBP: 0.331, SLG: 0.342	K			BB 1B	G4-3		G3-1		K	5	1	1	0	0	2	1						
Gregg Jefferies, S OBP: 0.335, SLG: 0.388	K			BB 1B			G3		G4-3	4	1	0	0	1	1	0						
Todd Zeile, R OBP: 0.348, SLG: 0.439		F8		G5-3 1B	BB		HR		2B FC4 1B	3	2	2	1	1	0	0						
Jim Eisenreich, L OBP: 0.405, SLG: 0.460	G4-3			1-2 2-3	BB		WP 1B		FC4 SH 2B	4	2	3	2	0	0	0						
Benito Santiago, R OBP: 0.319, SLG: 0.496	P4			1-2 2-H 3-H	1B		F8		G5-3	4	0	0	0	0	0	5						
Scott Rolen, R OBP: 0.391, SLG: 0.475			K		SH1-4 1B		WP 2B		FC4 SH	4	1	2	1	0	1	1						
Kevin Stocker, S OBP: 0.332, SLG: 0.345			L4-6 2B		SH1-4 1B		WP		SH	2	0	2	1	1	0	0						
Rich Hunter, R OBP: 0.182, SLG: 0.190			L4-6		SH1-4		F7		K	1	0	0	0	0	0	1						
Rubén Amaro, Jr., S OBP: 0.306, SLG: 0.462					1-2 2-3					0	0	0	0	0	0	0						
Toby Soriano, R OBP: 0.307, SLG: 0.376										0	0	0	0	0	0	0						
Ricardo Jordan, L OBP: 0.297, SLG: 0.355										0	0	0	0	0	0	0						
Pete Incaviglia, R OBP: 0.249, SLG: 0.427										0	0	0	0	0	0	1						
Ken Ryan, R OBP: 0.160, SLG: 0.200										0	0	0	0	0	0	0						
Ricky Bottalico, L OBP: 0.333, SLG: 0.687										0	0	0	0	0	0	0						
<b>Inning Stats</b>	R: 0 E: 0 K: 2 S: 8	H: 0 LOB: 0 BB: 0 P: 10	R: 0 E: 0 K: 0 S: 9	H: 0 LOB: 0 BB: 0 P: 12	R: 0 E: 0 K: 1 S: 7	H: 1 LOB: 0 BB: 0 P: 11	R: 2 E: 0 K: 0 S: 7	H: 2 LOB: 1 BB: 2 P: 18	R: 1 E: 0 K: 0 S: 9	H: 2 LOB: 1 BB: 0 P: 12	R: 2 E: 0 K: 0 S: 10	H: 3 LOB: 2 BB: 1 P: 21	R: 0 E: 0 K: 0 S: 5	H: 0 LOB: 0 BB: 0 P: 9	R: 2 E: 0 K: 1 S: 12	H: 2 LOB: 2 BB: 0 P: 15	R: 0 E: 0 K: 1 S: 8	H: 0 LOB: 0 BB: 0 P: 10	1B: 6 2B: 5 3B: 0 HR: 1	SF: 0 SAC: 2 DP: 3 HBP: 0	WP: 1 PB: 0 SB: 0 CS: 1	PA: 39
<b>PITCHER</b>	IP WLS BF H R ER SO BB IBB HBP BLK WP HR S P ERA WHIP																					
Tim Worrell, R ERA: 3.19	(1, 1) 5.1 L 23 7 5 5 3 2 0 0 0 0 0 1 44 70 8.44 1.688																					
Dario Veras, R ERA: 3.18	(6, 1) 0.2 4 1 0 0 0 0 0 1 0 0 0 1 6 14 0.00 1.500																					
Bob Tewksbury, R ERA: 4.07	(7, 1) 2.0 9 2 2 2 1 0 0 0 0 0 0 0 17 24 9.00 1.000																					
Sean Bergman, R ERA: 4.6	(9, 1) 1.0 3 0 0 0 1 0 0 0 0 0 0 0 8 10 0.00 0.000																					

Batter	1	2	3	4	5	6	7	8	9	AB	R	H	RBI	BB	SO	LOB	BOTTOM					
Rickey Henderson, R OBP: 0.419, SLG: 0.350	G3-1 BB	FC4-6		G1-3			S BB PB		G4-6-3 1B	3	1	1	0	2	0	2	<b>Philadelphia Phillies @ San Diego Padres</b> Jack Murphy Stadium, San Diego, CA Fri Aug 23, 1996, 10:05 PM EDT Att: 22,102 - Unknown - 76 F					
Tony Gwynn, L OBP: 0.390, SLG: 0.449	G3-4-3	G3-1		L3			F8		G4-6-3	5	0	0	0	0	4							
Steve Finley, L OBP: 0.353, SLG: 0.513	G3-1			G6-3			1B BB		FC6-5 PB BB	2	0	0	0	2	0	1						
Ken Caminiti, S OBP: 0.384, SLG: 0.579	K			1B BB			FC6-5		FC6-5	3	0	1	0	1	1	2						
Wally Joyner, L OBP: 0.396, SLG: 0.426		1B BB		G5-4-3 1B			F7		K	3	1	1	0	1	1	3						
John Flaherty, R OBP: 0.331, SLG: 0.481		1B BB		G5-4-3			G3		K	3	1	1	0	0	4							
Brian Johnson, R OBP: 0.299, SLG: 0.464		1B BB					G3		K	1	0	0	0	0	1	0						
Craig Shipley, R OBP: 0.337, SLG: 0.420		1B BB		G5-3			G6-3		G1-6-3 BB	3	1	1	1	1	0	0						
Chris Gomez, R OBP: 0.353, SLG: 0.335		1B BB		F9			G4-6-3 BB		G1-6-3	2	0	0	0	2	0	1						
Tim Worrell, R OBP: 0.200, SLG: 0.158							G4-6-3		K	2	0	2	2	0	0	0						
Dario Veras, R ERA: 6.54	(1, 1) 5.0 W 24 6 3 3 3 1 5 0 0 0 0 0 44 88 5.40 2.200																					
Toby Soriano, R ERA: 4.0	(6, 1) 1.0 4 0 1 1 0 2 0 0 0 0 0 0 6 15 9.00 2.000																					
Ricardo Jordan, L ERA: 1.8	(7, 1) 1.0 4 0 0 0 1 1 0 0 0 0 0 0 7 16 0.00 1.000																					
Ken Ryan, R ERA: 2.8	(8, 1) 1.0 3 0 0 0 1 1 0 0 0 0 0 0 7 12 0.00 1.000																					
Ricky Bottalico, R ERA: 3.7	(9, 1) 1.0 S 3 1 0 0 1 0 0 0 0 0 0 0 8 10 0.00 1.000																					
<b>Inning Stats</b>	R: 0 E: 0 K: 1 S: 10	H: 0 LOB: 1 BB: 1 P: 22	R: 3 E: 0 K: 0 S: 13	H: 3 LOB: 1 BB: 2 P: 28	R: 0 E: 0 K: 0 S: 8	H: 1 LOB: 1 BB: 1 P: 17	R: 0 E: 0 K: 0 S: 5	H: 1 LOB: 1 BB: 0 P: 6	R: 0 E: 0 K: 0 S: 8	H: 1 LOB: 2 BB: 1 P: 15	R: 0 E: 0 K: 0 S: 6	H: 0 LOB: 0 BB: 1 P: 11	R: 1 E: 0 K: 1 S: 7	H: 0 LOB: 1 BB: 2 P: 20	R: 0 E: 0 K: 1 S: 7	H: 0 LOB: 0 BB: 1 P: 12	R: 0 E: 0 K: 1 S: 8	H: 1 LOB: 0 BB: 0 P: 10	1B: 7 2B: 0 3B: 0 HR: 0	SF: 0 SAC: 0 DP: 4 HBP: 0	WP: 0 PB: 1 SB: 1 CS: 0	PA: 38
<b>PITCHER</b>	IP WLS BF H R ER SO BB IBB HBP BLK WP HR S P ERA WHIP																					

Batter	1	2	3	4	5	6	7	8	9	AB	R	H	RBI	BB	SO	LOB	TOP								
<b>Ricky Otero, S</b> OBP: 0.329, SLG: 0.348 (1, 8)	1-1 1B		0-2 G3			1-2 G6-4-3 1B			0-1 G3-6-1 1B	4	0	3	0	0	0	0									
<b>Mickey Morandini, L</b> OBP: 0.329, SLG: 0.339 (1, 4)	2-3 K			1-0 F9		0-0 G6-4-3			3-3 K	4	0	0	0	0	2	3									
<b>Gregg Jefferies, S</b> OBP: 0.331, SLG: 0.383 (1, 7)	1-1 L4			2-0 G4-3		1-0 P6			2-0 G3-6-1	4	0	0	0	0	0	2									
<b>Todd Zeile, R</b> OBP: 0.348, SLG: 0.437 (1, 3)	3-2 G6-3			4-2 BB			2-3 K			2	0	0	0	1	1										
<b>Bento Santiago, R</b> OBP: 0.317, SLG: 0.492 (1, 2)		2-3 K		1-3 K			0-0 G6-3			3	0	0	0	0	2	1									
<b>Scott Rolen, R</b> OBP: 0.379, SLG: 0.458 (1, 5)		2-3 K			0-0 P4		1-1 G4-3			3	0	0	0	0	1	0									
<b>Wendell Magee, R</b> OBP: 0.156, SLG: 0.188 (1, 9)		1-3 K			0-3 K			2-3 K		3	0	0	0	0	3	0									
<b>Kevin Stocker, S</b> OBP: 0.329, SLG: 0.341 (1, 6)			2-3 K		3-1 G3-1			2-3 K		3	0	0	0	0	2	0									
<b>55 Matt Beech, L</b> <b>Ruben Amaro Jr., S</b> <b>Jeff Parrett, R</b> <b>Russ Springer, R</b> <b>Pete Incaviglia, R</b> <b>Larry Mitchell, R</b> (1, 1) (6, PH) (6, 1) (7, 1) (8, PH) (8, 1)			0-0 L1			4-0 G6-4-3 BB		1-3 K		1	0	0	0	0	0	0									
<b>Inning Stats</b>	R: 0 E: 0 K: 1 S: 10	H: 1 LOB: 1 BB: 0 P: 17	R: 0 E: 0 K: 3 S: 12	H: 0 LOB: 0 BB: 0 P: 17	R: 0 E: 0 K: 1 S: 7	H: 0 LOB: 0 BB: 0 P: 9	R: 0 E: 0 K: 1 S: 7	H: 0 LOB: 1 BB: 1 P: 15	R: 0 E: 0 K: 1 S: 6	H: 0 LOB: 0 BB: 0 P: 9	R: 1 E: 0 K: 0 S: 5	H: 1 LOB: 0 BB: 1 P: 11	R: 0 E: 0 K: 1 S: 6	H: 0 LOB: 0 BB: 0 P: 9	R: 0 E: 0 K: 3 S: 10	H: 0 LOB: 0 BB: 0 P: 15	R: 0 E: 0 K: 1 S: 6	H: 1 LOB: 0 BB: 0 P: 11	1B: 3 2B: 0 3B: 0 HR: 0	SF: 0 SAC: 0 DP: 2 HBP: 0	WP: 0 PB: 0 SB: 0 CS: 0	PA: 30			
<b>PITCHER</b>	IP	WLS	BF	H	R	ER	SO	BB	IBB	HBP	BLK	WP	HR	S	P	ERA	WHIP								
<b>Joey Hamilton, R</b> ERA: 4.23 <b>Doug Bochtler, R</b> ERA: 3.67 <b>Dustin Hermanson, R</b> ERA: 7.59	(1, 1) (8, 1) (9, 1)	7.0	W	24	2	1	1	8	2	0	0	0	0	53	87	1.29	0.571								

Philadelphia Phillies @ San Diego Padres  
Jack Murphy Stadium, San Diego, CA  
Sat Aug 24 1996, 10:05 PM EDT  
Att: 31,023 - Unknown - 75 F

AB 28  
R 1  
H 3  
RBI 0  
BB 2  
SO 12  
LOB 7



Batter	1	2	3	4	5	6	7	8	9	AB	R	H	RBI	BB	SO	LOB	BOTTOM								
<b>Rickey Henderson, R</b> OBP: 0.422, SLG: 0.363 <b>Steve Finley, R</b> OBP: 0.354, SLG: 0.513 (1, 8) (8, 8)	1-2 HR		0-0 F9		1-1 G4-3 SF9 2B		4-0 2B BB	4-0 G4-3 G4-3 BB		3	3	2	1	1	0	0									
<b>Tony Gwynn, L</b> OBP: 0.387, SLG: 0.448 (1, 9)	0-2 G4-3		1-0 F7		1-0 G4-3		2-1 2B SAFE	2-1 G4-3		5	1	1	1	0	0	2									
<b>Ken Caminiti, S</b> OBP: 0.386, SLG: 0.583 (1, 5)	1-2 FC6-4 1B		3-0 1B		0-1 SF9		2-0 G3 1B 2B	1-2 G4-3		4	1	3	2	0	0	1									
<b>Greg Vaughn, R</b> OBP: 0.372, SLG: 0.564 (1, 7)	2-3 K		3-1 P6		3-H 2-1 3B		1-1 G3	0-3 K		5	0	1	0	0	2	4									
<b>Archi Cianfrocco, R</b> OBP: 0.322, SLG: 0.423 (1, 3)	1-1 FC6-4			4-2 2B SF9 BB		1-0 F7		0-2 2B SF9 1B		3	2	1	1	1	0	2									
<b>Brian Johnson, R</b> OBP: 0.308, SLG: 0.481 (1, 2)		2-2 L1-6 1B		0-0 SF9		2-0 P4		0-2 2B		4	0	3	0	0	0	0									
<b>Chris Gomez, R</b> OBP: 0.355, SLG: 0.335 (1, 6)		0-1 1B		2-3 K		1-1 F9		4-0 IBB		3	0	1	0	1	1	2									
<b>Jody Reed, R</b> OBP: 0.311, SLG: 0.275 (1, 4)		3-2 F8		0-2 SF9		3-1 2B		2-0 SF9		2	0	1	2	0	0	2									
<b>Joey Hamilton, R</b> OBP: 0.186, SLG: 0.246 <b>Scott Livingstone, L</b> OBP: 0.355, SLG: 0.368 <b>Doug Bochtler, R</b> <b>Dustin Hermanson, R</b> (1, 1) (7, PH) (8, 1) (9, 1)		0-2 L1-6		2-3 3-H K		1-3 K		3-H 1-3 K		3	0	0	0	0	2	4									
<b>Inning Stats</b>	R: 1 E: 0 K: 1 S: 17	H: 2 LOB: 1 BB: 0 P: 22	R: 0 E: 0 K: 0 S: 18	H: 2 LOB: 1 BB: 0 P: 23	R: 0 E: 0 K: 0 S: 5	H: 1 LOB: 1 BB: 0 P: 12	R: 1 E: 0 K: 2 S: 12	H: 1 LOB: 1 BB: 1 P: 18	R: 1 E: 0 K: 0 S: 8	H: 2 LOB: 1 BB: 0 P: 13	R: 0 E: 0 K: 1 S: 8	H: 1 LOB: 0 BB: 0 P: 15	R: 4 E: 0 K: 1 S: 16	H: 4 LOB: 2 BB: 2 P: 32	R: 0 E: 0 K: 1 S: 8	H: 0 LOB: 1 BB: 1 P: 15	1B: 5 2B: 7 3B: 1 HR: 1	SF: 3 SAC: 0 DP: 1 HBP: 0	WP: 0 PB: 0 SB: 0 CS: 0	PA: 40					
<b>PITCHER</b>	IP	WLS	BF	H	R	ER	SO	BB	IBB	HBP	BLK	WP	HR	S	P	ERA	WHIP								
<b>55 Matt Beech, L</b> ERA: 5.82 <b>Jeff Parrett, R</b> ERA: 4.18 <b>Russ Springer, R</b> ERA: 5.06 <b>Larry Mitchell, R</b> ERA: 1.42	(1, 1) (6, 1) (7, 1) (8, 1)	5.0	L	23	8	3	3	3	1	0	0	0	0	11	26	27.00	4.000								

Philadelphia Phillies @ San Diego Padres  
Jack Murphy Stadium, San Diego, CA  
Sat Aug 24 1996, 10:05 PM EDT  
Att: 31,023 - Unknown - 75 F

AB 33  
R 7  
H 13  
RBI 7  
BB 4  
SO 6  
LOB 19



Batter	1	2	3	4	5	6	7	8	9	AB	R	H	RBI	BB	SO	LOB	TOP										
<b>Ricky Otero, S</b> OBP: 0.328, SLG: 0.344 (1, 8)	G1			G1-3		P6		F7		4	0	0	0	1	0	2	<b>Philadelphia Phillies @ San Diego Padres</b> Jack Murphy Stadium, San Diego, CA Sun Aug 25 1996, 6:33 AM EDT Att: 30,036 - Sunny - 83 F										
<b>Mickey Morandini, L</b> OBP: 0.328, SLG: 0.339 (1, 4)	2B FC5-2	F8			BB SF9		F8		F8	5	1	2	0	0	0	2											
<b>Gregg Jefferies, S</b> OBP: 0.335, SLG: 0.389 (1, 7)			G3		BB		F7			5	0	3	0	0	0	0											
<b>Todd Zeile, R</b> OBP: 0.351, SLG: 0.438 (1, 3)	FC5-2			G1-3					G5-4-3	4	0	2	0	1	0	3											
<b>Jim Eisenreich, L</b> OBP: 0.403, SLG: 0.459 (1, 9)	G4-3		G1-3		SF9					3	0	1	1	0	0	3											
<b>Scott Rolen, R</b> OBP: 0.374, SLG: 0.460 (1, 5)		F8 G6-3		K				F9		4	1	1	0	0	2	5											
<b>Kevin Stocker, S</b> OBP: 0.326, SLG: 0.337 <b>Jeff Parrett, R</b> (8, 1)		F8		K				F7		4	0	0	0	0	2	3											
<b>Gary Bennett, R</b> OBP: 0.500, SLG: 0.500 (1, 2)		G6-3				F9				4	0	2	1	0	0	0											
<b>David West, L</b> OBP: 0.271, SLG: 0.400 <b>Larry Mitchell, R</b> OBP: 0.346, SLG: 0.454 <b>Pete Incaviglia, R</b> OBP: 0.346, SLG: 0.454 <b>Toby Borland, R</b> OBP: 0.346, SLG: 0.454 <b>Ricardo Jordan, L</b> OBP: 0.302, SLG: 0.390 (1, 1) (2, 1) (6, PH) (6, 1) (7, 1) (8, PH) (8, 6)				K		P5		F9		1	0	1	0	0	0	0											
<b>Inning Stats</b>	R: 0 E: 0 K: 0 S: 17	H: 2 LOB: 2 BB: 0 P: 25	R: 1 E: 0 K: 0 S: 11	H: 2 LOB: 2 BB: 1 P: 21	R: 0 E: 0 K: 1 S: 9	H: 1 LOB: 1 BB: 0 P: 13	R: 0 E: 0 K: 2 S: 10	H: 1 LOB: 1 BB: 0 P: 14	R: 1 E: 0 K: 2 S: 16	H: 2 LOB: 2 BB: 1 P: 27	R: 0 E: 0 K: 0 S: 6	H: 0 LOB: 0 BB: 0 P: 11	R: 0 E: 0 K: 0 S: 15	H: 2 LOB: 2 BB: 0 P: 22	R: 0 E: 0 K: 0 S: 8	H: 1 LOB: 1 BB: 0 P: 15		R: 0 E: 0 K: 0 S: 7	H: 1 LOB: 0 BB: 0 P: 9	1B: 10 2B: 2 3B: 0 HR: 0	SF: 1 SAC: 0 DP: 1 HBP: 0	WP: 0 PB: 0 SB: 0 CS: 0	PA: 40				
<b>PITCHER</b>	IP	WLS	BF	H	R	ER	SO	BB	IBB	HBP	BLK	WP	HR	S	P	ERA	WHIP										
<b>Scott Sanders, R</b> ERA: 3.69 <b>Willie Blair, R</b> ERA: 4.5 <b>Dario Veras, R</b> ERA: 3.09 <b>Mike Oquist, R</b> ERA: <b>Sean Bergman, R</b> ERA: 4.66 (1, 1) (6, 1) (7, 1) (8, 1) (9, 1)	5.0	W	25	8	2	2	5	2	0	0	0	0	0	63	100	3.60	2.000										
<b>Batter</b>	1	2	3	4	5	6	7	8	9	AB	R	H	RBI	BB	SO	LOB	BOTTOM										
<b>Rickey Henderson, R</b> OBP: 0.423, SLG: 0.363 <b>Scott Livingstone, L</b> OBP: 0.355, SLG: 0.368 (1, 9) (8, 5)	3B BB	E 1B	G4-3			F8	1B BB			3	3	1	0	2	0	1	<b>Philadelphia Phillies @ San Diego Padres</b> Jack Murphy Stadium, San Diego, CA Sun Aug 25 1996, 6:33 AM EDT Att: 30,036 - Sunny - 83 F										
<b>Steve Finley, L</b> OBP: 0.355, SLG: 0.520 (1, 8)	2B 3B	1B E 1B	L3			G4-3	1B 1B			5	2	4	3	0	0	1											
<b>Ken Caminiti, S</b> OBP: 0.388, SLG: 0.584 <b>Mike Oquist, R</b> <b>Sean Bergman, R</b> OBP: 0.100, SLG: 0.200 (1, 5) (8, 1) (9, 1)		E1 G6-4-3				G4-3	BB G4-6-3			4	1	2	2	1	0	2											
<b>Greg Vaughn, R</b> OBP: 0.373, SLG: 0.561 (1, 7)	1B 1B	1B G6-4-3				K		F9		4	0	1	0	1	2	4											
<b>John Flaherty, R</b> OBP: 0.330, SLG: 0.477 (1, 2)	1B	G6-4-3		G4-6-3		G4-3		G6-3	G6-3	5	0	1	1	0	0	3											
<b>Craig Shipley, R</b> OBP: 0.348, SLG: 0.429 <b>Chris Gomez, R</b> OBP: 0.355, SLG: 0.336 (1, 6) (6, 6)	1B	F8				S 1B	1B	BB 1B	K	3	1	2	0	0	0	1											
<b>Archi Cianfrocco, R</b> OBP: 0.330, SLG: 0.436 (1, 3)	P3		SF8			K		2B 1B		4	2	2	0	1	1	4											
<b>Jody Reed, R</b> OBP: 0.312, SLG: 0.280 (1, 4)	K		SF8			K		1B 2B		4	1	2	3	0	2	4											
<b>Scott Sanders, R</b> OBP: 0.228, SLG: 0.304 <b>Tony Gwynn, L</b> OBP: 0.329, SLG: 0.447 <b>Willie Blair, R</b> ERA: 2.61 <b>Dario Veras, R</b> ERA: 4.38 <b>Ricardo Jordan, L</b> ERA: 1.76 <b>Jeff Parrett, R</b> ERA: 4.1 (1, 1) (5, PH) (6, 1) (7, 1) (8, PH) (8, 9)		K	G4-3			G4-6-3		G4-3		2	0	1	0	0	1	3											
<b>Inning Stats</b>	R: 3 E: 0 K: 2 S: 18	H: 4 LOB: 3 BB: 2 P: 31	R: 2 E: 1 K: 0 S: 14	H: 3 LOB: 1 BB: 0 P: 21	R: 1 E: 0 K: 0 S: 12	H: 2 LOB: 1 BB: 0 P: 18	R: 0 E: 0 K: 1 S: 6	H: 0 LOB: 0 BB: 1 P: 10	R: 1 E: 0 K: 1 S: 7	H: 2 LOB: 0 BB: 0 P: 12	R: 0 E: 0 K: 1 S: 10	H: 1 LOB: 1 BB: 0 P: 12	R: 4 E: 0 K: 0 S: 13	H: 4 LOB: 2 BB: 2 P: 31	R: 0 E: 0 K: 2 S: 12	H: 1 LOB: 1 BB: 0 P: 14		1B: 12 2B: 3 3B: 2 HR: 0	SF: 1 SAC: 0 DP: 3 HBP: 0	WP: 0 PB: 0 SB: 2 CS: 0	PA: 44						
<b>PITCHER</b>	IP	WLS	BF	H	R	ER	SO	BB	IBB	HBP	BLK	WP	HR	S	P	ERA	WHIP										
<b>David West, L</b> ERA: 5.75 <b>Larry Mitchell, R</b> ERA: 2.61 <b>Toby Borland, R</b> ERA: 4.38 <b>Ricardo Jordan, L</b> ERA: 1.76 <b>Jeff Parrett, R</b> ERA: 4.1 (1, 1) (2, 1) (6, 1) (7, 1) (8, 1)	1.0	L	11	6	5	4	2	2	0	0	0	0	0	23	40	36.00	8.000										

Batter	1	2	3	4	5	6	7	8	9	AB	R	H	RBI	BB	SO	LOB	TOP										
<b>Tony Gwynn, L</b> OBP: 0.397, SLG: 0.447 (1, 9)	G4-3			G3-6 1B		L7		1B HR		4	1	2	0	0	0	0	<b>San Diego Padres @ New York Mets</b> Shea Stadium, Flushing, NY Tue Aug 27 1996, 7:05 PM EDT Att: 17,925 - Unknown - 77 F										
<b>Wally Joyner, L</b> OBP: 0.397, SLG: 0.430 (1, 3)	L6			G3-6 1-2				HR 1B		4	1	2	1	0	0	1											
<b>Steve Finley, L</b> OBP: 0.358, SLG: 0.523 (1, 8)	P5			G4-3		G3-1		HR		4	1	1	3	0	0	1											
<b>Ken Caminiti, S</b> OBP: 0.385, SLG: 0.579 (1, 5)			F8		G3-1		K	L3		4	0	0	0	0	1	0											
<b>Greg Vaughn, R</b> OBP: 0.372, SLG: 0.560 <b>Chris Gwynn, L</b> OBP: 0.273, SLG: 0.244 (7, PR) (7, 7)			K		1B 1B		E5 F8	L7		3	0	1	0	0	1	0											
<b>John Flaherty, R</b> OBP: 0.329, SLG: 0.474 (1, 2)	G6-3				FC4 1B		F8		G5-3	4	0	1	0	0	0	1											
<b>Chris Gomez, R</b> OBP: 0.352, SLG: 0.332 (1, 6)			G6-3		F9		K		G5-3	4	0	0	0	0	1	3											
<b>Jody Reed, R</b> OBP: 0.311, SLG: 0.280 (1, 4)			G6-3		FC4 1-2			1B 1B	G5-3	4	1	1	0	0	0	2											
<b>Bob Tewksbury, R</b> OBP: 0.069, SLG: 0.052 <b>Ricky Henderson, R</b> OBP: 0.427, SLG: 0.362 <b>Willie Blair, R</b> OBP: 0.338 <b>Scott Livingstone, L</b> OBP: 0.300, SLG: 0.358 <b>Doug Bochtler, R</b> <b>Trevor Hoffman, R</b> (1, 1) (6, PH) (6, 1) (6, PH) (8, 1) (8, 1)			K			F8		P6		1	0	0	0	0	1	0											
<b>Inning Stats</b>	R: 0 E: 0 K: 0 S: 7	H: 0 LOB: 0 BB: 0 P: 15	R: 0 E: 0 K: 1 S: 6	H: 0 LOB: 0 BB: 0 P: 10	R: 0 E: 0 K: 1 S: 10	H: 0 LOB: 0 BB: 0 P: 14	R: 0 E: 0 K: 0 S: 11	H: 1 LOB: 0 BB: 0 P: 15	R: 0 E: 0 K: 0 S: 14	H: 2 LOB: 2 BB: 0 P: 18	R: 0 E: 0 K: 0 S: 9	H: 1 LOB: 1 BB: 0 P: 12	R: 0 E: 1 K: 2 S: 11	H: 0 LOB: 1 BB: 0 P: 14	R: 4 E: 0 K: 0 S: 14	H: 4 LOB: 0 BB: 0 P: 22		R: 0 E: 0 K: 0 S: 6	H: 0 LOB: 0 BB: 0 P: 9	1B: 6 2B: 1 3B: 0 HR: 1	SF: 0 SAC: 0 DP: 1 HBP: 0	WP: 0 PB: 0 SB: 0 CS: 0	PA: 35				
<b>PITCHER</b>	IP	WLS	BF	H	R	ER	SO	BB	IBB	HBP	BLK	WP	HR	S	P	ERA	WHIP										
<b>Bobby Jones, R</b> ERA: 4.48 <b>Dave Mlicki, R</b> ERA: 3.41 <b>Derek Wallace, R</b> ERA: 7.94	(1, 1)	7.1	28	6	2	2	4	0	0	0	0	0	0	76	110	2.46	0.818										
(8, 1)	0.2	L	4	2	2	2	0	0	0	0	0	0	1	6	10	27.00	3.000										
(9, 1)	1.0	3	0	0	0	0	0	0	0	0	0	0	0	6	9	0.00	0.000										

AB	35
R	4
H	8
RBI	4
BB	0
SO	4
LOB	9



Batter	1	2	3	4	5	6	7	8	9	AB	R	H	RBI	BB	SO	LOB	BOTTOM										
<b>Lance Johnson, L</b> OBP: 0.351, SLG: 0.463 (1, 8)	B1-3	G3			L6			F9 2B		4	0	1	0	0	0	1	<b>San Diego Padres @ New York Mets</b> Shea Stadium, Flushing, NY Tue Aug 27 1996, 7:05 PM EDT Att: 17,925 - Unknown - 77 F										
<b>Edgardo Alfonzo, R</b> OBP: 0.285, SLG: 0.313 (1, 4)	L1		G4-6-3 1B		K			F9 2-3		4	0	1	0	0	1	1											
<b>Bernard Gilkey, R</b> OBP: 0.390, SLG: 0.576 (1, 7)	2B BB		P6		K			P5		3	1	0	0	1	1	2											
<b>Todd Hundley, S</b> OBP: 0.365, SLG: 0.594 (1, 2)	1-H 2B		G4-6-3 1-2		G4-3			BB IBB		3	0	1	1	1	0	1											
<b>Alex Ochoa, R</b> OBP: 0.349, SLG: 0.443 (1, 9)	E6			HR 1B	G1-3			BB BB		3	1	1	0	1	0	1											
<b>Roberto Petagine, L</b> OBP: 0.268, SLG: 0.311 (1, 3)	K			1-H HR	G3-1			F9		4	1	1	2	0	1	5											
<b>Alvaro Espinoza, R</b> OBP: 0.304, SLG: 0.427 <b>Andy Tomberlin, L</b> OBP: 0.400, SLG: 0.553 (9, PH)		G6-3			G5-3			F9		3	0	0	0	0	0	0											
<b>Rey Ordenez, R</b> OBP: 0.296, SLG: 0.304 <b>Brent Mayne, L</b> OBP: 0.370, SLG: 0.393 (9, PH)		SH2-4 1B			L7			CS 1B		3	0	2	0	0	0	0											
<b>Bobby Jones, R</b> OBP: 0.151, SLG: 0.157 <b>Dave Mlicki, R</b> OBP: 0.200, SLG: 0.111 <b>Derek Wallace, R</b> <b>Chris Jones, R</b> OBP: 0.298, SLG: 0.382 (8, PH) (8, 1) (9, 1) (8, PH)		SH2-4			G5-3			P4 1-2		2	0	0	0	0	0	1											
<b>Inning Stats</b>	R: 1 E: 1 K: 1 S: 11	H: 1 LOB: 2 BB: 1 P: 16	R: 0 E: 0 K: 0 S: 11	H: 1 LOB: 1 BB: 0 P: 16	R: 0 E: 0 K: 0 S: 4	H: 1 LOB: 0 BB: 0 P: 4	R: 2 E: 0 K: 0 S: 9	H: 2 LOB: 0 BB: 0 P: 12	R: 0 E: 0 K: 2 S: 9	H: 0 LOB: 0 BB: 0 P: 13	R: 0 E: 0 K: 0 S: 8	H: 0 LOB: 0 BB: 0 P: 12	R: 0 E: 0 K: 0 S: 7	H: 1 LOB: 0 BB: 0 P: 11	R: 0 E: 0 K: 0 S: 16	H: 1 LOB: 3 BB: 2 P: 31		R: 0 E: 0 K: 0 S: 10	H: 0 LOB: 0 BB: 0 P: 14	1B: 4 2B: 2 3B: 0 HR: 1	SF: 0 SAC: 1 DP: 1 HBP: 0	WP: 0 PB: 0 SB: 0 CS: 1	PA: 36				
<b>PITCHER</b>	IP	WLS	BF	H	R	ER	SO	BB	IBB	HBP	BLK	WP	HR	S	P	ERA	WHIP										
<b>Bob Tewksbury, R</b> ERA: 4.1 <b>Willie Blair, R</b> ERA: 4.38 <b>Doug Bochtler, R</b> ERA: 3.62 <b>Trevor Hoffman, R</b> ERA: 1.99	(1, 1)	5.0	21	5	3	3	3	1	0	0	0	0	0	15	23	0.00	0.500										
(6, 1)	2.0	W	6	1	0	0	0	0	0	0	0	0	0	12	19	0.00	1.500										
(8, 1)	0.2	3	1	0	0	0	0	0	0	0	0	0	0	14	26	0.00	0.750										
(8, 1)	1.1	S	6	0	0	0	0	1	1	0	0	0	0	14	26	0.00	0.750										

AB	32
R	3
H	7
RBI	3
BB	3
SO	3
LOB	12




Batter	1	2	3	4	5	6	7	8	9	10	11	12	AB	R	H	RBI	BB	SO	LOB								
<b>Rickey Henderson, R</b> OBP: 0.419, SLG: 0.359	G5-3		G6-3			P6		F9		G6-3		L7	6	0	0	0	0	0	1								
<b>Tony Gwynn, L</b> OBP: 0.386, SLG: 0.445	G4-3			G6-3		G6-3 1B		F8			F8			6	0	2	0	0	0								
<b>Steve Finley, L</b> OBP: 0.358, SLG: 0.519	K			L9		G6-3 1-2f		K				G4-3 1B	6	0	1	0	0	2	3								
<b>Ken Caminiti, S</b> OBP: 0.389, SLG: 0.594		F7					HR						4	2	3	2	1	0	0								
<b>Wally Joyner, L</b> OBP: 0.400, SLG: 0.435					K								5	0	3	0	0	2	1								
<b>John Flaherty, R</b> OBP: 0.324, SLG: 0.468													5	0	0	0	0	2	4								
<b>Chris Gomez, R</b> OBP: 0.352, SLG: 0.333													5	1	2	0	0	0	2								
<b>Jody Reed, R</b> OBP: 0.313, SLG: 0.280													3	0	1	0	1	0	0								
<b>Fernando Valenzuela, L</b> ERA: 3.49 <b>Tim Worrell, R</b> ERA: 4.4 <b>Paul Byrd, R</b> ERA: 3.99 <b>Doug Henry, R</b> ERA: 3.82 <b>John Franco, L</b> ERA: 1.85			L8										2	0	0	0	0	0	1								
<b>Inning Stats</b>	R: 0 E: 0 K: 1 S: 10	H: 0 LOB: 0 BB: 0 P: 18	R: 0 E: 0 K: 0 S: 8	H: 1 LOB: 1 BB: 0 P: 15	R: 0 E: 0 K: 1 S: 6	H: 0 LOB: 0 BB: 0 P: 8	R: 0 E: 0 K: 1 S: 8	H: 1 LOB: 0 BB: 0 P: 14	R: 0 E: 0 K: 1 S: 8	H: 1 LOB: 0 BB: 0 P: 12	R: 1 E: 0 K: 1 S: 11	H: 2 LOB: 2 BB: 1 P: 23	R: 0 E: 0 K: 1 S: 7	H: 0 LOB: 0 BB: 0 P: 11	R: 1 E: 0 K: 1 S: 9	H: 2 LOB: 0 BB: 0 P: 17	R: 0 E: 0 K: 0 S: 7	H: 0 LOB: 0 BB: 0 P: 8	R: 0 E: 0 K: 1 S: 8	H: 2 LOB: 2 BB: 1 P: 17	R: 1 E: 0 K: 0 S: 8	H: 3 LOB: 2 BB: 0 P: 8	1B: 10 2B: 1 3B: 0 HR: 2	SF: 0 SAC: 1 DP: 1 HBP: 0	WP: 0 PB: 0 SB: 1 CS: 1	PA: 49	
<b>PITCHER</b>	IP	WLS	BF	H	R	ER	SO	BB	IBB	HBP	BLK	WP	HR	S	P	ERA	WHIP										
<b>Mark Clark, R</b> ERA: 3.49	(1, 1)	6.0	23	6	1	1	3	0	0	0	0	0	0	5	14	0.00	1.500										
<b>Jerry Dipoto, R</b> ERA: 4.4	(7, 1)	0.2	3	0	0	0	1	1	0	0	0	0	0	5	14	0.00	1.500										
<b>Paul Byrd, R</b> ERA: 3.99	(7, 1)	0.1	1	0	0	0	0	0	0	0	0	0	0	3	3	0.00	0.000										
<b>Doug Henry, R</b> ERA: 3.82	(8, 1)	1.0	3	0	0	0	1	0	0	0	0	0	0	7	11	0.00	0.000										
<b>John Franco, L</b> ERA: 1.85	(9, 1)	2.0	7	2	1	1	1	0	0	0	0	0	1	16	25	4.50	1.000										
<b>PITCHER</b>	IP	WLS	BF	H	R	ER	SO	BB	IBB	HBP	BLK	WP	HR	S	P	ERA	WHIP										
<b>Derek Wallace, R</b> ERA: 7.04	(11, 1)	2.0	11	5	1	1	1	1	0	0	0	0	0	16	25	4.50	3.000										

**San Diego Padres @ New York Mets**  
Shea Stadium, Flushing, NY

Wed Aug 28 1996, 7:05 PM EDT  
Att: 17,442 - Unknown - 73 F

AB	45
R	3
H	13
RBI	3
BB	2
SO	7
LOB	14





Batter	1	2	3	4	5	6	7	8	9	10	11	12	AB	R	H	RBI	BB	SO	LOB								
<b>Lance Johnson, L</b> OBP: 0.349, SLG: 0.460	K												6	0	1	0	0	3	7								
<b>Edgardo Alfonzo, R</b> OBP: 0.283, SLG: 0.308													5	0	0	0	1	2	5								
<b>Bernard Gilkey, R</b> OBP: 0.388, SLG: 0.573													6	0	1	0	0	1	2								
<b>Todd Hundley, S</b> OBP: 0.365, SLG: 0.589													4	1	0	0	2	2	2								
<b>Alex Ochoa, R</b> OBP: 0.351, SLG: 0.444													4	0	2	0	0	0	0								
<b>John Franco, L</b> OBP: 0.393, SLG: 0.542													0	0	0	0	0	0	0								
<b>Andy Tomberlin, L</b> OBP: 0.393, SLG: 0.542													1	0	0	0	0	1	1								
<b>Derek Wallace, R</b> ERA: 7.04													0	0	0	0	0	0	0								
<b>Brent Mayne, L</b> OBP: 0.366, SLG: 0.399													1	0	0	0	0	1	1								
<b>Alvaro Espinoza, R</b> OBP: 0.303, SLG: 0.424													4	0	1	1	0	0	1								
<b>Tim Bogar, R</b> OBP: 0.246, SLG: 0.226													3	0	0	0	0	0	1								
<b>Roberto Petagine, L</b> OBP: 0.220, SLG: 0.304													1	0	0	0	1	0	0								
<b>Ray Ordonez, R</b> OBP: 0.259, SLG: 0.308													5	1	3	0	0	0	2								
<b>Mark Clark, R</b> ERA: 3.7	(1, 1)	6.0	25	4	2	2	4	3	0	0	0	0	0	0	0	0	0	0	0								
<b>Tim Worrell, R</b> ERA: 3.19	(7, 1)	0.0	2	1	0	0	0	1	0	0	0	0	0	0	0	0	0	0	0								
<b>Dano Veras, R</b> ERA: 2.45	(7, 1)	3.0	10	1	0	0	2	0	0	1	0	0	0	0	0	0	0	1	0								
<b>Doug Bochler, R</b> ERA: 3.56	(10, 1)	1.0	6	1	0	0	2	2	0	0	0	0	0	11	23	0.00	3.000										
<b>Sean Bergman, R</b> ERA: 4.51	(11, 1)	1.0	3	0	0	0	0	0	0	0	0	0	0	7	11	0.00	0.000										
<b>PITCHER</b>	IP	WLS	BF	H	R	ER	SO	BB	IBB	HBP	BLK	WP	HR	S	P	ERA	WHIP										
<b>Fernando Valenzuela, L</b> ERA: 3.7	(1, 1)	6.0	25	4	2	2	4	3	0	0	0	0	0	0	0	0	0	0	0								
<b>Tim Worrell, R</b> ERA: 3.19	(7, 1)	0.0	2	1	0	0	0	1	0	0	0	0	0	0	0	0	0	0	0								
<b>Dano Veras, R</b> ERA: 2.45	(7, 1)	3.0	10	1	0	0	2	0	0	1	0	0	0	0	0	0	0	1	0								
<b>Doug Bochler, R</b> ERA: 3.56	(10, 1)	1.0	6	1	0	0	2	2	0	0	0	0	0	11	23	0.00	3.000										
<b>Sean Bergman, R</b> ERA: 4.51	(11, 1)	1.0	3	0	0	0	0	0	0	0	0	0	0	7	11	0.00	0.000										
<b>PITCHER</b>	IP	WLS	BF	H	R	ER	SO	BB	IBB	HBP	BLK	WP	HR	S	P	ERA	WHIP										
<b>Trevor Hoffman, R</b> ERA: 1.96	(12, 1)	1.0	4	1	0	0	2	0	0	0	0	0	0	10	14	0.00	1.000										


**San Diego Padres @ New York Mets**  
Shea Stadium, Flushing, NY

Wed Aug 28 1996, 7:05 PM EDT  
Att: 17,442 - Unknown - 73 F


AB	41
R	2
H	8
RBI	1
BB	6
SO	10
LOB	24

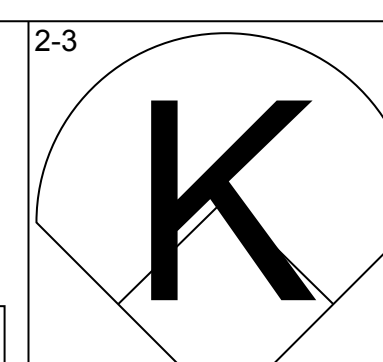
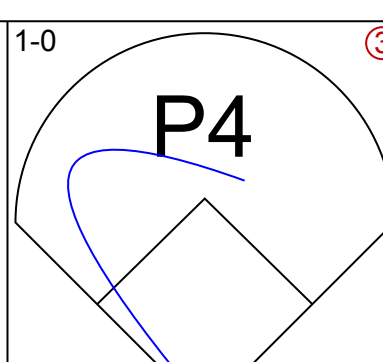
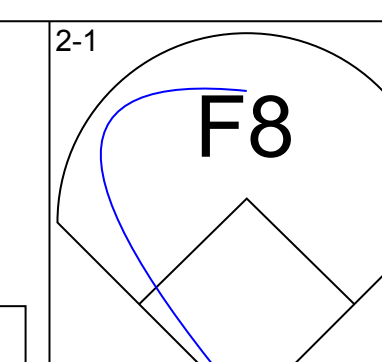
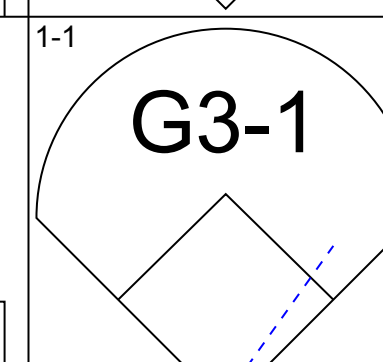
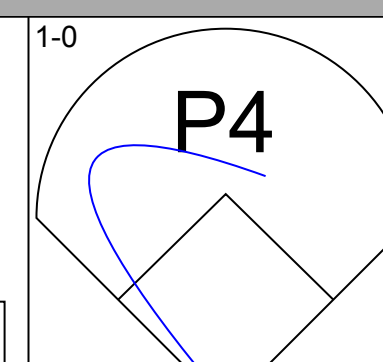
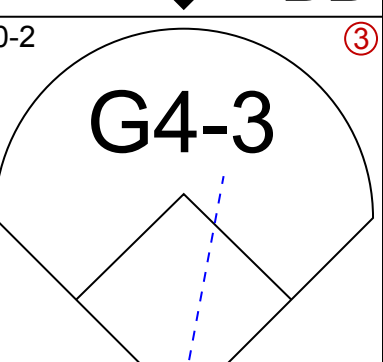
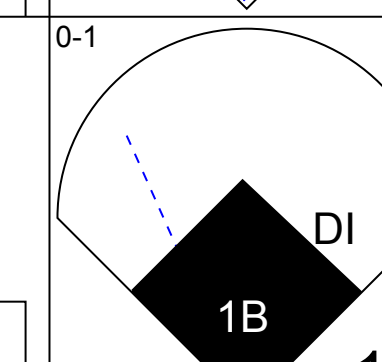
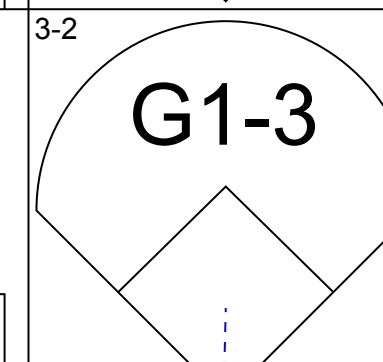
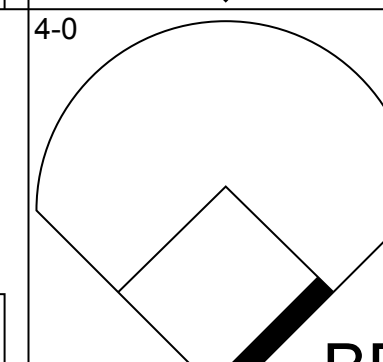
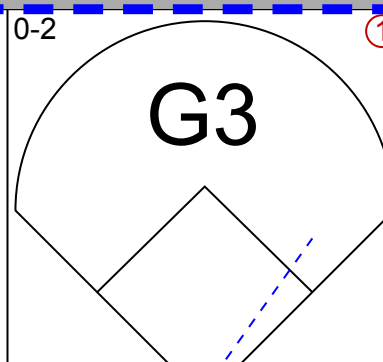
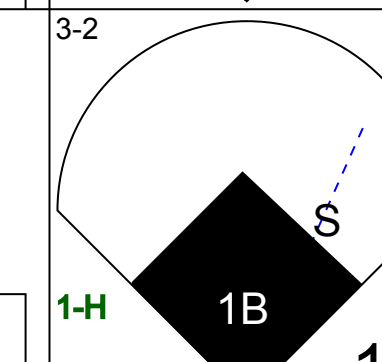
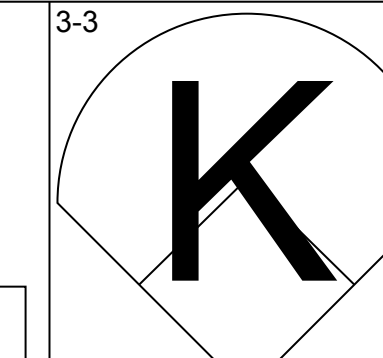
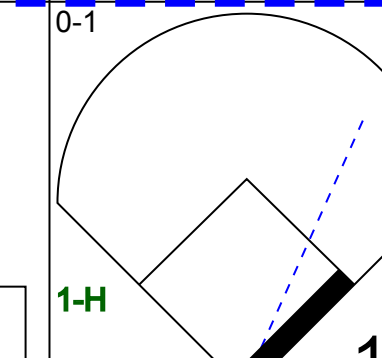
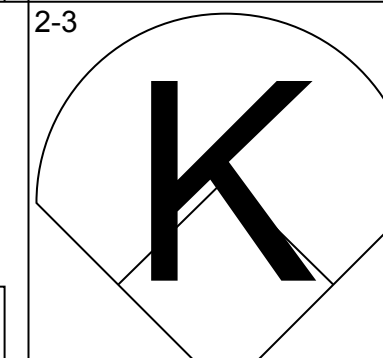
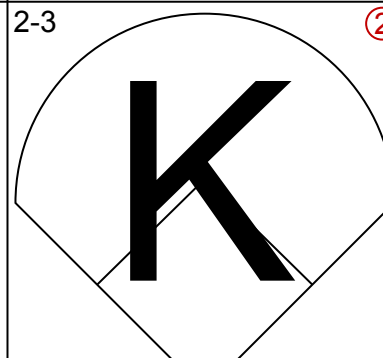
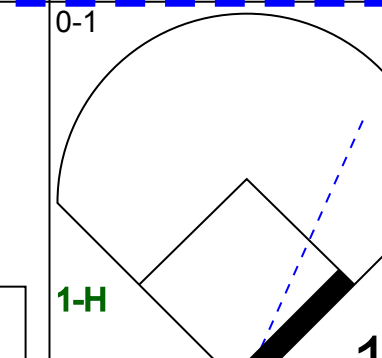
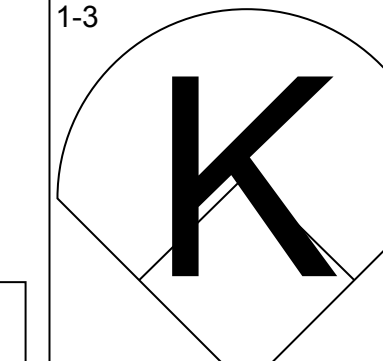
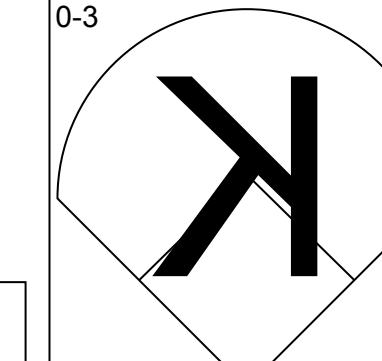
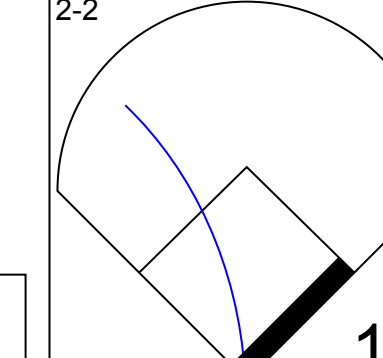
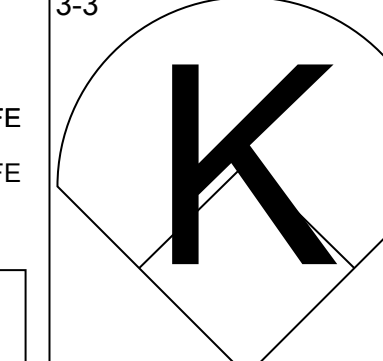
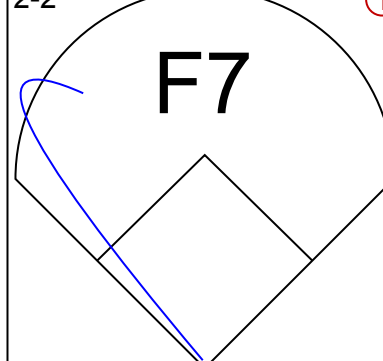
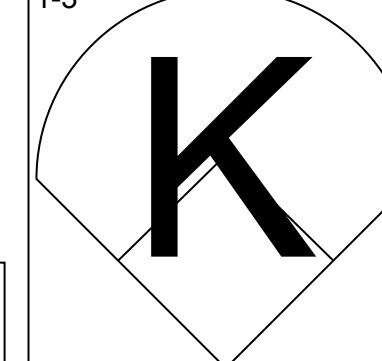
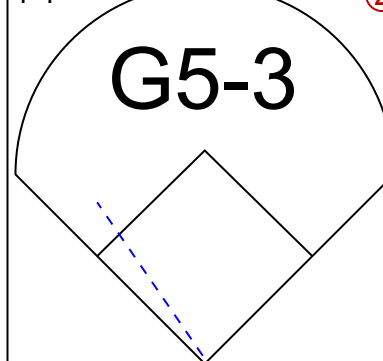
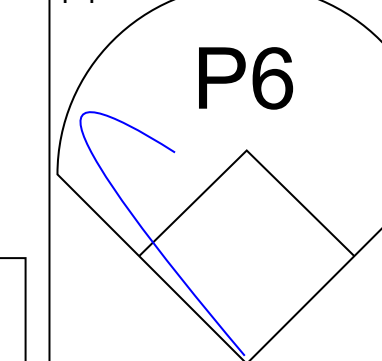


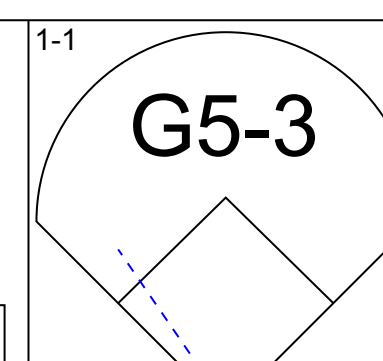
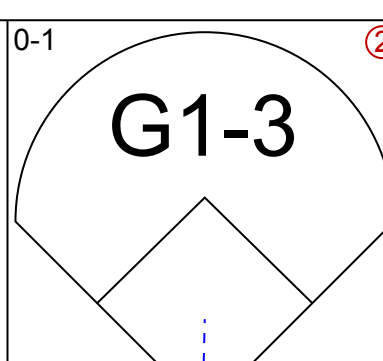
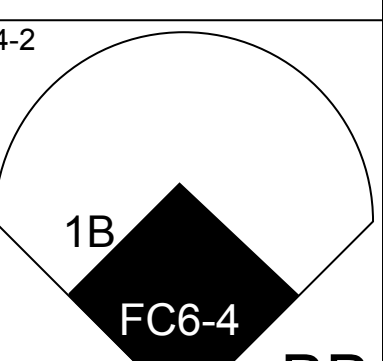
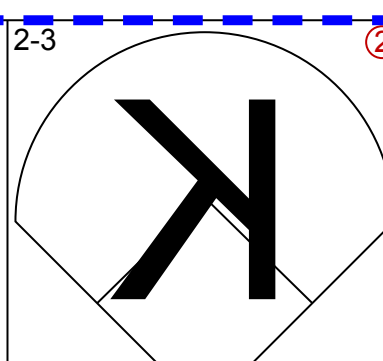
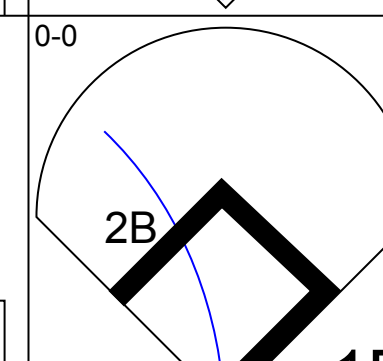
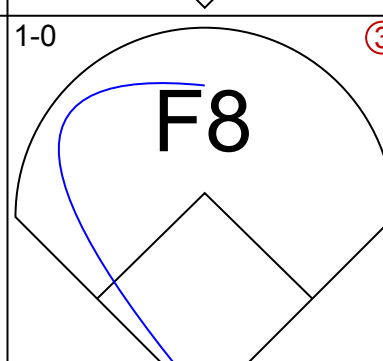
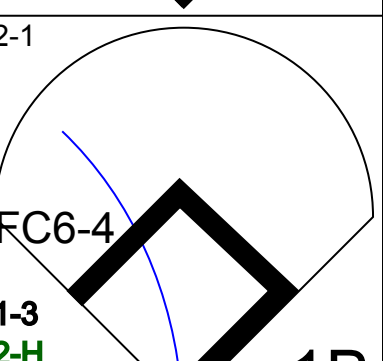
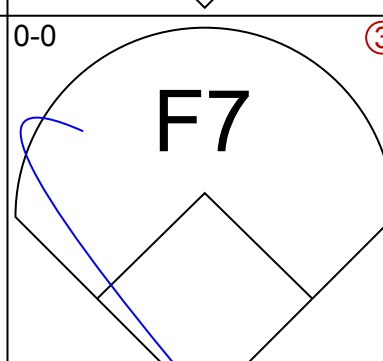
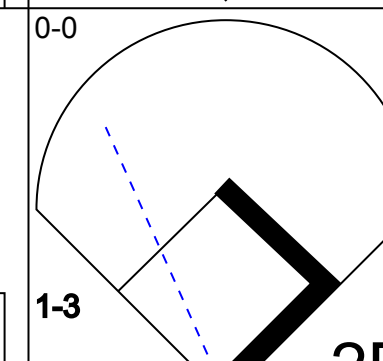
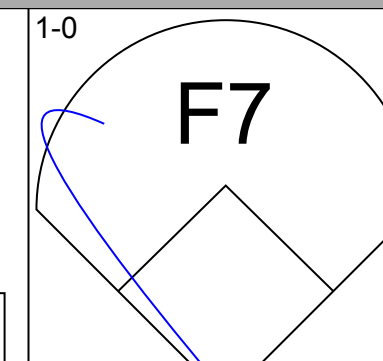
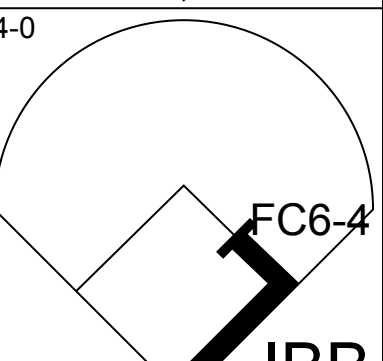
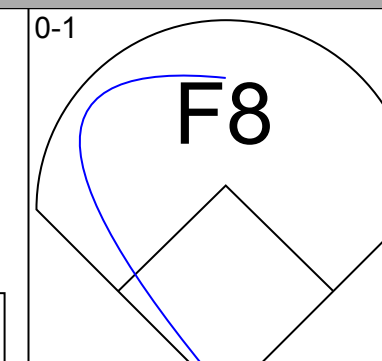
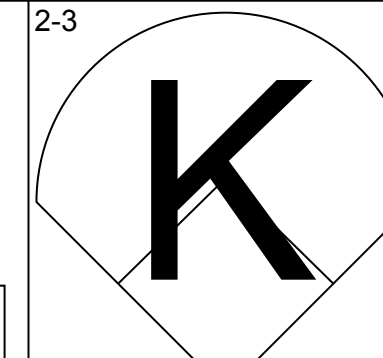
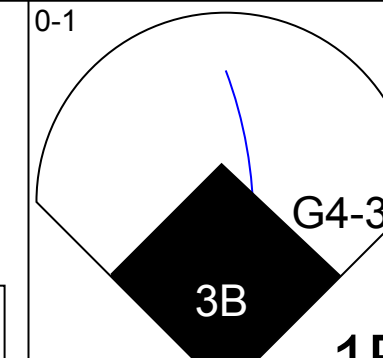
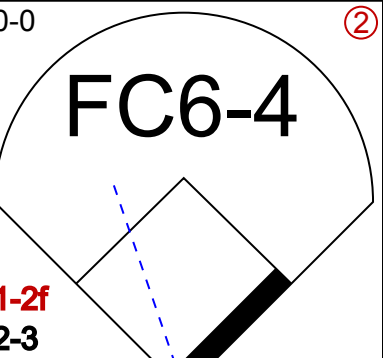
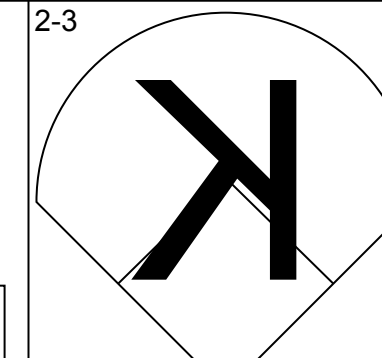
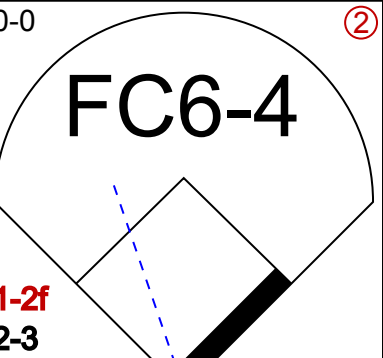
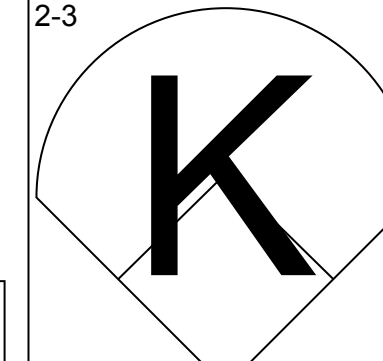
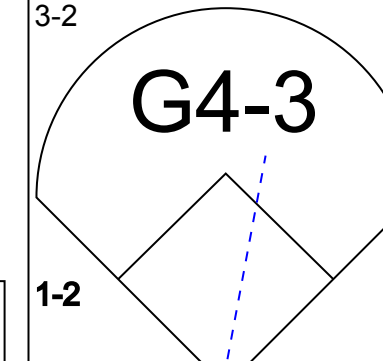
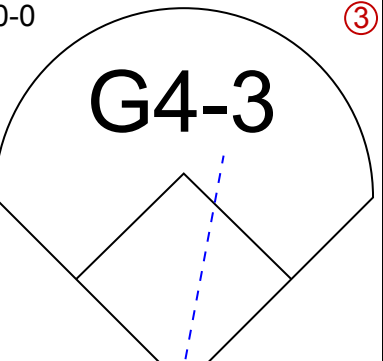
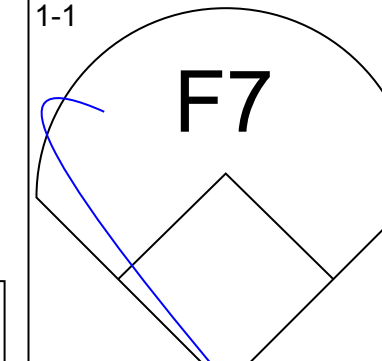
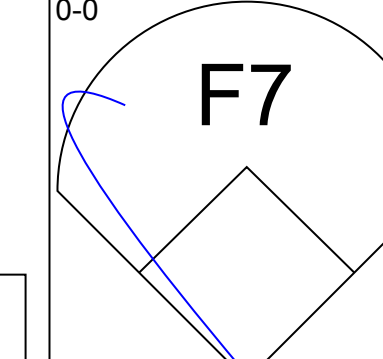
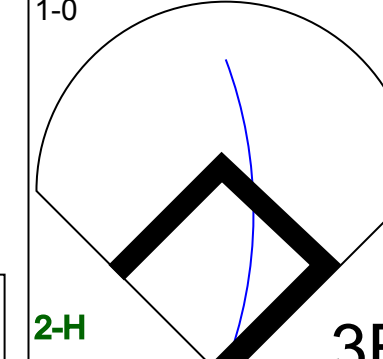
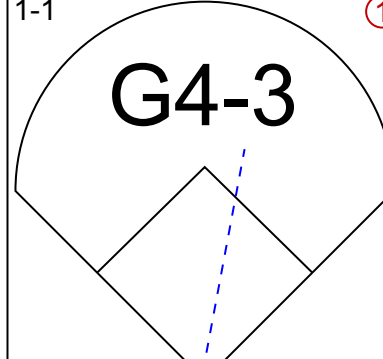
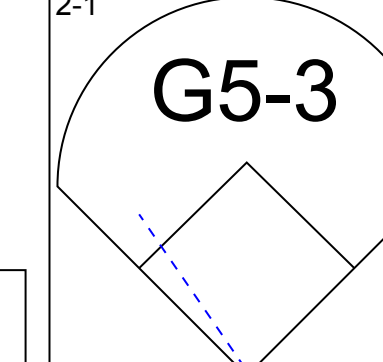
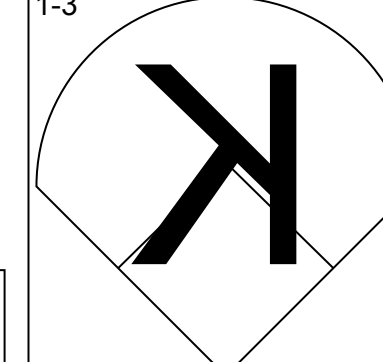
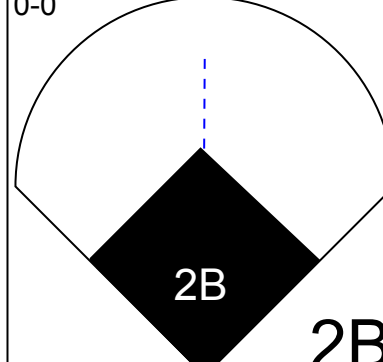
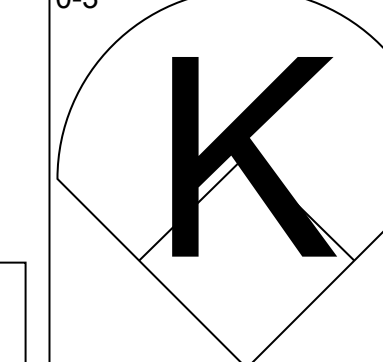
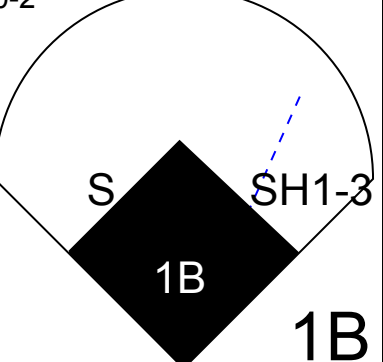
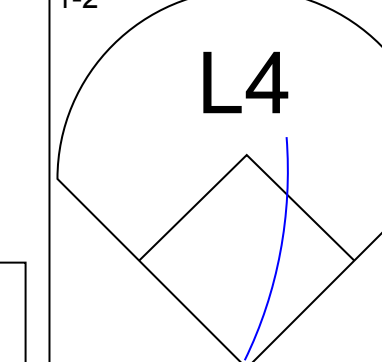
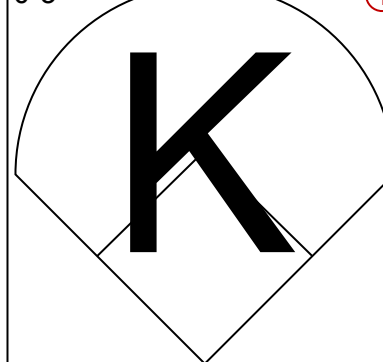
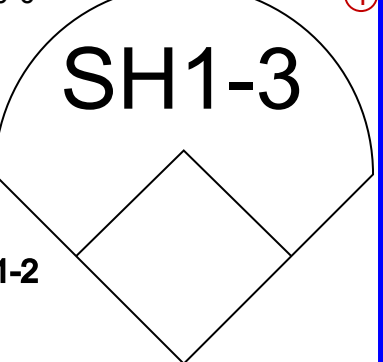
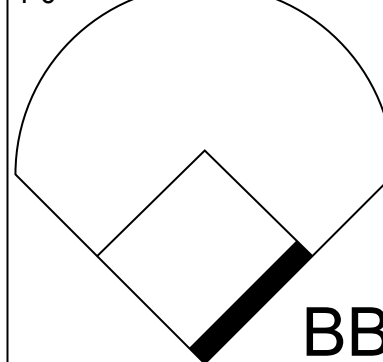
Batter	1	2	3	4	5	6	7	8	9	AB R H RBI BB SO LOB	TOP													
Rickey Henderson, R OBP: 0.419, SLG: 0.356 (1, 7)	1-0 G4-3 1B		4-1 G6-3 BB		4-0 S 1B BB		2-1 F8		1-2 L9	3 1 1 0 2 0 1	<p><b>San Diego Padres @ New York Mets</b> Shea Stadium, Flushing, NY</p> <p>Thu Aug 29 1996, 3:33 AM EDT Att: 17,016 - Sunny - 84 F</p> <p>livebaseballscores.com</p> <p>AB 37 R 3 H 11 RBI 3 BB 4 SO 5 LOB 21</p> 													
Tony Gwynn, L OBP: 0.389, SLG: 0.448 (1, 9)	0-0 G4-3		2-1 G6-3		2-1 1B 1B		0-0 G3-1 1B		1-0 FC3-6 1B	5 1 3 1 0 0 2														
Steve Finley, L OBP: 0.354, SLG: 0.516 (1, 8)	2-1 F7		0-0 G3		2-0 1B 1B		2-2 G3-1		3-1 FC3-6 1B	5 0 1 0 0 0 5														
Ken Caminiti, S OBP: 0.393, SLG: 0.595 (1, 5)	1-3 K			4-1 FC5-4 BB	1-1 S 1B		4-0 IBB		1-1 E5 1B	3 0 2 2 2 1 1														
Wally Joyner, L OBP: 0.395, SLG: 0.429 (1, 3)		2-3 K		0-0 P5	3-2 G4-3		3-2 G3		0-0 G3	5 0 0 0 0 1 7														
Brian Johnson, R OBP: 0.351, SLG: 0.474 (1, 2)		2-2 1B		0-0 FC5-4		0-1 G5-3		1-2 G6-3		4 0 1 0 0 0 1														
Chris Gomez, R OBP: 0.351, SLG: 0.332 (1, 6)		3-1 G6-4-3 1B		1-1 FC5-4		0-3 K		2-0 G5-3		4 0 1 0 0 1 1														
Jody Reed, R OBP: 0.312, SLG: 0.282 (1, 4)		1-2 G6-4-3			2-2 G5-3		0-1 K		0-3 K	4 0 1 0 0 1 2														
Joey Hamilton, R OBP: 0.190, SLG: 0.246 Trevor Hoffman, R (9, 1)			0-2 F8		1-3 K		0-1 G6-3		1-2 1B 1B	4 1 1 0 0 1 1 0 0 0 0 0 0 0														
<b>Inning Stats</b>	R: 0 E: 0 K: 1 S: 7	H: 1 LOB: 1 BB: 0 P: 11	R: 0 E: 0 K: 1 S: 11	H: 2 LOB: 1 BB: 0 P: 19	R: 0 E: 0 K: 0 S: 7	H: 0 LOB: 1 BB: 1 P: 13	R: 0 E: 0 K: 0 S: 5	H: 0 LOB: 1 BB: 1 P: 10	R: 2 E: 0 K: 1 S: 15	H: 3 LOB: 2 BB: 1 P: 30		R: 0 E: 0 K: 1 S: 9	H: 1 LOB: 1 BB: 0 P: 9	R: 0 E: 0 K: 0 S: 10	H: 1 LOB: 2 BB: 1 P: 21	R: 0 E: 0 K: 1 S: 7	H: 0 LOB: 0 BB: 0 P: 10	R: 1 E: 1 K: 0 S: 12	H: 3 LOB: 2 BB: 0 P: 19	1B: 10 2B: 1 3B: 0 HR: 0	SF: 0 SAC: 0 DP: 1 HBP: 0	WP: 0 PB: 0 SB: 2 CS: 0	PA: 41	
<b>PITCHER</b>	IP WLS BF H R ER SO BB IBB HBP BLK WP HR S P ERA WHIP											<b>PITCHER</b>	IP WLS BF H R ER SO BB IBB HBP BLK WP HR S P ERA WHIP											
Paul Wilson, R ERA: 6.31 Jery Dipoto, R ERA: 4.33 Paul Byrd, R ERA: 4.03	(1, 1) (8, 1) (9, 1)	7.0 L 32	8 2 2 4	3 1 0 0	0 0 0 0	0 0 0 0	0 0 0 0	0 0 0 0	0 0 0 0	0 0 0 0	64 7 12	113 10 19	2.57 0.00 9.00	1.571 0.000 3.000										

Batter	1	2	3	4	5	6	7	8	9	AB R H RBI BB SO LOB	BOTTOM											
Lance Johnson, L OBP: 0.348, SLG: 0.458 (1, 8)	2-2 G1-3		0-0 G4-3		2-2 G4-3			0-0 1B		4 0 1 0 0 0 0	<p><b>San Diego Padres @ New York Mets</b> Shea Stadium, Flushing, NY</p> <p>Thu Aug 29 1996, 3:33 AM EDT Att: 17,016 - Sunny - 84 F</p> <p>livebaseballscores.com</p> <p>AB 34 R 2 H 6 RBI 2 BB 2 SO 8 LOB 14</p> 											
Edgardo Alfonzo, R OBP: 0.283, SLG: 0.311 Todd Hundley, S OBP: 0.364, SLG: 0.587 Paul Byrd, R (9, 1)	2-2 G4-3 2B		3-1 L9		0-2 L7		2-3 K		3-2 E 1B	3 0 1 0 0 0 0 1 0 0 0 0 1 1 0 0 0 0 0 0 0												
Carl Everett, S OBP: 0.336, SLG: 0.328 (1, 9)	2-1 G4-3		0-1 G3		0-3 K			3-2 E 1B	4 1 1 0 0 1 1													
Bernard Gilkey, R OBP: 0.387, SLG: 0.570 (1, 7)	0-2 F9			1-2 K		0-3 K		2-1 E6 1B	4 1 1 0 0 2 1													
Roberto Petagine, L OBP: 0.241, SLG: 0.320 Alex Ochoa, R OBP: 0.351, SLG: 0.444 (9, PR)		2-3 K		0-2 FC6-4 1B		3-2 F8		1-1 G6-3 1B	4 0 2 2 0 1 0 0 0 0 0 0 0 0													
Brent Mayne, L OBP: 0.382, SLG: 0.376 (1, 2)		4-1 G6-3 E BB		1-3 K		1-0 G4-3		0-0 F7	3 0 0 0 1 1 2													
Alvaro Espinoza, R OBP: 0.297, SLG: 0.415 (9, 4)		0-1 E6 G6-3		0-1 FC6-4		0-1 G6-3		2-1 G6-3	4 0 0 0 0 0 3													
Rey Ordenez, R OBP: 0.298, SLG: 0.306 Andy Tomberlin, L OBP: 0.388, SLG: 0.531 Tim Bogar, R OBP: 0.257, SLG: 0.226 (9, 6)		2-2 G6-3		2-2 G6-3		2-2 G6-3		1-1 F8	2 0 0 0 0 0 2 1 0 0 0 0 0 0 0 0 0 0 1 0 0													
Paul Wilson, R OBP: 0.119, SLG: 0.075 Jerry Dipoto, R OBP: 0.351, SLG: 0.444 Carlos Baerga, S OBP: 0.293, SLG: 0.376 (9, 5)		0-3 K		0-3 K		0-1 G6-3		0-1 G6-3	2 0 0 0 0 2 2 0 0 0 0 0 0 0 2 0 0 0 0 0 2													
<b>Inning Stats</b>	R: 0 E: 0 K: 0 S: 13	H: 1 LOB: 1 BB: 0 P: 19	R: 0 E: 1 K: 2 S: 14	H: 0 LOB: 2 BB: 1 P: 22	R: 0 E: 0 K: 0 S: 5	H: 0 LOB: 0 BB: 0 P: 8	R: 0 E: 0 K: 2 S: 13	H: 1 LOB: 1 BB: 0 P: 15	R: 0 E: 0 K: 1 S: 11	H: 0 LOB: 0 BB: 0 P: 15		R: 0 E: 0 K: 2 S: 9	H: 0 LOB: 0 BB: 0 P: 9	R: 0 E: 0 K: 0 S: 6	H: 0 LOB: 0 BB: 0 P: 10	R: 0 E: 0 K: 1 S: 8	H: 1 LOB: 1 BB: 0 P: 11	R: 2 E: 1 K: 0 S: 13	H: 3 LOB: 2 BB: 1 P: 26	1B: 5 2B: 1 3B: 0 HR: 0	SF: 0 SAC: 0 DP: 0 HBP: 0	WP: 0 PB: 0 SB: 0 CS: 0
<b>PITCHER</b>	IP WLS BF H R ER SO BB IBB HBP BLK WP HR S P ERA WHIP											<b>PITCHER</b>	IP WLS BF H R ER SO BB IBB HBP BLK WP HR S P ERA WHIP									
Joey Hamilton, R ERA: 4.1 Trevor Hoffman, R ERA: 1.93	(1, 1) (9, 1)	8.0 W 32	6 2 1 8	1 0 0 0	1 0 0 0	0 0 5 12	87 12 0.00 1.000															



Batter	1	2	3	4	5	6	7	8	9	AB	R	H	RBI	BB	SO	LOB	TOP																								
<b>Rickey Henderson, R</b> OBP: 0.419, SLG: 0.355 (1, 7)	F8					G6-3			G1-6-3	4	0	1	1	1	0	2	<b>San Diego Padres @ Montreal Expos</b> Olympic Stadium, Montreal, QB Fri Aug 30 1996, 7:05 PM EDT Att: 14,133 - Dome  <b>AB 34</b> <b>R 6</b> <b>H 13</b> <b>RBI 5</b> <b>BB 4</b> <b>SO 2</b> <b>LOB 12</b> 																								
<b>Tony Gwynn, L</b> OBP: 0.389, SLG: 0.445 (1, 9)	G6-3				G6-4-3		G4-3		G6-3	4	1	1	0	1	0	1																									
<b>Steve Finley, L</b> OBP: 0.355, SLG: 0.516 (1, 8)	G6-3									4	2	2	0	0	0	1																									
<b>Ken Caminiti, S</b> OBP: 0.394, SLG: 0.595 (1, 5)										3	1	1	1	1	0	2																									
<b>Wally Joyner, L</b> OBP: 0.396, SLG: 0.430 (1, 3)	G4-3									4	0	2	2	0	0	2																									
<b>John Flaherty, R</b> OBP: 0.321, SLG: 0.463 (1, 2)										4	0	0	0	0	1	2																									
<b>Chris Gomez, R</b> OBP: 0.353, SLG: 0.337 (1, 6)										4	1	2	0	0	1	0																									
<b>Jody Reed, R</b> OBP: 0.316, SLG: 0.287 (1, 4)										4	1	3	1	0	0	1																									
<b>Scott Sanders, R</b> OBP: 0.222, SLG: 0.308 <b>Scott Livingstone, L</b> OBP: 0.355, SLG: 0.363 <b>Mike Oquist, R</b> (9, 1)										3	0	1	0	0	0	1																									
<b>Inning Stats</b>	R: 0 E: 0 K: 0 S: 9	H: 0 LOB: 2 BB: 2 P: 25	R: 1 E: 0 K: 0 S: 13	H: 3 LOB: 2 BB: 0 P: 22	R: 4 E: 1 K: 0 S: 15	H: 5 LOB: 1 BB: 0 P: 22	R: 0 E: 0 K: 0 S: 3	H: 0 LOB: 0 BB: 1 P: 7	R: 0 E: 0 K: 1 S: 7	H: 1 LOB: 1 BB: 0 P: 8	R: 1 E: 0 K: 0 S: 9	H: 2 LOB: 0 BB: 0 P: 15	R: 0 E: 0 K: 1 S: 7	H: 1 LOB: 0 BB: 1 P: 12	R: 0 E: 0 K: 0 S: 6	H: 0 LOB: 0 BB: 1 P: 12	1B: 11 2B: 2 3B: 0 HR: 0	SF: 0 SAC: 0 DP: 4 HBP: 0	WP: 0 PB: 0 SB: 1 CS: 0	PA: 38																					
<b>PITCHER</b>	IP	WLS	BF	H	R	ER	SO	BB	IBB	HBP	BLK	WP	HR	S	P	ERA	WHIP	<b>PITCHER</b>		IP	WLS	BF	H	R	ER	SO	BB	IBB	HBP	BLK	WP	HR	S	P	ERA	WHIP					
<b>Jose Paniagua, R</b> ERA: 5.4 <b>Jeff Juden, R</b> ERA: 3.55 <b>Dave Veres, R</b> ERA: 4.64 <b>Mike Dyer, R</b> ERA: 4.57	3.0	L	17	8	5	2	0	2	0	0	0	0	0	37	69	6.00	3.333			3.0		11	2	0	0	1	1	0	0	0	0	0	18	28	0.00	1.000					
	2.0		7	3	1	1	1	0	0	0	0	0	0	16	27	4.50	1.500			1.0		3	0	0	0	0	0	1	0	0	0	6	12	0.00	1.000						
<b>F.P. Santangelo, S</b> OBP: 0.380, SLG: 0.429 (1, 8)	F9																																								
<b>Mike Lansing, R</b> OBP: 0.350, SLG: 0.427 (1, 4)	G6-3																																								
<b>Cliff Floyd, L</b> OBP: 0.332, SLG: 0.411 (1, 9)	L9																																								
<b>David Segui, S</b> OBP: 0.360, SLG: 0.425 (1, 3)																																									
<b>Henry Rodriguez, L</b> OBP: 0.316, SLG: 0.559 (1, 7)																																									
<b>Darin Fletcher, L</b> OBP: 0.333, SLG: 0.450 <b>Raul Chavez, R</b> (8, 2)																																									
<b>Mark Grudzielanek, R</b> OBP: 0.337, SLG: 0.396 (9, 1)																																									
<b>Shane Andrews, R</b> OBP: 0.310, SLG: 0.455 (1, 5)																																									
<b>Jose Paniagua, R</b> <b>Sherman Obando, R</b> <b>Jeff Juden, R</b> <b>Dave Silvestri, R</b> <b>Dave Veres, R</b> <b>Rondell White, R</b> <b>Mike Dyer, R</b>																																									
<b>Inning Stats</b>	R: 0 E: 0 K: 0 S: 7	H: 0 LOB: 0 BB: 0 P: 10	R: 0 E: 0 K: 2 S: 12	H: 1 LOB: 2 BB: 1 P: 20	R: 0 E: 0 K: 1 S: 7	H: 0 LOB: 0 BB: 0 P: 13	R: 0 E: 0 K: 1 S: 5	H: 0 LOB: 0 BB: 0 P: 7	R: 0 E: 0 K: 2 S: 9	H: 0 LOB: 0 BB: 0 P: 14	R: 0 E: 0 K: 1 S: 7	H: 0 LOB: 1 BB: 2 P: 16	R: 0 E: 0 K: 2 S: 7	H: 0 LOB: 0 BB: 0 P: 9	R: 0 E: 0 K: 0 S: 5	H: 1 LOB: 0 BB: 0 P: 8	1B: 1 2B: 1 3B: 0 HR: 0	SF: 0 SAC: 0 DP: 2 HBP: 0	WP: 0 PB: 0 SB: 0 CS: 0	PA: 30																					
<b>PITCHER</b>	IP	WLS	BF	H	R	ER	SO	BB	IBB	HBP	BLK	WP	HR	S	P	ERA	WHIP	<b>PITCHER</b>		IP	WLS	BF	H	R	ER	SO	BB	IBB	HBP	BLK	WP	HR	S	P	ERA	WHIP					
<b>Scott Sanders, R</b> ERA: 3.42 <b>Mike Oquist, R</b> ERA:	8.0	W	27	1	0	0	0	3	0	0	0	0	0	62	105	0.00	0.500			1.0		3	1	0	0	0	0	0	0	0	5	8	0.00	1.000							

Batter	1	2	3	4	5	6	7	8	9	AB	R	H	RBI	BB	SO	LOB	TOP								
<b>Rickey Henderson, R</b> OBP: 0.418, SLG: 0.353 (1,8) (6,7)										3	0	0	0	1	1	0	<b>San Diego Padres @ Montreal Expos</b> Olympic Stadium, Montreal, QB Sat Aug 31 1996, 7:05 PM EDT Att: 18,235 - Dome								
<b>Tony Gwynn, L</b> OBP: 0.386, SLG: 0.443 (1,9) (8,1)										4	1	1	0	0	0	3									
<b>Ken Caminiti, S</b> OBP: 0.395, SLG: 0.593 (1,5) (8,3)										3	1	1	1	1	0	0									
<b>Greg Vaughn, R</b> OBP: 0.370, SLG: 0.556 (1,7) (6,1)										3	0	0	0	0	3	1									
<b>Tim Worrell, R</b> OBP: 0.200, SLG: 0.158 (8, PH) (8,1)										0	0	0	0	0	0	0									
<b>Scott Livingstone, L</b> OBP: 0.339, SLG: 0.267 (8, PH) (8,1)										1	0	1	1	0	0	0									
<b>Sean Bergman, R</b> OBP: 0.100, SLG: 0.200 (8, PH) (8,3)										0	0	0	0	0	0	0									
<b>Archi Cianfrocco, R</b> OBP: 0.328, SLG: 0.432 (1,3) (8, PH)										3	0	0	0	0	3	1									
<b>Wally Joyner, L</b> OBP: 0.356, SLG: 0.429 (8,3) (8,3)										1	0	0	0	0	1	1									
<b>John Flaherty, R</b> OBP: 0.323, SLG: 0.462 (1,2) (8,3)										3	0	1	0	1	2	0									
<b>Chris Gomez, R</b> OBP: 0.349, SLG: 0.333 (1,6) (8,3)										4	0	0	0	0	2	2									
<b>Jody Reed, R</b> OBP: 0.316, SLG: 0.285 (1,4) (9, PH)										2	0	0	0	0	1	0									
<b>Chris Gwynn, L</b> OBP: 0.270, SLG: 0.241 (9, PH) (8,3)										1	0	0	0	0	1	0									
<b>Bob Tewksbury, R</b> OBP: 0.067, SLG: 0.052 (1,1) (6,8)										2	0	0	0	0	1	2									
<b>Steve Finley, L</b> OBP: 0.355, SLG: 0.515 (6,8) (8,3)										1	0	0	0	0	0	0									
<b>Inning Stats</b>	R: 0 E: 0 K: 1 S: 8	H: 0 LOB: 0 BB: 0 P: 14	R: 0 E: 0 K: 3 S: 14	H: 1 LOB: 1 BB: 0 P: 23	R: 0 E: 0 K: 0 S: 6	H: 0 LOB: 0 BB: 0 P: 10	R: 0 E: 0 K: 2 S: 8	H: 0 LOB: 1 BB: 1 P: 16	R: 0 E: 0 K: 2 S: 13	H: 0 LOB: 3 BB: 2 P: 24	R: 0 E: 0 K: 2 S: 10	H: 0 LOB: 0 BB: 0 P: 12	R: 0 E: 0 K: 2 S: 8	H: 0 LOB: 0 BB: 0 P: 11	R: 2 E: 0 K: 1 S: 15	H: 3 LOB: 1 BB: 0 P: 21	R: 0 E: 0 K: 2 S: 7	H: 0 LOB: 0 BB: 0 P: 10	1B: 4 2B: 0 3B: 0 HR: 0	SF: 0 SAC: 0 DP: 0 HBP: 1	WP: 0 PB: 0 SB: 1 CS: 0	PA: 35			
<b>PITCHER</b>	IP	WLS	BF	H	R	ER	SO	BB	IBB	HBP	BLK	WP	HR	S	P	ERA	WHIP								
<b>Omar Daal, L</b> ERA: 3.27 (1,1)	5.0	W	20	1	0	0	8	3	0	1	0	0	0	49	87	0.00	0.800								
<b>Ugueth Urbina, R</b> ERA: 4.08 (6,1)	2.2		10	2	2	2	4	0	0	0	0	0	0	27	38	6.75	0.750								
<b>Mel Rojas, R</b> ERA: 3.69 (8,1)	1.1	S	5	1	0	0	3	0	0	0	0	0	0	13	16	0.00	0.750								

Batter	1	2	3	4	5	6	7	8	9	AB	R	H	RBI	BB	SO	LOB	BOTTOM								
<b>Rondell White, R</b> OBP: 0.342, SLG: 0.455 (1,8) (8,1)										3	1	0	0	1	1	2	<b>San Diego Padres @ Montreal Expos</b> Olympic Stadium, Montreal, QB Sat Aug 31 1996, 7:05 PM EDT Att: 18,235 - Dome								
<b>Mike Lansing, R</b> OBP: 0.351, SLG: 0.427 (1,4) (8,1)										4	0	2	1	0	0	2									
<b>David Segui, S</b> OBP: 0.361, SLG: 0.428 (1,3) (8,1)										3	0	1	0	1	0	0									
<b>Moises Alou, R</b> OBP: 0.344, SLG: 0.462 (1,9) (8,5)										4	1	1	1	0	2	4									
<b>Shane Andrews, R</b> OBP: 0.310, SLG: 0.455 (8,5) (8,1)										0	0	0	0	0	0	0									
<b>Darrin Fletcher, L</b> OBP: 0.330, SLG: 0.444 (1,2) (8,1)										4	0	0	0	0	1	5									
<b>FP Santangelo, S</b> OBP: 0.376, SLG: 0.434 (1,5) (8,9)										4	0	1	1	0	0	0									
<b>Cliff Floyd, L</b> OBP: 0.330, SLG: 0.413 (1,7) (8,1)										4	1	1	0	0	1	1									
<b>Mark Grudzielanek, R</b> OBP: 0.339, SLG: 0.399 (1,6) (8,1)										4	1	2	1	0	1	0									
<b>Omar Daal, L</b> ERA: 4.18 (5, PH) (6,1)										1	0	0	0	0	1	0									
<b>Dave Silvestri, R</b> OBP: 0.347, SLG: 0.256 (6,1) (8,1)										0	0	0	0	0	0	0									
<b>Ugueth Urbina, R</b> OBP: 0.161, SLG: 0.103 (8,1) (8,1)										0	0	0	0	1	0	0									
<b>Mel Rojas, R</b> OBP: 0.429, SLG: 0.571 (8,1) (8,1)										0	0	0	0	0	0	0									
<b>Inning Stats</b>	R: 0 E: 0 K: 2 S: 11	H: 2 LOB: 2 BB: 0 P: 16	R: 0 E: 0 K: 1 S: 6	H: 0 LOB: 0 BB: 0 P: 8	R: 0 E: 0 K: 1 S: 6	H: 0 LOB: 0 BB: 0 P: 7	R: 1 E: 0 K: 1 S: 11	H: 2 LOB: 1 BB: 0 P: 17	R: 2 E: 0 K: 0 S: 10	H: 2 LOB: 2 BB: 2 P: 20	R: 1 E: 0 K: 1 S: 10	H: 2 LOB: 1 BB: 1 P: 18	R: 0 E: 0 K: 1 S: 7	H: 0 LOB: 0 BB: 0 P: 10	R: 0 E: 0 K: 0 S: 9	H: 0 LOB: 0 BB: 0 P: 14	1B: 4 2B: 3 3B: 1 HR: 0	SF: 0 SAC: 1 DP: 0 HBP: 0	WP: 0 PB: 0 SB: 1 CS: 0	PA: 35					
<b>PITCHER</b>	IP	WLS	BF	H	R	ER	SO	BB	IBB	HBP	BLK	WP	HR	S	P	ERA	WHIP								
<b>Bob Tewksbury, R</b> ERA: 4.18 (1,1)	5.1	L	27	8	4	4	5	2	1	0	0	0	0	50	80	6.75	1.875								
<b>Tim Worrell, R</b> ERA: 3.14 (6,1)	1.2		5	0	0	0	2	0	0	0	0	0	0	11	16	0.00	0.000								
<b>Sean Bergman, R</b> ERA: 4.47 (8,1)	1.0		3	0	0	0	0	0	0	0	0	0	0	9	14	0.00	0.000								

Batter	1	2	3	4	5	6	7	8	9	AB	R	H	RBI	BB	SO	LOB	TOP				
Rickey Henderson, R OBP: 0.420, SLG: 0.361 (1, 8)	2-1 HR		2-3 K		1-3 K			2-2 2B 1B	4-0 BB	4	2	2	2	1	2	1	<b>San Diego Padres @ Montreal Expos</b> Olympic Stadium, Montreal, QB Sun Sep 01 1996, 3:33 AM EDT Att: 20,666 - Dome				
Tony Gwynn, L OBP: 0.386, SLG: 0.443 (1, 9)	0-1 G4-3		1-0 1B		1-2 F8			0-0 2B 1B	0-1 G4-6-3	5	1	2	0	0	0	2					
Ken Caminiti, S OBP: 0.395, SLG: 0.596 (1, 5)	0-0 2B		0-3 K		1-1 G3			3-2 1B 2B	1-0 G1-3	5	1	2	1	0	1	1					
Greg Vaughn, R Willie Blair, R Sean Mulligan, R Scott Livingstone, L OBP: 0.370, SLG: 0.553 (8, 1) (8, PH) (8, PH) OBP: 0.333, SLG: 0.371 (8, 3)	4-2 G5-4-3 BB		2-3 K		3-1 L5			0-2 FC1-5 1B		2	0	0	0	0	1	1					
Brian Johnson, R Wally Joyner, L John Flaherty, R OBP: 0.301, SLG: 0.467 (8, PH) OBP: 0.395, SLG: 0.429 (8, PH) OBP: 0.325, SLG: 0.463 (8, 2)	0-0 G5-4-3		0-1 F8		1-3 K			2-3 3H 1-0 1B	1-2 FC1-5 1B	3	0	0	0	0	1	2					
Archi Cianfranco, R Mike Oquist, R (1, 3) (8, 1)		2-3 K		0-0 F8			3-1 F8	0-0 FC1-5		4	0	0	0	0	1	2					
Chris Gomez, R OBP: 0.348, SLG: 0.331 (1, 6)		4-2 BB		2-3 K			0-1 P9	1-3 K		3	0	0	0	1	2	2					
Jody Reed, R Luis Lopez, S OBP: 0.315, SLG: 0.285 (4, 4) OBP: 0.236, SLG: 0.248 (8, 8)		1-2 F9			2-2 SH1-4 HBP		2-3 K	0-3 K		1	0	0	0	0	0	1					
Andy Ashby, R Dario Veras, R Steve Finley, L OBP: 0.256, SLG: 0.368 (6, 1) (6, 8)		0-3 K			1-2 SH1-4			1-0 1B 2B	0-0 HR	1	0	0	0	0	1	1					
										1B: 5	SF: 0	2B: 3	SAC: 1	3B: 0	DP: 2	HR: 2		HBP: 1			
<b>Inning Stats</b>	R: 1 E: 0 K: 0 S: 8	H: 2 LOB: 1 BB: 1 P: 14	R: 0 E: 0 K: 2 S: 16	H: 0 LOB: 1 BB: 23 P: 23	R: 0 E: 0 K: 3 S: 10	H: 1 LOB: 1 BB: 0 P: 15	R: 0 E: 0 K: 1 S: 6	H: 0 LOB: 0 BB: 0 P: 8	R: 0 E: 0 K: 1 S: 12	H: 0 LOB: 0 BB: 0 P: 17	R: 0 E: 0 K: 1 S: 9	H: 0 LOB: 0 BB: 0 P: 14	R: 0 E: 0 K: 1 S: 8	H: 0 LOB: 0 BB: 0 P: 13	R: 4 E: 0 K: 2 S: 21	H: 6 LOB: 2 BB: 0 P: 29		R: 1 E: 0 K: 0 S: 4	H: 1 LOB: 0 BB: 1 P: 9	WP: 0 PB: 0 SB: 1 CS: 0	PA: 39
<b>PITCHER</b>	IP WLS BF H R ER SO BB IBB HBP BLK WP HR S P ERA WHIP	7.0 W 30 7 5 5 9 2 0 1 0 0 1 79 120 6.43 1.286	0.0 1 1 0 0 0 0 0 0 0 0 0 0 3 3 ∞ ∞	0.0 1 1 0 0 0 0 0 0 0 0 0 0 1 2 ∞ ∞	2.0 S 7 1 1 1 2 1 0 0 0 0 1 11 17 4.50 1.000																

AB 34  
R 6  
H 10  
RBI 6  
BB 3  
SO 11  
LOB 15



Batter	1	2	3	4	5	6	7	8	9	AB	R	H	RBI	BB	SO	LOB	BOTTOM		
Rondell White, R OBP: 0.345, SLG: 0.456 (1, 8)	3-1 FC5-4 1B		3-2 G6-3		1-3 K	3-2 G5-4-3 1B				4	0	2	0	0	1	0	<b>San Diego Padres @ Montreal Expos</b> Olympic Stadium, Montreal, QB Sun Sep 01 1996, 3:33 AM EDT Att: 20,666 - Dome		
Mike Lansing, R OBP: 0.349, SLG: 0.424 (1, 4)	2-2 FC5-4 1-2F		1-2 G4-3		0-0 G5-3	1-0 G5-4-3				4	0	0	0	0	0	3			
David Segui, S OBP: 0.366, SLG: 0.438 (1, 3)	1-3 K		1-2 FC5-4 1B		0-0 2B 2B	0-0 WP SF7 2B				4	2	3	0	0	1	1			
Moises Alou, R OBP: 0.343, SLG: 0.459 (1, 9)	0-2 G4-3		0-0 FC5-4 1-2F		4-1 2B 1B BB	1-3 K				3	1	0	0	1	1	3			
Henry Rodriguez, L Cliff Floyd, L OBP: 0.316, SLG: 0.559 (2, PH) OBP: 0.333, SLG: 0.436 (3, 7)		1-0 F8		1-0 HR		1-2 1B 2B	2-2 SF7			0	0	0	0	0	0	0			
F.P. Santangelo, S Shane Andrews, R OBP: 0.380, SLG: 0.434 OBP: 0.310, SLG: 0.455 (8, 5)		0-1 G5-3 HBP 1B		3-2 L6		3-2 G3 1B 1B	1-1 G3			4	1	2	2	0	0	0			
Mark Grudzielanek, R OBP: 0.341, SLG: 0.400 (1, 6)		1-2 G5-3 HBP 1B		1-2 P4		2-2 1B G3 1B				3	1	2	0	0	0	0			
Lenny Webster, R OBP: 0.325, SLG: 0.287 (1, 2)		1-2 G5-3		0-0 L7		0-1 G3				4	0	0	0	0	0	5			
Jeff Fassero, L Mike Dyer, R Dave Leiper, L Mel Rojas, R OBP: 0.190, SLG: 0.091 (8, 1) (8, 1) (8, 1) OBP: 0.375, SLG: 0.500 (8, 1)		0-3 K		1-2 G4-3		1-0 1B S 1B		2-3 K		3	0	1	1	0	1	2			
										1B: 8	SF: 1	2B: 3	SAC: 0	3B: 0	DP: 2	HR: 1		HBP: 1	
<b>Inning Stats</b>	R: 0 E: 0 K: 1 S: 11	H: 1 LOB: 1 BB: 0 P: 17	R: 0 E: 0 K: 1 S: 12	H: 1 LOB: 2 BB: 0 P: 15	R: 0 E: 0 K: 0 S: 11	H: 1 LOB: 1 BB: 0 P: 16	R: 1 E: 0 K: 0 S: 12	H: 1 LOB: 0 BB: 0 P: 17	R: 0 E: 0 K: 1 S: 9	H: 0 LOB: 0 BB: 0 P: 11	R: 5 E: 0 K: 0 S: 22	H: 6 LOB: 1 BB: 1 P: 35	R: 1 E: 0 K: 1 S: 9	H: 1 LOB: 0 BB: 0 P: 13	R: 0 E: 0 K: 1 S: 5	H: 1 LOB: 0 BB: 0 P: 8		WP: 1 PB: 0 SB: 2 CS: 0	PA: 36
<b>PITCHER</b>	IP WLS BF H R ER SO BB IBB HBP BLK WP HR S P ERA WHIP	5.0 L 22 5 3 3 3 1 0 1 0 0 0 19 27 81.00 15.000	0.1 6 5 3 3 0 0 0 0 0 0 0 0 1 9 27 81.00 15.000	1.2 5 1 1 1 1 0 0 0 0 0 1 0 10 15 5.40 0.600	1.0 3 1 0 0 1 0 0 0 0 0 0 0 5 8 0.00 1.000														

AB 33  
R 7  
H 12  
RBI 6  
BB 1  
SO 5  
LOB 14



Batter	1	2	3	4	5	6	7	8	9	AB	R	H	RBI	BB	SO	LOB	TOP								
<b>Rickey Henderson, R</b> OBP: 0.419, SLG: 0.384 (1, 7)	2-2 1B 1B	2-2 E3		1-1 WP F8-2 2B		3-2 F8		3-2 L7		5	1	2	0	0	0	0									
<b>Tony Gwynn, L</b> OBP: 0.388, SLG: 0.440 <b>Sean Bergman, R</b> OBP: 0.100, SLG: 0.200 (1, 9) (8, 1)	0-2 F8	0-1 L5		4-2 G1-3 BB		0-1 1B		1-3 K		4	0	1	0	1	1	2									
<b>Steve Finley, L</b> OBP: 0.357, SLG: 0.523 (1, 8)	1-3 1B 1B		0-0 2B 1B	0-1 G1-3		2-2 P4			1-3 K	5	2	2	0	0	1	3									
<b>Ken Caminiti, S</b> OBP: 0.398, SLG: 0.597 (1, 5)	2-2 CI 1B SF8		2-2 1B G5-3 2B	4-0 IBB			4-0 F9 1B BB		1-3 K	2	2	1	0	2	1	0									
<b>Wally Joyner, L</b> OBP: 0.398, SLG: 0.431 (1, 3)	2-2 FC5-4 1B		1-2 1B	1-2 F8-2			0-3 K		1-0 1B	5	0	3	3	0	1	4									
<b>John Flaherty, R</b> OBP: 0.323, SLG: 0.461 (1, 2)	0-1 SF8		1-1 G5-3		1-0 F8		0-0 1B		1-2 L6	4	0	1	2	0	0	2									
<b>Craig Shipley, R</b> OBP: 0.348, SLG: 0.419 <b>Luis Lopez, S</b> OBP: 0.236, SLG: 0.248 <b>Greg Vaughn, R</b> OBP: 0.369, SLG: 0.552 <b>Jody Reed, R</b> OBP: 0.315, SLG: 0.285 (1, 4) (5, 4) (7, PH) (7, 4)	1-1 FC5-4				2-2 G5-3		3-2 F9			2	0	0	0	0	0	1									
<b>Chris Gomez, R</b> OBP: 0.345, SLG: 0.327 (1, 6)		0-0 L7	0-3 K		0-0 F9		2-1 F9			4	0	0	0	0	1	4									
<b>Fernando Valenzuela, L</b> OBP: 0.155, SLG: 0.190 <b>Brian Johnson, R</b> OBP: 0.350, SLG: 0.454 <b>Doug Dasenczo, S</b> OBP: 0.125, SLG: 0.125 (1, 1) (8, PH) (8, 9)		1-1 G4-3	2-2 F9		0-0 G1-3			0-0 G4-3		3	0	0	0	0	0	2									
<b>Inning Stats</b>	R: 3 E: 1 K: 0 S: 19	H: 3 LOB: 1 BB: 0 P: 28	R: 0 E: 1 K: 0 S: 8	H: 0 LOB: 1 BB: 0 P: 11	R: 2 E: 0 K: 1 S: 17	H: 3 LOB: 2 BB: 0 P: 25	R: 0 E: 0 K: 0 S: 9	H: 1 LOB: 2 BB: 2 P: 19	R: 0 E: 0 K: 0 S: 6	H: 0 LOB: 0 BB: 0 P: 9	R: 0 E: 0 K: 0 S: 9	H: 1 LOB: 1 BB: 1 P: 14	R: 0 E: 0 K: 1 S: 9	H: 1 LOB: 2 BB: 1 P: 18	R: 0 E: 0 K: 1 S: 9	H: 0 LOB: 0 BB: 0 P: 13	R: 0 E: 0 K: 2 S: 10	H: 1 LOB: 1 BB: 0 P: 14	1B: 8 2B: 3 3B: 0 HR: 0	SF: 1 SAC: 0 DP: 1 HBP: 1	WP: 1 PB: 0 SB: 0 CS: 0	PA: 42			
<b>PITCHER</b>	IP	WLS	BF	H	R	ER	SO	BB	IBB	HBP	BLK	WP	HR	S	P	ERA	WHIP								
<b>Rich Hunter, R</b> ERA: 6.58 <b>Jeff Parrett, R</b> ERA: 3.79 <b>Ricardo Jordan, L</b> ERA: 2.14 <b>Larry Mitchell, R</b> ERA: 4.5	(1, 1) (4, 1) (6, 1) (9, 1)	3.0 2.0 3.0 1.0	L 8 12 4	6 1 2 1	5 0 0 0	3 0 0 0	1 1 2 0	0 1 1 0	0 1 0 0	0 1 0 0	0 0 0 0	0 1 0 0	0 0 0 0	44 15 27 10	64 28 45 14	9.00 0.00 0.00 0.00	2.000 1.000 1.000 1.000								

San Diego Padres @ Philadelphia Phillies  
Veterans Stadium, Philadelphia, PA  
Mon Sep 02 1996, 7:05 PM EDT  
Att: 15,263 - Unknown - 82 F

AB	36
R	5
H	10
RBI	5
BB	3
SO	5
LOB	20



Batter	1	2	3	4	5	6	7	8	9	AB	R	H	RBI	BB	SO	LOB	BOTTOM								
<b>Ricky Otero, S</b> OBP: 0.322, SLG: 0.337 (1, 8)	0-1 L9		0-0 FC5-4 1B 1B		1-2 G6-3		0-2 G4-3			4	0	0	0	0	0	1									
<b>Mickey Morandini, L</b> OBP: 0.227, SLG: 0.325 <b>Joel Zuber, L</b> OBP: 0.283, SLG: 0.222 <b>Ricardo Jordan, L</b> OBP: 0.400, SLG: 0.400 <b>Gary Bennett, R</b> OBP: 0.400, SLG: 0.400 <b>Larry Mitchell, R</b> OBP: 0.400, SLG: 0.400 (1, 4) (4, 1) (5, PH) (8, PH) (8, 1) (9, 1)	2-2 L1		2-1 P7		2-2 G5-4-3 1B		1-3 K			2	0	0	0	0	0	1									
<b>Gregg Jefferies, S</b> OBP: 0.338, SLG: 0.386 (1, 7)	2-2 WP 1B		3-2 1B		1-0 G5-4-3		1-1 G5-3			4	0	2	0	0	0	1									
<b>Benito Santiago, R</b> OBP: 0.313, SLG: 0.487 (1, 2)	3-3 K		0-0 1B		1-2 2-3 1B		1-2 L7		0-2 1B	4	0	2	0	0	1	1									
<b>Scott Rolen, R</b> OBP: 0.318, SLG: 0.360 (1, 5)		0-3 K	3-1 G6-3		4-1 FC6-4 BB		0-2 G6-1			3	0	0	0	1	1	4									
<b>Gene Schall, R</b> OBP: 0.378, SLG: 0.351 (1, 3)		3-2 G5-3		3-2 2B		0-0 FC6-4		2-2 G4-3 PB 2B		4	1	2	0	0	0	1									
<b>Wendell Magee, R</b> OBP: 0.207, SLG: 0.250 (1, 9)		4-2 BB		0-0 G5-3		3-1 P3		0-2 G4-3		3	0	0	0	1	0	3									
<b>Kevin Sefcik, R</b> OBP: 0.364, SLG: 0.510 (1, 6) (4, 4)		0-0 F7		2-2 G6-3			0-2 G1-3		2-3 K	4	0	0	0	0	1	2									
<b>Rich Hunter, R</b> OBP: 0.214, SLG: 0.154 <b>Kevin Stocker, S</b> OBP: 0.321, SLG: 0.327 (1, 1) (3, PH) (4, 6)			2-2 FC5-4 1B		1-0 F7		2-2 F7		3-H F8	0	0	0	0	0	0	0									
<b>Inning Stats</b>	R: 0 E: 0 K: 1 S: 14	H: 1 LOB: 1 BB: 0 P: 21	R: 0 E: 0 K: 1 S: 10	H: 0 LOB: 1 BB: 1 P: 17	R: 0 E: 0 K: 0 S: 14	H: 3 LOB: 3 BB: 0 P: 24	R: 0 E: 0 K: 0 S: 9	H: 1 LOB: 1 BB: 0 P: 15	R: 0 E: 1 K: 0 S: 7	H: 0 LOB: 1 BB: 1 P: 15	R: 0 E: 0 K: 0 S: 11	H: 0 LOB: 0 BB: 0 P: 13	R: 0 E: 0 K: 1 S: 11	H: 1 LOB: 1 BB: 0 P: 13	R: 1 E: 0 K: 1 S: 12	H: 1 LOB: 0 BB: 0 P: 17	1B: 6 2B: 2 3B: 0 HR: 0	SF: 0 SAC: 0 DP: 1 HBP: 0	WP: 1 PB: 1 SB: 0 CS: 0	PA: 36					
<b>PITCHER</b>	IP	WLS	BF	H	R	ER	SO	BB	IBB	HBP	BLK	WP	HR	S	P	ERA	WHIP								
<b>Fernando Valenzuela, L</b> ERA: 3.55 <b>Sean Bergman, R</b> ERA: 4.39	(1, 1) (8, 1)	7.0 2.0	W 8	6 2	0 1	0 0	2 2	2 0	0 0	0 0	0 0	0 0	0 0	23 30	18 30	0.00 0.00	1.143 1.000								

San Diego Padres @ Philadelphia Phillies  
Veterans Stadium, Philadelphia, PA  
Mon Sep 02 1996, 7:05 PM EDT  
Att: 15,263 - Unknown - 82 F

AB	34
R	1
H	8
RBI	0
BB	2
SO	4
LOB	15



Batter	1	2	3	4	5	6	7	8	9	AB	R	H	RBI	BB	SO	LOB	TOP							
<b>Rickey Henderson, R</b> OBP: 0.418, SLG: 0.362 (1, 9)	4-0 CS BB BB		2-2 F9			1-1 G5-3		2-1 F9		3	0	0	0	1	0	0	<b>San Diego Padres @ Philadelphia Phillies</b> Veterans Stadium, Philadelphia, PA Tue Sep 03 1996, 7:05 PM EDT Att: 16,797 - Unknown - 80 F <a href="http://livebaseballscorecards.com">livebaseballscorecards.com</a>							
<b>Steve Finley, L</b> OBP: 0.356, SLG: 0.523 (1, 8)	1-3 K			2-2 G4-3		3-2 E8 2B		2-1 G4-3		4	0	1	0	0	1	1								
<b>Ken Caminiti, S</b> OBP: 0.397, SLG: 0.593 (1, 5)	4-1 BB			0-0 F8		2-3 K			3-2 G4-3	3	0	0	0	1	1	1								
<b>Greg Vaughn, R</b> OBP: 0.369, SLG: 0.556 (1, 7)	2-2 F8			2-2 F9			0-1 HR		0-0 F9	4	1	1	1	0	0	2								
<b>Craig Shipley, R</b> OBP: 0.344, SLG: 0.411 (1, 4)	3-2 CS	1-0 G5-3			0-2 L1		1-0 F9		0-0 BB	4	0	1	0	0	0	0								
<b>Luis Lopez, S</b> OBP: 0.236, SLG: 0.248 (9, PR)	2-3								1-2 1B	0	0	0	0	0	0	0								
<b>Wally Joyner, L</b> OBP: 0.399, SLG: 0.433 (1, 3)		4-1 G6-4-3 BB			1-0 F8		1-2 2B		1-2 L5	3	0	1	0	1	0	1								
<b>Brian Johnson, R</b> OBP: 0.331, SLG: 0.480 (1, 2)					0-1 HR		0-1 G4-3			2	1	1	1	0	0	1								
<b>Scott Livingstone, L</b> OBP: 0.331, SLG: 0.369 (7, PH)										1	0	0	0	0	0	1								
<b>John Faherty, R</b> OBP: 0.323, SLG: 0.461 (7, 2)										0	0	0	0	0	0	0								
<b>Chris Gomez, R</b> OBP: 0.343, SLG: 0.324 (1, 6)			2-3 K			2-3 K		2-0 F7		3	0	0	0	0	2	1								
<b>Joey Hamilton, R</b> OBP: 0.185, SLG: 0.238 (1, 1)			2-2 L7					0-0 G4-3		2	0	0	0	0	1	0								
<b>Tim Worrell, R</b> OBP: 0.209, SLG: 0.158 (7, 1)										0	0	0	0	0	0	0								
<b>Tony Gwynn, L</b> OBP: 0.387, SLG: 0.439 (8, PH)										1	0	0	0	0	0	0								
<b>Trevor Hoffman, R</b> OBP: 0.387, SLG: 0.439 (8, 1)										0	0	0	0	0	0	0								
<b>Inning Stats</b>	R: 0 E: 0 K: 1 S: 10	H: 0 LOB: 1 BB: 2 P: 24	R: 0 E: 0 K: 0 S: 5	H: 0 LOB: 0 BB: 1 P: 11	R: 0 E: 0 K: 1 S: 13	H: 0 LOB: 0 BB: 0 P: 19	R: 0 E: 0 K: 0 S: 8	H: 0 LOB: 0 BB: 0 P: 12	R: 1 E: 0 K: 1 S: 10	H: 1 LOB: 0 BB: 0 P: 13	R: 0 E: 1 K: 2 S: 11	H: 1 LOB: 1 BB: 0 P: 18	R: 1 E: 0 K: 0 S: 9	H: 2 LOB: 1 BB: 0 P: 13	R: 0 E: 0 K: 0 S: 5	H: 0 LOB: 0 BB: 0 P: 9	R: 0 E: 0 K: 0 S: 11	H: 1 LOB: 1 BB: 0 P: 15	1B: 1 2B: 2 3B: 0 HR: 2	SF: 0 SAC: 0 DP: 1 HBP: 0	WP: 0 PB: 0 SB: 0 CS: 1	PA: 34		
<b>PITCHER</b>	IP	WLS	BF	H	R	ER	SO	BB	IBB	HBP	BLK	WP	HR	S	P	ERA	WHIP							
<b>Mike Mims, L</b> ERA: 5.54 (1, 1)	5.0	W	17	1	1	1	3	3	0	0	0	0	1	46	79	1.80	0.800							
<b>Toby Borland, R</b> ERA: 4.31 (6, 1)	2.0		9	3	1	1	2	0	0	0	0	0	1	20	31	4.50	1.500							
<b>Ken Ryan, R</b> ERA: 2.62 (8, 1)	2.0	S	7	1	0	0	0	0	0	0	0	0	0	16	24	0.00	0.500							

Batter	1	2	3	4	5	6	7	8	9	AB	R	H	RBI	BB	SO	LOB	BOTTOM							
<b>Ricky Otero, S</b> OBP: 0.327, SLG: 0.346 (1, 8)	2-2 BLK G4-3 2B	2-2 CS 1B			0-2 G6-4-3 1B		1-1 P6			4	1	3	1	0	0	1	<b>San Diego Padres @ Philadelphia Phillies</b> Veterans Stadium, Philadelphia, PA Tue Sep 03 1996, 7:05 PM EDT Att: 16,797 - Unknown - 80 F <a href="http://livebaseballscorecards.com">livebaseballscorecards.com</a>							
<b>Mickey Morandini, L</b> OBP: 0.300, SLG: 0.323 (1, 4)	2-2 L7	2-1 P3			1-2 G6-4-3		4-0 BB			3	0	0	0	1	0	3								
<b>Gregg Jefferies, S</b> OBP: 0.337, SLG: 0.393 (1, 7)	2-1 G4-3		3-2 HR		2-3 K		0-3 K			4	1	1	2	0	2	2								
<b>Benito Santiago, R</b> OBP: 0.317, SLG: 0.488 (1, 2)	4-1 1B BB		0-3 K			0-0 G6-3 1B		0-1 S 1B HR 1B		3	2	2	0	1	1	0								
<b>Jon Zuber, L</b> OBP: 0.304, SLG: 0.273 (1, 3)	1-0 1B		1-1 G3			3-2 G6-3		2-1 S 1B HR 1B		4	1	2	0	0	0	1								
<b>Scott Rolen, R</b> OBP: 0.391, SLG: 0.390 (1, 5)	1-0 1B		2-1 G6-3			2-2 G3-1		2-1 1B HR		4	1	2	4	0	0	0								
<b>Wendell Magee, R</b> OBP: 0.194, SLG: 0.233 (1, 9)	1-3 K			3-3 K			0-2 G6-3	0-3 K		4	0	0	0	0	3	2								
<b>Kevin Stocker, S</b> OBP: 0.323, SLG: 0.335 (1, 6)		0-0 1B 2B			1-1 G4-3		2-1 3B 2B	0-0 G4-3		4	2	2	0	0	0	0								
<b>Mike Mims, L</b> OBP: 0.120, SLG: 0.120 (1, 1)		2-3 K			2-1 L1-3		2-1 3B	0-3 K		2	0	0	0	0	1	1								
<b>Toby Borland, R</b> OBP: 0.391, SLG: 0.421 (7, PH)										1	0	1	1	0	0	0								
<b>Desi Relaford, S</b> OBP: 0.091, SLG: 0.091 (7, PR)										0	0	0	0	0	0	0								
<b>Ken Ryan, R</b> OBP: 0.167, SLG: 0.167 (8, 1)										1	0	0	0	0	1	0								
<b>Inning Stats</b>	R: 2 E: 0 K: 1 S: 15	H: 3 LOB: 2 BB: 1 P: 28	R: 1 E: 0 K: 1 S: 10	H: 2 LOB: 0 BB: 0 P: 15	R: 1 E: 0 K: 1 S: 10	H: 1 LOB: 0 BB: 0 P: 16	R: 0 E: 0 K: 1 S: 7	H: 0 LOB: 0 BB: 0 P: 13	R: 0 E: 0 K: 0 S: 10	H: 1 LOB: 0 BB: 0 P: 13	R: 0 E: 0 K: 0 S: 10	H: 1 LOB: 0 BB: 0 P: 15	R: 1 E: 0 K: 1 S: 12	H: 2 LOB: 2 BB: 1 P: 21	R: 3 E: 0 K: 2 S: 13	H: 3 LOB: 0 BB: 0 P: 17	1B: 7 2B: 3 3B: 1 HR: 2	SF: 0 SAC: 0 DP: 2 HBP: 0	WP: 0 PB: 0 SB: 2 CS: 1	PA: 36				
<b>PITCHER</b>	IP	WLS	BF	H	R	ER	SO	BB	IBB	HBP	BLK	WP	HR	S	P	ERA	WHIP							
<b>Joey Hamilton, R</b> ERA: 4.2 (1, 1)	6.1	L	27	10	5	5	5	1	0	0	1	1	1	69	111	7.11	1.737							
<b>Tim Worrell, R</b> ERA: 3.12 (7, 1)	0.2		3	0	0	0	1	1	0	0	0	0	0	5	10	0.00	1.500							
<b>Trevor Hoffman, R</b> ERA: 2.28 (8, 1)	1.0		6	3	3	3	2	0	0	0	0	0	1	13	17	27.00	3.000							

Batter	1	2	3	4	5	6	7	8	9	AB	R	H	RBI	BB	SO	LOB	TOP	
Rickey Henderson, R OBP: 0.415, SLG: 0.358	(1,7) C K	(1,7) C F9		(1,7) C FC4			(1,7) C F9			4	0	0	0	0	1	2		
Tony Gwynn, L OBP: 0.393, SLG: 0.448	(1,9) B 1B			(1,9) B L8			(1,9) B G6-4-3		(1,9) B 1B	4	2	4	0	0	0	0		
Steve Finley, L OBP: 0.356, SLG: 0.520	(1,8) B P4			(1,8) B BB			(1,8) B G6-4-3		(1,8) B K	3	0	0	0	1	1	3		
Ken Caminiti, S OBP: 0.396, SLG: 0.591	(1,5) B S			(1,5) B L8			(1,5) B K		(1,5) B F7	4	0	1	1	0	1	3		
John Flaherty, R OBP: 0.322, SLG: 0.458	(1,2) B BB			(1,2) B SF8			(1,2) B G6-3		(1,2) B F7	2	0	0	1	1	0	1		
Wally Joyner, L OBP: 0.397, SLG: 0.431	(1,3) B F7			(1,3) B G3			(1,3) B CS		(1,3) B G6-3	4	0	1	0	0	0	3		
Chris Gomez, R OBP: 0.340, SLG: 0.321				(1,6) B L9			(1,6) B P3		(1,6) B G4-3	4	0	0	0	0	1	1		
Jody Reed, R OBP: 0.315, SLG: 0.284				(1,4) B CS			(1,4) B K		(1,4) B L6	4	0	1	0	0	1	0		
Scott Sanders, R OBP: 0.267, SLG: 0.345	(1,1) B 1-2			(1,1) B 1B			(1,1) B FC4			3	0	2	0	0	0	0		
Trevor Hoffman, R (9,1)										0	0	0	0	0	0	0		
<b>Inning Stats</b>	R: 1 H: 2 E: 0 K: 1 S: 15	H: 2 R: 2 ER: 2 SO: 5 BB: 1 LOB: 28	R: 0 H: 2 E: 0 K: 0 S: 11	H: 1 R: 1 ER: 1 SO: 18 BB: 0 LOB: 1	R: 1 H: 1 E: 0 K: 1 S: 5	H: 1 R: 1 ER: 0 SO: 10 BB: 0 LOB: 1	R: 0 H: 1 E: 0 K: 1 S: 7	H: 1 R: 0 ER: 0 SO: 10 BB: 0 LOB: 0	R: 0 H: 0 E: 0 K: 0 S: 4	H: 1 R: 0 ER: 0 SO: 8 BB: 0 LOB: 1	R: 0 H: 0 E: 0 K: 0 S: 6	H: 0 R: 0 ER: 0 SO: 11 BB: 0 LOB: 0	1B: 8 2B: 2 3B: 0 HR: 0	SF: 1 SAC: 0 DP: 2 HBP: 0	WP: 0 PB: 0 SB: 1 CS: 2	PA: 35		
<b>PITCHER</b>	IP	WLS	BF	H	R	ER	SO	BB	IBB	HBP	BLK	WP	HR	S	P	ERA	WHIP	
55 Matt Beech, L ERA: 5.6	(1,1)	8.0	L	32	9	2	2	5	2	0	0	0	0	65	103	2.25	1.375	
Ricardo Jordan, L ERA: 2.11	(9,1)	0.1		1	0	0	0	0	0	0	0	0	0	1	2	0.00	0.000	
Toby Borland, R ERA: 4.28	(9,1)	0.2		2	0	0	0	0	0	0	0	0	0	5	9	0.00	0.000	

San Diego Padres @ Philadelphia Phillies  
Veterans Stadium, Philadelphia, PA  
Wed Sep 04 1996, 7:05 PM EDT  
Att: 18,754 - Unknown - 78 F

livebaseballscores.com

AB 32  
R 2  
H 9  
RBI 2  
BB 2  
SO 5  
LOB 13



Batter	1	2	3	4	5	6	7	8	9	AB	R	H	RBI	BB	SO	LOB	BOTTOM	
Ricky Otero, S OBP: 0.326, SLG: 0.350	(1,8) C F7			(1,8) C E			(1,8) C G3-1		(1,8) C B2	4	1	1	0	0	0	0		
Mickey Morandini, L OBP: 0.319, SLG: 0.320	(1,4) B G6-3			(1,4) B F7			(1,4) B G4-3		(1,4) B G1-6-3	3	0	0	0	1	0	0		
Gregg Jefferies, S OBP: 0.339, SLG: 0.394	(1,7) X G6-3			(1,7) X G1-3			(1,7) X 1B		(1,7) X L9	4	0	2	0	0	0	0		
Benito Santiago, R OBP: 0.314, SLG: 0.484	(1,2) B G6-3			(1,2) B K			(1,2) B L8		(1,2) B G6-3	4	0	0	0	0	1	3		
Jon Zuber, L OBP: 0.296, SLG: 0.240	(1,3) X G4-3			(1,3) X G6-4-3			(1,3) X G6-3		(1,3) X G3-1	3	0	0	0	1	0	3		
Scott Rolen, R OBP: 0.324, SLG: 0.388	(1,5) B 1B			(1,5) B L8			(1,5) B G3		(1,5) B G3	3	0	1	0	0	0	1		
Wendell Magee, R OBP: 0.185, SLG: 0.222	(1,9) B F7			(1,9) B G6-4-3			(1,9) B K		(1,9) B K	3	0	0	0	0	1	2		
Kevin Stocker, S OBP: 0.321, SLG: 0.332	(1,6) B SAFE			(1,6) B P5			(1,6) B G3		(1,6) B G3	3	0	0	0	0	0	1		
55 Matt Beech, L (1,1)										2	0	0	0	0	0	1		
Gene Schall, R (8,PH)										1	0	0	0	0	1	0		
Ricardo Jordan, L (9,1)										0	0	0	0	0	0	0		
Toby Borland, R (9,1)										0	0	0	0	0	0	0		
<b>Inning Stats</b>	R: 0 H: 1 E: 0 K: 0 S: 9	H: 1 R: 1 ER: 0 SO: 20 BB: 1 LOB: 14	R: 0 H: 1 E: 0 K: 0 S: 13	H: 1 R: 1 ER: 0 SO: 16 BB: 0 LOB: 0	R: 0 H: 0 E: 0 K: 0 S: 6	H: 0 R: 0 ER: 0 SO: 10 BB: 1 LOB: 0	R: 0 H: 1 E: 0 K: 1 S: 8	H: 0 R: 0 ER: 0 SO: 11 BB: 0 LOB: 1	R: 0 H: 0 E: 0 K: 1 S: 6	H: 0 R: 0 ER: 0 SO: 8 BB: 0 LOB: 0	R: 0 H: 0 E: 0 K: 0 S: 6	H: 0 R: 0 ER: 0 SO: 9 BB: 0 LOB: 0	1B: 3 2B: 0 3B: 1 HR: 0	SF: 0 SAC: 0 DP: 1 HBP: 0	WP: 0 PB: 0 SB: 0 CS: 0	PA: 32		
<b>PITCHER</b>	IP	WLS	BF	H	R	ER	SO	BB	IBB	HBP	BLK	WP	HR	S	P	ERA	WHIP	
Scott Sanders, R ERA: 3.2	(1,1)	8.0	W	29	4	1	0	3	2	0	0	0	0	66	101	0.00	0.750	
Trevor Hoffman, R ERA: 2.25	(9,1)	1.0	S	3	0	0	0	0	0	0	0	0	0	6	9	0.00	0.000	

San Diego Padres @ Philadelphia Phillies  
Veterans Stadium, Philadelphia, PA  
Wed Sep 04 1996, 7:05 PM EDT  
Att: 18,754 - Unknown - 78 F

livebaseballscores.com

AB 30  
R 1  
H 4  
RBI 0  
BB 2  
SO 3  
LOB 11



Batter	1	2	3	4	5	6	7	8	9	AB	R	H	RBI	BB	SO	LOB	TOP			
Rickey Henderson, R OBP: 0.413, SLG: 0.355	(1,7) K		4-2 BB		2-2 E6 1B	1-0 G6-3		1-1 F9		4	1	0	0	1	1	4				
Tony Gwynn, L OBP: 0.395, SLG: 0.449	(1,9) BB		2-2 G4-3		0-0 BB 1B		0-1 G1-3		2-1 G1-6-3 1B	4	0	2	1	1	0	1				
Steve Finley, L OBP: 0.356, SLG: 0.518	(1,8) F9			4-1 FC3-6 BB	0-1 E1 1B		1-0 G3-1		2-3 K	4	0	1	1	1	1	2				
Ken Caminiti, S OBP: 0.397, SLG: 0.590	(1,5) K			2-2 FC3-6 1B	2-2 BB IBB		1-2 BB		0-0 G1-6-3 1B	4	0	2	0	1	1	2				
Wally Joyner, L OBP: 0.326, SLG: 0.429	(1,3) G3	1-2 G3		2-2 L4	2-1 F7		2-3 K		0-0 G1-6-3	2	0	0	0	0	0	1				
Greg Vaughn, R OBP: 0.327, SLG: 0.555	(5, PH)									1	0	0	0	0	0	3				
Willie Blair, R OBP: 0.267, SLG: 0.477	(5, 1)									0	0	0	0	0	0	0				
Brian Johnson, R OBP: 0.326, SLG: 0.477	(7, PH)									0	0	0	0	0	0	1				
Dario Veras, R OBP: 0.326, SLG: 0.477	(7, 1)									0	0	0	0	0	0	0				
Doug Bochtler, R OBP: 0.326, SLG: 0.477	(8, 1)									0	0	0	0	0	0	0				
Sean Mulligan, R OBP: 0.326, SLG: 0.477	(8, PH)									1	0	0	0	0	0	2				
John Flaherty, R OBP: 0.323, SLG: 0.457	(1,2) G6-3								2-1 G5-3	5	1	2	0	0	1	3				
Chris Gomez, R OBP: 0.341, SLG: 0.323	(1,6) L9									4	1	2	0	0	0	1				
Jody Reed, R OBP: 0.314, SLG: 0.284	(1,4) F7									4	0	1	0	0	0	3				
Bob Tewksbury, R OBP: 0.066, SLG: 0.051	(1,1) G6-3									1	0	0	0	0	0	0				
Chris Gwynn, L OBP: 0.287, SLG: 0.238	(5, PH)									1	0	0	0	0	1	1				
Archi Cianfranco, R OBP: 0.318, SLG: 0.418	(5, 3)									2	0	0	0	0	0	2				
<b>Inning Stats</b>	R: 0 E: 0 K: 2 S: 13	H: 0 LOB: 1 BB: 1 P: 26	R: 0 E: 0 K: 0 S: 6	H: 0 LOB: 0 BB: 0 P: 10	R: 0 E: 0 K: 0 S: 9	H: 0 LOB: 1 BB: 1 P: 17	R: 0 E: 0 K: 1 S: 12	H: 0 LOB: 0 BB: 1 P: 21	R: 2 E: 2 K: 1 S: 15	H: 3 LOB: 3 BB: 1 P: 27	R: 1 E: 1 K: 0 S: 13	H: 2 LOB: 1 BB: 0 P: 19	R: 0 E: 0 K: 1 S: 15	H: 2 LOB: 2 BB: 0 P: 19	R: 0 E: 0 K: 1 S: 10	H: 2 LOB: 2 BB: 0 P: 16	1B: 10 2B: 9 3B: 0 HR: 0	SF: 0 SAC: 0 DP: 1 HBP: 0	WP: 0 PB: 0 SB: 0 CS: 0	PA: 42
<b>PITCHER</b>	IP WLS BF H R ER SO BB IBB HBP BLK WP HR S P ERA WHIP	IP WLS BF H R ER SO BB IBB HBP BLK WP HR S P ERA WHIP																		
Alan Benes, R ERA: 4.83	(1,1) 4.2 21 3 2 0 4 3 0 0 0 0 0 0 0 53 93 0.00 1.286																			
Tony Fossas, L ERA: 2.51	(5,1) 0.0 1 0 0 0 0 0 1 0 0 0 0 0 0 0 4 ∞ ∞																			
Mark Petkovsek, R ERA: 3.81	(5,1) 1.1 W 6 2 1 0 0 0 0 0 0 0 0 0 0 15 23 0.00 1.500																			
Rick Honeycutt, L ERA: 3.12	(7,1) 0.2 3 1 0 0 0 0 0 0 0 0 0 0 0 6 8 0.00 1.500																			
T.J. Mathews, R ERA: 2.65	(7,1) 1.1 6 2 0 0 1 0 0 0 0 0 0 0 0 18 24 0.00 1.500																			

San Diego Padres @ St. Louis Cardinals  
 Busch Stadium, St. Louis, MO  
 Fri Sep 06 1996, 7:05 PM CDT  
 Att: 28,116 - Unknown - 82 F

AB	38
R	3
H	10
RBI	2
BB	4
SO	6
LOB	26



Batter	1	2	3	4	5	6	7	8	9	AB	R	H	RBI	BB	SO	LOB	BOTTOM			
Royce Clayton, R OBP: 0.314, SLG: 0.378	(1,6) F8		0-1 G4-3			1-3 K		2-3 K		5	0	1	1	0	2	1				
Ray Lankford, L OBP: 0.395, SLG: 0.506	(1,8) S 1B			4-2 HR BB	3-3 K	2-1 K 1B				3	1	1	0	1	2	2				
Ron Gant, R OBP: 0.364, SLG: 0.517	(1,7) F7			0-1 HR 1B	4-2 BB BB			1-1 F8 BB		3	2	2	0	1	0	1				
Brian Jordan, R OBP: 0.352, SLG: 0.485	(1,9) L7			0-0 HR 1B	2-2 BB BB			4-1 BB		3	2	2	3	1	0	1				
Gary Gaetti, R OBP: 0.321, SLG: 0.456	(1,5) P4			1-2 SF9 3B	0-0 BB 2B			0-2 F8		4	1	2	3	0	0	2				
John Mabry, L OBP: 0.335, SLG: 0.429	(1,3) G3			1-0 SF9 1B	1-0 G1-3			2-3 F8		3	0	0	1	0	0	3				
Tom Pagnozzi, R OBP: 0.314, SLG: 0.448	(1,2) G6-3			3-H K				2-2 BB 1B		4	0	1	0	0	2	2				
Mike Gallego, R OBP: 0.268, SLG: 0.222	(1,4) G6-3			1-0 K	1-3 K			0-0 B3		4	0	0	0	0	1	1				
Alan Benes, R OBP: 0.183, SLG: 0.218	(1,1)									1	0	0	0	0	0	0				
Tony Fossas, L ERA: 4.74	(5,1)									0	0	0	0	0	0	0				
Mark Petkovsek, R ERA: 3.81	(5,1)									1	1	1	0	0	0	0				
Willie McGee, S OBP: 0.326, SLG: 0.477	(6, PH)									0	0	0	0	0	0	0				
Rick Honeycutt, L ERA: 3.12	(7,1)									0	0	0	0	0	0	0				
T.J. Mathews, R ERA: 2.65	(7,1)									0	0	0	0	0	0	0				
Ozzie Smith, S OBP: 0.307, SLG: 0.372	(8, PH)									1	0	0	0	0	0	0				
Danny Jackson, R OBP: 0.326, SLG: 1.000	(8, 1)									0	0	0	0	0	0	0				
<b>Inning Stats</b>	R: 0 E: 0 K: 0 S: 10	H: 1 LOB: 0 BB: 0 P: 15	R: 0 E: 0 K: 0 S: 7	H: 0 LOB: 0 BB: 0 P: 10	R: 0 E: 0 K: 0 S: 4	H: 0 LOB: 0 BB: 0 P: 5	R: 4 E: 0 K: 2 S: 16	H: 3 LOB: 0 BB: 1 P: 25	R: 3 E: 0 K: 2 S: 18	H: 3 LOB: 1 BB: 1 P: 29	R: 1 E: 0 K: 1 S: 11	H: 3 LOB: 1 BB: 0 P: 17	R: 0 E: 0 K: 1 S: 12	H: 1 LOB: 2 BB: 1 P: 19	R: 0 E: 0 K: 1 S: 9	H: 0 LOB: 0 BB: 0 P: 13	1B: 7 2B: 2 3B: 1 HR: 1	SF: 1 SAC: 0 DP: 0 HBP: 0	WP: 0 PB: 0 SB: 1 CS: 0	PA: 37
<b>PITCHER</b>	IP WLS BF H R ER SO BB IBB HBP BLK WP HR S P ERA WHIP	IP WLS BF H R ER SO BB IBB HBP BLK WP HR S P ERA WHIP																		
Bob Tewksbury, R ERA: 4.28	(1,1) 4.0 L 17 4 4 4 2 1 0 0 0 0 0 0 0 29 46 18.00 3.500																			
Willie Blair, R ERA: 4.74	(5,1) 2.0 12 6 4 4 3 1 0 0 0 0 0 0 0 29 46 18.00 3.500																			
Dario Veras, R ERA: 3.94	(7,1) 1.0 5 1 0 0 1 1 0 0 0 0 0 0 0 12 19 0.00 2.000																			
Doug Bochtler, R ERA: 3.49	(8,1) 1.0 3 0 0 0 1 0 0 0 0 0 0 0 0 9 13 0.00 0.000																			

San Diego Padres @ St. Louis Cardinals  
 Busch Stadium, St. Louis, MO  
 Fri Sep 06 1996, 7:05 PM CDT  
 Att: 28,116 - Unknown - 82 F

AB	33
R	8
H	11
RBI	8
BB	3
SO	7
LOB	13







Batter	1	2	3	4	5	6	7	8	9	AB	R	H	RBI	BB	SO	LOB	TOP					
Tony Gwynn, L OBP: 0.397, SLG: 0.450 Trevor Hoffman, R (9.1)	K		3-1		4-3		1B		2B	5	0	2	1	0	1	1	<b>San Diego Padres @ St. Louis Cardinals</b> Busch Stadium, St. Louis, MO Sun Sep 08 1996, 3:33 AM CDT Att: 30,897 - Unknown - 82 F <a href="http://livebaseballscorecards.com">livebaseballscorecards.com</a>					
Chris Gomez, R OBP: 0.343, SLG: 0.324 (1.6)	F9			K		F3	F9		2B	5	0	1	0	0	1							
Steve Finley, L OBP: 0.353, SLG: 0.511 (1.8)	K			E3 FC6-4 BB		BB 1B BB	3-1		K	4	1	0	0	1	2							
Ken Caminiti, S OBP: 0.398, SLG: 0.595 (1.5)		1-3		FC6-4 BB		1B HR BB		F7		3	1	1	0	2	0							
Greg Vaughn, R OBP: 0.369, SLG: 0.551 (1.7)	F9			FC6-4		1-3 2-H 1B		1B BB		3	1	1	1	2	0							
Wally Joyner, L OBP: 0.394, SLG: 0.433 (1.3)				K		1-H 3-H HR		F8	P6	5	1	2	3	0	1							
John Flaherty, R OBP: 0.319, SLG: 0.451 (1.2)		1B			L5		5-3			4	0	1	0	0	0							
Jody Reed, R OBP: 0.313, SLG: 0.282 (1.4)			P5			SH1-4 1B		K		4	0	1	0	0	2							
Fernando Valenzuela, L OBP: 0.150, SLG: 0.183 Doug Bochler, R (8.1)			K		SH1-4			K		2	0	0	0	0	2							
Rickey Henderson, R OBP: 0.415, SLG: 0.355 Doug Dasenczo, S OBP: 0.125, SLG: 0.125 (9.9)						1-2			2B BB	0	0	0	0	0	0							
<b>Inning Stats</b>	R: 0 E: 0 K: 2 S: 7	H: 0 LOB: 0 BB: 0 P: 7	R: 0 E: 0 K: 0 S: 4	H: 1 LOB: 1 BB: 0 P: 4	R: 0 E: 0 K: 1 S: 5	H: 0 LOB: 0 BB: 0 P: 5	R: 0 E: 1 K: 2 S: 8	H: 0 LOB: 1 BB: 1 P: 12	R: 0 E: 0 K: 0 S: 4	H: 1 LOB: 1 BB: 0 P: 4	R: 4 E: 0 K: 1 S: 7	H: 2 LOB: 0 BB: 2 P: 15	R: 0 E: 0 K: 1 S: 6	H: 1 LOB: 1 BB: 0 P: 6	R: 0 E: 0 K: 1 S: 6	H: 1 LOB: 2 BB: 2 P: 10	R: 1 E: 0 K: 1 S: 7	H: 3 LOB: 3 BB: 2 P: 15	1B: 6 2B: 2 3B: 0 HR: 1	SF: 0 SAC: 1 DP: 0 HBP: 0	WP: 0 PB: 0 SB: 0 CS: 0	PA: 42
<b>PITCHER</b>	IP WLS BF H R ER SO BB IBB HBP BLK WP HR S P ERA WHIP																					
Todd Stottlemyre, R ERA: 4.11 Cory Bailey, R ERA: 3.56 Danny Jackson, L ERA: 4.32 (1.1)	7.0 L 30 5 4 4 7 3 0 0 0 0 0 1 41 53 5.14 1.143																					

Batter	1	2	3	4	5	6	7	8	9	AB	R	H	RBI	BB	SO	LOB	BOTTOM					
Royce Clayton, R OBP: 0.326, SLG: 0.374 (1.6)	F8		1-3		F9			F8		4	0	0	0	0	0	1	<b>San Diego Padres @ St. Louis Cardinals</b> Busch Stadium, St. Louis, MO Sun Sep 08 1996, 3:33 AM CDT Att: 30,897 - Unknown - 82 F <a href="http://livebaseballscorecards.com">livebaseballscorecards.com</a>					
Ray Lankford, L OBP: 0.385, SLG: 0.503 (1.8)	F8			B1-3		CS BB		F8		3	0	0	0	1	0							
Ron Gant, R OBP: 0.360, SLG: 0.508 (1.7)	P4			BB 1B 1B		CS	F8		P4	4	1	1	0	0	0							
Brian Jordan, R OBP: 0.356, SLG: 0.494 (1.9)		5-3		BB 1B 1B					HR 1B	4	2	3	0	0	0							
Gary Gaetti, R OBP: 0.323, SLG: 0.467 (1.5)	K			BB 1B BB			5-3		1-H HR	3	1	1	2	1	1							
John Mabry, L OBP: 0.333, SLG: 0.425 (1.3)	K			G5-3 BB 1B		L5		F8		4	0	1	2	0	1							
Tom Pagnozzi, R OBP: 0.315, SLG: 0.444 (1.2)			F7			BB	6-3		F3	3	0	0	0	1	0							
Luis Alicea, S OBP: 0.340, SLG: 0.365 (1.4)			SH1-4 1B		G5-3		G6-4-3 BB		K	3	0	1	0	1	1							
Todd Stottlemyre, L OBP: 0.318, SLG: 0.237 Willie McGee, S OBP: 0.343, SLG: 0.421 Cory Bailey, R OBP: 0.343, SLG: 0.421 Danny Jackson, R OBP: 0.500, SLG: 1.000 (1.1)				SH1-4			G3			1	0	0	0	0	0							
<b>Inning Stats</b>	R: 0 E: 0 K: 0 S: 3	H: 0 LOB: 0 BB: 0 P: 3	R: 0 E: 0 K: 2 S: 7	H: 0 LOB: 0 BB: 0 P: 7	R: 0 E: 0 K: 0 S: 4	H: 1 LOB: 1 BB: 0 P: 4	R: 2 E: 0 K: 0 S: 5	H: 3 LOB: 2 BB: 2 P: 13	R: 0 E: 0 K: 0 S: 2	H: 0 LOB: 0 BB: 1 P: 6	R: 0 E: 0 K: 0 S: 4	H: 1 LOB: 1 BB: 0 P: 4	R: 0 E: 0 K: 0 S: 2	H: 0 LOB: 0 BB: 1 P: 6	R: 0 E: 0 K: 0 S: 3	H: 0 LOB: 0 BB: 0 P: 3		R: 2 E: 0 K: 1 S: 7	H: 2 LOB: 0 BB: 0 P: 7	1B: 5 2B: 1 3B: 0 HR: 1	SF: 0 SAC: 1 DP: 2 HBP: 0	WP: 0 PB: 0 SB: 0 CS: 1
<b>PITCHER</b>	IP WLS BF H R ER SO BB IBB HBP BLK WP HR S P ERA WHIP																					
Fernando Valenzuela, L ERA: 3.48 Doug Bochler, R ERA: 3.43 Trevor Hoffman, R ERA: 2.47 (1.1)	7.0 W 27 5 2 2 2 4 0 0 0 0 0 0 0 3 3 2.57 1.286																					



Batter	1	2	3	4	5	6	7	8	9	AB	R	H	RBI	BB	SO	LOB	TOP						
Tony Womack, L (1,8) OBP: 0.300, SLG: 0.375 Jemaine Allensworth, R (7,8) OBP: 0.262, SLG: 0.331	2-2 FC6-4 3B	0-2 G6-3			1-3 K	1-0 F7		0-1 G5-3		4	1	1	0	0	1	3	4 1 1 0 0 1 3 1 0 0 0 0 0 1						
Al Martin, L (1,7) OBP: 0.350, SLG: 0.456	4-2 FC6-4 BB		1-2 G6-3		0-1 BB 2B		2-1 G4-3 S 1B		0-1 G6-3	4	1	2	0	1	0	0	4 1 2 0 1 0 0						
Jeff King, R (1,4) OBP: 0.338, SLG: 0.497	0-2 P6		0-1 F8		4-2 2B BB		2-2 G4-3		3-1 P5	4	1	0	0	1	0	3	4 1 0 0 1 0 3						
Orlando Merced, S (1,9) OBP: 0.360, SLG: 0.492	3-1 FC6-4 BB 1-2 3-H		2-1 L3		1-0 1B 2B		2-3 K		1-3 K	5	0	1	4	0	2	2	5 0 1 4 0 2 2						
Mark Johnson, L (1,3) OBP: 0.368, SLG: 0.496	4-1 BB 1-2			3-2 F7	1-1 G6-3 1B		0-1 P5			3	0	1	0	1	0	1	3 0 1 0 1 0 1						
Carlos Garcia, R (1,5) OBP: 0.324, SLG: 0.391	2-3 K			0-1 G4-3	1-1 G6-3			3-1 F7		4	0	0	0	0	1	4	4 0 0 0 0 1 4						
Jay Bell, R (1,6) OBP: 0.295, SLG: 0.341		3-2 G6-3 1B		2-1 S 1B		1-1 F9		0-3 K		4	0	2	0	0	1	0	4 0 2 0 0 1 0						
Keith Osik, R (1,2) OBP: 0.344, SLG: 0.422		1-1 G6-3		3-3 K		0-1 2B		1-2 1B 2B		4	1	2	0	0	1	2	4 1 2 0 0 1 2						
Chris Peters, L (1,1) OBP: 0.133, SLG: 0.133 Nelson Liriano, S (6,PH) OBP: 0.293, SLG: 0.372 Rich Loiselle, R (6,1) OBP: 1.000, SLG: 1.000 Dan Plesac, L (8,1) OBP: 0.300, SLG: 0.222		1-1 F7			0-1 BB 1B 2B		1-1 F7		1-2 2H 1B	2	1	1	0	0	0	1	2 1 1 0 0 0 1 1 0 0 0 0 0 1 1 0 1 1 0 0 0 0 0 0 0 0 0 0 0 0 0 0 0 0 0						
<b>Inning Stats</b>	R: 1 E: 0 K: 1 S: 15	H: 1 LOB: 2 BB: 2 P: 30	R: 0 E: 0 K: 0 S: 13	H: 1 LOB: 1 BB: 0 P: 18	R: 0 E: 0 K: 0 S: 7	H: 0 LOB: 0 BB: 0 P: 10	R: 0 E: 0 K: 1 S: 13	H: 1 LOB: 1 BB: 0 P: 21	R: 3 E: 0 K: 1 S: 15	H: 4 LOB: 1 BB: 1 P: 23	R: 0 E: 0 K: 0 S: 7	H: 1 LOB: 1 BB: 0 P: 10	R: 0 E: 0 K: 1 S: 10	H: 1 LOB: 1 BB: 0 P: 16	R: 1 E: 0 K: 1 S: 14	H: 2 LOB: 2 BB: 0 P: 19	R: 0 E: 0 K: 1 S: 7	H: 0 LOB: 0 BB: 0 P: 11	1B: 7 2B: 3 3B: 1 HR: 0	SF: 0 SAC: 0 DP: 1 HBP: 0	WP: 0 PB: 0 SB: 2 CS: 0	PA: 40	
<b>PITCHER</b>	IP WLS BF H R ER SO BB IBB HBP BLK WP HR S P ERA WHIP	IP WLS BF H R ER SO BB IBB HBP BLK WP HR S P ERA WHIP											IP WLS BF H R ER SO BB IBB HBP BLK WP HR S P ERA WHIP										
Joey Hamilton, R (1,1) ERA: 4.29	4.1 22 6 1 0 0 0 3 0 0 0 0 0 0 59 96 8.31 2.077	2.2 2 1 0 0 0 0 0 0 0 0 0 0 0 4 6 0.00 1.500											1.0 S 3 0 0 0 0 1 0 0 0 0 0 7 11 0.00 0.000										
Mike Oquist, R (5,1) ERA: 4.38	0.2 1.1 6 2 0 0 0 0 0 0 0 0 0 0 12 19 0.00 1.500	1.1 6 2 0 0 0 0 0 0 0 0 0 0 0 5 7 0.00 0.000											1.0 W 5 2 1 1 1 0 0 0 0 0 0 0 14 19 9.00 2.000										
Sean Bergman, R (6,1) ERA: 13.5	0.2 2 0 0 0 0 1 0 0 0 0 0 0 0 5 7 0.00 0.000	1.0 W 5 2 1 1 1 0 0 0 0 0 0 0 14 19 9.00 2.000																					
Al Osuna, L (7,1) ERA: 7.71	0.2 2 0 0 0 0 1 0 0 0 0 0 0 0 5 7 0.00 0.000	1.0 W 5 2 1 1 1 0 0 0 0 0 0 0 14 19 9.00 2.000																					
Dustin Hermanson, R (8,1) ERA: 7.71	0.2 2 0 0 0 0 1 0 0 0 0 0 0 0 5 7 0.00 0.000	1.0 W 5 2 1 1 1 0 0 0 0 0 0 0 14 19 9.00 2.000																					

Pittsburgh Pirates @ San Diego Padres  
Jack Murphy Stadium, San Diego, CA  
Mon Sep 09 1996, 10:05 PM EDT  
Att: 15,727 - Unknown - 78 F

AB 37  
R 5  
H 11  
RBI 5  
BB 3  
SO 6  
LOB 18



Batter	1	2	3	4	5	6	7	8	9	AB	R	H	RBI	BB	SO	LOB	BOTTOM						
Rickey Henderson, R (1,8) OBP: 0.414, SLG: 0.354 Luis Lopez, S (9,4) OBP: 0.236, SLG: 0.248	0-2 G1-6-3 1B			1-3 K		1-0 G5-3		2-2 F8		4	0	1	0	0	1	0	4 0 1 0 0 1 0 0 0 0 0 0 0 0						
Tony Gwynn, L (1,9) OBP: 0.396, SLG: 0.448	1-1 G1-6-3 1-2			0-2 G1-3		0-2 G4-3		2-1 1B HR		4	1	1	0	0	0	1	4 1 1 0 0 0 1						
Ken Caminiti, S (1,5) OBP: 0.397, SLG: 0.592	3-1 P4			1-2 G6-3		1-3 K		0-0 1B HR		4	1	1	0	0	1	0	4 1 1 0 0 1 0						
Greg Vaughn, R (1,7) OBP: 0.370, SLG: 0.556		3-0 P3			4-2 1B E BB		2-0 P6		0-0 2H HR	3	2	1	3	1	0	1	3 2 1 3 1 0 1						
Brian Johnson, R (1,2) OBP: 0.302, SLG: 0.475 Doug Dascenzo, S (8,PR) OBP: 0.125, SLG: 0.125 Trevor Hoffman, R (9,1)		0-0 G6-3			1-0 E G4-3 1B		1-0 F8		2-2 BB 1B	4	1	2	0	0	0	0	4 1 2 0 0 0 0 0 0 0 0 0 0 0 0 0 0 0 0 0 0						
Wally Joyner, L (1,3) OBP: 0.393, SLG: 0.429		1-3 K			2-2 G4-3 1H 2H		0-0 F8		4-0 BB	3	0	0	1	1	1	0	3 0 0 1 1 1 0						
Chris Gomez, R (1,6) OBP: 0.340, SLG: 0.321				3-2 G6-3		1-0 F9		1-0 G6-3		1-0 G5-3	4	0	0	0	0	2	4 0 0 0 0 0 2						
Jody Reed, R (1,4) OBP: 0.313, SLG: 0.282 Steve Finley, L (8,PH) OBP: 0.354, SLG: 0.517				0-0 F8		4-2 FC5-4 BB		3-2 HR		1	0	0	0	1	0	0	1 0 0 0 1 0 0 1 1 1 1 0 0 0						
Joey Hamilton, R (1,1) OBP: 0.182, SLG: 0.234 Mike Oquist, R (5,1) ERA: 4.38 Jim Tatum, R (6,PH) OBP: 0.100, SLG: 0.100 Sean Bergman, R (8,1) OBP: 0.300, SLG: 0.200 Al Osuna, L (7,1) ERA: 13.5 Dustin Hermanson, R (8,1) ERA: 7.71 Scott Livingstone, L (8,PH) OBP: 0.265, SLG: 0.396 John Flaherty, R (8,2) ERA: 3.31				2-1 L4		0-2 FC5-4 BB		0-0 G4-3		1	0	0	0	0	0	0	1 0 0 0 0 0 0 0 0 0 0 0 0 0 1 0 1 0 0 0 0 0 0 0 0 0 0 0 0 0						
<b>Inning Stats</b>	R: 0 E: 0 K: 0 S: 7	H: 1 LOB: 0 BB: 0 P: 11	R: 0 E: 0 K: 1 S: 5	H: 0 LOB: 0 BB: 0 P: 9	R: 0 E: 0 K: 0 S: 7	H: 0 LOB: 0 BB: 0 P: 12	R: 0 E: 0 K: 1 S: 10	H: 0 LOB: 0 BB: 0 P: 12	R: 2 E: 1 K: 0 S: 14	H: 1 LOB: 1 BB: 2 P: 26	R: 0 E: 0 K: 1 S: 8	H: 0 LOB: 1 BB: 0 P: 12	R: 0 E: 0 K: 0 S: 4	H: 0 LOB: 0 BB: 0 P: 6	R: 4 E: 0 K: 0 S: 19	H: 5 LOB: 2 BB: 1 P: 33	1B: 5 2B: 0 3B: 0 HR: 2	SF: 0 SAC: 0 DP: 1 HBP: 0	WP: 1 PB: 0 SB: 0 CS: 0	PA: 34			
<b>PITCHER</b>	IP WLS BF H R ER SO BB IBB HBP BLK WP HR S P ERA WHIP	IP WLS BF H R ER SO BB IBB HBP BLK WP HR S P ERA WHIP											IP WLS BF H R ER SO BB IBB HBP BLK WP HR S P ERA WHIP										
Chris Peters, L (1,1) ERA: 6.04	5.0 18 2 2 2 1 0 0 0 0 0 1 1 24 37 6.75 0.750	2.2 11 2 2 2 1 0 0 0 0 0 0 0 1 1 ∞ ∞											1.0 S 3 0 0 0 0 1 0 0 0 0 7 11 0.00 0.000										
Rich Loiselle, R (6,1) ERA: 4.91	0.0 1 1 0 0 0 0 0 0 0 0 0 0 1 1 ∞ ∞	1.0 L 4 2 2 2 0 0 0 0 0 0 1 6 13 54.00 9.000																					
Dan Plesac, L (8,1) ERA: 4.19	0.0 1 1 0 0 0 0 0 0 0 0 0 0 1 1 ∞ ∞	1.0 L 4 2 2 2 0 0 0 0 0 0 1 6 13 54.00 9.000																					
Marc Wilkins, R (8,1) ERA: 3.31	0.0 1 1 0 0 0 0 0 0 0 0 0 0 1 1 ∞ ∞	1.0 L 4 2 2 2 0 0 0 0 0 0 1 6 13 54.00 9.000																					

Pittsburgh Pirates @ San Diego Padres  
Jack Murphy Stadium, San Diego, CA  
Mon Sep 09 1996, 10:05 PM EDT  
Att: 15,727 - Unknown - 78 F

AB 31  
R 6  
H 7  
RBI 5  
BB 3  
SO 3  
LOB 5



Batter	1	2	3	4	5	6	7	8	9	AB	R	H	RBI	BB	SO	LOB	TOP			
Mike Kingery, L OBP: 0.296, SLG: 0.327 Jermaine Allensworth, R OBP: 0.262, SLG: 0.331	G6-3	P4		K		G6-3		E		5	0	1	0	0	1	4	Pittsburgh Pirates @ San Diego Padres Jack Murphy Stadium, San Diego, CA Tue Sep 10 1996, 10:05 PM EDT Att: 15,694 - Unknown - 77 F			
Al Martin, L OBP: 0.352, SLG: 0.455	G5-3				G4-3	K		E8		3	1	1	1	2	1	2				
Jeff King, R OBP: 0.340, SLG: 0.498	E	F7			G4-3			L5		3	0	1	0	2	0	5				
Orlando Merced, S OBP: 0.355, SLG: 0.485	G5-3		G6-3		G4-3		F8		K	5	0	0	1	0	1	3				
Mark Johnson, L OBP: 0.366, SLG: 0.491 Carlos Garcia, R OBP: 0.324, SLG: 0.391	E4		K		G4-3		F9		1B	5	0	1	0	0	1	3				
Dale Sveum, S OBP: 0.500, SLG: 0.500 John Wehner, R OBP: 0.275, SLG: 0.341	K							SF8		3	1	2	0	1	1	2				
Jay Bell, R OBP: 0.297, SLG: 0.343		SH5-4		K			F9		SF9	4	0	2	1	0	1	3				
1B Jason Kendall, R OBP: 0.368, SLG: 0.397		SH5-4		G6-3				1B		4	1	2	0	0	0	2				
Jon Lieber, L OBP: 0.242, SLG: 0.233 Nelson Lirio, S OBP: 0.292, SLG: 0.372 Dan Miceli, R OBP: 0.275, SLG: 0.200 Tony Wornack, L OBP: 0.237, SLG: 0.333 Joe Boever, R OBP: 0.277, SLG: 0.354		SH5-4		G3-1		SF8		F7		1	0	0	0	0	0	0				
Inning Stats	R: 1 E: 1 K: 1 S: 15	H: 1 LOB: 2 BB: 1 P: 26	R: 0 E: 0 K: 0 S: 13	H: 2 LOB: 3 BB: 1 P: 22	R: 0 E: 0 K: 2 S: 10	H: 0 LOB: 1 BB: 1 P: 19	R: 0 E: 0 K: 1 S: 6	H: 0 LOB: 0 BB: 0 P: 11	R: 0 E: 0 K: 0 S: 6	H: 3 LOB: 2 BB: 0 P: 15	R: 0 E: 0 K: 0 S: 11	H: 1 LOB: 2 BB: 1 P: 19	R: 2 E: 1 K: 0 S: 10	H: 2 LOB: 1 BB: 0 P: 19	R: 1 E: 0 K: 1 S: 11	H: 2 LOB: 2 BB: 0 P: 15		1B: 10 2B: 2 HR: 0	SF: 2 SAC: 1 DP: 1 HBP: 1	WP: 0 PB: 0 SB: 2 CS: 0
PITCHER	IP	WLS	BF	H	R	ER	SO	BB	IBB	HBP	BLK	WP	HR	S	P	ERA	WHIP			
Scott Sanders, R ERA: 3.21	5.0		25	5	2	2	4	4	0	0	0	0	0	52	93	3.60	1.800			
Dario Veras, R ERA: 4.24	0.2		3	1	0	0	0	0	0	0	0	0	0	5	7	0.00	1.500			
Al Osuna, L ERA: 5.4	1.0		4	0	0	0	1	1	0	0	0	0	0	10	18	0.00	1.000			
Tim Worrell, R ERA: 3.17	0.1		3	1	1	1	0	0	0	1	0	0	0	5	10	27.00	3.000			
Doug Bochtler, R ERA: 3.41	0.1		3	2	1	0	0	0	0	0	0	0	0	8	14	0.00	6.000			
PITCHER	IP	WLS	BF	H	R	ER	SO	BB	IBB	HBP	BLK	WP	HR	S	P	ERA	WHIP			
Sean Bergman, R ERA: 4.35	0.2		1	0	0	0	0	0	0	0	0	0	0	1	1	0.00	0.000			
Trevor Hoffman, R ERA: 2.52	1.0	W	5	2	1	1	1	0	0	0	0	0	0	11	15	9.00	2.000			


AB 35  
R 5  
H 11  
RBI 4  
BB 5  
SO 6  
LOB 25




Batter	1	2	3	4	5	6	7	8	9	AB	R	H	RBI	BB	SO	LOB	BOTTOM					
Tony Gwynn, L OBP: 0.396, SLG: 0.447 Rickey Henderson, R OBP: 0.414, SLG: 0.354	BB	F7			G4-3		G1-3		CS	5	1	2	0	0	0	0	Pittsburgh Pirates @ San Diego Padres Jack Murphy Stadium, San Diego, CA Tue Sep 10 1996, 10:05 PM EDT Att: 15,694 - Unknown - 77 F					
Wally Joyner, L OBP: 0.393, SLG: 0.426 Doug Dascenzo, S OBP: 0.125, SLG: 0.125	BB		G3		P6-3		F8		HR	3	1	0	0	2	0	0						
Steve Finley, L OBP: 0.357, SLG: 0.527	BB		G4-3							5	2	4	3	0	0	0						
Ken Caminiti, S OBP: 0.398, SLG: 0.595	BB				K		G4-3			4	0	2	2	0	1	2						
Greg Vaughn, R OBP: 0.369, SLG: 0.560	G6-3		L7							4	1	1	1	0	0	2						
Craig Shipley, R OBP: 0.337, SLG: 0.402 Jody Reed, R OBP: 0.313, SLG: 0.282	G6-3				G5-4-3		G6-3		L3	0	0	0	0	0	0	0						
John Flaherty, R OBP: 0.321, SLG: 0.451	G6-3				G5-4-3					4	0	2	0	0	0	2						
Chris Gomez, R OBP: 0.339, SLG: 0.318		G5-3					F9		F8	3	0	0	0	1	0	2						
Scott Sanders, R ERA: 3.21 Dario Veras, R ERA: 4.24 Al Osuna, R ERA: 5.4 Tim Worrell, R ERA: 3.17 Doug Bochtler, R ERA: 3.41 Sean Bergman, R ERA: 4.35 Trevor Hoffman, R ERA: 2.52 Scott Livingstone, L ERA: 3.27		G5-3		K			G3-1		P6	2	0	0	0	0	1	1						
Inning Stats	R: 3 E: 0 K: 0 S: 17	H: 3 LOB: 1 BB: 1 P: 29	R: 0 E: 0 K: 0 S: 6	H: 0 LOB: 0 BB: 0 P: 6	R: 0 E: 0 K: 0 S: 10	H: 1 LOB: 1 BB: 0 P: 16	R: 0 E: 0 K: 1 S: 7	H: 1 LOB: 1 BB: 1 P: 13	R: 0 E: 0 K: 0 S: 10	H: 1 LOB: 1 BB: 0 P: 17	R: 1 E: 0 K: 0 S: 11	H: 2 LOB: 1 BB: 0 P: 21	R: 0 E: 0 K: 0 S: 6	H: 1 LOB: 1 BB: 0 P: 11	R: 0 E: 0 K: 0 S: 7	H: 1 LOB: 1 BB: 0 P: 11		R: 2 E: 0 K: 0 S: 15	H: 2 LOB: 1 BB: 1 P: 22	1B: 8 2B: 1 3B: 1 HR: 2	SF: 0 SAC: 0 DP: 1 HBP: 0	WP: 0 PB: 0 SB: 1 CS: 1
PITCHER	IP	WLS	BF	H	R	ER	SO	BB	IBB	HBP	BLK	WP	HR	S	P	ERA	WHIP					
Jon Lieber, R ERA: 4.14	5.0		22	6	3	3	2	2	0	0	0	0	1	11	21	9.00	2.000					
Dan Miceli, R ERA: 5.89	1.0		5	2	1	1	0	0	0	0	0	0	0	6	11	0.00	1.000					
Matt Ruebel, L ERA: 4.89	1.0		4	1	0	0	0	0	0	0	0	0	0	6	11	0.00	1.000					
Joe Boever, R ERA: 9.82	1.2	L	8	3	2	2	0	1	0	0	0	0	1	22	33	10.80	2.400					

AB 36  
R 6  
H 12  
RBI 6  
BB 3  
SO 2  
LOB 11



Batter	1	2	3	4	5	6	7	8	9	AB	R	H	RBI	BB	SO	LOB	TOP										
<b>Jermaine Allensworth, R</b> OBP: 0.303, SLG: 0.342 <b>Tony Womack, L</b> OBP: 0.333, SLG: 0.333 (9, PH)	0-0 CS 1B		0-2 2B 1B		1-2 P6		1-2 1B 1B		4-2 G6-3 BB	4	2	3	0	0	0	0	<b>Pittsburgh Pirates @ San Diego Padres</b> Jack Murphy Stadium, San Diego, CA Wed Sep 11 1996, 10:05 PM EDT Att: 33,771 - Unknown - 74 F  <b>AB 36</b> <b>R 7</b> <b>H 12</b> <b>RBI 7</b> <b>BB 4</b> <b>SO 6</b> <b>LOB 14</b>  										
<b>Al Martin, L</b> OBP: 0.352, SLG: 0.457 (1, 7)	0-2 F8		0-0 1B 2B		1-0 F8		1-1 F 1B SF9 1B		2-2 G6-3	5	2	2	1	0	0	2											
<b>Jeff King, R</b> OBP: 0.343, SLG: 0.498 (1, 4) (7, 3)	4-2 BB		0-1 2H 1B		0-2 G5-3		0-0 SF9 1B 1B		2-3 K	4	1	2	2	1	1	1											
<b>Orlando Merced, S</b> OBP: 0.356, SLG: 0.484 (1, 9)	2-0 F8		3-1 G4-3				1-1 G4-6-3 2B 1B		4-0 IBB	3	1	1	1	1	0	2											
<b>Mark Johnson, L</b> OBP: 0.300, SLG: 0.300 <b>John Wathan, R</b> OBP: 0.300, SLG: 0.300 <b>Nelson Lyons, S</b> OBP: 0.300, SLG: 0.300 <b>David Wainhouse, L</b> OBP: 0.300, SLG: 0.300 <b>Marc Wilkins, R</b> OBP: 0.300, SLG: 0.300 <b>Dan Plesac, L</b> OBP: 0.300, SLG: 0.300 <b>Mike Kingery, R</b> OBP: 0.300, SLG: 0.300 <b>John Griggs, R</b> OBP: 0.300, SLG: 0.300			1-1 G4-3		1-2 G3-1		0-3 K		2-0 L9	3	0	0	0	0	0	1											
<b>Carlos Garcia, R</b> OBP: 0.324, SLG: 0.398 (1, 5) (7, 4)	1-1 G4-3				1-0 HR		1-1 G4-6-3		0-0 G5-4-3	4	1	1	1	0	0	2											
<b>Jay Bell, R</b> OBP: 0.298, SLG: 0.346 (1, 6)	2-2 G5-3				0-0 1B		0-0 2H 2B		3-2 F8	4	0	2	1	0	0	0											
<b>1B Jason Kendall, R</b> OBP: 0.367, SLG: 0.394 (1, 2)			1-0 G6-3		2-3 K		4-0 BB		2-1 G4-3	3	0	0	0	1	1	1											
<b>67 Francisco Cordova, R</b> OBP: 0.100, SLG: 0.100 <b>Matt Ruebel, L</b> OBP: 0.273, SLG: 0.200 <b>Dale Sveum, S</b> OBP: 0.462, SLG: 0.455 (6, 1) (7, 5)			1-3 K		1-3 K		1-3 K		2-2 F9	3	0	0	0	0	3	3											
<b>Inning Stats</b>	R: 0 E: 0 K: 0 S: 9	H: 1 LOB: 1 BB: 1 P: 14	R: 0 E: 0 K: 0 S: 9	H: 0 LOB: 0 BB: 0 P: 13	R: 2 E: 0 K: 1 S: 12	H: 3 LOB: 1 BB: 0 P: 17	R: 1 E: 0 K: 2 S: 12	H: 2 LOB: 1 BB: 0 P: 17	R: 0 E: 0 K: 0 S: 7	H: 0 LOB: 0 BB: 0 P: 9	R: 1 E: 0 K: 2 S: 11	H: 2 LOB: 2 BB: 1 P: 18	R: 3 E: 1 K: 0 S: 9	H: 4 LOB: 0 BB: 0 P: 12	R: 0 E: 0 K: 0 S: 9	H: 0 LOB: 2 BB: 2 P: 23		1B: 9 2B: 2 3B: 0 HR: 1	SF: 1 SAC: 0 DP: 1 HBP: 0	WP: 0 PB: 0 SB: 0 CS: 1	PA: 41						
<b>PITCHER</b>	IP	WLS	BF	H	R	ER	SO	BB	IBB	HBP	BLK	WP	HR	S	P	ERA	WHIP										
<b>Bob Tewksbury, R</b> ERA: 4.34 <b>Willie Blair, R</b> ERA: 4.57 <b>Al Osuna, L</b> ERA: 4.5 <b>Dario Veras, R</b> ERA: 3.86 <b>Doug Bochler, R</b> ERA: 3.39	(1, 1) (7, 1) (7, 1) (7, 1) (9, 1)	6.0 0.0 0.1 1.2 1.0	27 3 1 5 5	8 3 1 0 0	4 3 0 0 0	4 2 0 0 0	5 0 0 0 1	2 0 0 0 1	0 0 0 0 1	0 0 0 0 1	0 0 0 0 0	0 0 0 0 0	0 0 0 0 0	1 6 1 11 9	88 8 2 18 23	6.00 ∞ 0.00 0.00 0.00	1.667 ∞ 0.000 0.600 1.000										

Batter	1	2	3	4	5	6	7	8	9	AB	R	H	RBI	BB	SO	LOB	BOTTOM										
<b>Tony Gwynn, L</b> OBP: 0.396, SLG: 0.445 (1, 9)	2-1 G4-3		0-0 1B BB 1B		0-1 F9		0-2 G6-3		4-0 1B IBB	4	0	1	0	1	0	2	<b>Pittsburgh Pirates @ San Diego Padres</b> Jack Murphy Stadium, San Diego, CA Wed Sep 11 1996, 10:05 PM EDT Att: 33,771 - Unknown - 74 F  <b>AB 38</b> <b>R 8</b> <b>H 15</b> <b>RBI 8</b> <b>BB 4</b> <b>SO 8</b> <b>LOB 18</b>  										
<b>Wally Joyner, L</b> OBP: 0.393, SLG: 0.424 (1, 3)	0-3 K		4-0 1B BB		0-0 G1-3		0-2 F8		2-2 1B	4	0	1	1	1	1	0											
<b>Steve Finley, L</b> OBP: 0.356, SLG: 0.526 (1, 8)	0-3 K		1-3 K		2-0 HR 2B		2-1 F9		1-2 P4	5	1	1	0	0	2	5											
<b>Ken Caminiti, S</b> OBP: 0.401, SLG: 0.609 (1, 5)			4-2 1B BB 1B		0-1 2-3 1B		0-1 2H HR		3-1 G3	4	3	3	3	1	0	0											
<b>Greg Vaughn, R</b> OBP: 0.371, SLG: 0.560 (1, 7)			2-1 1B 1B		1-3 K		0-3 K		2-1 S 1B	5	2	3	0	0	2	3											
<b>John Flaherty, R</b> OBP: 0.322, SLG: 0.450 (1, 2)			1-0 FC5-4 1B		0-3 K		0-1 1B SF8 1B		2-2 G5-3	5	1	2	1	0	2	5											
<b>Chris Gomez, R</b> OBP: 0.342, SLG: 0.322 (1, 6)			1-0 FC5-4 1B		2-2 F8		3-2 SF8 BB 1B		3-1 1B	5	0	3	2	0	1	0											
<b>Jody Reed, R</b> OBP: 0.313, SLG: 0.280 <b>Archi Cianfrocco, R</b> OBP: 0.316, SLG: 0.415 <b>Luis Lopez, S</b> OBP: 0.236, SLG: 0.248 (8, PH) (9, 4)			2-0 FC5-4 1B		1-1 F9		4-2 G6-3 BB		2-2 G6-3	2	0	0	0	1	0	2											
<b>Bob Tewksbury, R</b> ERA: 4.09 <b>Scott Lirio, R</b> ERA: 4.09 <b>Kevin Ziegler, R</b> ERA: 4.09 <b>Willie Blair, R</b> ERA: 4.57 <b>Al Osuna, L</b> ERA: 4.5 <b>Dario Veras, R</b> ERA: 3.86 <b>Chris Gomez, R</b> ERA: 3.31 <b>Dan Plesac, L</b> ERA: 4.16	(1, 4) (8, PH) (9, 4)	5.0 1.2 1.0 0.0 0.1	26 5 2 1 0	5 1 1 0 0	5 1 1 0 0	5 1 1 0 0	6 0 0 0 0	0 0 0 0 0	0 0 0 0 0	0 0 0 0 0	0 0 0 0 0	0 0 0 0 0	0 0 0 0 0	0 0 0 0 0	0 0 0 0 0	1											
<b>Inning Stats</b>	R: 0 E: 0 K: 2 S: 8	H: 0 LOB: 0 BB: 0 P: 10	R: 2 E: 0 K: 0 S: 9	H: 3 LOB: 1 BB: 1 P: 19	R: 0 E: 0 K: 3 S: 12	H: 2 LOB: 3 BB: 1 P: 18	R: 0 E: 0 K: 0 S: 6	H: 0 LOB: 0 BB: 0 P: 10	R: 2 E: 0 K: 1 S: 10	H: 2 LOB: 0 BB: 0 P: 12	R: 1 E: 0 K: 0 S: 16	H: 2 LOB: 1 BB: 1 P: 26	R: 1 E: 0 K: 1 S: 10	H: 2 LOB: 1 BB: 0 P: 16	R: 1 E: 0 K: 1 S: 20	H: 2 LOB: 3 BB: 1 P: 32		R: 1 E: 0 K: 0 S: 9	H: 2 LOB: 1 BB: 0 P: 19	1B: 11 2B: 2 3B: 0 HR: 2	SF: 1 SAC: 0 DP: 2 HBP: 0	WP: 0 PB: 0 SB: 1 CS: 0	PA: 43				
<b>PITCHER</b>	IP	WLS	BF	H	R	ER	SO	BB	IBB	HBP	BLK	WP	HR	S	P	ERA	WHIP										
<b>67 Francisco Cordova, R</b> ERA: 4.91 <b>Matt Ruebel, L</b> ERA: 4.91 <b>David Wainhouse, R</b> ERA: 4.57 <b>Marc Wilkins, R</b> ERA: 3.31 <b>Dan Plesac, L</b> ERA: 4.16	(1, 1) (6, 1) (7, 1) (8, 1) (8, 1)	5.0 1.2 1.0 0.0 0.1	26 5 2 1 0	5 1 1 0 0	5 1 1 0 0	5 1 1 0 0	6 0 0 0 0	0 0 0 0 0	0 0 0 0 0	0 0 0 0 0	0 0 0 0 0	0 0 0 0 0	0 0 0 0 0	0 0 0 0 0	14 12 22 4 13	9.00 5.40 9.00 ∞ 0.00	2.400 0.600 2.000 ∞ 3.000										

Batter	1	2	3	4	5	6	7	8	9	AB	R	H	RBI	BB	SO	LOB	TOP										
Thomas Howard, S OBP: 0.308, SLG: 0.435	F7		B1-3		G4-3		F9			4	0	0	0	0	0	2	<b>Cincinnati Reds @ San Diego Padres</b> Jack Murphy Stadium, San Diego, CA Fri Sep 13, 1996, 10:05 PM EDT Att: 26,524 - Unknown - 68 F										
Willie Greene, L OBP: 0.333, SLG: 0.452 Curtis Goodwin, L OBP: 0.307, SLG: 0.272	G4-3		G4-3			F8		B1-3		4	0	0	0	0	0	0											
Barry Larkin, R OBP: 0.410, SLG: 0.549	BB			G6-3		L8		G4-3		3	0	0	0	1	0	0											
Eric Davis, R OBP: 0.397, SLG: 0.539	K			2B	1B	G6-3		K		4	1	1	0	0	2	1											
Hal Morris, L OBP: 0.369, SLG: 0.482		HR		1-H	2B		F9 WP	1B	1B	4	2	3	2	0	0	0											
Bret Boone, R OBP: 0.285, SLG: 0.373	F8			K		P4		FC1-6	1B	4	0	1	0	0	1	2											
Jeff Branson, L OBP: 0.309, SLG: 0.404	L7			G4-3		1B	IBB	FC1-6	1B	3	0	0	0	1	0	2											
Joe Oliver, R OBP: 0.322, SLG: 0.413	G5-3				G6-3		F9	K		4	0	0	0	0	1	3											
Mike Morgan, R OBP: 0.057, SLG: 0.057 Lenny Harris, L OBP: 0.328, SLG: 0.412 Jeff Shaw, R OBP: 0.328, SLG: 0.412 Jeff Brantley, R OBP: 0.328, SLG: 0.412	G4-3		G4-3		G6-3		1B			2	0	0	0	0	0	0											
										1	0	1	1	0	0	0											
										0	0	0	0	0	0	0											
										0	0	0	0	0	0	0											
										0	0	0	0	0	0	0											
<b>Inning Stats</b>	R: 0 E: 0 K: 1 S: 9	H: 0 LOB: 1 BB: 1 P: 16	R: 1 E: 0 K: 0 S: 5	H: 1 LOB: 0 BB: 0 P: 10	R: 0 E: 0 K: 0 S: 4	H: 0 LOB: 0 BB: 0 P: 7	R: 1 E: 0 K: 1 S: 11	H: 2 LOB: 1 BB: 0 P: 14	R: 0 E: 0 K: 0 S: 7	H: 0 LOB: 0 BB: 0 P: 10	R: 0 E: 0 K: 0 S: 8	H: 0 LOB: 0 BB: 0 P: 11	R: 1 E: 0 K: 0 S: 10	H: 2 LOB: 2 BB: 1 P: 18	R: 0 E: 0 K: 1 S: 7	H: 0 LOB: 0 BB: 0 P: 13	R: 0 E: 0 K: 1 S: 11	H: 1 LOB: 1 BB: 0 P: 11	1B: 4 2B: 1 3B: 0 HR: 1	SF: 0 SAC: 0 DP: 0 HBP: 0	WP: 1 PB: 0 SB: 0 CS: 0	PA: 35					
<b>PITCHER</b>	IP	WLS	BF	H	R	ER	SO	BB	IBB	HBP	BLK	WP	HR	S	P	ERA	WHIP										
Andy Ashby, R ERA: 3.14	6.0	L	22	3	2	2	2	1	0	0	0	0	1	44	68	3.00	0.667										
Mike Oquist, R ERA: 1.93	0.2		4	1	1	1	0	0	1	0	0	1	0	7	13	13.50	1.500										
Al Osuna, L ERA: 3.38	0.2		3	1	0	0	0	0	0	0	0	0	0	5	8	0.00	1.500										
Willie Blair, R ERA: 4.93	0.2		2	0	0	0	1	0	0	0	0	0	0	5	10	0.00	0.000										
Sean Bergman, R ERA: 4.31	1.0		4	1	0	0	1	0	0	0	0	0	0	11	11	0.00	1.000										

AB	33
R	3
H	6
RBI	3
BB	2
SO	4
LOB	10



Batter	1	2	3	4	5	6	7	8	9	AB	R	H	RBI	BB	SO	LOB	BOTTOM										
Tony Gwynn, L OBP: 0.394, SLG: 0.443	G4-6-3			G6-3		G4-3			F8	4	0	1	0	0	0	0	<b>Cincinnati Reds @ San Diego Padres</b> Jack Murphy Stadium, San Diego, CA Fri Sep 13, 1996, 10:05 PM EDT Att: 26,524 - Unknown - 68 F										
Wally Joyner, L OBP: 0.391, SLG: 0.425	G4-6-3			G4-3		1B	2B		K	4	1	1	0	0	1	1											
Steve Finley, L OBP: 0.355, SLG: 0.524	K			L9		1B	1B		F8	4	0	1	1	0	1	0											
Ken Caminiti, S OBP: 0.403, SLG: 0.611	G4-3			2B		1B	G5-4-3			3	0	2	0	0	0	0											
Greg Vaughn, R OBP: 0.371, SLG: 0.559	G6-4-3			G6-3		P2				3	0	1	0	0	0	3											
John Flaherty, R OBP: 0.320, SLG: 0.447	G6-4-3			G6-3		G5-4-3				3	0	0	0	0	0	4											
Chris Gomez, R OBP: 0.340, SLG: 0.319			K		G6-3				K	3	0	0	0	0	2	1											
Jody Reed, R OBP: 0.312, SLG: 0.279 Scott Livingstone, L OBP: 0.326, SLG: 0.362 Luis Lopez, S OBP: 0.236, SLG: 0.248	G5-3					K			K	2	0	0	0	0	1	0											
										1	0	0	0	0	0	0											
										0	0	0	0	0	0	0											
										0	0	0	0	0	0	0											
										0	0	0	0	0	0	0											
										0	0	0	0	0	0	0											
										0	0	0	0	0	0	0											
										0	0	0	0	0	0	0											
<b>Inning Stats</b>	R: 0 E: 0 K: 1 S: 10	H: 1 LOB: 0 BB: 0 P: 17	R: 0 E: 0 K: 0 S: 6	H: 1 LOB: 0 BB: 0 P: 9	R: 0 E: 0 K: 1 S: 5	H: 0 LOB: 0 BB: 0 P: 6	R: 0 E: 0 K: 0 S: 4	H: 0 LOB: 0 BB: 0 P: 7	R: 0 E: 0 K: 0 S: 8	H: 1 LOB: 1 BB: 0 P: 12	R: 0 E: 0 K: 1 S: 6	H: 0 LOB: 0 BB: 0 P: 6	R: 1 E: 0 K: 0 S: 9	H: 3 LOB: 1 BB: 0 P: 13	R: 0 E: 0 K: 3 S: 11	H: 0 LOB: 0 BB: 0 P: 14	R: 0 E: 0 K: 1 S: 9	H: 0 LOB: 0 BB: 0 P: 10	1B: 4 2B: 2 3B: 0 HR: 0	SF: 0 SAC: 0 DP: 3 HBP: 0	WP: 0 PB: 0 SB: 0 CS: 0	PA: 30					
<b>PITCHER</b>	IP	WLS	BF	H	R	ER	SO	BB	IBB	HBP	BLK	WP	HR	S	P	ERA	WHIP										
Mike Morgan, R ERA: 4.8	6.0	W	19	3	0	0	3	0	0	0	0	0	0	20	27	4.50	1.500										
Jeff Shaw, R ERA: 2.67	2.0		8	3	1	1	3	0	0	0	0	0	0	20	27	4.50	1.500										
Jeff Brantley, R ERA: 2.67	1.0	S	3	0	0	0	1	0	0	0	0	0	0	9	10	0.00	0.000										

AB	30
R	1
H	6
RBI	1
BB	0
SO	7
LOB	9



Batter	1	2	3	4	5	6	7	8	9	10	11	12	AB	R	H	RBI	BB	SO	LOB	TOP								
Eric Owens, R Mike Remlinger, L Jan Shaw, R Scott Service, R Willie Greene, L Hector Carrasco, R Lee Smith, R	F9		G5-3		1B		G3			K			4	0	1	0	0	0	0									
Hal Morris, L OBP: 0.367, SLG: 0.479	CS, BB 1B		K		G4-3			F8			G4-3		5	0	1	0	0	1	1									
Bary Larkin, R OBP: 0.411, SLG: 0.549 Jeff Branson, L OBP: 0.309, SLG: 0.402	BB 1B			P2				G6-3			K		0	0	0	0	1	0	0									
Eric Davis, R OBP: 0.400, SLG: 0.537	K			CS 1B				1B					4	0	1	0	0	1	0									
Bret Boone, R OBP: 0.284, SLG: 0.370		K		F7				CS 1-2		P5			3	0	1	0	2	2	3									
Joe Oliver, R OBP: 0.320, SLG: 0.409							F9	P3		K			5	0	1	0	0	2	2									
Eduardo Perez, R Lenny Harris, L	F7									G4-3			1	1	0	0	1	0	1									
Chad Mottola, R Thomas Howard, S	L5												3	1	1	2	0	1	1									
Dave Burba, R Curtis Goodwin, L			G5-3										2	0	0	0	0	0	0									
Inning Stats	R: 0 E: 0 K: 13	H: 1 LOB: 2 BB: 1 P: 23	R: 0 E: 0 K: 13	H: 1 LOB: 1 BB: 0 P: 23	R: 0 E: 0 K: 1 S: 9	H: 0 LOB: 0 BB: 0 P: 13	R: 0 E: 0 K: 0 S: 6	H: 1 LOB: 0 BB: 0 P: 10	R: 2 E: 0 K: 0 S: 14	H: 2 LOB: 1 BB: 1 P: 24	R: 0 E: 0 K: 1 S: 10	H: 1 LOB: 2 BB: 1 P: 19	R: 0 E: 0 K: 1 S: 9	H: 0 LOB: 0 BB: 0 P: 11	R: 0 E: 0 K: 10	H: 0 LOB: 0 BB: 1 P: 20	R: 0 E: 0 K: 7	H: 0 LOB: 0 BB: 0 P: 10	R: 0 E: 0 K: 2 S: 10	H: 0 LOB: 0 BB: 0 P: 15	R: 0 E: 0 K: 2 S: 8	H: 0 LOB: 1 BB: 1 P: 16	R: 0 E: 0 K: 2 S: 8	H: 0 LOB: 0 BB: 0 P: 14	1B: 5 2B: 1 3B: 0 HR: 1	SF: 0 SAC: 0 DP: 1 HBP: 0	WP: 0 PB: 0 SB: 0 CS: 3	PA: 45
PITCHER	IP	WLS	BF	H	R	ER	SO	BB	IBB	HBP	BLK	WP	HR	S	P	ERA	WHIP											
Fernando Valenzuela, L Tim Worrell, R Doug Soother, R Trevor Hoffman, R Dario Veras, R	6.0	5.0	21	6	2	2	3	2	0	0	0	0	0	18	28	0.00	0.500											
	2.0	2.0	7	0	0	0	2	1	0	0	0	0	0	17	30	0.00	0.500											
	2.0	7	0	0	0	4	1	0	0	0	0	0	0	18	31	0.00	0.500											
	1.0	W	3	0	0	0	2	0	0	0	0	0	0	8	14	0.00	0.000											

Cincinnati Reds @ San Diego Padres  
Jack Murphy Stadium, San Diego, CA  
Sat Sep 14 1996, 6:33 AM EDT  
Alt. 25,231 - Cloudy - 73 F

AB 39  
R 2  
H 6  
RBI 2  
BB 5  
SO 12  
LOB 12



Batter	1	2	3	4	5	6	7	8	9	10	11	12	AB	R	H	RBI	BB	SO	LOB	BOTTOM							
Tony Gwynn, L Chris Gomez, R Steve Finley, L Ken Caminiti, S Greg Vaughn, R Wally Joyner, L Archi Cianfrocco, R Doug Dasenczo, S Jody Reed, R John Flaherty, R Fernando Valenzuela, L Tim Worrell, R Rickey Henderson, R Doug Soother, R Chris Gwynn, L Trevor Hoffman, R Scott Lirio, R Dario Veras, R	BB 1B						F8			F7			4	0	1	0	2	1	2								
Chris Gomez, R OBP: 0.340, SLG: 0.327	B1						F9				G1-3		6	1	2	1	0	1	7								
Steve Finley, L OBP: 0.355, SLG: 0.522	P5												6	0	2	0	0	0	1								
Ken Caminiti, S OBP: 0.402, SLG: 0.606	BB												4	0	0	0	2	2	1								
Greg Vaughn, R OBP: 0.369, SLG: 0.553	P3												5	1	0	0	1	1	6								
Wally Joyner, L OBP: 0.381, SLG: 0.420													4	1	0	0	2	0	4								
Archi Cianfrocco, R Doug Dasenczo, S Jody Reed, R													5	0	2	0	0	1	0								
John Flaherty, R OBP: 0.319, SLG: 0.445	G6-3												4	0	1	1	0	0	1								
Fernando Valenzuela, L Tim Worrell, R Rickey Henderson, R Doug Soother, R Chris Gwynn, L Trevor Hoffman, R Scott Lirio, R Dario Veras, R	F8												1	0	0	0	0	0	1								
Inning Stats	R: 0 E: 0 K: 7 S: 7	H: 1 LOB: 2 BB: 1 P: 11	R: 1 E: 0 K: 1 S: 16	H: 1 LOB: 1 BB: 1 P: 26	R: 1 E: 0 K: 1 S: 12	H: 1 LOB: 0 BB: 0 P: 22	R: 0 E: 0 K: 0 S: 9	H: 2 LOB: 3 BB: 1 P: 18	R: 0 E: 0 K: 0 S: 8	H: 0 LOB: 0 BB: 0 P: 8	R: 0 E: 0 K: 0 S: 5	H: 0 LOB: 0 BB: 0 P: 14	R: 0 E: 0 K: 0 S: 7	H: 1 LOB: 1 BB: 0 P: 12	R: 0 E: 0 K: 0 S: 4	H: 0 LOB: 0 BB: 0 P: 5	R: 0 E: 0 K: 1 S: 17	H: 2 LOB: 3 BB: 1 P: 32	R: 0 E: 0 K: 1 S: 7	H: 0 LOB: 2 BB: 1 P: 14	R: 1 E: 0 K: 13 S: 13	H: 1 LOB: 2 BB: 2 P: 27	1B: 7 2B: 1 3B: 0 HR: 1	SF: 0 SAC: 2 DP: 0 HBP: 0	WP: 1 PB: 0 SB: 1 CS: 1	PA: 52	
PITCHER	IP	WLS	BF	H	R	ER	SO	BB	IBB	HBP	BLK	WP	HR	S	P	ERA	WHIP										
Dave Burba, R Mike Remlinger, L Jeff Shaw, R Scott Service, R Hector Carrasco, R	6.0	4	26	5	2	2	3	2	1	0	0	0	0	7	15	0.00	2.000										
	1.0	3	0	0	0	0	0	0	0	0	0	0	0	6	11	0.00	0.000										
	1.0	3	0	0	0	0	0	0	0	0	0	0	0	4	5	0.00	0.000										
	2.0	11	2	0	0	2	0	2	0	0	0	1	0	24	46	0.00	1.000										

Cincinnati Reds @ San Diego Padres  
Jack Murphy Stadium, San Diego, CA  
Sat Sep 14 1996, 6:33 AM EDT  
Alt. 25,231 - Cloudy - 73 F

AB 42  
R 3  
H 9  
RBI 3  
BB 8  
SO 6  
LOB 25



Batter	1	2	3	4	5	6	7	8	9	AB	R	H	RBI	BB	SO	LOB	TOP				
Curtis Goodwin, L (1, 8) OBP: 0.290, SLG: 0.255	2-1 G6-3	1-2 G4-3		1-3 K			0-0 L7			4	0	0	0	0	1	2	<b>Cincinnati Reds @ San Diego Padres</b> Jack Murphy Stadium, San Diego, CA Sun Sep 15 1996, 6:33 AM EDT Att: 29,005 - Sunny - 74 F				
Lenny Harris, L (1, 5) OBP: 0.324, SLG: 0.405	3-1 1B		0-0 G3-1		0-1 G3-1		2-2 F8			4	0	1	0	0	0	0					
Hal Morris, L (1, 3) OBP: 0.366, SLG: 0.477 Johnny Ruffin, R (7, 1) OBP: 0.500, SLG: 0.500 Giovanni Carrara, R (8, 1)	2-2 E4		2-3 K		0-0 1B		1-0 F9			4	0	1	0	0	1	1					
Eddie Taubensee, L (1, 2) OBP: 0.341, SLG: 0.477 Brook Fordyce, R (8, 2)	1-1 1B		3-2 1B		2-2 1B		2-1 P3			4	0	3	0	0	0	0					
Willie Greene, L (1, 7) OBP: 0.331, SLG: 0.447	1-2 P3		1-2 1B		2-2 F8		3-2 G4-3			4	0	1	0	0	0	5					
Bret Boone, R (1, 4) OBP: 0.282, SLG: 0.367 Keith Mitchell, R (8, 7) OBP: 0.500, SLG: 1.250	0-1 F8		0-1 G5-3		1-0 G4-3		1-2 G4-3			4	0	0	0	0	0	7					
Chad Mottola, R (1, 9) OBP: 0.275, SLG: 0.415		1-1 F8		3-2 F9		4-2 L1-3 BB		0-0 G6-3		3	0	0	0	1	0	0					
Jeff Branson, L (1, 6) OBP: 0.308, SLG: 0.407		0-2 F7		2-2 3B		1-1 L1-3		1-3 K		4	0	1	0	0	1	1					
Kevin Jarvis, L (1, 1) OBP: 0.176, SLG: 0.206 Pedro Martinez, L (4, 1) OBP: 0.293, SLG: 0.143 Scott Sullivan, R (5, 1) OBP: 0.293, SLG: 0.143 Mike Remlinger, L (5, 1) OBP: 0.293, SLG: 0.143 Eric Owens, R (6, PH) OBP: 0.293, SLG: 0.143 Mark Portugal, R (6, 1) OBP: 0.293, SLG: 0.143 Eduardo Perez, R (7, 3) OBP: 0.293, SLG: 0.143		1-0 1B		1-0 P5		0-0 F8		1-2 G4-3		2	0	1	0	0	0	1					
Inning Stats	R: 0 E: 1 K: 0 S: 14	H: 2 LOB: 3 BB: 0 P: 23	R: 0 E: 0 K: 0 S: 9	H: 1 LOB: 1 BB: 0 P: 12	R: 0 E: 0 K: 1 S: 14	H: 2 LOB: 2 BB: 0 P: 20	R: 0 E: 0 K: 1 S: 12	H: 1 LOB: 1 BB: 0 P: 19	R: 0 E: 0 K: 0 S: 10	H: 0 LOB: 0 BB: 1 P: 15	R: 0 E: 0 K: 0 S: 5	H: 0 LOB: 0 BB: 0 P: 10	R: 0 E: 0 K: 0 S: 8	H: 0 LOB: 0 BB: 0 P: 8	R: 0 E: 0 K: 0 S: 8	H: 0 LOB: 0 BB: 0 P: 14		R: 0 E: 0 K: 1 S: 7	H: 0 LOB: 0 BB: 0 P: 9	1B: 7 2B: 1 3B: 1 HR: 0	SF: 0 SAC: 0 DP: 1 HBP: 0
PITCHER	IP	WLS	BF	H	R	ER	SO	BB	IBB	HBP	BLK	WP	HR	S	P	ERA	WHIP				
Joey Hamilton, R (1, 1) ERA: 4.16	6.0	W	27	8	0	0	2	1	0	0	0	0	0	64	99	0.00	1.500				
Willie Blair, R (7, 1) ERA: 4.75	3.0	S	9	0	0	0	1	0	0	0	0	0	0	20	31	0.00	0.000				

Batter	1	2	3	4	5	6	7	8	9	AB	R	H	RBI	BB	SO	LOB	BOTTOM				
Rickey Henderson, R (1, 7) OBP: 0.414, SLG: 0.351	1-1 G5-3	2-2 G6-3		4-2 1B BB	4-1 E 1B BB		1-1 L5			3	1	0	0	2	0	1	<b>Cincinnati Reds @ San Diego Padres</b> Jack Murphy Stadium, San Diego, CA Sun Sep 15 1996, 6:33 AM EDT Att: 29,005 - Sunny - 74 F				
Tony Gwynn, L (1, 9) OBP: 0.403, SLG: 0.447 Doug Dasenczo, S (7, FR) OBP: 0.125, SLG: 0.125	0-0 1B G3		2-2 BB 1B	0-0 1B BB	2-2 E7		4-0 G4-6-3 BB			4	1	4	2	1	0	0					
Steve Finley, L (1, 8) OBP: 0.354, SLG: 0.519	3-2 G3		1-0 1B	3-3 K	2-0 F8		2-1 G4-6-3			5	0	1	0	0	1	7					
Ken Caminiti, S (1, 5) OBP: 0.404, SLG: 0.606 Jim Tatum, R (9, 5) OBP: 0.100, SLG: 0.100	0-0 2B 1B		2-3 K	1-1 S 1B	1-2 L7		1-2 3B 1B		1-1 P6	5	2	3	2	0	1	2					
Wally Joyner, L (1, 3) OBP: 0.392, SLG: 0.422 Scott Livingstone, L (8, PH) OBP: 0.359, SLG: 0.364	0-1 1B		4-1 K	1-1 L7	2-1 F7		0-0 HBP BB 1B		0-0 P6	3	0	1	2	1	0	3					
Archi Cianfrocco, R (1, 4) OBP: 0.313, SLG: 0.414 Jody Reed, R (6, 4) OBP: 0.310, SLG: 0.282	2-2 F8		1-3 K	2-2 G4	1-1 G4		4-2 HBP BB 1B		4-2 P6	3	0	0	0	0	1	4					
Brian Johnson, R (1, 2) OBP: 0.309, SLG: 0.476		0-0 SH1-4 1B	1-0 F8	2-2 SH1-4 BB 1B	3-2 L7		3-2 HBP BB		3-2 P6	4	1	2	0	0	0	5					
Chris Gomez, R (1, 6) OBP: 0.341, SLG: 0.332 Luis Lopez, S (8, PH) OBP: 0.235, SLG: 0.246		2-3 K		0-0 G5-3	4-1 SH1-4 BB 1B		3-2 HBP BB 3B		3-2 G6-4-3	3	1	1	2	1	1	1					
Joey Hamilton, R (1, 1) OBP: 0.194, SLG: 0.246 Chris Gwynn, L (6, PH) OBP: 0.286, SLG: 0.250 Willie Blair, R (7, 1)		0-0 SH1-4		0-2 1B BB 1B	0-0 SH1-4 BB		1-1 G4-3		1-2 G6-4-3	1	1	1	0	0	0	0					
Inning Stats	R: 2 E: 0 K: 0 S: 12	H: 3 LOB: 1 BB: 0 P: 18	R: 0 E: 0 K: 1 S: 9	H: 1 LOB: 1 BB: 0 P: 13	R: 0 E: 0 K: 2 S: 16	H: 2 LOB: 3 BB: 1 P: 27	R: 2 E: 0 K: 1 S: 16	H: 3 LOB: 2 BB: 1 P: 25	R: 2 E: 1 K: 0 S: 14	H: 2 LOB: 2 BB: 2 P: 30	R: 2 E: 0 K: 0 S: 17	H: 3 LOB: 1 BB: 0 P: 28	R: 0 E: 0 K: 0 S: 4	H: 0 LOB: 1 BB: 1 P: 11	R: 0 E: 0 K: 0 S: 13	H: 1 LOB: 2 BB: 1 P: 24		1B: 13 2B: 1 3B: 1 HR: 0	SF: 0 SAC: 2 DP: 2 HBP: 1	WP: 0 PA: 44 ERA: 0.00 WHIP: 1.000	
PITCHER	IP	WLS	BF	H	R	ER	SO	BB	IBB	HBP	BLK	WP	HR	S	P	ERA	WHIP				
Kevin Jarvis, R (1, 1) ERA: 8.19	3.1	L	19	7	4	4	3	2	0	0	0	0	0	8	70	10.80	2.700				
Pedro Martinez, L (4, 1)	0.2		4	2	0	0	1	0	0	0	0	0	0	8	13	0.00	3.000				
Scott Sullivan, R (5, 1) ERA: 3.18	0.2		5	1	2	2	0	2	0	0	0	0	0	10	22	27.00	4.500				
Mike Remlinger, L (5, 1) ERA: 5.83	0.1		2	1	0	0	0	0	0	0	0	0	0	4	8	0.00	3.000				
Mark Portugal, R (6, 1) ERA: 3.91	1.0		6	3	2	2	0	0	0	0	0	0	0	17	28	18.00	3.000				
PITCHER	IP	WLS	BF	H	R	ER	SO	BB	IBB	HBP	BLK	WP	HR	S	P	ERA	WHIP				
Johnny Ruffin, R (7, 1) ERA: 5.49	1.0		3	0	0	0	0	1	0	0	0	0	0	13	24	0.00	1.000				
Giovanni Carrara, R (8, 1) ERA: 8.05	1.0		5	1	0	0	0	1	0	1	0	0	0	13	24	0.00	2.000				

Batter	1	2	3	4	5	6	7	8	9	10	11	AB	R	H	RBI	BB	SO	LOB						
Tony Gwynn, L OBP: 0.400, SLG: 0.446 (1, 9)	G6-3	F9			G4-3		G1-3			2B		5	0	1	0	0	0	3						
Wally Joyner, L OBP: 0.390, SLG: 0.422 (1, 3)	1B 2B		P5		P8			K		P6		5	0	1	0	0	1	2						
Steve Finley, L OBP: 0.356, SLG: 0.524 (1, 8)	2B 1B		P6			PB BB		G3			HR	4	1	2	1	1	0	0						
Ken Caminiti, S OBP: 0.400, SLG: 0.600 (1, 5)	K		G3			P7		G4-3				5	0	0	0	0	2	3						
Greg Vaughn, R OBP: 0.368, SLG: 0.552 Trevor Hoffman, R (8, 1)	P7				2B 2B			F7		P3		4	1	1	0	0	0	3						
John Flaherty, R OBP: 0.316, SLG: 0.444 (1, 2)			K		G4-3 L9-2 2B			P6		G4-3		5	0	1	1	0	1	1						
Chris Gomez, R OBP: 0.340, SLG: 0.329 (1, 6)			SH1-4 BB		G4-3			L8		F9		3	0	0	0	1	0	1						
Jody Reed, R OBP: 0.319, SLG: 0.285 Doug DiSencenzo, S OBP: 0.125, SLG: 0.125 Luis Lopez, S OBP: 0.235, SLG: 0.246 (1, 4)					L9-2						CS BB	3	0	2	0	1	0	1						
Scott Sanders, R OBP: 0.258, SLG: 0.303 Al Osuna, R OBP: 0.200, SLG: 0.158 Rickey Henderson, R OBP: 0.413, SLG: 0.350 (8, 1)			SH1-4 1B					1B				0	0	0	0	0	0	0						
Tim Worrell, R OBP: 0.200, SLG: 0.158 Rickey Henderson, R OBP: 0.413, SLG: 0.350 (8, 1)					G3-1			K				2	0	0	0	0	1	1						
<b>Inning Stats</b>	R: 0 E: 0 K: 1 S: 14	H: 2 LOB: 2 BB: 0 P: 22	R: 1 E: 0 K: 1 S: 9	H: 1 LOB: 1 BB: 1 P: 15	R: 0 E: 0 K: 1 S: 7	H: 0 LOB: 0 BB: 0 P: 12	R: 1 E: 0 K: 0 S: 9	H: 2 LOB: 0 BB: 0 P: 11	R: 0 E: 0 K: 0 S: 4	H: 0 LOB: 1 BB: 1 P: 18	R: 0 E: 0 K: 1 S: 11	H: 1 LOB: 1 BB: 0 P: 17	R: 0 E: 0 K: 1 S: 7	H: 0 LOB: 0 BB: 0 P: 10	R: 0 E: 0 K: 0 S: 4	H: 0 LOB: 0 BB: 0 P: 5	R: 0 E: 0 K: 1 S: 8	H: 1 LOB: 2 BB: 1 P: 17	R: 1 E: 0 K: 2 S: 11	H: 1 LOB: 0 BB: 0 P: 14	1B: 3 2B: 6 3B: 0 HR: 1	SF: 0 SAC: 1 DP: 2 HBP: 0	WP: 0 PB: 1 SB: 0 CS: 1	PA: 42
<b>PITCHER</b>	IP ERA WLS BF H R ER SO BB IBB HBP BLK WP HR S P ERA WHIP	9.0 4.56 2.0 8 6 1 1 3 2 0 0 0 0 1 19 75 31 4.50 1.00 0.889	<b>PITCHER</b>																					

**San Diego Padres @ San Francisco Giants**  
3Com Park at Candlestick Point, San Francisco, CA

Mon Sep 16 1996, 10:05 PM EDT  
Att: 8,853 - Unknown - 62 F

AB 38  
R 2  
H 8  
RBI 2  
BB 3  
SO 7  
LOB 16




Batter	1	2	3	4	5	6	7	8	9	10	11	AB	R	H	RBI	BB	SO	LOB		
Marvin Benard, L OBP: 0.327, SLG: 0.329 Dax Jones, R OBP: 0.233, SLG: 0.259 (8, PH)	K		G4-3			1B		K				3	0	1	0	0	1	0		
Bill Mueller, S OBP: 0.402, SLG: 0.405 (1, 5)	F8				G3			G3				5	0	2	0	0	0	1		
Glenallen Hill, R OBP: 0.338, SLG: 0.479 (1, 9)	K				K			FC3-6 1B				5	0	1	0	0	3	2		
Barry Bonds, L OBP: 0.454, SLG: 0.615 (1, 7)								FC3-6 CS 1-2				3	1	2	1	2	0	1		
Rick Wilkins, L OBP: 0.345, SLG: 0.381 (1, 2)					CS 1B			G6-3				4	0	0	0	1	1	3		
Rich Aurilia, R OBP: 0.293, SLG: 0.296 (1, 6)					CS			G5-3				4	0	0	0	1	1	3		
Desi Wilson, L OBP: 0.300, SLG: 0.298 (1, 3)								G5-3				5	0	0	0	0	2	5		
Steve Scarsone, R OBP: 0.287, SLG: 0.326 (1, 4)								G5-3				4	0	1	0	0	1	0		
Oswaldo Fernandez, R OBP: 0.088, SLG: 0.088 Rod Beck, R OBP: 0.333, SLG: 0.333 (10, 1)					F8			G5-3				2	0	0	0	0	2	0		
Oswaldo Fernandez, R OBP: 0.088, SLG: 0.088 Rod Beck, R OBP: 0.333, SLG: 0.333 (10, 1)								K				1	0	0	0	0	1	0		
<b>Inning Stats</b>	R: 0 E: 0 K: 2 S: 9	H: 0 LOB: 0 BB: 0 P: 16	R: 1 E: 0 K: 0 S: 7	H: 1 LOB: 0 BB: 0 P: 13	R: 0 E: 0 K: 1 S: 7	H: 0 LOB: 0 BB: 0 P: 11	R: 0 E: 0 K: 1 S: 11	H: 1 LOB: 1 BB: 0 P: 16	R: 0 E: 0 K: 1 S: 7	H: 1 LOB: 1 BB: 0 P: 11	R: 0 E: 0 K: 1 S: 9	H: 2 LOB: 2 BB: 1 P: 12	R: 0 E: 0 K: 3 S: 11	H: 1 LOB: 0 BB: 0 P: 13	R: 0 E: 1 K: 2 S: 15	H: 1 LOB: 3 BB: 2 P: 27	1B: 6 2B: 1 3B: 0 HR: 1	SF: 0 SAC: 1 DP: 0 HBP: 0	WP: 0 PB: 0 SB: 0 CS: 2	PA: 43
<b>PITCHER</b>	IP ERA WLS BF H R ER SO BB IBB HBP BLK WP HR S P ERA WHIP	7.2 3.1 0.1 27 6 0 0 6 0 0 0 0 0 0 3 58 94 1.17 0.783	<b>PITCHER</b>																	

**San Diego Padres @ San Francisco Giants**  
3Com Park at Candlestick Point, San Francisco, CA

Mon Sep 16 1996, 10:05 PM EDT  
Att: 8,853 - Unknown - 62 F

AB 38  
R 1  
H 8  
RBI 1  
BB 3  
SO 14  
LOB 14





Batter	1	2	3	4	5	6	7	8	9	AB	R	H	RBI	BB	SO	LOB	TOP				
<b>Tony Gwynn, L</b> OBP: 0.398, SLG: 0.443	G6-3		SF8					L7		3	0	1	1	0	2						
<b>Wally Joyner, L</b> OBP: 0.385, SLG: 0.417	E7 HR	G3-1	G4-3		G4-3			P7		5	1	0	0	0	2						
<b>Steve Finley, L</b> OBP: 0.356, SLG: 0.522		F9 HR		P5		L9		G5-4-3 1B		4	1	1	0	1	0	0					
<b>Ken Caminiti, S</b> OBP: 0.402, SLG: 0.612				G6-3 S 1B		K		G5-4-3 1-2		5	2	3	4	0	1	1					
<b>Greg Vaughn, R</b> OBP: 0.370, SLG: 0.551	K			G6-3 BB		K				3	0	1	0	2	2	0					
<b>John Flaherty, R</b> OBP: 0.317, SLG: 0.441				G6-3						3	1	0	0	0	2	3					
<b>Scott Livingstone, L</b> OBP: 0.326, SLG: 0.361	2B HBP							F8		1	0	0	0	0	0	1					
<b>Chris Gomez, R</b> OBP: 0.342, SLG: 0.332				F7						3	2	1	1	1	0	2					
<b>Jody Reed, R</b> OBP: 0.321, SLG: 0.287						L7				4	0	2	1	0	0	0					
<b>Dario Veras, R</b> OBP: 0.321, SLG: 0.287						G1-3				0	0	0	0	0	0	0					
<b>Bob Tewksbury, R</b> OBP: 0.277, SLG: 0.348										1	0	0	0	1	0	2					
<b>Willie Blair, R</b> OBP: 0.277, SLG: 0.348										0	0	0	0	0	0	0					
<b>Jim Tatum, R</b> OBP: 0.277, SLG: 0.348										0	0	0	0	0	0	0					
<b>Mike Oquist, R</b> OBP: 0.277, SLG: 0.348										0	0	0	0	0	0	0					
<b>Al Osuna, R</b> OBP: 0.277, SLG: 0.348										0	0	0	0	0	0	0					
<b>Luis Lopez, S</b> OBP: 0.277, SLG: 0.348										1	0	0	0	0	0	0					
<b>Inning Stats</b>	R: 5 E: 1 K: 1 S: 24	H: 3 LOB: 2 BB: 2 P: 48	R: 1 E: 0 K: 1 S: 13	H: 1 LOB: 1 BB: 1 P: 21	R: 1 E: 0 K: 0 S: 11	H: 1 LOB: 1 BB: 1 P: 21	R: 0 E: 0 K: 0 S: 10	H: 1 LOB: 2 BB: 1 P: 22	R: 0 E: 0 K: 1 S: 15	H: 0 LOB: 1 BB: 1 P: 23	R: 0 E: 0 K: 2 S: 14	H: 0 LOB: 0 BB: 0 P: 20	R: 0 E: 0 K: 1 S: 11	H: 0 LOB: 0 BB: 0 P: 15	R: 0 E: 0 K: 0 S: 4	H: 2 LOB: 1 BB: 0 P: 11	1B: 5 2B: 3 3B: 0 HR: 2	SF: 1 SAC: 0 DP: 1 HBP: 1	WP: 0 PB: 0 SB: 1 CS: 0	PA: 42	
<b>PITCHER</b>	IP WLS BF H R ER SO BB IBB HBP BLK WP HR S P ERA WHIP	IP WLS BF H R ER SO BB IBB HBP BLK WP HR S P ERA WHIP	IP WLS BF H R ER SO BB IBB HBP BLK WP HR S P ERA WHIP	IP WLS BF H R ER SO BB IBB HBP BLK WP HR S P ERA WHIP	IP WLS BF H R ER SO BB IBB HBP BLK WP HR S P ERA WHIP	IP WLS BF H R ER SO BB IBB HBP BLK WP HR S P ERA WHIP	IP WLS BF H R ER SO BB IBB HBP BLK WP HR S P ERA WHIP	IP WLS BF H R ER SO BB IBB HBP BLK WP HR S P ERA WHIP	IP WLS BF H R ER SO BB IBB HBP BLK WP HR S P ERA WHIP	IP WLS BF H R ER SO BB IBB HBP BLK WP HR S P ERA WHIP	IP WLS BF H R ER SO BB IBB HBP BLK WP HR S P ERA WHIP	IP WLS BF H R ER SO BB IBB HBP BLK WP HR S P ERA WHIP	IP WLS BF H R ER SO BB IBB HBP BLK WP HR S P ERA WHIP	IP WLS BF H R ER SO BB IBB HBP BLK WP HR S P ERA WHIP	IP WLS BF H R ER SO BB IBB HBP BLK WP HR S P ERA WHIP	IP WLS BF H R ER SO BB IBB HBP BLK WP HR S P ERA WHIP	IP WLS BF H R ER SO BB IBB HBP BLK WP HR S P ERA WHIP	IP WLS BF H R ER SO BB IBB HBP BLK WP HR S P ERA WHIP	IP WLS BF H R ER SO BB IBB HBP BLK WP HR S P ERA WHIP	IP WLS BF H R ER SO BB IBB HBP BLK WP HR S P ERA WHIP	IP WLS BF H R ER SO BB IBB HBP BLK WP HR S P ERA WHIP

San Diego Padres @ San Francisco Giants  
3Com Park at Candlestick Point, San Francisco, CA

Tue Sep 17 1996, 10:05 PM EDT  
Att: 12,737 - Unknown - 63 F

AB 34  
R 7  
H 8  
RBI 7  
BB 6  
SO 5  
LOB 13



Batter	1	2	3	4	5	6	7	8	9	AB	R	H	RBI	BB	SO	LOB	BOTTOM				
<b>Marvin Benard, L</b> OBP: 0.329, SLG: 0.329		FC4-6 2B					G4-3			3	3	1	0	2	0	3					
<b>Bill Mueller, S</b> OBP: 0.397, SLG: 0.408				SF8		K		E6 HR		4	1	1	3	0	1	2					
<b>Barry Bonds, L</b> OBP: 0.457, SLG: 0.624										4	1	3	4	1	0	1					
<b>Rick Wilkins, L</b> OBP: 0.343, SLG: 0.381										5	0	1	1	0	2	3					
<b>Glenallen Hill, R</b> OBP: 0.336, SLG: 0.473										4	0	0	0	1	1	2					
<b>Dest Wilson, L</b> OBP: 0.298, SLG: 0.287										3	0	0	0	1	0	3					
<b>Mark Dewey, R</b> OBP: 0.298, SLG: 0.287										0	0	0	0	0	0	0					
<b>Jim Poole, L</b> OBP: 0.333, SLG: 0.333										1	0	0	0	0	1	0					
<b>Rod Beck, R</b> OBP: 0.333, SLG: 0.333										0	0	0	0	0	0	0					
<b>Steve Scarsone, R</b> OBP: 0.289, SLG: 0.329										4	2	2	0	0	1	1					
<b>Rich Aurilia, R</b> OBP: 0.292, SLG: 0.295										4	1	1	0	0	1	3					
<b>Steve Soderstrom, R</b> OBP: 0.298, SLG: 0.329										0	0	0	0	0	0	0					
<b>Chris Hook, R</b> OBP: 0.298, SLG: 0.329										1	0	1	0	0	0	0					
<b>Kim Blodgett, R</b> OBP: 0.298, SLG: 0.329										1	1	1	0	0	0	0					
<b>Doug Creek, L</b> OBP: 0.298, SLG: 0.329										0	0	0	0	0	0	0					
<b>Jacob Cruz, L</b> OBP: 0.298, SLG: 0.329										1	0	0	0	0	0	0					
<b>Dave McCarty, R</b> OBP: 0.298, SLG: 0.329										1	0	0	0	0	1	1					
<b>Inning Stats</b>	R: 0 E: 0 K: 0 S: 9	H: 2 LOB: 0 BB: 0 P: 10	R: 3 E: 0 K: 0 S: 13	H: 4 LOB: 1 BB: 0 P: 18	R: 0 E: 0 K: 0 S: 5	H: 0 LOB: 0 BB: 0 P: 10	R: 3 E: 1 K: 1 S: 12	H: 2 LOB: 1 BB: 1 P: 23	R: 0 E: 0 K: 2 S: 9	H: 0 LOB: 3 BB: 1 P: 19	R: 1 E: 0 K: 1 S: 10	H: 1 LOB: 1 BB: 3 P: 30	R: 0 E: 0 K: 1 S: 10	H: 1 LOB: 0 BB: 0 P: 17	R: 2 E: 1 K: 3 S: 15	H: 1 LOB: 0 BB: 0 P: 20	1B: 7 2B: 3 3B: 0 HR: 1	SF: 1 SAC: 0 DP: 0 HBP: 0	WP: 0 PB: 0 SB: 1 CS: 0	PA: 42	
<b>PITCHER</b>	IP WLS BF H R ER SO BB IBB HBP BLK WP HR S P ERA WHIP	IP WLS BF H R ER SO BB IBB HBP BLK WP HR S P ERA WHIP	IP WLS BF H R ER SO BB IBB HBP BLK WP HR S P ERA WHIP	IP WLS BF H R ER SO BB IBB HBP BLK WP HR S P ERA WHIP	IP WLS BF H R ER SO BB IBB HBP BLK WP HR S P ERA WHIP	IP WLS BF H R ER SO BB IBB HBP BLK WP HR S P ERA WHIP	IP WLS BF H R ER SO BB IBB HBP BLK WP HR S P ERA WHIP	IP WLS BF H R ER SO BB IBB HBP BLK WP HR S P ERA WHIP	IP WLS BF H R ER SO BB IBB HBP BLK WP HR S P ERA WHIP	IP WLS BF H R ER SO BB IBB HBP BLK WP HR S P ERA WHIP	IP WLS BF H R ER SO BB IBB HBP BLK WP HR S P ERA WHIP	IP WLS BF H R ER SO BB IBB HBP BLK WP HR S P ERA WHIP	IP WLS BF H R ER SO BB IBB HBP BLK WP HR S P ERA WHIP	IP WLS BF H R ER SO BB IBB HBP BLK WP HR S P ERA WHIP	IP WLS BF H R ER SO BB IBB HBP BLK WP HR S P ERA WHIP	IP WLS BF H R ER SO BB IBB HBP BLK WP HR S P ERA WHIP	IP WLS BF H R ER SO BB IBB HBP BLK WP HR S P ERA WHIP	IP WLS BF H R ER SO BB IBB HBP BLK WP HR S P ERA WHIP	IP WLS BF H R ER SO BB IBB HBP BLK WP HR S P ERA WHIP	IP WLS BF H R ER SO BB IBB HBP BLK WP HR S P ERA WHIP	IP WLS BF H R ER SO BB IBB HBP BLK WP HR S P ERA WHIP

San Diego Padres @ San Francisco Giants  
3Com Park at Candlestick Point, San Francisco, CA

Tue Sep 17 1996, 10:05 PM EDT  
Att: 12,737 - Unknown - 63 F

AB 36  
R 9  
H 11  
RBI 9  
BB 5  
SO 8  
LOB 19






Batter	1	2	3	4	5	6	7	8	9	AB	R	H	RBI	BB	SO	LOB	TOP			
<b>Chad Curtis, R</b> OBP: 0.346, SLG: 0.385										4	2	1	1	1	1	0				
<b>Todd Hollandsworth, L</b> OBP: 0.363, SLG: 0.458										5	1	1	0	0	0	3				
<b>Mike Piazza, R</b> OBP: 0.427, SLG: 0.578										3	1	1	3	1	0	0				
<b>Eric Karros, R</b> OBP: 0.314, SLG: 0.475										5	1	3	2	0	0	3				
<b>Raul Mondesi, R</b> OBP: 0.330, SLG: 0.495										5	0	1	0	0	2	2				
<b>Tim Lincecum, R</b> OBP: 0.305, SLG: 0.391										3	0	0	0	1	1	1				
<b>Greg Gagne, R</b> OBP: 0.369										3	1	0	0	1	2	3				
<b>Delino DeShields, L</b> OBP: 0.287, SLG: 0.295										3	1	0	0	1	0	2				
<b>Ramon Martinez, R</b> OBP: 0.155, SLG: 0.125										3	0	1	1	0	0	0				
<b>Inning Stats</b>	R: 3 E: 1 K: 2 S: 17	H: 2 LOB: 0 BB: 0 P: 23	R: 1 E: 0 K: 0 S: 10	H: 1 LOB: 3 BB: 3 P: 26	R: 0 E: 0 K: 0 S: 10	H: 1 LOB: 1 BB: 0 P: 20	R: 0 E: 0 K: 1 S: 8	H: 0 LOB: 0 BB: 0 P: 11	R: 0 E: 0 K: 0 S: 5	H: 0 LOB: 0 BB: 0 P: 11	R: 0 E: 0 K: 0 S: 7	H: 0 LOB: 0 BB: 0 P: 10	R: 0 E: 0 K: 1 S: 8	H: 0 LOB: 0 BB: 0 P: 10	R: 3 E: 0 K: 0 S: 20	H: 3 LOB: 1 BB: 1 P: 31	1B: 3 2B: 3 3B: 0 HR: 2	SF: 1 SAC: 1 DP: 0 HBP: 0	WP: 0 PB: 0 SB: 2 CS: 0	PA: 41
<b>PITCHER</b>	IP WLS BF H R ER SO BB IBB HBP BLK WP HR S P ERA WHIP																			
<b>Fernando Valenzuela, L</b> ERA: 3.62	(1, 1) 1.2 L 12 3 4 3 2 3 0 0 0 0 0 1 25 46 16.20 3.600																			
<b>Mike Quast, R</b> ERA: 2.35	(2, 1) 1.1 5 1 0 0 0 0 0 0 0 0 0 0 12 23 0.00 0.750																			
<b>Willie Blair, R</b> ERA: 4.6	(4, 1) 2.0 8 1 0 0 3 1 0 0 0 0 0 0 20 31 0.00 1.000																			
<b>Sean Bergman, R</b> ERA: 4.23	(6, 1) 2.0 6 0 0 0 0 0 0 0 0 0 0 0 12 21 0.00 0.000																			
<b>Dustin Hermanson, R</b> ERA: 9.56	(8, 1) 2.0 10 3 3 3 1 1 0 0 0 0 0 1 28 41 13.50 2.000																			

Los Angeles Dodgers @ San Diego Padres  
 Jack Murphy Stadium, San Diego, CA  
 Thu Sep 19 1996, 6:33 AM EDT  
 Att: 41,287 - Sunny - 78 F


AB	34
R	7
H	8
RBI	7
BB	5
SO	6
LOB	14



Batter	1	2	3	4	5	6	7	8	9	AB	R	H	RBI	BB	SO	LOB	BOTTOM			
<b>Tony Gwynn, L</b> OBP: 0.402, SLG: 0.446										4	0	2	0	0	0	0				
<b>Chris Gomez, R</b> OBP: 0.342, SLG: 0.333										4	0	1	0	0	1	1				
<b>Steve Finley, L</b> OBP: 0.353, SLG: 0.519										4	0	1	0	0	2	2				
<b>Ken Caminiti, S</b> OBP: 0.403, SLG: 0.614										3	0	0	1	3	2					
<b>Greg Vaughn, R</b> OBP: 0.369, SLG: 0.546										4	0	1	0	0	2	2				
<b>Wally Joyner, L</b> OBP: 0.394, SLG: 0.411										4	0	0	0	0	0	1				
<b>John Flaherty, R</b> OBP: 0.316, SLG: 0.438										3	0	0	0	0	2	1				
<b>Jody Reed, R</b> OBP: 0.321, SLG: 0.288										3	0	1	0	0	0	1				
<b>Fernando Valenzuela, L</b> ERA: 3.62	(1, 1) 9.0 W 33 6 0 0 12 1 0 0 0 0 0 0 73 124 0.00 0.778																			
<b>Mike Quast, R</b> ERA: 2.35	(2, 1) 1.1 5 1 0 0 0 0 0 0 0 0 0 0 12 23 0.00 0.750																			
<b>Chris Gwynn, L</b> OBP: 0.402, SLG: 0.446	(4, 1) 2.0 8 1 0 0 3 1 0 0 0 0 0 0 20 31 0.00 1.000																			
<b>Willie Blair, R</b> ERA: 4.6	(4, 1) 2.0 8 1 0 0 3 1 0 0 0 0 0 0 20 31 0.00 1.000																			
<b>Rickey Henderson, R</b> OBP: 0.411, SLG: 0.544	(5, PH) 0.0 0 0 0 0 0 0 0 0 0 0 0 0 0 0 0 0																			
<b>Sean Bergman, R</b> OBP: 0.155, SLG: 0.125	(6, PH) 0.0 0 0 0 0 0 0 0 0 0 0 0 0 0 0 0 0																			
<b>Doug Dasencho, S</b> ERA: 9.56	(7, PH) 0.0 0 0 0 0 0 0 0 0 0 0 0 0 0 0 0 0																			
<b>Dustin Hermanson, R</b> ERA: 9.56	(8, PH) 0.0 0 0 0 0 0 0 0 0 0 0 0 0 0 0 0 0																			
<b>Inning Stats</b>	R: 0 E: 0 K: 1 S: 11	H: 2 LOB: 2 BB: 1 P: 19	R: 0 E: 0 K: 1 S: 6	H: 0 LOB: 0 BB: 0 P: 10	R: 0 E: 0 K: 1 S: 9	H: 2 LOB: 2 BB: 0 P: 16	R: 0 E: 0 K: 1 S: 8	H: 1 LOB: 1 BB: 0 P: 13	R: 0 E: 0 K: 2 S: 8	H: 0 LOB: 0 BB: 0 P: 10	R: 0 E: 0 K: 1 S: 8	H: 1 LOB: 1 BB: 0 P: 12	R: 0 E: 0 K: 2 S: 8	H: 0 LOB: 0 BB: 0 P: 15	R: 0 E: 0 K: 2 S: 7	H: 0 LOB: 0 BB: 0 P: 13	1B: 5 2B: 1 3B: 0 HR: 0	SF: 0 SAC: 0 DP: 1 HBP: 0	WP: 0 PB: 0 SB: 0 CS: 0	PA: 33
<b>PITCHER</b>	IP WLS BF H R ER SO BB IBB HBP BLK WP HR S P ERA WHIP																			
<b>Ramon Martinez, R</b> ERA: 3.47	(1, 1) 9.0 W 33 6 0 0 12 1 0 0 0 0 0 0 73 124 0.00 0.778																			

Los Angeles Dodgers @ San Diego Padres  
 Jack Murphy Stadium, San Diego, CA  
 Thu Sep 19 1996, 6:33 AM EDT  
 Att: 41,287 - Sunny - 78 F

AB	32
R	0
H	6
RBI	0
BB	1
SO	12
LOB	11




Batter	1	2	3	4	5	6	7	8	9	AB	R	H	RBI	BB	SO	LOB	TOP					
Todd Hollandsworth, L (1.7) OBP: 0.362, SLG: 0.456	L4			F7		G6-3		G4-3 WP G6-3 1B		4	1	1	0	0	0	0	<b>Los Angeles Dodgers @ San Diego Padres</b> Jack Murphy Stadium, San Diego, CA Fri Sep 20 1996, 10:05 PM EDT Att: 51,217 - Unknown - 69 F <a href="http://livebaseballscorecards.com">livebaseballscorecards.com</a>					
Wayne Kirby, L (1.8) OBP: 0.317, SLG: 0.330	G4-3			K		G4-1		G4-3		4	0	0	0	0	1	1						
Mike Piazza, R (1.2) OBP: 0.425, SLG: 0.574	G6-3					G4-3		G6-3		3	0	0	1	1	0	0						
Eric Karros, R (1.3) OBP: 0.314, SLG: 0.472		F8		K			K			3	0	0	0	1	2	1						
Raul Mondesi, R (1.9) OBP: 0.330, SLG: 0.493		G6-3				2B BB		G5-3		3	1	0	0	1	1	1						
Tim Lincecum, R (1.5) OBP: 0.305, SLG: 0.388							K			3	0	0	0	1	2	1						
Greg Gagne, R (1.6) OBP: 0.341, SLG: 0.372				G4-3		1-H 2B		1B BB		3	0	1	1	1	1	0						
Delino DeShields, L (1.4) OBP: 0.286, SLG: 0.294				G1-3		K				2	0	0	0	0	1	1						
Dave Hansen, L (7. PH) OBP: 0.301, SLG: 0.238						K				1	0	1	0	0	0	0						
Chad Forville, S (7. PH) OBP: 0.287, SLG: 0.235						K				0	0	0	0	0	0	0						
Chad Curtis, R (8. PH) OBP: 0.345, SLG: 0.384										1	0	0	0	0	0	0						
Tom Candiotti, R (1.1) OBP: 0.029, SLG: 0.091										1	0	0	0	0	0	1						
Chan Ho Park, R (4.1) OBP: 0.109, SLG: 0.053										0	0	0	0	0	0	0						
Orestes Martinez, R (5. PH) OBP: 0.268, SLG: 0.171										0	0	0	0	0	0	1						
37 Darren Dreifort, R (5.1) OBP: 0.336, SLG: 0.453										0	0	0	0	0	0	0						
Dave Clark, L (7. PH) OBP: 0.336, SLG: 0.453										0	0	0	0	0	1	3						
Mark Guthrie, R (7.1) OBP: 0.336, SLG: 0.453										0	0	0	0	0	0	0						
Antonio Osuna, R (8.1) OBP: 0.336, SLG: 0.453										0	0	0	0	0	0	0						
<b>Inning Stats</b>	R: 0 H: 0 E: 0 K: 0 S: 8	H: 0 LOB: 0 BB: 0 P: 13	R: 0 H: 0 E: 0 K: 1 S: 7	H: 0 LOB: 0 BB: 0 P: 12	R: 0 H: 0 E: 0 K: 1 S: 8	H: 0 LOB: 0 BB: 0 P: 12	R: 0 H: 0 E: 0 K: 2 S: 9	H: 0 LOB: 1 BB: 1 P: 16	R: 1 H: 1 E: 0 K: 3 S: 13	H: 1 LOB: 1 BB: 1 P: 22	R: 0 H: 0 E: 0 K: 0 S: 7	H: 0 LOB: 0 BB: 0 P: 11	R: 0 H: 1 E: 0 K: 2 S: 10	H: 1 LOB: 3 BB: 2 P: 20	R: 1 H: 1 E: 0 K: 1 S: 13	H: 1 LOB: 1 BB: 1 P: 19	R: 0 H: 0 E: 0 K: 1 S: 8	H: 0 LOB: 0 BB: 0 P: 11	1B: 2 2B: 1 3B: 0 HR: 0	SF: 0 SAC: 0 DP: 0 HBP: 0	WP: 1 PB: 0 SB: 0 CS: 0	PA: 35
<b>PITCHER</b>	IP WLS BF H R ER SO BB IBB HBP BLK WP HR S P ERA WHIP																					
Joey Hamilton, R (1.1) ERA: 4.09	7.2 W 31 3 2 2 9 5 0 0 0 1 0 72 122 2.35 1.043																					
Trevor Hoffman, R (8.1) ERA: 2.3	1.1 S 4 0 0 0 2 0 0 0 0 0 0 0 11 14 0.00 0.000																					



Batter	1	2	3	4	5	6	7	8	9	AB	R	H	RBI	BB	SO	LOB	BOTTOM					
Tony Gwynn, L (1.9) OBP: 0.400, SLG: 0.443	K		P6		K					3	0	0	0	1	2	0	<b>Los Angeles Dodgers @ San Diego Padres</b> Jack Murphy Stadium, San Diego, CA Fri Sep 20 1996, 10:05 PM EDT Att: 51,217 - Unknown - 69 F <a href="http://livebaseballscorecards.com">livebaseballscorecards.com</a>					
Steve Finley, L (1.8) OBP: 0.354, SLG: 0.528				HR	K		IBB	F9		4	2	2	2	0	1	2						
Ken Caminiti, S (1.5) OBP: 0.403, SLG: 0.621										4	2	2	1	0	1	0						
Greg Vaughn, R (1.7) OBP: 0.367, SLG: 0.542										4	0	0	0	0	2	1						
Wally Joyner, L (1.3) OBP: 0.383, SLG: 0.413		F8		SF7		G5-3				3	0	1	1	0	1	0						
Chris Gomez, R (1.6) OBP: 0.343, SLG: 0.333		G6-3								3	0	1	0	1	0	1						
Brian Johnson, R (1.2) OBP: 0.308, SLG: 0.470										4	0	2	0	0	0	0						
Jody Reed, R (1.4) OBP: 0.323, SLG: 0.288										3	0	1	0	1	1	2						
Joey Hamilton, R (1.1) OBP: 0.188, SLG: 0.239										2	0	0	0	0	2	0						
Trevor Hoffman, R (8.1) ERA: 2.3										1	0	0	0	0	1	3						
<b>Inning Stats</b>	R: 1 H: 1 E: 0 K: 2 S: 10	H: 1 LOB: 0 BB: 0 P: 12	R: 0 H: 0 E: 0 K: 0 S: 5	H: 0 LOB: 0 BB: 0 P: 9	R: 0 H: 0 E: 0 K: 2 S: 8	H: 0 LOB: 0 BB: 0 P: 11	R: 2 H: 4 E: 0 K: 0 S: 17	H: 4 LOB: 2 BB: 0 P: 26	R: 0 H: 0 E: 0 K: 3 S: 11	H: 0 LOB: 0 BB: 0 P: 16	R: 0 H: 1 E: 0 K: 1 S: 10	H: 1 LOB: 1 BB: 0 P: 16	R: 0 H: 1 E: 0 K: 0 S: 5	H: 1 LOB: 2 BB: 1 P: 10	R: 1 H: 2 E: 0 K: 3 S: 25	H: 2 LOB: 3 BB: 2 P: 43	R: 0 H: 0 E: 0 K: 1 S: 8	H: 0 LOB: 0 BB: 0 P: 11	1B: 4 2B: 2 3B: 0 HR: 3	SF: 1 SAC: 1 DP: 0 HBP: 0	WP: 0 PB: 0 SB: 1 CS: 0	PA: 36
<b>PITCHER</b>	IP WLS BF H R ER SO BB IBB HBP BLK WP HR S P ERA WHIP																					
Tom Candiotti, R (1.1) ERA: 4.34	3.2 L 16 5 3 3 4 0 0 0 0 0 0 2 38 55 7.36 1.364																					
Chan Ho Park, R (4.1) ERA: 3.59	0.1 1 0 0 0 0 0 0 0 0 0 0 2 3 0.00 0.000																					
37 Darren Dreifort, R (5.1) ERA: 4.37	2.0 7 1 0 0 4 0 0 0 0 0 0 21 32 0.00 0.500																					
Mark Guthrie, L (7.1) ERA: 2.35	1.0 6 2 1 1 0 0 1 0 0 0 1 12 20 9.00 2.000																					
Antonio Osuna, R (8.1) ERA: 2.81	1.0 6 1 0 0 3 1 1 0 0 0 0 18 33 0.00 2.000																					


Batter	1	2	3	4	5	6	7	8	9	AB	R	H	RBI	BB	SO	LOB	TOP					
<b>Todd Hollandsworth, L</b> OBP: 0.362, SLG: 0.460 (1.7)	F7		K			L4		F8-2-5		5	1	2	0	0	1	0	<b>Los Angeles Dodgers @ San Diego Padres</b> Jack Murphy Stadium, San Diego, CA Sat Sep 21 1996, 6:33 AM EDT Att: 53,629 - Sunny - 75 F					
<b>Wayne Kirby, L</b> OBP: 0.325, SLG: 0.335 (1.8)			K					F8-2-5		3	1	2	0	1	1	0						
<b>Chad Curtis, R</b> OBP: 0.344, SLG: 0.383 (7.8)	BB									1	0	0	0	0	0	1						
<b>Mike Piazza, R</b> OBP: 0.427, SLG: 0.574 (1.2)	FC6-4		G6-3			G5-4-3				4	1	2	2	1	0	1						
<b>Eric Karros, R</b> OBP: 0.315, SLG: 0.476 (1.3)	K									4	2	1	1	1	2	3						
<b>Raul Mondesi, R</b> OBP: 0.333, SLG: 0.497 (1.9)	FC6-4									5	2	4	3	0	0	2						
<b>Tim Lincecum, R</b> OBP: 0.301, SLG: 0.382 (1.5)										5	0	0	0	0	1	5						
<b>Delino DeShields, L</b> OBP: 0.287, SLG: 0.299 (1.4)	F8									4	1	2	2	0	0	0						
<b>Greg Gagne, R</b> OBP: 0.343, SLG: 0.375 (1.6)										4	0	2	1	0	1	1						
<b>Ismael Valdez, R</b> OBP: 0.162, SLG: 0.164 (1.1)										3	1	1	0	0	1	2						
<b>Wilton Guerrero, S</b> (8, PH)										1	0	0	0	0	1	0						
<b>Scott Radinsky, L</b> (8, 1)										0	0	0	0	0	0	0						
<b>Todd Worrell, R</b> (9, 1)										0	0	0	0	0	0	0						
<b>Inning Stats</b>	R: 0 E: 0 K: 1 S: 13	H: 0 LOB: 2 BB: 2 P: 28	R: 0 E: 0 K: 2 S: 12	H: 1 LOB: 1 BB: 0 P: 14	R: 0 E: 0 K: 2 S: 11	H: 0 LOB: 0 BB: 0 P: 16	R: 1 E: 0 K: 0 S: 7	H: 2 LOB: 0 BB: 0 P: 10	R: 7 E: 0 K: 1 S: 21	H: 7 LOB: 1 BB: 1 P: 32	R: 0 E: 0 K: 0 S: 11	H: 1 LOB: 0 BB: 0 P: 17	R: 1 E: 0 K: 0 S: 7	H: 2 LOB: 1 BB: 0 P: 11	R: 0 E: 0 K: 1 S: 8	H: 1 LOB: 0 BB: 0 P: 14	R: 0 E: 0 K: 1 S: 10	H: 2 LOB: 1 BB: 0 P: 14	1B: 11 2B: 4 3B: 2 HR: 1	SF: 0 SAC: 0 DP: 4 HBP: 0	WP: 0 PB: 0 SB: 1 CS: 0	PA: 42
<b>PITCHER</b>	IP WLS BF H R ER SO BB IBB HBP BLK WP HR S P ERA WHIP															ERA WHIP						
<b>Scott Sanders, R</b> ERA: 3.39 (1.1)	4.1 L 22 7 6 6 6 2 1 0 0 0 0 1 55 89 12.46 2.077																					
<b>Sean Bergman, R</b> ERA: 4.37 (5.1)	0.2 5 3 2 2 0 0 0 0 0 0 0 0 9 11 27.00 4.500																					
<b>Bob Tewksbury, R</b> ERA: 4.4 (6.1)	2.0 8 3 1 1 0 0 0 0 0 0 0 0 18 28 4.50 1.500																					
<b>Al Osuna, L</b> ERA: 2.45 (8.1)	0.1 2 1 0 0 1 0 0 0 0 0 0 0 6 10 0.00 3.000																					
<b>Dario Veras, R</b> ERA: 3.47 (8.1)	1.2 5 2 0 0 1 0 0 0 0 0 0 0 12 18 0.00 1.200																					


Batter	1	2	3	4	5	6	7	8	9	AB	R	H	RBI	BB	SO	LOB	BOTTOM					
<b>Rickey Henderson, R</b> OBP: 0.412, SLG: 0.347 (1.7)	F8	L6								4	0	1	0	0	0	1	<b>Los Angeles Dodgers @ San Diego Padres</b> Jack Murphy Stadium, San Diego, CA Sat Sep 21 1996, 6:33 AM EDT Att: 53,629 - Sunny - 75 F					
<b>Tony Gwynn, L</b> OBP: 0.397, SLG: 0.439 (1.9)										4	0	0	0	0	1	1						
<b>Steve Finley, L</b> OBP: 0.354, SLG: 0.526 (1.8)	E6									3	0	0	0	1	1	0						
<b>Ken Caminiti, S</b> OBP: 0.402, SLG: 0.618 (1.5)										3	0	0	0	1	2	1						
<b>Wally Joyner, L</b> OBP: 0.380, SLG: 0.409 (1.3)	G4-3									4	0	0	0	0	1	3						
<b>Chris Gomez, R</b> OBP: 0.342, SLG: 0.332 (1.6)										4	1	1	0	0	0	1						
<b>John Flaherty, R</b> OBP: 0.314, SLG: 0.435 (1.2)										3	0	0	0	0	0	1						
<b>Jim Tatum, R</b> OBP: 0.091, SLG: 0.091 (7, PR)										0	0	0	0	0	0	0						
<b>Brian Johnson, R</b> OBP: 0.311, SLG: 0.472 (8.2)										1	0	1	0	0	0	0						
<b>Jody Reed, R</b> OBP: 0.322, SLG: 0.294 (1.4)										4	1	1	2	0	1	2						
<b>Scott Sanders, R</b> ERA: 3.35 (1.1)										1	0	0	0	0	0	0						
<b>Sean Bergman, R</b> ERA: 4.37 (5.1)										0	0	0	0	0	0	0						
<b>Chris Sawley, R</b> ERA: 2.5 (6.1)										1	0	0	0	0	0	0						
<b>Bob Tewksbury, R</b> ERA: 4.4 (6.1)										0	0	0	0	0	0	0						
<b>Scott Livingstone, L</b> ERA: 3.47 (8.1)										1	0	0	0	0	1	1						
<b>Al Osuna, R</b> ERA: 2.45 (8.1)										0	0	0	0	0	0	0						
<b>Dario Veras, R</b> ERA: 3.47 (8.1)										0	0	0	0	0	0	0						
<b>Inning Stats</b>	R: 0 E: 1 K: 1 S: 11	H: 0 LOB: 2 BB: 1 P: 22	R: 2 E: 0 K: 0 S: 10	H: 2 LOB: 0 BB: 0 P: 15	R: 0 E: 0 K: 2 S: 7	H: 0 LOB: 0 BB: 0 P: 7	R: 0 E: 0 K: 1 S: 7	H: 0 LOB: 0 BB: 0 P: 11	R: 0 E: 0 K: 0 S: 8	H: 1 LOB: 1 BB: 0 P: 17	R: 0 E: 0 K: 1 S: 12	H: 0 LOB: 1 BB: 1 P: 21	R: 0 E: 1 K: 2 S: 10	H: 0 LOB: 1 BB: 0 P: 16	R: 0 E: 0 K: 0 S: 8	H: 0 LOB: 0 BB: 0 P: 12	R: 0 E: 0 K: 0 S: 9	H: 1 LOB: 1 BB: 0 P: 15	1B: 3 2B: 0 3B: 0 HR: 1	SF: 0 SAC: 0 DP: 0 HBP: 0	WP: 0 PB: 0 SB: 1 CS: 0	PA: 35
<b>PITCHER</b>	IP WLS BF H R ER SO BB IBB HBP BLK WP HR S P ERA WHIP															ERA WHIP						
<b>Ismael Valdez, R</b> ERA: 3.35 (1.1)	7.0 W 28 3 2 2 7 2 0 0 0 0 0 1 65 109 2.57 0.714																					
<b>Scott Radinsky, L</b> ERA: 2.5 (8.1)	1.0 3 0 0 0 0 0 0 0 0 0 0 0 8 12 0.00 0.000																					
<b>Todd Worrell, R</b> ERA: 3.18 (9.1)	1.0 4 1 0 0 0 0 0 0 0 0 0 0 9 15 0.00 1.000																					

Batter	1	2	3	4	5	6	7	8	9	AB	R	H	RBI	BB	SO	LOB	TOP			
<b>Todd Hollandsworth, L</b> OBP: 0.359, SLG: 0.455	3-2 G6-3	1-1 F8			0-0 F7		3-2 F8		0-3 K2-3	5	0	0	0	0	1	4	<b>Los Angeles Dodgers @ San Diego Padres</b> Jack Murphy Stadium, San Diego, CA Sun Sep 22 1996, 6:33 AM EDT Att: 51,092 - Sunny - 73 F <a href="http://livebaseballscorecards.com">livebaseballscorecards.com</a>			
<b>Wayne Kirby, L</b> OBP: 0.333, SLG: 0.354	2-2 1B		1-0 L4-6		1-0 2B		2-2 F7			4	0	3	0	0	0	1				
<b>Mike Piazza, R</b> OBP: 0.429, SLG: 0.580	0-1 1B		0-1 L4-6		4-0 IBB			1-1 HR		3	1	2	1	1	0	1				
<b>Eric Karros, R</b> OBP: 0.313, SLG: 0.473	1-3 K		1-3 K		3-2 G4-3			2-3 K		4	0	0	0	0	3	4				
<b>Raul Mondesi, R</b> OBP: 0.333, SLG: 0.500	1-2 F9			1-1 HR		3-2 F9		1-3 K		4	1	1	1	0	1	2				
<b>Tim Lincecum, R</b> OBP: 0.303, SLG: 0.381		1-1 FC1-6 1B		4-2 G4-6-3 BB		0-3 K		0-1 G4-3		3	0	1	0	1	1	0				
<b>Delino DeShields, L</b> OBP: 0.287, SLG: 0.298		2-1 FC1-6 1B		0-1 G4-6-3		1-3 K		1-3 K		4	0	1	0	0	2	1				
<b>Greg Gagne, R</b> OBP: 0.340, SLG: 0.372		0-1 FC1-6		1-1 G6-3			1-0 F9		1-1 G5-3	4	0	0	0	0	0	2				
<b>Hideo Nomo, R</b> OBP: 0.185, SLG: 0.192		1-3 K		1-3 K		1-3 K		2-1 E6		4-2 BB	2	0	0	0	0	2				
<b>Chan Ho Park, R</b> OBP: 0.100, SLG: 0.050										0	0	0	0	0	0	0				
<b>Inning Stats</b>	R: 0 E: 0 K: 1 S: 16	H: 2 LOB: 2 BB: 0 P: 23	R: 0 E: 0 K: 1 S: 11	H: 2 LOB: 2 BB: 0 P: 16	R: 0 E: 0 K: 1 S: 6	H: 1 LOB: 0 BB: 1 P: 8	R: 1 E: 0 K: 0 S: 9	H: 1 LOB: 0 BB: 1 P: 15	R: 0 E: 0 K: 1 S: 8	H: 0 LOB: 2 BB: 1 P: 17	R: 0 E: 1 K: 0 S: 10	H: 0 LOB: 1 BB: 0 P: 17	R: 1 E: 0 K: 2 S: 10	H: 1 LOB: 0 BB: 1 P: 14	R: 0 E: 0 K: 2 S: 10	H: 0 LOB: 1 BB: 1 P: 16	1B: 4 2B: 3 3B: 0 HR: 2	SF: 0 SAC: 0 DP: 2 HBP: 0	WP: 0 PB: 0 SB: 0 CS: 0	PA: 37
<b>PITCHER</b>	IP WLS BF H R ER SO BB IBB HBP BLK WP HR S P ERA WHIP																			
<b>Andy Ashby, R</b> ERA: 3.21	(1, 1) 5.0 W 22 7 1 1 4 1 1 0 0 0 1 50 79 1.80 1.600																			
<b>Tim Worrell, R</b> ERA: 3.17	(6, 1) 2.1 9 1 1 1 3 0 0 0 0 0 1 24 38 3.86 0.429																			
<b>Trevor Hoffman, R</b> ERA: 2.26	(8, 1) 1.2 S 6 0 0 0 3 1 0 0 0 0 0 0 15 22 0.00 0.600																			

Batter	1	2	3	4	5	6	7	8	9	AB	R	H	RBI	BB	SO	LOB	BOTTOM			
<b>Rickey Henderson, R</b> OBP: 0.413, SLG: 0.349	3-2 F8				2-1 2B	4-1 BB		4-2 BB		3	1	1	0	2	1	2	<b>Los Angeles Dodgers @ San Diego Padres</b> Jack Murphy Stadium, San Diego, CA Sun Sep 22 1996, 6:33 AM EDT Att: 51,092 - Sunny - 73 F <a href="http://livebaseballscorecards.com">livebaseballscorecards.com</a>			
<b>Tony Gwynn, L</b> OBP: 0.397, SLG: 0.439	4-1 1B BB		1-2 G6-3		1-0 HR	1-1 G6-3		2-2 G5-3		4	1	1	1	1	0	3				
<b>Steve Finley, L</b> OBP: 0.354, SLG: 0.530	1-1 F7		1-1 G3-1		1-1 HR		0-0 1B S			4	1	2	2	0	0	1				
<b>Ken Caminiti, S</b> OBP: 0.405, SLG: 0.618	2-1 1B		4-2 BB		1-3 K		2-2 1B		1-3 1B	3	0	2	0	1	1	0				
<b>Wally Joyner, L</b> OBP: 0.379, SLG: 0.408	2-1 L3		0-0 P6		2-2 1B		3-1 G1-4-3			4	0	1	0	0	0	4				
<b>Chris Gomez, R</b> OBP: 0.343, SLG: 0.332		1-1 SH5-4 1B		2-2 F8	4-2 BB		1-2 L3			3	0	1	0	1	0	1				
<b>Brian Johnson, R</b> OBP: 0.306, SLG: 0.464		0-0 F4		0-0 G6-3	1-1 G4-3		0-0 F9			4	0	0	0	0	0	3				
<b>Jody Reed, R</b> OBP: 0.323, SLG: 0.296		1-2 SH5-4 1B		2-3 K		2-1 P3		3-2 SH5-4 1B		4	0	2	0	0	1	0				
<b>Andy Ashby, R</b> OBP: 0.250, SLG: 0.372		0-0 SH5-4			3-2 F9		1-2 G4-3		0-0 SH5-4	0	0	0	0	0	0	0				
<b>Chris Gwynn, L</b> OBP: 0.258, SLG: 0.241										1	0	0	0	0	0	0				
<b>Tim Worrell, R</b> OBP: 0.190, SLG: 0.150										1	0	0	0	0	0	0				
<b>Trevor Hoffman, R</b> ERA: 2.78		1-2 2-3								0	0	0	0	0	0	0				
<b>Inning Stats</b>	R: 0 E: 0 K: 0 S: 10	H: 1 LOB: 2 BB: 1 P: 22	R: 0 E: 0 K: 1 S: 10	H: 2 LOB: 2 BB: 0 P: 15	R: 0 E: 0 K: 0 S: 8	H: 0 LOB: 1 BB: 1 P: 14	R: 0 E: 0 K: 1 S: 7	H: 0 LOB: 0 BB: 0 P: 11	R: 3 E: 0 K: 1 S: 24	H: 4 LOB: 2 BB: 1 P: 39	R: 0 E: 0 K: 0 S: 8	H: 0 LOB: 1 BB: 1 P: 16	R: 0 E: 0 K: 0 S: 9	H: 2 LOB: 1 BB: 0 P: 15	R: 0 E: 0 K: 0 S: 11	H: 1 LOB: 2 BB: 1 P: 20	1B: 7 2B: 2 3B: 0 HR: 1	SF: 0 SAC: 2 DP: 0 HBP: 0	WP: 0 PB: 0 SB: 1 CS: 0	PA: 38
<b>PITCHER</b>	IP WLS BF H R ER SO BB IBB HBP BLK WP HR S P ERA WHIP																			
<b>Hideo Nomo, R</b> ERA: 3.21	(1, 1) 5.0 L 25 7 3 3 3 3 0 0 0 0 0 0 59 101 5.40 2.000																			
<b>Chan Ho Park, R</b> ERA: 3.56	(6, 1) 1.0 4 0 0 0 0 1 0 0 0 0 0 0 8 16 0.00 1.000																			
<b>Mark Guthrie, L</b> ERA: 2.31	(7, 1) 1.0 4 2 0 0 0 0 0 0 0 0 0 0 9 15 0.00 2.000																			
<b>Antonio Osuna, R</b> ERA: 2.78	(8, 1) 1.0 5 1 0 0 0 1 0 0 0 0 0 0 11 20 0.00 2.000																			

Colorado Rockies @ San Diego Padres													TOP			Jack Murphy Stadium, San Diego, CA											
Batter	1	2	3	4	5	6	7	8	9	10	11	AB	R	H	RBI	BB	SO	LOB	Tue Sep 24 1996, 10:05 PM EDT Att. 23,556 - Unknown - 68 F								
Eric Young Sr., R OBP: 0.396, SLG: 0.425	P4		P3		L5		SF9			G3 BB		3	0	0	1	1	0	1	<p>livebaseballscorecards.com</p> <p>AB 40 R 5 H 8 RBI 4 BB 1 SO 9 LOB 11</p> 	PA: 43							
Quinton McCracken, S OBP: 0.361, SLG: 0.392	F8			1B 2B						G3		5	1	1	0	0	2	4									
Ellis Burks, R OBP: 0.400, SLG: 0.626	F8			2B 1B			G5-3			P4		5	1	1	0	0	0	1									
Andres Galarraga, R OBP: 0.353, SLG: 0.592		G5-3		2B							K	5	0	1	2	0	3	0									
Dante Bichette, R OBP: 0.383, SLG: 0.538 Larry Walker, L OBP: 0.342, SLG: 0.570	G5-3			1B 2B								5	1	1	1	0	0	1									
Vinny Castilla, R OBP: 0.346, SLG: 0.551					G6-3						HR	0	0	0	0	0	0	0									
Steve Decker, R OBP: 0.319, SLG: 0.271 Terry Jones, S OBP: 0.273, SLG: 0.300 Jeff Reed, L OBP: 0.366, SLG: 0.424	F9			G5-3			FC1-6 1B			G4-3		3	0	0	0	0	0	3									
Walt Weiss, S OBP: 0.381, SLG: 0.376 Bruce Ruffin, S OBP: 0.333, SLG: 0.333			G4-3									4	1	1	0	0	1	0									
Kevin Ritz, R OBP: 0.330, SLG: 0.313 John Vander Plig, R OBP: 0.308, SLG: 0.327 Archie Cianfranco, R OBP: 0.379, SLG: 0.300 Steve Renz, L OBP: 0.333, SLG: 0.333 Mike Munoz, L OBP: 0.333, SLG: 0.333 Curt Leskanic, R OBP: 0.350, SLG: 0.487 Neil Perez, S OBP: 0.330, SLG: 0.243			K				SF9 HBP WP 1B				K	2	0	1	0	0	1	0									
Inning Stats	R: 0 E: 0 K: 0 S: 6	H: 0 LOB: 0 BB: 0 P: 12	R: 0 E: 0 K: 0 S: 13	H: 1 LOB: 1 BB: 0 P: 19	R: 0 E: 0 K: 1 S: 7	H: 0 LOB: 0 BB: 0 P: 14	R: 2 E: 0 K: 0 S: 12	H: 3 LOB: 1 BB: 0 P: 20	R: 0 E: 0 K: 1 S: 10	H: 1 LOB: 1 BB: 0 P: 15	R: 0 E: 0 K: 1 S: 6	H: 0 LOB: 0 BB: 0 P: 7	R: 2 E: 0 K: 1 S: 13	H: 2 LOB: 1 BB: 0 P: 18	R: 0 E: 0 K: 1 S: 9	H: 0 LOB: 0 BB: 0 P: 15	R: 0 E: 0 K: 1 S: 7	H: 0 LOB: 0 BB: 0 P: 10			R: 0 E: 0 K: 1 S: 9	H: 0 LOB: 1 BB: 1 P: 16	R: 1 E: 0 K: 2 S: 9	H: 1 LOB: 0 BB: 0 P: 10	1B: 5 2B: 2 3B: 0 HR: 1	SF: 1 SAC: 0 DP: 0 HBP: 1	WP: 1 PB: 0 SB: 0 CS: 0
Fernando Valenzuela, L ERA: 3.82 Bob Tewksbury, R ERA: 4.48 Al Osuna, L ERA: 2.45 Doug Bochtler, R ERA: 3.11 Tim Worrell, R ERA: 3.13	IP: 5.0 WLS: 5.0 BF: 20 H: 5 R: 2 ER: 2 SO: 2 BB: 0 IBB: 0 HBP: 0 BLK: 0 WP: 0 HR: 0 S: 48 P: 12 ERA: 3.80 WHIP: 1.000	Trevor Hoffman, R ERA: 2.33	IP: 1.1 WLS: 1.1 BF: 5 H: 1 R: 1 ER: 1 SO: 2 BB: 0 IBB: 0 HBP: 0 BLK: 0 WP: 0 HR: 0 S: 1 P: 7 ERA: 2.33																								
Rickey Henderson, R OBP: 0.411, SLG: 0.348	HR 1B			F9			F8			G4-3		6	1	1	0	0	1	2			<p>livebaseballscorecards.com</p> <p>AB 46 R 4 H 15 RBI 4 BB 4 SO 5 LOB 25</p> 	PA: 50					
Tony Gwynn, L OBP: 0.400, SLG: 0.441	F8			G4-3			HR 1B			FC3-6 1B		5	1	3	0	1	0	1									
Steve Finley, L OBP: 0.356, SLG: 0.535	HR									FC3-6 1B G4-6-3		6	1	3	2	0	1	5									
Ken Caminiti, S OBP: 0.404, SLG: 0.620	E4 CS			L3						G4-6-3		5	1	1	2	1	0	2									
Wally Joyner, L OBP: 0.382, SLG: 0.411 Greg Vaughn, R OBP: 0.366, SLG: 0.541 Archie Cianfranco, R OBP: 0.315, SLG: 0.411 Chris Gwynn, L OBP: 0.256, SLG: 0.239	1B			F7						G4-6-3		4	0	3	0	0	0	0									
Chris Gomez, R OBP: 0.346, SLG: 0.333	K									G4-6-3		4	0	2	0	1	1	3									
Brian Johnson, R OBP: 0.308, SLG: 0.462											G4-6-3	5	0	2	0	0	1	3									
Jody Reed, R OBP: 0.322, SLG: 0.294												4	0	0	0	1	0	3									
Fernando Valenzuela, L ERA: 5.28 Bob Tewksbury, R ERA: 4.01 Mike Munoz, L ERA: 6.8 Curt Leskanic, R ERA: 6.32 Bruce Ruffin, L ERA: 4.06	IP: 6.0 WLS: 6.0 BF: 27 H: 8 R: 1 ER: 2 SO: 2 BB: 1 IBB: 0 HBP: 0 BLK: 0 WP: 0 HR: 1 S: 60 P: 94 ERA: 3.00 WHIP: 1.500	Bill Swift, R ERA: 6.08	IP: 1.0 WLS: 1.0 BF: 5 H: 2 R: 0 ER: 0 SO: 0 BB: 1 IBB: 0 HBP: 0 BLK: 0 WP: 0 HR: 0 S: 1 P: 7 ERA: 6.00 WHIP: 3.000																								
Inning Stats	R: 2 E: 1 K: 1 S: 14	H: 3 LOB: 1 BB: 0 P: 23	R: 0 E: 0 K: 1 S: 15	H: 1 LOB: 3 BB: 1 P: 29	R: 0 E: 0 K: 0 S: 8	H: 2 LOB: 2 BB: 0 P: 12	R: 0 E: 0 K: 0 S: 5	H: 0 LOB: 0 BB: 0 P: 8	R: 0 E: 0 K: 0 S: 11	H: 2 LOB: 1 BB: 0 P: 13	R: 0 E: 0 K: 0 S: 7	H: 0 LOB: 0 BB: 0 P: 9	R: 2 E: 0 K: 2 S: 14	H: 4 LOB: 2 BB: 0 P: 21	R: 0 E: 0 K: 0 S: 4	H: 0 LOB: 0 BB: 0 P: 7	R: 0 E: 0 K: 0 S: 5	H: 1 LOB: 1 BB: 0 P: 10	R: 0 E: 0 K: 1 S: 8	H: 0 LOB: 2 BB: 2 P: 20			R: 0 E: 0 K: 0 S: 10	H: 2 LOB: 2 BB: 1 P: 20	1B: 13 2B: 1 3B: 0 HR: 2	SF: 0 SAC: 0 DP: 3 HBP: 0	WP: 0 PB: 0 SB: 0 CS: 1

Batter	1	2	3	4	5	6	7	8	9	AB	R	H	RBI	BB	SO	LOB	TOP				
Eric Young Sr. R OBP: 0.393, SLG: 0.422	G6-3		FC1-6		G6-3		P4		G4-3	5	0	0	0	0	0	2	<b>Colorado Rockies @ San Diego Padres</b> Jack Murphy Stadium, San Diego, CA Wed Sep 25 1996, 10:05 PM EDT Att: 32,706 - Unknown - 65 F  <b>AB 34</b> <b>R 5</b> <b>H 9</b> <b>RBI 5</b> <b>BB 3</b> <b>SO 8</b> <b>LOB 11</b>  				
Quinton McCracken, S OBP: 0.365, SLG: 0.406	1B BB		FC4-6		HR		HR			3	3	2	1	1	0	1					
Ellis Burks, R OBP: 0.402, SLG: 0.633	G4-6-3 1B		1B 2B		HR		G6-3			4	2	3	3	0	0	0					
Andres Galarraga, R OBP: 0.354, SLG: 0.593	G4-6-3		1B		K			L4-6 2B		4	0	2	1	0	1	2					
Dante Bichette, R OBP: 0.361, SLG: 0.535 Bruce Ruffin, S	F9		K		P2			L4-6		4	0	0	0	0	1	2					
Vinny Castilla, R OBP: 0.345, SLG: 0.549	G6-3			G5-3		1B		G1-3		0	0	0	0	0	0	0					
Jeff Reed, L OBP: 0.365, SLG: 0.420	BB		K		K					3	0	0	0	1	3	1					
Walt Weiss, S OBP: 0.380, SLG: 0.374	K		F7		F7					3	0	0	0	1	1	2					
Mark Thompson, R OBP: 0.153, SLG: 0.190 Mike Munoz, L			FC1-6 1B		K		G5-3		K	3	0	1	0	0	1	0					
Darren Holmes, R John Vander Wal, L (9, PH) Larry Walker, L OBP: 0.342, SLG: 0.570										0	0	0	0	0	0	0					
<b>Inning Stats</b>	R: 0 E: 0 K: 0 S: 8	H: 1 LOB: 1 BB: 1 P: 15	R: 0 E: 0 K: 1 S: 12	H: 0 LOB: 1 BB: 1 P: 18	R: 2 E: 0 K: 1 S: 15	H: 3 LOB: 1 BB: 0 P: 23	R: 0 E: 0 K: 1 S: 7	H: 0 LOB: 0 BB: 0 P: 13	R: 2 E: 0 K: 2 S: 13	H: 2 LOB: 0 BB: 0 P: 20	R: 0 E: 0 K: 1 S: 10	H: 1 LOB: 1 BB: 0 P: 12	R: 1 E: 0 K: 0 S: 14	H: 1 LOB: 0 BB: 0 P: 20	R: 0 E: 0 K: 0 S: 7	H: 1 LOB: 0 BB: 0 P: 10	R: 0 E: 0 K: 2 S: 9	H: 0 LOB: 1 BB: 1 P: 17	1B: 5 2B: 3 3B: 0 HR: 2	SF: 0 SAC: 0 DP: 2 HBP: 0	WP: 0 PA: 37 PB: 0 SB: 1 CS: 0
<b>PITCHER</b>	IP	WLS	BF	H	R	ER	SO	BB	IBB	HBP	BLK	WP	HR	S	P	ERA	WHIP				
Joey Hamilton, R ERA: 4.17	5.0	L	22	6	4	4	5	2	0	0	0	0	1	55	89	7.20	1.600				
Willie Blair, R ERA: 4.5	2.0		8	2	1	1	1	0	0	0	0	0	1	24	32	4.50	1.000				
Dario Veras, R ERA: 3.2	2.0		7	1	0	0	2	1	0	0	0	0	0	16	27	0.00	1.000				

Batter	1	2	3	4	5	6	7	8	9	AB	R	H	RBI	BB	SO	LOB	BOTTOM				
Tony Gwynn, L OBP: 0.405, SLG: 0.449 Doug Dascenzo, S (9, FR)	1B G6-3 2B		CS BB		G4-3					4	1	3	0	1	0	0	<b>Colorado Rockies @ San Diego Padres</b> Jack Murphy Stadium, San Diego, CA Wed Sep 25 1996, 10:05 PM EDT Att: 32,706 - Unknown - 65 F  <b>AB 34</b> <b>R 3</b> <b>H 9</b> <b>RBI 3</b> <b>BB 4</b> <b>SO 3</b> <b>LOB 17</b>  				
Steve Finley, L OBP: 0.355, SLG: 0.532	S 1B		F9		G1-3		L8		G4-3	5	0	1	0	0	5						
Ken Caminiti, S OBP: 0.401, SLG: 0.615	K		CS		F7		F7			4	0	0	0	1	4						
Greg Vaughn, R OBP: 0.367, SLG: 0.546	G5-3									4	1	2	2	0	1						
Wally Joyner, L OBP: 0.381, SLG: 0.408	G6-3									3	0	0	0	1	2						
Chris Gomez, R OBP: 0.345, SLG: 0.331			L9							3	0	0	0	1	1						
Brian Johnson, R OBP: 0.303, SLG: 0.454			G3-1							4	0	0	0	0	2						
Jody Reed, R OBP: 0.325, SLG: 0.298			L5							3	1	2	0	1	0						
Joey Hamilton, R Chris Cowley, L Willie Blair, R Scott Livingstone, L Dario Veras, R Rickey Henderson, R			K							1	0	0	0	0	1						
<b>Inning Stats</b>	R: 1 E: 0 K: 1 S: 9	H: 2 LOB: 1 BB: 0 P: 13	R: 0 E: 0 K: 0 S: 7	H: 0 LOB: 0 BB: 0 P: 12	R: 0 E: 0 K: 1 S: 8	H: 0 LOB: 1 BB: 1 P: 14	R: 0 E: 0 K: 0 S: 6	H: 1 LOB: 2 BB: 1 P: 14	R: 0 E: 0 K: 0 S: 5	H: 1 LOB: 0 BB: 0 P: 7	R: 1 E: 0 K: 0 S: 9	H: 1 LOB: 1 BB: 1 P: 16	R: 1 E: 0 K: 0 S: 15	H: 3 LOB: 2 BB: 0 P: 21	R: 0 E: 0 K: 1 S: 7	H: 0 LOB: 0 BB: 0 P: 11		R: 0 E: 0 K: 0 S: 11	H: 1 LOB: 2 BB: 1 P: 16	1B: 5 2B: 3 3B: 0 HR: 1	SF: 0 SAC: 0 DP: 1 HBP: 0
<b>PITCHER</b>	IP	WLS	BF	H	R	ER	SO	BB	IBB	HBP	BLK	WP	HR	S	P	ERA	WHIP				
Mark Thompson, R ERA: 5.3	6.1	W	28	8	3	3	2	3	0	0	0	0	0	3	5	0.00	0.000				
Mike Munoz, L ERA: 6.75	0.1		1	0	0	0	0	0	0	0	0	0	0	3	5	0.00	0.000				
Darren Holmes, R ERA: 4.14 Bruce Ruffin, L ERA: 4.0	1.1	S	5	1	0	0	0	1	0	0	0	0	0	12	17	0.00	0.000				



Batter	1	2	3	4	5	6	7	8	9	10	AB	R	H	RBI	BB	SO	LOB	TOP			
<b>Tony Gwynn, L</b> OBP: 0.402, SLG: 0.446 (1, 9)	L4		E5		G3-6-3 1B		G6-3		FC6-4		5	0	1	0	0	0	2				
<b>Steve Finley, L</b> OBP: 0.354, SLG: 0.529 (1, 8)	L8		K		G3-6-3		P6			2B	5	1	1	0	0	1	4				
<b>Ken Caminiti, S</b> OBP: 0.406, SLG: 0.625 (1, 5)	BB							HR		1B	4	2	4	2	1	0	0				
<b>Greg Vaughn, R</b> OBP: 0.366, SLG: 0.542 (1, 7)	BB		G1-3		F3		F8		F7	2B	4	0	0	0	1	0	4				
<b>Wally Joyner, L</b> OBP: 0.379, SLG: 0.404 (1, 3)	G3				F7		F7		K	1B	4	1	0	0	1	1	2				
<b>Chris Gomez, R</b> OBP: 0.346, SLG: 0.330 (1, 6)		K		1B FC6-4		F8		G6-3		E7 1B	4	1	1	1	1	1	0				
<b>Brian Johnson, R</b> OBP: 0.301, SLG: 0.449 (1, 2)		F9		FC6-4 1B		F2				G6-3	5	0	1	0	0	1	1				
<b>Jody Reed, R</b> OBP: 0.326, SLG: 0.299 (1, 4)		F8		FC6-4 1B			G4-3				5	0	2	1	0	0	1				
<b>Scott Sanders, R</b> Scott Lippincott, L Doug Gentry, R Al Chavez, R Dario Veras, R Doug Bochtler, R Rocky Rodriguez, R Tim Worrell, R Trevor Hoffman, R			L1		K		G6-3 1B		K		2	0	0	0	0	0	1				
<b>Inning Stats</b>	R: 0 E: 0 K: 0 S: 3	H: 0 LOB: 2 BB: 2 P: 11	R: 0 E: 0 K: 1 S: 5	H: 0 LOB: 0 BB: 0 P: 5	R: 0 E: 1 K: 1 S: 7	H: 1 LOB: 2 BB: 1 P: 7	R: 1 E: 0 K: 1 S: 6	H: 1 LOB: 1 BB: 1 P: 10	R: 0 E: 0 K: 0 S: 3	H: 2 LOB: 1 BB: 0 P: 4	R: 0 E: 0 K: 0 S: 4	H: 1 LOB: 2 BB: 0 P: 4	R: 1 E: 0 K: 1 S: 6	H: 1 LOB: 0 BB: 0 P: 6	R: 0 E: 0 K: 2 S: 8	H: 1 LOB: 1 BB: 0 P: 8	R: 3 E: 1 K: 0 S: 6	H: 4 LOB: 2 BB: 1 P: 10	1B: 9 2B: 0 3B: 0 HR: 1	SF: 0 SAC: 0 DP: 1 HBP: 0	WP: 0 PA: 44
<b>PITCHER</b>	IP	WLS	BF	H	R	ER	SO	BB	IBB	HBP	BLK	WP	HR	S	P	ERA	WHIP				
<b>Ismael Valdez, R</b> ERA: 3.32 (1, 1)	7.1		31	6	2	2	3	3	0	0	0	0	0	34	46	2.46	1.227				
<b>Mark Guthrie, L</b> ERA: 2.23 (8, 1)	1.2		6	1	0	0	3	0	0	0	0	0	0	12	12	0.00	0.600				
<b>Antonio Osuna, R</b> ERA: 3.04 (10, 1)	1.0	L	7	4	3	3	0	1	0	0	0	0	0	6	10	27.00	5.000				

**San Diego Padres @ Los Angeles Dodgers**  
Dodger Stadium, Los Angeles, CA  
Fri Sep 27 1996, 7:05 PM PDT  
Att: 53,294 - Unknown

AB 40  
R 5  
H 11  
RBI 4  
BB 4  
SO 6  
LOB 16



Batter	1	2	3	4	5	6	7	8	9	10	AB	R	H	RBI	BB	SO	LOB	BOTTOM			
<b>Todd Hollandsworth, L</b> OBP: 0.351, SLG: 0.442 (1, 7)	F7		K		K		G3-1			G6-4-3 BB	4	0	0	0	1	2	0				
<b>Wayne Kirby, L</b> OBP: 0.336, SLG: 0.399 (1, 8)	G4-3									F7	2	0	1	0	1	0	0				
<b>Chad Curtis, R</b> OBP: 0.341, SLG: 0.378 (7, PH) (8, 8)			1B BB		2B		K				2	0	0	0	0	1	1				
<b>Mike Piazza, R</b> OBP: 0.422, SLG: 0.567 (1, 2)	K		K		K		G6-3			G6-4-3	5	0	0	0	0	3	3				
<b>Eric Karros, R</b> OBP: 0.319, SLG: 0.482 (1, 3)		2B FC5-2 1B					S 1B			K	4	1	3	0	0	1	0				
<b>Raul Mondesi, R</b> OBP: 0.335, SLG: 0.498 (1, 9)		FC5-2 SF7 2B					K			K	4	1	1	0	0	3	3				
<b>Tim Wallach, R</b> OBP: 0.301, SLG: 0.375 (1, 5)		FC5-2 1B			G5-3		1B CS			P3	4	0	1	1	0	0	2				
<b>Delino DeShields, L</b> OBP: 0.288, SLG: 0.299 (1, 4)		SF7			G6-3		S 1B			G4-3	3	0	1	1	0	0	0				
<b>Greg Gagne, R</b> OBP: 0.336, SLG: 0.368 (1, 6)					K					K	3	0	1	0	1	2	0				
<b>Ismael Valdez, R</b> OBP: 0.155, SLG: 0.157 (1, 1)					G5-3					G4-3	3	0	0	0	0	1	5				
<b>Mark Guthrie, R</b> ERA: 2.23 (8, 1)											0	0	0	0	0	0	0				
<b>Dave Clark, L</b> OBP: 0.367, SLG: 0.451 (9, PH) (10, 1)											1	0	0	0	0	0	0				
<b>Antonio Osuna, R</b> ERA: 3.1 (10, 1)											0	0	0	0	0	0	0				
<b>Inning Stats</b>	R: 0 E: 0 K: 1 S: 5	H: 0 LOB: 0 BB: 0 P: 5	R: 1 E: 0 K: 1 S: 8	H: 3 LOB: 2 BB: 0 P: 8	R: 0 E: 0 K: 3 S: 10	H: 1 LOB: 2 BB: 1 P: 14	R: 0 E: 0 K: 1 S: 5	H: 0 LOB: 0 BB: 0 P: 5	R: 0 E: 0 K: 2 S: 8	H: 1 LOB: 1 BB: 0 P: 8	R: 1 E: 0 K: 1 S: 7	H: 3 LOB: 2 BB: 1 P: 11	R: 0 E: 0 K: 1 S: 5	H: 0 LOB: 0 BB: 0 P: 5	R: 0 E: 0 K: 2 S: 7	H: 0 LOB: 0 BB: 0 P: 7	R: 0 E: 0 K: 0 S: 2	H: 0 LOB: 0 BB: 1 P: 6	1B: 6 2B: 2 3B: 0 HR: 0	SF: 1 SAC: 0 DP: 1 HBP: 0	WP: 0 PA: 39
<b>PITCHER</b>	IP	WLS	BF	H	R	ER	SO	BB	IBB	HBP	BLK	WP	HR	S	P	ERA	WHIP				
<b>Scott Sanders, R</b> ERA: 3.38 (1, 1)	6.0		27	8	2	2	9	1	1	0	0	0	0	43	51	3.00	1.500				
<b>Al Osuna, L</b> ERA: 2.25 (7, 1)	0.1		1	0	0	0	0	0	0	0	0	0	0	1	1	0.00	0.000				
<b>Dario Veras, R</b> ERA: 3.12 (7, 1)	0.2		2	0	0	0	1	0	0	0	0	0	0	4	4	0.00	0.000				
<b>Doug Bochtler, R</b> ERA: 3.06 (8, 1)	1.0		3	0	0	0	2	0	0	0	0	0	0	7	7	0.00	0.000				
<b>Tim Worrell, R</b> ERA: 3.1 (9, 1)	1.0	W	3	0	0	0	1	0	0	0	0	0	0	5	5	0.00	0.000				

**San Diego Padres @ Los Angeles Dodgers**  
Dodger Stadium, Los Angeles, CA  
Fri Sep 27 1996, 7:05 PM PDT  
Att: 53,294 - Unknown

AB 35  
R 2  
H 8  
RBI 2  
BB 3  
SO 13  
LOB 14



Batter	1	2	3	4	5	6	7	8	9	AB	R	H	RBI	BB	SO	LOB	TOP			
Rickey Henderson, R Doug Bochtler, R Trevor Hoffman, R	2-0 1B		3-1 L5		4-0 BB		2-1 P3	4-2 1B BB		3	0	1	0	2	0	0	San Diego Padres @ Los Angeles Dodgers Dodger Stadium, Los Angeles, CA Sat Sep 28 1996, 3:33 AM PDT Att: 52,977 - Sunny - 86 F			
Tony Gwynn, L	1-1 SAFE P5		2-2 G3-1		0-0 F9		1-1 E9 F8	2-1 1B FC4-6		5	0	2	2	0	0	2				
Steve Finley, L	1-3 SAFE K			4-0 CS E BB		2-1 HR	1-1 F8	1-0 FC4-6		4	1	1	1	1	1	4				
Ken Caminiti, S	1-1 G3			3-2 E4 CS		2-1 1B 2B	4-0 IBB		0-0 G3	4	1	1	0	1	0	2				
Wally Joyner, L		2-3 K		0-0 L9		2-0 2B 1B	0-3 SAFE K		0-1 L8	5	0	1	0	0	2	4				
Chris Gomez, R		3-1 WP 2B		2-2 SAFE 1-2 2-3 BB		1-1 2B		1-3 K	1-3 K	4	0	2	1	1	2	0				
Brian Johnson, R		2-3 K		0-0 G4-3		1-1 P4		0-0 G3-1		4	0	0	0	0	1	5				
Jody Reed, R		2-3 K			2-1 F9		2-3 K	3-1 BB 1B 1B		4	1	1	0	0	2	3				
Andy Ashby, R Scott Livingstone, L Tim Worrell, R Greg Vaughn, R			2-3 K		1-2 G5-3		2-3 K	1-0 BB 1B 1B		2	0	0	0	0	1	0				
<b>Inning Stats</b>	R: 0 E: 0 K: 1 S: 8	H: 1 LOB: 1 BB: 0 P: 14	R: 0 E: 0 K: 3 S: 12	H: 1 LOB: 1 BB: 0 P: 21	R: 0 E: 0 K: 1 S: 8	H: 0 LOB: 0 BB: 0 P: 15	R: 0 E: 1 K: 0 S: 7	H: 0 LOB: 2 BB: 2 P: 18	R: 0 E: 0 K: 0 S: 6	H: 4 LOB: 1 BB: 1 P: 13	R: 2 E: 0 K: 1 S: 16	H: 1 LOB: 2 BB: 1 P: 17	R: 2 E: 0 K: 1 S: 12	H: 3 LOB: 2 BB: 1 P: 24	R: 0 E: 0 K: 1 S: 6	H: 0 LOB: 0 BB: 0 P: 7	1B: 7 2B: 2 3B: 0 HR: 1	SF: 0 SAC: 0 DP: 0 HBP: 0	WP: 1 PB: 0 SB: 2 CS: 2	PA: 42
<b>PITCHER</b>	IP WLS BF H R ER SO	IP WLS BF H R ER SO	IP WLS BF H R ER SO	IP WLS BF H R ER SO	IP WLS BF H R ER SO	IP WLS BF H R ER SO	IP WLS BF H R ER SO	IP WLS BF H R ER SO	IP WLS BF H R ER SO	IP WLS BF H R ER SO	IP WLS BF H R ER SO	IP WLS BF H R ER SO	IP WLS BF H R ER SO	IP WLS BF H R ER SO	IP WLS BF H R ER SO	IP WLS BF H R ER SO	ERA WHIP	ERA WHIP		
Hideo Nomo, R Scott Radinsky, L 37 Darren Dreifort, R Mark Guthrie, L Antonio Osuna, R	(1, 1) ERA: 3.19	(7, 1) ERA: 2.44	(8, 1) ERA: 4.94	(8, 1) ERA: 2.22	(9, 1) ERA: 3.0															

Batter	1	2	3	4	5	6	7	8	9	AB	R	H	RBI	BB	SO	LOB	BOTTOM					
Wayne Kirby, L	1-1 P5		0-1 G4-3		3-2 G4-3			4-2 FC6-4 BB		3	0	0	0	1	0	0	San Diego Padres @ Los Angeles Dodgers Dodger Stadium, Los Angeles, CA Sat Sep 28 1996, 3:33 AM PDT Att: 52,977 - Sunny - 86 F					
Todd Hollandsworth, L	3-1 G4-3		0-1 S 1B			2-3 K		0-2 P5		4	1	1	0	0	1	1						
Mike Piazza, R	1-1 G1-3		3-2 1H 1B		4-1 FC6-4 BB		0-1 FC6-4			3	0	1	1	1	0	1						
Eric Karros, R		2-1 L9	1-2 F9		3-2 F8				1-1 2B	4	0	1	0	0	0	2						
Raul Mondesi, R		1-2 WP 1B 1B		0-0 F8		1-2 FC6-4			0-3 K	4	1	1	0	0	1	2						
Tim Lincecum, R		1-2 SAFE K		3-1 F8			1-1 G5-3		1-3 K	4	0	0	0	0	2	2						
Delino DeShields, L Billy Ashley, R Chad Fournier, S		0-1 3H 1B		1-0 E6 CS			2-2 G6-3		4-0 BB	3	0	1	1	0	0	0						
Greg Gagne, R Dave Hansen, L		1-1 SAFE G3		0-0 CS		2-0 P3		2-3 K	1-3 K	3	0	0	0	0	1	1						
Hideo Nomo, R Scott Radinsky, L 37 Darren Dreifort, R Mark Guthrie, R Dave Clark, L Antonio Osuna, R			0-3 K		0-3 K			0-1 P5		2	0	0	0	0	0	2						
<b>Inning Stats</b>	R: 0 E: 0 K: 0 S: 6	H: 0 LOB: 0 BB: 0 P: 11	R: 1 E: 0 K: 1 S: 13	H: 2 LOB: 1 BB: 0 P: 18	R: 1 E: 0 K: 1 S: 13	H: 2 LOB: 1 BB: 0 P: 17	R: 0 E: 0 K: 0 S: 5	H: 0 LOB: 0 BB: 0 P: 10	R: 0 E: 0 K: 1 S: 10	H: 0 LOB: 0 BB: 0 P: 16	R: 0 E: 0 K: 1 S: 15	H: 0 LOB: 1 BB: 1 P: 25	R: 0 E: 0 K: 1 S: 8	H: 0 LOB: 0 BB: 0 P: 13	R: 0 E: 0 K: 0 S: 10	H: 0 LOB: 1 BB: 1 P: 14	R: 0 E: 0 K: 3 S: 11	H: 1 LOB: 2 BB: 1 P: 18	1B: 4 2B: 1 3B: 0 HR: 0	SF: 0 SAC: 0 DP: 0 HBP: 0	WP: 2 PB: 0 SB: 1 CS: 1	PA: 36
<b>PITCHER</b>	IP WLS BF H R ER SO	IP WLS BF H R ER SO	IP WLS BF H R ER SO	IP WLS BF H R ER SO	IP WLS BF H R ER SO	IP WLS BF H R ER SO	IP WLS BF H R ER SO	IP WLS BF H R ER SO	IP WLS BF H R ER SO	IP WLS BF H R ER SO	IP WLS BF H R ER SO	IP WLS BF H R ER SO	IP WLS BF H R ER SO	IP WLS BF H R ER SO	IP WLS BF H R ER SO	IP WLS BF H R ER SO	ERA WHIP	ERA WHIP				
Andy Ashby, R Tim Worrell, R Doug Bochtler, R Trevor Hoffman, R	(1, 1) ERA: 3.23	(6, 1) ERA: 3.05	(8, 1) ERA: 3.02	(9, 1) ERA: 2.28																		



Batter	1	2	3	4	5	6	7	8	9	10	11	AB	R	H	RBI	BB	SO	LOB	TOP							
Tony Gwynn, L OBP: 0.400, SLG: 0.441 (1, 9)	L6		G6-3			G6-3		BB		G6-3		4	0	0	0	1	0	0								
Steve Finley, L OBP: 0.354, SLG: 0.531 (1, 8)	G3			G3		G4-3		BB			1B	5	1	2	0	0	0	0								
Ken Caminiti, S OBP: 0.408, SLG: 0.621 (1, 5)	K			F8				BB			1B	3	1	1	0	2	1	0								
Greg Vaughn, R OBP: 0.365, SLG: 0.539 Dario Veras, R (8, 1)		F9			G5-3	G4-3					1B	4	0	0	0	0	0	0	4							
Chris Gwynn, L OBP: 0.260, SLG: 0.256 Trevor Hoffman, R (11, 1)											2B	1	0	1	2	0	0	0								
Wally Joyner, L OBP: 0.377, SLG: 0.404 (1, 3)		2B									K2-3	5	0	2	0	0	3	1								
Chris Gomez, R OBP: 0.347, SLG: 0.333 (1, 6)											K	4	0	0	0	1	3	3								
Brian Johnson, R OBP: 0.290, SLG: 0.432 (1, 2)											F9	5	0	0	0	0	0	4								
Jody Reed, R OBP: 0.325, SLG: 0.297 (1, 4)											K	3	0	0	0	1	1	0								
Bob Tewksbury, R OBP: 0.074, SLG: 0.046 Scott Livingstone, L OBP: 0.351, SLG: 0.366 Doug Dascenzo, S OBP: 0.200, SLG: 0.111 Rickey Henderson, R OBP: 0.410, SLG: 0.344 (8, PH) (8, PR) (8, 7)											G6-3	2	0	0	0	0	1	2								
<b>Inning Stats</b>	R: 0 E: 0 K: 1 S: 8	H: 0 LOB: 0 BB: 0 P: 11	R: 0 E: 0 K: 1 S: 9	H: 1 LOB: 1 BB: 0 P: 16	R: 0 E: 0 K: 0 S: 4	H: 0 LOB: 0 BB: 0 P: 8	R: 0 E: 0 K: 0 S: 4	H: 0 LOB: 0 BB: 0 P: 7	R: 0 E: 0 K: 2 S: 11	H: 0 LOB: 2 BB: 2 P: 20	R: 0 E: 0 K: 0 S: 7	H: 1 LOB: 0 BB: 0 P: 8	R: 0 E: 0 K: 0 S: 12	H: 2 LOB: 3 BB: 2 P: 28	R: 0 E: 0 K: 1 S: 8	H: 0 LOB: 0 BB: 0 P: 11	R: 0 E: 0 K: 1 S: 7	H: 0 LOB: 0 BB: 0 P: 13	R: 2 E: 0 K: 2 S: 17	H: 3 LOB: 1 BB: 0 P: 26	1B: 5 2B: 2 3B: 0 HR: 0	SF: 0 SAC: 0 DP: 1 HBP: 0	WP: 0 PB: 0 SB: 0 CS: 0	PA: 43		
<b>PITCHER</b>	IP ERA WLS BF H R ER SO BB IBB HBP BLK WP HR S P ERA WHIP	<b>PITCHER</b>																			IP ERA WLS BF H R ER SO BB IBB HBP BLK WP HR S P ERA WHIP					
Ramon Martinez, R ERA: 3.42 (1, 1)	6.1	25	3	0	0	4	4	0	0	0	0	0	0	0	0	47	87	0.00	1.105							
Pedro Astacio, R ERA: 3.44 (2, 1)	0.2	3	1	0	0	0	0	1	0	0	0	0	0	0	7	15	0.00	1.500								
Scott Radinsky, L ERA: 2.41 (8, PH)	1.0	3	0	0	0	1	0	0	0	0	0	0	0	0	8	11	0.00	0.000								
Todd Worrell, R ERA: 3.03 (9, 1)	2.0	L	9	3	2	2	3	0	0	0	0	0	0	0	24	39	9.00	1.500								
Chan Ho Park, R ERA: 3.64 (10, 1)																										
<b>Inning Stats</b>	R: 0 E: 0 K: 0 S: 8	H: 0 LOB: 0 BB: 0 P: 12	R: 0 E: 0 K: 1 S: 8	H: 0 LOB: 0 BB: 0 P: 10	R: 0 E: 0 K: 0 S: 13	H: 1 LOB: 1 BB: 0 P: 18	R: 0 E: 0 K: 0 S: 4	H: 1 LOB: 1 BB: 0 P: 6	R: 0 E: 0 K: 1 S: 11	H: 1 LOB: 1 BB: 0 P: 14	R: 0 E: 0 K: 1 S: 8	H: 0 LOB: 0 BB: 0 P: 13	R: 0 E: 0 K: 2 S: 7	H: 0 LOB: 0 BB: 0 P: 12	R: 0 E: 0 K: 0 S: 7	H: 0 LOB: 1 BB: 1 P: 11	R: 0 E: 0 K: 1 S: 9	H: 0 LOB: 2 BB: 1 P: 16	R: 0 E: 0 K: 0 S: 8	H: 1 LOB: 1 BB: 0 P: 13	R: 0 E: 0 K: 1 S: 10	H: 0 LOB: 0 BB: 0 P: 15	1B: 4 2B: 0 3B: 0 HR: 0	SF: 0 SAC: 1 DP: 3 HBP: 0	WP: 0 PB: 0 SB: 0 CS: 0	PA: 37
<b>PITCHER</b>	IP ERA WLS BF H R ER SO BB IBB HBP BLK WP HR S P ERA WHIP	<b>PITCHER</b>																			IP ERA WLS BF H R ER SO BB IBB HBP BLK WP HR S P ERA WHIP					
Bob Tewksbury, R ERA: 4.31 (1, 1)	3.0	W	11	1	0	0	1	2	0	0	0	0	0	0	24	40	0.00	1.000								
Dario Veras, R ERA: 2.79 (8, 1)	1.0	S	3	0	0	0	1	0	0	0	0	0	0	0	10	15	0.00	0.000								
Trevor Hoffman, R ERA: 2.25 (11, 1)																										

San Diego Padres @ Los Angeles Dodgers  
Dodger Stadium, Los Angeles, CA

livebaseballscorecards.com



AB 38  
R 2  
H 7  
RBI 2  
BB 5  
SO 9  
LOB 14

San Diego Padres @ Los Angeles Dodgers  
Dodger Stadium, Los Angeles, CA

livebaseballscorecards.com



AB 34  
R 0  
H 4  
RBI 0  
BB 2  
SO 7  
LOB 13

Sun Sep 29 1996, 3:33 AM PDT  
Att: 53,270 - Sunny - 78 F

Batter	1	2	3	4	5	6	7	8	9	AB	R	H	RBI	BB	SO	LOB	TOP					
Rickey Henderson, R OBP: 0.600, SLG: 1.250	P5		P6			HR				4	1	2	1	1	0	0	<b>San Diego Padres @ St. Louis Cardinals</b> Busch Stadium, St. Louis, MO Tue Oct 01 1996, 3:33 AM CDT Att: 54,193 - Sunny - 80 F					
Tony Gwynn, L OBP: 0.400, SLG: 0.600	2B		G4-3			1B	P6		G1-3	5	0	2	0	0	0	4						
Steve Finley, L OBP: 0.500, SLG: 0.333	HBP			K			P8		1B	3	0	1	0	0	1	1						
Ken Caminiti, S	K			BB			K		K	3	0	0	0	1	3	4						
Wally Joyner, L OBP: 0.333, SLG: 0.333 Greg Vaughn, R Archi Cianfrocco, R	G4-3			L8			1B		P6	3	0	1	0	0	0	3						
Chris Gomez, R		G6-3		P3			K		K	4	0	0	0	0	2	4						
Brian Johnson, R		L8					F8		G4-3	4	0	0	0	0	1	0						
Jody Reed, R OBP: 0.250, SLG: 0.250		F8					G6-3		F9	4	0	1	0	0	0	0						
Joey Hamilton, R Scott Livingstone, L Willie Blair, R Chris Gwynn, L OBP: 1.000, SLG: 1.000			K				K		F8	2	0	0	0	0	2	0						
<b>Inning Stats</b>	R: 0 E: 0 K: 1 S: 8	H: 1 LOB: 2 BB: 0 P: 13	R: 0 E: 0 K: 0 S: 3	H: 0 LOB: 0 BB: 0 P: 5	R: 0 E: 0 K: 1 S: 6	H: 0 LOB: 0 BB: 0 P: 11	R: 0 E: 0 K: 1 S: 7	H: 0 LOB: 1 BB: 1 P: 16	R: 0 E: 0 K: 2 S: 8	H: 0 LOB: 0 BB: 0 P: 10	R: 1 E: 0 K: 2 S: 18	H: 3 LOB: 2 BB: 0 P: 32	R: 0 E: 0 K: 0 S: 9	H: 1 LOB: 2 BB: 1 P: 15	R: 0 E: 0 K: 2 S: 14	H: 1 LOB: 1 BB: 0 P: 18		R: 0 E: 0 K: 0 S: 13	H: 2 LOB: 2 BB: 0 P: 19	1B: 6 2B: 1 3B: 0 HR: 1	SF: 0 SAC: 0 DP: 0 HBP: 1	WP: 0 PB: 0 SB: 2 CS: 0
<b>PITCHER</b>	IP	WLS	BF	H	R	ER	SO	BB	IBB	HBP	BLK	WP	HR	S	P	ERA	WHIP					
Todd Stottlemyre, R ERA: 1.35	6.2	W	28	5	1	1	7	2	0	1	0	0	1	57	99	1.35	1.050					
Rick Honeycutt, L ERA:	0.2		3	1	0	0	1	0	0	0	0	0	0	9	11	0.00	1.500					
Dennis Eckersley, R ERA:	1.2	S	7	2	0	0	1	0	0	0	0	0	0	20	29	0.00	1.200					

Batter	1	2	3	4	5	6	7	8	9	AB	R	H	RBI	BB	SO	LOB	BOTTOM					
Royce Clayton, R OBP: 0.500, SLG: 0.333	G4-6-3 1B		L4							3	0	1	0	1	1	1	<b>San Diego Padres @ St. Louis Cardinals</b> Busch Stadium, St. Louis, MO Tue Oct 01 1996, 3:33 AM CDT Att: 54,193 - Sunny - 80 F					
Willie McGee, S	G4-6-3 1-2		G3-1				L6		K	4	0	0	0	0	1	3						
Ron Gant, R OBP: 0.750, SLG: 0.500	HR HBP		1B				G5-3		CS BB	2	1	1	0	1	0	0						
Brian Jordan, R OBP: 0.250, SLG: 0.250	HR 1B		L8				F8		K	4	1	1	0	0	1	2						
Gary Gaetti, R OBP: 0.333, SLG: 1.333	HR		L4				K			3	1	1	3	0	1	0						
John Mabry, L	P6		P6				G4-3			3	0	0	0	0	0	0						
Tom Pagnozzi, R			K				G6-3			3	0	0	0	0	2	0						
Luis Alicea, S OBP: 0.667, SLG: 1.333		L7					CS 2B			3	0	2	0	0	0	0						
Todd Stottlemyre, L Rick Honeycutt, L Dennis Eckersley, R		K					K2-6-2		K	2	0	0	0	0	2	1						
<b>Inning Stats</b>	R: 3 E: 0 K: 0 S: 13	H: 3 LOB: 0 BB: 0 P: 18	R: 0 E: 0 K: 2 S: 10	H: 0 LOB: 0 BB: 0 P: 13	R: 0 E: 0 K: 0 S: 11	H: 1 LOB: 1 BB: 0 P: 16	R: 0 E: 0 K: 1 S: 7	H: 0 LOB: 0 BB: 0 P: 11	R: 0 E: 0 K: 2 S: 9	H: 1 LOB: 1 BB: 0 P: 12	R: 0 E: 0 K: 1 S: 6	H: 0 LOB: 0 BB: 0 P: 9	R: 0 E: 0 K: 1 S: 8	H: 1 LOB: 1 BB: 0 P: 14	R: 0 E: 0 K: 2 S: 10	H: 0 LOB: 1 BB: 2 P: 20		R: 0 E: 0 K: 2 S: 10	H: 0 LOB: 1 BB: 2 P: 20	1B: 3 2B: 3 3B: 0 HR: 1	SF: 0 SAC: 0 DP: 2 HBP: 1	WP: 0 PB: 0 SB: 2 CS: 2
<b>PITCHER</b>	IP	WLS	BF	H	R	ER	SO	BB	IBB	HBP	BLK	WP	HR	S	P	ERA	WHIP					
Joey Hamilton, R ERA: 4.5	6.0	L	23	5	3	3	6	0	0	1	0	0	0	56	79	4.50	0.833					
Willie Blair, R ERA:	2.0		8	1	0	0	3	2	0	0	0	0	0	18	34	0.00	1.500					



Batter	1	2	3	4	5	6	7	8	9	AB	R	H	RBI	BB	SO	LOB	TOP							
<b>Rickey Henderson, R</b> OBP: 0.556, SLG: 0.857 (1, 7)										3	1	1	0	1	2	0	<b>San Diego Padres @ St. Louis Cardinals</b> Busch Stadium, St. Louis, MO Thu Oct 03 1996, 3:33 AM CDT Att: 56,752 - Sunny - 64 F							
<b>Tony Gwynn, L</b> OBP: 0.375, SLG: 0.500 (1, 9)										3	0	1	1	0	0									
<b>Steve Finley, L</b> OBP: 0.250, SLG: 0.143 (1, 8)										4	0	0	1	0	2									
<b>Ken Caminiti, S</b> OBP: 0.375, SLG: 0.667 (1, 5)										3	1	1	1	1	1									
<b>Wally Joyner, L</b> OBP: 0.143, SLG: 0.143 <b>Trevor Hoffman, R</b> (8, 1)										4	0	0	0	0	2									
<b>John Flaherty, R</b> (1, 2)										4	0	0	0	0	1									
<b>Chris Gomez, R</b> OBP: 0.125, SLG: 0.125 (1, 6)										4	0	1	0	0	1									
<b>Jody Reed, R</b> OBP: 0.143, SLG: 0.143 <b>Greg Vaughn, R</b> (9, PH)										3	0	0	0	0	1									
<b>Scott Sanders, R</b> <b>Dario Veras, R</b> <b>Chris Gwynn, L</b> <b>Tim Worrell, R</b> <b>Scott Livingstone, L</b> <b>Doug Bochtler, R</b> <b>Archi Cianfranco, R</b>										1	0	0	0	0	0									
<b>Inning Stats</b>	R: 0 H: 0 E: 0 K: 2 S: 9	H: 0 R: 0 ER: 0 LOB: 0 BB: 0 P: 14	R: 0 H: 0 E: 0 K: 2 S: 9	H: 0 R: 0 ER: 0 LOB: 0 BB: 0 P: 12	R: 0 H: 0 E: 0 K: 0 S: 8	H: 0 R: 0 ER: 0 LOB: 0 BB: 0 P: 12	R: 0 H: 0 E: 0 K: 2 S: 9	H: 0 R: 0 ER: 0 LOB: 0 BB: 0 P: 11	R: 1 H: 1 E: 0 K: 2 S: 10	H: 3 R: 0 ER: 0 LOB: 1 BB: 0 P: 15	R: 0 H: 1 E: 0 K: 0 S: 10	H: 1 R: 0 ER: 0 LOB: 1 BB: 0 P: 16	R: 1 H: 1 E: 0 K: 0 S: 8	H: 1 R: 0 ER: 0 LOB: 2 BB: 2 P: 20	R: 0 H: 0 E: 0 K: 1 S: 6	H: 0 R: 0 ER: 0 LOB: 0 BB: 0 P: 9		1B: 5 2B: 0 3B: 0 HR: 1	SF: 0 SAC: 1 DP: 0 HBP: 0	WP: 0 PB: 0 SB: 0 CS: 0	PA: 35			
<b>PITCHER</b>	IP	WLS	BF	H	R	ER	SO	BB	IBB	HBP	BLK	WP	HR	S	P	ERA	WHIP							
<b>Andy Benes, R</b> ERA: 5.14	7.0		28	6	4	4	9	1	0	0	0	0	1	71	108	5.14	1.000							
<b>Rick Honeycutt, L</b> ERA:	1.0	W	4	0	0	0	0	0	1	0	0	0	0	3	8	0.00	0.000							
<b>Dennis Eckersley, R</b> ERA:	1.0	S	3	0	0	0	1	0	0	0	0	0	0	6	9	0.00	0.000							

Batter	1	2	3	4	5	6	7	8	9	AB	R	H	RBI	BB	SO	LOB	BOTTOM							
<b>Ozzie Smith, S</b> OBP: 0.750, SLG: 0.500 (1, 6)										2	1	1	0	2	0	0	<b>San Diego Padres @ St. Louis Cardinals</b> Busch Stadium, St. Louis, MO Thu Oct 03 1996, 3:33 AM CDT Att: 56,752 - Sunny - 64 F							
<b>Willie McGee, S</b> OBP: 0.250, SLG: 0.143 (1, 8)										3	1	1	1	1	1									
<b>Ron Gant, R</b> OBP: 0.500, SLG: 0.500 (1, 7)										4	0	1	3	0	0	3								
<b>Brian Jordan, R</b> OBP: 0.250, SLG: 0.143 (1, 9)										3	1	0	0	1	2	4								
<b>Gary Gaetti, R</b> OBP: 0.143, SLG: 0.571 (1, 5)										4	0	0	0	0	0	2								
<b>John Mabry, L</b> (1, 3)										3	0	0	0	1	1	0								
<b>Tom Pagnozzi, R</b> OBP: 0.143, SLG: 0.143 (1, 2)										4	0	1	1	0	1	1								
<b>Luis Alica, S</b> OBP: 0.429, SLG: 0.667 <b>Dennis Eckersley, R</b> (9, 1)										3	1	0	0	1	1	2								
<b>Andy Benes, R</b> OBP: 0.500, SLG: 0.500 <b>Rick Honeycutt, L</b> <b>Mike Gallego, R</b>										2	1	1	0	0	1	1								
<b>Inning Stats</b>	R: 0 H: 0 E: 0 K: 2 S: 7	H: 0 R: 0 ER: 0 LOB: 1 BB: 1 P: 16	R: 0 H: 0 E: 0 K: 1 S: 5	H: 0 R: 0 ER: 0 LOB: 0 BB: 0 P: 6	R: 1 H: 1 E: 0 K: 0 S: 11	H: 1 R: 0 ER: 0 LOB: 2 BB: 2 P: 24	R: 0 H: 0 E: 0 K: 1 S: 7	H: 0 R: 0 ER: 0 LOB: 0 BB: 0 P: 12	R: 3 H: 3 E: 0 K: 1 S: 18	H: 3 R: 0 ER: 0 LOB: 1 BB: 1 P: 29	R: 0 H: 1 E: 0 K: 2 S: 12	H: 1 R: 0 ER: 0 LOB: 0 BB: 0 P: 16	R: 0 H: 0 E: 0 K: 0 S: 4	H: 0 R: 0 ER: 0 LOB: 0 BB: 2 P: 7	R: 1 H: 0 E: 0 K: 0 S: 7	H: 0 R: 0 ER: 0 LOB: 1 BB: 2 P: 21		1B: 4 2B: 1 3B: 0 HR: 0	SF: 0 SAC: 1 DP: 0 HBP: 0	WP: 1 PB: 0 SB: 0 CS: 0	PA: 35			
<b>PITCHER</b>	IP	WLS	BF	H	R	ER	SO	BB	IBB	HBP	BLK	WP	HR	S	P	ERA	WHIP							
<b>Scott Sanders, R</b> ERA: 8.31	4.1		20	3	4	4	4	4	0	0	0	0	0	9	12	0.00	1.500							
<b>Dario Veras, R</b> ERA:	0.2		3	1	0	0	1	0	0	0	0	0	0	9	12	0.00	1.500							
<b>Tim Worrell, R</b> ERA:	2.0		7	1	0	0	2	0	0	0	0	0	0	16	23	0.00	0.500							
<b>Doug Bochtler, R</b> ERA: 27.0	0.1	L	3	0	1	1	0	1	1	0	0	0	0	3	14	27.00	3.000							
<b>Trevor Hoffman, R</b> ERA:	0.2		2	0	0	0	0	0	0	0	0	1	0	4	7	0.00	0.000							



Batter	1	2	3	4	5	6	7	8	9	AB	R	H	RBI	BB	SO	LOB	TOP										
Royce Clayton, R OBP: 0.556, SLG: 0.333	4-1 1B BB		0-0 FC3-6 1B		2-1 E5 WP		4-1 G6-4-3 1B BB	2-1 G5-3		3	1	1	0	2	0	3											
Willie McGee, S OBP: 0.100, SLG: 0.100 Mark Sweeney, L OBP: 1.000, SLG: 1.000 Rick Honeycutt, L OBP: 0.000, SLG: 0.000 T.J. Mathews, R OBP: 0.000, SLG: 0.000 Ozzie Smith, S OBP: 0.000, SLG: 0.000 Dennis Eckersley, R OBP: 0.000, SLG: 0.000	1-3 K		0-0 FC3-6		1-0 F8		1-1 G6-4-3 1B	2-1 L7		3	0	0	0	0	1	3											
Ron Gant, R OBP: 0.538, SLG: 0.800	0-0 1B P3-2 1B		2-2 F8		1-0 HR		2-1 G6-4-3		4-2 HR BB	4	2	2	1	1	0	3											
Brian Jordan, R OBP: 0.385, SLG: 0.583	2-0 1B 2-H 2-H			1-1 G5-3		1-0 3B 1B		1-2 P8	3-2 HR	5	2	3	3	0	0	1											
Gary Gaetti, R OBP: 0.091, SLG: 0.364 Miguel Mejia, R (8, PR) Mike Gallego, R (8, 5)	1-0 P3-2			3-3 K		0-3 K		2-2 E5 BB SH1-4	1-3 K	4	0	0	0	0	2	3											
John Mabry, L OBP: 0.364, SLG: 0.500		0-1 G4-3		1-2 1B		2-0 1B 3B		0-0 SH1-4	0-0 1B	4	1	3	1	0	0	0											
Tom Pagnozzi, R OBP: 0.333, SLG: 0.273		2-2 G6-3		0-0 G5-3		1-0 FC3-6 1B		4-0 BB IBB	1-2 1B	4	0	2	1	1	0	1											
Luis Alicaia, S OBP: 0.250, SLG: 0.364		0-3 K		1-3 K		1-0 FC3-6 CS		1-2 F9	2-3 K	5	0	0	0	0	3	5											
Donovan Osborne, S (1, 1) Ray Lankford, L (5, PH) (5, 8)			1-1 G3		2-2 G4-3		2-2 CS	3-2 1B BB G6-4-3 1B	4-2 BB	1	0	0	0	0	0	0											
	R: 1 E: 0 K: 1 S: 8	H: 2 LOB: 1 BB: 1 P: 16	R: 0 E: 0 K: 1 S: 8	H: 0 LOB: 0 BB: 0 P: 10	R: 0 E: 0 K: 0 S: 7	H: 1 LOB: 1 BB: 0 P: 10	R: 0 E: 0 K: 1 S: 10	H: 0 LOB: 1 BB: 0 P: 15	R: 3 E: 0 K: 1 S: 11	H: 4 LOB: 0 BB: 0 P: 18	R: 1 E: 0 K: 0 S: 12	H: 2 LOB: 1 BB: 1 P: 23	R: 0 E: 1 K: 2 S: 11	H: 0 LOB: 3 BB: 2 P: 24	R: 2 E: 0 K: 2 S: 16	H: 3 LOB: 2 BB: 1 P: 28	1B: 10 2B: 1 3B: 1 HR: 2	SF: 0 SAC: 1 DP: 2 HBP: 0	WP: 1 PB: 0 SB: 1 CS: 1	PA: 45							
PITCHER	IP	WLS	BF	H	R	ER	SO	BB	IBB	HBP	BLK	WP	HR	S	P	ERA	WHIP										
Andy Ashby, R ERA: 6.75	5.1		24	7	4	4	5	1	0	0	0	1	1	49	77	6.75	1.500										
Tim Worrell, R ERA: 2.45	1.2		8	3	1	1	0	1	0	0	0	0	0	20	36	5.40	2.400										
Fernando Valenzuela, L ERA:	0.2		4	0	0	0	0	1	1	0	0	0	0	6	15	0.00	1.500										
Dario Veras, R ERA:	0.1		1	0	0	0	0	0	0	0	0	0	0	2	4	0.00	0.000										
Trevor Hoffman, R ERA: 10.8	1.0	L	7	3	2	2	2	1	0	0	0	0	1	16	28	18.00	4.000										

St. Louis Cardinals @ San Diego Padres  
Jack Murphy Stadium, San Diego, CA  
Sat Oct 05 1996, 10:05 PM EDT  
Att: 53,899 - Sunny - 70 F

AB 38  
R 7  
H 13  
RBI 6  
BB 5  
SO 7  
LOB 19



Batter	1	2	3	4	5	6	7	8	9	AB	R	H	RBI	BB	SO	LOB	BOTTOM										
Rickey Henderson, R OBP: 0.429, SLG: 0.583	2-1 F8	3-2 F9		1-3 K			3-2 P4		3-1 DI 1B	5	0	1	0	0	1	4											
Tony Gwynn, L OBP: 0.308, SLG: 0.385	2-2 K		1-0 G4-3	1-3 K			0-1 1B		0-2 L6	5	0	1	0	0	2	3											
Steve Finley, L OBP: 0.154, SLG: 0.083	1-1 G1-3		2-2 P7		2-2 G3		1-3 K		0-0 F8	5	0	0	0	0	1	2											
Ken Caminiti, S OBP: 0.417, SLG: 1.200		2-3 K	1-2 HR		1-1 L7			0-1 HR		4	2	2	2	0	1	0											
Archi Cianfranco, R OBP: 0.333, SLG: 0.333 Tim Worrell, R ERA: 2.45 Fernando Valenzuela, L ERA: Dario Veras, R Greg Vaughn, R John Flaherty, R		3-1 1B FC1 1B	3-2 F8		3-3 K			0-3 K		3	1	1	0	0	0	0											
Brian Johnson, R OBP: 0.375, SLG: 0.500 Luis Lopez, S (8, PR) Trevor Hoffman, R (9, 1)		2-1 FC1 2B 1B		1-2 1B 1B		1-1 F8		0-0 2B		4	2	3	0	0	0	0											
Chris Gomez, R OBP: 0.167, SLG: 0.167		0-2 FC1 2B 1B		0-1 SH5-4 1B 1B		2-2 G6-3		1-3 K		4	0	1	1	0	1	2											
Jody Reed, R OBP: 0.273, SLG: 0.364		2-2 2B		1-1 SH5-4 1B		1-0 G6-3		1-0 F9		4	0	2	2	0	0	1											
Andy Ashby, R Wally Joyner, L OBP: 0.111, SLG: 0.111		0-3 K		1-0 SH5-4			0-1 F8		1-2 F8	1	0	0	0	0	1	2											
	R: 0 E: 0 K: 1 S: 7	H: 0 LOB: 0 BB: 0 P: 12	R: 2 E: 0 K: 2 S: 22	H: 3 LOB: 2 BB: 0 P: 34	R: 1 E: 0 K: 0 S: 11	H: 1 LOB: 0 BB: 0 P: 18	R: 1 E: 0 K: 2 S: 14	H: 3 LOB: 0 BB: 0 P: 19	R: 0 E: 0 K: 1 S: 9	H: 0 LOB: 0 BB: 0 P: 15	R: 0 E: 0 K: 0 S: 6	H: 0 LOB: 0 BB: 0 P: 10	R: 0 E: 0 K: 1 S: 10	H: 1 LOB: 1 BB: 0 P: 14	R: 1 E: 0 K: 2 S: 10	H: 2 LOB: 1 BB: 0 P: 12	R: 0 E: 0 K: 0 S: 9	H: 1 LOB: 1 BB: 0 P: 13	1B: 7 2B: 2 3B: 0 HR: 2	SF: 0 SAC: 1 DP: 0 HBP: 0	WP: 0 PB: 0 SB: 0 CS: 0	PA: 39					
PITCHER	IP	WLS	BF	H	R	ER	SO	BB	IBB	HBP	BLK	WP	HR	S	P	ERA	WHIP										
Donovan Osborne, L ERA: 9.0	4.0		20	7	4	4	5	0	0	0	0	0	0	54	83	9.00	1.750										
Mark Peltkovsek, R ERA:	2.0		6	0	0	0	1	0	0	0	0	0	0	15	25	0.00	0.000										
Rick Honeycutt, L ERA: 3.98	1.0		5	2	1	1	1	0	0	0	0	0	1	12	16	9.00	2.000										
T.J. Mathews, R ERA:	1.0	W	4	1	0	0	2	0	0	0	0	0	0	8	10	0.00	1.000										
Dennis Eckersley, R ERA:	1.0	S	4	1	0	0	0	0	0	0	0	0	0	9	13	0.00	1.000										

St. Louis Cardinals @ San Diego Padres  
Jack Murphy Stadium, San Diego, CA  
Sat Oct 05 1996, 10:05 PM EDT  
Att: 53,899 - Sunny - 70 F

AB 38  
R 5  
H 11  
RBI 5  
BB 0  
SO 9  
LOB 14

