

San Diego Padres - 1997

Main table containing batter statistics, pitch counts, and play diagrams for each batter across 9 innings.

Inning Stats table with columns for R, H, E, K, S, P, WLS, BF, H, R, ER, SO, BB, IBB, HBP, BLK, WP, HR, S, P, ERA, WHIP.

PITCHER table with columns for IP, WLS, BF, H, R, ER, SO, BB, IBB, HBP, BLK, WP, HR, S, P, ERA, WHIP.

New York Mets @ San Diego Padres
Qualcomm Stadium, San Diego, CA
Tue Apr 01 1997, 6:33 AM EST
Att. 43,005 - Cloudy - 67 F

Summary statistics table: AB 35, R 5, H 9, RBI 5, BB 6, SO 11, LOB 21.



Batter	1	2	3	4	5	6	7	8	9	10	11	12	AB R H RBI BB SO LOB	TOP													
Lance Johnson, L OBP: 0.545, SLG: 0.286 (1, 8)	0-0 PB S SF5 1B		0-1 F7			4-2 HR BB		1-1 G4-3		4-1 S BB		4-2 1B BB	3 2 1 0 3 0 0														
John Olerud, L OBP: 0.545, SLG: 1.000 (1, 3)	1-3 K		3-2 F7			2-1 HR 1-H		2-0 F8		4-2 SAFE SAFE IBB		1-1 FC6-4 1B	5 1 2 3 1 1 1														
Bernard Gilkey, R OBP: 0.273, SLG: 0.200 Toby Borland, R (12, 1)	4-2 SF5 BB			0-0 G6-3		1-2 G5-3		1-2 F9		0-1 P5		FC6-4 1B	5 0 0 0 1 0 4 0 0 0 0 0 0 0														
Todd Hundley, S OBP: 0.300, SLG: 0.571 (1, 2)	0-2 SF5			2-2 F7		1-0 F9			3-2 G3		3-1 F9		4 0 0 1 0 0 0														
Carl Everett, S John Franco, L Steve Bieser, L Yorkis Perez, L Ricardo Jordan, L Andy Tomberlin, L (1, 9) (8, 1) (11, PH) (11, 1) (11, 1) (12, 7)	2-0 G3-1			0-0 F8		3-2 G3			3-0 F7		1-3 K		4 0 0 0 0 0 0 1 0 0 0 0 0 0 0 0 1 0 0 0 0 0 1 0														
Carlos Baerga, S OBP: 0.250, SLG: 0.143 Manny Alexander, R OBP: 0.500, SLG: 0.500 (1, 4) (7, 4)		1-1 G3			2-0 G3		1-0 G4-3		1-2 S 1B		0-1 F9		3 0 0 0 0 0 0 2 0 1 0 0 0 0														
Edgardo Alfonso, R OBP: 0.500, SLG: 1.000 (1, 5)		2-2 F7			4-2 BB		1-2 HR		2-3 K			4-0 G4-3 SH3-4 1B BB	3 2 1 1 2 1 1	AB 39 R 5 H 5 RBI 5 BB 7 SO 4 LOB 10													
Rey Ordonez, R OBP: 0.250, SLG: 0.250 (1, 6)		0-0 F9			1-1 L5		0-1 G4-3			0-2 F9		1-0 SH3-4	4 0 0 0 0 0 1														
Mark Clark, R Greg McMichael, R Alex Ochoa, R (1, 1) (7, 1) (9, 9)			0-0 F9		0-3 K		2-2 F9			1-2 L3		0-1 G4-3	3 0 0 0 0 1 1 0 0 0 0 0 0 0 2 0 0 0 0 0 1														
Inning Stats	R: 1 E: 0 K: 1 S: 12	H: 1 LOB: 1 BB: 1 P: 19	R: 0 E: 0 K: 0 S: 6	H: 0 LOB: 0 BB: 0 P: 9	R: 0 E: 0 K: 0 S: 7	H: 0 LOB: 0 BB: 0 P: 10	R: 0 E: 0 K: 0 S: 9	H: 0 LOB: 1 BB: 1 P: 15	R: 0 E: 0 K: 0 S: 12	H: 1 LOB: 0 BB: 1 P: 23	R: 1 E: 0 K: 0 S: 9	H: 1 LOB: 0 BB: 0 P: 13	R: 0 E: 0 K: 0 S: 6	H: 0 LOB: 0 BB: 0 P: 10	R: 0 E: 0 K: 1 S: 13	H: 1 LOB: 1 BB: 0 P: 21	R: 0 E: 0 K: 0 S: 14	H: 0 LOB: 2 BB: 2 P: 23	R: 0 E: 0 K: 1 S: 8	H: 0 LOB: 0 BB: 0 P: 12	R: 1 E: 0 K: 0 S: 8	H: 1 LOB: 2 BB: 2 P: 19	1B: 3 2B: 0 3B: 0 HR: 2	SF: 1 SAC: 1 DP: 0 HBP: 0	WP: 0 PA: 48 PB: 1 SB: 3 CS: 0		
PITCHER	IP WLS BF H R ER SO BB IBB HBP BLK WP HR S P ERA WHIP	IP WLS BF H R ER SO BB IBB HBP BLK WP HR S P ERA WHIP	IP WLS BF H R ER SO BB IBB HBP BLK WP HR S P ERA WHIP	IP WLS BF H R ER SO BB IBB HBP BLK WP HR S P ERA WHIP	IP WLS BF H R ER SO BB IBB HBP BLK WP HR S P ERA WHIP	IP WLS BF H R ER SO BB IBB HBP BLK WP HR S P ERA WHIP	IP WLS BF H R ER SO BB IBB HBP BLK WP HR S P ERA WHIP	IP WLS BF H R ER SO BB IBB HBP BLK WP HR S P ERA WHIP	IP WLS BF H R ER SO BB IBB HBP BLK WP HR S P ERA WHIP	IP WLS BF H R ER SO BB IBB HBP BLK WP HR S P ERA WHIP	IP WLS BF H R ER SO BB IBB HBP BLK WP HR S P ERA WHIP	IP WLS BF H R ER SO BB IBB HBP BLK WP HR S P ERA WHIP	IP WLS BF H R ER SO BB IBB HBP BLK WP HR S P ERA WHIP	IP WLS BF H R ER SO BB IBB HBP BLK WP HR S P ERA WHIP	IP WLS BF H R ER SO BB IBB HBP BLK WP HR S P ERA WHIP	IP WLS BF H R ER SO BB IBB HBP BLK WP HR S P ERA WHIP	IP WLS BF H R ER SO BB IBB HBP BLK WP HR S P ERA WHIP	IP WLS BF H R ER SO BB IBB HBP BLK WP HR S P ERA WHIP	IP WLS BF H R ER SO BB IBB HBP BLK WP HR S P ERA WHIP	IP WLS BF H R ER SO BB IBB HBP BLK WP HR S P ERA WHIP	IP WLS BF H R ER SO BB IBB HBP BLK WP HR S P ERA WHIP	IP WLS BF H R ER SO BB IBB HBP BLK WP HR S P ERA WHIP	IP WLS BF H R ER SO BB IBB HBP BLK WP HR S P ERA WHIP	IP WLS BF H R ER SO BB IBB HBP BLK WP HR S P ERA WHIP	IP WLS BF H R ER SO BB IBB HBP BLK WP HR S P ERA WHIP	IP WLS BF H R ER SO BB IBB HBP BLK WP HR S P ERA WHIP	IP WLS BF H R ER SO BB IBB HBP BLK WP HR S P ERA WHIP

New York Mets @ San Diego Padres
Qualcomm Stadium, San Diego, CA
Wed Apr 02 1997, 10:05 PM EST
Att. 16,465 - Unknown - 65 F

livebaseballscorecards.com



Batter	1	2	3	4	5	6	7	8	9	10	11	12
Quilvio Veras, S OBP: 0.400, SLG: 0.625 Sean Bergman, R (12, 1)	G4-3		G3				FC4-6 1B E		SH1-4		FC6-5	
Tony Gwynn, L OBP: 0.455, SLG: 0.455 (1, 9)	K			G3	F8		E5 G4-3 1B				F8	
Steve Finley, L OBP: 0.364, SLG: 0.444 (1, 8)	P6			HR		1B BB	G4-3 BB		F9		G3	
Ken Caminiti, S OBP: 0.364, SLG: 0.600 (1, 5)		F7			HR	G4-3 BB 1B	G4-3		F7			PB SF9 BB
Greg Vaughn, R OBP: 0.375, SLG: 0.398 Sterling Hitchcock, L Dario Veras, R Trevor Hoffman, R Don Slaught, R Doug Bochtler, R Archi Cianfrocco, R OBP: 1.000, SLG: 1.000 (12, 4)	G5-3					P3	K			K		SF9 PB 1B
Wally Joyner, L OBP: 0.500, SLG: 0.625 (1, 3)				G3				L3-6 2B		G4-3		SF9
John Flaherty, R (1, 2)												
Chris Gomez, R OBP: 0.400, SLG: 0.667 (1, 6)												
Andy Ashby, R (1, 1) Rickey Henderson, R OBP: 1.000, SLG: 4.000 (8, 7)												

Inning Stats	R: 0	H: 0	E: 0	K: 1	S: 12	LOB: 0	BB: 0	P: 18	R: 0	H: 1	E: 0	K: 0	S: 9	LOB: 1	BB: 0	P: 16	R: 0	H: 0	E: 0	K: 0	S: 6	LOB: 0	BB: 0	P: 9	R: 2	H: 3	E: 0	K: 0	S: 7	LOB: 1	BB: 0	P: 10	R: 0	H: 1	E: 0	K: 1	S: 10	LOB: 1	BB: 0	P: 14	R: 0	H: 1	E: 0	K: 1	S: 12	LOB: 3	BB: 2	P: 26	R: 1	H: 1	E: 1	K: 1	S: 17	LOB: 2	BB: 2	P: 32	R: 0	H: 1	E: 0	K: 0	S: 4	LOB: 0	BB: 0	P: 5	R: 1	H: 1	E: 0	K: 0	S: 9	LOB: 1	BB: 1	P: 14	R: 0	H: 0	E: 0	K: 1	S: 8	LOB: 0	BB: 0	P: 12	R: 0	H: 1	E: 0	K: 0	S: 6	LOB: 2	BB: 1	P: 13	R: 2	H: 2	E: 0	K: 0	S: 7	LOB: 1	BB: 1	P: 16	1B: 9	SF: 1	2B: 3	SAC: 1	3B: 0	DP: 1	HR: 1	HBP: 0
--------------	------	------	------	------	-------	--------	-------	-------	------	------	------	------	------	--------	-------	-------	------	------	------	------	------	--------	-------	------	------	------	------	------	------	--------	-------	-------	------	------	------	------	-------	--------	-------	-------	------	------	------	------	-------	--------	-------	-------	------	------	------	------	-------	--------	-------	-------	------	------	------	------	------	--------	-------	------	------	------	------	------	------	--------	-------	-------	------	------	------	------	------	--------	-------	-------	------	------	------	------	------	--------	-------	-------	------	------	------	------	------	--------	-------	-------	-------	-------	-------	--------	-------	-------	-------	--------

PITCHER	IP	WLS	BF	H	R	ER	SO	BB	IBB	HBP	BLK	WP	HR	S	P	ERA	WHIP
Mark Clark, R ERA: 4.26	6.1		29	7	3	3	3	3	0	0	0	0	1	62	105	4.26	1.579
Greg McMichael, R ERA:	1.2		6	1	0	0	1	1	0	0	0	0	0	15	25	0.00	1.200
John Franco, L ERA: 4.5	2.0		8	1	1	1	1	1	0	0	0	0	0	17	26	4.50	1.000
Yorkis Perez, L ERA: 54.0	0.0		2	1	0	0	0	1	0	0	0	0	0	1	5	∞	∞
Ricardo Jordan, L ERA: 7.71	1.1	L	6	1	2	1	0	1	0	0	0	0	0	8	18	6.75	1.500

AB	R	H	RBI	BB	SO	LOB
5	1	1	0	0	0	3
0	0	0	0	0	0	0
6	0	2	1	0	1	3
4	1	1	0	2	0	3
5	2	2	2	1	0	3
4	0	1	0	0	1	4
0	0	0	0	0	0	0
0	0	0	0	0	0	0
1	0	0	0	0	1	0
1	1	1	0	0	0	0
4	0	2	1	1	0	1
6	0	0	0	0	0	7
6	0	2	1	0	1	4
2	0	0	0	0	1	0
0	1	0	0	3	0	0

AB	R	H	RBI	BB	SO	LOB
44	6	12	5	7	5	28

BOTTOM

New York Mets @ San Diego Padres
Qualcomm Stadium, San Diego, CA
Wed Apr 02 1997, 10:05 PM EST
Att: 16,465 - Unknown - 65 F

livebaseballscorecards.com

AB	R	H	RBI	BB	SO	LOB
44	6	12	5	7	5	28



WP	PA
0	53

BOTTOM

New York Mets @ San Diego Padres
Qualcomm Stadium, San Diego, CA

Thu Apr 03 1997, 6:33 AM EST
Att: 21,611 - Overcast - 63 F

AB	33
R	1
H	7
RBI	1
BB	1
SO	5
LOB	12



WP	1	PA	35
PB	1		
SB	0		
CS	0		

AB R H RBI BB SO LOB

3	1	1	0	1	0	2
4	0	1	0	0	1	2
4	0	1	1	0	1	1
4	0	0	0	0	1	2
4	0	0	0	0	0	1
4	0	2	0	0	0	0
4	0	0	0	0	1	2
4	0	2	0	0	0	1
0	0	0	0	0	0	0
1	0	0	0	0	0	0
0	0	0	0	0	0	0
1	0	0	0	0	1	1
0	0	0	0	0	0	0

Batter	1	2	3	4	5	6	7	8	9
Quilvio Veras, S OBP: 0.429, SLG: 0.545 (1, 4)	4-1 WP G4-3 2B BB	2-2 F7			1-1 PB 1B			1-0 G1-3	
Tony Gwynn, L OBP: 0.400, SLG: 0.400 (1, 9)	2-1 G4-3		1-2 K		2-2 L8			0-1 1B	
Steve Finley, L OBP: 0.333, SLG: 0.462 (1, 8)	1-0 2-H 2B		2-2 G3		0-3 K			1-1 P6	
Ken Caminiti, S OBP: 0.267, SLG: 0.429 (1, 5)	3-3 K		1-2 G6-3		2-2 L4			0-1 G4-3	
Greg Vaughn, R OBP: 0.250, SLG: 0.182 (1, 7)	2-2 G5-3			1-0 F7	3-2 F8			3-1 F8	
Wally Joyner, L OBP: 0.500, SLG: 0.667 (1, 3)		1-1 SH1-4 1B		1-1 F7	0-0 F9			3-2 2B	
Chris Gomez, R OBP: 0.286, SLG: 0.462 (1, 6)		1-3 K		3-1 G3	0-2 G1-3			1-1 G4-3	
Carlos Hernandez, R OBP: 0.500, SLG: 0.500 (1, 2)		1 SAFE 0-2 SH1-4 1B			1-0 G2-3			1-1 L7	
Fernando Valenzuela, L Don Slaught, R Will Cunnane, R Rickey Henderson, R Sean Bergman, R (1, 1) (5, PH) (6, 1) (7, PH) (8, 1)		0-1 SH1-4			0-1 G1-3			2-3 K	

Inning Stats	R: 1	H: 1	E: 0	K: 1	S: 11	H: 2	LOB: 2	BB: 0	P: 18	R: 0	H: 0	E: 0	K: 1	S: 9	H: 0	LOB: 0	BB: 0	P: 13	R: 0	H: 0	E: 0	K: 0	S: 5	H: 1	LOB: 1	BB: 0	P: 12	R: 0	H: 0	E: 0	K: 1	S: 10	H: 0	LOB: 0	BB: 0	P: 15	R: 0	H: 1	LOB: 1	BB: 0	P: 13	R: 0	H: 1	LOB: 1	BB: 0	P: 9	R: 0	H: 1	LOB: 1	BB: 0	P: 18	1B: 5	SF: 0	2B: 2	SAC: 1	3B: 0	DP: 0	HR: 0	HBP: 0	WP: 1	PA: 35
PITCHER	IP	WLS	BF	H	R	ER	SO	BB	IBB	HBP	BLK	WP	HR	S	P	ERA	WHIP																																												
Bobby Jones, R ERA: 1.13 (1, 1)	8.0	W	31	6	1	1	5	1	0	0	0	1	0	73	113	1.12	0.875																																												
John Franco, L ERA: 3.0 (9, 1)	1.0	S	4	1	0	0	0	0	0	0	0	0	0	10	18	0.00	1.000																																												

Batter	1	2	3	4	5	6	7	8	9	AB R H RBI BB SO LOB	TOP											
Mickey Morandini, L (1, 4) OBP: 0.333, SLG: 0.200	1-1 F8			2-2 F8		1-2 G6-3		0-2 FC5 1B	3-1 G4-6-3	5 0 1 0 0 0 2												
Kevin Stocker, S (1, 6) OBP: 0.529, SLG: 0.625	0-0 G4-3			2-1 G1-3		2-1 BLK 1B		1-1 FC5 1B		4 0 2 0 0 0 0												
Gregg Jefferies, S (1, 7) OBP: 0.353, SLG: 0.357	1-0 F7			4-0 BB		2-2 F8		1-2 FC5		3 0 0 0 1 0 3												
Derrick May, L (1, 9) OBP: 0.091, SLG: 0.182		2-0 F8		1-0 G4-3		0-0 G4-3		2-3 K		4 0 0 0 0 1 4												
Rico Brogna, L (1, 3) OBP: 0.231, SLG: 0.545		1-1 G4-3			2-0 HR		4-1 1B BB	0-0 G4-3		3 1 1 1 1 0 2												
Scott Rolen, R (1, 5) OBP: 0.235, SLG: 0.188		1-1 F8			0-1 F9		0-1 G1-3 1B	1-0 F8		4 0 1 0 0 0 0												
Mike Lieberthal, R (1, 2) OBP: 0.250, SLG: 1.000			2-1 F8		3-1 HR		0-1 G1-3	0-2 HR		4 2 2 2 0 0 2												
Rex Hudler, R (1, 8)			2-0 F9		0-3 K		1-0 G5-3	0-3 K BB		4 0 0 0 0 2 2												
Bobby Munoz, R (1, 1) Kevin Sefcik, R (5, PH) Ron Blazier, R (5, 1) Darren Daulton, L (7, PH) Scott Ruffcorn, R (7, 1) Jerry Spradlin, S (7, 1) Ruben Amaro Jr, S (9, PH)			1-2 F8		0-3 K		0-1 G1-3	4-2 G4-6-3 BB		1 0 0 0 0 0 0 1 0 0 0 0 1 0 0 0 0 0 0 0 0 1 0 0 0 0 0 2 0 1 0 0												
Inning Stats	R: 0 E: 0 K: 0 S: 4	H: 0 LOB: 0 BB: 0 P: 6	R: 0 E: 0 K: 0 S: 5	H: 0 LOB: 0 BB: 0 P: 9	R: 0 E: 0 K: 0 S: 7	H: 0 LOB: 0 BB: 0 P: 12	R: 0 E: 0 K: 0 S: 6	H: 0 LOB: 1 BB: 1 P: 15	R: 2 E: 0 K: 2 S: 11	H: 2 LOB: 0 BB: 0 P: 16	R: 0 E: 0 K: 0 S: 10	H: 1 LOB: 1 BB: 0 P: 15	R: 0 E: 0 K: 0 S: 8	H: 1 LOB: 2 BB: 1 P: 13	R: 0 E: 0 K: 1 S: 13	H: 2 LOB: 2 BB: 0 P: 17	R: 1 E: 0 K: 1 S: 13	H: 1 LOB: 1 BB: 1 P: 21	1B: 4 2B: 0 3B: 0 HR: 3	SF: 0 SAC: 0 DP: 1 HBP: 0	WP: 1 PB: 0 SB: 0 CS: 0	PA: 37
PITCHER	IP WLS BF H R ER SO BB IBB HBP BLK WP HR S P ERA WHIP																					
Tim Worrell, R (1, 1) ERA: 2.57	7.0 W 27 4 2 2 2 2 0 0 0 1 0 2 51 86 2.57 0.857																					
Tim Scott, R (8, 1) ERA:	1.0 5 2 0 0 1 0 0 0 0 0 0 0 13 17 0.00 2.000																					
Trevor Hoffman, R (9, 1) ERA: 6.75	1.0 5 1 1 1 1 1 0 0 0 1 1 13 21 9.00 2.000																					

Philadelphia Phillies @ San Diego Padres
Qualcomm Stadium, San Diego, CA
Fri Apr 04 1997, 10:05 PM EST
Att. 20,903 - Unknown - 61 F

AB	34
R	3
H	7
RBI	3
BB	3
SO	4
LOB	17



Batter	1	2	3	4	5	6	7	8	9
Rickey Henderson, R (1, 8) OBP: 0.727, SLG: 1.200	3-3 K		4-0 1B 2B BB	2-2 G5-3		3-1 SF9 2B	4-1 2B BB		
Quilvio Veras, S (1, 4) OBP: 0.421, SLG: 0.467	2-2 G6-3		2-0 2B 1B	4-1 BB		1-1 L3	1-2 F9		
Tony Gwynn, L (1, 9) Chris Jones, R (7, PH) OBP: 1.000, SLG: 2.000	0-1 L4		0-0 SF7	2-0 G4-3		0-1 SF9	2-2 2B		
Ken Caminiti, S (1, 5) Tim Scott, R (8, 1) Trevor Hoffman, R (9, 1)		1-2 L4	0-1 1B 2B		2-0 P5	3-3 K	0-0 F8		
Greg Vaughn, R (1, 7)		2-2 E6 FC4-6	4-2 1B BB		1-1 HR		1-2 HR	0-0 F8	
Wally Joyner, L (1, 3) Archi Cianfrocco, R (8, 3)		1 SAFE 2-0 FC4-6	1-2 1B 1B		0-2 HR		2-3 K	1-3 K	
John Flaherty, R (1, 2) Don Slaught, R (8, 2)		2-0 P6	0-1 1B		2-1 L3		1-0 E 2B 1B	0-0 F9	
Chris Gomez, R (1, 6) OBP: 0.222, SLG: 0.353			G2-3 K		0-3 K		0-2 E1 2B		
Tim Worrell, R (1, 1) Scott Livingstone, L (7, PH) OBP: 1.000, SLG: 2.000			2-1 1B BB SF7 1B	2-0 L8		3-2 2B SF9 1B	3-2 2B		

Inning Stats	R: 0 E: 0 K: 1 S: 8	H: 0 LOB: 0 BB: 0 P: 13	R: 0 E: 1 K: 0 S: 8	H: 0 LOB: 1 BB: 0 P: 15	R: 5 E: 0 K: 1 S: 17	H: 5 LOB: 2 BB: 2 P: 34	R: 0 E: 0 K: 0 S: 7	H: 0 LOB: 1 BB: 1 P: 17	R: 2 E: 0 K: 1 S: 12	H: 2 LOB: 0 BB: 0 P: 17	R: 1 E: 0 K: 1 S: 13	H: 2 LOB: 1 BB: 0 P: 23	R: 5 E: 1 K: 1 S: 24	H: 4 LOB: 1 BB: 1 P: 38	R: 0 E: 0 K: 1 S: 5	H: 0 LOB: 0 BB: 0 P: 6
--------------	------------------------------	----------------------------------	------------------------------	----------------------------------	-------------------------------	----------------------------------	------------------------------	----------------------------------	-------------------------------	----------------------------------	-------------------------------	----------------------------------	-------------------------------	----------------------------------	------------------------------	---------------------------------

PITCHER															PITCHER																		
IP	WLS	BF	H	R	ER	SO	BB	IBB	HBP	BLK	WP	HR	S	P	ERA	WHIP	IP	WLS	BF	H	R	ER	SO	BB	IBB	HBP	BLK	WP	HR	S	P	ERA	WHIP
Bobby Munoz, R (1, 1) ERA: 11.25	4.0	L	21	5	5	5	2	3	0	0	0	0	40	79	11.25	2.000																	
Ron Blazier, R (5, 1) ERA: 9.0	2.0		10	4	3	3	2	0	0	0	0	2	25	40	13.50	2.000																	
Scott Ruffcorn, R (7, 1) ERA: 4.91	0.2		8	4	5	2	1	1	0	0	0	0	23	37	27.00	7.500																	
Jerry Spradlin, R (7, 1) ERA:	1.1		4	0	0	0	1	0	0	0	0	0	6	7	0.00	0.000																	

BOTTOM


Philadelphia Phillies @ San Diego Padres
Qualcomm Stadium, San Diego, CA

Fri Apr 04 1997, 10:05 PM EST
Att: 20,903 - Unknown - 61 F

AB	R	H	RBI	BB	SO	LOB
3	2	1	0	2	1	0
4	1	1	0	1	0	4
2	0	0	2	0	0	1
1	0	1	2	0	0	0
5	1	1	2	0	1	2
0	0	0	0	0	0	0
0	0	0	0	0	0	0
4	3	2	2	1	0	0
4	1	2	2	0	1	1
1	0	0	0	0	1	0
4	1	2	1	0	0	1
1	0	0	0	0	0	0
4	1	0	0	0	2	3
3	2	2	0	0	0	0
1	1	1	2	0	0	0

AB	37
R	13
H	13
RBI	13
BB	4
SO	6
LOB	12

WP: 0 PA: 43
PB: 0
SB: 0
CS: 0



livebaseballscores.com

Batter	1	2	3	4	5	6	7	8	9	AB R H RBI BB SO LOB	TOP
Rex Hudler, R (1, 4) Ruben Amaro Jr, S (9, PH)	0-1 G6-3			0-2 F9		2-2 P6			1-3 K	3 0 0 0 0 0 0 1 0 0 0 0 1 0	Philadelphia Phillies @ San Diego Padres Qualcomm Stadium, San Diego, CA Sat Apr 05 1997, 10:05 PM EST Att. 44,807 - Unknown - 60 F
Kevin Stocker, S (1, 6) OBP: 0.429, SLG: 0.500	1-3 K			1-2 G4-3		0-0 P3			1-3 K	4 0 0 0 0 2 0	
Gregg Jefferies, S (1, 7) OBP: 0.300, SLG: 0.294	2-1 G6-3			2-0 G5-3			0-0 F8			3 0 0 0 0 0 0	
Danny Tartabull, R (1, 9)		1-3 K			4-1 2B G6-3 BB		1-3 K			2 1 0 0 1 2 0	
Rico Brogna, L (1, 3) OBP: 0.250, SLG: 0.571		0-2 F8			1-0 2B		2-2 G1-3			3 0 1 0 0 0 0	
Scott Rolen, R (1, 5) OBP: 0.200, SLG: 0.158		1-0 G6-3			1-2 G6-3		0-2 G3			3 0 0 1 0 0 1	
Mike Lieberthal, R (1, 2) OBP: 0.200, SLG: 0.800			0-0 F8		0-0 G1-3		2-2 F9			3 0 0 0 0 0 1	
Wendell Magee, R (1, 8) OBP: 0.200, SLG: 0.143			1-1 G4-3		1-3 K		0-3 K			3 0 0 0 0 2 1	
Mike Mims, L (8, PH) Kevin Sefcik, R (8, PH) Reggie Harris, R (8, 1) Erik Plantenberg, R (8, 1) Jerry Spradlin, S (8, 1) Mickey Morandini, L (8, PH)			2-1 G3		3-2 P2			2-3 K		1 0 0 0 0 0 0 1 0 1 0 0 0 0 1 0	
Inning Stats	R: 0 H: 0 E: 0 LOB: 0 K: 1 BB: 0 S: 7 P: 10	R: 0 H: 0 E: 0 LOB: 0 K: 1 BB: 0 S: 7 P: 9	R: 0 H: 0 E: 0 LOB: 0 K: 0 BB: 0 S: 5 P: 8	R: 0 H: 0 E: 0 LOB: 0 K: 0 BB: 0 S: 7 P: 10	R: 1 H: 1 E: 0 LOB: 1 K: 1 BB: 1 S: 9 P: 16	R: 0 H: 0 E: 0 LOB: 0 K: 0 BB: 0 S: 10 P: 15	R: 0 H: 0 E: 0 LOB: 0 K: 1 BB: 0 S: 7 P: 10	R: 0 H: 0 E: 0 LOB: 0 K: 1 BB: 0 S: 10 P: 12	R: 0 H: 0 E: 0 LOB: 0 K: 3 BB: 0 S: 12 P: 16	1B: 0 SF: 0 2B: 1 SAC: 0 3B: 0 DP: 0 HR: 0 HBP: 0	
PITCHER	IP WLS BF H R ER SO BB IBB HBP BLK WP HR S P ERA WHIP										
Sterling Hitchcock, L (1, 1) ERA: 1.0	8.0 W 26 1 1 1 5 1 0 0 0 0 0 0 62 90 1.12 0.250										
Trevor Hoffman, R (9, 1) ERA: 3.86	1.0 S 3 0 0 0 3 0 0 0 0 0 0 0 12 16 0.00 0.000										

livebaseballscorecards.com

AB 28
R 1
H 1
RBI 1
BB 1
SO 8
LOB 3



Batter	1	2	3	4	5	6	7	8	9	AB R H RBI BB SO LOB	TOP		
Mickey Morandini, L (1, 4) OBP: 0.261, SLG: 0.150	0-1 G4-3		2-2 F7		0-0 FC6-4		1-3 K			4 0 0 0 0 1 1			
Kevin Stocker, S (1, 6) OBP: 0.360, SLG: 0.417	2-3 K		2-3 K		2-1 G3			1-2 F9		4 0 0 0 0 2 1			
Gregg Jefferies, S (1, 7) OBP: 0.333, SLG: 0.333	0-2 FC4-6 1B			2-2 FC5-4 BB 1B		3-2 P2		2-2 G6-3		4 0 2 0 0 0 0			
Derrick May, L (1, 9) OBP: 0.200, SLG: 0.467	2-1 FC4-6			0-1 L4		1-2 HR		3-2 1B		4 1 2 1 0 0 2			
Darren Daulton, L (1, 3) OBP: 0.222, SLG: 0.500		1-2 HR		4-0 FC5-4 BB		1-2 K		0-1 G3		3 1 1 1 1 1 1			
Rico Brogna, L (8, 3) OBP: 0.250, SLG: 0.571				1-2 BB						0 0 0 0 0 0 0			
Scott Rolen, R (1, 5) OBP: 0.250, SLG: 0.217		1-0 L5-3 1B		2-2 FC5-4		S B X 1-1 G6-3			1-0 G6-3 1B	4 0 2 0 0 0 2			
Mark Parent, R (1, 2)		1-0 L5-3		1-2 P3			1-1 G6-3		1-0 K	4 0 0 0 0 1 4			
Wendell Magee, R (1, 8) OBP: 0.211, SLG: 0.333		0-0 B1-3			0-1 G1-3		2-1 HR		0-0 G6-3	4 1 1 1 0 0 1			
Curt Schilling, R (1, 1) OBP: 0.143, SLG: 0.143			2-2 G6-3		3-2 FC6-4 1B		1-3 K2-3			3 0 1 0 0 1 0			
Ricky Bottalico, L (9, 1)										0 0 0 0 0 0 0			
Inning Stats	R: 0 H: 1 E: 0 LOB: 1 K: 1 BB: 0 S: 10 P: 14	R: 1 H: 2 E: 0 LOB: 0 K: 0 BB: 0 S: 6 P: 9	R: 0 H: 0 E: 0 LOB: 0 K: 1 BB: 0 S: 14 P: 20	R: 0 H: 1 E: 0 LOB: 2 K: 0 BB: 1 S: 15 P: 24	R: 0 H: 1 E: 0 LOB: 1 K: 0 BB: 0 S: 8 P: 13	R: 1 H: 1 E: 0 LOB: 0 K: 1 BB: 0 S: 13 P: 19	R: 1 H: 1 E: 0 LOB: 0 K: 2 BB: 0 S: 11 P: 16	R: 0 H: 1 E: 0 LOB: 1 K: 0 BB: 0 S: 13 P: 19	R: 0 H: 1 E: 0 LOB: 0 K: 1 BB: 0 S: 5 P: 6	1B: 6 SF: 0 2B: 1 SAC: 0 3B: 0 DP: 2 HR: 3 HBP: 0	WP: 0 PA: 35 PB: 0 SB: 0 CS: 0		
PITCHER	IP WLS BF H R ER SO BB IBB HBP BLK WP HR S P ERA WHIP											PITCHER	IP WLS BF H R ER SO BB IBB HBP BLK WP HR S P ERA WHIP
Joey Hamilton, R (1, 1) ERA: 4.85	7.0 L 28 7 3 3 5 1 0 0 0 0 0 3 77 115 3.86 1.143												
Doug Bochtler, R (8, 1) ERA: 1.93	2.0 7 2 0 0 1 0 0 0 0 0 0 0 18 25 0.00 1.000												

Philadelphia Phillies @ San Diego Padres
Qualcomm Stadium, San Diego, CA
Sun Apr 06 1997, 6:33 AM EDT
Att. 37,016 - Sunny - 64 F

AB	34
R	3
H	9
RBI	3
BB	1
SO	6
LOB	12



Batter	1	2	3	4	5	6	7	8	9	AB R H RBI BB SO LOB
Quilvio Veras, S (1, 4) <small>OBP: 0.464, SLG: 0.619</small>	3-2 HR		0-3 K2-3		2-2 F8		2-3 K			4 1 1 1 0 2 0
Tony Gwynn, L (1, 9) <small>OBP: 0.357, SLG: 0.333</small>	0-2 G6-3		0-1 FC4-6 1B		0-1 P6			2-2 G6-3		4 0 1 0 0 0 0
Steve Finley, L (1, 8) <small>OBP: 0.250, SLG: 0.333</small>	1-3 		0-0 FC4-6 1B 1-2f		1-2 F9			2-1 P6		4 0 0 0 0 1 1
Ken Caminiti, S (1, 5) <small>OBP: 0.276, SLG: 0.385</small>	1-2 G4-3		2-1 1B		1-3 K			0-3 K		4 0 1 0 0 2 0
Greg Vaughn, R (1, 7) <small>OBP: 0.231, SLG: 0.417</small>		1-2 E5 1B	0-3 K2-3		0-1 F9			3-3 K		4 1 0 0 0 2 2
Wally Joyner, L (1, 3) <small>OBP: 0.423, SLG: 0.625</small>		0-0 F8		1-2 L5		3-2 1B		0-0 F8		4 0 1 0 0 0 1
John Flaherty, R (1, 2) <small>OBP: 0.273, SLG: 0.158</small>		2-2 1B		2-2 G6-3		1-1 G1-3		2-3 K		4 0 1 0 0 1 1
Chris Gomez, R (1, 6) <small>OBP: 0.320, SLG: 0.391</small>		2-2 1B		0-1 1B		2-1 L9				3 0 2 1 0 0 0
Joey Hamilton, R (1, 1) Rickey Henderson, R (7, PH) Doug Bochtler, R (8, 1)		0-2 L1		3-2 G1-3		3-3 K				2 0 0 0 0 0 3 1 0 0 0 0 1 0 0 0 0 0 0 0 0

Inning Stats	R: 1	H: 1	E: 0	K: 1	S: 15	H: 1	LOB: 0	BB: 0	P: 20	R: 1	H: 2	E: 1	K: 0	S: 16	H: 2	LOB: 1	BB: 0	P: 21	R: 0	H: 2	E: 0	K: 2	S: 12	H: 1	LOB: 2	BB: 0	P: 14	R: 0	H: 1	E: 0	K: 0	S: 11	H: 0	LOB: 0	BB: 0	P: 12	R: 0	H: 1	E: 0	K: 1	S: 11	H: 1	LOB: 1	BB: 0	P: 16	R: 0	H: 0	E: 0	K: 2	S: 9	H: 0	LOB: 0	BB: 0	P: 16	R: 0	H: 0	E: 0	K: 1	S: 8	H: 0	LOB: 0	BB: 0	P: 12	R: 0	H: 0	E: 0	K: 2	S: 7	H: 0	LOB: 0	BB: 0	P: 12	1B: 6	SF: 0	2B: 0	SAC: 0	3B: 0	DP: 0	HR: 1	HBP: 0	WP: 0	PA: 34
PITCHER Curt Schilling, R (1, 1) <small>ERA: 0.56</small> Ricky Bottalico, R (9, 1) <small>ERA:</small>	IP	WLS	BF	H	R	ER	SO	BB	IBB	HBP	BLK	WP	HR	S	P	ERA	WHIP																																																																	
	8.0	W	31	7	2	1	7	0	0	0	0	0	1	91	128	1.12	0.875																																																																	
	1.0	S	3	0	0	0	2	0	0	0	0	0	0	7	12	0.00	0.000																																																																	

BOTTOM

Philadelphia Phillies @ San Diego Padres
 Qualcomm Stadium, San Diego, CA

Sun Apr 06 1997, 6:33 AM EDT
 Att: 37,016 - Sunny - 64 F

livebaseballscorecards.com

AB	34
R	2
H	7
RBI	2
BB	0
SO	9
LOB	8

Batter	1	2	3	4	5	6	7	8	9	10	AB	R	H	RBI	BB	SO	LOB
Quilvio Veras, S OBP: 0.394, SLG: 0.500 (1, 4)	K		FC6-4 G6-3		K			G6-3	FC1-4		5	0	0	0	0	2	3
Tony Gwynn, L OBP: 0.394, SLG: 0.393 (1, 9)	E3		G6-3					2B	IBB		4	1	2	0	1	0	1
Steve Finley, L OBP: 0.240, SLG: 0.348 (1, 8)	K		K					2B	B1-3		5	0	1	1	0	2	6
Ken Caminiti, S OBP: 0.294, SLG: 0.467 (1, 5)	G3				K			HR	IBB		4	1	1	1	1	1	1
Greg Vaughn, R OBP: 0.226, SLG: 0.357 (1, 7)			K		F8			G4-3	K		4	1	0	0	1	2	2
Wally Joyner, L OBP: 0.419, SLG: 0.586 (1, 3)			F7					P5	G3		5	0	2	0	0	0	2
John Flaherty, R OBP: 0.269, SLG: 0.208 (1, 2)			E5		G4-3			G6-3	G6-3		5	0	1	0	0	0	3
Chris Gomez, R OBP: 0.333, SLG: 0.393 (1, 6)			K		G4-3			G6-3	FC1-4		5	0	2	1	0	1	2
Andy Ashby, R OBP: 0.200, SLG: 0.200 (1, 1)					G5-3			K	FC1-4		3	0	1	0	0	1	1
Trevor Hoffman, R (9, 1)											0	0	0	0	0	0	0
Scott Livingstone, L OBP: 1.000, SLG: 2.000 (9, PH)											0	0	0	0	1	0	0
Dario Veras, R (10, 1)											0	0	0	0	0	0	0

Inning Stats	R: 0	H: 0	R: 0	H: 0	R: 0	H: 1	R: 0	H: 0	R: 1	H: 2	R: 0	H: 1	R: 1	H: 2	R: 0	H: 1	R: 1	H: 2	1B: 6	SF: 0	WP: 0	PA: 44
E: 1	LOB: 1	E: 1	LOB: 1	E: 0	LOB: 1	E: 0	LOB: 1	E: 0	LOB: 2	E: 0	LOB: 1	E: 0	LOB: 1	E: 0	LOB: 3	E: 0	LOB: 2	E: 0	LOB: 2	2B: 3	SAC: 0	PB: 0
K: 2	BB: 0	K: 2	BB: 0	K: 1	BB: 0	K: 1	BB: 0	K: 1	BB: 0	K: 0	BB: 0	K: 1	BB: 0	K: 1	BB: 2	K: 0	BB: 1	K: 1	BB: 1	3B: 0	DP: 1	SB: 1
S: 9	P: 12	S: 11	P: 16	S: 10	P: 15	S: 12	P: 18	S: 9	P: 13	S: 5	P: 8	S: 8	P: 10	S: 9	P: 21	S: 7	P: 20	S: 13	P: 21	HR: 1	HBP: 0	CS: 0

PITCHER	IP	WLS	BF	H	R	ER	SO	BB	IBB	HBP	BLK	WP	HR	S	P	ERA	WHIP
Jon Lieber, R ERA: 1.42 (1, 1)	7.0		27	5	1	1	8	0	0	0	0	0	1	64	92	1.29	0.714
Jeff Granger, L ERA: 10.8 (8, 1)	0.1		4	2	1	1	0	0	1	0	0	0	0	4	12	27.00	6.000
David Wainhouse, R ERA: 10.13 (8, 1)	1.1		6	1	0	0	1	1	0	0	0	0	0	10	21	0.00	1.500
Matt Ruebel, L ERA: 3.0 (9, 1)	1.0	L	7	2	1	1	0	1	1	0	0	0	0	15	29	9.00	3.000

PITCHER	IP	WLS	BF	H	R	ER	SO	BB	IBB	HBP	BLK	WP	HR	S	P	ERA	WHIP


BOTTOM

Pittsburgh Pirates @ San Diego Padres
Qualcomm Stadium, San Diego, CA
Mon Apr 07 1997, 10:05 PM EDT
Att. 29,895 - Unknown - 61 F

livebaseballscorecards.com

AB	40
R	3
H	10
RBI	3
BB	4
SO	9
LOB	21



Batter	1	2	3	4	5	6	7	8	9	AB R H RBI BB SO LOB	TOP																										
Tony Womack, L (1, 4) OBP: 0.364, SLG: 0.433	1-3 K		2-3 K		2-0 G4-3 2B		0-0 G1-3	3-2 1-H 2-H 3B		5 0 2 2 0 2 0																											
Jermaine Allensworth, R (1, 8) OBP: 0.387, SLG: 0.462	4-1 G5-3 BB		3-2 F8		2-0 G4-3		1-3 K	3-3 K		4 0 0 0 1 2 2																											
Emil Brown, R (1, 7) OBP: 0.333, SLG: 0.333	0-0 G5-3		0-1 BB 1B		1-3 K		1-2 1B		2-1 F9	5 0 2 0 0 1 2																											
Kevin Young, R (1, 3) OBP: 0.500, SLG: 0.500	2-3 K		0-2 BB 1B		0-0 L1		0-0 1B		0-0 18 S 1B	5 0 3 0 0 1 2																											
Kevin Elster, R (1, 6) OBP: 0.419, SLG: 0.462		1-1 G5-3 18 1B	4-1 1B			3-2 G5-3	2-3 K		2-0 F9	4 0 1 0 1 1 3																											
18 Jason Kendall, R (1, 2) OBP: 0.296, SLG: 0.240		2-1 G5-3 1B	2-2 G5-3			3-3 K		1-3 K	0-2 F8	5 0 1 0 0 2 4																											
Jose Guillen, R (1, 9) OBP: 0.125, SLG: 0.167		1-1 F9		0-1 G6-3		0-0 BB 1B		0-1 3B 2B		4 1 2 0 0 0 2	AB 38 R 2 H 11 RBI 2 BB 4 SO 9 LOB 22																										
Joe Randa, R (1, 5) OBP: 0.348, SLG: 0.300		1-1 G5-3		0-1 F9		4-2 1B		3-2 F8		3 0 0 0 1 0 3																											
Steve Cooke, R (1, 1)		1-0 G6-3		0-2 G4-3		2-2 G6-3		4-0 3B IBB		3 0 0 0 0 0 4																											
Al Martin, L (8, PH) OBP: 0.357, SLG: 0.250										0 1 0 0 1 0 0																											
Rich Loiselle, R (8, 1)										0 0 0 0 0 0 0																											
John Ericks, R (9, 1)										0 0 0 0 0 0 0																											
Inning Stats	R: 0 E: 0 K: 2 S: 8	H: 0 LOB: 1 BB: 1 P: 15	R: 0 E: 0 K: 0 S: 9	H: 2 LOB: 2 BB: 0 P: 15	R: 0 E: 0 K: 1 S: 16	H: 2 LOB: 3 BB: 1 P: 27	R: 0 E: 0 K: 0 S: 7	H: 0 LOB: 0 BB: 0 P: 7	R: 0 E: 0 K: 1 S: 6	H: 1 LOB: 1 BB: 0 P: 11	R: 0 E: 0 K: 2 S: 14	H: 1 LOB: 2 BB: 1 P: 26	R: 0 E: 0 K: 2 S: 14	H: 2 LOB: 2 BB: 0 P: 18	R: 2 E: 0 K: 2 S: 15	H: 2 LOB: 1 BB: 1 P: 29	R: 0 E: 0 K: 0 S: 7	H: 1 LOB: 1 BB: 0 P: 11	1B: 8 2B: 2 3B: 1 HR: 0	SF: 0 SAC: 0 DP: 0 HBP: 0	WP: 0 PB: 0 SB: 1 CS: 0	PA: 42															
PITCHER	IP WLS BF H R ER SO BB IBB HBP BLK WP HR S P ERA WHIP																																				
Fernando Valenzuela, L (1, 1) ERA: 1.64	6.0		27	6	0	0	5	3	0	0	0	0	0	60	101	0.00	1.500																				
Sean Bergman, R (7, 1) ERA: 4.15	2.0	L	11	4	2	2	4	0	1	0	0	0	0	29	47	9.00	2.000																				
Will Cunnane, R (9, 1) ERA:	1.0		4	1	0	0	0	0	0	0	0	0	0	7	11	0.00	1.000																				

Pittsburgh Pirates @ San Diego Padres
Qualcomm Stadium, San Diego, CA

Tue Apr 08 1997, 10:05 PM EDT
Att. 14,278 - Unknown - 60 F

livebaseballscorecards.com

Batter	1	2	3	4	5	6	7	8	9	AB R H RBI BB SO LOB
Quilvio Veras, S OBP: 0.351, SLG: 0.433 (1, 4)	1-0 F9		1-1 F8			2-1 G5-3			1-3 K	4 0 0 0 0 1 0
Tony Gwynn, L OBP: 0.351, SLG: 0.344 (1, 9)	2-2 G3		1-2 F9			1-1 G3-1			1-1 F9	4 0 0 0 0 0 0
Steve Finley, L OBP: 0.276, SLG: 0.346 (1, 8)	1-2 BB 1B			1-2 HBP		1-0 L3			0-0 F8	3 0 1 0 0 0 0
Ken Caminiti, S OBP: 0.297, SLG: 0.438 (1, 5)	4-1 BB			1-0 F9			0-0 G1-3			2 0 0 0 1 0 1
Greg Vaughn, R OBP: 0.206, SLG: 0.323 (1, 7)	0-0 F9			0-1 L5			1-1 F7			3 0 0 0 0 0 3
Archi Cianfrocco, R OBP: 0.200, SLG: 0.200 (1, 3)			1-3 K			1-0 F8				3 0 0 0 0 1 1
John Flaherty, R OBP: 0.233, SLG: 0.185 (1, 2)			0-0 F8			1-2 G6-3				3 0 0 0 0 1 0
Chris Gomez, R OBP: 0.303, SLG: 0.355 (1, 6)			2-2 G5-3			2-1 G6-3				3 0 0 0 0 0 0
Fernando Valenzuela, L (1, 1)			0-3 K2-3			0-3 K2-3				2 0 0 0 0 2 0
Sean Bergman, R (7, 1)										0 0 0 0 0 0 0
Rickey Henderson, R (8, PH)										1 0 0 0 0 0 0
Will Cunnane, R (9, 1)										0 0 0 0 0 0 0

Inning Stats	R: 0	H: 1	E: 0	K: 10	LOB: 2	BB: 1	P: 18	R: 0	H: 0	E: 0	K: 7	LOB: 0	BB: 0	P: 10	R: 0	H: 0	E: 0	K: 8	LOB: 0	BB: 0	P: 10	R: 0	H: 0	E: 0	K: 9	LOB: 1	BB: 0	P: 9	R: 0	H: 0	E: 0	K: 9	LOB: 0	BB: 0	P: 12	R: 0	H: 0	E: 0	K: 5	LOB: 0	BB: 0	P: 9	R: 0	H: 0	E: 0	K: 4	LOB: 0	BB: 0	P: 5	R: 0	H: 0	E: 0	K: 9	LOB: 0	BB: 0	P: 16	R: 0	H: 0	E: 0	K: 6	LOB: 0	BB: 0	P: 8	1B: 1	SF: 0	2B: 0	SAC: 0	3B: 0	DP: 0	HR: 0	HBP: 1
--------------	------	------	------	-------	--------	-------	-------	------	------	------	------	--------	-------	-------	------	------	------	------	--------	-------	-------	------	------	------	------	--------	-------	------	------	------	------	------	--------	-------	-------	------	------	------	------	--------	-------	------	------	------	------	------	--------	-------	------	------	------	------	------	--------	-------	-------	------	------	------	------	--------	-------	------	-------	-------	-------	--------	-------	-------	-------	--------

PITCHER	IP	WLS	BF	H	R	ER	SO	BB	IBB	HBP	BLK	WP	HR	S	P	ERA	WHIP
Steve Cooke, L (1, 1)	7.0	W	24	1	0	0	3	1	0	1	0	0	0	49	73	0.00	0.286
Rich Loiselle, R (8, 1)	1.0		3	0	0	0	1	0	0	0	0	0	0	9	16	0.00	0.000
John Ericks, R (9, 1)	1.0	S	3	0	0	0	1	0	0	0	0	0	0	6	8	0.00	0.000

BOTTOM

Pittsburgh Pirates @ San Diego Padres
Qualcomm Stadium, San Diego, CA

Tue Apr 08 1997, 10:05 PM EDT
Att: 14,278 - Unknown - 60 F

livebaseballscorecards.com

AB	28
R	0
H	1
RBI	0
BB	1
SO	5
LOB	5



WP: 0 PA: 30
PB: 0
SB: 0
CS: 0

Batter	1	2	3	4	5	6	7	8	9	AB R H RBI BB SO LOB	TOP		
Tony Womack, L (1, 4) OBP: 0.342, SLG: 0.400	0-1 G3-1		2-2 G5-3		0-1 G4-3		0-0 FC6-4 1-2 3-H 1B		1-3 K2-3	5 0 1 1 0 1 2			
Jermaine Allensworth, R (1, 8) OBP: 0.371, SLG: 0.414	2-1 F7		1-1 F8		4-2 L4-6 BB		0-2 FC6-4 1-2f			3 0 0 0 1 0 2			
Al Martin, L (1, 7) OBP: 0.344, SLG: 0.222	0-1 P2			4-2 E S BB		2-3 K 1-2		3-2 G3-1		3 0 0 0 1 1 1			
Mark Johnson, L (1, 3) OBP: 0.200, SLG: 0.367		1-0 F7		1-0 F9 1-2		0-1 L4-6 2-2		1-2 G3-1		4 0 0 0 0 0 2			
Kevin Elster, R (1, 6) OBP: 0.400, SLG: 0.533		1-2 HR		3-3 K 2-3			1-3 K	1-2 L5		4 1 1 1 0 2 1			
18 Jason Kendall, R (1, 2) OBP: 0.323, SLG: 0.310		1-1 F8		2-2 L6			0-0 HBP 1B		1-2 1B SF8 2B	4 2 2 0 0 0 1			
Jose Guillen, R (1, 9) OBP: 0.214, SLG: 0.222		1-0 1B			0-1 F8		3-2 1B HBP 1B		0-0 2-3 1B	3 1 2 0 0 0 0			
Joe Randa, R (1, 5) OBP: 0.333, SLG: 0.273		1-0 G4-3			4-2 SH1-4 BB		2-2 P4		3-2 SF8	2 0 0 1 1 0 3			
Esteban Loaiza, R (1, 1) OBP: 0.333, SLG: 0.333			0-1 G5-3		0-1 SH1-4		1-2 1B		0-1 P5	2 0 1 1 0 0 0			
Matt Ruebel, L (8, 1)										0 0 0 0 0 0 0			
Midre Cummings, L (9, PH) OBP: 0.125, SLG: 0.250										1 0 0 0 0 0 1			
John Ericks, R (9, 1)										0 0 0 0 0 0 0			
Inning Stats	R: 0 E: 0 K: 0 S: 6 H: 0 LOB: 0 BB: 0 P: 8	R: 1 E: 0 K: 0 S: 8 H: 2 LOB: 1 BB: 0 P: 13	R: 0 E: 0 K: 0 S: 7 H: 0 LOB: 0 BB: 0 P: 10	R: 0 E: 1 K: 1 S: 10 H: 0 LOB: 1 BB: 1 P: 20	R: 0 E: 0 K: 0 S: 8 H: 0 LOB: 1 BB: 1 P: 12	R: 0 E: 0 K: 1 S: 8 H: 0 LOB: 0 BB: 1 P: 14	R: 2 E: 0 K: 1 S: 20 H: 3 LOB: 2 BB: 0 P: 27	R: 0 E: 0 K: 0 S: 10 H: 0 LOB: 0 BB: 0 P: 15	R: 1 E: 0 K: 1 S: 12 H: 2 LOB: 1 BB: 0 P: 17	1B: 5 2B: 2 3B: 0 HR: 1 SF: 1 SAC: 1 DP: 1 HBP: 1	WP: 0 PB: 0 SB: 2 CS: 0 PA: 37		
PITCHER	IP WLS BF H R ER SO BB IBB HBP BLK WP HR S P ERA WHIP											PITCHER	IP WLS BF H R ER SO BB IBB HBP BLK WP HR S P ERA WHIP
Tim Worrell, R (1, 1) ERA: 3.29	6.2 L 28 5 3 3 3 3 0 1 0 0 0 1 64 101 4.05 1.200												
Tim Scott, R (7, 1) ERA:	1.1 4 0 0 0 0 0 0 0 0 0 0 0 13 18 0.00 0.000												
Trevor Hoffman, R (9, 1) ERA: 6.23	1.0 5 2 1 1 1 1 0 0 0 0 0 0 12 17 9.00 2.000												

Pittsburgh Pirates @ San Diego Padres
Qualcomm Stadium, San Diego, CA
Wed Apr 09 1997, 10:05 PM EDT
Att. 24,735 - Unknown - 59 F

AB	31
R	4
H	7
RBI	4
BB	3
SO	4
LOB	13



Batter	1	2	3	4	5	6	7	8	9	AB	R	H	RBI	BB	SO	LOB
Rickey Henderson, R (1, 7) OBP: 0.545, SLG: 0.571	3-2 G5-3 ①		0-1 F9 ③		0-2 G5-3 ③			3-1 FC5-4 HR ①		4	1	0	0	0	0	2
Tony Gwynn, L (1, 9) OBP: 0.390, SLG: 0.472	1-2 1B ①			0-0 1B ①		1-0 F9 ①		2-2 HR ②		4	1	3	2	0	0	0
Steve Finley, L (1, 8) OBP: 0.242, SLG: 0.300	0-1 F9 ②			2-0 P5 ①		2-1 G3 ②		2-2 G4-3 ②		4	0	0	0	0	0	2
Ken Caminiti, S (1, 5) OBP: 0.293, SLG: 0.400	1-0 F7 ③			0-0 F8 ②		4-2 BB ③		1-3 K ③		3	0	0	0	1	1	2
Wally Joyner, L (1, 3) OBP: 0.400, SLG: 0.545		3-1 F9 ①		1 SAFE 1-2 1B ①		1-2 G4-3 ③			0-0 F9 ①	4	0	1	0	0	0	1
Quilvio Veras, S (1, 4) OBP: 0.341, SLG: 0.412		3-2 G1-3 ②		1-2 G4-3 ③		0-2 G6-3 ①			2-2 FC6 1B ②	4	0	1	0	0	0	2
Don Slaught, R (1, 2) Greg Vaughn, R (9, PH) OBP: 0.229, SLG: 0.323		1-3 K ③		3-2 F9 ①		0-1 F8 ②			4-2 FC6 BB ②	3	0	0	0	0	1	0
Chris Gomez, R (1, 6) OBP: 0.297, SLG: 0.343			1-3 K ①		2-1 1B ②		2-2 G6-3 ③		0-1 FC6 ②	4	0	1	0	0	1	2
Tim Worrell, R (1, 1) OBP: 0.400, SLG: 0.400 Tim Scott, R (7, 1) Scott Livingstone, L (8, PH) OBP: 1.000, SLG: 1.500 Trevor Hoffman, R (9, 1) Chris Jones, R (9, PH) OBP: 0.667, SLG: 1.000			1-3 K ②		0-3 K ②			0-0 FC5-4 1B ①	0-3 K ③	2	0	0	0	0	2	1

Inning Stats	R: 0	H: 1	E: 0	K: 0	S: 9	LOB: 1	BB: 0	P: 14	R: 0	H: 0	E: 0	K: 1	S: 11	LOB: 0	BB: 0	P: 18	R: 0	H: 0	E: 0	K: 2	S: 8	LOB: 0	BB: 0	P: 10	R: 0	H: 2	E: 0	K: 0	S: 8	LOB: 2	BB: 0	P: 11	R: 0	H: 1	E: 0	K: 1	S: 11	LOB: 1	BB: 0	P: 16	R: 0	H: 0	E: 0	K: 0	S: 8	LOB: 1	BB: 1	P: 16	R: 0	H: 0	E: 0	K: 0	S: 8	LOB: 0	BB: 0	P: 10	R: 2	H: 2	E: 0	K: 1	S: 12	LOB: 0	BB: 0	P: 20	R: 0	H: 1	E: 0	K: 1	S: 13	LOB: 2	BB: 1	P: 19	1B: 6	2B: 0	3B: 0	HR: 1	SF: 0	SAC: 0	DP: 0	HBP: 0	WP: 0	PA: 36
--------------	------	------	------	------	------	--------	-------	-------	------	------	------	------	-------	--------	-------	-------	------	------	------	------	------	--------	-------	-------	------	------	------	------	------	--------	-------	-------	------	------	------	------	-------	--------	-------	-------	------	------	------	------	------	--------	-------	-------	------	------	------	------	------	--------	-------	-------	------	------	------	------	-------	--------	-------	-------	------	------	------	------	-------	--------	-------	-------	-------	-------	-------	-------	-------	--------	-------	--------	-------	--------


PITCHER	IP	WLS	BF	H	R	ER	SO	BB	IBB	HBP	BLK	WP	HR	S	P	ERA	WHIP
Esteban Loaiza, R (1, 1) ERA: 1.35	7.1	W	28	5	1	1	4	1	0	0	0	0	0	66	101	1.23	0.818
Matt Ruebel, L (8, 1) ERA: 4.91	0.2		3	1	1	1	1	0	0	0	0	0	1	9	14	13.50	1.500
John Ericks, R (9, 1) ERA:	1.0	S	5	1	0	0	1	1	0	0	0	0	0	13	19	0.00	2.000

BOTTOM

Pittsburgh Pirates @ San Diego Padres
Qualcomm Stadium, San Diego, CA

Wed Apr 09 1997, 10:05 PM EDT
Att: 24,735 - Unknown - 59 F

AB	34
R	2
H	7
RBI	2
BB	2
SO	6
LOB	14



PITCHER	IP	WLS	BF	H	R	ER	SO	BB	IBB	HBP	BLK	WP	HR	S	P	ERA	WHIP
---------	----	-----	----	---	---	----	----	----	-----	-----	-----	----	----	---	---	-----	------

Batter	1	2	3	4	5	6	7	8	9	AB R H RBI BB SO LOB	TOP		
Quilvio Veras, S (1, 4) <small>OBP: 0.370, SLG: 0.421</small>										4 2 2 0 1 1 2			
Tony Gwynn, L (1, 9) <small>OBP: 0.413, SLG: 0.488</small>										5 2 3 0 0 1 0			
Steve Finley, L (1, 8) <small>OBP: 0.270, SLG: 0.424</small> Chris Jones, R (9, PH) <small>OBP: 0.500, SLG: 0.667</small> Will Cunnane, R (9, 1)										3 1 2 4 0 0 0 1 0 0 0 0 1 0 0 0 0 0 0 0 0			
Ken Caminiti, S (1, 5) <small>OBP: 0.304, SLG: 0.421</small>										3 1 1 2 1 0 1			
Wally Joyner, L (1, 3) <small>OBP: 0.436, SLG: 0.556</small> Rickey Henderson, R (9, PH) <small>OBP: 0.522, SLG: 0.533</small>										3 1 2 1 1 1 0 1 0 0 0 0 0 1			
Greg Vaughn, R (1, 7) <small>OBP: 0.231, SLG: 0.343</small>										4 0 1 0 0 1 2			
John Flaherty, R (1, 2) <small>OBP: 0.235, SLG: 0.194</small>										4 0 1 1 0 0 1			
Chris Gomez, R (1, 6) <small>OBP: 0.293, SLG: 0.333</small>										4 0 1 0 0 1 2			
Sterling Hitchcock, L (1, 1) Dario Veras, R (7, 1) Scott Livingstone, L (8, PH) <small>OBP: 1.000, SLG: 1.500</small> Doug Bochtler, R (8, 1) Archi Cianfrocco, R (9, 3) <small>OBP: 0.200, SLG: 0.200</small>										3 1 0 0 0 2 2 0 0 0 0 0 0 0 0 0 0 0 1 0 0 0 0 0 0 0 0 0 0 0 0 0 0 0 0			
Inning Stats	R: 1 H: 2 E: 0 LOB: 0 K: 0 BB: 0 S: 10 P: 12	R: 1 H: 2 E: 0 LOB: 1 K: 1 BB: 0 S: 11 P: 19	R: 0 H: 0 E: 0 LOB: 0 K: 1 BB: 0 S: 8 P: 10	R: 0 H: 0 E: 0 LOB: 0 K: 1 BB: 0 S: 8 P: 13	R: 0 H: 0 E: 0 LOB: 0 K: 1 BB: 0 S: 7 P: 8	R: 1 H: 3 E: 0 LOB: 2 K: 1 BB: 1 S: 14 P: 23	R: 5 H: 5 E: 0 LOB: 1 K: 0 BB: 1 S: 16 P: 28	R: 0 H: 1 E: 0 LOB: 2 K: 2 BB: 1 S: 10 P: 16	R: 0 H: 0 E: 0 LOB: 1 K: 1 BB: 1 S: 10 P: 20	1B: 9 SF: 2 2B: 3 SAC: 0 3B: 1 DP: 1 HR: 0 HBP: 0	WP: 0 PA: 41 PB: 0 SB: 0 CS: 1		
PITCHER	IP WLS BF H R ER SO BB IBB HBP BLK WP HR S P ERA WHIP											PITCHER	IP WLS BF H R ER SO BB IBB HBP BLK WP HR S P ERA WHIP
Curt Schilling, R (1, 1) <small>ERA: 3.18</small>	6.2 L 30 10 7 7 5 2 0 0 0 0 0 0 72 109 9.45 1.800												
Erik Plantenberg, L (7, 1) <small>ERA: 4.91</small>	0.1 2 2 1 1 0 0 0 0 0 0 0 0 2 4 27.00 6.000												
Reggie Harris, R (8, 1) <small>ERA: 1.8</small>	1.0 5 1 0 0 2 1 0 0 0 0 0 0 10 16 0.00 2.000												
Mike Mims, L (9, 1) <small>ERA: 2.45</small>	1.0 4 0 0 0 1 1 0 0 0 0 0 0 10 20 0.00 1.000												

San Diego Padres @ Philadelphia Phillies
 Veterans Stadium, Philadelphia, PA
 Fri Apr 11 1997, 3:33 AM EDT
 Att. 36,774 - Overcast - 48 F

AB	35
R	8
H	13
RBI	8
BB	4
SO	8
LOB	11



Batter	1	2	3	4	5	6	7	8	9	AB R H RBI BB SO LOB
Mickey Morandini, L (1, 4) OBP: 0.244, SLG: 0.184	0-1 G5-4-3 1B	1-2 P3			1-2 L7		2-3 K		0-2 L8	5 0 1 0 0 1 2
Kevin Stocker, S (1, 6) OBP: 0.300, SLG: 0.316	3-2 G5-4-3 1-2f		2-1 P3		1-2 G6-3		1-0 1B		2-2 P6	5 0 1 1 0 0 1
Gregg Jefferies, S (1, 7) OBP: 0.286, SLG: 0.270	4-1 S 2B BB		1-0 G5-3			1-2 G6-3	3-3 K		3-1 F8	4 1 0 0 1 1 1
Rex Hudler, R (1, 9) OBP: 0.267, SLG: 0.083 Ruben Amaro Jr, S (6, PR) OBP: 0.333, SLG: 0.200	4-1 2B WP BB		3-2 L6			3-1 1B 1B		2-2 L4		2 1 1 0 1 0 0 1 0 0 0 0 0 0
Rico Brogna, L (1, 3) OBP: 0.321, SLG: 0.542	0-0 WP 2B			2-0 F8 2B		1-2 1B		4-0 1B 1B BB		3 0 3 1 1 0 0
Scott Rolen, R (1, 5) OBP: 0.256, SLG: 0.216	2-3 K			3-3 K		0-0 L7		1-3 K		4 0 0 0 0 3 5
Mike Lieberthal, R (1, 2) OBP: 0.231, SLG: 0.615			3-2 E5 1B		1-0 F8 2-3	1-2 G5-3		0-1 1B 1B		4 0 2 0 0 0 3
Wendell Magee, R (1, 8) OBP: 0.242, SLG: 0.300			1-1 P3		0-1 G5-3		2-2 1B 2B	1-2 1B		4 1 2 0 0 0 2
Curt Schilling, R (1, 1) OBP: 0.111, SLG: 0.111 Erik Platanberg, R (7, 1) Kevin Seifick, R (7, PH) OBP: 0.111, SLG: 0.111 Reggie Harris, R (8, 1) Darren Daulton, L (8, PH) OBP: 0.231, SLG: 0.417 Mike Mimbbs, L (9, 1)			1-1 G5-3		2-3 K		1-3 K	2-0 F8		2 0 0 0 0 0 1 1 0 0 0 0 0 0 0 0 1 0 0 0 0 0 1 1 0 0 0 0 0 0 0 0 1 0 0 0 0 0 0 3 0 0 0 0 0 0 0 0

Inning Stats	R: 2 E: 0 K: 1 S: 12	H: 2 LOB: 1 BB: 2 P: 25	R: 0 E: 1 K: 0 S: 10	H: 1 LOB: 1 BB: 0 P: 16	R: 0 E: 0 K: 0 S: 6	H: 0 LOB: 0 BB: 0 P: 12	R: 0 E: 0 K: 1 S: 7	H: 1 LOB: 1 BB: 0 P: 13	R: 0 E: 0 K: 1 S: 13	H: 0 LOB: 0 BB: 0 P: 17	R: 0 E: 0 K: 0 S: 13	H: 2 LOB: 2 BB: 0 P: 19	R: 1 E: 0 K: 3 S: 15	H: 2 LOB: 1 BB: 0 P: 24	R: 0 E: 0 K: 1 S: 14	H: 2 LOB: 3 BB: 1 P: 24	R: 0 E: 0 K: 0 S: 10	H: 0 LOB: 0 BB: 0 P: 15	1B: 7 2B: 3 3B: 0 HR: 0	SF: 0 SAC: 0 DP: 1 HBP: 0	WP: 1 PB: 0 SB: 1 CS: 0	PA: 39
--------------	-------------------------------	----------------------------------	-------------------------------	----------------------------------	------------------------------	----------------------------------	------------------------------	----------------------------------	-------------------------------	----------------------------------	-------------------------------	----------------------------------	-------------------------------	----------------------------------	-------------------------------	----------------------------------	-------------------------------	----------------------------------	----------------------------------	------------------------------------	----------------------------------	--------

PITCHER	IP	WLS	BF	H	R	ER	SO	BB	IBB	HBP	BLK	WP	HR	S	P	ERA	WHIP
Sterling Hitchcock, L (1, 1) ERA: 2.3	6.2	W	29	8	3	3	5	2	0	0	0	1	0	73	120	4.05	1.500
Dario Veras, R (7, 1) ERA:	0.1		1	0	0	0	1	0	0	0	0	0	0	3	6	0.00	0.000
Doug Bochtler, R (8, 1) ERA: 1.59	1.0		6	2	0	0	1	1	0	0	0	0	0	14	24	0.00	3.000
Will Cunnane, R (9, 1) ERA:	1.0		3	0	0	0	0	0	0	0	0	0	0	10	15	0.00	0.000

BOTTOM

San Diego Padres @ Philadelphia Phillies
Veterans Stadium, Philadelphia, PA

Fri Apr 11 1997, 3:33 AM EDT
Att: 36,774 - Overcast - 48 F

livebaseballscorecards.com

AB	36
R	3
H	10
RBI	2
BB	3
SO	7
LOB	19



Batter	1	2	3	4	5	6	7	8	9	AB R H RBI BB SO LOB
Gregg Jefferies, S OBP: 0.283, SLG: 0.250 (1, 7)	1-2 F9		1-2 G3-1			4-0 1B BB		1-0 P5		3 0 0 0 1 0 0
Mickey Morandini, L OBP: 0.244, SLG: 0.190 (1, 4)	1-0 G4-6-3 1B			0-0 G4-3		1-3 K			1-3 K	4 0 1 0 0 2 2
Rico Brogna, L OBP: 0.344, SLG: 0.536 (1, 3)	0-0 G4-6-3 1-2f			1-3 K		0-0 1B			2-2 WP 1B	4 0 2 1 0 1 1
Derrick May, L OBP: 0.269, SLG: 0.462 (1, 9)			1-1 G4-3		1-3 K	0-0 G4-3			0-0 F8	4 0 0 0 0 1 3
Mike Lieberthal, R OBP: 0.267, SLG: 0.586 Kevin Sevcik, R OBP: 0.111, SLG: 0.111 (9, PR)			0-0 G4-3 1B		3-3 K		3-3 K		4-2 1B BB	3 0 1 0 1 2 0 0 0 0 0 0 0 0
Scott Rolen, R OBP: 0.256, SLG: 0.220 (1, 5)			0-1 G4-3		1-1 F7		0-0 G4-6-3 1B		0-3 K	4 0 1 0 0 1 3
Wendell Magee, R OBP: 0.250, SLG: 0.281 (1, 8)			3-2 P4		4-1 CS BB		1-0 G4-6-3 1-2f			2 0 0 0 1 0 2
Kevin Stocker, S OBP: 0.302, SLG: 0.341 (1, 6)			3-2 F8		2-1 CS 1-2	1-0 1B 2B		1-3 K		3 1 1 0 0 1 0
Mark Leiter, R Rob Butler, L Jerry Spradlin, S Erik Plantenberg, R Darren Daulton, L Ricky Bottalico, L (1, 1) (6, PH) (7, 1) (8, 1) (8, PH) (9, 1)			3-3 K		2-3 K		2-2 G1-3			1 0 0 0 0 0 1 0 1 0 0 0 0 0 1 1 0 0 0 0 0 0 0 0 0 0 0 0 0 0 0 0 1 0 0 0 0 0 0 0 0 0 0 0 0 0 0 0

Inning Stats	R: 0 E: 0 K: 5 S: 5	H: 1 LOB: 0 BB: 0 P: 7	R: 0 E: 0 K: 8 S: 8	H: 1 LOB: 1 BB: 0 P: 12	R: 0 E: 0 K: 1 S: 11	H: 0 LOB: 0 BB: 0 P: 18	R: 0 E: 0 K: 2 S: 7	H: 0 LOB: 0 BB: 0 P: 9	R: 0 E: 0 K: 1 S: 7	H: 0 LOB: 0 BB: 1 P: 17	R: 1 E: 0 K: 2 S: 12	H: 2 LOB: 2 BB: 1 P: 20	R: 0 E: 0 K: 1 S: 5	H: 1 LOB: 0 BB: 0 P: 9	R: 0 E: 0 K: 1 S: 9	H: 0 LOB: 0 BB: 0 P: 13	R: 0 E: 0 K: 2 S: 12	H: 1 LOB: 2 BB: 1 P: 19	1B: 5 2B: 1 3B: 0 HR: 0	SF: 0 SAC: 0 DP: 2 HBP: 0	WP: 1 PB: 0 SB: 0 CS: 1	PA: 34
PITCHER	IP	WLS	BF	H	R	ER	SO	BB	IBB	HBP	BLK	WP	HR	S	P	ERA	WHIP					
Joey Hamilton, R ERA: 3.6 (1, 1)	7.0		25	5	1	1	7	2	0	0	0	0	0	55	92	1.29	1.000					
Tim Scott, R ERA: (8, 1)	1.0	W	3	0	0	0	1	0	0	0	0	0	0	9	13	0.00	0.000					
Trevor Hoffman, R ERA: 5.06 (9, 1)	1.0	S	5	1	0	0	2	1	0	0	0	1	0	12	19	0.00	2.000					

BOTTOM

San Diego Padres @ Philadelphia Phillies
Veterans Stadium, Philadelphia, PA
Sun Apr 13 1997, 3:33 AM EDT
Att: 16,613 - Cloudy - 64 F

livebaseballscorecards.com

AB	30
R	1
H	6
RBI	1
BB	3
SO	10
LOB	12



Batter	1	2	3	4	5	6	7	8	9	AB R H RBI BB SO LOB	TOP																									
Quilvio Veras, S (1, 4) OBP: 0.333, SLG: 0.356 	1-2 G2-3 			1-1 G3 		1-0 G4-3 	0-1 G1-3 			4 0 0 0 0 0 1																										
Tony Gwynn, L (1, 9) OBP: 0.426, SLG: 0.551 	3-1 G4-3 			2-2 E 1B		0-0 HR 		1-2 F9 		4 1 2 1 0 0 0																										
Steve Finley, L (1, 8) OBP: 0.267, SLG: 0.400 	1-1 G4-3 			0-0 E4 G4-3 1-2		3-3 K 		0-3 K 		4 0 0 0 0 2 1																										
Ken Caminiti, S (1, 5) OBP: 0.315, SLG: 0.444 				2-2 G4-3 1-2f		0-0 2B		1-3 K 		4 0 1 0 0 2 2																										
Wally Joyner, L (1, 3) OBP: 0.383, SLG: 0.465 					2-2 G4-3 	4-0 IBB		0-0 F7 		3 0 0 0 1 0 0																										
Greg Vaughn, R (1, 7) OBP: 0.277, SLG: 0.400 					2-2 F8 	0-2 G4-3 		2-0 HR		4 1 1 1 0 0 2																										
John Flaherty, R (1, 2) OBP: 0.286, SLG: 0.256 				1-1 G3 		3-1 1B 1B		0-0 CS 1B		4 0 2 0 0 0 0																										
Chris Gomez, R (1, 6) OBP: 0.265, SLG: 0.298 				2-1 G4-3 		0-1 SAFE 1-2 1B		1-3 K 1-2		4 0 1 0 0 2 1																										
Andy Ashby, R (1, 1) OBP: 0.250, SLG: 0.143 Sterling Hitchcock, L (9, 1) 				0-3 		0-3 K 		4-2 BB		2 0 0 0 1 2 2 0 0 0 0 0 0 0																										
Inning Stats	R: 0 E: 0 K: 0 S: 7	H: 0 LOB: 0 BB: 0 P: 12	R: 0 E: 0 K: 1 S: 8	H: 0 LOB: 0 BB: 0 P: 12	R: 0 E: 0 K: 1 S: 8	H: 0 LOB: 0 BB: 0 P: 11	R: 0 E: 1 K: 0 S: 10	H: 1 LOB: 1 BB: 0 P: 15	R: 0 E: 0 K: 1 S: 15	H: 2 LOB: 2 BB: 0 P: 22	R: 1 E: 0 K: 1 S: 11	H: 2 LOB: 2 BB: 1 P: 19	R: 0 E: 0 K: 1 S: 8	H: 1 LOB: 1 BB: 1 P: 13	R: 0 E: 0 K: 2 S: 9	H: 0 LOB: 0 BB: 0 P: 11	R: 1 E: 0 K: 1 S: 7	H: 1 LOB: 0 BB: 0 P: 13	1B: 4 2B: 1 3B: 0 HR: 2	SF: 0 SAC: 0 DP: 1 HBP: 0	WP: 0 PB: 0 SB: 0 CS: 1	PA: 35														
PITCHER	IP WLS BF H R ER SO BB IBB HBP BLK WP HR S P ERA WHIP																																			
Jon Lieber, R (1, 1) ERA: 1.37	7.0		28	6	1	1	5	1	1	0	0	0	1	67	104	1.29	1.000																			
Ricardo Rincon, L (8, 1) ERA: 4.5	1.0		3	0	0	0	2	0	0	0	0	0	0	9	11	0.00	0.000																			
John Ericks, R (9, 1) ERA: 1.5	1.0	W	4	1	1	1	1	0	0	0	0	0	1	7	13	9.00	1.000																			

San Diego Padres @ Pittsburgh Pirates
 Three Rivers Stadium, Pittsburgh, PA
 Tue Apr 15 1997, 7:05 PM EDT
 Att: 6,851 - Unknown - 52 F

AB	33
R	2
H	7
RBI	2
BB	2
SO	8
LOB	9



Batter	1	2	3	4	5	6	7	8	9	AB	R	H	RBI	BB	SO	LOB
--------	---	---	---	---	---	---	---	---	---	----	---	---	-----	----	----	-----

Tony Womack, L <small>OBP: 0.302, SLG: 0.354</small> (1, 4)	0-0 G4-3 		1-1 G5-3 			1-1 F7 	1-0 FC3-2 		1-2 HBP 	4	0	0	1	0	0	2				
Jermaine Allensworth, R <small>OBP: 0.347, SLG: 0.366</small> (1, 8)	0-1 F8 			1-0 G6-3 		4-1 1B G3 BB 	0-1 F8 			3	1	0	0	1	0	2				
Al Martin, L <small>OBP: 0.450, SLG: 0.424</small> John Ericks, R (9, 1)	0-0 2B			0-0 FC6-4 1B 		1-3 E 1B 		0-3 K 		4	1	3	0	0	1	0				
Mark Johnson, L <small>OBP: 0.256, SLG: 0.390</small> (1, 3)	1-0 G3-1 			1-0 FC6-4 1B 		3-0 G3 		0-3 K 		4	0	1	1	0	1	2				
Kevin Elster, R <small>OBP: 0.391, SLG: 0.432</small> (1, 6)		4-2 18 CS BB		0-1 FC6-4 		1-1 E6 		2-0 P4 		3	0	0	0	1	0	2				
18 Jason Kendall, R <small>OBP: 0.317, SLG: 0.289</small> (1, 2)		2-2 K 		0-3 K 		1-2 L5-3 		1-1 FC2-6 1B 		4	0	1	0	0	2	4				
Jose Guillen, R <small>OBP: 0.275, SLG: 0.308</small> (1, 9)		1-1 F9 			0-0 G5-3 		0-1 PB SH3-4 FC3-2 1B 		2-0 1B FC2-6 1B 	4	1	2	0	0	0	0				
Joe Randa, R <small>OBP: 0.316, SLG: 0.364</small> (1, 5)			0-2 G5-3 		0-3 K 		0-1 SH3-4 		1-0 FC2-6 1B 	3	0	0	0	0	1	2				
Jon Lieber, L <small>OBP: 0.143, SLG: 0.143</small> Dale Sveum, S <small>OBP: 0.400, SLG: 0.444</small> Ricardo Rincon, L (8, 1)			2-3 K 		1-1 F7 		4-2 FC3-2 BB 		1-1 HBP 	2	0	0	0	0	1	0				
Midre Cummings, L <small>OBP: 0.214, SLG: 0.429</small> Kevin Young, R <small>OBP: 0.571, SLG: 0.571</small> (9, PH)								1-2 2-3 	1-2 1B 	0	0	0	0	0	1	0				
Inning Stats	R: 0 E: 0 K: 0 S: 5	H: 1 LOB: 1 BB: 0 P: 6	R: 0 E: 0 K: 1 S: 9	H: 0 LOB: 0 BB: 1 P: 15	R: 0 E: 0 K: 1 S: 9	H: 0 LOB: 0 BB: 0 P: 12	R: 0 E: 0 K: 1 S: 8	H: 2 LOB: 2 BB: 0 P: 10	R: 0 E: 0 K: 1 S: 6	H: 0 LOB: 0 BB: 0 P: 7	R: 2 E: 1 K: 0 S: 10	H: 1 LOB: 1 BB: 1 P: 20	R: 0 E: 0 K: 0 S: 9	H: 1 LOB: 2 BB: 1 P: 14	R: 0 E: 0 K: 2 S: 7	H: 0 LOB: 0 BB: 0 P: 9	R: 1 E: 0 K: 0 S: 10	H: 3 LOB: 3 BB: 0 P: 16	1B: 7 2B: 1 3B: 0 HR: 0	SF: 0 SAC: 1 DP: 0 HBP: 1

BOTTOM

San Diego Padres @ Pittsburgh Pirates
 Three Rivers Stadium, Pittsburgh, PA

Tue Apr 15 1997, 7:05 PM EDT
 Att. 6,851 - Unknown - 52 F

livebaseballscorecards.com

AB	32
R	3
H	8
RBI	2
BB	3
SO	6
LOB	14



PITCHER	IP	WLS	BF	H	R	ER	SO	BB	IBB	HBP	BLK	WP	HR	S	P	ERA	WHIP
Andy Ashby, R <small>ERA: 2.31</small> (1, 1)	8.1	L	35	7	3	2	6	3	0	0	0	0	0	67	101	2.16	1.200
Sterling Hitchcock, L <small>ERA: 2.3</small> (9, 1)	0.0		2	1	0	0	0	0	0	1	0	0	0	6	8	∞	∞

WP	PA	ERA	WHIP
0	37		
1			
0			
1			

Batter	1	2	3	4	5	6	7	8	9	AB R H RBI BB SO LOB
Tony Womack, L (1, 4) OBP: 0.310, SLG: 0.415	1-3 K		3-2 G4-3		2-2 1B			0-0 HR	1-3 K	5 1 2 1 0 2 0
Jermaine Allensworth, R (1, 8) OBP: 0.370, SLG: 0.457	2-2 1B		0-0 F8-3 1B		3-1 F8			1-1 HR	3-2 P5	5 1 3 1 0 0 2
Emil Brown, R (1, 7) OBP: 0.250, SLG: 0.250	2-0 L6		1-2 F8-3 1-1				1-0 L6	0-2 K	3-2 1B	5 0 1 0 0 1 2
Kevin Young, R (1, 3) OBP: 0.417, SLG: 0.417	0-0 F7			2-3 K			1-3 K	0-1 HR 1B	1-3 K	5 1 1 0 0 3 2
Kevin Elster, R (1, 6) OBP: 0.380, SLG: 0.488		2-3 K		2-3 K			1-3 K	3-2 1-H HR		4 1 1 2 0 3 0
18 Jason Kendall, R (1, 2) OBP: 0.295, SLG: 0.268		2-1 F9		2-0 G5-3			0-1 F9	4-1 1B BB		3 0 0 0 0 0 0
Jeff Granger, R (8, 1)										0 0 0 0 0 0 0
Mark Johnson, L (8, PH) OBP: 0.273, SLG: 0.390										0 0 0 0 1 0 0
Jose Guillen, R (1, 9) OBP: 0.295, SLG: 0.326		2-0 BB 1B		1-2 G5-3			1-3 K	1-1 1B		4 0 2 0 0 1 0
Joe Randa, R (1, 5) OBP: 0.333, SLG: 0.444		4-1 SAFE SAFE		0-0 F9			0-1 HR	3-2 F9		3 1 1 1 1 0 2
Rich Loiselle, R (9, 1)		1-2 BB								0 0 0 0 0 0 0
Matt Ruebel, L (9, 1)										0 0 0 0 0 0 0
Steve Cooke, R (1, 1)		2-2 G5-3			4-2 1B BB		2-3 K	1-0 P3		1 0 0 0 0 0 2
David Wainhouse, L (5, 1)										0 0 0 0 0 0 0
Dale Sveum, S (5, PH) OBP: 0.455, SLG: 0.444										0 0 0 0 1 0 0
Marc Wilkins, R (6, 1)										0 0 0 0 0 0 0
Keith Osik, R (7, PH)										2 0 0 0 0 1 2

Inning Stats	R: 0	H: 1	E: 0	K: 1	S: 9	R: 0	H: 1	E: 0	K: 1	S: 10	R: 0	H: 1	E: 0	K: 0	S: 9	R: 0	H: 0	E: 0	K: 2	S: 7	R: 0	H: 1	E: 0	K: 0	S: 12	R: 0	H: 0	E: 0	K: 2	S: 9	R: 1	H: 1	E: 0	K: 2	S: 10	R: 4	H: 5	E: 0	K: 1	S: 21	R: 0	H: 1	E: 0	K: 2	S: 14
		LOB: 1		BB: 0	P: 14		LOB: 2		BB: 1	P: 22		LOB: 0		BB: 0	P: 13		LOB: 0		BB: 0	P: 13		LOB: 2		BB: 1	P: 22		LOB: 0		BB: 0	P: 12		LOB: 0		BB: 0	P: 13		LOB: 2		BB: 1	P: 34		LOB: 1		BB: 0	P: 22

PITCHER	IP	WLS	BF	H	R	ER	SO	BB	IBB	HBP	BLK	WP	HR	S	P	ERA	WHIP
Fernando Valenzuela, L (1, 1) ERA: 1.5	7.0	W	27	5	1	1	8	2	0	0	0	0	1	66	109	1.29	1.000
Dario Veras, R (8, 1) ERA: 10.8	0.1		5	4	4	4	1	0	0	0	0	0	3	12	16	108.00	12.000
Doug Bochler, R (8, 1) ERA: 1.59	0.0		2	1	0	0	0	1	0	0	0	0	0	3	8	∞	∞
Trevor Hoffman, R (8, 1) ERA: 3.86	1.2	S	6	1	0	0	2	0	0	0	0	0	0	20	32	0.00	0.600

BOTTOM

San Diego Padres @ Pittsburgh Pirates
 Three Rivers Stadium, Pittsburgh, PA

Wed Apr 16 1997, 7:05 PM EDT
 Att. 6,777 - Unknown - 55 F

AB	R	H	RBI	BB	SO	LOB
37	5	11	5	3	11	12

livebaseballscores.com

AB 37
R 5
H 11
RBI 5
BB 3
SO 11
LOB 12



WP	HR	S	P	ERA	WHIP
0	0	0	0	0	0

Batter	1	2	3	4	5	6	7	8	9	AB R H RBI BB SO LOB	TOP		
Royce Clayton, R (1, 6) OBP: 0.246, SLG: 0.371	2-1 E8 1B FC5-2 1B		1-0 G6-3		1-1 G5-3		0-0 F9 1-2		1-0 F9	5 0 1 0 0 0 2			
Dmitri Young, S (1, 3) OBP: 0.309, SLG: 0.420	3-1 FC5-2 FC1-2 1B		1-1 F8			3-3 K	1-0 F7			4 0 1 0 0 1 1			
Ron Gant, R (1, 7) OBP: 0.262, SLG: 0.333	4-1 FC1-2 FC5-2 1-2 BB		3-3 K			2-3 K		2-1 P4		3 0 0 0 1 2 0			
Brian Jordan, R (1, 8) OBP: 0.360, SLG: 0.318	2-2 FC5-2 FC1-2 1-2 2-3 3-H			0-0 2B		1-0 S 2B		2-2 F7		4 1 2 0 0 0 3			
Gary Gaetti, R (1, 5) OBP: 0.281, SLG: 0.308	1-0 FC1-2 1-2 2-3 3-H			0-0 G1-3		4-1 E IBB		1-1 1B		3 0 1 0 1 0 4			
John Mabry, L (1, 9) OBP: 0.250, SLG: 0.209	2-3 K		2-3 K		2-3 K	4-1 FC6-4 BB		0-1 F8		3 0 0 0 1 2 5			
Mike DiFelice, R (1, 2) OBP: 0.214, SLG: 0.167			0-1 F9		0-2 F8	0-0 FC6-4			3-1 P3	4 0 0 0 0 0 3			
David Bell, R (1, 4) OBP: 0.111, SLG: 0.111			3-2 P5		1-0 F9		2-0 P5		3-2 F7	3 0 0 0 0 0 0 1 0 0 0 0 0 0			
Delino DeShields, L (9, PH) OBP: 0.343, SLG: 0.469 (9, 4)													
Matt Morris, R (1, 1) OBP: 0.400, SLG: 0.400			0-3 K		0-1 G5-3		0-1 F9 1B		1-1 3B	1 0 0 0 0 1 0 2 0 1 0 0 0 0 0 0 0 0 0 0 0 1 0 1 0 0 0 0 0 0 0 0 0 0 0			
Mark Petkovsek, R (2, 1) OBP: 0.200, SLG: 0.200													
T.J. Mathews, R (8, 1)													
Willie McGee, S (9, PH) OBP: 0.423, SLG: 0.636													
Dennis Eckersley, R (9, 1)													
Inning Stats	R: 0 H: 2 E: 1 LOB: 3 K: 1 BB: 1 S: 12 P: 26	R: 0 H: 0 E: 0 LOB: 0 K: 1 BB: 0 S: 8 P: 11	R: 0 H: 0 E: 0 LOB: 0 K: 1 BB: 0 S: 6 P: 11	R: 0 H: 1 E: 0 LOB: 1 K: 1 BB: 0 S: 8 P: 10	R: 0 H: 0 E: 0 LOB: 0 K: 0 BB: 0 S: 5 P: 7	R: 1 H: 1 E: 0 LOB: 2 K: 2 BB: 2 S: 10 P: 24	R: 0 H: 1 E: 0 LOB: 1 K: 0 BB: 0 S: 5 P: 8	R: 0 H: 1 E: 0 LOB: 1 K: 0 BB: 0 S: 9 P: 14	R: 0 H: 1 E: 0 LOB: 1 K: 0 BB: 0 S: 9 P: 17	1B: 4 SF: 0 2B: 2 SAC: 0 3B: 1 DP: 0 HR: 0 HBP: 0	WP: 0 PA: 37 PB: 0 SB: 2 CS: 0		
PITCHER	IP WLS BF H R ER SO BB IBB HBP BLK WP HR S P ERA WHIP											PITCHER	IP WLS BF H R ER SO BB IBB HBP BLK WP HR S P ERA WHIP
Sterling Hitchcock, L (1, 1) ERA: 1.52	8.0 L 33 6 1 0 6 2 1 0 0 0 0 0 63 111 0.00 1.000												
Doug Bochtler, R (9, 1) ERA: 1.35	1.0 4 1 0 0 0 0 0 0 0 0 0 0 9 17 0.00 1.000												

St. Louis Cardinals @ San Diego Padres
 Aloha Stadium, Honolulu, HI
 Sat Apr 19 1997, 9:33 AM EDT
 Sunny - 85 F

livebaseballscorecards.com



Batter	1	2	3	4	5	6	7	8	9	AB	R	H	RBI	BB	SO	LOB
Rickey Henderson, R (1, 8) OBP: 0.485, SLG: 0.381	G5-3		BB			K		K		3	0	0	0	1	2	2
Quilvio Veras, S (1, 4) OBP: 0.302, SLG: 0.302	K		P5			G6-3		G3		4	0	0	0	0	1	3
Tony Gwynn, L (1, 9) OBP: 0.429, SLG: 0.586	L1-3					G3		G3		4	0	1	0	0	0	0
Ken Caminiti, S (1, 5) OBP: 0.302, SLG: 0.407		FC5-4 1B				L4		K		4	0	1	0	0	2	1
Wally Joyner, L (1, 3) OBP: 0.365, SLG: 0.438		L6				1B		G3-1		4	0	1	0	0	0	2
Greg Vaughn, R (1, 7) OBP: 0.286, SLG: 0.362		FC5-4 1-2f				G4-3		CS 1B		4	0	1	0	0	0	3
John Flaherty, R (1, 2) OBP: 0.265, SLG: 0.222		FC5-4 1-2f				F8		CS		2	0	0	0	0	0	1
Steve Finley, L (8, PH) OBP: 0.283, SLG: 0.415		SAFE						SH5-4 1B		1	0	1	0	0	0	0
Doug Bochtler, R (9, 1)		SAFE						1B		0	0	0	0	0	0	0
Chris Gomez, R (1, 6) OBP: 0.304, SLG: 0.308			G6-3			G6-3		SH5-4 1B		3	0	1	0	0	0	0
Sterling Hitchcock, L (1, 1)								1B		2	0	0	0	0	1	0
Don Slaught, R (8, PH) (9, 2)			K			F8		SH5-4		0	0	0	0	0	0	0

Inning Stats	R: 0	H: 0	E: 0	K: 1	S: 8	R: 0	H: 1	E: 0	K: 0	S: 9	R: 0	H: 0	E: 0	K: 1	S: 12	R: 0	H: 1	E: 0	K: 0	S: 9	R: 0	H: 0	E: 0	K: 0	S: 7	R: 0	H: 0	E: 0	K: 1	S: 7	R: 0	H: 1	E: 0	K: 1	S: 5	R: 0	H: 2	E: 0	K: 1	S: 11	R: 0	H: 1	E: 0	K: 1	S: 15	1B: 6	2B: 0	3B: 0	HR: 0	SF: 0	SAC: 1	DP: 0	HBP: 0	WP: 0	PB: 0	SB: 0	CS: 1	PA: 34
--------------	------	------	------	------	------	------	------	------	------	------	------	------	------	------	-------	------	------	------	------	------	------	------	------	------	------	------	------	------	------	------	------	------	------	------	------	------	------	------	------	-------	------	------	------	------	-------	-------	-------	-------	-------	-------	--------	-------	--------	-------	-------	-------	-------	--------

PITCHER	IP	WLS	BF	H	R	ER	SO	BB	IBB	HBP	BLK	WP	HR	S	P	ERA	WHIP
Matt Morris, R (1, 1) ERA: 1.5	1.0		3	0	0	0	1	0	0	0	0	0	0	8	12	0.00	0.000
Mark Petkovsek, R (2, 1) ERA: 2.08	6.0	W	21	3	0	0	3	1	0	0	0	0	0	49	75	0.00	0.667
T.J. Mathews, R (8, 1) ERA:	1.0		5	2	0	0	1	0	0	0	0	0	0	11	16	0.00	2.000
Dennis Eckersley, R (9, 1) ERA: 4.15	1.0	S	4	1	0	0	1	0	0	0	0	0	0	15	20	0.00	1.000

BOTTOM

St. Louis Cardinals @ San Diego Padres
 Aloha Stadium, Honolulu, HI
 Sat Apr 19 1997, 9:33 AM EDT
 Sunny - 85 F

livebaseballscores.com

AB	31
R	0
H	6
RBI	0
BB	1
SO	6
LOB	12



Batter	1	2	3	4	5	6	7	8	9	AB R H RBI BB SO LOB	TOP											
Royce Clayton, R (1, 6) OBP: 0.229, SLG: 0.343	1-2 G5-3		1-3 K		0-2 G4-3			0-2 G6-3	1-0 L7	5 0 0 0 0 1 2												
Delino DeShields, L (1, 4) OBP: 0.308, SLG: 0.417	0-2 F7		1-0 G1-4-3			1-3 K		2-2 G4-3		4 0 0 0 0 1 0												
Willie McGee, S (1, 8) (9, 7)	2-2 G4-3		3-2 E1			4-1 1B BB		1-1 E6 1B		3 0 0 0 1 0 0												
Dmitri Young, S (1, 3)		3-2 2B 3B	1-1 G4-3			0-1 F8		3-2 S 1B		4 1 2 0 0 0 2												
Mark Sweeney, L (1, 7) Brian Jordan, R (9, 8)		2-1 1B 1B 2B		0-1 F9		1-0 1B		2-3 K		4 1 2 1 0 1 2 0 0 0 0 0 0 0												
Tom Lampkin, L (1, 2)		0-1 1B 1B		1-1 G6-3		2-0 G4-3			2-2 G6-3	4 0 1 0 0 0 2												
John Mabry, L (1, 9)		2-2 CS 1B		0-0 G5-3			0-3 K2-3		4-1 1B BB	3 0 1 1 1 1 0												
Steve Scarsone, R (1, 5) David Bell, R (7, 5)		3-3 K			1-3 K2-3		1-0 G1-3		1 SAFE 2-3 1 SAFE K	3 0 0 0 0 2 2 1 0 0 0 0 1 1												
Alan Benes, R (1, 1)		0-3 K			0-3 K		1-3 K		0-0 1B	4 0 1 0 0 3 2												
Inning Stats	R: 0 E: 0 K: 0 S: 12	H: 0 LOB: 0 BB: 0 P: 15	R: 2 E: 0 K: 2 S: 17	H: 4 LOB: 2 BB: 0 P: 27	R: 0 E: 1 K: 1 S: 9	H: 0 LOB: 1 BB: 0 P: 15	R: 0 E: 0 K: 0 S: 5	H: 0 LOB: 0 BB: 0 P: 6	R: 0 E: 0 K: 2 S: 10	H: 0 LOB: 0 BB: 0 P: 11	R: 0 E: 0 K: 1 S: 8	H: 1 LOB: 2 BB: 1 P: 16	R: 0 E: 0 K: 2 S: 7	H: 0 LOB: 0 BB: 0 P: 9	R: 0 E: 1 K: 1 S: 18	H: 1 LOB: 2 BB: 0 P: 26	R: 0 E: 0 K: 1 S: 12	H: 1 LOB: 2 BB: 1 P: 21	1B: 5 2B: 2 3B: 1 HR: 0	SF: 0 SAC: 0 DP: 1 HBP: 0	WP: 0 PB: 0 SB: 1 CS: 1	PA: 37
PITCHER	IP WLS BF H R ER SO BB IBB HBP BLK WP HR S P ERA WHIP																					
Tim Worrell, R (1, 1) ERA: 3.2	6.0 L 24 5 2 2 6 1 0 0 0 0 0 0 61 90 3.00 1.000																					
Tim Scott, R (7, 1) ERA:	2.0 8 1 0 0 3 0 0 0 0 0 0 0 25 35 0.00 0.500																					
Dario Veras, R (9, 1) ERA: 8.31	1.0 5 1 0 0 1 1 0 0 0 0 0 0 12 21 0.00 2.000																					

St. Louis Cardinals @ San Diego Padres
Aloha Stadium, Honolulu, HI
Sat Apr 19 1997, 10:05 PM EDT
Att. 37,382 - Unknown - 85 F

AB	35
R	2
H	7
RBI	2
BB	2
SO	10
LOB	13



Batter	1	2	3	4	5	6	7	8	9	AB R H RBI BB SO LOB	TOP																		
Delino DeShields, L OBP: 0.302, SLG: 0.425 (1, 4)	0-1 G5-3		2-2 2B		1-0 F8		2-3 K			4 0 1 1 0 1 2																			
Royce Clayton, R OBP: 0.230, SLG: 0.338 (1, 6)	0-0 G4-3		2-0 G6-3		2-1 1B		2-2 P6			4 0 1 0 0 0 1																			
Willie McGee, S OBP: 0.382, SLG: 0.517 (1, 9) (6, 8)	2-3 K			0-0 G4-3	1-3 K			0-0 L5-3 1B		4 0 1 0 0 2 3																			
Brian Jordan, R OBP: 0.358, SLG: 0.304 Danny Sheaffer, R (6, 2)		0-3 K		3-2 G5-3		2-2 FC5-4 BB HBP		0-0 L5-3		2 0 0 0 0 1 0 1 0 0 0 0 0 1																			
Ron Gant, R OBP: 0.292, SLG: 0.404 Tony Fossas, L (8, 1)		2-1 L4-3 1B		3-2 IHR		4-0 FC5-4 BB		0-3 K		3 1 2 1 1 1 0 0 0 0 0 0 0 0																			
Gary Gaetti, R OBP: 0.271, SLG: 0.296 John Frascatore, R (4, 1) Mark Sweeney, L OBP: 0.296, SLG: 0.250 (6, 9)		0-0 L4-3		0-1 G1-3		0-1 FC5-4			1-0 FC5-4 1B	2 0 0 0 0 0 1 0 0 0 0 0 0 0 2 0 1 0 0 0 2																			
John Mabry, L OBP: 0.286, SLG: 0.240 (1, 3)			1-0 G4-3 1B 2B 1B		3-2 1B BB 1B	0-3 K			2-2 F7	4 1 2 0 0 1 3	AB 33 R 2 H 9 RBI 2 BB 2 SO 7 LOB 20																		
Tom Lampkin, L OBP: 0.279, SLG: 0.317 Rich Batchelor, R (6, 1) Steve Scarsons, R OBP: 0.250, SLG: 0.100 (8, 7)			0-0 G4-3 1B		1-3 K	0-0 F8			0-0 F7	3 0 1 0 0 1 3 0 0 0 0 0 0 0 1 0 0 0 0 0 1																			
Brady Raggio, R (1, 1) David Bell, R OBP: 0.136, SLG: 0.095 (4, 5)			0-0 G4-3		4-0 1B BB		0-0 P5		2-2 FC5-4	1 0 0 0 0 0 2 2 0 0 0 1 0 1																			
Inning Stats	R: 0 E: 0 K: 1 S: 6	H: 0 LOB: 0 BB: 0 P: 8	R: 0 E: 0 K: 1 S: 6	H: 1 LOB: 0 BB: 0 P: 8	R: 1 E: 0 K: 0 S: 7	H: 3 LOB: 1 BB: 0 P: 12	R: 1 E: 0 K: 0 S: 9	H: 1 LOB: 0 BB: 0 P: 15	R: 0 E: 0 K: 2 S: 12	H: 2 LOB: 3 BB: 1 P: 24	R: 0 E: 0 K: 1 S: 8	H: 0 LOB: 2 BB: 1 P: 14	R: 0 E: 0 K: 1 S: 7	H: 0 LOB: 0 BB: 0 P: 11	R: 0 E: 0 K: 1 S: 5	H: 1 LOB: 0 BB: 0 P: 5	R: 0 E: 0 K: 0 S: 8	H: 1 LOB: 1 BB: 0 P: 13	1B: 7 2B: 3 3B: 0 HR: 1	SF: 0 SAC: 0 DP: 3 HBP: 1	WP: 0 PB: 0 SB: 0 CS: 0	PA: 36							
PITCHER Andy Ashby, R ERA: 2.37 Sean Bergman, R ERA: 2.84	IP 7.0	WLS W	BF 29	H 7	R 2	ER 2	SO 6	BB 2	IBB 0	HBP 1	BLK 0	WP 0	HR 0	S 55	P 92	ERA 2.57	WHIP 1.286						ERA 2.00	WHIP 1.000					

St. Louis Cardinals @ San Diego Padres
Aloha Stadium, Honolulu, HI
Sun Apr 20 1997, 9:33 AM EDT
Att. 40,050 - Cloudy - 85 F

livebaseballscorecards.com



Batter	1	2	3	4	5	6	7	8	9
Rickey Henderson, R (1, 8) OBP: 0.476, SLG: 0.379	1-2 2B G4-3 1B	4-0 1-2 BB		2-2 1-3 1B 1B		0-1 S 1B		3-2 F9	
Quilvio Veras, S (1, 4) OBP: 0.319, SLG: 0.328	1-1 G4-3 1-3 2B	0-0 F7		2-1 S 1B 1B		3-3 SAFE K 1-2		2-1 F8	
Tony Gwynn, L (1, 9) OBP: 0.417, SLG: 0.582	0-0 G4-3		2-1 G4-3	2-1 SAFE SAFE SAFE SAFE 1B SAFE		0-0 F7		1-2 G1-6-3	
Ken Caminiti, S (1, 5) OBP: 0.300, SLG: 0.410 Chris Gomez, R (4, PR) OBP: 0.288, SLG: 0.291	1-0 G4-3		2-2 1B CS 1B	3-2 1-1 SAFE SAFE SAFE SAFE 2B		2-2 K			
Wally Joyner, L (1, 3) OBP: 0.386, SLG: 0.472	0-0 FC5-4 1B		2-0 CS 1B	2-0 G3			0-0 1B 2B		
Greg Vaughn, R (1, 7) OBP: 0.250, SLG: 0.309	2-1 FC5-4		0-3 K		0-2 K		0-0 F8		
Archi Cianfrocco, R (1, 6) OBP: 0.429, SLG: 0.333		0-1 G1-3	3-2 CS	4-2 1B BB	4-2 BB		1-0 2H 1B		
John Flaherty, R (1, 2) OBP: 0.245, SLG: 0.204		2-2 G6-3		0-1 P3	1-2 F8		1-2 F7		
Andy Ashby, R (1, 1) OBP: 0.182, SLG: 0.100 Scott Livingstone, L (7, PH) OBP: 0.444, SLG: 0.429 Sean Bergman, R (8, 1)		1-3 K BB		0-3 K	0-0 G5-3		1-2 G3		

Inning Stats	R: 2 E: 0 K: 0 S: 11	H: 3 LOB: 1 BB: 0 P: 16	R: 0 E: 0 K: 1 S: 9	H: 0 LOB: 2 BB: 1 P: 16	R: 1 E: 0 K: 1 S: 12	H: 2 LOB: 0 BB: 0 P: 21	R: 4 E: 0 K: 1 S: 22	H: 4 LOB: 1 BB: 1 P: 36	R: 0 E: 0 K: 1 S: 11	H: 0 LOB: 1 BB: 1 P: 16	R: 0 E: 0 K: 2 S: 10	H: 1 LOB: 1 BB: 0 P: 15	R: 1 E: 0 K: 0 S: 9	H: 2 LOB: 1 BB: 0 P: 12	R: 0 E: 0 K: 0 S: 9	H: 0 LOB: 0 BB: 0 P: 15
--------------	-------------------------------	----------------------------------	------------------------------	----------------------------------	-------------------------------	----------------------------------	-------------------------------	----------------------------------	-------------------------------	----------------------------------	-------------------------------	----------------------------------	------------------------------	----------------------------------	------------------------------	----------------------------------


PITCHER	IP	WLS	BF	H	R	ER	SO	BB	IBB	HBP	BLK	WP	HR	S	P	ERA	WHIP
Brady Raggio, R (1, 1) ERA: 9.0	3.2	L	22	9	7	7	3	2	0	0	0	1	0	53	86	17.18	3.000
John Frascatore, R (4, 1) ERA: 2.16	1.1		5	0	0	0	1	1	0	0	0	0	0	12	19	0.00	0.750
Rich Batchelor, R (6, 1) ERA: 4.09	2.0		9	3	1	1	2	0	0	0	0	0	0	19	27	4.50	1.500
Tony Fossas, L (8, 1) ERA: 3.18	1.0		3	0	0	0	0	0	0	0	0	0	0	9	15	0.00	0.000

BOTTOM

St. Louis Cardinals @ San Diego Padres
 Aloha Stadium, Honolulu, HI
 Sun Apr 20 1997, 9:33 AM EDT
 Att: 40,050 - Cloudy - 85 F

AB	R	H	RBI	BB	SO	LOB
4	2	3	0	1	0	0
5	2	2	2	0	1	3
5	1	1	2	0	0	2
3	1	2	2	0	0	0
1	0	0	0	0	1	1
4	1	3	0	0	0	1
4	0	0	0	0	2	4
2	1	1	1	2	0	0
4	0	0	0	0	0	3
3	0	0	0	0	2	2
1	0	0	0	0	0	1
0	0	0	0	0	0	0

AB	36
R	8
H	12
RBI	7
BB	3
SO	6
LOB	17



WP	HR	S	P	ERA	WHIP
1	0	15	40		
0	0	0	4		
2	0	0	2		

Houston Astros @ San Diego Padres
Qualcomm Stadium, San Diego, CA

Tue Apr 22 1997, 10:05 PM EDT
Att. 16,748 - Unknown - 70 F

AB	42
R	12
H	15
RBI	10
BB	3
SO	8
LOB	18



AB R H RBI BB SO LOB

TOP

Batter	1	2	3	4	5	6	7	8	9
Craig Biggio, R (1, 4) OBP: 0.349, SLG: 0.481	2-2 G6-3		2-3 K		1-2 5 G6-3 1B		3-2 E5 5 1B BB		0-2 F8
Pat Listach, S (1, 6) OBP: 0.266, SLG: 0.228	3-2 CS 1B		2-1 B1-3		0-0 P3		4-1 G5-3 5 1B BB		0-2 G4-3
5 Jeff Bagwell, R (1, 3) OBP: 0.427, SLG: 0.606	1-0 F9			2-2 1B 2B	3-2 G6-3		1-1 G5-3 1B		3-2 HR
Derek Bell, R (1, 8) OBP: 0.312, SLG: 0.300	1 SAFE 0-0 CS 1-2	3-3 K		3-1 BB E 1B 2-H	2-0 1B 2-H		2-2 G5-3 1-2 2-3		2-1 BB E 1B
Luis Gonzalez, L (1, 7) OBP: 0.319, SLG: 0.290			1-1 G5-3 1B HBP	4-1 E E BB 1-2	0-0 P6		1-3 K		0-1 E4 BB 1B 1-2
Sean Berry, R (1, 5) OBP: 0.267, SLG: 0.286			1-1 G5-3 1B 1-2	1-1 E5 SF8 1-H 2-H		0-1 CS 1B		0-3 K	4-1 1B 1B BB 1-2 2-3
James Mouton, R (1, 9) OBP: 0.250, SLG: 0.400			1-0 G5-3 1-2 2-3	2-2 SF8 3-H		0-3 K		3-2 F9	3-2 1B 1B 1-2 2-H 3-H
Brad Ausmus, R (1, 2) OBP: 0.383, SLG: 0.357			1-0 G3-1	1-1 G3-1		1 SAFE 1-1 G1-3 1-2		3-2 2B	1-2 1B 1B 1-3 2-H
Shane Reynolds, R (1, 1) OBP: 0.143, SLG: 0.286			1-3 K	1-1 F8			0-0 G6-3		1-0 1B
Thomas Howard, S (9, PH) OBP: 0.519, SLG: 0.682									1-2 1B
Billy Wagner, L (9, 1)									3-H 1B

6	2	2	1	0	1	0
5	0	1	0	1	1	3
5	2	3	2	0	0	2
5	2	3	2	0	1	2
3	2	0	0	1	1	4
4	2	2	0	1	1	0
4	1	1	3	0	1	3
5	1	2	1	0	0	3
4	0	0	0	0	2	1
1	0	1	1	0	0	0
0	0	0	0	0	0	0

Inning Stats	R: 0	H: 1	E: 0	LOB: 0	K: 0	BB: 0	S: 10	P: 16
	R: 0	H: 1	E: 0	LOB: 2	K: 1	BB: 0	S: 8	P: 15
	R: 0	H: 0	E: 0	LOB: 0	K: 2	BB: 0	S: 8	P: 13
	R: 4	H: 2	E: 1	LOB: 0	K: 0	BB: 1	S: 16	P: 29
	R: 1	H: 2	E: 0	LOB: 1	K: 0	BB: 0	S: 9	P: 15
	R: 0	H: 1	E: 0	LOB: 0	K: 1	BB: 0	S: 9	P: 10
	R: 1	H: 1	E: 1	LOB: 2	K: 1	BB: 1	S: 15	P: 26
	R: 0	H: 1	E: 0	LOB: 1	K: 2	BB: 0	S: 12	P: 20
	R: 6	H: 6	E: 1	LOB: 2	K: 1	BB: 1	S: 29	P: 46
	1B: 12	SF: 1	2B: 2	SAC: 0	3B: 0	DP: 0	HR: 1	HBP: 1
	WP: 0	PA: 48	PB: 0	SB: 0	CS: 2			

PITCHER	IP	WLS	BF	H	R	ER	SO	BB	IBB	HBP	BLK	WP	HR	S	P	ERA	WHIP
Fernando Valenzuela, L (1, 1) ERA: 1.96	5.0	L	23	6	5	2	3	1	0	1	0	0	0	51	88	3.60	1.400
Will Cunnane, R (6, 1) ERA:	2.0		9	2	1	0	2	1	0	0	0	0	0	24	36	0.00	1.500
Dario Veras, R (8, 1) ERA: 7.5	1.2		11	4	5	2	2	1	0	0	0	0	1	30	52	10.80	3.000
Sean Bergman, R (9, 1) ERA: 4.05	0.1		4	3	1	0	1	0	0	0	0	0	0	11	14	0.00	9.000

Batter	1	2	3	4	5	6	7	8	9	AB	R	H	RBI	BB	SO	LOB
Rickey Henderson, R (1, 8) OBP: 0.435, SLG: 0.333	3-2 G5-3 ①		2-2 B2-3 ②		1-1 G5-3 ②			1-3 K ①		4	0	0	0	0	1	1
Quilvio Veras, S (1, 4) OBP: 0.342, SLG: 0.349	1-3 K ②		4-2 1B BB		2-2 2B			4-2 HR BB		2	1	1	0	2	1	0
Tony Gwynn, L (1, 9) OBP: 0.421, SLG: 0.620	1-2 E7		0-0 FC6-4 1B		3-2 G5-3 ③			1-2 1-H HR		4	1	2	3	0	0	1
Wally Joyner, L (1, 3) OBP: 0.377, SLG: 0.456	0-0 G3-1 ③		0-0 FC6-4 1-2f		2-0 1B B1-4-3			0-0 F8 ②		4	0	1	0	0	0	3
Greg Vaughn, R (1, 7) OBP: 0.235, SLG: 0.288		3-2 F7 ①		1-3 K ①		0-0 B1-4-3 ① ②		1-3 K ③		4	0	0	0	0	2	1
Scott Livingstone, L (1, 5) OBP: 0.333, SLG: 0.300		1-0 G4-3 ②		0-1 G4-3 ②		0-2 P6 ③			1-3 K ①	3	0	0	0	0	0	0
Archi Cianfrocco, R (9, PH) OBP: 0.400, SLG: 0.308										1	0	0	0	0	1	0
John Flaherty, R (1, 2) OBP: 0.281, SLG: 0.231		0-0 CS 1B		1-2 1B			1-2 P6 ①		4-2 BB	3	0	2	0	1	0	0
Chris Gomez, R (1, 6) OBP: 0.286, SLG: 0.288		3-2 CS 1-2	1-1 SH1-4 1B		2-2 L6 ③		0-0 G5-3 ②		1-3 K ②	4	1	1	0	0	1	2
Fernando Valenzuela, L (1, 1) Don Slaught, R (5, PH) Will Cunnane, R (6, 1) Chris Jones, R (7, PH) Dario Veras, R (8, 1) Sean Bergman, R (9, 1) Carlos Hernandez, R (9, PH)			1-1 SH1-4 ①		0-3 K ①		1-1 G6-3 ③		0-3 K ③	0	0	0	0	0	0	0
										1	0	0	0	0	1	0
										0	0	0	0	0	0	0
										1	0	0	0	0	0	0
										0	0	0	0	0	0	0
										0	0	0	0	0	0	0
										0	0	0	0	0	0	0
										1	0	0	0	0	1	1

Inning Stats	R: 0	H: 0	E: 1	K: 1	S: 15	H: 0	LOB: 1	BB: 0	P: 20	R: 0	H: 1	E: 0	K: 0	S: 7	H: 1	LOB: 0	BB: 0	P: 14	R: 1	H: 2	E: 0	K: 0	S: 12	H: 2	LOB: 2	BB: 1	P: 20	R: 0	H: 1	E: 0	K: 1	S: 11	H: 1	LOB: 1	BB: 0	P: 15	R: 0	H: 1	E: 0	K: 1	S: 11	H: 1	LOB: 1	BB: 0	P: 17	R: 0	H: 1	E: 0	K: 0	S: 6	H: 1	LOB: 0	BB: 0	P: 8	R: 0	H: 0	E: 0	K: 0	S: 6	H: 0	LOB: 0	BB: 0	P: 8	R: 2	H: 1	E: 0	K: 2	S: 15	H: 1	LOB: 0	BB: 1	P: 22	R: 0	H: 0	E: 0	K: 3	S: 12	H: 0	LOB: 1	BB: 1	P: 18	1B: 5	SF: 0	2B: 1	SAC: 1	3B: 0	DP: 1	HR: 1	HBP: 0	WP: 0	PA: 37
--------------	------	------	------	------	-------	------	--------	-------	-------	------	------	------	------	------	------	--------	-------	-------	------	------	------	------	-------	------	--------	-------	-------	------	------	------	------	-------	------	--------	-------	-------	------	------	------	------	-------	------	--------	-------	-------	------	------	------	------	------	------	--------	-------	------	------	------	------	------	------	------	--------	-------	------	------	------	------	------	-------	------	--------	-------	-------	------	------	------	------	-------	------	--------	-------	-------	-------	-------	-------	--------	-------	-------	-------	--------	-------	--------

PITCHER	IP	WLS	BF	H	R	ER	SO	BB	IBB	HBP	BLK	WP	HR	S	P	ERA	WHIP
Shane Reynolds, R (1, 1) ERA: 2.75	8.0	W	32	7	3	3	5	2	0	0	0	0	1	83	124	3.38	1.125
Billy Wagner, L (9, 1) ERA:	1.0		4	0	0	0	3	1	0	0	0	0	0	12	18	0.00	1.000


BOTTOM

Houston Astros @ San Diego Padres
Qualcomm Stadium, San Diego, CA

Tue Apr 22 1997, 10:05 PM EDT
Att: 16,748 - Unknown - 70 F

livebaseballscorecards.com

AB	32
R	3
H	7
RBI	3
BB	3
SO	8
LOB	9



Batter	1	2	3	4	5	6	7	8	9	AB R H RBI BB SO LOB	TOP																	
Craig Biggio, R (1, 4) OBP: 0.370, SLG: 0.481	1-2 CS BB 1B		0-1 5 1B 1B	4-2 1B BB		4-2 1B 5 HR BB	1-1 G5-3		0-3 K	4 2 2 0 2 1 1																		
Bill Spiers, L (1, 6) OBP: 0.479, SLG: 0.472	4-1 5 CS BB		3-1 G1-3 5 1B WP 1B	1-1 1B BB		1-0 SAFE 5 HR 1B	1-3 K		1-0 F7	4 2 3 1 1 1 0 1 0 0 0 0 0 1																		
Tim Bogar, R (7, 6) OBP: 0.235, SLG: 0.200	1-2 BB		1-2 1B	1-3 2-H 1B		1-3 5 HR 1B																						
5 Jeff Bagwell, R (1, 3) OBP: 0.437, SLG: 0.645	3-3 K		2-1 WP G1-3 1B	3-2 F9		0-0 1-H 3-H HR	2-1 1B			5 1 3 4 0 1 4																		
Derek Bell, R (1, 8) OBP: 0.293, SLG: 0.280	1-2 2-3 F9		1-2 2-3 G1-3 1B			1-2 F9	0-0 G5-3	2-2 F9		5 0 0 0 0 0 4																		
Thomas Howard, S (1, 7) OBP: 0.531, SLG: 0.667			2-1 F8 1B 1B			2-2 1B 2B 1B	1-1 2B 1B		1-0 G3-1	5 2 3 0 0 0 2																		
Sean Berry, R (1, 5) OBP: 0.300, SLG: 0.316			1-0 PB 1B 1B	1-3 K		0-0 1B 2B 1B	1-2 F8		3-3 K	5 2 2 0 0 2 2																		
Bobby Abreu, L (1, 9) OBP: 0.435, SLG: 0.420			1-0 G6-3 1B			2-0 S 1B HBP	0-2 F7	2-0 1-H 2B 2B		3 2 2 2 0 0 2 1 0 0 0 0 0 0																		
James Mouton, R (6, 9) OBP: 0.241, SLG: 0.385			1-0 G6-3 1B			0-1 SAFE F8	2-0 1-H 2-H 2B	1-0 2B 2B		5 0 3 3 0 0 2																		
Brad Ausmus, R (1, 2) OBP: 0.404, SLG: 0.426	1-0 G6-3		1-0 F8			0-1 SAFE F8	2-0 1-H 2-H 2B	1-0 2B 2B																				
Mike Hampton, R (1, 1)			0-0 F8			1-3 SAFE K	0-0 G5-3	0-2 G5-3																				
Ramon Garcia, R (4, 1)									2-3 K	2 0 0 0 0 1 2 2 0 0 0 0 0 2 0 0 0 0 0 0 0 1 0 0 0 0 1 1 0 0 0 0 0 0 0																		
Tom Martin, L (8, 1)																												
Ray Montgomery, R (9, PH) OBP: 0.333, SLG: 0.250																												
John Hudek, S (9, 1)																												
Inning Stats	R: 0 E: 0 K: 1 S: 11	H: 1 LOB: 1 BB: 1 P: 22	R: 1 E: 0 K: 0 S: 6	H: 3 LOB: 1 BB: 0 P: 9	R: 2 E: 0 K: 1 S: 13	H: 3 LOB: 1 BB: 0 P: 21	R: 1 E: 0 K: 1 S: 13	H: 1 LOB: 2 BB: 1 P: 24	R: 2 E: 0 K: 0 S: 12	H: 3 LOB: 1 BB: 0 P: 17	R: 5 E: 0 K: 0 S: 15	H: 5 LOB: 1 BB: 1 P: 25	R: 0 E: 0 K: 1 S: 11	H: 1 LOB: 1 BB: 0 P: 17	R: 0 E: 0 K: 1 S: 5	H: 0 LOB: 0 BB: 0 P: 9	R: 0 E: 0 K: 2 S: 8	H: 1 LOB: 1 BB: 0 P: 11	1B: 14 2B: 4 3B: 0 HR: 1	SF: 0 SAC: 0 DP: 1 HBP: 1	WP: 1 PB: 1 SB: 1 CS: 2	PA: 47						
PITCHER	IP WLS BF H R ER SO BB IBB HBP BLK WP HR S P ERA WHIP												PITCHER	IP WLS BF H R ER SO BB IBB HBP BLK WP HR S P ERA WHIP														
Joey Hamilton, R (1, 1) ERA: 4.56	3.2		20	8	4	4	3	2	0	1	0	1	0	40	70	9.82	2.727											
Tim Worrell, R (4, 1) ERA: 4.71	1.1	L	9	4	4	4	0	1	0	0	0	0	0	18	31	27.00	3.750											
Tim Scott, R (6, 1) ERA: 2.89	2.0		11	5	3	3	1	0	0	0	0	0	1	23	34	13.50	2.500											
Doug Bochtler, R (8, 1) ERA: 1.17	1.0		3	0	0	0	1	0	0	0	0	0	0	5	9	0.00	0.000											
Trevor Hoffman, R (9, 1) ERA: 3.38	1.0		4	1	0	0	2	0	0	0	0	0	0	8	11	0.00	1.000											

Houston Astros @ San Diego Padres
Qualcomm Stadium, San Diego, CA

Wed Apr 23 1997, 10:05 PM EDT
Att. 15,534 - Unknown - 64 F

livebaseballscorecards.com

AB 43
R 11
H 18
RBI 10
BB 3
SO 7
LOB 23



BOTTOM

Houston Astros @ San Diego Padres
Qualcomm Stadium, San Diego, CA

AB 37
R 7
H 10
RBI 6
BB 4
SO 1
LOB 20



WP: 0 PA: 43
PB: 1
SB: 0
CS: 0

ERA WHIP

Wed Apr 23 1997, 10:05 PM EDT
Att: 15,534 - Unknown - 64 F

AB R H RBI BB SO LOB

3 1 0 1 2 0 3
0 0 0 0 0 0 0

5 0 2 1 0 0 3

5 1 2 2 0 0 1

5 1 3 1 0 0 2

4 0 0 0 0 0 3

4 1 1 1 0 0 1

4 2 2 0 0 0 2

1 1 0 0 0 0 2
0 0 0 0 1 0 0
0 0 0 0 0 0 0
2 0 0 0 0 0 0
1 0 0 0 0 0 1

1B: 8 SF: 1
2B: 1 SAC: 1
3B: 0 DP: 1
HR: 1 HBP: 0

Batter	1	2	3	4	5	6	7	8	9
Rickey Henderson, R OBP: 0.431, SLG: 0.306 Trevor Hoffman, R (9, 1)	4-2 G4-6-3 BB		2-1 E4 1B 2B	0-0 FC5-4 1-2f 3-H		3-2 G6-3		4-1 BB	
Quilvio Veras, S OBP: 0.346, SLG: 0.353 (1, 4)	1-1 G4-6-3 1-2f		3-1 2B 1B	0-0 G5-3		0-0 1B		3-2 G6-3	
Tony Gwynn, L OBP: 0.420, SLG: 0.618 (1, 9)	1-1 G4-3		0-0 2B		1-1 SH1-3 SF9 1B	0-0 G6-3		3-2 G6-3	
Greg Vaughn, R OBP: 0.260, SLG: 0.359 (1, 7)		2-0 F7	2-1 P6		2-1 SF9 SH1-3 1B		3-1 G4-3 1B	1-0 HR	
John Flaherty, R OBP: 0.262, SLG: 0.214 (1, 2)		0-0 L9	2-1 G6-3		0-0 SH1-3		1-2 F7	1-1 G5-3	
Wally Joyner, L OBP: 0.364, SLG: 0.443 (1, 3)		0-1 G6-3		2-0 E4 1B E	1-0 SF9		0-0 G4-3	3-1 1B	
Archi Cianfrocco, R OBP: 0.389, SLG: 0.267 Doug Bochtler, R (8, 1) Chris Jones, R OBP: 0.286, SLG: 0.333 (9, 8)			1-1 E6 FC5-6 1B	3-3 K	4-2 BB		0-0 G1-3	1-1 F9	
Chris Gomez, R OBP: 0.299, SLG: 0.302 (1, 6)			2-0 E FC5-6 1B	2-0 E8 PB FC5-4 1B	0-0 G4-3		2-1 F8		
Joey Hamilton, R (1, 1) Tim Worrell, R OBP: 0.429, SLG: 0.333 Tim Scott, R (6, 1) Scott Livingstone, L OBP: 0.286, SLG: 0.250 Don Slaught, R (7, PH)			0-0 FC5-6 1B E 2B	4-0 FC5-4 BB		0-0 F7		1-2 G6-3	

Inning Stats	R: 0	H: 0	E: 0	K: 0	S: 7	H: 0	LOB: 0	BB: 1	P: 13	R: 0	H: 0	E: 0	K: 0	S: 4	R: 0	H: 0	E: 0	K: 0	S: 13	R: 2	H: 1	E: 2	K: 1	S: 7	R: 1	H: 2	E: 0	K: 0	S: 10	R: 0	H: 1	E: 0	K: 0	S: 6	R: 0	H: 1	E: 0	K: 0	S: 9	R: 0	H: 0	E: 0	K: 0	S: 11	R: 1	H: 2	E: 0	K: 0	S: 12	1B: 8	SF: 1	2B: 1	SAC: 1	3B: 0	DP: 1	HR: 1	HBP: 0	WP: 0	PA: 43
--------------	------	------	------	------	------	------	--------	-------	-------	------	------	------	------	------	------	------	------	------	-------	------	------	------	------	------	------	------	------	------	-------	------	------	------	------	------	------	------	------	------	------	------	------	------	------	-------	------	------	------	------	-------	-------	-------	-------	--------	-------	-------	-------	--------	-------	--------

PITCHER	IP	WLS	BF	H	R	ER	SO	BB	IBB	HBP	BLK	WP	HR	S	P	ERA	WHIP
Mike Hampton, L ERA: 4.33 (1, 1)	3.1		18	4	5	0	1	2	0	0	0	0	0	29	60	0.00	1.800
Ramon Garcia, R ERA: 1.98 (4, 1)	3.2	W	16	4	1	1	0	1	0	0	0	0	0	27	42	2.46	1.364
Tom Martin, L ERA: (8, 1)	1.0		4	0	0	0	0	1	0	0	0	0	0	11	21	0.00	1.000
John Hudek, R ERA: 2.57 (9, 1)	1.0		5	2	1	1	0	0	0	0	0	0	1	12	21	9.00	2.000

Batter	1	2	3	4	5	6	7	8	9	AB R H RBI BB SO LOB	TOP									
Rickey Henderson, R OBP: 0.418, SLG: 0.325 (1, 8)	2-1 G5-3		1-1 SH1-4 HR 2B		1-2 F7		3-2 K			4 1 1 2 0 1 2										
Quilvio Veras, S OBP: 0.333, SLG: 0.338 (1, 4)	3-2 G5-3		1-0 SH1-4		0-1 G5-3			3-2 F8		3 0 0 0 0 0 0										
Tony Gwynn, L OBP: 0.424, SLG: 0.646 (1, 9)	2-2 G3		3-2 HR		0-0 G3-1			4-2 FC4-6 BB		3 1 1 2 1 0 0										
Ken Caminiti, S OBP: 0.284, SLG: 0.385 (1, 5)		3-3 K	2-3 K		0-0 F8			1 SAFE 1-2 FC4-6		4 0 0 0 0 2 1										
Greg Vaughn, R OBP: 0.247, SLG: 0.338 (1, 7)		1-0 F8		3-3 K		3-1 G1-3		1-3 K		4 0 0 0 0 2 1										
Wally Joyner, L OBP: 0.343, SLG: 0.415 (1, 3)		2-1 L3		2-1 G3-1			2-0 F8		2-1 F9	4 0 0 0 0 0 0										
John Flaherty, R OBP: 0.277, SLG: 0.233 (1, 2)			0-0 G5-3	1-2 1B			2-1 FC9-6 BB 1B		1-0 G6-3	4 0 2 0 0 0 0										
Chris Gomez, R OBP: 0.314, SLG: 0.297 (1, 6)			4-0 SH 2B BB	1 SAFE 1-2 F7			4-0 FC9-6 BB		4-2 BB	1 1 0 0 2 0 1 0 0 0 0 1 0 0 0 0 0 0 0 0 0										
Phil Plantier, L (9, PH)																				
Chris Jones, R OBP: 0.286, SLG: 0.333 (9, PR)																				
Sterling Hitchcock, L (1, 1)			0-1 SH 2B		1-3 K		1-2 FC9-6		0-0 G4-3	1 1 0 0 0 1 0 1 0 0 0 0 0 2 0 1 0 0 0 0 0 1										
Don Slaughter, R (7, PH)																				
Will Cunnane, R (7, 1)																				
Joey Long, R (7, 1)																				
Sean Bergman, R (8, 1)																				
Scott Livingstone, L OBP: 0.267, SLG: 0.231 (9, PH)																				
Inning Stats	R: 0 E: 0 K: 0 S: 12	H: 0 LOB: 0 BB: 0 P: 19	R: 0 E: 0 K: 1 S: 8	H: 0 LOB: 0 BB: 0 P: 14	R: 4 E: 1 K: 1 S: 14	H: 2 LOB: 0 BB: 1 P: 25	R: 0 E: 0 K: 1 S: 14	H: 1 LOB: 1 BB: 0 P: 21	R: 0 E: 0 K: 1 S: 8	H: 0 LOB: 0 BB: 0 P: 10	R: 0 E: 0 K: 1 S: 11	H: 1 LOB: 2 BB: 1 P: 23	R: 0 E: 0 K: 1 S: 20	H: 0 LOB: 1 BB: 1 P: 29	R: 0 E: 0 K: 0 S: 8	H: 0 LOB: 1 BB: 1 P: 15	1B: 2 2B: 1 3B: 0 HR: 1	SF: 0 SAC: 2 DP: 0 HBP: 0	WP: 0 PB: 0 SB: 0 CS: 0	PA: 36
PITCHER	IP WLS BF H R ER SO BB IBB HBP BLK WP HR S P ERA WHIP																			
Denny Neagle, L ERA: 4.22 (1, 1)	7.0 W 28 4 4 1 5 2 0 0 0 0 0 1 71 119 1.29 0.857																			
Mike Bielecki, R ERA: 1.5 (8, 1)	1.0 4 0 0 0 1 1 0 0 0 0 0 0 20 29 0.00 1.000																			
Mark Wohlers, R ERA: 2.89 (9, 1)	1.0 S 4 0 0 0 0 1 0 0 0 0 0 0 8 15 0.00 1.000																			

San Diego Padres @ Atlanta Braves
 Turner Field, Atlanta, GA
 Fri Apr 25 1997, 7:05 PM EDT
 Att. 43,376 - Unknown - 66 F

livebaseballscorecards.com

AB	30
R	4
H	4
RBI	4
BB	4
SO	6
LOB	8



Batter	1	2	3	4	5	6	7	8	9	AB	R	H	RBI	BB	SO	LOB
Kenny Lofton, L OBP: 0.464, SLG: 0.560 (1, 8)	F8		F8		P6		S			4	0	1	1	0	0	1
Michael Tucker, L OBP: 0.408, SLG: 0.485 (1, 7)	F7		G6-3		K		K			2	0	0	0	0	0	1
Ryan Klesko, L OBP: 0.274, SLG: 0.466 (4, 7)										2	0	0	0	0	2	1
10 Chipper Jones, S OBP: 0.386, SLG: 0.451 (1, 5)					G6-3		P3		F9	4	0	1	0	0	0	0
Fred McGriff, L OBP: 0.382, SLG: 0.405 (1, 3)										4	1	1	0	0	1	1
Andrew Jones, R OBP: 0.354, SLG: 0.442 (1, 9)										3	1	2	0	1	0	0
Javy Lopez, R OBP: 0.403, SLG: 0.600 (1, 2)										3	1	1	3	1	0	1
Mark Lemke, S OBP: 0.333, SLG: 0.383 (1, 4)										3	1	1	1	0	0	2
Jeff Blauser, R OBP: 0.436, SLG: 0.582 (1, 6)										2	1	0	0	0	0	1
Rafael Belliard, R OBP: 0.333, SLG: 0.333 (8, 6)										0	0	0	0	0	0	0
Denny Neagle, L OBP: 0.167, SLG: 0.167 (1, 1)										2	0	1	0	0	1	0
Keith Lockhart, L OBP: 0.200, SLG: 0.125 (7, PH)										0	0	0	0	0	0	0
Mike Mordecai, R OBP: 0.471, SLG: 0.667 (7, PH)										1	0	0	0	0	0	1
Mike Bielecki, R (8, 1)										0	0	0	0	0	0	0
Mark Wohlers, R (9, 1)										0	0	0	0	0	0	0

Inning Stats	R: 0	H: 1	R: 0	H: 1	R: 0	H: 1	R: 4	H: 4	R: 0	H: 0	R: 1	H: 1	R: 0	H: 0	R: 0	H: 0	R: 1	H: 1	R: 0	H: 0	1B: 5	SF: 0	WP: 1	PA: 33
E: 0	LOB: 1	E: 0	LOB: 1	E: 0	LOB: 0	E: 0	LOB: 0	E: 0	LOB: 0	E: 0	LOB: 1	E: 1	LOB: 1	E: 0	LOB: 0	E: 0	LOB: 1	E: 1	LOB: 1	E: 10	LOB: 1	2B: 1	SAC: 0	PB: 0
K: 1	BB: 0	K: 0	BB: 1	K: 0	BB: 0	K: 1	BB: 0	K: 1	BB: 0	K: 1	BB: 0	K: 1	BB: 1	K: 0	BB: 0	K: 10	BB: 1	K: 10	BB: 1	K: 10	BB: 1	3B: 0	DP: 2	SB: 3
S: 12	P: 20	S: 7	P: 13	S: 7	P: 10	S: 7	P: 10	S: 14	P: 9	S: 5	P: 9	S: 17	P: 20	S: 10	P: 20	S: 10	P: 20	S: 10	P: 20	S: 10	P: 20	HR: 2	HBP: 1	CS: 0

PITCHER	IP	WLS	BF	H	R	ER	SO	BB	IBB	HBP	BLK	WP	HR	S	P	ERA	WHIP
Sterling Hitchcock, L ERA: 2.43 (1, 1)	6.0		24	7	4	4	3	1	0	0	0	1	2	49	79	6.00	1.333
Will Cunnane, R ERA: 1.42 (7, 1)	0.1	L	2	0	1	1	0	0	0	1	0	0	0	7	11	27.00	0.000
Joey Long, L ERA: (7, 1)	1.1		6	1	0	0	1	1	0	0	0	0	0	17	31	0.00	1.500
Sean Bergman, R ERA: 3.86 (8, 1)	0.1		1	0	0	0	0	0	0	0	0	0	0	3	5	0.00	0.000


BOTTOM

San Diego Padres @ Atlanta Braves
Turner Field, Atlanta, GA

Fri Apr 25 1997, 7:05 PM EDT
Att: 43,376 - Unknown - 66 F

AB	30
R	5
H	8
RBI	5
BB	2
SO	4
LOB	9

livebaseballscorecards.com



Batter	1	2	3	4	5	6	7	8	9	AB	R	H	RBI	BB	SO	LOB
Kenny Lofton, L OBP: 0.457, SLG: 0.545 (1, 8) B C X	1-1 F7 ①		2-2 10 2B 1B		1-1 B3 ①					3	1	1	0	0	0	0
Mark Lemke, S OBP: 0.342, SLG: 0.391 (1, 4) C X	0-1 10 FC5-4 1B		1-3 K		1-1 10 1B 1B					3	0	2	0	0	1	2
10 Chipper Jones, S OBP: 0.378, SLG: 0.449 (1, 5) X	0-0 FC5-4 ② 1-2f		3-1 1-H 2-H 2B		1 SAFE 3-2 1 SAFE 1-2 1B					3	0	2	2	0	0	1
Fred McGriff, L OBP: 0.368, SLG: 0.381 (1, 3) B 1 SAFE 1 SAFE X	1-0 P6 ③		3-3 K							2	0	0	0	0	1	2
Andruw Jones, R OBP: 0.364, SLG: 0.490 (1, 9) B S X		1-1 F9 ①		4-1 CS BB						1	0	0	0	1	0	0
Ryan Klesko, L OBP: 0.265, SLG: 0.429 (1, 7) B X		1-0 G4-3 ②		4-2 1 SAFE 1 SAFE 1 SAFE 2B 1-2 BB						1	0	0	0	1	0	0
Eddie Pérez, R OBP: 0.053, SLG: 0.053 (1, 2) C B X		1-2 F7 ③		0-0 P4 ②						2	0	0	0	0	0	1
Jeff Blausen, R OBP: 0.444, SLG: 0.600 (1, 6) F X			0-1 FC5-6 1B	1-0 1 SAFE X	1-3 2B					2	0	2	0	0	0	0
Greg Maddux, R (1, 1) 1 SAFE L 1 SAFE X			0-1 FC5-6 10 2B 1B 1-2f	1-3 K						2	1	0	0	0	1	3

Inning Stats	R: 0 E: 0 K: 0 S: 6	H: 1 LOB: 1 BB: 0 P: 8	R: 0 E: 0 K: 0 S: 6	H: 0 LOB: 0 BB: 0 P: 9	R: 2 E: 0 K: 2 S: 15	H: 3 LOB: 1 BB: 0 P: 24	R: 0 E: 0 K: 1 S: 8	H: 1 LOB: 2 BB: 2 P: 18	R: 0 E: 0 K: 0 S: 7	H: 2 LOB: 2 BB: 0 P: 12	1B: 5 2B: 2 3B: 0 HR: 0	SF: 0 SAC: 0 DP: 0 HBP: 0	WP: 0 PB: 0 SB: 0 CS: 1	PA: 21
---------------------	------------------------------	---------------------------------	------------------------------	---------------------------------	-------------------------------	----------------------------------	------------------------------	----------------------------------	------------------------------	----------------------------------	----------------------------------	------------------------------------	----------------------------------	--------

PITCHER	IP	WLS	BF	H	R	ER	SO	BB	IBB	HBP	BLK	WP	HR	S	P	ERA	WHIP
Fernando Valenzuela, L ERA: 2.3 (1, 1)	4.1	L	21	7	2	2	3	2	0	0	0	0	0	42	71	4.15	2.077


BOTTOM

San Diego Padres @ Atlanta Braves
Turner Field, Atlanta, GA

Sun Apr 27 1997, 3:33 AM EDT
Att. 36,399 - Overcast - 56 F

livebaseballscorecards.com

AB	19
R	2
H	7
RBI	2
BB	2
SO	3
LOB	9



Batter	1	2	3	4	5	6	7	8	9
Luis Castillo, S OBP: 0.370, SLG: 0.333 (1, 4)	0-1 G5-3 FC4-6 BB	4-2 FC4-6 BB		1-1 1B		2-2 HR 1B	3-1 G1-3	4-2 FC6-4 BB	
Edgar Renteria, R OBP: 0.273, SLG: 0.286 (1, 6)	4-1 BB HR BB	0-0 FC4-6 1-2f		0-0 F8		2-3 HR 1B	4-2 G5-4-3 BB	1-2 FC6-4 1-2f	
Gary Sheffield, R OBP: 0.470, SLG: 0.478 (1, 9)	4-1 BB HR BB		4-2 2B BB	2-2 L7		3-2 HR 1B	2-1 G5-4-3		
Bobby Bonilla, S OBP: 0.356, SLG: 0.338 (1, 5)	4-2 HR BB		1 SAFE 1-3 2B	0-0 2B		2-1 BB 1B	0-1 E9 1B	0-0 BB 2B	
Moises Alou, R OBP: 0.402, SLG: 0.713 (1, 8)	0-0 HR		0-0 P3			0-0 F7 1B	3-0 FC6-4 1B	4-0 BB FC5-4 IBB	
Cliff Floyd, L OBP: 0.269, SLG: 0.348 (1, 7)	0-1 F9		4-2 FC6-4 BB			4-0 G5-4-3 BB	3-1 FC6-4 1B	3-2 F8	
Jeff Conine, R OBP: 0.427, SLG: 0.536 (1, 3)	1-3 HR		1-2 P5			2-0 G5-4-3 1-2f	0-0 FC6-4 1-2f	4-1 FC5-4 BB 1-2 2-3 BB	
Gregg Zaun, S OBP: 0.458, SLG: 0.188 (1, 2)			0-0 L8	2-2 FC6-4 1-2f				4-2 FC5-4 BB 1-2 2-3 3-H	
Tony Saunders, L (1, 1) John Cangelosi, S (4, PH) Felix Hernandez, L (5, 1) Kurt Abbott, R (6, PH) Jay Powell, R (7, 1) Dennis Cook, L (8, 1) John Wehner, R (8, PH) Robb Nen, R (9, 1)		1-2 P8		3-2 L5		3-2 HR 1B	2-2 G1-3 1B	3-1 FC5-4 BB 1-2f 2-3 3-H	

Inning Stats	R: 4 E: 0 K: 12 S: 15	H: 1 LOB: 0 BB: 3 P: 25	R: 0 E: 0 K: 8 S: 8	H: 0 LOB: 1 BB: 1 P: 13	R: 0 E: 0 K: 15 S: 9	H: 1 LOB: 3 BB: 2 P: 26	R: 0 E: 0 K: 9 S: 9	H: 1 LOB: 1 BB: 0 P: 15	R: 0 E: 0 K: 4 S: 4	H: 1 LOB: 1 BB: 1 P: 12	R: 6 E: 1 K: 2 S: 22	H: 6 LOB: 1 BB: 1 P: 43	R: 0 E: 0 K: 0 S: 11	H: 1 LOB: 1 BB: 1 P: 22	R: 2 E: 0 K: 0 S: 18	H: 1 LOB: 3 BB: 4 P: 41
--------------	--------------------------------	----------------------------------	------------------------------	----------------------------------	-------------------------------	----------------------------------	------------------------------	----------------------------------	------------------------------	----------------------------------	-------------------------------	----------------------------------	-------------------------------	----------------------------------	-------------------------------	----------------------------------

PITCHER	IP	WLS	BF	H	R	ER	SO	BB	IBB	HBP	BLK	WP	HR	S	P	ERA	WHIP
Tim Worrell, R (1, 1) ERA: 5.19	5.0		25	4	4	4	1	7	0	0	0	0	1	48	91	7.20	2.200
Tim Scott, R (6, 1) ERA: 7.45	0.1	L	6	4	5	5	1	1	0	0	0	0	1	15	29	135.00	15.000
Will Cunnane, R (6, 1) ERA: 2.25	1.2		8	3	1	1	1	1	0	0	0	0	0	18	36	5.40	2.400
Joey Long, L (8, 1) ERA: 9.0	0.2		7	1	2	2	0	3	1	0	0	0	0	14	36	27.00	6.000
Doug Bachtler, R (8, 1) ERA: 1.0	0.1		1	0	0	0	0	0	0	0	0	0	0	4	5	0.00	0.000

BOTTOM

San Diego Padres @ Florida Marlins
Pro Player Stadium, Miami, FL

Mon Apr 28 1997, 7:05 PM EDT
Att. 16,528 - Cloudy - 73 F

AB	R	H	RBI	BB	SO	LOB
4	1	2	0	2	0	1
4	1	0	0	2	1	8
3	2	1	4	2	0	3
4	3	4	0	1	0	0
4	3	2	5	1	0	3
3	0	1	0	2	0	2
4	0	0	1	1	1	6
3	1	0	1	2	1	4
1	0	0	0	0	0	0
1	0	0	0	0	0	0
0	0	0	0	0	0	0
1	1	1	0	0	0	0
1	0	1	0	0	0	0
0	0	0	0	0	0	0
1	0	0	1	0	0	2
0	0	0	0	0	0	0

1B	2B	3B	HR	SF	SAC	DP	HBP
8	2	0	2	0	0	2	0

WP	PA
0	47

livebaseballscorecards.com



Batter	1	2	3	4	5	6	7	8	9	AB R H RBI BB SO LOB	TOP
Rickey Henderson, R OBP: 0.394, SLG: 0.269 Doug Bochtler, R Trevor Hoffman, R	2-2 G3-1		4-1 1B HBP 1-2 BB		0-1 G4-6-3 1-2f		1-2 G2-3			3 0 0 0 1 0 1 0 0 0 0 0 0 0 0 0 0 0 0 0 0	
Quilvio Veras, S OBP: 0.330, SLG: 0.337	0-3 K		1-0 FC5 1B 1-2 HBP 2-3		3-1 1B			1-0 G4-3		3 0 1 0 0 1 0	
Tony Gwynn, L OBP: 0.406, SLG: 0.585	0-0 G6-3		1-0 1B		0-0 G3			1-2 G3		4 0 1 1 0 0 1	
Archi Cianfrocco, R OBP: 0.348, SLG: 0.250		2-3 K	0-1 FC5		0-0 1B			2-3 K		4 0 1 0 0 2 3	
Greg Vaughn, R OBP: 0.278, SLG: 0.380		0-0 G5-4-3 1B		0-1 S 1B		1-3 K		2-3 K		4 0 2 0 0 2 1	
Derrek Lee, R OBP: 0.444, SLG: 0.286		2-2 G5-4-3 1-2f		2-3 SAFE 1-2 K		2-3 SAFE SAFE SAFE SAFE K		1-1 G3-1 1B		4 0 1 0 0 2 3	
John Flaherty, R OBP: 0.276, SLG: 0.232 Ken Caminiti, S OBP: 0.291, SLG: 0.368			4-2 1B BB BB		0-0 G6-3		0-0 G5-3		0-2 G3-1	2 0 0 0 1 0 2 1 0 0 0 0 0 1	AB 32 R 1 H 8 RBI 1 BB 2 SO 9 LOB 15
Chris Gomez, R OBP: 0.313, SLG: 0.355			3-1 HBP BB 1B 1-3 1B		0-1 F9		1-0 G6-3		2-3 K	4 1 1 0 0 1 2	
Sean Bergman, R OBP: 0.500, SLG: 0.500 Phil Plantier, L Chris Jones, R OBP: 0.250, SLG: 0.286			0-3 K		3-2 G4-6-3 1B		1-1 G3-1			2 0 1 0 0 1 1 1 0 0 0 0 0 0 0 0 0 0 0 0 0	
Inning Stats	R: 0 H: 0 E: 0 LOB: 0 K: 1 BB: 0 S: 7 P: 9	R: 0 H: 1 E: 0 LOB: 0 K: 1 BB: 0 S: 7 P: 11	R: 1 H: 2 E: 0 LOB: 3 K: 1 BB: 2 S: 13 P: 26	R: 0 H: 1 E: 0 LOB: 1 K: 1 BB: 0 S: 8 P: 10	R: 0 H: 2 E: 0 LOB: 1 K: 0 BB: 0 S: 10 P: 16	R: 0 H: 1 E: 0 LOB: 1 K: 2 BB: 0 S: 9 P: 12	R: 0 H: 0 E: 0 LOB: 0 K: 0 BB: 0 S: 6 P: 9	R: 0 H: 0 E: 0 LOB: 0 K: 1 BB: 0 S: 9 P: 13	R: 0 H: 1 E: 0 LOB: 1 K: 2 BB: 0 S: 11 P: 16	1B: 8 SF: 0 2B: 0 SAC: 0 3B: 0 DP: 2 HR: 0 HBP: 1	WP: 0 PA: 35 PB: 0 SB: 1 CS: 0
PITCHER Kevin Brown, R ERA: 1.96 Robb Nen, R ERA: 7.36	IP WLS BF H R ER SO BB IBB HBP BLK 8.0 W 31 7 1 1 7 2 0 1 0	IP WLS BF H R ER SO BB IBB HBP BLK 1.0 S 4 1 0 0 2 0 0 0 0	IP WLS BF H R ER SO BB IBB HBP BLK 8.0 W 31 7 1 1 7 2 0 1 0	IP WLS BF H R ER SO BB IBB HBP BLK 8.0 W 31 7 1 1 7 2 0 1 0	IP WLS BF H R ER SO BB IBB HBP BLK 8.0 W 31 7 1 1 7 2 0 1 0	IP WLS BF H R ER SO BB IBB HBP BLK 8.0 W 31 7 1 1 7 2 0 1 0	IP WLS BF H R ER SO BB IBB HBP BLK 8.0 W 31 7 1 1 7 2 0 1 0	IP WLS BF H R ER SO BB IBB HBP BLK 8.0 W 31 7 1 1 7 2 0 1 0	IP WLS BF H R ER SO BB IBB HBP BLK 8.0 W 31 7 1 1 7 2 0 1 0	ERA WHIP 1.12 1.125 0.00 1.000	ERA WHIP 0.00 1.000

San Diego Padres @ Florida Marlins
 Pro Player Stadium, Miami, FL
 Tue Apr 29 1997, 7:05 PM EDT
 Att. 22,343 - Unknown - 85 F

livebaseballscorecards.com



Batter	1	2	3	4	5	6	7	8	9	AB R H RBI BB SO LOB	TOP
Quilvio Veras, S (1, 4) OBP: 0.324, SLG: 0.330	1-3 	3-2 			2-1 		1-2 		0-1 	5 0 1 2 0 1 4	
Chris Gomez, R (1, 6) OBP: 0.322, SLG: 0.375	2-2 	3-3 			1-0 			1-0 		4 0 2 0 0 1 2	
Tony Gwynn, L (1, 9) OBP: 0.390, SLG: 0.561	0-1 				3-2 			0-0 		4 0 0 0 0 0 2	
Ken Caminiti, S (1, 5) OBP: 0.289, SLG: 0.363	2-2 				1-3 		1-2 	0-3 		4 0 1 0 0 2 2	
Greg Vaughn, R (1, 7) OBP: 0.277, SLG: 0.373		2-2 			1-2 		2-1 	1-3 		4 1 1 0 0 1 2	
Derrek Lee, R (1, 3) OBP: 0.462, SLG: 0.222		4-2 			1-3 		1-0 		4-1 	2 1 0 0 2 1 1	
John Flaherty, R (1, 2) OBP: 0.275, SLG: 0.233		2-2 			1-0 		1-1 		1-1 	4 0 1 0 0 0 5	
Chris Jones, R (1, 8) OBP: 0.417, SLG: 0.333		4-2 			1-0 		2-0 		4-0 	2 0 1 0 2 0 1	
Sterling Hitchcock, L (1, 1) Marc Kroon, R (8, 1) Tim Scott, R (8, 1) Don Slaught, R (9, PH)		0-3 			1-3 		0-1 		4-1 	3 0 0 0 0 2 4 0 0 0 0 0 0 0 0 0 0 0 0 0 0 0 0 0 0 1 0 0	
Inning Stats	R: 0 H: 1 E: 0 LOB: 1 K: 1 BB: 0 S: 15 P: 20	R: 2 H: 2 E: 0 LOB: 2 K: 2 BB: 2 S: 22 P: 40	R: 0 H: 0 E: 0 LOB: 0 K: 1 BB: 0 S: 10 P: 15	R: 0 H: 1 E: 0 LOB: 0 K: 1 BB: 0 S: 5 P: 8	R: 0 H: 0 E: 0 LOB: 0 K: 1 BB: 0 S: 6 P: 10	R: 0 H: 1 E: 1 LOB: 2 K: 0 BB: 0 S: 10 P: 16	R: 0 H: 1 E: 0 LOB: 0 K: 2 BB: 0 S: 6 P: 9	R: 0 H: 1 E: 0 LOB: 1 K: 2 BB: 0 S: 8 P: 10	R: 0 H: 0 E: 0 LOB: 2 K: 0 BB: 3 S: 6 P: 19	1B: 6 SF: 0 2B: 2 SAC: 0 3B: 0 DP: 3 HR: 0 HBP: 0	WP: 0 PA: 37 PB: 1 SB: 0 CS: 0
PITCHER Bobby Jones, R (1, 1) ERA: 3.4 Greg McMichael, R (8, 1) ERA: 2.3 Toby Borland, R (9, 1) ERA: 4.09 John Franco, L (9, 1) ERA: 0.66	IP WLS BF H R ER SO BB IBB HBP BLK WP HR S P ERA WHIP 7.0 W 28 6 2 2 6 2 0 0 0 0 0 0 74 118 2.57 1.143 1.0 4 1 0 0 2 0 0 0 0 0 0 0 8 10 0.00 1.000 0.1 3 0 0 0 0 2 0 0 0 0 0 0 3 12 0.00 6.000 0.2 S 2 0 0 0 0 1 0 0 0 0 0 0 3 7 0.00 1.500	PITCHER IP WLS BF H R ER SO BB IBB HBP BLK WP HR S P ERA WHIP									

San Diego Padres @ New York Mets
 Shea Stadium, Flushing, NY
 Wed Apr 30 1997, 7:05 PM EDT
 Att. 12,429 - Unknown - 66 F

AB	32
R	2
H	7
RBI	2
BB	5
SO	8
LOB	23



Batter	1	2	3	4	5	6	7	8	9	AB	R	H	RBI	BB	SO	LOB	TOP
Quilvio Veras, S OBP: 0.318, SLG: 0.333 (1, 4) X	0-0 B1		0-0 G4-3 SF8 2B	0-3 K		0-0 G6-3		0-0 F9		5	1	1	0	0	1	1	
Chris Gomez, R OBP: 0.326, SLG: 0.369 (1, 6) X	0-0 2B 1B		0-0 G4-3	0-0 L5			4-0 1B HR BB	0-0 G5-3		4	1	1	0	1	0	2	
Tony Gwynn, L OBP: 0.400, SLG: 0.578 (1, 9) X	0-0 1-3 2B		0-0 SF8		0-0 F8		0-0 FC3-6 1B	0-0 G1-4-3 1B		4	0	3	1	0	0	0	
Ken Caminiti, S OBP: 0.295, SLG: 0.393 Archi Cianfrocco, R OBP: 0.348, SLG: 0.250 (1, 5) X (9, 5)	0-0 F7		1-0 3-H BB HBP		0-0 HR		0-0 FC3-6 1-2f HR	0-0 F9		4	2	1	1	0	0	5	
Greg Vaughn, R OBP: 0.283, SLG: 0.402 (1, 7) X	0-0 F8		4-0 1-2 FC6-4 BB		0-3 K		0-0 1-H 3-H HR	0-0 G1-4-3 1-2f		4	1	1	3	1	1	3	
Derrek Lee, R OBP: 0.412, SLG: 0.231 (1, 3) X		0-0 G1-3	0-0 FC6-4 1-2f		0-0 FC6-4 1B		0-0 F9			4	0	1	0	0	0	2	
John Flaherty, R OBP: 0.298, SLG: 0.338 (1, 2) X		0-0 HR		0-0 HR	0-0 FC6-4 1-2f		0-0 1B			4	2	3	2	0	0	1	
Chris Jones, R OBP: 0.375, SLG: 0.308 (1, 8) X		0-0 F8		0-0 HR		0-0 G6-3 1B	0-0 F3	0-0 F9		4	0	1	0	0	0	1	
Andy Ashby, R OBP: 0.111, SLG: 0.059 (1, 1) X		0-0 F9		0-0 G6-3 1-2		0-3 K		0-3 K		4	0	0	0	0	2	1	
Inning Stats	R: 0 E: 0 K: 0 S: 5 H: 2 LOB: 2 BB: 0 P: 5	R: 1 E: 0 K: 0 S: 4 H: 1 LOB: 0 BB: 0 P: 4	R: 1 E: 0 K: 0 S: 4 H: 1 LOB: 2 BB: 1 P: 9	R: 1 E: 0 K: 1 S: 7 H: 2 LOB: 1 BB: 0 P: 7	R: 1 E: 0 K: 1 S: 7 H: 2 LOB: 1 BB: 0 P: 7	R: 0 E: 0 K: 1 S: 5 H: 0 LOB: 0 BB: 0 P: 5	R: 3 E: 0 K: 0 S: 6 H: 3 LOB: 1 BB: 1 P: 10	R: 0 E: 0 K: 1 S: 5 H: 0 LOB: 0 BB: 0 P: 5	R: 0 E: 0 K: 0 S: 3 H: 1 LOB: 0 BB: 0 P: 3	1B: 6 2B: 2 3B: 0 HR: 4 SF: 1 SAC: 0 DP: 1 HBP: 1	WP: 0 PB: 0 SB: 0 CS: 0 PA: 41						
PITCHER	IP WLS BF H R ER SO BB IBB HBP BLK WP HR S P ERA WHIP	IP WLS BF H R ER SO BB IBB HBP BLK WP HR S P ERA WHIP	IP WLS BF H R ER SO BB IBB HBP BLK WP HR S P ERA WHIP	IP WLS BF H R ER SO BB IBB HBP BLK WP HR S P ERA WHIP	IP WLS BF H R ER SO BB IBB HBP BLK WP HR S P ERA WHIP	IP WLS BF H R ER SO BB IBB HBP BLK WP HR S P ERA WHIP	IP WLS BF H R ER SO BB IBB HBP BLK WP HR S P ERA WHIP	IP WLS BF H R ER SO BB IBB HBP BLK WP HR S P ERA WHIP	IP WLS BF H R ER SO BB IBB HBP BLK WP HR S P ERA WHIP								
Dave Micki, R ERA: 4.46 (1, 1)	5.0 L 25 8 4 4 2 1 0 1 0 0 3 27 32 7.20 1.800																
Barry Manuel, R ERA: 6.08 (6, 1)	2.0 10 3 3 3 1 1 0 0 0 0 0 1 11 15 13.50 2.000																
Takashi Kashiwada, L ERA: (8, 1)	1.0 3 0 0 0 0 1 0 0 0 0 0 0 5 5 0.00 0.000																
Ricardo Jordan, L ERA: 3.86 (9, 1)	1.0 3 1 0 0 0 0 0 0 0 0 0 0 3 3 0.00 1.000																

San Diego Padres @ New York Mets
Shea Stadium, Flushing, NY
Thu May 01 1997, 3:33 AM EDT
Att. 12,344 - Sunny - 65 F

livebaseballscorecards.com

AB	37
R	7
H	12
RBI	7
BB	2
SO	4
LOB	16



Batter	1	2	3	4	5	6	7	8	9	AB	R	H	RBI	BB	SO	LOB
Carl Everett, S OBP: 0.213, SLG: 0.263 (1, 8)	0-0 G3		0-0 L3			0-0 L8		0-0 E4 2B 1B		4	1	0	0	0	0	0
Edgardo Alfonzo, R OBP: 0.353, SLG: 0.417 (1, 5) (8, 6)	0-0 E S 1B		0-0 G5-3			0-0 G4-3		0-0 1B 2B		4	1	2	0	0	0	0
John Olerud, L OBP: 0.429, SLG: 0.548 (1, 3) B B B	4-0 1-3 BB				0-0 G6-3		0-0 F8		0-0 G6-3 1B	3	0	1	2	1	0	0
Todd Hundley, S OBP: 0.350, SLG: 0.506 (1, 2) S S Alberto Castillo, R OBP: 0.385, SLG: 0.273 (8, 2)	0-3 K				0-0 G3-1		0-0 FC5-4 1B		0-0 G6-3	3	0	1	0	0	1	2
Bernard Gilkey, R OBP: 0.306, SLG: 0.326 (1, 7)	0-0 G5-3				0-0 S 1B		0-0 FC5-4 FC6 1-2f		0-0 G3 1B	4	1	2	0	0	0	3
Carlos Baerga, S OBP: 0.200, SLG: 0.221 (1, 4)			0-0 G1-3		0-0 G3-1		0-0 FC6 1B 1-2f		0-0 G3	4	0	0	0	0	0	3
Butch Huskey, R OBP: 0.224, SLG: 0.400 (1, 9)			0-0 F9			0-3 K		0-0 1B		4	0	2	1	0	1	0
Rey Ordonez, R OBP: 0.274, SLG: 0.284 (1, 6) Matt Franco, L OBP: 0.417, SLG: 0.421 (7, PH) (8, 5)			0-0 P4			0-0 G1-3		0-0 G3-1		2	0	0	0	0	0	0
Dave Micki, R OBP: 0.182, SLG: 0.273 (5, PH) Steve Blass, L OBP: 0.529, SLG: 0.500 (6, 1) Barry Manuel, R (8, 1) Takashi Kashiwada, L (8, PH) Alex Ochoa, R OBP: 0.239, SLG: 0.239 (9, 1) Ricardo Jordan, L (9, PH) Lance Johnson, L OBP: 0.407, SLG: 0.357			0-0 G4-3			0-3 K		0-0 G3-1		1	0	0	0	0	0	0

Inning Stats	R: 0	H: 1	R: 0	H: 0	R: 0	H: 0	R: 0	H: 1	R: 0	H: 0	R: 0	H: 2	R: 2	H: 2	R: 1	H: 2	1B: 7	SF: 0	WP: 0	PA: 36
	E: 0	LOB: 2	E: 0	LOB: 0	E: 0	LOB: 0	E: 0	LOB: 1	E: 0	LOB: 0	E: 0	LOB: 2	E: 1	LOB: 0	E: 0	LOB: 1	2B: 1	SAC: 0	PB: 0	
	K: 1	BB: 1	K: 0	BB: 0	K: 0	BB: 0	K: 0	BB: 0	K: 2	BB: 0	K: 0	BB: 0	K: 0	BB: 0	K: 0	BB: 0	3B: 0	DP: 1	SB: 2	
	S: 6	P: 10	S: 3	P: 3	S: 3	P: 3	S: 4	P: 4	S: 7	P: 7	S: 3	P: 5	S: 5	P: 5	S: 5	P: 5	HR: 0	HBP: 0	CS: 0	

PITCHER	IP	WLS	BF	H	R	ER	SO	BB	IBB	HBP	BLK	WP	HR	S	P	ERA	WHIP	IP	WLS	BF	H	R	ER	SO	BB	IBB	HBP	BLK	WP	HR	S	P	ERA	WHIP	
Andy Ashby, R ERA: 2.09 (1, 1)	9.0	W	36	8	3	2	3	1	0	0	0	0	0	41	45	2.00	1.000																		


BOTTOM

San Diego Padres @ New York Mets
Shea Stadium, Flushing, NY

Thu May 01 1997, 3:33 AM EDT
Att. 12,344 - Sunny - 65 F

livebaseballscores.com

AB	35
R	3
H	8
RBI	3
BB	1
SO	3
LOB	13



Batter	1	2	3	4	5	6	7	8	9	AB	R	H	RBI	BB	SO	LOB
Quilvio Veras, S OBP: 0.330, SLG: 0.343 (1, 4)	2-1 G4-3 1B 2B	2-2 G6-3		4-2 S BB		H 1-0 HBP		0-1 FC6-4 BB 1-2f		3	1	1	0	1	0	2
Chris Gomez, R OBP: 0.330, SLG: 0.364 (1, 6)	1-2 G4-3 2-3		2-1 1B WP 1B	3-2 P5 1-3		1 SAFE 1-0 F9		4-1 BB 1-2 BB		4	0	1	0	1	0	3
Tony Gwynn, L OBP: 0.409, SLG: 0.607 (1, 9)	3-2 S 2B 1B 3-H		2-1 F7		0-2 F8 S 1B		1-1 HR	0-2 F9		5	2	3	2	0	0	3
Ken Caminiti, S OBP: 0.320, SLG: 0.402 (1, 5) Terry Shumpert, R (9, PR)	4-2 2B BB 1-2		1-0 1B 1-3		4-1 BB 1-2		0-0 G4-3		2-2 PB 1B	3	0	2	0	2	0	0
Greg Vaughn, R OBP: 0.279, SLG: 0.402 (1, 7)	2-0 2B 1-H 2-H		1-1 P3		1-1 F8 2-3		0-3 K		2-3 K 1-3	5	0	1	1	0	2	5
Derrek Lee, R OBP: 0.381, SLG: 0.188 (1, 3) Doug Bochtler, R (8, 1) Phil Plantier, L (9, PH)	1-3 K		2-3 K		0-3 K		4-2 BB		4-2 BB	3	0	0	0	1	3	5
John Flaherty, R OBP: 0.281, SLG: 0.317 (1, 2)																
Chris Jones, R OBP: 0.333, SLG: 0.444 (1, 8)																
Fernando Valenzuela, L OBP: 0.125, SLG: 0.125 (1, 1) Archi Cianfrocco, R (8, 3) OBP: 0.375, SLG: 0.286																

Inning Stats	R: 2	H: 3	E: 0	K: 1	S: 14	H: 3	LOB: 1	BB: 1	P: 27	R: 0	H: 1	E: 0	K: 0	S: 8	R: 0	H: 2	E: 0	K: 1	S: 10	R: 1	H: 1	E: 0	K: 0	S: 13	R: 0	H: 1	E: 0	K: 1	S: 14	R: 0	H: 1	E: 0	K: 0	S: 4	R: 1	H: 1	E: 0	K: 1	S: 12	R: 0	H: 1	E: 0	K: 0	S: 11	R: 0	H: 1	E: 0	K: 2	S: 16	1B: 7	2B: 2	3B: 0	HR: 2	SF: 0	SAC: 0	DP: 0	HBP: 1
--------------	------	------	------	------	-------	------	--------	-------	-------	------	------	------	------	------	------	------	------	------	-------	------	------	------	------	-------	------	------	------	------	-------	------	------	------	------	------	------	------	------	------	-------	------	------	------	------	-------	------	------	------	------	-------	-------	-------	-------	-------	-------	--------	-------	--------

PITCHER	IP	WLS	BF	H	R	ER	SO	BB	IBB	HBP	BLK	WP	HR	S	P	ERA	WHIP
Jeff Juden, R ERA: 4.18 (1, 1)	6.0		29	8	3	3	3	3	0	1	0	1	1	63	107	4.50	1.833
Anthony Telford, R ERA: 5.17 (7, 1)	0.2		4	1	1	1	1	1	0	0	0	0	1	11	16	13.50	3.000
Dave Veres, R ERA: 2.75 (7, 1)	0.2	W	3	1	0	0	0	0	0	0	0	0	0	6	7	0.00	1.500
Ugueth Urbina, R ERA: 1.29 (8, 1)	1.2	S	8	1	0	0	2	2	0	0	0	0	0	22	37	0.00	1.800

BOTTOM

Montreal Expos @ San Diego Padres
Qualcomm Stadium, San Diego, CA
Fri May 02 1997, 10:05 PM EDT
Att: 22,503 - Unknown - 73 F

AB	37
R	4
H	11
RBI	4
BB	6
SO	6
LOB	25



WP: 1	PA: 44
PB: 2	
SB: 4	
CS: 0	

Batter	1	2	3	4	5	6	7	8	9	AB R H RBI BB SO LOB	TOP	
Mark Grudzielanek, R (1, 6) OBP: 0.342, SLG: 0.455	2-1 HBP		0-0 G3-1			0-2 G4-3		4-2 BB		2 0 0 0 1 0 0	<p>Montreal Expos @ San Diego Padres Qualcomm Stadium, San Diego, CA</p> <p>Sat May 03 1997, 10:05 PM EDT Att. 45,424 - Unknown - 71 F</p>	
Mike Lansing, R (1, 4) OBP: 0.284, SLG: 0.344	0-3 K		0-1 F8			1-1 G5-3		1-2 L4		4 0 0 0 0 1 3		
Rondell White, R (1, 8) OBP: 0.322, SLG: 0.468	3-3 K				0-3 K					4 0 0 0 0 3 1		
David Segui, S (1, 3) OBP: 0.412, SLG: 0.556	1-2 F8				0-0 1B		3-1 G4-3			4 0 1 0 0 1 1		
Henry Rodriguez, L (1, 7) OBP: 0.357, SLG: 0.639		1-3 K			1-3 K		1-2 P5			4 0 0 0 0 3 1		
Darrin Fletcher, L (1, 2) OBP: 0.297, SLG: 0.541		1-1 2B			0-0 G4-3		1-2 F6			3 0 1 0 0 0 1		
Vladimir Guerrero, R (1, 9)		0-1 G6-3			0-0 P3			2-0 1B CS HBP		2 0 0 0 0 0 1		
Doug Strange, S (1, 5) OBP: 0.375, SLG: 0.472		3-3 K			1-2 F9			1-0 B2		1 0 0 0 0 1 1		
F.P. Santangelo, S (2, 5) OBP: 0.449, SLG: 0.438										2 0 0 0 0 0 1		
Dustin Hermanson, R (1, 1) OBP: 0.200, SLG: 0.800			0-3 K			0-3 K		0-0 1B CS		2 0 0 0 0 2 0		
Omar Daal, L (6, 1) OBP: 0.333, SLG: 0.333										0 0 0 0 0 0 0		
Marc Valdes, R (6, 1) OBP: 0.333, SLG: 0.333										0 0 0 0 0 0 0		
Joe Orsulak, L (8, PH) OBP: 0.419, SLG: 0.462										1 0 1 0 0 0 0		
Anthony Telford, R (8, 1) OBP: 0.400, SLG: 0.600										0 0 0 0 0 0 0		
Inning Stats	R: 0 H: 0 E: 0 LOB: 1 K: 2 BB: 0 S: 11 P: 17	R: 0 H: 1 E: 0 LOB: 1 K: 2 BB: 0 S: 12 P: 17	R: 0 H: 0 E: 0 LOB: 0 K: 1 BB: 0 S: 6 P: 6	R: 0 H: 1 E: 0 LOB: 1 K: 2 BB: 0 S: 11 P: 12	R: 0 H: 0 E: 0 LOB: 0 K: 1 BB: 0 S: 7 P: 8	R: 0 H: 0 E: 0 LOB: 0 K: 0 BB: 0 S: 6 P: 7	R: 0 H: 0 E: 0 LOB: 0 K: 0 BB: 0 S: 10 P: 15	R: 0 H: 1 E: 0 LOB: 2 K: 0 BB: 1 S: 7 P: 15	R: 0 H: 0 E: 0 LOB: 0 K: 3 BB: 0 S: 12 P: 16	1B: 2 SF: 0 2B: 1 SAC: 0 3B: 0 DP: 0 HR: 0 HBP: 2	WP: 0 PA: 32 PB: 0 SB: 1 CS: 2	
PITCHER	IP WLS BF H R ER SO BB IBB HBP BLK WP HR S P ERA WHIP											
Tim Worrell, R (1, 1) ERA: 4.01	7.2 W 28 3 0 0 8 1 0 2 0 0 0 67 93 0.00 0.522											
Trevor Hoffman, R (8, 1) ERA: 5.59	1.1 S 4 0 0 0 3 0 0 0 0 0 0 0 15 20 0.00 0.000											

livebaseballscorecards.com

AB	29
R	0
H	3
RBI	0
BB	1
SO	11
LOB	10



BOTTOM

Montreal Expos @ San Diego Padres
Qualcomm Stadium, San Diego, CA

Sun May 04 1997, 6:33 AM EDT
Att. 19,333 - Overcast - 72 F

AB	31
R	3
H	4
RBI	3
BB	4
SO	5
LOB	9



WP: 0	PA: 35
PB: 0	
SB: 1	
CS: 0	

AB	R	H	RBI	BB	SO	LOB
3	0	0	0	1	1	0
0	0	0	0	0	0	0

4	0	0	0	0	0	1
---	---	---	---	---	---	---

4	0	0	0	0	0	0
---	---	---	---	---	---	---

3	1	1	1	1	0	0
---	---	---	---	---	---	---

3	2	1	1	1	0	1
---	---	---	---	---	---	---

2	0	0	0	0	2	2
0	0	0	0	0	0	0
0	0	0	0	0	0	0
1	0	0	0	0	1	0
0	0	0	0	0	0	0
0	0	0	0	0	0	0
1	0	1	0	0	0	0

4	0	1	1	0	0	2
---	---	---	---	---	---	---

3	0	0	0	1	0	1
---	---	---	---	---	---	---

1	0	0	0	0	0	2
2	0	0	0	0	1	0

1B:	1	SF:	0
2B:	1	SAC:	0
3B:	0	DP:	0
HR:	2	HBP:	0

Batter	1	2	3	4	5	6	7	8	9
Rickey Henderson, R Will Cunnane, R	F9		F8		K			BB	
Quilvio Veras, S	G4-3		F7			G4-3		G4-3	
Tony Gwynn, L	G3		F9			F7		G4-3	
Ken Caminiti, S		P6			FC5-4 BB	G1-3		HR	
Chris Jones, R		2B BB			FC5-4 S 1-2f	F9		HR	
Archi Cianfrocco, R Sean Bergman, R Tim Scott, R Carlos Hernandez, R Joey Long, R Marc Kroon, R Phil Plantier, L		K			K	K		FC6-4 1B	
Chris Gomez, R		FC5 2B			F8	F7		L4	
Don Slaught, R		BB			G5-3			F8 FC6-4	
Sterling Hitchcock, L Derrek Lee, R		FC5			K			F7	

Inning	1	2	3	4	5	6	7	8	9
R:	0	1	0	0	0	0	0	0	2
E:	0	0	0	0	0	0	0	0	0
K:	0	1	0	1	2	1	1	0	0
S:	5	9	5	7	8	8	7	6	10
H:	0	1	0	0	0	0	0	0	3
LOB:	0	2	0	1	0	0	0	1	1
BB:	0	2	0	1	0	0	0	0	0
P:	9	23	7	17	12	9	13	11	16

PITCHER	IP	WLS	BF	H	R	ER	SO	BB	IBB	HBP	BLK	WP	HR	S	P	ERA	WHIP
Jim Bullinger, R ERA: 8.49	8.1	W	32	3	3	3	5	4	0	0	0	0	2	61	111	3.24	0.840
Lee Smith, R ERA: 2.61	0.2		3	1	0	0	0	0	0	0	0	0	0	4	6	0.00	1.500

Batter	1	2	3	4	5	6	7	8	9	AB R H RBI BB SO LOB	TOP	
Brian McRae, S (1, 8) OBP: 0.277, SLG: 0.339	0-0 SH2 2B		1-3 K			0-0 1B		0-0 F7		4 0 2 0 0 1 0		
Shawon Dunston, R (1, 6) OBP: 0.277, SLG: 0.365 Mel Rojas, R (9, 1)	0-0 SH2 2-3		1-0 G5-3		1-0 G6-3		1-1 F9		3 0 0 0 0 0 1 0 0 0 0 0 0 0			
Mark Grace, L (1, 3) OBP: 0.419, SLG: 0.473	3-3 K		3-2 G4-3 1B		4-1 2B 1B BB		4-2 BB		2 1 1 0 2 1 1			
Sammy Sosa, R (1, 9) OBP: 0.276, SLG: 0.371	3-2 G5-3		0-1 G4-3 1-2f		0-2 1B 2B		2-3 K		4 1 1 0 0 1 3			
Dave Hansen, L (1, 5) OBP: 0.500, SLG: 0.387 Doug Glanville, R (7, PR) OBP: 0.313, SLG: 0.356		0-3 K		2-3 K		0-0 G6-3 1B		0-2 F7		3 0 1 2 0 2 0 1 0 0 0 0 0 1		
Brooks Kieschnick, L (1, 7) OBP: 0.313, SLG: 0.390 José Hernández, R (7, 5) OBP: 0.417, SLG: 0.450		1-2 F7		1-2 F9		0-1 G6-3 1-2f		0-1 G6-3		3 0 0 0 0 0 1 0 0 0 0 0 0 0		
23 Ryne Sandberg, R (1, 4) OBP: 0.247, SLG: 0.305		0-3 K		2-2 G5-3		0-1 F8				3 0 0 0 0 1 1		
Scott Servais, R (1, 2) OBP: 0.307, SLG: 0.308		1-2 P3		1-2 G5-3			0-1 L5			3 0 0 0 0 0 0		
Kevin Foster, R (1, 1) Dave Clark, L (8, PH) OBP: 0.367, SLG: 0.440 Terry Adams, R (8, 1) Rey Sanchez, R (9, 6) OBP: 0.326, SLG: 0.310		1-3 K		0-0 G5-3			3-2 F7			2 0 0 0 0 1 0 1 0		
Inning Stats	R: 0 H: 1 E: 0 LOB: 1 K: 1 BB: 0 S: 9 P: 15	R: 0 H: 0 E: 0 LOB: 0 K: 2 BB: 0 S: 10 P: 11	R: 0 H: 0 E: 0 LOB: 0 K: 2 BB: 0 S: 9 P: 12	R: 0 H: 1 E: 0 LOB: 0 K: 0 BB: 0 S: 6 P: 10	R: 0 H: 0 E: 0 LOB: 0 K: 1 BB: 0 S: 9 P: 14	R: 0 H: 1 E: 0 LOB: 1 K: 0 BB: 0 S: 6 P: 8	R: 2 H: 2 E: 0 LOB: 1 K: 0 BB: 1 S: 9 P: 13	R: 0 H: 0 E: 0 LOB: 0 K: 1 BB: 1 S: 12 P: 19	R: 0 H: 0 E: 0 LOB: 1 K: 1 BB: 1 S: 12 P: 19	1B: 3 SF: 0 2B: 2 SAC: 1 3B: 0 DP: 2 HR: 0 HBP: 0	WP: 0 PA: 32 PB: 0 SB: 0 CS: 0	
PITCHER	IP WLS BF H R ER SO BB IBB HBP BLK WP HR S P ERA WHIP											
Andy Ashby, R (1, 1) ERA: 2.15	7.0 L 25 5 2 2 6 1 0 0 0 0 0 0 58 83 2.57 0.857											
Doug Bochtler, R (8, 1) ERA: 1.84	2.0 7 0 0 0 1 1 0 0 0 0 0 0 18 28 0.00 0.500											

Chicago Cubs @ San Diego Padres
Qualcomm Stadium, San Diego, CA
Tue May 06 1997, 10:05 PM EDT
Att. 13,479 - Unknown - 75 F

livebaseballscorecards.com

AB 29
R 2
H 5
RBI 2
BB 2
SO 7
LOB 8



Batter	1	2	3	4	5	6	7	8	9	AB R H RBI BB SO LOB
Quilvio Veras, S OBP: 0.299, SLG: 0.309 (1, 4)	1-1 P5		1-0 SF7			3-3 K		2-1 L4		3 0 0 1 0 1 0
Steve Finley, L OBP: 0.280, SLG: 0.400 (1, 8)	0-2 F7		0-2 G3			0-0 F7		1-2 2B 1B		4 0 1 0 0 0 1
Tony Gwynn, L OBP: 0.386, SLG: 0.588 (1, 9)	0-2 F7			0-0 1B CS 1B		2-0 F7		0-0 F8		4 0 1 0 0 0 1
Ken Caminiti, S OBP: 0.342, SLG: 0.464 (1, 5)		0-0 P6		2-2 1B		2-2 1B 2B		0-0 1B 2B		4 0 3 0 0 0 0
Greg Vaughn, R OBP: 0.266, SLG: 0.381 (1, 7)		0-0 G4-3		0-1 P4		3-2 P5		2-3 K		4 0 0 0 0 1 5
Chris Gomez, R OBP: 0.312, SLG: 0.343 (1, 6)		1-1 P3		2-3 K		4-2 1B BB		1-0 L6		3 0 0 0 1 1 2
Derrek Lee, R OBP: 0.370, SLG: 0.227 (1, 3)			1-1 SH5-4 1B SF7 1B		0-0 G6-3	2-1 1B		1-3 K		4 1 2 0 0 1 0
John Flaherty, R OBP: 0.284, SLG: 0.318 (1, 2)			0-0 SH5-4 1B		2-2 G4-3	2-3 K		4-1 BB		3 0 1 0 0 1 3
Rickey Henderson, R OBP: 0.395, SLG: 0.255 (9, PH)			1-2 SH5-4 1B		1-3 K	1-3 K		1-3 K		0 0 0 0 1 0 0
Andy Ashby, R OBP: 0.105, SLG: 0.056 (1, 1)			1-1 SH5-4							1 0 0 0 0 1 0
Chris Jones, R OBP: 0.345, SLG: 0.520 (7, PH)										1 0 0 0 0 1 3
Doug Bochtler, R (8, 1)										0 0 0 0 0 0 0
Phil Plantier, L OBP: 0.300, SLG: 0.125 (9, PH)										1 0 0 0 0 1 1

Inning Stats	R: 0	H: 0	E: 0	K: 0	S: 8	R: 0	H: 0	E: 0	K: 0	S: 4	R: 1	H: 2	E: 0	K: 0	S: 9	R: 0	H: 2	E: 0	K: 1	S: 9	R: 0	H: 0	E: 0	K: 1	S: 9	R: 0	H: 0	E: 0	K: 1	S: 6	R: 0	H: 2	E: 0	K: 2	S: 18	R: 0	H: 2	E: 0	K: 1	S: 10	R: 0	H: 0	E: 0	K: 2	S: 8	R: 0	H: 0	E: 0	K: 2	S: 8	1B: 6	SF: 1	2B: 3	SAC: 1	3B: 0	DP: 1	HR: 0	HBP: 0	WP: 0	PA: 36
--------------	------	------	------	------	------	------	------	------	------	------	------	------	------	------	------	------	------	------	------	------	------	------	------	------	------	------	------	------	------	------	------	------	------	------	-------	------	------	------	------	-------	------	------	------	------	------	------	------	------	------	------	-------	-------	-------	--------	-------	-------	-------	--------	-------	--------

PITCHER	IP	WLS	BF	H	R	ER	SO	BB	IBB	HBP	BLK	WP	HR	S	P	ERA	WHIP
Kevin Foster, R ERA: 4.21 (1, 1)	7.0	W	27	6	1	1	5	1	0	0	0	0	0	63	94	1.29	1.000
Terry Adams, R ERA: (8, 1)	1.0		5	2	0	0	1	0	0	0	0	0	0	10	15	0.00	2.000
Mel Rojas, R ERA: 4.5 (9, 1)	1.0	S	4	0	0	0	2	1	0	0	0	0	0	8	15	0.00	1.000

BOTTOM

Chicago Cubs @ San Diego Padres
Qualcomm Stadium, San Diego, CA
Tue May 06 1997, 10:05 PM EDT
Att: 13,479 - Unknown - 75 F

livebaseballscorecards.com

AB	32
R	1
H	8
RBI	1
BB	2
SO	8
LOB	16



Batter	1	2	3	4	5	6	7	8	9	AB R H RBI BB SO LOB	TOP																
Brian McRae, S OBP: 0.281, SLG: 0.350 (1, 8)	3-1 G1-3			3-2 G2-3	0-0 1B		1-1 1B 2B		0-0 G4-3	5 0 2 1 0 0 0																	
Shawon Dunston, R OBP: 0.286, SLG: 0.390 (1, 6)	0-0 F7			1-1 SF9 3B	0-1 1B		2-2 P4			4 1 2 0 0 0 1																	
Mark Grace, L OBP: 0.412, SLG: 0.468 (1, 3)	3-2 G6-3			0-0 SF9	2-1 G3-6-1		0-1 G4-3 1B			3 0 1 1 0 0 3																	
Sammy Sosa, R OBP: 0.275, SLG: 0.367 (1, 9)		1-1 G6-3		2-2 1B 1B		3-2 P6	0-0 G4-3			4 0 1 0 0 0 2																	
Dave Hansen, L OBP: 0.500, SLG: 0.382 (1, 5)		0-3 K		2-2 1B		1-0 G3-1		4-1 23 G5-4-3 BB		3 0 1 0 1 1 0																	
Brooks Kieschnick, L OBP: 0.314, SLG: 0.377 (1, 7)		1-3 K		2-3 K		4-0 23 1B BB		0-3 K		2 0 0 0 1 2 2																	
Doug Glanville, R OBP: 0.306, SLG: 0.348 (6, PR) (6, 7)										1 0 0 0 0 1 1																	
23 Ryne Sandberg, R OBP: 0.247, SLG: 0.302 (1, 4)			1-1 G6-3		1-0 G5-3		2-1 1B	1-1 G5-4-3		4 0 1 0 0 0 1																	
Mike Hubbard, R OBP: 0.250, SLG: 1.000 (1, 2)			0-0 G1-3		3-1 HR		0-0 L5		0-0 F9	4 1 1 1 0 0 2																	
Frank Castillo, R OBP: 0.100, SLG: 0.100 (1, 1)			3-3 K		1-2 1B 1B		1-2 2B 1B		1-1 F8	2 0 1 0 0 1 0																	
Bob Patterson, R (6, 1)										0 0 0 0 0 0 0																	
José Hernández, R OBP: 0.449, SLG: 0.476 (7, PH)										1 1 1 0 0 0 0																	
Kent Bottenfield, R (7, 1)										0 0 0 0 0 0 0																	
Larry Casian, R (8, 1)										0 0 0 0 0 0 0																	
Dave Clark, L OBP: 0.355, SLG: 0.423 (9, PH)										1 0 0 0 0 0 0																	
Inning Stats	R: 0 E: 0 K: 0 S: 6	H: 0 LOB: 0 BB: 0 P: 12	R: 0 E: 0 K: 2 S: 8	H: 0 LOB: 0 BB: 0 P: 10	R: 0 E: 0 K: 1 S: 7	H: 0 LOB: 0 BB: 0 P: 11	R: 1 E: 0 K: 1 S: 18	H: 3 LOB: 2 BB: 0 P: 28	R: 1 E: 0 K: 0 S: 11	H: 4 LOB: 2 BB: 0 P: 18	R: 0 E: 0 K: 0 S: 9	H: 1 LOB: 2 BB: 1 P: 19	R: 1 E: 0 K: 0 S: 11	H: 3 LOB: 1 BB: 0 P: 15	R: 0 E: 0 K: 1 S: 6	H: 0 LOB: 0 BB: 1 P: 11	R: 0 E: 0 K: 0 S: 4	H: 0 LOB: 0 BB: 0 P: 5	1B: 8 2B: 1 3B: 1 HR: 1	SF: 1 SAC: 0 DP: 3 HBP: 0	WP: 0 PB: 0 SB: 0 CS: 0	PA: 37					
PITCHER	IP WLS BF H R ER SO BB IBB HBP BLK WP HR S P ERA WHIP																										
Sean Bergman, R ERA: 2.84 (1, 1)	4.1		20	7	2	2	4	0	0	0	0	0	1	48	75	4.15	1.615										
Will Cunnane, R ERA: 1.69 (5, 1)	1.2	W	6	1	0	0	0	1	0	0	0	0	0	11	23	0.00	1.200										
Tim Scott, R ERA: 6.08 (7, 1)	2.0		8	3	1	1	1	1	0	0	0	0	0	17	26	4.50	2.000										
Trevor Hoffman, R ERA: 5.06 (9, 1)	1.0	S	3	0	0	0	0	0	0	0	0	0	0	4	5	0.00	0.000										

Chicago Cubs @ San Diego Padres
Qualcomm Stadium, San Diego, CA
Wed May 07 1997, 10:05 PM EDT
Att. 13,622 - Unknown - 71 F

livebaseballscorecards.com

AB 34
R 3
H 11
RBI 3
BB 2
SO 5
LOB 12



Batter	1	2	3	4	5	6	7	8	9
Steve Finley, L OBP: 0.273, SLG: 0.400 (1, 8)	1-1 G1-3	1-0 F7		0-1 F8		2-2 2B		2-2 P5	
Chris Gomez, R OBP: 0.319, SLG: 0.350 (1, 6)	0-0 G1-3		3-1 1B		0-0 1B	1-3 K			
Tony Gwynn, L OBP: 0.382, SLG: 0.577 (1, 9)	0-1 F8		1-2 1B		1-2 1B	3-1 G4-3		1-1 F8	
Ken Caminiti, S OBP: 0.330, SLG: 0.446 (1, 5)		3-2 G3	3-3 K		1-0 G1-3		0-1 G3		
Chris Jones, R OBP: 0.394, SLG: 0.571 (1, 7)		0-1 1B	0-3 K			1-1 1B	4-2 BB		
Derrek Lee, R OBP: 0.387, SLG: 0.240 (1, 3)		3-2 1B	4-1 BB			1-3 K	1-3 K		
Archi Cianfrocco, R OBP: 0.394, SLG: 0.345 (1, 4)	1 SAFE 1B	0-0 1B	1-3 K			1-1 1B		0-0 B1-3	
John Flaherty, R OBP: 0.303, SLG: 0.370 (1, 2)		1-1 SH3-4		0-0 G5-3		3-1 2B		3-0 HR	
Sean Bergman, R OBP: 0.333, SLG: 0.333 (5, 1)		0-2 SH3-4		1-3 K		1-3 K		0-0 G6-3	
Phil Plantier, L OBP: 0.300, SLG: 0.125 (6, PH)									
Rickey Henderson, R OBP: 0.390, SLG: 0.250 (6, PH)									
Tim Scott, R (7, 1)									
Don Slaught, R (8, PH)									
Trevor Hoffman, R (9, 1)									

AB	R	H	RBI	BB	SO	LOB
5	0	1	2	0	0	2
4	0	2	0	0	1	1
4	0	1	0	0	0	1
4	0	0	0	0	1	2
3	2	2	0	1	1	2
3	1	1	1	1	2	2
4	1	2	0	0	1	3
4	2	3	3	0	0	0
1	0	0	0	0	1	0
0	0	0	0	0	0	0
0	0	0	0	0	0	0
1	0	0	0	0	1	2
0	0	0	0	0	0	0
1	0	0	0	0	0	0
0	0	0	0	0	0	0

Inning Stats	R	H	E	K	S	H	LOB	BB	P	R	H	E	K	S	H	LOB	BB	P
	0	0	0	5	6	0	0	0	6	2	4	0	0	15	0	2	0	27
	0	0	0	0	0	0	0	0	0	0	0	0	0	0	0	0	0	0
	0	0	0	0	0	0	0	0	0	0	0	0	0	0	0	0	0	0
	0	0	0	0	0	0	0	0	0	0	0	0	0	0	0	0	0	0
	0	0	0	0	0	0	0	0	0	0	0	0	0	0	0	0	0	0
	0	0	0	0	0	0	0	0	0	0	0	0	0	0	0	0	0	0
	0	0	0	0	0	0	0	0	0	0	0	0	0	0	0	0	0	0
	0	0	0	0	0	0	0	0	0	0	0	0	0	0	0	0	0	0
	0	0	0	0	0	0	0	0	0	0	0	0	0	0	0	0	0	0

PITCHER	IP	WLS	BF	H	R	ER	SO	BB	IBB	HBP	BLK	WP	HR	S	P	ERA	WHIP
Frank Castillo, R ERA: 6.06 (1, 1)	5.1	L	26	10	5	5	5	1	0	0	0	0	0	56	86	8.44	2.062
Bob Patterson, L ERA: 3.95 (6, 1)	0.2		3	1	0	0	2	0	0	0	0	0	0	9	13	0.00	1.500
Kent Bottenfield, R ERA: 4.35 (7, 1)	1.2		7	1	1	1	1	1	0	0	0	0	1	13	22	5.40	1.200
Larry Casian, L ERA: 8.44 (8, 1)	0.1		1	0	0	0	0	0	0	0	0	0	0	6	8	0.00	0.000


BOTTOM

Chicago Cubs @ San Diego Padres
Qualcomm Stadium, San Diego, CA

Wed May 07 1997, 10:05 PM EDT
Att: 13,622 - Unknown - 71 F

livebaseballscorecards.com

AB	34
R	6
H	12
RBI	6
BB	2
SO	8
LOB	15



WP	PA
0	37
0	0
2	2
2	2

Batter	1	2	3	4	5	6	7	8	9	AB R H RBI BB SO LOB
--------	---	---	---	---	---	---	---	---	---	----------------------

Brian McRae, S (1, 8) <small>OBP: 0.293, SLG: 0.391</small>	2-2 		0-0 	1-1 		1-0 		1-2 		5 2 3 1 0 0 2
---	---------	--	---------	---------	--	---------	--	---------	--	---------------

Doug Glanville, R (1, 7) <small>OBP: 0.278, SLG: 0.314</small>	0-1 		2-3 	1-1 	2-1 		0-0 		1-3 	5 0 0 0 0 2 1
--	---------	--	---------	---------	---------	--	---------	--	---------	---------------

Mark Grace, L (1, 3) <small>OBP: 0.412, SLG: 0.457</small>	2-1 		4-2 		1-2 		3-1 		1-1 	4 0 1 0 1 0 1
--	---------	--	---------	--	---------	--	---------	--	---------	---------------

Sammy Sosa, R (1, 9) <small>OBP: 0.294, SLG: 0.400</small>	1-1 		1-0 	1-2 	0-1 		1-1 		0-3 	5 2 4 1 0 1 1
--	---------	--	---------	---------	---------	--	---------	--	---------	---------------

23 Ryne Sandberg, R (1, 4) <small>OBP: 0.258, SLG: 0.311</small> Terry Adams, R (7, 1) Dave Clark, L (9, PH) <small>OBP: 0.344, SLG: 0.407</small> Mel Rojas, R (9, 1)	3-2 		1-1 	1-2 	3-2 		2-0 		2-3 	4 0 2 1 0 0 2 0 0 0 0 0 0 0 1 0 0 0 0 1 1 0 0 0 0 0 0 0
---	---------	--	---------	---------	---------	--	---------	--	---------	--

Shawon Dunston, R (1, 6) <small>OBP: 0.284, SLG: 0.385</small>		1-2 	2-0 	1-3 	3-2 		3-2 		1-3 	4 1 1 0 0 0 3
--	--	---------	---------	---------	---------	--	---------	--	---------	---------------

José Hernández, R (1, 5) <small>OBP: 0.448, SLG: 0.600</small>		1-0 	0-0 	2-1 		0-1 		2-1 		4 1 2 1 0 0 0
--	--	---------	---------	---------	--	---------	--	---------	--	---------------

Scott Servais, R (1, 2) <small>OBP: 0.315, SLG: 0.317</small>		2-1 		1-2 	0-0 		1-2 		1-2 	4 0 2 0 0 0 2
---	--	---------	--	---------	---------	--	---------	--	---------	---------------

Terry Mulholland, R (1, 1) <small>OBP: 0.053, SLG: 0.053</small> Rey Sanchez, R (7, 4) <small>OBP: 0.340, SLG: 0.326</small>	2-3 		0-0 	1-3 		0-1 		3-1 		3 0 0 0 0 2 2 1 0 1 1 0 0 0
---	---------	--	---------	---------	--	---------	--	---------	--	--------------------------------

Inning Stats	R: 1 E: 0 K: 0 S: 12	H: 2 LOB: 1 BB: 0 P: 20	R: 0 E: 0 K: 1 S: 11	H: 1 LOB: 1 BB: 0 P: 17	R: 2 E: 1 K: 1 S: 12	H: 3 LOB: 1 BB: 1 P: 22	R: 1 E: 0 K: 0 S: 9	H: 2 LOB: 0 BB: 0 P: 14	R: 1 E: 0 K: 0 S: 13	H: 2 LOB: 1 BB: 0 P: 22	R: 0 E: 0 K: 1 S: 7	H: 1 LOB: 1 BB: 0 P: 9	R: 0 E: 0 K: 0 S: 6	H: 1 LOB: 1 BB: 0 P: 12	R: 1 E: 0 K: 0 S: 13	H: 3 LOB: 1 BB: 0 P: 20	R: 0 E: 0 K: 3 S: 12	H: 1 LOB: 1 BB: 0 P: 16	1B: 11 2B: 4 3B: 0 HR: 2	SF: 0 SAC: 0 DP: 1 HBP: 0	WP: 1 PB: 0 SB: 0 CS: 2	PA: 43
--------------	-------------------------------	----------------------------------	-------------------------------	----------------------------------	-------------------------------	----------------------------------	------------------------------	----------------------------------	-------------------------------	----------------------------------	------------------------------	---------------------------------	------------------------------	----------------------------------	-------------------------------	----------------------------------	-------------------------------	----------------------------------	-----------------------------------	------------------------------------	----------------------------------	--------

PITCHER	IP	WLS	BF	H	R	ER	SO	BB	IBB	HBP	BLK	WP	HR	S	P	ERA	WHIP
Fernando Valenzuela, L (1, 1) <small>ERA: 3.43</small>	5.0	L	24	10	5	4	2	1	0	0	0	1	2	57	95	7.20	2.200
Tim Scott, R (6, 1) <small>ERA: 5.28</small>	2.0		8	2	0	0	1	0	0	0	0	0	0	13	21	0.00	1.000
Will Cunnane, R (8, 1) <small>ERA: 2.31</small>	1.0		5	3	1	1	0	0	0	0	0	0	0	13	20	9.00	3.000
Joey Long, L (9, 1) <small>ERA: 12.27</small>	1.0		4	1	0	0	3	0	0	0	0	0	0	12	16	0.00	1.000


TOP

Chicago Cubs @ San Diego Padres
 Qualcomm Stadium, San Diego, CA
 Thu May 08 1997, 6:33 AM EDT
 Att. 16,844 - Sunny - 78 F

livebaseballscorecards.com

AB	40
R	6
H	16
RBI	5
BB	1
SO	6
LOB	15



Batter	1	2	3	4	5	6	7	8	9	AB R H RBI BB SO LOB	TOP			
Deion Sanders, L (1, 8) OBP: 0.388, SLG: 0.497	2-1 F9 S 1B		1-1 G6-3 1B	0-0 G1-2-3 3-H		1-0 G4-3		0-3 SAFE 1-2 K		5 0 2 0 0 1 4				
Hal Morris, L (1, 3) OBP: 0.302, SLG: 0.331	0-0 F7		1-0 G6-3 1-3		0-0 G4-3		0-2 G4-3	0-0 L9		5 0 0 0 0 0 2				
Barry Larkin, R (1, 6) OBP: 0.400, SLG: 0.344 Pokey Reese, R (7, PR) OBP: 0.207, SLG: 0.321 (7, 6)	1-2 F9 1-3		1-0 G1-3		1-2 G5-3		0-1 1B E 1B		2-3 K	4 0 1 0 0 0 2 1 1 0 0 0 1 0				
Eddie Taubensee, L (1, 7) OBP: 0.345, SLG: 0.507 Eduardo Perez, R (7, PH) OBP: 0.386, SLG: 0.439 (7, 7)	2-0 P5		2-1 F8		1-0 2B 1B		1-1 SH1-3 1-3 E 1B		3-3 K	3 1 1 0 0 0 2 2 0 1 0 0 1 0				
Reggie Sanders, R (1, 9) OBP: 0.308, SLG: 0.486		0-3 K		0-0 F8	0-0 HR 2B		0-2 E5 SH1-3 1-2 3-H	2-1 G6-3		5 1 1 2 0 1 1				
Willie Greene, L (1, 5) OBP: 0.319, SLG: 0.406		1-2 G3-1		4-2 1B E BB	1-1 HR		2-0 SH1-3 1-2 2-3			2 2 1 2 1 0 0				
Bret Boone, R (1, 4) OBP: 0.259, SLG: 0.223 Jeff Branson, L (8, 4) OBP: 0.075, SLG: 0.051		2-2 HR		1-1 E 1B G1-2-3 1B	2-3 K		2-2 G3-1			4 1 2 1 0 1 3 0 0 0 0 0 0 0	AB 37 R 7 H 11 RBI 7 BB 3 SO 6 LOB 17			
Joe Oliver, R (1, 2) OBP: 0.389, SLG: 0.500		4-2 BB		0-1 E 1B 1-2 2-3		3-2 G5-3		2-2 HR		3 1 2 1 1 0 0				
John Smiley, L (1, 1) OBP: 0.059, SLG: 0.118 Curtis Goodwin, L (8, PH) OBP: 0.381, SLG: 0.368 Stan Belinda, R (8, 1)		1-2 G4-3		0-0 E1 1-2 2-3 3-H		0-3 K		4-2 CS BB		3 0 0 1 0 1 3 0 0 0 0 1 0 0 0 0 0 0 0 0 0				
Inning Stats	R: 0 E: 0 K: 0 S: 8 H: 1 LOB: 1 BB: 0 P: 13	R: 1 E: 0 K: 1 S: 15 H: 1 LOB: 1 BB: 1 P: 23	R: 0 E: 0 K: 0 S: 6 H: 1 LOB: 1 BB: 0 P: 11	R: 1 E: 1 K: 0 S: 12 H: 2 LOB: 2 BB: 1 P: 17	R: 3 E: 0 K: 1 S: 13 H: 3 LOB: 0 BB: 0 P: 18	R: 0 E: 0 K: 1 S: 7 H: 0 LOB: 0 BB: 0 P: 11	R: 1 E: 1 K: 0 S: 14 H: 2 LOB: 3 BB: 0 P: 19	R: 1 E: 0 K: 1 S: 9 H: 1 LOB: 0 BB: 1 P: 15	R: 0 E: 0 K: 2 S: 8 H: 0 LOB: 0 BB: 0 P: 15	1B: 7 2B: 1 3B: 0 HR: 3 SF: 0 SAC: 1 DP: 1 HBP: 0	WP: 0 PB: 0 SB: 1 CS: 1 PA: 41			
PITCHER	IP WLS BF H R ER SO BB IBB HBP BLK WP HR S P ERA WHIP												PITCHER	IP WLS BF H R ER SO BB IBB HBP BLK WP HR S P ERA WHIP
Tim Worrell, R (1, 1) ERA: 4.66	5.0 L 25 8 5 5 2 2 0 0 0 0 0 2 54 82 9.00 2.000													
Joey Long, L (6, 1) ERA: 9.53	2.0 9 2 1 1 1 0 0 0 0 0 0 0 21 30 4.50 1.000													
Dario Veras, R (8, 1) ERA: 6.75	2.0 7 1 1 1 3 1 0 0 0 0 0 1 17 30 4.50 1.000													

Cincinnati Reds @ San Diego Padres
Qualcomm Stadium, San Diego, CA
Fri May 09 1997, 10:05 PM EDT
Att. 22,695 - Unknown - 75 F

livebaseballscorecards.com

Batter	1	2	3	4	5	6	7	8	9
Quilvio Veras, S (1, 4) <small>OBP: 0.290, SLG: 0.298</small> Archi Cianfrocco, R (1, 4) <small>OBP: 0.366, SLG: 0.486</small>	1-3 K			1-3 K		0-0 HR		1-3 K2-3	
Steve Finley, L (1, 8) <small>OBP: 0.279, SLG: 0.382</small>	0-3 K2-3			3-2 1B		0-1 F8		3-3 K	
Tony Gwynn, L (1, 9) <small>OBP: 0.388, SLG: 0.569</small>	2-2 G6-3			1-0 G4-6-3		0-1 HBP		2-1 F8	
Ken Caminiti, S (1, 5) <small>OBP: 0.309, SLG: 0.413</small>		0-1 G1-4-3		0-0 G4-6-3		3-3 K		1-1 F7	
Greg Vaughn, R (1, 7) <small>OBP: 0.270, SLG: 0.402</small>		2-3 K			0-1 HR	2-1 HBP		3-1 G6-3	
John Flaherty, R (1, 2) <small>OBP: 0.298, SLG: 0.361</small>		2-2 F9			0-0 G6-3	1-3 K		2-3 K2-3	
Derrek Lee, R (1, 3) <small>OBP: 0.343, SLG: 0.207</small>			3-3 K		1-3 K		2-3 K		
Chris Gomez, R (1, 6) <small>OBP: 0.325, SLG: 0.364</small>			2-3 K		1-2 WP		2-1 G5-3		
Tim Worrell, R (1, 1) <small>OBP: 0.308, SLG: 0.250</small> Don Slaught, R (5, PH) Joey Long, R (6, 1) Terry Shumpert, R (7, PH) Dario Veras, R (8, 1)			1-3 K		2-0 G3		1-2 G6-3		

AB	R	H	RBI	BB	SO	LOB
0	0	0	0	0	0	0
4	1	1	1	0	3	0
4	0	1	0	0	2	0
4	0	2	0	0	0	0
4	0	0	0	0	1	3
3	1	1	1	0	1	0
4	0	0	0	0	2	2
3	0	0	0	0	3	0
3	0	1	0	0	1	0
1	0	0	0	0	1	0
1	0	0	0	0	0	1
0	0	0	0	0	0	0
1	0	0	0	0	0	0
0	0	0	0	0	0	0

BOTTOM

Cincinnati Reds @ San Diego Padres
Qualcomm Stadium, San Diego, CA

Fri May 09 1997, 10:05 PM EDT
 Att: 22,695 - Unknown - 75 F

AB	32
R	2
H	6
RBI	2
BB	0
SO	14
LOB	6



Inning Stats		R: 0	H: 0	E: 0	LOB: 0	K: 2	BB: 0	S: 9	P: 12	R: 0	H: 0	E: 0	LOB: 0	K: 1	BB: 0	S: 8	P: 12	R: 0	H: 0	E: 0	LOB: 0	K: 3	BB: 0	S: 11	P: 17	R: 0	H: 2	E: 0	LOB: 1	K: 1	BB: 0	S: 8	P: 13	R: 1	H: 2	E: 0	LOB: 1	K: 1	BB: 0	S: 10	P: 14	R: 1	H: 2	E: 0	LOB: 2	K: 2	BB: 0	S: 13	P: 19	R: 0	H: 0	E: 0	LOB: 0	K: 1	BB: 0	S: 8	P: 13	R: 0	H: 0	E: 0	LOB: 0	K: 2	BB: 0	S: 8	P: 14	R: 0	H: 0	E: 0	LOB: 0	K: 1	BB: 0	S: 8	P: 14
PITCHER	IP	WLS	BF	H	R	ER	SO	BB	IBB	HBP	BLK	WP	HR	S	P	ERA	WHIP																																																								
John Smiley, L (1, 1) <small>ERA: 5.98</small>	7.0	W	27	6	2	2	11	0	0	1	0	1	2	67	100	2.57	0.857																																																								
Stan Belinda, R (8, 1) <small>ERA: 4.37</small>	2.0		6	0	0	0	3	0	0	0	0	0	0	16	28	0.00	0.000																																																								

WP	PA	ERA	WHIP
1	33		
0			
0			

Batter	1	2	3	4	5	6	7	8	9	AB R H RBI BB SO LOB	TOP	
Deion Sanders, L (1, 8) OBP: 0.382, SLG: 0.486	0-2 S G5-3 2B 1B	2 SAFE 1-2 G1-3 2-3		0-2 L3		1 SAFE 2-0 G3 1-2		0-1 F8		5 1 1 0 0 0 6		
Terry Pendleton, S (1, 5) Hector Carrasco, R (3, 1) Jeff Branson, L (5, PH) Dave Burba, R (5, 1) Brook Fordyce, R (7, PH) Stan Belinda, R (7, 1) Mike Remlinger, L (8, 1) Lenny Harris, L (9, PH)	2-1 G5-3		2-1 G4-3		1-0 2B 1B		1-1 F8		1-3 K	2 0 0 0 0 0 1 0 0 0 0 0 0 0 1 1 1 0 0 0 0 0 0 0 0 0 0 0 1 0 1 0 0 0 0 0 1 0		
Barry Larkin, R (1, 6) OBP: 0.400, SLG: 0.350	4-1 BB 2B BB		2-1 G5-3		2-2 SAFE 1-H 2B		0-2 G5-3		0-3 K	4 1 1 1 1 1 0		
Reggie Sanders, R (1, 9) OBP: 0.301, SLG: 0.459	4-1 2B BB		2-3 K		1-3 K		1-3 K		1-3 K	4 1 0 0 1 4 1		
Eduardo Perez, R (1, 3) Hal Morris, L (8, PH) OBP: 0.383, SLG: 0.500 OBP: 0.300, SLG: 0.328	1-3 K			1-0 HR		0-1 F8		0-1 G1-3		3 1 1 1 0 1 4 1 0 0 0 0 0 0		
Bret Boone, R (1, 4) OBP: 0.268, SLG: 0.255	1-1 2B		2-1 G6-3		2-2 G4-3			1-1 BB G5-3 2B		4 1 2 3 0 0 1		
Joe Oliver, R (1, 2) Eddie Taubensee, L (8, PH) OBP: 0.333, SLG: 0.421 OBP: 0.353, SLG: 0.507	0-1 F7		3-3 K		1-1 P6			4-0 G5-3 BB BB		3 0 0 0 0 1 1 0 0 0 0 1 0 0		
Curtis Goodwin, L (1, 7) OBP: 0.480, SLG: 0.429		1-2 CS SH5-4 1B		4-2 BB BB		0-1 S 1B		4-2 G5-3 BB		2 0 2 0 2 0 0		
Mike Morgan, R (1, 1) Pokey Reese, R (3, 5) Willie Greene, L (8, PH) OBP: 0.111, SLG: 0.333 OBP: 0.226, SLG: 0.310 OBP: 0.317, SLG: 0.402		0-0 SH5-4		4-2 SAFE SAFE BB		1-0 F7		3-2 SAFE G5-3		0 0 0 0 0 0 0 1 0 0 0 1 0 1 1 0 0 1 0 0 2		
Inning Stats	R: 3 H: 2 E: 0 LOB: 1 K: 1 BB: 2 S: 14 P: 26	R: 0 H: 1 E: 0 LOB: 0 K: 0 BB: 0 S: 7 P: 9	R: 0 H: 0 E: 0 LOB: 0 K: 1 BB: 0 S: 7 P: 13	R: 1 H: 1 E: 0 LOB: 2 K: 1 BB: 2 S: 18 P: 32	R: 1 H: 2 E: 0 LOB: 1 K: 1 BB: 0 S: 12 P: 18	R: 0 H: 1 E: 0 LOB: 1 K: 0 BB: 0 S: 6 P: 10	R: 0 H: 0 E: 0 LOB: 0 K: 1 BB: 0 S: 9 P: 11	R: 1 H: 1 E: 0 LOB: 2 K: 0 BB: 2 S: 15 P: 27	R: 0 H: 0 E: 0 LOB: 0 K: 3 BB: 0 S: 10 P: 12	1B: 4 SF: 0 2B: 3 SAC: 1 3B: 0 DP: 0 HR: 1 HBP: 0	WP: 0 PA: 40 PB: 0 SB: 2 CS: 1	
PITCHER	IP WLS BF H R ER SO BB IBB HBP BLK WP HR S P ERA WHIP											
Sterling Hitchcock, L (1, 1) ERA: 4.15	6.1 W 29 7 5 5 4 4 0 0 0 0 1 66 111 7.11 1.737											
Tim Scott, R (7, 1) ERA: 5.51	1.0 5 1 1 1 1 1 0 0 0 0 0 0 11 17 9.00 2.000											
Doug Bochtler, R (8, 1) ERA: 1.76	0.2 3 0 0 0 0 1 0 0 0 0 0 0 11 18 0.00 1.500											
Trevor Hoffman, R (9, 1) ERA: 4.63	1.0 S 3 0 0 0 3 0 0 0 0 0 0 0 10 12 0.00 0.000											

Cincinnati Reds @ San Diego Padres
Qualcomm Stadium, San Diego, CA
Sat May 10 1997, 10:05 PM EDT
Att. 24,739 - Unknown - 69 F

livebaseballscorecards.com

AB	33
R	6
H	8
RBI	6
BB	6
SO	8
LOB	17



Batter	1	2	3	4	5	6	7	8	9	AB	R	H	RBI	BB	SO	LOB
Steve Finley, L (1, 8) OBP: 0.288, SLG: 0.390	4-2 1B G6-3 BB	2-2 G3	2-2 1 SAFE 2-2 1 SAFE 1-H 3-H 2B		0-0 F7			2-0 G3 BB		4	1	1	2	1	0	2
Terry Shumpert, R (1, 4) OBP: 0.500, SLG: 0.600	0-1 1-3 1B G6-3		SH4-3 1B 2B K		0-1 1-2f FC5-4			4-2 BB		4	1	2	0	1	1	2
Tony Gwynn, L (1, 9) OBP: 0.378, SLG: 0.552	0-0 1-2f 3-H G6-3		0-0 2-3 SH4-3 1B 2B	1-1 E1			1-3 K	1-1 F7		4	0	0	0	0	1	2
Ken Caminiti, S (1, 5) OBP: 0.307, SLG: 0.407	2-3 K		2-2 HBP 1B 2B 1B 3-H	3-2 K			2-3 K			4	1	1	1	0	3	1
Greg Vaughn, R (1, 7) OBP: 0.269, SLG: 0.396			0-1 1-2 2B 1B HBP	3-3 K			1-3 K			4	1	1	0	0	3	1
Archi Cianfrocco, R (1, 3) OBP: 0.400, SLG: 0.487		0-0 1B 1B G5-3	1-1 1-2 2-3 2B FC6 HBP	4-2 BB			2-3 K			2	2	1	0	1	1	0
John Flaherty, R (1, 2) OBP: 0.296, SLG: 0.366		1-1 1-2 G5-3	3-1 1-3 2-H 3-H 2B FC6 2B	0-0 G4-3			0-0 G6-3			4	1	1	2	0	0	3
Chris Gomez, R (1, 6) OBP: 0.323, SLG: 0.360		1-1 2-H 1B WP	2-2 2-3 3-H FC6 2B		3-3 K		1-3 K			4	2	1	2	0	2	1
Sterling Hitchcock, L (1, 1) OBP: 0.143, SLG: 0.143		1-2 1B 1B	0-3 K		0-2 FC5-4 1B			3-3 K		3	0	2	1	0	1	2
Tim Scott, R (7, 1)										0	0	0	0	0	0	0
Doug Bochtler, R (8, 1)										0	0	0	0	0	0	0
Chris Jones, R (8, PH) OBP: 0.342, SLG: 0.485										1	0	0	0	0	1	0
Trevor Hoffman, R (9, 1)										0	0	0	0	0	0	0

Inning Stats	R: 1	H: 1	E: 0	K: 1	S: 9	H: 1	LOB: 0	BB: 1	P: 15	R: 2	H: 3	E: 0	K: 1	S: 14	R: 6	H: 5	E: 0	K: 2	S: 24	R: 0	H: 0	E: 1	K: 2	S: 11	R: 0	H: 1	E: 0	K: 1	S: 10	R: 0	H: 0	E: 0	K: 3	S: 10	R: 0	H: 0	E: 0	K: 2	S: 8	R: 0	H: 0	E: 0	K: 1	S: 10	R: 0	H: 0	E: 0	K: 1	S: 10	1B: 7	2B: 3	3B: 0	HR: 0	SF: 0	SAC: 1	DP: 1	HBP: 1	WP: 1	PB: 0	SB: 1	CS: 0	PA: 39
--------------	------	------	------	------	------	------	--------	-------	-------	------	------	------	------	-------	------	------	------	------	-------	------	------	------	------	-------	------	------	------	------	-------	------	------	------	------	-------	------	------	------	------	------	------	------	------	------	-------	------	------	------	------	-------	-------	-------	-------	-------	-------	--------	-------	--------	-------	-------	-------	-------	--------

PITCHER	IP	WLS	BF	H	R	ER	SO	BB	IBB	HBP	BLK	WP	HR	S	P	ERA	WHIP
Mike Morgan, R (1, 1) ERA: 6.54	2.1	L	16	8	8	8	2	1	0	0	0	1	0	35	56	30.86	3.857
Hector Carrasco, R (3, 1) ERA: 2.31	1.2		9	1	1	1	4	1	0	0	0	0	0	23	38	5.40	1.200
Dave Burba, R (5, 1) ERA: 6.1	2.0		7	1	0	0	4	0	0	0	0	0	0	20	27	0.00	0.500
Stan Belinda, R (7, 1) ERA: 4.18	1.0		3	0	0	0	2	0	0	0	0	0	0	8	11	0.00	0.000
Mike Remlinger, L (8, 1) ERA: 1.35	1.0		4	0	0	0	1	1	0	0	0	0	0	10	20	0.00	1.000

BOTTOM

Cincinnati Reds @ San Diego Padres
Qualcomm Stadium, San Diego, CA
Sat May 10 1997, 10:05 PM EDT
Att: 24,739 - Unknown - 69 F

livebaseballscorecards.com

AB	34
R	9
H	10
RBI	8
BB	3
SO	13
LOB	14



Batter	1	2	3	4	5	6	7	8	9	10	11	AB R H RBI BB SO LOB	TOP				
Deion Sanders, L (1, 8) OBP: 0.377, SLG: 0.474	0-0 F7		2-3 K		1-2 G4-3		4-2 S SH3 BB		2-3 K			4 0 0 0 1 2 0	Cincinnati Reds @ San Diego Padres Qualcomm Stadium, San Diego, CA Sun May 11 1997, 6:33 AM EDT Att: 31,539 - Sunny - 70 F				
Curtis Goodwin, L (1, 7) OBP: 0.448, SLG: 0.375	2-1 G6-3		1-0 G6-3		1-3 K		1-1 SH3		4-1 S BB			3 0 0 0 1 1 0					
Hal Morris, L (1, 3) OBP: 0.319, SLG: 0.341	0-1						4-2 S		2-3 K			4 2 3 0 1 1 1					
Mike Remlinger, L (10, 1)							2-3 S BB		1-2			0 0 0 0 0 0 0					
Jeff Brantley, R (11, 1)							1-2					0 0 0 0 0 0 0					
Reggie Sanders, R (11, 9) OBP: 0.301, SLG: 0.459	1B						2-3 S BB		1-2			0 0 0 0 0 0 0					
Lenny Harris, L (1, 9) OBP: 0.219, SLG: 0.283	0-0 F7						1-2 F8					5 1 0 0 0 0 5					
Willie Greene, L (1, 5) OBP: 0.328, SLG: 0.421							1-2 SF8					5 1 3 1 0 0 0					
Bret Boone, R (1, 4) OBP: 0.256, SLG: 0.245							1-3 2-H					4 0 0 2 0 1 2					
Joe Oliver, R (1, 2) OBP: 0.346, SLG: 0.417							1-2 SF8					5 0 2 1 0 1 2					
Pokey Reese, R (1, 6) OBP: 0.206, SLG: 0.281							0-0 G3					3 0 0 0 0 1 3					
Eduardo Perez, R (10, 3) OBP: 0.396, SLG: 0.500							1-2					0 0 0 0 1 0 0					
Kent Mercker, L (1, 1) OBP: 0.444, SLG: 0.500							0-0 G3					2 0 0 0 0 0 0					
Hector Carrasco, R (6, 1)							1-2					0 0 0 0 0 0 0					
Jeff Shaw, R (6, 1)							1-3 K					1 0 0 0 0 1 1					
Jeff Branson, L (6, 6) OBP: 0.091, SLG: 0.070							1-0 F8					3 0 0 0 0 2 1					
Inning Stats	R: 0 H: 1 E: 0 LOB: 1 K: 0 BB: 0 S: 6 P: 8	R: 0 H: 1 E: 0 LOB: 1 K: 2 BB: 0 S: 10 P: 13	R: 0 H: 0 E: 0 LOB: 0 K: 1 BB: 0 S: 7 P: 10	R: 2 H: 3 E: 0 LOB: 1 K: 0 BB: 0 S: 9 P: 14	R: 0 H: 0 E: 0 LOB: 0 K: 1 BB: 0 S: 7 P: 9	R: 2 H: 2 E: 1 LOB: 1 K: 1 BB: 0 S: 13 P: 19	R: 0 H: 0 E: 0 LOB: 2 K: 0 BB: 2 S: 12 P: 23	R: 0 H: 1 E: 0 LOB: 1 K: 1 BB: 0 S: 9 P: 14	R: 0 H: 0 E: 0 LOB: 1 K: 3 BB: 1 S: 12 P: 23	R: 0 H: 0 E: 0 LOB: 0 K: 0 BB: 0 S: 6 P: 9	R: 0 H: 0 E: 0 LOB: 1 K: 1 BB: 1 S: 8 P: 13	1B: 7 SF: 1 2B: 2 SAC: 1 3B: 0 DP: 1 HR: 0 HBP: 0	WP: 0 PA: 45 PB: 0 SB: 3 CS: 1				
PITCHER	IP WLS BF H R ER SO BB IBB HBP BLK WP HR S P ERA WHIP																
Andy Ashby, R (1, 1) ERA: 2.31	8.0	35	8	4	3	6	2	0	0	0	0	0	0	73	110	3.38	1.250
Doug Bachtler, R (9, 1) ERA: 1.65	1.0	4	0	0	0	3	1	0	0	0	0	0	0	12	23	0.00	1.000
Trevor Hoffman, R (10, 1) ERA: 3.95	2.0	W 6	0	0	0	1	1	0	0	0	0	0	0	14	22	0.00	0.500

livebaseballscorecards.com

AB	39
R	4
H	8
RBI	4
BB	4
SO	10
LOB	15



Batter	1	2	3	4	5	6	7	8	9	10	11	AB R H RBI BB SO LOB	BOTTOM													
Steve Finley, L OBP: 0.296, SLG: 0.371 (1, 8)	4-0 S 2B BB	4-2 1B BB		0-1 L6			1-3 K			0-1 P6		3 1 0 0 2 1 1	Cincinnati Reds @ San Diego Padres Qualcomm Stadium, San Diego, CA Sun May 11 1997, 6:33 AM EDT Att. 31,539 - Sunny - 70 F													
Quilvio Veras, S OBP: 0.287, SLG: 0.294 (1, 4)	1-1 B1 SAFE	2-2 1B SAFE			0-1 G4-3		0-0 P5			1-2 L8		5 0 1 0 0 0 1														
Tony Gwynn, L OBP: 0.372, SLG: 0.547 (1, 9)	3-2 1B SAFE	0-0 G4-3			2-0 F8		1-0 G4-3			0-0 G3-1		5 1 1 1 0 0 2														
Ken Caminiti, S OBP: 0.308, SLG: 0.405 Derrek Lee, R OBP: 0.351, SLG: 0.200 (1, 5) (6, 3)	2-2 S SF8 1B		0-0 L8		1-2 G6-3			2-3 K		4-2 1B BB		3 1 1 1 0 0 0 1 1 0 0 1 1 0														
Greg Vaughn, R OBP: 0.274, SLG: 0.394 (1, 7)	3-2 SF8 1B		2-2 6-3		4-2 BB 1B G6-4-3 BB		3-3 K			0-0 1B		3 1 1 1 1 1 0														
Archi Cianfrocco, R OBP: 0.420, SLG: 0.500 (1, 3) (6, 5)	1-2 WP 1B		1-3 K		1-1 G6-4-3 BB 1-2 1B		2-3 K			2-2 1B		5 0 3 1 0 2 0														
John Flaherty, R OBP: 0.295, SLG: 0.356 (1, 2)	1-2 G1-3		3-1 P6		4-0 BB SAFE G6-4-3 BB 1-2 2-3		0-1 G5-3			0-1 G5-3		3 0 0 0 1 0 1														
Chris Gomez, R OBP: 0.313, SLG: 0.347 (1, 6)		2-2 F9		2-2 G4-1		1-2 G6-4-3		1-3 K2-3		1-3 K2-3		4 0 0 0 0 1 2														
Andy Ashby, R OBP: 0.136, SLG: 0.095 Doug Bochtler, R (9, 1) Trey Beamon, L (9, PH) Trevor Hoffman, R (10, 1)		1-3 K		1-0 1B		0-3 K		3-3 K		3-3 K		3 0 1 0 0 2 1 0 0 0 0 0 0 0 1 0 0 0 0 1 0 0 0 0 0 0 0 0														
Inning Stats	R: 3 E: 0 K: 0 S: 19	H: 3 LOB: 1 BB: 1 P: 34	R: 0 E: 0 K: 1 S: 13	H: 1 LOB: 2 BB: 1 P: 22	R: 0 E: 0 K: 1 S: 7	H: 0 LOB: 0 BB: 0 P: 10	R: 0 E: 0 K: 0 S: 8	H: 1 LOB: 1 BB: 0 P: 14	R: 0 E: 0 K: 1 S: 11	H: 0 LOB: 0 BB: 2 P: 8	R: 0 E: 0 K: 3 S: 10	H: 0 LOB: 0 BB: 0 P: 17		R: 0 E: 0 K: 2 S: 9	H: 0 LOB: 0 BB: 0 P: 13	R: 0 E: 0 K: 0 S: 6	H: 0 LOB: 0 BB: 0 P: 7	R: 1 E: 0 K: 0 S: 8	H: 2 LOB: 2 BB: 1 P: 14	1B: 7 2B: 1 3B: 0 HR: 0	SF: 1 SAC: 0 DP: 1 HBP: 0	WP: 1 PB: 0 SB: 3 CS: 0	PA: 42			
PITCHER	IP WLS BF H R ER SO BB IBB HBP BLK WP HR S P ERA WHIP																									
Kent Mercker, L ERA: 5.34 (1, 1)	5.0	23	5	4	4	2	3	0	0	0	1	0	56	96	7.20	1.600										
Hector Carrasco, R ERA: 2.31 (6, 1)	0.0	2	1	0	0	0	1	0	0	0	0	0	2	7	∞	∞										
Jeff Shaw, R ERA: 0.77 (6, 1)	4.0	11	0	0	0	7	0	0	0	0	0	0	31	45	0.00	0.000										
Mike Remlinger, L ERA: 1.88 (10, 1)	1.0	L 4	0	1	1	0	1	0	0	0	0	0	10	15	9.00	1.000										
Jeff Brantley, R ERA: 4.15 (11, 1)	0.0	2	2	0	0	0	0	0	0	0	0	0	4	6	∞	∞										

AB	36
R	5
H	8
RBI	4
BB	5
SO	9
LOB	8



WP	1	PA	42
PB	0	SB	3
CS	0		

1B	7	SF	1
2B	1	SAC	0
3B	0	DP	1
HR	0	HBP	0

Batter	1	2	3	4	5	6	7	8	9	AB R H RBI BB SO LOB	TOP																													
Steve Finley, L (1, 8) OBP: 0.289, SLG: 0.358	0-3 K		0-1 G4-3		1-3 K		0-1 G4-3 1B		0-2 G1-3	5 0 1 0 0 2 2																														
Quitvio Veras, S (1, 4) OBP: 0.293, SLG: 0.301	1-0 G1-3 1B			0-3 K	0-0 1B 1B		1-2 P6			4 1 2 0 0 1 1																														
Tony Gwynn, L (1, 9) OBP: 0.375, SLG: 0.545	2-1 G1-3 1-2			1-2 1B 1B	2-2 1B 1B		1-1 G4-3 1-2			4 1 2 0 0 0 2																														
Wally Joyner, L (1, 3) OBP: 0.350, SLG: 0.413	0-0 G3			3-1 1B 1B	2-1 1B 1B		1-1 G5-3			4 0 2 2 0 0 2																														
Greg Vaughn, R (1, 7) OBP: 0.276, SLG: 0.393		2-3 K		2-1 1B 1B	1-0 L7		1-2 FC5-4 1B			3 0 1 0 0 1 2																														
Will Cunnane, R (5, 1)				1-2 2-3						0 0 0 0 0 0 0																														
Joey Long, R (7, 1)										0 0 0 0 0 0 0																														
Trey Beamon, L (8, PH) OBP: 0.500, SLG: 0.500										1 0 1 0 0 0 0																														
Dario Veras, R (8, 1)										0 0 0 0 0 0 0																														
Archy Cianfrocco, R (1, 5) OBP: 0.407, SLG: 0.479		0-3 K		1-1 1B	0-0 F8		1-1 FC5-4 G6-4-3			4 0 1 1 0 1 3																														
Chris Gomez, R (1, 6) OBP: 0.303, SLG: 0.336		0-1 P8		1-3 K		0-0 L7	0-1 G6-4-3			4 0 0 0 0 1 4																														
Carlos Hernandez, R (1, 2) OBP: 0.333, SLG: 0.389			1-0 FC1-6 1B	3-3 K		0-1 P6		0-0 G6-3		4 0 1 0 0 1 3																														
Fernando Valenzuela, L (1, 1) OBP: 0.111, SLG: 0.111			0-2 FC1-6 G4-3		0-1 E5 1B 1B	1-1 P5		3-1 F8		1 0 0 0 0 0 1																														
Don Slaught, R (5, PH)										1 1 0 0 0 0 0																														
Chris Jones, R (5, 7) OBP: 0.325, SLG: 0.457										2 0 0 0 0 0 0																														
Inning Stats	R: 0 E: 0 K: 1 S: 7	H: 1 LOB: 1 BB: 0 P: 10	R: 0 E: 0 K: 2 S: 10	H: 0 LOB: 0 BB: 0 P: 12	R: 0 E: 0 K: 0 S: 6	H: 1 LOB: 0 BB: 0 P: 7	R: 1 E: 0 K: 3 S: 22	H: 4 LOB: 3 BB: 0 P: 33	R: 2 E: 1 K: 1 S: 13	H: 3 LOB: 2 BB: 0 P: 19	R: 0 E: 0 K: 0 S: 5	H: 0 LOB: 0 BB: 0 P: 6	R: 0 E: 0 K: 0 S: 10	H: 1 LOB: 1 BB: 0 P: 13	R: 0 E: 0 K: 0 S: 7	H: 1 LOB: 0 BB: 0 P: 9	R: 0 E: 0 K: 0 S: 6	H: 0 LOB: 0 BB: 0 P: 9	1B: 11 2B: 0 3B: 0 HR: 0	SF: 0 SAC: 0 DP: 2 HBP: 0	WP: 0 PB: 0 SB: 0 CS: 0	PA: 37																		
PITCHER Pedro Martinez, R (1, 1) ERA: 0.79	IP 9.0	WLS W	BF 37	H 11	R 3	ER 2	SO 7	BB 0	IBB 0	HBP 0	BLK 0	WP 0	HR 0	S 86	P 118	ERA 2.00	WHIP 1.222						PITCHER	IP 9.0	WLS W	BF 37	H 11	R 3	ER 2	SO 7	BB 0	IBB 0	HBP 0	BLK 0	WP 0	HR 0	S 86	P 118	ERA 2.00	WHIP 1.222

San Diego Padres @ Montreal Expos
Olympic Stadium, Montreal, QB
Tue May 13 1997, 7:05 PM EDT
Att. 35,374 - Dome

livebaseballscorecards.com

AB	37
R	3
H	11
RBI	3
BB	0
SO	7
LOB	20



Batter	1	2	3	4	5	6	7	8	9	AB R H RBI BB SO LOB	TOP											
Steve Finley, L (1, 8) OBP: 0.294, SLG: 0.368	3-1 G3-1		3-3 K		1-0 FC2-5 BB			0-0 B3		4 0 0 0 0 1 3												
Quitvio Veras, S (1, 4) OBP: 0.293, SLG: 0.289	2-3 K			1-3 K	4-2 BB			1-1 L8		3 0 0 0 1 2 0												
Tony Gwynn, L (1, 9) OBP: 0.379, SLG: 0.541	4-2 BB			1-0 F8	2-1 G3			2-1 F7		3 0 0 0 1 0 3												
Wally Joyner, L (1, 3) OBP: 0.337, SLG: 0.429	1 SAFE 1-3 K			2-1 HR		3-0 G4-3			1-3 K	4 1 1 1 0 2 1												
Greg Vaughn, R (1, 7) OBP: 0.267, SLG: 0.379			2-3 K	2-1 P3		2-3 K			3-2 G6-3	4 0 0 0 0 2 0												
Archib Cianfrocco, R (1, 5) OBP: 0.403, SLG: 0.455			0-0 G6-3		1-3 K	1-3 K			1-3 K	4 0 0 0 0 3 0												
Craig Shipley, R (1, 6) OBP: 0.250, SLG: 0.500			2-2 L8		0-0 1B 2B			2-2 F9		3 1 1 0 0 0 0												
John Flaherty, R (1, 2) OBP: 0.286, SLG: 0.345			1-0 G6-3		2-0 FC2-5 SH 1B			1-0 L9		3 0 1 1 0 0 0												
Sterling Hitchcock, L (1, 1) OBP: 0.200, SLG: 0.143			4-0 CS BB		0-0 SH BB FC2-5			2-1 P5		0 0 0 0 1 0 0												
Trey Beamon, L (7, PH) OBP: 0.500, SLG: 0.333										1 0 0 0 0 0 0												
Tim Scott, R (7, 1)										0 0 0 0 0 0 0												
Inning Stats	R: 0 E: 0 K: 2 S: 13	H: 0 LOB: 1 BB: 1 P: 23	R: 0 E: 0 K: 1 S: 7	H: 0 LOB: 0 BB: 0 P: 11	R: 0 E: 0 K: 1 S: 5	H: 0 LOB: 1 BB: 1 P: 13	R: 1 E: 0 K: 1 S: 8	H: 1 LOB: 0 BB: 0 P: 14	R: 1 E: 0 K: 1 S: 12	H: 2 LOB: 3 BB: 1 P: 22	R: 0 E: 0 K: 2 S: 8	H: 0 LOB: 0 BB: 0 P: 14	R: 0 E: 0 K: 0 S: 6	H: 0 LOB: 0 BB: 0 P: 11	R: 0 E: 0 K: 0 S: 5	H: 0 LOB: 0 BB: 0 P: 8	R: 0 E: 0 K: 2 S: 11	H: 0 LOB: 0 BB: 0 P: 16	1B: 1 2B: 2 3B: 0 HR: 1	SF: 0 SAC: 1 DP: 1 HBP: 0	WP: 0 PB: 0 SB: 0 CS: 1	PA: 33
PITCHER	IP WLS BF H R ER SO BB IBB HBP BLK WP HR S P ERA WHIP																					
Frank Castillo, R (1, 1) ERA: 5.48	7.0 W 27 3 2 2 8 3 0 0 0 0 1 59 108 2.57 0.857																					
Bob Patterson, L (8, 1) ERA: 3.31	1.0 3 0 0 0 0 0 0 0 0 0 0 5 8 0.00 0.000																					
Kent Bottenfield, R (9, 1) ERA: 3.46	1.0 3 0 0 0 2 0 0 0 0 0 0 0 11 16 0.00 0.000																					

San Diego Padres @ Chicago Cubs
Wrigley Field, Chicago, IL
Thu May 15 1997, 3:33 AM CDT
Att. 19,766 - Sunny - 48 F

livebaseballscorecards.com

AB 29
R 2
H 3
RBI 2
BB 3
SO 10
LOB 7



Batter	1	2	3	4	5	6	7	8	9	AB	R	H	RBI	BB	SO	LOB	
Brian McRae, S OBP: 0.294, SLG: 0.420 (1, 8)	0-2 F8		1-3 K		0-0 E1 FC5 1B		2-0 3B	0-0 FC6-4 1B 1-2 2-H		5	1	2	1	0	1	0	
Doug Glanville, R OBP: 0.299, SLG: 0.365 (1, 7)	4-0 FC4-6 BB		0-2 P4		2-3 K		2-1 1B 3B 3-H	0-0 F8		4	1	1	1	1	1	3	
Mark Grace, L OBP: 0.447, SLG: 0.519 (1, 3)	0-0 FC4-6 1-2f		2-0 1B		1-2 1B		0-0 3B 1B 3-H	2-2 FC6-4 1-2f		5	1	3	1	0	0	3	
Sammy Sosa, R OBP: 0.317, SLG: 0.453 (1, 9)	0-0 G1-3		3-2 G5-3		1-3 K		1-0 G4-3 3B 1-H			4	1	1	1	0	1	4	
Shawon Dunston, R OBP: 0.288, SLG: 0.365 Rey Sanchez, R OBP: 0.327, SLG: 0.314 (1, 6) (7, 6)		1-0 F9		1-0 3B 1B	2-1 FC5 2-3f		0-1 G4-3 3B 3-H			3	1	1	0	0	0	2	
23 Ryne Sandberg, R OBP: 0.244, SLG: 0.313 (1, 4)		3-2 G6-3		0-3 K		1-0 F7	1-2 F8			4	0	0	0	0	1	1	
José Hernández, R OBP: 0.405, SLG: 0.541 (1, 5)		4-2 BLK 1B BB		0-1 SF8 3B 1-H		1-0 P3		1-0 BB 1B 1B		3	3	2	1	1	0	0	
Scott Servais, R OBP: 0.306, SLG: 0.303 (1, 2)		2-2 1B 1-H		1-1 SF8 3B 3-H		3-2 F8		2-3 K		3	0	1	2	0	1	1	
Frank Castillo, R OBP: 0.083, SLG: 0.083 Dave Clark, L OBP: 0.279, SLG: 0.316 Bob Patterson, R Brooks Kieschnick, L OBP: 0.313, SLG: 0.338 Kent Bottenfield, R (1, 1) (7, PH) (8, 1) (8, PH) (9, 1)		2-2 G3		2-3 K		2-1 F7	4-2 BB			2	0	0	0	0	1	1	
Inning Stats	R: 0 E: 1 K: 0 S: 5	H: 0 LOB: 1 BB: 1 P: 9	R: 1 E: 0 K: 0 S: 15	H: 1 LOB: 1 BB: 1 P: 27	R: 0 E: 0 K: 1 S: 11	H: 1 LOB: 0 BB: 0 P: 17	R: 2 E: 0 K: 2 S: 11	H: 2 LOB: 0 BB: 0 P: 15	R: 0 E: 1 K: 2 S: 12	H: 1 LOB: 2 BB: 0 P: 18	R: 0 E: 0 K: 0 S: 7	H: 0 LOB: 0 BB: 0 P: 12	R: 4 E: 0 K: 0 S: 12	H: 4 LOB: 0 BB: 0 P: 20	R: 1 E: 0 K: 1 S: 11	H: 2 LOB: 2 BB: 1 P: 20	
PITCHER Sterling Hitchcock, L ERA: 4.19 Tim Scott, R ERA: 7.85	IP 6.0 2.0	WLS L	BF 26 13	H 5 6	R 3 5	ER 3 5	SO 5 1	BB 2 1	IBB 0 0	HBP 0 0	BLK 1 0	WP 0 0	HR 0 0	S 61 23	P 98 40	ERA 4.50 22.50	WHIP 1.167 3.500

BOTTOM

San Diego Padres @ Chicago Cubs
Wrigley Field, Chicago, IL
Thu May 15 1997, 3:33 AM CDT
Att. 19,766 - Sunny - 48 F

livebaseballscorecards.com

AB	35
R	8
H	11
RBI	8
BB	3
SO	6
LOB	15



WP: 0	PA: 39
PB: 0	
SB: 0	
CS: 0	

Batter	1	2	3	4	5	6	7	8	9
Brian McRae, S OBP: 0.313, SLG: 0.438 (1, 8)	4-2 CS BB	0-0 2-H 1B	2-1 BB 1B 1-2 2-3	2-0 L9		1-0 WP 1B		3-2 2-H 2B	
Doug Glanville, R OBP: 0.315, SLG: 0.368 (1, 7)	4-2 WP 1B 1-2 SF7 BB	0-0 1B 1B	0-0 BB 1B 1-2 2-3 3-H		1-1 F7	2-2 L5		2-1 G6-3	
Mark Grace, L OBP: 0.453, SLG: 0.518 Ramon Tatis, L (8, 1)	2-1 WP 23 2B 1B 1-2	0-0 1B 1B 1-3 2-H	4-2 BB 1B 1-2 2-3		2-0 G4-3		2-3 K		
Sammy Sosa, R OBP: 0.331, SLG: 0.500 (1, 9)	2-0 SF7 1-2 2-H	2-2 1B 1-2 3-H	0-1 23 G6-3 3B 1-2 2-3 1-H 2-H 3-H		1-0 HR		1-0 1B		
23 Ryne Sandberg, R OBP: 0.246, SLG: 0.322 Dave Hansen, L OBP: 0.429, SLG: 0.286 (1, 4) (5, 5)	0-1 2B 2-H	2-3 K	0-1 G6-3		1-0 G4-3		2-0 P7		
José Hernández, R OBP: 0.404, SLG: 0.524 (1, 5) (5, 4)	0-3 K		0-1 1B 1B 1-2 2-3 4-3 1B			2-2 G5-3	3-1 F8		
Rey Sanchez, R OBP: 0.333, SLG: 0.309 (1, 6)		4-1 SH1-4 1B BB	1-1 1B 1B 1-2 2-3 G4-3			0-3 K		3-2 L9	
Scott Servais, R OBP: 0.319, SLG: 0.356 (1, 2) (8, 3)		0-0 F8	3-1 1B 1B 1-2 2-3	2-3 K		0-0 HR		0-0 WP 2B 2B	
Kevin Foster, R OBP: 0.176, SLG: 0.125 Mike Hubbard, R OBP: 0.100, SLG: 0.400 (1, 1) (8, 2)		0-2 SH1-4	2-2 1B 1B 1-2 2-3 3-H	1-2 G5-3		3-2 WP 1B 1B		2-0 L9	

Inning Stats	R: 2 E: 0 K: 1 S: 14	H: 2 LOB: 1 BB: 2 P: 26	R: 3 E: 0 K: 1 S: 15	H: 4 LOB: 2 BB: 1 P: 23	R: 8 E: 0 K: 0 S: 22	H: 8 LOB: 0 BB: 1 P: 37	R: 0 E: 0 K: 1 S: 7	H: 0 LOB: 0 BB: 0 P: 12	R: 1 E: 0 K: 0 S: 5	H: 1 LOB: 0 BB: 0 P: 10	R: 1 E: 0 K: 1 S: 16	H: 3 LOB: 2 BB: 0 P: 24	R: 0 E: 0 K: 1 S: 7	H: 1 LOB: 1 BB: 0 P: 15	R: 1 E: 0 K: 0 S: 12	H: 2 LOB: 1 BB: 0 P: 22
--------------	-------------------------------	----------------------------------	-------------------------------	----------------------------------	-------------------------------	----------------------------------	------------------------------	----------------------------------	------------------------------	----------------------------------	-------------------------------	----------------------------------	------------------------------	----------------------------------	-------------------------------	----------------------------------

PITCHER	IP	WLS	BF	H	R	ER	SO	BB	IBB	HBP	BLK	WP	HR	S	P	ERA	WHIP
Tim Worrell, R ERA: 5.53 (1, 1)	2.0	L	14	6	5	5	2	3	0	0	0	1	0	29	49	22.50	4.500
Will Cunnane, R ERA: 7.27 (3, 1)	3.2		22	11	10	10	2	1	0	0	0	0	2	46	76	24.55	3.273
Sean Bergman, R ERA: 3.28 (6, 1)	1.1		6	2	0	0	1	0	0	0	0	1	0	11	22	0.00	1.500
Joey Long, L ERA: 10.57 (8, 1)	1.0		5	2	1	1	0	0	0	0	0	1	0	12	22	9.00	2.000


BOTTOM

5 2 4 2 1 0 0
5 3 2 2 1 0 3
4 2 2 1 1 1 0
0 0 0 0 0 0 0
4 2 4 6 0 0 0
3 0 1 2 0 1 2
2 0 0 0 0 0 1
5 1 2 0 0 1 2
4 2 1 0 1 1 1
5 3 3 1 0 1 1
3 1 2 2 0 0 0
1 0 0 0 0 0 1

San Diego Padres @ Chicago Cubs
Wrigley Field, Chicago, IL
Fri May 16 1997, 3:33 AM CDT
Att: 25,036 - Cloudy - 60 F

livebaseballscorecards.com

AB 41
R 16
H 21
RBI 16
BB 4
SO 5
LOB 11



WP: 3 PA: 47
PB: 0
SB: 0
CS: 1

Batter	1	2	3	4	5	6	7	8	9	AB R H RBI BB SO LOB	TOP		
Steve Finley, L (1, 8) OBP: 0.305, SLG: 0.419	0-0 BB SF7 2B		0-0 G4-3		0-0 F8	0-0 F8		0-3 K 1-2		5 1 1 0 0 1 2			
Craig Shipley, R (1, 4) OBP: 0.375, SLG: 1.000 Quilvio Veras, S (7, PR) OBP: 0.293, SLG: 0.290	0-0 P4		0-0 F9		0-0 HR		0-0 HR 2B	0-0 FC4-6 1B		4 1 2 1 0 0 1 1 1 1 0 0 0 0			
Tony Gwynn, L (1, 9) OBP: 0.396, SLG: 0.574	4-0 BB BB		0-0 1B		0-0 S 2B		0-0 HR 2B	0-0 FC4-6 1-2f		4 1 3 2 1 0 2			
Chris Jones, R (1, 7) OBP: 0.278, SLG: 0.417	4-0 1-2 2-3 BB		0-0 F8		0-3 K 2-3		0-0 F8		0-3 K	4 0 0 0 1 2 3			
Wally Joyner, L (1, 3) OBP: 0.320, SLG: 0.400	0-0 SF7			0-0 G4-3		0-3 K	4-0 BB		0-0 F7	3 0 0 1 1 1 0			
Archib Cianfrocco, R (1, 5) OBP: 0.394, SLG: 0.429	0-0 G6-3			0-0 FC4 1B		0-0 1B 1B	0-3 K		4-0 S BB	4 1 2 0 1 1 4			
John Flaherty, R (1, 2) OBP: 0.288, SLG: 0.339		0-0 F9		0-0 F9		0-0 CS 1B	0-0 G6-3		0-3 K 1-2	5 0 1 0 0 1 4			
Chris Gomez, R (1, 6) OBP: 0.313, SLG: 0.366		0-0 F7		0-0 FC4 1-2f		0-0 2B 1B		0-0 F8		4 1 1 1 0 0 1			
Joey Hamilton, R (1, 1) Trey Beamon, L (8, PH) OBP: 0.500, SLG: 0.600 Pete Smith, R (6, 1) Don Slaught, R (8, PH) Doug Bochtler, R (8, 1) Trevor Hoffman, R (8, 1)		0-3 K			0-3 K	0-0 2B		4-0 1B BLK BB		2 0 0 0 0 2 0 1 0 1 1 0 0 0 0 0 0 0 0 0 0 0 0 0 0 0 1 0 0 0 0 0 0 0 0 0 0 0 0 0 0 0 0 0 0			
Inning Stats	R: 1 H: 1 E: 0 LOB: 2 K: 0 BB: 2 S: 4 P: 12	R: 0 H: 0 E: 0 LOB: 0 K: 1 BB: 0 S: 5 P: 5	R: 0 H: 1 E: 0 LOB: 1 K: 0 BB: 0 S: 4 P: 4	R: 0 H: 1 E: 0 LOB: 1 K: 2 BB: 0 S: 9 P: 9	R: 2 H: 4 E: 0 LOB: 1 K: 1 BB: 0 S: 8 P: 8	R: 2 H: 2 E: 0 LOB: 2 K: 1 BB: 1 S: 7 P: 11	R: 0 H: 1 E: 0 LOB: 2 K: 1 BB: 1 S: 6 P: 10	R: 0 H: 0 E: 0 LOB: 1 K: 2 BB: 1 S: 7 P: 11	1B: 6 SF: 1 2B: 4 SAC: 0 3B: 0 DP: 0 HR: 2 HBP: 0	WP: 0 PA: 43 PB: 0 SB: 2 CS: 1			
PITCHER	IP WLS BF H R ER SO BB IBB HBP BLK WP HR S P ERA WHIP											PITCHER	IP WLS BF H R ER SO BB IBB HBP BLK WP HR S P ERA WHIP
Kent Mercker, L (1, 1) ERA: 5.09	5.0 L 22 5 2 2 3 2 0 0 0 0 0 1 26 34 3.60 1.400												
Stan Belinda, R (6, 1) ERA: 4.33	0.2 5 4 2 2 1 0 0 0 0 0 0 0 7 7 27.00 6.000												
Mike Remlinger, L (6, 1) ERA: 3.31	0.2 5 2 2 2 0 1 0 0 0 0 0 1 4 8 27.00 4.500												
Hector Carrasco, R (7, 1) ERA: 2.0	1.2 7 1 0 0 2 1 0 0 1 0 0 0 10 14 0.00 1.200												
Scott Sullivan, R (9, 1) ERA: 5.4	1.0 4 0 0 0 2 1 0 0 0 0 0 0 7 11 0.00 1.000												

San Diego Padres @ Cincinnati Reds
Cinergy Field, Cincinnati, OH
Sat May 17 1997, 3:33 AM EDT
Att. 21,469 - Sunny - 71 F

livebaseballscorecards.com

AB 37
R 6
H 12
RBI 6
BB 5
SO 8
LOB 17



BOTTOM

San Diego Padres @ Cincinnati Reds
Cinergy Field, Cincinnati, OH
Sat May 17 1997, 3:33 AM EDT
Att. 21,469 - Sunny - 71 F

livebaseballscorecards.com

AB 31
R 2
H 6
RBI 2
BB 3
SO 4
LOB 13



WP: 0 PA: 37
PB: 1
SB: 1
CS: 1

AB R H RBI BB SO LOB

4 0 1 0 0 0 2

3 0 2 1 0 0 0

4 0 0 0 0 0 5

4 0 0 0 0 1 0

4 0 0 0 0 0 0

3 1 2 1 1 0 0

3 0 1 0 0 2 1
0 0 0 0 0 0 0
1 0 0 0 0 0 1

2 0 0 0 1 0 0

1 1 0 0 1 1 2
0 0 0 0 0 0 0
0 0 0 0 0 0 0
2 0 0 0 0 0 2

1B: 5 SF: 0
2B: 0 SAC: 0
3B: 0 DP: 0
HR: 1 HBP: 2

Batter	1	2	3	4	5	6	7	8	9
Deion Sanders, L (1, 8) OBP: 0.366, SLG: 0.456	0-0 F5		0-0 1B		0-0 F7		0-0 F9		
Curtis Goodwin, L (1, 7) OBP: 0.479, SLG: 0.439	0-0 G5-3		0-0 1B		1-0 HBP			0-0 G6-3	
Barry Larkin, R (1, 6) OBP: 0.384, SLG: 0.327	0-0 G5-3		0-0 F9		0-0 G4-3			0-0 F8	
Eddie Taubensee, L (1, 2) OBP: 0.327, SLG: 0.453	0-0 CS	0-0 G3-1		0-0 F8		0-0 G4-3		0-3 K	
Reggie Sanders, R (1, 9) OBP: 0.301, SLG: 0.452		0-0 F5		0-0 F8		0-0 G5-3		0-0 G6-3	
Lenny Harris, L (1, 3) OBP: 0.243, SLG: 0.338		0-0 1B		0-0 F8		HR		4-0 BB	
Terry Pendleton, S (1, 5) OBP: 0.250, SLG: 0.300		0-3 K			0-0 HBP	0-3 K		0-0 P4	
Hector Carrasco, R (7, 1)					0-0 HBP				
Scott Sullivan, R (9, 1)					1B				
Joe Oliver, R (9, PH) OBP: 0.294, SLG: 0.344									
Bret Boone, R (1, 4) OBP: 0.281, SLG: 0.250			0-0 G6-3		1-2 HBP		0-0 F8	4-0 FC6-4	
Kent Mercker, L (1, 1) OBP: 0.455, SLG: 0.444			4-0 BB		0-3 K		0-0 P4	0-0 FC6-4	
Stan Belinda, R (6, 1)									
Mike Remlinger, L (6, 1)									
Pokey Reese, R (7, 5) OBP: 0.171, SLG: 0.231			1B					1-2	

Inning Stats	R: 0	H: 1	E: 0	K: 0	S: 3	LOB: 0	BB: 0	P: 3	R: 0	H: 1	E: 0	K: 1	S: 6	LOB: 1	BB: 0	P: 6	R: 1	H: 2	E: 0	K: 0	S: 4	LOB: 1	BB: 1	P: 8	R: 0	H: 0	E: 0	K: 0	S: 3	LOB: 0	BB: 0	P: 3	R: 0	H: 1	E: 0	K: 1	S: 6	LOB: 3	BB: 0	P: 8	R: 1	H: 1	E: 0	K: 1	S: 6	LOB: 0	BB: 0	P: 6	R: 0	H: 0	E: 0	K: 0	S: 3	LOB: 0	BB: 0	P: 5	R: 0	H: 0	E: 0	K: 1	S: 5	LOB: 0	BB: 0	P: 5	R: 0	H: 0	E: 0	K: 0	S: 3	LOB: 2	BB: 2	P: 11	1B: 5	SF: 0	2B: 0	SAC: 0	3B: 0	DP: 0	HR: 1	HBP: 2
--------------	------	------	------	------	------	--------	-------	------	------	------	------	------	------	--------	-------	------	------	------	------	------	------	--------	-------	------	------	------	------	------	------	--------	-------	------	------	------	------	------	------	--------	-------	------	------	------	------	------	------	--------	-------	------	------	------	------	------	------	--------	-------	------	------	------	------	------	------	--------	-------	------	------	------	------	------	------	--------	-------	-------	-------	-------	-------	--------	-------	-------	-------	--------

PITCHER	IP	WLS	BF	H	R	ER	SO	BB	IBB	HBP	BLK	WP	HR	S	P	ERA	WHIP
Joey Hamilton, R (1, 1) ERA: 4.08	5.0		21	5	1	1	2	1	0	0	0	0	0	22	28	1.80	1.200
Pete Smith, R (6, 1) ERA: 4.5	2.0		7	1	1	1	1	0	0	0	0	0	1	9	9	4.50	0.500
Doug Bochtler, R (8, 1) ERA: 1.42	1.2		7	0	0	0	1	2	0	0	0	0	0	7	15	0.00	1.200
Trevor Hoffman, R (9, 1) ERA: 4.8	0.1	S	1	0	0	0	0	0	0	0	0	0	0	1	1	0.00	0.000

Batter	1	2	3	4	5	6	7	8	9	AB R H RBI BB SO LOB	TOP	
Steve Finley, L (1, 8) OBP: 0.290, SLG: 0.396	1-0 G4-3		1-1 G1-3		2-1 F8		1-0 F8		1-0 F8	5 0 0 0 0 0 1		
Quitvio Veras, S (1, 4) OBP: 0.297, SLG: 0.301	2-2 G3 2B		3-2 F7		1-2 G4-3		2-2 1B 1B		0-0 L6	5 0 2 0 0 0 1		
Tony Gwynn, L (1, 9) OBP: 0.405, SLG: 0.579	3-1 G3 2-3		0-1 1B		2-2 1B		2-2 FC6-4 1B			4 0 3 0 0 0 1		
Wally Joyner, L (1, 3) OBP: 0.320, SLG: 0.391	4-2 FC6-4 BB		0-2 G6-3		0-3 K		0-0 FC6-4 1-2f			2 0 0 0 1 1 2		
Terry Shumpert, R (5, 5) OBP: 0.333, SLG: 0.400										1 0 0 0 0 0 2		
Archi Cianfrocco, R (1, 5) OBP: 0.373, SLG: 0.403	1-1 FC6-4 1-2f			1-1 L3		2-3 K		1-3 K		4 0 0 0 0 2 2		
Trey Beamon, L (1, 7) OBP: 0.500, SLG: 0.667		0-1 FC6-4 1B		2-3 K		1-0 2B		1-2 P6		4 0 2 0 0 1 0		
John Flaherty, R (1, 2) OBP: 0.287, SLG: 0.336		2-1 L6 SAFE SAFE SAFE		0-0 1B 1B		3-3 K		1-1 L4		4 0 1 0 0 1 2		
Chris Gomez, R (1, 6) OBP: 0.311, SLG: 0.362		0-0 FC6-4 1-2f		2-0 1B 1B		1-0 G6-3		0-3 K		4 0 1 0 0 1 2		
Fernando Valenzuela, L (1, 1) OBP: 0.100, SLG: 0.100		2-2 G3		3-3 K			1-3 K		1-2 HBP	1 0 0 0 0 0 1		
Greg Vaughn, R (4, PH) OBP: 0.265, SLG: 0.376										1 0 0 0 0 0 1 2		
Sean Bergman, R (4, 1) OBP: 0.250, SLG: 0.250										0 0 0 0 0 0 0 0		
Don Slaught, R (7, PH) OBP: 0.250, SLG: 0.250										1 0 0 0 0 0 1 0		
Joey Long, R (7, 1) OBP: 0.250, SLG: 0.250										0 0 0 0 0 0 0 0		
Chris Jones, R (9, PH) OBP: 0.291, SLG: 0.417										0 0 0 0 0 0 0 0		
Inning Stats	R: 0 H: 1 E: 0 LOB: 2 K: 0 BB: 1 S: 11 P: 22	R: 0 H: 1 E: 0 LOB: 1 K: 0 BB: 0 S: 11 P: 15	R: 0 H: 1 E: 0 LOB: 1 K: 0 BB: 0 S: 10 P: 14	R: 0 H: 2 E: 0 LOB: 2 K: 2 BB: 0 S: 12 P: 20	R: 0 H: 1 E: 0 LOB: 1 K: 1 BB: 0 S: 12 P: 17	R: 0 H: 1 E: 0 LOB: 1 K: 2 BB: 0 S: 9 P: 16	R: 0 H: 2 E: 0 LOB: 2 K: 1 BB: 0 S: 12 P: 18	R: 0 H: 0 E: 0 LOB: 0 K: 1 BB: 0 S: 9 P: 12	R: 0 H: 0 E: 0 LOB: 1 K: 1 BB: 0 S: 7 P: 9	1B: 7 SF: 0 2B: 2 SAC: 0 3B: 0 DP: 0 HR: 0 HBP: 1	WP: 0 PA: 38 PB: 0 SB: 0 CS: 0	
PITCHER	IP WLS BF H R ER SO BB IBB HBP BLK WP HR S P ERA WHIP											
Dave Burba, R (1, 1) ERA: 5.23	6.0 W 26 7 0 0 5 1 0 0 0 0 0 0 65 104 0.00 1.333											
Stan Belinda, R (7, 1) ERA: 4.23	0.2 4 2 0 0 1 0 0 0 0 0 0 0 11 17 0.00 3.000											
Jeff Shaw, R (7, 1) ERA: 0.94	1.1 4 0 0 0 1 0 0 0 0 0 0 0 10 13 0.00 0.000											
Jeff Brantley, R (9, 1) ERA: 3.97	1.0 4 0 0 0 1 0 0 1 0 0 0 0 7 9 0.00 0.000											

San Diego Padres @ Cincinnati Reds
Cinergy Field, Cincinnati, OH
Sun May 18 1997, 3:33 AM EDT
Att. 23,265 - Cloudy - 78 F

livebaseballscorecards.com

AB	36
R	0
H	9
RBI	0
BB	1
SO	8
LOB	16



Batter	1	2	3	4	5	6	7	8	9
Deion Sanders, L OBP: 0.367, SLG: 0.451 (1, 8)	2-1 FC1-6 1B	2-3 K	3-3 K			4-0 S S BB	3-2 F7 1-2		
Curtis Goodwin, L OBP: 0.453, SLG: 0.400 (1, 7)	0-0 FC1-6 1B 1-2f	1-0 FC5-2 1B 1-2 2-3 3-Hf		1-2 G4-3		1 SAFE 1-2 K		4-0 F9 1B BB	
Barry Larkin, R OBP: 0.401, SLG: 0.354 Stan Belinda, R (7, 1) Jeff Shaw, R (7, 1) Brook Fordyce, R OBP: 0.271, SLG: 0.279 Jeff Brantley, R (9, 1)	2-2 BB 1B	2-0 BB 1B		0-1 2B		4-2 S BB		0-0 F9 1-2	
Reggie Sanders, R OBP: 0.308, SLG: 0.442 Lenny Harris, L OBP: 0.254, SLG: 0.348 (8, PH) (9, 9)	4-1 BB 1-2	4-1 BB 1-2		2-2 G6-3		3-3 K 1-2		0-0 BB 1B 2-H	
Eduardo Perez, R OBP: 0.313, SLG: 0.371 (1, 3)	1-3 K	3-3 K		1-0 G1-3			2-1 G6-3	3-2 F9	
Terry Pendleton, S OBP: 0.270, SLG: 0.314 (1, 5)	3-2 G1-3		1-0 G4-3 E S 1B		3-2 G3		0-0 E S FC5 1B	1-1 F8	
Bret Boone, R OBP: 0.288, SLG: 0.252 (1, 4)		3-2 HBP BB FC5-2 1B	3-2 G4-3		0-2 F7		4-2 SAFE FC5 S CS BB		
Joe Oliver, R OBP: 0.289, SLG: 0.314 (1, 2)		4-2 FC5-2 HBP 1B BB	1-1 E4 SH1-4		1-1 G1-3		3-2 FC5 1B CS		
Dave Burba, R OBP: 0.308, SLG: 0.250 Hal Morris, L OBP: 0.316, SLG: 0.339 Pokey Reese, R OBP: 0.190, SLG: 0.250 (6, PH) (7, 6)		1-0 FC5-2 1B HBP	1 SAFE 1-2 SH1-4		1-2 G6-3		2-0 S 1B 3-H		

AB	R	H	RBI	BB	SO	LOB
4	0	1	0	1	2	6
4	1	0	0	1	1	5
3	0	3	2	1	0	0
0	0	0	0	0	0	0
0	0	0	0	0	0	0
1	0	0	0	0	0	1
0	0	0	0	0	0	0
2	0	0	0	2	1	3
1	0	1	1	0	0	0
5	0	0	0	0	2	8
5	2	2	0	0	0	4
3	0	1	0	1	0	1
3	1	0	1	1	0	1
0	1	0	0	0	0	0
1	0	0	0	0	0	0
1	0	1	0	0	0	0

WP	HR	S	P	ERA	WHIP
0	0	41	82	6.00	2.667
0	0	31	51	0.00	1.000
0	0	25	47	4.50	2.500

Inning	R	H	E	K	S	P	IP	WLS	BF	H	R	ER	SO	BB	IBB	HBP	BLK	WP	HR	S	P	ERA	WHIP
1	0	2	0	13	2	19	3.0	L	19	5	3	0	4	3	0	0	0	0	0	41	82	6.00	2.667
4	1	0	0	2	2	12	3.0		12	1	0	0	2	2	0	0	0	0	31	51	0.00	1.000	
7	0	1	0	2	2	11	2.0		11	3	2	1	0	2	0	0	0	0	25	47	4.50	2.500	

San Diego Padres @ Cincinnati Reds
Cinergy Field, Cincinnati, OH

Sun May 18 1997, 3:33 AM EDT
Att. 23,265 - Cloudy - 78 F

AB	33
R	5
H	9
RBI	4
BB	7
SO	6
LOB	29



WP	0	PA	42
PB	0	SB	7
CS	2		

Batter	1	2	3	4	5	6	7	8	9	AB	R	H	RBI	BB	SO	LOB
Deion Sanders, L (1, 8) OBP: 0.363, SLG: 0.444	0-0 1B 1B	2-1 P6			1-3 K		1-2 P6	1-1 G4-6-3		5	1	1	0	0	1	5
Curtis Goodwin, L (1, 7) OBP: 0.431, SLG: 0.380	2-2 L1-6-3 1-3 1B 1B		1-0 G3-1		3-3 K		2-2 G4-3	2-3 K		5	0	1	0	0	2	2
Barry Larkin, R (1, 6) OBP: 0.408, SLG: 0.359	2-1 L1-6-3 1-2 3-H 1B		2-1 E5		4-2 BB		1-2 BB 1B			4	0	2	1	1	1	0
Eddie Taubensee, L (1, 2) OBP: 0.327, SLG: 0.443 Hector Carrasco, R (6, 1) Willie Greene, L (7, PH) Jeff Shaw, R (8, 1) Jeff Brantley, R (9, 1) Stan Belinda, R (9, 1) Eduardo Perez, R (9, PH) OBP: 0.309, SLG: 0.365	0-1 L1-6-3 1-1 2-2		4-0 BB		1-3 K		4-2 BB			2	0	0	0	0	1	4
Hal Morris, L (1, 3) OBP: 0.305, SLG: 0.326		0-1 E3 1B 1B 1B		3-2 G2-3		0-1 L7	2-2 G5-3			5	1	0	0	0	0	3
Lenny Harris, L (1, 9) OBP: 0.267, SLG: 0.357		1-0 1B 1B 1B G3-2-4 1-2 1B		1-0 G1-3		0-0 B1-3		2-1 BB 1B 1B		4	1	2	0	0	0	0
Terry Pendleton, S (1, 5) OBP: 0.317, SLG: 0.342		0-0 G3-2-4 1-2 2-3 1B		3-2 L5		4-0 HR BB		1-1 BB 1B		3	2	2	0	1	0	0
Bret Boone, R (1, 4) OBP: 0.291, SLG: 0.256 Scott Sullivan, R (5, 1) Mike Remlinger, L (5, 1) Brook Fordyce, R (6, 2) OBP: 0.300, SLG: 0.364		1-2 G3-2-4 1-2 2-3 3-H 1B		1-1 L8		1-1 HR		4-2 G4-6-3 1-2 2-3 BB		2	0	1	1	0	0	0
Pete Schourek, L (1, 1) OBP: 0.231, SLG: 0.462 Pokey Reese, R (5, 4) OBP: 0.222, SLG: 0.279		0-2 G3-2-4 1-2 2-3 3-H		3-2 L8		2-2 L8		1-1 G4-6-3 1-2 2-H 3-H 1B		1	0	0	0	0	0	3

Inning Stats	R: 1	H: 3	E: 0	K: 10	S: 10	LOB: 0	BB: 12	P: 12	R: 1	H: 3	E: 1	K: 0	S: 12	LOB: 2	BB: 0	P: 16	R: 0	H: 0	E: 1	K: 0	S: 6	LOB: 1	BB: 16	R: 0	H: 0	E: 0	K: 0	S: 7	LOB: 0	BB: 12	R: 0	H: 1	E: 0	K: 3	S: 18	LOB: 2	BB: 30	R: 2	H: 1	E: 0	K: 0	S: 11	LOB: 0	BB: 18	R: 0	H: 1	E: 0	K: 0	S: 16	LOB: 2	BB: 26	R: 2	H: 3	E: 0	K: 1	S: 14	LOB: 1	BB: 25	R: 0	H: 0	E: 0	K: 2	S: 7	LOB: 0	BB: 8	1B: 11	2B: 0	3B: 1	HR: 1	SF: 0	SAC: 0	DP: 2	HBP: 0	WP: 0	PA: 41
--------------	------	------	------	-------	-------	--------	--------	-------	------	------	------	------	-------	--------	-------	-------	------	------	------	------	------	--------	--------	------	------	------	------	------	--------	--------	------	------	------	------	-------	--------	--------	------	------	------	------	-------	--------	--------	------	------	------	------	-------	--------	--------	------	------	------	------	-------	--------	--------	------	------	------	------	------	--------	-------	--------	-------	-------	-------	-------	--------	-------	--------	-------	--------

PITCHER	IP	WLS	BF	H	R	ER	SO	BB	IBB	HBP	BLK	WP	HR	S	P	ERA	WHIP
Andy Ashby, R (1, 1) ERA: 2.42	1.0		7	5	2	1	0	0	0	0	0	0	0	14	17	9.00	5.000
Will Cunnane, R (2, 1) ERA: 5.91	4.0	W	15	2	0	0	3	2	0	0	0	0	0	39	69	0.00	1.000
Pete Smith, R (6, 1) ERA: 11.25	2.0		13	4	4	4	0	3	0	0	0	0	1	34	58	18.00	3.500
Doug Bochtler, R (8, 1) ERA: 1.35	1.0		3	1	0	0	1	0	0	0	0	0	0	7	11	0.00	1.000
Trevor Hoffman, R (9, 1) ERA: 4.5	1.0		3	0	0	0	2	0	0	0	0	0	0	7	8	0.00	0.000

BOTTOM

San Diego Padres @ Cincinnati Reds
Cinergy Field, Cincinnati, OH
Mon May 19 1997, 3:33 AM EDT
Att. 17,898 - Sunny - 82 F

livebaseballscores.com

AB	36
R	6
H	12
RBI	6
BB	5
SO	6
LOB	17



Los Angeles Dodgers @ San Diego Padres
Qualcomm Stadium, San Diego, CA

Tue May 20 1997, 10:05 PM EDT
Att. 29,650 - Unknown - 72 F

AB	35
R	3
H	8
RBI	3
BB	0
SO	5
LOB	10



AB R H RBI BB SO LOB

4	0	0	0	0	0	0
4	0	1	0	0	0	0
4	1	3	0	0	0	1
4	0	0	0	0	0	4
4	1	1	2	0	0	1
4	0	1	0	0	1	0
4	1	2	1	0	2	1
3	0	0	0	0	0	1
1	0	0	0	0	1	1
2	0	0	0	0	1	1
0	0	0	0	0	0	0
1	0	0	0	0	0	0
0	0	0	0	0	0	0

WP:	0	PA:	35
PB:	0		
SB:	0		
CS:	0		

Batter	1	2	3	4	5	6	7	8	9
Wilton Guerrero, S (1, 4) OBP: 0.319, SLG: 0.466	0-2 G5-3		0-0 F9			1-2 F8		1-0 G1-3	
Greg Gagne, R (1, 6) OBP: 0.310, SLG: 0.398	2-2 G5-3			1-0 FC2-6 1B		1-2 G4-3		0-1 G6-3	
Mike Piazza, R (1, 2) OBP: 0.392, SLG: 0.511	2-2 1B			0-0 FC2-6 FC6-4 1-2f		1-0 2B			3-2 HR 2B
Eric Karros, R (1, 3) OBP: 0.326, SLG: 0.353	1-0 F9			0-0 F9		2-2 F9			1-2 F8
Raul Mondesi, R (1, 9) OBP: 0.324, SLG: 0.497		1-0 L5		1-1 FC6-4 1-2f			1-1 G6-3		1-0 HR 2-H
Todd Zeile, R (1, 5) OBP: 0.323, SLG: 0.389		1-3 K			3-1 FC4-6 1B		0-2 F8		2-1 G6-3
Billy Ashley, R (1, 7) OBP: 0.273, SLG: 0.385		0-3 K			0-3 K		2-0 HR		1-1 1B
Wayne Kirby, L (1, 8) OBP: 0.279, SLG: 0.189			0-0 B1-3		2-1 FC4-6 1-2f		2-1 F7		1-3 K
Tom Prince, R (9, PH) OBP: 0.276, SLG: 0.240									
Ismael Valdez, R (1, 1)			1-1 G3		0-3 K			2-2 G6-3	
Scott Radinsky, L (7, 1)									
Eddie Williams, R (8, PH) OBP: 0.400, SLG: 0.250									
Todd Worrell, R (8, 1)									

Inning Stats	R: 0	H: 1	E: 0	LOB: 1	K: 0	BB: 0	S: 10	P: 15	R: 0	H: 0	E: 0	LOB: 0	K: 2	BB: 0	S: 8	P: 10	R: 0	H: 0	E: 0	LOB: 0	K: 0	BB: 0	S: 4	P: 5	R: 0	H: 1	E: 0	LOB: 1	K: 0	BB: 0	S: 5	P: 7	R: 0	H: 1	E: 0	LOB: 1	K: 2	BB: 0	S: 10	P: 15	R: 0	H: 1	E: 0	LOB: 1	K: 0	BB: 0	S: 11	P: 16	R: 1	H: 1	E: 0	LOB: 0	K: 0	BB: 0	S: 8	P: 13	R: 0	H: 0	E: 0	LOB: 0	K: 0	BB: 0	S: 6	P: 9	R: 2	H: 3	E: 0	LOB: 1	K: 1	BB: 0	S: 15	P: 24	1B: 4	SF: 0	2B: 2	SAC: 0	3B: 0	DP: 0	HR: 2	HBP: 0
--------------	------	------	------	--------	------	-------	-------	-------	------	------	------	--------	------	-------	------	-------	------	------	------	--------	------	-------	------	------	------	------	------	--------	------	-------	------	------	------	------	------	--------	------	-------	-------	-------	------	------	------	--------	------	-------	-------	-------	------	------	------	--------	------	-------	------	-------	------	------	------	--------	------	-------	------	------	------	------	------	--------	------	-------	-------	-------	-------	-------	-------	--------	-------	-------	-------	--------

PITCHER	IP	WLS	BF	H	R	ER	SO	BB	IBB	HBP	BLK	WP	HR	S	P	ERA	WHIP
Sterling Hitchcock, L (1, 1) ERA: 3.79	8.0	W	29	5	1	1	4	0	0	0	0	0	1	62	90	1.12	0.625
Marc Kroon, R (9, 1) ERA: 36.0	0.2		5	3	2	2	0	0	0	0	0	0	1	11	19	27.00	4.500
Terry Burrows, L (9, 1) ERA:	0.1		1	0	0	0	1	0	0	0	0	0	0	4	5	0.00	0.000

PITCHER	IP	WLS	BF	H	R	ER	SO	BB	IBB	HBP	BLK	WP	HR	S	P	ERA	WHIP
---------	----	-----	----	---	---	----	----	----	-----	-----	-----	----	----	---	---	-----	------

Batter	1	2	3	4	5	6	7	8	9	AB R H RBI BB SO LOB
Steve Finley, L OBP: 0.309, SLG: 0.490 (1, 8)	1-0 F8	3-2 P2		2-3 K			1-2 HR			4 1 1 0 0 1 1
Quilvio Veras, S OBP: 0.311, SLG: 0.315 (1, 4)	3-2 E2	2-3 K			1-0 SF8		0-0 SH3			3 1 2 0 0 1 1
Tony Gwynn, L OBP: 0.409, SLG: 0.584 (1, 9)	1-0 2B		2-1 G4-3		0-2 CS		4-1 HR			3 3 3 0 1 0 0
Wally Joyner, L OBP: 0.337, SLG: 0.442 (1, 3)	0-0 E		1-2 G4-3		4-1 BB		0-0 HR			3 2 2 4 1 0 1
Archi Cianfrocco, R OBP: 0.381, SLG: 0.432 (1, 5)	1-1 E7		0-2 G4-3		1-2 SF8		1-0 F8			3 0 2 3 0 0 0
Chris Jones, R OBP: 0.297, SLG: 0.411 (1, 7)	4-2 BB		0-0 G6-3		3-3 K		2-1 G6-3			3 0 0 0 1 1 3
Chris Gomez, R OBP: 0.312, SLG: 0.367 (1, 6)	0-0 F7		3-3 K			2-0 F9		3-3 K		4 0 0 0 0 2 4
John Flaherty, R OBP: 0.297, SLG: 0.346 (1, 2)		0-2 SH1-4		1-1 G5-3		1-1 L6		2-3 K		4 0 1 0 0 1 0
Sterling Hitchcock, L OBP: 0.176, SLG: 0.125 (1, 1)		0-1 SH1-4		1-3 K		1-3 K		0-3 K		2 0 0 0 0 2 0
Trey Beamon, L OBP: 0.462, SLG: 0.545 (8, PH)										1 0 0 0 0 1 0
Marc Kroon, R (9, 1)										0 0 0 0 0 0 0
Terry Burrows, L (9, 1)										0 0 0 0 0 0 0

Inning Stats	R: 2	H: 4	E: 2	K: 0	S: 13	LOB: 3	BB: 1	P: 23	R: 0	H: 1	E: 0	K: 1	S: 11	LOB: 1	BB: 0	P: 16	R: 1	H: 2	E: 0	K: 1	S: 14	LOB: 1	BB: 0	P: 20	R: 0	H: 0	E: 0	K: 2	S: 8	LOB: 0	BB: 0	P: 12	R: 1	H: 2	E: 0	K: 1	S: 13	LOB: 2	BB: 1	P: 22	R: 0	H: 0	E: 0	K: 1	S: 6	LOB: 0	BB: 0	P: 10	R: 3	H: 2	E: 0	K: 0	S: 9	LOB: 0	BB: 1	P: 17	R: 0	H: 0	E: 0	K: 3	S: 9	LOB: 0	BB: 0	P: 14
PITCHER	IP	WLS	BF	H	R	ER	SO	BB	IBB	HBP	BLK	WP	HR	S	P	ERA	WHIP																																															
Ismael Valdez, R (1, 1)	6.0	L	27	9	4	4	6	2	0	0	0	0	0	65	103	6.00	1.833																																															
Scott Radinsky, L (7, 1)	1.0		6	2	3	3	0	0	1	0	0	0	0	9	17	27.00	2.000																																															
Todd Worrell, R (8, 1)	1.0		3	0	0	0	3	0	0	0	0	0	0	9	14	0.00	0.000																																															

BOTTOM

Los Angeles Dodgers @ San Diego Padres
Qualcomm Stadium, San Diego, CA


Tue May 20 1997, 10:05 PM EDT
Att: 29,650 - Unknown - 72 F

livebaseballscorecards.com

AB	30
R	7
H	11
RBI	7
BB	3
SO	9
LOB	10



WP: 0	PA: 36
PB: 1	
SB: 0	
CS: 1	

Batter	1	2	3	4	5	6	7	8	9	10	11	AB R H RBI BB SO LOB	TOP																			
Wilton Guerrero, S OBP: 0.314, SLG: 0.456 (1, 4)	G4-3	FC1-6-4			2-1 1B		1-3 K			1-3 K2-3		5 1 1 0 0 2 2	<p>Los Angeles Dodgers @ San Diego Padres Qualcomm Stadium, San Diego, CA</p> <p>Wed May 21 1997, 10:05 PM EDT Att: 25,386 - Unknown - 70 F</p> <p>livebaseballscorecards.com</p> <p>AB 40 R 4 H 9 RBI 4 BB 3 SO 9 LOB 11</p> 																			
Roger Cedeno, S OBP: 0.400, SLG: 0.600 (1, 8)	E		G4-3		2-0 1B		0-0 G3-1			1-3 K		5 1 2 1 0 1 0																				
Raul Mondesi, R OBP: 0.326, SLG: 0.494 (1, 9)	E7		G4-3		1-1 G5-3			0-0 P2		1-1 CS		5 0 2 1 0 0 1																				
Mike Piazza, R OBP: 0.392, SLG: 0.504 (1, 2)	G1-3		G6-3			0-0 HR		4-0 BB		1-2 CS	1-3 K	4 1 1 0 1 1 1																				
Eric Karros, R OBP: 0.322, SLG: 0.366 (1, 3)	G5-3		K		0-0 HR		0-0 L4-3			1-2 L8	3-2 L8	5 1 1 2 0 1 2																				
Todd Zeile, R OBP: 0.320, SLG: 0.378 (1, 5)		K	G6-3		2-3 K			3-2 F8		4-2 BB	4-2 BB	4 0 0 0 1 2 0																				
Eric Anthony, L OBP: 0.417, SLG: 0.579 (1, 7)		FC1-5	G3-1		1-0 G3-1			4-2 BB		1-1 F7	1-1 F7	4 0 1 0 1 0 1																				
Juan Castro, R OBP: 0.171, SLG: 0.182 (1, 6)		FC1-5	G5-3		1-1 L7			1-0 F9		1-0 F9	1-0 F9	4 0 1 0 0 0 1																				
Chan Ho Park, R Eddie Williams, R Mark Guthrie, R Darren Hall, R Nelson Liriano, S Scott Radinsky, L Antonio Osuna, R (1, 1) (7, PH) (7, 1) (8, 1) (9, PH) (9, 1) (10, 1)		FC1-5	F9		1-2 F9		2-3 K		2-3 K			2 0 0 0 0 0 2 1 0 0 0 0 0 1 0 0 0 0 0 0 0 0 0 0 0 0 0 0 1 0 0 0 0 0 1 0 0 0 0 0 0 0 0 0 0 0 0 0 0																				
Inning Stats	R: 1 E: 1 K: 0 S: 7	H: 2 LOB: 1 BB: 0 P: 11	R: 0 E: 0 K: 1 S: 10	H: 2 LOB: 2 BB: 0 P: 14	R: 0 E: 0 K: 0 S: 7	H: 0 LOB: 0 BB: 0 P: 8	R: 0 E: 0 K: 1 S: 8	H: 0 LOB: 0 BB: 0 P: 13	R: 1 E: 0 K: 0 S: 11	H: 2 LOB: 1 BB: 0 P: 17	R: 2 E: 0 K: 1 S: 8	H: 2 LOB: 0 BB: 0 P: 12		R: 0 E: 0 K: 2 S: 7	H: 0 LOB: 0 BB: 0 P: 10	R: 0 E: 0 K: 0 S: 2	H: 0 LOB: 0 BB: 1 P: 6	R: 0 E: 0 K: 1 S: 9	H: 0 LOB: 1 BB: 1 P: 19	R: 0 E: 0 K: 2 S: 11	H: 1 LOB: 0 BB: 0 P: 14	R: 0 E: 0 K: 1 S: 11	H: 0 LOB: 1 BB: 1 P: 20	1B: 7 2B: 2 3B: 0 HR: 1	SF: 0 SAC: 0 DP: 1 HBP: 0	WP: 0 PB: 0 SB: 4 CS: 1	PA: 44					
PITCHER	IP WLS BF H R ER SO BB IBB HBP BLK WP HR S P ERA WHIP																															
Tim Worrell, R ERA: 5.47 (1, 1)	7.0		29	8	4	4	5	0	0	0	0	0	0	0	1	58	85	5.14	1.143													
Doug Bochtler, R ERA: 1.23 (8, 1)	2.0		7	0	0	0	1	2	0	0	0	0	0	0	0	11	25	0.00	1.000													
Trevor Hoffman, R ERA: 4.0 (10, 1)	2.0	W	7	1	0	0	3	1	0	0	0	0	0	0	0	22	34	0.00	1.000													

Batter	1	2	3	4	5	6	7	8	9	10	11	AB R H RBI BB SO LOB	BOTTOM											
Steve Finley, L (1, 8) OBP: 0.310, SLG: 0.476	3-1 F8		2-2 SH SF7-5 1B		2-3 K		1-0 P5		0-0 L4		4-0 G4-3 IBB	5 1 1 0 1 1 1	Los Angeles Dodgers @ San Diego Padres Qualcomm Stadium, San Diego, CA Wed May 21 1997, 10:05 PM EDT Att: 25,386 - Unknown - 70 F											
Quilvio Veras, S (1, 4) OBP: 0.314, SLG: 0.308	4-2 1B BB		0-0 SH SF7-5		4-0 BB		1-1 F9		3-1 L9		0-0 G4-3	3 0 0 1 2 0 3												
Tony Gwynn, L (1, 9) OBP: 0.409, SLG: 0.580	1-0 1-3 1B		3-1 SF7-5		1-3 K		4-0 IBB		2-1 F8			3 0 1 1 1 1 1												
Wally Joyner, L (1, 3) OBP: 0.339, SLG: 0.429	1-2 P5		4-2 BB		4-2 HR BB		1-1 L4		2-0 G3			3 1 0 0 2 0 4												
Archi Cianfrocco, R (1, 5) OBP: 0.371, SLG: 0.410	1 SAFE 0-2 F8		1-1 G4-3		2-3 K		3-3 K		4-1 BB			4 0 0 0 1 2 4												
Chris Jones, R (1, 7) OBP: 0.299, SLG: 0.458		1-2 G5-3		2-3 K		2-1 HR		2-1 G4-3		0-3 K		3 1 1 2 0 1 0												
Trey Beamon, L (8, PH) OBP: 0.400, SLG: 0.462												2 0 0 0 0 1 1												
Chris Gomez, R (1, 6) OBP: 0.315, SLG: 0.364		1-3 K		3-3 K		3-3 K		4-2 BB			0-1 1B G4-3 1B	4 1 1 0 1 3 0												
John Flaherty, R (1, 2) OBP: 0.294, SLG: 0.341		1-0 G6-3		1-0 L4		0-1 F8		2-2 L4			1-2 G4-3 G6-3 1B	5 0 1 0 0 0 1												
Tim Worrell, R (1, 1) OBP: 0.313, SLG: 0.214			4-2 SH 1B BB		0-3 K		1-2 WP 1B		0-0 L9		0-0 G6-3	1 1 0 0 0 1 1 0												
Terry Shumpert, R (7, PH) OBP: 0.500, SLG: 0.714											1-2	1 0 1 0 0 0 0 0												
Doug Sogotter, R (8, 1) OBP: 0.333, SLG: 0.500												0 0 0 0 0 0 0 0												
Carlos Hernandez, R (9, PH) OBP: 0.333, SLG: 0.500												1 0 0 0 0 0 0 0												
Trevor Hoffman, R (10, 1) OBP: 0.333, SLG: 0.500												0 0 0 0 0 0 0 0												
Craig Shipley, R (11, PH) OBP: 0.333, SLG: 0.889												1 0 0 0 0 0 0 2												
Inning Stats	R: 0 H: 1 E: 0 K: 0 S: 13	H: 1 LOB: 2 BB: 1 P: 22	R: 0 H: 0 E: 0 K: 1 S: 8	H: 0 LOB: 0 BB: 0 P: 11	R: 2 H: 1 E: 1 K: 0 S: 13	H: 1 LOB: 1 BB: 2 P: 27	R: 0 H: 0 E: 0 K: 2 S: 8	H: 0 LOB: 0 BB: 0 P: 14	R: 0 H: 0 E: 0 K: 3 S: 10	H: 0 LOB: 1 BB: 1 P: 16	R: 2 H: 1 E: 0 K: 2 S: 21	H: 1 LOB: 0 BB: 1 P: 32	R: 0 H: 1 E: 0 K: 0 S: 8	H: 1 LOB: 2 BB: 1 P: 16	R: 0 H: 0 E: 0 K: 1 S: 12	H: 0 LOB: 1 BB: 1 P: 23	R: 0 H: 0 E: 0 K: 0 S: 4	H: 0 LOB: 0 BB: 0 P: 7	R: 0 H: 0 E: 0 K: 1 S: 7	H: 0 LOB: 1 BB: 1 P: 15	R: 1 H: 2 E: 0 K: 0 S: 7	H: 2 LOB: 3 BB: 1 P: 12	1B: 5 SF: 1 2B: 1 SAC: 1 3B: 0 DP: 1 HR: 1 HBP: 0	WP: 1 PA: 47 PB: 0 SB: 0 CS: 0
PITCHER	IP WLS BF H R ER SO BB IBB HBP BLK WP HR S P ERA WHIP														IP WLS BF H R ER SO BB IBB HBP BLK WP HR S P ERA WHIP									
Chan Ho Park, R (1, 1) ERA: 2.87	6.0 0 26 3 4 3 8 5 0 0 0 0 1 73 122 4.50 1.333																							
Mark Guthrie, L (7, 1) ERA: 2.49	1.0 5 1 0 0 0 0 0 1 0 0 1 0 8 16 0.00 1.000																							
Darren Hall, R (8, 1) ERA: 2.51	1.0 4 0 0 0 0 1 1 0 0 0 0 0 0 12 23 0.00 1.000																							
Scott Radinsky, L (9, 1) ERA: 3.72	1.2 5 0 0 0 0 0 0 0 0 0 0 0 7 14 0.00 0.000																							
Antonio Osuna, R (10, 1) ERA: 1.59	1.0 L 7 2 1 1 1 1 1 1 0 0 0 0 0 11 20 9.00 3.000																							

livebaseballscores.com

AB	36
R	5
H	6
RBI	4
BB	9
SO	10
LOB	17



Batter	1	2	3	4	5	6	7	8	9	AB R H RBI BB SO LOB	TOP	
Wilton Guerrero, S (1, 4) OBP: 0.313, SLG: 0.450	3-2 L4		1-2 L3		1-3 K			0-0 FC6-4 1B		4 0 1 0 0 1 0	Los Angeles Dodgers @ San Diego Padres Qualcomm Stadium, San Diego, CA Thu May 22 1997, 6:33 AM EDT Att. 32,749 - Sunny - 74 F	
Roger Cedeno, S (1, 8) OBP: 0.333, SLG: 0.444	0-0 S 1B		2-2 G4-3		0-0 F7			2-3 K		4 0 1 0 0 1 1		
Raul Mondesi, R (1, 9) OBP: 0.319, SLG: 0.482	1-3 K		0-0 E5			1-1 G6-3		3-0 FC6-4 1-2f		4 0 0 0 0 1 2		
Eric Karros, R (1, 3) OBP: 0.321, SLG: 0.364	2-2 L3		0-0 G6-3			2-2 G6-3 1B		3-2 G6-3		4 0 1 0 0 0 2		
Todd Zeile, R (1, 5) OBP: 0.324, SLG: 0.397						1-3 K		3-3 K		3 1 1 1 1 2 0		
Eric Anthony, L (1, 7) OBP: 0.429, SLG: 0.545						0-0 F7		3-2 G4-1 1B		3 0 1 0 1 0 0		
Greg Gagne, R (1, 6) OBP: 0.314, SLG: 0.400								0-0 G4-3 1B		4 0 2 0 0 1 1		
Tom Prince, R (1, 2) OBP: 0.281, SLG: 0.222								1-0 G5-3 F9		2 0 0 0 1 0 1		
Mike Piazza, R (9, PH) OBP: 0.390, SLG: 0.500								1-2 F9		1 0 0 0 0 0 2		
Hideo Nomo, R (1, 1) OBP: 0.167, SLG: 0.250								2-3 K		2 0 0 0 0 1 2		
Nelson Liriano, S (8, PH) OBP: 0.296, SLG: 0.417										1 0 0 0 0 1 0		
Tom Candiotti, R (8, 1)										0 0 0 0 0 0 0		
Inning Stats	R: 0 H: 1 E: 0 LOB: 1 K: 1 BB: 0 S: 13 P: 18	R: 1 H: 2 E: 0 LOB: 1 K: 1 BB: 1 S: 12 P: 23	R: 0 H: 0 E: 1 LOB: 1 K: 0 BB: 0 S: 10 P: 13	R: 0 H: 0 E: 0 LOB: 1 K: 1 BB: 2 S: 8 P: 18	R: 0 H: 0 E: 0 LOB: 0 K: 1 BB: 0 S: 5 P: 6	R: 0 H: 1 E: 0 LOB: 0 K: 0 BB: 0 S: 9 P: 13	R: 0 H: 0 E: 0 LOB: 0 K: 0 BB: 0 S: 4 P: 7	R: 0 H: 1 E: 0 LOB: 1 K: 2 BB: 0 S: 8 P: 15	R: 0 H: 2 E: 0 LOB: 2 K: 1 BB: 0 S: 12 P: 22	1B: 6 SF: 0 2B: 0 SAC: 0 3B: 0 DP: 0 HR: 1 HBP: 0	WP: 0 PA: 35 PB: 0 SB: 2 CS: 1	
PITCHER	IP WLS BF H R ER SO BB IBB HBP BLK WP HR S P ERA WHIP											
Joey Hamilton, R (1, 1) ERA: 3.53	7.0 W 26 4 1 1 5 3 0 0 0 0 0 1 61 98 1.29 1.000											
Will Cunnane, R (8, 1) ERA: 5.48	1.2 8 3 0 0 3 0 0 0 0 0 0 0 19 35 0.00 1.800											
Doug Bochtler, R (9, 1) ERA: 1.21	0.1 S 1 0 0 0 0 0 0 0 0 0 0 0 1 2 0.00 0.000											

livebaseballscorecards.com


AB	32
R	1
H	7
RBI	1
BB	3
SO	8
LOB	11



Batter	1	2	3	4	5	6	7	8	9	AB R H RBI BB SO LOB	TOP											
Luis Castillo, S (1, 4) OBP: 0.359, SLG: 0.328	3-2 G4-3		2-2 G1-3		1-0 1B		2-2 G5-4-3 1B		0-3 K	5 0 2 0 0 1 3	Florida Marlins @ San Diego Padres Qualcomm Stadium, San Diego, CA Fri May 23 1997, 10:05 PM EDT Att. 21,213 - Unknown - 71 F											
Edgar Renteria, R (1, 6) OBP: 0.289, SLG: 0.308	1-0 F7		2-3 K		2-0 F7		0-0 G5-4-3	3-2 1-H 3B	5 0 1 1 0 1 4													
John Cangelosi, S (1, 9) OBP: 0.275, SLG: 0.239	3-3 K		3-2 P3		1-1 G6-3			1-0 2B 1B	5 1 1 0 0 2 3													
Moises Alou, R (1, 8) OBP: 0.388, SLG: 0.559		0-1 G6-3		1-0 F8		3-3 K		0-0 FC3-6 1-H 1B 2B	5 1 1 1 0 2 1													
Kurt Abbott, R (1, 7) OBP: 0.329, SLG: 0.471		0-1 G3		2-2 F9		1-1 2B 1B		1-2 FC3-6 1B	4 0 2 0 0 0 0													
Bobby Bonilla, S (1, 5) OBP: 0.379, SLG: 0.465		4-2 FC6-4 BB		1-1 2B		2-2 1 SAFE 2B		2-1 FC3-6 1B 1-2f 2-3	3 0 2 0 1 0 2 0 0 0 0 0 0 0													
John Wehner, R (8, PR) OBP: 0.250, SLG: 0.250																						
Jeff Conine, R (1, 3) OBP: 0.352, SLG: 0.383		0-0 FC6-4		3-1 G6-3		4-2 F BB		1-0 L4-3 1B	3 0 1 1 1 0 2 0 0 0 0 0 0 0													
Jay Powell, R (8, 1) OBP: 0.500, SLG: 0.500								1-3 3-H 1B														
Charles Johnson, R (1, 2) OBP: 0.356, SLG: 0.391			2-1 G1-3 BB 1B		1-1 G5-3		1-1 P6	2-1 L4-3	4 0 1 0 0 0 5													
Alex Fernandez, R (1, 1) OBP: 0.304, SLG: 0.429			4-0 G1-3 BB		2-3 K		0-0 F8	4-0 3B BB	1 0 0 0 1 1 0 1 0 1 0 0 1 0 0													
Billy McMillon, L (7, PH) OBP: 0.200, SLG: 0.400																						
Rob Stanifer, R (7, 1) OBP: 1.000, SLG: 1.000																						
Felix Heredia, L (8, 1) OBP: 0.500, SLG: 0.500																						
Jim Eisenreich, L (8, 3) OBP: 0.329, SLG: 0.288																						
Inning Stats	R: 0 E: 0 K: 1 S: 8	H: 0 LOB: 0 BB: 0 P: 15	R: 0 E: 0 K: 0 S: 7	H: 0 LOB: 1 BB: 1 P: 11	R: 0 E: 0 K: 1 S: 14	H: 1 LOB: 2 BB: 1 P: 27	R: 0 E: 0 K: 0 S: 8	H: 1 LOB: 1 BB: 0 P: 15	R: 0 E: 0 K: 1 S: 8	H: 1 LOB: 1 BB: 0 P: 14	R: 0 E: 0 K: 0 S: 19	H: 2 LOB: 3 BB: 1 P: 31	R: 0 E: 0 K: 0 S: 5	H: 1 LOB: 0 BB: 0 P: 7	R: 2 E: 0 K: 0 S: 12	H: 4 LOB: 2 BB: 0 P: 19	R: 1 E: 0 K: 3 S: 13	H: 1 LOB: 1 BB: 1 P: 23	1B: 7 2B: 4 3B: 1 HR: 0	SF: 0 SAC: 0 DP: 2 HBP: 0	WP: 0 PB: 0 SB: 0 CS: 0	PA: 40
PITCHER	IP WLS BF H R ER SO BB IBB HBP BLK WP HR S P ERA WHIP																					
Fernando Valenzuela, L (1, 1) ERA: 3.98	5.2 W 24 5 0 0 4 2 0 0 0 0 0 0 55 99 0.00 1.235																					
Pete Smith, R (6, 1) ERA: 11.12	1.2 9 4 2 2 0 1 0 0 0 0 0 0 23 34 10.80 3.000																					
Will Cunnane, R (8, 1) ERA: 5.32	0.2 2 1 0 0 0 0 0 0 0 0 0 0 3 6 0.00 1.500																					
Terry Burrows, L (9, 1) ERA: 27.0	0.0 1 0 1 1 0 1 0 0 0 0 0 0 4 4 ∞ ∞																					
Trevor Hoffman, R (9, 1) ERA: 3.79	1.0 4 1 0 0 3 0 0 0 0 0 0 0 13 19 0.00 1.000																					

livebaseballscorecards.com

AB	36
R	3
H	11
RBI	3
BB	4
SO	7
LOB	20



BOTTOM

Florida Marlins @ San Diego Padres
Qualcomm Stadium, San Diego, CA

Fri May 23 1997, 10:05 PM EDT
Att: 21,213 - Unknown - 71 F

livebaseballscorecards.com

AB	32
R	6
H	9
RBI	6
BB	3
SO	3
LOB	12



WP:	0	PA:	36
PB:	0	SB:	0
CS:	0		

AB	R	H	RBI	BB	SO	LOB
4	0	0	0	0	0	0
3	1	1	0	1	0	0
3	3	2	1	1	0	1
4	2	3	2	0	0	0
3	0	0	1	0	1	2
4	0	3	1	0	1	0
3	0	0	0	1	0	3
4	0	0	1	0	1	4
2	0	0	0	0	0	0
1	0	0	0	0	0	0
0	0	0	0	0	0	0
1	0	0	0	0	0	2
0	0	0	0	0	0	0
0	0	0	0	0	0	0
1B:	7	SF:	1			
2B:	1	SAC:	0			
3B:	0	DP:	0			
HR:	1	HBP:	0			


Batter	1	2	3	4	5	6	7	8	9		
Steve Finley, L OBP: 0.290, SLG: 0.442 (1, 8)	3-2 F9 ①		1-2 F9 ②		2-2 F9 ②		1-0 F8 ③				
Chris Gomez, R OBP: 0.318, SLG: 0.367 (1, 6)	0-0 G4-3 ②		2-2 P3 ③		0-0 1B			4-2 2B BB			
Tony Gwynn, L OBP: 0.423, SLG: 0.591 (1, 9)	2-1 HR 1B			4-0 1B SF7 BB	2-1 F7 ③			1 SAFE 3-1 1B 2B 1-H			
Wally Joyner, L OBP: 0.350, SLG: 0.457 (1, 3)	0-2 HR 1-H			3-2 1B 1B		3-1 G3 ①		2-2 1B FC5 1B 2-3			
Archi Cianfrocco, R OBP: 0.361, SLG: 0.412 (1, 5)	2-1 F7 ③			1-0 SF7 ①		0-1 G3-1 ②		1-2 K ①			
Trey Beamon, L OBP: 0.478, SLG: 0.524 (1, 7)		1-3 K ①		0-1 1B 3-H		2-2 1B		1-0 FC5 BB 2-3 3-H 1B			
John Flaherty, R OBP: 0.293, SLG: 0.333 (1, 2)		2-1 L9 ②		1-1 F9 ②		0-0 F9 ③		4-2 FC5 BB 1-2			
Terry Shumpert, R OBP: 0.400, SLG: 0.524 (1, 4)		3-2 G5-3 ③		1-3 K ③			2-1 F8 ①	1-2 FC5 ②			
Fernando Valenzuela, L OBP: 0.083, SLG: 0.083 (6, 1) Pete Smith, R (6, 1) Will Cunnane, R OBP: 0.333, SLG: 0.333 (8, PH) Craig Shively, R OBP: 0.800, SLG: 0.800 (8, PH) Terry Burrows, L (9, 1) Trevor Hoffman, R (9, 1)			0-1 G4-3 ①		0-1 F7 ①		3-2 L9 ②	3-2 G4-3 ③			
Inning Stats	R: 2 H: 2 E: 0 LOB: 0 K: 0 BB: 0 S: 11 P: 18	R: 0 H: 0 E: 0 LOB: 0 K: 1 BB: 0 S: 8 P: 14	R: 0 H: 0 E: 0 LOB: 0 K: 0 BB: 0 S: 8 P: 11	R: 1 H: 2 E: 0 LOB: 2 K: 1 BB: 1 S: 13 P: 23	R: 0 H: 1 E: 0 LOB: 1 K: 0 BB: 0 S: 8 P: 12	R: 0 H: 1 E: 0 LOB: 1 K: 0 BB: 0 S: 8 P: 13	R: 0 H: 0 E: 0 LOB: 0 K: 0 BB: 0 S: 6 P: 12	R: 3 H: 3 E: 0 LOB: 2 K: 1 BB: 2 S: 21 P: 39			
PITCHER	IP WLS BF H R ER SO BB IBB HBP BLK WP HR S P ERA WHIP										
Alex Fernandez, R ERA: 2.91 (1, 1)	6.0 L 25 6 3 3 2 1 0 0 0 0 0 56 91 4.50 1.167										
Rob Stanifer, R ERA: 3.0 (7, 1)	1.0 4 0 1 1 0 1 0 0 0 0 0 8 18 9.00 1.000										
Felix Heredia, L ERA: 3.77 (8, 1)	0.1 4 3 1 1 1 0 0 0 0 0 0 9 16 27.00 9.000										
Jay Powell, R ERA: 1.75 (8, 1)	0.2 3 0 1 1 0 1 0 0 0 0 0 10 17 13.50 1.500										

Batter	1	2	3	4	5	6	7	8	9	AB R H RBI BB SO LOB	TOP									
Luis Castillo, S OBP: 0.368, SLG: 0.347 Kurt Abbott, R OBP: 0.329, SLG: 0.479	0-0 1B G5-3 1B		G6-3 2B		F8			SH1-4 1-2	0-0 2B	2 1 2 0 0 0 0 3 0 1 0 0 0 4										
Edgar Renteria, R OBP: 0.296, SLG: 0.321	0-0 G5-3 1-2		G6-3 2-3	BLK 1B BB		0-1 2B		0-0 1B 2B	2-1 G6-3	5 2 2 1 1 0 3										
Todd Dunwoody, L OBP: 0.414, SLG: 0.654	0-3 K		4-1 1B BB			0-0 B2		1-3 K		4 1 0 0 1 3 4										
Moises Alou, R OBP: 0.404, SLG: 0.567	0-1 1B 2-3		0-0 1B 1B			4-0 1B IBB		1-2 1B 1B		3 2 3 2 2 0 0										
Jim Eisenreich, L OBP: 0.344, SLG: 0.308 John Wehner, R OBP: 0.250, SLG: 0.250			1-0 1B 1B			2-1 G1-6-3		1-0 1B 1B		5 1 3 2 0 0 2 0 0 0 0 0 0 0										
Bobby Bonilla, S OBP: 0.385, SLG: 0.470			3-2 1B BB			1-0 G6-4-3		0-0 1B		5 1 3 2 0 0 2										
Cliff Floyd, L OBP: 0.333, SLG: 0.341 Dennis Cook, L Jay Powell, R OBP: 0.333, SLG: 0.333 Robb Nen, R			3-1 G4-3 2B 1B			2-3 K		3-3 K		3 0 0 0 1 2 1 0 0 0 0 0 0 0 1 0 0 0 0 1 2 0 0 0 0 0 0 0	AB 39 R 9 H 17 RBI 9 BB 6 SO 8 LOB 22									
Gregg Zaun, S OBP: 0.455, SLG: 0.465			2-2 1B BB			1-0 SH3-4 1B		0-3 K		5 0 3 2 0 1 0										
Pat Rapp, R OBP: 0.167, SLG: 0.333 Jeff Conine, R OBP: 0.353, SLG: 0.380			2-2 F8			0-0 SH3-4		4-0 SH1-4 2B BB	1-3 K	2 0 0 0 0 0 4 1 1 0 0 1 1 0										
Inning Stats	R: 0 E: 0 K: 1 S: 7	H: 2 LOB: 2 BB: 0 P: 7	R: 1 E: 0 K: 0 S: 13	H: 2 LOB: 1 BB: 0 P: 22	R: 4 E: 0 K: 0 S: 16	H: 5 LOB: 3 BB: 2 P: 33	R: 1 E: 0 K: 1 S: 15	H: 1 LOB: 1 BB: 2 P: 27	R: 0 E: 0 K: 1 S: 6	H: 1 LOB: 1 BB: 0 P: 10	R: 0 E: 0 K: 2 S: 8	H: 0 LOB: 0 BB: 0 P: 14	R: 3 E: 0 K: 2 S: 15	H: 4 LOB: 2 BB: 1 P: 23	R: 0 E: 0 K: 1 S: 7	H: 1 LOB: 1 BB: 0 P: 10	1B: 12 2B: 5 3B: 0 HR: 0	SF: 0 SAC: 2 DP: 2 HBP: 0	WP: 0 PB: 0 SB: 0 CS: 0	PA: 47
PITCHER	IP WLS BF H R ER SO BB IBB HBP BLK WP HR S P ERA WHIP																			
Sean Bergman, R ERA: 4.2	(1, 1) 2.1 14 7 5 5 1 1 0 0 0 0 0 0 29 48 19.29 3.429																			
Heath Murray, L ERA: 2.45	(3, 1) 3.2 18 5 1 1 2 2 2 0 1 0 0 33 62 2.46 1.909																			
Terry Burrows, L ERA: 6.75	(7, 1) 1.0 3 0 0 0 2 0 0 0 0 0 0 8 14 0.00 0.000																			
Doug Bochtler, R ERA: 2.35	(8, 1) 0.2 L 6 3 3 3 1 1 0 0 0 0 0 0 11 19 40.50 6.000																			
Joey Long, L ERA: 8.18	(8, 1) 1.1 6 2 0 0 2 0 0 0 0 0 0 11 14 0.00 1.500																			

Florida Marlins @ San Diego Padres
Qualcomm Stadium, San Diego, CA
Sat May 24 1997, 10:05 PM EDT
Att. 32,117 - Unknown - 72 F

livebaseballscorecards.com



Batter	1	2	3	4	5	6	7	8	9	AB R H RBI BB SO LOB	TOP		
John Wehner, R OBP: 0.250, SLG: 0.200 (1, 9)	4-1 E S 1B BB		0-0 G2		0-0 G6-3		1-0 FC6-4 1-2f			3 1 0 0 1 0 2			
Edgar Renteria, R OBP: 0.295, SLG: 0.319 (1, 6)	2-3 K		2-2 G5-3		1-2 L4		2-1 G2-3 SH1-3 HR 1B			4 1 1 0 0 1 1			
Kurt Abbott, R OBP: 0.342, SLG: 0.486 (1, 4)	0-2 S 1B 1B		3-3 K		1-0 1B E 1B		0-0 SH1-3 1-2			3 2 2 1 0 1 0			
Moises Alou, R OBP: 0.406, SLG: 0.563 (1, 7)	4-2 1B WP BB			1-1 F8		2-0 FC6-4 1B		0-1 G2-3 2-3		3 1 1 0 1 0 1			
Bobby Bonilla, S OBP: 0.387, SLG: 0.488 Alex Arias, R OBP: 0.370, SLG: 0.292 (1, 5) (8, 5)	2-2 CS WP 1B		3-1 G4-3		1-1 FC6-4 1-2f 2-H		0-0 HR			4 1 2 3 0 0 1 0 0 0 0 0 0 0			
Jeff Conine, R OBP: 0.345, SLG: 0.370 (1, 3)	1-2 G6-3 1-3 3-H		2-2 G4-3		3-2 F7		1-2 F8			4 0 0 0 0 0 2			
Todd Dunwoody, L OBP: 0.394, SLG: 0.586 (1, 8)		1-3 K		2-1 SH1-4 HBP		1-3 K		2-3 K		3 0 0 0 0 3 0	AB 30 R 6 H 6 RBI 4 BB 3 SO 7 LOB 9		
Charles Johnson, R OBP: 0.353, SLG: 0.381 (1, 2)		1-1 F8		1-1 P4		4-2 FC6-4 BB		1-3 K		3 0 0 0 1 1 1			
Kevin Brown, R OBP: 0.276, SLG: 0.231 (1, 1)		0-1 P4		0-0 SH1-4 1-2		1-1 P6		0-3 K		3 0 0 0 0 1 1			
Inning Stats	R: 3 E: 0 K: 1 S: 16 H: 2 LOB: 0 BB: 2 P: 29	R: 0 E: 0 K: 1 S: 7 H: 0 LOB: 0 BB: 0 P: 9	R: 0 E: 0 K: 1 S: 10 H: 0 LOB: 0 BB: 0 P: 15	R: 0 E: 0 K: 0 S: 7 H: 0 LOB: 0 BB: 0 P: 13	R: 0 E: 0 K: 0 S: 5 H: 0 LOB: 1 BB: 0 P: 8	R: 1 E: 1 K: 0 S: 10 H: 2 LOB: 1 BB: 0 P: 18	R: 0 E: 0 K: 1 S: 8 H: 0 LOB: 1 BB: 1 P: 15	R: 2 E: 0 K: 0 S: 9 H: 2 LOB: 0 BB: 0 P: 12	R: 0 E: 0 K: 3 S: 12 H: 0 LOB: 0 BB: 0 P: 15	1B: 5 2B: 0 3B: 0 HR: 1 SF: 0 SAC: 2 DP: 0 HBP: 1	WP: 1 PB: 0 SB: 2 CS: 1 PA: 36		
PITCHER	IP WLS BF H R ER SO BB IBB HBP BLK WP HR S P ERA WHIP											PITCHER	IP WLS BF H R ER SO BB IBB HBP BLK WP HR S P ERA WHIP
Sterling Hitchcock, L ERA: 3.8 Pete Smith, R ERA: 10.57	(1, 1) 7.0 L 28 4 4 3 4 3 0 1 0 63 107 3.86 1.000											(8, 1) 2.0 8 2 2 2 3 0 0 0 0 0 1 21 27 9.00 1.000	

Florida Marlins @ San Diego Padres
Qualcomm Stadium, San Diego, CA
Sun May 25 1997, 6:33 AM EDT
Att. 23,090 - Sunny - 72 F

livebaseballscorecards.com

Batter	1	2	3	4	5	6	7	8	9	AB	R	H	RBI	BB	SO	LOB
Rickey Henderson, R (1, 7) Pete Smith, R (8, 1) John Flaherty, R (9, PH) OBP: 0.388, SLG: 0.246	0-0 1B 1B		3-2 G5-3		2-3 K		1-1 G3-1		1-0 G6-4-3 1-2f	4	0	1	0	0	1	0
Steve Finley, L (1, 8) OBP: 0.308, SLG: 0.455	1-1 P3		3-2 1B		1-2 1B			1-1 1B 1B		4	1	3	0	0	0	1
Tony Gwynn, L (1, 9) OBP: 0.419, SLG: 0.595	2-0 1B		1-2 G3		0-0 G3			0-1 G3-1 1-2		4	0	1	0	0	0	3
Wally Joyner, L (1, 3) Craig Shipley, R (3, 3) OBP: 0.365, SLG: 0.769	1-3 K				1-3 K		0-0 1B 1B	3-2 1B 1B		1	0	0	0	0	1	2
Archi Cianfrocco, R (1, 5) OBP: 0.365, SLG: 0.413	1-0 F8				2-1 G3-1		1-2 1B G6-4-3	0-1 FC6-4 1B		4	0	2	1	0	0	2
Chris Gomez, R (1, 6) OBP: 0.318, SLG: 0.371		1-0 G6-3		2-0 2B 1B		0-0 F8		2-3 K		4	1	1	0	0	1	4
Terry Shumpert, R (1, 4) OBP: 0.333, SLG: 0.448		0-0 G4-3		2-2 1-H 2B		0-0 G6-4-3 1-2f		1-0 FC6-4 1-2f		4	0	1	1	0	0	4
Carlos Hernandez, R (1, 2) OBP: 0.281, SLG: 0.406		1-0 G4-3		1-3 K			0-0 G4-3		0-1 G6-4-3 1B	4	0	1	0	0	1	1
Sterling Hitchcock, L (1, 1) Trey Beamon, L (7, PH) OBP: 0.379, SLG: 0.407			0-3 K		0-3 K		1-3 K		1-2 F9	2	0	0	0	0	2	0
										2	0	0	0	0	1	1

Inning Stats	R: 0	H: 2	E: 0	K: 1	S: 10	R: 0	H: 0	E: 0	K: 0	S: 3	R: 0	H: 1	E: 0	K: 1	S: 16	R: 1	H: 2	E: 0	K: 2	S: 12	R: 0	H: 1	E: 0	K: 2	S: 10	R: 0	H: 2	E: 0	K: 1	S: 4	R: 0	H: 0	E: 0	K: 1	S: 6	R: 1	H: 3	E: 0	K: 1	S: 17	R: 0	H: 1	E: 0	K: 0	S: 6	R: 0	H: 1	E: 0	K: 0	S: 6	
	LOB: 2	BB: 0	P: 15	LOB: 0	BB: 0	P: 5	LOB: 1	BB: 0	P: 23	LOB: 1	BB: 0	P: 20	LOB: 1	BB: 0	P: 13	LOB: 1	BB: 0	P: 5	LOB: 0	BB: 0	LOB: 2	BB: 0	P: 24	LOB: 0	BB: 0	P: 8	LOB: 0	BB: 0	P: 8	LOB: 0	BB: 0	P: 8	LOB: 0	BB: 0	P: 8	LOB: 0	BB: 0	P: 8	LOB: 0	BB: 0	P: 8	LOB: 0	BB: 0	P: 8	LOB: 0	BB: 0	P: 8				
	1B: 11	2B: 1	3B: 0	HR: 0	SF: 0	SAC: 0	DP: 2	HBP: 0	WP: 0	HR: 0	S: 84	P: 121	ERA: 2.00	WHIP: 1.333	1B: 11	SF: 0	SAC: 0	DP: 2	HBP: 0	WP: 0	HR: 0	S: 84	P: 121	ERA: 2.00	WHIP: 1.333	1B: 11	SF: 0	SAC: 0	DP: 2	HBP: 0	WP: 0	HR: 0	S: 84	P: 121	ERA: 2.00	WHIP: 1.333	1B: 11	SF: 0	SAC: 0	DP: 2	HBP: 0	WP: 0	HR: 0	S: 84	P: 121	ERA: 2.00	WHIP: 1.333				
PITCHER Kevin Brown, R (1, 1) ERA: 2.07	IP: 9.0	WLS: W	BF: 37	H: 12	R: 2	ER: 2	SO: 8	BB: 0	IBB: 0	HBP: 0	BLK: 0	WP: 0	HR: 0	S: 84	P: 121	ERA: 2.00	WHIP: 1.333	IP: 9.0	WLS: W	BF: 37	H: 12	R: 2	ER: 2	SO: 8	BB: 0	IBB: 0	HBP: 0	BLK: 0	WP: 0	HR: 0	S: 84	P: 121	ERA: 2.00	WHIP: 1.333	IP: 9.0	WLS: W	BF: 37	H: 12	R: 2	ER: 2	SO: 8	BB: 0	IBB: 0	HBP: 0	BLK: 0	WP: 0	HR: 0	S: 84	P: 121	ERA: 2.00	WHIP: 1.333


BOTTOM

Florida Marlins @ San Diego Padres
Qualcomm Stadium, San Diego, CA

Sun May 25 1997, 6:33 AM EDT
Att. 23,090 - Sunny - 72 F

livebaseballscorecards.com

AB	37
R	2
H	12
RBI	2
BB	0
SO	8
LOB	19



WP: 0 PA: 37
PB: 0
SB: 0
CS: 0

Batter	1	2	3	4	5	6	7	8	9	AB R H RBI BB SO LOB	TOP											
Kenny Lofton, L OBP: 0.396, SLG: 0.432 (1, 8)	2-0 2B 1B	1-0 3B 1B		1-0 G6-3	2-1 FC4-6 2B		1-0 F7	0-3 K		6 2 2 2 0 1 5												
Michael Tucker, L OBP: 0.385, SLG: 0.506 (1, 9)	3-1 1B 2B	2-2 3B 1B		1-3 K	0-0 2B			4-2 10 BB 1B	1-2 F8	5 2 3 3 1 1 0												
10 Chipper Jones, S OBP: 0.372, SLG: 0.444 (1, 5)	2-2 L8	1-1 G1-3		1-0 S 1B		2-0 G3-6-3 1B		4-2 G6-3 1B	2-2 G3-1	5 1 2 0 1 0 2												
Fred McGriff, L OBP: 0.340, SLG: 0.388 (1, 3)	1-1 2-H 1B		1-0 E3 1B	4-0 1-2 IBB		2-1 G3-6-3 1-2f		1-2 1B G6-3 1B	2-3 K	5 2 2 2 1 1 1												
Ryan Klesko, L OBP: 0.335, SLG: 0.503 (1, 7)	2-3 K		1-3 K	0-3 K		3-2 S 1B		1-1 G6-3 1-2 2-3		5 0 1 0 0 3 6												
Javy Lopez, R OBP: 0.358, SLG: 0.531 (1, 2)	2-1 G5-3		4-1 1B SF7 BB		1-0 2B FC4-6 1B	2-0 F8 1-2		4-2 BB 1B SF8 BB		3 3 1 0 2 0 2												
Jeff Blauser, R OBP: 0.436, SLG: 0.605 (1, 6)		0-2 1B 1B	0-1 1-3 2-H 1B		0-3 K		0-0 L4	2-1 BB 1B		5 1 3 2 0 1 1												
Tony Graffanino, R OBP: 0.324, SLG: 0.303 (1, 4)		1-3 K	1-2 SF7		2-2 FC4-6 2B		1-3 K	4-2 BB		3 1 1 2 1 2 1												
Terrell Wade, L Joe Borowski, R Andrew Jones, R Mike Bielecki, R Keith Lockhart, L Alan Embree, L Mark Lemke, S Brad Clontz, R Paul Byrd, R	1-2 1B 1B	0-0 1B	0-1 G1-3		4-2 FC4-6 BB		4-1 BB	2-1 SF8		2 0 1 0 0 0 1 0 0 0 0 0 1 0 0 0 0 0 0 0 1 0 0 0 0 0 0 0 1 0 0 0 0 0 0 0 1 0 0 0 0 0 0 0 1 0 0 0 0 0 0 0 1 0 0 0 0 0 0 0 1 0 0 0 0 0 0 0 1 0 0 0 0 0 0 0 1 0 0												
Inning Stats	R: 2 E: 0 K: 1 S: 14	H: 3 LOB: 1 BB: 0 P: 26	R: 2 E: 0 K: 1 S: 17	H: 4 LOB: 1 BB: 0 P: 22	R: 2 E: 1 K: 1 S: 12	H: 1 LOB: 1 BB: 1 P: 19	R: 0 E: 0 K: 2 S: 8	H: 1 LOB: 2 BB: 1 P: 15	R: 2 E: 0 K: 1 S: 14	H: 3 LOB: 2 BB: 1 P: 23	R: 0 E: 0 K: 0 S: 7	H: 2 LOB: 1 BB: 0 P: 16	R: 0 E: 0 K: 1 S: 6	H: 0 LOB: 1 BB: 1 P: 12	R: 4 E: 0 K: 1 S: 23	H: 2 LOB: 2 BB: 4 P: 45	R: 0 E: 0 K: 1 S: 9	H: 0 LOB: 0 BB: 0 P: 14	1B: 12 2B: 3 3B: 1 HR: 0	SF: 2 SAC: 0 DP: 1 HBP: 0	WP: 0 PB: 0 SB: 3 CS: 0	PA: 49
PITCHER	IP WLS BF H R ER SO BB IBB HBP BLK WP HR S P ERA WHIP												PITCHER	IP WLS BF H R ER SO BB IBB HBP BLK WP HR S P ERA WHIP								
Tim Worrell, R ERA: 5.77 (1, 1)	3.2 L 22 9 6 4 4 1 1 0 0 0 0 0 48 79 9.82 2.727																					
Heath Murray, L ERA: 4.5 (4, 1)	2.1 11 5 2 2 2 1 0 0 0 0 0 0 24 42 7.71 2.571																					
Pete Smith, R ERA: 9.35 (7, 1)	1.0 4 0 0 0 1 1 0 0 0 0 0 0 6 12 0.00 1.000																					
Terry Burrows, L ERA: 21.6 (8, 1)	0.1 4 1 3 3 0 2 0 0 0 0 0 0 11 21 81.00 9.000																					
Will Cunnane, R ERA: 5.33 (8, 1)	1.2 8 1 1 1 2 2 0 0 0 0 0 0 21 38 5.40 1.800																					

Atlanta Braves @ San Diego Padres
Qualcomm Stadium, San Diego, CA
Mon May 26 1997, 10:05 PM EDT
Att. 17,265 - Unknown - 74 F

AB	39
R	12
H	16
RBI	12
BB	8
SO	9
LOB	19



Batter	1	2	3	4	5	6	7	8	9	AB R H RBI BB SO LOB	BOTTOM
Steve Finley, L (1, 8) OBP: 0.319, SLG: 0.460	0-2 1B	0-2 FC4-6 1B			3-3 K		0-0 G5-3-6 PB 1B		1-1 FC4-6 1-2f	5 1 3 1 0 1 2	Atlanta Braves @ San Diego Padres Qualcomm Stadium, San Diego, CA Mon May 26 1997, 10:05 PM EDT Att: 17,265 - Unknown - 74 F
Chris Gomez, R (1, 6) OBP: 0.311, SLG: 0.363	2-1 F7	0-1 FC4-6 1-2f			2-3 K		1-2 G5-3-6 1-2f			4 0 0 0 0 1 3	
Tony Gwynn, L (1, 9) Quilvio Veras, S (9, 4) OBP: 0.420, SLG: 0.593 OBP: 0.314, SLG: 0.308	3-1 1B HR				2-3 K		1-1 G4-3			4 1 2 1 0 1 0 0 0 0 0 0 0 0	
Archi Cianfrocco, R (1, 5) OBP: 0.361, SLG: 0.400	0-3 K				4-2 FC6-4 BB		1-1 P3			3 0 0 0 1 2 1	
Greg Vaughn, R (1, 7) Pete Smith, R (7, 1) Terry Burrows, L (8, 1) Carlos Hernandez, R (8, 3) OBP: 0.272, SLG: 0.388 OBP: 0.181, SLG: 0.200 OBP: 0.273, SLG: 0.394	1-2 HR 1B				1-2 FC6-4		2-0 G3-1 2B			3 1 2 0 0 0 1 0 0 0 0 0 0 0 0 0 0 0 0 0 0 1 0 0 0 0 1 0	
Craig Shipley, R (1, 3) Heath Murray, L (4, 1) Trey Beamon, L (6, PH) OBP: 0.400, SLG: 0.933 OBP: 0.235, SLG: 0.200 OBP: 0.355, SLG: 0.379	3-2 HR				2-2 G6-3		1-2 G3-1			2 1 1 3 0 0 1 0 0 0 0 0 0 0 2 0 0 0 0 1 1	
John Flaherty, R (1, 2) OBP: 0.282, SLG: 0.319	G4-3				0-0 F8		0-0 F9			4 0 1 0 0 0 1	
Terry Shumpert, R (1, 4) OBP: 0.324, SLG: 0.455		0-3 K			1-2 G5-3		2-1 G6-3 1B 2B		0-2 F7	4 1 1 0 0 1 1	
Tim Worrell, R (1, 1) Scott Livingstone, L (4, 3) Will Cunnane, R (8, 1) Fernando Valenzuela, L (9, PH) OBP: 0.294, SLG: 0.200 OBP: 0.235, SLG: 0.200 OBP: 0.333, SLG: 0.333 OBP: 0.154, SLG: 0.154		3-2 G5-3			1-2 F7		0-0 G6-3		0-0 FC4-6 1B	1 0 0 0 0 0 0 2 0 0 0 0 0 1 0 0 0 0 0 0 0 1 0 1 0 0 0 0	

Inning Stats	R: 4	H: 4	E: 0	K: 1	S: 22	LOB: 0	BB: 0	P: 34	R: 0	H: 1	E: 0	K: 1	S: 12	LOB: 1	BB: 1	P: 15	R: 0	H: 1	E: 0	K: 0	S: 10	LOB: 0	BB: 0	P: 10	R: 0	H: 0	E: 0	K: 3	S: 12	LOB: 0	BB: 0	P: 19	R: 0	H: 1	E: 0	K: 0	S: 8	LOB: 1	BB: 0	P: 12	R: 1	H: 2	E: 0	K: 0	S: 7	LOB: 0	BB: 0	P: 10	R: 0	H: 0	E: 0	K: 2	S: 11	LOB: 0	BB: 0	P: 15	R: 0	H: 2	E: 0	K: 1	S: 11	LOB: 2	BB: 0	P: 14	1B: 8	2B: 3	3B: 0	HR: 1	SF: 0	SAC: 0	DP: 1	HBP: 0	WP: 0	PA: 37
--------------	------	------	------	------	-------	--------	-------	-------	------	------	------	------	-------	--------	-------	-------	------	------	------	------	-------	--------	-------	-------	------	------	------	------	-------	--------	-------	-------	------	------	------	------	------	--------	-------	-------	------	------	------	------	------	--------	-------	-------	------	------	------	------	-------	--------	-------	-------	------	------	------	------	-------	--------	-------	-------	-------	-------	-------	-------	-------	--------	-------	--------	-------	--------

PITCHER	IP	WLS	BF	H	R	ER	SO	BB	IBB	HBP	BLK	WP	HR	S	P	ERA	WHIP
Terrell Wade, L (1, 1) ERA: 4.81	2.1		13	6	4	4	2	1	0	0	0	0	1	38	59	15.43	3.000
Joe Borowski, R (3, 1) ERA: 0.75	1.2	W	5	0	0	0	0	0	0	0	0	0	0	14	19	0.00	0.000
Mike Bielecki, R (5, 1) ERA: 2.15	2.0		7	1	0	0	3	0	0	0	0	0	0	20	31	0.00	0.500
Alan Embree, L (7, 1) ERA: 3.77	1.0		4	2	1	1	0	0	0	0	0	0	0	7	10	9.00	2.000
Brad Clontz, R (8, 1) ERA: 3.79	1.0		3	0	0	0	2	0	0	0	0	0	0	11	15	0.00	0.000

livebaseballscorecards.com

AB	36
R	5
H	11
RBI	5
BB	1
SO	8
LOB	12



Batter	1	2	3	4	5	6	7	8	9	AB R H RBI BB SO LOB	TOP											
Kenny Lofton, L (1, 8) OBP: 0.396, SLG: 0.444	0-0 G4-3		4-2 BB		0-0 IHR		0-2 SF8		0-3 K	3 1 1 4 1 1 0												
Michael Tucker, L (1, 9) OBP: 0.380, SLG: 0.503	1-2 P6		1-3 K		2-2 G4-3		1-1 P5		2-1 2B	5 0 1 0 0 1 1												
10 Chipper Jones, S (1, 5) OBP: 0.363, SLG: 0.432	0-1 P4			2-1 G4-3	1-3 K			0-0 G5-3	2-3 K	5 0 0 0 0 2 1												
Fred McGriff, L (1, 3) OBP: 0.341, SLG: 0.404		2-1 HR		0-1 L9		2-1 F8		0-0 2B 1B	0-2 G4-3	5 2 2 1 0 0 1												
Ryan Klesko, L (1, 7) OBP: 0.329, SLG: 0.493		0-0 F7		0-3 K		0-1 G4-3		4-1 2B BB		3 0 0 0 0 1 0												
Andrew Jones, R (8, PH) OBP: 0.364, SLG: 0.414								1-2 2B BB		0 1 0 0 1 0 0												
Javy Lopez, R (1, 2) OBP: 0.367, SLG: 0.544		2-3 K			2-2 2B 1B	0-0 1B		1-1 1B 2B		4 2 3 2 0 1 0												
Mark Lemke, S (1, 4) OBP: 0.292, SLG: 0.329		2-2 G6-3			3-2 SH5-4 IHR 2B	2-2 P5		2-2 F7		4 1 1 1 0 0 2												
Jeff Blausler, R (1, 6) OBP: 0.443, SLG: 0.613			1-1 G6-3		2-2 SH5-4 IHR HBP		1-1 SH1-3 SF8 2B	0-0 1B		3 2 2 1 0 0 0												
Rafael Belliard, R (9, 6) OBP: 0.333, SLG: 0.333								2-2 P6		0 0 0 0 0 0 0												
Greg Maddux, R (1, 1) OBP: 0.063, SLG: 0.087			0-0 G3-1		0-1 SH5-4		0-0 SH1-3	2-1 P6		1 0 0 0 0 0 0												
Mike Mordecai, R (7, PH) OBP: 0.333, SLG: 0.375					1-2 2-3					0 0 0 0 0 0 0												
Alan Embree, L (7, 1)										0 0 0 0 0 0 0												
Brad Clontz, R (7, 1)										0 0 0 0 0 0 0												
Keith Lockhart, L (8, PH) OBP: 0.243, SLG: 0.300										1 0 0 0 0 0 1												
Joe Borowski, R (8, 1)										0 0 0 0 0 0 0												
Mark Wohlers, R (9, 1)										0 0 0 0 0 0 0												
Inning Stats	R: 0 E: 0 K: 0 S: 6	H: 0 LOB: 0 BB: 0 P: 7	R: 1 E: 0 K: 1 S: 10	H: 1 LOB: 0 BB: 0 P: 16	R: 0 E: 0 K: 1 S: 9	H: 0 LOB: 1 BB: 1 P: 15	R: 0 E: 0 K: 1 S: 7	H: 0 LOB: 0 BB: 0 P: 9	R: 4 E: 0 K: 1 S: 20	H: 3 LOB: 0 BB: 0 P: 30	R: 0 E: 0 K: 0 S: 9	H: 1 LOB: 1 BB: 0 P: 13	R: 1 E: 0 K: 0 S: 8	H: 1 LOB: 0 BB: 0 P: 10	R: 3 E: 0 K: 0 S: 12	H: 3 LOB: 1 BB: 1 P: 21	R: 0 E: 0 K: 2 S: 11	H: 1 LOB: 1 BB: 0 P: 15	1B: 4 2B: 4 3B: 0 HR: 2	SF: 1 SAC: 2 DP: 0 HBP: 1	WP: 0 PB: 0 SB: 1 CS: 0	PA: 40
PITCHER	IP WLS BF H R ER SO BB IBB HBP BLK WP HR S P ERA WHIP																					
Joey Hamilton, R (1, 1) ERA: 4.1	6.0 L 25 5 5 5 4 1 0 1 0 0 0 1 61 90 7.50 1.000																					
Sean Bergman, R (7, 1) ERA: 4.35	1.0 4 1 1 1 0 0 0 0 0 0 0 0 8 10 9.00 1.000																					
Terry Burrows, L (8, 1) ERA: 22.5	0.1 2 1 1 1 0 0 0 0 0 0 0 0 2 2 27.00 3.000																					
Doug Bochtler, R (8, 1) ERA: 3.04	0.2 5 2 2 2 0 1 0 0 0 0 0 0 10 19 27.00 4.500																					
Trevor Hoffman, R (9, 1) ERA: 3.6	1.0 4 1 0 0 2 0 0 0 0 0 0 0 0 11 15 0.00 1.000																					

Atlanta Braves @ San Diego Padres
Qualcomm Stadium, San Diego, CA

Tue May 27 1997, 10:05 PM EDT
Att. 18,231 - Unknown - 76 F

livebaseballscorecards.com

AB	34
R	9
H	10
RBI	9
BB	2
SO	6
LOB	6



Batter	1	2	3	4	5	6	7	8	9	AB	R	H	RBI	BB	SO	LOB
Quilvio Veras, S OBP: 0.310, SLG: 0.305 (1, 4)	0-3 K		2-2 F7	0-2 1B		1-3 K		2-1 G6-3		5	0	1	1	0	2	1
Tony Gwynn, L OBP: 0.429, SLG: 0.603 Trevor Hoffman, R (9, 1)	0-0 1B		2-2 BB	0-0 1B		0-0 1B		1-1 G3-1		5	1	4	0	0	0	1
Steve Finley, L OBP: 0.322, SLG: 0.454 (1, 8)	0-0 1B		0-3 K	2-2 G4-3		0-1 G4-3			4-0 BB	4	0	1	0	1	1	5
Ken Caminiti, S OBP: 0.326, SLG: 0.412 (1, 5)	1-0 S		4-2 BB		4-2 1B		0-0 FC6-4		1-3 K	3	0	2	1	2	1	1
Wally Joyner, L OBP: 0.344, SLG: 0.443 (1, 3)	1-3 K		1-3 K		0-2 F7		2-2 F7		0-0 F7	5	0	0	0	0	2	7
Greg Vaughn, R OBP: 0.270, SLG: 0.381 (1, 7)	3-3 K			1-2 1B	1-1 P6		2-0 FC6-4		3-3 K	5	1	1	0	0	2	5
Chris Gomez, R OBP: 0.310, SLG: 0.360 (1, 6)		0-1 G6-3		0-0 F7	1-1 FC6-4		0-0 G4-3			4	0	1	0	0	0	2
John Flaherty, R OBP: 0.281, SLG: 0.324 (1, 2)		0-2 G1-3		2-0 F8	0-2 FC6-4			0-0 2B		4	0	1	0	0	0	3
Joey Hamilton, R OBP: 0.187, SLG: 0.417 Scott Livingstone, L OBP: 0.222, SLG: 0.188 Sean Bergman, R OBP: 0.200, SLG: 0.200 Terry Burrows, L OBP: 0.200, SLG: 0.200 Doug Bochtler, R OBP: 0.344, SLG: 0.367 (1, 1) (6, PH) (7, 1) (8, 1) (8, 1) (8, PH) (9, 9)		0-0 G6-3		0-1 1B		2-3 K		0-1 F8		2	0	1	0	0	0	0

Inning Stats		R: 1	H: 3	E: 0	K: 3	S: 12	R: 0	H: 0	E: 0	K: 0	S: 6	R: 0	H: 1	E: 0	K: 2	S: 17	R: 1	H: 4	E: 0	K: 0	S: 16	R: 0	H: 1	E: 0	K: 0	S: 13	R: 0	H: 1	E: 0	K: 0	S: 10	R: 0	H: 1	E: 0	K: 0	S: 7	R: 0	H: 0	E: 0	K: 2	S: 7		
LOB: 2		LOB: 0		LOB: 0		LOB: 2		LOB: 3		LOB: 2		LOB: 1		LOB: 1		LOB: 1		LOB: 1		LOB: 1		LOB: 1		LOB: 1		LOB: 1		LOB: 1		LOB: 1		LOB: 1		LOB: 1		LOB: 1		LOB: 1		LOB: 1			
BB: 0		BB: 0		BB: 0		BB: 1		BB: 0		BB: 1		BB: 0		BB: 0		BB: 0		BB: 0		BB: 0		BB: 0		BB: 0		BB: 0		BB: 0		BB: 0		BB: 0		BB: 0		BB: 0		BB: 0		BB: 0		BB: 0	
SO: 17		SO: 6		SO: 7		SO: 26		SO: 21		SO: 19		SO: 13		SO: 10		SO: 7		SO: 10		SO: 10		SO: 10		SO: 10		SO: 10		SO: 10		SO: 10		SO: 10		SO: 10		SO: 10		SO: 10		SO: 10			

BOTTOM

Atlanta Braves @ San Diego Padres
Qualcomm Stadium, San Diego, CA

Tue May 27 1997, 10:05 PM EDT
Att: 18,231 - Unknown - 76 F

livebaseballscorecards.com

AB	39
R	2
H	12
RBI	2
BB	3
SO	9
LOB	26



PITCHER		IP	WLS	BF	H	R	ER	SO	BB	IBB	HBP	BLK	WP	HR	S	P	ERA	WHIP
Greg Maddux, R ERA: 1.57 (1, 1)	6.0			30	10	2	2	7	2	0	0	0	0	0	74	102	3.00	2.000
Alan Embree, L ERA: 3.68 (7, 1)	0.1			2	1	0	0	0	0	0	0	0	0	4	6	0.00	3.000	
Brad Clontz, R ERA: 3.68 (7, 1)	0.2			2	0	0	0	0	0	0	0	0	0	2	4	0.00	0.000	
Joe Borowski, R ERA: 0.69 (8, 1)	1.0			4	1	0	0	0	0	0	0	0	0	7	10	0.00	1.000	
Mark Wohlers, R ERA: 1.71 (9, 1)	1.0			4	0	0	0	2	1	0	0	0	0	7	15	0.00	1.000	

Batter	1	2	3	4	5	6	7	8	9	AB R H RBI BB SO LOB	TOP											
Quilvio Veras, S OBP: 0.302, SLG: 0.295 (1, 4)	2-3 K	2-3 K			1-2 E3 1B 2B	1-3 K		2-3 K		5 1 0 0 0 4 3												
Tony Gwynn, L OBP: 0.433, SLG: 0.601 (1, 9)	1-0 G6-3		3-1 G6-3		1-0 2B 1B	4-1 BB			0-0 WP 1B	4 2 2 0 1 0 0												
Steve Finley, L OBP: 0.324, SLG: 0.459 (1, 8)	1-0 1B		2-2 F7		2-2 1B 2B	2-0 G4-3			1-1 P7	5 1 2 2 0 0 2												
Ken Caminiti, S OBP: 0.321, SLG: 0.403 (1, 5)	1-3 K		0-1 F7		2-1 BB 1B 1B		3-3 K		1-3 K 1-2	5 0 1 2 0 3 2												
Wally Joyner, L OBP: 0.346, SLG: 0.437 (1, 3)			3-1 L1		2-3 K	0-0 BB 1B	1-2 G3-1		4-2 E 1B BB	4 0 1 0 1 1 0												
Greg Vaughn, R OBP: 0.281, SLG: 0.380 (1, 7)		2-0 FC3-6 1B HBP		3-3 K	3-3 K	4-0 BB		0-1 E 1B	1-2 2-H 1B	3 1 1 1 1 2 2												
Chris Gomez, R OBP: 0.313, SLG: 0.358 (1, 6)		0-1 FC3-6 1B		3-1 G5-3	4-2 FC6-4 BB	3-1 G5-3		0-2 E6	1-2 2-3	4 0 1 0 1 0 3												
John Flaherty, R OBP: 0.276, SLG: 0.318 (1, 2)		1-0 FC3-6 1B			0-1 K			1-2 P7	1-0 G4-3	3 0 0 0 0 0 1 5												
Terry Burrows, L (5, 1)										0 0 0 0 0 0 0 0												
Scott Livingstone, L OBP: 0.211, SLG: 0.176 (8, PH)										1 0 0 0 0 0 0 0												
Pete Smith, R (8, 1)										0 0 0 0 0 0 0 0												
Craig Shipley, R OBP: 0.375, SLG: 0.875 (9, PH)		1-2 2-3								1 0 0 0 0 0 0 3												
Fernando Valenzuela, L OBP: 0.214, SLG: 0.214 (1, 1)		1-1			0-1 1B E 2B 1B		0-0 L8		1-3 K		1 0 1 1 0 0 0 0											
Sean Bergman, R OBP: 0.200, SLG: 0.200 (3, 1)										0 0 0 0 0 0 0 0												
Carlos Hernandez, R OBP: 0.278, SLG: 0.389 (5, PH)		1-2 3-H 1B								3 1 1 0 0 1 0 0												
Inning Stats	R: 0 E: 0 K: 2 S: 8	H: 1 LOB: 1 BB: 0 P: 13	R: 1 E: 0 K: 1 S: 10	H: 2 LOB: 2 BB: 0 P: 19	R: 0 E: 0 K: 0 S: 7	H: 0 LOB: 0 BB: 0 P: 12	R: 0 E: 0 K: 2 S: 8	H: 0 LOB: 0 BB: 0 P: 16	R: 4 E: 1 K: 2 S: 24	H: 5 LOB: 3 BB: 1 P: 40	R: 0 E: 0 K: 1 S: 7	H: 0 LOB: 1 BB: 1 P: 14	R: 0 E: 0 K: 1 S: 8	H: 0 LOB: 1 BB: 1 P: 19	R: 0 E: 0 K: 2 S: 10	H: 0 LOB: 0 BB: 0 P: 14	R: 1 E: 1 K: 1 S: 14	H: 2 LOB: 3 BB: 1 P: 21	1B: 9 2B: 1 3B: 0 HR: 0	SF: 0 SAC: 0 DP: 0 HBP: 1	WP: 1 PB: 0 SB: 0 CS: 0	PA: 44
PITCHER	IP WLS BF H R ER SO BB IBB HBP BLK WP HR S P ERA WHIP												PITCHER	IP WLS BF H R ER SO BB IBB HBP BLK WP HR S P ERA WHIP								
Darryl Kile, R ERA: 2.14 (1, 1)	7.0 W 34 8 5 4 9 3 0 1 0 0 0 72 133 5.14 1.571																					
John Hudek, R ERA: 6.75 (8, 1)	1.0 3 0 0 0 2 0 0 0 0 0 0 10 14 0.00 0.000																					
Tom Martin, L ERA: 1.8 (9, 1)	1.0 7 2 1 1 1 1 0 0 0 1 0 14 21 9.00 3.000																					

San Diego Padres @ Houston Astros
Astrodome, Houston, TX
Thu May 29 1997, 8:05 PM EDT
Att. 13,793 - Dome - 72 F

livebaseballscorecards.com

AB	39
R	6
H	10
RBI	6
BB	4
SO	12
LOB	20



Batter	1	2	3	4	5	6	7	8	9
Craig Biggio, R OBP: 0.386, SLG: 0.522 (1, 4)	2-1 G5-3 1B	4-0 BB	1-0 FC6-4 1-2f	1-1 FC5-2-5 5 WP BB 3-H		0-2 F8		2-2 F8	
James Mouton, R OBP: 0.286, SLG: 0.311 (1, 8)	2-1 G5-3 1-2	3-2 F8		1B 1B		4-0 BB			
5 Jeff Bagwell, R OBP: 0.427, SLG: 0.665 (1, 3)	1-1 G4-3 2-H 1B		4-1 1B E BB	1B 2B K		2-3 K			
Luis Gonzalez, L OBP: 0.375, SLG: 0.378 (1, 7)	1-0 G4-3 1-2		2-2 E 1B 1B	4-1 1B 2B BB	1-2 1B		1-1 E 2B		
Sean Berry, R OBP: 0.252, SLG: 0.342 (1, 5)	1-1 F7		3-2 1B G4-3 1B 1-H 2-H	0-0 F9	0-0 F8		2-3 K		
John Hudek, S (8, 1)									
Tom Martin, L (9, 1)									
Tony Eusebio, R OBP: 0.297, SLG: 0.227 (1, 2)		4-2 SH5-3 E BB	0-0 G4-3	0-0 2B 1B 3-H	2-1 F8		1-0 G5-3		
Ray Montgomery, R OBP: 0.333, SLG: 0.333 (1, 9)		3-1 E5 SH5-3 1-2	1-1 HBP 1B	0-0 2B 2B 1-3 2-H	2-2 P2		2-1 L4		
Pat Listach, S OBP: 0.236, SLG: 0.179 (1, 6)		0-0 SH5-3 1-2 2-3	3-3 K	4-0 2B FC5-2-5 IBB		0-3 K		0-0 G6-3	
Darryl Kile, R OBP: 0.143, SLG: 0.121 (1, 1)		1-3 K	1-1 HBP FC6-4	1-2 BB 5 WP 2B		4-1 BB BB		2-2 F7	
Tim Bogar, R OBP: 0.243, SLG: 0.294 (8, 5)									

AB	R	H	RBI	BB	SO	LOB
5	1	1	0	1	0	6
3	1	1	0	2	0	4
4	2	2	2	1	2	4
4	3	3	0	1	0	1
5	0	1	1	0	1	5
0	0	0	0	0	0	0
0	0	0	0	0	0	0
4	1	1	1	1	0	2
5	1	2	1	0	0	2
3	0	0	0	1	2	2
2	1	1	2	1	1	2
1	0	0	0	0	0	0

BOTTOM	
San Diego Padres @ Houston Astros Astrodome, Houston, TX Thu May 29 1997, 8:05 PM EDT Att. 13,793 - Dome - 72 F	
AB 36	
R 10	
H 12	
RBI 7	
BB 8	
SO 6	
LOB 28	
1B: 8 SF: 0	WP: 1 PA: 46
2B: 4 SAC: 1	PB: 0
3B: 0 DP: 0	SB: 1
HR: 0 HBP: 1	CS: 0

Inning Stats																	
R	H	E	K	S	H	LOB	BB	P	R	H	E	K	S	H	LOB	BB	P
1	2	0	9	16	0	3	11	26	2	3	1	17	32	6	5	36	14
2	0	1	0	0	0	3	0	0	0	0	0	0	0	0	2	0	0
3	0	0	0	0	0	3	0	0	0	0	0	0	0	0	0	0	0
4	3	3	1	0	3	1	17	32	6	5	3	18	36	5	3	36	14
5	1	1	0	0	1	1	0	0	0	0	0	0	0	0	0	0	0
6	0	2	2	0	0	2	12	22	0	0	0	12	22	0	0	0	0
7	1	0	1	0	0	0	10	16	1	1	0	10	16	0	0	0	0
8	0	0	0	0	0	0	7	11	0	0	0	7	11	0	0	0	0
9	0	0	0	0	0	0	0	0	0	0	0	0	0	0	0	0	0

PITCHER																
IP	WLS	BF	H	R	ER	SO	BB	IBB	HBP	BLK	WP	HR	S	P	ERA	WHIP
2.2	L	18	5	3	3	2	3	0	0	0	0	0	36	72	10.12	3.000
1.1		12	5	6	6	1	2	1	0	0	1	0	19	38	40.50	5.250
3.0		13	2	1	0	3	2	0	0	0	0	0	31	52	0.00	1.333
1.0		3	0	0	0	0	0	0	0	0	0	0	7	11	0.00	0.000



Batter	1	2	3	4	5	6	7	8	9	AB R H RBI BB SO LOB	TOP		
Archi Cianfrocco, R (1, 4) OBP: 0.363, SLG: 0.410 (8, 5)										5 1 2 0 0 2 2	San Diego Padres @ Houston Astros Astrodome, Houston, TX Fri May 30 1997, 8:05 PM EDT Att. 31,339 - Dome		
Tony Gwynn, L (1, 9) OBP: 0.436, SLG: 0.607 Trey Beamon, L (4, PR) OBP: 0.324, SLG: 0.344 (4, 9)									3 1 2 2 0 0 0 2 1 0 0 0 0 1				
Steve Finley, L (1, 8) OBP: 0.327, SLG: 0.479									5 1 2 2 0 1 1				
Ken Caminiti, S (1, 5) OBP: 0.310, SLG: 0.388 Quilvio Veras, S (8, 4) OBP: 0.302, SLG: 0.295									5 0 0 1 0 1 3 0 0 0 0 0 0 0				
Wally Joyner, L (1, 3) OBP: 0.355, SLG: 0.430										2 0 0 0 3 0 1			
Greg Vaughn, R (1, 7) OBP: 0.291, SLG: 0.388										5 1 3 0 0 2 1			
Chris Gomez, R (1, 6) OBP: 0.320, SLG: 0.357										3 1 1 0 1 0 4		AB 39 R 9 H 13 RBI 9 BB 4 SO 6 LOB 22	
John Flaherty, R (1, 2) OBP: 0.274, SLG: 0.314										5 2 1 1 0 0 7			
Will Cunnane, R (1, 1) OBP: 0.500, SLG: 0.833 Scott Livingstone, L (7, PH) OBP: 0.200, SLG: 0.167 Tim Worrell, R (7, 1) OBP: 0.294, SLG: 0.200										3 1 2 3 0 0 0 1 0 0 0 0 0 2 0 0 0 0 0 0 0			
Inning Stats	R: 0 H: 0 E: 0 LOB: 0 K: 1 BB: 0 S: 8 P: 12	R: 0 H: 1 E: 0 LOB: 2 K: 0 BB: 1 S: 11 P: 17	R: 2 H: 3 E: 0 LOB: 1 K: 0 BB: 0 S: 12 P: 20	R: 5 H: 4 E: 1 LOB: 1 K: 3 BB: 0 S: 19 P: 28	R: 2 H: 3 E: 0 LOB: 1 K: 0 BB: 1 S: 14 P: 26	R: 0 H: 0 E: 0 LOB: 0 K: 0 BB: 0 S: 6 P: 8	R: 0 H: 1 E: 0 LOB: 2 K: 0 BB: 0 S: 9 P: 13	R: 0 H: 1 E: 0 LOB: 1 K: 1 BB: 0 S: 11 P: 15	R: 0 H: 0 E: 0 LOB: 1 K: 1 BB: 2 S: 6 P: 16	1B: 9 SF: 0 2B: 2 SAC: 0 3B: 1 DP: 2 HR: 1 HBP: 1	WP: 0 PA: 44 PB: 1 SB: 0 CS: 0		
PITCHER	IP WLS BF H R ER SO BB IBB HBP BLK WP HR S P ERA WHIP											PITCHER	IP WLS BF H R ER SO BB IBB HBP BLK WP HR S P ERA WHIP
Chris Holt, R (1, 1) ERA: 4.17	3.2 L 20 7 6 3 3 1 0 0 0 0 0 0 46 72 7.36 2.182												
Ramon Garcia, R (4, 1) ERA: 4.97	1.1 8 4 3 3 1 1 0 0 0 0 0 1 18 31 20.25 3.750												
Jose Lima, R (6, 1) ERA: 3.41	3.0 12 2 0 0 1 0 0 0 1 0 0 0 26 36 0.00 0.667												
John Hudek, R (9, 1) ERA: 6.38	1.0 4 0 0 0 0 1 2 0 0 0 0 0 6 16 0.00 2.000												

BOTTOM

San Diego Padres @ Houston Astros
Astrodome, Houston, TX
Fri May 30 1997, 8:05 PM EDT
Att. 31,339 - Dome

livebaseballscorecards.com

AB 32
R 2
H 6
RBI 2
BB 5
SO 10
LOB 16



WP: 0 PA: 38
PB: 0
SB: 0
CS: 0

AB R H RBI BB SO LOB

4 1 1 0 1 1 2

4 1 2 0 0 0 1

2 0 1 1 2 1 2

3 0 1 1 1 0 2

4 0 0 0 0 2 6

4 0 0 0 0 1 2

3 0 0 0 1 0 0

4 0 0 0 0 3 1

1 0 0 0 0 1 0
0 0 0 0 0 0 0
1 0 0 0 0 0 0
0 0 0 0 0 0 0
1 0 0 0 0 1 0
0 0 0 0 0 0 0
1 0 1 0 0 0 0

1B: 4 SF: 0
2B: 2 SAC: 0
3B: 0 DP: 0
HR: 0 HBP: 0

Batter	1	2	3	4	5	6	7	8	9
Craig Biggio, R OBP: 0.386, SLG: 0.516 (1, 4)	2-2 F8			2-2 5 2B 1B		4-2 G3 1B BB		1-3 K	1-1 F8
Thomas Howard, S OBP: 0.337, SLG: 0.367 (1, 9)	1-1 G3			1-2 F7		1-0 G3 1B		3-2 1B 2B	
5 Jeff Bagwell, R OBP: 0.432, SLG: 0.668 (1, 3)	4-2 PO BB			0-0 1-H 2B		2-3 K		4-1 1B BB	
Luis Gonzalez, L OBP: 0.378, SLG: 0.377 (1, 7)	1-0 SAFE PO 1-2	2-1 G3		4-0 FC6-4 BB		1-0 G3 1-2 2-3		1-1 1-3 2-H 1B	
Sean Berry, R OBP: 0.244, SLG: 0.331 (1, 5)				0-3 K		1-0 L6		1-0 F8	
Ricky Gutierrez, R OBP: 0.407, SLG: 0.481 (1, 6)				1-0 FC6-4 1-2f			0-1 G4-3		1-2 F9
Brad Ausmus, R OBP: 0.338, SLG: 0.403 (1, 2)							0-0 F7		4-2 1B BB
James Mouton, R OBP: 0.273, SLG: 0.295 (1, 8)							1-3 K		1-3 K
Chris Holt, R OBP: 0.042, SLG: 0.042 (1, 1)									0-1 1B
Ramon Garcia, R (4, 1)									
Ken Ramos, L (5, PH)									
Jose Lima, R (6, 1)									
Pat Listach, S OBP: 0.234, SLG: 0.177 (8, PH)									
John Hudek, S (9, 1)									
Bill Spiers, L OBP: 0.450, SLG: 0.484 (9, PH)									

Inning Stats	R: 0	H: 0	E: 0	K: 0	S: 7	R: 0	H: 0	E: 0	K: 2	S: 8	R: 0	H: 0	E: 0	K: 2	S: 11	R: 1	H: 2	E: 0	K: 1	S: 12	R: 0	H: 0	E: 0	K: 0	S: 7	R: 0	H: 1	E: 0	K: 1	S: 9	R: 0	H: 0	E: 0	K: 1	S: 6	R: 1	H: 2	E: 0	K: 2	S: 13	R: 0	H: 1	E: 0	K: 1	S: 13
	LOB: 0	BB: 1	LOB: 0	BB: 0	P: 15	LOB: 0	BB: 0	LOB: 0	BB: 0	P: 14	LOB: 2	BB: 1	LOB: 0	BB: 0	P: 11	LOB: 0	BB: 0	LOB: 2	BB: 1	P: 20	LOB: 0	BB: 0	LOB: 0	BB: 0	P: 11	LOB: 2	BB: 1	P: 18	LOB: 0	BB: 0	LOB: 0	BB: 0	P: 7	LOB: 2	BB: 1	P: 25	LOB: 2	BB: 1	P: 20						

PITCHER	IP	WLS	BF	H	R	ER	SO	BB	IBB	HBP	BLK	WP	HR	S	P	ERA	WHIP
Will Cunnane, R ERA: 4.6 (1, 1)	6.0	W	23	3	1	1	6	3	0	0	0	0	0	54	92	1.50	1.000
Tim Worrell, R ERA: 5.63 (7, 1)	3.0	S	14	3	1	1	4	2	0	0	0	0	0	32	52	3.00	1.667

Batter	1	2	3	4	5	6	7	8	9	AB R H RBI BB SO LOB	TOP									
Archi Cianfrocco, R OBP: 0.361, SLG: 0.415 (1, 4)	0-1 1B 2B	3-1 1B 1B	1-3 K		3-2 G6-3			1-3 K	1-3 K	6 2 2 0 0 3 3										
Trey Beamon, L OBP: 0.333, SLG: 0.351 (1, 9)	1-0 1B 1B	0-1 1B 2B 1B	0-3 K			0-0 G1-3		0-1 FC6-4		5 2 2 0 0 1 1										
Steve Finley, L OBP: 0.335, SLG: 0.483 (1, 8)	0-1 1B 1B	2-1 1B 2B 1B		1-1 G4-6-3 1B 1B		0-2 F4-3			3-3 K	5 3 3 2 0 1 0										
Ken Caminiti, S OBP: 0.313, SLG: 0.379 (1, 5)	3-2 F7	0-0 F7		4-0 G4-6-3 1B BB		2-3 K			1-0 E 1B HBP	3 1 0 0 1 1 4										
Wally Joyner, L OBP: 0.357, SLG: 0.437 (1, 3)	0-0 1B 1B	2-2 1B 2B		0-0 G4-6-3			2-1 G5-3		2-2 FC4 BB 1B	5 3 2 3 0 0 3										
Greg Vaughn, R OBP: 0.295, SLG: 0.388 (1, 7)	0-3 K	0-0 P5		2-1 1B			3-3 K		2-1 BB 1B	5 1 2 2 0 2 3										
Chris Gomez, R OBP: 0.327, SLG: 0.360 (1, 6)	1-0 FC5 1B 1B	2-1 1B		3-1 L9			1-3 K		4-2 BB 1B BB	4 0 2 2 1 1 1										
John Flaherty, R OBP: 0.283, SLG: 0.323 (1, 2)	0-0 1B	2-2 G4-3			2-0 P4			0-1 FC6-4 1B	0-0 1B	5 0 3 3 0 0 1										
Sterling Hitchcock, L OBP: 0.130, SLG: 0.091 Doug Bochtler, R Pete Smith, R	0-1 FC5		0-3 K		0-0 G3			1-3 K	0-3 K	4 0 0 0 0 2 3 0 0 0 0 0 0 0 1 0 0 0 0 1 2										
Inning Stats	R: 4 E: 0 K: 1 S: 17	H: 6 LOB: 2 BB: 0 P: 22	R: 4 E: 0 K: 0 S: 16	H: 5 LOB: 1 BB: 0 P: 27	R: 0 E: 0 K: 3 S: 9	H: 0 LOB: 0 BB: 0 P: 10	R: 1 E: 0 K: 0 S: 7	H: 2 LOB: 1 BB: 1 P: 17	R: 0 E: 0 K: 1 S: 7	H: 0 LOB: 0 BB: 0 P: 9	R: 0 E: 0 K: 2 S: 10	H: 0 LOB: 0 BB: 0 P: 16	R: 0 E: 0 K: 2 S: 10	H: 1 LOB: 1 BB: 0 P: 12	R: 3 E: 1 K: 3 S: 23	H: 2 LOB: 2 BB: 1 P: 36	1B: 14 2B: 2 3B: 0 HR: 0	SF: 0 SAC: 0 DP: 1 HBP: 1	WP: 0 PB: 0 SB: 0 CS: 0	PA: 46
PITCHER	IP WLS BF H R ER SO BB IBB HBP BLK WP HR S P ERA WHIP																			
Shane Reynolds, R ERA: 3.86 (1, 1)	1.1 L 14 10 8 8 1 0 0 0 0 0 0 0 27 39 54.00 7.500																			
Ramon Garcia, R ERA: 4.75 (2, 1)	3.2 14 3 1 1 3 1 0 0 0 0 0 0 27 47 2.46 1.091																			
Mike Magnante, L ERA: (6, 1)	2.0 6 0 0 0 3 0 0 0 0 0 0 0 17 25 0.00 0.000																			
Russ Springer, R ERA: 2.16 (8, 1)	1.0 4 1 0 0 2 0 0 0 0 0 0 0 10 12 0.00 1.000																			
Billy Wagner, L ERA: 1.67 (9, 1)	1.0 8 2 3 2 3 1 0 1 0 0 0 0 23 36 18.00 3.000																			

San Diego Padres @ Houston Astros
 Astrodome, Houston, TX
 Sat May 31 1997, 8:05 PM EDT
 Att. 39,286 - Dome

livebaseballscorecards.com

AB	43
R	12
H	16
RBI	12
BB	2
SO	12
LOB	21



BOTTOM

San Diego Padres @ Houston Astros
 Astrodome, Houston, TX
 Sat May 31 1997, 8:05 PM EDT
 Att. 39,286 - Dome

livebaseballscorecards.com

AB	32
R	5
H	10
RBI	4
BB	4
SO	3
LOB	19



WP:	1	PA:	39
PB:	0		
SB:	2		
CS:	1		

Batter	1	2	3	4	5	6	7	8	9	AB	R	H	RBI	BB	SO	LOB
Craig Biggio, R OBP: 0.386, SLG: 0.514 (1, 4)	4-1 CS BB		1-1 SF8		2-1 G6-3			2-1 5 BB 1B	1-1 FC5-4	3	1	1	1	1	0	1
Brad Ausmus, R OBP: 0.346, SLG: 0.417 (1, 2)	2-2 G6-3		2-1 G6-3			0-0 S 2B		3-2 5 BB 1B	1-0 1B	5	1	3	0	0	0	1
5 Jeff Bagwell, R OBP: 0.436, SLG: 0.678 (1, 3)	2-0 HR			1-2 G6-3		4-0 S BB		4-2 BB	1-0 L8	3	1	1	1	2	0	2
Luis Gonzalez, L OBP: 0.380, SLG: 0.376 (1, 7)	0-3 K			1-2 F4-3 1B		2-2 L5		4-2 BB		3	0	1	1	1	1	2
Sean Berry, R OBP: 0.244, SLG: 0.328 (1, 5)		0-1 G4-6-3 1B		0-0 F4-3		3-1 F7		1-2 3-H P3		4	0	1	0	0	0	6
Ray Montgomery, R OBP: 0.296, SLG: 0.292 (1, 9)		1-2 G4-6-3		0-1 G6-3		0-1 G5-3		0-0 SF7		3	0	0	0	0	0	4
Thomas Howard, S OBP: 0.333, SLG: 0.367 (8, PH) (9, 9)		1-2 1-2f						3-H		0	0	0	1	0	0	0
Ricky Gutierrez, R OBP: 0.381, SLG: 0.448 (1, 6)		1-1 G6-3			0-1 F9		1-2 G4-3	1-2 G1-3		4	0	0	0	0	0	2
Billy Wagner, L (9, 1)										0	0	0	0	0	0	0
James Mouton, R OBP: 0.286, SLG: 0.346 (1, 8)			0-1 SH1-5-4 SF8 2B		0-0 WP 3B		2-3 K		1-2 G6-3	3	2	2	0	0	1	0
Ken Ramos, L (9, PH)										1	0	0	0	0	0	0
Shane Reynolds, R OBP: 0.162, SLG: 0.172 (1, 1)			0-0 SH1-5-4		1-0 P6		1-3 K		3-2 FC5-4 1B	0	0	0	0	0	0	0
Ramon Garcia, R (2, 1)										0	0	0	0	0	0	0
Pat Listach, S OBP: 0.231, SLG: 0.175 (5, PH)										1	0	0	0	0	0	1
Mike Magnante, L (6, 1)										0	0	0	0	0	0	0
Tim Bogar, R OBP: 0.237, SLG: 0.296 (7, PH)										1	0	0	0	0	1	0
Russ Springer, R (8, 1)										0	0	0	0	0	0	0
Bill Spiers, L OBP: 0.455, SLG: 0.489 (9, 8)										1	0	1	0	0	0	0

Batter	1	2	3	4	5	6	7	8	9	AB	R	H	RBI	BB	SO	LOB
Craig Biggio, R OBP: 0.386, SLG: 0.514 (1, 4)	4-1 CS BB		1-1 SF8		2-1 G6-3			2-1 5 BB 1B	1-1 FC5-4	3	1	1	1	1	0	1
Brad Ausmus, R OBP: 0.346, SLG: 0.417 (1, 2)	2-2 G6-3		2-1 G6-3			0-0 S 2B		3-2 5 BB 1B	1-0 1B	5	1	3	0	0	0	1
5 Jeff Bagwell, R OBP: 0.436, SLG: 0.678 (1, 3)	2-0 HR			1-2 G6-3		4-0 S BB		4-2 BB	1-0 L8	3	1	1	1	2	0	2
Luis Gonzalez, L OBP: 0.380, SLG: 0.376 (1, 7)	0-3 K			1-2 F4-3 1B		2-2 L5		4-2 BB		3	0	1	1	1	1	2
Sean Berry, R OBP: 0.244, SLG: 0.328 (1, 5)		0-1 G4-6-3 1B		0-0 F4-3		3-1 F7		1-2 3-H P3		4	0	1	0	0	0	6
Ray Montgomery, R OBP: 0.296, SLG: 0.292 (1, 9)		1-2 G4-6-3		0-1 G6-3		0-1 G5-3		0-0 SF7		3	0	0	0	0	0	4
Thomas Howard, S OBP: 0.333, SLG: 0.367 (8, PH) (9, 9)		1-2 1-2f						3-H		0	0	0	1	0	0	0
Ricky Gutierrez, R OBP: 0.381, SLG: 0.448 (1, 6)		1-1 G6-3			0-1 F9		1-2 G4-3	1-2 G1-3		4	0	0	0	0	0	2
Billy Wagner, L (9, 1)										0	0	0	0	0	0	0
James Mouton, R OBP: 0.286, SLG: 0.346 (1, 8)			0-1 SH1-5-4 SF8 2B		0-0 WP 3B		2-3 K		1-2 G6-3	3	2	2	0	0	1	0
Ken Ramos, L (9, PH)										1	0	0	0	0	0	0
Shane Reynolds, R OBP: 0.162, SLG: 0.172 (1, 1)			0-0 SH1-5-4		1-0 P6		1-3 K		3-2 FC5-4 1B	0	0	0	0	0	0	0
Ramon Garcia, R (2, 1)										0	0	0	0	0	0	0
Pat Listach, S OBP: 0.231, SLG: 0.175 (5, PH)										1	0	0	0	0	0	1
Mike Magnante, L (6, 1)										0	0	0	0	0	0	0
Tim Bogar, R OBP: 0.237, SLG: 0.296 (7, PH)										1	0	0	0	0	1	0
Russ Springer, R (8, 1)										0	0	0	0	0	0	0
Bill Spiers, L OBP: 0.455, SLG: 0.489 (9, 8)										1	0	1	0	0	0	0

Inning Stats	R: 1	H: 1	E: 0	LOB: 0	K: 1	P: 16	R: 0	H: 1	E: 0	LOB: 0	K: 0	P: 9	R: 0	H: 1	E: 0	LOB: 1	K: 0	P: 11	R: 1	H: 1	E: 0	LOB: 0	K: 0	P: 9	R: 0	H: 1	E: 0	LOB: 2	K: 0	P: 17	R: 0	H: 0	E: 0	LOB: 0	K: 2	P: 13	R: 2	H: 2	E: 0	LOB: 2	K: 0	P: 34	R: 0	H: 2	E: 0	LOB: 2	K: 0	P: 18	1B: 6	SF: 2	2B: 2	SAC: 1	3B: 1	DP: 1	HR: 1	HBP: 0	WP: 1	PA: 39
PITCHER	IP	WLS	BF	H	R	ER	SO	BB	IBB	HBP	BLK	WP	HR	S	P	ERA	WHIP																																									
Sterling Hitchcock, L ERA: 4.04 (1, 1)	7.0	W	29	8	5	5	3	2	0	0	0	1	1	59	95	6.43	1.429																																									
Doug Bochtler, R ERA: 3.04 (8, 1)	0.0		2	0	0	0	0	2	0	0	0	0	0	8	16	∞	∞																																									
Pete Smith, R ERA: 6.94 (8, 1)	2.0	S	8	2	0	0	0	0	0	0	0	0	0	17	26	0.00	1.000																																									

Batter	1	2	3	4	5	6	7	8	9	AB R H RBI BB SO LOB
Craig Biggio, R OBP: 0.387, SLG: 0.514 (1, 4)	1-2 P4	1-1 1B 2B		4-0 5 1B BB		2-3 K			0-1 L9	4 2 1 1 1 1 0
Thomas Howard, S OBP: 0.336, SLG: 0.368 (1, 8) (8, 9)	2-2 G4-3	1-1 5 1B 1B		2-1 E1 5 1B FC3-6 1-2		0-0 G4-3			3-2 L8 5 BB 1B	5 0 2 1 0 0 1
5 Jeff Bagwell, R OBP: 0.447, SLG: 0.682 (1, 3)	4-1 1B BB	0-1 1B		0-0 FC3-6 1-2 2-H 1B			4-1 CS BB		4-2 DI BB	2 0 2 1 3 0 0
Luis Gonzalez, L OBP: 0.376, SLG: 0.371 (1, 7)	3-2 BB 1B	1-1 G4-3		1-1 FC3-6 1-2f 2-3			1-3 K 1-2		2-0 L8 2-3	5 0 1 0 0 1 7
Ray Montgomery, R OBP: 0.323, SLG: 0.296 (1, 9) Billy Wagner, L (8, 1) Ricky Gutierrez, R OBP: 0.375, SLG: 0.441 (9, 6)	4-2 BB		0-1 G6-3 G3 1B		0-3 K		2-3 K		1-2 G5-3 1-2	3 0 1 0 1 2 2 0 0 0 0 0 0 0 1 0 0 0 0 0 2
Bill Spiers, L OBP: 0.440, SLG: 0.469 (1, 5)	1-0 L4		1-1 G3 1-2		0-0 P7			1-1 F7		4 0 0 0 0 0 4
Tony Eusebio, R OBP: 0.282, SLG: 0.214 (1, 2)		0-1 G6-3	1-0 G6-3 2-3		2-2 G6-3			2-3 K		4 0 0 0 0 1 1
Tim Bogar, R OBP: 0.238, SLG: 0.263 (1, 6) John Hudek, S (9, 1) Jose Lima, R (9, 1)		0-1 G6-3	0-1 P3		0-2 G6-3			4-2 BB		3 0 0 0 1 0 1 0 0 0 0 0 0 0 0 0 0 0 0 0 0
Mike Hampton, R OBP: 0.130, SLG: 0.048 (1, 1) Russ Springer, R (8, 1) James Mouton, R OBP: 0.283, SLG: 0.341 (8, 8)		4-2 2B BB		1-3 K		0-1 B3		2-3 K		2 1 0 0 1 1 0 0 0 0 0 0 0 0 1 0 0 0 0 1 1

Inning Stats	R: 0	H: 1	E: 0	K: 0	S: 13	LOB: 3	BB: 2	P: 28	R: 2	H: 3	E: 0	K: 0	S: 14	LOB: 2	BB: 1	P: 21	R: 0	H: 1	E: 0	K: 0	S: 7	LOB: 1	BB: 0	P: 9	R: 1	H: 1	E: 1	K: 2	S: 11	LOB: 2	BB: 1	P: 19	R: 0	H: 0	E: 0	K: 0	S: 7	LOB: 0	BB: 0	P: 9	R: 0	H: 0	E: 0	K: 1	S: 7	LOB: 0	BB: 0	P: 9	R: 0	H: 0	E: 0	K: 2	S: 9	LOB: 0	BB: 1	P: 16	R: 0	H: 0	E: 0	K: 2	S: 12	LOB: 1	BB: 1	P: 20	R: 0	H: 1	E: 0	K: 0	S: 20	LOB: 2	BB: 1	P: 30	1B: 6	SF: 0	2B: 1	SAC: 0	3B: 0	DP: 0	HR: 0	HBP: 0
--------------	------	------	------	------	-------	--------	-------	-------	------	------	------	------	-------	--------	-------	-------	------	------	------	------	------	--------	-------	------	------	------	------	------	-------	--------	-------	-------	------	------	------	------	------	--------	-------	------	------	------	------	------	------	--------	-------	------	------	------	------	------	------	--------	-------	-------	------	------	------	------	-------	--------	-------	-------	------	------	------	------	-------	--------	-------	-------	-------	-------	-------	--------	-------	-------	-------	--------

PITCHER	IP	WLS	BF	H	R	ER	SO	BB	IBB	HBP	BLK	WP	HR	S	P	ERA	WHIP
Joey Hamilton, R ERA: 4.07 (1, 1)	7.0	W	32	6	3	3	5	5	0	0	0	0	0	68	111	3.86	1.571
Doug Bochtler, R ERA: 2.96 (8, 1)	0.2		3	0	0	0	1	1	0	0	0	0	0	7	14	0.00	1.500
Trevor Hoffman, R ERA: 3.38 (8, 1)	1.1	S	6	1	0	0	1	1	0	0	0	0	0	25	36	0.00	1.500

BOTTOM

San Diego Padres @ Houston Astros
Astrodome, Houston, TX

Sun Jun 01 1997, 4:33 AM EDT
Att. 19,899 - Dome

livebaseballscorecards.com

AB	34
R	3
H	7
RBI	3
BB	7
SO	7
LOB	19




WP	PA	ERA	WHIP
0	41		

Batter	1	2	3	4	5	6	7	8	9	AB R H RBI BB SO LOB	TOP		
Craig Shipley, R (1, 4) OBP: 0.333, SLG: 0.708	1-1 F9		1-0 G6-3		1-0 SF9 2B 1B	1-2 2B		1-2 CS	2-3 K	5 1 2 0 0 1 0	San Diego Padres @ Atlanta Braves Turner Field, Atlanta, GA Mon Jun 02 1997, 7:05 PM EDT Att. 33,659 - Unknown - 65 F		
Tony Gwynn, L (1, 9) OBP: 0.438, SLG: 0.607	0-0 G4-3		3-1 F7		1-0 SF9 1B 2B	4-0 IBB		1-0 F8	4 1 1 0 1 0 0				
Steve Finley, L (1, 8) OBP: 0.333, SLG: 0.484	0-0 G4-3		4-2 BB		1-0 SF9 2B 3-H	0-0 F7		2-1 P6	3 0 0 1 1 0 2				
Ken Caminiti, S (1, 5) OBP: 0.323, SLG: 0.388		0-1 G4-3 1B	2-3 K		0-1 2B 1B 3-H		0-3 K		4 2 2 1 0 2 1				
Wally Joyner, L (1, 3) OBP: 0.356, SLG: 0.450		3-2 G4-3 1-2		1-1 2B	2-1 G6-3 1-H 2B		0-0 F9		4 0 2 1 0 0 1				
Greg Vaughn, R (1, 7) OBP: 0.280, SLG: 0.367		0-0 L4		2-3 K	0-0 G6-3		0-1 G3-1		4 0 0 0 0 1 3				
Tim Worrell, R (7, 1) OBP: 0.294, SLG: 0.200									0 0 0 0 0 0 0				
Terry Burrows, L (8, 1)									0 0 0 0 0 0 0				
Trevor Hoffman, R (9, 1) OBP: 1.000, SLG: 1.000					2-3				0 0 0 0 0 0 0				
Chris Gomez, R (1, 6) OBP: 0.324, SLG: 0.352		1-2 1B		0-3 K	3-1 F8			2-3 K	4 1 1 1 0 2 2				
John Flaherty, R (1, 2) OBP: 0.288, SLG: 0.323		1-1 1B		4-0 IBB		0-0 F9		1-0 G4-3	3 0 1 1 1 0 0				
Heath Murray, L (1, 1)		2-2 G5-3		0-0 G5-3		0-1 G1		1-0 CS 1B	3 0 0 0 0 0 3				
Trey Beamon, L (7, 7) OBP: 0.333, SLG: 0.350									1 0 1 0 0 0 0				
Inning Stats	R: 0 E: 0 K: 0 S: 4 H: 0 LOB: 0 BB: 0 P: 5	R: 2 E: 0 K: 0 S: 15 H: 3 LOB: 1 BB: 0 P: 22	R: 0 E: 0 K: 1 S: 10 H: 0 LOB: 1 BB: 1 P: 19	R: 0 E: 0 K: 2 S: 9 H: 1 LOB: 2 BB: 1 P: 16	R: 3 E: 0 K: 0 S: 10 H: 4 LOB: 1 BB: 0 P: 18	R: 0 E: 0 K: 0 S: 8 H: 1 LOB: 2 BB: 1 P: 13	R: 0 E: 0 K: 1 S: 6 H: 0 LOB: 0 BB: 0 P: 6	R: 0 E: 0 K: 1 S: 7 H: 1 LOB: 0 BB: 0 P: 12	R: 0 E: 0 K: 1 S: 11 H: 0 LOB: 0 BB: 0 P: 16	1B: 6 2B: 4 3B: 0 HR: 0 SF: 1 SAC: 0 DP: 0 HBP: 0	WP: 0 PB: 0 SB: 0 CS: 1 PA: 40		
PITCHER	IP WLS BF H R ER SO BB IBB HBP BLK WP HR S P ERA WHIP											PITCHER	IP WLS BF H R ER SO BB IBB HBP BLK WP HR S P ERA WHIP
Greg Maddux, R (1, 1) ERA: 1.98	7.0 L 33 9 5 5 4 1 2 0 0 0 0 0 62 99 6.43 1.429												
Brad Clontz, R (8, 1) ERA: 3.32	1.0 3 1 0 0 1 0 0 0 0 0 0 0 7 12 0.00 1.000												
Alan Embree, L (9, 1) ERA: 3.18	1.0 3 0 0 0 1 0 0 0 0 0 0 0 11 16 0.00 0.000												

AB	35
R	5
H	10
RBI	5
BB	3
SO	6
LOB	12



Batter	1	2	3	4	5	6	7	8	9	AB R H RBI BB SO LOB	TOP														
Quilvio Veras, S OBP: 0.323, SLG: 0.317 (1, 4)	0-1 WP BB G4-6-3 1B		2-2 G1-6-3 1B		4-2 CS BB		0-1 G6-3		1-2 S 1B	4 1 3 2 1 0 0															
Tony Gwynn, L OBP: 0.437, SLG: 0.605 (1, 9)	4-2 SAFE SAFE G4-6-3 BB		1-1 G1-6-3 1-2f		2-1 CS 1-2	0-1 G3 E 2B		0-0 G4-3	2-3 K 1-2	4 1 1 0 1 1 2															
Steve Finley, L OBP: 0.326, SLG: 0.471 (1, 8)	2-2 G4-6-3 1-2f 2-H		1-2 F9			0-0 G3 2-3		2-2 F8		4 0 0 0 0 0 2															
Ken Caminiti, S OBP: 0.321, SLG: 0.385 (1, 5)	2-2 G4-3			1-1 G4-6-3 1B		2-1 E1 3-H		0-0 F7		4 0 1 0 0 0 0															
Wally Joyner, L OBP: 0.359, SLG: 0.448 Arch Cianfrocco, R OBP: 0.355, SLG: 0.405 (1, 3) (9, PR) (9, 3)		1-0 G4-3		0-0 G4-6-3 1-2f		4-0 IBB		0-0 SH BB G3 1B		3 0 1 0 1 0 1 0 1 0 0 0 0 0															
Greg Vaughn, R OBP: 0.292, SLG: 0.369 (1, 7)		0-1 1B 1B		4-2 BB		0-1 L8		4-2 G3 SH 1B BB		2 1 1 0 2 0 2															
Chris Gomez, R OBP: 0.319, SLG: 0.347 (1, 6)		2-3 SAFE K		0-3 SAFE SAFE K		3-2 P3		1-0 SH BB G3 1B		3 1 0 0 0 2 4	AB 32 R 5 H 8 RBI 3 BB 5 SO 5 LOB 18														
John Flaherty, R OBP: 0.287, SLG: 0.321 (1, 2)		1-1 SAFE 1B 1-2			0-3 K		0-1 F8		0-1 G3 1-2 2-3 3-H	4 0 1 1 0 1 2															
Fernando Valenzuela, L OBP: 0.188, SLG: 0.188 Scott Livingstone, L OBP: 0.190, SLG: 0.158 Terry Burrows, L (7, PH) Pete Smith, R (7, 1) Craig Shipley, R OBP: 0.320, SLG: 0.680 Trevor Hoffman, R OBP: 1.000, SLG: 1.000 (9, PH) (9, 1)		2-0 G3		0-2 G1-3			0-0 F9		1-3 K	2 0 0 0 0 0 2 1 0 1 0 0 0 0 1 3 0 0 0 0 0 0 0															
Inning Stats	R: 1 E: 0 K: 0 S: 14	H: 1 LOB: 0 BB: 1 P: 22	R: 0 E: 0 K: 1 S: 9	H: 2 LOB: 2 BB: 0 P: 15	R: 0 E: 0 K: 0 S: 12	H: 1 LOB: 0 BB: 0 P: 16	R: 0 E: 0 K: 1 S: 11	H: 1 LOB: 1 BB: 1 P: 16	R: 0 E: 0 K: 1 S: 10	H: 0 LOB: 0 BB: 1 P: 16	R: 1 E: 1 K: 0 S: 12	H: 1 LOB: 2 BB: 1 P: 21	R: 0 E: 0 K: 0 S: 5	H: 0 LOB: 0 BB: 0 P: 5	R: 0 E: 0 K: 0 S: 5	H: 0 LOB: 0 BB: 0 P: 7	R: 3 E: 1 K: 2 S: 18	H: 2 LOB: 2 BB: 1 P: 27	1B: 7 2B: 1 3B: 0 HR: 0	SF: 0 SAC: 1 DP: 3 HBP: 0	WP: 1 PB: 0 SB: 1 CS: 1	PA: 39			
PITCHER 29 John Smoltz, R ERA: 2.66 Mark Wohlers, R ERA: 1.88	IP WLS BF H R ER SO BB IBB HBP BLK WP HR S P ERA WHIP	8.0 31 6 2 1 3 3 1 0 0 1 0 78 118 1.12 1.125	1.0 7 2 3 1 2 1 0 0 0 0 0 18 27 9.00 3.000																						

San Diego Padres @ Atlanta Braves
Turner Field, Atlanta, GA
Tue Jun 03 1997, 7:05 PM EDT
Att. 41,902 - Unknown - 70 F

livebaseballscorecards.com

Batter	1	2	3	4	5	6	7	8	9	AB	R	H	RBI	BB	SO	LOB
Kenny Lofton, L OBP: 0.396, SLG: 0.438 (1, 8) C C B B B X	2-2 G5-3 ①		4-2 10 S HBP BB	0-1 1-3 2-H 1B		3-2 G6-3 ③			1-3 K ①	4	0	1	1	1	1	1
Michael Tucker, L OBP: 0.388, SLG: 0.489 (1, 7) B C C F B S S	3-3 K ②		1-0 1-2 HBP		2-1 G1-3 ①		2-0 10 G3 2B		0-3 K ②	4	0	1	0	0	2	0
10 Chipper Jones, S OBP: 0.368, SLG: 0.427 (1, 5) F B B F C B B	4-2 2B BB		2-3 SAFE K ②		4-0 1B BB		0-0 G3 ①		2-1 1B	3	0	1	0	2	1	3
Fred McGriff, L OBP: 0.335, SLG: 0.390 (1, 3) B 1 SAFE C 1 SAFE B X	3-1 1-3 2B		2-3 K ③		0-0 1-3 1B		1-2 G3 ②		3-3 K ③	5	0	2	0	0	2	4
Andruw Jones, R OBP: 0.350, SLG: 0.379 (1, 9) B F B B C	3-3 K ③			1-1 29 S 29 BB 1B		1-3 K ②		1-2 F7 ③		4	1	1	0	0	2	5
Javy Lopez, R OBP: 0.369, SLG: 0.526 (1, 2) Tony Graffanino, R OBP: 0.341, SLG: 0.286 (8, PR) Eddie Pérez, R OBP: 0.255, SLG: 0.294 (9, 2)		0-2 L9 ①		4-0 29 BB 1B		0-0 G5-3 ③		1-2 SH1-4 HBP		2	1	0	0	1	0	2
Mark Lemke, S OBP: 0.286, SLG: 0.311 (1, 4) B X		1-0 G6-3 ②		1-3 K ①		0-1 L1 ①		0-0 SH1-4 ①		3	0	0	0	0	1	2
Jeff Blauser, R OBP: 0.437, SLG: 0.589 (1, 6) X		0-0 F7 ③		1-3 K ②		3-2 G5-3 ②		0-1 F9 ②		4	0	0	0	0	1	4
29 John Smoltz, R OBP: 0.514, SLG: 0.533 (1, 1) Keith Lockhart, L OBP: 0.262, SLG: 0.294 (8, PH) Mark Wohlers, R (9, 1)			1-3 K ①	2-2 1B 1-2 2-H 1B		3-2 2B		0-1 G4-3 ③		3	0	2	1	0	1	0

Inning Stats	R: 0	H: 1	E: 0	LOB: 2	K: 2	BB: 1	S: 15	R: 0	H: 0	E: 0	LOB: 0	K: 0	BB: 0	S: 5	R: 0	H: 0	E: 0	LOB: 2	K: 3	BB: 1	S: 12	R: 2	H: 3	E: 0	LOB: 2	K: 2	BB: 1	S: 13	R: 0	H: 1	E: 0	LOB: 2	K: 1	BB: 1	S: 7	R: 0	H: 1	E: 0	LOB: 1	K: 0	BB: 0	S: 13	R: 0	H: 1	E: 0	LOB: 1	K: 0	BB: 0	S: 10	R: 0	H: 0	E: 0	LOB: 2	K: 0	BB: 0	S: 7	R: 0	H: 1	E: 0	LOB: 1	K: 3	BB: 0	S: 12	1B: 5	SF: 0	2B: 3	SAC: 1	3B: 0	DP: 0	HR: 0	HBP: 2	WP: 0	PA: 40
--------------	------	------	------	--------	------	-------	-------	------	------	------	--------	------	-------	------	------	------	------	--------	------	-------	-------	------	------	------	--------	------	-------	-------	------	------	------	--------	------	-------	------	------	------	------	--------	------	-------	-------	------	------	------	--------	------	-------	-------	------	------	------	--------	------	-------	------	------	------	------	--------	------	-------	-------	-------	-------	-------	--------	-------	-------	-------	--------	-------	--------

PITCHER	IP	WLS	BF	H	R	ER	SO	BB	IBB	HBP	BLK	WP	HR	S	P	ERA	WHIP
Fernando Valenzuela, L ERA: 4.15 (1, 1)	6.0		28	6	2	2	8	4	0	0	0	0	0	65	116	3.00	1.667
Terry Burrows, L ERA: 7.5 (7, 1)	0.2		3	1	0	0	0	0	0	0	0	0	0	6	9	0.00	1.500
Pete Smith, R ERA: 6.23 (7, 1)	1.1	W	5	0	0	0	0	0	0	1	0	0	0	11	13	0.00	0.000
Trevor Hoffman, R ERA: 3.09 (9, 1)	1.0	S	4	1	0	0	3	0	0	0	0	0	0	12	18	0.00	1.000


BOTTOM

San Diego Padres @ Atlanta Braves
Turner Field, Atlanta, GA

Tue Jun 03 1997, 7:05 PM EDT
Att: 41,902 - Unknown - 70 F

livebaseballscorecards.com

AB	33
R	2
H	8
RBI	2
BB	4
SO	11
LOB	23



Batter	1	2	3	4	5	6	7	8	9	AB R H RBI BB SO LOB	TOP																							
Quilvio Veras, S OBP: 0.319, SLG: 0.309 (1, 4)	4-1 1B 2B BB	2-0 G1-3		X 0-0 G6-3		B X 1-0 L8		B B C D O C B B X 3-2 G3	4 1 0 0 1 0 1																									
Tony Gwynn, L OBP: 0.441, SLG: 0.605 (1, 9)	2-0 2B 1-3 1B	2-1 SAFE 3B 1B		B B B X 2-0 G1-3 1B		C X 0-1 F8		X 0-0 G3-1	5 2 3 0 0 0 0																									
Steve Finley, L OBP: 0.333, SLG: 0.512 (1, 8)	1-1 1B 1-3 2B	X 0-0 1H 2B 3B		C B B 1 SAFE G1-3 1-2		C B B B X 3-1 HR		B X 1-0 P4	5 3 3 4 0 0 1																									
Ken Caminiti, S OBP: 0.313, SLG: 0.374 (1, 5)	2-0 P6	2-3 K		B B B B X 3-0 G3		B B B B X 1-2 G5-3			4 0 0 0 0 1 4																									
Wally Joyner, L OBP: 0.369, SLG: 0.460 (1, 3)	1-1 F8 1B 2-H 3-H	B B B B X 3-1 2B		C X 0-1 F7		B B B B B 4-0 WP BB			3 0 2 3 1 0 0																									
Greg Vaughn, R OBP: 0.291, SLG: 0.366 (1, 7)	X 0-0 FC6-4 1B	B B B B B 3-3 K		X 0-0 P2		S B B B B X 2-2 G6-3			4 0 1 0 0 1 2																									
Chris Gomez, R OBP: 0.313, SLG: 0.340 (1, 6)	B X 1-0 F8 2-3		F X 0-1 L9		C B B S B B X 3-2 G4-3		X 0-0 F9		4 0 0 0 0 0 2																									
John Flaherty, R OBP: 0.281, SLG: 0.314 (1, 2)	B B X 2-0 FC6-4 1-2f		B B X 2-0 G6-3		B X 1-0 P4		B X 1-0 G5-3		4 0 0 0 0 0 2																									
Will Cunnane, R OBP: 0.444, SLG: 0.667 Tim Worrell, R OBP: 0.294, SLG: 0.200 Trey Beamon, L OBP: 0.326, SLG: 0.341 Doug Bochtler, R (8, 1)		X 0-0 1B 3B 1B		B B F C B B X 2-2 G4-3		B X 1-0 G4-3		B C B S B B S 2-3 K	3 1 1 0 0 0 0 0 0 0 0 0 0 0 1 0 0 0 0 1 0 0 0 0 0 0 0 0																									
Inning Stats	R: 3 E: 0 K: 0 S: 10	H: 4 LOB: 2 BB: 1 P: 23	R: 3 E: 0 K: 2 S: 15	H: 4 LOB: 1 BB: 0 P: 27	R: 0 E: 0 K: 0 S: 6	H: 0 LOB: 0 BB: 0 P: 10	R: 0 E: 0 K: 0 S: 7	H: 1 LOB: 1 BB: 0 P: 14	R: 0 E: 0 K: 0 S: 6	H: 0 LOB: 0 BB: 0 P: 9	R: 0 E: 0 K: 0 S: 3	H: 0 LOB: 0 BB: 0 P: 6	R: 1 E: 0 K: 0 S: 10	H: 1 LOB: 1 BB: 1 P: 20	R: 0 E: 0 K: 1 S: 5	H: 0 LOB: 0 BB: 0 P: 8	R: 0 E: 0 K: 0 S: 5	H: 0 LOB: 0 BB: 0 P: 9	1B: 6 2B: 2 3B: 1 HR: 1	SF: 0 SAC: 0 DP: 0 HBP: 0	WP: 1 PB: 0 SB: 0 CS: 0	PA: 39												
PITCHER	IP WLS BF H R ER SO BB IBB HBP BLK WP HR S P ERA WHIP																																	
Roger Bailey, R ERA: 3.31 Mike DeJean, R ERA: 3.32 Steve Reed, R ERA: 4.56 Mike Munoz, L ERA: 4.82	(1, 1) (7, 1) (8, 1) (9, 1)	6.0 1.0 1.0 1.0	L 5 3 3	28 1 0 0	9 1 0 0	6 1 0 0	2 0 1 0	1 0 0 0	0 0 0 0	0 0 0 0	0 1 0 0	47 10 5 5	89 20 8 9	9.00 9.00 0.00 0.00	1.667 2.000 0.000 0.000																			

San Diego Padres @ Colorado Rockies
Coors Field, Denver, CO
Wed Jun 04 1997, 7:05 PM MDT
Att. 48,049 - Unknown - 81 F

AB	37
R	7
H	10
RBI	7
BB	2
SO	3
LOB	12



WP: 1	PA: 39
PB: 0	
SB: 0	
CS: 0	

PITCHER	IP	WLS	BF	H	R	ER	SO	BB	IBB	HBP	BLK	WP	HR	S	P	ERA	WHIP
Roger Bailey, R	6.0	L	28	9	6	6	2	1	0	0	0	0	0	47	89	9.00	1.667
Mike DeJean, R	1.0		5	1	1	1	0	1	0	0	0	1	1	10	20	9.00	2.000
Steve Reed, R	1.0		3	0	0	0	1	0	0	0	0	0	0	5	8	0.00	0.000
Mike Munoz, L	1.0		3	0	0	0	0	0	0	0	0	0	0	5	9	0.00	0.000

Batter	1	2	3	4	5	6	7	8	9	10	11	AB	R	H	RBI	BB	SO	LOB	TOP							
Rickey Henderson, R OBP: 0.416, SLG: 0.292 (1, 7)	0-0 WP S 1B	2-0 1-2 2-H 3-H 1B		1-0 1-3 2B		4-1 G3-6-3 BB		3-1 G4-3			4-1 G4-3 BB	4	0	3	2	2	0	1								
Tony Gwynn, L OBP: 0.434, SLG: 0.593 (1, 9)	2-1 L8 1-2	1-1 L1		2-2 G4-3		1-1 G3-6-3 1-2f			2-2 1B 1B		2-0 F8	6	1	1	0	0	0	7								
Steve Finley, L OBP: 0.333, SLG: 0.530 (1, 8)	2-3 K 2-3		3-2 HR		0-1 2B 2B		0-0 P3		0-1 L4		0-1 G4-3 1-3	6	2	2	1	0	1	3								
Ken Caminiti, S OBP: 0.308, SLG: 0.367 Craig Shipley, R OBP: 0.357, SLG: 0.714 (1, 5) (5, 4)	3-0 F9		1-3 K		2-0 L7		1-0 1B 2B		0-1 1B 1-2		1-1 G5-3	3	0	0	0	0	1	2								
Wally Joyner, L OBP: 0.383, SLG: 0.479 (1, 3)		0-1 F7	0-0 G5-4-3 1B		2-2 1B 2B		1-2 G4-6-3 1B		2-0 G6-4-3 1B		1-3 2-H	5	1	4	3	0	0	0								
Archi Cianfrocco, R OBP: 0.357, SLG: 0.400 (1, 4) (5, 5)		0-1 1B BB FC1-2 1B	1-1 G5-4-3 1-2f		4-2 1B BB		3-2 G4-6-3 1-2f		0-0 G6-4-3 1-2f			4	0	1	0	1	0	4								
Chris Gomez, R OBP: 0.320, SLG: 0.343 (1, 6)		4-2 FC1-2 1B 1-2 BB		2-0 G5-3	1-0 G4-6-3 1-2 2-H 1B		1-1 SH3-4 1B		1-3 K			4	1	2	1	1	1	0								
Carlos Hernandez, R OBP: 0.295, SLG: 0.386 (1, 2)		0-1 1B FC1-2 1-2 2-3 1B		1-0 G4-3	1-0 G4-6-3 1-2f		0-1 SH3-4		3-0 G4-3 1B			4	1	2	0	0	0	2								
Sterling Hitchcock, L OBP: 0.160, SLG: 0.125 Trey Berman, L OBP: 0.318, SLG: 0.333 Sean Bergman, R OBP: 0.200, SLG: 0.200 Scott Livingstone, L OBP: 0.182, SLG: 0.150 Tim Worrell, R OBP: 0.294, SLG: 0.200 Quilvio Veras, S OBP: 0.318, SLG: 0.307 Terry Burrows, L (1, 1) (6, PH) (6, 1) (8, PH) (8, 1) (10, PH) (10, 1)		0-1 FC1-2 1B		0-1 2B 1B		1-0 G4-3		3-2 P6		1-0 G4-3 1-2f		2	0	1	0	0	0	3								
Inning Stats	R: 0 E: 0 K: 1 S: 8	H: 1 LOB: 1 BB: 0 P: 15	R: 2 E: 0 K: 0 S: 13	H: 3 LOB: 2 BB: 1 P: 20	R: 1 E: 0 K: 1 S: 10	H: 2 LOB: 0 BB: 0 P: 15	R: 0 E: 0 K: 0 S: 10	H: 2 LOB: 2 BB: 0 P: 16	R: 2 E: 0 K: 0 S: 10	H: 3 LOB: 1 BB: 1 P: 20	R: 0 E: 0 K: 0 S: 4	H: 0 LOB: 0 BB: 1 P: 10	R: 1 E: 0 K: 0 S: 9	H: 2 LOB: 0 BB: 0 P: 14	R: 0 E: 0 K: 0 S: 10	H: 1 LOB: 1 BB: 0 P: 17	R: 1 E: 0 K: 0 S: 10	H: 3 LOB: 1 BB: 0 P: 14	R: 0 E: 0 K: 1 S: 5	H: 1 LOB: 0 BB: 0 P: 10	R: 0 E: 0 K: 0 S: 6	H: 0 LOB: 1 BB: 1 P: 13	1B: 13 2B: 4 3B: 0 HR: 1	SF: 0 SAC: 1 DP: 6 HBP: 0	WP: 1 PB: 0 SB: 2 CS: 0	PA: 49
PITCHER	IP WLS BF H R ER SO BB IBB HBP BLK WP HR S P ERA WHIP	IP WLS BF H R ER SO BB IBB HBP BLK WP HR S P ERA WHIP																								
Kevin Ritz, R ERA: 5.77 (1, 1)	6.0 29 11 5 5 2 3 0 0 0 0 1 1 55 96 7.50 2.333		Steve Reed, R ERA: 4.38 (11, 1)	1.0 4 0 0 0 0 1 0 0 0 0 0 0 9 14 9.00 2.000																						
Darren Holmes, R ERA: 3.07 (7, 1)	1.0 4 2 1 1 0 0 0 0 0 0 0 0 9 14 9.00 2.000																									
Jeff McCurry, R ERA: 3.54 (8, 1)	1.0 4 1 0 0 0 0 0 0 0 0 0 0 10 17 0.00 1.000																									
Mike Munoz, L ERA: 5.21 (9, 1)	0.1 2 1 1 1 0 0 0 0 0 0 0 0 6 8 27.00 3.000																									
Curt Leskanic, R ERA: 5.63 (9, 1)	1.2 6 3 0 0 1 0 0 0 0 0 0 0 9 16 0.00 1.800																									

San Diego Padres @ Colorado Rockies
Coors Field, Denver, CO
Thu Jun 05 1997, 3:33 AM MDT
Att: 48,018 - Cloudy - 77 F

AB	44
R	7
H	18
RBI	7
BB	4
SO	3
LOB	25




livebaseballscorecards.com

Batter	1	2	3	4	5	6	7	8	9	10	11	AB R H RBI BB SO LOB	BOTTOM																	
Eric Young Sr., R OBP: 0.387, SLG: 0.432 (1, 4)	3-2 G6-3		2-1 G4-3	3-2 1B		1-0 P4		4-0 BB			0-1 SH1-4 HR	5 1 2 0 1 0 1	San Diego Padres @ Colorado Rockies Coors Field, Denver, CO Thu Jun 05 1997, 3:33 AM MDT Att: 48,018 - Cloudy - 77 F																	
Ellis Burks, R OBP: 0.532, SLG: 0.524 Quinton McCracken, S OBP: 0.389, SLG: 0.432 (1, 8) (3, 8)	1-0 L6		2-2 L4	0-3 K			4-2 S E 1B BB	1-1 G4-3			1-0 SH1-4	1 0 0 0 0 0 0 3 1 0 0 0 1 1 3																		
Larry Walker, L OBP: 0.508, SLG: 0.775 (1, 9)	1-1 HR		3-1 2B		3-1 1B SF8 HBP		3-1 G6-3		1-0 F8		0-1 HR	5 3 3 3 0 0 1																		
Andres Galarraga, R OBP: 0.421, SLG: 0.618 (1, 3)	4-1 2B BB		2-2 K		2-2 G1-4-3 1B		1-1 CS 1B		1-0 F8			4 0 2 1 1 1 1 1																		
Dante Bichette, R OBP: 0.341, SLG: 0.461 (1, 7)	1-0 2B		2-1 HR 1B		0-0 SF8		3-2 F8		0-0 1B			4 1 3 1 0 0 1																		
Vinny Castilla, R OBP: 0.357, SLG: 0.529 (1, 5)	2-0 G5-3		1-0 HR		0-1 G1-4-3		0-2 P3		1-0 G1-3			5 1 1 2 0 0 4																		
Kirt Manwaring, R OBP: 0.342, SLG: 0.346 (1, 2)		1-1 G4-6-3 1B		3-2 CS 1B		1-2 G6-3		0-0 1B 2B		2-2 F8		5 1 3 0 0 0 0																		
Walt Weiss, S OBP: 0.350, SLG: 0.366 (1, 6)		1-0 G4-6-3 1-2f		3-3 K		2-2 G3-1		0-0 F7		0-1 L9		5 0 0 0 0 1 3																		
Kevin Ritz, R Jason Bates, S Darron Holmes, R Jeff McCurdy, R John Vander Wall, L Mike Munoz, L Curt Leskanic, R Harvey Pulliam, R Steve Reed, R		2-3 K		4-0 1B S BB		3-2 2B		0-1 1B		1-3 K		1 1 0 0 0 1 1 0 1 0 0 1 0 1 0 0 1 1 0																		
Inning Stats	R: 1 E: 0 K: 0 S: 9	H: 2 LOB: 2 BB: 1 P: 21	R: 0 E: 0 K: 1 S: 6	H: 1 LOB: 0 BB: 0 P: 10	R: 0 E: 0 K: 1 S: 10	H: 1 LOB: 1 BB: 0 P: 19	R: 3 E: 0 K: 2 S: 16	H: 4 LOB: 1 BB: 1 P: 32	R: 1 E: 0 K: 0 S: 7	H: 1 LOB: 0 BB: 0 P: 12	R: 0 E: 0 K: 0 S: 12	H: 1 LOB: 1 BB: 0 P: 19		R: 1 E: 1 K: 0 S: 10	H: 1 LOB: 0 BB: 1 P: 21	R: 1 E: 0 K: 0 S: 9	H: 2 LOB: 2 BB: 1 P: 14	R: 0 E: 0 K: 0 S: 4	H: 1 LOB: 1 BB: 0 P: 7	R: 0 E: 0 K: 1 S: 8	H: 0 LOB: 0 BB: 0 P: 11	R: 2 E: 0 K: 0 S: 5	H: 2 LOB: 0 BB: 0 P: 6	1B: 9 2B: 4 3B: 0 HR: 3	SF: 1 SAC: 1 DP: 2 HBP: 1	WP: 0 PB: 0 SB: 3 CS: 2	PA: 48			
PITCHER	IP WLS BF H R ER SO BB IBB HBP BLK WP HR S P ERA WHIP														PITCHER	IP WLS BF H R ER SO BB IBB HBP BLK WP HR S P ERA WHIP														
Sterling Hitchcock, L ERA: 4.35 (1, 1)	5.0	24	9	5	5	4	2	0	1	0	0	0	2	48	94	9.00	2.200													
Sean Bergman, R ERA: 5.5 (6, 1)	2.0	8	2	1	0	0	1	0	0	0	0	0	0	22	40	0.00	1.500													
Tim Worrell, R ERA: 5.52 (8, 1)	2.0	10	3	1	1	0	1	0	0	0	0	0	0	13	21	4.50	2.000													
Terry Burrows, L ERA: 8.59 (10, 1)	1.1	L	6	2	2	2	1	0	0	0	0	0	1	13	17	13.50	1.500													

livebaseballscores.com

AB	41
R	9
H	16
RBI	8
BB	4
SO	5
LOB	14



Batter	1	2	3	4	5	6	7	8	9	AB R H RBI BB SO LOB	TOP									
Craig Biggio, R OBP: 0.371, SLG: 0.496 (1, 4)	2-1 G6-3	1-0 1B HBP	2-2 G6-3		0-3 K			3-3 K		4 0 0 0 0 2 3										
Thomas Howard, S OBP: 0.323, SLG: 0.386 (1, 8)	1-2 G3	3-2 5 FC6-4 1B		1-0 G4-3		1-3 K		4-2 5 BB		4 0 1 2 1 1 0										
5 Jeff Bagwell, R OBP: 0.444, SLG: 0.682 (1, 3)	4-0 S 1B BB	1-1 FC6-4		1-2 2B SF7 1B		2-0 HR		4-0 1-2 BB		3 3 2 1 2 0 2										
Luis Gonzalez, L OBP: 0.399, SLG: 0.405 (1, 7)	3-1 1-H 1B		0-0 1B 1B	1-1 1-3 1B 2B		1-0 G4-3		2-2 F8		5 2 3 1 0 0 2										
Ray Montgomery, R OBP: 0.280, SLG: 0.311 (1, 9)	3-3 K		1-1 F8	3-1 SF7		0-3 K		2-3 K		4 0 0 1 0 3 2										
Ricky Gutierrez, R OBP: 0.363, SLG: 0.397 (1, 6)		1-0 G6-3	1 SAFE 2-1 1B WP 1B	1-0 2-H 1B		1-3 K		1-1 F7		5 1 2 1 0 1 0										
Tony Eusebio, R OBP: 0.307, SLG: 0.221 James Mouton, R OBP: 0.283, SLG: 0.330 Billy Wagner, L (9, 1)		4-1 G6-3 1B BB	1-0 SH5-4 WP 1B		1-0 FC3-6 1B		2-3 K	4-1 1B BB		3 1 2 1 2 1 0 0 0 0 0 0 0 0 0 0 0 0 0 0 0	AB 36 R 8 H 12 RBI 7 BB 6 SO 8 LOB 15									
Tim Bogar, R OBP: 0.306, SLG: 0.302 (1, 5)		2-2 G6-3 1B 1B	4-1 SH5-4 BB		0-0 FC3-6 1-2f		1-1 F8	1-1 1-2 1B		4 1 2 0 1 0 1										
Mike Hampton, R OBP: 0.120, SLG: 0.043 Jose Lima, R Blas Minor, R Ken Ramos, L Russ Springer, R Mike Magnante, L Brad Ausmus, R OBP: 0.341, SLG: 0.414 (9, 2)		0-1 G6-3	1-2 SH5-4		0-0 B3		3-2 G6-3	0-0 G5-3		2 0 0 0 0 0 3 0 0 0 0 0 0 0 0 0 0 0 0 0 0 1 0 1 0 0 0 0 0 2										
Inning Stats	R: 1 E: 0 K: 1 S: 13	H: 1 LOB: 1 BB: 1 P: 26	R: 2 E: 0 K: 0 S: 13	H: 2 LOB: 2 BB: 1 P: 25	R: 2 E: 0 K: 0 S: 13	H: 3 LOB: 1 BB: 0 P: 16	R: 0 E: 0 K: 1 S: 8	H: 1 LOB: 1 BB: 0 P: 9	R: 1 E: 0 K: 2 S: 8	H: 1 LOB: 0 BB: 0 P: 12	R: 0 E: 0 K: 2 S: 9	H: 0 LOB: 0 BB: 0 P: 13	R: 0 E: 0 K: 1 S: 12	H: 0 LOB: 2 BB: 2 P: 28	R: 0 E: 0 K: 1 S: 11	H: 1 LOB: 2 BB: 1 P: 19	1B: 10 2B: 1 3B: 0 HR: 1	SF: 1 SAC: 1 DP: 0 HBP: 1	WP: 1 PB: 0 SB: 1 CS: 0	PA: 45
PITCHER	IP WLS BF H R ER SO BB IBB HBP BLK WP HR S P ERA WHIP																			
Joey Hamilton, R ERA: 4.96 (1, 1)	4.0 L 24 9 7 7 1 3 0 1 0 0 1 0 48 91 15.75 3.000																			
Sean Bergman, R ERA: 5.35 (5, 1)	1.0 4 1 0 0 1 0 0 0 0 0 0 0 8 9 0.00 1.000																			
Pete Smith, R ERA: 6.0 (6, 1)	2.0 7 1 1 1 4 0 0 0 0 0 1 17 25 4.50 0.500																			
Doug Bochtler, R ERA: 2.57 (8, 1)	1.2 9 1 0 0 2 3 0 0 0 0 0 0 22 46 0.00 2.400																			
Terry Burrows, L ERA: 8.22 (9, 1)	0.1 1 0 0 0 0 0 0 0 0 0 0 0 1 1 0.00 0.000																			

Houston Astros @ San Diego Padres
Qualcomm Stadium, San Diego, CA

Fri Jun 06 1997, 10:05 PM EDT
Att. 21,700 - Unknown - 66 F

livebaseballscorecards.com

BOTTOM

Houston Astros @ San Diego Padres
Qualcomm Stadium, San Diego, CA

Fri Jun 06 1997, 10:05 PM EDT
Att: 21,700 - Unknown - 66 F

livebaseballscorecards.com

AB	41
R	7
H	15
RBI	7
BB	4
SO	8
LOB	21



WP:	0	PA:	45
PB:	0		
SB:	1		
CS:	0		

AB R H RBI BB SO LOB

5 2 3 0 0 0 0

5 1 3 2 0 0 2

4 1 1 2 1 0 4

4 1 1 3 1 0 1

4 0 1 0 1 2 2

5 0 2 0 0 1 2

3 1 1 0 0 2 1

1 0 0 0 0 1 0

1B:	14	SF:	0
2B:	1	SAC:	0
3B:	0	DP:	1
HR:	1	HBP:	0

IP	WLS	BF	H	R	ER	SO	BB	IBB	HBP	BLK	WP	HR	S	P	ERA	WHIP
4.1		22	8	6	6	5	1	0	0	0	0	1	58	89	12.46	2.077
2.1	W	12	5	1	1	2	0	0	0	0	0	0	26	36	3.86	2.143
0.1		1	0	0	0	0	0	0	0	0	0	0	2	2	0.00	0.000
0.1		3	1	0	0	0	1	0	0	0	0	0	14	22	0.00	6.000
0.2		3	0	0	0	1	0	1	0	0	0	0	4	10	0.00	0.000

PITCHER																		
Mike Hampton, L	(1, 1)	IP	WLS	BF	H	R	ER	SO	BB	IBB	HBP	BLK	WP	HR	S	P	ERA	WHIP
Mike Hampton, L	(1, 1)	4.1		22	8	6	6	5	1	0	0	0	0	1	58	89	12.46	2.077
ERA:	5.87																	
Jose Lima, R	(5, 1)	2.1	W	12	5	1	1	2	0	0	0	0	0	0	26	36	3.86	2.143
ERA:	3.28																	
Blas Minor, R	(7, 1)	0.1		1	0	0	0	0	0	0	0	0	0	0	2	2	0.00	0.000
ERA:																		
Russ Springer, R	(8, 1)	0.1		3	1	0	0	0	1	0	0	0	0	0	14	22	0.00	6.000
ERA:	2.0																	
Mike Magnante, L	(8, 1)	0.2		3	0	0	0	1	0	1	0	0	0	0	4	10	0.00	0.000
ERA:																		
PITCHER																		
Billy Wagner, L	(9, 1)	IP	WLS	BF	H	R	ER	SO	BB	IBB	HBP	BLK	WP	HR	S	P	ERA	WHIP
Billy Wagner, L	(9, 1)	1.0		4	1	0	0	0	1	0	0	0	0	0	8	16	0.00	2.000
ERA:	1.88																	

Batter	1	2	3	4	5	6	7	8	9
Rickey Henderson, R OBP: 0.426, SLG: 0.314 (1, 7)	1-0 G1-3 ①		3-1 F7 ②		2-0 1B 1B	2-2 S 1B		1-2 G3 1B	
Tony Gwynn, L OBP: 0.437, SLG: 0.593 (1, 9)	3-1 F7 ②		1-2 1B		0-1 HR 1B	2-2 1B		3-2 G3 ① 1-2 2-3	
Steve Finley, L OBP: 0.335, SLG: 0.523 (1, 8)	4-2 BB		1-2 G4-3 ③		1-2 HR 1B	0-1 G3 ③		1-0 L3 ②	
Ken Caminiti, S OBP: 0.310, SLG: 0.383 (1, 5)	2-2 F8 ③			3-2 G5-3 ①	1-2 HR		0-0 F8 ①	4-0 IBB ③	
Craig Shigley, R OBP: 0.367, SLG: 0.700 (1, 4)		0-1 1B		1-2 G6-3 ②	1-3 K ②		0-1 1B 1B	1-3 K ③	
Sean Bergman, R OBP: 0.250, SLG: 0.200 (5, PH)									
Greg Vaughn, R OBP: 0.259, SLG: 0.364 (6, 1)									
Pete Smith, R OBP: 0.277, SLG: 0.190 (7, PH)									
Scott Livingstone, L OBP: 0.289, SLG: 0.378 (8, 2)									
Archi Cianfrocco, R OBP: 0.358, SLG: 0.395 (1, 3)		2-3 K ①		3-3 K ③	2-2 1B		0-0 P4 ②	4-0 FC3-6 G3-2-5 BB	
Chris Gomez, R OBP: 0.322, SLG: 0.344 (1, 6)		1-3 K ②					0-0 F7 ①	0-1 FC3-6 1B	
John Flaherty, R OBP: 0.282, SLG: 0.314 (1, 2)		0-3 K ③					0-0 1B 1B	2-2 FC3-6 ①	
Wally Joyner, L OBP: 0.380, SLG: 0.476 (7, PH)							1-3 1B	1-2 1B	
Doug Bochtler, R (8, 1)							0-1 F8 ③	1-2 1B	
Terry Burrows, L (9, 1)								2-2 FC3-6 1-2f 2-3	
Trey Beamon, L OBP: 0.311, SLG: 0.326 (9, PH)								2-2 G3-2-5 ② 3-Hf	
Joey Hamilton, R OBP: 0.133, SLG: 0.333 (1, 1)			0-3 K ①				1-2 1B 1B	4-2 G3 1B BB	
Quilvio Veras, S OBP: 0.321, SLG: 0.308 (5, 4)							0-0 B5-3 ②		2-2 G3-2-5 ③

Inning Stats	R: 0	H: 0	E: 0	K: 0	S: 8	H: 1	LOB: 1	BB: 1	P: 18	R: 0	H: 1	E: 0	K: 3	S: 12	H: 1	LOB: 1	BB: 0	P: 15	R: 0	H: 1	E: 0	K: 1	S: 11	R: 0	H: 0	E: 0	K: 1	S: 11	R: 6	H: 7	E: 0	K: 1	S: 24	R: 1	H: 2	E: 0	K: 1	S: 13	R: 0	H: 2	E: 0	K: 0	S: 7	R: 0	H: 1	E: 0	K: 1	S: 18	R: 0	H: 1	E: 0	K: 0	S: 8	1B: 14	2B: 1	3B: 0	HR: 1	SF: 0	SAC: 0	DP: 1	HBP: 0	WP: 0	PA: 45
--------------	------	------	------	------	------	------	--------	-------	-------	------	------	------	------	-------	------	--------	-------	-------	------	------	------	------	-------	------	------	------	------	-------	------	------	------	------	-------	------	------	------	------	-------	------	------	------	------	------	------	------	------	------	-------	------	------	------	------	------	--------	-------	-------	-------	-------	--------	-------	--------	-------	--------

PITCHER																	IP	WLS	BF	H	R	ER	SO	BB	IBB	HBP	BLK	WP	HR	S	P	ERA	WHIP	
Mike Hampton, L	(1, 1)	4.1		22	8	6	6	5	1	0	0	0	1	58	89	12.46	2.077	ERA:	5.87															
Jose Lima, R	(5, 1)	2.1	W	12	5	1	1	2	0	0	0	0	0	26	36	3.86	2.143	ERA:	3.28															
Blas Minor, R	(7, 1)	0.1		1	0	0	0	0	0	0	0	0	0	2	2	0.00	0.000	ERA:																
Russ Springer, R	(8, 1)	0.1		3	1	0	0	0	1	0	0	0	0	14	22	0.00	6.000	ERA:	2.0															
Mike Magnante, L	(8, 1)	0.2		3	0	0	0	1	0	1	0	0	0	4	10	0.00	0.000	ERA:																
PITCHER																	IP	WLS	BF	H	R	ER	SO	BB	IBB	HBP	BLK	WP	HR	S	P	ERA	WHIP	
Billy Wagner, L	(9, 1)	1.0		4	1	0	0	0	1	0	0	0	0	8	16	0.00	2.000	ERA:	1.88															

Batter	1	2	3	4	5	6	7	8	9	10	AB R H RBI BB SO LOB	TOP															
Craig Biggio, R OBP: 0.382, SLG: 0.500 (1, 4)	4-1 BB SF9 G3 BB	3-2 5 G4-3 HBP		4-2 1B BB		1-1 1B			0-1 SAFE 1-2 SH1-4 1B		2 1 2 0 2 0 0																
Thomas Howard, S OBP: 0.321, SLG: 0.381 (1, 8)	1-1 G3	0-3 HBP		1-0 SAFE 1-2 1B		2-2 G4-3			0-0 SH1-4		4 0 1 0 0 1 4																
5 Jeff Bagwell, R OBP: 0.444, SLG: 0.673 (1, 3)	4-0 SF9 BB 1B IBB	2-2 G4-3		1-1 P2				2-3 HBP	4-0 IBB		3 1 0 0 2 1 4																
Luis Gonzalez, L OBP: 0.399, SLG: 0.417 (1, 7)	4-2 HBP 1B 1-2 2-3 BB	2-2 G3-1			1-1 HR			0-0 F9	1-0 P6		4 2 1 1 1 0 5																
Ray Montgomery, R OBP: 0.273, SLG: 0.306 Ramon Garcia, R (9, 1)	1-1 SF9		1-1 G5-3		2-0 1B			0-3 K	2-3 K		4 0 1 1 0 2 3 0 0 0 0 0 0 0																
Ricky Gutierrez, R OBP: 0.353, SLG: 0.385 (1, 6)	1-2 HBP 1-2 3-H 1B		2-1 G4-3		2-1 F9			2-3 HBP	0-0 F9		5 0 1 1 0 1 0																
Brad Ausmus, R OBP: 0.337, SLG: 0.404 (1, 2)	1-0 1B 1-2 2-3 HBP		0-0 P6		1-2 G5-3			3-2 G6-3	0-0 G4-3		4 0 0 0 0 0 0																
Tim Bogar, R OBP: 0.296, SLG: 0.292 (1, 5)	1-2 1-2 2-H 3-H 1B			2-3 K		2-2 G5-3		1-1 G5-3	0-3 HBP		5 0 1 1 0 2 0																
Donne Wall, R (1, 1)		4-0		0-2 F7				0-3 K	4-2 SH1-4 1B BB		2 0 0 0 1 1 0 0 0 0 0 0 0 0 0 0 0 0 0 0 0 0 0 0 0 1 0 0																
Blas Minor, R (7, 1)																											
Mike Magnante, L (8, 1)																											
Pat Listach, S OBP: 0.239, SLG: 0.175 (9, PH) (9, 9)																											
Inning Stats	R: 3 E: 0 K: 0 S: 13	H: 2 LOB: 2 BB: 3 P: 30	R: 0 E: 0 K: 1 S: 11	H: 0 LOB: 2 BB: 1 P: 22	R: 0 E: 0 K: 0 S: 5	H: 0 LOB: 0 BB: 0 P: 8	R: 0 E: 0 K: 1 S: 15	H: 1 LOB: 2 BB: 1 P: 23	R: 1 E: 0 K: 0 S: 9	H: 2 LOB: 0 BB: 0 P: 15	R: 0 E: 0 K: 1 S: 11	H: 1 LOB: 1 BB: 0 P: 16	R: 0 E: 0 K: 2 S: 9	H: 0 LOB: 0 BB: 0 P: 11	R: 0 E: 0 K: 1 S: 8	H: 0 LOB: 0 BB: 0 P: 14	R: 0 E: 0 K: 1 S: 10	H: 1 LOB: 3 BB: 2 P: 21	R: 0 E: 0 K: 1 S: 6	H: 0 LOB: 0 BB: 0 P: 6	1B: 6 2B: 0 3B: 0 HR: 1	SF: 1 SAC: 1 DP: 0 HBP: 2	WP: 0 PB: 0 SB: 0 CS: 0	PA: 44			
PITCHER	IP WLS BF H R ER SO BB IBB HBP BLK WP HR S P ERA WHIP																										
Heath Murray, L ERA: 5.4 (1, 1)	6.0	29	6	4	4	3	4	1	0	0	0	0	64	114	6.00	1.667											
Tim Worrell, R ERA: 5.34 (7, 1)	2.0	8	1	0	0	3	1	0	0	0	0	0	21	33	0.00	1.000											
Trevor Hoffman, R ERA: 2.84 (9, 1)	2.0	W 7	0	0	0	2	0	1	0	0	0	0	12	19	0.00	0.000											

Houston Astros @ San Diego Padres
Qualcomm Stadium, San Diego, CA

Sat Jun 07 1997, 10:05 PM EDT
Att. 34,763 - Unknown - 70 F

livebaseballscorecards.com

AB 33
R 4
H 7
RBI 4
BB 7
SO 8
LOB 16



Houston Astros @ San Diego Padres
Qualcomm Stadium, San Diego, CA

Sat Jun 07 1997, 10:05 PM EDT
Att. 34,763 - Unknown - 70 F

livebaseballscorecards.com

AB	38
R	5
H	13
RBI	5
BB	4
SO	7
LOB	16



WP:	0	PA:	42
PB:	0		
SB:	2		
CS:	0		

Batter	1	2	3	4	5	6	7	8	9	10	AB	R	H	RBI	BB	SO	LOB
Rickey Henderson, R OBP: 0.434, SLG: 0.338 (1, 7)	G4-6-3 1B		F9		F9-3 BB			G4-3 1B 2B		G6-3	4	1	2	0	1	0	0
Tony Gwynn, L OBP: 0.437, SLG: 0.600 (1, 9)	G4-6-3 1-2		HR		F8			G4-3		G1-3 1B BB	4	2	1	1	1	0	3
Steve Finley, L OBP: 0.337, SLG: 0.517 (1, 8)	P6		1B 2B BB		F9-3 1-2			1B		G1-3	4	1	1	1	1	0	3
Ken Caminiti, S OBP: 0.318, SLG: 0.386 (1, 5)	K		1-2 2B 1B		G4-6-3 1B			K		1B 1B IBB	4	0	2	0	1	2	2
Wally Joyner, L OBP: 0.381, SLG: 0.493 (1, 3)		HR	F8		G4-6-3 1-2f			P5		1B 1B	5	1	2	1	0	0	4
Chris Gomez, R OBP: 0.322, SLG: 0.349 (1, 6)		K	1-2 2B		K			K		1B	3	0	1	1	0	2	0
Tim Worrell, R OBP: 0.294, SLG: 0.200 (7, 1)											0	0	0	0	0	0	0
Trevor Hoffman, R OBP: 0.500, SLG: 0.500 (9, 1)											1	0	0	0	0	1	0
Scott Livingstone, L OBP: 0.250, SLG: 0.227 (10, PH)			1-2 2B							1-2 2-3 3-H	1	0	1	1	0	0	0
Quilvio Veras, S OBP: 0.320, SLG: 0.306 (1, 4)		1B			B5-3			G4-3		F7	4	0	1	0	0	0	0
John Flaherty, R OBP: 0.286, SLG: 0.318 (1, 2)		K			G5-3			G6-3 1B		1B	4	0	2	0	0	1	1
Heath Murray, L (1, 1)					G3			G6-3 1-2f		K	2	0	0	0	0	0	1
Craig Shipley, R OBP: 0.355, SLG: 0.677 (7, 6)											1	0	0	0	0	0	1
Archi Cianfrocco, R OBP: 0.356, SLG: 0.392 (8, 6)											1	0	0	0	0	1	1

Inning Stats	R: 0	H: 1	E: 0	K: 1	S: 14	P: 22	R: 1	H: 2	E: 0	K: 2	S: 13	P: 20	R: 2	H: 3	E: 0	K: 0	S: 14	P: 30	R: 0	H: 0	E: 0	K: 0	S: 6	P: 6	R: 0	H: 0	E: 0	K: 1	S: 11	P: 19	R: 0	H: 1	E: 0	K: 1	S: 6	P: 8	R: 0	H: 1	E: 0	K: 0	S: 6	P: 11	R: 1	H: 2	E: 0	K: 1	S: 10	P: 16	R: 0	H: 1	E: 0	K: 2	S: 9	P: 12	R: 1	H: 2	E: 0	K: 0	S: 9	P: 22	1B: 9	2B: 3	3B: 0	HR: 2	SF: 0	SAC: 0	DP: 3	HBP: 0	WP: 0	PA: 42
--------------	------	------	------	------	-------	-------	------	------	------	------	-------	-------	------	------	------	------	-------	-------	------	------	------	------	------	------	------	------	------	------	-------	-------	------	------	------	------	------	------	------	------	------	------	------	-------	------	------	------	------	-------	-------	------	------	------	------	------	-------	------	------	------	------	------	-------	-------	-------	-------	-------	-------	--------	-------	--------	-------	--------

PITCHER	IP	WLS	BF	H	R	ER	SO	BB	IBB	HBP	BLK	WP	HR	S	P	ERA	WHIP
Donne Wall, R ERA: 5.27 (1, 1)	6.1		26	8	3	3	4	2	0	0	0	0	2	68	113	4.26	1.579
Blas Minor, R ERA: 5.4 (7, 1)	0.2		2	1	1	1	0	0	0	0	0	0	0	3	5	13.50	1.500
Mike Magnante, L ERA: (8, 1)	1.0		4	1	0	0	1	0	0	0	0	0	0	9	14	0.00	1.000
Ramon Garcia, R ERA: 4.96 (9, 1)	1.2	L	10	3	1	1	2	1	1	0	0	0	0	18	34	5.40	2.400

PITCHER	IP	WLS	BF	H	R	ER	SO	BB	IBB	HBP	BLK	WP	HR	S	P	ERA	WHIP
---------	----	-----	----	---	---	----	----	----	-----	-----	-----	----	----	---	---	-----	------

Batter	1	2	3	4	5	6	7	8	9	AB R H RBI BB SO LOB	TOP		
Craig Biggio, R (1, 4) <small>OBP: 0.383, SLG: 0.496</small> Ricky Gutierrez, R (9, PH) <small>OBP: 0.349, SLG: 0.380</small> (9, 4)	3-2 	3-2 F9 		0-0 F8 		4-2 	2-3 		3-1 G4-3 	4 1 1 0 1 1 2 1 0 0 0 0 0 2			
Pat Listach, S (1, 6) <small>OBP: 0.243, SLG: 0.184</small>	2-0 FC6-4 	1-1 F9 			1-3 K 	0-0 		0-0 	1-1 G4-3 	6 1 2 0 0 1 3			
5 Jeff Bagwell, R (1, 3) <small>OBP: 0.446, SLG: 0.670</small> Tim Bogar, R (9, 3) <small>OBP: 0.296, SLG: 0.292</small>	2-0 		2-2 F7 		4-1 	1-2 		2-2 FC4-6 		4 1 2 2 1 0 1 0 0 0 0 0 0 0			
Luis Gonzalez, L (1, 7) <small>OBP: 0.399, SLG: 0.414</small>	0-2 		2-3 K 		2-3 	0-0 		4-2 		4 1 1 0 1 2 3			
Sean Berry, R (1, 5) <small>OBP: 0.248, SLG: 0.348</small>	0-0 		0-0 		2-2 FC6-4 		2-2 	0-2 		5 2 3 1 0 0 3			
Ray Montgomery, R (1, 9) <small>OBP: 0.267, SLG: 0.302</small> (9, 8)	1-1 SF9 		0-2 F8 		2-2 FC6-4 		2-2 	0-0 G3-1 		4 1 1 1 0 0 2			
Tony Eusebio, R (1, 2) <small>OBP: 0.323, SLG: 0.272</small>	0-1 			2-2 G6-3 		1-1 	4-1 		2-1 F8 	4 1 2 2 1 0 0			
James Mouton, R (1, 8) <small>OBP: 0.291, SLG: 0.363</small> Ken Ramos, L (9, PH) <small>OBP: 0.291, SLG: 0.363</small> (9, 9)	2-2 FC5-4 		0-0 B1-3 		2-1 	1-2 		4-2 	3 1 1 2 0 0 2 0 0 0 0 1 0 0				
Darryl Kile, R (1, 1) <small>OBP: 0.163, SLG: 0.125</small>		3-2 G5-3 		0-0 		0-1 G5-3 	0-0 G6-4-3 		2-2 	4 0 1 0 0 0 2			
Inning Stats	R: 3 H: 5 E: 0 LOB: 2 K: 0 BB: 0 S: 16 P: 26	R: 0 H: 0 E: 0 LOB: 0 K: 0 BB: 0 S: 8 P: 15	R: 1 H: 1 E: 0 LOB: 0 K: 1 BB: 0 S: 11 P: 15	R: 0 H: 1 E: 0 LOB: 1 K: 0 BB: 0 S: 6 P: 8	R: 0 H: 0 E: 0 LOB: 1 K: 2 BB: 1 S: 10 P: 19	R: 3 H: 4 E: 0 LOB: 2 K: 0 BB: 1 S: 15 P: 24	R: 2 H: 2 E: 0 LOB: 1 K: 1 BB: 1 S: 16 P: 27	R: 0 H: 1 E: 0 LOB: 2 K: 0 BB: 1 S: 12 P: 18	R: 0 H: 0 E: 0 LOB: 2 K: 0 BB: 1 S: 10 P: 22	1B: 11 SF: 1 2B: 0 SAC: 0 3B: 0 DP: 1 HR: 3 HBP: 2	WP: 1 PA: 47 PB: 0 SB: 0 CS: 0		
PITCHER	IP WLS BF H R ER SO BB IBB HBP BLK WP HR S P ERA WHIP											PITCHER	IP WLS BF H R ER SO BB IBB HBP BLK WP HR S P ERA WHIP
Fernando Valenzuela, L (1, 1) <small>ERA: 4.75</small>	5.2 L 29 10 7 7 3 2 0 0 0 1 3 62 102 11.12 2.118												
Todd Erdos, R (6, 1) <small>ERA: 10.8</small>	1.2 11 4 2 2 1 2 0 1 0 0 0 27 45 10.80 3.600												
Terry Burrows, L (8, 1) <small>ERA: 6.75</small>	1.2 7 0 0 0 0 1 0 1 0 0 0 15 27 0.00 0.600												

Houston Astros @ San Diego Padres
 Qualcomm Stadium, San Diego, CA

Sun Jun 08 1997, 6:33 AM EDT
 Att. 28,939 - Sunny - 70 F

livebaseballscorecards.com

AB	39
R	9
H	14
RBI	8
BB	5
SO	4
LOB	20



TOP

St. Louis Cardinals @ San Diego Padres
Qualcomm Stadium, San Diego, CA

AB 39
R 9
H 14
RBI 9
BB 4
SO 7
LOB 18



WP: 0 PA: 44
PB: 0
SB: 0
CS: 0

Mon Jun 09 1997, 10:05 PM EDT
Att. 13,062 - Unknown - 71 F

livebaseballscorecards.com

AB R H RBI BB SO LOB

5	1	2	0	0	1	1
5	2	3	0	0	0	2
4	2	2	3	1	0	3
0	0	0	0	0	0	0
2	0	0	0	2	2	1
0	0	0	0	0	0	0
5	1	2	3	0	1	4
4	0	1	0	1	1	2
5	1	2	2	0	0	1
5	1	1	1	0	0	3
4	1	1	0	0	2	1
0	0	0	0	0	0	0

1B: 8	SF: 0
2B: 3	SAC: 0
3B: 0	DP: 2
HR: 3	HBP: 1

Batter	1	2	3	4	5	6	7	8	9
Royce Clayton, R (1, 6) OBP: 0.303, SLG: 0.428	0-1 G4-3 HR 2B		2-3 K		1-1 HBP G3 1B		2-1 F9		0-1 P4
Delino DeShields, L (1, 4) OBP: 0.354, SLG: 0.462	0-0 G4-3		0-1 G5-4-3 1B		3-1 G3		0-1 G3 1B		1-0 2B
Ray Lankford, L (1, 8) OBP: 0.462, SLG: 0.768 Micah Franklin, S (9, 9) OBP: 0.382, SLG: 0.531	3-2 HR		1-0 G5-4-3		4-0 HBP IBB		1-1 G3		2-1 1B 2B
Ron Gant, R (1, 7) OBP: 0.330, SLG: 0.463 Mark Sweeney, L (9, 7) OBP: 0.324, SLG: 0.267	3-3 K		4-2 G4-6-3 BB		3-2 HBP		4-0 1B IBB		0-3 K
John Mabry, L (1, 9) OBP: 0.369, SLG: 0.397	2-3 K		1-1 G4-6-3		0-1 G1-3		3-2 FC6-4 1B		0-1 1B 1B
Danny Sheaffer, R (1, 5) OBP: 0.309, SLG: 0.280		4-1 G1 BB		2-2 G5-3		2-3 K		1-0 1B 1B	
Mike DiFelice, R (1, 2) OBP: 0.302, SLG: 0.390		1-2 P2			3-1 HR		2-1 P4		0-2 F8
Dmitri Young, S (1, 3) OBP: 0.336, SLG: 0.412		2-1 G1			0-0 HR		1-1 G4-3		0-1 P6
Andy Benes, R (1, 1) OBP: 0.227, SLG: 0.273 Tony Fossas, L (9, 1)		2-2 G4-3			1-3 K		3-2 G3 1B 1B		0-3 K

Inning Stats	R: 2	H: 2	E: 0	K: 2	S: 13	R: 0	H: 0	E: 0	K: 0	S: 13	R: 0	H: 1	E: 0	K: 1	S: 6	R: 0	H: 0	E: 0	K: 0	S: 8	R: 2	H: 3	E: 0	K: 1	S: 15	R: 0	H: 0	E: 0	K: 1	S: 7	R: 2	H: 3	E: 0	K: 0	S: 18	R: 0	H: 0	E: 0	K: 1	S: 8	R: 3	H: 5	E: 0	K: 1	S: 16
	LOB: 0	BB: 0	P: 21	LOB: 1	BB: 1	P: 22	LOB: 0	BB: 1	P: 9	LOB: 0	BB: 1	P: 15	LOB: 3	BB: 1	P: 29	LOB: 0	BB: 0	P: 12	LOB: 2	BB: 1	P: 33	LOB: 0	BB: 0	P: 8	LOB: 2	BB: 0	P: 25																		

PITCHER	IP	WLS	BF	H	R	ER	SO	BB	IBB	HBP	BLK	WP	HR	S	P	ERA	WHIP
Will Cunnane, R (1, 1) ERA: 5.14	4.2	L	22	6	4	4	4	2	1	1	0	0	3	53	94	7.71	1.714
Pete Smith, R (5, 1) ERA: 5.51	1.1		4	0	0	0	1	0	0	0	0	0	0	9	14	0.00	0.000
Terry Burrows, L (7, 1) ERA: 8.1	0.2		6	3	2	2	0	0	1	0	0	0	0	14	27	27.00	4.500
Tim Worrell, R (7, 1) ERA: 5.23	1.1		4	0	0	0	1	0	0	0	0	0	0	12	14	0.00	0.000
Doug Bochtler, R (9, 1) ERA: 3.41	1.0		8	5	3	3	1	0	0	0	0	0	0	16	25	27.00	5.000

Batter	1	2	3	4	5	6	7	8	9	10	11	12	AB	R	H	RBI	BB	SO	LOB	TOP				
Royce Clayton, R OBP: 0.300, SLG: 0.421 (1, 6)	G1-3		K		L9		G1-3		HR		K		6	1	1	1	0	2	4	St. Louis Cardinals @ San Diego Padres Qualcomm Stadium, San Diego, CA Tue Jun 10 1997, 10:05 PM EDT Att. 14,527 - Unknown - 71 F				
Delino DeShields, L OBP: 0.353, SLG: 0.472 (1, 4)	1B		G6-3		G3				HR		L4		6	1	2	2	0	1	3					
Ray Lankford, L OBP: 0.452, SLG: 0.744 (1, 8)	K		1B		G4-3				K		K		5	0	0	0	1	3	2					
Willie McGee, S OBP: 0.336, SLG: 0.418 John Frascatore, R (10, 1) Matt Morris, R OBP: 0.280, SLG: 0.292 Rigo Beltran, L (12, 1)	K		1B		F7				BB		G4-3		4	0	1	1	1	1	1					
John Mabry, L OBP: 0.366, SLG: 0.389 (1, 9)			1B		G4-3				BB		F8		0	0	0	0	0	0	0					
Danny Sheaffer, R OBP: 0.293, SLG: 0.264 Gary Gaetti, R OBP: 0.297, SLG: 0.385 Mike Gallego, R OBP: 0.154, SLG: 0.154 (9, 5)	K		G1-3		F8				G4-3		F8		3	0	0	0	0	1	4					
Tom Lampkin, L OBP: 0.281, SLG: 0.317 (1, 2)	FC4-6		G4-3		G4-3				1B		F8		1	0	1	0	0	0	0					
Dmitri Young, S OBP: 0.331, SLG: 0.404 (1, 3)	K		G4-3		G4-3				G4-3		F8		1	1	0	0	0	0	0					
Todd Stottlemyre, L OBP: 0.344, SLG: 0.308 Mark Svendsen, L OBP: 0.210, SLG: 0.262 Mark Pelkovsek, R OBP: 0.125, SLG: 0.125 Tony Fossas, L (8, 1) Ron Gant, R OBP: 0.326, SLG: 0.461 Dennis Eckersley, R (9, 1) Micah Franklin, S OBP: 0.400, SLG: 0.531 (10, 7)	G6-3		G6-3		G6-3				1B		BB		2	1	1	0	0	0	0					
Inning Stats	R: 0 E: 0 K: 2 S: 11	H: 1 LOB: 1 BB: 0 P: 18	R: 0 E: 0 K: 2 S: 12	H: 0 LOB: 1 BB: 1 P: 18	R: 1 E: 0 K: 1 S: 13	H: 2 LOB: 3 BB: 2 P: 29	R: 0 E: 0 K: 0 S: 9	H: 0 LOB: 0 BB: 0 P: 13	R: 0 E: 0 K: 0 S: 6	H: 0 LOB: 0 BB: 0 P: 10	R: 0 E: 0 K: 2 S: 7	H: 0 LOB: 1 BB: 1 P: 19	R: 0 E: 0 K: 0 S: 9	H: 0 LOB: 1 BB: 1 P: 16	R: 0 E: 0 K: 2 S: 6	H: 0 LOB: 0 BB: 0 P: 9	R: 0 E: 0 K: 1 S: 13	H: 1 LOB: 2 BB: 1 P: 23	R: 0 E: 0 K: 1 S: 9		H: 0 LOB: 0 BB: 0 P: 16	1B: 5 2B: 2 3B: 0 HR: 1	SF: 0 DP: 0 HBP: 0	WP: 1 PB: 1 SB: 4 CS: 0
PITCHER	IP	WLS	BF	H	R	E	SO	BB	IBB	HBP	BLK	WP	HR	S	P	ERA	WHIP							
Sean Bergman, R ERA: 4.75 (1, 1)	6.1		26	3	1	1	5	3	1	0	0	0	0	63	108	1.42	0.947							
Tim Worrell, R ERA: 5.18 (7, 1)	0.2		2	0	0	0	0	0	0	0	0	0	0	4	7	0.00	0.000							
Doug Bochtler, R ERA: 3.3 (8, 1)	1.0		4	0	0	0	2	1	0	0	0	0	0	7	16	0.00	1.000							
Trevor Hoffman, R ERA: 4.1 (9, 1)	1.0		7	4	4	4	2	0	0	0	0	1	1	23	33	36.00	4.000							
Pete Smith, R ERA: 4.91 (10, 1)	2.0		8	1	0	0	1	1	0	0	0	0	0	19	32	0.00	1.000							
PITCHER	IP	WLS	BF	H	R	E	SO	BB	IBB	HBP	BLK	WP	HR	S	P	ERA	WHIP							
Todd Erdos, R ERA: 6.75 (12, 1)	1.0		3	0	0	0	1	0	0	0	0	0	0	9	16	0.00	0.000							

AB	44
R	5
H	8
RBI	5
BB	6
SO	11
LOB	23



WP	1	PA	50
PB	1		
SB	4		
CS	0		

livebaseballscorecards.com

Batter	1	2	3	4	5	6	7	8	9	10	11	12	AB	R	H	RBI	BB	SO	LOB	BOTTOM							
Rickey Henderson, R OBP: 0.434, SLG: 0.333	3-2 G4-3		4-2 2B BB		2-0 FC4-6 1B		4-2 F9-3 BB		1-2 F8		2-3 K		4 1 1 0 2 1 3														
Tony Gwynn, L OBP: 0.442, SLG: 0.607	3-1 F8 1B 2B		1-1 G3 K 2B		2-1 FC4-6 E S 1-2 2-3		1-1 F9-3 1-2		0-0 2B		4-0 IBB		5 1 3 3 1 0 3														
Steve Finley, L OBP: 0.314, SLG: 0.481	1-1 F8 2-3		3-2 G3 2-3		2-0 SF8 3-H		0-1 F8		0-0 F9		1-2 G4-3		5 0 0 1 0 0 5														
Ken Caminiti, S OBP: 0.313, SLG: 0.371	1-1 K 3-H 1B		2-3 K 3-H		4-2 BB 1-3		2-2 PB S 1B		3-2 G6-3		0-3 K		5 0 2 1 1 2 1														
Wally Joyner, L OBP: 0.378, SLG: 0.478	2-3 K		1-2 P4 G4-3		0-0 G4-3		2-3 K 1-2		0-0 FC5-4 1B		4-1 E 1B BB		5 1 1 0 1 2 4														
Quilvio Veras, S OBP: 0.321, SLG: 0.319		3-3 K		1-0 S 1B		3-2 G5-3		2-2 G1-3 2-3		0-0 FC5-4 1-2		0-0 E8 1B 1B	6 0 2 0 0 1 2														
Chris Gomez, R OBP: 0.321, SLG: 0.344		1-0 1B		2-3 SAFE SAFE SAFE 1-2 K		0-0 G5-3		1-2 K 2B 1B		0-0 F9		0-0 1B	6 1 3 1 0 1 2														
Carlos Hernandez, R OBP: 0.265, SLG: 0.347		0-1 P6		0-1 G4-3		1-0 G5-3		0-3 K		2-2 G4-3			3 0 0 0 0 0 2														
Trey Beamon, L OBP: 0.292, SLG: 0.304		(9, PH)		G4-3		G5-3		0-0 K					1 0 0 0 0 1 1														
John Flaherty, R OBP: 0.280, SLG: 0.316		(10, 2)		G4-3		G5-3		1-2 K 2B 1B					1 0 0 0 0 0 0														
Sean Bergman, R Tim Worrell, R Scott Jungblom, L Doug Kieffer, R Trevor Hoffman, R Greg Vaughn, R Mike Smith, R Chris Jones, R Todd Ertel, R		0-3 K		0-0 FC4-6 SF8 2B		0-0 F8		0-0 K 2B 1B		2-2 2B			2 1 1 0 0 0 1 1 1 0 1 1 1 0 0 0 0 0 0 0 0 1 0 0 0 0 1 0 0 0 0 0 0 0 0 0 0 0 0 0 0 0														
Inning Stats	R: 1 E: 0 K: 13	H: 2 LOB: 1 BB: 0 P: 23	R: 0 E: 0 K: 13	H: 1 LOB: 1 BB: 0 P: 17	R: 1 E: 0 K: 15	H: 1 LOB: 0 BB: 1 P: 25	R: 0 E: 0 K: 10	H: 1 LOB: 1 BB: 0 P: 14	R: 1 E: 0 K: 8	H: 2 LOB: 2 BB: 1 P: 18	R: 0 E: 0 K: 6	H: 0 LOB: 0 BB: 0 P: 10	R: 0 E: 0 K: 12	H: 1 LOB: 1 BB: 0 P: 18	R: 2 E: 0 K: 15	H: 3 LOB: 1 BB: 0 P: 17	R: 0 E: 0 K: 6	H: 1 LOB: 1 BB: 0 P: 9	R: 0 E: 0 K: 14	H: 1 LOB: 2 BB: 1 P: 25	R: 1 E: 1 K: 6	H: 2 LOB: 2 BB: 1 P: 10	1B: 10 2B: 6 3B: 0 HR: 0	SF: 1 SAC: 0 DP: 1 HBP: 0	WP: 0 PB: 1 SB: 3 CS: 0	PA: 52	
PITCHER	IP	WLS	BF	H	R	ER	SO	BB	IBB	HBP	BLK	WP	HR	S	P	ERA	WHIP										
Todd Stottlemire, R ERA: 4.3	(1, 1)	6.0	26	7	3	3	5	2	0	0	0	0	0	65	107	4.50	1.500										
Mark Petkovsek, R ERA: 3.38	(7, 1)	1.0	3	0	0	0	0	1	0	0	0	0	0	5	10	0.00	1.000										
Tony Fossas, L ERA: 1.96	(8, 1)	1.0	4	1	0	0	1	0	0	0	0	0	0	12	18	0.00	1.000										
Dennis Eckersley, R ERA: 4.42	(9, 1)	1.0	6	3	2	2	1	0	0	0	0	0	0	15	17	18.00	3.000										
John Frascatore, R ERA: 2.51	(10, 1)	2.0	9	2	0	0	1	0	1	0	0	0	0	20	34	0.00	1.000										
PITCHER	IP	WLS	BF	H	R	ER	SO	BB	IBB	HBP	BLK	WP	HR	S	P	ERA	WHIP										
Rigo Beltran, L ERA: 3.86	(12, 1)	0.1	L	4	2	1	0	1	1	0	0	0	0	6	10	0.00	9.000										

St. Louis Cardinals @ San Diego Padres
Qualcomm Stadium, San Diego, CA
Tue Jun 10 1997, 10:05 PM EDT
Att: 14,527 - Unknown - 71 F

AB	46
R	6
H	15
RBI	6
BB	5
SO	9
LOB	24



Batter	1	2	3	4	5	6	7	8	9	AB R H RBI BB SO LOB	TOP																									
Delino DeShields, L OBP: 0.360, SLG: 0.486 (1, 4) X	0-0 F7	0-0 SH1-4		2-2 E7 SF7 2B		0-1 1B	0-0 2B			4 1 3 1 0 0 0																										
Mike Gallego, R OBP: 0.161, SLG: 0.200 (1, 5) B F M F X	1-2 G4-3 1B 2B	2-2 FC1-2 BB		3-2 SF7		1-0 F8	0-0 G5			4 1 1 1 0 0 4																										
Ray Lankford, L OBP: 0.451, SLG: 0.738 (1, 8) B X	1-0 G4-3 2-3	4-0 BB		0-2 P5			0-0 G6-3 2B 2B	1-1 G3-1		4 1 1 0 1 0 1																										
Ron Gant, R OBP: 0.326, SLG: 0.452 (1, 7) C B B B B	4-2 BB 1B BB	1-2 P6		2-3 K			3-1 G6-3 2-3	1-3 K		4 1 0 0 1 2 4																										
John Mabry, L OBP: 0.369, SLG: 0.384 (1, 9) B F B B	4-2 1B 1-2 BB		0-1 G4-3		2-2 G3		4-1 2B 3B BB	1-1 G1-3		3 1 0 0 2 0 0																										
Dmitri Young, S OBP: 0.340, SLG: 0.418 (1, 3) C B X	1-1 FC5-4 1-2 2-H 3-H 1B		0-0 G3		0-0 1B		1-2 3B 2B	3-3 K		5 1 3 3 0 1 0																										
Mike DiFelice, R OBP: 0.308, SLG: 0.395 (1, 2) S B X	1-1 FC5-4 1-2r		0-0 2B		0-2 G6-3		2-2 3B HBP	1-1 G1-3		4 1 1 0 0 0 3																										
Royce Clayton, R OBP: 0.302, SLG: 0.427 (1, 6) B B C C X		4-1 SH1-4 FC1-2 BB	0-2 G6-3		3-2 G5-3		3-2 2B 3B	0-3 K		4 1 1 3 1 1 1																										
Alan Benes, R OBP: 0.219, SLG: 0.281 (1, 1)		0-0		0-3 K		1-3 K	1-3 K			3 0 1 0 0 2 0																										
Willie McGee, S OBP: 0.333, SLG: 0.414 (7, PH)		FC1-2 SH1-4 1B								1 0 0 0 0 1 1																										
Mark Petkovsek, R OBP: 0.125, SLG: 0.125 (7, 1)										0 0 0 0 0 0 0																										
Inning Stats	R: 2 E: 0 K: 0 S: 14	H: 2 LOB: 2 BB: 2 P: 26	R: 0 E: 0 K: 0 S: 9	H: 1 LOB: 3 BB: 2 P: 20	R: 0 E: 0 K: 0 S: 7	H: 1 LOB: 1 BB: 0 P: 7	R: 1 E: 1 K: 1 S: 12	H: 1 LOB: 0 BB: 0 P: 17	R: 0 E: 0 K: 1 S: 12	H: 1 LOB: 1 BB: 0 P: 16	R: 0 E: 0 K: 1 S: 9	H: 1 LOB: 1 BB: 0 P: 14	R: 5 E: 0 K: 1 S: 20	H: 4 LOB: 1 BB: 1 P: 34	R: 0 E: 0 K: 1 S: 7	H: 0 LOB: 0 BB: 0 P: 10	R: 0 E: 0 K: 2 S: 8	H: 0 LOB: 0 BB: 0 P: 12	1B: 4 2B: 6 3B: 1 HR: 0	SF: 1 SAC: 1 DP: 0 HBP: 1	WP: 0 PB: 0 SB: 0 CS: 0	PA: 44														
PITCHER	IP WLS BF H R ER SO BB IBB HBP BLK WP HR S P ERA WHIP																																			
Joey Hamilton, R ERA: 4.76 (1, 1)	6.0		29	7	3	2	3	4	0	0	0	0	0	63	100	3.00	1.833																			
Terry Burrows, L ERA: 10.45 (7, 1)	0.1	L	4	2	3	3	0	1	0	0	0	0	0	7	15	81.00	9.000																			
Todd Erdos, R ERA: 8.31 (7, 1)	1.2		8	2	2	2	2	0	0	1	0	0	0	20	29	10.80	1.200																			
Pete Smith, R ERA: 4.66 (9, 1)	1.0		3	0	0	0	2	0	0	0	0	0	0	8	12	0.00	0.000																			

St. Louis Cardinals @ San Diego Padres
Qualcomm Stadium, San Diego, CA

Wed Jun 11 1997, 10:05 PM EDT
Att. 13,720 - Unknown - 67 F

livebaseballscorecards.com

AB	36
R	8
H	11
RBI	8
BB	5
SO	7
LOB	14



Batter	1	2	3	4	5	6	7	8	9	AB	R	H	RBI	BB	SO	LOB
Rickey Henderson, R OBP: 0.430, SLG: 0.329 Chris Jones, R OBP: 0.296, SLG: 0.460	1-3 K		2-3 K		0-3 K		3-3 K			1	0	0	0	0	1	0
Tony Gwynn, L OBP: 0.435, SLG: 0.598	1-1 G4-3		2-1 G4-3			1-2 F9	1-3 K			4	0	0	0	0	1	0
Steve Finley, L OBP: 0.308, SLG: 0.472	0-3 K			0-0 F8		1-3 K		2-0 G4-3		4	0	0	0	0	2	0
Ken Caminiti, S OBP: 0.327, SLG: 0.384		2-1 E 1B 2B		4-0 CS BB		4-2 BB 1B BB		1-1 1B		2	2	2	0	2	0	0
Wally Joyner, L OBP: 0.375, SLG: 0.469		3-3 SAFE K		3-3 K		4-0 BB 1B BB		0-0 F8		3	0	0	0	1	2	3
Quilvio Veras, S OBP: 0.321, SLG: 0.319 Terry Burrows, L OBP: 0.214, SLG: 0.192 Todd Erdos, R OBP: 0.214, SLG: 0.192 Scott Livingstone, L OBP: 0.214, SLG: 0.192 Pete Smith, R		2-3 K		1-0 G3		2-1 BB 1B		1-0 F8		3	0	1	1	0	1	1
Chris Gomez, R OBP: 0.332, SLG: 0.350		0-1 1B		2-0 S 1B HBP		4-2 BB		2-2 G6-4-3 1B		2	1	2	1	1	0	0
John Flaherty, R OBP: 0.275, SLG: 0.309		1-3 SAFE K		3-3 SAFE K		2-1 F8		0-3 K		4	0	0	0	0	3	6
Joey Hamilton, R OBP: 0.176, SLG: 0.353 Archi Cianfrocco, R OBP: 0.345, SLG: 0.379			0-3 K		1-2 1B		1-3 K		0-1 G6-4-3	2	0	1	1	0	1	0
					2-H 1B				1-2 1B	2	0	0	0	0	1	1

Inning Stats	R: 0	H: 0	E: 0	K: 2	S: 8	R: 1	H: 2	E: 1	K: 3	S: 13	R: 0	H: 0	E: 0	K: 2	S: 9	R: 0	H: 0	E: 0	K: 1	S: 6	R: 1	H: 1	E: 0	K: 2	S: 12	R: 1	H: 1	E: 0	K: 1	S: 14	R: 0	H: 0	E: 0	K: 3	S: 10	R: 0	H: 1	E: 0	K: 0	S: 5	R: 0	H: 1	E: 0	K: 1	S: 8	1B: 5	SF: 0	2B: 2	SAC: 0	3B: 0	DP: 2	HR: 0	HBP: 1	WP: 0	PA: 36
PITCHER	IP	WLS	BF	H	R	ER	SO	BB	IBB	HBP	BLK	WP	HR	S	P	ERA	WHIP																																						
Alan Benes, R ERA: 3.01	(1, 1)	6.0	W	26	4	3	3	11	4	0	0	0	0	62	107	4.50	1.333																																						
Mark Petkovsek, R ERA: 3.14	(7, 1)	3.0	S	10	2	0	0	4	0	0	0	0	0	23	34	0.00	0.667																																						

BOTTOM

St. Louis Cardinals @ San Diego Padres
Qualcomm Stadium, San Diego, CA
Wed Jun 11 1997, 10:05 PM EDT
Att: 13,720 - Unknown - 67 F

AB	31
R	3
H	6
RBI	3
BB	4
SO	15
LOB	13



WP: 0	PA: 36
PB: 0	
SB: 1	
CS: 1	
ERA	WHIP

livebaseballscorecards.com

Batter	1	2	3	4	5	6	7	8	9	AB	R	H	RBI	BB	SO	LOB
Mark McLemore, S OBP: 0.273, SLG: 0.238 (1, 4)	2-2 G5-4-3 1B	3-1 SAFE SAFE G6-3		0-0 SF8-6 1B		1-1 L4				4	1	2	0	0	0	1
Ivan Rodriguez, R OBP: 0.372, SLG: 0.542 (1, 2)	0-0 G5-4-3 HR 1B	0-2 L8		1-1 SF8-6 1B			2-2 F7			3	1	1	1	0	0	0
29 Rusty Greer, L OBP: 0.429, SLG: 0.543 (1, 7)	4-2 G5-4-3 1-2 2-3 BB		2-2 WP FC5 2B	4-1 FC6-4 BB			0-0 F8 WP 2B			2	2	2	0	2	0	0
Juan Gonzalez, R OBP: 0.295, SLG: 0.543 (1, 10)	0-0 G5-4-3 1-2f 2-3 3-H		1-1 G5-3	0-0 FC6-4			2-1 F8 2-3			4	0	0	0	0	0	5
Will Clark, L OBP: 0.454, SLG: 0.538 (1, 3)	4-2 HR BB		4-1 FC5 2-3 BB		2-0 F8		2-0 G4-3 3-H			2	1	0	0	2	0	0
Dean Palmer, R OBP: 0.304, SLG: 0.391 (1, 5)	1-0 HR		1-0 FC5 FC6-4		2-0 G4-3			1-0 G5-3		4	1	1	4	0	0	1
Mike Simms, R OBP: 0.295, SLG: 0.536 (1, 9)	0-2 HR		2-3 K		2-1 P4			0-0 G1-3		3	1	1	1	0	1	2
Warren Newson, L OBP: 0.369, SLG: 0.471 (8, 9)										1	0	0	0	0	0	0
Billy Ripken, R OBP: 0.325, SLG: 0.416 (1, 6)	3-1 G6-3		3-1 FC6-4			3-2 F9			1-1 G5-3	4	0	0	0	0	0	2
Damon Buford, R OBP: 0.288, SLG: 0.326 (1, 8)		4-2 CS BB		2-2 1B SF8-6 1B		0-0 B1-3				2	1	1	0	1	0	0

Inning Stats	R: 5	H: 4	E: 0	LOB: 0	K: 0	BB: 2	S: 17	P: 31	R: 0	H: 0	E: 0	LOB: 0	K: 0	BB: 1	S: 8	P: 15	R: 1	H: 1	E: 0	LOB: 2	K: 1	BB: 1	S: 12	P: 25	R: 1	H: 2	E: 0	LOB: 1	K: 0	BB: 0	S: 9	P: 10	R: 0	H: 0	E: 0	LOB: 0	K: 0	BB: 0	S: 4	P: 10	R: 0	H: 0	E: 0	LOB: 0	K: 0	BB: 0	S: 6	P: 10	R: 1	H: 1	E: 0	LOB: 0	K: 0	BB: 0	S: 7	P: 13	R: 0	H: 0	E: 0	LOB: 0	K: 0	BB: 0	S: 4	P: 6
--------------	------	------	------	--------	------	-------	-------	-------	------	------	------	--------	------	-------	------	-------	------	------	------	--------	------	-------	-------	-------	------	------	------	--------	------	-------	------	-------	------	------	------	--------	------	-------	------	-------	------	------	------	--------	------	-------	------	-------	------	------	------	--------	------	-------	------	-------	------	------	------	--------	------	-------	------	------

PITCHER	IP	WLS	BF	H	R	ER	SO	BB	IBB	HBP	BLK	WP	HR	S	P	ERA	WHIP
Danny Jackson, L ERA: 8.75 (1, 1)	5.0	L	25	7	7	7	1	5	0	0	0	1	2	50	97	12.60	2.400
Todd Erdos, R ERA: 7.11 (6, 1)	2.0		7	1	1	1	0	0	0	0	0	1	0	13	23	4.50	0.500
Rich Batchelor, R ERA: 4.24 (8, 1)	1.0		3	0	0	0	0	0	0	0	0	0	0	4	6	0.00	0.000

BOTTOM

San Diego Padres @ Texas Rangers
The Ballpark at Arlington, Arlington, TX

Sat Jun 14 1997, 8:05 PM EDT
Att: 44,288 - Unknown - 85 F

livebaseballscorecards.com

AB	29
R	8
H	8
RBI	6
BB	5
SO	1
LOB	11



1B: 4	SF: 1	WP: 2	PA: 35
2B: 3	SAC: 0	PB: 0	
3B: 0	DP: 2	SB: 0	
HR: 2	HBP: 0	CS: 1	

Batter	1	2	3	4	5	6	7	8	9	AB R H RBI BB SO LOB	TOP	
Rickey Henderson, R OBP: 0.430, SLG: 0.359 (1, 7)	3-2 1B 2B		1-2 G4-3	3-2 L8			1-0 G1-6-3			4 0 1 0 0 0 3		
Tony Gwynn, L OBP: 0.431, SLG: 0.585 (1, 10)	3-2 2B		1-1 G4-3		0-1 E3			0-1 L8		4 0 1 1 0 0 0		
Steve Finley, L OBP: 0.302, SLG: 0.451 (1, 8)	0-3 K		3-H 2-3 K		1-1 P3			1-2 G6-3		4 0 0 0 0 2 2		
Wally Joyner, L OBP: 0.385, SLG: 0.480 (1, 3)	4-2 BB			1-1 E6 2B	2-1 G6-4-3			1-2 G4-3		3 1 0 0 1 0 1		
Mark Sweeney, L OBP: 0.316, SLG: 0.277 (1, 9)	2-3 K			1-0 1B 2B		3-2 F7			0-1 G4-3	4 1 1 1 0 1 2		
Quilvio Veras, S OBP: 0.329, SLG: 0.335 (1, 4)		1-0 L4-6 WP 1B		1-0 1B 2B		1-1 G6-3			2-2 1B	4 1 3 1 0 0 0		
Archi Cianfrocco, R OBP: 0.331, SLG: 0.362 (1, 5) Chris Jones, R OBP: 0.303, SLG: 0.448 (9, PH)		2-3 K		0-3 K		1-2 L7			2-3 K	3 0 0 0 0 2 2 1 0 0 0 0 1 1		
Chris Gomez, R OBP: 0.323, SLG: 0.346 (1, 6)		2-2 L4-6		0-1 G5-3			0-0 L8		1-3 K	4 0 0 0 0 1 3		
John Flaherty, R OBP: 0.283, SLG: 0.332 (1, 2)			1-1 G4-3 2B	0-0 1B			1-2 G1-6-3 1B			3 1 3 1 0 0 0		
Inning Stats	R: 0 E: 0 K: 2 S: 17 H: 2 LOB: 2 BB: 1 P: 29	R: 0 E: 0 K: 1 S: 7 H: 1 LOB: 0 BB: 0 P: 12	R: 1 E: 0 K: 1 S: 10 H: 1 LOB: 0 BB: 0 P: 15	R: 3 E: 1 K: 1 S: 14 H: 3 LOB: 1 BB: 0 P: 20	R: 0 E: 1 K: 0 S: 6 H: 0 LOB: 0 BB: 0 P: 9	R: 0 E: 0 K: 0 S: 9 H: 0 LOB: 0 BB: 0 P: 14	R: 0 E: 0 K: 0 S: 5 H: 1 LOB: 0 BB: 0 P: 7	R: 0 E: 0 K: 0 S: 8 H: 0 LOB: 0 BB: 0 P: 10	R: 0 E: 0 K: 2 S: 14 H: 1 LOB: 1 BB: 0 P: 19	1B: 6 2B: 4 3B: 0 HR: 0 SF: 0 SAC: 0 DP: 3 HBP: 0	WP: 1 PB: 0 SB: 0 CS: 0 PA: 35	
PITCHER	IP WLS BF H R ER SO BB IBB HBP BLK WP HR S P ERA WHIP											
Bobby Witt, R ERA: 3.83 (1, 1)	7.0 W 28 8 4 2 5 1 0 0 0 1 0 68 106 2.57 1.286											
Ed Vosberg, L ERA: 4.91 (8, 1)	1.0 3 0 0 0 0 0 0 0 0 0 0 8 10 0.00 0.000											
John Wetteland, R ERA: 0.94 (9, 1)	1.0 S 4 1 0 0 2 0 0 0 0 0 0 14 19 0.00 1.000											

San Diego Padres @ Texas Rangers
The Ballpark at Arlington, Arlington, TX

Sun Jun 15 1997, 8:05 PM EDT
Att. 34,765 - Unknown - 87 F

livebaseballscorecards.com

AB	34
R	4
H	9
RBI	4
BB	1
SO	7
LOB	14



BOTTOM

Oakland Athletics @ San Diego Padres
Qualcomm Stadium, San Diego, CA

livebaseballscorecards.com

AB 36
R 3
H 8
RBI 3
BB 2
SO 5
LOB 19



WP: 0 PA: 38
PB: 0
SB: 0
CS: 0

ERA WHIP

ERA 3.38 WHIP 1.312
ERA 5.4
ERA 0.96
ERA 4.87

Tue Jun 17 1997, 10:05 PM EDT
Att: 22,816 - Unknown - 73 F

AB R H RBI BB SO LOB

5 1 1 0 0 0 1

5 0 2 0 0 1 1

4 1 1 1 0 0 2

3 1 1 0 1 0 2

3 0 1 1 1 0 1

4 0 1 0 0 1 4

4 0 0 1 0 1 4

4 0 1 0 0 0 3

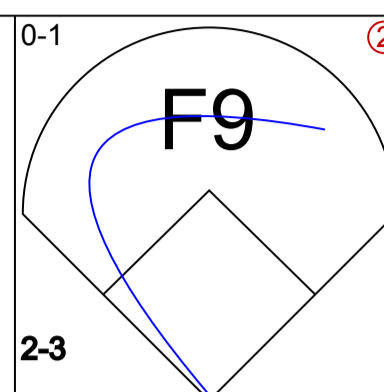
1 0 0 0 0 0 0
1 0 0 0 0 0 1
0 0 0 0 0 0 0
0 0 0 0 0 0 0
1 0 0 0 0 0 0
0 0 0 0 0 0 0
0 0 0 0 0 0 0
0 0 0 0 0 0 0
0 0 0 0 0 0 0
1 0 0 0 0 0 1

1B: 7 SF: 0
2B: 1 SAC: 0
3B: 0 DP: 1
HR: 0 HBP: 0

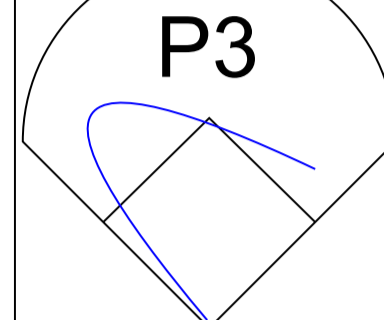
WP HR S P

WP 0 HR 0 S 4 P 94
ERA 3.38 WHIP 1.312

0-1



0-0



0-0



0-0



0-0



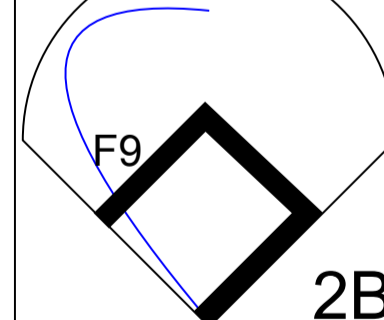
0-1



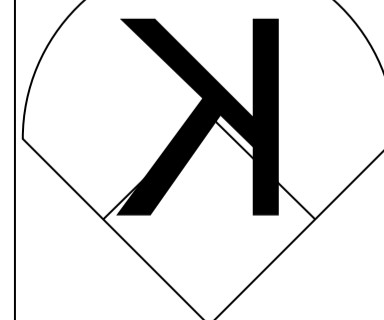
2-1



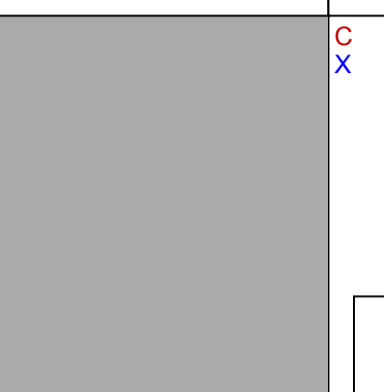
2-1



1-3



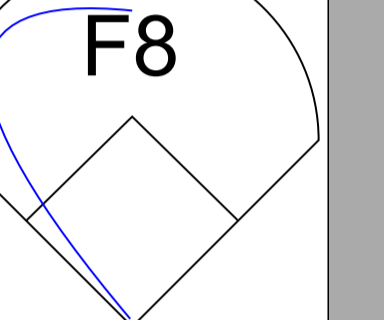
3-2



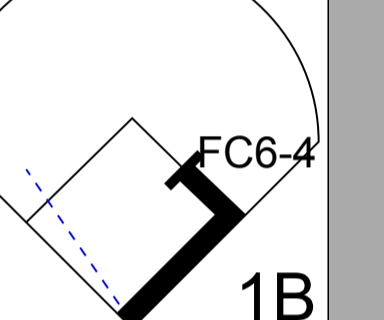
1-1



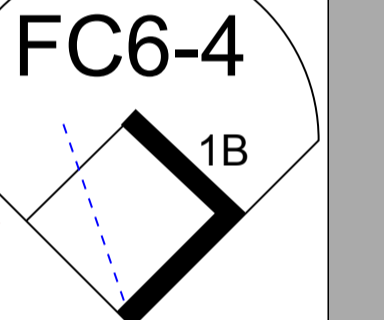
0-0



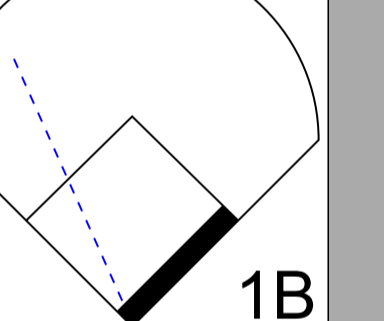
0-0



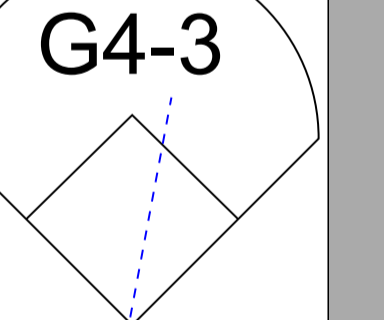
0-0




0-1




2-1



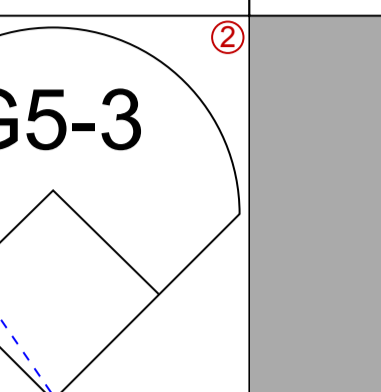
2-1



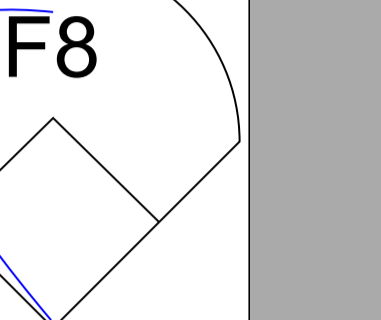
1-1




3-2




1-1




0-1




4-1



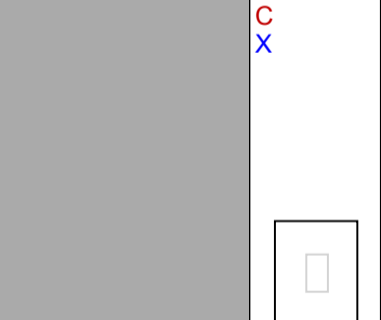
0-0



2-1



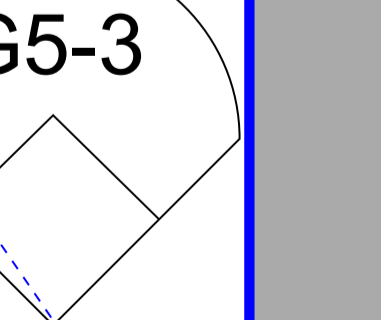
3-1



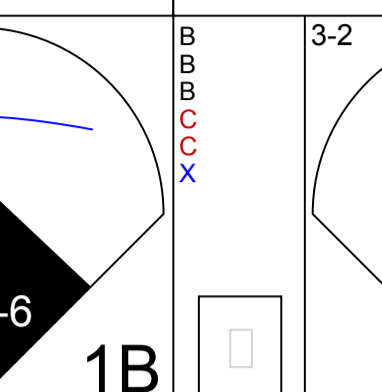
1-1



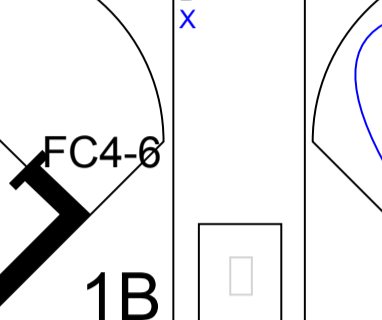
3-3



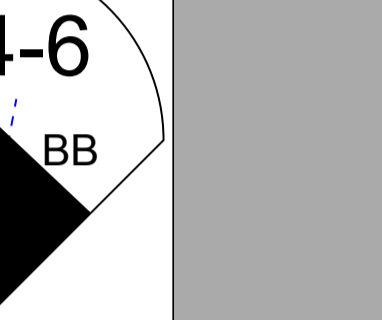
1-2



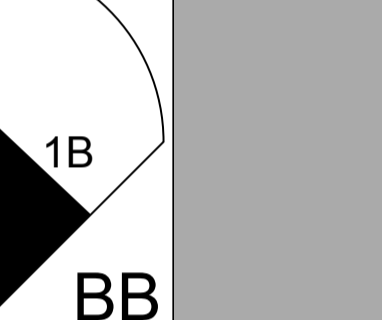
0-1



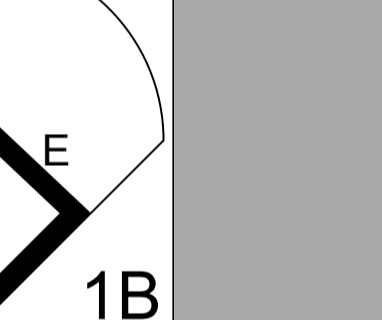
0-1



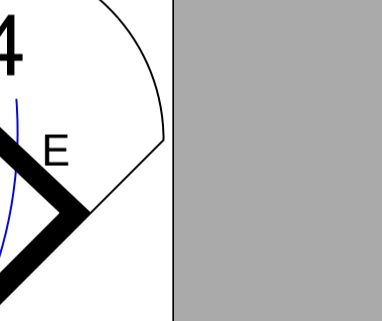
4-1



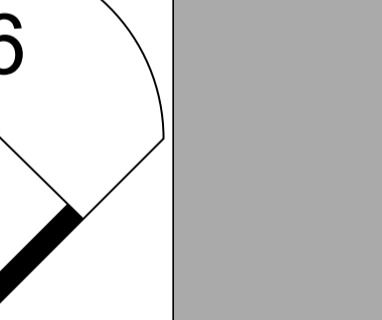
0-0



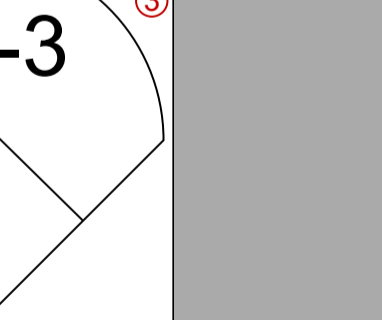
2-1



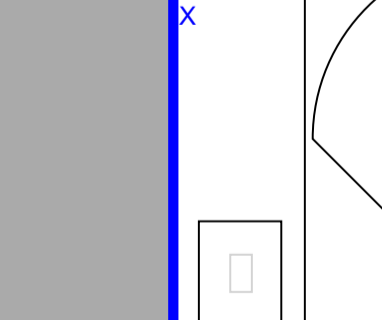
1-2



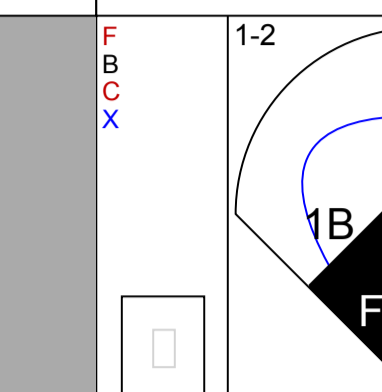
1-1



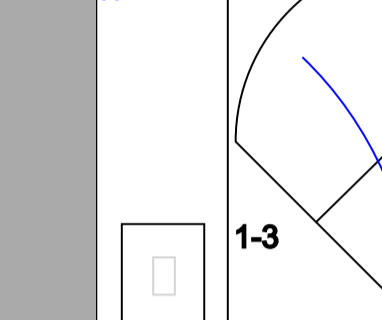
3-3



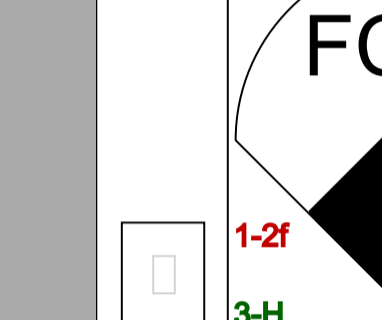
0-0



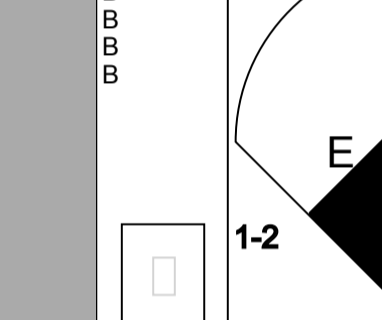
0-1



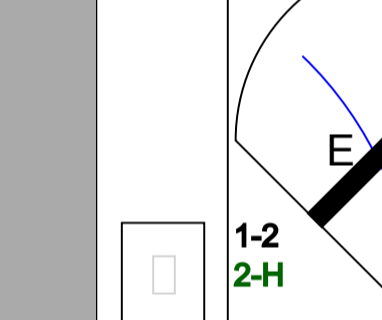
0-1



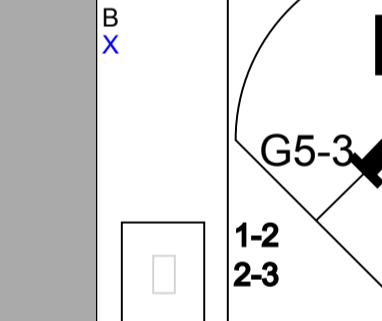
1-2



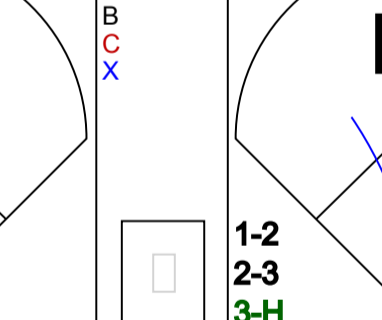
4-1



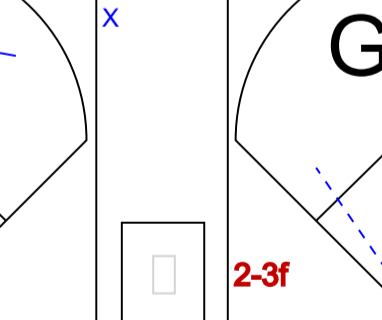
2-1



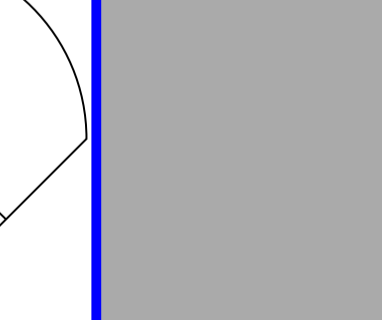
2-1



0-2



3-3



2-2



0-0



3-2



1-2



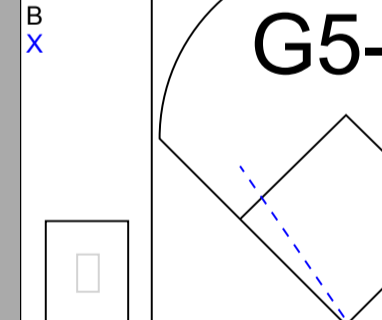
4-1



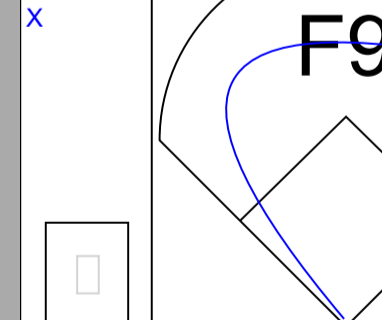
3-2



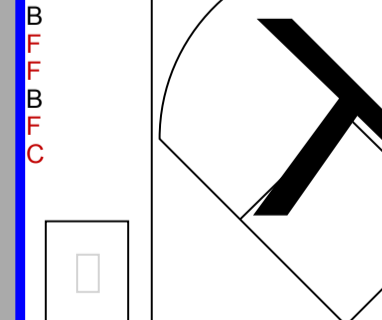
2-1




1-1



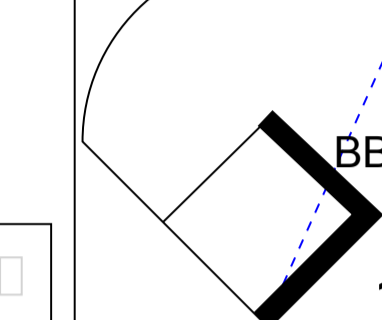
0-0



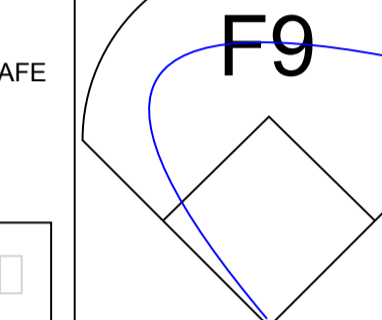
2-2



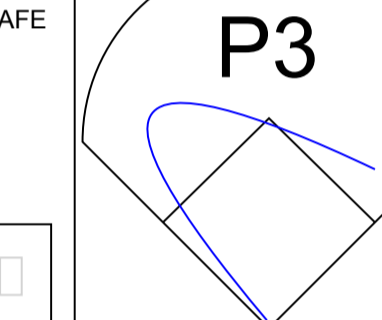
0-0



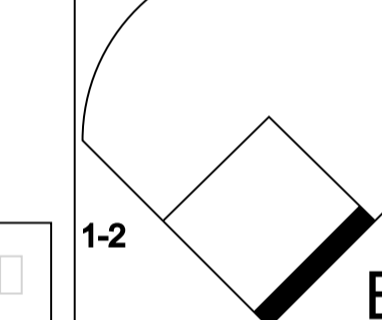
3-2



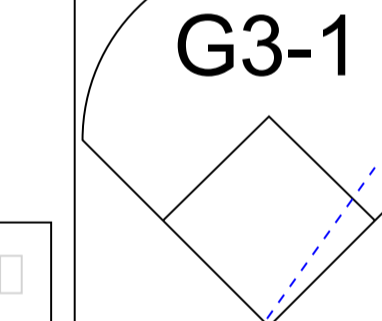
1-2



4-1



3-2



2-1



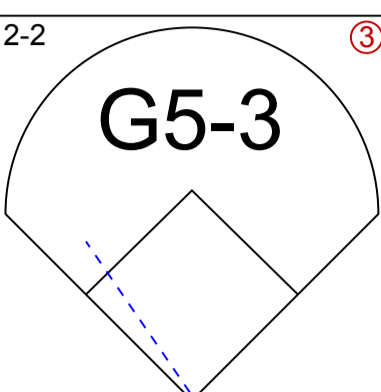
1-1



0-0



3-2



0-0



3-2



1-2



4-1



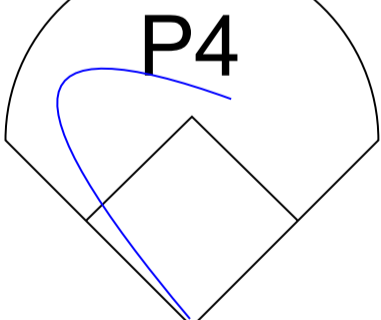
3-2



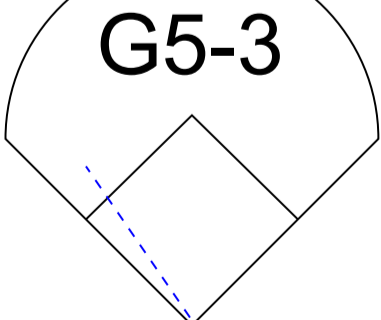
2-1



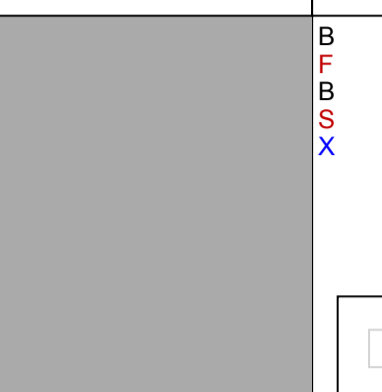
1-1



0-0



3-2



3-3



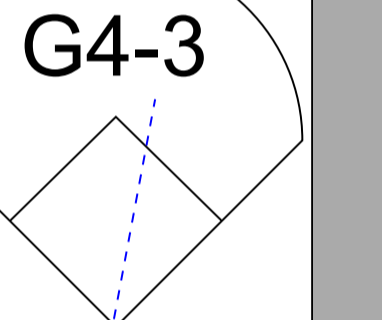
2-0



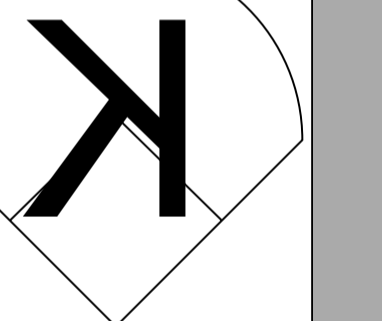
2-2



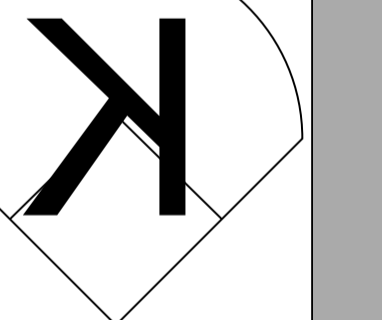
0-1



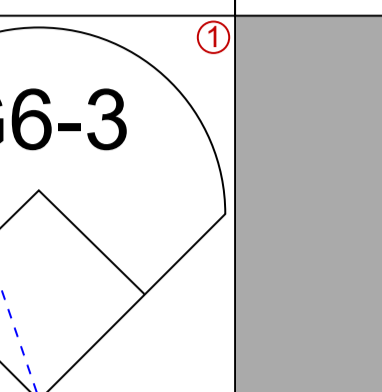
1-3



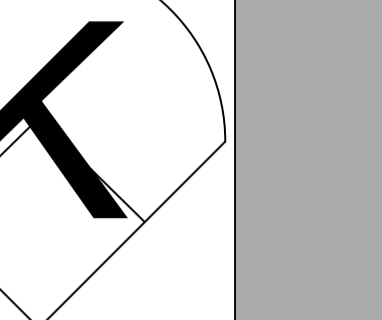
0-3



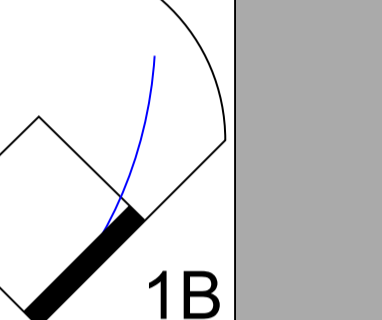
3-2



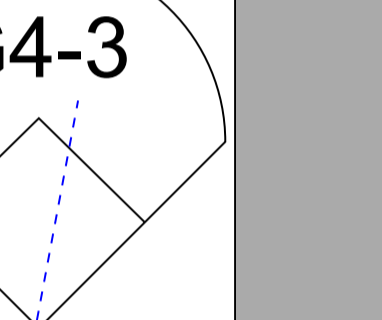
3-3




2-0



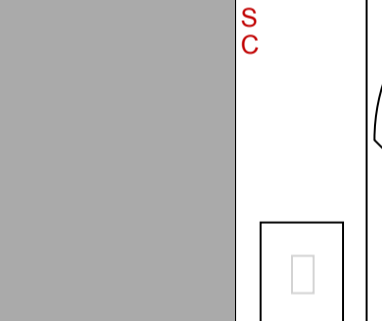
2-2



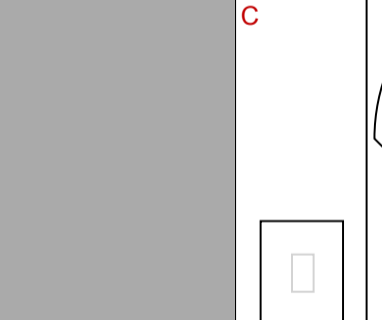
0-1



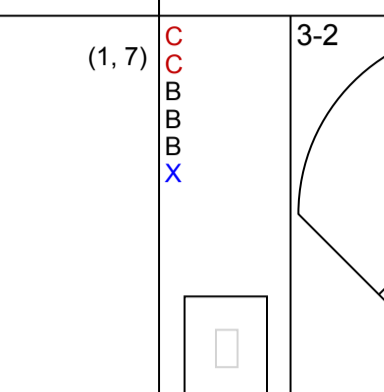
1-3



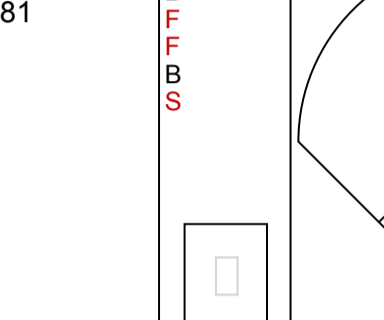
0-3



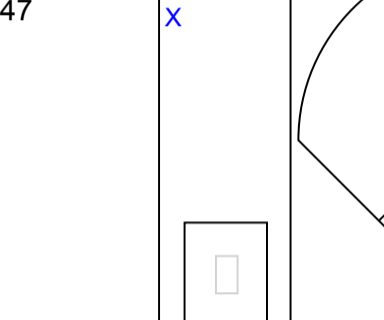
(1, 7)



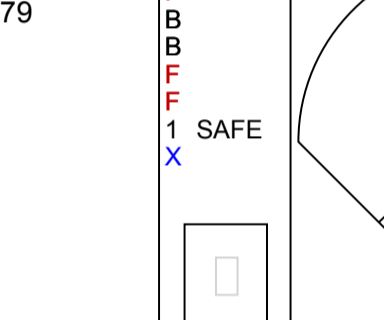
(1, 9)




(1, 8)




(1, 5)




(1, 3)




(1, 4)




(1, 6)



(1, 2)



(1, 1)



(1, 1)

IP 5.1 WLS 0 BF 23 H 5 R 3 ER 2 SO 4 BB 2 IBB 0 HBP 0 BLK 0 WP 0 HR 0 S 59 P 94 ERA 3.38 WHIP 1.312

Mike Oquist, R

(6, 1)

IP 0.0 WLS 1 BF 1 H 0 R 0 ER 0 SO 0 BB 0 IBB 0 HBP 0 BLK 0 WP 0 HR 0 S 2 P 4 ERA 5.4

Buddy Groom, L

(6, 1)

IP 0.2 WLS 2 BF 2 H 0 R 0 ER 0 SO 0 BB 0 IBB 0 HBP 0 BLK 0 WP 0 HR 0 S 4 P 8 ERA 0.00 WHIP 0.000

Dane Johnson, R

(7, 1)

IP 3.0 WLS 12 BF 12 H 3 R 0 ER 0 SO 1 BB 0 IBB 0 HBP 0 BLK 0 WP 0 HR 0 S 22 P 32 ERA 0.00 WHIP 1.000

Aaron Small, R

(1, 7)

OBP: 0.421, SLG: 0.352

Rickey Henderson, R

(1, 9)

OBP: 0.431, SLG: 0.581

Tony Gwynn, L

(1, 8)

OBP: 0.301, SLG: 0.447

Steve Finley, L

(1, 5)

OBP: 0.324, SLG: 0.379

Ken Caminiti, S

(1, 3)

OBP: 0.387, SLG: 0.478

Wally Joyner, L

(1, 4)

OBP: 0.328, SLG: 0.333

Quilvio Veras, S

(1, 6)

OBP: 0.319, SLG: 0.340

Chris Gomez, R

(1, 2)

OBP: 0.283, SLG: 0.335

John Flaherty, R

(1, 1)

OBP: 0.283, SLG: 0.335

Joey Hamilton, R

(1, 1)

Greg Vaughn, R

Pete Smith, R

Tim Worrell, R

Archi Carrasquillo, R

Heath Murray, L

Rich Batchelor, R

Doug Bochtler, R

Mark Swamey, L

IP 5.1 WLS 0 BF 23 H 5 R 3 ER 2 SO 4 BB 2 IBB 0 HBP 0 BLK 0 WP 0 HR 0 S 59 P 94 ERA 3.38 WHIP 1.312

IP 0.0 WLS 1 BF 1 H 0 R 0 ER 0 SO 0 BB 0 IBB 0 HBP 0 BLK 0 WP 0 HR 0 S 2 P 4 ERA 5.4

IP 0.2 WLS 2 BF 2 H 0 R 0 ER 0 SO 0 BB 0 IBB 0 HBP 0 BLK 0 WP 0 HR 0 S 4 P 8 ERA 0.00 WHIP 0.000

IP 3.0 WLS 12 BF 12 H 3 R 0 ER 0 SO 1 BB 0 IBB 0 HBP 0 BLK 0 WP 0 HR 0 S 22 P 32 ERA 0.00 WHIP 1.000

IP 5.1 WLS 0 BF 23 H 5 R 3 ER 2 SO 4 BB 2 IBB 0 HBP 0 BLK 0 WP 0 HR 0 S 59 P 94 ERA 3.38 WHIP 1.312

IP 0.0 WLS 1 BF 1 H 0 R 0 ER 0 SO 0 BB 0 IBB 0 HBP 0 BLK 0 WP 0 HR 0 S 2 P 4 ERA 5.4

IP 0.2 WLS 2 BF 2 H 0 R 0 ER 0 SO 0 BB 0 IBB 0 HBP 0 BLK 0 WP 0 HR 0 S 4 P 8 ERA 0.00 WHIP 0.000

IP 3.0 WLS 12 BF 12 H 3 R 0 ER 0 SO 1 BB 0 IBB 0 HBP 0 BLK 0 WP 0 HR 0 S 22 P 32 ERA 0.00 WHIP 1.000

IP 5.1 WLS 0 BF 23 H 5 R 3 ER 2 SO 4 BB 2 IBB 0 HBP 0 BLK 0 WP 0 HR 0 S 59 P 94 ERA 3.38 WHIP 1.312

Batter	1	2	3	4	5	6	7	8	9	AB	R	H	RBI	BB	SO	LOB	TOP			
Jason McDonald, S (1, 8) OBP: 0.343, SLG: 0.469	1-1 F8		1-3 K		0-1 F9		4-2 1B 1B BB	1-1 HR		4	2	1	2	1	1	0				
Dave Magadan, L (1, 5) Rafael Bourrigal, R (7, PR) OBP: 0.333, SLG: 0.311	2-3 K		1-1 L5		3-1 L7		0-1 WP 1B SF7 1B	0-1 P2		4	0	1	0	0	1	0				
Geronimo Berroa, R (1, 9) OBP: 0.389, SLG: 0.535	1-0 F8		2-0 HR 1B		2-2 F8		2-0 WP 1B		2-1 1B 2B	5	2	3	2	0	0	0				
Mark McGwire, R (1, 3) OBP: 0.385, SLG: 0.668		0-0 WP HR 2B	2-0 HR		0-0 WP 1B		3-2 SF7		4-0 SH1-4 FC5-2 IBB	3	2	3	3	1	0	0				
Jose Canseco, R (1, 7) Carlos Reyes, S (7, 1) George Williams, S (8, 2) OBP: 0.420, SLG: 0.327		3-1 HR	2-0 HR		1-3 K		4-0 IBB		1-0 FC5-2 SH1-4 1B	3	2	2	3	1	1	1				
Scott Brosius, R (1, 6) OBP: 0.243, SLG: 0.290		1-3 K	2-1 G5-3		1-0 F7		2-1 L9		0-0 SH1-4	4	0	0	0	0	1	3				
Brent Mayne, L (1, 2) Damon Mashore, R (8, PR) OBP: 0.364, SLG: 0.325		3-1 G4-3		0-0 F8		1-2 G4-3		4-0 SH1-4 HR BB	1-2 FC5-2	3	0	0	0	1	0	1				
Mark Bellhorn, S (1, 4) OBP: 0.375, SLG: 0.379		1-2 1B		2-2 P6		2-2 G4-3		1-2 SH1-4	0-0 F7	4	0	1	0	0	0	2				
Dave Telgheder, R (1, 1) Mike Mohler, R (6, 1) Dane Johnson, R (6, 1) Matt Stairs, L (7, PH) OBP: 0.436, SLG: 0.723 Billy Taylor, R (8, 1) Buddy Groom, L (9, 1)		1-3 K		2-2 G4-3		4-2 1B BB 1B		3-2 P6		2	0	0	0	0	1	1				
Inning Stats	R: 0 E: 0 K: 1 S: 6	H: 0 LOB: 0 BB: 0 P: 10	R: 2 E: 0 K: 2 S: 16	H: 3 LOB: 1 BB: 0 P: 25	R: 3 E: 0 K: 1 S: 10	H: 3 LOB: 0 BB: 0 P: 20	R: 0 E: 0 K: 0 S: 9	H: 0 LOB: 0 BB: 0 P: 13	R: 0 E: 0 K: 0 S: 7	H: 1 LOB: 1 BB: 0 P: 11	R: 3 E: 0 K: 0 S: 18	H: 2 LOB: 2 BB: 3 P: 39	R: 2 E: 0 K: 0 S: 10	H: 1 LOB: 1 BB: 1 P: 19	R: 1 E: 0 K: 0 S: 8	H: 2 LOB: 2 BB: 1 P: 16	1B: 6 2B: 2 3B: 0 HR: 4	SF: 1 SAC: 2 DP: 0 HBP: 0	WP: 3 PB: 0 SB: 0 CS: 0	PA: 44
PITCHER	IP	WLS	BF	H	R	ER	SO	BB	IBB	HBP	BLK	WP	HR	S	P	ERA	WHIP			
Will Cunnane, R (1, 1) ERA: 6.04	5.0		21	6	5	5	4	0	0	0	0	1	3	48	80	9.00	1.200			
Rich Batchelor, R (6, 1) ERA: 4.34	1.0		4	1	0	0	1	0	0	0	0	1	0	8	11	0.00	1.000			
Tim Worrell, R (7, 1) ERA: 5.5	0.1		5	2	3	3	0	2	0	0	0	0	0	12	24	81.00	12.000			
Doug Bochtler, R (7, 1) ERA: 3.18	1.0	L	5	0	1	1	0	1	1	0	0	1	0	9	23	9.00	1.000			
Trevor Hoffman, R (8, 1) ERA: 3.9	0.2		3	1	1	1	0	0	0	0	0	0	1	7	11	13.50	1.500			
PITCHER	IP	WLS	BF	H	R	ER	SO	BB	IBB	HBP	BLK	WP	HR	S	P	ERA	WHIP			
Pete Smith, R (9, 1) ERA: 4.91	1.0		6	2	1	1	0	0	1	0	0	0	0	8	16	9.00	2.000			

Oakland Athletics @ San Diego Padres
Qualcomm Stadium, San Diego, CA
Wed Jun 18 1997, 10:05 PM EDT
Att. 19,908 - Unknown - 67 F

livebaseballscorecards.com

AB	36
R	11
H	12
RBI	11
BB	5
SO	5
LOB	12



BOTTOM

Oakland Athletics @ San Diego Padres
Qualcomm Stadium, San Diego, CA
Wed Jun 18 1997, 10:05 PM EDT
Att: 19,908 - Unknown - 67 F

livebaseballscorecards.com

AB	37
R	9
H	13
RBI	8
BB	4
SO	6
LOB	15



WP:	0	PA:	42
PB:	0		
SB:	2		
CS:	1		

AB R H RBI BB SO LOB

4	1	1	1	1	0	0
5	1	2	0	0	0	2
2	0	0	0	0	0	1
2	1	0	0	1	0	3
3	1	2	1	0	1	0
0	1	0	0	0	0	0
1	0	1	1	1	0	0
5	3	3	1	0	0	3
3	0	1	1	1	1	3
4	1	1	2	0	1	2
4	0	1	1	0	1	0
0	0	0	0	0	0	0
1	0	0	0	0	0	0
1	0	0	0	0	0	0
0	0	0	0	0	0	0
0	0	0	0	0	0	0
0	0	0	0	0	0	0
1	0	1	0	0	0	0

1B:	8	SF:	0
2B:	3	SAC:	0
3B:	0	DP:	0
HR:	2	HBP:	0

IP	WLS	BF	H	R	ER	SO	BB	IBB	HBP	BLK	WP	HR	S	P	ERA	WHIP
5.0		19	5	3	3	5	1	0	0	0	0	0	14	26	4.50	1.200
0.2		5	2	3	3	1	1	0	0	0	0	0	4	9	0.00	6.000
0.1		3	2	1	0	0	0	0	0	0	0	0	11	19	9.00	2.000
1.0	W	4	2	1	1	0	0	0	0	0	0	0	15	25	5.40	2.400
1.2		9	2	1	1	0	2	0	0	0	0	0	15	25	5.40	2.400

1-1	F8	1-1		3-2	HR	3-1	F9	3-2	G4-3	4-1	G5-3	BB
1-2	PO	1-1	G6-3	3-2		4-2	F8	1-2	F8	1-1	G5-3	BB
1-1	L4	1-1		3-2	P4	4-2	1B	2-2	F8	0-1	G5-3	
3-2	PO	0-1		2-3		1-0	1B	2-1		4-2		BB
1-2		1-2	HR	0-0		1-0	1B	1-3	1B	1-2	F7	
4-2		4-2		2-0		3-3	1B	3-H		1-0	G1-3	
3-2		3-2		1-3		2-0		1-3	1B	0-0	G6-3	
1-3		1-3		0-0		1-1		1-1	E8	0-1	G6-3	
0-3		0-3		2-3		2-0		2-0	G4-3	0-0		BB

R: 0	H: 1	R: 1	H: 1	R: 1	H: 2	R: 0	H: 0	R: 4	H: 4	R: 1	H: 2	R: 0	H: 1	R: 0	H: 1
E: 0	LOB: 0	E: 0	LOB: 0	E: 0	LOB: 1	E: 0	LOB: 0	E: 1	LOB: 1	E: 0	LOB: 0	E: 0	LOB: 3	E: 0	LOB: 3
K: 0	BB: 0	K: 0	BB: 1	K: 2	BB: 0	K: 1	BB: 0	K: 0	BB: 0	K: 0	BB: 0	K: 0	BB: 2	K: 0	BB: 2
S: 9	P: 15	S: 11	P: 19	S: 12	P: 20	S: 7	P: 12	S: 18	P: 35	S: 11	P: 19	S: 5	P: 6	S: 13	P: 23

IP	WLS	BF	H	R	ER	SO	BB	IBB	HBP	BLK	WP	HR	S	P	ERA	WHIP
5.0		19	5	3	3	5	1	0	0	0	0	0	14	26	4.50	1.200
0.2		5	2	3	3	1	1	0	0	0	0	0	4	9	0.00	6.000
0.1		3	2	1	0	0	0	0	0	0	0	0	11	19	9.00	2.000
1.0	W	4	2	1	1	0	0	0	0	0	0	0	15	25	5.40	2.400
1.2		9	2	1	1	0	2	0	0	0	0	0	15	25	5.40	2.400

Batter 1 2 3 4 5 6 7 8 9

Player names and statistics for each batter, including OBP and SLG values. Includes pitch callouts like F8, G6-3, L4, PO, HR, P4, K, E8, G4-3, G5-3, F7, G1-3, G6-3, and G5-3. Includes strikeout (SO) and left on base (LOB) counts.

Inning Stats


PITCHER	IP	WLS	BF	H	R	ER	SO	BB	IBB	HBP	BLK	WP	HR	S	P	ERA	WHIP
Dave Telgheder, R	(1, 1)		19	5	3	3	5	1	0	0	0	0	0	14	26	4.50	1.200
Mike Mohler, L	(6, 1)		5	2	3	3	1	1	0	0	0	0	0	4	9	0.00	6.000
Dane Johnson, R	(6, 1)		3	2	1	0	0	0	0	0	0	0	0	11	19	9.00	2.000
Carlos Reyes, R	(7, 1)		4	2	1	1	0	0	0	0	0	0	0	15	25	5.40	2.400
Billy Taylor, R	(8, 1)		9	2	1	1	0	2	0	0	0	0	0	15	25	5.40	2.400

Batter	1	2	3	4	5	6	7	8	9	AB R H RBI BB SO LOB	TOP											
Eric Young Sr. R (1, 4) OBP: 0.384, SLG: 0.429	2-3 K		0-2 HR 2B		1-0 SH5-3		4-2 BB		0-0 SH3-4	2 1 1 2 1 1 0												
Ellis Burks, R (1, 8) Quinton McCracken, S (5, 8) OBP: 0.337, SLG: 0.533 OBP: 0.386, SLG: 0.410	1-1 FC4-6 1B		3-1 G5-3		0-0 E 1B		1-1 F7		2-1 F8	3 1 2 0 0 0 2 2 0 0 0 0 0 4												
Larry Walker, L (1, 9) OBP: 0.508, SLG: 0.767	2-1 FC4-6 CS 1-2f		3-3 K		2-1 E9 2B		1-0 G4-3		2-2 1B 2H 3H	5 0 2 3 0 1 5												
Andres Galarraga, R (1, 3) OBP: 0.411, SLG: 0.625	2-2 CS 1-2	3-1 P3	1-0 HR 2H 3H		2-3 K			0-1 G6-4-3 1B	1-1 1B 1-3	5 1 3 3 0 1 1												
Dante Bichette, R (1, 7) OBP: 0.341, SLG: 0.469		3-1 F7	0-0 F9			2-2 FC5-3 2B		2-0 G6-4-3 1-2f	1-1 G6-3	5 0 1 0 0 0 3												
Vinny Castilla, R (1, 5) OBP: 0.368, SLG: 0.561		0-0 G5-3		0-1 G6-3		1-1 FC5-3 2-3		0-0 2B		4 0 1 0 0 0 1												
Kirt Manwaring, R (1, 2) OBP: 0.323, SLG: 0.312			1-1 E 1B 2B 1B		1-1 F7		2-2 F9		2-2 P4	4 1 1 0 0 0 1												
Walt Weiss, S (1, 6) OBP: 0.357, SLG: 0.357			0-0 E 2B 1B		0-2 G5-3		4-2 G3 BB		2-2 SH3-4 BB 1B	3 2 2 0 1 0 0												
Roger Bailey, R (1, 1) John Vander Wal, L (7, PH) Mike Munoz, L (7, 1) Jerry Dipoto, R (7, 1) Harvey Pulliam, R (9, PH) Curt Leskanic, R (9, 1)			0-1 E1 2B HR		4-2 SH5-3 1B BB		0-0 G3		4-2 SH3-4 BB 1B	1 1 0 0 1 0 2 1 0 0 0 0 0 1 0 0 0 0 0 0 0 0 0 0 0 0 0 0 0 1 0 0 1 0 0 0 0 0 0 0 0 0												
Inning Stats	R: 0 E: 0 K: 1 S: 9	H: 1 LOB: 0 BB: 0 P: 16	R: 0 E: 0 K: 0 S: 5	H: 0 LOB: 0 BB: 0 P: 11	R: 5 E: 1 K: 1 S: 15	H: 4 LOB: 0 BB: 0 P: 23	R: 0 E: 0 K: 0 S: 7	H: 0 LOB: 0 BB: 0 P: 8	R: 1 E: 1 K: 1 S: 9	H: 2 LOB: 1 BB: 1 P: 18	R: 0 E: 0 K: 0 S: 8	H: 1 LOB: 0 BB: 0 P: 13	R: 0 E: 0 K: 0 S: 11	H: 0 LOB: 2 BB: 2 P: 21	R: 0 E: 0 K: 0 S: 7	H: 2 LOB: 1 BB: 0 P: 11	R: 2 E: 0 K: 0 S: 18	H: 3 LOB: 2 BB: 1 P: 30	1B: 8 2B: 5 3B: 0 HR: 1	SF: 0 SAC: 2 DP: 2 HBP: 0	WP: 0 PB: 0 SB: 0 CS: 1	PA: 42
PITCHER	IP WLS BF H R ER SO BB IBB HBP BLK WP HR S P ERA WHIP																				PITCHER	IP WLS BF H R ER SO BB IBB HBP BLK WP HR S P ERA WHIP
Danny Jackson, L (1, 1) ERA: 7.58	6.0 L 25 8 6 2 3 1 0 0 0 0 1 53 89 3.00 1.500																					
Pete Smith, R (7, 1) ERA: 4.85	0.1 3 0 0 0 0 0 2 0 0 0 0 0 8 16 0.00 6.000																					
Heath Murray, L (7, 1) ERA: 6.91	2.2 13 5 2 2 0 0 1 0 0 0 0 0 28 46 6.75 2.250																					

Colorado Rockies @ San Diego Padres
Qualcomm Stadium, San Diego, CA
Thu Jun 19 1997, 6:33 AM EDT
Att. 19,146 - Sunny - 71 F

livebaseballscorecards.com

AB	35
R	8
H	13
RBI	8
BB	4
SO	3
LOB	20



Batter	1	2	3	4	5	6	7	8	9	AB	R	H	RBI	BB	SO	LOB
Rickey Henderson, R (1, 9) OBP: 0.427, SLG: 0.374	4-2 1B S 1B BB	0-2 G4-6-3 1-2f		4-2 FC4-6 BB		0-0 WP S 2-H 1B			1-2 G6-3	3	1	1	1	2	0	1
Quilvio Veras, S (1, 4) OBP: 0.331, SLG: 0.341	1-1 F7		1-0 2B HBP 1B	3-1 FC4-6 1-2f 2-3		3-2 G3-1 1-3			0-2 2B	5	1	2	0	0	0	4
Steve Finley, L (1, 8) OBP: 0.305, SLG: 0.454	2-1 F7		0-0 HBP 1-3 2B	2-1 G3					1-1 P4	5	0	1	0	0	0	4
Wally Joyner, L (1, 3) OBP: 0.392, SLG: 0.481	1-2 BB 1-3 1B		1-2 P6		1-1 F8				0-0 G6-4-3 1B	4	1	2	0	0	0	2
Greg Vaughn, R (1, 7) OBP: 0.295, SLG: 0.361	4-2 1B 1-2 BB		4-2 HBP BB	3-1 P5					0-2 G6-4-3 1-2f	2	0	0	0	2	0	1
Archi Cianfrocco, R (1, 5) OBP: 0.342, SLG: 0.370	0-0 FC5-4 1-3 2-H 3-H 1B		3-2 G5-4-3 HBP	1-1 G6-3					3-3 K	3	0	1	3	0	1	0
Chris Gomez, R (1, 6) OBP: 0.317, SLG: 0.341	1-0 FC5-4 1-2f		0-0 G5-4-3 1-2f	2-1 1B 2B					2-2 P3	4	1	1	0	0	0	5
John Flaherty, R (1, 2) OBP: 0.289, SLG: 0.346			0-0 FC5-6 2B	0-0 FC4-6 G4-3 1B					2-2 G5-3	4	0	2	0	0	1	1
Danny Jackson, R (1, 1) OBP: 0.111, SLG: 0.111			0-0 FC5-6	0-1 G4-3					2-3 K	2	0	0	0	0	0	2
Mark Sweeney, L (6, PH) OBP: 0.304, SLG: 0.265																
Pete Smith, R (7, 1)																
Heath Murray, L (7, 1)																
Chris Jones, R (9, PH) OBP: 0.300, SLG: 0.429									1-2 G3	1	0	0	0	0	0	0

Inning Stats	R: 2	H: 2	E: 0	K: 16	S: 16	LOB: 2	BB: 29	P: 2	R: 0	H: 1	E: 0	K: 5	S: 5	LOB: 0	BB: 0	P: 5	R: 1	H: 2	E: 0	K: 13	S: 13	LOB: 2	BB: 1	P: 22	R: 0	H: 1	E: 0	K: 10	S: 10	LOB: 2	BB: 1	P: 19	R: 0	H: 0	E: 0	K: 6	S: 6	LOB: 0	BB: 0	P: 11	R: 1	H: 2	E: 0	K: 14	S: 14	LOB: 1	BB: 0	P: 22	R: 0	H: 1	E: 0	K: 10	S: 6	LOB: 0	BB: 0	P: 8	R: 0	H: 0	E: 0	K: 10	S: 10	LOB: 0	BB: 0	P: 17	R: 0	H: 1	E: 0	K: 2	S: 10	LOB: 0	BB: 0	P: 15	R: 0	H: 1	E: 0	K: 12	S: 12	LOB: 1	BB: 0	P: 15	1B: 6	SF: 0	2B: 4	SAC: 0	3B: 0	DP: 3	HR: 0	HBP: 1	WP: 1	PA: 39
--------------	------	------	------	-------	-------	--------	--------	------	------	------	------	------	------	--------	-------	------	------	------	------	-------	-------	--------	-------	-------	------	------	------	-------	-------	--------	-------	-------	------	------	------	------	------	--------	-------	-------	------	------	------	-------	-------	--------	-------	-------	------	------	------	-------	------	--------	-------	------	------	------	------	-------	-------	--------	-------	-------	------	------	------	------	-------	--------	-------	-------	------	------	------	-------	-------	--------	-------	-------	-------	-------	-------	--------	-------	-------	-------	--------	-------	--------

PITCHER	IP	WLS	BF	H	R	ER	SO	BB	IBB	HBP	BLK	WP	HR	S	P	ERA	WHIP
Roger Bailey, R (1, 1) ERA: 3.27	6.0		29	8	4	4	1	4	0	1	0	1	0	64	108	6.00	2.000
Mike Munoz, L (7, 1) ERA: 4.98	0.1		2	1	0	0	0	0	0	0	0	0	0	3	5	0.00	3.000
Jerry Dipoto, R (7, 1) ERA: 6.25	1.2		4	0	0	0	2	0	0	0	0	0	0	13	20	0.00	0.000
Curt Leskanic, R (9, 1) ERA: 4.73	1.0		4	1	0	0	0	0	0	0	0	0	0	12	15	0.00	1.000


BOTTOM

Colorado Rockies @ San Diego Padres
Qualcomm Stadium, San Diego, CA

Thu Jun 19 1997, 6:33 AM EDT
Att: 19,146 - Sunny - 71 F

AB	34
R	4
H	10
RBI	4
BB	4
SO	3
LOB	21

livebaseballscorecards.com



Batter	1	2	3	4	5	6	7	8	9	AB R H RBI BB SO LOB	TOP											
Eric Young Sr. R (1, 4) OBP: 0.382, SLG: 0.430	1-1 G6-3			0-1 G5-3	0-1 F9			1-1 SH1-4 FC1 2B		4 0 1 0 0 0 1												
Neff Perez, S (1, 6) OBP: 0.333, SLG: 1.333	0-0 G6-3			0-1 HR		0-0 L1		0-0 SH1-4		3 1 1 1 0 0 0												
Larry Walker, L (1, 9) OBP: 0.508, SLG: 0.762	2-2 G4-3			2-2 S 2B 1B		3-3 K		4-0 FC1 S IBB		3 1 1 0 0 1 0												
Andres Galarraga, R (1, 3) OBP: 0.412, SLG: 0.624		2-1 CS 1B		2-3 K		0-0 E9 1B		3-2 FC1		4 0 2 0 0 1 3												
Dante Bichette, R (1, 7) OBP: 0.339, SLG: 0.469		3-3 SAFE SAFE SAFE 1B		0-2 2B		1-0 F7		3-2 G6-3		4 0 1 1 0 1 4												
Vinny Castilla, R (1, 5) OBP: 0.363, SLG: 0.553		1-2 P6		0-0 G5-3			0-1 L6		0-0 G5-3	4 0 0 0 0 0 1												
Jeff Reed, L (1, 2) OBP: 0.377, SLG: 0.515			2-2 L4-6 G4-3 1B		2-0 G6-3		1-1 F7		1-2 P4	4 0 1 0 0 0 0												
Quinton McCracken, S (1, 8) OBP: 0.382, SLG: 0.413			2-0 G4-3		2-1 G4-3		1-1 2B		1-3 K	4 0 1 0 0 1 1												
John Burke, S (1, 1) OBP: 0.167, SLG: 0.167			0-2 L4-6		0-1 1B		2-3 K			2 0 1 0 0 0 1												
John Vander Wal, L (7, PH) OBP: 0.250, SLG: 0.176										1 0 0 0 0 0 1 1												
Steve Reed, R (7, 1)										0 0 0 0 0 0 0 0												
Mike Munoz, L (8, 1)										0 0 0 0 0 0 0 0												
Mike DeJean, R (8, 1) OBP: 0.500, SLG: 1.000										0 0 0 0 0 0 0 0												
Jerry Dipoto, R (8, 1) OBP: 0.143, SLG: 0.143										0 0 0 0 0 0 0 0												
Inning Stats	R: 0 E: 0 K: 0 S: 6	H: 0 LOB: 0 BB: 0 P: 9	R: 0 E: 0 K: 1 S: 11	H: 1 LOB: 0 BB: 0 P: 17	R: 0 E: 0 K: 0 S: 8	H: 1 LOB: 0 BB: 0 P: 12	R: 2 E: 0 K: 1 S: 15	H: 3 LOB: 1 BB: 0 P: 19	R: 0 E: 0 K: 0 S: 7	H: 1 LOB: 1 BB: 0 P: 11	R: 0 E: 1 K: 1 S: 6	H: 1 LOB: 1 BB: 0 P: 10	R: 0 E: 0 K: 1 S: 9	H: 1 LOB: 1 BB: 0 P: 13	R: 0 E: 0 K: 0 S: 9	H: 1 LOB: 2 BB: 1 P: 20	R: 0 E: 0 K: 1 S: 9	H: 0 LOB: 0 BB: 0 P: 11	1B: 5 2B: 4 3B: 0 HR: 1	SF: 0 SAC: 1 DP: 1 HBP: 0	WP: 0 PB: 0 SB: 2 CS: 1	PA: 35
PITCHER	IP WLS BF H R ER SO BB IBB HBP BLK WP HR S P ERA WHIP																					
Andy Ashby, R (1, 1) ERA: 2.95	8.0 W 32 9 2 2 4 0 1 0 0 0 0 1 71 111 2.25 1.125																					
Trevor Hoffman, R (9, 1) ERA: 3.77	1.0 S 3 0 0 0 1 0 0 0 0 0 0 0 9 11 0.00 0.000																					

Colorado Rockies @ San Diego Padres
Qualcomm Stadium, San Diego, CA

AB	33
R	2
H	9
RBI	2
BB	1
SO	5
LOB	12



Fri Jun 20 1997, 10:05 PM EDT
Att. 20,602 - Unknown - 72 F

livebaseballscorecards.com

Batter	1	2	3	4	5	6	7	8	9
Rickey Henderson, R (1, 9) Trevor Hoffman, R (9, 1)	1-1 G6-3		2-2 1B		2-1 G6-3		4-2 BB	4-2 BB	
Quilvio Veras, S (1, 4) Jorge Velandia, R (6, 4)	2-1 1B		2-2 F7		1-0 F7		1-3 K	1-3 K	
Steve Finley, L (1, 8)	3-2 F8		2-2 P5			2-2 HR		1-1 G4-3	
Wally Joyner, L (1, 3)	0-0 P6			1-0 FC6-4 1B G6-3 1B		0-0 F9		1-1 2B 1B	
Greg Vaughn, R (1, 7)		1-1 L6		1-1 FC6-4 1B		1-2 1B		1-0 2B 1B	
Archi Cianfrocco, R (1, 5)		0-1 F8 2B		1-0 FC6-4 S		0-3 K		2-0 SF8 1B	
Chris Gomez, R (1, 6)		0-0 F8 2-3		1-2 G6-3		1-0 F9		4-0 BB 1B IBB	
John Flaherty, R (1, 2) Mark Sweeney, L (8, PH) Carlos Hernandez, R (9, 2)		1-1 P3		2-3 K			0-0 P5	1-1 SF8	
Andy Ashby, R (1, 1) Chris Jones, R (8, PH)			2-1 F8		1-0 P3		1-2 G4-3	1-1 BB 1B	

Inning Stats	R: 0 E: 0 K: 9	H: 1 LOB: 1 BB: 0 P: 15	R: 0 E: 0 K: 7 S: 7	H: 1 LOB: 1 BB: 0 P: 9	R: 0 E: 0 K: 13 S: 13	H: 1 LOB: 1 BB: 0 P: 21	R: 1 E: 0 K: 11 S: 11	H: 2 LOB: 1 BB: 0 P: 17	R: 0 E: 0 K: 4 S: 4	H: 0 LOB: 0 BB: 0 P: 8	R: 1 E: 0 K: 11 S: 11	H: 2 LOB: 1 BB: 0 P: 15	R: 0 E: 0 K: 10 S: 10	H: 0 LOB: 1 BB: 1 P: 16	R: 3 E: 0 K: 15 S: 15	H: 4 LOB: 3 BB: 2 P: 31
--------------	----------------------	----------------------------------	------------------------------	---------------------------------	--------------------------------	----------------------------------	--------------------------------	----------------------------------	------------------------------	---------------------------------	--------------------------------	----------------------------------	--------------------------------	----------------------------------	--------------------------------	----------------------------------

PITCHER	IP	WLS	BF	H	R	ER	SO	BB	IBB	HBP	BLK	WP	HR	S	P	ERA	WHIP
John Burke, R (1, 1) ERA: 5.9	6.0		25	7	2	2	2	0	0	0	0	0	1	55	85	3.00	1.167
Steve Reed, R (7, 1) ERA: 4.65	1.0		4	0	0	0	1	1	0	0	0	0	0	10	16	0.00	1.000
Mike Munoz, L (8, 1) ERA: 5.32	0.1	L	2	1	1	1	0	0	0	0	0	0	0	4	6	27.00	3.000
Mike DeJean, R (8, 1) ERA: 4.25	0.1		6	3	2	2	0	1	1	0	0	0	0	8	21	54.00	12.000
Jerry Dipoto, R (8, 1) ERA: 6.2	0.1		1	0	0	0	1	0	0	0	0	0	0	3	4	0.00	0.000

BOTTOM


Colorado Rockies @ San Diego Padres
Qualcomm Stadium, San Diego, CA

Fri Jun 20 1997, 10:05 PM EDT
Att: 20,602 - Unknown - 72 F

AB	R	H	RBI	BB	SO	LOB
3	0	1	0	2	0	0
0	0	0	0	0	0	0
3	0	1	0	0	0	1
2	0	0	0	0	2	4
4	1	1	1	0	0	2
4	2	2	0	0	0	1
4	1	3	0	0	0	0
4	1	2	1	0	1	3
3	0	0	1	1	0	3
3	0	0	0	0	1	2
0	0	0	1	0	0	0
0	0	0	0	0	0	0
3	0	0	0	0	0	0
1	0	1	1	0	0	0

AB	34
R	5
H	11
RBI	5
BB	3
SO	4
LOB	16

WP: 0 PA: 38
PB: 0
SB: 3
CS: 0



PITCHER	IP	WLS	BF	H	R	ER	SO	BB	IBB	HBP	BLK	WP	HR	S	P	ERA	WHIP
---------	----	-----	----	---	---	----	----	----	-----	-----	-----	----	----	---	---	-----	------

Batter	1	2	3	4	5	6	7	8	9	AB R H RBI BB SO LOB	TOP											
Eric Young Sr. R (1, 4) OBP: 0.383, SLG: 0.447	1-1 E4 3B		1-0 1-H HR		0-2 G5-3	1 SAFE 1-3 K		2-0 F9		5 2 2 2 0 1 2												
Quinton McCracken, S (1, 8) OBP: 0.370, SLG: 0.399	1-0 G1-3		2-1 G6-3		3-1 G3		3-2 G3		1-3 K	5 0 0 0 0 1 0												
Larry Walker, L (1, 9) OBP: 0.506, SLG: 0.766	2-2 G3		3-2 G4-3		1-1 HR 1B		0-0 F8		0-2 HR	5 2 2 1 0 0 0												
Andres Galarraga, R (1, 3) OBP: 0.418, SLG: 0.638	2-2 1B		0-2 1B		1-0 1-H HR		3-1 G6-3		1-2 1B 1B	5 2 4 2 0 0 0												
Dante Bichette, R (1, 7) Curt Leskanic, R (9, 1) OBP: 0.340, SLG: 0.468	1 SAFE 2-3 K		0-0 G5-3		1-1 WP 1B			1-3 K2-3	1-1 1B 1B	5 0 2 0 0 2 2 0 0 0 0 0 0 0												
Vinny Castilla, R (1, 5) OBP: 0.360, SLG: 0.546		2-2 G5-3		1-0 G5-3	1 SAFE 1-1 F7			1-1 G6-3	0-0 G6-4-3 1B	5 0 1 1 0 0 1												
Kirt Manwaring, R (1, 2) OBP: 0.325, SLG: 0.310		1-1 F8		2-2 G1-3 1B		0-0 G3		4-2 1B BB	0-1 G6-4-3 1-2f	4 1 1 0 1 0 2	AB 42 R 9 H 16 RBI 8 BB 1 SO 5 LOB 10											
Walt Weiss, S (1, 6) OBP: 0.359, SLG: 0.360		1-0 F8		2-1 G1-3		0-0 1B		3-2 1B E		4 1 2 0 0 0 1												
Bryan Rekar, R (1, 1) Steve Reed, R (6, 1) Bruce Ruffin, S (7, 1) John Vander Wal, L (8, PH) Mike DeJean, R (8, 1) Mike Munoz, L (8, 1) Harvey Pulliam, R (9, 7) OBP: 0.333, SLG: 0.333 OBP: 0.283, SLG: 0.272 OBP: 0.500, SLG: 1.000			1-1 HR 1B		0-0 G5-3		2-3 K	0-0 E8 1-H 2-H 2B		3 1 1 0 0 1 2 0 0 0 0 0 0 0 0 0 0 0 0 0 0 1 0 1 2 0												
Inning Stats	R: 1 E: 1 K: 1 S: 12	H: 2 LOB: 1 BB: 0 P: 20	R: 0 E: 0 K: 0 S: 6	H: 0 LOB: 0 BB: 0 P: 10	R: 2 E: 0 K: 0 S: 12	H: 3 LOB: 1 BB: 0 P: 19	R: 0 E: 0 K: 0 S: 7	H: 1 LOB: 1 BB: 0 P: 12	R: 2 E: 0 K: 0 S: 12	H: 3 LOB: 1 BB: 0 P: 19	R: 0 E: 0 K: 2 S: 8	H: 1 LOB: 1 BB: 0 P: 11	R: 0 E: 0 K: 0 S: 9	H: 0 LOB: 0 BB: 0 P: 15	R: 2 E: 1 K: 1 S: 14	H: 2 LOB: 1 BB: 1 P: 25	R: 2 E: 0 K: 1 S: 15	H: 4 LOB: 1 BB: 0 P: 18	1B: 11 2B: 1 3B: 1 HR: 3	SF: 0 SAC: 0 DP: 1 HBP: 0	WP: 1 PB: 0 SB: 0 CS: 0	PA: 43
PITCHER	IP WLS BF H R ER SO BB IBB HBP BLK WP HR S P ERA WHIP																					
Sean Bergman, R (1, 1) ERA: 4.8	6.0 L 28 10 5 5 3 0 0 0 0 1 2 57 91 7.50 1.667																					
Pete Smith, R (7, 1) ERA: 5.14	2.0 9 2 2 2 1 1 0 0 0 0 0 23 40 9.00 1.500																					
Rich Batchelor, R (9, 1) ERA: 5.03	1.0 6 4 2 2 1 0 0 0 0 0 1 15 18 18.00 4.000																					

Colorado Rockies @ San Diego Padres
Qualcomm Stadium, San Diego, CA
Sat Jun 21 1997, 10:05 PM EDT
Att. 43,044 - Unknown - 73 F

livebaseballscorecards.com



Batter	1	2	3	4	5	6	7	8	9	AB	R	H	RBI	BB	SO	LOB
Rickey Henderson, R OBP: 0.431, SLG: 0.364 (1, 7)	2-1 F8	4-2 BB		2-2 F8		1-1 P4		4-0 BB		3	0	0	0	2	0	3
Chris Gomez, R OBP: 0.317, SLG: 0.336 (1, 6)	2-2 G5-3	0-0 F7			2-2 G6-3		1-0 BB	4-2 BB		4	1	1	0	1	0	2
Tony Gwynn, L OBP: 0.427, SLG: 0.572 (1, 9)	3-1 G3		0-0 G4-3		3-1 1B		4-0 BB	1-1 G4-6-3		4	0	1	0	1	0	3
Steve Finley, L OBP: 0.302, SLG: 0.455 (1, 8)		4-2 HR	1-1 G4-3		2-1 F7		0-1 F9		2-0 F8	4	1	0	0	1	0	3
Wally Joyner, L OBP: 0.398, SLG: 0.487 (1, 3)		4-2 HR	0-0 2B		2-1 F8		0-0 1B		1-0 F7	4	1	2	1	1	0	1
Archi Cianfrocco, R OBP: 0.342, SLG: 0.403 (1, 5)		1-0 HR	0-3 K			0-1 E4	1-3 K		1-3 K	5	1	1	3	0	3	3
John Flaherty, R OBP: 0.281, SLG: 0.335 (1, 2)		2-0 G3		2-3 K		2-0 P3	1-1 P4			4	0	0	0	0	1	3
Jorge Velandia, R OBP: 0.500, SLG: 0.600 (1, 4)		0-0 2B		1-1 SH2-4		4-2 BB		2-1 G6-3		3	0	2	0	1	0	0
Sean Bergman, R OBP: 0.250, SLG: 0.375 (1, 1)		0-3 K		0-2 SH2-4		0-3 K		2-1 BB		1	0	0	0	0	1	1
Ken Caminiti, S OBP: 0.327, SLG: 0.397 (6, PH)										1	0	0	0	0	1	2
Pete Smith, R (7, 1)										0	0	0	0	0	0	0
Mark Sweeney, L OBP: 0.309, SLG: 0.275 (8, PH)										1	0	1	0	0	0	0
Rich Batchelor, R (9, 1)										0	0	0	0	0	0	0

Inning Stats	R: 0	H: 0	E: 0	K: 0	S: 7	H: 0	LOB: 0	BB: 0	P: 14	R: 3	H: 2	E: 0	K: 1	S: 16	R: 0	H: 1	E: 0	K: 1	S: 7	R: 0	H: 1	E: 0	K: 1	S: 12	R: 0	H: 1	E: 0	K: 0	S: 9	R: 1	H: 2	E: 0	K: 1	S: 9	R: 0	H: 1	E: 0	K: 0	S: 8	R: 0	H: 0	E: 0	K: 1	S: 5	1B: 5	SF: 0	2B: 2	SAC: 1	3B: 0	DP: 1	HR: 1	HBP: 0	WP: 0	PA: 42
--------------	------	------	------	------	------	------	--------	-------	-------	------	------	------	------	-------	------	------	------	------	------	------	------	------	------	-------	------	------	------	------	------	------	------	------	------	------	------	------	------	------	------	------	------	------	------	------	-------	-------	-------	--------	-------	-------	-------	--------	-------	--------

PITCHER	IP	WLS	BF	H	R	ER	SO	BB	IBB	HBP	BLK	WP	HR	S	P	ERA	WHIP
Bryan Rekar, R ERA: 5.06 (1, 1)	5.1		26	5	3	3	3	4	0	0	0	0	1	59	102	5.06	1.688
Steve Reed, R ERA: 4.83 (6, 1)	0.2		3	1	1	1	1	0	0	0	0	0	0	6	8	13.50	1.500
Bruce Ruffin, L ERA: 5.06 (7, 1)	1.0		5	1	0	0	1	1	0	0	0	0	0	8	14	0.00	2.000
Mike DeJean, R ERA: 4.2 (8, 1)	0.1		4	1	0	0	0	2	0	0	0	0	0	6	18	0.00	9.000
Mike Munoz, L ERA: 5.16 (8, 1)	0.2		1	0	0	0	0	0	0	0	0	0	0	2	3	0.00	0.000

BOTTOM

Colorado Rockies @ San Diego Padres
Qualcomm Stadium, San Diego, CA

Sat Jun 21 1997, 10:05 PM EDT
Att: 43,044 - Unknown - 73 F

livebaseballscores.com

AB	34
R	4
H	8
RBI	4
BB	7
SO	6
LOB	21



Batter	1	2	3	4	5	6	7	8	9	AB R H RBI BB SO LOB	TOP																	
Eric Young Sr. R (1, 4) OBP: 0.381, SLG: 0.442	4-0 CS BB		2-3 K			0-1 F8		0-1 G1-3		3 0 0 0 1 1 0																		
Ellis Burks, R (1, 8) OBP: 0.336, SLG: 0.526	2-1 L5			4-2 L9-3 BB		0-0 F7		2-2 G6-3		3 0 0 0 1 0 1																		
Dante Bichette, R (1, 7) OBP: 0.336, SLG: 0.461	3-3 K			0-0 P4		1-0 F7		0-0 G5-3		4 0 0 0 0 1 2																		
Larry Walker, L (8, 9) OBP: 0.506, SLG: 0.766	1-2 K									0 0 0 0 0 0 0																		
Andres Galarraga, R (1, 3) OBP: 0.413, SLG: 0.629		1-3 K		1-2 L9-3			2-2 G6-3		1-3 K	4 0 0 0 0 2 1																		
John Vander Wal, L (1, 9) OBP: 0.283, SLG: 0.208		4-1 FC6-4 BB			2-1 G4-3		4-2 F8 1B BB		2-3 K	1 1 0 0 2 0 0																		
Quinton McCracken, S (7, 8) OBP: 0.368, SLG: 0.396										1 0 0 0 0 1 0																		
Vinny Castilla, R (1, 5) OBP: 0.362, SLG: 0.545		0-1 F8			2-3 K		1-1 1B 1B		0-1 PB 1B	4 0 2 0 0 1 1																		
Jeff Reed, L (1, 2) OBP: 0.373, SLG: 0.533		0-0 FC6-4			1-1 HR		1-2 F8		2-3 K	4 1 1 1 0 1 4																		
Walt Weiss, S (1, 6) OBP: 0.363, SLG: 0.361			3-3 K		4-1 BB		3-0 1B			2 0 1 1 1 1 0																		
John Thomson, R (1, 1) OBP: 0.294, SLG: 0.294			1-0 G5-3		2-3 K		2-3 K			3 0 0 0 0 2 3																		
Bruce Ruffin, S (8, 1)										0 0 0 0 0 0 0																		
Curt Leskanic, R (8, 1)										0 0 0 0 0 0 0																		
Inning Stats	R: 0 E: 0 K: 1 S: 6	H: 0 LOB: 0 BB: 1 P: 15	R: 0 E: 0 K: 1 S: 7	H: 0 LOB: 1 BB: 1 P: 12	R: 0 E: 0 K: 2 S: 15	H: 0 LOB: 0 BB: 0 P: 21	R: 0 E: 0 K: 0 S: 6	H: 0 LOB: 0 BB: 1 P: 11	R: 1 E: 0 K: 2 S: 11	H: 1 LOB: 1 BB: 1 P: 22	R: 0 E: 0 K: 0 S: 4	H: 0 LOB: 0 BB: 0 P: 5	R: 1 E: 0 K: 1 S: 18	H: 2 LOB: 2 BB: 1 P: 31	R: 0 E: 0 K: 0 S: 6	H: 0 LOB: 0 BB: 0 P: 8	R: 0 E: 0 K: 3 S: 12	H: 1 LOB: 1 BB: 0 P: 17	1B: 3 2B: 1 3B: 0 HR: 1	SF: 0 SAC: 0 DP: 1 HBP: 0	WP: 0 PB: 1 SB: 0 CS: 1	PA: 34						
PITCHER	IP WLS BF H R ER SO BB IBB HBP BLK WP HR S P ERA WHIP																											
Joey Hamilton, R (1, 1) ERA: 4.58	7.0		27	3	2	2	7	5	0	0	0	0	0	1	67	117	2.57	1.143										
Tim Worrell, R (8, 1) ERA: 5.43	1.0	W	3	0	0	0	0	0	0	0	0	0	0	6	8	0.00	0.000											
Trevor Hoffman, R (9, 1) ERA: 3.66	1.0	S	4	1	0	0	3	0	0	0	0	0	0	12	17	0.00	1.000											

Colorado Rockies @ San Diego Padres
Qualcomm Stadium, San Diego, CA

livebaseballscorecards.com

AB	29
R	2
H	4
RBI	2
BB	5
SO	10
LOB	12



Sun Jun 22 1997, 6:33 AM EDT
Att. 28,893 - Sunny - 74 F

Batter	1	2	3	4	5	6	7	8	9
Steve Finley, L (1, 8) OBP: 0.306, SLG: 0.458	0-0 F7		3-2 G5-4-3 1B			1-1 FC5-4 1B		0-0 SH3-4	
Chris Gomez, R (1, 6) OBP: 0.316, SLG: 0.332	1-3 K		0-2 G5-4-3 1-2f			2-1 FC5-4 1-2f		4-2 2B BB	
Tony Gwynn, L (1, 9) OBP: 0.428, SLG: 0.575	0-1 E 1B			1-1 L6		0-0 F7		0-0 G3-1 E 2B	
Ken Caminiti, S (1, 5) OBP: 0.321, SLG: 0.389	1-1 E6 1-2			2-3 K		0-0 G3-1		0-0 G3-1	
Wally Joyner, L (1, 3) OBP: 0.396, SLG: 0.480	1-1 G3-1			3-1 G6-3			4-0 BB	3-2 E3	
Greg Vaughn, R (1, 7) OBP: 0.300, SLG: 0.364		2-3 K			0-0 P3		0-0 F7	1-1 G4-3	
Tim Worrell, R (8, 1) OBP: 0.294, SLG: 0.200									
Quilvio Veras, S (8, PH) OBP: 0.329, SLG: 0.339									
Trevor Hoffman, R (9, 1) OBP: 0.500, SLG: 0.500									
Archi Cianfrocco, R (1, 4) OBP: 0.335, SLG: 0.395		0-2 G1-3			0-3 K		1-2 G6-4-3 1-2f		
Carlos Hernandez, R (1, 2) OBP: 0.281, SLG: 0.357									
Mark Sweeney, L (8, PH) OBP: 0.317, SLG: 0.286		1-2 G3						3-2 SH3-4 BB 2B 1B	
John Flaherty, R (9, 2) OBP: 0.281, SLG: 0.335									
Joey Hamilton, R (1, 1) OBP: 0.150, SLG: 0.300			0-3 K					4-1 SH3-4 BB 2B	
Rickey Henderson, R (8, 7) OBP: 0.435, SLG: 0.364									

Inning Stats	R: 0	H: 1	E: 1	K: 10	S: 10	R: 0	H: 0	E: 0	K: 1	S: 9	R: 0	H: 1	E: 0	K: 1	S: 9	R: 0	H: 0	E: 0	K: 1	S: 7	R: 0	H: 0	E: 0	K: 10	S: 10	R: 0	H: 1	E: 1	K: 0	S: 6	R: 0	H: 0	E: 0	K: 0	S: 7	R: 4	H: 2	E: 1	K: 0	S: 16	R: 0	H: 2	E: 1	K: 0	S: 16
	LOB: 2	BB: 0	P: 13			LOB: 0	BB: 0	P: 12			LOB: 0	BB: 0	P: 12			LOB: 1	BB: 1	P: 14			LOB: 1	BB: 0	P: 9			LOB: 0	BB: 1	P: 12			LOB: 0	BB: 1	P: 12			LOB: 1	BB: 2	P: 31			LOB: 1	BB: 2	P: 31		

PITCHER	IP	WLS	BF	H	R	ER	SO	BB	IBB	HBP	BLK	WP	HR	S	P	ERA	WHIP
John Thomson, R (1, 1) ERA: 5.72	7.0		27	4	2	2	6	3	0	0	0	0	0	64	98	2.57	1.000
Bruce Ruffin, L (8, 1) ERA: 5.4	0.1	L	3	1	1	1	0	1	0	0	0	0	0	4	8	27.00	6.000
Curt Leskanic, R (8, 1) ERA: 4.2	0.2		3	0	1	0	0	0	0	0	0	0	0	6	10	0.00	0.000


BOTTOM

Colorado Rockies @ San Diego Padres
Qualcomm Stadium, San Diego, CA

Sun Jun 22 1997, 6:33 AM EDT
Att. 28,893 - Sunny - 74 F

AB	R	H	RBI	BB	SO	LOB
3	0	2	0	0	0	0
3	1	0	0	1	1	2
4	1	2	3	0	0	1
4	0	0	0	0	1	3
3	0	0	0	1	0	2
3	0	0	0	0	1	1
1	0	0	0	1	0	0
1	1	1	0	0	0	0
0	0	0	0	0	0	0
2	0	0	0	0	2	1
0	1	0	0	1	0	0

AB	28
R	4
H	5
RBI	3
BB	4
SO	6
LOB	12



WP	PA
0	33

1B	SF	WP	PA
4	0	0	33
2B	1	PB	0
3B	0	SB	0
HR	0	CS	0

Batter	1	2	3	4	5	6	7	8	9	AB	R	H	RBI	BB	SO	LOB
Darryl Hamilton, L OBP: 0.333, SLG: 0.333 (1, 8)	2-1 L9	3-2 P9	2-2 F7			2-1 1B			1-1 G5-3	5	0	1	0	0	0	0
Jose Vizcaino, S OBP: 0.329, SLG: 0.300 (1, 6)	4-2 HR	0-0 1B			2-1 P7	1-2 F7			1-0 2B	4	2	2	0	1	0	1
Stan Javier, S OBP: 0.394, SLG: 0.488 (1, 9)	2-1 HR	1-0 1B			0-1 G2-3			2-2 1B	3-1 2B	5	2	4	2	0	0	0
Barry Bonds, L OBP: 0.419, SLG: 0.521 (1, 7)	4-2 2B	0-0 1B			3-1 P4			3-2 F9	1-2 P6	4	1	1	0	1	0	3
Jeff Kent, R OBP: 0.320, SLG: 0.496 (1, 4)	0-1 2B	1-2 1B			0-0 F8			0-1 1B	2-0 HBP	4	1	3	2	0	0	0
J.T. Snow, L OBP: 0.399, SLG: 0.429 (1, 3)	0-1 F7	4-2 BB			0-1 G4-3			1-1 G4-6-3	0-3 K	4	0	0	0	1	1	7
Bill Mueller, S OBP: 0.344, SLG: 0.373 (1, 5)	4-2 2B	2-2 G4-6-3			1-1 G4-3			1-3 K		3	0	0	0	1	1	3
Damon Berryhill, S OBP: 0.369, SLG: 0.333 (1, 2)	2-1 2B				2-3 K			1-2 P5		4	0	1	2	0	1	0
Mark Gardner, R Jim Poole, L Marvin Benard, L Rich Rodriguez, L Doug Henry, R Glenallen Hill, R Joe Roa, R	1-3 K				2-3 K			2-3 K		2	0	0	0	0	2	2

Inning Stats	R: 4	H: 3	E: 0	K: 1	S: 21	LOB: 2	BB: 3	P: 40	R: 2	H: 4	E: 0	K: 0	S: 17	LOB: 2	BB: 1	P: 28	R: 0	H: 0	E: 0	K: 2	S: 9	LOB: 0	BB: 0	P: 15	R: 0	H: 0	E: 0	K: 0	S: 6	LOB: 0	BB: 0	P: 11	R: 0	H: 1	E: 0	K: 1	S: 10	LOB: 1	BB: 0	P: 15	R: 0	H: 2	E: 0	K: 0	S: 10	LOB: 1	BB: 0	P: 16	R: 0	H: 0	E: 0	K: 2	S: 10	LOB: 0	BB: 0	P: 14	R: 0	H: 2	E: 0	K: 1	S: 11	LOB: 3	BB: 0	P: 19	1B: 9	2B: 2	3B: 0	HR: 1	SF: 0	SAC: 0	DP: 2	HBP: 1	WP: 0	PA: 42
--------------	------	------	------	------	-------	--------	-------	-------	------	------	------	------	-------	--------	-------	-------	------	------	------	------	------	--------	-------	-------	------	------	------	------	------	--------	-------	-------	------	------	------	------	-------	--------	-------	-------	------	------	------	------	-------	--------	-------	-------	------	------	------	------	-------	--------	-------	-------	------	------	------	------	-------	--------	-------	-------	-------	-------	-------	-------	-------	--------	-------	--------	-------	--------

PITCHER	IP	WLS	BF	H	R	ER	SO	BB	IBB	HBP	BLK	WP	HR	S	P	ERA	WHIP
Will Cunnane, R ERA: 6.92	(1, 1)	1.1	14	7	6	6	1	3	0	0	0	0	1	33	57	40.50	7.500
Jim Bruske, R ERA:	(2, 1)	5.0	18	3	0	0	3	1	0	0	0	0	0	43	71	0.00	0.800
Tim Worrell, R ERA: 5.37	(7, 1)	0.2	1	0	0	0	0	0	0	0	0	0	0	2	3	0.00	0.000
Doug Bochtler, R ERA: 3.03	(8, 1)	1.2	8	2	0	0	2	0	0	1	0	0	0	18	30	0.00	1.200
Trevor Hoffman, R ERA: 3.62	(9, 1)	0.1	1	0	0	0	1	0	0	0	0	0	0	3	3	0.00	0.000

BOTTOM

San Diego Padres @ San Francisco Giants
3Com Park at Candlestick Point, San Francisco, CA

Mon Jun 23 1997, 10:05 PM EDT
Att: 11,731 - Unknown - 63 F

livebaseballscorecards.com

AB	37
R	6
H	12
RBI	6
BB	4
SO	7
LOB	16



Batter	1	2	3	4	5	6	7	8	9	AB R H RBI BB SO LOB	TOP											
Rickey Henderson, R OBP: 0.433, SLG: 0.357 (1, 9)	F7		1B BB	G6-3			FC6-4			3 1 0 0 1 0 1	San Diego Padres @ San Francisco Giants 3Com Park at Candlestick Point, San Francisco, CA Tue Jun 24 1997, 6:33 AM EDT Att. 10,192 - Sunny - 79 F											
Chris Gomez, R OBP: 0.317, SLG: 0.332 (1, 6)	F7		1B 1B		K		G5-3			4 0 1 0 0 1 1												
Steve Finley, L OBP: 0.325, SLG: 0.504 (1, 8)	FC6-4 HBP		1B 1B		G3			G5-3 1B		3 0 2 1 0 0 0												
Ken Caminiti, S OBP: 0.325, SLG: 0.389 (1, 5)	FC6-4		1B		K			G5-3		4 0 1 0 0 1 2												
Greg Vaughn, R OBP: 0.294, SLG: 0.356 (1, 7)		P7	K			G4-3		F8		4 0 0 0 0 1 4												
Wally Joyner, L OBP: 0.400, SLG: 0.507 (1, 3)		BB 1B	K			G1-6-3 1B		G4-3		4 0 2 0 0 1 4												
Archi Cianfrocco, R OBP: 0.329, SLG: 0.381 (1, 4)		F9	L8			G1-6-3			F7	4 0 0 0 0 0 5												
Carlos Hernandez, R OBP: 0.300, SLG: 0.362 Quilvio Veras, S OBP: 0.328, SLG: 0.338 (9, PH)		BB		K			FC6-4 1B		K	2 0 1 0 1 1 0 1 0 0 0 0 1 0												
Danny Jackson, R OBP: 0.091, SLG: 0.091 Chris Jones, R OBP: 0.305, SLG: 0.431 Rich Batchelor, R (7, 1) Mark Sweeney, L OBP: 0.310, SLG: 0.278 (9, PH)		G6-3		G4-3			K		B2	2 0 0 0 0 0 2 1 0 0 0 0 1 1 0 0 0 0 0 0 0 1 0 0 0 0 0 0												
Inning Stats	R: 0 E: 0 K: 0 S: 9	H: 0 LOB: 1 BB: 0 P: 13	R: 0 E: 0 K: 0 S: 6	H: 1 LOB: 2 BB: 1 P: 15	R: 1 E: 0 K: 2 S: 14	H: 3 LOB: 3 BB: 1 P: 21	R: 0 E: 0 K: 1 S: 7	H: 0 LOB: 0 BB: 0 P: 13	R: 0 E: 0 K: 1 S: 10	H: 0 LOB: 0 BB: 0 P: 15		R: 0 E: 0 K: 0 S: 4	H: 1 LOB: 0 BB: 0 P: 8	R: 0 E: 0 K: 1 S: 12	H: 1 LOB: 1 BB: 0 P: 20	R: 0 E: 0 K: 0 S: 6	H: 1 LOB: 1 BB: 0 P: 9	R: 0 E: 0 K: 1 S: 8	H: 0 LOB: 0 BB: 0 P: 10	1B: 7 2B: 0 3B: 0 HR: 0	SF: 0 SAC: 0 DP: 1 HBP: 1	WP: 0 PB: 0 SB: 0 CS: 0
PITCHER Shawn Estes, L ERA: 2.7 Rod Beck, R ERA: 2.59	IP 8.0	WLS W	BF 33	H 7	R 1	ER 1	SO 6	BB 2	IBB 0	HBP 1	BLK 0	WP 0	HR 0	S 68	P 114	ERA 1.12	WHIP 1.125					
	IP 1.0	WLS S	BF 3	H 0	R 0	ER 0	SO 1	BB 0	IBB 0	HBP 0	BLK 0	WP 0	HR 0	S 8	P 10	ERA 0.00	WHIP 0.000					

livebaseballscorecards.com

AB	33
R	1
H	7
RBI	1
BB	2
SO	7
LOB	20



Batter	1	2	3	4	5	6	7	8	9	AB	R	H	RBI	BB	SO	LOB	BOTTOM		
Darryl Hamilton, L OBP: 0.337, SLG: 0.337 (1, 8)	2-3 K 1B	0-0 1B 3-H		1-0 CS 1B			3-0 B5-3			4	0	2	1	0	1	0	San Diego Padres @ San Francisco Giants 3Com Park at Candlestick Point, San Francisco, CA <small>Tue Jun 24 1997, 6:33 AM EDT</small> <small>Att. 10,192 - Sunny - 79 F</small>		
Jose Vizcaino, S OBP: 0.331, SLG: 0.301 (1, 6)	2-2 P4	2-2 SAFE 1B		4-0 SAFE BB			2-2 L1			3	0	1	1	1	0	0			
Stan Javier, S OBP: 0.391, SLG: 0.489 (1, 3) (9, 9)	3-2 2B	0-0 L8		2-3 SAFE K			0-0 G3-1			4	0	1	0	0	1	3			
Barry Bonds, L OBP: 0.417, SLG: 0.529 (1, 7)	3-3 K		0-0 HR			2-1 F9		1-3 K		4	1	1	1	0	2	1			
Jeff Kent, R OBP: 0.316, SLG: 0.488 (1, 4)		2-0 F8	1-0 G4-3		1-1 F8		1-0 F7			4	0	0	0	0	0	0			
Glenallen Hill, R OBP: 0.266, SLG: 0.431 Rod Beck, R (9, 1)		3-2 P3	0-0 G6-3		1-0 L8		0-3 K			4	0	0	0	0	1	0			
Mark Lewis, R OBP: 0.339, SLG: 0.436 Bill Mueller, S OBP: 0.344, SLG: 0.373 (9, 5)		2-2 2B 1B	0-1 2B		2-1 G6-3					3	1	2	0	0	0	0			
Damon Berryhill, S OBP: 0.368, SLG: 0.350 (1, 2)		1-2 1B 2B	0-0 F9		0-1 G4-3					3	1	1	1	0	0	1			
Shawn Estes, R OBP: 0.143, SLG: 0.192 J.T. Snow, L OBP: 0.399, SLG: 0.429 (9, 3)		4-0 1B 1B HBP		0-3 K		2-1 G6-3				2	1	0	0	0	1	0			
Inning Stats	R: 0 E: 0 K: 2 S: 13	H: 1 LOB: 1 BB: 0 P: 23	R: 3 E: 0 K: 0 S: 15	H: 4 LOB: 2 BB: 0 P: 29	R: 1 E: 0 K: 0 S: 6	H: 2 LOB: 1 BB: 0 P: 7	R: 0 E: 0 K: 2 S: 9	H: 0 LOB: 0 BB: 0 P: 9	R: 0 E: 0 K: 0 S: 6	H: 0 LOB: 0 BB: 0 P: 10	R: 0 E: 0 K: 0 S: 6	H: 0 LOB: 0 BB: 0 P: 11	R: 0 E: 0 K: 2 S: 7	H: 0 LOB: 0 BB: 0 P: 9	1B: 4 2B: 3 3B: 0 HR: 1	SF: 0 SAC: 0 DP: 0 HBP: 1		WP: 0 PB: 0 SB: 0 CS: 1	PA: 33
PITCHER Danny Jackson, L ERA: 7.32 Rich Batchelor, R ERA: 4.57	IP WLS BF L	H R ER 4	SO 4	BB 1	IBB 0	HBP 1	BLK 0	WP 0	HR 1	S 54	P 93	ERA 6.00	WHIP 1.500						
	IP WLS BF	H R ER	SO	BB 0	IBB 0	HBP 0	BLK 0	WP 0	HR 0	S 13	P 20	ERA 0.00	WHIP 0.000						

Batter	1	2	3	4	5	6	7	8	9	AB	R	H	RBI	BB	SO	LOB	TOP					
Rickey Henderson, R OBP: 0.438, SLG: 0.366 (1, 7)	3-2 BB SF8 1B	1-2 G6-3		1-0 F8		1-1 G5-3 1B		0-1 1B		5	1	3	0	0	0	0						
Steve Finley, L OBP: 0.326, SLG: 0.500 (1, 8)	1-3 K		0-3 K		4-1 1B 2B BB	0-1 G5-3		1-1 FC6-4 1B		4	1	1	0	1	2	3						
Tony Gwynn, L OBP: 0.435, SLG: 0.578 (1, 9)	2-2 BB 1B		4-2 E 2B BB		2-1 2B 1B	4-0 IBB		1-0 F7		3	2	2	0	2	0	2						
Ken Caminiti, S OBP: 0.326, SLG: 0.392 (1, 5)	4-2 BB		1-2 E9 2B		0-2 G4-3 SF8 2B	0-2 F7		0-2 FC6-4		4	2	1	2	1	0	6						
Wally Joyner, L OBP: 0.396, SLG: 0.507 (1, 3)	1-2 SF8		1-1 SH5-3 2B		2-2 G4-3		1-1 G1-3		2-1 P6	4	0	1	3	0	0	1						
Quilvio Veras, S OBP: 0.323, SLG: 0.333 (1, 4)	2-2 L7		0-1 SH5-3		2-0 SF8		1-2 G6-3		0-2 G1-3	3	0	0	1	0	0	2						
Chris Gomez, R OBP: 0.318, SLG: 0.344 (1, 6)			0-3 K		1-1 P4		3-1 1B		1-3 K	5	1	2	1	0	2	1						
John Flaherty, R OBP: 0.283, SLG: 0.339 (1, 2)		2-2 L8		0-3 K		2-1 G5-3 2B		0-1 G6-3		4	0	1	0	0	1	1						
Andy Ashby, R OBP: 0.103, SLG: 0.071 (1, 1)		1-2 L7		0-2 G3-1		0-0 B1		3-2 G6-3		3	0	0	0	0	0	1						
Tim Worrell, R OBP: 0.294, SLG: 0.200 (7, 1)										0	0	0	0	0	0	0						
Mark Sweeney, L OBP: 0.306, SLG: 0.274 (8, PH)										1	0	0	0	0	0	0						
Doug Bochtler, R (8, 1)										0	0	0	0	0	0	0						
Rich Batchelor, R (8, 1)										0	0	0	0	0	0	0						
Inning Stats	R: 1 E: 0 K: 1 S: 18	H: 2 LOB: 2 BB: 1 P: 31	R: 1 E: 0 K: 0 S: 13	H: 1 LOB: 0 BB: 0 P: 18	R: 2 E: 1 K: 2 S: 16	H: 1 LOB: 1 BB: 1 P: 22	R: 0 E: 0 K: 1 S: 7	H: 0 LOB: 0 BB: 0 P: 8	R: 3 E: 0 K: 0 S: 12	H: 2 LOB: 0 BB: 1 P: 23	R: 0 E: 0 K: 0 S: 10	H: 2 LOB: 3 BB: 1 P: 17	R: 0 E: 0 K: 0 S: 9	H: 1 LOB: 1 BB: 0 P: 14	R: 0 E: 0 K: 0 S: 11	H: 2 LOB: 2 BB: 0 P: 16	R: 0 E: 0 K: 1 S: 8	H: 0 LOB: 0 BB: 0 P: 11	1B: 7 2B: 3 3B: 0 HR: 1	SF: 2 SAC: 1 DP: 0 HBP: 0	WP: 0 PB: 0 SB: 0 CS: 0	PA: 43
PITCHER	IP	WLS	BF	H	R	ER	SO	BB	IBB	HBP	BLK	WP	HR	S	P	ERA	WHIP					
Oswaldo Fernandez, R ERA: 4.95 (1, 1)	3.0		16	4	4	3	3	2	0	0	0	0	1	47	71	9.00	2.000					
Joe Roa, R ERA: 4.21 (4, 1)	2.1		12	4	3	3	1	1	0	0	0	0	0	24	39	11.57	2.143					
Rich Rodriguez, L ERA: 1.66 (6, 1)	1.1	W	5	0	0	0	0	0	1	0	0	0	0	10	16	0.00	0.000					
Julian Tavarez, R ERA: 4.7 (7, 1)	0.2		5	3	0	0	0	0	0	0	0	0	0	11	18	0.00	4.500					
Jim Poole, L ERA: 6.04 (8, 1)	0.1		1	0	0	0	0	0	0	0	0	0	0	1	2	0.00	0.000					
PITCHER	IP	WLS	BF	H	R	ER	SO	BB	IBB	HBP	BLK	WP	HR	S	P	ERA	WHIP					
Doug Henry, R ERA: 3.55 (8, 1)	0.1		1	0	0	0	0	0	0	0	0	0	0	3	3	0.00	0.000					
Rod Beck, R ERA: 2.51 (9, 1)	1.0		3	0	0	0	1	0	0	0	0	0	0	8	11	0.00	0.000					

San Diego Padres @ San Francisco Giants
3Com Park at Candlestick Point, San Francisco, CA

AB	36
R	7
H	11
RBI	7
BB	4
SO	5
LOB	17



Wed Jun 25 1997, 6:33 AM EDT
Att. 11,605 - Sunny - 70 F

livebaseballscorecards.com

Batter	1	2	3	4	5	6	7	8	9	AB R H RBI BB SO LOB	TOP			
Rickey Henderson, R OBP: 0.448, SLG: 0.372 (1, 7)	2-2 P3		0-1 1B S 1B	4-1 BB			0-0 IHR BB 1B	4-2 S BB		3 2 2 0 2 0 0	San Diego Padres @ Los Angeles Dodgers Dodger Stadium, Los Angeles, CA Thu Jun 26 1997, 7:05 PM PDT Att. 32,400 - Unknown - 74 F			
Steve Finley, L OBP: 0.331, SLG: 0.512 (1, 8)	3-1 HR		1-1 1B BB 1-3 FC4-6 1B	2-1 P3			4-1 IHR BB 1-2 2-3	1-2 L4		4 3 2 1 1 0 3				
Tony Gwynn, L OBP: 0.438, SLG: 0.590 (1, 9)	2-2 G4-3 2B		4-2 FC4-6 1B 1-2 FC4-6 BB			0-0 F9	1-2 IHR	3-2 P5		4 2 2 4 1 0 1				
Ken Caminiti, S OBP: 0.332, SLG: 0.391 (1, 5)	0-0 G4-3		1-2 FC4-6 1-2 2-3 3-H 1B			0-0 F7	4-1 BB BB		4-2 FC6-4 BB	3 0 1 1 2 0 1				
Wally Joyner, L OBP: 0.396, SLG: 0.500 (1, 3)	4-1 BB		2-2 FC4-6 1-2f 2-3 3-H			0-1 F9	4-2 BB		1-2 F9	3 0 0 1 2 0 3				
Quilvio Veras, S OBP: 0.321, SLG: 0.328 (1, 4)	0-0 G6-3		2-0 FC4-6 1-2f 3-H CS			4-1 CS BB	3-3 K		2-2 FC6-4 1-2f 1B	4 1 0 1 1 1 6				
Chris Gomez, R OBP: 0.319, SLG: 0.343 (1, 6)		2-1 G6-3	2-2 CS	3-2 BB HBP		0-2 F9	3-2 K		2-0 1B	4 0 1 1 0 1 3				
John Flaherty, R OBP: 0.277, SLG: 0.332 (1, 2)		1-1 L7		1-3 K		1 SAFE 3-2 F7	1-1 P4		2-1 G5-3	5 0 0 0 0 1 5				
Sean Bergman, R OBP: 0.200, SLG: 0.300 (1, 1)		0-3 K		0-0 F8			0-1 BB 1B IHR 1B		0-0 G6-3	2 0 0 0 0 1 1				
Greg Vaughn, R OBP: 0.298, SLG: 0.359 (7, PH)										1 1 1 0 0 0 0				
Jim Bruske, R OBP: 0.250, SLG: 0.500 (7, 1)										1 0 0 0 0 0 0				
Trevor Hoffman, R OBP: 0.500, SLG: 0.500 (8, 1)										0 0 0 0 0 0 0				
Inning Stats	R: 1 H: 2 E: 0 LOB: 2 K: 0 BB: 1 S: 12 P: 23	R: 0 H: 0 E: 0 LOB: 0 K: 1 BB: 0 S: 7 P: 10	R: 3 H: 3 E: 0 LOB: 0 K: 0 BB: 1 S: 17 P: 27	R: 0 H: 0 E: 0 LOB: 2 K: 1 BB: 1 S: 9 P: 19	R: 0 H: 0 E: 0 LOB: 0 K: 0 BB: 0 S: 4 P: 4	R: 0 H: 0 E: 0 LOB: 0 K: 0 BB: 1 S: 7 P: 14	R: 4 H: 3 E: 0 LOB: 2 K: 2 BB: 3 S: 23 P: 43	R: 0 H: 0 E: 0 LOB: 1 K: 0 BB: 1 S: 11 P: 19	R: 1 H: 1 E: 0 LOB: 1 K: 0 BB: 1 S: 12 P: 23	1B: 6 SF: 0 2B: 1 SAC: 0 3B: 0 DP: 0 HR: 2 HBP: 1	WP: 0 PA: 45 PB: 0 SB: 3 CS: 2			
PITCHER	IP WLS BF H R ER SO BB IBB HBP BLK WP HR S P ERA WHIP													
Tom Candiotti, R ERA: 2.76 (1, 1)	6.0		5 4 4 2 4 0 1 0 0 0 0 1 56 97 6.00 1.500											
Mark Guthrie, L ERA: 3.79 (7, 1)	0.0	L	5 3 4 4 0 2 0 0 0 0 0 0 8 17 ∞ ∞											
Antonio Osuna, R ERA: 2.78 (7, 1)	2.0		8 0 0 0 2 2 0 0 0 0 0 0 26 45 0.00 1.000											
37 Darren Dreifort, R ERA: 2.95 (9, 1)	1.0		5 1 1 1 0 1 0 0 0 0 0 0 12 23 9.00 2.000											

AB	34
R	9
H	9
RBI	9
BB	9
SO	4
LOB	23



Batter	1	2	3	4	5	6	7	8	9	AB R H RBI BB SO LOB	TOP																								
Rickey Henderson, R OBP: 0.452, SLG: 0.376 (1, 7)	2-2 F9		2-0 FC4-8 1B		3-1 1B	2-3 K		4-0 2B BB		4 1 2 0 1 1 1																									
Steve Finley, L OBP: 0.332, SLG: 0.508 (1, 8)	4-2 BB		0-1 FC4-6 1-2f		0-0 L9		2-1 S 1B 1B	0-1 P4		4 0 1 0 1 0 5																									
Tony Gwynn, L OBP: 0.434, SLG: 0.587 (1, 9)	0-0 F8		1-1 G4-3		2-1 P5		0-0 F7	1-0 2B 1-H 2-H 3-H		5 0 1 3 0 0 4																									
Ken Caminiti, S OBP: 0.333, SLG: 0.388 (1, 5)	2-2 F8			3-2 P4		4-0 1B BB E BB	0-0 S 1B	0-0 F8		4 1 1 0 1 0 2																									
Wally Joyner, L OBP: 0.396, SLG: 0.500 (1, 3)		1-3 K		1-1 2B		4-0 E SF9 BB	2-0 P6	1-0 F8		4 1 1 0 1 1 2																									
Quilvio Veras, S OBP: 0.326, SLG: 0.335 (1, 4)		2-3 K		4-2 BB		0-0 E1 1B SH1-3 1B	1-1 G6-3	3-1 1B 2B		4 1 2 0 1 1 2																									
Chris Gomez, R OBP: 0.317, SLG: 0.341 (1, 6)		3-3 K		2-3 K		0-0 SF9		0-0 F7	2-1 G1-3 1B	4 0 1 1 0 2 2																									
John Flaherty, R OBP: 0.280, SLG: 0.338 (1, 2)			2-1 F9	0-0 F9		2-1 SH1-3 1B		3-2 BB 2B 2B	1-2 G1-3	5 1 2 0 0 0 4																									
Joey Hamilton, R OBP: 0.182, SLG: 0.455 (1, 1)			0-0 HR		2-3 K	1-2 SH1-3		4-2 2B BB	1-3 K	2 1 1 2 0 1 0 0 1 0 0 1 0 0 0 0 0 0 0 0 0 1 0 0 0 0 0 1 2 0 0 0 0 0 0 0 0 0 0 0 0 0 0 0 0																									
Mark Sweeney, L OBP: 0.314, SLG: 0.274 (8, PH)																																			
Tim Worrell, R OBP: 0.296, SLG: 0.200 (8, 1)																																			
Greg Vaughn, R OBP: 0.296, SLG: 0.357 (9, PH)																																			
Doug Bochler, R OBP: 0.500, SLG: 0.500 (9, 1)																																			
Trevor Hoffman, R OBP: 0.500, SLG: 0.500 (9, 1)																																			
Inning Stats	R: 0 E: 0 K: 0 S: 9	H: 0 LOB: 1 BB: 1 P: 17	R: 0 E: 0 K: 3 S: 14	H: 0 LOB: 0 BB: 0 P: 20	R: 1 E: 0 K: 0 S: 8	H: 2 LOB: 1 BB: 0 P: 13	R: 0 E: 0 K: 1 S: 13	H: 1 LOB: 2 BB: 1 P: 23	R: 0 E: 0 K: 1 S: 8	H: 1 LOB: 1 BB: 0 P: 15	R: 3 E: 1 K: 1 S: 10	H: 2 LOB: 1 BB: 2 P: 23	R: 0 E: 0 K: 0 S: 7	H: 2 LOB: 2 BB: 0 P: 12	R: 3 E: 0 K: 0 S: 14	H: 2 LOB: 1 BB: 2 P: 26	R: 0 E: 0 K: 1 S: 13	H: 2 LOB: 2 BB: 0 P: 21	1B: 7 2B: 4 3B: 0 HR: 1	SF: 1 SAC: 1 DP: 0 HBP: 0	WP: 0 PB: 0 SB: 2 CS: 0	PA: 45													
PITCHER Chan Ho Park, R ERA: 3.4 37 Darren Dreifort, R ERA: 2.84 Mark Guthrie, L ERA: 3.68 Todd Worrell, R ERA: 5.53 Scott Radinsky, L ERA: 2.81	IP 5.1 0.2 1.0 0.1 0.2	WLS L	BF 26	H 6	R 4	ER 4	SO 5	BB 4	IBB 0	HBP 0	BLK 0	WP 0	HR 1	S 56	P 102	ERA 6.75	WHIP 1.875	PITCHER Mike Harkey, R ERA: (9, 1)	IP 1.0	WLS	BF 5	H 2	R 0	ER 0	SO 1	BB 0	IBB 0	HBP 0	BLK 0	WP 0	HR 0	S 13	P 21	ERA 0.00	WHIP 2.000

San Diego Padres @ Los Angeles Dodgers
Dodger Stadium, Los Angeles, CA
Fri Jun 27 1997, 7:05 PM PDT
Att. 39,011 - Unknown - 72 F

AB	37
R	7
H	12
RBI	6
BB	6
SO	7
LOB	24



Batter	1	2	3	4	5	6	7	8	9	AB	R	H	RBI	BB	SO	LOB
Wilton Guerrero, S OBP: 0.305, SLG: 0.416 (1, 4)	3-2 G4-3 1B		1-2 G6-3 1B		2-1 G5-3		0-0 G1-3		0-1 1B 2B	5	1	2	0	0	0	2
Roger Cedeno, S OBP: 0.274, SLG: 0.267 (1, 8)	0-0 F9 1B		3-1 G6-3 1-2		3-3 K			0-2 P5	0-1 P1	5	0	1	0	0	1	3
Mike Piazza, R OBP: 0.439, SLG: 0.597 (1, 2)	1-0 1-2 1B		1-2 G1-3			3-3 K		0-0 HR	2-2 BB 1B	5	1	3	3	0	1	1
Eric Karros, R OBP: 0.341, SLG: 0.461 Brett Butler, L OBP: 0.409, SLG: 0.346 (1, 3) (9, PR)	2-1 F9			0-0 1B 2B		4-2 G6-3 BB		0-2 2B	4-2 1-2 BB	3	0	2	0	2	0	2
Raul Mondesi, R OBP: 0.342, SLG: 0.517 (1, 9)	2-2 F9			0-0 E S HR 1B		1-2 G6-3 1-2f		4-0 BB	0-3 K	4	1	1	0	1	1	5
Todd Zeile, R OBP: 0.316, SLG: 0.423 (1, 5)		3-1 P5		3-1 SAFE 1-H HR			1-0 FC3-6 1B	2-3 K		4	1	2	2	0	1	2
Karim Garcia, L OBP: 0.244, SLG: 0.229 Mike Harkey, R (9, 1)		2-3 K		1-0 P5			0-0 FC3-6 FC4-6 1B 1-2f	1-2 G4-3		4	0	0	0	0	1	3
Greg Gagne, R OBP: 0.298, SLG: 0.371 (1, 6)		3-2 G5-3		0-1 G5-3			2-1 FC4-6 1-2 1B		4-1 2B 1B BB	3	1	1	0	1	0	0
Chan Ho Park, R OBP: 0.299, SLG: 0.380 37 Darren Dreifort, R Mark Guthrie, R Nelson Lirio, S OBP: 0.322, SLG: 0.415 Todd Worrell, R Scott Radinsky, L Billy Ashley, R OBP: 0.266, SLG: 0.427 (1, 1) (6, 1) (7, 1) (7, PH) (8, 1) (8, 1) (9, 7)			1-3 K		1-2 F8		1-1 FC4-6 1-2f 2-3		2-3 K	2	0	0	0	0	1	0

Inning Stats	R: 0	H: 2	E: 0	K: 0	S: 11	LOB: 2	BB: 0	P: 19	R: 0	H: 0	E: 0	K: 1	S: 8	LOB: 0	BB: 0	P: 16	R: 0	H: 1	E: 0	K: 1	S: 15	LOB: 1	BB: 0	P: 21	R: 2	H: 3	E: 0	K: 0	S: 7	LOB: 0	BB: 0	P: 11	R: 0	H: 0	E: 0	K: 1	S: 10	LOB: 0	BB: 0	P: 16	R: 0	H: 0	E: 0	K: 1	S: 11	LOB: 0	BB: 1	P: 19	R: 0	H: 2	E: 0	K: 0	S: 7	LOB: 2	BB: 0	P: 11	R: 1	H: 2	E: 0	K: 1	S: 20	LOB: 2	BB: 1	P: 27	R: 2	H: 2	E: 0	K: 2	S: 20	LOB: 2	BB: 2	P: 32	1B: 7	2B: 3	3B: 0	HR: 2	SF: 0	SAC: 0	DP: 1	HBP: 0	WP: 0	PB: 0	SB: 1	CS: 0	PA: 41
--------------	------	------	------	------	-------	--------	-------	-------	------	------	------	------	------	--------	-------	-------	------	------	------	------	-------	--------	-------	-------	------	------	------	------	------	--------	-------	-------	------	------	------	------	-------	--------	-------	-------	------	------	------	------	-------	--------	-------	-------	------	------	------	------	------	--------	-------	-------	------	------	------	------	-------	--------	-------	-------	------	------	------	------	-------	--------	-------	-------	-------	-------	-------	-------	-------	--------	-------	--------	-------	-------	-------	-------	--------


PITCHER	IP	WLS	BF	H	R	ER	SO	BB	IBB	HBP	BLK	WP	HR	S	P	ERA	WHIP
Joey Hamilton, R ERA: 4.4 (1, 1)	7.0		28	8	2	2	4	1	0	0	0	0	1	69	113	2.57	1.286
Tim Worrell, R ERA: 5.35 (8, 1)	1.0		6	2	1	1	1	1	0	0	0	0	1	20	27	9.00	3.000
Doug Bochtler, R ERA: 4.95 (9, 1)	0.1		3	1	2	2	1	1	0	0	0	0	0	6	12	54.00	6.000
Trevor Hoffman, R ERA: 3.89 (9, 1)	0.2	S	4	1	0	0	1	1	0	0	0	0	0	14	20	0.00	3.000

BOTTOM

San Diego Padres @ Los Angeles Dodgers
Dodger Stadium, Los Angeles, CA

livebaseballscores.com

AB	37
R	5
H	12
RBI	5
BB	4
SO	7
LOB	21



Fri Jun 27 1997, 7:05 PM PDT
Att: 39,011 - Unknown - 72 F

Batter	1	2	3	4	5	6	7	8	9	AB R H RBI BB SO LOB	TOP											
Rickey Henderson, R OBP: 0.455, SLG: 0.386 (1, 7)	2-3 K		1-1 F8		4-0 G4-3 BLK HR BB	3-2 HR 1-H 2B		1-2 FC3-6 1B		4 2 2 1 1 1 0	San Diego Padres @ Los Angeles Dodgers Dodger Stadium, Los Angeles, CA Sat Jun 28 1997, 3:33 AM PDT Att. 43,740 - Sunny - 77 F											
Steve Finley, L OBP: 0.337, SLG: 0.532 (1, 8)	0-2 HR		0-0 1B		2-1 G4-3 1-3	1-1 HR 2-H		1-3 K		5 2 3 3 0 1 3												
Tony Gwynn, L OBP: 0.431, SLG: 0.591 Will Cunnane, R OBP: 0.417, SLG: 0.545 (1, 9) (8, 1)	1-0 F8		1-0 L4		0-0 HR 3-H	1-0 F8		0-0 FC3-6 1-2 2-3		5 1 1 2 0 0 3 0 0 0 0 0 0 0												
Ken Caminiti, S OBP: 0.327, SLG: 0.379 Jorge Velandia, R OBP: 0.500, SLG: 0.600 (1, 5) (9, 5)	1-3 K				1-1 G4-3	1-3 K		2-3 K		5 0 0 0 0 3 2 0 0 0 0 0 0 0												
Wally Joyner, L OBP: 0.398, SLG: 0.498 Mark Sweeney, L OBP: 0.310, SLG: 0.270 (1, 3) (9, PH) (9, 3)					4-0 1B 2B BB	0-0 1B 1B		1-3 K		3 2 1 0 1 1 0 1 0 0 0 0 0 0												
Quilvio Veras, S OBP: 0.327, SLG: 0.336 (1, 4)					1-2 2B 1B	2-1 1B 1B				5 1 2 0 0 1 0												
Chris Gomez, R OBP: 0.322, SLG: 0.344 (1, 6)					0-2 K	0-0 1B 1-3 2-H		2-2 G4-3		4 0 2 1 0 1 2												
Carlos Hernandez, R OBP: 0.292, SLG: 0.365 (1, 2)					0-2 2B 1-H 2-H	0-0 G5-3		2-2 L6		5 0 1 2 0 1 4												
Pete Smith, R OBP: 0.300, SLG: 0.357 Rich Batchelor, R OBP: 0.313, SLG: 0.438 (1, 1) (6, PH) (6, 1) (8, PH) (8, 9)					1-3 K	1-3 K		3-1 FC3-6 1B 1B		2 0 0 0 0 2 1 0 1 0 0 1 0 0 0 0 0 0 0 0 0 1 0 1 0 0 0 0												
Inning Stats	R: 1 E: 0 K: 2 S: 10	H: 1 LOB: 0 BB: 0 P: 14	R: 0 E: 0 K: 0 S: 5	H: 0 LOB: 1 BB: 0 P: 9	R: 0 E: 0 K: 1 S: 7	H: 1 LOB: 1 BB: 0 P: 10	R: 2 E: 0 K: 2 S: 14	H: 2 LOB: 1 BB: 1 P: 21	R: 3 E: 0 K: 1 S: 11	H: 4 LOB: 2 BB: 1 P: 20	R: 3 E: 0 K: 1 S: 14	H: 2 LOB: 0 BB: 1 P: 25	R: 0 E: 0 K: 1 S: 10	H: 0 LOB: 0 BB: 0 P: 15	R: 0 E: 0 K: 2 S: 13	H: 2 LOB: 2 BB: 0 P: 20	R: 0 E: 0 K: 1 S: 9	H: 1 LOB: 1 BB: 0 P: 15	1B: 8 2B: 2 3B: 0 HR: 3	SF: 0 SAC: 0 DP: 0 HBP: 1	WP: 0 PB: 0 SB: 0 CS: 0	PA: 44
PITCHER	IP WLS BF H R ER SO BB IBB HBP BLK WP HR S P ERA WHIP												PITCHER	IP WLS BF H R ER SO BB IBB HBP BLK WP HR S P ERA WHIP								
Hideo Nomo, R ERA: 4.02 (1, 1)	4.2 L 25 8 6 6 6 2 0 1 1 0 0 2 46 73 11.57 2.143																					
Mike Harkey, R ERA: 4.76 (5, 1)	1.1 7 2 3 3 1 1 0 0 0 0 0 1 15 26 20.25 2.250																					
Mark Guthrie, L ERA: 3.58 (7, 1)	1.0 3 0 0 0 1 0 0 0 0 0 0 0 10 15 0.00 0.000																					
Darren Hall, R ERA: 1.86 (8, 1)	2.0 9 3 0 0 3 0 0 0 0 0 0 0 22 35 0.00 1.500																					

livebaseballscorecards.com

AB	40
R	9
H	13
RBI	9
BB	3
SO	11
LOB	15



Batter	1	2	3	4	5	6	7	8	9	AB	R	H	RBI	BB	SO	LOB
Wilton Guerrero, S OBP: 0.307, SLG: 0.424 (1, 4)	2-3 K			3-2 1B 3B	3-2 BLK 1B		1-2 G3-6-3 1-2f		0-1 FC5-4 1-2f	5	1	2	1	0	1	2
Roger Cedeno, S OBP: 0.281, SLG: 0.266 (1, 8)	1-0 G1-3			2-0 FC5-4 1B	2-2 G4-3 1-2		4-0 BB		2-1 F9	4	0	1	1	1	0	2
Mike Piazza, R OBP: 0.436, SLG: 0.592 Darren Hall, R (8, 1)	0-2 G1-3			0-1 FC5-4 BB 1-2f		1-0 E 1B 1B	2-2 F8			4	1	1	0	0	0	2
Eric Karros, R OBP: 0.343, SLG: 0.459 Nelson Liriano, S OBP: 0.322, SLG: 0.415 (1, 3) (9, 3)		2-2 G4-3		4-0 FC4-6 BB 1-2		2-0 E4 G4-3 1B 1-3		0-3 K		3	0	1	0	1	1	0
Raul Mondesi, R OBP: 0.339, SLG: 0.512 Billy Ashley, R OBP: 0.263, SLG: 0.422 (1, 9) (8, 7)		0-1 G5-3		0-2 P6		0-0 P6		2-3 K		3	0	0	0	0	0	4
Todd Zeile, R OBP: 0.318, SLG: 0.425 (1, 5)		3-3 K		2-2 FC4-6 1-2f		0-2 G4-3 1B 1-2 3-H		2-2 1B		4	0	2	1	0	1	2
Karim Garcia, L OBP: 0.244, SLG: 0.211 (1, 7) (8, 9)			0-3 K		4-2 SH1-3 1B BB		0-0 G4-3 1-2 2-3		0-0 L4	3	1	0	0	1	1	3
Tripp Cromer, R OBP: 0.400, SLG: 0.333 (1, 6)			3-2 F7		1-1 P4		0-2 L1		2-2 G5-3	4	0	0	0	0	0	3
Hideo Nomo, R OBP: 0.189, SLG: 0.324 Mike Harkey, R (5, 1) Mark Guthrie, R (7, 1) Brett Butler, L OBP: 0.412, SLG: 0.346 Tom Prince, R OBP: 0.261, SLG: 0.220 (7, PH) (8, 2)			1-2 K		0-0 SH1-3 1-2		4-2 G3-6-3 BB		1-0 FC5-4 1B	1	0	0	0	0	1	0

Inning Stats	R: 0	H: 0	E: 0	K: 1	S: 7	LOB: 0	BB: 0	P: 10	R: 0	H: 0	E: 0	K: 1	S: 9	LOB: 0	BB: 0	P: 14	R: 0	H: 0	E: 0	K: 2	S: 10	LOB: 0	BB: 0	P: 14	R: 1	H: 2	E: 0	K: 0	S: 13	LOB: 2	BB: 1	P: 24	R: 1	H: 1	E: 0	K: 0	S: 13	LOB: 1	BB: 1	P: 23	R: 1	H: 3	E: 1	K: 0	S: 11	LOB: 2	BB: 0	P: 14	R: 0	H: 0	E: 0	K: 0	S: 9	LOB: 1	BB: 2	P: 20	R: 0	H: 1	E: 0	K: 2	S: 11	LOB: 1	BB: 0	P: 15	R: 0	H: 1	E: 0	K: 0	S: 9	LOB: 1	BB: 0	P: 14	1B: 7	2B: 0	3B: 1	HR: 0	SF: 0	SAC: 1	DP: 1	HBP: 0	WP: 0	PA: 38
--------------	------	------	------	------	------	--------	-------	-------	------	------	------	------	------	--------	-------	-------	------	------	------	------	-------	--------	-------	-------	------	------	------	------	-------	--------	-------	-------	------	------	------	------	-------	--------	-------	-------	------	------	------	------	-------	--------	-------	-------	------	------	------	------	------	--------	-------	-------	------	------	------	------	-------	--------	-------	-------	------	------	------	------	------	--------	-------	-------	-------	-------	-------	-------	-------	--------	-------	--------	-------	--------

PITCHER	IP	WLS	BF	H	R	ER	SO	BB	IBB	HBP	BLK	WP	HR	S	P	ERA	WHIP
Pete Smith, R ERA: 4.91 (1, 1)	5.0	W	20	3	2	2	4	2	0	0	1	0	0	52	85	3.60	1.000
Rich Batchelor, R ERA: 4.44 (6, 1)	2.0		10	3	1	1	0	2	0	0	0	0	0	20	34	4.50	2.500
Will Cunnane, R ERA: 6.67 (8, 1)	2.0		8	2	0	0	2	0	0	0	0	0	0	20	29	0.00	1.000

BOTTOM

San Diego Padres @ Los Angeles Dodgers
 Dodger Stadium, Los Angeles, CA
 Sat Jun 28 1997, 3:33 AM PDT
 Att: 43,740 - Sunny - 77 F

AB	33
R	3
H	8
RBI	3
BB	4
SO	6
LOB	18



Batter	1	2	3	4	5	6	7	8	9	AB R H RBI BB SO LOB	TOP		
Rickey Henderson, R OBP: 0.451, SLG: 0.383 Doug Bochtler, R (8, 1)	2-2 BB 1B	1-2 SAFE CS	1-2 G4-3			2-2 F9		0-0 G6-4-3 1-2f		4 1 1 0 0 0 1 0 0 0 0 0 0 0			
Quilvio Veras, S OBP: 0.330, SLG: 0.336 (1, 4)	1-2 SAFE F8		4-1 G3-6-3 BB			2-1 G4-3		0-0 1B		3 0 1 0 1 0 1			
Steve Finley, L OBP: 0.337, SLG: 0.528 Chris Jones, R OBP: 0.310, SLG: 0.432 (1, 8) (6, 8)	4-1 1B 1-2 G6-3 BB		2-1 G3-6-3 1-2f			2-3 K		0-0 P6		2 1 0 0 1 1 1 1 0 0 0 0 0 1			
Wally Joyner, L OBP: 0.397, SLG: 0.495 Carlos Hernandez, R OBP: 0.303, SLG: 0.375 (1, 3) (7, 3)	1-1 G6-3 1-3 2-H 1B					0-1 G1-3		1-0 G1-3		3 0 1 1 0 0 0 1 1 1 0 0 0 0			
Greg Vaughn, R OBP: 0.294, SLG: 0.349 (1, 7)	1-1 G6-3 1-2 3-H					0-1 P2		0-3 K		4 0 0 1 0 1 2			
Chris Gomez, R OBP: 0.324, SLG: 0.353 (1, 6)	2-2 G5-3					1-0 G5-3		2-1 2B		4 1 2 1 0 0 1			
John Flaherty, R OBP: 0.279, SLG: 0.340 (1, 2)						0-1 F8		2-1 2B 2-H		4 0 1 1 0 0 1			
Jorge Velandia, R OBP: 0.300, SLG: 0.333 (1, 5)						0-2 F8		0-0 F9		4 0 0 0 0 2 2			
Danny Jackson, R OBP: 0.154, SLG: 0.083 Jim Bruske, R OBP: 0.250, SLG: 0.500 Mark Sweeney, L OBP: 0.318, SLG: 0.280 (1, 1) (5, 1) (8, PH) (8, 9)						2-2 L3		2-1 G6-3 1B		1 0 0 0 1 0 0 0 0 0 0 0 0 0 1 0 1 0 0 0 0			
Inning Stats	R: 2 H: 2 E: 0 LOB: 1 K: 0 BB: 1 S: 15 P: 26	R: 0 H: 0 E: 0 LOB: 0 K: 1 BB: 1 S: 10 P: 16	R: 0 H: 0 E: 0 LOB: 0 K: 0 BB: 1 S: 6 P: 13	R: 0 H: 0 E: 0 LOB: 0 K: 0 BB: 0 S: 5 P: 6	R: 0 H: 0 E: 0 LOB: 0 K: 0 BB: 0 S: 7 P: 10	R: 0 H: 0 E: 0 LOB: 0 K: 1 BB: 0 S: 9 P: 15	R: 1 H: 2 E: 0 LOB: 1 K: 1 BB: 0 S: 9 P: 14	R: 0 H: 2 E: 0 LOB: 1 K: 0 BB: 0 S: 5 P: 7	R: 1 H: 2 E: 0 LOB: 1 K: 1 BB: 0 S: 15 P: 15	1B: 5 SF: 0 2B: 3 SAC: 0 3B: 0 DP: 2 HR: 0 HBP: 0	WP: 0 PA: 36 PB: 0 SB: 0 CS: 1		
PITCHER Pedro Astacio, R ERA: 4.15 Todd Worrell, R ERA: 5.65 (1, 1) (9, 1)	IP WLS BF H R ER SO BB IBB HBP BLK WP HR S P ERA WHIP	8.0 W 30 6 3 3 3 3 0 0 0 0 0 0 66 107 3.38 1.125	1.0 5 2 1 1 1 0 0 0 0 0 0 0 15 15 9.00 2.000	PITCHER IP WLS BF H R ER SO BB IBB HBP BLK WP HR S P ERA WHIP									

San Diego Padres @ Los Angeles Dodgers
 Dodger Stadium, Los Angeles, CA
 Sun Jun 29 1997, 3:33 AM PDT
 Att. 37,681 - Sunny - 77 F

AB	32
R	4
H	8
RBI	4
BB	3
SO	4
LOB	10



Batter	1	2	3	4	5	6	7	8	9	AB	R	H	RBI	BB	SO	LOB
Brett Butler, L OBP: 0.417, SLG: 0.354 (1, 8)	2-3 K		0-1 G6-3 1B		1-1 SF7 2B 1B	0-0 S 1B	3-1 F7			5	2	3	0	0	1	2
Wilton Guerrero, S OBP: 0.309, SLG: 0.423 (1, 4)	0-0 F7		1-1 G6-3		1-2 2B 1B	1-1 F8	0-2 1B			5	1	2	3	0	0	2
Mike Piazza, R OBP: 0.437, SLG: 0.596 (1, 2)	0-1 HR 2B		0-0 F8		3-2 SF7	3-2 BB 1B				3	1	2	2	0	0	1
Tom Prince, R OBP: 0.255, SLG: 0.214 (8, 2)					2-3 3-H	1-H				1	0	0	0	0	1	0
Eric Karros, R OBP: 0.347, SLG: 0.473 (1, 3)	1-1 HR			4-2 BB	0-0 2B	0-0 F8				4	2	2	4	1	0	1
Todd Zeile, R OBP: 0.316, SLG: 0.419 (1, 5)	2-1 F7			0-1 P3	1-2 F8	4-1 BB				4	0	0	0	1	0	2
Billy Ashley, R OBP: 0.265, SLG: 0.413 (1, 7)		1-0 G5-3		0-2 P4	4-2 2B BB	0-3 K				2	0	0	0	1	0	1
Karim Garcia, L OBP: 0.239, SLG: 0.205 (6, PH) (7, 7)				0-1 P3	0-0 2B BB					1	0	0	0	0	1	2
Greg Gagne, R OBP: 0.301, SLG: 0.376 (1, 6)		0-3 K		0-1 F8	0-0 2B					4	1	2	1	0	1	1
Roger Cedeno, S OBP: 0.301, SLG: 0.272 (1, 9)		2-3 K			1-3 2-H					2	2	1	0	2	1	0
Pedro Astacio, R OBP: 0.185, SLG: 0.222 (1, 1)			0-3 K							3	1	0	0	0	2	4
Todd Worrell, R (9, 1)										0	0	0	0	0	0	0

Inning Stats	R: 2	H: 2	E: 0	K: 1	S: 12	LOB: 0	BB: 0	P: 17	R: 0	H: 0	E: 0	K: 2	S: 7	LOB: 0	BB: 0	P: 10	R: 0	H: 1	E: 0	K: 1	S: 9	LOB: 1	BB: 0	P: 10	R: 0	H: 0	E: 0	K: 0	S: 10	LOB: 1	BB: 1	P: 14	R: 5	H: 5	E: 1	K: 1	S: 25	LOB: 3	BB: 2	P: 39	R: 1	H: 2	E: 0	K: 1	S: 11	LOB: 2	BB: 1	P: 19	R: 2	H: 2	E: 0	K: 0	S: 9	LOB: 1	BB: 1	P: 20	R: 0	H: 0	E: 0	K: 1	S: 13	LOB: 0	BB: 0	P: 22
PITCHER	IP	WLS	BF	H	R	ER	SO	BB	IBB	HBP	BLK	WP	HR	S	P	ERA	WHIP																																															
Danny Jackson, L ERA: 7.59 (1, 1)	4.2	L	26	8	7	5	4	2	1	0	0	0	0	60	87	9.64	2.143																																															
Jim Bruske, R ERA: 4.15 (5, 1)	2.1		12	4	3	3	2	2	0	0	0	0	0	23	42	11.57	2.571																																															
Doug Bochtler, R ERA: 4.82 (8, 1)	1.0		3	0	0	0	1	0	0	0	0	0	0	13	22	0.00	0.000																																															

BOTTOM

San Diego Padres @ Los Angeles Dodgers
Dodger Stadium, Los Angeles, CA
 Sun Jun 29 1997, 3:33 AM PDT
 Att. 37,681 - Sunny - 77 F

AB	34
R	10
H	12
RBI	10
BB	5
SO	7
LOB	16



WP: 0	PA: 41
PB: 0	
SB: 1	
CS: 0	

livebaseballscorecards.com

Batter	1	2	3	4	5	6	7	8	9	AB R H RBI BB SO LOB	TOP	
Rickey Henderson, R OBP: 0.453, SLG: 0.379 (1, 7) X	0-0 G6-3	4-0 HR BB		0-3 K	4-0 1B BB	0-0 WP SF8 1B		0-0 G3		4 3 1 1 2 1 0		
Quitvio Veras, S OBP: 0.330, SLG: 0.333 (1, 4) X	0-0 G1-3	0-0 F7		0-0 E 1B	0-0 F9	4-0 2-3 BB		0-0 G5-3		5 1 1 0 1 0 3		
Tony Gwynn, L OBP: 0.430, SLG: 0.598 (1, 9) X	0-0 L3	0-0 HR		0-0 F8	4-0 1B BB	0-0 SF8		0-0 1B 1B		3 2 1 4 1 0 1		
Mark Sweeney, L OBP: 0.326, SLG: 0.289 (6, 9) X		1-H 2-H HR		1-3	1-2 1B BB	3-H		0-0 F8		1 0 1 0 0 0 0		
Ken Caminiti, S OBP: 0.332, SLG: 0.382 (1, 5) X		1B		4-0 1B HR BB	0-0 1-2 2-H 1B	0-0 L6		0-0 F8		4 2 2 1 1 1 1		
Jorge Velandia, R OBP: 0.273, SLG: 0.300 (6, 5) X		K		1B	1-2 2-H 1B			0-0 1B		1 0 0 0 0 0 1		
Wally Joyner, L OBP: 0.407, SLG: 0.509 (1, 3) X		0-0 1B HR 1B		0-0 G5-3	0-0 1-3 HR 1B	0-0 FC4-6 1B		0-0 G5-4-3 2B		6 2 5 2 0 0 0		
Greg Vaughn, R OBP: 0.304, SLG: 0.372 (1, 10) X		1-2 3-H HR 1B		0-0 2B 1B	0-0 3-H HR	0-3 K		4-0 G5-4-3 BB		5 2 3 4 1 2 4		
Chris Jones, R OBP: 0.322, SLG: 0.500 (1, 8) X		0-0 1-H 2-H HR		0-0 1-3 2B	0-0 WP 2B	0-0 FC4-6		0-0 G5-4-3		6 1 3 3 0 0 6		
Chris Gomez, R OBP: 0.322, SLG: 0.348 (1, 6) X		0-0 G5-3		0-0 G5-3	4-0 1B BB			0-0 G4-3		4 0 0 0 1 0 3		
John Flaherty, R OBP: 0.281, SLG: 0.345 (1, 2) X		0-0 S HR 1B		0-3 K	0-3 K			0-0 F7		5 2 2 0 0 2 4		
Inning Stats	R: 0 E: 0 K: 0 S: 3 H: 0 LOB: 0 BB: 0 P: 3	R: 7 E: 0 K: 1 S: 11 H: 6 LOB: 0 BB: 1 P: 15	R: 0 E: 0 K: 1 S: 7 H: 2 LOB: 2 BB: 0 P: 7	R: 4 E: 1 K: 2 S: 11 H: 4 LOB: 2 BB: 2 P: 19	R: 2 E: 0 K: 1 S: 7 H: 2 LOB: 2 BB: 2 P: 15	R: 2 E: 0 K: 0 S: 5 H: 2 LOB: 1 BB: 1 P: 9	R: 0 E: 0 K: 0 S: 3 H: 1 LOB: 1 BB: 1 P: 7	R: 0 E: 0 K: 0 S: 3 H: 0 LOB: 0 BB: 0 P: 3	R: 0 E: 0 K: 1 S: 7 H: 2 LOB: 2 BB: 0 P: 7	1B: 12 2B: 4 3B: 0 HR: 3 SF: 1 SAC: 0 DP: 1 HBP: 0	WP: 2 PB: 0 SB: 1 CS: 0 PA: 52	
PITCHER	IP WLS BF H R ER SO BB IBB HBP BLK WP HR S P ERA WHIP											
Don Wengert, R ERA: 5.96 (1, 1)	3.0 L 18 8 7 7 2 1 0 0 0 0 0 2 21 25 21.00 3.000											
Dane Johnson, R ERA: 5.65 (4, 1)	1.1 12 4 6 6 2 4 0 0 0 0 1 1 12 28 40.50 6.000											
Buddy Groom, L ERA: 5.06 (5, 1)	1.2 10 4 2 2 1 1 0 0 0 0 1 0 11 15 10.80 3.000											
Carlos Reyes, R ERA: 3.15 (7, 1)	3.0 12 3 0 0 1 1 0 0 0 0 0 0 13 17 0.00 1.333											

San Diego Padres @ Oakland Athletics
Oakland-Alameda County Coliseum, Oakland, CA

livebaseballscorecards.com

AB	44
R	15
H	19
RBI	15
BB	7
SO	6
LOB	23



Mon Jun 30 1997, 7:05 PM PDT
Att. 15,274 - Unknown - 70 F

San Diego Padres @ Oakland Athletics
 Oakland-Alameda County Coliseum, Oakland, CA

Tue Jul 01 1997, 3:33 AM PDT
 Att. 16,232 - Sunny - 72 F

AB	39
R	6
H	15
RBI	6
BB	8
SO	6
LOB	33

WP	0	PA	48
PB	0		
SB	1		
CS	1		



AB R H RBI BB SO LOB

4	1	0	0	2	2	2
4	0	3	1	2	0	3
5	1	4	2	1	0	1
4	0	0	0	1	2	7
4	0	1	0	0	1	3
1	0	1	0	0	0	0
4	1	2	0	1	0	4
4	1	1	2	0	1	4
4	1	1	0	1	0	5
5	1	2	1	0	0	4

Batter 1 2 3 4 5 6 7 8 9

Rickey Henderson, R OBP: 0.449, SLG: 0.369 (1, 10) FC S	0-3 K		1-3 K	3-2 P6		4-2 1B BB	4-0 IBB	1-2 G5-3
Quilvio Veras, S OBP: 0.340, SLG: 0.344 (1, 4) BB B	4-0 1B BB		0-0 1B	2-2 2B		1-1 CS 1B	1-0 F9	4-0 BB
Tony Gwynn, L OBP: 0.437, SLG: 0.601 (1, 9) C X	0-1 1B		1-0 1B	4-0 IBB		0-0 1B	2-1 1B BB FC4-6	1-2 G4-3
Ken Caminiti, S OBP: 0.330, SLG: 0.375 (1, 5) C F S	0-3 K		2-2 P6	2-2 G3		2-3 K	4-1 FC4-6 1B BB	
Wally Joyner, L OBP: 0.404, SLG: 0.509 Mark Sweeney, L OBP: 0.333, SLG: 0.299 (7, 3)		2-0 G3	3-3 K		2-2 2B	0-0 L8	1-1 FC4-6 1B	
Greg Vaughn, R OBP: 0.311, SLG: 0.379 (1, 7) BB B		4-0 FC6-4 BB		1-0 2B		2-0 F9	1-2 FC6-4 HBP FC5 1B	P6
Chris Jones, R OBP: 0.326, SLG: 0.500 (1, 8) C F		0-3 K		0-0 1B 2B		2-2 G5-3	2-0 FC6-4 HBP	FC4-6
Chris Gomez, R OBP: 0.323, SLG: 0.347 (1, 6) 1 SAFE BB B X		2-0 FC6-4		1-1 1B 2B		4-2 BB	1-0 FC6-4 FC5 S	L9
Carlos Hernandez, R OBP: 0.310, SLG: 0.377 (1, 2) X			0-0 1B	0-0 1B		2-2 L8	0-1 FC5	0-0 L8

Inning Stats	R: 0 E: 0 K: 2 S: 8	H: 1 LOB: 1 BB: 1 P: 12	R: 0 E: 0 K: 1 S: 5	H: 0 LOB: 1 BB: 1 P: 13	R: 1 E: 0 K: 2 S: 14	H: 3 LOB: 2 BB: 0 P: 21	R: 3 E: 0 K: 0 S: 14	H: 5 LOB: 2 BB: 1 P: 27	R: 0 E: 0 K: 0 S: 16	H: 1 LOB: 2 BB: 1 P: 28	R: 1 E: 0 K: 1 S: 11	H: 2 LOB: 1 BB: 1 P: 18	R: 0 E: 1 K: 0 S: 7	H: 1 LOB: 3 BB: 1 P: 16	R: 1 E: 0 K: 0 S: 11	H: 2 LOB: 2 BB: 1 P: 18	R: 0 E: 0 K: 0 S: 7	H: 0 LOB: 1 BB: 1 P: 13	1B: 11 2B: 4 3B: 0 HR: 0	SF: 0 SAC: 0 DP: 0 HBP: 1
---------------------	------------------------------	----------------------------------	------------------------------	----------------------------------	-------------------------------	----------------------------------	-------------------------------	----------------------------------	-------------------------------	----------------------------------	-------------------------------	----------------------------------	------------------------------	----------------------------------	-------------------------------	----------------------------------	------------------------------	----------------------------------	-----------------------------------	------------------------------------

PITCHER	IP	WLS	BF	H	R	ER	SO	BB	IBB	HBP	BLK	WP	HR	S	P	ERA	WHIP
Ariel Prieto, R ERA: 4.5 (1, 1)	5.0		29	11	5	5	5	4	1	0	0	0	0	62	111	9.00	3.000
Mike Mohler, L ERA: 6.75 (6, 1)	2.0		12	4	1	1	1	1	1	1	0	0	0	18	36	4.50	2.500
Aaron Small, R ERA: 4.86 (8, 1)	2.0	W	7	0	0	0	0	1	0	0	0	0	0	13	19	0.00	0.500

WP	0	PA	48
PB	0		
SB	1		
CS	1		

Batter	1	2	3	4	5	6	7	8	9	AB R H RBI BB SO LOB	TOP									
Joey Cora, S (1, 4) OBP: 0.408, SLG: 0.514	0-1 2B	3-1 FC4-6			0-1 G5-4-3 1B		4-0 2B BB		2-3 K	4 1 2 0 1 1 1										
Alex Rodriguez, R (1, 6) OBP: 0.388, SLG: 0.537	2-2 G5-3	1-0 F7			0-0 G5-4-3		0-1 2B		4-2 1B FC6-4 BB	4 1 1 0 1 0 3										
Ken Griffey Jr., L (1, 8) OBP: 0.389, SLG: 0.661	3-2 G4-3 2-H 2B		2-3 K		0-1 1B		4-0 1BB		0-1 FC6-4 1B	4 0 3 1 1 1 0										
Jay Buhner, R (1, 9) OBP: 0.381, SLG: 0.484	2-2 G4-3		3-1 L9		1-0 G6-3		2-3 K		1-1 FC6-4 1B	5 0 0 1 0 1 6										
Paul Sorrento, L (1, 3) OBP: 0.352, SLG: 0.518	4-2 BB		0-2 F7			0-1 HR		0-0 G3	3-2 1B	4 1 2 1 1 0 3										
Dan Wilson, R (1, 2) OBP: 0.319, SLG: 0.412	0-1 F7			1-1 F9		1-2 P4		1-1 F9	0-3 K	5 0 0 0 0 1 4										
José Cruz Jr., S (1, 7) OBP: 0.298, SLG: 0.528		1-2 F8		2-2 G4-3		0-0 G4-3		0-0 G4-3		4 0 0 0 0 0 0										
Russ Davis, R (1, 5) Scott Sanders, R (8, 1)		0-0 HR		2-1 2B		0-3 K		1-2 F9		4 1 2 1 0 1 0 0 0 0 0 0 0 0										
Jeff Fassero, L (1, 1) Josias Manzanillo, R (6, 1) Rob Ducey, L (7, PH) Norm Charlton, S (7, 1) Edgar Martinez, R (8, 5) OBP: 0.448, SLG: 0.550		0-1 FC4-6 1B		1-1 G4-3			2-2 G4-3		2-2 HR	2 0 1 0 0 0 1 0 0 0 0 0 0 0 1 0 0 0 0 0 0 0 0 0 0 0 0 0 1 1 1 1 0 0 0										
Inning Stats	R: 1 E: 0 K: 0 S: 16	H: 2 LOB: 2 BB: 1 P: 27	R: 1 E: 0 K: 0 S: 9	H: 2 LOB: 1 BB: 0 P: 14	R: 0 E: 0 K: 1 S: 8	H: 0 LOB: 0 BB: 0 P: 13	R: 0 E: 0 K: 0 S: 10	H: 1 LOB: 1 BB: 0 P: 16	R: 0 E: 0 K: 1 S: 9	H: 1 LOB: 0 BB: 0 P: 10	R: 0 E: 0 K: 1 S: 9	H: 1 LOB: 3 BB: 2 P: 21	R: 0 E: 0 K: 0 S: 6	H: 0 LOB: 0 BB: 0 P: 8	R: 2 E: 0 K: 2 S: 21	H: 3 LOB: 2 BB: 1 P: 33	1B: 5 2B: 4 3B: 0 HR: 3	SF: 0 SAC: 0 DP: 1 HBP: 0	WP: 0 PB: 0 SB: 0 CS: 0	PA: 42
PITCHER	IP WLS BF H R ER SO BB IBB HBP BLK WP HR S P ERA WHIP																			
Joey Hamilton, R (1, 1) ERA: 4.36	7.0 W 32 9 3 3 3 2 1 0 0 0 2 67 108 3.86 1.571																			
Tim Worrell, R (8, 1) ERA: 5.4	1.0 3 0 0 0 0 0 0 0 0 0 0 6 8 0.00 0.000																			
Trevor Hoffman, R (9, 1) ERA: 4.29	1.0 7 3 2 2 2 1 0 0 0 0 1 21 33 18.00 4.000																			

Seattle Mariners @ San Diego Padres
Qualcomm Stadium, San Diego, CA
Wed Jul 02 1997, 10:05 PM EDT
Att. 39,018 - Unknown - 76 F

livebaseballscorecards.com

AB	38
R	5
H	12
RBI	5
BB	4
SO	5
LOB	18



BOTTOM

Seattle Mariners @ San Diego Padres
Qualcomm Stadium, San Diego, CA

Wed Jul 02 1997, 10:05 PM EDT
Att: 39,018 - Unknown - 76 F

livebaseballscorecards.com

AB	33
R	8
H	11
RBI	8
BB	5
SO	11
LOB	13



WP:	0	PA:	38
PB:	0	SB:	4
CS:	2		

AB	R	H	RBI	BB	SO	LOB
5	1	2	4	0	3	0
5	2	2	0	0	0	1
4	0	2	1	0	1	2
2	0	1	0	2	0	1
4	0	0	1	0	2	4
4	2	2	0	0	1	1
2	2	2	2	2	0	0
4	0	0	0	0	1	4
3	0	0	0	0	3	0
0	0	0	0	0	0	0
0	1	0	0	1	0	0
0	0	0	0	0	0	0
1B:	4	SF:	0			
2B:	5	SAC:	0			
3B:	0	DP:	1			
HR:	2	HBP:	0			

Batter	1	2	3	4	5	6	7	8	9
Rickey Henderson, R (1, 7) OBP: 0.448, SLG: 0.395	2-0 HR		1-3 K	1-3 K			2-3 K2-3	3-2 2B	
Quilvio Veras, S (1, 4) OBP: 0.341, SLG: 0.349	0-0 E6 CS		2-1 2B 1B		1-1 FC4-6 2B		2-1 G5-3	1-1 F8	
Tony Gwynn, L (1, 9) OBP: 0.438, SLG: 0.603	0-0 F9		1-0 1-H 2B		1-3 K		1-0 1B		
Ken Caminiti, S (1, 5) OBP: 0.336, SLG: 0.380	3-2 2B 1-2		4-2 BB		4-0 FC4-6 IBB		1-0 F9		
Chris Jones, R (1, 8) OBP: 0.313, SLG: 0.477	2-3 K		0-1 G1-3		1-0 FC4-6 1-2f 2-H		2-3 K		
Archi Cianfrocco, R (1, 3) OBP: 0.333, SLG: 0.390		0-0 G6-3		0-0 HR 2B		0-3 K	1-1 S 2B 1B		
Chris Gomez, R (1, 6) OBP: 0.331, SLG: 0.361		4-2 G6-4-3 BB		1-0 2-H HR		1-2 CS 1B	4-1 S 2B BB		
John Flaherty, R (1, 2) OBP: 0.277, SLG: 0.340		0-1 G6-4-3 1-2f		0-0 G6-3		3-3 SAFE K 1-2	2-1 F8		
Joey Hamilton, R (1, 1) OBP: 0.160, SLG: 0.400			0-3 K		1-3 K		4-0 2B BB		
Tim Worrell, R (8, 1) OBP: 0.294, SLG: 0.200									
Greg Vaughn, R (8, PH) OBP: 0.314, SLG: 0.379									
Trevor Hoffman, R (9, 1) OBP: 0.500, SLG: 0.500									

Inning	R	H	E	K	S	R	H	E	K	S	R	H	E	K	S	R	H	E	K	S	R	H	E	K	S
1	1	2	1	1	15	0	0	0	0	5	0	0	0	0	9	0	0	0	0	7	0	0	0	0	7
2	0	0	0	0	5	0	0	0	0	2	0	0	0	0	0	0	0	0	0	0	0	0	0	0	2
3	1	2	0	2	17	0	0	0	0	2	0	0	0	0	9	0	0	0	0	1	0	0	0	0	25
4	2	2	0	2	9	0	0	0	0	2	0	0	0	0	13	0	0	0	0	2	0	0	0	12	
5	1	1	0	1	9	0	0	0	0	1	0	0	0	0	16	0	0	0	0	1	0	0	0	16	
6	0	1	0	2	9	0	0	0	0	0	0	0	0	0	13	0	0	0	0	0	0	0	0	13	
7	0	1	0	1	7	0	0	0	0	0	0	0	0	0	13	0	0	0	0	0	0	0	0	13	
8	3	2	0	2	13	0	0	0	0	3	0	0	0	0	30	0	0	0	0	3	0	0	0	30	
9	0	0	0	0	0	0	0	0	0	0	0	0	0	0	0	0	0	0	0	0	0	0	0	0	

PITCHER	IP	WLS	BF	H	R	ER	SO	BB	IBB	HBP	BLK	WP	HR	S	P	ERA	WHIP
Jeff Fassero, L (1, 1) ERA: 3.87	5.0	L	24	7	5	5	7	2	1	0	0	0	0	2	84	9.00	1.800
Josias Manzanillo, R (6, 1) ERA: 5.27	1.0		3	1	0	0	2	0	0	0	0	0	0	9	13	0.00	1.000
Norm Charlton, L (7, 1) ERA: 7.32	1.2		8	2	2	2	2	1	0	0	0	0	0	15	30	10.80	1.800
Scott Sanders, R (8, 1) ERA: 6.67	0.1		3	1	1	1	0	1	0	0	0	0	0	5	13	27.00	6.000

Batter	1	2	3	4	5	6	7	8	9	AB	R	H	RBI	BB	SO	LOB	TOP										
Joey Cora, S OBP: 0.408, SLG: 0.520 (1, 4)	2-2 FC5 BB E5		2-1 1-H HR	4-1 BB FC4-6	0-0 1-2f FC4-6		2-2 G3-1			4	1	1	2	1	0	1											
Alex Rodriguez, R OBP: 0.385, SLG: 0.532 (1, 6)	2-2 F8		3-2 F9	3-1 1-2f FC4-6 S HR		1-1 G6-3		1-1 1B		5	1	1	0	0	0	2											
Ken Griffey Jr., L OBP: 0.387, SLG: 0.653 (1, 8)	4-2 1-2 BB		2-2 G4-3	2-0 SAFE F7		3-3 K		3-3 1-2 K		4	0	0	0	1	2	2											
Edgar Martinez, R OBP: 0.453, SLG: 0.561 (1, 3)	0-1 F7		3-1 WP 1B 1B	3-2 1-H HR		4-2 BB 1B		4-0 BB		3	3	2	2	2	0	2											
Jay Buhner, R OBP: 0.384, SLG: 0.495 (1, 9)	2-2 FC5 2-3f		0-1 1B WP 2B 1B	3-0 HR		4-1 1B BB		0-1 P4		4	2	2	1	1	0	4											
Mike Blowers, R OBP: 0.329, SLG: 0.413 (1, 7)		1-0 F8	1-0 2B 1B	1-1 G6-3		3-2 1-3 2-H 1B		2-3 K		2	0	1	1	0	0	0											
Josias Manzanillo, R (3, 1)										1	0	0	0	0	0	0											
Rob Ducey, L OBP: 0.296, SLG: 0.405 (5, 7)										2	0	1	1	0	1	2											
Russ Davis, R OBP: 0.349, SLG: 0.538 (1, 5)		0-1 F7	0-0 1-3 2-H 2B		0-2 G1-3		0-1 G5-3		1-3 K	4	0	1	1	0	0	2											
Dan Wilson, R OBP: 0.320, SLG: 0.409 (1, 2)		2-2 G6-3	4-1 BB		1-1 FC4-6 1B		3-1 G5-3		1-2 F9	4	0	1	0	1	0	0											
Derek Lowe, R (1, 1)										0	0	0	0	0	0	0											
Bob Wells, R (1, 1)										0	1	0	0	1	0	0											
José Cruz Jr., S OBP: 0.290, SLG: 0.519 (3, PH)										2	0	0	0	0	1	4											
39 Greg McCarthy, L (5, 1)										0	0	0	0	0	0	0											
Bobby Ayala, R (6, 1)										0	0	0	0	0	0	0											
Brent Gates, S OBP: 0.297, SLG: 0.398 (6, 5)										2	0	0	0	0	0	0											
Paul Sorrento, L OBP: 0.350, SLG: 0.516 (9, PH)										1	0	0	0	0	1	0											
Inning Stats	R: 0 E: 1 K: 0 S: 20	H: 0 LOB: 2 BB: 1 P: 30	R: 0 E: 0 K: 0 S: 6	H: 0 LOB: 0 BB: 0 P: 9	R: 4 E: 0 K: 0 S: 18	H: 5 LOB: 3 BB: 2 P: 40	R: 3 E: 0 K: 0 S: 12	H: 2 LOB: 0 BB: 1 P: 28	R: 0 E: 0 K: 1 S: 10	H: 1 LOB: 1 BB: 0 P: 12	R: 1 E: 0 K: 1 S: 15	H: 1 LOB: 2 BB: 2 P: 30	R: 0 E: 0 K: 0 S: 7	H: 0 LOB: 0 BB: 0 P: 13	R: 0 E: 0 K: 2 S: 10	H: 1 LOB: 2 BB: 1 P: 20	R: 0 E: 0 K: 1 S: 9	H: 0 LOB: 0 BB: 0 P: 13	1B: 6 2B: 1 3B: 0 HR: 3	SF: 0 SAC: 0 DP: 0 HBP: 0	WP: 1 PB: 0 SB: 2 CS: 0	PA: 45					
PITCHER	IP	WLS	BF	H	R	ER	SO	BB	IBB	HBP	BLK	WP	HR	S	P	ERA	WHIP										
Sterling Hitchcock, L ERA: 4.64 (1, 1)	2.2		15	4	4	4	0	2	0	0	0	1	1	40	68	13.50	2.250										
Pete Smith, R ERA: 5.35 (3, 1)	2.1		13	4	3	3	1	2	0	0	0	0	2	26	51	11.57	2.571										
Rich Batchelor, R ERA: 4.78 (6, 1)	1.0	W	6	1	1	1	1	2	0	0	0	0	0	15	30	9.00	3.000										
Will Cunnane, R ERA: 6.44 (7, 1)	1.1		6	1	0	0	1	1	0	0	0	0	0	12	26	0.00	1.500										
Tim Worrell, R ERA: 5.35 (8, 1)	0.2		2	0	0	0	1	0	0	0	0	0	0	5	7	0.00	0.000										
PITCHER	IP	WLS	BF	H	R	ER	SO	BB	IBB	HBP	BLK	WP	HR	S	P	ERA	WHIP										
Trevor Hoffman, R ERA: 4.17 (9, 1)	1.0	S	3	0	0	0	1	0	0	0	0	0	0	9	13	0.00	0.000										

Seattle Mariners @ San Diego Padres
Qualcomm Stadium, San Diego, CA
Thu Jul 03 1997, 10:05 PM EDT
Att. 46,483 - Unknown - 87 F

AB 38
R 8
H 10
RBI 8
BB 7
SO 5
LOB 19



WP: 1 PA: 45
PB: 0
SB: 2
CS: 0

livebaseballscorecards.com

Batter	1	2	3	4	5	6	7	8	9
Rickey Henderson, R (1, 7) OBP: 0.442, SLG: 0.395									
Quilvio Veras, S (1, 4) OBP: 0.343, SLG: 0.349									
Tony Gwynn, L (1, 9) OBP: 0.439, SLG: 0.601									
Ken Caminiti, S (1, 5) OBP: 0.337, SLG: 0.379									
Archi Cianfrocco, R (3, 5) OBP: 0.330, SLG: 0.385									
Steve Finley, L (1, 8) OBP: 0.339, SLG: 0.550									
Chris Jones, R (8, 8) OBP: 0.313, SLG: 0.477									
Wally Joyner, L (1, 3) OBP: 0.406, SLG: 0.506									
Chris Gomez, R (1, 6) OBP: 0.330, SLG: 0.357									
John Flaherty, R (1, 2) OBP: 0.280, SLG: 0.354									
Sterling Hitchcock, L (1, 1) OBP: 0.194, SLG: 0.120									
Pete Smith, R (3, 1) ERA: 4.5									
Rich Batchelor, R (6, PH) OBP: 0.317, SLG: 0.398									
Greg Vaughn, R (7, 1) OBP: 0.417, SLG: 0.545									
Will Cunnane, R (8, 1) OBP: 0.294, SLG: 0.200									
Tim Worrell, R (8, PH) OBP: 0.341, SLG: 0.299									
Mark Sweeney, L (9, 1) OBP: 0.500, SLG: 0.500									
Trevor Hoffman, R (9, 1) ERA: 4.14									

AB	R	H	RBI	BB	SO	LOB
5	0	1	0	0	4	1
3	1	1	0	1	1	1
3	1	1	0	1	0	1
1	1	0	0	1	0	1
2	0	0	0	0	0	0
4	2	2	5	0	0	0
0	0	0	0	0	0	0
3	1	1	0	1	0	0
3	1	0	0	0	0	1
4	2	2	3	0	0	1
1	0	0	0	0	1	0
1	0	0	0	0	1	1
0	0	0	0	0	0	0
1	1	1	2	0	0	0
0	0	0	0	0	0	0
0	0	0	0	0	0	0
0	0	0	0	1	0	0
0	0	0	0	0	0	0

Inning	R	H	E	LOB	K	P	S	BB	IBB	HBP	BLK	WP	HR	S	P	ERA	WHIP
1	7	4	0	1	21	11	3	0	0	0	0	1	1	9	28	162.00	15.000
2	0	1	0	0	5	11	0	0	0	0	0	0	0	15	25	5.40	1.800
3	0	0	0	0	3	6	1	0	0	0	0	0	0	19	36	0.00	0.429
4	0	2	0	0	5	11	0	0	0	0	0	0	1	12	17	27.00	3.000
5	0	1	0	0	5	11	0	0	0	0	0	0	1	22	41	3.00	1.000
6	2	3	0	0	19	17	2	0	0	0	0	1	0	19	19		
7	0	0	0	0	7	7	0	0	0	0	0	0	0	7	7		
8	0	0	0	1	19	19	0	0	0	0	0	0	0	19	19		
9	0	0	0	0	0	0	0	0	0	0	0	0	0	0	0		

BOTTOM

Seattle Mariners @ San Diego Padres
Qualcomm Stadium, San Diego, CA

Thu Jul 03 1997, 10:05 PM EDT
Att: 46,483 - Unknown - 87 F

livebaseballscorecards.com

AB	31
R	10
H	9
RBI	10
BB	5
SO	7
LOB	7

PITCHER	IP	WLS	BF	H	R	ER	SO	BB	IBB	HBP	BLK	WP	HR	S	P	ERA	WHIP
Derek Lowe, R (1, 1) ERA: 7.06	0.1		7	2	6	6	1	3	0	0	0	1	1	9	28	162.00	15.000
Bob Wells, R (1, 1) ERA: 7.59	1.2		7	3	1	1	2	0	0	0	0	0	0	15	25	5.40	1.800
Josias Manzanillo, R (3, 1) ERA: 4.5	2.1		8	0	0	0	2	1	0	0	0	0	0	19	36	0.00	0.429
39 Greg McCarthy, L (5, 1) ERA: 4.18	0.2	L	4	2	2	2	0	0	0	0	0	0	1	12	17	27.00	3.000
Bobby Ayala, R (6, 1) ERA: 4.14	3.0		11	2	1	1	2	1	0	0	0	0	1	22	41	3.00	1.000

BOTTOM

Los Angeles Dodgers @ San Diego Padres
Qualcomm Stadium, San Diego, CA

AB 34
R 2
H 8
RBI 2
BB 4
SO 9
LOB 19



WP: 0 PA: 39
PB: 0
SB: 2
CS: 0

ERA WHIP

AB R H RBI BB SO LOB

5 1 2 0 0 1 2

4 1 3 1 1 0 1

5 0 1 0 0 0 4

3 0 0 0 1 1 3

3 0 0 1 0 2 2

2 0 0 0 2 1 2

4 0 0 0 0 1 4

4 0 1 0 0 0 1

2 0 1 0 0 1 0

0 0 0 0 0 0 0

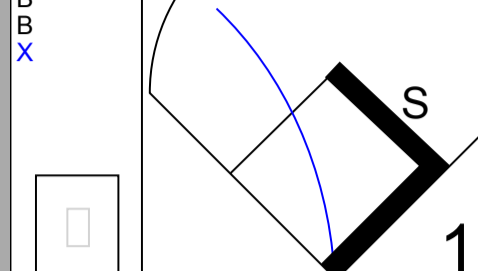
1 0 0 0 0 1 0

0 0 0 0 0 0 0

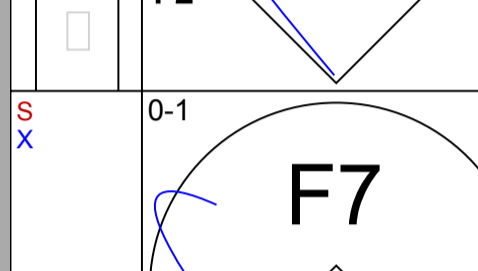
1 0 0 0 0 1 0

1B: 7 SF: 1
2B: 0 SAC: 0
3B: 0 DP: 0
HR: 1 HBP: 0

3-2



2-2



0-1



2-3



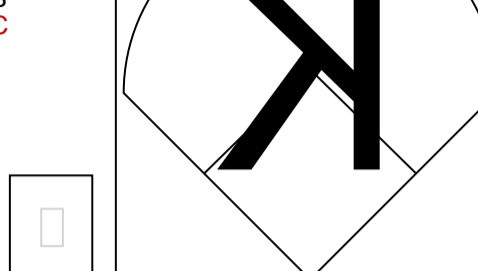
1-0



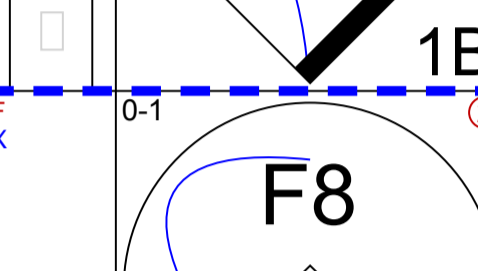
0-1



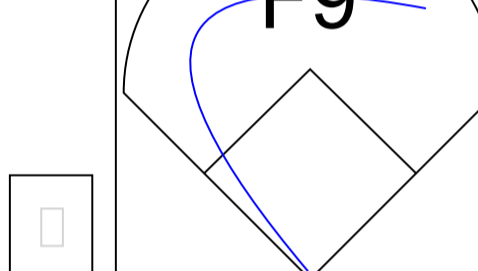
0-0



4-2



1-0



0-1



0-0



3-2



0-0



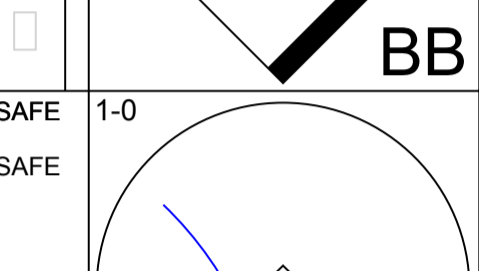
2-3



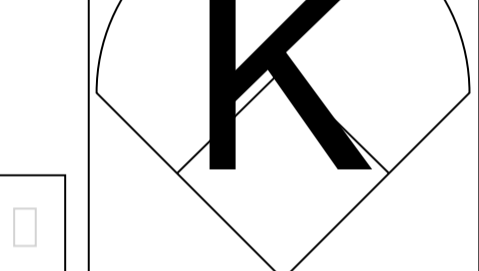
0-0



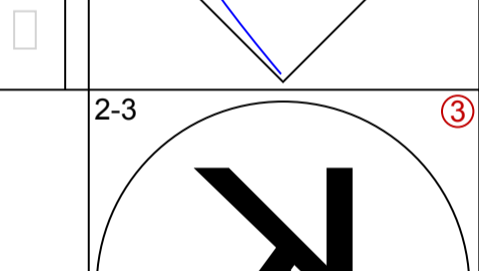
1-0



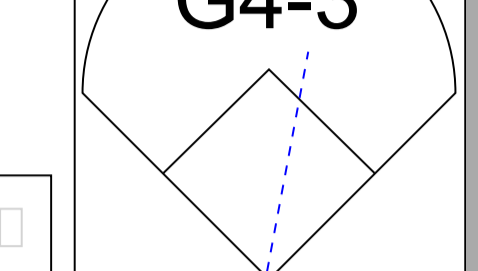
3-3



0-1



0-0



3-2



0-0



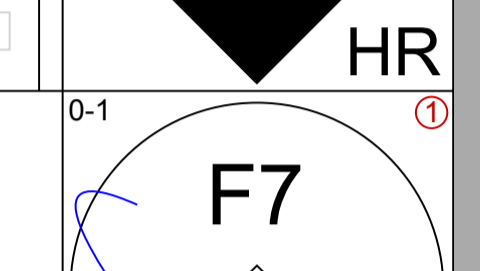
2-3



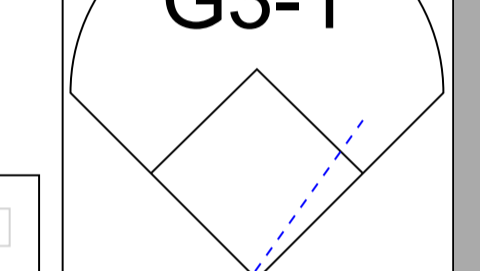
3-2



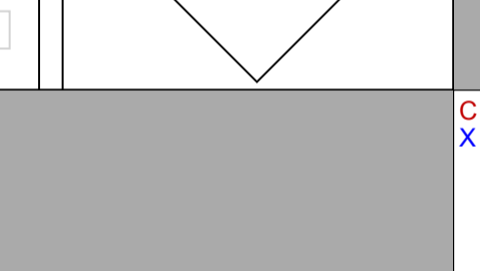
0-1



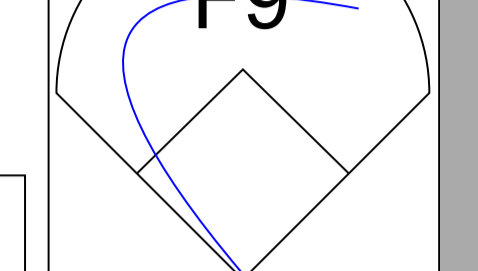
0-0



2-3



3-2



1-1



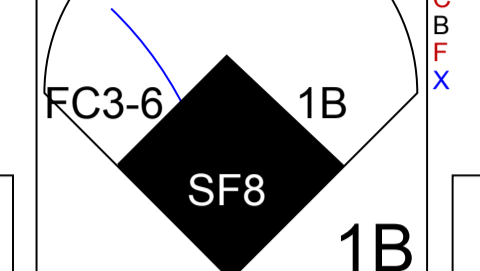
0-1



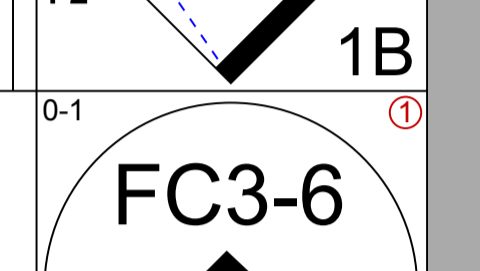
4-2



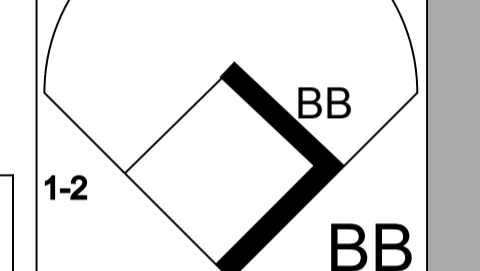
3-2



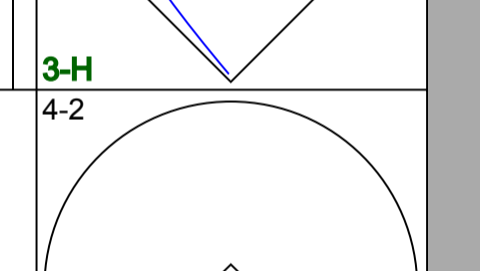
1-1



0-1



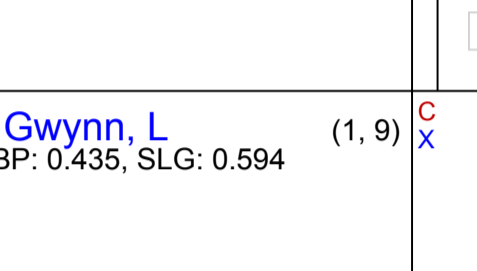
2-0



(1, 7)



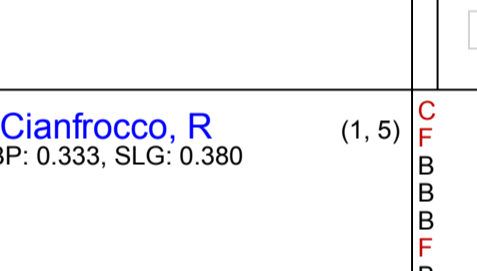
(1, 4)



(1, 9)



(1, 8)



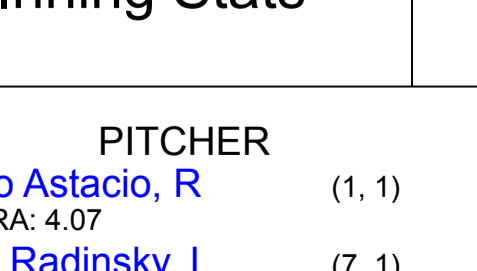
(1, 3)



(1, 5)



(1, 6)



(1, 2)



Rickey Henderson, R

OBP: 0.441, SLG: 0.395

Quilvio Veras, S

OBP: 0.351, SLG: 0.366

Tony Gwynn, L

OBP: 0.435, SLG: 0.594

Steve Finley, L

OBP: 0.338, SLG: 0.544

Wally Joyner, L

OBP: 0.400, SLG: 0.500

Archi Cianfrocco, R

OBP: 0.333, SLG: 0.380

Chris Gomez, R

OBP: 0.327, SLG: 0.353

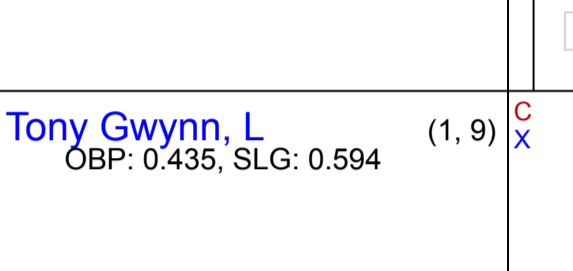
John Flaherty, R

OBP: 0.280, SLG: 0.352

(1, 1)



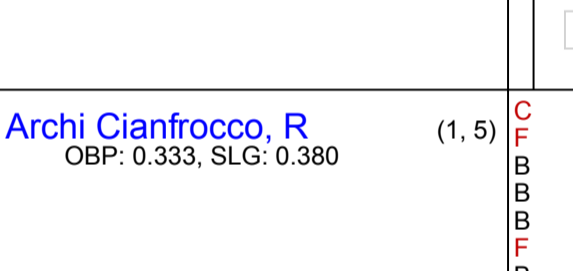
(6, 1)



(6, PH)



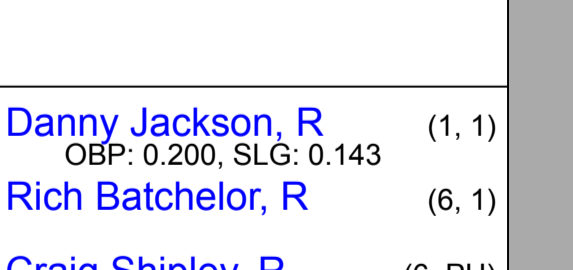
(7, 1)



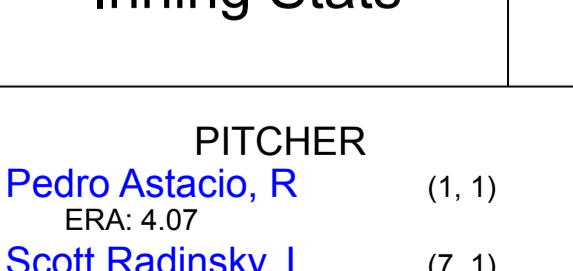
(9, PH)



(1, 1)



(6, 1)



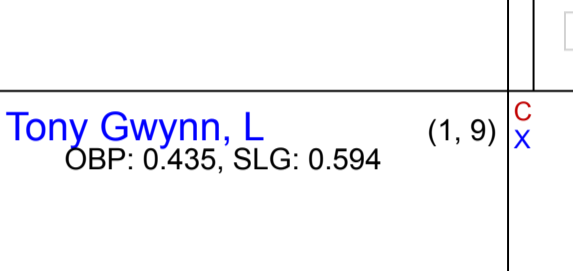
(6, PH)



FC3-6



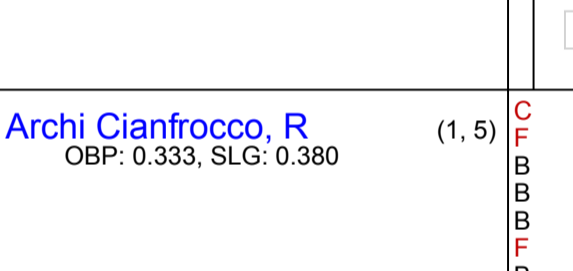
FC3-6



FC3-6



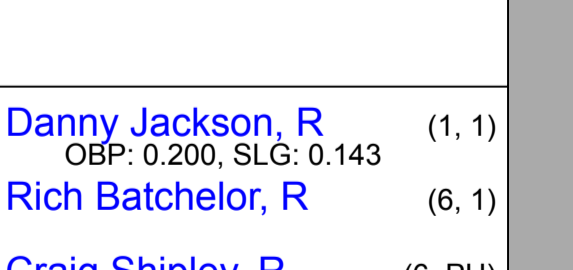
SF8



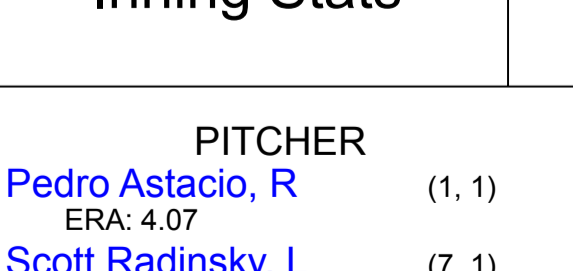
4-2



1-2



3-H



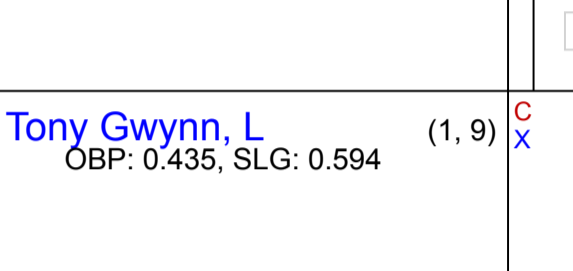
1-2



1B



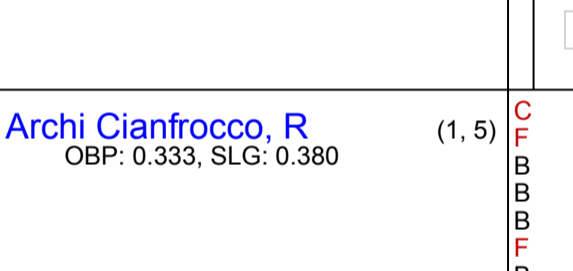
1B



BB



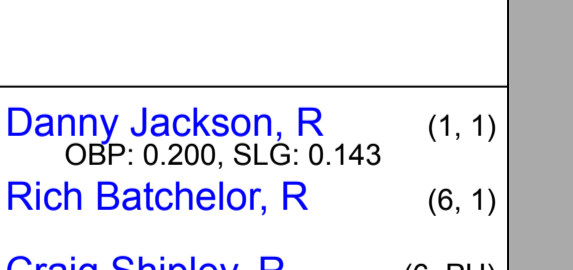
BB



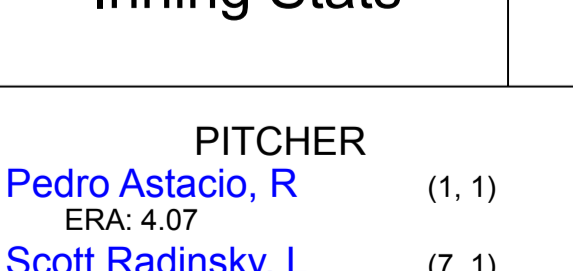
BB



BB



BB



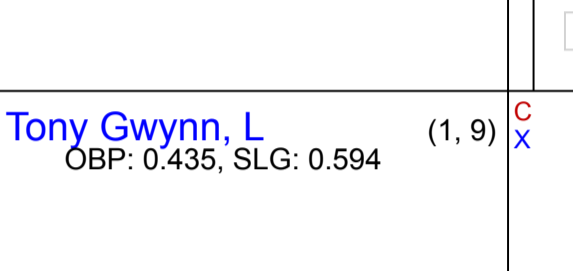
BB



G4-3



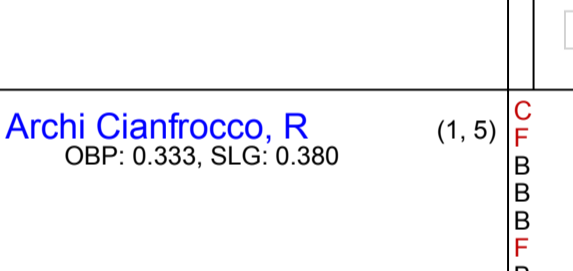
HR



F7



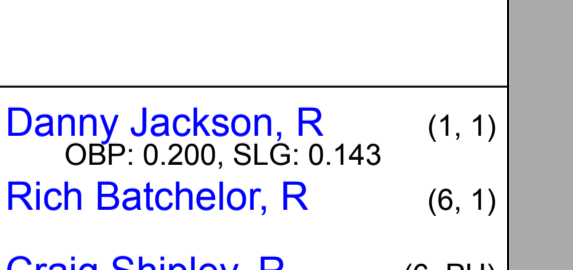
G3-1



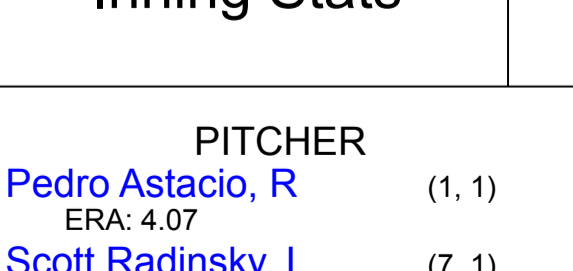
K



F8



G4-3



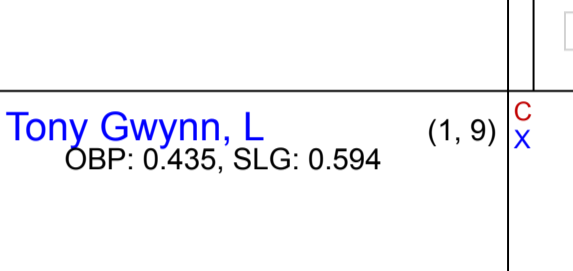
K



G6-3



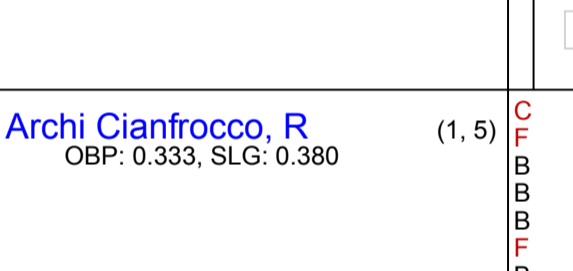
G6-3



G5-3



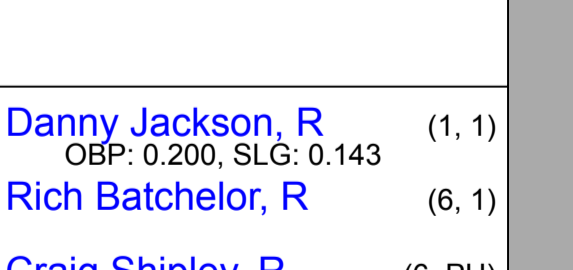
K



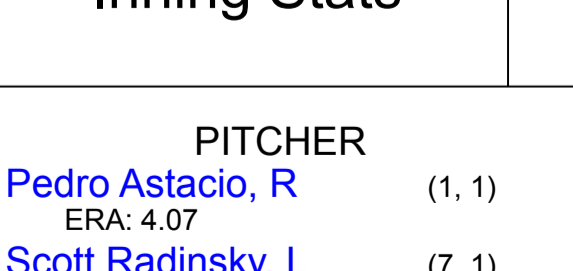
G6-3



G5-3



K



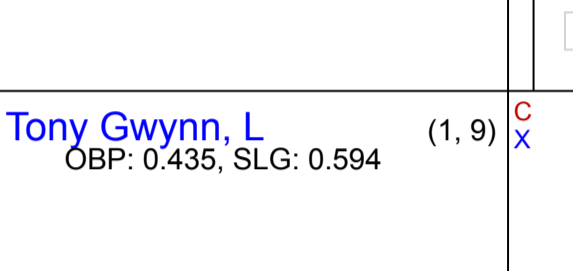
K



F9



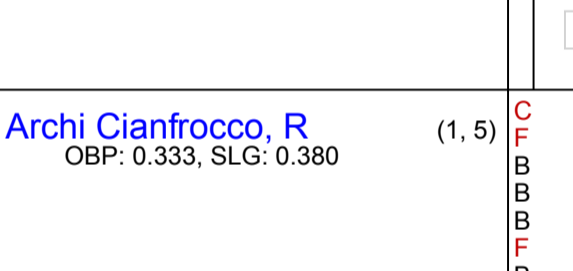
F7




F8



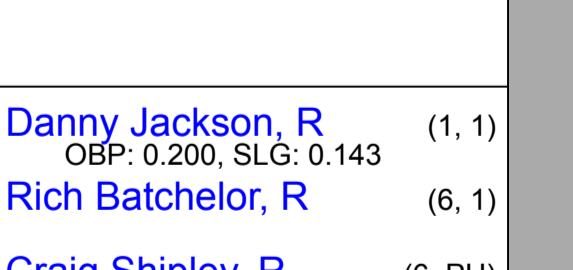
F9



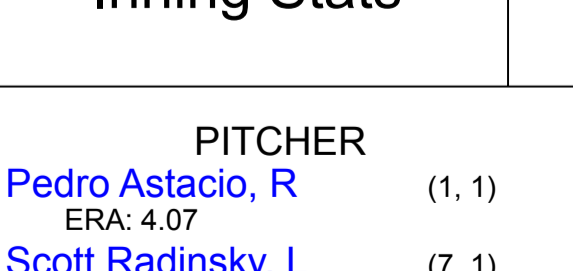
F9



F9



P4



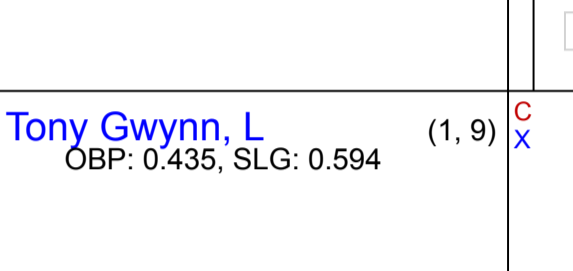
K



1B



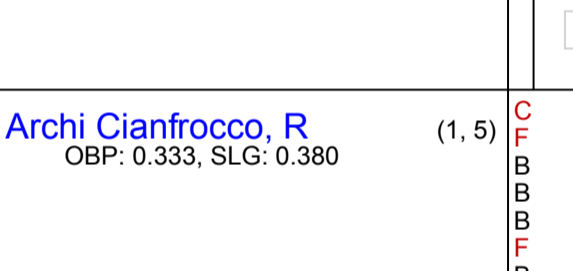
1B



1B



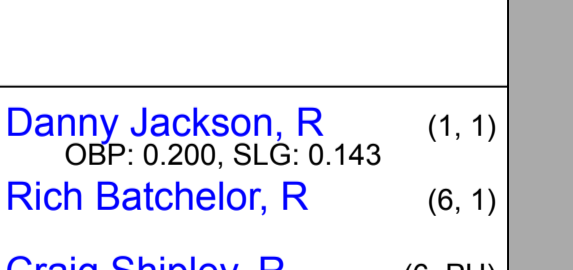
1B



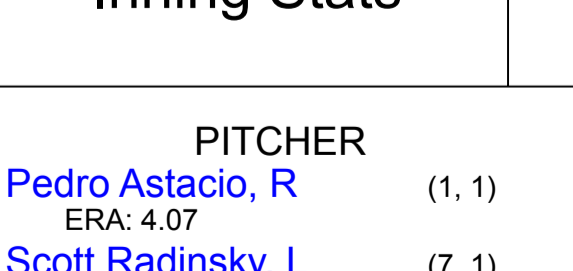
1B



1B



1B



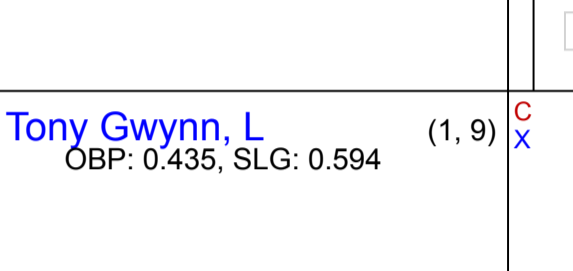
1B



1B



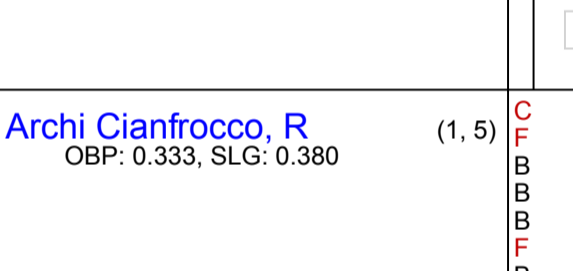
1B



1B



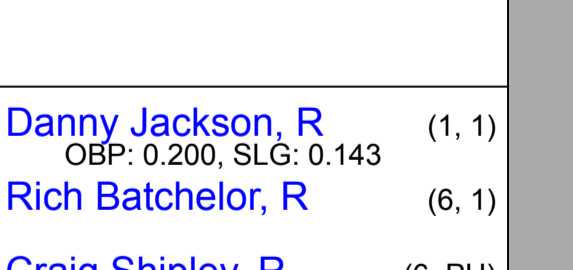
1B



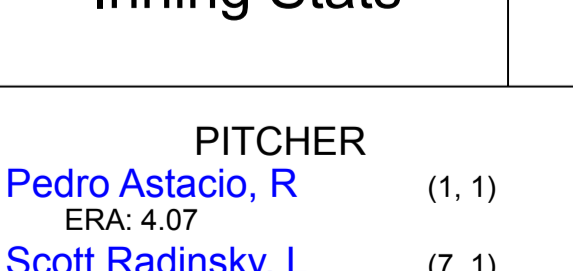
1B



1B



1B



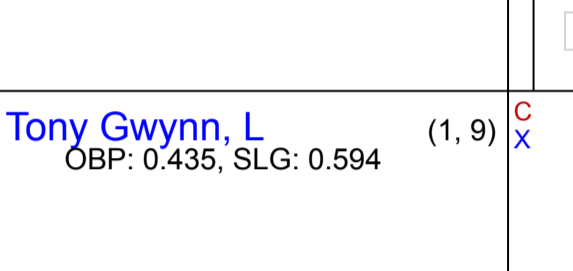
1B



1B



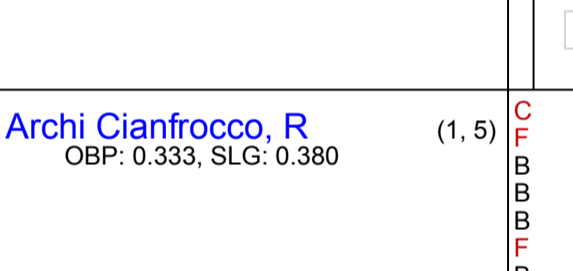
1B



1B



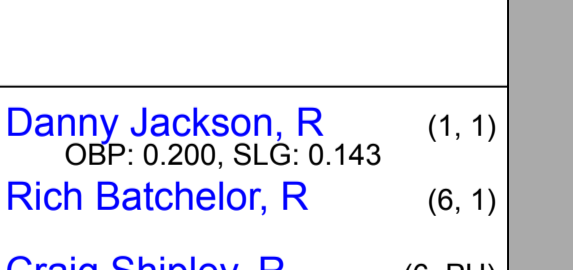
1B



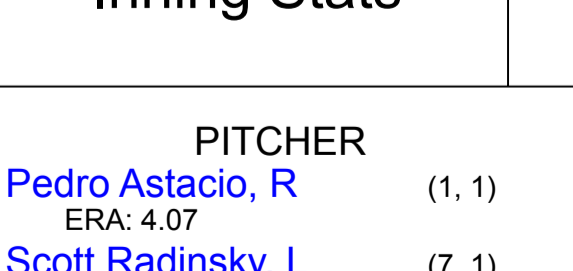
1B



1B



1B



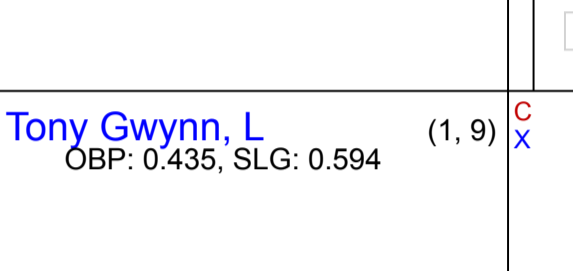
1B



1B



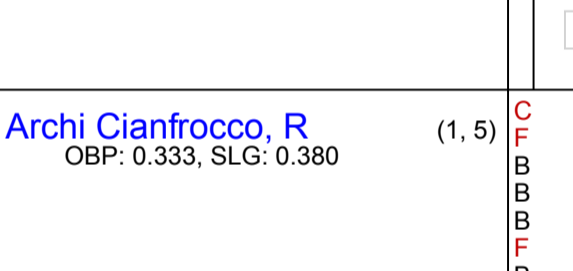
1B



1B



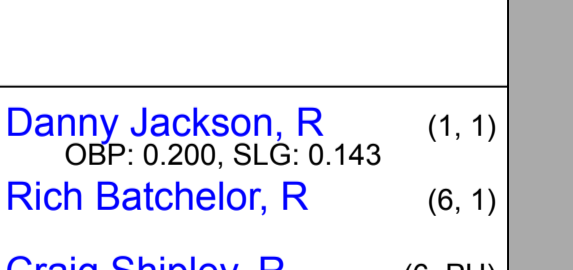
1B



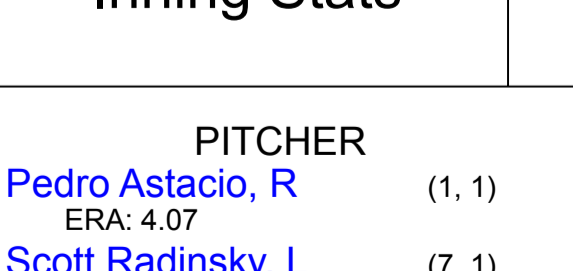
1B



1B



1B



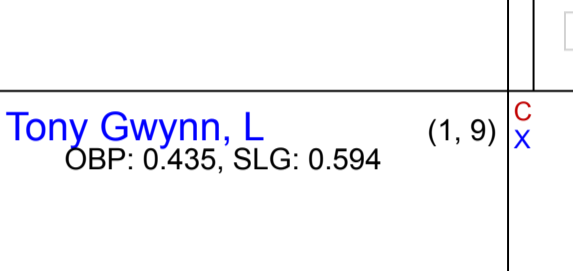
1B



1B



1B



Batter	1	2	3	4	5	6	7	8	9	AB R H RBI BB SO LOB	TOP			
Brett Butler, L (1, 7) OBP: 0.407, SLG: 0.344 Todd Hollandsworth, L (8, 7) OBP: 0.279, SLG: 0.327	3-1 F7		0-1 SH1-3 1B	3-2 P6			1-3 K		0-0 F8	4 1 1 0 0 1 1 1 0 0 0 0 0 0				
Roger Cedeno, S (1, 8) OBP: 0.324, SLG: 0.283	3-1 E 1B		0-0 SH1-3 1-2		1-0 G4-3		2-1 F7		4-0 S HR BB	3 1 1 0 1 0 0				
Mike Piazza, R (1, 2) OBP: 0.424, SLG: 0.584 Tom Prince, R (9, 2) OBP: 0.296, SLG: 0.250	0-0 E6 G6-4-3 1-2		2-1 E6 1B 1B G4-3 2-3		2-1 F9		0-0 G4-3		3-2 G5-3 1-2	5 1 0 0 0 0 3 0 0 0 0 0 0 0				
Eric Karros, R (1, 3) OBP: 0.345, SLG: 0.500	0-0 G6-4-3 1-2f		0-0 G4-3 1B CS 1B 1-2 3-H		0-1 F7			1-3 K	2-1 HR	5 1 2 3 0 1 2				
Raul Mondesi, R (1, 9) OBP: 0.344, SLG: 0.528		1-2 1B S 1B	0-1 G4-3 1-2 2-3 1B		1-2 G5-3			0-0 1B 3B 1B	1-0 G6-3	5 1 3 0 0 0 0				
Todd Zeile, R (1, 5) OBP: 0.321, SLG: 0.410		4-0 1B BB	1-0 G4-3 1-2 2-3 3-H		1-2 2B			1-0 3B 1B		3 1 2 1 1 0 2				
Greg Gagne, R (1, 6) OBP: 0.314, SLG: 0.392		0-1 L9	0-0 CS 3-H	1-3 K		2-2 G5-3		0-0 SH5-3 3B 1-H 2-H		4 1 1 2 0 1 3				
Tripp Cramer, R (1, 4) OBP: 0.467, SLG: 0.462		0-0 G6-3 1-2 2-3 1B		0-0 SH3-4 1B		4-0 IBB		0-0 SH5-3		2 0 2 1 1 0 0				
Ismael Valdez, R (1, 1) OBP: 0.086, SLG: 0.030 Mark Guthrie, R (6, 1) Nelson Liriano, S (8, PH) OBP: 0.302, SLG: 0.386 Darren Hall, R (8, 1)		0-1 G6-3 1-2f	0-0 SH3-4 1-2		0-1 G1-5-3			3-2 G6-3		2 0 0 0 0 0 5 0 0 0 0 0 0 0 1 0 0 0 0 0 0 0 0 0 0 0 0 0				
Inning Stats	R: 0 E: 1 K: 0 S: 6 H: 1 LOB: 1 BB: 0 P: 12	R: 0 E: 0 K: 0 S: 8 H: 2 LOB: 2 BB: 1 P: 13	R: 2 E: 1 K: 0 S: 9 H: 3 LOB: 1 BB: 0 P: 12	R: 0 E: 0 K: 1 S: 9 H: 1 LOB: 1 BB: 0 P: 13	R: 0 E: 0 K: 0 S: 5 H: 0 LOB: 0 BB: 0 P: 8	R: 0 E: 0 K: 0 S: 12 H: 1 LOB: 2 BB: 1 P: 20	R: 0 E: 0 K: 1 S: 7 H: 0 LOB: 0 BB: 0 P: 10	R: 3 E: 0 K: 1 S: 10 H: 3 LOB: 0 BB: 0 P: 15	R: 2 E: 0 K: 0 S: 8 H: 1 LOB: 0 BB: 1 P: 18	1B: 9 2B: 1 3B: 1 HR: 1 SF: 0 SAC: 3 DP: 2 HBP: 0	WP: 0 PB: 0 SB: 2 CS: 1 PA: 42			
PITCHER	IP WLS BF H R ER SO BB IBB HBP BLK WP HR S P ERA WHIP												PITCHER	IP WLS BF H R ER SO BB IBB HBP BLK WP HR S P ERA WHIP
Andy Ashby, R (1, 1) ERA: 3.54 Tim Worrell, R (8, 1) ERA: 5.3 Pete Smith, R (9, 1) ERA: 5.7	7.1 L 34 11 5 4 3 1 1 0 0 0 0 62 96 4.91 1.636													

Los Angeles Dodgers @ San Diego Padres
Qualcomm Stadium, San Diego, CA
Sat Jul 05 1997, 6:33 AM EDT
Att. 45,066 - Sunny - 75 F

AB	35
R	7
H	12
RBI	7
BB	3
SO	3
LOB	16



Batter	1	2	3	4	5	6	7	8	9	AB R H RBI BB SO LOB	TOP											
Brett Butler, L (1, 7) OBP: 0.407, SLG: 0.351 Todd Hollandsworth, L (9, 7) OBP: 0.279, SLG: 0.327	3-2 SH1-4 1B 2B	0-1 G6-3		1-2 S 1B 2-H 3-H		1-2 G4-3			0-3 K	5 1 2 2 0 1 1 0 0 0 0 0 0 0												
Roger Cedeno, S (1, 8) OBP: 0.330, SLG: 0.295	0-0 SH1-4 2-3		3-2 G4-3	4-2 S BB			0-0 E SF7 2B		1-3 K	3 1 1 0 1 1 0												
Mike Piazza, R (1, 2) OBP: 0.424, SLG: 0.580	0-2 BB 1B 3-H		0-0 L6	4-1 1-2 2-3 IBB			0-2 E6 2-3		2-3 K	4 0 1 1 1 1 1												
Eric Karros, R (1, 3) OBP: 0.344, SLG: 0.497	4-0 1-2 BB		1-3 K	0-0 F9			0-0 SF7			2 0 0 1 1 1 3												
Raul Mondesi, R (1, 9) OBP: 0.346, SLG: 0.529	3-3 K			0-1 1B 2B	3-1 G6-4-3 HBP		0-0 F9			3 1 1 0 0 1 3												
Todd Zeile, R (1, 5) OBP: 0.320, SLG: 0.408	2-3 K			2-2 SH1-4 1B 2-H 1B	1 SAFE 2-3 K		2-0 F7			4 1 1 1 0 2 4												
Greg Gagne, R (1, 6) OBP: 0.313, SLG: 0.390		1-0 SH3-4 1B		1 SAFE 3-2 F7	0-1 G6-4-3			0-3 K		4 0 1 0 0 1 2												
Tripp Cramer, R (1, 4) OBP: 0.441, SLG: 0.433		1 SAFE 1-0 L9		0-1 SH1-4 1B 1-2 1B		0-0 F8		1-0 F9		4 1 1 0 0 0 1												
Tom Candiotti, R (1, 1) Scott Radinsky, L (8, 1) Todd Worrell, R (9, 1)		0-0 SH3-4 1-2		0-0 SH1-4		0-0 F9		0-3 K		2 0 0 0 0 1 0 0 0 0 0 0 0 0 0 0 0 0 0 0 0												
Inning Stats	R: 1 E: 0 K: 2 S: 13	H: 2 LOB: 2 BB: 1 P: 25	R: 0 E: 0 K: 0 S: 5	H: 1 LOB: 1 BB: 0 P: 7	R: 0 E: 0 K: 1 S: 8	H: 0 LOB: 0 BB: 0 P: 12	R: 3 E: 0 K: 0 S: 22	H: 4 LOB: 3 BB: 2 P: 36	R: 0 E: 0 K: 1 S: 6	H: 0 LOB: 0 BB: 0 P: 11	R: 0 E: 0 K: 0 S: 6	H: 0 LOB: 0 BB: 0 P: 7	R: 1 E: 1 K: 0 S: 7	H: 1 LOB: 1 BB: 0 P: 9	R: 0 E: 0 K: 2 S: 7	H: 0 LOB: 0 BB: 0 P: 8	R: 0 E: 0 K: 3 S: 10	H: 0 LOB: 0 BB: 0 P: 13	1B: 5 2B: 3 3B: 0 HR: 0	SF: 1 SAC: 3 DP: 1 HBP: 1	WP: 0 PB: 0 SB: 2 CS: 0	PA: 39
PITCHER	IP WLS BF H R ER SO BB IBB HBP BLK WP HR S P ERA WHIP																					
Sean Bergman, R (1, 1) ERA: 5.01	3.2 L 19 7 4 4 3 1 0 0 0 0 0 0 41 65 9.82 2.182																					
Will Cunnane, R (4, 1) ERA: 6.29	1.1 6 0 0 0 1 1 1 1 0 0 0 0 13 26 0.00 0.750																					
Joey Hamilton, R (6, 1) ERA: 4.21	3.0 11 1 1 0 2 0 0 0 0 0 0 0 20 24 0.00 0.333																					
Trevor Hoffman, R (9, 1) ERA: 4.06	1.0 3 0 0 0 3 0 0 0 0 0 0 0 10 13 0.00 0.000																					

Los Angeles Dodgers @ San Diego Padres
Qualcomm Stadium, San Diego, CA
Sun Jul 06 1997, 6:33 AM EDT
Att. 35,862 - Sunny - 80 F

AB	31
R	5
H	8
RBI	5
BB	3
SO	9
LOB	15



WP	0	PA	39
PB	0		
SB	2		
CS	0		

PITCHER	IP	WLS	BF	H	R	ER	SO	BB	IBB	HBP	BLK	WP	HR	S	P	ERA	WHIP
Sean Bergman, R	3.2	L	19	7	4	4	3	1	0	0	0	0	0	41	65	9.82	2.182
Will Cunnane, R	1.1		6	0	0	0	1	1	1	1	0	0	0	13	26	0.00	0.750
Joey Hamilton, R	3.0		11	1	1	0	2	0	0	0	0	0	0	20	24	0.00	0.333
Trevor Hoffman, R	1.0		3	0	0	0	3	0	0	0	0	0	0	10	13	0.00	0.000

Batter	1	2	3	4	5	6	7	8	9	AB R H RBI BB SO LOB	TOP
Rickey Henderson, R OBP: 0.436, SLG: 0.405 (1, 7)	F8	G4-3		HR BB	1B		K		K	5 1 1 0 1 2 0	
Quilvio Veras, S OBP: 0.354, SLG: 0.365 (1, 4)	HR 1B	1B		P4	K			1B SF8 1B	G4-3	6 2 3 0 0 1 2	
Tony Gwynn, L OBP: 0.430, SLG: 0.583 (1, 9)	HR 1B	L9		E4 HR	F7			SF8 1B	G4-3	6 3 2 0 0 0 3	
Ken Caminiti, S OBP: 0.338, SLG: 0.404 (1, 5)	HR			G5-3	HR		L9	G4-3		5 2 2 6 0 0 2	
Steve Finley, L OBP: 0.333, SLG: 0.530 (1, 8)	1B FC5-4 BB			1B BB	K2-3		F8	SF8		3 2 1 1 1 1 0	
Wally Joyner, L OBP: 0.413, SLG: 0.514 (1, 3)	1B FC5-4			1B BB	1B		1B	1B IBB		3 1 3 0 2 0 0	
Chris Gomez, R OBP: 0.327, SLG: 0.350 (1, 6)	FC5-4 WP			K	1B		K	1B		5 0 2 2 0 2 4	
John Flaherty, R OBP: 0.279, SLG: 0.349 (1, 2)	K			1B	K		G1-3	1B		5 0 2 2 0 2 3	
Andy Ashby, R OBP: 0.091, SLG: 0.063 (1, 1)		L4		K			F8	G4-3		3 0 0 0 0 2 2	
Greg Vaughn, R OBP: 0.316, SLG: 0.396 (7, PH)										1 0 0 0 0 0 0	
Jim Bruske, R OBP: 0.200, SLG: 0.400 (7, 1)										1 0 0 0 0 0 2	
Pete Smith, R (9, 1)										0 0 0 0 0 0 0	
Inning Stats	R: 4 H: 4 E: 0 K: 1 S: 22	R: 0 H: 1 E: 0 K: 0 S: 8	R: 1 H: 2 E: 0 K: 2 S: 12	R: 3 H: 3 E: 1 K: 2 S: 16	R: 0 H: 1 E: 0 K: 2 S: 12	R: 0 H: 1 E: 0 K: 1 S: 9	R: 0 H: 0 E: 0 K: 1 S: 11	R: 3 H: 4 E: 0 K: 0 S: 19	R: 0 H: 0 E: 0 K: 1 S: 6	1B: 14 SF: 1 2B: 0 SAC: 0 3B: 0 DP: 0 HR: 2 HBP: 0	WP: 1 PA: 48 PB: 0 SB: 1 CS: 0
PITCHER	IP WLS BF H R ER SO BB IBB HBP BLK WP HR S P ERA WHIP										
John Burke, R ERA: 6.56 (1, 1)	4.0 L 26 10 8 7 5 3 0 0 0 0 1 2 58 93 15.75 3.250										
Mike DeJean, R ERA: 3.0 (5, 1)	2.0 8 2 0 0 3 0 0 0 0 0 0 0 21 29 0.00 1.000										
Jerry Dipoto, R ERA: 5.3 (7, 1)	2.0 11 4 3 3 1 0 1 0 0 0 0 0 30 45 13.50 2.000										
Curt Leskanic, R ERA: 5.66 (9, 1)	1.0 3 0 0 0 0 1 0 0 0 0 0 0 6 6 0.00 0.000										

San Diego Padres @ Colorado Rockies
Coors Field, Denver, CO
Thu Jul 10 1997, 7:05 PM MDT
Att. 45,833 - Unknown - 90 F

AB	43
R	11
H	16
RBI	11
BB	4
SO	10
LOB	18



Batter	1	2	3	4	5	6	7	8	9	AB R H RBI BB SO LOB
Eric Young Sr., R OBP: 0.377, SLG: 0.419 (1, 4)	3-1 1B SF8 BB		1-0 G4-3		2-2 G4-3		0-3 K			3 1 0 0 1 1 0
Quinton McCracken, S OBP: 0.335, SLG: 0.342 (1, 8)	2-2 SF8 S 2B 1B		2-1 G5-3		0-1 HR 1B		1-2 K			4 2 2 0 0 1 0
Larry Walker, L OBP: 0.496, SLG: 0.750 (1, 9)	0-2 SF8 1-3 3-H		0-2 1B WP 1B		1-1 HR 1-H		0-2 F7			3 2 2 3 0 0 0
Andres Galarraga, R OBP: 0.401, SLG: 0.584 (1, 3)	0-0 2B 3-H		0-0 WP 1B 1-3		2-1 G5-3		1-1 G6-3			4 0 2 1 0 0 0
Dante Bichette, R OBP: 0.328, SLG: 0.464 (1, 7)	0-0 P6		2-2 L5 1-2 3-H		1-2 1B		0-3 K			4 0 1 0 0 1 2
Vinny Castilla, R OBP: 0.334, SLG: 0.524 (1, 5)	1-3 K			1-2 P6	0-1 G1-3		0-1 F8			4 0 0 0 0 1 2
Jeff Reed, L OBP: 0.366, SLG: 0.488 (1, 2)		2-2 L7		0-0 F7		3-1 F8		3-2 F7		4 0 0 0 0 0 0
Walt Weiss, S OBP: 0.352, SLG: 0.351 (1, 6)		2-1 CS 1B		1-1 1B		2-3 K		3-3 K		4 0 2 0 0 2 0
John Burke, S OBP: 0.158, SLG: 0.158 Angel Echevarria, R OBP: 0.333, SLG: 0.250 Mike DieJean, R OBP: 0.500, SLG: 1.000 John Vander Wal, L OBP: 0.271, SLG: 0.210 Jerry Dipoto, R OBP: 0.125, SLG: 0.125 Curt Leskanic, R OBP: 0.243, SLG: 0.541 (1, 1) (4, PH) (5, 1) (6, PH) (7, 1) (9, 1) (9, PH)		2-1 G4-3 1-2		2-1 G6-3		1-0 F8		1-3 K		1 0 0 0 0 0 0 1 1 0 0 0 0 0 0 1 0 0 0 0 0 0 0 0 1 0 1 0 0 0 0 0 1 0

Inning Stats	R: 2 E: 0 K: 1 S: 14	H: 2 LOB: 1 BB: 1 P: 20	R: 0 E: 0 K: 0 S: 12	H: 1 LOB: 0 BB: 0 P: 17	R: 1 E: 0 K: 0 S: 11	H: 2 LOB: 1 BB: 0 P: 16	R: 0 E: 0 K: 0 S: 9	H: 1 LOB: 1 BB: 0 P: 13	R: 2 E: 0 K: 0 S: 17	H: 3 LOB: 1 BB: 0 P: 23	R: 0 E: 0 K: 1 S: 7	H: 0 LOB: 0 BB: 0 P: 13	R: 0 E: 0 K: 2 S: 9	H: 0 LOB: 0 BB: 0 P: 10	R: 0 E: 0 K: 1 S: 7	H: 0 LOB: 0 BB: 0 P: 8	R: 0 E: 0 K: 2 S: 10	H: 0 LOB: 0 BB: 0 P: 17	1B: 7 2B: 1 3B: 0 HR: 1	SF: 1 SAC: 0 DP: 0 HBP: 0
--------------	-------------------------------	----------------------------------	-------------------------------	----------------------------------	-------------------------------	----------------------------------	------------------------------	----------------------------------	-------------------------------	----------------------------------	------------------------------	----------------------------------	------------------------------	----------------------------------	------------------------------	---------------------------------	-------------------------------	----------------------------------	----------------------------------	------------------------------------

PITCHER	IP	WLS	BF	H	R	ER	SO	BB	IBB	HBP	BLK	WP	HR	S	P	ERA	WHIP
Andy Ashby, R ERA: 3.77 (1, 1)	6.0		27	9	5	5	2	1	0	0	0	1	1	70	102	7.50	1.667
Jim Bruske, R ERA: 3.38 (7, 1)	2.0		6	0	0	0	3	0	0	0	0	0	0	16	18	0.00	0.000
Pete Smith, R ERA: 5.54 (9, 1)	1.0		3	0	0	0	2	0	0	0	0	0	0	10	17	0.00	0.000

BOTTOM

San Diego Padres @ Colorado Rockies
Coors Field, Denver, CO
 Thu Jul 10 1997, 7:05 PM MDT
 Att: 45,833 - Unknown - 90 F

livebaseballscorecards.com

AB	34
R	5
H	9
RBI	4
BB	1
SO	7
LOB	6



WP: 1	PA: 36
PB: 0	
SB: 1	
CS: 1	

Batter	1	2	3	4	5	6	7	8	9	10	11	AB	R	H	RBI	BB	SO	LOB	TOP							
Rickey Henderson, R OBP: 0.433, SLG: 0.402 Rich Batchelor, R (7, 1) Mark Sweeney, L OBP: 0.333, SLG: 0.293 (8, 3)	1-3 K			0-1 G6-3	1-1 G5-3		2-2 S 1B		0-0 G4-6-3 1B		1-1 F8	4	0	1	0	0	1	1								
Quilvio Veras, S OBP: 0.348, SLG: 0.357 (1, 4)	0-1 G5-3			1-3 K		0-0 F7	1-0 G5-3		3-2 G4-6-3		3-2 G3	6	0	0	0	0	1	5								
Tony Gwynn, L OBP: 0.436, SLG: 0.604 (1, 9)	1-0 G4-3			3-2 BB 1B		1-1 1B		1-2 HR		0-0 HR	4-0 IBB	5	2	4	3	1	0	0								
Ken Caminiti, S OBP: 0.338, SLG: 0.398 (1, 5)				4-1 G4-6-3 BB		0-3 K		2-1 G4-3		1-3 K	1-0 G6-3	4	0	0	0	2	2	3								
Steve Finley, L OBP: 0.331, SLG: 0.524 (1, 8)				0-0 G4-6-3		0-2 1B		1-2 G3-1		2-2 G6-3		5	0	1	0	0	1	3								
Wally Joyner, L OBP: 0.409, SLG: 0.508 Chris Jones, R OBP: 0.327, SLG: 0.483 Tim Worrell, R OBP: 0.294, SLG: 0.200 Craig Shipley, R OBP: 0.324, SLG: 0.618 Trevor Hoffman, R OBP: 0.500, SLG: 0.500 (8, PH) (8, 1) (10, PH) (10, 1)				0-1 L5		1-2 F8		4-0 BB		1-0 F9		3	0	0	0	0	0	2								
Chris Gomez, R OBP: 0.328, SLG: 0.352 (1, 6)				1-0 G6-3		3-2 1B 2B		1-1 G6-3		1-0 L4		4	1	1	0	1	0	1								
John Flaherty, R OBP: 0.281, SLG: 0.350 (1, 2)				1-1 G6-3		0-1 SH1-4 1B		0-2 E5 1B		2-1 1B BB G4-6-3 1B		5	1	2	1	0	0	1								
Sterling Hitchcock, L OBP: 0.148, SLG: 0.115 Will Cunnane, R OBP: 0.417, SLG: 0.545 Greg Vaughn, R OBP: 0.320, SLG: 0.402 (6, 1) (7, PH) (7, 7)				1-1 G6-3		0-0 SH1-4 1B		2-2 F8		4-2 G4-6-3 1B HR BB		1	0	0	0	0	0	0								
												2	1	1	0	1	0	1								
Inning Stats	R: 0 E: 0 K: 1 S: 6	H: 0 LOB: 0 BB: 0 P: 8	R: 0 E: 0 K: 0 S: 4	H: 0 LOB: 0 BB: 1 P: 8	R: 0 E: 0 K: 0 S: 5	H: 0 LOB: 0 BB: 0 P: 8	R: 0 E: 0 K: 2 S: 14	H: 1 LOB: 2 BB: 1 P: 25	R: 1 E: 0 K: 0 S: 11	H: 2 LOB: 1 BB: 0 P: 16	R: 0 E: 1 K: 1 S: 13	H: 2 LOB: 2 BB: 0 P: 14	R: 0 E: 1 K: 0 S: 14	H: 1 LOB: 2 BB: 0 P: 20	R: 1 E: 0 K: 0 S: 10	H: 1 LOB: 1 BB: 1 P: 19	R: 3 E: 0 K: 1 S: 15	H: 3 LOB: 0 BB: 1 P: 25	R: 0 E: 0 K: 0 S: 10	H: 0 LOB: 1 BB: 1 P: 17	R: 0 E: 0 K: 0 S: 10	H: 1 LOB: 2 BB: 1 P: 20	1B: 7 2B: 2 3B: 0 HR: 2	SF: 0 SAC: 1 DP: 2 HBP: 0	WP: 0 PB: 0 SB: 1 CS: 0	PA: 49
PITCHER	IP	WLS	BF	H	R	ER	SO	BB	IBB	HBP	BLK	WP	HR	S	P	ERA	WHIP									
John Thomson, R ERA: 5.53 Mike Munoz, L ERA: 5.86 Curt Leskanic, R ERA: 6.65 Jerry Dipoto, R ERA: 5.1	(1, 1)		7.0	29	6	1	1	4	2	0	0	0	0	67	99	1.29	1.143									
	(8, 1)		1.0	5	1	1	1	0	1	0	0	0	1	10	19	9.00	2.000									
	(9, 1)		1.0	6	3	3	3	1	1	0	0	0	1	15	25	27.00	4.000									
	(10, 1)	W	2.0	9	1	0	0	0	1	1	0	0	0	20	37	0.00	1.000									

San Diego Padres @ Colorado Rockies
 Coors Field, Denver, CO
 Fri Jul 11 1997, 7:05 PM MDT
 Att: 48,053 - Unknown - 70 F

AB	42
R	5
H	11
RBI	4
BB	6
SO	5
LOB	18



livebaseballscorecards.com

Batter	1	2	3	4	5	6	7	8	9	AB R H RBI BB SO LOB	TOP
Quilvio Veras, S (1, 4) OBP: 0.345, SLG: 0.356	3-2 	2-3 		2-2 	3-1 		1-2 		0-2 	6 2 1 2 0 1 1	
Steve Finley, L (1, 8) OBP: 0.331, SLG: 0.531	0-1 	1-2 		0-0 	2-0 		0-0 		2-3 	6 2 2 2 0 1 2	
Tony Gwynn, L (1, 9) OBP: 0.440, SLG: 0.607	0-1 	2-1 		0-0 	2-2 		4-0 		1-0 	5 2 3 2 1 0 1	
Ken Caminiti, S (1, 5) OBP: 0.343, SLG: 0.403	2-2 		3-3 	3-2 	1-0 		4-1 			4 1 2 0 1 1 1	
Wally Joyner, L (1, 3) OBP: 0.410, SLG: 0.506 Archi Cianfrocco, R (5, 3) OBP: 0.323, SLG: 0.363	3-2 		4-2 	1-1 	2-1 		4-0 			3 1 1 2 1 0 3	
Greg Vaughn, R (1, 7) OBP: 0.318, SLG: 0.397 Jim Bruske, R (7, 1) OBP: 0.200, SLG: 0.400 Trevor Hoffman, R (9, 1) OBP: 0.500, SLG: 0.500	0-0 		2-3 	1-3 		1-0 	1-2 			5 0 1 1 0 2 5	
Chris Gomez, R (1, 6) OBP: 0.330, SLG: 0.354 Craig Shipley, R (1, 6) OBP: 0.342, SLG: 0.622	3-2 		0-2 		4-2 	1-1 		0-1 		1 0 1 0 0 0 0	
Carlos Hernandez, R (1, 2) OBP: 0.321, SLG: 0.408 John Flaherty, R (6, PR) OBP: 0.280, SLG: 0.349	0-0 		1-0 		1-1 	2-1 		1-1 		4 1 2 1 0 0 2	
Joey Hamilton, R (1, 1) OBP: 0.179, SLG: 0.393 Rickey Henderson, R (7, 7) OBP: 0.432, SLG: 0.400		0-0 	1-1 		0-0 	0-0 		2-3 		3 0 1 0 0 0 2	
Inning Stats	R: 4 H: 5 E: 1 LOB: 1 K: 0 BB: 0 S: 19 P: 30	R: 0 H: 1 E: 0 LOB: 1 K: 1 BB: 0 S: 10 P: 15	R: 2 H: 2 E: 0 LOB: 1 K: 2 BB: 1 S: 15 P: 26	R: 2 H: 3 E: 0 LOB: 1 K: 1 BB: 0 S: 13 P: 20	R: 3 H: 4 E: 0 LOB: 2 K: 0 BB: 1 S: 17 P: 32	R: 0 H: 0 E: 1 LOB: 1 K: 0 BB: 0 S: 6 P: 10	R: 0 H: 0 E: 0 LOB: 3 K: 0 BB: 3 S: 8 P: 22	R: 0 H: 0 E: 0 LOB: 0 K: 1 BB: 0 S: 7 P: 10	R: 0 H: 0 E: 0 LOB: 0 K: 1 BB: 0 S: 8 P: 11	1B: 9 SF: 0 2B: 5 SAC: 1 3B: 0 DP: 1 HR: 1 HBP: 0	WP: 1 PA: 48 PB: 0 SB: 0 CS: 0
PITCHER Bill Swift, R (1, 1) ERA: 5.54 Mike DeJean, R (4, 1) ERA: 3.95 Jeff McCurry, R (5, 1) ERA: 3.45 Steve Reed, R (7, 1) ERA: 4.86 Curt Leskanic, R (8, 1) ERA: 6.35	IP WLS BF H R ER SO BB IBB HBP BLK WP HR S P ERA WHIP 3.0 L 18 8 6 5 3 1 0 0 0 1 1 44 71 15.00 3.000	PITCHER Mike Munoz, L (9, 1) ERA: 5.65	IP WLS BF H R ER SO BB IBB HBP BLK WP HR S P ERA WHIP 1.0 3 0 0 0 1 0 0 0 0 0 0 0 21 36 33.75 4.500	IP WLS BF H R ER SO BB IBB HBP BLK WP HR S P ERA WHIP 1.2 8 2 0 0 0 0 0 0 0 0 0 15 26 0.00 1.200	IP WLS BF H R ER SO BB IBB HBP BLK WP HR S P ERA WHIP 1.0 6 0 0 0 0 3 0 0 0 0 0 8 22 0.00 3.000	IP WLS BF H R ER SO BB IBB HBP BLK WP HR S P ERA WHIP 1.0 3 0 0 0 1 0 0 0 0 0 0 7 10 0.00 0.000	IP WLS BF H R ER SO BB IBB HBP BLK WP HR S P ERA WHIP 1.0 3 0 0 0 1 0 0 0 0 0 0 7 10 0.00 0.000	IP WLS BF H R ER SO BB IBB HBP BLK WP HR S P ERA WHIP 1.0 3 0 0 0 1 0 0 0 0 0 0 7 10 0.00 0.000	ERA: 5.65 WHIP: 0.000		

San Diego Padres @ Colorado Rockies
 Coors Field, Denver, CO
 Sat Jul 12 1997, 3:33 AM MDT
 Att. 48,179 - Cloudy - 88 F

AB	42
R	11
H	15
RBI	11
BB	5
SO	6
LOB	17



WP: 1	PA: 48
PB: 0	
SB: 0	
CS: 0	

ERA: 5.65	WHIP: 0.000
-----------	-------------

Batter	1	2	3	4	5	6	7	8	9	AB R H RBI BB SO LOB	TOP																									
Rickey Henderson, R OBP: 0.437, SLG: 0.407 (1, 7)	2-3 K		2-2 FC3-6 1B 1B	4-1 1B 1B BB		1-0 G6-3		2-1 2B	4-2 2B BB	4 3 2 0 2 1 0																										
Quilvio Veras, S OBP: 0.344, SLG: 0.359 (1, 4)	0-2 G3		0-2 FC3-6 1B 1B	0-0 P6		1-3 K		2-3 K	1-1 2B 1-H 2-H 3-H	6 0 2 3 0 2 3																										
Tony Gwynn, L OBP: 0.436, SLG: 0.599 Trevor Hoffman, R OBP: 0.500, SLG: 0.500 (1, 9) (9, 1)	1-0 G4-3		1-2 FC3-6 1B HR 1-2f 2-3 3-H	1-0 1B 1B 1-3 2-H		1-0 L1		2-3 K	1-2 G4-3	6 1 1 2 0 1 5 0 0 0 0 0 0 0																										
Ken Caminiti, S OBP: 0.351, SLG: 0.413 (1, 5)		1-0 P2	2-1 HR 1B 1-2 3-H	0-0 G4-6-3 1B 1-2 3-H		1-2 F8 SF8 2B		4-1 3B BB		4 3 3 2 1 0 0																										
Steve Finley, L OBP: 0.335, SLG: 0.548 (1, 8)		3-2 F8 BLK 1B	0-0 HR 1-1 2-H	3-2 G4-6-3 1-2f		2-2 F8 2-3		1-1 2B 3B 1-H		5 2 3 4 0 0 3																										
Wally Joyner, L OBP: 0.413, SLG: 0.512 Chris Jones, R OBP: 0.327, SLG: 0.483 (1, 3) (9, PR) (9, 9)		2-2 F8 1-3	0-2 FC5-4 1B		4-2 G5-4-3 BB		0-0 SF8 3-H	1-1 SH1-4 2B 2B 3-H		3 0 2 2 1 0 1 0 1 0 0 0 0 0																										
Archi Cianfrocco, R OBP: 0.330, SLG: 0.371 (1, 6) (9, 3)		4-2 FC5-4 BB	0-0 F8		0-0 G5-4-3 1-2f		2-1 2B	0-1 SH1-4 2B 1B		4 1 2 0 1 0 2																										
John Flaherty, R OBP: 0.280, SLG: 0.348 (1, 2)		2-1 FC5-4 1-2f	1-0 FC5-4 1-2f		1-1 1B		1-0 G4-3	0-1 SH1-4		4 0 1 0 0 0 4																										
Sean Bergman, R OBP: 0.290, SLG: 0.333 Pete Smith, R OBP: 0.167, SLG: 0.167 Craig Shipley, R OBP: 0.033, SLG: 0.605 Will Cunnane, R OBP: 0.417, SLG: 0.545 Mark Sweeney, L OBP: 0.320, SLG: 0.289 Rich Batchelor, R (8, PH) Greg Vaughn, R OBP: 0.316, SLG: 0.395 Chris Gomez, R OBP: 0.320, SLG: 0.354 (1, 1) (3, 1) (5, PH) (5, 1) (8, PH) (8, 1) (9, PH) (9, 6)		0-2 1B FC3-6 1B	1-2 BB 1B		3-2 G4-3		1-1 L7	1-3 K		1 1 1 0 0 0 0 1 1 1 0 0 0 0 1 0 0 0 0 0 1 0 0 0 0 0 0 0 1 0 0 0 0 0 0 0 0 0 0 0 0 0 1 0 0 0 0 1 2 0 0 0 0 0 0 0																										
Inning Stats	R: 0 E: 0 K: 1 S: 8	H: 0 LOB: 0 BB: 0 P: 11	R: 0 E: 0 K: 0 S: 17	H: 1 LOB: 2 BB: 1 P: 29	R: 5 E: 0 K: 0 S: 24	H: 6 LOB: 1 BB: 0 P: 30	R: 2 E: 0 K: 0 S: 13	H: 3 LOB: 1 BB: 1 P: 22	R: 0 E: 0 K: 0 S: 8	H: 1 LOB: 1 BB: 1 P: 16	R: 0 E: 0 K: 1 S: 6	H: 0 LOB: 0 BB: 0 P: 9	R: 1 E: 0 K: 0 S: 11	H: 2 LOB: 1 BB: 0 P: 17	R: 0 E: 0 K: 2 S: 11	H: 1 LOB: 1 BB: 0 P: 18	R: 5 E: 0 K: 1 S: 27	H: 4 LOB: 2 BB: 2 P: 40	1B: 11 2B: 5 3B: 1 HR: 1	SF: 1 SAC: 1 DP: 2 HBP: 0	WP: 0 PB: 0 SB: 0 CS: 0	PA: 48														
PITCHER	IP WLS BF H R ER SO BB IBB HBP BLK WP HR S P ERA WHIP																				PITCHER	IP WLS BF H R ER SO BB IBB HBP BLK WP HR S P ERA WHIP														
Jamey Wright, R ERA: 8.51 (1, 1)	5.0		11	7	7	1	3	0	0	0	0	1	70	108	12.60	2.800																				
Jerry Dipoto, R ERA: 5.08 (6, 1)	2.0		8	2	1	1	0	0	0	0	0	0	17	26	4.50	1.000																				
Steve Reed, R ERA: 4.74 (8, 1)	1.0		4	1	0	0	0	0	0	0	0	0	11	18	0.00	1.000																				
Curt Leskanic, R ERA: 7.54 (9, 1)	0.0		3	2	3	3	1	0	0	0	0	0	5	11	∞	∞																				
Jeff McCurry, R ERA: 3.94 (9, 1)	1.0	L	6	2	2	2	1	1	0	0	0	0	22	29	18.00	3.000																				

San Diego Padres @ Colorado Rockies
Coors Field, Denver, CO
Sun Jul 13 1997, 3:33 AM MDT
Att. 48,053 - Sunny - 76 F

AB	41
R	13
H	18
RBI	13
BB	5
SO	5
LOB	21



San Francisco Giants @ San Diego Padres
 Qualcomm Stadium, San Diego, CA

Mon Jul 14 1997, 10:05 PM EDT
 Att. 22,056 - Unknown - 72 F

AB	35
R	3
H	8
RBI	3
BB	4
SO	5
LOB	18



Batter	1	2	3	4	5	6	7	8	9	AB R H RBI BB SO LOB
Stan Javier, S (1, 8) OBP: 0.388, SLG: 0.454	0-3 K		4-0 S 1B BB		0-0 G3		0-0 G4-3		0-0 G4-3	4 1 0 0 1 1 2
Jose Vizcaino, S (1, 6) OBP: 0.333, SLG: 0.321	0-0 F8		0-0 1B 1B		0-0 FC5-4 1B		0-0 E7 1B		0-0 G4-3	5 0 3 2 0 0 1
Jeff Kent, R (1, 4) OBP: 0.317, SLG: 0.500	0-0 G5-3		0-0 1B		0-0 FC5-4 1-2f		4-0 BB		0-3 K	4 0 1 0 1 1 2
Barry Bonds, L (1, 7) OBP: 0.418, SLG: 0.535		0-0 G4-3	0-0 F7			4-0 S BB	0-3 K			3 0 0 0 1 1 4
Mark Lewis, R (1, 5) OBP: 0.333, SLG: 0.452		0-0 F9	0-0 F8			0-3 K		0-0 2B		4 0 1 0 0 1 3
Glenallen Hill, R (1, 9) OBP: 0.272, SLG: 0.423		0-0 1B 2B		0-0 F7		0-0 F8		0-0 G5-3		4 1 1 0 0 0 2
J.T. Snow, L (1, 3) OBP: 0.392, SLG: 0.502		0-0 FC6-4 1B		0-0 F7		0-0 G5-3		0-3 K		4 0 1 1 0 1 2
Damon Berryhill, S (1, 2) OBP: 0.359, SLG: 0.373		0-0 FC6-4		0-0 G6-3			0-0 G4-3	0-0 G3-1		4 0 0 0 0 0 2
Doug Creek, L (1, 1) Joe Roa, R (2, 1) Jim Poole, L (6, 1) Marvin Benard, L (7, PH) John Johnstone, R (7, 1) Darryl Hamilton, L (9, PH)			0-0 G6-3		0-0 G6-3		4-0 E BB		0-0 G4-3 G4-3 1B	0 0 0 0 0 0 0 2 0 0 0 0 0 0 0 0 0 0 0 0 0 0 1 0 0 1 0 0 0 0 0 0 0 0 0 1 0 1 0 0 0 0

Inning Stats	R: 0	H: 0	E: 0	LOB: 0	K: 1	BB: 0	S: 5	P: 5	R: 1	H: 2	E: 0	LOB: 1	K: 0	BB: 0	S: 5	P: 5	R: 1	H: 2	E: 0	LOB: 2	K: 0	BB: 1	S: 5	P: 9	R: 0	H: 0	E: 0	LOB: 0	K: 0	BB: 0	S: 3	P: 3	R: 0	H: 1	E: 0	LOB: 1	K: 0	BB: 0	S: 4	P: 4	R: 0	H: 0	E: 0	LOB: 1	K: 1	BB: 1	S: 5	P: 9	R: 1	H: 1	E: 1	LOB: 2	K: 1	BB: 2	S: 6	P: 14	R: 0	H: 1	E: 0	LOB: 1	K: 1	BB: 0	S: 6	P: 6	R: 0	H: 1	E: 0	LOB: 1	K: 1	BB: 0	S: 6	P: 6	R: 0	H: 1	E: 0	LOB: 1	K: 1	BB: 0	S: 6	P: 6	1B: 6	SF: 0	2B: 2	SAC: 0	3B: 0	DP: 0	HR: 0	HBP: 0	WP: 0	PA: 39
--------------	------	------	------	--------	------	-------	------	------	------	------	------	--------	------	-------	------	------	------	------	------	--------	------	-------	------	------	------	------	------	--------	------	-------	------	------	------	------	------	--------	------	-------	------	------	------	------	------	--------	------	-------	------	------	------	------	------	--------	------	-------	------	-------	------	------	------	--------	------	-------	------	------	------	------	------	--------	------	-------	------	------	------	------	------	--------	------	-------	------	------	-------	-------	-------	--------	-------	-------	-------	--------	-------	--------

PITCHER	IP	WLS	BF	H	R	ER	SO	BB	IBB	HBP	BLK	WP	HR	S	P	ERA	WHIP
Danny Jackson, L (1, 1) ERA: 7.1	6.0	W	25	5	2	2	2	2	0	0	0	0	0	27	35	3.00	1.167
Jim Bruske, R (7, 1) ERA: 3.38	1.0		6	1	1	1	1	2	0	0	0	0	0	6	14	9.00	3.000
Tim Worrell, R (8, 1) ERA: 5.1	1.0		4	1	0	0	1	0	0	0	0	0	0	6	6	0.00	1.000
Trevor Hoffman, R (9, 1) ERA: 3.83	1.0	S	4	1	0	0	1	0	0	0	0	0	0	6	6	0.00	1.000

PITCHER	IP	WLS	BF	H	R	ER	SO	BB	IBB	HBP	BLK	WP	HR	S	P	ERA	WHIP
---------	----	-----	----	---	---	----	----	----	-----	-----	-----	----	----	---	---	-----	------

Batter	1	2	3	4	5	6	7	8	9
Rickey Henderson, R OBP: 0.437, SLG: 0.404	0-0 G5-3	4-0 BB		0-3 K		0-0 E4 1B		0-0 F9	
Quilvio Veras, S OBP: 0.345, SLG: 0.361	0-0 3B	0-0 FC5-6-4 1B		4-0 2B		0-0 L4		0-0 F7	
Tony Gwynn, L OBP: 0.440, SLG: 0.610	0-0 1B	0-0 1B		0-0 2B		4-0 WP IBB		0-0 F7	
Ken Caminiti, S OBP: 0.349, SLG: 0.410	0-0 1B	0-0 G4-3		0-3 K		0-0 F7			
Steve Finley, L OBP: 0.334, SLG: 0.543	0-0 P4			0-0 F7		0-3 K			
Archi Cianfrocco, R OBP: 0.328, SLG: 0.365	0-0 F3			0-3 K		0-0 F8			
Chris Gomez, R OBP: 0.329, SLG: 0.352		0-0 E5 BB		0-0 1B		0-0 P4		0-0 P4	
John Flaherty, R OBP: 0.283, SLG: 0.348		4-0 BB 1B		0-0 1B		0-3 K		0-0 F7	
Danny Jackson, R OBP: 0.167, SLG: 0.118		0-3 K		0-0 G4-3		0-3 K		0-3 K	
Jim Bruske, R OBP: 0.200, SLG: 0.400									
Mark Sweeney, L OBP: 0.327, SLG: 0.286									
Tim Worrell, R OBP: 0.294, SLG: 0.200									
Trevor Hoffman, R OBP: 0.500, SLG: 0.500									

Inning Stats	R: 2 E: 0 K: 0 S: 6	H: 3 LOB: 1 BB: 0 P: 6	R: 2 E: 1 K: 1 S: 7	H: 1 LOB: 2 BB: 2 P: 15	R: 0 E: 0 K: 1 S: 7	H: 2 LOB: 2 BB: 0 P: 7	R: 1 E: 0 K: 2 S: 8	H: 1 LOB: 2 BB: 2 P: 16	R: 0 E: 0 K: 2 S: 7	H: 0 LOB: 0 BB: 0 P: 7	R: 0 E: 1 K: 1 S: 6	H: 1 LOB: 2 BB: 1 P: 10	R: 0 E: 0 K: 1 S: 5	H: 0 LOB: 1 BB: 1 P: 9	R: 0 E: 0 K: 0 S: 3	H: 0 LOB: 0 BB: 0 P: 3
--------------	------------------------------	---------------------------------	------------------------------	----------------------------------	------------------------------	---------------------------------	------------------------------	----------------------------------	------------------------------	---------------------------------	------------------------------	----------------------------------	------------------------------	---------------------------------	------------------------------	---------------------------------

PITCHER	IP	WLS	BF	H	R	ER	SO	BB	IBB	HBP	BLK	WP	HR	S	P	ERA	WHIP
Doug Creek, L ERA: 6.48	1.2	L	12	4	4	2	1	2	0	0	0	0	0	12	20	10.80	3.600
Joe Roa, R ERA: 4.83	4.0		19	4	1	1	5	1	2	0	0	0	0	26	38	2.25	1.250
Jim Poole, L ERA: 5.94	0.1		1	0	0	0	1	0	0	0	0	1	0	3	3	0.00	0.000
John Johnstone, R ERA:	2.0		7	0	0	0	1	1	0	0	0	0	0	8	12	0.00	0.500

AB R H RBI BB SO LOB

4	0	1	0	1	1	0
4	2	1	1	1	0	3
4	1	3	3	1	0	0
4	0	1	1	0	1	5
3	0	0	0	1	1	3
3	0	0	0	1	1	3
4	1	1	0	0	0	1
3	1	1	0	1	1	1
3	0	0	0	0	2	4
0	0	0	0	0	0	0
1	0	0	0	0	1	1
0	0	0	0	0	0	0
0	0	0	0	0	0	0

AB	33
R	5
H	8
RBI	5
BB	6
SO	8
LOB	21



WP	PA
1	39
0	
2	
0	

San Francisco Giants @ San Diego Padres
Qualcomm Stadium, San Diego, CA
Mon Jul 14 1997, 10:05 PM EDT
Att: 22,056 - Unknown - 72 F

livebaseballscorecards.com

Batter	1	2	3	4	5	6	7	8	9	AB R H RBI BB SO LOB	TOP	
Darryl Hamilton, L (1, 8) OBP: 0.374, SLG: 0.395 Julian Tavaréz, L (7, 1) Marcus Jensen, S (8, 2) OBP: 0.222, SLG: 0.216	0-0 G3 1B		0-0 FC3-5 2B			0-3 K	0-3 1B BB		0-3 K	3 2 2 1 2 1 0 0 0 0 0 0 0 0 1 0 0 0 0 1 0	San Francisco Giants @ San Diego Padres Qualcomm Stadium, San Diego, CA Tue Jul 15 1997, 10:05 PM EDT Att. 28,539 - Unknown - 71 F livebaseballscorecards.com	
Jose Vizcaino, S (1, 6) OBP: 0.335, SLG: 0.323 Rich Aurilia, R (7, PH) OBP: 0.367, SLG: 0.619	0-0 G3 1-2		0-0 FC3-5 CS 2-H			0-0 HR 1B	0-0 1B BB 1B		0-0 P3	4 2 2 1 0 0 2 2 0 1 2 0 0 0		
Barry Bonds, L (1, 7) OBP: 0.422, SLG: 0.557 Marvin Benard, L (7, PH) OBP: 0.342, SLG: 0.261	0-0 G3 2-3		0-0 CS 1-2	0-0 HR		0-0 HR 1-H	0-0 1B BB 1B		0-0 G1-3	4 3 3 5 0 0 1 2 0 1 1 0 0 0		
Jeff Kent, R (1, 4) OBP: 0.318, SLG: 0.497	0-0 F8			0-0 F9		0-3 K	0-0 1B BB FC4-6			4 1 1 2 1 1 1		
J.T. Snow, L (1, 3) OBP: 0.390, SLG: 0.497		0-0 G4-3 1B		0-0 F7		0-0 F8	0-0 G3 K			5 0 1 0 0 1 4		
Stan Javier, S (1, 9) OBP: 0.389, SLG: 0.453		0-0 G4-3 1-2		0-0 G1-3			0-0 WIP 1B HBP 1B FC4-6			5 2 2 1 0 0 4		
Mark Lewis, R (1, 5) OBP: 0.339, SLG: 0.458		0-3 K			0-3 K		0-0 E7 FC5 2B 1B BB HBP	0-0 G4-6-3 1B		4 2 2 1 0 2 1		
Rick Wilkins, L (1, 2) OBP: 0.263, SLG: 0.316 Doug Henry, R (8, 1) Rod Beck, R (9, 1)		0-0 G3-1			0-0 P3		0-0 1B BB BB 1B	0-3 K		3 2 0 0 2 1 2 0 0 0 0 0 0 0 0 0 0 0 0 0 0		
Kirk Rueter, L (1, 1) OBP: 0.154, SLG: 0.083 Glenallen Hill, R (7, PH) OBP: 0.273, SLG: 0.423			0-0 G1-3		0-0 G3-1		0-0 FC5 1B BB 1B BB 1B	0-0 G4-6-3 1-2f		3 1 0 1 0 0 1 2 1 1 1 0 0 1		
Inning Stats	R: 0 H: 1 E: 0 LOB: 1 K: 0 BB: 0 S: 4 P: 4	R: 0 H: 1 E: 0 LOB: 1 K: 1 BB: 0 S: 6 P: 6	R: 0 H: 1 E: 0 LOB: 0 K: 0 BB: 0 S: 3 P: 3	R: 1 H: 1 E: 0 LOB: 0 K: 0 BB: 0 S: 4 P: 4	R: 0 H: 0 E: 0 LOB: 0 K: 1 BB: 0 S: 5 P: 5	R: 2 H: 2 E: 0 LOB: 0 K: 2 BB: 0 S: 9 P: 9	R: 13 H: 9 E: 2 LOB: 3 K: 1 BB: 5 S: 15 P: 36	R: 0 H: 1 E: 0 LOB: 0 K: 1 BB: 0 S: 5 P: 5	R: 0 H: 0 E: 0 LOB: 0 K: 1 BB: 0 S: 5 P: 5	1B: 12 SF: 0 2B: 2 SAC: 0 3B: 0 DP: 1 HR: 2 HBP: 1		WP: 1 PA: 49 PB: 0 SB: 2 CS: 1
PITCHER	IP WLS BF H R ER SO BB IBB HBP BLK WP HR S P ERA WHIP											
Andy Ashby, R (1, 1) ERA: 4.06	6.0 L 27 8 7 7 4 1 0 0 0 0 1 2 34 38 10.50 1.500											
Pete Smith, R (7, 1) ERA: 6.48	0.1 6 4 4 3 0 1 0 0 0 0 0 0 5 9 81.00 15.000											
Rich Batchelor, R (7, 1) ERA: 5.97	0.0 4 1 2 2 0 2 0 1 0 0 0 0 1 10 ∞ ∞											
Sean Bergman, R (7, 1) ERA: 6.0	1.2 8 3 3 3 2 1 0 0 0 0 0 0 11 15 16.20 2.400											
Will Cunnane, R (9, 1) ERA: 5.83	1.0 3 0 0 0 0 1 0 0 0 0 0 0 5 5 0.00 0.000											

AB	42
R	16
H	16
RBI	16
BB	5
SO	7
LOB	17



BOTTOM

San Francisco Giants @ San Diego Padres
Qualcomm Stadium, San Diego, CA

AB 31
R 2
H 5
RBI 1
BB 3
SO 7
LOB 9



WP: 0 PA: 34
PB: 0
SB: 0
CS: 0

ERA WHIP

AB R H RBI BB SO LOB

3 1 0 0 1 1 0

3 0 1 0 0 0 0
0 0 0 0 1 0 0

3 0 0 0 0 0 1
0 0 0 0 1 0 0

3 1 2 1 0 0 0
0 0 0 0 0 0 0

4 0 0 0 0 1 1

4 0 2 0 0 2 0

4 0 0 0 0 2 2

2 0 0 0 0 0 1
1 0 0 0 0 0 1

2 0 0 0 0 0 1
0 0 0 0 0 0 0
0 0 0 0 0 0 0
0 0 0 0 0 0 0
1 0 0 0 0 0 0
1 0 0 0 0 1 2

1B: 3 SF: 0
2B: 1 SAC: 0
3B: 0 DP: 1
HR: 1 HBP: 0

Tue Jul 15 1997, 10:05 PM EDT
Att: 28,539 - Unknown - 71 F

livebaseballscorecards.com

Batter	1	2	3	4	5	6	7	8	9
Rickey Henderson, R (1, 7) OBP: 0.434, SLG: 0.398	4-0 1B G1-6-3 BB		0-0 G1-3		0-3 K			0-0 G4-3	
Quilvio Veras, S (1, 4) OBP: 0.345, SLG: 0.361 Craig Shipley, R (8, 4) OBP: 0.350, SLG: 0.605	0-0 1-3 1B G1-6-3		0-0 F7			0-0 L9		4-0 BB BB	
Tony Gwynn, L (1, 9) OBP: 0.437, SLG: 0.604 Chris Jones, R (8, 9) OBP: 0.333, SLG: 0.483	0-0 1-2f 3-H G1-6-3		0-0 G4-3			0-0 L6		4-0 1-2 BB	
Ken Caminiti, S (1, 5) OBP: 0.352, SLG: 0.425 Will Cunnane, R (9, 1) OBP: 0.417, SLG: 0.545	0-0 1B			0-0 HR		0-0 F3		0-3 K	
Steve Finley, L (1, 8) OBP: 0.330, SLG: 0.536	0-3 K			0-0 G1			0-0 G4-3		0-0 G3-1
Archi Cianfrocco, R (1, 3) OBP: 0.332, SLG: 0.374 (7, 5)		0-0 G4-3 2B		0-3 K		0-0 FC4 1B		0-3 K	
Chris Gomez, R (1, 6) OBP: 0.325, SLG: 0.348		0-3 K		0-3 K		0-0 FC4 1-2		0-0 F9	
John Flaherty, R (1, 2) OBP: 0.281, SLG: 0.345 Mandy Romero, S (7, 2)		0-0 G4-3 2-3			0-0 L4		0-0 G3		
Andy Ashby, R (1, 1) OBP: 0.086, SLG: 0.059 Pete Smith, R (7, 1) OBP: 0.167, SLG: 0.167 Rich Batchelor, R (7, 1) Sean Bergman, R (7, 1) OBP: 0.250, SLG: 0.333 Mark Sweeney, L (7, 3) OBP: 0.323, SLG: 0.282 Jim Bruske, R (8, PH) OBP: 0.167, SLG: 0.333		0-0 G3-1			0-0 G4-3			0-0 F8	

Inning Stats	R: 1 E: 0 K: 1 S: 6	H: 2 LOB: 1 BB: 1 P: 10	R: 0 E: 0 K: 1 S: 6	H: 1 LOB: 1 BB: 0 P: 6	R: 0 E: 0 K: 0 S: 3	H: 0 LOB: 0 BB: 0 P: 3	R: 1 E: 0 K: 2 S: 8	H: 1 LOB: 0 BB: 0 P: 8	R: 0 E: 0 K: 1 S: 5	H: 0 LOB: 0 BB: 0 P: 5	R: 0 E: 0 K: 0 S: 3	H: 0 LOB: 0 BB: 0 P: 3	R: 0 E: 0 K: 0 S: 4	H: 1 LOB: 1 BB: 0 P: 4	R: 0 E: 0 K: 1 S: 5	H: 0 LOB: 2 BB: 2 P: 13	R: 0 E: 0 K: 1 S: 5	H: 0 LOB: 0 BB: 0 P: 5
--------------	------------------------------	----------------------------------	------------------------------	---------------------------------	------------------------------	---------------------------------	------------------------------	---------------------------------	------------------------------	---------------------------------	------------------------------	---------------------------------	------------------------------	---------------------------------	------------------------------	----------------------------------	------------------------------	---------------------------------

PITCHER	IP	WLS	BF	H	R	ER	SO	BB	IBB	HBP	BLK	WP	HR	S	P	ERA	WHIP
Kirk Rueter, L (1, 1) ERA: 4.0	6.0		22	4	2	2	5	1	0	0	0	0	1	31	35	3.00	0.833
Julian Tavarez, R (7, 1) ERA: 4.01	1.0		4	1	0	0	0	0	0	0	0	0	0	4	4	0.00	1.000
Doug Henry, R (8, 1) ERA: 3.53	1.0		5	0	0	0	1	2	0	0	0	0	0	5	13	0.00	2.000
Rod Beck, R (9, 1) ERA: 3.0	1.0		3	0	0	0	1	0	0	0	0	0	0	5	5	0.00	0.000

PITCHER	IP	WLS	BF	H	R	ER	SO	BB	IBB	HBP	BLK	WP	HR	S	P	ERA	WHIP
---------	----	-----	----	---	---	----	----	----	-----	-----	-----	----	----	---	---	-----	------

Batter	1	2	3	4	5	6	7	8	9	AB R H RBI BB SO LOB	TOP																									
Rickey Henderson, R OBP: 0.437, SLG: 0.397 (1, 7)	4-1 2B BB	2-1 L6			2-2 1B HBP		2-1 G4-3 1-2f		1-1 G1 1B	3 2 1 0 1 0 2																										
Quitvio Veras, S OBP: 0.343, SLG: 0.358 (1, 4)	1-3 K		1-1 G6-3		1-0 1B			3-2 E3 1B	1-2 G1	5 1 1 0 0 1 2																										
Tony Gwynn, L OBP: 0.436, SLG: 0.603 (1, 9)	2-2 2B 1-H		1-2 G4-3		1-2 G3			2-0 P4	4-0 1B BB	4 0 1 1 1 0 3																										
Ken Caminiti, S OBP: 0.356, SLG: 0.424 (1, 5)	4-2 BB		2-1 G3			3-2 G4-3		4-2 1B S PB BB	0-1 1B	3 1 1 1 2 0 0																										
Steve Finley, L OBP: 0.326, SLG: 0.531 (1, 8)	2-3 K			0-1 L8		1-3 K2-3		1-1 PB S 1B	0-2 F7	5 0 1 1 0 2 4																										
Wally Joyner, L OBP: 0.413, SLG: 0.510 (1, 3)	0-1 F7			2-2 L7		2-0 1B		2-3 K		3 0 1 0 0 0 2																										
Greg Vaughn, R OBP: 0.315, SLG: 0.393 (8, PH)										1 0 0 0 0 1 2																										
Archi Cianfrocco, R OBP: 0.332, SLG: 0.374 (8, 3)										0 0 0 0 0 0 0																										
Chris Gomez, R OBP: 0.327, SLG: 0.348 (1, 6)				1-1 G4-3		2-3 K		4-2 1B BB		3 0 1 0 1 1 1																										
John Flaherty, R OBP: 0.281, SLG: 0.344 (1, 2)			1-0 G5-3		1-1 G6-3		0-1 G4-3 1B	1-3 K		4 0 1 0 0 1 3																										
Sterling Hitchcock, L OBP: 0.133, SLG: 0.103 (1, 1)			3-3 K		1-3 K		3-3 K		3-2 F7	3 0 0 0 0 3 2																										
Jim Bruske, R OBP: 0.167, SLG: 0.333 (7, 1)										0 0 0 0 0 0 0																										
Mark Sweeney, L OBP: 0.320, SLG: 0.279 (9, PH)										1 0 0 0 0 0 0																										
Trevor Hoffman, R OBP: 0.500, SLG: 0.500 (9, 1)										0 0 0 0 0 0 0																										
Inning Stats	R: 1 E: 0 K: 2 S: 16	H: 1 LOB: 2 BB: 2 P: 29	R: 0 E: 0 K: 1 S: 8	H: 1 LOB: 1 BB: 0 P: 14	R: 0 E: 0 K: 0 S: 7	H: 0 LOB: 0 BB: 0 P: 11	R: 0 E: 0 K: 0 S: 7	H: 0 LOB: 0 BB: 0 P: 10	R: 0 E: 0 K: 1 S: 13	H: 1 LOB: 2 BB: 0 P: 19	R: 0 E: 0 K: 1 S: 7	H: 1 LOB: 0 BB: 0 P: 12	R: 2 E: 1 K: 2 S: 16	H: 1 LOB: 2 BB: 2 P: 33	R: 1 E: 0 K: 0 S: 14	H: 2 LOB: 2 BB: 1 P: 23	1B: 7 2B: 1 3B: 0 HR: 0	SF: 0 SAC: 0 DP: 1 HBP: 1	WP: 0 PB: 1 SB: 4 CS: 0	PA: 41																
PITCHER	IP WLS BF H R ER SO BB IBB HBP BLK WP HR S P ERA WHIP																																			
Matt Morris, R ERA: 2.89 (1, 1)	7.0		28	5	1	1	7	2	0	1	0	0	0	69	114	1.29	1.000																			
Tony Fossas, L ERA: 2.05 (8, 1)	0.1		4	1	2	0	0	1	0	0	0	0	0	8	18	0.00	6.000																			
T.J. Mathews, R ERA: 1.76 (8, 1)	1.2	L	9	2	1	1	2	2	0	0	0	0	0	22	38	5.40	2.400																			

San Diego Padres @ St. Louis Cardinals
 Busch Stadium, St. Louis, MO
 Wed Jul 16 1997, 7:05 PM CDT
 Att. 29,118 - Unknown - 92 F

AB	35
R	4
H	8
RBI	3
BB	5
SO	9
LOB	21



WP: 0	PA: 41
-------	--------

Batter	1	2	3	4	5	6	7	8	9	AB R H RBI BB SO LOB	TOP											
Rickey Henderson, R OBP: 0.430, SLG: 0.389 (1, 7)	3-3 K		3-1 F8		0-0 F9		2-1 F8			4 0 0 0 0 1 1												
Quilvio Veras, S OBP: 0.342, SLG: 0.355 (1, 4)	0-1 G4-3		4-2 CS BB		2-2 G3		1-3 K2-3			3 0 0 0 1 1 1												
Tony Gwynn, L OBP: 0.437, SLG: 0.605 (1, 9)	0-0 P6		1-1 F7		1-2 2B			0-1 G6-4-3 1B		4 0 2 1 0 0 1												
Ken Caminiti, S OBP: 0.355, SLG: 0.419 (1, 5)		4-2 HR BB		0-0 G3-1	1-2 G4-3			0-0 G6-4-3		3 1 0 0 1 0 2												
Steve Finley, L OBP: 0.330, SLG: 0.540 (1, 8)		1-1 1-H HR		0-1 S 1B		0-0 F9		2-1 G1-3		4 1 2 2 0 0 0												
Wally Joyner, L OBP: 0.410, SLG: 0.506 (1, 3)		1-3 K		3-3 SAFE K	1-2	2-1 1B			1-1 P6	4 0 1 0 0 2 1												
Chris Gomez, R OBP: 0.326, SLG: 0.345 (1, 6)		0-0 P3		4-0 BB		2-3 K			2-1 P3	3 0 0 0 1 1 1	AB 31 R 3 H 6 RBI 3 BB 4 SO 6 LOB 11											
John Flaherty, R OBP: 0.280, SLG: 0.346 (1, 2)		0-0 2B		1-0 F8		0-0 F8			3-2 G6-3	4 0 1 0 0 0 3												
Joey Hamilton, R OBP: 0.194, SLG: 0.367 (1, 1)		0-0 P3			4-1 G3 2B BB					2 1 0 0 1 1 1												
Trevor Hoffman, R OBP: 0.500, SLG: 0.500 (9, 1)										0 0 0 0 0 0 0												
Inning Stats	R: 0 E: 0 K: 1 S: 8	H: 0 LOB: 0 BB: 0 P: 11	R: 2 E: 0 K: 1 S: 10	H: 2 LOB: 1 BB: 1 P: 16	R: 0 E: 0 K: 0 S: 6	H: 0 LOB: 0 BB: 1 P: 14	R: 0 E: 0 K: 1 S: 7	H: 1 LOB: 2 BB: 1 P: 15	R: 1 E: 0 K: 0 S: 12	H: 1 LOB: 1 BB: 1 P: 20	R: 0 E: 0 K: 1 S: 8	H: 1 LOB: 1 BB: 0 P: 12	R: 0 E: 0 K: 2 S: 8	H: 0 LOB: 0 BB: 0 P: 12	R: 0 E: 0 K: 0 S: 5	H: 1 LOB: 0 BB: 0 P: 7	R: 0 E: 0 K: 0 S: 7	H: 0 LOB: 0 BB: 0 P: 13	1B: 3 2B: 2 3B: 0 HR: 1	SF: 0 SAC: 0 DP: 1 HBP: 0	WP: 0 PB: 0 SB: 1 CS: 1	PA: 35
PITCHER	IP WLS BF H R ER SO BB IBB HBP BLK WP HR S P ERA WHIP																					
Andy Benes, R ERA: 3.03 (1, 1)	7.0 L 29 5 3 3 6 4 0 0 0 0 0 1 59 100 3.86 1.286																					
Tony Fossas, L ERA: 1.97 (8, 1)	1.1 4 1 0 0 0 0 0 0 0 0 0 0 7 10 0.00 0.750																					
John Frascatore, R ERA: 2.56 (9, 1)	0.2 2 0 0 0 0 0 0 0 0 0 0 0 5 10 0.00 0.000																					

San Diego Padres @ St. Louis Cardinals
 Busch Stadium, St. Louis, MO
 Thu Jul 17 1997, 7:05 PM CDT
 Att. 27,928 - Unknown - 93 F

livebaseballscorecards.com



Batter	1	2	3	4	5	6	7	8	9	AB R H RBI BB SO LOB	TOP											
Rickey Henderson, R OBP: 0.426, SLG: 0.385 (1, 7)	F8		1B	G4-3		G6-3		F8		5 1 1 1 0 0 3												
Quilvio Veras, S OBP: 0.346, SLG: 0.359 (1, 4)	K		1B	1B			G1-3		FC6-5	5 1 3 1 0 1 0												
Tony Gwynn, L OBP: 0.434, SLG: 0.599 (1, 9)	G3-1		1B	G1-3			F8		FC6-5	5 0 1 1 0 0 2												
Ken Caminiti, S OBP: 0.349, SLG: 0.411 (1, 5)		K	F7				K		K	5 0 0 0 0 4 2												
Steve Finley, L OBP: 0.331, SLG: 0.535 (1, 8)		G6-3	BB	BB			K		K	3 0 0 0 2 3 1												
Wally Joyner, L OBP: 0.415, SLG: 0.506 (1, 3)		G6-3	BB	BB				BB		2 0 1 0 2 0 1												
Chris Gomez, R OBP: 0.328, SLG: 0.345 (1, 6)			L1				K			3 1 1 0 1 1 4												
Mandy Romero, S OBP: 0.400, SLG: 1.000 (1, 2)			1B	HR		L9		F8		4 2 2 1 0 0 2												
Pete Smith, R OBP: 0.143, SLG: 0.143 (1, 1)			SH1-4			P3				1 0 0 0 0 1 0												
Greg Vaughn, R OBP: 0.314, SLG: 0.391 (8, PH)										1 0 0 0 0 0 0												
Will Cunnane, R OBP: 0.417, SLG: 0.545 (8, 1)										0 0 0 0 0 0 0												
Chris Jones, R OBP: 0.340, SLG: 0.483 (8, PH)										0 0 0 0 1 0 0												
Jim Bruske, R OBP: 0.167, SLG: 0.333 (8, 1)										0 0 0 0 0 0 0												
Tim Worrell, R OBP: 0.294, SLG: 0.200 (8, 1)										0 0 0 0 0 0 0												
Inning Stats	R: 0 E: 0 K: 1 S: 6	H: 0 LOB: 0 BB: 0 P: 9	R: 0 E: 0 K: 1 S: 7	H: 0 LOB: 0 BB: 1 P: 15	R: 4 E: 0 K: 0 S: 20	H: 4 LOB: 3 BB: 3 P: 41	R: 1 E: 0 K: 1 S: 10	H: 2 LOB: 1 BB: 0 P: 15	R: 0 E: 0 K: 3 S: 13	H: 0 LOB: 1 BB: 1 P: 23	R: 0 E: 0 K: 0 S: 7	H: 0 LOB: 0 BB: 0 P: 14	R: 0 E: 0 K: 1 S: 8	H: 0 LOB: 0 BB: 0 P: 12	R: 0 E: 0 K: 1 S: 16	H: 2 LOB: 3 BB: 1 P: 25	R: 0 E: 0 K: 2 S: 10	H: 1 LOB: 1 BB: 0 P: 13	1B: 8 2B: 0 3B: 0 HR: 1	SF: 0 SAC: 1 DP: 1 HBP: 0	WP: 1 PB: 0 SB: 1 CS: 0	PA: 41
PITCHER	IP WLS BF H R ER SO BB IBB HBP BLK WP HR S P ERA WHIP																					
Alex Fernandez, R ERA: 3.78 (1, 1)	5.0 L 25 6 5 5 6 5 0 0 0 0 0 1 56 103 9.00 2.200																					
Rick Helling, R ERA: 4.48 (6, 1)	2.0 6 0 0 0 1 0 0 0 0 0 0 0 15 26 0.00 0.000																					
Matt Whisenant, L ERA: 16.88 (8, 1)	0.2 5 2 0 0 1 1 0 0 0 0 0 0 14 21 0.00 4.500																					
Mark Hutton, R ERA: 3.8 (8, 1)	0.1 1 0 0 0 0 0 0 0 0 0 0 0 2 4 0.00 0.000																					
Felix Heredia, L ERA: 3.11 (9, 1)	1.0 4 1 0 0 2 0 0 0 0 0 1 0 10 13 0.00 1.000																					

San Diego Padres @ Florida Marlins
 Pro Player Stadium, Miami, FL
 Fri Jul 18 1997, 7:05 PM EDT
 Att. 24,965 - Unknown - 87 F

livebaseballscorecards.com

AB	34
R	5
H	9
RBI	4
BB	6
SO	10
LOB	15



Batter	1	2	3	4	5	6	7	8	9	AB R H RBI BB SO LOB	TOP		
Rickey Henderson, R OBP: 0.429, SLG: 0.383 Sean Bergman, R OBP: 0.250, SLG: 0.333 Chris Jones, R OBP: 0.343, SLG: 0.478	4-2 L4-3 BB			2-3 K		4-2 S BB		4-0 1B FC4-6 BB	0-1 G4-3	1 0 0 0 2 1 0 0 0 0 0 0 0 0 1 1 0 0 1 0 1			
Quilvio Veras, S OBP: 0.347, SLG: 0.361	2-2 F9			1-1 L1-3 1B		3-2 F8		1-2 FC4-6 1B		4 0 2 0 0 0 2			
Tony Gwynn, L OBP: 0.431, SLG: 0.595 Mark Sweeney, L OBP: 0.327, SLG: 0.287 Will Cunnane, R OBP: 0.417, SLG: 0.545	2-1 L4-3			0-1 L1-3			0-1 F7	0-1 FC4-6 1B		3 0 0 0 0 0 2 1 0 1 1 0 0 0 0 0 0 0 0 0 0			
Ken Caminiti, S OBP: 0.349, SLG: 0.408 Archi Cianfrocco, R OBP: 0.330, SLG: 0.372					4-0 BB		2-3 K	1-2 FC4-6 S		2 0 0 0 1 1 0 1 0 0 1 0 0 2			
Steve Finley, L OBP: 0.326, SLG: 0.528					2-3 K		0-1 P6	0-3 K		4 0 0 0 0 2 3			
Wally Joyner, L OBP: 0.410, SLG: 0.498					1-2 L9			E4 BB 1B		4 1 0 0 0 0 3			
Chris Gomez, R OBP: 0.330, SLG: 0.343				2-3 K		2-2 G3		4-1 1B 2B BB	4-2 BB	2 1 0 0 2 1 1			
John Flaherty, R OBP: 0.281, SLG: 0.346 Mandy Romero, S OBP: 0.333, SLG: 0.833				2-1 L9			1-1 G6-3	1-2 2B 1B	1-0 L5	3 1 1 1 0 0 0 1 0 0 0 0 0 1			
Danny Jackson, R OBP: 0.158, SLG: 0.111 Doug Bochtler, R Greg Vaughn, R OBP: 0.314, SLG: 0.395				2-3 K			2-0 G5-3	2-0 1B 2B	0-3 K	1 0 0 0 0 1 0 0 0 0 0 0 0 0 3 1 1 2 0 1 1			
Inning Stats	R: 0 H: 0 E: 0 LOB: 0 K: 0 BB: 1 S: 7 P: 15	R: 0 H: 0 E: 0 LOB: 0 K: 0 BB: 0 S: 5 P: 7	R: 0 H: 0 E: 0 LOB: 0 K: 2 BB: 0 S: 8 P: 14	R: 0 H: 1 E: 0 LOB: 0 K: 1 BB: 0 S: 8 P: 11	R: 0 H: 0 E: 0 LOB: 1 K: 1 BB: 1 S: 11 P: 20	R: 0 H: 0 E: 0 LOB: 1 K: 0 BB: 1 S: 9 P: 19	R: 0 H: 0 E: 0 LOB: 0 K: 1 BB: 0 S: 9 P: 11	R: 5 H: 4 E: 1 LOB: 2 K: 1 BB: 2 S: 22 P: 38	R: 0 H: 0 E: 0 LOB: 1 K: 1 BB: 1 S: 8 P: 13	1B: 4 SF: 0 2B: 3 SAC: 0 3B: 0 DP: 2 HR: 0 HBP: 0	WP: 0 PA: 37 PB: 0 SB: 2 CS: 0		
PITCHER	IP WLS BF H R ER SO BB IBB HBP BLK WP HR S P ERA WHIP											PITCHER	IP WLS BF H R ER SO BB IBB HBP BLK WP HR S P ERA WHIP
Livan Hernandez, R ERA: 2.95	(1, 1) 6.0 W 20 1 0 0 4 3 0 0 0 0 0 0 48 86 0.00 0.667												
Felix Heredia, L ERA: 3.03	(7, 1) 1.0 3 0 0 0 1 0 0 0 0 0 0 0 9 11 0.00 0.000												
Jay Powell, R ERA: 3.17	(8, 1) 0.0 5 2 5 4 0 2 0 0 0 0 0 0 7 20 ∞ ∞												
Robb Nen, R ERA: 4.18	(8, 1) 2.0 9 2 0 0 2 1 0 0 0 0 0 0 23 31 0.00 1.500												

San Diego Padres @ Florida Marlins
 Pro Player Stadium, Miami, FL
 Sat Jul 19 1997, 7:05 PM EDT
 Att. 36,892 - Unknown - 81 F

livebaseballscorecards.com

AB	31
R	5
H	5
RBI	5
BB	6
SO	7
LOB	16



Batter	1	2	3	4	5	6	7	8	9	AB R H RBI BB SO LOB	TOP	
Rickey Henderson, R (1, 8) OBP: 0.426, SLG: 0.378 Tim Worrell, R (8, 1) OBP: 0.294, SLG: 0.200 Trevor Hoffman, R (9, 1) OBP: 0.500, SLG: 0.500	4-1 CS BB			1-0 F7		1-0 F7		3-3 K 1-2		3 0 0 0 1 1 1 0 0 0 0 0 0 0 0 0 0 0 0 0 0		
Quilvio Veras, S (1, 4) OBP: 0.343, SLG: 0.357	2-2 L7 1-2			1-3 K		3-3 K		2-2 SF8 2-H		3 0 0 1 0 2 1		
Tony Gwynn, L (1, 9) OBP: 0.427, SLG: 0.588	2-1 G6-3			1-1 G3		3-2 F8		2-1 P6		4 0 0 0 0 0 0		
Ken Caminiti, S (1, 5) OBP: 0.354, SLG: 0.409		2-2 F4			4-0 SH2-4 1B BB		4-1 F9 BB 3B BB		1-2 F9-3 1B	2 1 1 0 2 0 0		
Greg Vaughn, R (1, 7) OBP: 0.317, SLG: 0.394		3-3 K			1-0 SH2-4 1-2 1B		4-2 1-2 3B BB		0-2 K	3 1 1 0 1 2 1		
Arch Cianfrocco, R (1, 3) OBP: 0.329, SLG: 0.366		2-2 G5-3			0-1 SH2-4 1-2 2-3		0-0 F9 2-3		3-2 F9-3 1-1	3 0 0 0 0 0 3		
Chris Gomez, R (1, 6) OBP: 0.332, SLG: 0.351			3-1 CS 1B		3-1 P4		0-0 1-H 3-H CS 3B			3 0 2 2 0 0 2		
John Flaherty, R (1, 2) OBP: 0.281, SLG: 0.343			1 SAFE 2-3 K		4-0 IBB		2-3 K			2 0 0 0 1 2 2		
Andy Ashby, R (1, 1) OBP: 0.081, SLG: 0.056 Steve Finley, L (8, PH) OBP: 0.330, SLG: 0.528 (8, 8)			1-2 G6-3		0-1 G4-3		4-2 E S SF8 BB			2 0 0 0 0 0 4 0 1 0 0 1 0 0		
Inning Stats	R: 0 H: 0 E: 0 LOB: 0 K: 0 BB: 1 S: 8 P: 16	R: 0 H: 0 E: 0 LOB: 0 K: 1 BB: 0 S: 10 P: 17	R: 0 H: 1 E: 0 LOB: 0 K: 1 BB: 0 S: 8 P: 14	R: 0 H: 0 E: 0 LOB: 0 K: 1 BB: 0 S: 6 P: 9	R: 0 H: 1 E: 0 LOB: 3 K: 0 BB: 2 S: 7 P: 19	R: 0 H: 0 E: 0 LOB: 0 K: 1 BB: 0 S: 8 P: 15	R: 2 H: 1 E: 0 LOB: 0 K: 1 BB: 2 S: 12 P: 21	R: 1 H: 0 E: 1 LOB: 0 K: 1 BB: 1 S: 12 P: 22	R: 0 H: 1 E: 0 LOB: 0 K: 1 BB: 0 S: 14 P: 18	1B: 3 SF: 1 2B: 1 SAC: 1 3B: 1 DP: 1 HR: 0 HBP: 0	WP: 0 PA: 33 PB: 0 SB: 1 CS: 3	
PITCHER Tony Saunders, L (1, 1) ERA: 3.61 Rick Helling, R (7, 1) ERA: 4.3	IP WLS BF H R ER SO BB IBB HBP BLK WP HR S P ERA WHIP	6.1 L 25 3 2 2 4 4 1 0 0 0 0 0 52 103 2.84 1.105	2.2 8 1 1 0 3 1 0 0 0 0 0 0 33 48 0.00 0.750	PITCHER IP WLS BF H R ER SO BB IBB HBP BLK WP HR S P ERA WHIP								

San Diego Padres @ Florida Marlins
 Pro Player Stadium, Miami, FL
 Sun Jul 20 1997, 7:05 PM EDT
 Att. 26,186 - Overcast - 86 F

AB	25
R	3
H	4
RBI	3
BB	6
SO	7
LOB	14



Batter	1	2	3	4	5	6	7	8	9	AB	R	H	RBI	BB	SO	LOB
John Cangelosi, S OBP: 0.366, SLG: 0.347 (1, 9) (7, 7)	0-0 S 1B		1-2 FC5-4 1B		2-3 K		1-2 G3			4	0	2	0	0	1	1
Edgar Renteria, R OBP: 0.324, SLG: 0.352 (1, 6) F B L X	1-2 G5-3		0-0 L9		1-0 G5-3			1-3 K		4	0	0	0	0	1	3
Mark Kotsay, L OBP: 0.262, SLG: 0.306 (1, 8) B B B B	4-0 G4-6-3 BB		0-0 FC5-4 1-2f		4-1 G6-3 S BB			3-1 2B		2	0	1	0	2	0	1
Bobby Bonilla, S OBP: 0.385, SLG: 0.477 (1, 5) B X	1-0 G4-6-3 1-2f			3-3 K		1 SAFE 3-3 SAFE 1-2 K		2-3 K		4	0	0	0	0	3	4
Jim Eisenreich, L OBP: 0.353, SLG: 0.385 (1, 7) (7, 3)		4-0 G6-3 BB		2-1 F7		0-1 G6-3 2-3		1-3 K		3	0	0	0	1	1	2
Gregg Zaun, S OBP: 0.421, SLG: 0.430 (1, 2) B 1 SAFE X		1-0 G6-3 1-2		3-1 1B		4-0 BB			2-2 F8	3	0	1	0	1	0	1
Jeff Conine, R OBP: 0.335, SLG: 0.361 Rick Helling, R OBP: 0.091, SLG: 0.091 Alex Arias, R OBP: 0.407, SLG: 0.392 (1, 3) (7, 1) (9, PH)		2-1 G6-3		1-3 K		0-1 G5-3			1-1 FC5-4 1B	3	0	0	0	0	1	4
Luis Castillo, S OBP: 0.312, SLG: 0.271 Kurt Abbott, R OBP: 0.318, SLG: 0.455 (1, 4) (9, PH)		3-2 G5-3			2-0 2B		0-1 G6-3		0-2 F8	3	0	1	0	0	0	1
Tony Saunders, L OBP: 0.091, SLG: 0.190 Moises Alou, R OBP: 0.371, SLG: 0.456 (1, 1) (7, 9)			1-0 G6-3		1-3 K		3-3 K2-3		2-1 FC5-4 1-2f	2	0	0	0	0	1	1

Inning Stats	R: 0	H: 1	E: 0	LOB: 1	K: 0	P: 11	R: 0	H: 0	E: 0	LOB: 1	K: 0	P: 16	R: 0	H: 1	E: 0	LOB: 1	K: 0	P: 8	R: 0	H: 1	E: 0	LOB: 1	K: 2	P: 20	R: 0	H: 0	E: 0	LOB: 2	K: 1	P: 20	R: 0	H: 0	E: 0	LOB: 0	K: 1	P: 13	R: 0	H: 1	E: 0	LOB: 1	K: 3	P: 21	R: 0	H: 1	E: 0	LOB: 1	K: 0	P: 15	1B: 4	SF: 0	2B: 2	SAC: 0	3B: 0	DP: 1	HR: 0	HBP: 0	WP: 0	PA: 36
--------------	------	------	------	--------	------	-------	------	------	------	--------	------	-------	------	------	------	--------	------	------	------	------	------	--------	------	-------	------	------	------	--------	------	-------	------	------	------	--------	------	-------	------	------	------	--------	------	-------	------	------	------	--------	------	-------	-------	-------	-------	--------	-------	-------	-------	--------	-------	--------

PITCHER	IP	WLS	BF	H	R	ER	SO	BB	IBB	HBP	BLK	WP	HR	S	P	ERA	WHIP
Andy Ashby, R ERA: 3.81 (1, 1)	7.0	W	28	4	0	0	6	4	0	0	0	0	0	54	102	0.00	1.143
Tim Worrell, R ERA: 4.97 (8, 1)	1.0		4	1	0	0	3	0	0	0	0	0	0	14	21	0.00	1.000
Trevor Hoffman, R ERA: 3.57 (9, 1)	1.0	S	4	1	0	0	0	0	0	0	0	0	0	10	15	0.00	1.000

BOTTOM

San Diego Padres @ Florida Marlins
Pro Player Stadium, Miami, FL

Sun Jul 20 1997, 7:05 PM EDT
Att. 26,186 - Overcast - 86 F

AB	32
R	0
H	6
RBI	0
BB	4
SO	9
LOB	20



PITCHER	IP	WLS	BF	H	R	ER	SO	BB	IBB	HBP	BLK	WP	HR	S	P	ERA	WHIP
---------	----	-----	----	---	---	----	----	----	-----	-----	-----	----	----	---	---	-----	------

Batter	1	2	3	4	5	6	7	8	9	AB	R	H	RBI	BB	SO	LOB
Luis Castillo, S OBP: 0.308, SLG: 0.266 (1, 4)	0-0 G6-3		0-3 K		0-0 G5-3		0-3 K			4	0	0	0	0	2	2
Edgar Renteria, R OBP: 0.320, SLG: 0.348 (1, 6)	0-0 G1-3		0-0 L7			0-0 G6-3	0-3 K			4	0	0	0	0	1	2
Kurt Abbott, R OBP: 0.317, SLG: 0.450 (1, 7)	0-0 F8			0-0 P4		0-0 BB FC3-6 1B		0-0 F8		4	1	1	0	0	0	0
Gary Sheffield, R OBP: 0.436, SLG: 0.454 (1, 9)		0-0 G5-3		0-0 HR		4-0 FC3-6 1-2 BB		0-0 G6-3		3	1	1	1	1	0	0
Moises Alou, R OBP: 0.372, SLG: 0.458 (1, 8)		0-0 F9		0-0 G4-3 2B		4-0 FC3-6 1-2 2-3 BB		0-0 P4		3	0	1	0	1	0	0
Mark Kotsay, L OBP: 0.282, SLG: 0.306 (9, 8)										0	0	0	0	0	0	0
Bobby Bonilla, S OBP: 0.383, SLG: 0.475 (1, 5)		0-0 1B		0-0 G4-3		0-0 FC3-6 FC5-4			0-3 K	4	0	1	1	0	1	3
Jeff Conine, R OBP: 0.331, SLG: 0.356 (1, 3)		0-3 K		0-0 F5		0-0 FC5-4			0-0 F2	4	0	0	0	0	1	4
Charles Johnson, R OBP: 0.357, SLG: 0.454 (1, 2)			0-0 1B		0-0 L4		4-0 BB		0-0 G5-3	3	0	1	0	1	0	0
Kevin Brown, R OBP: 0.217, SLG: 0.146 (1, 1)			0-3 K		0-0 F7		0-0 F8			2	0	0	0	0	1	1
Mark Hutton, R (7, 1)										0	0	0	0	0	0	0
Jim Eisenreich, L (7, PH)										1	0	0	0	0	0	1
Dennis Cook, L (8, 1)										0	0	0	0	0	0	0
John Cangelosi, S (9, 1)										0	0	0	0	0	0	0

Inning Stats	R: 0	H: 0	E: 0	K: 0	S: 3	H: 0	LOB: 0	BB: 0	P: 3	R: 0	H: 1	E: 0	K: 1	S: 6	H: 1	LOB: 1	BB: 0	P: 6	R: 0	H: 1	E: 0	K: 2	S: 8	H: 1	LOB: 1	BB: 0	P: 8	R: 1	H: 2	E: 0	K: 0	S: 5	H: 2	LOB: 1	BB: 0	P: 5	R: 0	H: 0	E: 0	K: 0	S: 3	H: 1	LOB: 2	BB: 2	S: 4	R: 0	H: 0	E: 0	K: 2	S: 7	H: 0	LOB: 1	BB: 1	P: 11	R: 0	H: 0	E: 0	K: 0	S: 3	H: 0	LOB: 0	BB: 0	P: 3	R: 0	H: 0	E: 0	K: 1	S: 5	H: 0	LOB: 0	BB: 0	P: 5	1B: 3	SF: 0	2B: 1	SAC: 0	3B: 0	DP: 0	HR: 1	HBP: 0	WP: 0	PA: 35
--------------	------	------	------	------	------	------	--------	-------	------	------	------	------	------	------	------	--------	-------	------	------	------	------	------	------	------	--------	-------	------	------	------	------	------	------	------	--------	-------	------	------	------	------	------	------	------	--------	-------	------	------	------	------	------	------	------	--------	-------	-------	------	------	------	------	------	------	--------	-------	------	------	------	------	------	------	------	--------	-------	------	-------	-------	-------	--------	-------	-------	-------	--------	-------	--------

PITCHER	IP	WLS	BF	H	R	ER	SO	BB	IBB	HBP	BLK	WP	HR	S	P	ERA	WHIP
Sterling Hitchcock, L (1, 1)	5.1	W	23	5	2	2	3	2	0	0	0	0	1	27	35	3.38	1.312
Jim Bruske, R (6, 1)	0.2		2	0	0	0	0	0	0	0	0	0	0	2	2	0.00	0.000
Doug Bochler, R (7, 1)	2.0		7	0	0	0	2	1	0	0	0	0	0	10	14	0.00	0.500
Sean Bergman, R (9, 1)	1.0		3	0	0	0	1	0	0	0	0	0	0	5	5	0.00	0.000

BOTTOM

San Diego Padres @ Florida Marlins
Pro Player Stadium, Miami, FL
 Mon Jul 21 1997, 3:33 AM EDT
 Att: 26,072 - Sunny - 86 F

livebaseballscorecards.com

AB	32
R	2
H	5
RBI	2
BB	3
SO	6
LOB	13



Batter	1	2	3	4	5	6	7	8	9	AB	R	H	RBI	BB	SO	LOB
Rickey Henderson, R (1, 7) Will Cunnane, R (9, 1) Trevor Hoffman, R (9, 1) OBP: 0.425, SLG: 0.376 OBP: 0.417, SLG: 0.545 OBP: 0.500, SLG: 0.500	3-2 F9		2-0 F8			3-2 G1-3		2-2 E5		4	0	1	0	0	0	0
Quilvio Veras, S (1, 4) OBP: 0.346, SLG: 0.356	3-1 F7		2-1 G4-3			4-2 CS G4-3 BB		2-3 K		3	0	0	0	1	1	1
Tony Gwynn, L (1, 9) OBP: 0.425, SLG: 0.582	2-1 BB 1B				0-0 G4-6-3 1B	2-2 G4-3		2-3 K		4	0	2	0	0	1	2
Ken Caminiti, S (1, 5) OBP: 0.356, SLG: 0.408	4-1 1-2 BB		3-1 G4-6-3 1-2f			3-1 CS 2-3	2-3 K		2-1 1B 1B	3	1	1	0	1	1	1
Steve Finley, L (1, 8) OBP: 0.326, SLG: 0.523	3-3 K		2-2 F8			1-1 P3		0-3 K		4	0	0	0	0	2	3
Wally Joyner, L (1, 3) Chris Jones, R (9, PH) OBP: 0.417, SLG: 0.511 OBP: 0.355, SLG: 0.500		0-2 G6-3			2-2 G4-3	2-0 1B		1-2 1B 1B 1B		3	0	1	0	0	0	0
Chris Gomez, R (1, 6) OBP: 0.336, SLG: 0.351		3-2 G1-4-3			1-2 G1-3	2-3 K		1-2 1B 1B 1B		4	0	1	1	0	1	1
John Flaherty, R (1, 2) OBP: 0.286, SLG: 0.349		0-0 G6-3			2-0 2B			1-2 1B 1B		4	0	2	0	0	1	0
Joey Hamilton, R (1, 1) Mark Sweeney, L (8, PH) Greg Vaughn, R (8, PH) OBP: 0.182, SLG: 0.344 OBP: 0.333, SLG: 0.295 OBP: 0.322, SLG: 0.414			0-3 K		0-1 G5-3			0-1 HR		2	0	0	0	0	1	1

Inning Stats	R: 0	H: 1	E: 0	K: 1	S: 13	LOB: 2	BB: 1	P: 28	R: 0	H: 0	E: 0	K: 0	S: 10	LOB: 0	BB: 0	P: 13	R: 0	H: 0	E: 0	K: 1	S: 6	LOB: 0	BB: 0	P: 10	R: 0	H: 1	E: 0	K: 0	S: 6	LOB: 0	BB: 0	P: 11	R: 0	H: 0	E: 0	K: 0	S: 11	LOB: 1	BB: 0	P: 16	R: 0	H: 0	E: 0	K: 2	S: 10	LOB: 0	BB: 1	P: 22	R: 0	H: 1	E: 0	K: 2	S: 10	LOB: 1	BB: 0	P: 17	R: 1	H: 2	E: 1	K: 3	S: 14	LOB: 1	BB: 0	P: 21	R: 2	H: 5	E: 0	K: 1	S: 15	LOB: 3	BB: 0	P: 19	1B: 9	SF: 0	2B: 1	SAC: 0	3B: 0	DP: 1	HR: 1	HBP: 0	WP: 0	PA: 37
PITCHER	IP	WLS	BF	H	R	ER	SO	BB	IBB	HBP	BLK	WP	HR	S	P	ERA	WHIP																																																																	
67 Francisco Cordova, R (1, 1) ERA: 2.9	7.1		26	4	0	0	5	2	0	0	0	0	0	69	121	0.00	0.818																																																																	
Ricardo Rincon, L (8, 1) ERA: 4.0	1.0		6	3	2	2	3	0	0	0	0	0	1	16	24	18.00	3.000																																																																	
Rich Loiselle, R (9, 1) ERA: 3.32	0.0	L	4	4	1	1	0	0	0	0	0	0	0	10	12	∞	∞																																																																	

BOTTOM

Pittsburgh Pirates @ San Diego Padres
Qualcomm Stadium, San Diego, CA

Tue Jul 22 1997, 10:05 PM EDT
Att: 18,306 - Unknown - 71 F

AB	34
R	3
H	11
RBI	3
BB	2
SO	8
LOB	9



WP: 0	PA: 37
PB: 0	
SB: 1	
CS: 1	

livebaseballscorecards.com

Batter	1	2	3	4	5	6	7	8	9	AB R H RBI BB SO LOB	TOP
Tony Womack, L (1, 4) <small>OBP: 0.319, SLG: 0.366</small> Mark Johnson, L (8, PH) <small>OBP: 0.350, SLG: 0.320</small> Clint Sodowsky, L (8, 1) <small>OBP: 0.500, SLG: 0.500</small>	1-1 G4-3		X 0-0 G4-3 2B 1B		B 1-0 G5-3			S 1-1 G3-1		3 1 1 0 0 0 0 1 0 0 0 0 0 0 0 0 0 0 0 0 0	Pittsburgh Pirates @ San Diego Padres Qualcomm Stadium, San Diego, CA Wed Jul 23 1997, 10:05 PM EDT Att. 16,151 - Unknown - 71 F
Turner Ward, S (1, 8) <small>OBP: 0.450, SLG: 0.611</small>	1-2 G4-3		X 0-2 G4-3 1-3		X 0-0 G5-4-3 1B			S 1-3 K		4 0 1 0 0 1 1	
Al Martin, L (1, 7) <small>OBP: 0.369, SLG: 0.462</small> Emil Brown, R (8, 7) <small>OBP: 0.304, SLG: 0.291</small>	4-2 1B BB		F 1-1 1B 2B		F 1 SAFE 1B 1 SAFE 1B 1B 1B			S 1-3 K		1 0 1 1 2 0 0 1 0 0 0 0 1 0	
Kevin Young, R (1, 3) <small>OBP: 0.338, SLG: 0.534</small>	1 SAFE 1 SAFE 1 SAFE 1 SAFE		B 1-0 G6-3 1-2		C 0-1 G5-4-3 1-2f 2-3			X 0-0 1B		4 0 2 0 0 0 3	
Dale Sveum, S (1, 5) <small>OBP: 0.340, SLG: 0.473</small>	B 1 SAFE 1B 1B 1B 1B		B 3-1 F7		X 0-0 G4-3			B 3-2 P4		4 0 0 0 0 0 4	
18 Jason Kendall, R (1, 2) <small>OBP: 0.392, SLG: 0.423</small>		X 0-0 G6-3		C 3-2 F8			X 0-0 F9		4 0 0 0 0 0 1		
Mark Smith, R (1, 9) <small>OBP: 0.329, SLG: 0.593</small>		B 1-1 G5-3		B 1-1 G6-3			B 2-1 G5-3		3 0 0 0 0 0 0		
Kevin Polcovich, R (1, 6) <small>OBP: 0.364, SLG: 0.387</small>		C 0-1 F7		B 2-1 F7			X 0-0 G4-6-3 1B		3 0 0 0 0 0 1		
Jon Lieber, L (1, 1) <small>OBP: 0.103, SLG: 0.105</small> Jason Christiansen, R (2, 1) <small>OBP: 0.335, SLG: 0.325</small> Jemaine Allensworth, R (3, PH) <small>OBP: 0.335, SLG: 0.325</small> Paul Wagner, R (3, 1) <small>OBP: 0.335, SLG: 0.325</small> Matt Ruebel, L (3, 1) <small>OBP: 0.335, SLG: 0.325</small> Keith Osik, R (8, PH) <small>OBP: 0.319, SLG: 0.381</small> (8, 4)		S 2-3 K		S 1-3 K			X 0-0 F7		0 0 0 0 0 0 0 0 0 0 0 0 0 0 1 0 0 0 0 1 0 0 0 0 0 0 0 0 1 0 0 0 0 1 0 1 0 0 0 0 0 0		
Inning Stats	R: 0 H: 1 E: 0 LOB: 2 K: 0 BB: 1 S: 12 P: 22	R: 0 H: 0 E: 0 LOB: 0 K: 0 BB: 0 S: 5 P: 6	R: 1 H: 2 E: 0 LOB: 1 K: 1 BB: 0 S: 14 P: 18	R: 0 H: 0 E: 0 LOB: 0 K: 0 BB: 0 S: 7 P: 12	R: 0 H: 0 E: 0 LOB: 0 K: 1 BB: 0 S: 6 P: 10	R: 0 H: 1 E: 0 LOB: 1 K: 0 BB: 1 S: 6 P: 10	R: 0 H: 1 E: 0 LOB: 0 K: 0 BB: 0 S: 7 P: 11	R: 0 H: 0 E: 0 LOB: 0 K: 1 BB: 0 S: 8 P: 10	R: 0 H: 1 E: 0 LOB: 1 K: 1 BB: 0 S: 8 P: 12	1B: 5 SF: 0 2B: 1 SAC: 0 3B: 0 DP: 2 HR: 0 HBP: 0	
PITCHER Pete Smith, R (1, 1) <small>ERA: 5.29</small> Sean Bergman, R (8, 1) <small>ERA: 5.72</small>	IP WLS BF H R ER SO BB IBB HBP BLK WP HR S P ERA WHIP 7.0 W 26 5 1 1 2 2 0 0 0 0 0 0 57 89 1.29 1.000 2.0 7 1 0 0 2 0 0 0 0 0 0 0 16 22 0.00 0.500	PITCHER IP WLS BF H R ER SO BB IBB HBP BLK WP HR S P ERA WHIP									

AB	31
R	1
H	6
RBI	1
BB	2
SO	4
LOB	10



Batter	1	2	3	4	5	6	7	8	9
Quilvio Veras, S (1, 4) <small>OBP: 0.349, SLG: 0.357</small>	0-2 1B 1B	4-2 1B 2B BB	0-1 FC6 1B		1-2 G6-3		1-3 K 2-3		
Steve Finley, L (1, 8) <small>OBP: 0.327, SLG: 0.521</small>	2-1 1B SF7 1B	0-0 2B 1B	0-1 FC6			0-1 P4		0-3 K2-3	
Tony Gwynn, L (1, 9) Chris Jones, R (4, 9) <small>OBP: 0.355, SLG: 0.495</small>	2-2 1B SF7 1B	0-0 1B FC5-2 2B		1-2 E 1B 1B		0-0 G4-3		2-3 K	
Ken Caminiti, S (1, 5) <small>OBP: 0.354, SLG: 0.404</small>	1-3 K	1-2 FC5-2 1B		3-1 F9		1-1 F9		2-3 K	
Wally Joyner, L (1, 3) <small>OBP: 0.412, SLG: 0.505</small>	2-0 SF7	1-0 FC5-2		2-1 E4 1B		0-0 G1-3			
Greg Vaughn, R (1, 7) <small>OBP: 0.321, SLG: 0.411</small>	0-0 G6-3	0-0 P6		0-1 1B 2-H		3-2 E5 1B 2B			
Mandy Romero, S (1, 2) <small>OBP: 0.467, SLG: 0.867</small>		0-1 HR 1B	0-2 SH3-4 1B		2-3 K		0-0 2B 1B		
Chris Gomez, R (1, 6) <small>OBP: 0.337, SLG: 0.356</small>		0-0 BB 1B	1-3 K		3-3 K		3-2 WP 2B		
Pete Smith, R (1, 1) Craig Shipley, R (7, PH) Sean Bergman, R (8, 1) <small>OBP: 0.250, SLG: 0.333</small>		0-1 B2	1-2 SH3-4		0-3 K		0-0 F9		

Inning Stats	R: 2	H: 3	E: 0	LOB: 1	K: 1	P: 20	R: 4	H: 5	E: 0	LOB: 2	K: 0	P: 21	R: 1	H: 2	E: 0	LOB: 1	K: 1	P: 15	R: 0	H: 2	E: 1	LOB: 2	K: 1	P: 20	R: 0	H: 0	E: 0	LOB: 0	K: 2	P: 16	R: 0	H: 0	E: 0	LOB: 0	K: 0	P: 6	R: 2	H: 2	E: 1	LOB: 1	K: 1	P: 19	R: 0	H: 0	E: 0	LOB: 0	K: 3	P: 14
1B: 11	SF: 1	3B: 0	DP: 0	HR: 1	2B: 2	SAC: 1	BB: 1	HBP: 0	WP: 1	PA: 40	SB: 0	CS: 0																																				

PITCHER	IP	WLS	BF	H	R	ER	SO	BB	IBB	HBP	BLK	WP	HR	S	P	ERA	WHIP
Jon Lieber, R (1, 1) <small>ERA: 4.65</small>	1.1	L	11	6	6	6	1	1	0	0	0	0	1	23	33	40.50	5.250
Jason Christiansen, L (2, 1) <small>ERA: 7.84</small>	0.2		4	2	0	0	0	0	0	0	0	0	0	6	8	0.00	3.000
Paul Wagner, R (3, 1) <small>ERA: 3.0</small>	0.2		4	2	1	1	1	0	0	0	0	0	0	11	13	13.50	3.000
Matt Ruebel, L (3, 1) <small>ERA: 6.86</small>	4.1		18	4	2	1	4	0	0	0	0	1	0	43	63	2.08	0.923
Clint Sodowsky, R (8, 1) <small>ERA: 3.6</small>	1.0		3	0	0	0	3	0	0	0	0	0	0	10	14	0.00	0.000

BOTTOM

Pittsburgh Pirates @ San Diego Padres
Qualcomm Stadium, San Diego, CA

Wed Jul 23 1997, 10:05 PM EDT
Att: 16,151 - Unknown - 71 F

livebaseballscorecards.com

AB	37
R	9
H	14
RBI	9
BB	1
SO	9
LOB	16



Batter	1	2	3	4	5	6	7	8	9	AB R H RBI BB SO LOB	TOP																
Tony Womack, L OBP: 0.318, SLG: 0.363 (1, 4) BB (8, 6)	4-1 G5-3 1B BB		2-1 F8	1-0 2 3-H	0-1 F7		2-2 L5			3 1 0 0 1 0 0																	
Jermaine Allensworth, R OBP: 0.329, SLG: 0.319 Marc Wilkins, R Keith Osik, R OBP: 0.319, SLG: 0.381 (1, 8) (7, 1) (8, 4)	0-0 F9		0-3 K		1-3 K		2-0 F8			4 0 0 0 0 2 1 0 0 0 0 0 0 0 0 0 0 0 0 0 0																	
Mark Smith, R OBP: 0.315, SLG: 0.565 (1, 7) SAFE (7, 9) SAFE SAFE SAFE	2-1 G5-3 1-2		2-0 F7		0-0 F9			0-2 F9		4 0 0 0 0 0 1																	
Kevin Young, R OBP: 0.344, SLG: 0.537 (1, 3) (6, 5)	0-1 2-H 1B			1-2 1B 18 1B 1B		0-1 18 WP 18 2B 1B		0-3 K		4 2 3 1 0 1 0																	
Dale Sveum, S OBP: 0.338, SLG: 0.468 (1, 5) (6, 6) Rich Loiselle, R (8, 1)	0-2 F9			2-1 18 1B 1-3 2B 1B		2-0 F9		3-1 F9		4 1 1 0 0 0 2 0 0 0 0 0 0 0																	
18 Jason Kendall, R OBP: 0.399, SLG: 0.443 (1, 2)			1-1 S 1B 1B		1-2 2B 1-3 SF8 1B		2-2 1-H 2B		1-2 HR	4 2 4 3 0 0 0																	
Jose Guillen, R OBP: 0.297, SLG: 0.405 (1, 9) (7, 8)			0-0 G4-6-3 1B		2-1 1 SAFE F B SAFE 1 SAFE X		1-3 K2-3		1-3 K	4 0 2 1 0 2 1																	
Kevin Polcovich, R OBP: 0.358, SLG: 0.382 Clint Sodowsky, L OBP: 0.500, SLG: 0.500 Al Martin, L OBP: 0.368, SLG: 0.460 (1, 6) (6, 1) (7, 7)			2-3 K		1-0 SF8		1-0 F7		0-0 G4-3	2 0 0 1 0 1 3 0 0 0 0 0 0 0 1 0 0 0 0 0 0																	
Steve Cooke, R OBP: 0.083, SLG: 0.111 Turner Ward, S OBP: 0.439, SLG: 0.595 Paul Wagner, R Mark Johnson, L OBP: 0.347, SLG: 0.317 (1, 1) (4, PH) (4, 1) (6, 3)	0-2 G4-6-3 1-2f		0-0 G6-3					1-3 K		1 0 0 0 0 0 2 1 0 0 0 0 0 1 0 0 0 0 0 0 0 2 0 0 0 0 2 0																	
Inning Stats	R: 1 E: 0 K: 0 S: 9	H: 1 LOB: 1 BB: 1 P: 15	R: 0 E: 0 K: 1 S: 9	H: 2 LOB: 1 BB: 0 P: 12	R: 0 E: 0 K: 1 S: 6	H: 0 LOB: 0 BB: 0 P: 10	R: 3 E: 0 K: 0 S: 15	H: 4 LOB: 1 BB: 0 P: 23	R: 0 E: 0 K: 1 S: 8	H: 0 LOB: 0 BB: 0 P: 9	R: 1 E: 0 K: 1 S: 10	H: 2 LOB: 1 BB: 0 P: 16	R: 0 E: 0 K: 1 S: 9	H: 0 LOB: 0 BB: 0 P: 14	R: 0 E: 0 K: 1 S: 9	H: 0 LOB: 0 BB: 0 P: 12	R: 1 E: 0 K: 2 S: 11	H: 1 LOB: 0 BB: 0 P: 16	1B: 7 2B: 2 3B: 0 HR: 1	SF: 1 SAC: 0 DP: 1 HBP: 0	WP: 2 PB: 0 SB: 1 CS: 0	PA: 36					
PITCHER	IP	WLS	BF	H	R	ER	SO	BB	IBB	HBP	BLK	WP	HR	S	P	ERA	WHIP										
Danny Jackson, L ERA: 7.67 (1, 1)	5.1		24	8	5	5	3	1	0	0	0	0	0	50	74	8.44	1.688										
Jim Bruske, R ERA: 3.57 (6, 1)	0.2	W	3	1	0	0	1	0	0	0	0	1	0	7	11	0.00	1.500										
Doug Bochtler, R ERA: 4.93 (7, 1)	1.0		3	0	0	0	1	0	0	0	0	0	0	9	14	0.00	0.000										
Tim Worrell, R ERA: 4.91 (8, 1)	1.0		3	0	0	0	1	0	0	0	0	0	0	9	12	0.00	0.000										
Trevor Hoffman, R ERA: 3.66 (9, 1)	1.0	S	4	1	1	1	2	0	0	0	0	0	1	11	16	9.00	1.000										

Pittsburgh Pirates @ San Diego Padres
Qualcomm Stadium, San Diego, CA
Thu Jul 24 1997, 6:33 AM EDT
Att. 18,715 - Cloudy - 75 F

AB	34
R	6
H	10
RBI	6
BB	1
SO	8
LOB	11



Batter	1	2	3	4	5	6	7	8	9
Rickey Henderson, R OBP: 0.425, SLG: 0.378 Tim Worrell, R OBP: 0.284, SLG: 0.200 Trevor Hoffman, R OBP: 0.500, SLG: 0.500	1-2 1B 2B	4-1 S BB		2-2 F9		1-3 K	0-1 G6-4-3 1-2f 2-3		
Chris Jones, R OBP: 0.365, SLG: 0.495	3-1 S HR 1B 2-H	0-0 SF8		2-2 G1-3		4-2 BB 1B BB	4-1 PO BB		
Greg Vaughn, R OBP: 0.319, SLG: 0.404	2-3 K	4-2 BB		0-0 G5-3		3-3 K	1-0 PO 1-2	2-1 F8	
Ken Caminiti, S OBP: 0.357, SLG: 0.416	2-1 HR 1-H	2-3 K			0-0 L5-3 1B	4-1 1B BB	0-0 F8	2-1 F8	
Craig Shipley, R OBP: 0.362, SLG: 0.644	1-2 HR		0-0 FC5-4 1B		0-1 L5-3	1-2 1B BB	1-2 L7		
Archi Cianfrocco, R OBP: 0.318, SLG: 0.356 Jim Bruske, R OBP: 0.167, SLG: 0.333 Tony Gwynn, R OBP: 0.429, SLG: 0.588 Pete Smith, R OBP: 0.111, SLG: 0.111 Doug Bochler, R OBP: 0.327, SLG: 0.521	2-3 K		0-1 FC5-4 G3-4-3 1-2f		0-0 WP 1B	0-0 1B	1-3 2-H 3-H 1B		
Chris Gomez, R OBP: 0.335, SLG: 0.353	2-3 K		0-0 G3-4-3		1-2 CI	2-2 G6-3			
John Flaherty, R OBP: 0.292, SLG: 0.355		2-0 SH5-4 SF8 2B		4-0 FC6-4 IBB		0-0 F9	1-0 G6-4-3 HBP 1B		
Danny Jackson, R OBP: 0.150, SLG: 0.105 Wally Joyner, L OBP: 0.415, SLG: 0.507		0-0 SH5-4		0-0 FC6-4		3-2 BB 1B	1-0 G6-4-3 HBP		

Inning Stats	R: 4 E: 0 K: 3 S: 20	H: 4 LOB: 0 BB: 0 P: 33	R: 1 E: 0 K: 1 S: 10	H: 1 LOB: 2 BB: 2 P: 22	R: 0 E: 0 K: 0 S: 5	H: 1 LOB: 2 BB: 1 P: 9	R: 0 E: 0 K: 0 S: 9	H: 0 LOB: 0 BB: 0 P: 13	R: 0 E: 1 K: 0 S: 10	H: 2 LOB: 2 BB: 0 P: 11	R: 3 E: 0 K: 2 S: 20	H: 3 LOB: 2 BB: 2 P: 38	R: 0 E: 0 K: 0 S: 4	H: 1 LOB: 1 BB: 1 P: 11	R: 0 E: 0 K: 0 S: 7	H: 0 LOB: 0 BB: 0 P: 10
1B: 8 2B: 3 3B: 0 HR: 2	SF: 1 SAC: 1 DP: 2 HBP: 1	WP: 1 PB: 0 SB: 2 CS: 0	PA: 42													

PITCHER	IP	WLS	BF	H	R	ER	SO	BB	IBB	HBP	BLK	WP	HR	S	P	ERA	WHIP
Steve Cooke, L ERA: 3.44	(1, 1)		3.0	6	5	5	4	2	1	0	0	0	2	35	64	15.00	2.667
Paul Wagner, R ERA: 1.8	(4, 1)		2.0	2	0	0	0	0	0	0	0	1	0	19	24	0.00	1.000
Clint Sodowsky, R ERA: 4.35	(6, 1)	L	1.0	3	3	3	2	2	0	0	0	0	0	20	38	27.00	5.000
Marc Wilkins, R ERA: 4.15	(7, 1)		1.0	1	0	0	0	1	0	1	0	0	0	4	11	0.00	2.000
Rich Loiselle, R ERA: 3.25	(8, 1)		1.0	3	0	0	0	0	0	0	0	0	0	7	10	0.00	0.000

BOTTOM

Pittsburgh Pirates @ San Diego Padres
Qualcomm Stadium, San Diego, CA
Thu Jul 24 1997, 6:33 AM EDT
Att: 18,715 - Cloudy - 75 F

AB	31
R	8
H	12
RBI	8
BB	6
SO	6
LOB	17



PITCHER	IP	WLS	BF	H	R	ER	SO	BB	IBB	HBP	BLK	WP	HR	S	P	ERA	WHIP
Steve Cooke, L ERA: 3.44	(1, 1)		3.0	6	5	5	4	2	1	0	0	0	2	35	64	15.00	2.667
Paul Wagner, R ERA: 1.8	(4, 1)		2.0	2	0	0	0	0	0	0	0	1	0	19	24	0.00	1.000
Clint Sodowsky, R ERA: 4.35	(6, 1)	L	1.0	3	3	3	2	2	0	0	0	0	0	20	38	27.00	5.000
Marc Wilkins, R ERA: 4.15	(7, 1)		1.0	1	0	0	0	1	0	1	0	0	0	4	11	0.00	2.000
Rich Loiselle, R ERA: 3.25	(8, 1)		1.0	3	0	0	0	0	0	0	0	0	0	7	10	0.00	0.000

Batter	1	2	3	4	5	6	7	8	9	AB R H RBI BB SO LOB	TOP																	
Lance Johnson, L (1, 8) OBP: 0.381, SLG: 0.387	1-0 F7		0-1 G4-3		3-2 G4-3		2-2 F7		1-0 G6-3	5 0 0 0 0 0 2																		
Bernard Gilkey, R (1, 7) OBP: 0.320, SLG: 0.374	3-3 K			1-2 G5-3		3-2 2B		0-0 E5 BB G3 1B	3-0 F7	5 2 1 0 0 1 0																		
John Olerud, L (1, 3) OBP: 0.393, SLG: 0.476	0-1 1B			2-2 L6		3-3 K		2-1 G3		4 0 1 0 0 1 2																		
Todd Hundley, S (1, 2) OBP: 0.426, SLG: 0.600	3-2 F8			0-2 FC5-4 1B		1-1 G3 2-H 2B		2-3 K		4 0 2 1 0 1 2																		
Edgardo Alfonzo, R (1, 5) OBP: 0.384, SLG: 0.456			0-1 G4-3		0-0 FC5-4 1-2f		4-0 G3 BB	4-1 BB 1B BB		2 1 0 0 2 0 1																		
Carlos Baerga, S (1, 4) OBP: 0.313, SLG: 0.396			1-2 CS 1B		1-0 2B 1B		0-1 G3 1-2 2-3	4-1 1B CS BB		3 1 2 0 1 0 2																		
Carl Everett, S (1, 9) OBP: 0.327, SLG: 0.468			3-3 K		0-0 2B		0-3 K	2-1 CS 1B		4 0 2 2 0 2 3																		
Greg McMichael, R (8, 1) OBP: 0.500, SLG: 0.500			1-2 K		1-3 2B			1-3 2-H 3-H 1B		0 0 0 0 0 0 0																		
Rey Ordóñez, R (1, 6) OBP: 0.289, SLG: 0.281			2-2 G6-3		1-2 K		0-0 F9	0-2 G5-3		2 0 0 0 0 1 2																		
Luis Lopez, S (7, PH) OBP: 0.343, SLG: 0.352								1-2 3-H		2 0 0 0 0 0 1																		
Dave Mlicki, R (1, 1) OBP: 0.250, SLG: 0.324			1-3 K		1-3 K		0-2 G4-3		2-3 K	2 0 0 0 0 2 2																		
Alex Ochoa, R (7, PH) OBP: 0.264, SLG: 0.317										1 0 0 0 0 0 0																		
Cory Lidle, R (7, 1) Takashi Kashiwada, L (7, 1) Butch Huskey, R (8, 9) OBP: 0.311, SLG: 0.502										0 0 0 0 0 0 0																		
										0 0 0 0 0 0 0																		
										1 0 0 0 0 1 0																		
Inning Stats	R: 0 E: 0 K: 1 S: 11	H: 1 LOB: 1 BB: 0 P: 18	R: 0 E: 0 K: 1 S: 9	H: 1 LOB: 1 BB: 0 P: 13	R: 0 E: 0 K: 1 S: 9	H: 0 LOB: 0 BB: 0 P: 12	R: 0 E: 0 K: 0 S: 10	H: 1 LOB: 1 BB: 0 P: 13	R: 0 E: 0 K: 2 S: 11	H: 2 LOB: 2 BB: 0 P: 17	R: 1 E: 0 K: 2 S: 16	H: 2 LOB: 2 BB: 1 P: 27	R: 0 E: 0 K: 0 S: 8	H: 0 LOB: 0 BB: 0 P: 10	R: 3 E: 1 K: 1 S: 15	H: 1 LOB: 1 BB: 2 P: 29	R: 0 E: 0 K: 1 S: 5	H: 0 LOB: 0 BB: 0 P: 11	1B: 5 2B: 4 3B: 0 HR: 0	SF: 0 SAC: 0 DP: 1 HBP: 0	WP: 0 PB: 0 SB: 0 CS: 3	PA: 38						
PITCHER	IP WLS BF H R ER SO BB IBB HBP BLK WP HR S P ERA WHIP																											
Andy Ashby, R (1, 1) ERA: 3.7	6.0		25	7	1	1	7	1	0	0	0	0	0	0	66	100	1.50	1.333										
Doug Bochtler, R (7, 1) ERA: 4.81	1.0		3	0	0	0	0	0	0	0	0	0	0	8	10	0.00	0.000											
Tim Worrell, R (8, 1) ERA: 4.87	0.2	L	5	0	3	0	1	2	0	0	0	0	0	8	20	0.00	3.000											
Trevor Hoffman, R (8, 1) ERA: 3.64	0.1		2	1	0	0	0	0	0	0	0	0	0	7	9	0.00	3.000											
Will Cunnane, R (9, 1) ERA: 5.43	1.0		3	0	0	0	1	0	0	0	0	0	0	5	11	0.00	0.000											

New York Mets @ San Diego Padres
Qualcomm Stadium, San Diego, CA

Fri Jul 25 1997, 10:05 PM EDT
Att. 25,167 - Unknown - 69 F

livebaseballscorecards.com

AB 35
R 4
H 8
RBI 3
BB 3
SO 9
LOB 17



Batter	1	2	3	4	5	6	7	8	9	AB R H RBI BB SO LOB	TOP											
Carl Everett, S OBP: 0.326, SLG: 0.465 (1, 8) C F B B S	2-3 K		1-3 K		2-1 1B		0-1 FC3-6 CS			4 0 1 1 0 2 2												
Bernard Gilkey, R OBP: 0.319, SLG: 0.372 (1, 7) B X	1-0 P3			4-2 1B BB	1-0 F9		0-0 SF8			2 0 0 1 1 0 1												
Edgardo Alfonzo, R OBP: 0.389, SLG: 0.460 (1, 5) C B B B B	4-2 BB			2-0 F8		4-1 1B BB	2-1 CS	1-1 G4-3 G6-3 2B		2 1 1 0 2 0 1												
Todd Hundley, S OBP: 0.421, SLG: 0.592 (1, 2) B C S C	1-3 K			3-2 1 SAFE F8		0-0 P3		3-1 G4-3		4 0 0 0 0 1 4												
Butch Huskey, R OBP: 0.313, SLG: 0.502 (1, 3) (8, 9) F X		0-1 CS 1B		2-0 E4 1-3 1B		2-2 F8		2-0 G6-3		4 0 2 1 0 0 1												
Alex Ochoa, R OBP: 0.265, SLG: 0.317 (1, 9) Matt Franco, L OBP: 0.348, SLG: 0.423 (8, PH) (8, 3) B T B B T T T X T B B B X		3-2 G6-3 1-2		2-2 G5-3		0-0 1B		3-H G6-3		3 0 1 0 0 0 3 1 0 0 0 0 0 0												
Carlos Baerga, S OBP: 0.309, SLG: 0.391 (1, 4) C B B B T T T X		2-2 G5-3			1-0 G6-3	1-3 K2-3			1-3 K	4 0 0 0 0 2 2												
Rey Ordonez, R OBP: 0.275, SLG: 0.289 (1, 6) Lance Johnson, L OBP: 0.380, SLG: 0.385 (9, PH) B T F X			1-1 G6-3		0-1 1B 2B		4-0 FC3-6 1B SF8 BB		2-3 K	2 2 1 0 1 0 0 1 0 0 0 0 1 0												
Bobby Jones, R OBP: 0.188, SLG: 0.196 (1, 1) Luis Lopez, S OBP: 0.350, SLG: 0.359 (7, PH) Juan Acevedo, R (7, 1) S C C John Olerud, L OBP: 0.392, SLG: 0.475 (9, PH) S C C B X			0-3 K		1-3 K		1-2 FC3-6 1B		2-1 G6-3	2 0 0 0 0 2 1 1 0 1 0 0 0 0 0 0 0 0 0 0 0 1 0 0 0 0 0 0												
Inning Stats	R: 0 E: 0 K: 2 S: 10	H: 0 LOB: 1 BB: 1 P: 18	R: 0 E: 0 K: 0 S: 11	H: 1 LOB: 0 BB: 0 P: 16	R: 0 E: 0 K: 2 S: 9	H: 0 LOB: 0 BB: 0 P: 11	R: 0 E: 1 K: 0 S: 12	H: 1 LOB: 2 BB: 1 P: 25	R: 1 E: 0 K: 1 S: 10	H: 2 LOB: 1 BB: 0 P: 14	R: 0 E: 0 K: 1 S: 10	H: 1 LOB: 2 BB: 1 P: 17	R: 1 E: 0 K: 0 S: 7	H: 1 LOB: 0 BB: 1 P: 14	R: 1 E: 0 K: 0 S: 7	H: 1 LOB: 0 BB: 0 P: 14	R: 0 E: 0 K: 2 S: 10	H: 0 LOB: 0 BB: 0 P: 15	1B: 5 2B: 2 3B: 0 HR: 0	SF: 1 SAC: 0 DP: 0 HBP: 0	WP: 0 PB: 0 SB: 0 CS: 2	PA: 37
PITCHER	IP WLS BF H R ER SO BB IBB HBP BLK WP HR S P ERA WHIP																					
Sterling Hitchcock, L ERA: 4.15 (1, 1)	6.0 W 25 5 1 1 6 3 0 0 0 0 0 0 61 101 1.50 1.333																					
Jim Bruske, R ERA: 4.18 (7, 1)	1.0 5 2 2 2 0 1 0 0 0 0 0 0 9 17 18.00 3.000																					
Doug Bochtler, R ERA: 4.7 (8, 1)	1.0 3 0 0 0 0 0 0 0 0 0 0 0 5 11 0.00 0.000																					
Trevor Hoffman, R ERA: 3.56 (9, 1)	1.0 S 3 0 0 0 2 0 0 0 0 0 0 0 10 15 0.00 0.000																					

New York Mets @ San Diego Padres
Qualcomm Stadium, San Diego, CA

Sat Jul 26 1997, 10:05 PM EDT
Att. 53,871 - Unknown - 71 F

livebaseballscorecards.com

AB	31
R	3
H	7
RBI	3
BB	4
SO	8
LOB	15



Batter	1	2	3	4	5	6	7	8	9	AB	R	H	RBI	BB	SO	LOB
Rickey Henderson, R (1, 7) OBP: 0.425, SLG: 0.376	2-1 G4-3		3-1 F8		0-2 SF7 1B		3-3 K			4	1	1	0	0	1	0
Quilvio Veras, S (1, 4) OBP: 0.352, SLG: 0.359	1-0 G4-3			3-2 G5-3	4-2 BB		1-2 G6-4-3 1B			3	0	1	0	1	0	0
Tony Gwynn, L (1, 9) OBP: 0.429, SLG: 0.586	1-2 2B			0-1 1B SF9 1B	0-0 E3		1-0 G6-4-3			4	1	2	0	0	0	3
Ken Caminiti, S (1, 5) OBP: 0.361, SLG: 0.414	0-3 K			4-0 SF9 1B 1B	3-2 SF7			1-0 2B 1B		2	2	1	1	1	1	1
Steve Finley, L (1, 8) OBP: 0.325, SLG: 0.513		1-0 F7		1-0 1B SF9 1B	3-H F8			2-2 F9		4	1	1	0	0	0	3
Wally Joyner, L (1, 3) OBP: 0.411, SLG: 0.503		2-1 G1-3		1-0 SF9		0-1 G4-3		1-0 1-H 2B		3	0	1	2	0	0	0
Mandy Romero, S (1, 2) OBP: 0.400, SLG: 0.684		3-3 K		4-2 1B BB		1-0 G3-1		1-2 G6-3		3	0	0	0	1	1	1
Chris Gomez, R (1, 6) OBP: 0.337, SLG: 0.351			0-3 K	0-0 1B		4-1 BB		2-2 F9		3	0	1	2	1	1	1
Sterling Hitchcock, L (1, 1) OBP: 0.147, SLG: 0.094			2-3 K		1-1 G6-3		0-0 F7			2	0	0	0	0	0	1
Mark Sweeney, L (6, PH) OBP: 0.327, SLG: 0.289										1	0	0	0	0	0	1
Jim Bruske, R (7, 1) OBP: 0.167, SLG: 0.333										0	0	0	0	0	0	0
Doug Bochtler, R (8, 1)										0	0	0	0	0	0	0
Trevor Hoffman, R (9, 1) OBP: 0.500, SLG: 0.500										0	0	0	0	0	0	0

Inning Stats	R: 0	H: 1	E: 0	K: 1	S: 9	LOB: 1	BB: 0	P: 13
	R: 0	H: 0	E: 0	K: 1	S: 8 <td>LOB: 0</td> <td>BB: 0</td> <td>P: 14</td>	LOB: 0	BB: 0	P: 14
	R: 0	H: 0	E: 0	K: 2	S: 8 <td>LOB: 0</td> <td>BB: 0</td> <td>P: 13</td>	LOB: 0	BB: 0	P: 13
	R: 3	H: 3	E: 0	K: 0	S: 12 <td>LOB: 2</td> <td>BB: 2</td> <td>P: 25</td>	LOB: 2	BB: 2	P: 25
	R: 1	H: 1	E: 1	K: 0	S: 16 <td>LOB: 2</td> <td>BB: 1</td> <td>P: 26</td>	LOB: 2	BB: 1	P: 26
	R: 0	H: 0	E: 0	K: 0	S: 5 <td>LOB: 1</td> <td>BB: 1</td> <td>P: 10</td>	LOB: 1	BB: 1	P: 10
	R: 0	H: 1	E: 0	K: 1	S: 8 <td>LOB: 0</td> <td>BB: 0</td> <td>P: 13</td>	LOB: 0	BB: 0	P: 13
	R: 1	H: 2	E: 0	K: 0	S: 15 <td>LOB: 1</td> <td>BB: 0</td> <td>P: 22</td>	LOB: 1	BB: 0	P: 22

PITCHER	IP	WLS	BF	H	R	ER	SO	BB	IBB	HBP	BLK	WP	HR	S	P	ERA	WHIP
Bobby Jones, R ERA: 3.41	(1, 1)	6.0	L	27	5	4	3	4	4	0	0	0	0	58	101	4.50	1.500
Juan Acevedo, R ERA: 4.09	(7, 1)	2.0		8	3	1	1	1	0	0	0	0	0	23	35	4.50	1.500


BOTTOM

New York Mets @ San Diego Padres
Qualcomm Stadium, San Diego, CA

Sat Jul 26 1997, 10:05 PM EDT
Att: 53,871 - Unknown - 71 F

livebaseballscorecards.com

AB	29
R	5
H	8
RBI	5
BB	4
SO	5
LOB	10



WP: 0	PA: 35
PB: 0	
SB: 1	
CS: 0	

New York Mets @ San Diego Padres
Qualcomm Stadium, San Diego, CA

Sun Jul 27 1997, 6:33 AM EDT
 Att. 25,380 - Unknown - 83 F

livebaseballscorecards.com



AB	31
R	3
H	6
RBI	3
BB	4
SO	8
LOB	16

Batter	1	2	3	4	5	6	7	8	9	AB	R	H	RBI	BB	SO	LOB
Lance Johnson, L (1, 8) OBP: 0.380, SLG: 0.383	0-0 F9		1-2 FC6-4 1B		0-0 F8	4-0 BB BB			1-2 G6-3	4	0	1	1	1	0	1
Bernard Gilkey, R (1, 7) OBP: 0.315, SLG: 0.366	2-3 K		1-2 FC6-4 1-2f		0-1 G5-3	1-2 2-3 3-H BB			0-2 F8	5	0	0	0	0	2	5
John Olerud, L (1, 3) OBP: 0.393, SLG: 0.474	1-1 HBP 1B		0-1 F8			4-2 BB 1B BB		2-0 G4-3		3	1	1	0	1	0	1
Todd Hundley, S (1, 2) OBP: 0.422, SLG: 0.589	1-2 HBP			1-1 G4-3 1B		1-0 F8		3-3 K		3	0	1	0	0	1	1
Edgardo Alfonzo, R (1, 5) OBP: 0.387, SLG: 0.455	1-2 P4			1-2 K		4-2 1B HBP BB		1-2 G3-1		3	1	0	0	1	1	3
Greg McMichael, R (7, 1) OBP: 0.500, SLG: 0.500										0	0	0	0	0	0	0
Carlos Baerga, S (1, 4) OBP: 0.310, SLG: 0.392		0-0 CS 1B		0-1 G4-3		0-3 K		2-2 G6-3		2	0	1	0	0	0	1
Luis Lopez, S (6, PH) OBP: 0.343, SLG: 0.351				1-2						2	0	0	0	0	1	2
Carl Everett, S (1, 9) OBP: 0.325, SLG: 0.462		3-3 K 1-2		0-3 K		0-0 HBP BB 1B		2-1 G6-3		4	1	1	1	0	2	2
Rey Ordonez, R (1, 6) OBP: 0.279, SLG: 0.289		1-1 G6-3			4-0 F8 SH5-4 BB	2-2 BB HBP 1B		0-1 L6		3	0	1	0	1	0	0
Mark Clark, R (1, 1) OBP: 0.073, SLG: 0.103			3-3 K		0-0 SH5-4	2-2 BB HBP			2-0 F7	1	0	0	0	0	1	0
Alex Ochoa, R (6, PH) OBP: 0.269, SLG: 0.317										0	0	0	1	0	0	0
Cory Lidle, R (6, 1)										0	0	0	0	0	0	0
Takashi Kashiwada, L (7, 1)										0	0	0	0	0	0	0
Matt Franco, L (7, 5) OBP: 0.345, SLG: 0.419					1-2 2-3 3-H HBP					1	0	0	0	0	0	0

Inning Stats	R: 0 E: 0 K: 1 S: 13	H: 1 LOB: 2 BB: 0 P: 18	R: 0 E: 0 K: 1 S: 7	H: 1 LOB: 0 BB: 0 P: 11	R: 0 E: 0 K: 1 S: 12	H: 1 LOB: 1 BB: 0 P: 17	R: 0 E: 0 K: 2 S: 11	H: 1 LOB: 1 BB: 0 P: 13	R: 0 E: 0 K: 0 S: 4	H: 0 LOB: 1 BB: 1 P: 8	R: 3 E: 0 K: 2 S: 21	H: 2 LOB: 3 BB: 3 P: 39	R: 0 E: 0 K: 1 S: 7	H: 0 LOB: 0 BB: 0 P: 13	R: 0 E: 0 K: 0 S: 7	H: 0 LOB: 0 BB: 0 P: 11	R: 0 E: 0 K: 0 S: 9	H: 0 LOB: 0 BB: 0 P: 12	1B: 6 2B: 0 3B: 0 HR: 0	SF: 0 SAC: 1 DP: 0 HBP: 2	WP: 0 PB: 0 SB: 0 CS: 1	PA: 38
--------------	-------------------------------	----------------------------------	------------------------------	----------------------------------	-------------------------------	----------------------------------	-------------------------------	----------------------------------	------------------------------	---------------------------------	-------------------------------	----------------------------------	------------------------------	----------------------------------	------------------------------	----------------------------------	------------------------------	----------------------------------	----------------------------------	------------------------------------	----------------------------------	--------

PITCHER	IP	WLS	BF	H	R	ER	SO	BB	IBB	HBP	BLK	WP	HR	S	P	ERA	WHIP
Joey Hamilton, R (1, 1) ERA: 4.12	5.2		28	6	3	3	6	4	0	2	0	0	0	65	101	4.76	1.765
Will Cunnane, R (6, 1) ERA: 5.32	1.1	W	4	0	0	0	2	0	0	0	0	0	0	10	18	0.00	0.000
Tim Worrell, R (8, 1) ERA: 4.81	1.0		3	0	0	0	0	0	0	0	0	0	0	7	11	0.00	0.000
Trevor Hoffman, R (9, 1) ERA: 3.49	1.0	S	3	0	0	0	0	0	0	0	0	0	0	9	12	0.00	0.000

BOTTOM

New York Mets @ San Diego Padres
Qualcomm Stadium, San Diego, CA
Sun Jul 27 1997, 6:33 AM EDT
Att: 25,380 - Unknown - 83 F

livebaseballscorecards.com

AB 33
R 5
H 13
RBI 5
BB 3
SO 3
LOB 14



WP: 0 PA: 37
PB: 0
SB: 2
CS: 0

AB	R	H	RBI	BB	SO	LOB
4	0	1	1	1	0	1
4	1	4	0	0	0	0
3	1	1	1	0	0	2
4	1	1	1	0	1	2
3	0	1	0	1	0	0
4	0	1	1	0	1	2
3	0	1	1	1	0	2
0	0	0	0	0	0	0
0	0	0	0	0	0	0
4	1	2	0	0	0	3
2	0	0	0	0	1	1
0	0	0	0	0	0	0
1	1	1	0	0	0	0
1	0	0	0	0	0	1

1B	SF	2B	SAC	3B	DP	HR	HBP
9	1	4	0	0	1	0	0
0	0	0	0	0	0	0	0
0	0	0	0	0	0	0	0
0	0	0	0	0	0	0	0

Batter	1	2	3	4	5	6	7	8	9
Rickey Henderson, R (1, 7) OBP: 0.425, SLG: 0.378	2-2 F9		4-1 1B BB		1-1 1B 2B		1-1 G2-3	1-2 P4	
Quilvio Veras, S (1, 4) OBP: 0.359, SLG: 0.366	2-2 1B		1 SAFE 2-2 1B		3-2 2 SAFE 1B		0-1 2B 1B		
Tony Gwynn, L (1, 9) OBP: 0.428, SLG: 0.585	0-1 F7		0-0 G3			2-1 1B 2B	1-1 SF8		
Ken Caminiti, S (1, 5) OBP: 0.359, SLG: 0.415	3-1 F7			2-2 G4-3		0-3 K	0-0 1B 2B		
Steve Finley, L (1, 8) OBP: 0.327, SLG: 0.512		3-1 F7		0-0 G4-3		0-2 1B 2B	4-1 1B BB		
Wally Joyner, L (1, 3) OBP: 0.409, SLG: 0.500		3-2 F8		2-3 K		0-0 F7	0-0 1B		
Craig Shipley, R (1, 6) OBP: 0.373, SLG: 0.646		4-2 BB			1-2 F8	2-1 1B 2B	0-1 G6-3		
Tim Worrell, R (8, 1) OBP: 0.294, SLG: 0.200						1-3 2-H			
Trevor Hoffman, R (9, 1) OBP: 0.500, SLG: 0.500									
John Flaherty, R (1, 2) OBP: 0.292, SLG: 0.357		0-0 F8			1-2 2B 2B	2-2 G1-3		2-2 G1-4-3 1B	
Joey Hamilton, R (1, 1) OBP: 0.171, SLG: 0.324			0-1 G1-3		3-3 K		0-1 1B SF8 G2-3 1B		
Will Cunnane, R (6, 1) OBP: 0.417, SLG: 0.545								0-0 G1-4-3	
Mark Sweeney, L (7, PH) OBP: 0.333, SLG: 0.297									
Chris Gomez, R (8, 6) OBP: 0.336, SLG: 0.350									

Inning	R	H	E	K	S	H	LOB	BB	IBB	HBP	BLK	WP	HR	S	P	ERA	WHIP
1	0	1	0	0	17	0	0	0	0	0	0	0	0	60	96	1.80	1.400
2	0	0	0	0	22	0	0	0	0	0	0	0	0	18	25	13.50	3.000
3	0	0	0	0	12	0	0	0	0	0	0	0	0	6	11	27.00	9.000
4	0	0	0	0	12	0	0	0	0	0	0	0	0	13	16	6.75	1.500

PITCHER	IP	WLS	BF	H	R	ER	SO	BB	IBB	HBP	BLK	WP	HR	S	P	ERA	WHIP
Mark Clark, R (1, 1) ERA: 4.26	5.0		20	5	1	1	2	2	0	0	0	0	0	60	96	1.80	1.400
Cory Lidle, R (6, 1) ERA: 3.64	1.1		8	4	2	2	1	0	0	0	0	0	0	18	25	13.50	3.000
Takashi Kashiwada, L (7, 1) ERA: 4.73	0.1	L	4	2	1	1	0	1	0	0	0	0	0	6	11	27.00	9.000
Greg McMichael, R (7, 1) ERA: 2.44	1.1		5	2	1	1	0	0	0	0	0	0	0	13	16	6.75	1.500

BOTTOM

Philadelphia Phillies @ San Diego Padres
Qualcomm Stadium, San Diego, CA

Mon Jul 28 1997, 10:05 PM EDT
Att: 17,382 - Unknown - 76 F

livebaseballscorecards.com

AB	33
R	4
H	6
RBI	4
BB	4
SO	6
LOB	9



WP:	1	PA:	37
PB:	0		
SB:	0		
CS:	0		

AB R H RBI BB SO LOB

4	1	1	0	1	0	0
2	1	1	0	2	0	0
4	0	1	1	0	1	3
3	1	1	2	1	1	2
4	0	0	0	0	0	3
3	0	0	0	0	0	0
1	0	0	0	0	0	0
4	0	0	0	0	2	0
4	0	1	0	0	1	0
2	0	0	0	0	1	0
0	0	0	0	0	0	0
0	0	0	0	0	0	0
1	0	0	0	0	0	1
0	0	0	0	0	0	0
0	0	0	0	0	0	0
0	0	0	0	0	0	0
1	1	1	1	0	0	0

Batter	1	2	3	4	5	6	7	8	9
Rickey Henderson, R OBP: 0.424, SLG: 0.376 (1, 7)	1-1 G6-3 ①		2-2 WP 1B		4-0 1B BB		2-1 F8 ①		3-2 F8 ③
Quilvio Veras, S OBP: 0.363, SLG: 0.367 (1, 4)	4-2 BLK HR BB		1 SAFE 4-2 1 SAFE BB		0-0 BB 1B 1-2 1B		3-2 G5-3 ②		
Tony Gwynn, L OBP: 0.426, SLG: 0.581 (1, 9)	2-3 K ② 1-2		1-0 F8 ②		1-0 BB 1B 1-2 2-H		1-2 G4-3 ③		
Ken Caminiti, S OBP: 0.361, SLG: 0.424 (1, 5)	3-1 2-H HR		3-2 F7 ③		4-2 1-2 2-3 BB			0-3 K ①	
Steve Finley, L OBP: 0.324, SLG: 0.506 (1, 8)	2-1 G1-3 ③			0-1 L3 ①	3-2 F7 ③			1-0 F8 ②	
Wally Joyner, L OBP: 0.406, SLG: 0.495 Archi Cianfrocco, R OBP: 0.317, SLG: 0.354 (8, PH) (9, 3)		1-2 G6-3 ①		2-1 P5 ②		3-2 G4-3 ①		2-2 G6-3 ③	
Chris Gomez, R OBP: 0.333, SLG: 0.346 (1, 6)		1-3 K ②		3-2 K ③		1-0 F9 ②		3-2 L6 ①	
John Flaherty, R OBP: 0.291, SLG: 0.356 (1, 2)		2-3 K ③			0-0 P3 ①	2-1 1B		1-0 P4 ②	
Pete Smith, R OBP: 0.091, SLG: 0.091 Sean Bergman, R OBP: 0.250, SLG: 0.333 Danny Jackson, R OBP: 0.150, SLG: 0.105 Greg Vaughn, R OBP: 0.318, SLG: 0.402 Will Cunnane, R OBP: 0.167, SLG: 0.545 Jim Bruske, R OBP: 0.167, SLG: 0.333 Mark Sweeney, L OBP: 0.340, SLG: 0.337 (1, 1) (6, 1) (6, 1) (6, PH) (7, 1) (7, 1) (9, PH)			1-1 F9 ①		2-3 K ②	3-2 G6-3 ③		3-2 HR	

Inning Stats	R: 2	H: 1	E: 0	K: 1	S: 12	LOB: 0	BB: 1	P: 24	R: 0	H: 0	E: 0	K: 2	S: 11	LOB: 0	BB: 0	P: 15	R: 0	H: 1	E: 0	K: 0	S: 11	LOB: 2	BB: 1	P: 22	R: 0	H: 0	E: 0	K: 1	S: 7	LOB: 0	BB: 0	P: 12	R: 1	H: 2	E: 0	K: 1	S: 13	LOB: 3	BB: 2	P: 27	R: 0	H: 1	E: 0	K: 0	S: 10	LOB: 1	BB: 0	P: 19	R: 0	H: 0	E: 0	K: 0	S: 8	LOB: 0	BB: 0	P: 14	R: 0	H: 0	E: 0	K: 1	S: 7	LOB: 0	BB: 0	P: 10	R: 1	H: 1	E: 0	K: 0	S: 15	LOB: 0	BB: 0	P: 25	1B: 4	2B: 0	3B: 0	HR: 2	SF: 0	SAC: 0	DP: 0	HBP: 0	WP: 1	PA: 37
--------------	------	------	------	------	-------	--------	-------	-------	------	------	------	------	-------	--------	-------	-------	------	------	------	------	-------	--------	-------	-------	------	------	------	------	------	--------	-------	-------	------	------	------	------	-------	--------	-------	-------	------	------	------	------	-------	--------	-------	-------	------	------	------	------	------	--------	-------	-------	------	------	------	------	------	--------	-------	-------	------	------	------	------	-------	--------	-------	-------	-------	-------	-------	-------	-------	--------	-------	--------	-------	--------

PITCHER	IP	WLS	BF	H	R	ER	SO	BB	IBB	HBP	BLK	WP	HR	S	P	ERA	WHIP
Mark Leiter, R ERA: 6.43 (1, 1)	5.0		23	4	3	3	5	4	0	0	1	1	1	54	100	5.40	1.600
Wayne Gomes, R ERA: 4.44 (6, 1)	1.0		4	1	0	0	0	0	0	0	0	0	0	10	19	0.00	1.000
Billy Brewer, L ERA: 5.4 (7, 1)	2.0		6	0	0	0	1	0	0	0	0	0	0	15	24	0.00	0.000
Ricky Bottalico, R ERA: 3.65 (9, 1)	1.0		4	1	1	1	0	0	0	0	0	0	1	15	25	9.00	1.000

Batter	1	2	3	4	5	6	7	8	9	AB	R	H	RBI	BB	SO	LOB
Rickey Henderson, R OBP: 0.421, SLG: 0.369 (1, 7)	4-0 HR BB		3-3 K		2-2 FC4-6 WP S 1-2f		2-2 G3-1 1-2	1-3 K		4	1	0	0	1	2	4
Quilvio Veras, S OBP: 0.366, SLG: 0.367 (1, 4)	0-3 K		2-3 K		4-1 WP 1-2 BB		1-2 2B 2-H 1B	4-2 DI HR BB		3	1	1	1	2	2	1
Tony Gwynn, L OBP: 0.428, SLG: 0.590 (1, 9)	2-0 1-H HR		1-0 G4-3		4-1 1-2 2-3 BB		2-2 SAFE 1-3 2B	2-3 K		4	1	2	2	1	1	1
Ken Caminiti, S OBP: 0.359, SLG: 0.419 (1, 5)	2-3 K			0-0 F8	3-0 G4-3		4-0 BB	1-0 F9		4	0	0	0	1	1	4
Steve Finley, L OBP: 0.327, SLG: 0.515 (1, 8)	2-1 1B			3-1 1B 1B		2-0 G6-3	2-0 P2	1-2 HR		5	1	3	2	0	0	3
Wally Joyner, L OBP: 0.406, SLG: 0.497 (1, 3)	0-1 F8			2-0 1B G6-4-3 1-3 1B		1-3 K		0-2 1B 2B	0-0 G6-3	5	0	2	0	0	1	1
Chris Gomez, R OBP: 0.330, SLG: 0.343 (1, 6)		1-3 K		1-0 G6-4-3 1-2f		1-2 G5-3		0-0 1B		3	0	0	0	0	1	2
Doug Bochtler, R (7, 1)										0	0	0	0	0	0	0
Mark Sweeney, L OBP: 0.346, SLG: 0.344 (8, PH)										1	0	1	0	0	0	0
Sean Bergman, R OBP: 0.250, SLG: 0.333 (9, 1)										0	0	0	0	0	0	0
John Flaherty, R OBP: 0.292, SLG: 0.353 (1, 2)		4-1 CS BB			0-0 F9		1-3 K	2-3 K		2	0	0	0	1	1	0
Mandy Romero, S OBP: 0.381, SLG: 0.650 (8, PH) (9, 2)										1	0	0	0	0	1	2
Andy Ashby, R OBP: 0.098, SLG: 0.051 (1, 1)		0-3 K			4-2 FC4-6 BB		0-0 E5 G3-1 1B	3-3 K		1	0	0	0	1	1	1
Will Cunnane, R OBP: 0.417, SLG: 0.545 (7, 1)										0	0	0	0	0	0	0
Danny Jackson, R OBP: 0.150, SLG: 0.105 (7, 1)										0	0	0	0	0	0	0
Craig Shipley, R OBP: 0.358, SLG: 0.620 (7, 6)										2	1	0	0	0	1	2

Inning Stats	R: 2	H: 2	E: 0	K: 2	S: 13	LOB: 1	BB: 1	P: 23	R: 0	H: 0	E: 0	K: 2	S: 7	LOB: 0	BB: 1	P: 12	R: 0	H: 0	E: 0	K: 2	S: 7	LOB: 0	BB: 0	P: 13	R: 0	H: 2	E: 0	K: 0	S: 5	LOB: 1	BB: 0	P: 11	R: 0	H: 0	E: 0	K: 1	S: 7	LOB: 0	BB: 0	P: 11	R: 1	H: 2	E: 1	K: 1	S: 17	LOB: 3	BB: 1	P: 29	R: 0	H: 2	E: 0	K: 3	S: 15	LOB: 2	BB: 0	P: 21	R: 2	H: 1	E: 0	K: 1	S: 12	LOB: 0	BB: 1	P: 20	1B: 5	2B: 2	3B: 0	HR: 2	SF: 0	SAC: 0	DP: 1	HBP: 0	WP: 1	PB: 0	SB: 1	CS: 1	PA: 42
--------------	------	------	------	------	-------	--------	-------	-------	------	------	------	------	------	--------	-------	-------	------	------	------	------	------	--------	-------	-------	------	------	------	------	------	--------	-------	-------	------	------	------	------	------	--------	-------	-------	------	------	------	------	-------	--------	-------	-------	------	------	------	------	-------	--------	-------	-------	------	------	------	------	-------	--------	-------	-------	-------	-------	-------	-------	-------	--------	-------	--------	-------	-------	-------	-------	--------

PITCHER	IP	WLS	BF	H	R	ER	SO	BB	IBB	HBP	BLK	WP	HR	S	P	ERA	WHIP
Tyler Green, R ERA: 7.13 (1, 1)	6.0	W	25	4	2	2	7	5	0	0	0	1	1	49	97	3.00	1.500
Jerry Spradlin, R ERA: 5.5 (7, 1)	0.2		6	2	1	0	1	1	0	0	0	0	0	16	26	0.00	4.500
Billy Brewer, L ERA: 5.29 (7, 1)	0.1		1	0	0	0	0	0	0	0	0	0	0	1	3	0.00	0.000
Ricky Bottalico, R ERA: 3.88 (8, 1)	2.0	S	10	3	2	2	4	1	0	0	0	0	1	27	41	9.00	2.000

BOTTOM

Philadelphia Phillies @ San Diego Padres
Qualcomm Stadium, San Diego, CA

AB	35
R	5
H	9
RBI	5
BB	7
SO	12
LOB	21



PITCHER	IP	WLS	BF	H	R	ER	SO	BB	IBB	HBP	BLK	WP	HR	S	P	ERA	WHIP
Tyler Green, R ERA: 7.13 (1, 1)	6.0	W	25	4	2	2	7	5	0	0	0	1	1	49	97	3.00	1.500
Jerry Spradlin, R ERA: 5.5 (7, 1)	0.2		6	2	1	0	1	1	0	0	0	0	0	16	26	0.00	4.500
Billy Brewer, L ERA: 5.29 (7, 1)	0.1		1	0	0	0	0	0	0	0	0	0	0	1	3	0.00	0.000
Ricky Bottalico, R ERA: 3.88 (8, 1)	2.0	S	10	3	2	2	4	1	0	0	0	0	1	27	41	9.00	2.000

Tue Jul 29 1997, 10:05 PM EDT
Att: 21,710 - Unknown - 71 F

livebaseballscores.com

Batter	1	2	3	4	5	6	7	8	9	AB R H RBI BB SO LOB	TOP
Rickey Henderson, R OBP: 0.420, SLG: 0.369 Chris Jones, R OBP: 0.359, SLG: 0.485	1-3 K			2-0 2B 1B		2-2 F9		1-2 L8		3 1 1 0 0 1 0 1 0 0 0 0 0 0	San Diego Padres @ Montreal Expos Olympic Stadium, Montreal, QB Thu Jul 31 1997, 7:05 PM EDT Att. 24,788 - Dome - 75 F
Quilvio Veras, S OBP: 0.370, SLG: 0.371	0-1 G4-6-3 1B			1-0 L8		1-0 WP 1B		2-2 G4-3 1B		4 1 3 0 0 0 1	
Tony Gwynn, L OBP: 0.428, SLG: 0.592 Mark Sweeney, L OBP: 0.349, SLG: 0.347	1-0 G4-6-3 1-2f			1-2 G4-3 2B		1-0 1B		3-1 G4-3		2 0 1 1 0 0 1 2 0 1 1 0 0 1	
Ken Caminiti, S OBP: 0.357, SLG: 0.416 Archi Cianfrocco, R OBP: 0.314, SLG: 0.350				1-2 G4-3		2-3 K		0-0 G6-3		2 0 0 0 0 0 1 2 0 0 0 0 1 2	
Steve Finley, L OBP: 0.324, SLG: 0.510				2-3 K		0-0 L9		2-1 F7		4 0 0 0 0 1 2	
Wally Joyner, L OBP: 0.408, SLG: 0.498 Tim Worrell, R OBP: 0.294, SLG: 0.200 Trevor Hoffman, R OBP: 0.500, SLG: 0.500 John Fiehrty, R OBP: 0.291, SLG: 0.352				3-3 K		0-0 G1-6-3 1B		0-1 G3-1 1B		3 0 2 0 0 1 0 0 0 0 0 0 0 0 0 0 0 0 0 0 0 1 0 0 0 0 0 0	
Mandy Romero, S OBP: 0.320, SLG: 0.542				2-3 K		3-2 G1-6-3 1-2f		0-3 K		4 0 0 0 0 2 2	
Chris Gomez, R OBP: 0.330, SLG: 0.343				3-3 K		0-0 S 1B		0-1 G3-1		3 0 1 0 0 1 1	
Sterling Hitchcock, L OBP: 0.143, SLG: 0.091 Greg Vaughn, R OBP: 0.316, SLG: 0.400 Sean Bergman, R OBP: 0.250, SLG: 0.333 Craig Shipley, R OBP: 0.352, SLG: 0.608				2-3 K		3-2 F9		1-0 G5-3		1 0 0 0 0 1 0 1 0 0 0 0 0 1 0 0 0 0 0 0 0 1 0 0 0 0 0 1	
Inning Stats	R: 0 H: 1 E: 0 LOB: 0 K: 1 BB: 0 S: 6 P: 8	R: 0 H: 0 E: 0 LOB: 0 K: 2 BB: 0 S: 9 P: 15	R: 0 H: 0 E: 0 LOB: 0 K: 3 BB: 0 S: 15 P: 22	R: 1 H: 2 E: 0 LOB: 1 K: 0 BB: 0 S: 10 P: 17	R: 0 H: 2 E: 0 LOB: 1 K: 0 BB: 0 S: 8 P: 14	R: 1 H: 2 E: 0 LOB: 1 K: 1 BB: 0 S: 9 P: 15	R: 0 H: 1 E: 0 LOB: 1 K: 1 BB: 0 S: 8 P: 9	R: 0 H: 1 E: 0 LOB: 1 K: 0 BB: 0 S: 12 P: 18	R: 0 H: 0 E: 0 LOB: 0 K: 0 BB: 0 S: 4 P: 7	1B: 8 SF: 0 2B: 1 SAC: 0 3B: 0 DP: 2 HR: 0 HBP: 0	
PITCHER	IP WLS BF H R ER SO BB IBB HBP BLK WP HR S P ERA WHIP										
Dustin Hermanson, R ERA: 4.01 Marc Valdes, R ERA: 3.48	(1, 1) 6.0 W 23 7 2 2 7 0 0 0 0 1 0 57 91 3.00 1.167										
	(7, 1) 3.0 S 11 2 0 0 1 0 0 0 0 0 0 24 34 0.00 0.667										

AB	34
R	2
H	9
RBI	2
BB	0
SO	8
LOB	13



San Diego Padres @ Montreal Expos
 Olympic Stadium, Montreal, QB

Fri Aug 01 1997, 7:05 PM EDT
 Att. 14,929 - Dome - 75 F

AB	39
R	8
H	16
RBI	8
BB	4
SO	7
LOB	17



WP:	0	PA:	44
PB:	1		
SB:	4		
CS:	0		

AB R H RBI BB SO LOB

4	1	2	2	1	0	0
4	0	1	0	1	0	2
4	1	1	1	0	1	2
5	1	3	0	0	0	1
4	2	1	0	1	1	3
5	1	3	3	0	0	2
5	1	4	2	0	0	0
4	1	0	0	1	3	5
4	0	1	0	0	2	2

Batter	1	2	3	4	5	6	7	8	9
Rickey Henderson, R OBP: 0.423, SLG: 0.375 (1, 7)	2-1 P3	3-2 1B 1-2 2-H 3-H		2-0 G4-3 SF9 2B		4-2 S S BB		1-2 F9	
Quitvio Veras, S OBP: 0.370, SLG: 0.370 (1, 4)	1-1 G6-3	1-0 1B 1-3 2-3		3-1 G4-3		3-2 F7		4-1 BB	
Tony Gwynn, L OBP: 0.426, SLG: 0.591 (1, 9)	2-2 G5-3		0-0 S 1B 2B	0-0 SF9		3-2 G5-3		1-3 K	
Ken Caminiti, S OBP: 0.360, SLG: 0.419 (1, 5)		2-0 G6-3 1B	0-0 F7	1-1 F8		0-1 G4-3 2B 1B		1-1 1B 1B	
Steve Finley, L OBP: 0.325, SLG: 0.507 (1, 8)		1-2 G6-3 1-2f	4-1 S 1B BB		3-2 G6-3 PB G6-3 1B		0-0 G4-3	1-3 K	
Wally Joyner, L OBP: 0.411, SLG: 0.503 (1, 3)		2-2 2B 1B	1-1 1B 1-H 2-H		3-2 G6-3		2-2 1B 2B	1-1 F8	
Chris Gomez, R OBP: 0.336, SLG: 0.352 (1, 6)		2-2 1B 1B 1-H	0-2 1B 2B 1-3		2-2 G6-3		3-2 1B	2-2 1B	
John Flaherty, R OBP: 0.289, SLG: 0.348 (1, 2)		4-0 1B 1B IBB	2-3 K		0-2 G6-3		2-3 K	2-3 K	
Joey Hamilton, R OBP: 0.179, SLG: 0.316 (1, 1)		0-1 1B 1B 1-2 2-3	0-3 K2-3			1-0 F8		2-3 K	

Inning Stats	R: 0	H: 0	E: 0	K: 0	S: 7	P: 12	R: 3	H: 6	E: 0	K: 0	S: 16	P: 31	R: 2	H: 3	E: 0	K: 2	S: 14	P: 21	R: 1	H: 1	E: 0	K: 0	S: 6	P: 12	R: 1	H: 1	E: 0	K: 0	S: 13	P: 21	R: 0	H: 0	E: 0	K: 0	S: 10	P: 21	R: 1	H: 3	E: 0	K: 1	S: 15	P: 22	R: 0	H: 0	E: 0	K: 2	S: 14	P: 22	R: 0	H: 2	E: 0	K: 2	S: 13	P: 20	1B: 12	SF: 1	2B: 4	SAC: 0	3B: 0	DP: 1	HR: 0	HBP: 0	WP: 0	PA: 44
--------------	------	------	------	------	------	-------	------	------	------	------	-------	-------	------	------	------	------	-------	-------	------	------	------	------	------	-------	------	------	------	------	-------	-------	------	------	------	------	-------	-------	------	------	------	------	-------	-------	------	------	------	------	-------	-------	------	------	------	------	-------	-------	--------	-------	-------	--------	-------	-------	-------	--------	-------	--------

PITCHER	IP	WLS	BF	H	R	ER	SO	BB	IBB	HBP	BLK	WP	HR	S	P	ERA	WHIP
Jim Bullinger, R ERA: 5.84 (1, 1)	2.1	L	15	8	5	5	0	1	1	0	0	0	0	28	53	19.29	3.857
Steve Falteisek, R ERA: 3.38 (3, 1)	3.1		14	3	2	1	2	1	0	0	0	0	0	35	59	2.70	1.200
Rick DeHart, L ERA: 7.36 (6, 1)	2.1		10	3	1	1	3	1	0	0	0	0	0	32	50	3.86	1.714
Ugueth Urbina, R ERA: 4.43 (9, 1)	1.0		5	2	0	0	2	0	0	0	0	0	0	13	20	0.00	2.000

PITCHER	IP	WLS	BF	H	R	ER	SO	BB	IBB	HBP	BLK	WP	HR	S	P	ERA	WHIP
---------	----	-----	----	---	---	----	----	----	-----	-----	-----	----	----	---	---	-----	------

Batter	1	2	3	4	5	6	7	8	9	AB R H RBI BB SO LOB
--------	---	---	---	---	---	---	---	---	---	----------------------

F.P. Santangelo, S <small>(1, 9) OBP: 0.407, SLG: 0.411</small>	4-2 FC3-6 1B BB		2-0 G6-3			1-1 F7			1-1 F8	3 0 0 0 1 0 0
Jose Vidro, S <small>(1, 4) OBP: 0.255, SLG: 0.318</small>	1-2 FC3-6 1B			0-0 G4-3		3-1 G4-3			1-0 F8	4 0 1 0 0 0 0
Rondell White, R <small>(1, 8) OBP: 0.316, SLG: 0.475</small>	0-1 FC3-6 G6-4-3 1-2f 2-3			3-2 F8		1-1 G4-3			0-0 F8 1B	4 0 1 0 0 0 2
David Segui, S <small>(1, 3) OBP: 0.381, SLG: 0.479</small> Ryan McGuire, L <small>(8, 3) OBP: 0.339, SLG: 0.433</small>	2-0 G6-4-3 1-2f			1-0 F7			0-0 G4-3		0-0 G5-3	3 0 0 0 0 0 2 1 0 0 0 0 0 1
Henry Rodriguez, L <small>(1, 7) OBP: 0.303, SLG: 0.499</small>		0-0 G6-3			2-1 G3-1			0-0 F8		3 0 0 0 0 0 0
Mark Grudzielanek, R <small>(1, 6) OBP: 0.321, SLG: 0.391</small>		2-2 G6-3			0-0 HR 2B			0-1 G4-3		3 1 1 0 0 0 0
Doug Strange, S <small>(1, 5) OBP: 0.331, SLG: 0.421</small>		0-0 G3			1-1 HR 2-H			0-0 G4-3		3 1 1 2 0 0 0
Chris Widger, R <small>(1, 2) OBP: 0.292, SLG: 0.442</small>			1-2 G6-3		0-1 F9			0-0 F8		3 0 0 0 0 0 0
Jim Bullinger, R <small>(1, 1) OBP: 0.211, SLG: 0.289</small> Steve Falteisek, R <small>(3, 1)</small> Rick DeHart, L <small>(6, 1)</small> Joe Orsulak, L <small>(8, PH) OBP: 0.313, SLG: 0.339</small> Ugueth Urbina, R <small>(9, 1)</small>			0-3 K		0-3 K			1-2 L3		0 0 0 0 0 0 0 2 0 0 0 0 2 0 0 0 0 0 0 0 0 1 0 0 0 0 0 0 0 0 0 0 0 0 0

Inning Stats	R: 0 H: 1 E: 0 K: 8	H: 1 LOB: 1 BB: 1 P: 15	R: 0 H: 0 E: 0 K: 5	H: 0 LOB: 0 BB: 0 P: 7	R: 0 H: 0 E: 0 K: 7	H: 0 LOB: 0 BB: 0 P: 10	R: 0 H: 0 E: 0 K: 5	H: 0 LOB: 0 BB: 0 P: 9	R: 2 H: 2 E: 0 K: 10	H: 2 LOB: 0 BB: 0 P: 13	R: 0 H: 0 E: 0 K: 6	H: 0 LOB: 0 BB: 0 P: 11	R: 0 H: 0 E: 0 K: 5	H: 0 LOB: 0 BB: 0 P: 4	R: 0 H: 0 E: 0 K: 5	H: 0 LOB: 0 BB: 0 P: 6	R: 0 H: 1 E: 0 K: 5	H: 1 LOB: 1 BB: 0 P: 7	1B: 2 SF: 0 2B: 1 SAC: 0 3B: 0 DP: 1 HR: 1 HBP: 0
--------------	---------------------	-------------------------	---------------------	------------------------	---------------------	-------------------------	---------------------	------------------------	----------------------	-------------------------	---------------------	-------------------------	---------------------	------------------------	---------------------	------------------------	---------------------	------------------------	--

PITCHER Joey Hamilton, R <small>(1, 1) ERA: 3.97</small>	IP 9.0 WLS W BF 31 H 4 R 2 ER 2 SO 2 BB 1 IBB 0 HBP 0 BLK 0 WP 0 HR 1 S 55 P 82 ERA 2.00 WHIP 0.556	PITCHER <small>IP WLS BF H R ER SO BB IBB HBP BLK WP HR S P ERA WHIP</small>
--	---	--

BOTTOM

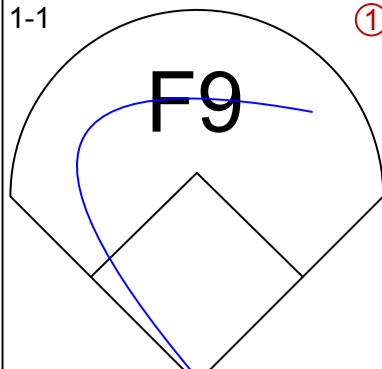
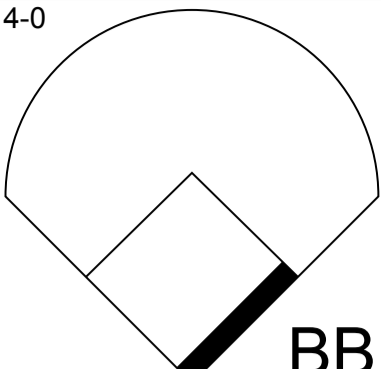
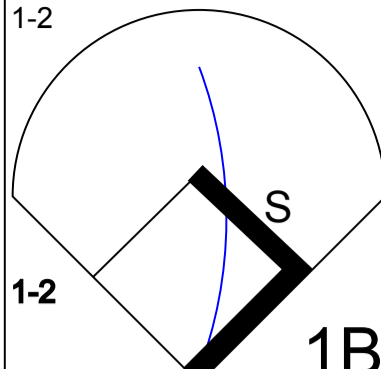
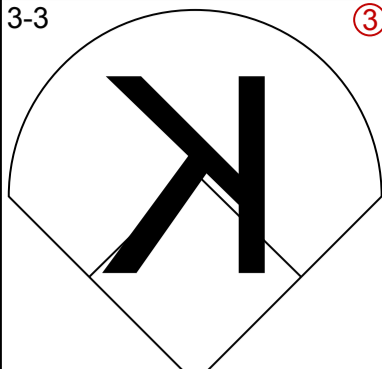
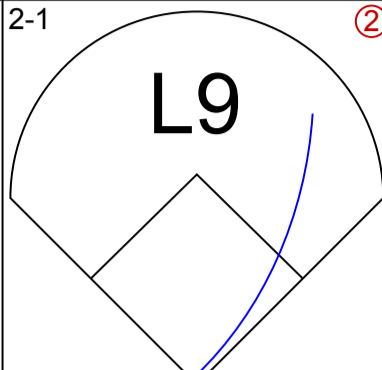
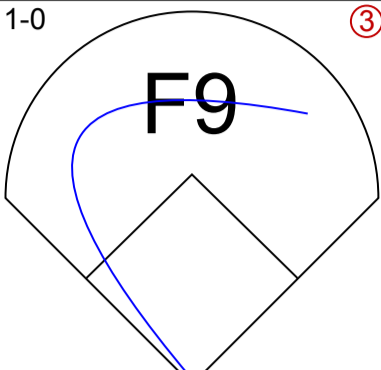
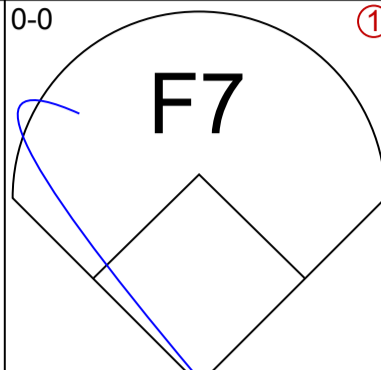
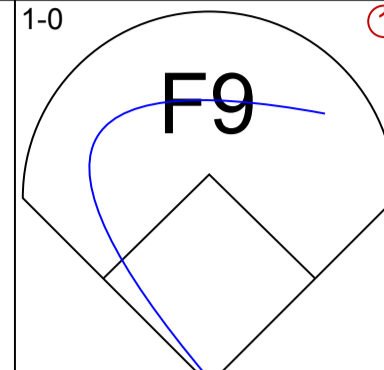
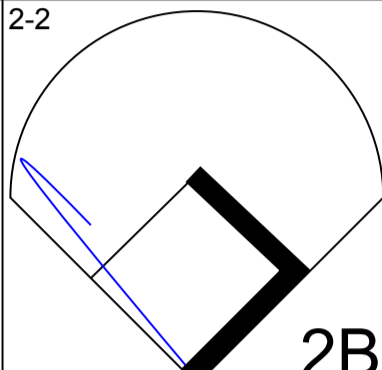
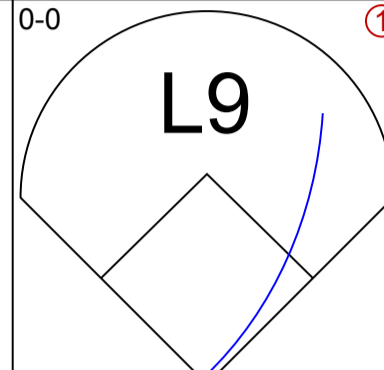
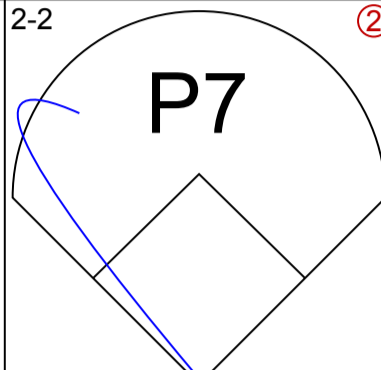
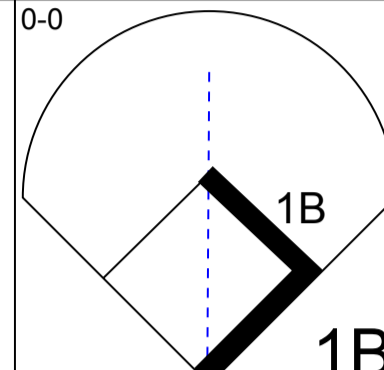
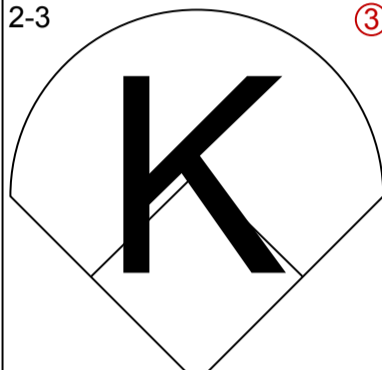
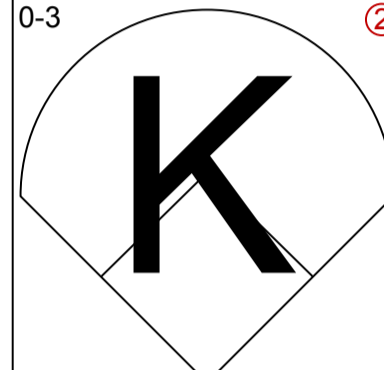
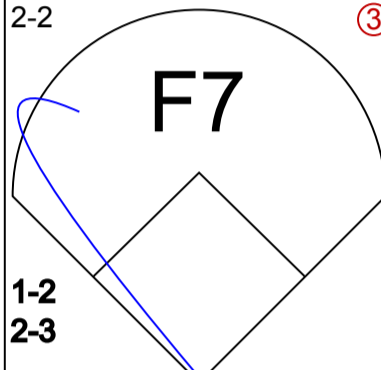
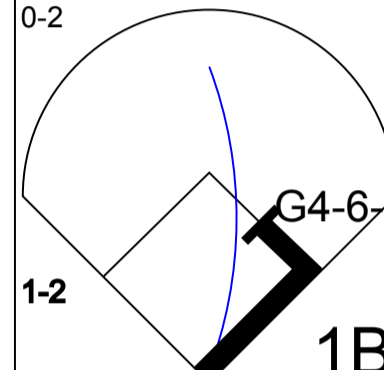
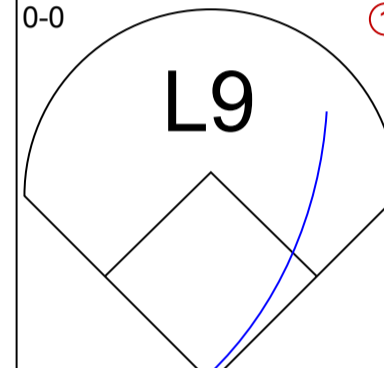
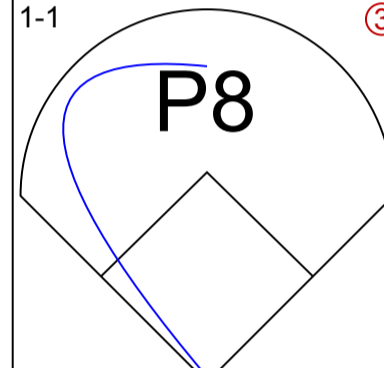
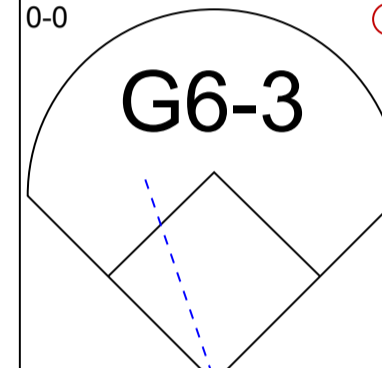
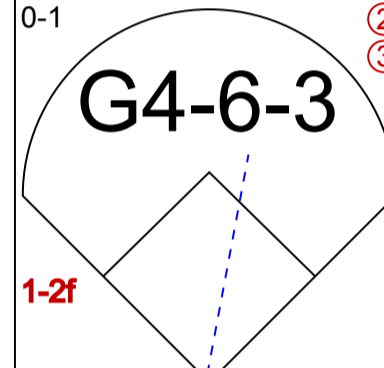
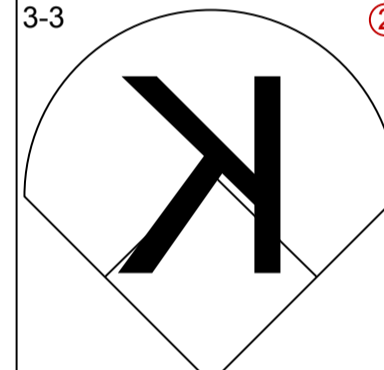
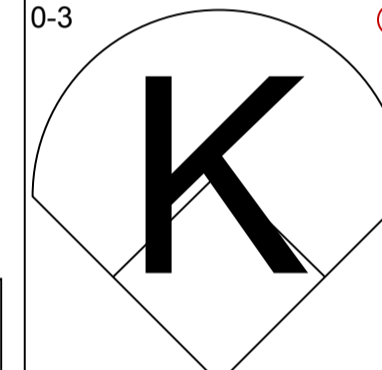
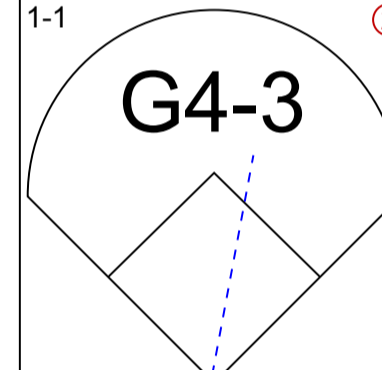
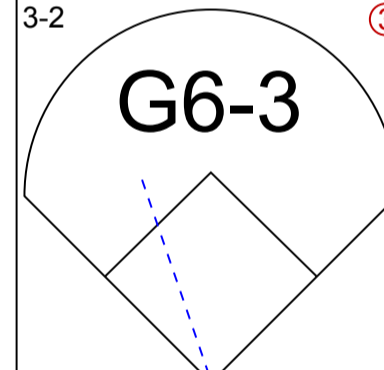
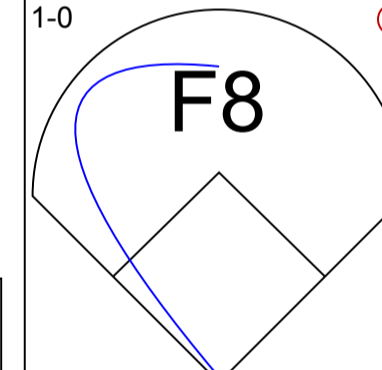
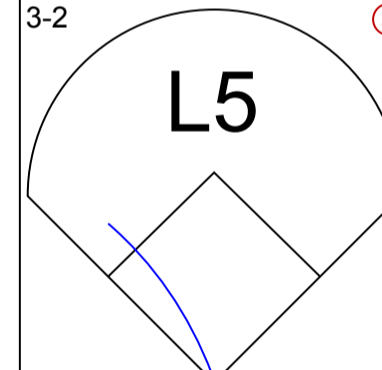
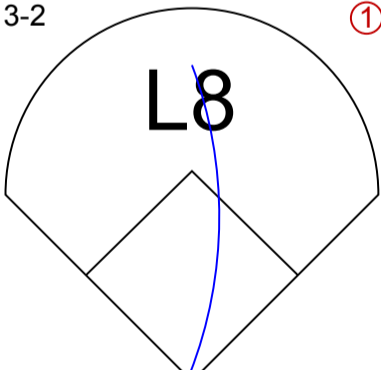
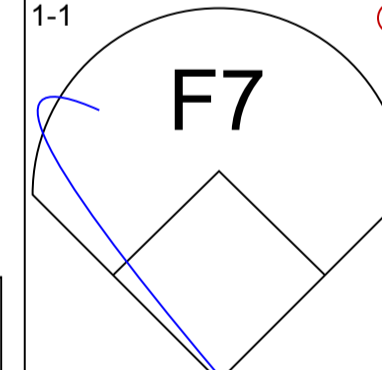
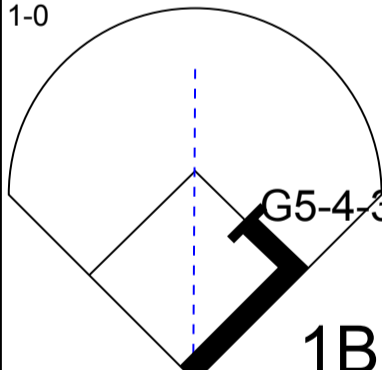
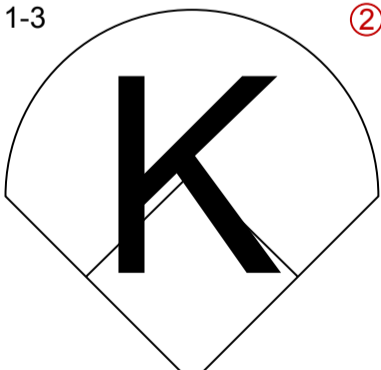
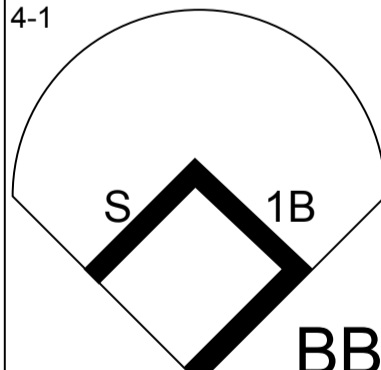
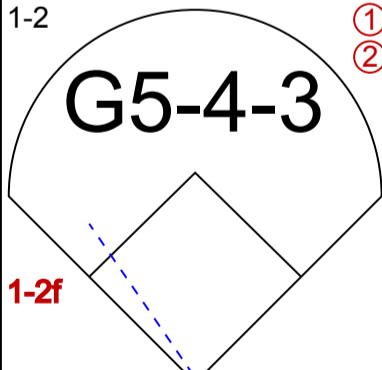

San Diego Padres @ Montreal Expos
 Olympic Stadium, Montreal, QB
 Fri Aug 01 1997, 7:05 PM EDT
 Att. 14,929 - Dome - 75 F

livebaseballscorecards.com

AB	30
R	2
H	4
RBI	2
BB	1
SO	2
LOB	5



WP: 0	PA: 31
PB: 0	SB: 0
CS: 0	

Batter	1	2	3	4	5	6	7	8	9	AB R H RBI BB SO LOB	TOP
Rickey Henderson, R (1, 7) OBP: 0.425, SLG: 0.376 Danny Jackson, R (6, 1) OBP: 0.150, SLG: 0.105 Doug Bochtler, R (7, 1) Chris Jones, R (8, PH) OBP: 0.356, SLG: 0.480 Jim Bruske, R (8, 1) OBP: 0.167, SLG: 0.333	1-1 		4-0 			1-2 		3-3 		2 0 1 0 1 0 0 0 0 0 0 0 0 0 0 0 0 0 0 0 0 1 0 0 0 0 1 0 0 0 0 0 0 0 0	San Diego Padres @ Montreal Expos Olympic Stadium, Montreal, QB Sat Aug 02 1997, 7:05 PM EDT Att. 19,342 - Dome livebaseballscorecards.com AB 30 R 0 H 5 RBI 0 BB 2 SO 6 LOB 11
Quilvio Veras, S (1, 4) OBP: 0.367, SLG: 0.366	2-1 		1-0 			0-0 		1-0 	4 0 0 0 0 0 3		
Tony Gwynn, L (1, 9) OBP: 0.426, SLG: 0.593	2-2 			0-0 		2-2 		0-0 	4 0 2 0 0 0 2		
Ken Caminiti, S (1, 5) OBP: 0.359, SLG: 0.417	2-3 			0-3 		2-2 		0-2 	4 0 1 0 0 2 3		
Steve Finley, L (1, 8) OBP: 0.322, SLG: 0.501		0-0 		1-1 			0-0 	0-1 	4 0 0 0 0 0 2		
Craig Shipley, R (1, 3) OBP: 0.333, SLG: 0.574		3-3 		0-3 		1-1 			3 0 0 0 0 2 0		
Chris Gomez, R (1, 6) OBP: 0.333, SLG: 0.349		3-2 		1-0 		3-2 			3 0 0 0 0 0 0		
John Flaherty, R (1, 2) OBP: 0.290, SLG: 0.348			3-2 		1-1 			1-0 	3 0 1 0 0 0 0		
Pete Smith, R (1, 1) OBP: 0.083, SLG: 0.083 Will Cunnane, R (5, 1) OBP: 0.417, SLG: 0.545 Greg Vaughn, R (6, PH) OBP: 0.318, SLG: 0.398 (6, 7)			1-3 		4-1 		1-2 	1-2f 	1 0 0 0 0 1 0 0 0 0 0 0 0 0 1 0 0 0 1 0 1		
Inning Stats	R: 0 H: 1 E: 0 LOB: 1 K: 1 BB: 0 S: 12 P: 19	R: 0 H: 0 E: 0 LOB: 0 K: 1 BB: 0 S: 9 P: 15	R: 0 H: 0 E: 0 LOB: 1 K: 1 BB: 1 S: 7 P: 16	R: 0 H: 0 E: 0 LOB: 0 K: 1 BB: 0 S: 6 P: 7	R: 0 H: 0 E: 0 LOB: 0 K: 1 BB: 0 S: 6 P: 8	R: 0 H: 1 E: 0 LOB: 2 K: 0 BB: 1 S: 12 P: 21	R: 0 H: 0 E: 0 LOB: 0 K: 0 BB: 0 S: 7 P: 11	R: 0 H: 1 E: 0 LOB: 0 K: 1 BB: 0 S: 7 P: 12	R: 0 H: 2 E: 0 LOB: 1 K: 0 BB: 0 S: 7 P: 8	1B: 4 SF: 0 2B: 1 SAC: 0 3B: 0 DP: 2 HR: 0 HBP: 0	WP: 0 PA: 32 PB: 0 SB: 2 CS: 0
PITCHER Carlos Perez, L (1, 1) ERA: 3.68	IP WLS BF H R ER SO BB IBB HBP BLK WP HR S P ERA WHIP 9.0 W 32 5 0 0 6 2 0 0 0 0 0 0 73 117 0.00 0.778										

Batter	1	2	3	4	5	6	7	8	9
Andy Stankiewicz, R (1, 4) OBP: 0.288, SLG: 0.348	1-1 F7		2-2 G5-3		1-0 HR 1B		1-1 P4		
Vladimir Guerrero, R (1, 9) F.P. Santangelo, S (8, 9) OBP: 0.376, SLG: 0.500 OBP: 0.407, SLG: 0.411	1-2 G5-3		0-0 G5-3		0-2 L4		0-2 G4-3		
Rondell White, R (1, 8) OBP: 0.321, SLG: 0.486	0-3 K			0-0 1B G5-3 1B	0-1 HR		2-2 BB 1B		
David Segui, S (1, 3) Ryan McGuire, L (7, PR) (8, 3) OBP: 0.396, SLG: 0.491 OBP: 0.339, SLG: 0.433		2-2 G6-3		0-0 1B G5-3 E 1B	1-2 HR		4-2 1B BB		
Darrin Fletcher, L (1, 2) OBP: 0.318, SLG: 0.505		0-0 G4-3		1-3 K	0-0 G6-3		0-1 1B		
Mark Grudzielanek, R (1, 6) OBP: 0.320, SLG: 0.392		2-1 2B		0-0 G5-3	2-2 P3		0-0 P3		
Henry Rodriguez, L (1, 7) OBP: 0.303, SLG: 0.495		4-0 BB		0-2 E3		1-2 G4-3		1-1 F8	
Doug Strange, S (1, 5) OBP: 0.326, SLG: 0.416		1-0 G1-3		4-0 IBB		0-0 G4-3		1-3 K	
Carlos Perez, L (1, 1) OBP: 0.208, SLG: 0.275			0-1 G4-3	0-1 G4-3		0-0 G1-3		1-3 K	

Inning Stats	R: 0	H: 0	E: 0	K: 1	S: 8	R: 0	H: 1	E: 0	K: 0	S: 9	R: 0	H: 0	E: 0	K: 0	S: 7	R: 2	H: 2	E: 1	K: 1	S: 11	R: 3	H: 3	E: 0	K: 0	S: 19	R: 0	H: 0	E: 0	K: 0	S: 5	R: 1	H: 2	E: 0	K: 0	S: 14	R: 0	H: 0	E: 0	K: 2	S: 9
	LOB: 0	BB: 0	P: 10	LOB: 2	BB: 1	P: 18	LOB: 0	BB: 0	P: 9	LOB: 2	BB: 1	P: 16	LOB: 0	BB: 0	P: 23	LOB: 2	BB: 0	P: 6	LOB: 0	BB: 0	P: 12	LOB: 0	BB: 0	P: 2	LOB: 2	BB: 1	P: 21	LOB: 0	BB: 0	P: 1	LOB: 0	BB: 0	P: 1	LOB: 0	BB: 0	P: 1	LOB: 0	BB: 0	P: 1	

AB	R	H	RBI	BB	SO	LOB
4	1	1	0	0	0	0
4	0	0	0	0	0	1
0	0	0	0	0	0	0
4	3	3	2	0	1	0
3	2	2	1	1	0	0
0	0	0	0	0	0	0
4	0	1	1	0	1	2
4	0	1	1	0	0	3
3	0	0	0	1	0	0
3	0	0	0	1	1	2
4	0	0	0	0	1	2

WP	HR	S	P	ERA	WHIP
0	0	0	0	8.31	1.615
0	0	7	9	0.00	0.000
0	0	5	6	0.00	0.000
0	0	14	21	9.00	3.000
0	0	9	12	0.00	0.000


BOTTOM

San Diego Padres @ Montreal Expos
Olympic Stadium, Montreal, QB

Sat Aug 02 1997, 7:05 PM EDT
Att. 19,342 - Dome

livebaseballscorecards.com

AB	33
R	6
H	8
RBI	5
BB	3
SO	4
LOB	10



PITCHER	IP	WLS	BF	H	R	ER	SO	BB	IBB	HBP	BLK	WP	HR	S	P	ERA	WHIP
Pete Smith, R (1, 1) ERA: 5.37	4.1	L	22	6	5	4	2	1	1	0	0	0	2	47	67	8.31	1.615
Will Cunnane, R (5, 1) ERA: 5.35	0.2		2	0	0	0	0	0	0	0	0	0	0	7	9	0.00	0.000
Danny Jackson, L (6, 1) ERA: 7.53	1.0		3	0	0	0	0	0	0	0	0	0	0	5	6	0.00	0.000
Doug Bochtler, R (7, 1) ERA: 4.82	1.0		6	2	1	1	0	1	0	0	0	0	0	14	21	9.00	3.000
Jim Bruske, R (8, 1) ERA: 4.33	1.0		3	0	0	0	2	0	0	0	0	0	0	9	12	0.00	0.000

Batter	1	2	3	4	5	6	7	8	9	AB R H RBI BB SO LOB
Rickey Henderson, R OBP: 0.417, SLG: 0.365 (1, 8)	3-3 K	3-3 K2-3-2		1-1 G3-1			1-1 P4		1-1 F9	5 0 0 0 0 2 5
Quitvio Veras, S OBP: 0.360, SLG: 0.358 (1, 4)	1-3 K		0-3 K		3-3 K		1-2 F8			4 0 0 0 0 3 0
Tony Gwynn, L OBP: 0.426, SLG: 0.589 (1, 9)	1-1 1B		3-2 G4-3		1-0 G3-1		1-1 WP 1B			4 0 2 0 0 0 0
Ken Caminiti, S OBP: 0.359, SLG: 0.426 (1, 5)	0-0 L4		3-2 K		1-0 E 2B		3-2 G4-3			4 1 1 0 0 1 2
Greg Vaughn, R OBP: 0.321, SLG: 0.397 (1, 7)		2-3 K		4-1 1B 1B BB	0-1 E5 1B		1-2 K			3 1 1 0 1 2 0
Wally Joyner, L OBP: 0.407, SLG: 0.506 (1, 3)		1-2 HR		2-2 1B 1-2 1B	1-1 F8		0-0 F8			4 1 2 1 0 0 1
Chris Gomez, R OBP: 0.334, SLG: 0.346 (1, 6)		4-1 BB 1B BB		1-1 1-3 2-H 1B	1-3 K		1-3 K			3 0 1 1 1 2 0
John Flaherty, R OBP: 0.290, SLG: 0.348 (1, 2)		2-2 SAFE BB 1B		2-3 K	2-3 K		2-3 K			3 0 1 0 0 2 2
Steve Finley, L OBP: 0.318, SLG: 0.495 (9, PH)		1-2 1B		1-3 K	3-1 G4-3				1-0 F9	1 0 0 0 0 0 0
Sterling Hitchcock, L OBP: 0.167, SLG: 0.091 (1, 1)		4-0 K2-3-2 BB		1-3 K					1-3 K	0 0 0 0 0 1 0 0
Craig Shiple, R OBP: 0.328, SLG: 0.564 (4, PH)										1 0 0 0 0 0 1 2
Will Cunnane, R OBP: 0.417, SLG: 0.545 (4, 1)										0 0 0 0 0 0 0 0
Mark Sweeney, L OBP: 0.342, SLG: 0.340 (6, PH)										1 0 0 0 0 0 0 0
Jim Bruske, R OBP: 0.167, SLG: 0.333 (6, 1)										0 0 0 0 0 0 0 0
Doug Bochler, R OBP: 0.500, SLG: 0.500 (7, 1)										0 0 0 0 0 0 0 0
Trevor Hoffman, R OBP: 0.500, SLG: 0.500 (8, 1)										0 0 0 0 0 0 0 0
Mandy Romero, S OBP: 0.310, SLG: 0.500 (9, PH)										1 0 0 0 0 0 1 0


Inning Stats	R: 0	H: 1	E: 0	K: 2	S: 9	P: 14	R: 1	H: 2	E: 0	K: 2	S: 15	P: 31	R: 0	H: 0	E: 0	K: 2	S: 9	P: 15	R: 1	H: 2	E: 1	K: 1	S: 12	P: 18	R: 0	H: 0	E: 0	K: 2	S: 9	P: 15	R: 0	H: 1	E: 0	K: 0	S: 13	P: 19	R: 0	H: 0	E: 0	K: 2	S: 9	P: 11	R: 0	H: 0	E: 0	K: 1	S: 6	P: 9	1B: 6	SF: 0	2B: 2	SAC: 0	3B: 0	DP: 1	HR: 1	HBP: 0	WP: 1	PA: 37
--------------	------	------	------	------	------	-------	------	------	------	------	-------	-------	------	------	------	------	------	-------	------	------	------	------	-------	-------	------	------	------	------	------	-------	------	------	------	------	-------	-------	------	------	------	------	------	-------	------	------	------	------	------	------	-------	-------	-------	--------	-------	-------	-------	--------	-------	--------

PITCHER	IP	WLS	BF	H	R	ER	SO	BB	IBB	HBP	BLK	WP	HR	S	P	ERA	WHIP
Mike Remlinger, L ERA: 3.41 (1, 1)	5.0	W	24	7	3	2	9	3	0	0	0	0	1	60	104	3.60	2.000
Scott Sullivan, R ERA: 2.47 (6, 1)	3.0		10	1	0	0	4	0	0	0	0	1	0	31	45	0.00	0.333
Jeff Shaw, R ERA: 2.36 (9, 1)	1.0		3	0	0	0	1	0	0	0	0	0	0	6	9	0.00	0.000

San Diego Padres @ Cincinnati Reds
Cinergy Field, Cincinnati, OH

Tue Aug 05 1997, 7:05 PM EDT
Att. 17,797 - Unknown - 75 F

AB	34
R	3
H	8
RBI	2
BB	3
SO	14
LOB	12



Batter	1	2	3	4	5	6	7	8	9
Deion Sanders, L OBP: 0.337, SLG: 0.370 (1, 8)	2-1 S S 2B 1B		1-0 G6-3	1-3 K			1-1 F8	0-0 WP 1B	
Mike Kelly, R OBP: 0.320, SLG: 0.543 Jeff Shaw, R (9, 1)	2-1 G6-3 1-2		1-1 BB HR 1B		3-3 K		3-1 BB BB 1B	2-0 G1-3 1-2 2-3	
Barry Larkin, R OBP: 0.451, SLG: 0.495 (1, 6)	1-2 2-H HR 2B		1 SAFE 1 SAFE 4-2 HR BB		2-2 1B 1B		1 SAFE 1 SAFE 4-0 BB BB		
Eduardo Perez, R OBP: 0.333, SLG: 0.451 (1, 3)	1-0 2-H HR		0-1 P4		2-3 K		4-0 G5-4-3 BB		
Reggie Sanders, R OBP: 0.331, SLG: 0.557 (1, 9)	1-1 G4-6-3 1B		1-0 1-H 2-H HR		1-1 FC6-4 1B		2-2 G5-4-3 1-2f		
Willie Greene, L OBP: 0.366, SLG: 0.481 Pokey Reese, R OBP: 0.302, SLG: 0.289 (5, 5)	0-0 G4-6-3 1-2f		1-0 1B		2-1 FC6-4 1-2f			4-1 F9 S 1B BB	
Joe Oliver, R OBP: 0.327, SLG: 0.427 (1, 2)		2-3 K2-3	2-3 K			2-0 G6-3	1-1 F9 1-3		
Bret Boone, R OBP: 0.292, SLG: 0.329 (1, 4)		1-1 F8		1-3 K		2-0 F9	0-0 WP 1B 1B		
Mike Remlinger, L Scott Sullivan, R Curtis Goodwin, L OBP: 0.317, SLG: 0.307 (8, PH) (9, 7)		3-2 G6-3		2-3 K		0-3 K	1 SAFE 1-3 K		

Inning Stats	R: 3	H: 4	E: 0	LOB: 0	K: 0	P: 18	R: 0	H: 0	E: 0	LOB: 0	K: 1	P: 15	R: 3	H: 3	E: 0	LOB: 1	K: 1	P: 25	R: 0	H: 0	E: 0	LOB: 0	K: 3	P: 12	R: 0	H: 2	E: 0	LOB: 2	K: 2	P: 24	R: 0	H: 0	E: 0	LOB: 0	K: 1	P: 10	R: 0	H: 1	E: 0	LOB: 2	K: 0	P: 21	R: 1	H: 2	E: 0	LOB: 2	K: 1	P: 17
--------------	------	------	------	--------	------	-------	------	------	------	--------	------	-------	------	------	------	--------	------	-------	------	------	------	--------	------	-------	------	------	------	--------	------	-------	------	------	------	--------	------	-------	------	------	------	--------	------	-------	------	------	------	--------	------	-------

PITCHER	IP	WLS	BF	H	R	ER	SO	BB	IBB	HBP	BLK	WP	HR	S	P	ERA	WHIP
Sterling Hitchcock, L ERA: 4.84	(1, 1)	3.0	L	16	7	6	6	2	1	0	0	0	2	35	58	18.00	2.667
Will Cunnane, R ERA: 5.2	(4, 1)	2.0		8	2	0	5	0	0	0	0	0	0	26	40	0.00	1.000
Jim Bruske, R ERA: 3.94	(6, 1)	1.1		7	1	0	1	2	0	0	0	0	0	10	26	0.00	2.250
Doug Bochtler, R ERA: 4.91	(7, 1)	1.0		4	1	1	0	1	0	0	0	0	0	7	14	9.00	2.000
Trevor Hoffman, R ERA: 3.38	(8, 1)	0.2		3	1	0	1	0	0	0	0	1	0	5	8	0.00	1.500


BOTTOM

San Diego Padres @ Cincinnati Reds
Cinergy Field, Cincinnati, OH

Tue Aug 05 1997, 7:05 PM EDT
Att: 17,797 - Unknown - 75 F

AB	34
R	7
H	12
RBI	7
BB	4
SO	9
LOB	15

livebaseballscorecards.com



1B	2B	3B	HR	SF	SAC	DP	HBP	WP	PA
9	1	0	2	0	0	2	0	1	38

Batter	1	2	3	4	5	6	7	8	9	AB R H RBI BB SO LOB	TOP	
Rickey Henderson, R OBP: 0.416, SLG: 0.365 (1, 7)	3-2 FC3-6 1B		1-1 E 1B		3-2 F8			1-3 K	2-2 F9	5 0 2 0 0 1 2		
Quilvio Veras, S OBP: 0.361, SLG: 0.356 (1, 4)	2-2 FC3-6 WP G1-3 1-2f		2-3 1 SAFE 1 SAFE 1-3 K			4-2 BB		1-1 1B HBP		2 0 0 0 1 1 2		
Tony Gwynn, L OBP: 0.422, SLG: 0.579 (1, 9)	0-2 G1-3 1-2		1-0 P6			0-0 P6		0-1 F9		4 0 0 0 0 0 4		
Ken Caminiti, S OBP: 0.361, SLG: 0.434 (1, 5)	4-0 WP BB			0-3 K		0-1 P2		1-1 1B FC6-4		3 0 1 0 1 1 1		
Steve Finley, L OBP: 0.316, SLG: 0.495 (1, 8)	2-2 G3 1-2 2-3			2-2 P5		3-2 F9		0-1 FC6-4 1-2f		4 0 0 0 0 0 5		
Wally Joyner, L OBP: 0.406, SLG: 0.502 (1, 3)		2-2 F7		2-2 1B		1-1 F7		4-2 BB BB		3 0 1 0 1 0 0		
Mandy Romero, S OBP: 0.273, SLG: 0.438 (1, 2)		1-3 K		2-3 K		1-2 G6-3		1-1 F8		4 0 0 0 0 2 2		
Chris Gomez, R OBP: 0.332, SLG: 0.342 (1, 6)		2-0 F9			3-2 F9		4-2 WP BB	4-2 BB		2 0 0 0 1 0 0 0 0 0 0 1 0 0		
Archí Cianfrocco, R OBP: 0.317, SLG: 0.350 (8, 6)								1-2 BB				
Danny Jackson, R OBP: 0.143, SLG: 0.100 (1, 1)			1-2 F9		2-3 K		2-2 G4-3	1-3 K		1 0 0 0 0 0 0 1 0 0 0 0 1 0 0 0 0 0 0 0 0 1 0 0 0 0 0 1 0 0 0 0 0 0 0 1 0 0 0 0 1 2		
Greg Vaughn, R OBP: 0.318, SLG: 0.391 (5, PH)												
Sean Bergman, R OBP: 0.250, SLG: 0.333 (5, 1)												
Mark Sweeney, L OBP: 0.336, SLG: 0.333 (7, PH)												
Will Cunnane, R OBP: 0.417, SLG: 0.545 (7, 1)												
Chris Jones, R OBP: 0.353, SLG: 0.475 (8, PH)												
Inning Stats	R: 0 H: 1 E: 0 LOB: 2 K: 0 BB: 1 S: 16 P: 27	R: 0 H: 0 E: 0 LOB: 0 K: 1 BB: 0 S: 9 P: 14	R: 0 H: 1 E: 1 LOB: 1 K: 1 BB: 0 S: 13 P: 17	R: 0 H: 1 E: 0 LOB: 1 K: 2 BB: 0 S: 13 P: 19	R: 0 H: 0 E: 0 LOB: 0 K: 1 BB: 0 S: 9 P: 17	R: 0 H: 0 E: 0 LOB: 1 K: 0 BB: 1 S: 10 P: 17	R: 0 H: 0 E: 0 LOB: 1 K: 0 BB: 1 S: 12 P: 20	R: 0 H: 1 E: 0 LOB: 2 K: 1 BB: 0 S: 10 P: 13	R: 0 H: 0 E: 0 LOB: 2 K: 1 BB: 2 S: 15 P: 27	1B: 4 SF: 0 2B: 0 SAC: 0 3B: 0 DP: 0 HR: 0 HBP: 1	WP: 2 PA: 37 PB: 0 SB: 0 CS: 0	
PITCHER	IP WLS BF H R ER SO BB IBB HBP BLK WP HR S P ERA WHIP											
Brett Tomko, R ERA: 3.26 (1, 1)	7.0 W 27 3 0 0 5 3 0 0 0 2 0 82 131 0.00 0.857											
Scott Sullivan, R ERA: 2.39 (8, 1)	2.0 10 1 0 0 2 2 0 1 0 0 0 25 40 0.00 1.500											

San Diego Padres @ Cincinnati Reds
Cinergy Field, Cincinnati, OH
Thu Aug 07 1997, 7:05 PM EDT
Att. 17,458 - Unknown - 81 F

livebaseballscorecards.com

AB	31
R	0
H	4
RBI	0
BB	5
SO	7
LOB	19



Batter	1	2	3	4	5	6	7	8	9
Deion Sanders, L OBP: 0.337, SLG: 0.371 (1, 8)	0-2 S 1B	2-3 K		3-2 G3-1			1-3 K	3-2 F8	
Mike Kelly, R OBP: 0.340, SLG: 0.557 (1, 7)	1-2 F8		3-2 G6-3 HR		1-0 S BB 1B		4-2 FC5-4 1B 2B BB	0-0 1-2 1B	
Barry Larkin, R OBP: 0.445, SLG: 0.483 (1, 6)	3-1 P6		3-2 G6-3		4-2 S BB		2-1 FC5-4 1B	1-3 K	
Eduardo Perez, R OBP: 0.333, SLG: 0.463 (1, 3)	0-0 F8		1-0 HR		3-3 K		1-2 FC5-4 2B BB		
Reggie Sanders, R OBP: 0.344, SLG: 0.561 (1, 9)		2-2 G3-1 S WP 1B	0-0 F9 2B		1-0 F9		4-2 2B BB		
Willie Greene, L OBP: 0.368, SLG: 0.481 Scott Sullivan, R (8, 1)		2-0 G3-1	0-0 F9		0-0 F8		1-0 2B		
Joe Oliver, R OBP: 0.325, SLG: 0.437 (1, 2)		3-2 HR	0-0 G3-1			1-2 G5-3	1-0 G4-3		
Bret Boone, R OBP: 0.297, SLG: 0.328 (1, 4)		4-0 SH1-4 BB		1-1 F7		2-1 G6-4-3 HBP	0-2 FC4-6 1B		
Brett Tomko, R OBP: 0.158, SLG: 0.167 Pokey Reese, R OBP: 0.300, SLG: 0.288 (8, 5)		0-0 SH1-4		2-3 K		0-0 G6-4-3	0-1 FC4-6 1B		

Inning Stats	R: 0 E: 0 K: 10 S: 10	H: 1 LOB: 1 BB: 0 P: 14	R: 2 E: 0 K: 12 S: 12	H: 2 LOB: 1 BB: 1 P: 25	R: 2 E: 0 K: 10 S: 10	H: 3 LOB: 1 BB: 0 P: 17	R: 0 E: 0 K: 1 S: 10	H: 0 LOB: 0 BB: 0 P: 16	R: 0 E: 0 K: 1 S: 8	H: 1 LOB: 2 BB: 1 P: 17	R: 0 E: 0 K: 5 S: 5	H: 0 LOB: 0 BB: 0 P: 8	R: 3 E: 0 K: 1 S: 15	H: 2 LOB: 1 BB: 2 P: 29	R: 0 E: 0 K: 12 S: 12	H: 2 LOB: 2 BB: 0 P: 16
1B: 6 2B: 3 3B: 0 HR: 2	SF: 0 SAC: 1 DP: 1 HBP: 1	WP: 1 PB: 0 SB: 5 CS: 0	PA: 39													

PITCHER	IP	WLS	BF	H	R	ER	SO	BB	IBB	HBP	BLK	WP	HR	S	P	ERA	WHIP
Danny Jackson, L ERA: 7.58 (1, 1)	4.0	L	19	6	4	4	2	1	0	0	0	1	2	42	72	9.00	1.750
Sean Bergman, R ERA: 5.58 (5, 1)	2.0		8	1	0	0	1	1	0	1	0	0	0	13	25	0.00	1.000
Will Cunnane, R ERA: 5.42 (7, 1)	2.0		12	4	3	3	2	2	0	0	0	0	0	27	45	13.50	3.000

BOTTOM

San Diego Padres @ Cincinnati Reds
Cinergy Field, Cincinnati, OH
Thu Aug 07 1997, 7:05 PM EDT
Att: 17,458 - Unknown - 81 F

livebaseballscorecards.com

AB	33
R	7
H	11
RBI	6
BB	4
SO	5
LOB	22



Batter	1	2	3	4	5	6	7	8	9	AB R H RBI BB SO LOB	TOP																
Rickey Henderson, R OBP: 0.416, SLG: 0.366 (1, 7)	2-1 1B SF8 G3 1B	2-1 P5		3-2 G6-3			1-2 1B		3-3 K	5 1 2 0 0 1 4																	
Quitvio Veras, S OBP: 0.359, SLG: 0.354 (1, 4)	1-0 G3 1-2	2-2 P4		2-1 G4-3			2-1 1-3 1B		2-3 K 1-2	5 0 1 0 0 1 5																	
Tony Gwynn, L OBP: 0.420, SLG: 0.576 (1, 9)	0-0 BLK BB 2-3 1B		1-1 G6-3		0-0 G2-3		3-1 L1-3 1-1			4 0 1 0 0 0 2																	
Ken Caminiti, S OBP: 0.363, SLG: 0.433 (1, 5)	4-2 BLK BB 1-2		1-2 1B G4-3 1B		3-1 G3		1-0 F9			3 0 1 0 1 0 1																	
Steve Finley, L OBP: 0.313, SLG: 0.491 (1, 8)	0-2 SF8 3-H		0-0 G4-3 1-2		1-0 F8			0-3 K		3 0 0 1 0 1 1																	
Wally Joyner, L OBP: 0.405, SLG: 0.498 (1, 3)	1-1 F8 1-2 2-3		1-1 FC5-4 1B		3-2 G3-1			1-1 G6-3		4 0 1 0 0 0 2																	
Chris Gomez, R OBP: 0.329, SLG: 0.338 (1, 6)		0-0 F8	1-1 FC5-4		2-3 K			1-3 K		4 0 0 0 0 2 2																	
Tim Worrell, R OBP: 0.294, SLG: 0.200 (8, 1)			1-2f							0 0 0 0 0 0 0																	
John Flaherty, R OBP: 0.301, SLG: 0.361 (1, 2)		1-1 E9 1B		1-1 SH3-4 2B		1-1 2B			4-1 DI BB	3 0 3 0 1 0 0																	
Chris Jones, R OBP: 0.353, SLG: 0.475 (9, PR)										0 0 0 0 0 0 0																	
Pete Smith, R OBP: 0.143, SLG: 0.077 (1, 1)		4-2 BB		0-0 SH3-4 2-3		2-3 K			2-1 L5	1 0 0 0 1 1 1																	
Doug Bochtler, R (7, 1)										0 0 0 0 0 0 0																	
Craig Shipley, R OBP: 0.328, SLG: 0.557 (8, 6)										1 0 0 0 0 0 1																	
Inning Stats	R: 1 H: 2 E: 0 LOB: 2 K: 0 BB: 1 S: 12 P: 20	R: 0 H: 1 E: 1 LOB: 2 K: 0 BB: 1 S: 14 P: 23	R: 0 H: 2 E: 0 LOB: 2 K: 0 BB: 0 S: 10 P: 14	R: 0 H: 1 E: 0 LOB: 1 K: 0 BB: 0 S: 8 P: 14	R: 0 H: 0 E: 0 LOB: 0 K: 0 BB: 0 S: 4 P: 8	R: 0 H: 1 E: 0 LOB: 1 K: 2 BB: 0 S: 11 P: 19	R: 0 H: 2 E: 0 LOB: 1 K: 0 BB: 0 S: 8 P: 15	R: 0 H: 0 E: 0 LOB: 0 K: 2 BB: 0 S: 8 P: 10	R: 0 H: 0 E: 0 LOB: 2 K: 2 BB: 1 S: 11 P: 22	1B: 7 SF: 1 2B: 3 SAC: 1 3B: 0 DP: 1 HR: 0 HBP: 0	WP: 0 PA: 38 PB: 0 SB: 0 CS: 0																
PITCHER	IP WLS BF H R ER SO BB IBB HBP BLK WP HR S P ERA WHIP											PITCHER	IP WLS BF H R ER SO BB IBB HBP BLK WP HR S P ERA WHIP														
Kevin Tapani, R ERA: 3.38 (1, 1)	6.0		29	9	1	1	2	2	0	0	1	0	0	64	106	1.50	1.833										
Ramon Tatis, L ERA: 4.05 (7, 1)	1.0		2	0	0	0	0	0	0	0	0	0	0	3	7	0.00	0.000										
Marc Pisciotta, R ERA: 3.0 (8, 1)	2.0	W	7	0	0	0	4	1	0	0	0	0	0	19	32	0.00	0.500										

San Diego Padres @ Chicago Cubs
 Wrigley Field, Chicago, IL
 Fri Aug 08 1997, 3:33 AM CDT
 Att. 27,598 - Sunny - 78 F

AB	33
R	1
H	9
RBI	1
BB	3
SO	6
LOB	19



livebaseballscorecards.com

Batter	1	2	3	4	5	6	7	8	9	AB	R	H	RBI	BB	SO	LOB	
Rickey Henderson, R OBP: 0.419, SLG: 0.363 (1, 9) C B X (8, 7)	1-1 F8 ①		3-2 L5 ②	4-1 2B BB		4-0 FC3-2 SH1-4 BB	0-1 CS ③	4-2 S 1B BB		2	2	0	0	3	0	0	
Quilvio Veras, S OBP: 0.363, SLG: 0.359 (1, 4) B X (8, 7)	1-0 G5-3 ②		2-1 BB S 1B	1-0 1-H 1B 2B		1-1 SH1-4 ①		4-2 F9 1B BB		3	1	2	1	1	0	0	
Steve Finley, L OBP: 0.319, SLG: 0.494 (1, 8) C F B S (8, 7)	1-3 K ③		1 SAFE 4-1 BB 1-2 BB	0-0 2-H 1B		0-0 FC3-2 1B		2-2 1-2 1B		4	0	3	2	1	1	0	
Ken Caminiti, S OBP: 0.361, SLG: 0.428 (1, 5)		2-3 K ①	4-1 BB 1-2 2-3 BB	3-2 F8 ③		2-1 FC3-2 ②		0-0 F9 ①		4	0	0	0	1	1	6	
Wally Joyner, L OBP: 0.405, SLG: 0.500 (1, 3)		1-0 1B 2B	2-1 G1-3 ③		2-1 L3-6 WP 1B		0-3 K ③		1-2 L3 ②		5	1	2	0	0	1	8
Greg Vaughn, R OBP: 0.324, SLG: 0.397 Trevor Hoffman, R OBP: 0.500, SLG: 0.500 (1, 7) (8, 1)		1-2 K ②		0-0 2B 2B		4-1 1-2 BB		0-0 S 1B		4	2	2	0	1	2	3	
Craig Shipley, R OBP: 0.333, SLG: 0.561 (1, 6)		2-2 FC6-4 1B 2-H		0-0 F8 SH1-3 2B 2-H		1-0 L3-6 ① ②		1-0 P3 ①		5	1	2	2	0	0	3	
John Flaherty, R OBP: 0.296, SLG: 0.356 (1, 2)		1-0 FC6-4 ③		1-0 F8 ①		1-3 K ③		0-1 P3 ②		5	0	0	0	0	1	4	
Andy Ashby, R OBP: 0.091, SLG: 0.048 Will Cummins, R OBP: 0.462, SLG: 0.545 Mark Sweeney, L OBP: 0.342, SLG: 0.340 Dario Veras, R OBP: 0.294, SLG: 0.200 Tim Worrell, R OBP: 0.350, SLG: 0.471 (1, 1) (5, 1) (7, PH) (7, 1) (8, 1) (8, 9)			1-1 G5-3 ①	2-2 SH1-3 ②		4-1 SH1-4 BB FC3-2 BB		1-0 CS 1B		1	0	0	1	0	0	0	

Inning Stats	R: 0	H: 0	E: 0	K: 1	S: 6	P: 9	R: 1	H: 2	E: 0	K: 2	S: 11	P: 18	R: 0	H: 1	E: 0	K: 0	S: 12	P: 28	R: 4	H: 4	E: 0	K: 0	S: 14	P: 23	R: 0	H: 1	E: 0	K: 1	S: 7	P: 15	R: 0	H: 1	E: 0	K: 1	S: 9	P: 20	R: 1	H: 2	E: 0	K: 0	S: 6	P: 8	R: 1	H: 1	E: 0	K: 1	S: 15	P: 28	R: 0	H: 0	E: 0	K: 0	S: 3	P: 5	1B: 8	SF: 0	2B: 5	SAC: 2	3B: 0	DP: 1	HR: 0	HBP: 0	WP: 1	PA: 46
--------------	------	------	------	------	------	------	------	------	------	------	-------	-------	------	------	------	------	-------	-------	------	------	------	------	-------	-------	------	------	------	------	------	-------	------	------	------	------	------	-------	------	------	------	------	------	------	------	------	------	------	-------	-------	------	------	------	------	------	------	-------	-------	-------	--------	-------	-------	-------	--------	-------	--------


PITCHER	IP	WLS	BF	H	R	ER	SO	BB	IBB	HBP	BLK	WP	HR	S	P	ERA	WHIP
Steve Trachsel, R ERA: 4.93 (1, 1)	4.0		24	8	5	5	3	4	0	0	0	1	0	46	87	11.25	3.000
Kent Bottenfield, R ERA: 2.92 (5, 1)	1.0		2	0	0	0	1	0	0	0	0	0	0	4	6	0.00	0.000
Ramon Tatis, L ERA: 4.02 (6, 1)	0.1		4	1	0	0	0	2	0	0	0	0	0	4	13	0.00	9.000
Terry Adams, R ERA: 3.92 (6, 1)	1.2	L	8	2	2	2	1	2	0	0	0	0	0	15	27	10.80	2.400
Bob Patterson, L ERA: 3.48 (8, 1)	1.0		4	1	0	0	1	0	0	0	0	0	0	11	16	0.00	1.000

TOP

San Diego Padres @ Chicago Cubs
Wrigley Field, Chicago, IL

Sat Aug 09 1997, 3:33 AM CDT
Att. 38,513 - Overcast - 75 F

AB	35
R	7
H	12
RBI	7
BB	8
SO	6
LOB	24



BOTTOM

San Diego Padres @ Chicago Cubs
Wrigley Field, Chicago, IL
Sun Aug 10 1997, 3:33 AM CDT
Att. 32,327 - Cloudy - 76 F

livebaseballscorecards.com

AB 37
R 3
H 11
RBI 3
BB 2
SO 4
LOB 23



WP: 0 PA: 40
PB: 0
SB: 2
CS: 0

AB R H RBI BB SO LOB

5	1	1	1	0	1	1
4	1	2	0	1	0	1
5	0	2	0	0	0	1
5	0	1	0	0	2	5
4	1	1	1	0	1	3
4	0	1	0	0	0	3
4	0	2	1	0	0	3
3	0	1	0	1	0	2
2	0	0	0	0	0	3
0	0	0	0	0	0	0
1	0	0	0	0	0	1
0	0	0	0	0	0	0

1B: 8 SF: 0
2B: 2 SAC: 1
3B: 0 DP: 0
HR: 1 HBP: 0

WP HR S P ERA WHIP

Batter	1	2	3	4	5	6	7	8	9
Lance Johnson, L OBP: 0.382, SLG: 0.411 (1, 8)	0-1 G6-3 ①		1-1 HR	1-1 G4-3 ②			2-2 K ①		1-2 G3 ①
Doug Glanville, R OBP: 0.344, SLG: 0.413 (1, 7)	0-0 F9 ②		0-1 1B 1B	2-2 G4-3 ③			4-0 1B BB		0-0 G4-3 S 1B
Mark Grace, L OBP: 0.427, SLG: 0.463 (1, 3)	2-1 F8 ③		3-2 1B 1B				2-1 1B		1-2 G4-3 ②
Sammy Sosa, R OBP: 0.300, SLG: 0.472 (1, 9)		2-2 FC6-4 1B	1-3 K ①				2-3 K ②		3-1 G5-3 ③
Shawon Dunston, R OBP: 0.308, SLG: 0.430 (1, 6)		1-0 FC6-4 23 S 2B 1-2f	0-1 1B 1-2 2-H				1-0 F8 ③		
Kevin Orie, R OBP: 0.356, SLG: 0.443 (1, 5)		1-0 F8 ②	2-2 F7 ②				3-2 F8 ①		0-0 1B
23 Ryne Sandberg, R OBP: 0.309, SLG: 0.395 (1, 4)		0-0 1-H 2B	2-2 G5-3 ③				1-2 FC6-4 1B		1-0 P2 ①
Scott Servais, R OBP: 0.302, SLG: 0.342 (1, 2)		4-0 IBB		0-0 SH3-4 2B			0-0 L6 ②		2-2 F9 ②
Kevin Foster, R OBP: 0.130, SLG: 0.133 Bob Patterson, R (7, 1) Dave Clark, L OBP: 0.341, SLG: 0.407 (8, PH) Kent Bottenfield, R (9, 1)		2-0 F9 ③		1-1 SH3-4 ① 2-3			0-0 FC6-4 1-2f		3-2 L8 ③

Inning Stats	R: 0 H: 0 E: 0 K: 5	H: 0 LOB: 0 BB: 0 P: 7	R: 1 H: 2 E: 0 K: 7	H: 2 LOB: 2 BB: 1 P: 17	R: 2 H: 4 E: 0 K: 23	H: 4 LOB: 2 BB: 0 P: 32	R: 0 H: 1 E: 0 K: 9	H: 1 LOB: 1 BB: 0 P: 13	R: 0 H: 0 E: 0 K: 10	H: 0 LOB: 0 BB: 0 P: 14	R: 0 H: 1 E: 0 K: 9	H: 1 LOB: 1 BB: 0 P: 13	R: 0 H: 1 E: 0 K: 9	H: 1 LOB: 2 BB: 1 P: 20	R: 0 H: 1 E: 0 K: 8	H: 1 LOB: 1 BB: 0 P: 14	R: 0 H: 1 E: 0 K: 11	H: 1 LOB: 1 BB: 0 P: 16
--------------	---------------------	------------------------	---------------------	-------------------------	----------------------	-------------------------	---------------------	-------------------------	----------------------	-------------------------	---------------------	-------------------------	---------------------	-------------------------	---------------------	-------------------------	----------------------	-------------------------

PITCHER	IP	WLS	BF	H	R	ER	SO	BB	IBB	HBP	BLK	WP	HR	S	P	ERA	WHIP
Sterling Hitchcock, L ERA: 4.83 (1, 1)	6.0		27	8	3	3	2	0	0	0	0	0	1	63	96	4.50	1.333
Doug Bochtler, R ERA: 5.01 (7, 1)	2.0	W	9	2	0	0	2	1	0	0	0	0	0	17	34	0.00	1.500
Trevor Hoffman, R ERA: 3.17 (9, 1)	1.0	S	4	1	0	0	0	0	0	0	0	0	0	11	16	0.00	1.000

Batter	1	2	3	4	5	6	7	8	9	AB R H RBI BB SO LOB	TOP		
F.P. Santangelo, S OBP: 0.403, SLG: 0.406 (1, 5) (7, 7)	1-1 F9		0-0 SH1-3		0-0 G6-3		2-2 HR 1B	2-1 G4-1		4 1 1 0 0 0 0	Montreal Expos @ San Diego Padres Qualcomm Stadium, San Diego, CA Mon Aug 11 1997, 10:05 PM EDT Att. 29,019 - Unknown - 72 F		
Mike Lansing, R OBP: 0.355, SLG: 0.488 (1, 4)	2-2 FC5-4 HBP		1-1 G6-3		0-0 WP 1B	1-3 SAFE K	1-0 G6-3		4 0 1 0 0 1 2				
Rondell White, R OBP: 0.319, SLG: 0.474 (1, 8)	1-1 FC5-4 1-2f		1-3 K		2-3 K	0-0 SAFE K	0-0 HR 1B		5 1 1 0 0 2 3				
David Segui, S OBP: 0.394, SLG: 0.503 (1, 3)	0-0 L4			1-2 G5-3		0-2 HR	2-3 K	0-0 F7	5 1 1 1 0 1 3				
Henry Rodriguez, L OBP: 0.304, SLG: 0.496 Doug Strange, S OBP: 0.330, SLG: 0.417 (1, 7) (7, 5)		1-2 F7		1-3 K		1-0 HR 1B	3-2 HR 1H 2-H	1-2 G4-3	4 2 2 3 0 1 0 1 0 0 0 0 0 0				
Vladimir Guerrero, R OBP: 0.380, SLG: 0.509 (1, 9)		0-0 G3 2B		2-2 1B 1B		0-0 HR 1-H	1-0 1B HBP		3 1 3 2 0 0 0				
Mark Grudzielanek, R OBP: 0.323, SLG: 0.401 (1, 6)		2-2 G3		0-0 1-2 1B		0-1 SAFE G5-3	0-1 1-2 1B		4 0 2 0 0 0 1				
Chris Widger, R OBP: 0.275, SLG: 0.412 (1, 2)		3-2 G6-3		3-2 G6-3		0-0 G6-3	2-3 K		4 0 0 0 0 1 5				
Dustin Hermanson, R OBP: 0.171, SLG: 0.212 Anthony Telford, R OBP: 0.231, SLG: 0.308 (1, 1) (7, 1)			2-2 G6-3 SH1-3 1B		0-2 G6-3	1-3 K		1-3 K	3 0 1 0 0 1 0 1 0 0 0 0 1 0				
Inning Stats	R: 0 H: 0 E: 0 LOB: 1 K: 0 BB: 0 S: 8 P: 12	R: 0 H: 1 E: 0 LOB: 1 K: 0 BB: 0 S: 12 P: 18	R: 0 H: 1 E: 0 LOB: 1 K: 1 BB: 0 S: 10 P: 14	R: 0 H: 2 E: 0 LOB: 2 K: 1 BB: 0 S: 13 P: 20	R: 0 H: 1 E: 0 LOB: 1 K: 1 BB: 0 S: 8 P: 10	R: 3 H: 3 E: 0 LOB: 0 K: 1 BB: 0 S: 12 P: 14	R: 3 H: 4 E: 0 LOB: 2 K: 3 BB: 0 S: 25 P: 36	R: 0 H: 0 E: 0 LOB: 0 K: 1 BB: 0 S: 6 P: 10	R: 0 H: 0 E: 0 LOB: 0 K: 0 BB: 0 S: 8 P: 9	1B: 8 SF: 0 2B: 1 SAC: 1 3B: 0 DP: 0 HR: 3 HBP: 2	WP: 1 PA: 41 PB: 0 SB: 0 CS: 0		
PITCHER	IP WLS BF H R ER SO BB IBB HBP BLK WP HR S P ERA WHIP											PITCHER	IP WLS BF H R ER SO BB IBB HBP BLK WP HR S P ERA WHIP
Joey Hamilton, R ERA: 4.16 (1, 1)	6.2 L 32 11 6 6 6 0 0 1 0 1 3 82 115 8.10 1.650												
Dario Veras, R ERA: 5.23 (7, 1)	0.1 3 1 0 0 1 0 0 1 0 0 0 6 9 0.00 3.000												
Sean Bergman, R ERA: 5.44 (8, 1)	2.0 6 0 0 0 0 1 0 0 0 0 0 0 14 19 0.00 0.000												

livebaseballscorecards.com

AB	38
R	6
H	12
RBI	6
BB	0
SO	8
LOB	14



Batter	1	2	3	4	5	6	7	8	9	AB	R	H	RBI	BB	SO	LOB
Rickey Henderson, R OBP: 0.419, SLG: 0.360 (1, 9)	1-0 F8		4-1 BB		1-2 F7		3-3 K			3	0	0	0	1	1	3
Quilvio Veras, S OBP: 0.355, SLG: 0.351 (1, 4)	2-2 G4-3		0-0 G1-3			3-2 G6-3		1-1 F8		4	0	0	0	0	0	1
Steve Finley, L OBP: 0.315, SLG: 0.486 (1, 8)	2-2 P2			0-1 G4-6-3 1B		0-0 G4-3		0-3 K		4	0	1	0	0	1	0
Ken Caminiti, S OBP: 0.361, SLG: 0.441 (1, 5)		0-0 HR		1-2 P5		1-1 2B		1-0 F7		4	1	2	1	0	0	1
Wally Joyner, L OBP: 0.402, SLG: 0.503 (1, 3)		0-3 K		2-2 G4-6-3 1-2f		0-1 F8			0-0 HR	4	1	1	1	0	1	2
Greg Vaughn, R OBP: 0.325, SLG: 0.403 (1, 7)		1-3 K		1-2 G5-3		3-3 K		1-2 F7		4	0	0	0	0	2	0
Chris Gomez, R OBP: 0.325, SLG: 0.334 (1, 6)		1-1 G4-3		2-0 SH2-4 1B		1-0 F8		2-2 G1-3		4	0	1	0	0	0	0
John Flaherty, R OBP: 0.304, SLG: 0.377 (1, 2)			0-0 P4	4-1 SH2-4 BB		0-0 HR		2-1 G3-1		3	1	1	1	1	0	0
Joey Hamilton, R OBP: 0.167, SLG: 0.293 (1, 1)			1-3 K	0-0 SH2-4		1-0 1B				1	0	0	0	0	1	0
Dario Veras, R (7, 1)										0	0	0	0	0	0	0
Mark Sweeney, L OBP: 0.353, SLG: 0.347 (7, PH)										1	0	1	0	0	0	0
Sean Bergman, R OBP: 0.250, SLG: 0.333 (8, 1)										0	0	0	0	0	0	0

Inning Stats	R: 0	H: 0	E: 0	K: 0	S: 8	R: 1	H: 1	E: 0	K: 2	S: 10	R: 0	H: 0	E: 0	K: 1	S: 6	R: 0	H: 1	E: 0	K: 0	S: 8	R: 0	H: 1	E: 0	K: 0	S: 9	R: 1	H: 1	E: 0	K: 2	S: 12	R: 0	H: 0	E: 0	K: 1	S: 6	R: 1	H: 1	E: 0	K: 0	S: 10	1B: 3	SF: 0	2B: 1	SAC: 1	3B: 0	DP: 1	HR: 3	HBP: 0	WP: 0	PA: 35
--------------	------	------	------	------	------	------	------	------	------	-------	------	------	------	------	------	------	------	------	------	------	------	------	------	------	------	------	------	------	------	-------	------	------	------	------	------	------	------	------	------	-------	-------	-------	-------	--------	-------	-------	-------	--------	-------	--------

PITCHER	IP	WLS	BF	H	R	ER	SO	BB	IBB	HBP	BLK	WP	HR	S	P	ERA	WHIP
Dustin Hermanson, R ERA: 3.97 (1, 1)	6.2	W	27	6	2	2	4	2	0	0	0	0	2	55	87	2.70	1.200
Anthony Telford, R ERA: 2.78 (7, 1)	2.1		8	1	1	1	2	0	0	0	0	0	1	22	32	3.86	0.429

BOTTOM

Montreal Expos @ San Diego Padres
Qualcomm Stadium, San Diego, CA
Mon Aug 11 1997, 10:05 PM EDT
Att: 29,019 - Unknown - 72 F

livebaseballscorecards.com

AB	32
R	3
H	7
RBI	3
BB	2
SO	6
LOB	7



Batter	1	2	3	4	5	6	7	8	9	AB R H RBI BB SO LOB	TOP																									
F.P. Santangelo, S OBP: 0.400, SLG: 0.403 (1, 5) (7, 7)	1-0 F8		0-0 B2			2-2 P5	0-2 1B		1-3 2-H K	5 0 1 1 0 1 1																										
Mike Lansing, R OBP: 0.356, SLG: 0.488 (1, 4)	2-0 L6-3 1B		0-2 F8			1-2 FC5-4 1B	0-1 F8			4 0 2 0 0 0 3																										
Rondell White, R OBP: 0.316, SLG: 0.470 (1, 8)	0-1 L6-3		3-1 FC6-5			0-0 FC5-4 FC6-4 1-2f		0-1 G6-3		4 0 0 0 0 0 3																										
David Segui, S OBP: 0.390, SLG: 0.497 (1, 3)		0-3 K		1-0 G6-3		1-1 FC6-4 1-2f		0-1 G4-3		4 0 0 0 0 1 1																										
Henry Rodriguez, L OBP: 0.302, SLG: 0.493 Doug Strange, S OBP: 0.332, SLG: 0.419 (1, 7) (7, 5)		2-0 G6-3		2-3 K			3-2 G4-1	1-0 BB 1B		3 0 0 0 0 1 0 1 0 1 0 0 0 0																										
Vladimir Guerrero, R OBP: 0.382, SLG: 0.507 (1, 9)		2-2 HR 1B		1-1 G5-3			1-1 E5 1B	4-2 BB 1B		3 2 1 0 1 0 0																										
Mark Grudzielanek, R OBP: 0.325, SLG: 0.407 (1, 6)		1 SAFE 1 SAFE 1 SAFE 1-H HR			0-0 G6-3		4-1 1B BB	1-2 G3-1		3 2 1 2 1 0 2																										
Chris Widger, R OBP: 0.275, SLG: 0.409 (1, 2)		2-3 K		0-2 F9			1-2 1B 1B		0-1 F8	4 0 1 1 0 1 0																										
Jim Bullinger, R OBP: 0.220, SLG: 0.317 Jose Vidro, S OBP: 0.279, SLG: 0.345 Rick DeHart, L OBP: 1.000, SLG: 1.000 Darrin Fletcher, L OBP: 0.322, SLG: 0.523 (1, 1) (7, PH) (7, 1) (7, 1) (9, PH)			0-0 FC6-5 2B		1-3 K		2-2 F9		1-0 G4-3	2 0 1 0 0 1 0 1 0 0 0 0 0 2 0 0 0 0 0 0 0 0 0 0 0 0 0 0 1 0 0 0 0 0 0																										
Inning Stats	R: 0 E: 0 K: 0 S: 4	H: 1 LOB: 0 BB: 0 P: 7	R: 2 E: 0 K: 2 S: 17	H: 2 LOB: 0 BB: 0 P: 23	R: 0 E: 0 K: 0 S: 7	H: 1 LOB: 1 BB: 0 P: 10	R: 0 E: 0 K: 1 S: 6	H: 0 LOB: 0 BB: 0 P: 10	R: 0 E: 0 K: 1 S: 7	H: 0 LOB: 0 BB: 0 P: 8	R: 0 E: 0 K: 0 S: 10	H: 1 LOB: 1 BB: 0 P: 14	R: 2 E: 1 K: 0 S: 20	H: 2 LOB: 2 BB: 1 P: 31	R: 0 E: 0 K: 0 S: 10	H: 1 LOB: 2 BB: 1 P: 16	R: 0 E: 0 K: 1 S: 6	H: 0 LOB: 0 BB: 0 P: 8	1B: 6 2B: 2 3B: 0 HR: 1	SF: 0 SAC: 0 DP: 1 HBP: 0	WP: 0 PB: 0 SB: 1 CS: 0	PA: 37														
PITCHER	IP WLS BF H R ER SO BB IBB HBP BLK WP HR S P ERA WHIP																				PITCHER	IP WLS BF H R ER SO BB IBB HBP BLK WP HR S P ERA WHIP														
Paul Menhart, R ERA: 3.0 (1, 1)	6.0		22	5	2	2	4	0	0	0	0	0	1	51	72	3.00	0.833																			
Will Cunnane, R ERA: 5.28 (7, 1)	0.1		4	1	2	0	0	1	0	0	0	0	0	11	20	0.00	6.000																			
Doug Bochtler, R ERA: 4.88 (7, 1)	1.1	W	7	2	0	0	0	1	0	0	0	0	0	16	23	0.00	2.250																			
Trevor Hoffman, R ERA: 3.09 (8, 1)	1.1	S	4	0	0	0	1	0	0	0	0	0	0	9	12	0.00	0.000																			

Montreal Expos @ San Diego Padres
Qualcomm Stadium, San Diego, CA

Tue Aug 12 1997, 10:05 PM EDT
Att. 15,229 - Unknown - 71 F

livebaseballscorecards.com

AB	35
R	4
H	8
RBI	4
BB	2
SO	5
LOB	12



Batter	1	2	3	4	5	6	7	8	9
Rickey Henderson, R OBP: 0.422, SLG: 0.375 (1, 9) S B C B X (8, 7)	2-2 CS 1B		1-3 K		1-0 G5-3		0-1 HR	1-2 FC4-8 1B	
Quilvio Veras, S OBP: 0.353, SLG: 0.349 (1, 4) 1 SAFE B C X	1-1 G6-3 1-2		2-1 G5-3		0-2 P6		1-1 FC4-2 G6-3 1B	1-0 FC4-6 1-2f	
Steve Finley, L OBP: 0.317, SLG: 0.486 (1, 8) B F F X	1-2 F9			1-1 E WP BB 1B	1-2 BB 1B		1-2 G6-3		
Ken Caminiti, S OBP: 0.362, SLG: 0.439 (1, 5) B C X		1-3 K		1 SAFE 3-1 E6 BB HBP G6-4-3	4-1 SAFE BB SAFE SAFE BB		4-0 FC4-2 S 2B IBB		
Wally Joyner, L OBP: 0.400, SLG: 0.499 (1, 3) C B T B X		1-2 F9		1-0 G6-4-3 BB HBP	1-0 P2		1-1 FC4-2 2B		
Greg Vaughn, R OBP: 0.331, SLG: 0.408 Chris Jones, R OBP: 0.350, SLG: 0.471 (1, 7) (8, 9) B T B B T T B X		4-2 S 1B BB		4-2 G6-4-3 BB		2-3 K	2-2 2B		
Chris Gomez, R OBP: 0.325, SLG: 0.333 Trevor Hoffman, R OBP: 0.500, SLG: 0.500 (1, 6) (8, 1) B B B B C C C X		3-2 1B		2-0 G6-4-3		2-2 G4-3	1-1 P3		
John Flaherty, R OBP: 0.306, SLG: 0.376 (1, 2) C 1 SAFE B B B X		2-2 K		4-0 IBB		3-2 1B		2-2 F9	
Paul Menhart, R Mark Sweeney, L OBP: 0.350, SLG: 0.343 Will Cunnane, R OBP: 0.462, SLG: 0.545 Doug Bochtler, R Craig Shipley, R OBP: 0.329, SLG: 0.552 (1, 1) (6, PH) (7, 1) (7, 1) (8, 6) S S B B X			1-3 K		0-0 G1-3		2-1 L9	1-0 G4-3	

Inning Stats	R: 0 E: 0 K: 0 S: 8	H: 1 LOB: 0 BB: 0 P: 12	R: 1 E: 0 K: 2 S: 16	H: 1 LOB: 1 BB: 1 P: 27	R: 0 E: 0 K: 2 S: 9	H: 0 LOB: 0 BB: 0 P: 13	R: 2 E: 1 K: 0 S: 10	H: 1 LOB: 2 BB: 2 P: 25	R: 0 E: 0 K: 0 S: 9	H: 1 LOB: 2 BB: 1 P: 16	R: 0 E: 0 K: 1 S: 15	H: 1 LOB: 1 BB: 0 P: 24	R: 3 E: 0 K: 0 S: 15	H: 3 LOB: 1 BB: 1 P: 25	R: 0 E: 0 K: 0 S: 8	H: 1 LOB: 1 BB: 0 P: 13
--------------	------------------------------	----------------------------------	-------------------------------	----------------------------------	------------------------------	----------------------------------	-------------------------------	----------------------------------	------------------------------	----------------------------------	-------------------------------	----------------------------------	-------------------------------	----------------------------------	------------------------------	----------------------------------

PITCHER	IP	WLS	BF	H	R	ER	SO	BB	IBB	HBP	BLK	WP	HR	S	P	ERA	WHIP
Jim Bullinger, R ERA: 5.68 (1, 1)	6.0		27	5	3	1	5	3	1	1	0	1	0	67	117	1.50	1.333
Rick DeHart, L ERA: 7.82 (7, 1)	0.2	L	5	2	3	3	0	0	1	0	0	0	1	10	17	40.50	3.000
Dave Veres, R ERA: 2.95 (7, 1)	1.1		6	2	0	0	0	0	0	0	0	0	0	13	21	0.00	1.500

BOTTOM

Montreal Expos @ San Diego Padres
Qualcomm Stadium, San Diego, CA

Tue Aug 12 1997, 10:05 PM EDT
Att: 15,229 - Unknown - 71 F

AB	32
R	6
H	9
RBI	5
BB	5
SO	5
LOB	15

livebaseballscorecards.com



WP: 1	PA: 38
PB: 0	
SB: 3	
CS: 1	

1B	2B	3B	HR	SF	SAC	DP	HBP
7	1	0	1	0	0	1	1

1B	2B	3B	HR	S	P	ERA	WHIP
7	1	0	1	5	17	1.50	1.333

Batter	1	2	3	4	5	6	7	8	9	AB R H RBI BB SO LOB	TOP													
Deion Sanders, L (1, 8) OBP: 0.335, SLG: 0.374	1-3 K		0-1 G4-3			1-0 1B		3-2 F9		4 1 1 0 0 1 0	Cincinnati Reds @ San Diego Padres Qualcomm Stadium, San Diego, CA Wed Aug 13 1997, 10:05 PM EDT Att. 15,218 - Unknown - 72 F													
Pokey Reese, R (1, 6) OBP: 0.301, SLG: 0.291	0-2 G6-3			2-1 G4-3 SF8 2B		1-2 G1-3		2-3 K		4 1 1 0 0 1 1														
Chris Stynes, R (1, 7) OBP: 0.600, SLG: 0.895	2-2 F8			3-0 G4-3		0-0 S 1B		1-2 HBP		3 0 1 1 0 0 1														
Eduardo Perez, R (1, 3) OBP: 0.341, SLG: 0.486		4-1 G6-3 1B BB		0-0 SF8		2-0 F8		0-2 G6-3		2 0 0 1 1 0 2														
Willie Greene, L (1, 5) OBP: 0.359, SLG: 0.462		1-0 P5		1-0 G3		3-3 K			2-3 K	4 0 0 0 0 2 2														
Reggie Sanders, R (1, 9) OBP: 0.332, SLG: 0.553		3-2 G6-3			0-0 F9		3-2 G6-3		1-3 K	4 0 0 0 0 1 1														
Joe Oliver, R (1, 2) OBP: 0.328, SLG: 0.455		0-0 2-H 1B			3-1 G5-3 1B		0-0 FC6-4 1B		1-2 F9	4 0 3 0 0 0 0														
Bret Boone, R (1, 4) OBP: 0.298, SLG: 0.321			0-1 G5-3		2-1 G5-3		2-2 FC6-4			3 0 0 0 0 0 2														
Mike Morgan, R (1, 1) OBP: 0.103, SLG: 0.143			1-3 K		0-3 K		1-0 G5-3			3 0 0 0 0 2 2														
Stan Belinda, R (8, 1)										0 0 0 0 0 0 0														
Jeff Shaw, R (9, 1)										0 0 0 0 0 0 0														
Inning Stats	R: 0 E: 0 K: 1 S: 10	H: 0 LOB: 0 BB: 0 P: 13	R: 0 E: 0 K: 0 S: 6	H: 1 LOB: 2 BB: 1 P: 14	R: 0 E: 0 K: 1 S: 7	H: 0 LOB: 0 BB: 0 P: 8	R: 1 E: 0 K: 0 S: 5	H: 1 LOB: 0 BB: 0 P: 11	R: 0 E: 0 K: 1 S: 9	H: 1 LOB: 1 BB: 0 P: 14	R: 1 E: 0 K: 1 S: 10	H: 2 LOB: 1 BB: 0 P: 17	R: 0 E: 0 K: 0 S: 8	H: 1 LOB: 1 BB: 0 P: 14	R: 0 E: 0 K: 1 S: 13	H: 0 LOB: 1 BB: 0 P: 19	R: 0 E: 0 K: 2 S: 10	H: 0 LOB: 0 BB: 0 P: 14	R: 0 E: 0 K: 2 S: 10	H: 0 LOB: 0 BB: 0 P: 14	1B: 5 2B: 1 3B: 0 HR: 0	SF: 1 SAC: 0 DP: 0 HBP: 1	WP: 0 PB: 0 SB: 1 CS: 0	PA: 34
PITCHER	IP WLS BF H R ER SO BB IBB HBP BLK WP HR S P ERA WHIP																							
Pete Smith, R (1, 1) ERA: 4.81	6.0 L 23 5 2 2 4 1 0 0 0 0 0 0 47 77 3.00 1.000																							
Dario Veras, R (7, 1) ERA: 4.38	2.0 8 1 0 0 1 0 0 1 0 0 0 0 21 33 0.00 0.500																							
Tim Worrell, R (9, 1) ERA: 4.48	1.0 3 0 0 0 2 0 0 0 0 0 0 0 10 14 0.00 0.000																							

livebaseballscorecards.com

AB	31
R	2
H	6
RBI	2
BB	1
SO	7
LOB	11



Batter	1	2	3	4	5	6	7	8	9	AB	R	H	RBI	BB	SO	LOB
Quilvio Veras, S OBP: 0.350, SLG: 0.345 (1, 4)	0-1 G6-3			0-1 G4-3			1-1 F9		1-1 G6-3	4	0	0	0	0	0	0
Mark Sweeney, L OBP: 0.347, SLG: 0.340 (1, 9)	1-2 F9			0-0 F7			0-0 FC3-6 BB 1B		3-1 F8	4	0	1	0	0	0	0
Steve Finley, L OBP: 0.317, SLG: 0.484 (1, 8)	1-1 P6			0-0 F8			4-2 FC3-6 1-2 BB			2	0	0	0	1	0	0
Ken Caminiti, S OBP: 0.360, SLG: 0.435 (1, 5)		0-0 F7			3-1 G3		2-1 FC3-6 1-2f 2-3			3	0	0	0	0	0	2
Wally Joyner, L OBP: 0.397, SLG: 0.494 (1, 3)		1-1 G4-3			1-2 G6-3		1-3 K			3	0	0	0	0	1	2
Greg Vaughn, R OBP: 0.331, SLG: 0.405 (1, 7)		2-3 K			1-3 K			4-2 G6-3 BB		2	0	0	0	1	2	0
Chris Gomez, R OBP: 0.323, SLG: 0.331 (1, 6)			0-0 G6-3			2-3 K		0-1 G6-3 1-2f		3	0	0	0	0	1	1
Tim Worrell, R OBP: 0.294, SLG: 0.200 (9, 1)										0	0	0	0	0	0	0
Mandy Romero, S OBP: 0.250, SLG: 0.400 (1, 2)			0-1 F7			1-3 K		2-3 K		3	0	0	0	0	2	0
Pete Smith, R OBP: 0.133, SLG: 0.071 (1, 1)			2-3 K			0-1 G4-3			2-3 K	1	0	0	0	0	1	0
Ruben Rivera, R (6, PH)										1	0	0	0	0	0	0
Dario Veras, R (7, 1)										0	0	0	0	0	0	0
Craig Shipley, R OBP: 0.324, SLG: 0.544 (9, 6)										1	0	0	0	0	1	0

Inning Stats	R: 0	H: 0	E: 0	K: 0	S: 8	R: 0	H: 0	E: 0	K: 1	S: 7	R: 0	H: 0	E: 0	K: 1	S: 6	R: 0	H: 0	E: 0	K: 0	S: 4	R: 0	H: 0	E: 0	K: 1	S: 8	R: 0	H: 1	E: 0	K: 1	S: 10	R: 0	H: 0	E: 0	K: 1	S: 8	R: 0	H: 0	E: 0	K: 1	S: 7	1B: 1	2B: 0	3B: 0	HR: 0	SF: 0	SAC: 0	DP: 1	HBP: 0
	0	0	0	0	10	0	0	0	0	10	0	0	0	0	8	0	0	0	0	4	0	0	0	0	0	13	0	1	0	0	18	0	0	0	0	14	0	0	0	0	13	0	0	0	0	0		

PITCHER	IP	WLS	BF	H	R	ER	SO	BB	IBB	HBP	BLK	WP	HR	S	P	ERA	WHIP
Mike Morgan, R ERA: 5.3 (1, 1)	7.0	W	23	1	0	0	6	1	0	0	0	0	0	51	74	0.00	0.286
Stan Belinda, R ERA: 3.41 (8, 1)	1.0		3	0	0	0	1	1	0	0	0	0	0	8	14	0.00	1.000
Jeff Shaw, R ERA: 2.29 (9, 1)	1.0	S	3	0	0	0	1	0	0	0	0	0	0	7	13	0.00	0.000

BOTTOM

Cincinnati Reds @ San Diego Padres
Qualcomm Stadium, San Diego, CA

Wed Aug 13 1997, 10:05 PM EDT
Att: 15,218 - Unknown - 72 F

AB	27
R	0
H	1
RBI	0
BB	2
SO	8
LOB	5



WP	PA	ERA	WHIP
0	29		
0			
0			

BOTTOM

Cincinnati Reds @ San Diego Padres
Qualcomm Stadium, San Diego, CA

Thu Aug 14 1997, 6:33 AM EDT
Att. 16,774 - Sunny - 78 F

livebaseballscorecards.com

AB	34
R	5
H	10
RBI	5
BB	3
SO	5
LOB	12



WP:	0	PA:	39
PB:	0		
SB:	0		
CS:	0		

AB R H RBI BB SO LOB

4	0	0	0	0	0	1
3	1	2	0	0	0	0
2	0	1	0	0	1	0
5	1	2	2	0	0	2
4	1	1	0	0	0	3
3	1	1	2	1	1	1
3	0	0	0	0	2	1
1	0	0	0	0	0	1
1	0	0	0	2	0	0
1	0	1	1	0	0	0
4	0	1	0	0	0	3
0	0	0	0	0	0	0
1	0	0	0	0	0	0
1	0	0	0	0	1	0
0	0	0	0	0	0	0
0	0	0	0	0	0	0
1	1	1	0	0	0	0

Batter	1	2	3	4	5	6	7	8	9	10
Craig Shipley, R OBP: 0.307, SLG: 0.514 (1, 4) (9, 6)	0-2 P6		1-0 L8		0-0 F9-2 3-H			0-1 F9		0-0 SH1-4 1-2
Chris Gomez, R OBP: 0.325, SLG: 0.333 Quilvio Veras, S OBP: 0.351, SLG: 0.346 (8, PH) (9, 4)	1-2 1B		0-2 2B 1B			0-1 G6-3		1-2 K		0-1 FC4 2-3 1B
Tony Gwynn, L OBP: 0.420, SLG: 0.577 (1, 9) SAFE	2-2 F7		0-0 2B 1-H			1-0 HR 1B		0-2 F8		0-2 FC4 1-2f 3-H
Ken Caminiti, S OBP: 0.359, SLG: 0.436 (1, 5)	1-0 F9		0-1 P3			1-2 P4			0-0 G6-3 1B 2B	
Greg Vaughn, R OBP: 0.333, SLG: 0.416 (1, 7)		0-3 K2-3		4-2 G6-4-3 BB		3-1 HR 1-H			0-0 G6-3 2-3	
Chris Jones, R OBP: 0.341, SLG: 0.457 Steve Finley, L OBP: 0.316, SLG: 0.483 (9, PH) (10, 8)		1-3 K		0-1 G6-4-3 1-2f		0-3 K			0-1 G4-3	
Archi Cianfrocco, R OBP: 0.321, SLG: 0.348 Wally Joyner, L OBP: 0.398, SLG: 0.496 (9, PH) (10, 3)		4-2 BB		0-0 G6-3			4-2 G6-4-3 BB		0-0 1B 3-H	
John Flaherty, R OBP: 0.305, SLG: 0.378 Trevor Hoffman, R OBP: 0.500, SLG: 0.500 (1, 2) (10, 1)		0-0 F8		2-1 SH5-4 F9-2 2B			1-1 G6-4-3 1-2f		1-0 L4	
Andy Ashby, R OBP: 0.089, SLG: 0.047 Ruben Rivera, R (7, PH)			1-2 G6-3		1-0 SH5-4		2-3 K			1-0 1B SH1-4 FC4 1B
Tim Worrell, R OBP: 0.294, SLG: 0.200 Doug Bochtler, R (8, 1)										
Mandy Romero, S OBP: 0.270, SLG: 0.417 (10, 2)										

Inning Stats	R: 0	H: 1	E: 0	K: 0	S: 11	R: 0	H: 0	E: 0	K: 2	S: 9	R: 1	H: 2	E: 0	K: 0	S: 10	R: 0	H: 0	E: 0	K: 0	S: 6	R: 0	H: 1	E: 0	K: 0	S: 4	R: 2	H: 2	E: 0	K: 1	S: 13	R: 0	H: 0	E: 0	K: 1	S: 7	R: 0	H: 0	E: 0	K: 1	S: 10	R: 1	H: 2	E: 0	K: 0	S: 6	R: 1	H: 2	E: 0	K: 0	S: 7	R: 0	H: 2	E: 0	K: 0	S: 7
--------------	------	------	------	------	-------	------	------	------	------	------	------	------	------	------	-------	------	------	------	------	------	------	------	------	------	------	------	------	------	------	-------	------	------	------	------	------	------	------	------	------	-------	------	------	------	------	------	------	------	------	------	------	------	------	------	------	------

PITCHER	IP	WLS	BF	H	R	ER	SO	BB	IBB	HBP	BLK	WP	HR	S	P	ERA	WHIP
Gabe White, L ERA: 3.21 (1, 1)	7.0		27	6	3	3	4	3	0	0	0	0	1	60	90	3.86	1.286
Scott Sullivan, R ERA: 2.41 (8, 1)	1.0		3	0	0	0	1	0	0	0	0	0	0	10	11	0.00	0.000
Jeff Shaw, R ERA: 2.49 (9, 1)	1.2	L	9	4	2	2	0	0	0	0	0	0	0	13	15	10.80	2.400

Batter	1	2	3	4	5	6	7	8	9	AB R H RBI BB SO LOB	TOP											
Lance Johnson, L (1, 8) OBP: 0.369, SLG: 0.392	0-3 K		3-2 F7			0-0 F8		0-1 G4-3		4 0 0 0 0 1 2												
Doug Glanville, R (1, 7) OBP: 0.343, SLG: 0.405	1-0 F8			0-0 F8		0-0 F9		0-1 L8		4 0 0 0 0 0 1												
Mark Grace, L (1, 3) OBP: 0.420, SLG: 0.457	3-2 1B			1-1 E6 G6-4-3			0-0 G6-3 3B		1-3 K	4 1 2 0 0 1 0												
Sammy Sosa, R (1, 9) OBP: 0.296, SLG: 0.472	3-2 F8			2-2 G6-4-3 1-2f			0-1 G5-3		0-0 G4-3	4 0 0 0 0 0 3												
Shawon Dunston, R (1, 6) OBP: 0.303, SLG: 0.420		0-2 F8			1-3 K		2-1 G6-3			3 0 0 1 0 1 0												
Kevin Orie, R (1, 5) OBP: 0.349, SLG: 0.440		0-1 P1			2-0 G5-3		3-H P3			3 0 0 0 0 0 0												
23 Ryne Sandberg, R (1, 4) OBP: 0.307, SLG: 0.387		0-0 G6-3			2-2 G6-3			1-0 F8		3 0 0 0 0 0 0												
Scott Servais, R (1, 2) OBP: 0.306, SLG: 0.350			1-3 K			1-2 G5-3 1B		0-0 F7		3 0 1 0 0 1 0												
Steve Trachsel, R (1, 1) OBP: 0.163, SLG: 0.133			0-1 G6-3			1-1 G5-3		0-0 1B		1 0 0 0 0 0 0												
José Hernández, R (6, PH) OBP: 0.313, SLG: 0.444										1 0 0 0 0 0 1												
Miguel Batista, R (6, 1)										0 0 0 0 0 0 0												
Mike Hubbard, R (8, PH) OBP: 0.250, SLG: 0.280										1 0 1 0 0 0 0												
Marc Pisciotta, R (8, 1)										0 0 0 0 0 0 0												
Inning Stats	R: 0 E: 0 K: 1 S: 11	H: 1 LOB: 1 BB: 0 P: 18	R: 0 E: 0 K: 0 S: 6	H: 0 LOB: 0 BB: 0 P: 6	R: 0 E: 0 K: 1 S: 9	H: 0 LOB: 0 BB: 0 P: 13	R: 0 E: 1 K: 0 S: 6	H: 0 LOB: 0 BB: 0 P: 9	R: 0 E: 0 K: 1 S: 7	H: 0 LOB: 0 BB: 0 P: 12	R: 0 E: 0 K: 0 S: 7	H: 1 LOB: 1 BB: 0 P: 9	R: 1 E: 0 K: 0 S: 6	H: 1 LOB: 0 BB: 0 P: 9	R: 0 E: 0 K: 0 S: 5	H: 1 LOB: 1 BB: 0 P: 6	R: 0 E: 0 K: 1 S: 6	H: 0 LOB: 0 BB: 0 P: 7	1B: 3 2B: 0 3B: 1 HR: 0	SF: 0 SAC: 0 DP: 1 HBP: 0	WP: 0 PB: 0 SB: 0 CS: 0	PA: 31
PITCHER Sterling Hitchcock, L (1, 1) ERA: 4.56	IP: 9.0 WLS: W BF: 31 H: 4 R: 1 ER: 1 SO: 4 BB: 0 IBB: 0 HBP: 0 BLK: 0 WP: 0 HR: 0 S: 63 P: 89 ERA: 1.00 WHIP: 0.444																					

Chicago Cubs @ San Diego Padres
Qualcomm Stadium, San Diego, CA

Fri Aug 15 1997, 10:05 PM EDT
Att. 32,916 - Unknown - 69 F

livebaseballscorecards.com

AB	31
R	1
H	4
RBI	1
BB	0
SO	4
LOB	7



Batter	1	2	3	4	5	6	7	8	9
Quilvio Veras, S OBP: 0.358, SLG: 0.353 (1, 4)	1-1 E S 1B		1-1 1B HBP	2-2 E S 1B		2-2 2B		4-2 BB	
Steve Finley, L OBP: 0.315, SLG: 0.480 (1, 8)	2-2 F8		2-1 FC5-4 1B 1-3 SF7 1B	2-2 SF7		1-1 P5		0-0 F9	
Tony Gwynn, L OBP: 0.418, SLG: 0.572 (1, 9)	1-3 K		0-0 FC5-4 1B 1-2 3-H	1-0 P6		3-2 G3		2-2 L7	
Ken Caminiti, S OBP: 0.360, SLG: 0.448 (1, 5)	2-2 K 1-3		1-2 FC5-4 E 1-2f 2-3		0-1 HR		1-1 F8 2B		
Wally Joyner, L OBP: 0.395, SLG: 0.491 (1, 3)		1-0 F7	1-1 SF7		0-3 K		1-1 F8		
Greg Vaughn, R OBP: 0.329, SLG: 0.409 (1, 7)		0-1 P5	0-0 E5 1-3		1-3 K		1-1 G5-3		
Chris Gomez, R OBP: 0.326, SLG: 0.333 (1, 6)		3-0 BB 1B	1-0 F7		4-2 FC5-4 BB		3-1 F7		
John Flaherty, R OBP: 0.310, SLG: 0.389 (1, 2)		4-2 SAFE 1-2 BB		1-2 HR		1-1 FC5-4		3-2 SH1-4 1B	
Sterling Hitchcock, L OBP: 0.146, SLG: 0.079 (1, 1)		0-0 G4-3		1-3 K		1-3 K		0-0 SH1-4	

Inning Stats	R: 0	H: 1	E: 0	LOB: 1	K: 2	BB: 0	S: 13	R: 0	H: 1	E: 0	LOB: 2	K: 0	BB: 1	S: 8	R: 2	H: 2	E: 1	LOB: 2	K: 0	BB: 0	S: 12	R: 2	H: 2	E: 0	LOB: 0	K: 1	BB: 0	S: 16	R: 1	H: 1	E: 0	LOB: 1	K: 2	BB: 1	S: 12	R: 0	H: 1	E: 0	LOB: 1	K: 1	BB: 0	S: 11	R: 0	H: 1	E: 0	LOB: 1	K: 0	BB: 0	S: 8	R: 0	H: 1	E: 0	LOB: 2	K: 0	BB: 1	S: 10	R: 0	H: 1	E: 0	LOB: 0	K: 0	BB: 0	S: 10
--------------	------	------	------	--------	------	-------	-------	------	------	------	--------	------	-------	------	------	------	------	--------	------	-------	-------	------	------	------	--------	------	-------	-------	------	------	------	--------	------	-------	-------	------	------	------	--------	------	-------	-------	------	------	------	--------	------	-------	------	------	------	------	--------	------	-------	-------	------	------	------	--------	------	-------	-------

PITCHER	IP	WLS	BF	H	R	ER	SO	BB	IBB	HBP	BLK	WP	HR	S	P	ERA	WHIP
Steve Trachsel, R ERA: 5.0 (1, 1)	5.0	L	26	7	5	4	5	2	0	1	0	0	2	61	93	7.20	1.800
Miguel Batista, R ERA: 2.0 (6, 1)	2.0		8	2	0	0	1	0	0	0	0	0	0	19	32	0.00	1.000
Marc Pisciotta, R ERA: 1.23 (8, 1)	1.0		5	1	0	0	0	1	0	0	0	0	0	10	19	0.00	2.000

BOTTOM

AB	R	H	RBI	BB	SO	LOB
3	2	3	0	1	0	0
4	1	1	1	0	0	4
5	0	1	1	0	1	4
4	1	2	1	0	1	3
3	0	0	1	0	1	1
4	0	0	0	0	1	2
3	0	1	0	1	0	3
3	1	2	1	1	0	1
3	0	0	0	0	2	2

AB	32
R	5
H	10
RBI	5
BB	3
SO	6
LOB	20



WP	PA
0	39

Chicago Cubs @ San Diego Padres
Qualcomm Stadium, San Diego, CA
Fri Aug 15 1997, 10:05 PM EDT
Att: 32,916 - Unknown - 69 F

livebaseballscorecards.com

Batter	1	2	3	4	5	6	7	8	9	10	AB R H RBI BB SO LOB	BOTTOM																
Quilvio Veras, S OBP: 0.356, SLG: 0.354 (1, 4)	P5			K		G4-3		F7		WP 1B 2B	5 1 1 0 0 1 0	Chicago Cubs @ San Diego Padres Qualcomm Stadium, San Diego, CA Sat Aug 16 1997, 10:05 PM EDT Att. 41,720 - Unknown - 70 F livebaseballscorecards.com																
Steve Finley, L OBP: 0.313, SLG: 0.477 (1, 8)	F7			F7		P2		G4-3		2B 1B	5 0 1 1 0 0 0																	
Tony Gwynn, L OBP: 0.419, SLG: 0.574 (1, 9) Chris Jones, R OBP: 0.341, SLG: 0.457 (9, PR) (10, 9)	F7			G4-3			F8 2B		1B 1B		4 0 2 0 0 0 0 0 0 0 0 0 0 0																	
Ken Caminiti, S OBP: 0.361, SLG: 0.457 (1, 5)		F8			HR		K		1B 1B		4 1 2 1 0 1 1																	
Wally Joyner, L OBP: 0.396, SLG: 0.492 (1, 3)		G4-3			1B		F8		FC5-4 1B		4 0 2 0 0 0 1																	
Greg Vaughn, R OBP: 0.324, SLG: 0.403 (1, 7)		P3			P5		K		K		4 0 0 0 0 2 5																	
Chris Gomez, R OBP: 0.328, SLG: 0.333 (1, 6)				G6-3 BB	P3		HR 1B		F8		3 1 1 0 1 0 4																	
John Flaherty, R OBP: 0.306, SLG: 0.384 (1, 2)				G6-3	G1-3			K	FC5-4		4 0 0 0 0 1 6																	
Joey Hamilton, R OBP: 0.159, SLG: 0.279 (1, 1) Mark Sweeney, L OBP: 0.352, SLG: 0.374 (8, PH) Trevor Hoffman, R OBP: 0.500, SLG: 0.500 (9, 1) Craig Shipley, R OBP: 0.303, SLG: 0.507 (10, PH)				G5-3		F8		HR	G6-3		2 0 0 0 0 0 0 1 1 1 2 0 0 0 0 0 0 0 0 0 0 1 0 0 0 0 0 0																	
Inning Stats	R: 0 E: 0 K: 0 S: 6	H: 0 LOB: 0 BB: 0 P: 8	R: 0 E: 0 K: 0 S: 10	H: 0 LOB: 0 BB: 0 P: 15	R: 0 E: 0 K: 0 S: 3	H: 0 LOB: 1 BB: 1 P: 8	R: 0 E: 0 K: 1 S: 8	H: 0 LOB: 0 BB: 0 P: 11	R: 1 E: 0 K: 0 S: 13	H: 2 LOB: 1 BB: 0 P: 19	R: 0 E: 0 K: 0 S: 4		H: 0 LOB: 0 BB: 0 P: 6	R: 0 E: 0 K: 2 S: 14	H: 1 LOB: 1 BB: 0 P: 21	R: 2 E: 0 K: 1 S: 16	H: 2 LOB: 0 BB: 0 P: 20	R: 0 E: 0 K: 1 S: 8	H: 3 LOB: 3 BB: 0 P: 13	R: 1 E: 0 K: 0 S: 4	H: 2 LOB: 1 BB: 0 P: 7	1B: 6 2B: 2 3B: 0 HR: 2	SF: 0 SAC: 0 DP: 1 HBP: 0	WP: 1 PA: 38				
PITCHER	IP WLS BF H R ER SO BB IBB HBP BLK WP HR S P ERA WHIP												IP WLS BF H R ER SO BB IBB HBP BLK WP HR S P ERA WHIP															
Kevin Foster, R ERA: 4.49 (1, 1)	7.1		5	3	3	4	1	0	0	0	0	0	2	64	96	3.68	0.818											
Bob Patterson, L ERA: 3.35 (8, 1)	0.2		0	0	0	0	0	0	0	0	0	0	0	10	12	0.00	0.000											
Terry Adams, R ERA: 3.86 (9, 1)	1.1	L	8	4	1	1	0	0	0	0	0	0	0	10	16	6.75	3.000											
Ramon Tatis, L ERA: 3.88 (10, 1)	0.0		1	1	0	0	0	0	0	0	0	1	0	2	4	∞	∞											



Batter	1	2	3	4	5	6	7	8	9	AB R H RBI BB SO LOB	TOP		
Quilvio Veras, S (1, 4) OBP: 0.359, SLG: 0.354 CFC X	0-2 G4-3 ①		1-1 G4-3 ③		3-2 1B			4-1 FC6-4 BB		3 0 1 0 1 0 0			
Steve Finley, L (1, 8) OBP: 0.310, SLG: 0.469 BCBFB X	3-2 G4-3 ②			4-1 2B BB	1-2 L9 ③			1-2 FC6-4 1B 1-2f		3 2 0 0 1 0 2			
Tony Gwynn, L (1, 9) OBP: 0.414, SLG: 0.566 X	0-0 G4-3 ③			2-1 F8		1-2 G4-6-3 1B		0-0 F7		4 0 1 0 0 0 2			
Ken Caminiti, S (1, 5) OBP: 0.362, SLG: 0.457 B X		1-2 G4-3 ①		2-1 2B		1-0 F7		1-1 1B		4 1 2 0 0 0 1			
Wally Joyner, L (1, 3) OBP: 0.398, SLG: 0.499 Ruben Rivera, R (8, PR) Archi Cianfrocco, R (8, 3) OBP: 0.319, SLG: 0.345 B B B T B			4-1	0-0 2B		1-1 G4-6-3 1-2f		0-2 CS 1B 1-2 2-H		3 0 2 3 1 0 1 0 0 0 0 0 0 0 0 0 0 0 0 0 0			
Greg Vaughn, R (1, 7) OBP: 0.316, SLG: 0.392 C C C C		1-3 K ②		0-2 G6-3			0-3 K ①	1-0 CS 1-2	0-3 K ①	4 0 0 0 0 3 2			
Chris Gomez, R (1, 6) OBP: 0.329, SLG: 0.336 S T T B B		2-3 K ③		0-0 F8			0-1 1B		0-1 F9 ②	4 0 1 0 0 1 2			
John Flaherty, R (1, 2) OBP: 0.303, SLG: 0.380 T B B T B C			1-2 K ①		0-1 G5-3 ①		1-3 K ②		3-2 F8 ③	4 0 0 0 0 2 1			
Pete Smith, R (1, 1) OBP: 0.118, SLG: 0.063 Will Cunnane, R (6, 1) OBP: 0.462, SLG: 0.545 Craig Shipley, R (7, PH) OBP: 0.295, SLG: 0.493 Dario Veras, R (7, 1) X			0-1 G3-1 ②		1-2 K ②		3-2 G6-3 ③			2 0 0 0 0 1 0 0 0 0 0 0 0 0 1 0 0 0 0 0 1 0 0 0 0 0 0 0			
Inning Stats	R: 0 E: 0 K: 0 S: 8 H: 0 LOB: 0 BB: 0 P: 11	R: 0 E: 0 K: 2 S: 10 H: 0 LOB: 1 BB: 1 P: 18	R: 0 E: 0 K: 1 S: 9 H: 0 LOB: 0 BB: 0 P: 11	R: 2 E: 0 K: 0 S: 10 H: 2 LOB: 1 BB: 1 P: 18	R: 0 E: 0 K: 1 S: 15 H: 1 LOB: 1 BB: 0 P: 20	R: 0 E: 0 K: 0 S: 6 H: 1 LOB: 0 BB: 0 P: 9	R: 0 E: 0 K: 2 S: 13 H: 1 LOB: 1 BB: 0 P: 17	R: 1 E: 0 K: 0 S: 11 H: 2 LOB: 2 BB: 1 P: 18	R: 0 E: 0 K: 1 S: 9 H: 0 LOB: 0 BB: 0 P: 12	1B: 5 2B: 2 3B: 0 HR: 0 SF: 0 SAC: 0 DP: 1 HBP: 0	WP: 0 PB: 0 SB: 0 CS: 1 PA: 36		
PITCHER	IP WLS BF H R ER SO BB IBB HBP BLK WP HR S P ERA WHIP											PITCHER	IP WLS BF H R ER SO BB IBB HBP BLK WP HR S P ERA WHIP
Jon Lieber, R (1, 1) ERA: 4.58	7.0 W 27 5 2 2 6 2 0 0 0 0 0 0 71 104 2.57 1.000												
Ricardo Rincon, L (8, 1) ERA: 3.88	0.2 5 2 1 1 0 1 0 0 0 0 0 0 11 17 13.50 4.500												
Marc Wilkins, R (8, 1) ERA: 4.27	0.1 0 0 0 0 0 0 0 0 0 0 0 0 1 0.00 0.000												
Rich Loiselle, R (9, 1) ERA: 2.97	1.0 S 3 0 0 0 0 1 0 0 0 0 0 0 9 12 0.00 0.000												

San Diego Padres @ Pittsburgh Pirates
 Three Rivers Stadium, Pittsburgh, PA

Tue Aug 19 1997, 7:05 PM EDT
 Att. 12,411 - Unknown - 72 F

livebaseballscorecards.com

AB	32
R	3
H	7
RBI	3
BB	3
SO	7
LOB	12



Batter	1	2	3	4	5	6	7	8	9
Tony Womack, L OBP: 0.330, SLG: 0.392 (1, 4)	1-1 HR		1-0 P6		1-2 F8-2 1B		0-2 G5-3		
Jermaine Allensworth, R OBP: 0.347, SLG: 0.348 (1, 8)	0-1 P4		1-1 P4		1-2 F8-2 1-H		1-1 G5-3		
Al Martin, L OBP: 0.361, SLG: 0.439 (1, 7)	0-1 G4-3		0-0 G3-1			4-0 F9 1B BB	0-3 K		
Ricardo Rincon, L (8, 1)									
Marc Wilkins, R (8, 1)									
Rich Loiselle, R (9, 1)									
Eddie Williams, R OBP: 0.300, SLG: 0.459 (1, 3)	0-2 1B			1-3 K		2-3 K		3-3 K	
Turner Ward, S OBP: 0.373, SLG: 0.474 (8, 7)									
Joe Randa, R OBP: 0.358, SLG: 0.440 (1, 5)	2-1 1B			4-2 G3 1B BB		4-1 1B 2B BB		0-0 F7	
Dale Sveum, S OBP: 0.348, SLG: 0.500 (1, 6)	1-2 G6-3			0-0 G3		1-1 F9		1-0 G2-3	
Jose Guillen, R OBP: 0.306, SLG: 0.431 (1, 9)		0-0 G6-3		2-0 1B		2-1 2B 1B			
Keith Osik, R OBP: 0.315, SLG: 0.369 (1, 2)		1-0 F7		0-0 F7		3-2 2B			
Jon Lieber, L OBP: 0.120, SLG: 0.122 (1, 1)		0-0 G5-3			0-0 L1	2-1 F7			
Kevin Polcovich, R OBP: 0.359, SLG: 0.405 (8, 6)									

Inning Stats	R: 1 E: 0 K: 0 S: 14	H: 3 LOB: 2 BB: 0 P: 18	R: 0 E: 0 K: 0 S: 3	H: 0 LOB: 0 BB: 0 P: 4	R: 0 E: 0 K: 0 S: 4	H: 0 LOB: 0 BB: 0 P: 6	R: 1 E: 0 K: 1 S: 8	H: 1 LOB: 1 BB: 1 P: 15	R: 0 E: 0 K: 0 S: 10	H: 1 LOB: 0 BB: 0 P: 12	R: 3 E: 0 K: 1 S: 17	H: 2 LOB: 1 BB: 2 P: 35	R: 0 E: 0 K: 1 S: 10	H: 0 LOB: 0 BB: 0 P: 11	R: 0 E: 0 K: 1 S: 5	H: 0 LOB: 0 BB: 0 P: 9
--------------	-------------------------------	----------------------------------	------------------------------	---------------------------------	------------------------------	---------------------------------	------------------------------	----------------------------------	-------------------------------	----------------------------------	-------------------------------	----------------------------------	-------------------------------	----------------------------------	------------------------------	---------------------------------

PITCHER	IP	WLS	BF	H	R	ER	SO	BB	IBB	HBP	BLK	WP	HR	S	P	ERA	WHIP
Pete Smith, R ERA: 5.03 (1, 1)	5.2	L	26	7	5	5	2	3	0	0	0	0	1	54	86	7.94	1.765
Will Cunnane, R ERA: 5.24 (6, 1)	0.1		1	0	0	0	0	0	0	0	0	0	2	4	0.00	0.000	
Dario Veras, R ERA: 3.77 (7, 1)	2.0		6	0	0	0	2	0	0	0	0	0	15	20	0.00	0.000	

BOTTOM

San Diego Padres @ Pittsburgh Pirates
Three Rivers Stadium, Pittsburgh, PA

Tue Aug 19 1997, 7:05 PM EDT
Att. 12,411 - Unknown - 72 F

AB	R	H	RBI	BB	SO	LOB
4	1	2	1	0	0	0
4	0	0	0	0	0	1
3	1	0	0	1	1	0
0	0	0	0	0	0	0
0	0	0	0	0	0	0
0	0	0	0	0	0	0
3	0	1	0	0	2	1
1	0	0	0	0	1	0
2	2	1	0	2	0	0
4	0	0	0	0	0	5
3	1	2	2	0	0	0
3	0	1	2	0	0	1
3	0	0	0	0	0	1
0	0	0	0	0	0	0

livebaseballscorecards.com

AB	30
R	5
H	7
RBI	5
BB	3
SO	4
LOB	9

P

WP	PA
0	33
0	
0	
0	

Batter	1	2	3	4	5	6	7	8	9
Tony Womack, L (1, 4) OBP: 0.330, SLG: 0.394	2-2 G1-3		1-1 S E 2B		0-2 1B	0-0 L3		1-2 G5-3	
Jermaine Allensworth, R (1, 8) OBP: 0.354, SLG: 0.357	3-2 P3		1-1 2-H 1B		2-2 1B		4-2 SH 1B BB	1-2 WP 3B 2B	
Al Martin, L (1, 7) OBP: 0.362, SLG: 0.445	2-2 G4-3		0-1 G4-3		0-2 F8		1-0 SH 1B 1B	2-0 3B	
Eddie Williams, R (1, 3) OBP: 0.302, SLG: 0.450		0-1 18 G6-3 G4-3 1B		1-3 K		2-3 K	0-0 SH 1B G6-3	3-3 K	
Emil Brown, R (7, PR) OBP: 0.299, SLG: 0.277									
Dale Sveum, S (8, 3) OBP: 0.347, SLG: 0.498									
Joe Randa, R (1, 5) OBP: 0.360, SLG: 0.441		0-2 G4-3		3-2 18 FC5-4 1B		2-1 G5-3	1-0 G6-3 1B		
18 Jason Kendall, R (1, 2) OBP: 0.399, SLG: 0.443		0-1 G6-3		1 SAFE 2-2 FC5-4 1-2f		1-0 1B 2B	2-0 P4		
Jose Guillen, R (1, 9) OBP: 0.306, SLG: 0.429		0-0 G4-3		0-3 K		0-2 1B 1B	2-1 G6-3		
Kevin Polcovich, R (1, 6) OBP: 0.357, SLG: 0.402			1-0 G5-3		0-1 G1-3	0-0 1B 1B	1-2 P3		
Jason Schmidt, R (1, 1) OBP: 0.133, SLG: 0.136			2-3 K		2-3 K	0-0 1B		2-3 K	
Rich Loiselle, R (9, 1)									

Inning Stats	R: 0	H: 0	E: 0	K: 0	S: 10	R: 0	H: 1	E: 0	K: 0	S: 8	R: 1	H: 2	E: 0	K: 1	S: 10	R: 0	H: 1	E: 0	K: 2	S: 15	R: 0	H: 2	E: 0	K: 1	S: 18	R: 2	H: 4	E: 1	K: 0	S: 11	R: 3	H: 2	E: 0	K: 2	S: 13	R: 1	H: 2	E: 0	K: 2	S: 13				
	0	0	0	0	17	0	1	0	0	8	1	2	0	1	15	0	1	0	1	21	0	2	0	1	22	0	4	1	0	22	0	2	0	11	1	2	0	2	13	1	2	0	2	13

PITCHER	IP	WLS	BF	H	R	ER	SO	BB	IBB	HBP	BLK	WP	HR	S	P	ERA	WHIP
Andy Ashby, R (1, 1) ERA: 4.27	6.0	L	30	11	5	5	5	1	0	0	0	0	0	77	109	7.50	2.000
Doug Bochtler, R (7, 1) ERA: 4.75	1.0		5	1	1	0	0	0	0	0	0	0	0	8	14	0.00	1.000
Will Cunnane, R (8, 1) ERA: 5.29	1.0		5	2	1	1	2	0	0	0	0	1	0	13	22	9.00	2.000

AB	R	H	RBI	BB	SO	LOB
5	1	2	0	0	0	2
4	2	3	0	1	0	0
5	1	2	1	0	0	3
3	0	1	0	0	2	0
0	1	0	0	0	0	0
1	0	0	0	0	1	1
4	0	2	2	0	0	1
4	1	1	0	0	0	4
4	1	1	1	0	1	3
4	0	1	1	0	0	2
4	0	1	1	0	3	0
0	0	0	0	0	0	0

AB	R	H	RBI	BB	SO	LOB
38	7	14	6	1	7	16



San Diego Padres @ Pittsburgh Pirates
 Three Rivers Stadium, Pittsburgh, PA
 Wed Aug 20 1997, 7:05 PM EDT
 Att: 10,222 - Unknown - 68 F

BOTTOM

Batter	1	2	3	4	5	6	7	8	9	AB R H RBI BB SO LOB	TOP		
Quilvio Veras, S (1, 4) <small>OBP: 0.364, SLG: 0.352</small>	1-0 	2-1 		4-0 		4-1 	4-1 		4-2 	2 1 0 0 4 0 0			
Steve Finley, L (1, 8) <small>OBP: 0.310, SLG: 0.477</small>	0-1 		0-2 	3-2 		1-3 	0-1 		0-3 	6 2 2 3 0 2 5			
Tony Gwynn, L (1, 9) <small>OBP: 0.416, SLG: 0.568</small>	4-0 		1-1 	1-2 		0-0 		2-2 	3-3 	4 1 1 1 1 1 2			
Ken Caminiti, S (1, 5) <small>OBP: 0.363, SLG: 0.465</small>	2-3 		3-2 	1-0 		4-0 		3-2 	1-3 	5 1 3 1 1 2 3			
Mark Sweeney, L (1, 3) <small>OBP: 0.357, SLG: 0.366</small> Tim Worrell, R (8, 1) <small>OBP: 0.294, SLG: 0.200</small> Trevor Hoffman, R (9, 1) <small>OBP: 0.500, SLG: 0.500</small>	4-0 		4-2 	2-1 		2-3 		1-0 		3 0 0 0 2 1 3 0 0 0 0 0 0 0 0 0 0 0 0 0 0			
Greg Vaughn, R (1, 7) <small>OBP: 0.326, SLG: 0.408</small>	3-2 		0-0 		2-2 		0-1 	4-2 		4 2 3 2 1 0 2			
Craig Shipley, R (1, 6) <small>OBP: 0.298, SLG: 0.475</small>	0-3 			0-0 	2-2 		2-2 	4-2 		4 1 1 0 1 1 3			
Carlos Hernandez, R (1, 2) <small>OBP: 0.345, SLG: 0.494</small>		0-2 		0-0 	0-0 		0-2 	1-3 		5 1 2 2 0 1 2			
Sterling Hitchcock, L (1, 1) <small>OBP: 0.136, SLG: 0.073</small> Sean Bergman, R (6, 1) <small>OBP: 0.250, SLG: 0.333</small> Archi Cianfrocco, R (8, 3) <small>OBP: 0.323, SLG: 0.350</small>		1-3 		2-3 	2-2 		0-0 		1-0 	3 0 0 0 0 2 1 0 0 0 0 0 0 0 1 0 1 0 0 0 0			
Inning Stats	R: 2 H: 2 E: 0 LOB: 2 K: 2 BB: 2 S: 14 P: 28	R: 0 H: 0 E: 0 LOB: 0 K: 1 BB: 0 S: 8 P: 11	R: 0 H: 1 E: 0 LOB: 2 K: 0 BB: 1 S: 11 P: 19	R: 4 H: 4 E: 0 LOB: 1 K: 1 BB: 1 S: 15 P: 28	R: 1 H: 1 E: 0 LOB: 0 K: 0 BB: 0 S: 11 P: 17	R: 0 H: 1 E: 0 LOB: 2 K: 2 BB: 2 S: 10 P: 21	R: 1 H: 2 E: 0 LOB: 2 K: 0 BB: 1 S: 13 P: 19	R: 1 H: 1 E: 0 LOB: 2 K: 1 BB: 2 S: 14 P: 32	R: 0 H: 1 E: 0 LOB: 2 K: 3 BB: 1 S: 14 P: 23	1B: 6 SF: 1 2B: 3 SAC: 1 3B: 1 DP: 0 HR: 3 HBP: 0	WP: 0 PA: 49 PB: 0 SB: 1 CS: 2		
PITCHER	IP WLS BF H R ER SO BB IBB HBP BLK WP HR S P ERA WHIP											PITCHER	IP WLS BF H R ER SO BB IBB HBP BLK WP HR S P ERA WHIP
67 Francisco Cordova, R (1, 1) <small>ERA: 3.41</small> Matt Ruebel, L (4, 1) <small>ERA: 6.88</small> Jeff Wallace, L (6, 1) <small>ERA:</small> Clint Sodowsky, R (7, 1) <small>ERA: 3.89</small> Jason Christiansen, L (9, 1) <small>ERA: 4.43</small>	3.1 L 20 6 6 6 4 4 0 0 0 0 1 41 75 16.20 3.000												

San Diego Padres @ Pittsburgh Pirates
 Three Rivers Stadium, Pittsburgh, PA

AB	37
R	9
H	13
RBI	9
BB	10
SO	10
LOB	21



Thu Aug 21 1997, 7:05 PM EDT
 Att. 13,129 - Unknown - 67 F

livebaseballscorecards.com

Batter	1	2	3	4	5	6	7	8	9	AB	R	H	RBI	BB	SO	LOB	
Jermaine Allensworth, R (1, 8) <small>OBP: 0.357, SLG: 0.361</small> Jeff Wallace, L (6, 1) <small>OBP: 0.330, SLG: 0.393</small> Tony Womack, L (7, 4)	 <small>4-2</small>		 <small>1-1</small>		 <small>2-2</small>		 <small>0-0</small>			2	2	1	0	1	0	1	
Joe Randa, R (1, 4) <small>OBP: 0.361, SLG: 0.440</small>	 <small>2-3</small>		 <small>1-1</small>		 <small>4-1</small>		 <small>1-1</small>			3	0	1	0	1	1	2	
Al Martin, L (1, 7) <small>OBP: 0.361, SLG: 0.449</small>	 <small>1-1</small>		 <small>0-0</small>		 <small>2-2</small>		 <small>1-3</small>			4	1	1	2	0	1	3	
Eddie Williams, R (1, 3) <small>OBP: 0.298, SLG: 0.432</small>	 <small>2-2</small>		 <small>3-2</small>		 <small>1-0</small>		 <small>1-2</small>			4	0	1	1	0	0	3	
Mark Smith, R (1, 9) <small>OBP: 0.336, SLG: 0.504</small>	 <small>1-2</small>			 <small>3-2</small>		 <small>1-0</small>		 <small>2-0</small>		4	1	1	1	0	0	2	
18 Jason Kendall, R (1, 2) <small>OBP: 0.395, SLG: 0.439</small>	 <small>1-1</small>			 <small>0-1</small>		 <small>3-3</small>		 <small>2-1</small>		4	0	0	0	0	1	1	
Dale Sveum, S (1, 5) <small>OBP: 0.343, SLG: 0.492</small> Clint Sodowsky, L (7, 1) <small>OBP: 0.500, SLG: 0.500</small> Jason Christiansen, R (9, 1) Turner Ward, S (9, PH) <small>OBP: 0.381, SLG: 0.474</small>		 <small>0-3</small>		 <small>0-2</small>		 <small>0-2</small>		 <small>4-1</small>		3	0	0	0	0	2	0	
Kevin Polcovich, R (1, 6) <small>OBP: 0.351, SLG: 0.395</small>		 <small>0-1</small>		 <small>1-1</small>		 <small>0-1</small>		 <small>0-3</small>		4	0	0	0	0	1	1	
67 Francisco Cordova, R (1, 1) <small>OBP: 0.151, SLG: 0.082</small> Matt Ruebel, L (4, 1) Jose Guillen, R (5, PH) <small>OBP: 0.306, SLG: 0.428</small> (6, 8)		 <small>1-3</small>			 <small>1-1</small>		 <small>1-1</small>		 <small>0-3</small>		1	0	0	0	0	1	0

Inning Stats	R: 2	H: 2	E: 0	K: 1	S: 17	LOB: 1	BB: 1	P: 28	R: 0	H: 0	E: 0	K: 2	S: 8	LOB: 0	BB: 0	P: 9	R: 1	H: 1	E: 0	K: 0	S: 9	LOB: 0	BB: 0	P: 14	R: 0	H: 1	E: 0	K: 0	S: 10	LOB: 2	BB: 1	P: 20	R: 0	H: 0	E: 0	K: 2	S: 7	LOB: 0	BB: 0	P: 11	R: 0	H: 0	E: 0	K: 0	S: 5	LOB: 0	BB: 0	P: 6	R: 0	H: 1	E: 0	K: 1	S: 9	LOB: 1	BB: 0	P: 14	R: 0	H: 0	E: 0	K: 2	S: 9	LOB: 1	BB: 1	P: 15	1B: 3	SF: 0	2B: 1	SAC: 0	3B: 1	DP: 0	HR: 1	HBP: 0	WP: 0	PA: 36
--------------	------	------	------	------	-------	--------	-------	-------	------	------	------	------	------	--------	-------	------	------	------	------	------	------	--------	-------	-------	------	------	------	------	-------	--------	-------	-------	------	------	------	------	------	--------	-------	-------	------	------	------	------	------	--------	-------	------	------	------	------	------	------	--------	-------	-------	------	------	------	------	------	--------	-------	-------	-------	-------	-------	--------	-------	-------	-------	--------	-------	--------

PITCHER	IP	WLS	BF	H	R	ER	SO	BB	IBB	HBP	BLK	WP	HR	S	P	ERA	WHIP
Sterling Hitchcock, L (1, 1) <small>ERA: 4.66</small>	5.0	W	22	5	4	4	3	2	0	0	0	0	1	56	87	7.20	1.400
Sean Bergman, R (6, 1) <small>ERA: 5.29</small>	2.0		6	0	0	0	2	0	0	0	0	0	0	12	17	0.00	0.000
Tim Worrell, R (8, 1) <small>ERA: 4.55</small>	1.0		4	1	0	0	1	0	0	0	0	0	0	9	14	0.00	1.000
Trevor Hoffman, R (9, 1) <small>ERA: 2.88</small>	1.0		4	0	0	0	2	1	0	0	0	0	0	9	15	0.00	1.000

BOTTOM

San Diego Padres @ Pittsburgh Pirates
 Three Rivers Stadium, Pittsburgh, PA

Thu Aug 21 1997, 7:05 PM EDT
 Att: 13,129 - Unknown - 67 F

AB	33
R	4
H	6
RBI	4
BB	3
SO	8
LOB	14

PITCHER	IP	WLS	BF	H	R	ER	SO	BB	IBB	HBP	BLK	WP	HR	S	P	ERA	WHIP
---------	----	-----	----	---	---	----	----	----	-----	-----	-----	----	----	---	---	-----	------

Batter	1	2	3	4	5	6	7	8	9	AB R H RBI BB SO LOB	TOP											
Quilvio Veras, S (1, 4) OBP: 0.366, SLG: 0.354 F C B S	1-3 K2-3		2-2 G4-3		0-1 G1-3		1-2 G4-3	4-1 BB		4 0 0 0 1 1 0												
Steve Finley, L (1, 8) OBP: 0.315, SLG: 0.486 C F C S	0-3 K		3-0 HR		0-1 1B SF6		0-0 G3-1	0-2 P5		5 2 2 1 0 1 3												
Tony Gwynn, L (1, 9) OBP: 0.417, SLG: 0.569 B F C F C B S	2-2 G6-3		0-0 2B		0-1 1B		3-1 1B 1B		4-1 HR BB	4 1 3 0 1 0 0												
Ken Caminiti, S (1, 5) OBP: 0.368, SLG: 0.474 B B B S		3-0 1B 1B	0-3 K		1-0 SF6		1-0 1B		1-1 HR	4 1 3 3 0 1 1												
Mark Sweeney, L (1, 3) OBP: 0.360, SLG: 0.364 Archi Cianfrocco, R (7, PH) OBP: 0.323, SLG: 0.350 Sean Bergman, R (7, 1) OBP: 0.250, SLG: 0.333 Chris Jones, R (9, PH) OBP: 0.341, SLG: 0.463 X	0-0 L6			0-1 1B 1B	3-0 F8		1-3 K		3-2 F7 2B	3 0 1 0 0 0 2 1 0 0 0 0 1 2 0 0 0 0 0 0 0 1 0 1 0 0 0 0												
Greg Vaughn, R (1, 7) OBP: 0.321, SLG: 0.395 B B B S X F C B S	2-2 F7			3-3 K		3-2 G6-3		3-2 E4 2B	2-2 P5	5 0 0 0 0 1 3												
Chris Gomez, R (1, 6) OBP: 0.327, SLG: 0.334 C B T X SAFE	1-1 1B			2-0 F9		0-0 F9		0-0 2B	3-2 F7	5 0 2 0 0 0 2												
John Flaherty, R (1, 2) OBP: 0.304, SLG: 0.377 B B B S X C B B S	2-1 F9			0-2 1B		3-1 F8		1-0 G5-3	4-1 FC5-4 BB	4 0 1 0 1 0 4												
Paul Menhart, R (1, 1) Craig Shipley, R (7, PH) OBP: 0.307, SLG: 0.506 B C X (7, 3)			1-1 G3-1	0-1 B2-3			0-0 HR	0-3 K	0-1 FC5-4	2 0 0 0 0 0 2 3 1 1 1 0 1 4												
Inning Stats	R: 0 E: 0 K: 2 S: 11	H: 0 LOB: 0 BB: 0 P: 14	R: 0 E: 0 K: 0 S: 9	H: 2 LOB: 2 BB: 0 P: 17	R: 1 E: 0 K: 1 S: 10	H: 2 LOB: 1 BB: 0 P: 16	R: 0 E: 0 K: 1 S: 16	H: 2 LOB: 2 BB: 0 P: 20	R: 1 E: 0 K: 0 S: 8	H: 2 LOB: 1 BB: 0 P: 12	R: 0 E: 0 K: 0 S: 6	H: 0 LOB: 0 BB: 0 P: 12	R: 1 E: 0 K: 1 S: 11	H: 3 LOB: 2 BB: 0 P: 17	R: 0 E: 1 K: 1 S: 12	H: 1 LOB: 3 BB: 1 P: 20	R: 2 E: 0 K: 0 S: 17	H: 2 LOB: 2 BB: 2 P: 34	1B: 8 2B: 3 3B: 0 HR: 3	SF: 1 SAC: 0 DP: 0 HBP: 0	WP: 0 PB: 0 SB: 0 CS: 0	PA: 45
PITCHER	IP WLS BF H R ER SO BB IBB HBP BLK WP HR S P ERA WHIP																					
Dave Micki, R (1, 1) ERA: 4.63	6.2 W 30 10 3 3 4 0 0 0 0 0 0 2 67 102 4.05 1.500																					
Yorkis Perez, L (7, 1) ERA: 18.0	0.0 1 1 0 0 0 0 0 0 0 0 0 0 1 2 ∞ ∞																					
Greg McMichael, R (7, 1) ERA: 2.97	1.1 7 1 0 0 2 1 0 0 0 0 0 0 15 24 0.00 1.500																					
Turk Wendell, R (9, 1) ERA: 4.0	0.2 6 2 2 2 0 2 0 0 0 0 0 1 15 32 27.00 6.000																					
John Franco, L (9, 1) ERA: 2.28	0.1 S 1 0 0 0 0 0 0 0 0 0 0 0 2 2 0.00 0.000																					

San Diego Padres @ New York Mets
 Shea Stadium, Flushing, NY
 Sat Aug 23 1997, 7:05 PM EDT
 Att. 34,823 - Unknown - 74 F

AB	41
R	5
H	14
RBI	5
BB	3
SO	6
LOB	23



Batter	1	2	3	4	5	6	7	8	9	AB R H RBI BB SO LOB	TOP												
Craig Shipley, R OBP: 0.293, SLG: 0.483 (1, 4) B X	1-0 F9	1-0 F9			0-0 G5-3		2-2 F7			4 0 0 0 0 0 1													
Chris Jones, R OBP: 0.346, SLG: 0.464 (1, 8) (9, 7) C B B X	2-1 CS 1B		0-0 G5-3		0-1 G6-3		3-1 FC6 1B			4 0 2 0 0 0 0													
Tony Gwynn, L OBP: 0.418, SLG: 0.571 (1, 9) C F B C	1-3 1-2		0-1 G6-4-3 1B		1-1 2B		0-1 FC6 1-2f			4 0 2 0 0 1 2													
Ken Caminiti, S OBP: 0.367, SLG: 0.471 (1, 5) B X		1-0 E 3B 1B	2-1 G6-4-3 1-2f		0-1 F8			1-3 K		4 1 1 0 0 1 2													
Greg Vaughn, R OBP: 0.317, SLG: 0.389 Trevor Hoffman, R OBP: 0.500, SLG: 0.500 (1, 7) (9, 1) S X	0-1 E4 3B			1-0 G6-3		0-0 F7		0-0 G6-3		4 1 0 0 0 0 1 0 0 0 0 0 0 0													
Carlos Hernandez, R OBP: 0.341, SLG: 0.463 (1, 2) C B B B		2-3 K 1-2		0-1 P4		0-1 1B 1B		0-2 G5-3		4 0 1 0 0 1 2													
Chris Gomez, R OBP: 0.329, SLG: 0.336 (1, 6) C B B B C		3-3 K		1-0 BB 1B		2-1 G4-6-3 1B			2-2 G5-3	4 0 2 0 0 1 2	AB 34												
Archi Cianfrocco, R OBP: 0.326, SLG: 0.346 (1, 3) C B B B		4-0 3B IBB		4-2 SAFE SAFE 1-2 BB		1-0 G4-6-3 1-2f			0-2 G5-3	2 1 0 0 2 0 2	R 3												
Pete Smith, R OBP: 0.150, SLG: 0.211 Tim Worrell, R OBP: 0.294, SLG: 0.200 Steve Finley, L OBP: 0.315, SLG: 0.485 (1, 1) (7, 1) (9, PH) (9, 8) C B B X	2-1 3B		1-2 G6-3				1-3 K		0-3 K	3 0 1 3 0 1 2 0 0 0 0 0 0 0 1 0 0 0 0 1 0	H 9												
Inning Stats	R: 0 E: 0 K: 1 S: 6	H: 1 LOB: 0 BB: 0 P: 10	R: 3 E: 1 K: 2 S: 12	H: 2 LOB: 1 BB: 1 P: 25	R: 0 E: 0 K: 0 S: 5	H: 1 LOB: 0 BB: 0 P: 7	R: 0 E: 0 K: 0 S: 11	H: 1 LOB: 2 BB: 1 P: 17	R: 0 E: 0 K: 0 S: 7	H: 1 LOB: 1 BB: 0 P: 8	R: 0 E: 0 K: 1 S: 10	H: 1 LOB: 1 BB: 0 P: 16	R: 0 E: 0 K: 1 S: 7	H: 0 LOB: 0 BB: 0 P: 8	R: 0 E: 0 K: 1 S: 9	H: 0 LOB: 0 BB: 0 P: 11	1B: 7 2B: 1 3B: 1 HR: 0	SF: 0 SAC: 0 DP: 2 HBP: 0	WP: 0 PB: 0 SB: 1 CS: 1	PA: 36			
PITCHER Brian Bohanon, L ERA: 3.22 Cory Lidle, R ERA: 3.9	IP 7.0 2.0	WLS L 6	BF 30 6	H 9 0	R 3 0	ER 0 0	SO 4 2	BB 1 0	IBB 1 0	HBP 0 0	BLK 0 0	WP 0 0	HR 0 0	S 57 16	P 92 19	ERA 0.00 0.00	WHIP 1.429 0.000						

San Diego Padres @ New York Mets
Shea Stadium, Flushing, NY
Sun Aug 24 1997, 3:33 AM EDT
Att. 28,798 - Cloudy - 75 F

livebaseballscorecards.com



Batter	1	2	3	4	5	6	7	8	9	AB	R	H	RBI	BB	SO	LOB
Brian McRae, S OBP: 0.325, SLG: 0.368 Cory Lidle, R (8, 1)	0-2 F8 G5-3 1B		1-2 G3			3-2 G3-1	0-2 FC3-6 2B 1-2f 2-3			4	0	1	0	0	0	2
Edgardo Alfonzo, R OBP: 0.399, SLG: 0.456 (1, 5)	2-1 G5-3 1-2			4-0 S BB		4-2 FC3-6 S BB	1 SAFE 2-0 2B 1-3 3-H			2	0	1	1	2	0	1
John Olerud, L OBP: 0.393, SLG: 0.471 (1, 3)	0-1 F8 2-3			3-3 S BB		4-2 FC3-6 BB	1-1 G5-3			3	0	0	0	1	1	4
Todd Hundley, S OBP: 0.402, SLG: 0.568 (1, 2)	3-2 G4-3			0-1 L6		1-0 FC3-6 1-2f 2-3		0-0 F8		4	0	0	0	0	0	4
Carlos Baerga, S OBP: 0.322, SLG: 0.412 (1, 4)		1-3 K		4-2 BB		0-2 G1-3		1-3 K		3	0	0	0	1	2	2
Butch Huskey, R OBP: 0.310, SLG: 0.489 (1, 9)		1-0 G4-3		1-0 F9			0-0 HR	2-2 G6-3		4	1	1	1	0	0	2
Bernard Gilkey, R OBP: 0.308, SLG: 0.349 (1, 7)		0-0 G6-3			0-2 F9		4-2 CS BB		1-3 K	3	0	0	0	1	1	0
Rey Ordonez, R OBP: 0.264, SLG: 0.270 Luis Lopez, S OBP: 0.338, SLG: 0.373 (7, PH) (8, 6)			1-2 P3		0-0 F8		2-2 FC3-6 1B 1-2 2B 1B		1-2 P5	2	0	0	0	0	0	0
Brian Bohanon, L OBP: 0.150, SLG: 0.158 Carl Everett, S OBP: 0.303, SLG: 0.432 (7, PH) (8, 8)			3-2 F8		0-2 G5-3		0-1 FC3-6 1-2 1B		3-3 K	2	0	0	0	0	0	0

Inning Stats	R: 0	H: 1	E: 0	K: 0	S: 11	R: 0	H: 0	E: 0	K: 1	S: 5	R: 0	H: 0	E: 0	K: 0	S: 12	R: 0	H: 0	E: 0	K: 1	S: 10	R: 0	H: 0	E: 0	K: 0	S: 7	R: 2	H: 4	E: 0	K: 0	S: 14	R: 0	H: 0	E: 0	K: 1	S: 7	R: 0	H: 0	E: 0	K: 2	S: 11	R: 0	H: 0	E: 0	K: 1	S: 16	1B: 3	2B: 1	3B: 0	HR: 1	SF: 0	SAC: 0	DP: 0	HBP: 0	WP: 0	PB: 0	SB: 2	CS: 1	PA: 36
--------------	------	------	------	------	-------	------	------	------	------	------	------	------	------	------	-------	------	------	------	------	-------	------	------	------	------	------	------	------	------	------	-------	------	------	------	------	------	------	------	------	------	-------	------	------	------	------	-------	-------	-------	-------	-------	-------	--------	-------	--------	-------	-------	-------	-------	--------

PITCHER	IP	WLS	BF	H	R	ER	SO	BB	IBB	HBP	BLK	WP	HR	S	P	ERA	WHIP
Pete Smith, R ERA: 4.78 (1, 1)	6.0	W	25	2	2	2	2	5	0	0	0	0	1	62	101	3.00	1.167
Tim Worrell, R ERA: 4.5 (7, 1)	2.0		8	3	0	0	1	0	0	0	0	0	0	18	26	0.00	1.500
Trevor Hoffman, R ERA: 3.18 (9, 1)	1.0	S	3	0	0	0	2	0	0	0	0	0	0	11	16	0.00	0.000

BOTTOM

San Diego Padres @ New York Mets
Shea Stadium, Flushing, NY
Sun Aug 24 1997, 3:33 AM EDT
Att: 28,798 - Cloudy - 75 F

livebaseballscores.com

AB	31
R	2
H	5
RBI	2
BB	5
SO	5
LOB	15



Batter	1	2	3	4	5	6	7	8	9	AB R H RBI BB SO LOB	TOP
Quilvio Veras, S (1, 4) OBP: 0.364, SLG: 0.350 BB BB BB	4-1 	0-0 G4-3 			1-1 G4-3 		0-0 G6-3 		0-0 L7 	4 0 0 0 1 0 2	San Diego Padres @ Philadelphia Phillies Veterans Stadium, Philadelphia, PA Mon Aug 25 1997, 7:05 PM EDT Overcast - 80 F
Steve Finley, L (1, 8) OBP: 0.311, SLG: 0.480 F S S SAFE	1-3 K 		2-3 K 		2-3 K 		2-2 G3 	1-2 F9 	5 0 0 0 0 3 2		
Tony Gwynn, L (1, 9) OBP: 0.420, SLG: 0.572 Craig Shipley, R (8, PR) OBP: 0.293, SLG: 0.483 C 1 D 1 SAFE X	1-1 BB BB 1-2 1B 		2-1 		1-3 K 		0-0 FC4-6 1B 2B 1B 		4 0 3 0 0 1 0 0 1 0 0 0 0 0		
Ken Caminiti, S (1, 5) OBP: 0.366, SLG: 0.469 Archi Cianfrocco, R (6, 5) OBP: 0.329, SLG: 0.349 B B C B	4-1 BB BB 1-2 BB 		0-3 K 		0-2 K 		0-1 FC4-6 1B 		2 0 0 0 1 2 1 1 0 1 0 0 0 0		
Wally Joyner, L (1, 3) OBP: 0.397, SLG: 0.495 C F B B B	4-2 		0-0 F8 		0-0 FC5-4 1B 		1-2 FC4-6 2B 1-2f 2-3 		3 0 1 0 1 0 3		
Mark Sweeney, L (1, 7) OBP: 0.357, SLG: 0.369 C X	0-1 L7 		2-3 K 		0-0 L7 		0-0 	1-3 3-H 2B 	4 0 1 1 0 1 4		
Chris Gomez, R (1, 6) OBP: 0.328, SLG: 0.335 F B C F X		2-2 G3-6-3 1B 	1-3 K 		2-1 FC5-4 1B 1-2f 		0-1 L7 	4 0 1 0 0 1 4			
Carlos Hernandez, R (1, 2) OBP: 0.347, SLG: 0.495 X		0-0 G3-6-3 1-2f 	3-2 		3-2 		1-3 K 	0-1 	4 0 2 0 0 1 1		
Will Cunnane, R (1, 1) OBP: 0.467, SLG: 0.538 Dario Veras, R (5, 1) OBP: 0.167, SLG: 0.333 Jim Bruske, R (5, 1) OBP: 0.344, SLG: 0.460 Chris Jones, R (7, PH) OBP: 0.250, SLG: 0.333 Sean Bergman, R (7, 1) OBP: 0.250, SLG: 0.333 Greg Vaughn, R (8, PH) OBP: 0.316, SLG: 0.388 B S C C B S F X	3-2 	0-1 G1-3 			2-2 L9 		1-2 L8 	2 0 1 0 0 0 1 0 0 0 0 0 0 0 0 0 0 0 0 0 0 1 0 0 0 0 0 0 0 0 0 0 0 0 0 1 0 0 0 0 0 1			
Inning Stats	R: 0 H: 1 E: 0 LOB: 3 K: 1 BB: 3 S: 11 P: 25	R: 0 H: 2 E: 0 LOB: 1 K: 0 BB: 0 S: 11 P: 16	R: 0 H: 1 E: 0 LOB: 1 K: 2 BB: 0 S: 9 P: 13	R: 0 H: 1 E: 0 LOB: 1 K: 2 BB: 0 S: 12 P: 18	R: 0 H: 0 E: 0 LOB: 0 K: 2 BB: 0 S: 8 P: 12	R: 0 H: 1 E: 0 LOB: 1 K: 1 BB: 0 S: 7 P: 9	R: 0 H: 0 E: 0 LOB: 0 K: 1 BB: 0 S: 8 P: 11	R: 1 H: 3 E: 0 LOB: 3 K: 0 BB: 0 S: 13 P: 16	R: 0 H: 1 E: 0 LOB: 1 K: 0 BB: 0 S: 10 P: 12	1B: 8 SF: 0 2B: 2 SAC: 0 3B: 0 DP: 1 HR: 0 HBP: 0	WP: 0 PA: 38 PB: 0 SB: 0 CS: 0
PITCHER Mark Leiter, R (1, 1) ERA: 5.86	IP WLS BF H R ER SO BB IBB HBP BLK WP HR S P ERA WHIP 9.0 W 38 10 1 1 9 3 0 0 0 0 0 89 132 1.00 1.444					PITCHER IP WLS BF H R ER SO BB IBB HBP BLK WP HR S P ERA WHIP					

AB	35
R	1
H	10
RBI	1
BB	3
SO	9
LOB	19



Batter	1	2	3	4	5	6	7	8	9
Midre Cummings, L (1, 8) OBP: 0.316, SLG: 0.408 	0-1 		1-0 		1-0 			0-3 	
Mickey Morandini, L (1, 4) OBP: 0.381, SLG: 0.396 Kevin Seick, R (6, 4) OBP: 0.310, SLG: 0.388 	1-3 		0-0 		0-1 			0-0 	
Rico Brogna, L (1, 3) OBP: 0.286, SLG: 0.414 Ruben Amaro Jr, S (8, 7) OBP: 0.313, SLG: 0.322 	2-2 			4-2 	4-2 			1-0 	
Mike Lieberthal, R (1, 2) OBP: 0.313, SLG: 0.478 		4-2 		1-1 	0-2 	1-1 		0-1 	
Billy McMillon, L (1, 9) OBP: 0.237, SLG: 0.306 		1-1 		0-0 	4-2 	2-2 		0-3 	
23 Kevin Jordan, R (1, 5) OBP: 0.257, SLG: 0.361 		1-0 		0-1 	2-1 	1-0 			
Mike Robertson, L (1, 7) OBP: 0.400, SLG: 0.600 		3-1 		1-2 	1-1 		2-1 		
Kevin Stocker, S (1, 6) OBP: 0.335, SLG: 0.346 			0-1 	4-2 	4-0 		2-2 		
Mark Leiter, R (1, 1) OBP: 0.156, SLG: 0.116 			1-3 	0-0 	0-0 		0-3 		

Inning Stats	R: 0	H: 1	E: 0	K: 1	S: 9	R: 0	H: 0	E: 0	K: 0	S: 8	R: 0	H: 1	E: 0	K: 1	S: 7	R: 1	H: 2	E: 0	K: 0	S: 14	R: 7	H: 6	E: 0	K: 1	S: 28	R: 0	H: 1	E: 0	K: 0	S: 6	R: 0	H: 0	E: 0	K: 1	S: 8	R: 2	H: 2	E: 0	K: 2	S: 10
	LOB: 0	BB: 0	P: 12	LOB: 1	BB: 1	P: 17	LOB: 1	BB: 0	P: 9	LOB: 3	BB: 2	P: 24	LOB: 2	BB: 3	P: 50	LOB: 0	BB: 0	P: 10	LOB: 0	BB: 0	P: 12	LOB: 0	BB: 0	P: 11	LOB: 0	BB: 0	P: 11	LOB: 0	BB: 0	P: 11	LOB: 0	BB: 0	P: 11	LOB: 0	BB: 0	P: 11	LOB: 0	BB: 0	P: 11	

PITCHER	IP	WLS	BF	H	R	ER	SO	BB	IBB	HBP	BLK	WP	HR	S	P	ERA	WHIP
Will Cunnane, R (1, 1) ERA: 5.47	4.0	L	21	6	4	4	2	4	4	0	0	0	0	43	72	9.00	2.500
Dario Veras, R (5, 1) ERA: 5.87	0.1		7	4	4	4	0	1	1	0	0	0	0	15	27	108.00	15.000
Jim Bruske, R (5, 1) ERA: 3.73	1.2		5	1	0	0	1	0	0	0	0	0	0	14	23	0.00	0.600
Sean Bergman, R (7, 1) ERA: 5.76	2.0		8	2	2	2	3	0	0	0	0	0	1	18	23	9.00	1.000

BOTTOM

San Diego Padres @ Philadelphia Phillies
 Veterans Stadium, Philadelphia, PA
 Mon Aug 25 1997, 7:05 PM EDT
 Overcast - 80 F

AB	R	H	RBI	BB	SO	LOB
5	1	4	2	0	1	0
4	1	1	0	0	2	4
1	1	1	0	0	0	0
2	2	0	0	2	0	3
1	0	0	0	0	0	1
4	2	3	4	1	0	1
4	1	1	0	1	1	2
4	0	1	1	0	0	3
4	1	2	3	0	0	1
2	1	0	0	2	0	0
4	0	0	0	0	2	6

AB	35
R	10
H	13
RBI	10
BB	6
SO	6
LOB	21

livebaseballscorecards.com

WP	PA
0	41

Batter	1	2	3	4	5	6	7	8	9	AB R H RBI BB SO LOB	TOP																
Craig Shipley, R (1, 4) OBP: 0.281, SLG: 0.462	3-2 F7		3-3 K		2-0 G5-3		3-3 K			4 0 0 0 0 2 2																	
Chris Jones, R (1, 8) OBP: 0.338, SLG: 0.452	0-3 K		2-3 K			1-2 HR BB 1B	3-2 G4-3			2 0 0 0 0 2 0 2 1 1 0 0 0 1																	
Steve Finley, L (6, PH) OBP: 0.312, SLG: 0.480																											
Tony Gwynn, L (1, 9) OBP: 0.421, SLG: 0.570	0-1 G3-1			4-2 S BB		4-0 HR BB		1-0 L7		2 1 0 0 2 0 0																	
Ken Caminiti, S (1, 5) OBP: 0.370, SLG: 0.477		4-0 BB 1B BB		4-2 G6-4-3 BB		3-1 HR		1-0 L7		2 2 1 3 2 0 0																	
Greg Vaughn, R (1, 7) OBP: 0.315, SLG: 0.384		4-2 CS 1B BB		0-3 K		2-3 K		2-3 K		3 0 0 0 1 3 2																	
Chris Gomez, R (1, 6) OBP: 0.327, SLG: 0.334		2-1 1-2 2-H 1B		1-1 G6-4-3		0-0 G6-3		0-2 G6-3		4 0 1 1 0 0 2																	
John Flaherty, R (1, 2) OBP: 0.301, SLG: 0.373		1-1 P8			3-2 F9	2-1 G5-3		1-3 K		4 0 0 0 0 1 2																	
Archi Cianfrocco, R (1, 3) OBP: 0.328, SLG: 0.348		0-3 SAFE K			2-2 F8		2-3 K		2-2 F7	1 0 0 0 0 1 2 3 0 0 0 0 1 0																	
Wally Joyner, L (5, PH) OBP: 0.394, SLG: 0.491																											
Andy Ashby, R (1, 1) OBP: 0.102, SLG: 0.085			3-3 K		0-0 2B		2-1 S 1B			2 0 1 0 0 1 0 1 0 1 0 0 0 0 0 0 0 0 0 0 0																	
Mark Sweeney, L (7, PH) OBP: 0.362, SLG: 0.374																											
Doug Bochtler, R (7, 1) OBP: 0.362, SLG: 0.374																											
Inning Stats	R: 0 E: 0 K: 1 S: 10	H: 0 LOB: 0 BB: 0 P: 13	R: 1 E: 0 K: 1 S: 11	H: 1 LOB: 2 BB: 2 P: 22	R: 0 E: 0 K: 3 S: 12	H: 0 LOB: 0 BB: 0 P: 20	R: 0 E: 0 K: 1 S: 11	H: 0 LOB: 1 BB: 2 P: 20	R: 0 E: 0 K: 0 S: 8	H: 1 LOB: 1 BB: 0 P: 15	R: 3 E: 0 K: 1 S: 11	H: 2 LOB: 0 BB: 1 P: 23	R: 0 E: 0 K: 2 S: 12	H: 1 LOB: 1 BB: 0 P: 22	R: 0 E: 0 K: 1 S: 7	H: 0 LOB: 0 BB: 0 P: 11	R: 0 E: 0 K: 1 S: 10	H: 0 LOB: 0 BB: 0 P: 13	1B: 3 2B: 2 3B: 0 HR: 1	SF: 0 SAC: 0 DP: 2 HBP: 0	WP: 0 PB: 0 SB: 2 CS: 1	PA: 35					
PITCHER	IP WLS BF H R ER SO BB IBB HBP BLK WP HR S P ERA WHIP																										
Ryan Karp, L (1, 1) ERA: 2.45	3.0		11	1	1	1	5	2	0	0	0	0	0	33	55	3.00	1.000										
Ron Blazier, R (4, 1) ERA: 5.64	2.0	W	8	1	0	0	1	2	0	0	0	0	0	19	35	0.00	1.500										
Wayne Gomes, R (6, 1) ERA: 5.67	1.0		6	2	3	3	1	1	0	0	0	0	1	11	23	27.00	3.000										
Jerry Spradlin, R (7, 1) ERA: 4.97	2.0		7	1	0	0	3	0	0	0	0	0	0	19	33	0.00	0.500										
Ricky Bottalico, R (9, 1) ERA: 3.92	1.0	S	3	0	0	0	1	0	0	0	0	0	0	10	13	0.00	0.000										

San Diego Padres @ Philadelphia Phillies
Veterans Stadium, Philadelphia, PA
Mon Aug 25 1997, 7:05 PM EDT
Att. 16,025 - Unknown - 73 F

AB	30
R	4
H	5
RBI	4
BB	5
SO	11
LOB	11



Batter	1	2	3	4	5	6	7	8	9	AB	R	H	RBI	BB	SO	LOB
Kevin Sevcik, R (1, 5) OBP: 0.295, SLG: 0.369	1-0 G5-3		0-1 G6-3		2-0 G6-3	2-0 G5-3				4	0	0	1	0	0	0
Mickey Morandini, L (1, 4) OBP: 0.380, SLG: 0.395	2-3 K		1-3 K		1-2 1B 1B		1-1 F8			4	1	1	0	0	2	0
Midre Cummings, L (1, 8) OBP: 0.319, SLG: 0.410	2-0 G4-3			2-1 2B 1B	2-0 1B 1B		0-2 G4-3			4	2	2	0	0	0	0
Rico Brogna, L (1, 3) OBP: 0.290, SLG: 0.425		0-0 G3		1-0 2B 1-H	4-1 1B BB		2-1 HR			3	1	2	2	1	0	0
Tony Barron, R (1, 9) OBP: 0.342, SLG: 0.471		2-3 K		0-1 L3	1-2 1B BB		0-3 K			4	0	1	2	0	2	1
Ruben Amaro Jr, S (1, 7) OBP: 0.317, SLG: 0.322		1-1 E8 1B		0-0 G1-3	4-2 BB FC4			0-0 G3		3	0	1	0	1	0	1
Mark Parent, R (1, 2) OBP: 0.203, SLG: 0.182		2-3 K		1-3 K	1-0 FC4			3-2 L7		4	0	0	0	0	2	5
Kevin Stocker, S (1, 6) OBP: 0.340, SLG: 0.351			1-2 E SF8 1B		4-0 S SH3 G6-3 BB	1-1 G6-4-3 1B		0-2 1B		3	2	3	0	1	0	0
Ryan Karp, L (1, 1) Billy McMillon, L (3, PH) Ron Blazewski, R (4, 1) Wayne Gomes, R (6, 1) Rex Hudler, R (6, PH) Jerry Spradlin, S (7, 1) Mike Robertson, L (8, PH) Ricky Bottalico, L (9, 1)			1 SAFE 2-0 SF8		0-1 SH3	1 SAFE 1-2 G6-4-3		3-1 P5		0	0	0	0	0	0	0

Inning Stats	R: 0	H: 0	E: 0	K: 1	S: 5	R: 0	H: 1	E: 1	K: 2	S: 9	R: 1	H: 1	E: 1	K: 1	S: 11	R: 1	H: 2	E: 0	K: 1	S: 9	R: 3	H: 3	E: 0	K: 0	S: 16	R: 0	H: 1	E: 0	K: 1	S: 6	R: 1	H: 1	E: 0	K: 1	S: 11	R: 0	H: 1	E: 0	K: 0	S: 10	1B: 8	2B: 1	3B: 0	HR: 1	SF: 1	SAC: 1	DP: 1	HBP: 0	WP: 0	PA: 36
PITCHER	IP	WLS	BF	H	R	ER	SO	BB	IBB	HBP	BLK	WP	HR	S	P	ERA	WHIP																																	
Andy Ashby, R (1, 1) ERA: 4.34	6.0	L	28	8	5	4	5	3	0	0	0	0	0	56	97	6.00	1.833																																	
Doug Bochtler, R (7, 1) ERA: 4.68	2.0		8	2	1	1	1	0	0	0	0	0	1	21	30	4.50	1.000																																	

BOTTOM

San Diego Padres @ Philadelphia Phillies
Veterans Stadium, Philadelphia, PA
Mon Aug 25 1997, 7:05 PM EDT
Att: 16,025 - Unknown - 73 F

livebaseballscores.com

AB	31
R	6
H	10
RBI	6
BB	3
SO	6
LOB	9



Batter	1	2	3	4	5	6	7	8	9	AB R H RBI BB SO LOB	TOP
Quilvio Veras, S (1, 4) OBP: 0.365, SLG: 0.349 BB 4-1 		1-3 			2-2 		4-2 		2 1 0 0 2 1 0		
Steve Finley, L (1, 8) OBP: 0.310, SLG: 0.476 1 SAFE C 1 SAFE X 0-1 			1-2 		0-0 		0-2 		4 0 0 0 0 0 4		
Tony Gwynn, L (1, 9) OBP: 0.420, SLG: 0.567 F F B B B X 3-2 			0-1 		3-1 		2-1 		4 1 1 0 0 0 0		
Ken Caminiti, S (1, 5) OBP: 0.373, SLG: 0.480 B F X 1-1 			0-1 		0-0 		2-3 		4 0 3 1 0 1 0		
Wally Joyner, L (1, 3) OBP: 0.395, SLG: 0.493 X 0-0 			2-2 		1-1 		1-0 		4 0 2 0 0 0 2		
Greg Vaughn, R (1, 7) OBP: 0.312, SLG: 0.380 B C X 1-1 			0-0 		2-2 		2-1 		3 0 0 1 0 0 1		
Craig Shipley, R (1, 6) OBP: 0.280, SLG: 0.453 B C F S 1-3 			1-2 		2-0 		1-3 		4 0 1 0 0 2 2		
Carlos Hernandez, R (1, 2) OBP: 0.333, SLG: 0.474 X 1-2 			0-2 		1-0 		1-0 		4 0 0 0 0 0 1		
Sterling Hitchcock, L (1, 1) OBP: 0.130, SLG: 0.070 Mark Sweeney, L (7, PH) OBP: 0.366, SLG: 0.374 Tim Worrell, R (7, 1) OBP: 0.294, SLG: 0.200 Chris Jones, R (9, PH) OBP: 0.336, SLG: 0.448 0-0 			1-3 		4-0 		1-3 		2 0 0 0 0 1 0 0 0 0 0 1 0 0 0 0 0 0 0 0 0 1 0 0 0 0 1 0		
Inning Stats	R: 2 H: 3 E: 0 LOB: 2 K: 1 BB: 1 S: 14 P: 24	R: 0 H: 0 E: 0 LOB: 0 K: 1 BB: 0 S: 8 P: 10	R: 0 H: 1 E: 0 LOB: 1 K: 0 BB: 0 S: 10 P: 13	R: 0 H: 0 E: 0 LOB: 0 K: 0 BB: 0 S: 7 P: 8	R: 0 H: 0 E: 0 LOB: 0 K: 1 BB: 0 S: 7 P: 10	R: 0 H: 1 E: 0 LOB: 0 K: 0 BB: 0 S: 5 P: 9	R: 0 H: 1 E: 0 LOB: 3 K: 0 BB: 2 S: 10 P: 23	R: 0 H: 1 E: 0 LOB: 1 K: 1 BB: 0 S: 8 P: 15	R: 0 H: 0 E: 0 LOB: 0 K: 2 BB: 0 S: 8 P: 11	1B: 6 SF: 1 2B: 1 SAC: 0 3B: 0 DP: 1 HR: 0 HBP: 0	WP: 1 PA: 36 PB: 0 SB: 0 CS: 0
PITCHER	Mike Grace, R (1, 1) ERA: 2.57 IP 7.0 WLS W BF 29 H 6 R 2 ER 2 SO 3 BB 3 IBB 0 HBP 0 BLK 0 WP 1 HR 0 S 61 P 97 ERA 2.57 WHIP 1.286	Jerry Spradlin, R (8, 1) ERA: 4.9 IP 1.0 WLS S BF 4 H 1 R 0 ER 0 SO 1 BB 0 IBB 0 HBP 0 BLK 0 WP 0 HR 8 S 15 P 15.00 WHIP 1.000	Ricky Bottalico, R (9, 1) ERA: 3.86 IP 1.0 WLS S BF 3 H 0 R 0 ER 0 SO 2 BB 0 IBB 0 HBP 0 BLK 0 WP 0 HR 8 S 11.00 WHIP 0.000	PITCHER	IP WLS BF H R ER SO BB IBB HBP BLK WP HR S P ERA WHIP						

San Diego Padres @ Philadelphia Phillies
 Veterans Stadium, Philadelphia, PA
 Tue Aug 26 1997, 7:05 PM EDT
 Att. 14,491 - Unknown - 76 F

livebaseballscorecards.com

AB	32
R	2
H	7
RBI	2
BB	3
SO	6
LOB	10



Batter	1	2	3	4	5	6	7	8	9	10	11	12	AB R H RBI BB SO LOB	TOP		
Quilvio Veras, S (1, 4) <small>OBP: 0.365, SLG: 0.349</small>													6 1 2 1 0 3 1	San Diego Padres @ Philadelphia Phillies Veterans Stadium, Philadelphia, PA Wed Aug 27 1997, 3:33 AM EDT Att. 16,156 - Sunny - 75 F		
Steve Finley, L (1, 8) <small>OBP: 0.310, SLG: 0.476</small>													6 1 2 1 0 2 1			
Tony Gwynn, L (1, 9) <small>OBP: 0.419, SLG: 0.570</small>													5 1 2 2 0 0 1			
Ken Caminiti, S (1, 5) <small>OBP: 0.377, SLG: 0.489</small>													5 1 3 1 1 1 1			
Wally Joyner, L (1, 3) Archi Cianfrocco, R (11, PH) <small>OBP: 0.392, SLG: 0.491</small> <small>OBP: 0.328, SLG: 0.348</small>													5 0 1 0 0 0 4 1 0 0 0 0 1 2			
Greg Vaughn, R (1, 7) Carlos Hernandez, R (9, 2) <small>OBP: 0.310, SLG: 0.375</small> <small>OBP: 0.330, SLG: 0.469</small>													4 0 0 0 1 1 5 1 0 0 0 0 1 2			
Chris Gomez, R (1, 6) Jim Bruske, R (12, 1) <small>OBP: 0.327, SLG: 0.333</small> <small>OBP: 0.167, SLG: 0.333</small>													4 0 1 1 0 2 3 0 0 0 0 0 0 0			
John Flaherty, R (1, 2) Mark Sweeney, L (9, PH) <small>OBP: 0.302, SLG: 0.371</small> <small>OBP: 0.372, SLG: 0.376</small>													2 0 0 0 1 0 2 2 1 1 0 1 0 0			
Joey Hamilton, R (1, 1) Trevor Hoffman, R (8, 1) Craig Shipley, R (8, 6) Chris Jones, R (12, PH) <small>OBP: 0.137, SLG: 0.245</small> <small>OBP: 0.333, SLG: 0.333</small> <small>OBP: 0.291, SLG: 0.459</small> <small>OBP: 0.333, SLG: 0.444</small>													3 0 0 0 0 3 2 1 0 0 0 0 0 0 3 1 2 0 0 0 1 1 0 0 0 0 0 0			
Inning Stats	R: 0 H: 0 E: 0 LOB: 0 K: 2 BB: 0 S: 7 P: 7	R: 0 H: 0 E: 0 LOB: 1 K: 1 BB: 1 S: 5 P: 9	R: 0 H: 0 E: 0 LOB: 0 K: 2 BB: 0 S: 7 P: 7	R: 2 H: 3 E: 1 LOB: 2 K: 1 BB: 0 S: 9 P: 9	R: 0 H: 1 E: 0 LOB: 1 K: 2 BB: 0 S: 8 P: 8	R: 1 H: 2 E: 0 LOB: 2 K: 2 BB: 1 S: 9 P: 13	R: 0 H: 0 E: 0 LOB: 0 K: 1 BB: 0 S: 5 P: 5	R: 0 H: 0 E: 0 LOB: 1 K: 1 BB: 1 S: 5 P: 9	R: 3 H: 5 E: 0 LOB: 2 K: 0 BB: 0 S: 8 P: 8	R: 0 H: 1 E: 0 LOB: 1 K: 0 BB: 0 S: 4 P: 4	R: 0 H: 2 E: 0 LOB: 2 K: 2 BB: 0 S: 9 P: 9	R: 0 H: 0 E: 0 LOB: 0 K: 0 BB: 1 S: 2 P: 6	1B: 9 SF: 1 2B: 4 SAC: 0 3B: 0 DP: 0 HR: 1 HBP: 0		WP: 0 PA: 55 PB: 0 SB: 2 CS: 1	
PITCHER	IP WLS BF H R ER SO BB IBB HBP BLK WP HR S P ERA WHIP	Wayne Gomes, R (11, 1) <small>ERA: 5.4</small>														
Curt Schilling, R (1, 1) <small>ERA: 2.92</small>	6.0	27	6	3	2	10	1	1	0	0	0	0	0		0	3.00
Ryan Karp, L (7, 1) <small>ERA: 1.59</small>	1.2	5	0	0	0	1	0	0	0	0	0	0	0	0.00	0.000	
Ricky Bottalico, R (8, 1) <small>ERA: 4.26</small>	0.2	8	5	3	3	1	1	0	0	0	0	0	0	40.50	9.000	
Jerry Spradlin, R (9, 1) <small>ERA: 4.78</small>	1.2	6	1	0	0	0	0	0	0	0	0	0	0	0.00	0.600	
Ron Blazier, R (11, 1) <small>ERA: 5.6</small>	0.1	3	2	0	0	0	0	0	0	0	0	0	0	0.00	6.000	

AB	49
R	6
H	14
RBI	6
BB	4
SO	14
LOB	25



Batter	1	2	3	4	5	6	7	8	9	10	11	12	AB R H RBI BB SO LOB	
Midre Cummings, L (1, 8) OBP: 0.331, SLG: 0.427	0-0 P6		0-0 23 1B 1B		0-0 SH1-4 2B	4-0 BB		0-0 2-H 3-H 1B			0-3 K		5 1 3 2 1 1 1	
Mickey Morandini, L (1, 4) OBP: 0.379, SLG: 0.393	0-0 F8		0-0 23 1B 2B 1B		0-0 SH1-4 2-3	0-3 K		0-0 G3			0-3 K		5 1 1 0 0 2 5	
23 Kevin Jordan, R (1, 5) OBP: 0.260, SLG: 0.356	0-0 6-3		0-0 2B 1-2 2-H 1B 1B		0-0 F9		0-0 G4-6-3 1B		0-0 4-3		0-0 F9		6 1 2 1 0 0 2	
Rico Brogna, L (1, 3) OBP: 0.290, SLG: 0.423		0-0 4-3	0-0 1-3 2-H 1B 2B		4-0 BB		0-0 F7		0-3 K			0-0 FC5-4 HBP 1B 1B	5 2 2 1 1 1 1	
Mike Lieberthal, R (1, 2) OBP: 0.313, SLG: 0.476		0-0 5-3	0-0 2-H 3-H 1B		0-0 P6		0-0 G4-6-3 1-2f		0-3 K			0-0 P5	6 0 1 2 0 1 4	
Mike Robertson, L (1, 7) OBP: 0.417, SLG: 0.400		1-0 HBP	0-0 1-2f FC6			0-3 K		0-0 2B 1B		0-3 K		1-0 FC5-4 1-2 HBP	4 1 1 0 0 2 1	
Billy McMillon, L (1, 9) OBP: 0.227, SLG: 0.317		0-3 K			0-3 K		0-0 F8		0-0 K		0-0 4-3		5 1 1 0 0 2 1	
Ron Blazier, R (11, 1) OBP: 0.400, SLG: 0.400								1-3 1B 2B				0-0 FC5-4 1B DI	0 0 0 0 0 0 0	
Wayne Gomes, R (11, 1) OBP: 0.292, SLG: 0.365												1-2f 2-3	0 0 0 0 0 0 0	
Kevin Sefcik, R (12, PH) OBP: 0.292, SLG: 0.365													1 0 0 0 0 0 2	
Kevin Stocker, S (1, 6) OBP: 0.342, SLG: 0.357			0-0 4-3		0-3 K		0-0 2B 1B		0-3 K		0-0 4-3		0-0 1-3 3-H 1B	6 0 2 1 0 2 2
Curt Schilling, R (1, 1) OBP: 0.206, SLG: 0.212			0-3 K		0-0 4-3		0-0 1-3 2B		0-3 K		4-0 BB			2 0 0 0 0 0 1 0
Tony Barron, R (6, PH) OBP: 0.346, SLG: 0.493														1 0 1 0 0 0 0 0
Ryan Karp, L (7, 1) OBP: 0.346, SLG: 0.493														0 0 0 0 0 0 0 0
Ricky Bottalico, L (8, 1) OBP: 0.346, SLG: 0.493														1 0 0 0 0 0 1 2
Jerry Spradlin, S (8, 1) OBP: 0.346, SLG: 0.493														0 0 0 0 0 0 0 0
Ruben Amaro, Jr. S (11, 9) OBP: 0.321, SLG: 0.322														0 0 0 0 0 1 0 0


Inning Stats	R: 0	H: 0	E: 0	LOB: 0	K: 0	BB: 0	S: 3	R: 0	H: 0	E: 0	LOB: 1	K: 1	BB: 0	S: 5	R: 4	H: 5	E: 0	LOB: 1	K: 1	BB: 0	S: 10	R: 0	H: 0	E: 0	LOB: 0	K: 2	BB: 0	S: 7	R: 0	H: 1	E: 0	LOB: 2	K: 0	BB: 1	S: 4	R: 0	H: 2	E: 0	LOB: 3	K: 2	BB: 1	S: 9	R: 0	H: 1	E: 0	LOB: 0	K: 0	BB: 0	S: 3	R: 2	H: 3	E: 0	LOB: 1	K: 2	BB: 0	S: 10	R: 0	H: 0	E: 0	LOB: 0	K: 2	BB: 0	S: 7	R: 0	H: 0	E: 0	LOB: 0	K: 1	BB: 0	S: 5	R: 0	H: 0	E: 0	LOB: 1	K: 2	BB: 1	S: 7	R: 1	H: 2	E: 0	LOB: 2	K: 0	BB: 0	S: 4	R: 1	H: 2	E: 0	LOB: 2	K: 0	BB: 0	S: 5	1B: 10	2B: 4	3B: 0	HR: 0	SF: 0	SAC: 1	DP: 1	HBP: 2	WP: 0	PA: 53
--------------	------	------	------	--------	------	-------	------	------	------	------	--------	------	-------	------	------	------	------	--------	------	-------	-------	------	------	------	--------	------	-------	------	------	------	------	--------	------	-------	------	------	------	------	--------	------	-------	------	------	------	------	--------	------	-------	------	------	------	------	--------	------	-------	-------	------	------	------	--------	------	-------	------	------	------	------	--------	------	-------	------	------	------	------	--------	------	-------	------	------	------	------	--------	------	-------	------	------	------	------	--------	------	-------	------	--------	-------	-------	-------	-------	--------	-------	--------	-------	--------

PITCHER	IP	WLS	BF	H	R	ER	SO	BB	IBB	HBP	BLK	WP	HR	S	P	ERA	WHIP
Joey Hamilton, R (1, 1) ERA: 4.34	7.0		34	11	6	6	6	2	0	1	0	0	0	43	52	7.71	1.857
Trevor Hoffman, R (8, 1) ERA: 2.98	4.0		14	1	0	0	7	1	0	0	0	0	0	27	31	0.00	0.500
Jim Bruske, R (12, 1) ERA: 3.94	0.2	L	5	2	1	1	0	0	0	1	0	0	0	4	5	13.50	3.000

San Diego Padres @ Philadelphia Phillies
Veterans Stadium, Philadelphia, PA
Wed Aug 27 1997, 3:33 AM EDT
Att: 16,156 - Sunny - 75 F

livebaseballscorecards.com

AB	47
R	7
H	14
RBI	7
BB	3
SO	13
LOB	21



Batter	1	2	3	4	5	6	7	8	9	AB R H RBI BB SO LOB	TOP											
Tony Phillips, S OBP: 0.393, SLG: 0.401 (1, 4) X	0-0 G4-3		1-1 F7		2-2 G4-3			0-0 G4-3 2B		4 0 1 0 0 0 2												
Jim Edmonds, L OBP: 0.358, SLG: 0.502 (1, 8) C X	1-1 G4-6-3 1B			0-0 G6-3		2-2 G4-3 1B 2B		0-0 P5		4 1 2 0 0 0 1												
Darin Erstad, L OBP: 0.364, SLG: 0.464 (1, 3) B X	2-1 G4-6-3 1-2f			3-2 G3		0-0 G4-3		4-1 G4-3 BB		3 0 0 0 1 0 2												
Tim Salmon, R OBP: 0.401, SLG: 0.517 (1, 9)		4-2 G1-6-3 BB		2-3 K		0-0 16 S 1B		2-2 G4-3 1-2 2-3		3 0 1 1 1 1 2												
16 Garret Anderson, L OBP: 0.328, SLG: 0.402 (1, 7)		0-1 L9			1-2 G4-3	3-3 K		3-0 F7		4 0 0 0 0 1 4												
Luis Aljicea, S OBP: 0.369, SLG: 0.382 (1, 5) X		0-0 G1-6-3 1-2f			4-2 1B 2B BB	0-0 P6		1-0 F7		3 1 0 0 1 0 2												
Chad Kreuter, S OBP: 0.315, SLG: 0.342 (1, 2)			1-2 SH5-4 1B		2-0 2B 1B		1-1 G4-3	3-3 K		4 1 2 0 0 1 0												
Gary Disarcina, R OBP: 0.277, SLG: 0.328 (1, 6) C X			1-2 F9		1-2 L5		1-2 G5-3	0-1 F8		4 0 0 0 0 0 3												
Ken Hill, R OBP: 0.500, SLG: 1.000 Troy Percival, R (9, 1)			1-1 SH5-4		1-2 1-H 2-H 2B		2-3 K			2 0 1 2 0 1 0 0 0 0 0 0 0 0												
Inning Stats	R: 0 E: 0 K: 0 S: 5	H: 1 LOB: 0 BB: 0 P: 8	R: 0 E: 0 K: 0 S: 8	H: 0 LOB: 0 BB: 1 P: 12	R: 0 E: 0 K: 0 S: 10	H: 1 LOB: 1 BB: 0 P: 14	R: 0 E: 0 K: 1 S: 8	H: 0 LOB: 0 BB: 0 P: 13	R: 2 E: 0 K: 0 S: 21	H: 2 LOB: 1 BB: 1 P: 31	R: 1 E: 0 K: 1 S: 10	H: 2 LOB: 1 BB: 0 P: 15	R: 0 E: 0 K: 1 S: 8	H: 0 LOB: 0 BB: 0 P: 12	R: 0 E: 0 K: 0 S: 7	H: 1 LOB: 2 BB: 1 P: 16	R: 0 E: 0 K: 1 S: 8	H: 0 LOB: 0 BB: 0 P: 12	1B: 4 2B: 3 3B: 0 HR: 0	SF: 0 SAC: 1 DP: 2 HBP: 0	WP: 0 PB: 0 SB: 1 CS: 0	PA: 35
PITCHER	IP WLS BF H R ER SO BB IBB HBP BLK WP HR S P ERA WHIP																					
Pete Smith, R ERA: 4.72 (1, 1)	5.0 L 19 4 2 2 1 2 0 0 0 0 0 0 52 78 3.60 1.200																					
Sean Bergman, R ERA: 5.72 (6, 1)	2.1 11 3 1 1 2 1 0 0 0 0 0 0 21 34 3.86 1.714																					
Doug Bochtler, R ERA: 4.55 (8, 1)	1.2 5 0 0 0 1 0 0 0 0 0 0 0 12 21 0.00 0.000																					

Anaheim Angels @ San Diego Padres
Qualcomm Stadium, San Diego, CA

Fri Aug 29 1997, 10:05 PM EDT
Att. 60,230 - Unknown - 73 F

livebaseballscorecards.com

AB 31
R 3
H 7
RBI 3
BB 3
SO 4
LOB 16



Batter	1	2	3	4	5	6	7	8	9	AB R H RBI BB SO LOB	TOP											
Tom Goodwin, L (1, 8) OBP: 0.309, SLG: 0.336	1-3 K		2-1 G1-3			3-1 G6-4-3 1B		1-2 G1-3		4 0 1 0 0 1 2												
Domingo Cedeneno, S (1, 4) OBP: 0.343, SLG: 0.393	1-2 P5			0-3 K		0-0 G6-4-3 1-2f		0-1 1B		4 0 1 1 0 1 1												
Juan Gonzalez, R (1, 9) OBP: 0.324, SLG: 0.559	2-3 K			0-1 G6-3			0-1 FC6-5 G3 1B	1-2 G4-3		4 0 1 0 0 1 1												
Lee Stevens, L (1, 3) OBP: 0.330, SLG: 0.488		1-3 K		0-1 1B			1-0 G3		0-3 K	4 0 1 0 0 2 1												
Jim Leyritz, R (1, 2) OBP: 0.385, SLG: 0.403		3-3 K		1-3 K			0-0 FC6-5 1B		1-3 K	4 0 0 0 0 3 2												
Fernando Tatis, R (1, 5) OBP: 0.316, SLG: 0.432		2-2 G6-3			4-2 G6-3 BB		0-1 FC6-4 1B		1-2 1B	3 0 2 0 1 0 0												
Alex Diaz, S (1, 7) OBP: 0.227, SLG: 0.318			1-1 G4-3		0-2 F8		0-0 FC6-4 1-2f		0-3 K	4 0 0 0 0 1 4												
Benji Gil, R (1, 6) OBP: 0.262, SLG: 0.313			1-1 P3		0-0 G6-3 1-2f			1-0 1B 2B		3 1 1 0 0 0 1												
Terry Clark, R (1, 1) OBP: 1.000, SLG: 1.000						3-3 K		0-0 G6-3		1 0 1 0 0 0 0												
Mike Simms, R (6, PH) OBP: 0.286, SLG: 0.455										1 0 0 0 0 1 0												
Julio Santana, R (6, 1) OBP: 0.500, SLG: 0.500										0 0 0 0 0 0 0												
Billy Ripken, R (8, PH) OBP: 0.296, SLG: 0.377										1 0 0 0 0 0 1												
Scott Bailes, L (8, 1)										0 0 0 0 0 0 0												
Inning Stats	R: 0 E: 0 K: 2 S: 13	H: 0 LOB: 0 BB: 0 P: 17	R: 0 E: 0 K: 2 S: 9	H: 0 LOB: 0 BB: 0 P: 15	R: 0 E: 0 K: 0 S: 7	H: 1 LOB: 1 BB: 0 P: 11	R: 0 E: 0 K: 2 S: 10	H: 1 LOB: 1 BB: 0 P: 11	R: 0 E: 0 K: 0 S: 7	H: 0 LOB: 0 BB: 1 P: 11	R: 0 E: 0 K: 1 S: 8	H: 1 LOB: 0 BB: 0 P: 14	R: 0 E: 0 K: 0 S: 7	H: 2 LOB: 2 BB: 0 P: 8	R: 1 E: 0 K: 0 S: 11	H: 2 LOB: 1 BB: 0 P: 14	R: 0 E: 0 K: 3 S: 12	H: 1 LOB: 1 BB: 0 P: 14	1B: 7 2B: 1 3B: 0 HR: 0	SF: 0 SAC: 0 DP: 2 HBP: 0	WP: 0 PB: 0 SB: 0 CS: 0	PA: 34
PITCHER	IP WLS BF H R ER SO BB IBB HBP BLK WP HR S P ERA WHIP																					
Andy Ashby, R (1, 1) ERA: 4.18	8.0 W 30 7 1 1 7 1 0 0 0 0 0 0 72 101 1.12 1.000																					
Trevor Hoffman, R (9, 1) ERA: 2.94	1.0 S 4 1 0 0 3 0 0 0 0 0 0 0 12 14 0.00 1.000																					

Texas Rangers @ San Diego Padres
Qualcomm Stadium, San Diego, CA

Sat Aug 30 1997, 10:05 PM EDT
Att. 35,045 - Unknown - 72 F

livebaseballscorecards.com

AB 33
R 1
H 8
RBI 1
BB 1
SO 10
LOB 13



Batter	1	2	3	4	5	6	7	8	9	AB R H RBI BB SO LOB	TOP		
Damon Buford, R (1, 8) OBP: 0.287, SLG: 0.334	1-1 HR		2-2 G5-4-3 1B		0-0 G6-3 1B		1-0 E S 1B			4 1 4 2 0 0 0			
Billy Ripken, R (1, 4) OBP: 0.291, SLG: 0.371 Domingo Cedeno, S (7, PH) OBP: 0.341, SLG: 0.392	3-2 F8		0-2 G5-4-3 1-2f		3-0 G6-3 1-2		1-3 K			3 0 0 0 0 0 2 1 0 0 0 0 1 1			
Ivan Rodriguez, R (1, 2) OBP: 0.361, SLG: 0.473	3-2 K		3-3 K		0-0 F9					4 0 0 0 0 3 1			
Juan Gonzalez, R (1, 9) OBP: 0.326, SLG: 0.557	0-2 P4				0-0 F9		1-0 FC6-4 1B			3 0 1 0 1 0 0			
Jim Leyritz, R (1, 3) OBP: 0.384, SLG: 0.401					2-1 G4-3		2-2 FC6-4 FC6-4 1-2f			4 0 1 0 0 1 2			
Fernando Tatis, R (1, 5) OBP: 0.307, SLG: 0.419					0-2 F8		0-0 P3			4 0 0 0 0 1 3			
Mike Simms, R (1, 7) OBP: 0.298, SLG: 0.459 Wilson Heredia, R (5, 1) Tom Goodwin, L (6, PH) OBP: 0.308, SLG: 0.335 Matt Whiteside, R (6, 1) Lee Stevens, L (9, PH) OBP: 0.329, SLG: 0.486							4-2 3B BB			1 1 1 0 1 0 0 0 0 0 0 0 0 0 1 0 0 0 0 0 1 0 0 0 0 0 0 0 1 0 0 0 0 1 0			
Benji Gil, R (1, 6) OBP: 0.266, SLG: 0.324 29 Rusty Greer, L (9, PH) OBP: 0.414, SLG: 0.537							3-2 1B 3B			3 1 2 1 0 1 2 1 0 0 0 0 1 0			
John Burkett, R (1, 1) OBP: 0.200, SLG: 0.200 Alex Diaz, S (5, PH) OBP: 0.200, SLG: 0.280							2-3 K			1 0 0 0 0 0 2 3 0 0 0 0 1 2			
Inning Stats	R: 1 H: 1 E: 0 LOB: 0 K: 1 BB: 0 S: 13 P: 20	R: 0 H: 2 E: 0 LOB: 2 K: 1 BB: 0 S: 11 P: 16	R: 0 H: 1 E: 0 LOB: 0 K: 1 BB: 0 S: 10 P: 15	R: 0 H: 0 E: 0 LOB: 0 K: 0 BB: 0 S: 6 P: 8	R: 2 H: 2 E: 0 LOB: 1 K: 1 BB: 1 S: 11 P: 23	R: 0 H: 1 E: 0 LOB: 1 K: 0 BB: 0 S: 7 P: 12	R: 0 H: 2 E: 0 LOB: 1 K: 1 BB: 0 S: 10 P: 18	R: 0 H: 0 E: 0 LOB: 1 K: 3 BB: 1 S: 12 P: 20	R: 0 H: 0 E: 0 LOB: 0 K: 2 BB: 0 S: 7 P: 9	1B: 7 SF: 0 2B: 0 SAC: 0 3B: 1 DP: 2 HR: 1 HBP: 0	WP: 0 PA: 36 PB: 0 SB: 1 CS: 0		
PITCHER	IP WLS BF H R ER SO BB IBB HBP BLK WP HR S P ERA WHIP											PITCHER	IP WLS BF H R ER SO BB IBB HBP BLK WP HR S P ERA WHIP
Sterling Hitchcock, L (1, 1) ERA: 4.64	6.0 W 25 7 3 3 4 1 0 0 0 0 1 58 94 4.50 1.333												
Tim Worrell, R (7, 1) ERA: 4.41	2.0 8 2 0 0 4 1 0 0 0 0 0 22 38 0.00 1.500												
Trevor Hoffman, R (9, 1) ERA: 2.9	1.0 S 3 0 0 0 2 0 0 0 0 0 0 7 9 0.00 0.000												

Texas Rangers @ San Diego Padres
Qualcomm Stadium, San Diego, CA

Sun Aug 31 1997, 6:33 AM EDT
Att. 22,461 - Sunny - 75 F

livebaseballscorecards.com

AB	34
R	3
H	9
RBI	3
BB	2
SO	10
LOB	16



Batter	1	2	3	4	5	6	7	8	9	AB R H RBI BB SO LOB	TOP
Quilvio Veras, S (1, 4) OBP: 0.359, SLG: 0.343	1-2 		0-2 		0-1 		3-2 		4-2 1-2 2-3 BB	4 1 0 0 1 0 2	
Steve Finley, L (1, 8) OBP: 0.305, SLG: 0.465	0-1 			2-2 		1-0 		2-2 	1-0 1-H 2-H 3-H	5 1 1 4 0 0 0	
Tony Gwynn, L (1, 10) OBP: 0.412, SLG: 0.560	2-2 			0-1 BB 1B		2-2 		2-2 	1-2 	5 0 1 0 0 0 0	
Ken Caminiti, S (1, 5) OBP: 0.385, SLG: 0.495		4-1 BB		4-2 1-2 BB		0-1 		0-0 		2 0 1 0 2 0 0	
Greg Vaughn, R (1, 7) OBP: 0.308, SLG: 0.368		2-0 		0-1 1-2f 2-3			2-3 	3-3 		4 0 0 0 0 2 4	
Chris Jones, R (1, 9) OBP: 0.329, SLG: 0.432		1-2 1-2f		2-2 			0-1 		1-2 WP HR 1B	4 1 1 0 0 0 3	
Chris Gomez, R (1, 6) OBP: 0.325, SLG: 0.331 Mark Sweeney, L (9, PH) OBP: 0.357, SLG: 0.366		2-2 			1-0 		2-2 1B		0-1 	3 1 1 0 0 0 1 1 0 0 0 0 0 1	
Archi Cianfrocco, R (1, 3) OBP: 0.326, SLG: 0.360			2-3 		1-1 		0-0 1-H		1-3 	4 1 1 2 0 2 1	
John Flaherty, R (1, 2) OBP: 0.312, SLG: 0.382			0-1 		1-0 		4-2 		4-2 BB 1-2 BB	2 1 1 0 2 0 0	
Inning Stats	R: 0 H: 0 E: 0 LOB: 0 K: 0 BB: 0 S: 8 P: 11	R: 0 H: 0 E: 0 LOB: 1 K: 0 BB: 1 S: 8 P: 17	R: 0 H: 0 E: 0 LOB: 0 K: 1 BB: 0 S: 9 P: 11	R: 0 H: 1 E: 0 LOB: 2 K: 0 BB: 1 S: 15 P: 23	R: 0 H: 1 E: 0 LOB: 1 K: 0 BB: 0 S: 6 P: 9	R: 0 H: 0 E: 0 LOB: 0 K: 0 BB: 0 S: 6 P: 9	R: 2 H: 2 E: 0 LOB: 1 K: 1 BB: 1 S: 16 P: 27	R: 0 H: 1 E: 0 LOB: 1 K: 1 BB: 0 S: 10 P: 17	R: 4 H: 2 E: 0 LOB: 0 K: 1 BB: 2 S: 16 P: 28	1B: 4 SF: 0 2B: 1 SAC: 0 3B: 0 DP: 0 HR: 2 HBP: 0	WP: 1 PA: 39 PB: 0 SB: 0 CS: 0
PITCHER Jeff Fassero, L (1, 1) ERA: 3.91 Paul Spoljaric, L (8, 1) ERA: 3.65 Bobby Ayala, R (9, 1) ERA: 4.69	IP WLS BF H R ER SO BB IBB HBP BLK WP HR S P ERA WHIP 7.0 W 28 4 2 2 2 3 0 0 0 0 1 68 107 2.57 1.000 1.0 4 1 0 0 1 0 0 0 0 0 0 10 17 0.00 1.000 1.0 7 2 4 4 1 2 0 0 0 1 1 16 28 36.00 4.000	PITCHER IP WLS BF H R ER SO BB IBB HBP BLK WP HR S P ERA WHIP 1.0 4 1 0 0 1 0 0 0 0 0 0 10 17 0.00 1.000 1.0 7 2 4 4 1 2 0 0 0 1 1 16 28 36.00 4.000									

San Diego Padres @ Seattle Mariners
 The Kingdome, Seattle, WA
 Mon Sep 01 1997, 10:05 PM EDT
 Att: 31,882 - Dome - 72 F

livebaseballscorecards.com

AB	34
R	6
H	7
RBI	6
BB	5
SO	4
LOB	12



Batter	1	2	3	4	5	6	7	8	9
Joey Cora, S <small>OBP: 0.365, SLG: 0.447</small> (1, 4)	2-2 	0-0 		1-0 		0-0 		4-2 	
Roberto Kelly, R <small>OBP: 0.326, SLG: 0.448</small> (1, 7)	2-1 	0-1 		0-0 		2-2 		0-0 	
Ken Griffey Jr., L <small>OBP: 0.387, SLG: 0.651</small> (1, 8)	3-2 		1-0 	2-0 			4-2 	1-1 	
Edgar Martinez, R <small>OBP: 0.458, SLG: 0.551</small> (1, 10)	2-2 		1-3 	1-1 			3-2 	2-1 	
Alex Rodriguez, R <small>OBP: 0.350, SLG: 0.503</small> (1, 6)	4-1 		3-2 	0-0 			0-0 	3-2 	
Jay Buhner, R <small>OBP: 0.380, SLG: 0.488</small> (1, 9)	0-0 		4-0 		4-2 		4-2 		
Paul Sorrento, L <small>OBP: 0.340, SLG: 0.518</small> (1, 3)	3-2 		0-1 		3-2 		1-2 		
Dan Wilson, R <small>OBP: 0.321, SLG: 0.419</small> (1, 2)	2-0 		4-1 		2-1 		1-0 		
Andy Sheets, R <small>OBP: 0.250, SLG: 0.444</small> (1, 5)		0-1 	0-1 			1-3 		0-3 	

AB	R	H	RBI	BB	SO	LOB
4	2	1	0	1	0	1
5	0	0	0	0	0	2
4	4	4	4	1	0	0
5	1	3	1	0	1	1
4	1	0	0	1	0	3
1	1	1	2	3	0	0
4	0	1	1	0	1	4
3	0	0	0	1	0	3
4	0	1	0	0	2	3

WP	HR	S	P	ERA	WHIP
0	0	0	0	0.00	0.000
0	0	0	0	0.00	6.000
0	0	0	0	10.80	2.400

Inning Stats	R	H	E	K	S	L	LOB	BB	P	3B	SF	DP	HR	HBP
	4	4	1	0	18	36	1	0	5	0	0	0	0	0
	0	1	0	0	5	5	0	0	0	0	0	0	0	0
	1	1	1	1	13	26	3	0	0	0	0	0	0	0
	1	2	0	0	6	10	0	0	0	0	0	0	0	0
	0	0	0	1	7	10	0	0	0	0	0	0	0	0
	0	0	0	1	6	13	0	0	0	0	0	0	0	0
	0	0	0	0	8	17	0	0	0	0	0	0	0	0
	1	1	1	1	12	25	0	0	0	0	0	0	0	0
	2	2	0	1	16	26	0	0	0	0	0	0	0	0

BOTTOM

San Diego Padres @ Seattle Mariners
 The Kingdom, Seattle, WA
 Mon Sep 01 1997, 10:05 PM EDT
 Att: 31,882 - Dome - 72 F

livebaseballscores.com

AB	34
R	9
H	11
RBI	8
BB	7
SO	4
LOB	17



PITCHER	IP	WLS	BF	H	R	ER	SO	BB	IBB	HBP	BLK	WP	HR	S	P	ERA	WHIP
Joey Hamilton, R	3.1	L	21	8	6	5	1	3	0	0	0	0	2	39	73	13.50	3.300
Sean Bergman, R	1.2		5	0	0	0	0	1	0	0	0	0	0	11	21	0.00	0.600
Dario Veras, R	1.0		3	0	0	0	1	0	0	0	0	0	0	7	10	0.00	0.000
Doug Bochtler, R	0.1		3	1	1	0	0	1	0	0	0	0	0	6	13	0.00	6.000
Jim Bruske, R	1.2		9	2	2	2	2	2	0	0	0	0	0	22	38	10.80	2.400

Batter	1	2	3	4	5	6	7	8	9	AB R H RBI BB SO LOB	TOP
Quilvio Veras, S (1, 4) OBP: 0.363, SLG: 0.346 C S H	2-2 L4-3 HBP		0-0 1B		0-3 K		2-1 G3 SH1-3 1B	4-2 BB		3 0 2 1 1 1 1	
Steve Finley, L (1, 8) OBP: 0.304, SLG: 0.470 B 1 SAFE SAFE B B 1 SAFE X	3-1 L4-3		2-1 F8		2-1 HR		2-0 SH1-3	0-2 G3		4 1 1 2 0 0 5	
Tony Gwynn, L (1, 10) OBP: 0.408, SLG: 0.555 B B F F F X	3-2 F8			1-3 K	0-0 G4-3		0-0 G3		3-2 G1-3	5 0 0 1 0 1 1	
Ken Caminiti, S (1, 5) OBP: 0.387, SLG: 0.501 S X		0-1 HR		4-1 1B BB		0-1 L4	4-0 IBB		0-3 K	3 1 1 1 2 1 0	
Wally Joyner, L (1, 3) OBP: 0.394, SLG: 0.499 B B B X		3-0 G6-4-3 1B		1-0 F7		0-1 HR	1-0 2	1-2 G4-3	0-3 K	5 1 2 1 0 1 1	
Greg Vaughn, R (1, 7) OBP: 0.307, SLG: 0.367 F B B X		2-1 G6-4-3 1-2f		2-0 1B	1-3 1B	1-1 P3		1-2 P2		4 0 1 0 0 0 1	
Mark Sweeney, L (1, 9) OBP: 0.361, SLG: 0.377 Chris Jones, R (8, 9) OBP: 0.329, SLG: 0.432 C B B X		2-2 F7		1-0 F7		2-1 2B		0-1 1B BB 1B		4 1 2 0 0 0 2 0 0 0 0 0 0 0	
Chris Gomez, R (1, 6) OBP: 0.325, SLG: 0.330 B F F F X			2-3 K		0-0 P3	2-3 K		2-1 BB 1B 1B		4 0 1 0 0 2 1	
John Flaherty, R (1, 2) OBP: 0.316, SLG: 0.384 B B F F X			2-2 G1-3		2-1 HR 1B		4-0 SH1-3 1B BB	2-1 1B		3 2 2 0 1 0 0	
Inning Stats	R: 0 H: 0 E: 0 LOB: 0 K: 0 BB: 0 S: 7 P: 15	R: 1 H: 2 E: 0 LOB: 0 K: 0 BB: 0 S: 8 P: 15	R: 0 H: 1 E: 0 LOB: 1 K: 1 BB: 0 S: 11 P: 17	R: 0 H: 1 E: 0 LOB: 2 K: 1 BB: 1 S: 7 P: 16	R: 2 H: 2 E: 0 LOB: 0 K: 1 BB: 0 S: 9 P: 13	R: 1 H: 2 E: 0 LOB: 1 K: 1 BB: 0 S: 11 P: 16	R: 1 H: 1 E: 0 LOB: 2 K: 0 BB: 2 S: 4 P: 17	R: 1 H: 3 E: 0 LOB: 3 K: 0 BB: 1 S: 18 P: 28	R: 0 H: 0 E: 0 LOB: 0 K: 2 BB: 0 S: 10 P: 13	1B: 8 SF: 0 2B: 2 SAC: 1 3B: 0 DP: 2 HR: 3 HBP: 1	WP: 0 PA: 41 PB: 0 SB: 0 CS: 0
PITCHER	IP WLS BF H R ER SO BB IBB HBP BLK WP HR S P ERA WHIP Omar Olivares, R (1, 1) ERA: 4.81 6.0 0 27 8 5 5 4 2 0 1 0 0 3 53 96 7.50 1.667 Paul Spoljaric, L (7, 1) ERA: 3.57 1.1 0 6 1 0 0 0 0 1 0 0 0 0 7 17 0.00 0.750 Mike Timlin, R (8, 1) ERA: 3.53 0.1 L 5 3 1 1 0 1 0 0 0 0 0 0 12 21 27.00 12.000 Norm Charlton, L (8, 1) ERA: 7.27 1.1 0 4 0 0 0 2 0 0 0 0 0 0 13 16 0.00 0.000	IP WLS BF H R ER SO BB IBB HBP BLK WP HR S P ERA WHIP PITCHER 0.0 0 0 0 0 0 0 0 0 0 0 0 0 0 0 0.00 0.000									

San Diego Padres @ Seattle Mariners
 The Kingdome, Seattle, WA
 Wed Sep 03 1997, 10:05 PM EDT
 Att: 27,713 - Dome - 72 F

livebaseballscorecards.com

AB	35
R	6
H	12
RBI	6
BB	4
SO	6
LOB	12



Batter	1	2	3	4	5	6	7	8	9	AB	R	H	RBI	BB	SO	LOB
Joey Cora, S OBP: 0.365, SLG: 0.446 (1, 4)	G6-3			G3-6-1 BB 1B	L3				P4	4	0	1	0	1	0	3
Roberto Kelly, R OBP: 0.324, SLG: 0.442 (1, 7)	F8			1 SAFE 4-0 BB	E5 WP				F8	4	0	0	1	1	1	3
Ken Griffey Jr., L OBP: 0.385, SLG: 0.647 (1, 8)	P6			G3-6-1 1-2f 2-3	SF7					3	0	0	1	1	1	2
Edgar Martinez, R OBP: 0.456, SLG: 0.548 (1, 10)		G1-3		K	K				K	3	0	0	0	1	2	3
Lee Tinsley, S OBP: 0.263, SLG: 0.309 (8, PR)										0	0	0	0	0	0	0
Dan Rohrmeier, R OBP: 0.276, SLG: 0.500 (9, PH)										1	0	0	0	0	1	1
Alex Rodriguez, R OBP: 0.350, SLG: 0.503 (1, 6)		F9			2B 1B				SH1-4	2	0	1	0	0	0	0
Andy Sheets, R OBP: 0.276, SLG: 0.500 (5, PR)						FC3-6 2B				1	1	1	0	0	0	0
Jay Buhner, R OBP: 0.379, SLG: 0.488 (1, 9)					1B 2B					4	1	1	0	0	2	3
Paul Sorrento, L OBP: 0.344, SLG: 0.517 (1, 3)										1	1	0	0	3	0	0
Dan Wilson, R OBP: 0.322, SLG: 0.418 (1, 2)					1B E BB					3	1	1	2	0	0	2
Brent Gates, S OBP: 0.299, SLG: 0.352 (1, 5)					SF7 1B					2	1	0	0	1	0	2
Raul Ibanez, L OBP: 0.143, SLG: 0.429 (8, PH)										1	0	0	0	0	0	3
Rich Amaral, R OBP: 0.318, SLG: 0.315 (9, 5)										0	0	0	0	0	0	0

Inning Stats	R: 0	H: 0	E: 0	K: 0	S: 6	R: 0	H: 0	E: 0	K: 1	S: 7	R: 0	H: 0	E: 0	K: 0	S: 6	R: 0	H: 1	E: 0	K: 1	S: 8	R: 5	H: 3	E: 1	K: 1	S: 21	R: 0	H: 1	E: 0	K: 2	S: 10	R: 0	H: 0	E: 0	K: 2	S: 8	R: 0	H: 0	E: 0	K: 1	S: 11	R: 0	H: 0	E: 0	K: 1	S: 8	1B: 3	SF: 1	2B: 3	SAC: 1	3B: 0	DP: 2	HR: 0	HBP: 1
	0	0	0	0	6	0	0	0	1	7	0	0	0	0	6	0	1	0	0	1	8	0	3	1	21	0	1	0	2	10	0	0	0	18	0	0	0	1	11	0	0	0	1	8	3	1	3	0	2	0	1		

PITCHER	IP	WLS	BF	H	R	ER	SO	BB	IBB	HBP	BLK	WP	HR	S	P	ERA	WHIP
Paul Menhart, R ERA: 4.13 (1, 1)	4.0		14	2	1	1	2	1	0	0	0	0	0	30	48	2.25	0.750
Will Cunnane, R ERA: 5.59 (5, 1)	0.0		4	2	1	1	0	2	0	0	0	0	0	8	17	∞	∞
Jim Bruske, R ERA: 4.04 (5, 1)	2.0		10	1	3	1	1	1	1	0	0	1	0	22	44	4.50	1.000
Dario Veras, R ERA: 5.19 (7, 1)	1.0	W	3	0	0	0	2	1	0	0	0	0	0	8	18	0.00	1.000
Tim Worrell, R ERA: 4.38 (8, 1)	0.2		4	0	0	0	1	1	0	1	0	0	0	6	12	0.00	1.500

BOTTOM

San Diego Padres @ Seattle Mariners
The Kingdome, Seattle, WA

Wed Sep 03 1997, 10:05 PM EDT
Att. 27,713 - Dome - 72 F

livebaseballscorecards.com

AB	29
R	5
H	5
RBI	4
BB	8
SO	7
LOB	22



WP: 3	PA: 40
PB: 0	
SB: 2	
CS: 1	

Batter	1	2	3	4	5	6	7	8	9	10	11	AB R H RBI BB SO LOB	TOP																		
Kenny Lofton, L (1, 8) OBP: 0.418, SLG: 0.455	2-1 L8	2-0 1B		4-2 BB		1-1 HR 1B		2-2 G6-4-3 1B		4-2 BB		4 1 3 2 2 0 0	Atlanta Braves @ San Diego Padres Qualcomm Stadium, San Diego, CA Thu Sep 04 1997, 10:05 PM EDT Att: 12,804 - Unknown - 84 F																		
Andruw Jones, R (1, 9) OBP: 0.349, SLG: 0.447	2-1 G5-3	3-3 K		0-3 K		0-0 HR		1-2 G6-4-3 1-2f		0-3 K		6 1 1 2 0 3 8																			
10 Chipper Jones, S (1, 5) OBP: 0.380, SLG: 0.489	4-0 BB		X	1-3 K		1-0 G4-6-3 1B			3-2 F8		4-2 WP SF7 BB	4 2 2 0 2 1 2																			
Fred McGriff, L (1, 3) OBP: 0.355, SLG: 0.440	2-3 K		X	0-0 F8		2-1 1B 2B		2-1 G4-6-3 1-2f		2-3 K		4-1 BB BB		5 1 1 0 1 2 3																	
Ryan Klesko, L (1, 7) OBP: 0.330, SLG: 0.488		X	0-0 G3-1	1-2 HR		0-0 F8		3-2 F9		0-2 F8		4-1 BB BB		4 1 1 2 0 0 1																	
Danny Bautista, R (7, 7) OBP: 0.277, SLG: 0.436			1-0 1B 1B	0-0 P4		0-0 F8		1-2 G5-3		0-3 K		0-3 K		0 0 0 0 0 0 0																	
Michael Tucker, L (9, PH) OBP: 0.344, SLG: 0.427			1-0 1B 1B	2-1 F7		3-1 1B		2-0 E7 1B		0-0 BB 1B		1-2 BB		2 0 0 0 0 1 2																	
Javy Lopez, R (1, 2) OBP: 0.350, SLG: 0.536			2-2 1B 1B	2-1 F7		3-1 1B		0-2 E7 1B		0-0 BB 1B		2-0 SF7		5 1 2 0 1 1 0																	
Jeff Blauser, R (1, 6) OBP: 0.398, SLG: 0.483			1-1 1B 1B	0-0 SH1-4 1B		1-2 P4		0-2 L8		0-3 K		1-3 SF7		5 1 4 2 0 0 0																	
Tony Graffanino, R (1, 4) OBP: 0.333, SLG: 0.417			1-1 1B 1B	1-1 SH1-4 1B		1-2 P4		0-2 L8		0-3 K		1-3 K		4 0 2 0 0 0 2																	
Mike Cather, R (7, 1) OBP: 0.224, SLG: 0.334			1-2 2-3 1B	1-1 SH1-4 1B		1-2 P4		0-2 L8		0-3 K		1-3 K		0 0 0 0 0 0 0																	
Kerry Ligtenberg, R (9, 1) OBP: 0.313, SLG: 0.436			1-2 2-3 1B	1-1 SH1-4 1B		1-2 P4		0-2 L8		0-3 K		1-3 K	0 0 0 0 0 0 0																		
Greg Colbrunn, R (10, PH) OBP: 0.313, SLG: 0.436			1-2 2-3 1B	1-1 SH1-4 1B		1-2 P4		0-2 L8		0-3 K		1-3 K	1 0 0 0 0 1 1																		
Mark Wohlers, R (10, 1) OBP: 0.296, SLG: 0.167			1-2 2-3 1B	1-1 SH1-4 1B		1-2 P4		0-2 L8		0-3 K		1-3 K	1 0 0 0 0 1 2																		
Kevin Millwood, R (1, 1) ERA: 4.94			1-3 K	1-1 SH1-4 1B		1-2 P4		0-2 L8		0-3 K		1-3 K	1 0 0 0 0 0 0																		
Brad Clontz, R (5, 1) ERA: 5.74			1-3 K	1-1 SH1-4 1B		1-2 P4		0-2 L8		0-3 K		1-3 K	0 0 0 0 0 0 0																		
Tommy Gregg, L (6, PH) ERA: 4.66			1-3 K	1-1 SH1-4 1B		1-2 P4		0-2 L8		0-3 K		1-3 K	0 0 0 0 0 0 0																		
Chad Fox, R (6, 1) ERA: 2.76			1-3 K	1-1 SH1-4 1B		1-2 P4		0-2 L8		0-3 K		1-3 K	0 0 0 0 0 0 0																		
Alan Embree, L (6, 1) ERA: 4.42			1-3 K	1-1 SH1-4 1B		1-2 P4		0-2 L8		0-3 K		1-3 K	0 0 0 0 0 0 0																		
Rafael Belliard, R (7, 4) ERA: 4.42			1-3 K	1-1 SH1-4 1B		1-2 P4		0-2 L8		0-3 K		1-3 K	0 0 0 0 0 0 0																		
Randall Simon, L (8, PH) ERA: 4.42			1-3 K	1-1 SH1-4 1B		1-2 P4		0-2 L8		0-3 K		1-3 K	0 0 0 0 0 0 0																		
Ed Giovannola, L (8, 4) ERA: 4.42			1-3 K	1-1 SH1-4 1B		1-2 P4		0-2 L8		0-3 K		1-3 K	1 0 0 0 0 0 0																		
Inning Stats	R: 0 E: 0 K: 1 S: 7	H: 0 LOB: 1 BB: 1 P: 17	R: 2 E: 0 K: 2 S: 14	H: 4 LOB: 2 BB: 0 P: 24	R: 2 E: 0 K: 0 S: 8	H: 2 LOB: 0 BB: 0 P: 11	R: 2 E: 0 K: 2 S: 13	H: 1 LOB: 2 BB: 1 P: 19	R: 1 E: 0 K: 0 S: 10	H: 3 LOB: 1 BB: 0 P: 16	R: 2 E: 0 K: 0 S: 8	H: 3 LOB: 0 BB: 0 P: 14	R: 0 E: 1 K: 0 S: 10	H: 1 LOB: 1 BB: 0 P: 16	R: 0 E: 0 K: 0 S: 8	H: 1 LOB: 0 BB: 0 P: 11	R: 0 E: 0 K: 1 S: 9	H: 0 LOB: 0 BB: 0 P: 14	R: 0 E: 0 K: 3 S: 13	H: 2 LOB: 3 BB: 1 P: 17	R: 1 E: 0 K: 2 S: 12	H: 0 LOB: 2 BB: 3 P: 27	1B: 14 2B: 1 3B: 0 HR: 2	SF: 1 SAC: 1 DP: 2 HBP: 0	WP: 1 PB: 0 SB: 2 CS: 0	PA: 53					
PITCHER	IP WLS BF H R ER SO BB IBB HBP BLK WP HR S P ERA WHIP																														
Pete Smith, R (1, 1) ERA: 4.94	5.0		26	10	5	5	5	2	0	0	0	0	0	1	52	87	9.00	2.400													
Sean Bergman, R (6, 1) ERA: 5.74	1.0		5	3	2	2	0	0	0	0	0	0	0	1	8	14	18.00	3.000													
Dario Veras, R (7, 1) ERA: 4.66	2.0		7	2	0	0	0	0	0	0	0	0	0	0	18	27	0.00	1.000													
Trevor Hoffman, R (9, 1) ERA: 2.76	2.0		9	2	0	0	4	1	0	0	0	0	0	0	22	31	0.00	1.500													
Tim Worrell, R (11, 1) ERA: 4.42	1.0	L	6	0	1	1	2	3	0	0	0	0	1	0	12	27	9.00	3.000													

AB	45
R	8
H	17
RBI	8
BB	6
SO	11
LOB	24



Batter	1	2	3	4	5	6	7	8	9	10	11	AB R H RBI BB SO LOB	BOTTOM																		
Quilvio Veras, S OBP: 0.365, SLG: 0.346 (1, 4)	2-3 K	1-1 E3 1B		1-2 HR 1B		3-2 S 1B		4-2 IBB G4-3 BB		2-3 K		5 1 2 0 1 2 0	Atlanta Braves @ San Diego Padres Qualcomm Stadium, San Diego, CA Thu Sep 04 1997, 10:05 PM EDT Att: 12,804 - Unknown - 84 F																		
Steve Finley, L OBP: 0.305, SLG: 0.470 (1, 8)	1-1 1B	1-0 S 1B		1-2 F9		2-1 G4-3		0-2 G4-3		1-3 K		6 1 2 0 0 1 4																			
Tony Gwynn, L OBP: 0.411, SLG: 0.560 (1, 9)	2-2 1B E 1B	1-0 P6		2-2 HR		4-2 G4-3 WP 1B BB		4-0 IBB IBB		2-1 L5		4 3 2 4 2 0 2																			
Ken Caminiti, S OBP: 0.387, SLG: 0.498 (1, 5)	2-2 E 1B	3-1 F7		0-1 G4-3		1-2 L8		4-0 FC6 IBB		0-3 K		5 1 1 0 1 1 3																			
Wally Joyner, L OBP: 0.296, SLG: 0.500 (7, PH)	0-0 E 1B		1-3 K		2-1 CS 1B		0-1 G4-3		3-2 FC6		0-3 K	3 0 2 0 0 0 1 0 1 0 0 0 0 0 0 1 1 0 0 0 0 0 0 3 0 0 0 0 0 0 0 0 0 0 0 0 0 0 0 0 1 0 0 0 0 0 1 0																			
Mark Sweeney, L OBP: 0.356, SLG: 0.366 (1, 7)	1-1 E2		1-2 G3-1		1-1 F8		4-1 1B BB		0-3 K2-3			4 0 0 0 1 1 2																			
John Flaherty, R OBP: 0.314, SLG: 0.382 (7, PH)	2-3 K		1-0 F8		1-2 G4-3		0-1 1B		0-2 G6-3			3 0 0 0 0 0 1 3 1 0 1 1 0 0 0 0 1 0 0 0 0 0 0 0																			
Jorge Velandia, R OBP: 0.188, SLG: 0.200 (1, 6)	1-3 K			3-3 K		0-0 L6		0-0 G1-3		2-2 L3		5 0 0 0 0 2 4																			
Pete Smith, R OBP: 0.174, SLG: 0.227 (6, PH)		2-3 K		0-1 HR 1B		0-3 K		1-3 K		2-1 G4-3		2 1 1 0 0 0 1 0 0 0 0 0 0 0 0 0 1 0 0 0 0 0 1 0 0 0 0 0 0 0 0 0 2 0 0 0 0 0 1 0																			
Derrek Lee, R OBP: 0.333, SLG: 0.188 (9, 3)																															
Inning Stats	R: 3 E: 1 K: 3 S: 21	H: 4 LOB: 2 BB: 0 P: 32	R: 0 E: 1 K: 1 S: 9	H: 1 LOB: 2 BB: 0 P: 17	R: 0 E: 0 K: 1 S: 9	H: 0 LOB: 0 BB: 0 P: 12	R: 3 E: 0 K: 1 S: 18	H: 3 LOB: 0 BB: 0 P: 25	R: 0 E: 0 K: 0 S: 7	H: 1 LOB: 0 BB: 0 P: 11	R: 0 E: 0 K: 1 S: 9	H: 1 LOB: 1 BB: 0 P: 14		R: 1 E: 0 K: 0 S: 13	H: 1 LOB: 2 BB: 2 P: 22	R: 0 E: 0 K: 1 S: 12	H: 0 LOB: 3 BB: 3 P: 28	R: 0 E: 0 K: 1 S: 10	H: 0 LOB: 0 BB: 0 P: 12	R: 0 E: 0 K: 2 S: 8	H: 0 LOB: 0 BB: 0 P: 13	R: 0 E: 0 K: 2 S: 8	H: 0 LOB: 0 BB: 0 P: 10	1B: 9 2B: 1 3B: 0 HR: 1	SF: 0 SAC: 0 DP: 0 HBP: 0	WP: 1 PB: 0 SB: 2 CS: 1	PA: 50				
PITCHER	IP WLS BF H R ER SO BB IBB HBP BLK WP HR S P ERA WHIP															IP WLS BF H R ER SO BB IBB HBP BLK WP HR S P ERA WHIP															
Kevin Millwood, R ERA: 4.95 (1, 1)	4.0	22	8	6	4	6	0	0	0	0	0	0	1	57	86	9.00	2.000														
Brad Clontz, R ERA: 3.46 (5, 1)	1.0	3	1	0	0	0	0	0	0	0	0	0	0	7	11	0.00	1.000														
Chad Fox, R ERA: 3.32 (6, 1)	0.2	3	1	0	0	1	0	0	0	0	0	0	0	7	10	0.00	1.500														
Alan Embree, L ERA: 2.97 (6, 1)	0.2	3	0	1	1	0	1	0	0	0	1	0	0	9	16	13.50	1.500														
Mike Cather, R ERA: 1.91 (7, 1)	1.2	10	1	0	0	1	2	2	0	0	0	0	0	18	38	0.00	1.800														
PITCHER	IP WLS BF H R ER SO BB IBB HBP BLK WP HR S P ERA WHIP															IP WLS BF H R ER SO BB IBB HBP BLK WP HR S P ERA WHIP															
Kerry Ligtenberg, R ERA: 5.4 (9, 1)	1.0	3	0	0	0	1	0	0	0	0	0	0	0	10	12	0.00	0.000														
Mark Wohlers, R ERA: 2.71 (10, 1)	2.0	W 6	0	0	0	4	0	0	0	0	0	0	0	16	23	0.00	0.000														

livebaseballscorecards.com


AB	45
R	7
H	11
RBI	5
BB	5
SO	13
LOB	22



Batter	1	2	3	4	5	6	7	8	9	AB R H RBI BB SO LOB	TOP											
Kenny Lofton, L (1, 8) OBP: 0.416, SLG: 0.453	1-3 		2-1 G3-1			2-1 FC4-6 BB 1-2f			3-2 1B	4 1 1 0 0 1 1	Atlanta Braves @ San Diego Padres Qualcomm Stadium, San Diego, CA Fri Sep 05 1997, 10:05 PM EDT Att. 21,492 - Unknown - 79 F											
Jeff Blausler, R (1, 6) OBP: 0.397, SLG: 0.480	0-2 E5 FC6-4			2-3 		4-2 SAFE BB 1-2		1-1 F8	3 0 0 0 1 1 1													
10 Chipper Jones, S (1, 5) OBP: 0.378, SLG: 0.485	1-1 F7			0-0 G3-1		0-1 F7		0-3 K	4 0 0 0 0 1 4													
Fred McGriff, L (1, 3) OBP: 0.354, SLG: 0.444	1-1 FC6-4 1-2f			1-2 G1-3			1-1 G6-3	1-1 1-H	4 1 1 2 0 0 1													
Ryan Klesko, L (1, 7) OBP: 0.330, SLG: 0.485		4-1 L6 S			3-2 G4-3		0-0 F8	0-1 G6-3	3 0 0 0 1 0 0													
Andruw Jones, R (1, 9) OBP: 0.347, SLG: 0.443		1-3 K			3-2 G6-3		3-3 K		3 0 0 0 0 2 1													
Javy Lopez, R (1, 2) OBP: 0.347, SLG: 0.532		2-2 L6 2-2			0-0 G6-3			1-0 F8	3 0 0 0 0 0 1													
Paul Byrd, R (8, 1) OBP: 0.200, SLG: 0.200									0 0 0 0 0 0 0													
Tony Graffanino, R (1, 4) OBP: 0.329, SLG: 0.411			1-1 L4			1-3 K		1-3 K	2 0 0 0 0 1 0													
Tommy Gregg, L (8, PH)									1 0 0 0 0 1 0													
Rafael Belliard, R (8, 4) OBP: 0.224, SLG: 0.234									0 0 0 0 0 0 0													
Tom Glavine, L (1, 1) OBP: 0.350, SLG: 0.250			2-1 G5-3			4-1 FC4-6 BB		0-3 K	1 0 0 0 1 0 0													
Brad Clontz, R (7, 1)									0 0 0 0 0 0 0													
Greg Myers, L (8, PH) OBP: 0.326, SLG: 0.434									1 0 0 0 0 1 0													
Eddie Pérez, R (8, 2) OBP: 0.258, SLG: 0.327									0 0 0 0 0 0 0													
Inning Stats	R: 0 E: 1 K: 1 S: 10	H: 0 LOB: 1 BB: 0 P: 13	R: 0 E: 0 K: 1 S: 7	H: 0 LOB: 0 BB: 1 P: 14	R: 0 E: 0 K: 0 S: 6	H: 0 LOB: 0 BB: 0 P: 11	R: 0 E: 0 K: 1 S: 9	H: 0 LOB: 0 BB: 0 P: 12	R: 0 E: 0 K: 0 S: 7	H: 0 LOB: 0 BB: 0 P: 13	R: 0 E: 0 K: 1 S: 10	H: 0 LOB: 2 BB: 2 P: 21	R: 0 E: 0 K: 1 S: 6	H: 0 LOB: 0 BB: 0 P: 10	R: 0 E: 0 K: 2 S: 7	H: 0 LOB: 0 BB: 0 P: 9	R: 2 E: 0 K: 1 S: 14	H: 2 LOB: 0 BB: 0 P: 19	1B: 1 2B: 1 3B: 0 HR: 1	SF: 0 SAC: 0 DP: 1 HBP: 0	WP: 0 PB: 0 SB: 1 CS: 0	PA: 32
PITCHER Andy Ashby, R (1, 1) ERA: 4.07	IP 9.0	WLS W	BF 32	H 2	R 2	ER 2	SO 8	BB 3	IBB 0	HBP 0	BLK 0	WP 0	HR 1	S 76	P 122	ERA 2.00	WHIP 0.556					

livebaseballscorecards.com

AB	29
R	2
H	2
RBI	2
BB	3
SO	8
LOB	9



Batter	1	2	3	4	5	6	7	8	9
Quilvio Veras, S OBP: 0.363, SLG: 0.345 (1, 4)	2-1 G6-3	2-2 FC6-4 1B		1-2 G6-3			3-2 G5-3	3-3 K	
Steve Finley, L OBP: 0.306, SLG: 0.470 (1, 8)	0-2 G4-3 1B	0-0 FC6-4			1-2 G6-3		2-2 1B 1B		
Tony Gwynn, L OBP: 0.408, SLG: 0.556 (1, 9)	1-2 G4-3		2-1 G6-3		0-1 F7		0-0 F8		
Ken Caminiti, S OBP: 0.392, SLG: 0.508 (1, 5)	3-2 BB 1B 2-H		1-1 HR		4-1 BB		1-0 1B 1B		
Craig Shipley, R OBP: 0.312, SLG: 0.471 (1, 6)	0-0 BB 1B		1-0 CS 1B		1-2 G6-3		2-0 1B 1B		
Archi Cianfrocco, R OBP: 0.329, SLG: 0.359 Wally Joyner, L OBP: 0.397, SLG: 0.501 (7, PH) (8, 3)	4-0 FC6-4 BB		1-3 K		2-0 CS 1B		3-2 1B 1B		
Chris Jones, R OBP: 0.318, SLG: 0.415 (1, 7)	1-2 FC6-4 1-2f		2-3 K		1-3 K		1-3 K		
Carlos Hernandez, R OBP: 0.330, SLG: 0.481 (1, 2)		2-1 G5-3		2-2 HR		1 SAFE 4-2 BB		2-3 K	
Andy Ashby, R OBP: 0.089, SLG: 0.074 (1, 1)		0-2 K		0-2 P3		0-3 K		0-1 G4-3	

Inning Stats	R: 1	H: 3	E: 0	K: 15	S: 15	LOB: 3	BB: 1	P: 26	R: 0	H: 1	E: 0	K: 11	S: 11	LOB: 1	BB: 0	P: 15	R: 1	H: 2	E: 0	K: 1	S: 8	LOB: 0	BB: 0	P: 13	R: 1	H: 1	E: 0	K: 1	S: 14	LOB: 0	BB: 0	P: 19	R: 0	H: 0	E: 0	K: 0	S: 9	LOB: 1	BB: 1	P: 15	R: 0	H: 1	E: 0	K: 2	S: 10	LOB: 1	BB: 1	P: 17	R: 3	H: 4	E: 0	K: 1	S: 16	LOB: 1	BB: 0	P: 28	R: 0	H: 0	E: 0	K: 2	S: 12	LOB: 0	BB: 0	P: 17
--------------	------	------	------	-------	-------	--------	-------	-------	------	------	------	-------	-------	--------	-------	-------	------	------	------	------	------	--------	-------	-------	------	------	------	------	-------	--------	-------	-------	------	------	------	------	------	--------	-------	-------	------	------	------	------	-------	--------	-------	-------	------	------	------	------	-------	--------	-------	-------	------	------	------	------	-------	--------	-------	-------

PITCHER	IP	WLS	BF	H	R	ER	SO	BB	IBB	HBP	BLK	WP	HR	S	P	ERA	WHIP
Tom Glavine, L ERA: 3.25 (1, 1)	6.2	L	32	11	6	6	5	3	0	0	0	0	2	76	122	8.10	2.100
Brad Clontz, R ERA: 3.43 (7, 1)	0.1		2	1	0	0	1	0	0	0	0	0	0	7	11	0.00	3.000
Paul Byrd, R ERA: 5.32 (8, 1)	1.0		3	0	0	0	2	0	0	0	0	0	0	12	17	0.00	0.000

BOTTOM

AB R H RBI BB SO LOB

5 0 1 0 0 1 0

4 2 2 0 0 0 1

4 0 0 0 0 0 2

3 2 3 2 1 0 0

4 1 3 1 0 0 1

2 0 1 0 1 1 1

1 0 1 2 0 0 0

4 0 0 0 0 3 5

3 1 1 1 1 1 0

4 0 0 0 0 2 1

Atlanta Braves @ San Diego Padres
Qualcomm Stadium, San Diego, CA

livebaseballscorecards.com

AB 34
R 6
H 12
RBI 6
BB 3
SO 8
LOB 11



WP: 0 PA: 37
PB: 0
SB: 0
CS: 2

ERA WHIP

Fri Sep 05 1997, 10:05 PM EDT
Att: 21,492 - Unknown - 79 F

Batter	1	2	3	4	5	6	7	8	9	AB R H RBI BB SO LOB	TOP														
Kenny Lofton, L (1, 8) OBP: 0.415, SLG: 0.450 Michael Tucker, L (6, 9) OBP: 0.343, SLG: 0.426	0-0 G6-3	2-1 G4-3		4-0 10 E 1B HBP IBB		0-3 K		0-3 K		3 1 0 0 1 1 0 1 0 0 0 0 1 1															
Jeff Blauser, R (1, 6) OBP: 0.399, SLG: 0.479 Rafael Belliard, R (4, 6) OBP: 0.216, SLG: 0.224	4-2 10 1B 2B BB	1-3 K2-3		2-2 10 E 1B HBP		1-3 K2-3			1-3 K	1 2 0 0 1 1 0 2 0 0 0 0 2 0															
10 Chipper Jones, S (1, 5) OBP: 0.380, SLG: 0.493 Ed Giovanola, L (9, PR) OBP: 0.286, SLG: 0.167	1-2 2B 1B		2-1 HR	3-2 1B 1-2 2-3 3-H			0-1 G5-3		1-1 2B	5 2 3 1 0 0 2 0 0 0 0 0 0 0															
Fred McGriff, L (1, 3) OBP: 0.354, SLG: 0.443 Greg Colbrunn, R (7, 3) OBP: 0.311, SLG: 0.434	0-0 P6		2-3 K	0-0 1B 1-3 2-H 3-H			0-3 K		0-0 G5-3	4 0 1 2 0 2 2 1 0 0 0 0 0 1															
Andruw Jones, R (1, 9) OBP: 0.347, SLG: 0.454	0-0 1B 2B 1-H 2-H		1-1 G5-3	3-1 G5-3			1-1 HR		2-3 K	5 2 2 3 0 1 3															
Danny Bautista, R (1, 7) OBP: 0.287, SLG: 0.439	0-0 S 1B 2-H		1-0 F9		1-0 G6-4-3 1B		0-1 G4-3			4 0 2 1 0 0 0															
Eddie Pérez, R (1, 2) OBP: 0.253, SLG: 0.320	0-3 K			1-3 K	1-2 G6-4-3			0-0 F8		4 0 0 0 0 2 2															
Tony Graffanino, R (1, 4) OBP: 0.339, SLG: 0.438		1-0 HR		2-2 HBP 10 E SH3-4 1B	0-0 F7			4-2 BB		3 2 2 1 1 0 0															
Greg Maddux, R (1, 1) OBP: 0.159, SLG: 0.121 Greg Myers, L (8, PH) OBP: 0.324, SLG: 0.431 Mike Cather, R (8, 1) Kerry Ligtenberg, R (9, 1)		0-1 1B		0-0 SH3-4		0-2 G4-3		1-0 F8		2 0 1 0 0 0 0 1 0 0 0 0 0 1 0 0 0 0 0 0 0 0 0 0 0 0 0 0															
Inning Stats	R: 3 E: 0 K: 1 S: 15	H: 3 LOB: 1 BB: 1 P: 20	R: 1 E: 0 K: 1 S: 8	H: 2 LOB: 0 BB: 0 P: 12	R: 1 E: 0 K: 1 S: 8	H: 1 LOB: 0 BB: 0 P: 14	R: 3 E: 1 K: 1 S: 15	H: 2 LOB: 2 BB: 1 P: 30	R: 0 E: 0 K: 0 S: 5	H: 1 LOB: 0 BB: 0 P: 7	R: 0 E: 0 K: 2 S: 10	H: 0 LOB: 0 BB: 0 P: 11	R: 1 E: 0 K: 1 S: 9	H: 1 LOB: 0 BB: 0 P: 10	R: 0 E: 0 K: 1 S: 10	H: 0 LOB: 1 BB: 1 P: 15	R: 0 E: 0 K: 2 S: 10	H: 1 LOB: 1 BB: 0 P: 14	1B: 6 2B: 2 3B: 0 HR: 3	SF: 0 SAC: 1 DP: 1 HBP: 1	WP: 0 PB: 0 SB: 1 CS: 0	PA: 41			
PITCHER	IP WLS BF H R ER SO BB IBB HBP BLK WP HR S P ERA WHIP																								
Sterling Hitchcock, L (1, 1) ERA: 4.85 Sean Bergman, R (4, 1) ERA: 5.7 Heath Murray, L (4, 1) ERA: 6.59 Marc Kroon, R (6, 1) ERA: 11.25 Will Cunnane, R (9, 1) ERA: 5.53	3.0 L 15 6 5 5 3 1 0 0 0 0 2 31 46 15.00 2.333	0.2 6 1 3 0 1 0 1 1 0 0 0 12 24 0.00 1.500	1.1 5 2 0 0 0 0 0 0 0 0 0 8 13 0.00 1.500	3.0 11 1 1 1 4 1 0 0 0 0 1 29 36 3.00 0.667	1.0 4 1 0 0 2 0 0 0 0 0 0 10 14 0.00 1.000																				

Atlanta Braves @ San Diego Padres
Qualcomm Stadium, San Diego, CA
Sat Sep 06 1997, 10:05 PM EDT
Att. 32,099 - Unknown - 77 F

livebaseballscorecards.com

AB	36
R	9
H	11
RBI	8
BB	3
SO	10
LOB	12



Batter	1	2	3	4	5	6	7	8	9	AB	R	H	RBI	BB	SO	LOB
Steve Finley, L (1, 8) OBP: 0.304, SLG: 0.467 Jorge Velandia, R (7, 6) OBP: 0.176, SLG: 0.188	2-1 G3		2-3 K			0-0 G3-1		1-1 G5-3		3	0	0	0	0	1	1
Craig Shipley, R (1, 4) OBP: 0.310, SLG: 0.491	1-0 G6-3			0-0 G6-3		2-2 G5-3			0-2 HR	4	1	1	1	0	0	0
Tony Gwynn, L (1, 9) OBP: 0.409, SLG: 0.556 Mark Sweeney, L (5, 9) OBP: 0.352, SLG: 0.361	2-2 F7			2-1 FC4-6 1B		1-0 G3-1			3-3 K	2	0	1	0	0	0	0
Ken Caminiti, S (1, 5) OBP: 0.392, SLG: 0.508 George Arias, R (5, 5) OBP: 0.333, SLG: 0.333		1-0 G4-3		2-1 FC4-6 1B		2-2 G3 G3 1B			0-0 F8	2	0	1	0	0	0	0
Wally Joyner, L (1, 3) OBP: 0.395, SLG: 0.498 Will Cunnane, R (9, 1) OBP: 0.467, SLG: 0.538 Archi Cianfrocco, R (9, PH) OBP: 0.328, SLG: 0.358		1-2 G6-3		0-0 FC4-6 1-2 2-3		0-1 G3			2-3 K	3	0	0	0	0	0	3
Trey Beamon, L (1, 7) OBP: 0.288, SLG: 0.300		0-3 K		0-1 G3		1-2 G3				3	0	0	0	0	1	3
Chris Gomez, R (1, 6) OBP: 0.325, SLG: 0.331 Chris Jones, R (7, 8) OBP: 0.315, SLG: 0.412			3-2 G3 1B		1-1 G6-3		2-3 K			2	0	1	0	0	0	0
John Flaherty, R (1, 2) OBP: 0.313, SLG: 0.380 Marc Kroon, R (6, 1) Derrek Lee, R (8, PH) OBP: 0.325, SLG: 0.182			0-1 L9		2-3 K			0-3 K		2	0	0	0	0	1	1
Sterling Hitchcock, L (1, 1) OBP: 0.146, SLG: 0.089 Ruben Rivera, R (3, PH) Sean Bergman, R (4, 1) OBP: 0.250, SLG: 0.333 Heath Murray, L (4, 1) Mandy Romero, S (5, PH) OBP: 0.296, SLG: 0.395			3-2 G3		1-3 K			0-0 F9		1	0	0	0	0	0	0

Inning Stats	R: 0	H: 0	E: 0	LOB: 0	K: 0	BB: 0	S: 6	P: 11	R: 0	H: 0	E: 0	LOB: 0	K: 1	BB: 0	S: 7	P: 9	R: 0	H: 1	E: 0	LOB: 1	K: 1	BB: 0	S: 11	P: 19	R: 0	H: 2	E: 0	LOB: 2	K: 0	BB: 0	S: 8	P: 12	R: 0	H: 0	E: 0	LOB: 0	K: 2	BB: 0	S: 9	P: 13	R: 0	H: 0	E: 0	LOB: 0	K: 0	BB: 0	S: 5	P: 8	R: 0	H: 1	E: 0	LOB: 1	K: 1	BB: 0	S: 12	P: 17	R: 0	H: 0	E: 0	LOB: 0	K: 1	BB: 0	S: 6	P: 7	R: 1	H: 1	E: 0	LOB: 0	K: 2	BB: 0	S: 11	P: 16	1B: 4	SF: 0	2B: 0	SAC: 0	3B: 0	DP: 0	HR: 1	HBP: 0	WP: 0	PA: 32
--------------	------	------	------	--------	------	-------	------	-------	------	------	------	--------	------	-------	------	------	------	------	------	--------	------	-------	-------	-------	------	------	------	--------	------	-------	------	-------	------	------	------	--------	------	-------	------	-------	------	------	------	--------	------	-------	------	------	------	------	------	--------	------	-------	-------	-------	------	------	------	--------	------	-------	------	------	------	------	------	--------	------	-------	-------	-------	-------	-------	-------	--------	-------	-------	-------	--------	-------	--------

PITCHER	IP	WLS	BF	H	R	ER	SO	BB	IBB	HBP	BLK	WP	HR	S	P	ERA	WHIP
Greg Maddux, R (1, 1) ERA: 2.31	7.0	W	25	4	0	0	5	0	0	0	0	0	0	58	89	0.00	0.571
Mike Cather, R (8, 1) ERA: 1.84	1.0		3	0	0	0	1	0	0	0	0	0	0	6	7	0.00	0.000
Kerry Ligtenberg, R (9, 1) ERA: 5.87	1.0		4	1	1	1	2	0	0	0	0	0	1	11	16	9.00	1.000

BOTTOM

Atlanta Braves @ San Diego Padres
Qualcomm Stadium, San Diego, CA

Sat Sep 06 1997, 10:05 PM EDT
Att: 32,099 - Unknown - 77 F

livebaseballscorecards.com

AB	32
R	1
H	5
RBI	1
BB	0
SO	8
LOB	10



Batter	1	2	3	4	5	6	7	8	9	AB R H RBI BB SO LOB	TOP
Kenny Lofton, L OBP: 0.415, SLG: 0.450 (1, 8) BB 10 HR	4-1 BB		2-2 G4-3		1-1 1B			1-1 F7		3 1 1 0 1 0 0	
Jeff Blausen, R OBP: 0.396, SLG: 0.475 (1, 6) SAFE K	1-2 SAFE K		2-3 K		0-3 K			0-0 G4-3		4 0 0 0 0 3 2	
10 Chipper Jones, S OBP: 0.380, SLG: 0.501 (1, 5) SAFE HR	0-1 SAFE HR			2-2 2B		1-1 G6-3		1-0 G1-3		4 2 2 2 0 0 0	
Fred McGriff, L OBP: 0.353, SLG: 0.443 (1, 3) SAFE L4	0-0 SAFE L4			1-1 1B FC5-2 2B		1-0 G4-3		1-0 F8		4 0 1 1 0 0 0	
Michael Tucker, L OBP: 0.344, SLG: 0.427 (1, 7) SAFE K	0-3 SAFE K			2-1 FC5-2 1B		2-3 K		2-0 G5-3 1B S		4 1 2 0 0 2 0	
Andruw Jones, R OBP: 0.344, SLG: 0.449 (1, 9)		2-2 G5-3		0-0 FC5-2 G6-3		2-0 L4		1 SAFE 2-2 G5-3		4 0 0 0 0 0 3	
Javy Lopez, R OBP: 0.346, SLG: 0.528 (1, 2)		0-3 K		1-2 3-H G6-3		0-2 G5-3		1-1 1B		4 0 1 1 0 1 2	
Tony Graffanino, R OBP: 0.337, SLG: 0.429 (1, 4)		1-3 K		1-0 1-2f G6-3		4-2 BB		3-H 1-3 K		3 0 0 0 1 2 1	
Denny Neagle, L OBP: 0.214, SLG: 0.227 (1, 1) Alan Embree, L (8, 1) Mark Wohlers, R (9, 1)			0-1 G1-3		1-3 K		0-2 K			3 0 0 0 0 2 1 0 0 0 0 0 0 0 0 0 0 0 0 0 0	
Inning Stats	R: 2 E: 0 K: 2 S: 12 H: 1 LOB: 0 BB: 1 P: 17	R: 0 E: 0 K: 2 S: 9 H: 0 LOB: 0 BB: 0 P: 12	R: 0 E: 0 K: 1 S: 8 H: 0 LOB: 0 BB: 0 P: 12	R: 1 E: 0 K: 0 S: 9 H: 3 LOB: 1 BB: 0 P: 15	R: 0 E: 0 K: 2 S: 11 H: 1 LOB: 1 BB: 0 P: 14	R: 0 E: 0 K: 1 S: 6 H: 0 LOB: 0 BB: 0 P: 10	R: 0 E: 0 K: 1 S: 9 H: 0 LOB: 1 BB: 1 P: 15	R: 0 E: 0 K: 0 S: 4 H: 0 LOB: 0 BB: 0 P: 6	R: 1 E: 0 K: 1 S: 15 H: 2 LOB: 1 BB: 0 P: 22	1B: 4 2B: 2 3B: 0 HR: 1 SF: 0 SAC: 0 DP: 1 HBP: 0	WP: 0 PB: 0 SB: 1 CS: 0 PA: 35
PITCHER Joey Hamilton, R ERA: 4.5 Jim Bruske, R ERA: 4.1 Tim Worrell, R ERA: 4.41	IP 7.0 WLS L BF 27 H 5 R 3 ER 3 SO 9 BB 2 IBB 0 HBP 0 BLK 0 WP 0 HR 1 S 64 P 95 ERA 3.86 WHIP 1.000	IP 1.2 WLS L BF 7 H 2 R 1 ER 1 SO 0 BB 0 IBB 0 HBP 0 BLK 0 WP 0 HR 0 S 14 P 22 ERA 5.40 WHIP 1.200	IP 0.1 WLS L BF 1 H 0 R 0 ER 0 SO 1 BB 0 IBB 0 HBP 0 BLK 0 WP 0 HR 0 S 5 P 6 ERA 0.00 WHIP 0.000	PITCHER IP WLS BF H R ER SO BB IBB HBP BLK WP HR S P ERA WHIP							

Atlanta Braves @ San Diego Padres
Qualcomm Stadium, San Diego, CA
Sun Sep 07 1997, 6:33 AM EDT
Att. 21,052 - Sunny - 83 F

livebaseballscorecards.com

AB	33
R	4
H	7
RBI	4
BB	2
SO	10
LOB	9



Batter	1	2	3	4	5	6	7	8	9	AB	R	H	RBI	BB	SO	LOB
Quilvio Veras, S OBP: 0.362, SLG: 0.342 (1, 4)	4-1 HBP 1B BB	1-2 F7			1-1 F9			0-0 G6-3		3	0	0	0	1	0	2
Steve Finley, L OBP: 0.304, SLG: 0.466 (1, 8)	1-1 HBP 1B	1-3 K			0-3 K			1-1 P3		4	0	1	0	0	2	2
Tony Gwynn, L OBP: 0.407, SLG: 0.552 (1, 9)	2-2 F7		1-1 G3			4-1 G5-4-3 E BB		1-1 G6-3		3	0	0	0	1	0	2
Ken Caminiti, S OBP: 0.389, SLG: 0.503 (1, 5)	2-3 K		2-3 K			2-0 E8 G5-4-3			1-3 K	4	0	0	0	0	3	3
Archi Cianfrocco, R OBP: 0.328, SLG: 0.355 (1, 3)	1-1		1-3 K			0-0 G5-4-3			0-0 F7	2	0	0	0	0	1	2
Trey Beamon, L OBP: 0.283, SLG: 0.294 (9, PH)	1-2 2-3 HBP					1-2 2-3				1	0	0	0	0	0	0
Carlos Hernandez, R OBP: 0.321, SLG: 0.468 (1, 2)	0-0 G1-3				1-2 G5-3			1-2 L4		3	0	0	0	0	0	4
Wally Joyner, L OBP: 0.396, SLG: 0.499 (9, PH)									0-0 1B	1	0	1	0	0	0	0
Chris Jones, R OBP: 0.314, SLG: 0.407 (1, 7)		2-2 SH1-4 1B			0-1 F8			2-2 F9		4	0	1	0	0	0	1
Chris Gomez, R OBP: 0.327, SLG: 0.331 (1, 6)		0-0 SH1-4 1B			4-2 CS BB			1-0 F8		2	0	1	0	1	0	0
Joey Hamilton, R OBP: 0.135, SLG: 0.240 (1, 1)		1-1 SH1-4			1-2 CS			0-0 F9		1	0	0	0	0	1	0
George Arias, R OBP: 0.300, SLG: 0.300 (7, PH)					0-3 K					1	0	0	0	0	0	0
Jim Bruske, R OBP: 0.167, SLG: 0.333 (8, 1)										0	0	0	0	0	0	0
Tim Worrell, R OBP: 0.294, SLG: 0.200 (9, 1)		1-2 2-3								0	0	0	0	0	0	0

Inning Stats	R: 0	H: 1	E: 0	K: 1	S: 11	LOB: 3	BB: 1	P: 21	R: 0	H: 2	E: 0	K: 1	S: 15	LOB: 2	BB: 0	P: 20	R: 0	H: 0	E: 0	K: 2	S: 8	LOB: 0	BB: 0	P: 12	R: 0	H: 0	E: 0	K: 0	S: 10	LOB: 0	BB: 1	P: 16	R: 0	H: 0	E: 1	K: 0	S: 7	LOB: 1	BB: 1	P: 14	R: 0	H: 0	E: 0	K: 0	S: 5	LOB: 0	BB: 0	P: 8	R: 0	H: 0	E: 0	K: 0	S: 5	LOB: 0	BB: 0	P: 7	R: 0	H: 0	E: 0	K: 1	S: 7	LOB: 1	BB: 0	P: 9
--------------	------	------	------	------	-------	--------	-------	-------	------	------	------	------	-------	--------	-------	-------	------	------	------	------	------	--------	-------	-------	------	------	------	------	-------	--------	-------	-------	------	------	------	------	------	--------	-------	-------	------	------	------	------	------	--------	-------	------	------	------	------	------	------	--------	-------	------	------	------	------	------	------	--------	-------	------

PITCHER	IP	WLS	BF	H	R	ER	SO	BB	IBB	HBP	BLK	WP	HR	S	P	ERA	WHIP
Denny Neagle, L ERA: 2.62 (1, 1)	7.0	W	27	3	0	0	6	3	0	1	0	0	0	64	100	0.00	0.857
Alan Embree, L ERA: 2.9 (8, 1)	1.0		3	0	0	0	0	0	0	0	0	0	0	5	7	0.00	0.000
Mark Wohlers, R ERA: 2.67 (9, 1)	1.0		4	1	0	0	1	0	0	0	0	0	0	7	9	0.00	1.000

BOTTOM

Atlanta Braves @ San Diego Padres
Qualcomm Stadium, San Diego, CA

Sun Sep 07 1997, 6:33 AM EDT
Att: 21,052 - Sunny - 83 F

AB	29
R	0
H	4
RBI	0
BB	3
SO	7
LOB	16



WP	PA	ERA	WHIP
0	35		
0			
0			
1			

Batter	1	2	3	4	5	6	7	8	9	10	11	12	13	AB R H RBI BB SO LOB	TOP											
Cliff Floyd, L OBP: 0.363, SLG: 0.452 (1, 8) (12, 9) (12, 3)	L5		1B	1B		FC5-4			K			G3		6 1 3 2 0 1 1												
Edgar Renteria, R OBP: 0.330, SLG: 0.345 (1, 6)	K		1B	1B		G5-3			F9			L9		6 0 2 1 0 1 2												
Gary Sheffield, R OBP: 0.426, SLG: 0.432 John Wehner, R OBP: 0.348, SLG: 0.364 Devon White, S OBP: 0.343, SLG: 0.352 (1, 9) (9, 9) (12, PH) (12, 8)	F4		K	G5-3				P6	P6			G3		5 0 0 0 0 1 3 0 0 0 0 0 0 0 1 0 0 0 0 0 1												
Bobby Bonilla, S OBP: 0.374, SLG: 0.468 (1, 5)		F7		1B	F8			G4-3				K	IBB	5 0 1 0 1 1 0												
Darren Daulton, L OBP: 0.379, SLG: 0.477 Jeff Conine, R OBP: 0.336, SLG: 0.390 Kirt Ojala, L (1, 3) (7, 3) (12, 1)	F9		BB	BB	G4-3			F7				K	F8	3 1 0 0 1 0 0 2 0 0 0 0 1 2 0 0 0 0 0 0 0												
Moises Alou, R OBP: 0.379, SLG: 0.499 John Cangelosi, S OBP: 0.332, SLG: 0.310 (1, 7) (10, 7) (12, 9)	P3		BB	BB	1B			E5				K		4 1 1 0 1 1 0 1 0 0 0 0 0 0												
Charles Johnson, R OBP: 0.359, SLG: 0.479 (1, 2)			G3	2B	P3			F9				P6		6 1 1 2 0 0 2												
Craig Counsell, L OBP: 0.404, SLG: 0.449 (1, 4)			SH1-4	BB	2B			E4				F7		5 2 1 1 1 1 1												
Al Leiter, L Felix Heredia, L Rob Stewart, R Jim Edmonds, L Ed Vosberg, L Robb Nen, R Dennis Cook, L Antonio Alfonzarica, R Kurt Abbott, R	SH1-4		BB	K				G6-4-3				P6		1 0 0 0 0 1 1 1 0												
Inning Stats	R: 0 E: 0 K: 1 S: 6	H: 0 LOB: 0 BB: 0 P: 8	R: 0 E: 0 K: 0 S: 6	H: 0 LOB: 0 BB: 0 P: 9	R: 1 E: 0 K: 1 S: 13	H: 2 LOB: 2 BB: 1 P: 23	R: 5 E: 0 K: 1 S: 26	H: 5 LOB: 1 BB: 2 P: 43	R: 0 E: 0 K: 0 S: 10	H: 1 LOB: 1 BB: 0 P: 18	R: 0 E: 0 K: 0 S: 7	H: 0 LOB: 0 BB: 0 P: 11	R: 0 E: 2 K: 0 S: 8	H: 0 LOB: 1 BB: 0 P: 15	R: 0 E: 0 K: 1 S: 6	H: 0 LOB: 0 BB: 0 P: 8	R: 0 E: 0 K: 3 S: 9	H: 0 LOB: 0 BB: 0 P: 15	R: 0 E: 0 K: 0 S: 12	H: 1 LOB: 2 BB: 1 P: 23	R: 0 E: 0 K: 0 S: 6	H: 0 LOB: 0 BB: 0 P: 13	1B: 6 2B: 3 3B: 0 HR: 0	SF: 0 SAC: 1 DP: 1 HBP: 0	WP: 0 PB: 0 SB: 1 CS: 1	PA: 53
PITCHER	IP WLS BF H R ER SO BB IBB HBP BLK WP HR S P ERA WHIP	Paul Menhart, R ERA: 5.12 Will Cunnane, R ERA: 5.59 Todd Erdos, R ERA: 6.14 Heath Murray, L ERA: 6.37 Marc Kroon, R ERA: 8.44	IP WLS BF H R ER SO BB IBB HBP BLK WP HR S P ERA WHIP	Sterling Hitchcock, L ERA: 4.83 Trevor Hoffman, R ERA: 2.89 Dario Veras, R ERA: 4.22 Tim Worrell, R ERA: 4.37	IP WLS BF H R ER SO BB IBB HBP BLK WP HR S P ERA WHIP																					

Florida Marlins @ San Diego Padres
 Qualcomm Stadium, San Diego, CA
 Tue Sep 09 1997, 10:05 PM EDT
 Att. 13,302 - Unknown - 80 F

livebaseballscorecards.com

AB	47
R	6
H	9
RBI	6
BB	5
SO	8
LOB	15



Batter	1	2	3	4	5	6	7	8	9	10	11	12	13	AB R H RBI BB SO LOB
Quilvio Veras, S <small>(1, 4) OBP: 0.362, SLG: 0.342</small>	0-1 F7		1-0 G4-3		4-2 FC4-6 BB		1-1 P4	1-1 F9			2-0 BB 2B	2-1 F9		6 0 1 0 1 0 5
Steve Finley, L <small>(1, 8) OBP: 0.305, SLG: 0.473</small>	2-3 K		1-3 K		1-2 FC4-6 HR		0-0 1B 2B		1-1 HR		3-1 F8		1-1 1B 1B	7 4 3 1 0 2 3
Ken Caminiti, S <small>(1, 5) OBP: 0.391, SLG: 0.502</small>	1-1 1B			4-2 HR BB	0-1 F7		2-2 S 1B		2-2 F8		4-0 BB IBB		2-1 F7	5 1 2 1 2 0 2
Greg Vaughn, R <small>(1, 7) OBP: 0.310, SLG: 0.374</small>	3-2 F8			2-3 K	2-2 HR		4-2 L3 BB		2-3 K		4-1 BB		1-3 K	5 1 1 2 2 3 3
Chris Jones, R <small>(1, 9) OBP: 0.310, SLG: 0.421</small> Mark Sweeney, L <small>(11, PH) OBP: 0.353, SLG: 0.363</small> <small>(12, 9)</small>		1-3 K		1-1 HR	0-3 K		1-2 L3		2-3 K		1-2 F9		0-2 1B	5 1 1 2 0 3 2 2 0 1 1 0 0 3
Derrek Lee, R <small>(1, 3) OBP: 0.333, SLG: 0.237</small> Dario Veras, R <small>(11, 1)</small> Trey Beamon, L <small>(12, PH) OBP: 0.278, SLG: 0.288</small> Mandy Romero, S <small>(13, 2) OBP: 0.256, SLG: 0.395</small>		0-0 G5-3		1-0 G6-3		3-2 2B		0-1 1B 1B		3-3 K		3-2 P6		5 0 2 0 0 1 0 0 0 0 0 0 0 0 1 0 0 0 0 0 0 0 0 0 0 0 0 0
Chris Gomez, R <small>(1, 6) OBP: 0.325, SLG: 0.328</small>		1-1 G4-3		4-2 1B BB		2-3 K		1 SAFE 2-2 F9		1-3 K		1-0 G6-3		5 0 0 0 1 2 2
John Flaherty, R <small>(1, 2) OBP: 0.317, SLG: 0.383</small> Ruben Rivera, R <small>(8, PR)</small> Carlos Hernandez, R <small>(9, 2) OBP: 0.325, SLG: 0.488</small> Tim Worrell, R <small>(13, 1) OBP: 0.294, SLG: 0.200</small>			3-2 G4-3 SH3-4 1B	0-0 FC5-4 1B		1-0 F7		1 SAFE 2-1 1B		1-1 G6-3		0-2 BB 1B		4 0 3 0 0 0 1 0 0 0 0 0 0 0 2 0 1 0 0 0 0 0 0 0 0 0 0 0
<small>Paul Montant, R Will Costello, R Craig Shipley, R Todd Etnick, R Heath Hickey, L George Arias, R Marc Kroon, R Sterling Hitchcock, L Tray Davis, L Trevor Hoffpinger, R Wally Joyner, L</small>		2-1 SH3-4		0-2 FC5-4		2-0 F8		1-3 K		3-3 K		4-1 BB BB		0 0 0 0 0 0 0 0 0 0 0 0 0 0 1 0 0 0 0 0 0 1 0 0 0 0 0 0 0 0 0 0 0 0 0 1 0 0 0 0 0 0 1 0 0 0 0 0 0

Inning Stats	R: 0	H: 1	E: 0	LOB: 1	K: 1	BB: 0	S: 13	P: 19	R: 0	H: 0	E: 0	LOB: 0	K: 1	BB: 0	S: 6	P: 8	R: 0	H: 1	E: 0	LOB: 1	K: 1	BB: 0	S: 9	P: 16	R: 2	H: 1	E: 0	LOB: 0	K: 1	BB: 1	S: 15	P: 22	R: 1	H: 2	E: 0	LOB: 1	K: 0	BB: 1	S: 11	P: 19	R: 0	H: 2	E: 0	LOB: 2	K: 1	BB: 0	S: 13	P: 19	R: 1	H: 1	E: 0	LOB: 0	K: 2	BB: 0	S: 8	P: 13	R: 0	H: 1	E: 0	LOB: 3	K: 1	BB: 1	S: 10	P: 20	R: 1	H: 2	E: 0	LOB: 1	K: 1	BB: 0	S: 10	P: 14	1B: 9	SF: 0	2B: 4	SAC: 1	3B: 0	DP: 1	HR: 3	HBP: 0	WP: 0	PA: 59
--------------	------	------	------	--------	------	-------	-------	-------	------	------	------	--------	------	-------	------	------	------	------	------	--------	------	-------	------	-------	------	------	------	--------	------	-------	-------	-------	------	------	------	--------	------	-------	-------	-------	------	------	------	--------	------	-------	-------	-------	------	------	------	--------	------	-------	------	-------	------	------	------	--------	------	-------	-------	-------	------	------	------	--------	------	-------	-------	-------	-------	-------	-------	--------	-------	-------	-------	--------	-------	--------

PITCHER	IP	WLS	BF	H	R	ER	SO	BB	IBB	HBP	BLK	WP	HR	S	P	ERA	WHIP
Al Leiter, L ERA: 4.62	(1, 1)	6.0	27	6	4	4	6	3	0	0	0	0	2	66	108	6.00	1.500
Felix Heredia, L ERA: 4.41	(7, 1)	0.1	3	2	1	1	0	0	0	0	0	0	6	9	27.00	6.000	
Rob Stanifer, R ERA: 4.73	(7, 1)	0.2	2	0	0	0	0	1	0	0	0	0	5	10	0.00	1.500	
Ed Vosberg, L ERA: 3.83	(8, 1)	1.0	5	2	0	0	1	0	0	0	0	0	13	19	0.00	2.000	
Robb Nen, R ERA: 3.84	(9, 1)	1.0	4	1	1	1	2	0	0	0	0	0	1	13	20	9.00	1.000

PITCHER	IP	WLS	BF	H	R	ER	SO	BB	IBB	HBP	BLK	WP	HR	S	P	ERA	WHIP
Dennis Cook, L ERA: 4.0	(10, 1)	1.2	7	1	0	0	3	0	1	0	0	0	0	14	31	0.00	0.600
Antonio Alfonseca, R ERA: 2.25	(11, 1)	1.0	5	1	0	0	0	1	0	0	0	0	0	13	22	0.00	2.000
Kirt Ojala, L ERA: 2.84	(12, 1)	1.0	L 6	2	1	1	1	1	0	0	0	0	0	13	23	9.00	3.000

Florida Marlins @ San Diego Padres
Qualcomm Stadium, San Diego, CA
 Tue Sep 09 1997, 10:05 PM EDT
 Att: 13,302 - Unknown - 80 F

livebaseballscorecards.com

AB	51
R	7
H	15
RBI	7
BB	7
SO	13
LOB	26



BOTTOM

Florida Marlins @ San Diego Padres
Qualcomm Stadium, San Diego, CA
Wed Sep 10 1997, 10:05 PM EDT
Att: 10,893 - Unknown - 78 F

livebaseballscorecards.com

AB 33
R 4
H 10
RBI 4
BB 3
SO 4
LOB 16



WP: 0 PA: 39
PB: 0
SB: 0
CS: 0

AB R H RBI BB SO LOB

5 2 3 0 0 1 2

4 0 0 0 0 1 5

5 1 2 1 0 0 1

3 0 0 0 1 0 0

3 1 0 1 1 1 2

4 0 2 2 0 0 0

4 0 1 0 0 0 2

3 0 1 0 1 0 3

0 0 0 0 0 0 0

0 0 0 0 0 0 0

1 0 0 0 0 1 1

0 0 0 0 0 0 0

1B: 7 SF: 0
2B: 3 SAC: 2
3B: 0 DP: 0
HR: 0 HBP: 1

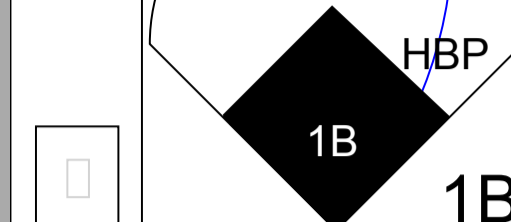
1B: 7 SF: 0
2B: 3 SAC: 2
3B: 0 DP: 0
HR: 0 HBP: 1

1B: 7 SF: 0
2B: 3 SAC: 2
3B: 0 DP: 0
HR: 0 HBP: 1

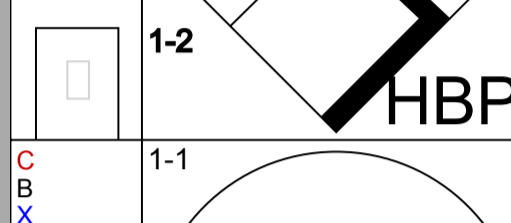
1B: 7 SF: 0
2B: 3 SAC: 2
3B: 0 DP: 0
HR: 0 HBP: 1

1B: 7 SF: 0
2B: 3 SAC: 2
3B: 0 DP: 0
HR: 0 HBP: 1

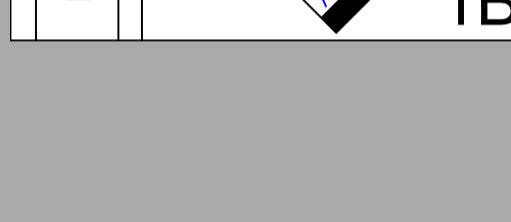
2-2



3-0



1-1



0-0



0-1



3-2



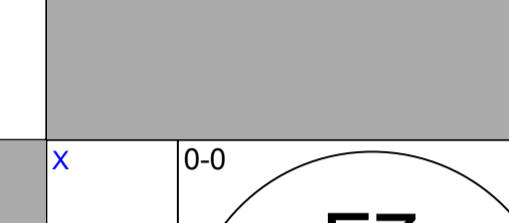
2-3



0-0



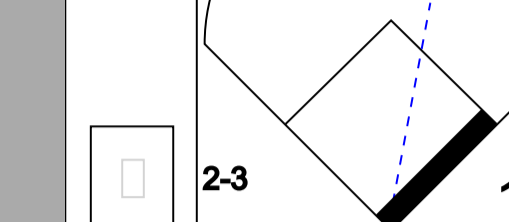
3-2



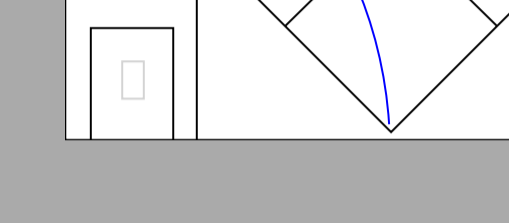
0-0



2-2



0-1



2-1



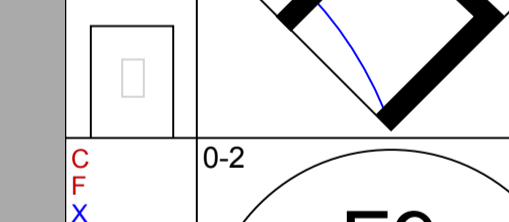
1-1



1-0



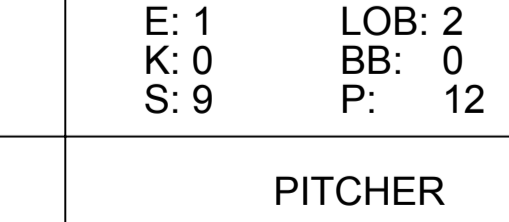
0-2



2-1



1-1



1-2



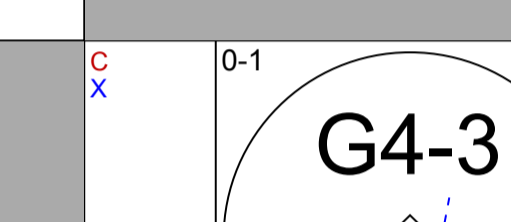
2-2



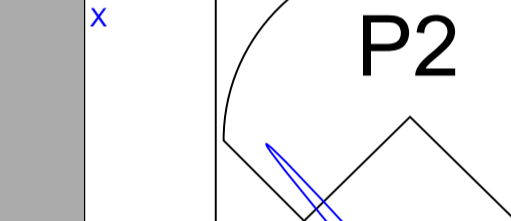
0-1



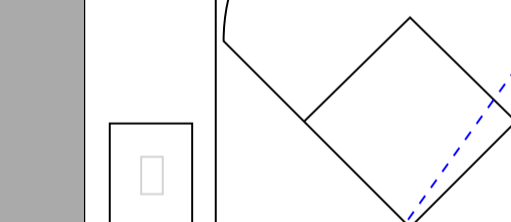
2-1



0-0




3-2



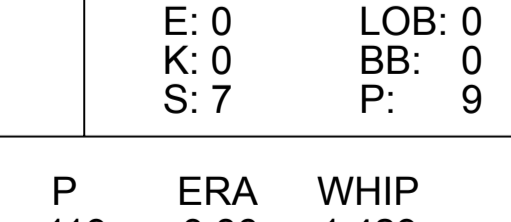
3-2



0-1



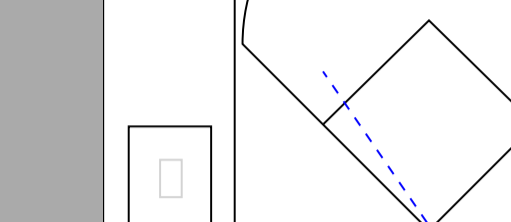
1-1



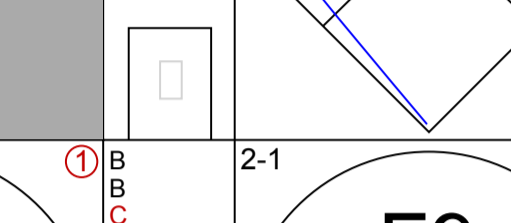
1-1




3-3



3-3



3-2



4-1



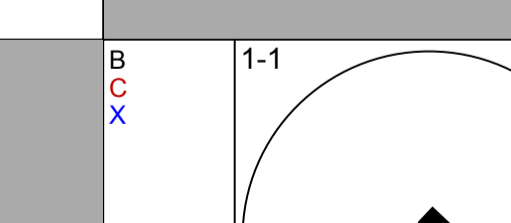
3-2



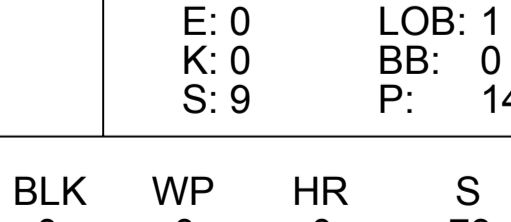
3-2



0-0



0-0



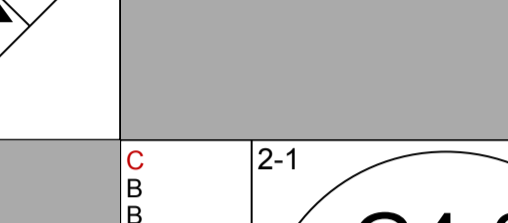
0-0



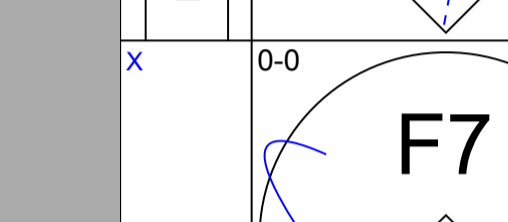
3-3



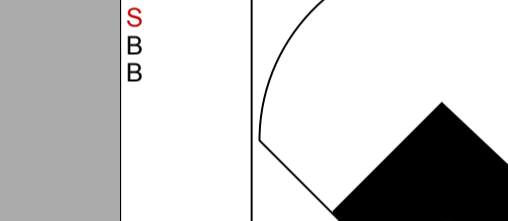
3-3



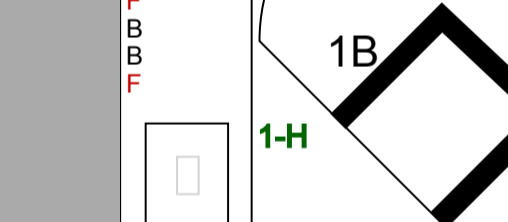
3-2



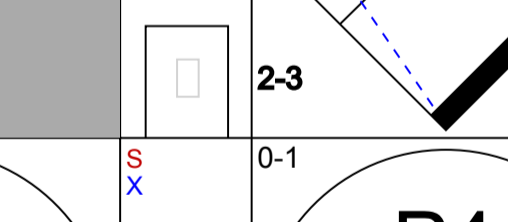
4-1




3-2



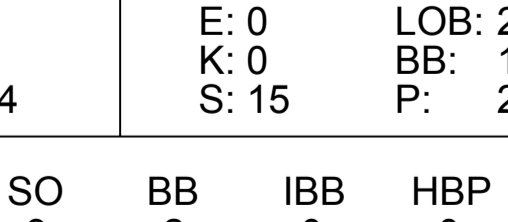
3-2



0-0



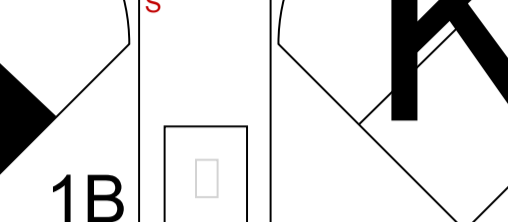
0-0



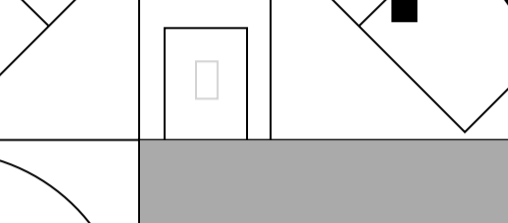
1-2



1-1



1-2



3-2



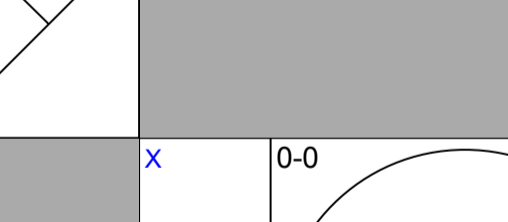
4-1



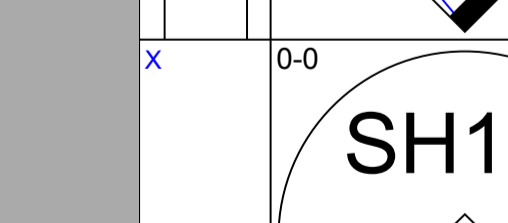
0-2



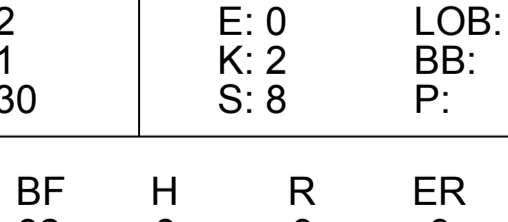
1-1



0-0



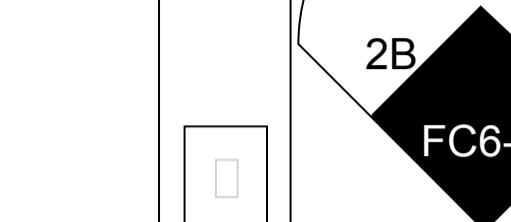
1-2



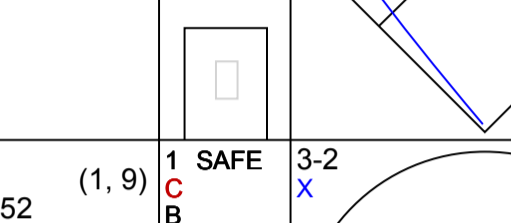
1-1



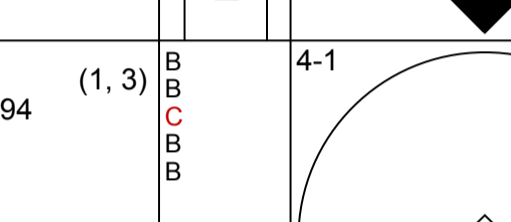
(1, 4)



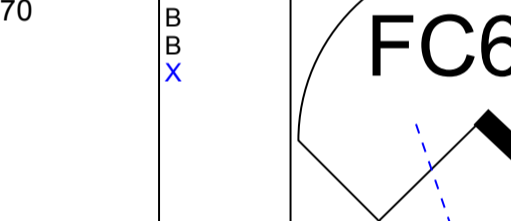
(1, 8)



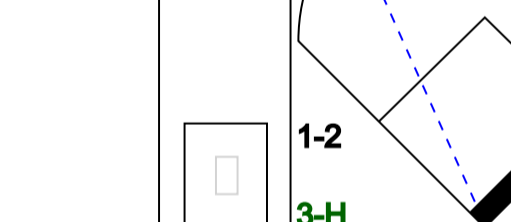
(1, 9)



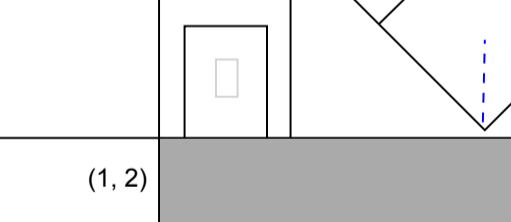
(1, 3)




(1, 7)



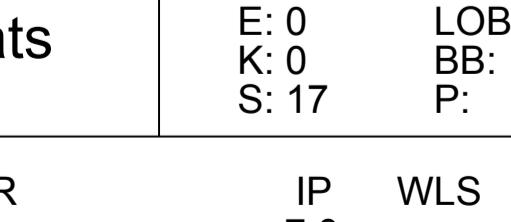
(1, 6)



(1, 5)



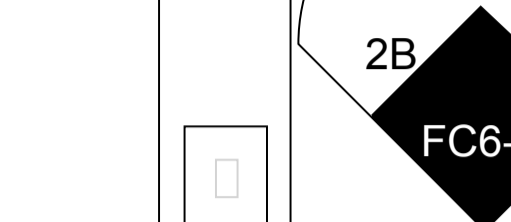
(1, 2)



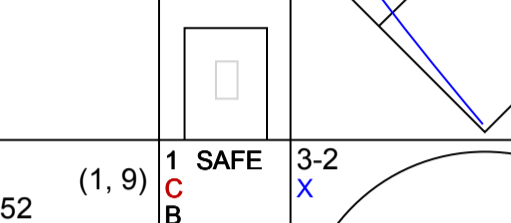
(8, PR)



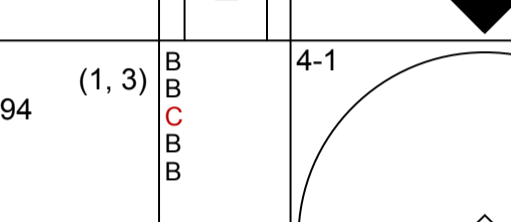
(8, 2)



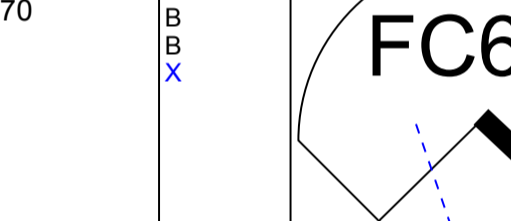
(8, 3)



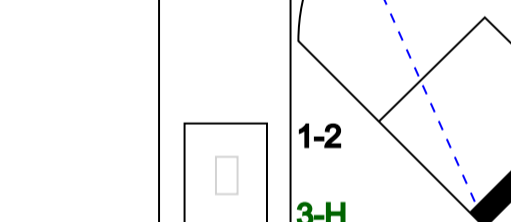
(8, 1)



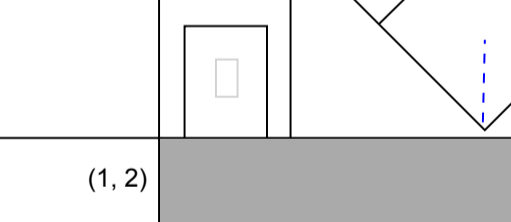
(8, 2)




(8, 3)



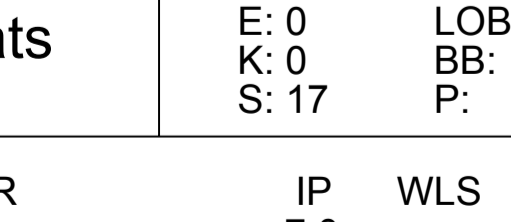
(8, 1)



(8, 2)



(8, PH)




(9, 1)



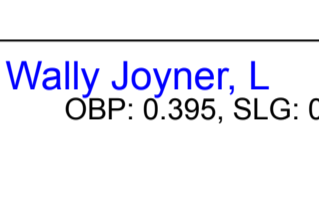
(1, 4)



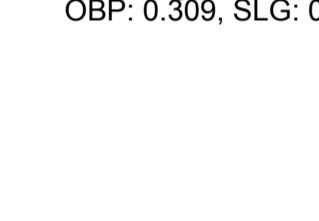
(1, 8)




(1, 9)



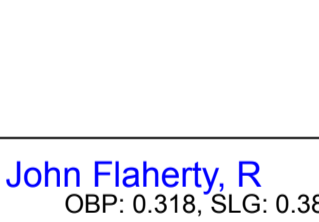
(1, 3)



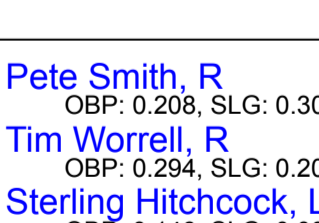
(1, 7)



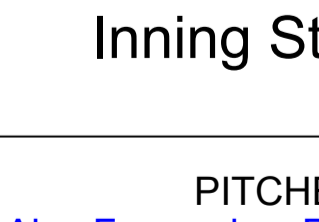
(1, 6)



(1, 5)



(1, 2)




(8, PR)



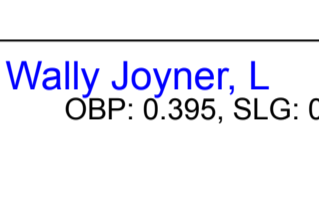
(8, 2)



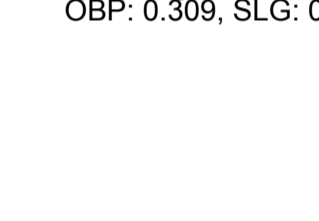
(8, 3)



(8, 1)



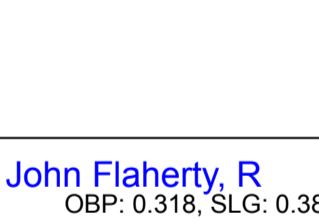
(8, 2)



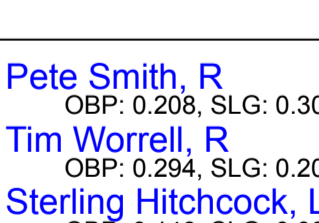
(8, 3)



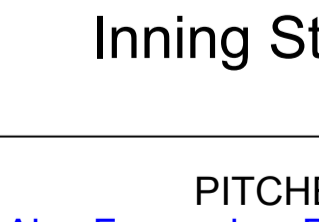
(8, 1)



(8, 2)



(8, PH)




(9, 1)



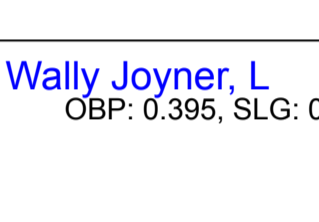
(1, 4)



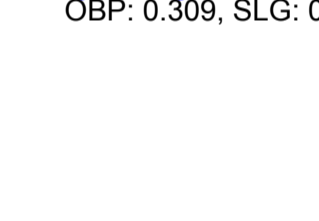
(1, 8)




(1, 9)



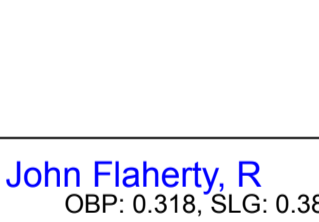
(1, 3)



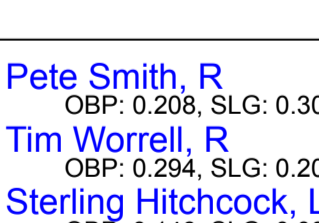
(1, 7)



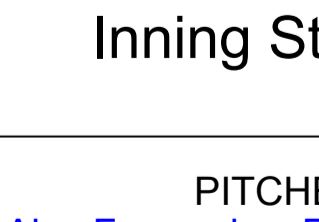
(1, 6)



(1, 5)



(1, 2)




(8, PR)



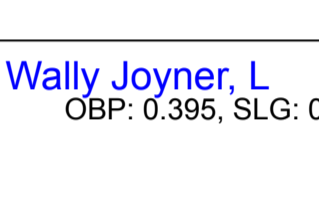
(8, 2)



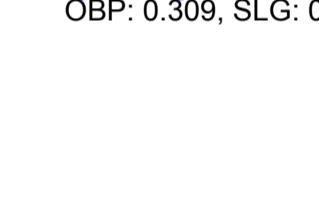
(8, 3)



(8, 1)



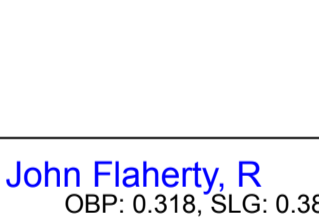
(8, 2)



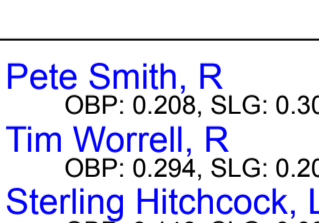
(8, 3)



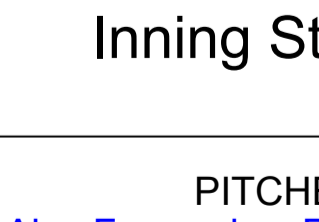
(8, 1)



(8, 2)



(8, PH)




(9, 1)



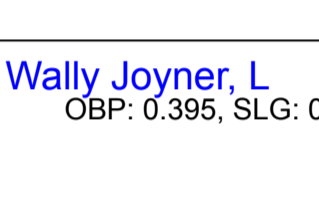
(1, 4)



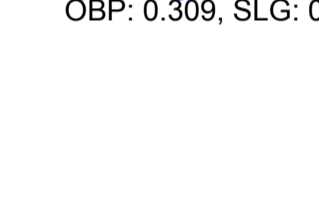
(1, 8)



(1, 9)



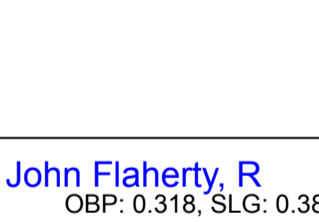
(1, 3)



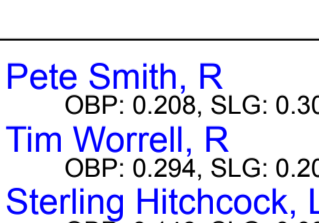
(1, 7)



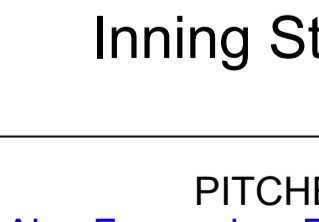
(1, 6)



(1, 5)



(1, 2)




(8, PR)



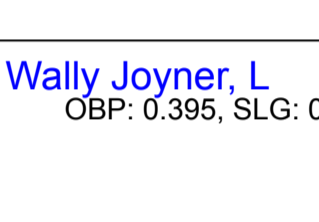
(8, 2)



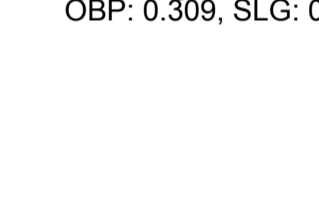
(8, 3)



(8, 1)



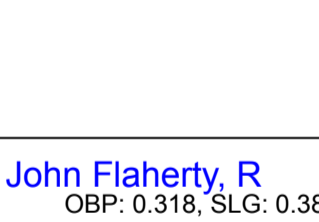
(8, 2)



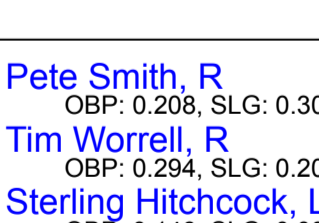
(8, 3)



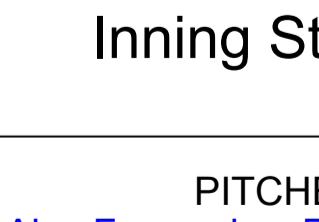
(8, 1)



(8, 2)



(8, PH)




(9, 1)



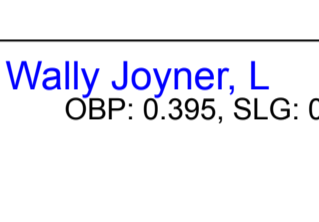
(1, 4)



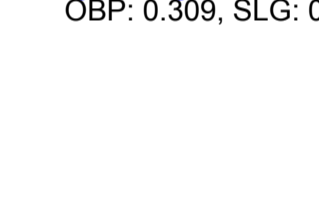
(1, 8)



(1, 9)



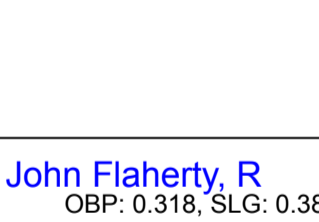
(1, 3)



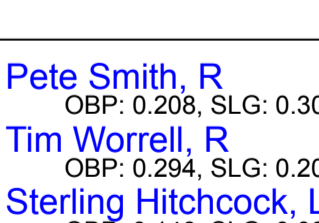
(1, 7)



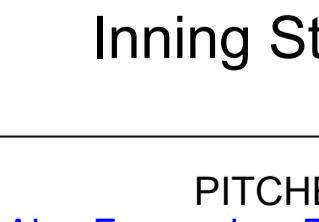
(1, 6)



(1, 5)



(1, 2)




(8, PR)



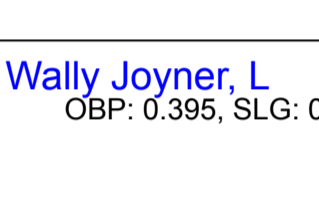
(8, 2)



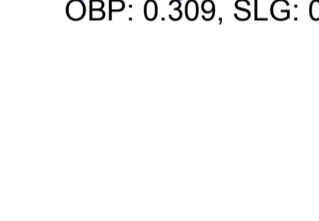
(8, 3)



(8, 1)



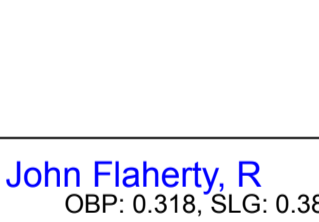
(8, 2)



(8, 3)



(8, 1)



(8, 2)

Batter	1	2	3	4	5	6	7	8	9	AB R H RBI BB SO LOB	TOP		
Quilvio Veras, S (1, 4) <small>OBP: 0.364, SLG: 0.344</small>	0-2 		0-1 		2-2 		4-2 		1-2 	4 0 1 1 1 0 1			
Steve Finley, L (1, 8) <small>OBP: 0.305, SLG: 0.469</small> Ken Caminiti, S (7, PH) <small>OBP: 0.391, SLG: 0.501</small> Marc Kroon, R (7, 1) <small>OBP: 0.273, SLG: 0.283</small> Dario Veras, R (8, 1) <small>OBP: 0.273, SLG: 0.283</small> Trey Beamon, L (9, PH) <small>OBP: 0.273, SLG: 0.283</small>	2-2 		1-3 			1-3 	2-0 		0-3 	3 0 1 0 0 2 1 1 0 0 0 0 0 3 0 0 0 0 0 0 0 0 0 0 0 0 0 0 1 0 0 0 0 1 0			
Tony Gwynn, L (1, 9) <small>OBP: 0.404, SLG: 0.548</small>	1-1 		1-0 			0-1 		0-1 		4 0 0 0 0 0 2			
Wally Joyner, L (1, 3) <small>OBP: 0.397, SLG: 0.494</small> Derrek Lee, R (8, PH) <small>OBP: 0.348, SLG: 0.282</small>		1-1 		2-0 		4-1 		2-1 		2 0 1 0 1 0 0 1 1 1 0 0 0 0			
Greg Vaughn, R (1, 7) <small>OBP: 0.311, SLG: 0.372</small>		3-1 		2-3 		1-3 		2-0 		4 0 2 1 0 2 1			
Craig Shipley, R (1, 6) <small>OBP: 0.320, SLG: 0.496</small>		0-0 		1-1 			0-1 		2-2 	4 0 2 0 0 0 3			
Carlos Hernandez, R (1, 2) <small>OBP: 0.331, SLG: 0.470</small> Ruben Rivera, R (8, PR) <small>OBP: 0.318, SLG: 0.383</small> John Flaherty, R (8, 2) <small>OBP: 0.318, SLG: 0.383</small>		2-3 		2-2 			0-1 		1-1 	4 0 2 0 0 1 2 0 0 0 0 0 0 0 0 0 0 0 0 0 0			
George Arias, R (1, 5) <small>OBP: 0.316, SLG: 0.316</small>		2-1 		0-0 			1-0 		2-0 	4 1 2 0 0 0 4			
Andy Ashby, R (1, 1) <small>OBP: 0.088, SLG: 0.073</small> Mark Sweeney, L (7, PH) <small>OBP: 0.353, SLG: 0.362</small>		0-0 		0-0 			1-2 		1-1 	1 0 0 0 0 0 1 2 0 1 0 0 0 0			
Inning Stats	R: 0 H: 1 E: 0 LOB: 0 K: 0 BB: 0 S: 11 P: 14	R: 0 H: 2 E: 0 LOB: 1 K: 1 BB: 0 S: 8 P: 14	R: 1 H: 2 E: 0 LOB: 1 K: 1 BB: 0 S: 9 P: 13	R: 0 H: 1 E: 0 LOB: 1 K: 1 BB: 0 S: 10 P: 17	R: 0 H: 1 E: 0 LOB: 0 K: 0 BB: 0 S: 5 P: 7	R: 0 H: 0 E: 0 LOB: 1 K: 2 BB: 1 S: 10 P: 16	R: 0 H: 3 E: 0 LOB: 3 K: 0 BB: 1 S: 12 P: 20	R: 1 H: 3 E: 0 LOB: 3 K: 0 BB: 0 S: 11 P: 20	R: 0 H: 0 E: 0 LOB: 0 K: 1 BB: 0 S: 9 P: 11	1B: 12 SF: 0 2B: 3 SAC: 1 3B: 0 DP: 4 HR: 0 HBP: 0	WP: 1 PA: 38 PB: 0 SB: 0 CS: 0		
PITCHER	IP WLS BF H R ER SO BB IBB HBP BLK WP HR S P ERA WHIP											PITCHER	IP WLS BF H R ER SO BB IBB HBP BLK WP HR S P ERA WHIP
Matt Morris, R (1, 1) <small>ERA: 3.03</small>	6.2 W 28 10 1 1 5 2 0 0 0 0 0 0 64 98 1.35 1.800												
Tony Fossas, L (7, 1) <small>ERA: 2.83</small>	0.2 2 0 0 0 0 0 0 0 0 0 0 0 3 5 0.00 0.000												
Curtis King, R (8, 1) <small>ERA: 3.18</small>	0.2 5 3 1 1 0 0 0 0 0 0 1 0 9 18 13.50 4.500												
Dennis Eckersley, R (9, 1) <small>ERA: 3.67</small>	1.0 S 3 0 0 0 1 0 0 0 0 0 0 0 9 11 0.00 0.000												

San Diego Padres @ St. Louis Cardinals
 Busch Stadium, St. Louis, MO

AB	35
R	2
H	13
RBI	2
BB	2
SO	6
LOB	18



Fri Sep 12 1997, 7:05 PM CDT
 Att. 30,156 - Unknown - 78 F

BOTTOM

San Diego Padres @ St. Louis Cardinals
Busch Stadium, St. Louis, MO

livebaseballscorecards.com

AB	28
R	4
H	7
RBI	3
BB	4
SO	7
LOB	12



WP:	1	PA:	34
PB:	0		
SB:	1		
CS:	1		

Fri Sep 12 1997, 7:05 PM CDT
Att: 30,156 - Unknown - 78 F

AB	R	H	RBI	BB	SO	LOB
4	0	0	0	0	1	0
4	0	2	0	0	0	0
4	0	0	0	0	2	2
3	1	2	1	1	1	0
3	1	1	0	0	0	3
0	0	0	0	0	0	0
0	0	0	0	0	0	0
0	0	0	0	1	0	0
0	0	0	0	0	0	0
3	2	2	0	0	0	1
0	0	0	0	1	0	0
2	0	0	0	1	1	3
2	0	0	2	0	0	2
2	0	0	0	0	2	1
1	0	0	0	0	0	0
1B:	5	SF:	1			
2B:	1	SAC:	1			
3B:	0	DP:	0			
HR:	1	HBP:	0			

Batter	1	2	3	4	5	6	7	8	9
Delino DeShields, L (1, 4) OBP: 0.343, SLG: 0.439	2-0 G1-3		2-1 G5-3		0-0 L6		3-3 K		
Willie McGee, S (1, 9) OBP: 0.360, SLG: 0.435	2-1 CS 1B		0-0 1B 1B		0-0 G4-3		3-2 G3		
Mark McGwire, R (1, 3) OBP: 0.393, SLG: 0.646	3-3 K 1-2		1-3 K		3-1 P6			2-1 F7	
Ray Lankford, L (1, 8) OBP: 0.411, SLG: 0.603		4-1 FC5-4 BB	3-2 S 1B		2-0 HR			2-3 K	
Gary Gaetti, R (1, 5) OBP: 0.319, SLG: 0.420		0-0 FC5-4 BB 1B	2-1 G5-3		0-1 1B			4-2 BB BB	
Tony Fossas, L (7, 1)		1-2f WP	1-2						
Curtis King, R (8, 1)									
Phil Plantier, L (8, PH) OBP: 0.349, SLG: 0.467		2-2 WP BB G5-3 1B		0-1 SH1-3 SF8 2B		1-2 P2		4-0 FC6-4 BB	
Dennis Eckersley, R (9, 1)		1-2						1-2 FC6-4	
Dmitri Young, S (1, 7) OBP: 0.335, SLG: 0.363		SAFE							
Scarborough Green, S (7, 7) OBP: 0.211, SLG: 0.167		SAFE							
Mike DiFelice, R (1, 2) OBP: 0.298, SLG: 0.325		4-2 G5-3 WP BB		0-0 SH1-3		1-3 K		1-2 FC6-4	
Royce Clayton, R (1, 6) OBP: 0.297, SLG: 0.387		2-1 G5-3		2-3		1-1 G4-3			
Matt Morris, R (1, 1) OBP: 0.261, SLG: 0.234		1-3 2-H 3-H		0-0 SF8					
David Bell, R (7, 5) OBP: 0.313, SLG: 0.394		3-3 K		2-3 K					

Inning Stats	R	H	E	K	S	H	LOB	BB	IBB	HBP	BLK	WP	HR	S	P	ERA	WHIP
1	0	1	0	1	6	1	0	0	0	0	0	0	0	13			
2	2	1	0	0	16	1	1	2	0	0	0	0	0	31			
3	0	2	0	1	11	2	2	0	0	0	0	0	0	19			
4	1	1	0	1	7	1	0	0	0	0	0	0	0	9			
5	0	0	0	0	4	0	0	0	0	0	0	0	0	7			
6	1	2	0	1	12	1	1	0	0	0	0	0	0	16			
7	0	0	0	1	10	0	0	0	0	0	0	0	0	16			
8	0	0	0	1	13	0	2	2	0	0	0	0	0	26			
9	0	0	0	0	0	0	0	0	0	0	0	0	0	0			

PITCHER	IP	WLS	BF	H	R	ER	SO	BB	IBB	HBP	BLK	WP	HR	S	P	ERA	WHIP
Andy Ashby, R (1, 1) ERA: 4.13	6.0	L	26	7	4	4	5	2	0	0	0	1	1	56	95	6.00	1.500
Marc Kroon, R (7, 1) ERA: 6.43	1.2		7	0	0	0	2	2	0	0	0	0	0	20	38	0.00	1.200
Dario Veras, R (8, 1) ERA: 4.15	0.1		1	0	0	0	0	0	0	0	0	0	0	3	4	0.00	0.000

BOTTOM

San Diego Padres @ St. Louis Cardinals
Busch Stadium, St. Louis, MO
Sat Sep 13 1997, 3:33 AM CDT
Att. 32,982 - Cloudy - 78 F

livebaseballscores.com

AB 33
R 3
H 6
RBI 3
BB 6
SO 11
LOB 14



WP: 1 PA: 40
PB: 0
SB: 1
CS: 0

AB R H RBI BB SO LOB

5 1 2 2 0 1 2

5 0 1 0 0 3 3

4 0 1 0 1 2 1

0 0 0 0 1 0 0
3 0 0 0 1 1 1

3 0 0 1 0 0 2

3 1 0 0 1 1 2

3 1 0 0 1 2 0

4 0 1 0 0 1 2

1 0 1 0 0 0 0
0 0 0 0 0 0 0
0 0 0 0 1 0 0
0 0 0 0 0 0 0
1 0 0 0 0 0 1
0 0 0 0 0 0 0
1 0 0 0 0 0 0
0 0 0 0 0 0 0

1B: 6 SF: 1
2B: 0 SAC: 0
3B: 0 DP: 0
HR: 0 HBP: 0

Batter	1	2	3	4	5	6	7	8	9
Royce Clayton, R OBP: 0.298, SLG: 0.387 (1, 6)	0-0 G4-3	1-1 FC6-4		0-0 1B			3-2 SF8 1B		1-3 K
Ron Gant, R OBP: 0.311, SLG: 0.386 (1, 7)	1-0 1B		2-2 G5-3	1-3 K			2-3 K		2-3 K
Mark McGwire, R OBP: 0.393, SLG: 0.642 (1, 3)	1-3 K		0-1 F7		2-3 K		4-2 BB BB		0-1 1B
Ray Lankford, L OBP: 0.412, SLG: 0.603 Scarborough Green, S OBP: 0.217, SLG: 0.143 (1, 8) (3, PH) (4, 8)	4-0 FC6-4 1-2 BB		2-2 G4-3		0-0 F7		4-2 1-2 2-3 BB		2-3 K
Gary Gaetti, R OBP: 0.316, SLG: 0.418 (1, 5)	2-2 FC6-4			0-0 G5-3	0-1 G6-3		0-0 SF8		
Dmitri Young, S OBP: 0.334, SLG: 0.359 (1, 9)		1-2 G4-3		4-2 BB 1B BB		1-2 F7	1-3 K		
David Bell, R OBP: 0.310, SLG: 0.383 (1, 4)		2-3 K		4-2 BB 1B BB		2-3 K		2-2 G2-3	
Eli Marrero, R OBP: 0.250, SLG: 0.333 (1, 2)		2-2 1B 1B		0-0 F9		3-3 K		3-1 F7	
Sean Lowe, R OBP: 0.340, SLG: 0.500 Jose Bautista, R OBP: 0.336, SLG: 0.384 Tom Lampkin, L OBP: 0.336, SLG: 0.384 Brady Raggio, R OBP: 0.340, SLG: 0.462 Phil Plantier, L OBP: 0.182, SLG: 0.100 Mark Petkovsek, R OBP: 0.359, SLG: 0.433 Willie McGee, S OBP: 0.359, SLG: 0.433 John Frascatore, R OBP: 0.359, SLG: 0.433 (1, 1) (3, 1) (4, PH) (5, 1) (6, PH) (7, 1) (8, PH) (9, 1)	0-0 FC6-4 1-2 1B	0-0 FC6-4 1-2 1B		4-1 1B	1-2 2-3 BB	1-2 G6-3		3-2 P5	

Inning Stats	R: 0	H: 1	E: 0	LOB: 2	K: 1	P: 16	R: 0	H: 2	E: 0	LOB: 2	K: 1	P: 19	R: 0	H: 0	E: 0	LOB: 0	K: 0	P: 13	R: 2	H: 1	E: 0	LOB: 2	K: 1	P: 24	R: 0	H: 0	E: 0	LOB: 0	K: 1	P: 8	R: 0	H: 0	E: 0	LOB: 1	K: 2	P: 27	R: 1	H: 1	E: 0	LOB: 2	K: 2	P: 30	R: 0	H: 0	E: 0	LOB: 0	K: 0	P: 20	R: 0	H: 1	E: 0	LOB: 1	K: 3	P: 17	1B: 6	SF: 1	2B: 0	SAC: 0	3B: 0	DP: 0	HR: 0	HBP: 0
--------------	------	------	------	--------	------	-------	------	------	------	--------	------	-------	------	------	------	--------	------	-------	------	------	------	--------	------	-------	------	------	------	--------	------	------	------	------	------	--------	------	-------	------	------	------	--------	------	-------	------	------	------	--------	------	-------	------	------	------	--------	------	-------	-------	-------	-------	--------	-------	-------	-------	--------

PITCHER	IP	WLS	BF	H	R	ER	SO	BB	IBB	HBP	BLK	WP	HR	S	P	ERA	WHIP
Will Cunnane, R ERA: 5.56 (1, 1)	3.2		19	4	2	2	2	4	0	0	0	0	0	38	68	4.91	2.182
Todd Erdos, R ERA: 4.82 (4, 1)	2.0	W	7	0	0	0	4	0	0	0	0	1	0	26	35	0.00	0.000
Heath Murray, L ERA: 6.3 (6, 1)	0.1		1	0	0	0	0	0	0	0	0	0	0	3	4	0.00	0.000
Jim Bruske, R ERA: 4.02 (7, 1)	2.0		9	1	1	1	2	2	0	0	0	0	0	28	50	4.50	1.500
Tim Worrell, R ERA: 4.38 (9, 1)	1.0		4	1	0	0	3	0	0	0	0	0	0	12	17	0.00	1.000

Batter	1	2	3	4	5	6	7	8	9	AB	R	H	RBI	BB	SO	LOB	TOP								
Quilvio Veras, S (1, 4) <small>OBP: 0.361, SLG: 0.340</small> Tim Worrell, R (8, 1) <small>OBP: 0.294, SLG: 0.200</small> Dario Veras, R (8, 1)	1-2 G6-3	0-0 F7		4-2 BB		1-1 F9		0-2 CS 1B		4	0	1	0	1	0	1									
Steve Finley, L (1, 8) <small>OBP: 0.305, SLG: 0.473</small>	1-1 HR	1-3 K		0-1 L4		1-3 K		0-1 F8		5	1	1	1	0	2	4									
Tony Gwynn, L (1, 9) <small>OBP: 0.404, SLG: 0.547</small>	3-1 1B 2B			1-0 F9		1-1 1B SF9 1B		0-0 CS 1-2	1-1 G4-3	5	2	2	0	0	0	0									
Ken Caminiti, S (1, 5) <small>OBP: 0.394, SLG: 0.499</small>	0-3 K			2-3 K		1-1 SF9 1B 1-2 1B		3-2 G5-3	4-2 FC3-6 BB	4	0	1	0	1	2	1									
Wally Joyner, L (1, 3) <small>OBP: 0.395, SLG: 0.496</small>	0-1 2-H 1B			2-1 F7		3-1 BB 1-2 2-3 1B		2-3 K	1-0 FC3-6 1-2f	5	0	2	1	0	1	1									
Greg Vaughn, R (1, 7) <small>OBP: 0.318, SLG: 0.379</small> Marc Kroon, R (8, 1) Jorge Velandia, R (8, 6) <small>OBP: 0.176, SLG: 0.188</small> Mark Sweeney, L (9, PH) <small>OBP: 0.351, SLG: 0.360</small>	4-2 FC6-4 BB			1-2 1B SF8 1B		3-3 K		2-2 1B 1B	2-1 G4-1	3	1	2	0	1	1	3									
Craig Shipley, R (1, 6) <small>OBP: 0.317, SLG: 0.492</small> (8, 4)	1-1 FC6-4 1-2f			2-0 L4		0-0 SF9		0-0 1-2 1B		3	0	1	1	0	0	3									
John Flaherty, R (1, 2) <small>OBP: 0.324, SLG: 0.386</small>				1-0 BB 1-3 1B		1-2 BB		1-0 L6		3	0	2	0	1	0	2									
Joey Hamilton, R (1, 1) <small>OBP: 0.130, SLG: 0.235</small> Trey Beamon, L (8, PH) <small>OBP: 0.273, SLG: 0.283</small> Ruben Rivera, R (8, PH) (8, 7)				0-0 SF8 3-H		3-3 K		2-3 K		1	0	0	1	0	1	3									
Inning Stats	R: 2 E: 0 K: 1 S: 16	H: 3 LOB: 2 BB: 1 P: 26	R: 0 E: 0 K: 1 S: 7	H: 1 LOB: 1 BB: 0 P: 8	R: 0 E: 0 K: 1 S: 6	H: 0 LOB: 0 BB: 0 P: 11	R: 1 E: 0 K: 0 S: 11	H: 2 LOB: 2 BB: 1 P: 19	R: 1 E: 0 K: 2 S: 15	H: 3 LOB: 3 BB: 1 P: 30	R: 0 E: 0 K: 1 S: 10	H: 0 LOB: 0 BB: 0 P: 15	R: 0 E: 0 K: 1 S: 13	H: 2 LOB: 2 BB: 0 P: 21	R: 0 E: 0 K: 1 S: 10	H: 1 LOB: 0 BB: 0 P: 12	R: 0 E: 0 K: 0 S: 9	H: 0 LOB: 1 BB: 1 P: 17	1B: 10 2B: 1 3B: 0 HR: 1	SF: 2 SAC: 1 DP: 0 HBP: 0	WP: 0 PB: 0 SB: 0 CS: 1	PA: 43			
PITCHER	IP	WLS	BF	H	R	ER	SO	BB	IBB	HBP	BLK	WP	HR	S	P	ERA	WHIP								
Manny Aybar, R (1, 1) <small>ERA: 4.41</small>	5.0		27	9	4	4	5	3	0	0	0	0	1	55	94	7.20	2.400								
Lance Painter, L (6, 1) <small>ERA: 7.88</small>	1.2		5	0	0	0	2	0	0	0	0	0	0	17	27	0.00	0.000								
Curtis King, R (7, 1) <small>ERA: 3.13</small>	0.1		3	2	0	0	0	0	0	0	0	0	0	6	9	0.00	6.000								
Tony Fossas, L (8, 1) <small>ERA: 2.77</small>	1.0	W	3	1	0	0	1	0	0	0	0	0	0	10	12	0.00	1.000								
Mark Petkovsek, R (9, 1) <small>ERA: 4.97</small>	1.0		4	0	0	0	0	1	0	0	0	0	0	9	17	0.00	1.000								

San Diego Padres @ St. Louis Cardinals
 Busch Stadium, St. Louis, MO
 Sun Sep 14 1997, 3:33 AM CDT
 Att. 34,064 - Sunny - 86 F

AB	35
R	4
H	12
RBI	4
BB	4
SO	8
LOB	19



WP	0
PB	0
SB	0
CS	1

Batter	1	2	3	4	5	6	7	8	9	AB R H RBI BB SO LOB	TOP		
Quilvio Veras, S (1, 4) <small>OBP: 0.363, SLG: 0.341</small>	1-2 		2-1 	4-0 		0-3 			0-2 	4 0 2 0 1 1 0			
Chris Gomez, R (1, 6) <small>OBP: 0.325, SLG: 0.327</small> Craig Shipley, R (6, 6) <small>OBP: 0.313, SLG: 0.484</small>	4-0 		0-0 	0-2 			0-0 		0-0 	2 1 0 0 1 0 4 2 0 0 0 0 0 1			
Ken Caminiti, S (1, 5) <small>OBP: 0.392, SLG: 0.497</small>	3-0 		1-3 		2-2 		3-2 			4 0 1 0 0 1 1			
Greg Vaughn, R (1, 7) <small>OBP: 0.322, SLG: 0.382</small>	1-0 		3-0 		4-0 		1-1 			3 1 2 1 1 0 1			
Chris Jones, R (1, 9) <small>OBP: 0.315, SLG: 0.444</small>	0-1 			1-1 	0-2 		2-2 	1-1 		4 1 2 1 0 0 2			
Derrek Lee, R (1, 3) <small>OBP: 0.375, SLG: 0.341</small> Wally Joyner, L (5, PH) <small>OBP: 0.393, SLG: 0.494</small> (5, 3)		0-0 		1-1 	2-1 		2-3 		2-3 	2 1 2 0 0 0 0 2 0 0 0 0 1 3			
Ruben Rivera, R (1, 8) <small>OBP: 0.111, SLG: 0.111</small>		2-2 		1-0 	1-1 		1-1 		2-3 	4 0 1 1 0 1 2			
Carlos Hernandez, R (1, 2) <small>OBP: 0.328, SLG: 0.462</small>		2-1 		0-1 		1-3 			1-2 	4 0 1 0 0 1 1			
Pete Smith, R (1, 1) <small>OBP: 0.185, SLG: 0.269</small> Todd Erdos, R (7, 1) <small>OBP: 0.197, SLG: 0.333</small> Heath Murray, L (7, 1) <small>OBP: 0.333, SLG: 0.333</small> Jim Bruske, R (8, 1) <small>OBP: 0.333, SLG: 0.333</small> Trevor Hoffman, R (8, 8) <small>OBP: 0.304, SLG: 0.472</small>		2-3 		0-3 		1-3 			1-2 	3 0 0 0 0 0 3 2 0 1 0 0 0 0 0 0 0			
Inning Stats	R: 1 H: 2 E: 0 LOB: 1 K: 0 BB: 1 S: 10 P: 18	R: 1 H: 2 E: 0 LOB: 0 K: 1 BB: 0 S: 10 P: 16	R: 0 H: 1 E: 0 LOB: 1 K: 1 BB: 0 S: 7 P: 13	R: 1 H: 3 E: 0 LOB: 3 K: 1 BB: 1 S: 13 P: 20	R: 1 H: 1 E: 1 LOB: 1 K: 0 BB: 1 S: 10 P: 19	R: 0 H: 0 E: 0 LOB: 0 K: 3 BB: 0 S: 11 P: 13	R: 0 H: 1 E: 0 LOB: 0 K: 0 BB: 0 S: 10 P: 16	R: 0 H: 0 E: 0 LOB: 0 K: 2 BB: 0 S: 8 P: 13	R: 0 H: 1 E: 0 LOB: 1 K: 0 BB: 0 S: 11 P: 13	1B: 9 SF: 0 2B: 1 SAC: 0 3B: 0 DP: 3 HR: 1 HBP: 0	WP: 1 PA: 39 PB: 0 SB: 0 CS: 1		
PITCHER	IP WLS BF H R ER SO BB IBB HBP BLK WP HR S P ERA WHIP											PITCHER	IP WLS BF H R ER SO BB IBB HBP BLK WP HR S P ERA WHIP
Mike Hampton, L (1, 1) <small>ERA: 4.06</small>	4.0 L 23 9 4 3 3 3 0 0 0 0 0 1 46 79 6.75 3.000												
John Hudek, R (5, 1) <small>ERA: 6.1</small>	3.0 8 1 0 0 3 0 0 0 0 0 1 0 25 36 0.00 0.333												
Tom Martin, L (8, 1) <small>ERA: 2.21</small>	2.0 7 1 0 0 2 0 0 0 0 0 0 0 19 26 0.00 0.500												

San Diego Padres @ Houston Astros
 Astrodome, Houston, TX
 Mon Sep 15 1997, 8:05 PM EDT
 Att: 22,566 - Dome - 68 F

livebaseballscorecards.com

AB	35
R	4
H	11
RBI	3
BB	3
SO	8
LOB	17



Batter	1	2	3	4	5	6	7	8	9	AB	R	H	RBI	BB	SO	LOB
Craig Biggio, R OBP: 0.404, SLG: 0.492 (1, 4)	1-2 F8	1-0 G5-3		1-1 FC6-4			1 SAFE 3-2 1B	1 SAFE 2-2 FC5-4		5	1	1	0	0	0	4
Derek Bell, R OBP: 0.343, SLG: 0.438 (1, 9)	4-2 G4-3 5 BB BB		0-0 F9		1-0 F9		2-2 F7	1 SAFE 1-2 L9		4	0	0	0	0	1	0
5 Jeff Bagwell, R OBP: 0.422, SLG: 0.572 (1, 3)	4-1 G4-3 1-2 BB		3-2 S 1B		0-0 L7		4-2 1B 1-2 BB		4-2 SH3-4 BB	2	1	1	0	3	0	0
Luis Gonzalez, L OBP: 0.348, SLG: 0.362 (1, 7)	2-0 G4-3		1-1 CS 1B		4-2 BB		3-2 1B 1-2 1B		2-1 SH3-4	2	0	1	1	1	0	2
Tony Eusebio, R OBP: 0.362, SLG: 0.303 (7, PH)										1	0	1	1	0	0	0
James Mouton, R OBP: 0.295, SLG: 0.333 (7, PR)										0	0	0	0	0	0	0
Tom Martin, L (8, 1)	1-2 2-3		1-H 1B				1-2 2-3 3-H 1B		1-2	0	0	0	0	0	0	0
Russ Johnson, R OBP: 0.333, SLG: 0.348 (9, PH)										0	0	0	0	0	0	0
Sean Berry, R OBP: 0.312, SLG: 0.419 (1, 5)	4-1 BB		1-0 F7		1-0 P4		1-2 2-3 3-H 1B		1-1 L9	2	0	0	0	1	0	2
Bill Spiers, L OBP: 0.438, SLG: 0.466 (7, PH)										2	0	1	1	0	0	1
Chuck Carr, S OBP: 0.306, SLG: 0.374 (1, 8)	2-1 G4-3		0-2 CS	0-1 G6-3		1-0 G5-3	1-0 P6		2-2 L9	2	0	0	0	0	0	3
Richard Hidalgo, R OBP: 0.313, SLG: 0.333 (5, 8)										1	0	0	0	0	0	0
Thomas Howard, S OBP: 0.331, SLG: 0.359 (7, PH)										2	0	0	0	0	0	4
Ricky Gutierrez, R OBP: 0.315, SLG: 0.377 (1, 6)		1-3 K		1-0 FC1-5 BB 1B		0-0 F9	1-3 K			4	0	1	0	0	2	3
Brad Ausmus, R OBP: 0.320, SLG: 0.355 (1, 2)		3-1 2B		4-1 FC1-5 BB		0-0 P4		4-2 FC3-6 BB		2	0	1	0	2	0	0
Mike Hampton, R OBP: 0.176, SLG: 0.147 (5, 1)		2-2 G6-3		0-0 FC1-5 FC6-4			4-2 F7 1B BB	1 SAFE 1-2 FC3-6		2	0	0	0	0	0	3
John Hudek, S (5, 1)										0	0	0	0	0	0	0
Bobby Abreu, L OBP: 0.326, SLG: 0.355 (7, PH)										1	1	0	0	1	0	1

Inning Stats	R: 0	H: 0	E: 0	K: 10	S: 10	LOB: 3	BB: 3	P: 27	R: 0	H: 1	E: 0	K: 1	S: 9	LOB: 1	BB: 0	P: 16	R: 1	H: 2	E: 0	K: 0	S: 9	LOB: 0	BB: 0	P: 14	R: 0	H: 1	E: 0	K: 0	S: 7	LOB: 2	BB: 1	P: 13	R: 0	H: 0	E: 0	K: 0	S: 5	LOB: 1	BB: 1	P: 11	R: 0	H: 0	E: 0	K: 0	S: 3	LOB: 0	BB: 0	P: 4	R: 2	H: 3	E: 0	K: 1	S: 23	LOB: 3	BB: 2	P: 41	R: 0	H: 0	E: 0	K: 0	S: 16	LOB: 1	BB: 1	P: 24	R: 0	H: 0	E: 0	K: 0	S: 11	LOB: 1	BB: 1	P: 20	1B: 6	SF: 0	2B: 1	SAC: 1	3B: 0	DP: 0	HR: 0	HBP: 0	WP: 0	PA: 43
--------------	------	------	------	-------	-------	--------	-------	-------	------	------	------	------	------	--------	-------	-------	------	------	------	------	------	--------	-------	-------	------	------	------	------	------	--------	-------	-------	------	------	------	------	------	--------	-------	-------	------	------	------	------	------	--------	-------	------	------	------	------	------	-------	--------	-------	-------	------	------	------	------	-------	--------	-------	-------	------	------	------	------	-------	--------	-------	-------	-------	-------	-------	--------	-------	-------	-------	--------	-------	--------

PITCHER	IP	WLS	BF	H	R	ER	SO	BB	IBB	HBP	BLK	WP	HR	S	P	ERA	WHIP
Pete Smith, R ERA: 4.75 (1, 1)	6.1		29	5	3	3	1	6	0	0	0	0	0	52	103	4.26	1.737
Todd Erdos, R ERA: 4.82 (7, 1)	0.0		1	0	0	0	0	1	0	0	0	0	0	4	8	∞	∞
Heath Murray, L ERA: 6.3 (7, 1)	0.0		1	1	0	0	0	0	0	0	0	0	0	3	6	∞	∞
Jim Bruske, R ERA: 3.95 (7, 1)	0.2		4	1	0	0	1	1	0	0	0	0	0	10	16	0.00	3.000
Trevor Hoffman, R ERA: 2.62 (8, 1)	2.0	S	7	0	0	0	0	1	0	0	0	0	0	24	37	0.00	0.500

BOTTOM

San Diego Padres @ Houston Astros
Astrodome, Houston, TX
Mon Sep 15 1997, 8:05 PM EDT
Att. 22,566 - Dome - 68 F

AB	32
R	3
H	7
RBI	3
BB	9
SO	2
LOB	26



WP: 0	PA: 43
PB: 0	
SB: 2	
CS: 1	

PITCHER	IP	WLS	BF	H	R	ER	SO	BB	IBB	HBP	BLK	WP	HR	S	P	ERA	WHIP
---------	----	-----	----	---	---	----	----	----	-----	-----	-----	----	----	---	---	-----	------

Batter	1	2	3	4	5	6	7	8	9	AB R H RBI BB SO LOB	TOP
Quilvio Veras, S (1, 4) OBP: 0.362, SLG: 0.340 BB 1, FFC, X	3-2 1B	3-3 K			1-1 L9		1-1 FC6 BB 1-2f, 2B		1-3 K	5 1 1 0 0 2 3	
Steve Finley, L (1, 8) OBP: 0.306, SLG: 0.474 Ruben Rivera, R (5, 8) OBP: 0.182, SLG: 0.100 BB 1, SAFE, BB	4-0 1-2 BB		1-0 F9 SF7 2B		0-1 F8		4-2 BB 2B		1-3 K	2 1 1 0 1 0 0 1 1 0 0 1 1 0	
Tony Gwynn, L (1, 9) OBP: 0.404, SLG: 0.546 Mark Sweeney, L (5, 9) OBP: 0.353, SLG: 0.358 C, BB, F, S	2-3 K		1-0 F9 2-3		2-2 1B		4-0 2B 1-2, 2-3 BB		1-3 K	3 0 1 0 0 1 3 1 0 0 0 1 1 0	
Ken Caminiti, S (1, 5) OBP: 0.390, SLG: 0.494 George Arias, R (5, 5) OBP: 0.333, SLG: 0.381 B, C, S, X	1-3 K		1-2 SF7 3-H		3-3 K		0-1 2B 1-3, 2-H, 3-H			2 0 0 1 0 2 3 1 0 1 2 0 0 0	
Wally Joyner, L (1, 3) OBP: 0.392, SLG: 0.492 Derrek Lee, R (5, 3) OBP: 0.380, SLG: 0.349 C, BB, F, S	3-3 K		3-2 F9		3-2 FC6-4 1B		1-2 K			2 0 0 0 0 1 2 2 0 1 0 0 1 2	
Greg Vaughn, R (1, 7) OBP: 0.322, SLG: 0.380 Trey Beamon, L (6, 7) OBP: 0.268, SLG: 0.278 C, BB, F, S		4-2 1B BB		1-1 F9		2-1 F7		1-2 F8		2 0 0 0 1 0 1 1 0 0 0 0 0 2	
John Flaherty, R (1, 2) OBP: 0.324, SLG: 0.386 Todd Erdos, R (6, 1) BB, F, X Marc Kroon, R (7, 1) SAFE Chris Jones, R (8, PH) OBP: 0.313, SLG: 0.441 Will Cunnane, R (8, 1) OBP: 0.438, SLG: 0.500 Jorge Velandia, R (1, 6) OBP: 0.190, SLG: 0.250 S, X	2-1 1B		1-3 K		1-1 F9		1-3 K		1-3 K	3 0 1 0 0 1 1 0 0 0 0 0 0 0 1 0 0 0 0 1 0 0 0 0 0 0 0 0	
Sterling Hitchcock, L (1, 1) OBP: 0.143, SLG: 0.087 Sean Bergman, R (2, 1) OBP: 0.231, SLG: 0.308 Heath Murray, L (4, 1) Mandy Romero, S (6, 2) OBP: 0.262, SLG: 0.390 C, BB, F, S, M	0-1 P1		2-0 BLK 2B		0-1 FC6-4 1-2f		0-0 L7		0-0 K	4 0 1 0 0 0 3	
Inning Stats	R: 0 H: 1 E: 0 LOB: 2 K: 3 BB: 1 S: 14 P: 27	R: 0 H: 1 E: 0 LOB: 2 K: 2 BB: 1 S: 14 P: 25	R: 1 H: 1 E: 0 LOB: 0 K: 0 BB: 0 S: 10 P: 16	R: 0 H: 1 E: 0 LOB: 1 K: 2 BB: 0 S: 10 P: 14	R: 0 H: 1 E: 0 LOB: 1 K: 1 BB: 0 S: 12 P: 18	R: 0 H: 1 E: 0 LOB: 1 K: 0 BB: 0 S: 9 P: 15	R: 2 H: 2 E: 1 LOB: 2 K: 1 BB: 2 S: 15 P: 28	R: 0 H: 0 E: 0 LOB: 0 K: 2 BB: 0 S: 7 P: 10	R: 0 H: 0 E: 0 LOB: 0 K: 3 BB: 0 S: 9 P: 12	1B: 5 SF: 1 2B: 3 SAC: 0 3B: 0 DP: 0 HR: 0 HBP: 0	WP: 0 PA: 39 PB: 0 SB: 3 CS: 0
PITCHER Ramon Garcia, R (1, 1) ERA: 3.89 Manuel Barrios, R (7, 1) ERA: 18.0 Oscar Henriquez, R (8, 1) ERA: Jose Cabrera, R (9, 1) ERA: 0.87	IP WLS BF H R ER SO BB IBB HBP BLK WP HR S P ERA WHIP 6.0 W 26 6 1 1 8 2 0 0 0 0 0 0 69 115 1.50 1.333 1.0 7 2 2 2 1 2 0 0 0 0 0 0 15 28 18.00 4.000 1.0 3 0 0 0 2 0 0 0 0 0 0 0 7 10 0.00 0.000 1.0 3 0 0 0 3 0 0 0 0 0 0 0 9 12 0.00 0.000	PITCHER IP WLS BF H R ER SO BB IBB HBP BLK WP HR S P ERA WHIP									

San Diego Padres @ Houston Astros
 Astrodome, Houston, TX
 Tue Sep 16 1997, 4:33 AM EDT
 Att. 15,156 - Dome - 72 F

AB	34
R	3
H	8
RBI	3
BB	4
SO	14
LOB	23



Batter	1	2	3	4	5	6	7	8	9	AB R H RBI BB SO LOB	TOP											
Walt Weiss, S (1, 6) OBP: 0.378, SLG: 0.395	1-0 E4 HR BB		1-3 K		1-0 G4-3			0-2 G4-3		4 1 0 0 0 1 1	Colorado Rockies @ San Diego Padres Qualcomm Stadium, San Diego, CA Wed Sep 17 1997, 10:05 PM EDT Att. 15,768 - Unknown - 78 F											
Ellis Burks, R (1, 8) OBP: 0.353, SLG: 0.549	4-1 HR BB		0-3 K			2-3 K		1-3 K		3 1 0 0 1 3 0												
Larry Walker, L (1, 9) OBP: 0.459, SLG: 0.728	1-1 HR 1-H 2-H		0-1 G4-3			1-1 HR		3-3 K		4 2 2 4 0 1 0												
Andres Galarraga, R (1, 3) OBP: 0.392, SLG: 0.585	0-2 G6-3			1-3 K		1-2 G4-3 2B		0-2 1B		4 0 2 0 0 1 0												
Dante Bichette, R (1, 7) OBP: 0.342, SLG: 0.508	3-3 K			2-1 G6-3		2-2 G4-3		0-3 K		4 0 0 0 0 2 2												
Vinny Castilla, R (1, 5) OBP: 0.352, SLG: 0.559	2-2 G5-3			3-3 K		2-3 K		1-1 F9		4 0 0 0 0 2 2												
Kirt Manwaring, R (1, 2) OBP: 0.296, SLG: 0.281		0-0 P2			0-0 P4		2-1 F9		3-3 K	2 0 0 0 0 0 0												
Quinton McCracken, S (7, PH) OBP: 0.370, SLG: 0.357										1 0 0 0 0 0 0												
Mike Munoz, L (7, 1)										0 0 0 0 0 0 0												
Curt Leskanic, R (8, 1)										0 0 0 0 0 0 0												
John Vander Wal, L (9, PH) OBP: 0.250, SLG: 0.221										1 0 0 0 0 1 1												
Neifi Perez, S (1, 4) OBP: 0.340, SLG: 0.451		3-3 K			0-1 G4-3		1-1 G4-3			3 0 0 0 0 1 0												
John Thomson, R (1, 1) OBP: 0.261, SLG: 0.227			1-3 K		0-1 1B		0-0 F8			2 0 1 0 0 1 0												
17 Todd Helton, L (7, PH) OBP: 0.375, SLG: 0.556										1 0 0 0 0 0 0												
Jeff Reed, L (7, 2) OBP: 0.384, SLG: 0.517										0 0 0 0 0 0 0												
Inning Stats	R: 3 E: 1 K: 1 S: 13	H: 1 LOB: 0 BB: 1 P: 24	R: 0 E: 0 K: 2 S: 8	H: 0 LOB: 0 BB: 0 P: 12	R: 0 E: 0 K: 2 S: 8	H: 0 LOB: 0 BB: 0 P: 9	R: 0 E: 0 K: 2 S: 9	H: 0 LOB: 0 BB: 0 P: 15	R: 0 E: 0 K: 0 S: 6	H: 1 LOB: 1 BB: 0 P: 7	R: 1 E: 0 K: 2 S: 15	H: 2 LOB: 1 BB: 0 P: 23	R: 0 E: 0 K: 0 S: 5	H: 0 LOB: 0 BB: 0 P: 8	R: 0 E: 0 K: 2 S: 10	H: 0 LOB: 0 BB: 0 P: 14	R: 0 E: 0 K: 2 S: 11	H: 1 LOB: 1 BB: 0 P: 15	1B: 2 2B: 1 3B: 0 HR: 2	SF: 0 SAC: 0 DP: 0 HBP: 0	WP: 0 PB: 0 SB: 0 CS: 0	PA: 34
PITCHER	IP WLS BF H R ER SO BB IBB HBP BLK WP HR S P ERA WHIP																					
Andy Ashby, R (1, 1) ERA: 4.1	8.0 W 30 4 4 3 11 1 0 0 0 0 2 74 112 3.38 0.625																					
Trevor Hoffman, R (9, 1) ERA: 2.58	1.0 S 4 1 0 0 2 0 0 0 0 0 0 0 11 15 0.00 1.000																					

AB	33
R	4
H	5
RBI	4
BB	1
SO	13
LOB	6



WP: 0	PA: 34
PB: 0	
SB: 0	
CS: 0	

Batter	1	2	3	4	5	6	7	8	9
Quilvio Veras, S <small>OBP: 0.363, SLG: 0.339</small> (1, 4)	4-0 1B HR BB	4-1 BB			2-1 G4-3		2-1 G5-4-3 1-2f		
Steve Finley, L <small>OBP: 0.306, SLG: 0.472</small> (1, 8)	1-2 F4 1 SAFE	1-3 K 1 SAFE			1-2 1B		1-0 E3 1B		
Tony Gwynn, L <small>OBP: 0.404, SLG: 0.545</small> (1, 9)	1-1 1-3 HR 1B		2-1 F9		0-0 F8		1-0 WP 1-3 1B		
Ken Caminiti, S <small>OBP: 0.391, SLG: 0.501</small> (1, 5)	0-0 1-H HR 3-H		2-3 K		3-1 HR 1B		3-2 F9		
Wally Joyner, L <small>OBP: 0.393, SLG: 0.499</small> (1, 3)	0-1 G5-4-3 1B		0-2 F8		0-0 HR 1-H		0-3 K		
Greg Vaughn, R <small>OBP: 0.319, SLG: 0.375</small> Trevor Hoffman, R <small>OBP: 0.333, SLG: 0.333</small> (1, 7) (9, 1)	2-2 G5-4-3 1-2f		1-1 G5-3		0-0 G5-3		2-3 K		
Carlos Hernandez, R <small>OBP: 0.333, SLG: 0.463</small> (1, 2)		0-0 SH3-4 1B		0-0 CS 1B		1-0 G5-3		1-3 K	
Jorge Velandia, R <small>OBP: 0.167, SLG: 0.217</small> (1, 6)		1-0 F9		1-2 F8 1-2		2-2 F9			
Andy Ashby, R <small>OBP: 0.102, SLG: 0.088</small> Chris Jones, R <small>OBP: 0.313, SLG: 0.441</small> (1, 1) (9, 7)		0-1 SH3-4 1-2		2-2 P2		0-0 G5-4-3 1B			

Inning Stats	R: 3	H: 3	E: 0	K: 0	S: 12	LOB: 0	BB: 1	P: 20
	R: 0	H: 1	E: 0	K: 1	S: 8	LOB: 2	BB: 1	P: 14
	R: 0	H: 0	E: 0	K: 1	S: 9	LOB: 0	BB: 0	P: 13
	R: 0	H: 1	E: 0	K: 0	S: 6	LOB: 0	BB: 0	P: 8
	R: 0	H: 1	E: 0	K: 0	S: 11	LOB: 1	BB: 0	P: 16
	R: 2	H: 2	E: 0	K: 0	S: 8	LOB: 0	BB: 0	P: 14
	R: 0	H: 2	E: 1	K: 0	S: 10	LOB: 2	BB: 0	P: 17
	R: 0	H: 0	E: 0	K: 3	S: 10	LOB: 0	BB: 0	P: 13

PITCHER	IP	WLS	BF	H	R	ER	SO	BB	IBB	HBP	BLK	WP	HR	S	P	ERA	WHIP
John Thomson, R <small>ERA: 4.35</small>	(1, 1)	6.0	L	26	8	5	5	2	2	0	0	0	2	54	85	7.50	1.667
Mike Munoz, L <small>ERA: 4.37</small>	(7, 1)	1.0		5	2	0	0	0	0	0	0	1	0	10	17	0.00	2.000
Curt Leskanic, R <small>ERA: 6.04</small>	(8, 1)	1.0		3	0	0	0	3	0	0	0	0	0	10	13	0.00	0.000

AB R H RBI BB SO LOB

2	1	0	0	2	0	1
4	0	1	0	0	1	3
4	1	2	0	0	0	1
4	2	2	3	0	1	2
4	1	2	2	0	1	0
4	0	0	0	0	1	1
0	0	0	0	0	0	0
4	0	2	0	0	1	0
3	0	0	0	0	0	2
2	0	1	0	0	0	0
0	0	0	0	0	0	0

AB	31
R	5
H	10
RBI	5
BB	2
SO	5
LOB	10



WP	HR	S	P	ERA	WHIP
1	0	0	0	0	0
0	0	0	0	0	0
1	0	0	0	0	0
0	0	0	0	0	0
1	0	0	0	0	0
0	0	0	0	0	0
0	0	0	0	0	0
1	0	0	0	0	0

Colorado Rockies @ San Diego Padres
 Qualcomm Stadium, San Diego, CA
 Wed Sep 17 1997, 10:05 PM EDT
 Att: 15,768 - Unknown - 78 F

livebaseballscorecards.com

BOTTOM

Colorado Rockies @ San Diego Padres
Qualcomm Stadium, San Diego, CA

Thu Sep 18 1997, 6:33 AM EDT
Att. 15,067 - Sunny - 83 F

livebaseballscorecards.com

AB	29
R	7
H	8
RBI	7
BB	4
SO	4
LOB	8



WP:	0	PA:	33
PB:	1		
SB:	0		
CS:	0		

AB R H RBI BB SO LOB

3 0 0 0 1 1 1

4 0 1 0 0 1 2

3 0 0 0 1 0 2

3 2 1 1 1 0 2

4 1 2 0 0 0 0

4 2 2 2 0 1 1

0 0 0 0 0 0 0

2 1 0 0 1 0 0

2 0 0 0 0 1 0

1 1 1 2 0 0 0

0 0 0 0 0 0 0

2 0 0 0 0 0 0

0 0 0 0 0 0 0

1 0 1 2 0 0 0

0 0 0 0 0 0 0

0 0 0 0 0 0 0

0 0 0 0 0 0 0

0 0 0 0 0 0 0

0 0 0 0 0 0 0

0 0 0 0 0 0 0

0 0 0 0 0 0 0

0 0 0 0 0 0 0

0 0 0 0 0 0 0

0 0 0 0 0 0 0

0 0 0 0 0 0 0

0 0 0 0 0 0 0

0 0 0 0 0 0 0

0 0 0 0 0 0 0

0 0 0 0 0 0 0

0 0 0 0 0 0 0

0 0 0 0 0 0 0

0 0 0 0 0 0 0

0 0 0 0 0 0 0

0 0 0 0 0 0 0

0 0 0 0 0 0 0

0 0 0 0 0 0 0

0 0 0 0 0 0 0

0 0 0 0 0 0 0

0 0 0 0 0 0 0

0 0 0 0 0 0 0

0 0 0 0 0 0 0

0 0 0 0 0 0 0

0 0 0 0 0 0 0

0 0 0 0 0 0 0

0 0 0 0 0 0 0

0 0 0 0 0 0 0

0 0 0 0 0 0 0

0 0 0 0 0 0 0

0 0 0 0 0 0 0

0 0 0 0 0 0 0

0 0 0 0 0 0 0

0 0 0 0 0 0 0

0 0 0 0 0 0 0

0 0 0 0 0 0 0

0 0 0 0 0 0 0

0 0 0 0 0 0 0

0 0 0 0 0 0 0

0 0 0 0 0 0 0

0 0 0 0 0 0 0

0 0 0 0 0 0 0

0 0 0 0 0 0 0

0 0 0 0 0 0 0

0 0 0 0 0 0 0

0 0 0 0 0 0 0

0 0 0 0 0 0 0

0 0 0 0 0 0 0

0 0 0 0 0 0 0

0 0 0 0 0 0 0

0 0 0 0 0 0 0

0 0 0 0 0 0 0

0 0 0 0 0 0 0

0 0 0 0 0 0 0

0 0 0 0 0 0 0

0 0 0 0 0 0 0

0 0 0 0 0 0 0

0 0 0 0 0 0 0

0 0 0 0 0 0 0

0 0 0 0 0 0 0

0 0 0 0 0 0 0

0 0 0 0 0 0 0

0 0 0 0 0 0 0

0 0 0 0 0 0 0

0 0 0 0 0 0 0

0 0 0 0 0 0 0

0 0 0 0 0 0 0

0 0 0 0 0 0 0

0 0 0 0 0 0 0

0 0 0 0 0 0 0

0 0 0 0 0 0 0

0 0 0 0 0 0 0

0 0 0 0 0 0 0

0 0 0 0 0 0 0

0 0 0 0 0 0 0

0 0 0 0 0 0 0

0 0 0 0 0 0 0

0 0 0 0 0 0 0

0 0 0 0 0 0 0

0 0 0 0 0 0 0

0 0 0 0 0 0 0

0 0 0 0 0 0 0

0 0 0 0 0 0 0

0 0 0 0 0 0 0

0 0 0 0 0 0 0

0 0 0 0 0 0 0

0 0 0 0 0 0 0

0 0 0 0 0 0 0

0 0 0 0 0 0 0

0 0 0 0 0 0 0

0 0 0 0 0 0 0

0 0 0 0 0 0 0

0 0 0 0 0 0 0

0 0 0 0 0 0 0

0 0 0 0 0 0 0

0 0 0 0 0 0 0

0 0 0 0 0 0 0

0 0 0 0 0 0 0

0 0 0 0 0 0 0

0 0 0 0 0 0 0

0 0 0 0 0 0 0

0 0 0 0 0 0 0

0 0 0 0 0 0 0

0 0 0 0 0 0 0

0 0 0 0 0 0 0

0 0 0 0 0 0 0

0 0 0 0 0 0 0

0 0 0 0 0 0 0

0 0 0 0 0 0 0

0 0 0 0 0 0 0

0 0 0 0 0 0 0

0 0 0 0 0 0 0

0 0 0 0 0 0 0

0 0 0 0 0 0 0

0 0 0 0 0 0 0

0 0 0 0 0 0 0

0 0 0 0 0 0 0

0 0 0 0 0 0 0

0 0 0 0 0 0 0

0 0 0 0 0 0 0

0 0 0 0 0 0 0

0 0 0 0 0 0 0

0 0 0 0 0 0 0

0 0 0 0 0 0 0

0 0 0 0 0 0 0

0 0 0 0 0 0 0

0 0 0 0 0 0 0

0 0 0 0 0 0 0

0 0 0 0 0 0 0

0 0 0 0 0 0 0

0 0 0 0 0 0 0

0 0 0 0 0 0 0

0 0 0 0 0 0 0

0 0 0 0 0 0 0

0 0 0 0 0 0 0

0 0 0 0 0 0 0

0 0 0 0 0 0 0

0 0 0 0 0 0 0

0 0 0 0 0 0 0

0 0 0 0 0 0 0

0 0 0 0 0 0 0

0 0 0 0 0 0 0

0 0 0 0 0 0 0

0 0 0 0 0 0 0

0 0 0 0 0 0 0

0 0 0 0 0 0 0

0 0 0 0 0 0 0

0 0 0 0 0 0 0

0 0 0 0 0 0 0

0 0 0 0 0 0 0

0 0 0 0 0 0 0

0 0 0 0 0 0 0

0 0 0 0 0 0 0

0 0 0 0 0 0 0

0 0 0 0 0 0 0

0 0 0 0 0 0 0

0 0 0 0 0 0 0

0 0 0 0 0 0 0

0 0 0 0 0 0 0

0 0 0 0 0 0 0

0 0 0 0 0 0 0

0 0 0 0 0 0 0

0 0 0 0 0 0 0

0 0 0 0 0 0 0

0 0 0 0 0 0 0

0 0 0 0 0 0 0

0 0 0 0 0 0 0

0 0 0 0 0 0 0

0 0 0 0 0 0 0

0 0 0 0 0 0 0

0 0 0 0 0 0 0

0 0 0 0 0 0 0

0 0 0 0 0 0 0

0 0 0 0 0 0 0

0 0 0 0 0 0 0

0 0 0 0 0 0 0

0 0 0 0 0 0 0

0 0 0 0 0 0 0

0 0 0 0 0 0 0

0 0 0 0 0 0 0

0 0 0 0 0 0 0

0 0 0 0 0 0 0

0 0 0 0 0 0 0

0 0 0 0 0 0 0

0 0 0 0 0 0 0

0 0 0 0 0 0 0

0 0 0 0 0 0 0

0 0 0 0 0 0 0

0 0 0 0 0 0 0

0 0 0 0 0 0 0

0 0 0 0 0 0 0

0 0 0 0 0 0 0

0 0 0 0 0 0 0

0 0 0 0 0 0 0

0 0 0 0 0 0 0

0 0 0 0 0 0 0

0 0 0 0 0 0 0

0 0 0 0 0 0 0

0 0 0 0 0 0 0

0 0 0 0 0 0 0

0 0 0 0 0 0 0

0 0 0 0 0 0 0

0 0 0 0 0 0 0

0 0 0 0 0 0 0

0 0 0 0 0 0 0

0 0 0 0 0 0 0

0 0 0 0 0 0 0

0 0 0 0 0 0 0

0 0 0 0 0 0 0

0 0 0 0 0 0 0

0 0 0 0 0 0 0

0 0 0 0 0 0 0

0 0 0 0 0 0 0

0 0 0 0 0 0 0

0 0 0 0 0 0 0

0 0 0 0 0 0 0

0 0 0 0 0 0 0

0 0 0 0 0 0 0

0 0 0 0 0 0 0

0 0 0 0 0 0 0

0 0 0 0 0 0 0

0 0 0 0 0 0 0

0 0 0 0 0 0 0

Batter	1	2	3	4	5	6	7	8	9	AB R H RBI BB SO LOB	TOP											
Darryl Hamilton, L (1, 8) OBP: 0.345, SLG: 0.357	1-1 G5-3		0-0 F8		1-1 G5-3	0-0 G3-1		3-1 HR		5 1 1 2 0 0 2	San Francisco Giants @ San Diego Padres Qualcomm Stadium, San Diego, CA Fri Sep 19 1997, 10:05 PM EDT Att. 33,024 - Unknown - 76 F											
Bill Mueller, S (1, 5) OBP: 0.371, SLG: 0.433	3-2 G4-3		0-1 G3			1-1 HR 1B	1-0 G4-3	1-0 1B		5 1 2 0 0 0 0												
Barry Bonds, L (1, 7) OBP: 0.443, SLG: 0.568	4-0 2B BB			3-2 G4-3		3-2 HR 1B	4-1 FC3-6 BB	1-0 F8		3 1 1 2 2 0 1												
J.T. Snow, L (1, 3) OBP: 0.389, SLG: 0.501	1-1 1-3 2B			3-1 G1-3		0-0 G4-3	4-2 FC3-6 BB		3-3 K	4 0 1 0 1 1 0												
Stan Javier, S (1, 9) OBP: 0.365, SLG: 0.392	2-2 G4-3			3-1 2B		2-1 CS 1B	0-0 FC3-6	1-2 S 1B		5 1 3 0 0 0 4												
Mark Lewis, R (1, 4) OBP: 0.308, SLG: 0.430		1-3 K		3-2 G4-3		1 SAFE F8 1B 2B 1B	1-0 L5	2-3 SAFE K		3 1 1 1 0 1 1 2 0 0 0 0 1 3												
Jeff Kent, R (7, PH) OBP: 0.314, SLG: 0.468																						
Jose Vizcaino, S (1, 6) OBP: 0.323, SLG: 0.345		0-1 G6-3			1-1 3B	1-0 F8 2B 1B		0-2 F8	0-0 G5-3	5 1 2 0 0 0 1												
Brian Johnson, R (1, 2) OBP: 0.303, SLG: 0.444		2-3 K			0-0 G5-3	0-1 F8		1-0 P3		4 0 0 0 0 1 3												
Danny Darwin, R (1, 1) OBP: 0.067, SLG: 0.133			0-3 K		2-3 K	0-1 2B		4-1 HR BB		3 0 1 2 0 2 1 0 0 0 0 0 0 0 0 1 0 0 1 0 0 0 0 0 0 0 0 0 0 0 0 0 0 0 0												
Julian Tavarez, L (6, 1)																						
Rich Rodriguez, L (7, 1) OBP: 0.500, SLG: 0.333																						
Doug Henry, R (8, 1)																						
Roberto Hernandez, R (8, 1) OBP: 1.000, SLG: 1.000																						
Inning Stats	R: 0 E: 0 K: 0 S: 10	H: 1 LOB: 2 BB: 1 P: 21	R: 0 E: 0 K: 2 S: 8	H: 0 LOB: 0 BB: 0 P: 11	R: 0 E: 0 K: 1 S: 6	H: 0 LOB: 0 BB: 0 P: 6	R: 0 E: 0 K: 0 S: 11	H: 1 LOB: 1 BB: 0 P: 23	R: 0 E: 0 K: 1 S: 9	H: 1 LOB: 1 BB: 0 P: 13	R: 5 E: 0 K: 0 S: 20	H: 6 LOB: 1 BB: 0 P: 29	R: 0 E: 0 K: 0 S: 6	H: 0 LOB: 2 BB: 2 P: 16	R: 2 E: 0 K: 0 S: 9	H: 2 LOB: 1 BB: 1 P: 19	R: 0 E: 0 K: 2 S: 11	H: 1 LOB: 1 BB: 0 P: 16	1B: 6 2B: 3 3B: 1 HR: 2	SF: 0 SAC: 0 DP: 0 HBP: 0	WP: 0 PB: 0 SB: 2 CS: 1	PA: 43
PITCHER	IP WLS BF H R ER SO BB IBB HBP BLK WP HR S P ERA WHIP												PITCHER	IP WLS BF H R ER SO BB IBB HBP BLK WP HR S P ERA WHIP								
Joey Hamilton, R (1, 1) ERA: 4.39	5.2 L 27 9 5 2 4 1 0 0 0 0 1 63 102 3.18 1.765																					
Jim Bruske, R (6, 1) ERA: 3.83	1.1 6 0 0 0 0 2 0 0 0 0 0 7 17 0.00 1.500																					
Doug Bochtler, R (8, 1) ERA: 4.77	0.2 4 1 2 2 0 1 0 0 0 0 1 7 15 27.00 3.000																					
Todd Erdos, R (8, 1) ERA: 4.63	1.1 6 2 0 0 2 0 0 0 0 0 0 13 20 0.00 1.500																					



BOTTOM

San Francisco Giants @ San Diego Padres
Qualcomm Stadium, San Diego, CA

livebaseballscorecards.com

AB 37
R 4
H 13
RBI 4
BB 2
SO 6
LOB 17



WP: 0 PA: 40
PB: 0
SB: 0
CS: 0

Fri Sep 19 1997, 10:05 PM EDT
Att: 33,024 - Unknown - 76 F

AB R H RBI BB SO LOB

5 0 1 0 0 2 4

5 1 1 0 0 0 2

5 2 3 1 0 0 1

4 1 2 1 1 1 2

4 0 0 1 0 0 3

4 0 1 1 0 1 1

4 0 2 0 0 0 0

3 0 2 0 0 1 2

1 0 1 0 0 0 0

0 0 0 0 0 0 0

0 0 0 0 1 0 0

0 0 0 0 0 0 0

0 0 0 0 0 0 0

1 0 0 0 0 0 0

1B: 9 SF: 0
2B: 5 SAC: 1
3B: 0 DP: 2
HR: 0 HBP: 0

Batter	1	2	3	4	5	6	7	8	9
Quilvio Veras, S (1, 4) OBP: 0.361, SLG: 0.335	1-3 K		2-1 FC6-4		2-3 K		1-1 G5-3		3-2 FC3-6 1B
Steve Finley, L (1, 8) OBP: 0.304, SLG: 0.470	1-2 G4-3		0-1 F8			0-1 2B		2-2 G4-3	0-0 FC3-6 1B
Tony Gwynn, L (1, 9) OBP: 0.405, SLG: 0.547	1-1 F7		0-1 F8			0-1 1B		0-0 1B	3-2 1B
Ken Caminiti, S (1, 5) OBP: 0.394, SLG: 0.507		4-2 1B		0-0 G1-3		2-1 1B		0-0 1B	1-3 K
Wally Joyner, L (1, 3) OBP: 0.390, SLG: 0.494		0-1 F7		1-2 G6-3		1-0 L3		1-1 G4-3	
Greg Vaughn, R (1, 7) OBP: 0.320, SLG: 0.384		0-3 K		2-1 G5-3		1-1 F7		2-2 2B	
Chris Gomez, R (1, 6) OBP: 0.327, SLG: 0.330		0-0 1B			1-1 G1-3		2-2 G6-3	2-2 2B	
John Flaherty, R (1, 2) OBP: 0.326, SLG: 0.386		0-3 K			2-2 SH1-3		1-0 G5-3	3-3 K	
Mark Sweeney, L (8, PH) OBP: 0.354, SLG: 0.359									
Carlos Hernandez, R (9, 2) OBP: 0.333, SLG: 0.463									
Joey Hamilton, R (1, 1) OBP: 0.148, SLG: 0.250			0-1 FC6-4		1-1 SH1-3		4-0 BB		1-2 G5-3
Jim Bruske, R (6, 1) OBP: 0.167, SLG: 0.333									
Trey Seamon, L (7, PH) OBP: 0.293, SLG: 0.291									
Doug Bochler, R (8, 1) OBP: 0.293, SLG: 0.291									
Todd Erdos, R (8, 1) OBP: 0.310, SLG: 0.480									
Craig Shipley, R (9, PH) OBP: 0.310, SLG: 0.480									

Inning Stats	R: 0	H: 0	E: 0	K: 1	S: 8	H: 0	LOB: 0	BB: 0	P: 11	R: 0	H: 1	E: 0	K: 2	S: 11	R: 0	H: 1	E: 0	K: 0	S: 8	R: 0	H: 0	E: 0	K: 0	S: 6	R: 0	H: 1	E: 0	K: 1	S: 12	R: 2	H: 3	E: 0	K: 0	S: 9	R: 0	H: 1	E: 0	K: 0	S: 6	R: 2	H: 4	E: 0	K: 1	S: 17	R: 0	H: 2	E: 0	K: 1	S: 17	1B: 9	SF: 0	2B: 5	SAC: 1	3B: 0	DP: 2	HR: 0	HBP: 0	WP: 0	PA: 40
--------------	------	------	------	------	------	------	--------	-------	-------	------	------	------	------	-------	------	------	------	------	------	------	------	------	------	------	------	------	------	------	-------	------	------	------	------	------	------	------	------	------	------	------	------	------	------	-------	------	------	------	------	-------	-------	-------	-------	--------	-------	-------	-------	--------	-------	--------

PITCHER	IP	WLS	BF	H	R	ER	SO	BB	IBB	HBP	BLK	WP	HR	S	P	ERA	WHIP
Danny Darwin, R (1, 1) ERA: 4.27	5.0	W	22	6	2	2	4	1	0	0	0	0	0	51	71	3.60	1.400
Julian Tavarez, R (6, 1) ERA: 4.01	1.1		5	1	0	0	0	1	0	0	0	0	0	7	16	0.00	1.500
Rich Rodriguez, L (7, 1) ERA: 3.26	1.1		5	2	2	2	0	0	0	0	0	0	0	9	13	13.50	1.500
Doug Henry, R (8, 1) ERA: 4.41	0.0		2	2	0	0	0	0	0	0	0	0	0	7	11	∞	∞
Roberto Hernandez, R (8, 1) ERA: 2.48	1.1	S	6	2	0	0	2	0	0	0	0	0	0	20	31	0.00	1.500

Batter	1	2	3	4	5	6	7	8	9
Craig Shipley, R OBP: 0.328, SLG: 0.484 (1, 4)	4-0 FC3-6 BB E	1-2 1B 2B 1B	3-3 K		4-0 1B 2B BB	1-1 1B		0-1 FC5-4 1-2f	
Jorge Velandia, R OBP: 0.148, SLG: 0.192 (6, PR) (7, 4)									
Steve Finley, L OBP: 0.307, SLG: 0.469 (1, 8)	4-0 FC3-6 1-2 BB	1-3 K		4-0 1B 1B BB	0-2 1B 2B 1B	1-2 F9			
Trey Beamon, L OBP: 0.293, SLG: 0.291 (7, 7)									
Tony Gwynn, L OBP: 0.407, SLG: 0.550 (1, 9)	3-1 FC3-6 E 1-2f 2-3 HR	0-0 2B 1-3 1B		3-2 1B 1B BB	1-0 WP 2B 2B		4-1 BB		
Ruben Rivera, R OBP: 0.250, SLG: 0.100 (6, 9) (7, 8)									
Ken Caminiti, S OBP: 0.395, SLG: 0.508 (1, 5)	0-0 E5 1-2 HR	3-1 2B		3-3 K	4-0 WP 2B BB		0-1 F9		
George Arias, R OBP: 0.318, SLG: 0.364 (6, 5)									
Greg Vaughn, R OBP: 0.322, SLG: 0.397 (1, 7)	0-0 1-2 3-H HR	0-1 P5		2-3 K	1-0 1-2 2B		2-3 K		
Chris Jones, R OBP: 0.311, SLG: 0.438 (6, 7) (7, 9)									
Wally Joyner, L OBP: 0.392, SLG: 0.493 (1, 3)	0-0 L4		4-1 1B BB	4-2 1B 1-2 BB	0-0 F8		0-1 F7		
Derrek Lee, R OBP: 0.365, SLG: 0.333 (5, PH) (6, 3)									
Carlos Hernandez, R OBP: 0.331, SLG: 0.457 (1, 2)	1-0 G5-3		1-3 K	1-0 1-3 2-H 3-H 1B	0-1 F9		2-0 P6		
Mandy Romero, S OBP: 0.256, SLG: 0.381 (8, 2)									
Chris Gomez, R OBP: 0.327, SLG: 0.329 (1, 6)		4-2 1B SH1-4 BB	2-3 K	1-3 K		3-1 F9		3-2 FC5-4 1B	
Pete Smith, R OBP: 0.200, SLG: 0.276 (1, 1)									
Marc Kroon, R (8, 1)		1-1 SH1-4	1-1 1B		2-2 F9	0-0 F8		0-0 FC5-4 1-2f	
Mark Sweeney, L OBP: 0.352, SLG: 0.357 (8, PH)									
Sean Bergman, R OBP: 0.231, SLG: 0.308 (9, 1)									

Inning Stats	R: 4	H: 1	LOB: 0	K: 0	S: 6	P: 18	R: 2	H: 3	LOB: 2	K: 1	S: 17	P: 27	R: 0	H: 1	LOB: 2	K: 3	S: 14	R: 2	H: 2	LOB: 2	K: 3	S: 16	R: 4	H: 3	LOB: 1	K: 0	S: 11	R: 0	H: 1	LOB: 1	K: 0	S: 8	R: 0	H: 0	LOB: 1	K: 1	S: 8	R: 0	H: 1	LOB: 1	K: 0	S: 8	R: 0	H: 1	LOB: 1	K: 0	S: 8
--------------	------	------	--------	------	------	-------	------	------	--------	------	-------	-------	------	------	--------	------	-------	------	------	--------	------	-------	------	------	--------	------	-------	------	------	--------	------	------	------	------	--------	------	------	------	------	--------	------	------	------	------	--------	------	------

PITCHER	IP	WLS	BF	H	R	ER	SO	BB	IBB	HBP	BLK	WP	HR	S	P	ERA	WHIP
Shawn Estes, L ERA: 3.25 (1, 1)	1.2	L	12	3	6	5	1	3	0	0	0	0	1	19	38	27.00	3.600
Pat Rapp, R ERA: 4.9 (2, 1)	2.1		14	4	2	2	6	3	0	0	0	0	0	34	66	7.71	3.000
Jim Poole, L ERA: 7.26 (5, 1)	2.0		12	4	4	4	0	2	0	0	0	1	0	19	36	18.00	3.000
John Johnstone, R ERA: 2.55 (7, 1)	1.0		4	0	0	0	1	1	0	0	0	0	0	8	14	0.00	1.000
Cory Bailey, R ERA: 6.53 (8, 1)	1.0		4	1	0	0	0	0	0	0	0	0	0	8	13	0.00	1.000

BOTTOM

AB	R	H	RBI	BB	SO	LOB
3	3	2	0	2	1	2
1	0	0	0	0	0	1
3	2	1	0	2	1	3
0	0	0	0	0	0	0
4	3	3	3	0	0	2
0	0	0	0	1	0	0
3	2	1	2	1	1	3
1	0	0	0	0	0	1
4	1	2	5	0	1	4
1	0	0	0	0	1	1
1	0	0	0	2	0	0
2	0	0	0	0	0	2
4	0	1	2	0	1	2
1	0	0	0	0	0	0
4	1	1	0	1	2	3
3	0	1	0	0	0	0
0	0	0	0	0	0	0
1	0	0	0	0	0	1
0	0	0	0	0	0	0

AB 36
R 12
H 12
RBI 12
BB 9
SO 8
LOB 25

WP: 1 **PA: 46**
PB: 0
SB: 0
CS: 0

San Francisco Giants @ San Diego Padres
Qualcomm Stadium, San Diego, CA

Sat Sep 20 1997, 6:33 AM EDT
Att: 30,812 - Sunny - 78 F



PITCHER	IP	WLS	BF	H	R	ER	SO	BB	IBB	HBP	BLK	WP	HR	S	P	ERA	WHIP
---------	----	-----	----	---	---	----	----	----	-----	-----	-----	----	----	---	---	-----	------

Batter	1	2	3	4	5	6	7	8	9	AB R H RBI BB SO LOB	TOP																									
Stan Javier, S OBP: 0.366, SLG: 0.397 (1, 8) (8, 9)	1-3 K		0-0 FC6-4		0-1 FC6-4		1-0 G6-3		2-1 1B	5 1 1 2 0 1 2																										
Rich Aurilia, R OBP: 0.346, SLG: 0.543 Jose Vizcaino, S OBP: 0.321, SLG: 0.342 (1, 6) (9, PH) (9, 6)	4-2 G4-6-3 BB			1-0 CS 1B		0-1 F8 1B 2B	2-1 P3		0-1 G6-3	3 1 2 0 1 0 0 1 0 0 0 0 0 2																										
Barry Bonds, L OBP: 0.442, SLG: 0.569 (1, 7)	1-0 G4-6-3			3-2 IHR		2-1 F8		4-1 BB	4-0 1B IBB	3 1 1 1 2 0 2																										
Jeff Kent, R OBP: 0.315, SLG: 0.468 (1, 4)		1-3 K		0-0 S 1B 2B		1-1 BB 2B 1B		0-0 F7	1-0 1B	5 2 3 2 0 1 1																										
Mark Lewis, R OBP: 0.312, SLG: 0.431 Bill Mueller, S OBP: 0.371, SLG: 0.433 (1, 5) (8, 5)		2-1 F9		2-2 F8-4 1B		4-2 2B BB		3-1 F9	1-2 G4-3	3 1 1 1 1 0 1 1 0 0 0 0 0 2																										
Glenallen Hill, R OBP: 0.289, SLG: 0.423 Terry Mulholland, R OBP: 0.164, SLG: 0.218 Julian Tavarez, L OBP: 0.500, SLG: 0.333 Rod Beck, R (1, 9) (8, 1) (8, 1) (8, 1) (8, 1)		2-3 K		1-0 F8-4		1-0 2B		3-2 G5-3		4 0 1 2 0 1 2 0																										
J.T. Snow, L OBP: 0.386, SLG: 0.497 (1, 3)			1-0 G5-3		2-0 F7		3-3 K		1-1 G4-3	4 0 0 0 0 1 1																										
Brian Johnson, R OBP: 0.302, SLG: 0.441 LeJon Powell, R OBP: 0.385, SLG: 0.429 Doug Mirabelli, R OBP: 0.167, SLG: 0.167 (1, 2) (9, PR) (9, 2)			1-2 G5-3		1-3 K		2-2 G6-3		0-0 2B 3B 1B	4 0 1 0 0 1 1 0 1 0 0 0 0 0 0 0 0 0 0 0 0																										
Wilson Alvarez, L OBP: 0.200, SLG: 0.130 Darryl Hamilton, L OBP: 0.347, SLG: 0.360 (1, 1) (8, 8)			0-2 FC6-4 1B		0-0 FC6-4 1B		1-0 G1-4-3		1-2 3B 2B	3 0 2 0 0 0 0 1 1 1 0 0 0 0																										
Inning Stats	R: 0 E: 0 K: 1 S: 7	H: 0 LOB: 0 BB: 1 P: 13	R: 0 E: 0 K: 2 S: 8	H: 0 LOB: 0 BB: 0 P: 13	R: 0 E: 0 K: 0 S: 8	H: 1 LOB: 1 BB: 0 P: 10	R: 2 E: 0 K: 0 S: 10	H: 4 LOB: 0 BB: 0 P: 17	R: 0 E: 0 K: 1 S: 7	H: 1 LOB: 1 BB: 0 P: 10	R: 3 E: 0 K: 1 S: 16	H: 3 LOB: 1 BB: 1 P: 29	R: 0 E: 0 K: 0 S: 4	H: 0 LOB: 0 BB: 0 P: 8	R: 0 E: 0 K: 0 S: 8	H: 0 LOB: 1 BB: 1 P: 18	R: 3 E: 0 K: 0 S: 14	H: 4 LOB: 2 BB: 1 P: 24	1B: 7 2B: 5 3B: 1 HR: 1	SF: 0 SAC: 0 DP: 2 HBP: 0	WP: 0 PB: 0 SB: 1 CS: 1	PA: 41														
PITCHER	IP WLS BF H R ER SO BB IBB HBP BLK WP HR S P ERA WHIP																				PITCHER	IP WLS BF H R ER SO BB IBB HBP BLK WP HR S P ERA WHIP														
Sterling Hitchcock, L ERA: 5.25 (1, 1)	5.1		24	9	5	5	4	2	0	0	0	0	0	49	80	8.44	2.062																			
Jim Bruske, R ERA: 3.68 (6, 1)	1.2		5	0	0	0	1	0	0	0	0	0	0	11	20	0.00	0.000																			
Heath Murray, L ERA: 5.91 (8, 1)	0.0		1	0	0	0	0	1	0	0	0	0	0	1	5	∞	∞																			
Dario Veras, R ERA: 4.38 (8, 1)	1.1	L	6	2	3	3	0	0	0	0	0	0	0	13	21	20.25	1.500																			
Trevor Hoffman, R ERA: 2.76 (9, 1)	0.2		5	2	0	0	0	0	1	0	0	0	0	8	16	0.00	3.000																			

San Francisco Giants @ San Diego Padres
Qualcomm Stadium, San Diego, CA

AB	37
R	8
H	13
RBI	8
BB	4
SO	5
LOB	14



Sun Sep 21 1997, 6:33 AM EDT
Att. 34,737 - Sunny - 80 F

BOTTOM

San Francisco Giants @ San Diego Padres
Qualcomm Stadium, San Diego, CA

livebaseballscorecards.com

AB 31
R 5
H 7
RBI 4
BB 6
SO 7
LOB 20



WP: 0 PA: 37
PB: 0
SB: 0
CS: 0

Sun Sep 21 1997, 6:33 AM EDT
Att. 34,737 - Sunny - 80 F

AB R H RBI BB SO LOB

4 1 1 0 1 1 2

4 0 1 0 0 0 1

4 1 1 1 0 1 0

3 2 1 1 1 0 0

2 1 0 0 2 2 3

0 0 0 0 0 0 0

1 0 0 0 2 0 0

1 0 0 0 0 0 3

3 0 0 0 0 0 4

1 0 1 2 0 0 0

3 0 1 0 0 1 4

1 0 0 0 0 1 0

2 0 1 0 0 0 1

0 0 0 0 0 0 0

1 0 0 0 0 0 2

0 0 0 0 0 0 0

0 0 0 0 0 0 0

1 0 0 0 0 1 0

1B: 5 SF: 0

2B: 1 SAC: 0

3B: 0 DP: 2

HR: 1 HBP: 0

1B: 5 SF: 0

2B: 1 SAC: 0

3B: 0 DP: 2

HR: 1 HBP: 0

1B: 5 SF: 0

2B: 1 SAC: 0

3B: 0 DP: 2

HR: 1 HBP: 0

1B: 5 SF: 0

2B: 1 SAC: 0

3B: 0 DP: 2

HR: 1 HBP: 0

1B: 5 SF: 0

2B: 1 SAC: 0

3B: 0 DP: 2

HR: 1 HBP: 0

1B: 5 SF: 0

2B: 1 SAC: 0

3B: 0 DP: 2

HR: 1 HBP: 0

1B: 5 SF: 0

2B: 1 SAC: 0

3B: 0 DP: 2

HR: 1 HBP: 0

1B: 5 SF: 0

2B: 1 SAC: 0

3B: 0 DP: 2

HR: 1 HBP: 0

1B: 5 SF: 0

2B: 1 SAC: 0

3B: 0 DP: 2

HR: 1 HBP: 0

1B: 5 SF: 0

2B: 1 SAC: 0

3B: 0 DP: 2

HR: 1 HBP: 0

1B: 5 SF: 0

2B: 1 SAC: 0

3B: 0 DP: 2

HR: 1 HBP: 0

1B: 5 SF: 0

2B: 1 SAC: 0

3B: 0 DP: 2

HR: 1 HBP: 0

1B: 5 SF: 0

2B: 1 SAC: 0

3B: 0 DP: 2

HR: 1 HBP: 0

1B: 5 SF: 0

2B: 1 SAC: 0

3B: 0 DP: 2

HR: 1 HBP: 0

1B: 5 SF: 0

2B: 1 SAC: 0

3B: 0 DP: 2

HR: 1 HBP: 0

1B: 5 SF: 0

2B: 1 SAC: 0

3B: 0 DP: 2

HR: 1 HBP: 0

1B: 5 SF: 0

2B: 1 SAC: 0

3B: 0 DP: 2

HR: 1 HBP: 0

1B: 5 SF: 0

2B: 1 SAC: 0

3B: 0 DP: 2

HR: 1 HBP: 0

1B: 5 SF: 0

2B: 1 SAC: 0

3B: 0 DP: 2

HR: 1 HBP: 0

1B: 5 SF: 0

2B: 1 SAC: 0

3B: 0 DP: 2

HR: 1 HBP: 0

1B: 5 SF: 0

2B: 1 SAC: 0

3B: 0 DP: 2

HR: 1 HBP: 0

1B: 5 SF: 0

2B: 1 SAC: 0

3B: 0 DP: 2

HR: 1 HBP: 0

1B: 5 SF: 0

2B: 1 SAC: 0

3B: 0 DP: 2

HR: 1 HBP: 0

1B: 5 SF: 0

2B: 1 SAC: 0

3B: 0 DP: 2

HR: 1 HBP: 0

1B: 5 SF: 0

2B: 1 SAC: 0

3B: 0 DP: 2

HR: 1 HBP: 0

1B: 5 SF: 0

2B: 1 SAC: 0

3B: 0 DP: 2

HR: 1 HBP: 0

1B: 5 SF: 0

2B: 1 SAC: 0

3B: 0 DP: 2

HR: 1 HBP: 0

1B: 5 SF: 0

2B: 1 SAC: 0

3B: 0 DP: 2

HR: 1 HBP: 0

1B: 5 SF: 0

2B: 1 SAC: 0

3B: 0 DP: 2

HR: 1 HBP: 0

1B: 5 SF: 0

2B: 1 SAC: 0

3B: 0 DP: 2

HR: 1 HBP: 0

1B: 5 SF: 0

2B: 1 SAC: 0

3B: 0 DP: 2

HR: 1 HBP: 0

1B: 5 SF: 0

2B: 1 SAC: 0

3B: 0 DP: 2

HR: 1 HBP: 0

1B: 5 SF: 0

2B: 1 SAC: 0

3B: 0 DP: 2

HR: 1 HBP: 0

1B: 5 SF: 0

2B: 1 SAC: 0

3B: 0 DP: 2

HR: 1 HBP: 0

1B: 5 SF: 0

2B: 1 SAC: 0

3B: 0 DP: 2

HR: 1 HBP: 0

1B: 5 SF: 0

2B: 1 SAC: 0

3B: 0 DP: 2

HR: 1 HBP: 0

1B: 5 SF: 0

2B: 1 SAC: 0

3B: 0 DP: 2

HR: 1 HBP: 0

1B: 5 SF: 0

2B: 1 SAC: 0

3B: 0 DP: 2

HR: 1 HBP: 0

1B: 5 SF: 0

2B: 1 SAC: 0

3B: 0 DP: 2

HR: 1 HBP: 0

1B: 5 SF: 0

2B: 1 SAC: 0

3B: 0 DP: 2

HR: 1 HBP: 0

1B: 5 SF: 0

2B: 1 SAC: 0

3B: 0 DP: 2

HR: 1 HBP: 0

1B: 5 SF: 0

2B: 1 SAC: 0

3B: 0 DP: 2

HR: 1 HBP: 0

1B: 5 SF: 0

2B: 1 SAC: 0

3B: 0 DP: 2

HR: 1 HBP: 0

1B: 5 SF: 0

2B: 1 SAC: 0

3B: 0 DP: 2

HR: 1 HBP: 0

1B: 5 SF: 0

2B: 1 SAC: 0

3B: 0 DP: 2

HR: 1 HBP: 0

1B: 5 SF: 0

2B: 1 SAC: 0

3B: 0 DP: 2

HR: 1 HBP: 0

1B: 5 SF: 0

2B: 1 SAC: 0

3B: 0 DP: 2

HR: 1 HBP: 0

1B: 5 SF: 0

2B: 1 SAC: 0

3B: 0 DP: 2

HR: 1 HBP: 0

1B: 5 SF: 0

2B: 1 SAC: 0

3B: 0 DP: 2

HR: 1 HBP: 0

1B: 5 SF: 0

2B: 1 SAC: 0

3B: 0 DP: 2

HR: 1 HBP: 0

1B: 5 SF: 0

2B: 1 SAC: 0

3B: 0 DP: 2

HR: 1 HBP: 0

1B: 5 SF: 0

2B: 1 SAC: 0

3B: 0 DP: 2

HR: 1 HBP: 0

1B: 5 SF: 0

2B: 1 SAC: 0

3B: 0 DP: 2

HR: 1 HBP: 0

1B: 5 SF: 0

2B: 1 SAC: 0

3B: 0 DP: 2

HR: 1 HBP: 0

1B: 5 SF: 0

2B: 1 SAC: 0

3B: 0 DP: 2

HR: 1 HBP: 0

1B: 5 SF: 0

2B: 1 SAC: 0

3B: 0 DP: 2

HR: 1 HBP: 0

1B: 5 SF: 0

2B: 1 SAC: 0

3B: 0 DP: 2

HR: 1 HBP: 0

1B: 5 SF: 0

2B: 1 SAC: 0

3B: 0 DP: 2

HR: 1 HBP: 0

1B: 5 SF: 0

2B: 1 SAC: 0

3B: 0 DP: 2

HR: 1 HBP: 0

1B: 5 SF: 0

2B: 1 SAC: 0

3B: 0 DP: 2

HR: 1 HBP: 0

1B: 5 SF: 0

Batter	1	2	3	4	5	6	7	8	9	AB R H RBI BB SO LOB	TOP																									
Darryl Hamilton, L (1, 8) OBP: 0.347, SLG: 0.362	0-3 K		0-1 F8 1B 1B		1-2 G1-3		0-0 F8	2-2 2B		5 1 2 3 0 1 1																										
Bill Mueller, S (1, 5) OBP: 0.371, SLG: 0.435	0-2 G4-3		1-0 1B HR 1B		1-0 2B		1-1 G3	2-3 K		5 1 2 0 0 1 2																										
Barry Bonds, L (1, 7) OBP: 0.443, SLG: 0.573	4-0 S BB		0-0 F8		3-2 F7		4-2 1B BB	1-2 HR		3 2 1 1 2 0 3																										
Jeff Kent, R (1, 4) OBP: 0.314, SLG: 0.465	1-1 L3		2-0 HR 1B		3-2 G6-3		0-2 F4	1-2 G1-3		5 1 1 1 0 0 3																										
J.T. Snow, L (1, 3) OBP: 0.386, SLG: 0.502		2-0 G4-3	0-2 HR		0-1 F8		1-1 1B 2B 1B	1-3 K		5 2 2 3 0 1 0																										
Glenallen Hill, R (1, 9) OBP: 0.290, SLG: 0.430		2-2 HR	0-0 G5-3		0-3 K		2-1 2B 1B	1-1 F8		3 1 1 1 0 1 0																										
Stan Javier, S (6, 9) OBP: 0.366, SLG: 0.397							1-3 2B 1B			2 1 1 1 0 0 0																										
Jose Vizcaino, S (1, 6) OBP: 0.321, SLG: 0.344		2-0 F9		3-2 F8		0-0 G3	0-0 2B 2B			4 1 1 1 0 0 0																										
Brian Johnson, R (1, 2) OBP: 0.305, SLG: 0.440		0-1 F9		1-1 F8		2-1 SH3-4 1B	4-2 2B BB			3 1 1 0 1 0 0																										
Damon Berryhill, S (9, 2) OBP: 0.348, SLG: 0.375										0 0 0 0 0 0 0																										
Kirk Rueter, L (1, 1) OBP: 0.176, SLG: 0.138			1-1 G6-3		2-2 G1-3		0-0 SH3-4	2-3 K		2 0 0 0 0 0 0																										
Doug Henry, R (7, 1)										0 0 0 0 0 0 0																										
Roberto Hernandez, R (7, 1) OBP: 0.500, SLG: 0.500										1 0 0 0 0 1 3																										
Rich Rodriguez, L (9, 1) OBP: 0.500, SLG: 0.333										0 0 0 0 0 0 0																										
Inning Stats	R: 0 E: 0 K: 1 S: 8	H: 0 LOB: 1 BB: 1 P: 13	R: 1 E: 0 K: 0 S: 10	H: 1 LOB: 0 BB: 0 P: 16	R: 4 E: 0 K: 0 S: 13	H: 4 LOB: 0 BB: 0 P: 17	R: 0 E: 0 K: 0 S: 11	H: 0 LOB: 0 BB: 0 P: 17	R: 0 E: 0 K: 1 S: 6	H: 0 LOB: 0 BB: 0 P: 6	R: 0 E: 0 K: 0 S: 6	H: 1 LOB: 1 BB: 0 P: 9	R: 5 E: 0 K: 2 S: 26	H: 4 LOB: 1 BB: 2 P: 43	R: 1 E: 0 K: 1 S: 11	H: 1 LOB: 0 BB: 0 P: 15	1B: 6 2B: 3 3B: 0 HR: 3	SF: 0 SAC: 1 DP: 0 HBP: 0	WP: 0 PB: 0 SB: 1 CS: 0	PA: 42																
PITCHER	IP WLS BF H R ER SO BB IBB HBP BLK WP HR S P ERA WHIP																																			
Andy Ashby, R (1, 1) ERA: 4.18	7.0		29	7	5	5	2	1	0	0	0	0	2	66	98	6.43	1.143																			
Heath Murray, L (8, 1) ERA: 6.68	0.1	L	4	2	3	3	0	1	0	0	0	0	0	12	19	81.00	9.000																			
Dario Veras, R (8, 1) ERA: 5.11	0.0		2	1	0	0	0	1	0	0	0	0	0	5	9	∞	∞																			
Todd Erdos, R (8, 1) ERA: 4.38	0.2		3	1	2	2	2	0	0	0	0	0	0	9	15	27.00	1.500																			
Will Cunnane, R (9, 1) ERA: 5.52	1.0		4	1	1	1	1	0	0	0	0	0	1	11	15	9.00	1.000																			

San Francisco Giants @ San Diego Padres
Qualcomm Stadium, San Diego, CA

AB	38
R	11
H	12
RBI	11
BB	3
SO	5
LOB	12



Mon Sep 22 1997, 10:05 PM EDT
Att. 22,229 - Unknown - 78 F

WP: 0	PA: 42
-------	--------

Batter	1	2	3	4	5	6	7	8	9	AB R H RBI BB SO LOB
Quilvio Veras, S OBP: 0.360, SLG: 0.333 (1, 4)	3-2 F8	0-0 F9			1-3 K		0-1 1B 2B 1B		3-1 G4-3	5 1 1 0 0 1 2
Chris Gomez, R OBP: 0.326, SLG: 0.327 (1, 6)	0-3 K		2-2 P2		2-2 G5-3		1-1 P6		0-1 G4-3	3 0 0 0 0 1 0
Craig Shipley, R OBP: 0.321, SLG: 0.473 (7, PH) (8, 6)										2 0 0 0 0 0 2
Tony Gwynn, L OBP: 0.409, SLG: 0.552 (1, 9)	1-0 1B		1-2 BB 1B		1-1 F7		1-1 2B 1B 1B		1-0 1B	5 1 4 0 0 0 0
Ken Caminiti, S OBP: 0.394, SLG: 0.512 (1, 5)	3-2 F9		2-1 F7			1-3 K FC1-4	0-1 1B 2B		1-2 G5-3	5 1 1 2 0 1 3
Greg Vaughn, R OBP: 0.326, SLG: 0.403 (1, 7)						0-0 FC1-4	0-1 1B			2 1 1 1 1 0 1
Steve Finley, L OBP: 0.308, SLG: 0.469 (7, PH) (8, 8)						1-2 BB	2-H 3-H 1B			1 0 1 2 0 0 0
Chris Jones, R OBP: 0.314, SLG: 0.437 (1, 8) (8, 7)		1-2 SH5-4 WP 1B	0-1 G1-3			3-3 K	1-1 1B			4 0 2 0 0 1 3
Derrek Lee, R OBP: 0.368, SLG: 0.313 (1, 3)		4-1 SH5-4 BB			1-3 K					2 0 0 0 2 2 1
Carlos Hernandez, R OBP: 0.328, SLG: 0.450 (1, 2)		3-3 K	1-2 L1			2-3 K	3-1 1B 1B 1B		0-2 G6-4-3	4 1 1 0 0 1 3
Andy Ashby, R OBP: 0.160, SLG: 0.086 (1, 1)		2-2 SH5-4			2-3 K		1-0 F9		0-0 G5-3	1 0 0 0 0 0 1 0
Ruben Rivera, R OBP: 0.291, SLG: 0.091 (7, PH)										1 0 0 0 0 0 0 1
Heath Murray, L OBP: 0.291, SLG: 0.091 (8, 1)										0 0 0 0 0 0 0 0
Dario Veras, R (8, 1)										0 0 0 0 0 0 0 0
Todd Erdos, R (8, 1)										0 0 0 0 0 0 0 0
Trey Beamon, L OBP: 0.283, SLG: 0.281 (8, PH)										1 0 0 0 0 0 0 0
Will Cunnane, R OBP: 0.438, SLG: 0.500 (9, 1)										0 0 0 0 0 0 0 0

Inning Stats	R: 0	H: 1	E: 0	LOB: 1	K: 1	P: 22	R: 1	H: 2	E: 0	LOB: 2	K: 1	P: 27	R: 0	H: 1	E: 0	LOB: 2	K: 0	P: 19	R: 0	H: 0	E: 0	LOB: 0	K: 2	P: 13	R: 0	H: 0	E: 0	LOB: 0	K: 1	P: 13	R: 0	H: 0	E: 0	LOB: 1	K: 3	P: 16	R: 4	H: 6	E: 0	LOB: 2	K: 0	P: 22	R: 0	H: 0	E: 0	LOB: 0	K: 0	P: 9	R: 0	H: 1	E: 0	LOB: 1	K: 0	P: 15	1B: 9	SF: 0	2B: 1	SAC: 1	3B: 0	DP: 1	HR: 1	HBP: 0	WP: 2	PA: 40
--------------	------	------	------	--------	------	-------	------	------	------	--------	------	-------	------	------	------	--------	------	-------	------	------	------	--------	------	-------	------	------	------	--------	------	-------	------	------	------	--------	------	-------	------	------	------	--------	------	-------	------	------	------	--------	------	------	------	------	------	--------	------	-------	-------	-------	-------	--------	-------	-------	-------	--------	-------	--------

PITCHER	IP	WLS	BF	H	R	ER	SO	BB	IBB	HBP	BLK	WP	HR	S	P	ERA	WHIP
Kirk Rueter, L ERA: 3.45 (1, 1)	6.1		28	6	3	3	8	2	0	0	0	2	1	72	119	4.26	1.263
Doug Henry, R ERA: 4.65 (7, 1)	0.1		3	2	0	0	0	0	0	0	0	0	0	6	8	0.00	6.000
Roberto Hernandez, R ERA: 2.43 (7, 1)	1.1	W	5	2	2	2	0	1	0	0	0	0	0	9	14	13.50	2.250
Rich Rodriguez, L ERA: 3.18 (9, 1)	1.0		4	1	0	0	0	0	0	0	0	0	0	10	15	0.00	1.000

BOTTOM

San Francisco Giants @ San Diego Padres
Qualcomm Stadium, San Diego, CA

livebaseballscores.com

AB	36
R	5
H	11
RBI	5
BB	3
SO	8
LOB	16



Mon Sep 22 1997, 10:05 PM EDT
Att: 22,229 - Unknown - 78 F

Batter	1	2	3	4	5	6	7	8	9	AB R H RBI BB SO LOB	TOP
Quilvio Veras, S (1, 4) OBP: 0.359, SLG: 0.333 B C B X 2-1 G1-3 1B	2-0 G1-3 1-2	1-0 F7 ③			1-1 B2 ①			1-3 K ①		4 0 1 0 0 1 1	San Diego Padres @ Los Angeles Dodgers Dodger Stadium, Los Angeles, CA Tue Sep 23 1997, 7:05 PM PDT Att. 45,711 - Unknown - 78 F livebaseballscorecards.com
Steve Finley, L (1, 8) OBP: 0.307, SLG: 0.466 B B 1 X 1 SAFE 2-0 G1-3 1-2			1-3 K ①		4-2 G4-3 BB		2-2 F7 ②		3 0 0 0 1 1 1		
Tony Gwynn, L (1, 9) OBP: 0.410, SLG: 0.550 B S H 2-1 G3-6-1 HBP			1-1 L5 ②		1-1 G4-3 ② ③ 1-2f		1-2 1B		3 0 1 0 0 0 1		
Ken Caminiti, S (1, 5) OBP: 0.391, SLG: 0.507 C B X 1-1 G3-6-1 1-2f			1-3 K ③			0-0 F7 ①		2-2 F7 ③	4 0 0 0 0 1 3		
Wally Joyner, L (1, 3) OBP: 0.394, SLG: 0.492 B X 1-0 HR 1B				1-1 G3 ①		3-2 G3 ②		0-0 1B	4 1 2 0 0 0 0		
Greg Vaughn, R (1, 7) OBP: 0.323, SLG: 0.399 B B B B X 2-2 F9			3-2 G4-3 ②			3-0 P3 ③		0-0 F8 ①	4 0 0 0 0 0 2		
John Flaherty, R (1, 2) OBP: 0.325, SLG: 0.391 B B X 2-0 HR 1-H 1B			3-2 S 1B			2-0 F8 ①		1-0 P3 ②	4 1 2 2 0 0 1		
Chris Gomez, R (1, 6) OBP: 0.329, SLG: 0.328 C B B B B B 4-2 SH3-4 BB			4-2 BB 1-2 BB			1-1 CS 1B		3-3 K ③	2 0 1 0 2 1 1		
Paul Menhart, R (1, 1) Trey Beamon, L (7, PH) Tim Worrell, R (7, 1) OBP: 0.279, SLG: 0.276 OBP: 0.294, SLG: 0.200 X 0-0 SH3-4 1-2 B1-3 ③			0-0 B1-3 ③			3-3 SAFE K ② ③ 1-2			1 0 0 0 0 0 2 1 0 0 0 0 1 1 0 0 0 0 0 0 0		
Inning Stats	R: 0 H: 1 E: 0 LOB: 1 K: 0 BB: 0 S: 6 P: 13	R: 2 H: 2 E: 0 LOB: 1 K: 0 BB: 1 S: 13 P: 23	R: 0 H: 0 E: 0 LOB: 0 K: 2 BB: 0 S: 9 P: 12	R: 0 H: 1 E: 0 LOB: 2 K: 0 BB: 1 S: 13 P: 24	R: 0 H: 0 E: 0 LOB: 0 K: 0 BB: 1 S: 7 P: 13	R: 0 H: 0 E: 0 LOB: 0 K: 0 BB: 0 S: 6 P: 12	R: 0 H: 1 E: 0 LOB: 1 K: 1 BB: 0 S: 6 P: 12	R: 0 H: 1 E: 0 LOB: 1 K: 1 BB: 0 S: 14 P: 20	R: 0 H: 1 E: 0 LOB: 1 K: 1 BB: 0 S: 6 P: 10	1B: 6 SF: 0 2B: 1 SAC: 1 3B: 0 DP: 3 HR: 1 HBP: 1	WP: 0 PA: 35 PB: 0 SB: 1 CS: 1
PITCHER Chan Ho Park, R (1, 1) ERA: 3.38	IP WLS BF H R ER SO BB IBB HBP BLK WP HR S P ERA WHIP 9.0 W 35 7 2 2 5 3 0 1 0 0 1 80 139 2.00 1.111										

Batter	1	2	3	4	5	6	7	8	9	AB	R	H	RBI	BB	SO	LOB
Otis Nixon, S <small>OBP: 0.340, SLG: 0.320</small> (1, 8)	1-0 		2-3 		0-2 		1-2 			4	0	2	1	0	1	0
Eric Young Sr., R <small>OBP: 0.357, SLG: 0.393</small> (1, 4)	2-2 		1-1 		2-0 		0-2 			4	0	1	0	0	0	1
Mike Piazza, R <small>OBP: 0.430, SLG: 0.629</small> (1, 2)	2-2 		0-0 		2-1 			2-0 		4	2	2	0	0	0	2
Eric Karros, R <small>OBP: 0.328, SLG: 0.453</small> (1, 3)	0-2 		1-1 		2-2 		2-1 			4	1	2	3	0	0	0
Raul Mondesi, R <small>OBP: 0.361, SLG: 0.535</small> (1, 9)	0-1 		1-3 		3-1 		1-0 			4	0	1	0	0	1	1
Todd Zeile, R <small>OBP: 0.361, SLG: 0.453</small> (1, 5)		2-2 		0-0 		0-1 		3-2 		4	2	2	2	0	0	1
Darren Lewis, R <small>OBP: 0.338, SLG: 0.303</small> (1, 7)		1-0 		0-1 		1-2 		0-0 		4	1	2	0	0	0	1
Greg Gagne, R <small>OBP: 0.298, SLG: 0.349</small> (1, 6)		2-2 		2-3 			1-3 	0-1 		3	0	0	0	0	2	2
Chan Ho Park, R <small>OBP: 0.236, SLG: 0.255</small> (1, 1)		2-3 		2-0 			2-3 			3	0	0	0	0	2	1

Inning Stats	R: 1	H: 2	R: 1	H: 2	R: 0	H: 0	R: 0	H: 0	R: 1	H: 3	R: 1	H: 1	R: 0	H: 1	R: 2	H: 3
	E: 0	LOB: 1	E: 0	LOB: 0	E: 0	LOB: 0	E: 0	LOB: 0	E: 1	LOB: 2	E: 0	LOB: 0	E: 0	LOB: 1	E: 0	LOB: 0
	K: 0	BB: 0	K: 1	BB: 0	K: 1	BB: 0	K: 1	BB: 0	K: 1	BB: 0	K: 2	BB: 0	K: 2	BB: 0	K: 0	BB: 0
	S: 13	P: 18	S: 11	P: 18	S: 6	P: 9	S: 6	P: 8	S: 13	P: 20	S: 10	P: 16	S: 12	P: 16	S: 10	P: 18

PITCHER	IP	WLS	BF	H	R	ER	SO	BB	IBB	HBP	BLK	WP	HR	S	P	ERA	WHIP
Paul Menhart, R <small>ERA: 4.74</small> (1, 1)	6.0	L	25	8	4	4	4	0	0	0	0	0	2	59	89	6.00	1.333
Tim Worrell, R <small>ERA: 5.07</small> (7, 1)	2.0		9	4	2	2	2	0	0	0	0	0	1	22	34	9.00	2.000

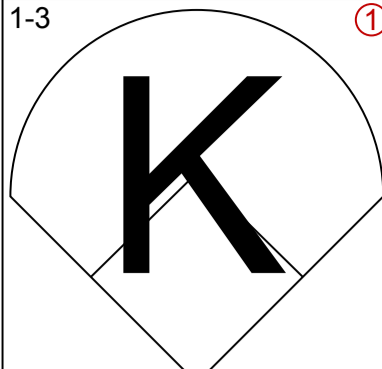
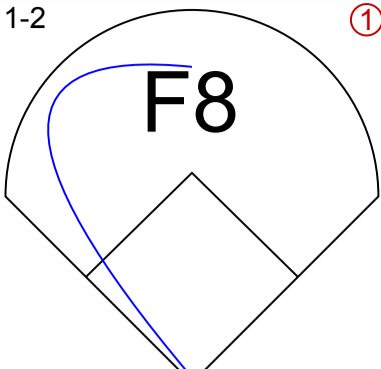
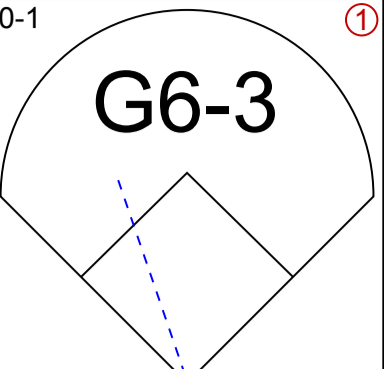
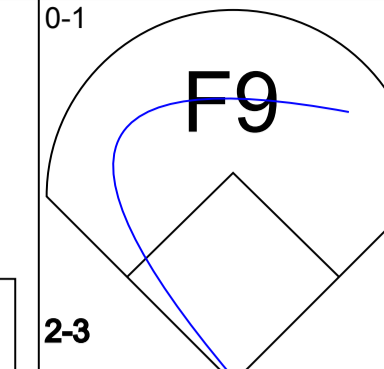
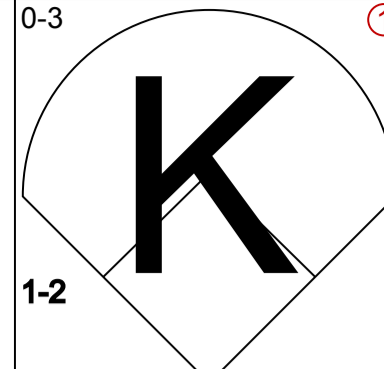
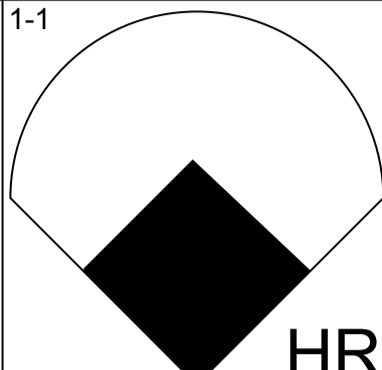
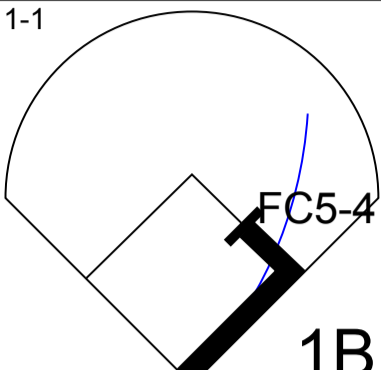
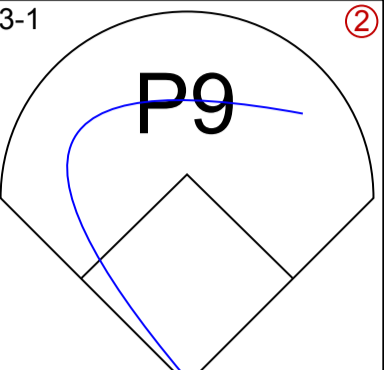
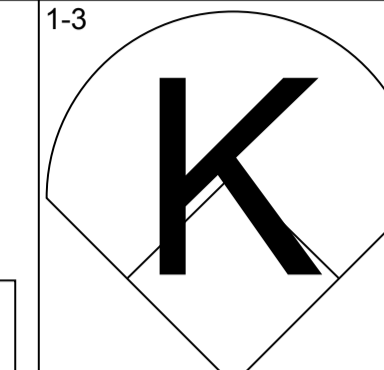
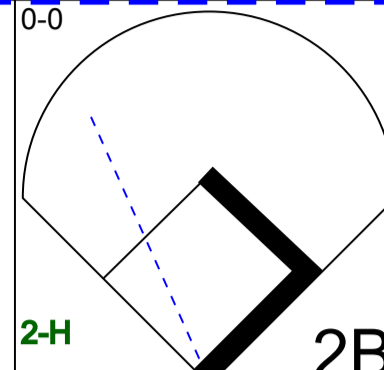
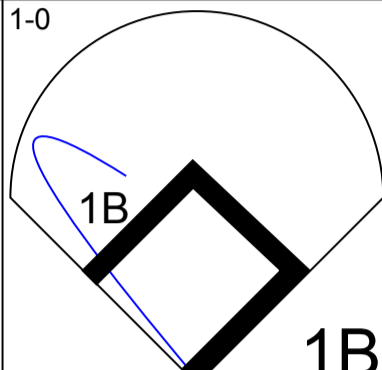
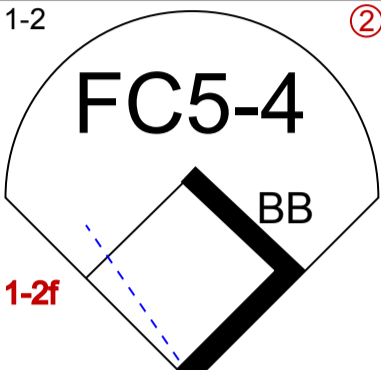
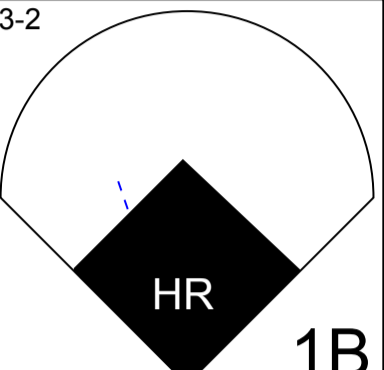
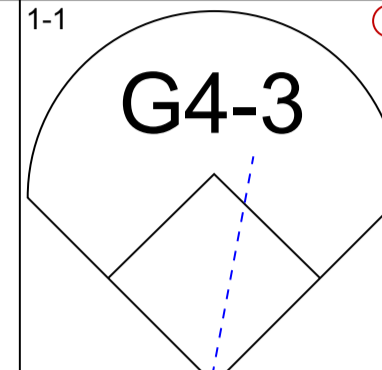
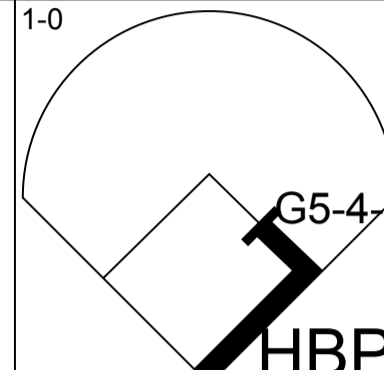
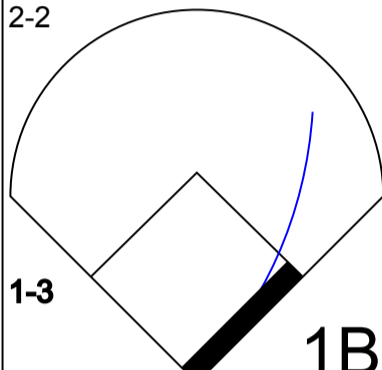
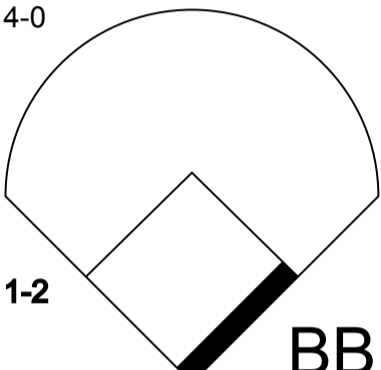
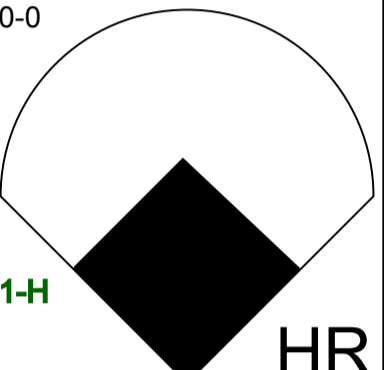
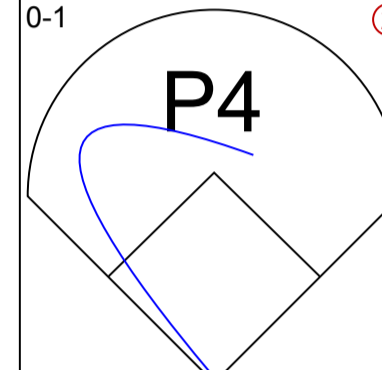
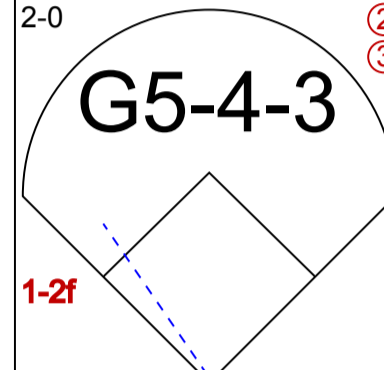
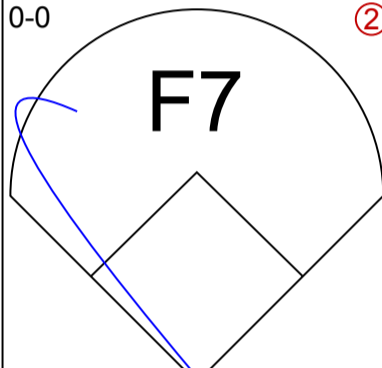
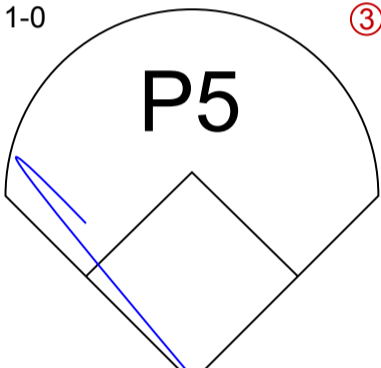
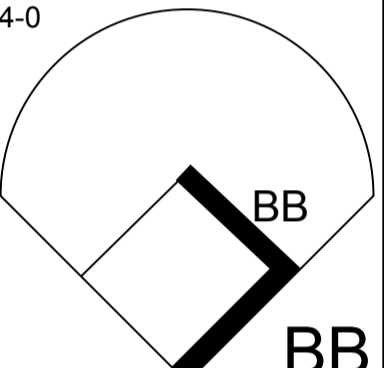
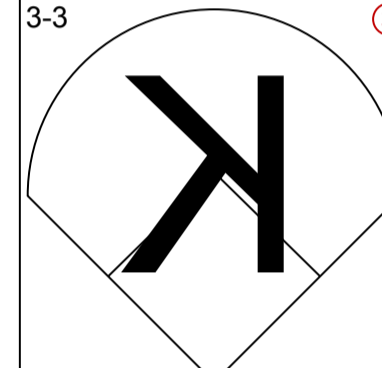
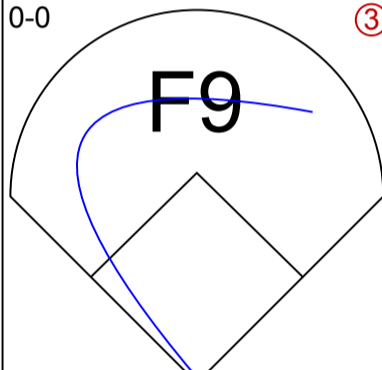
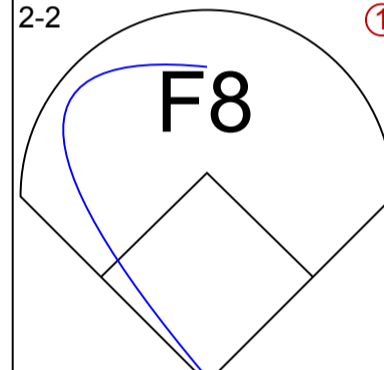
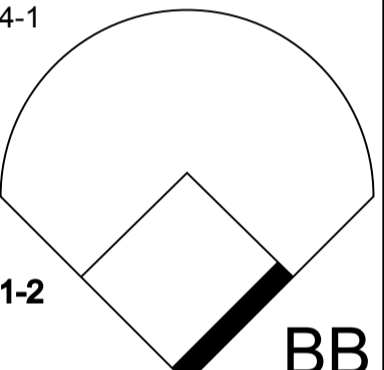
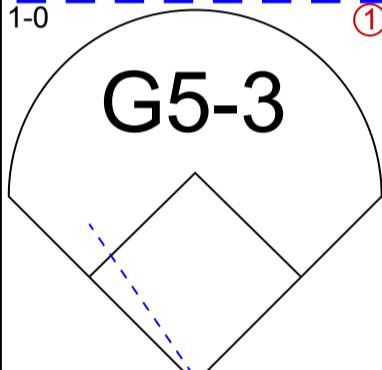
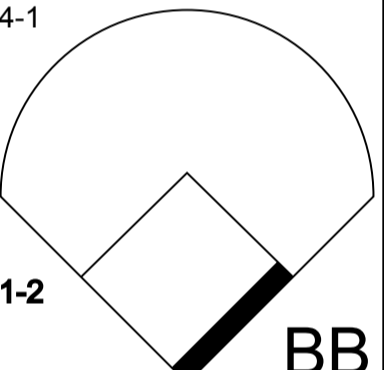
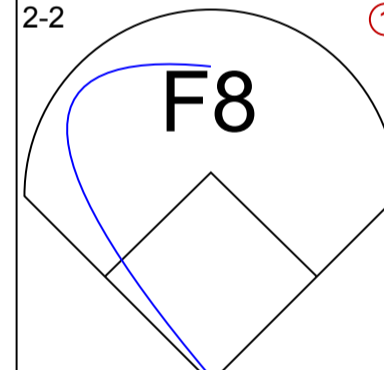
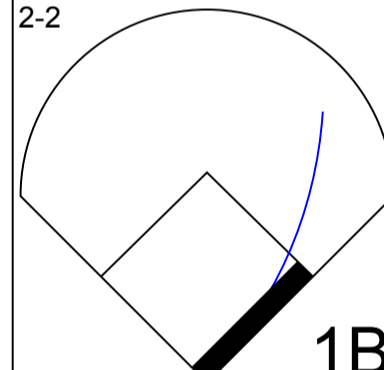
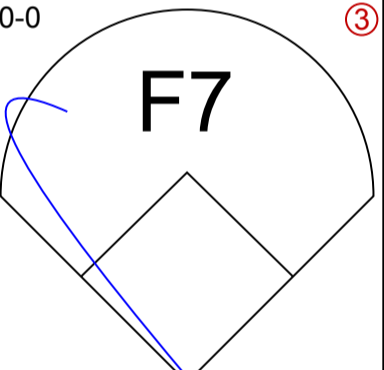
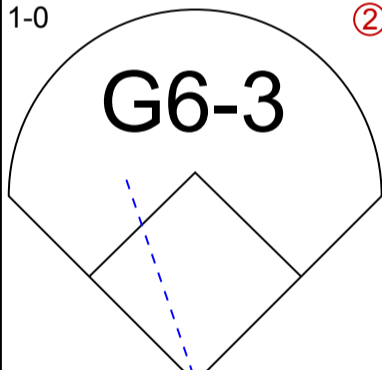
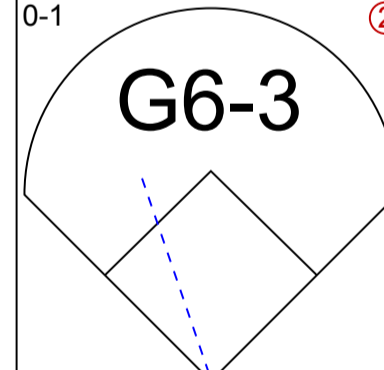
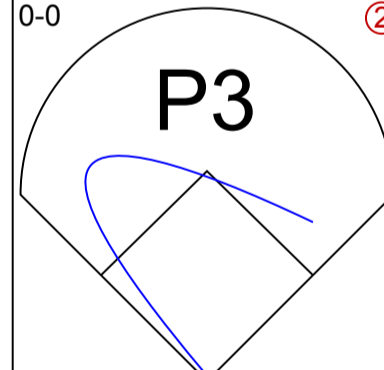
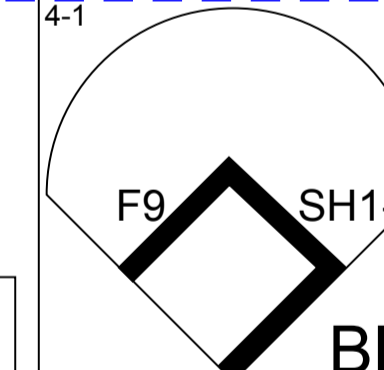
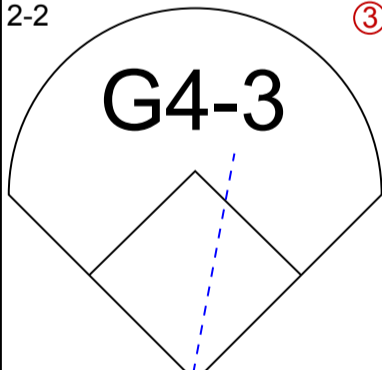
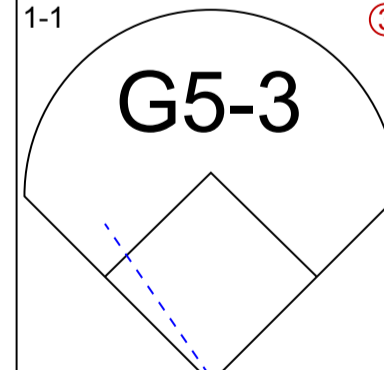
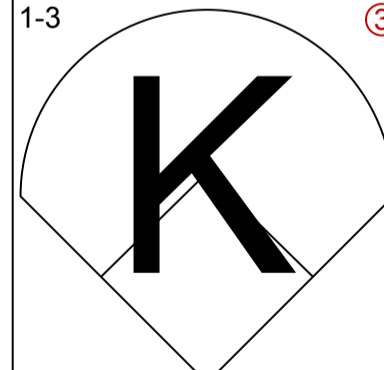
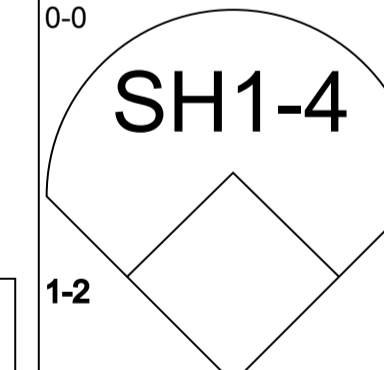
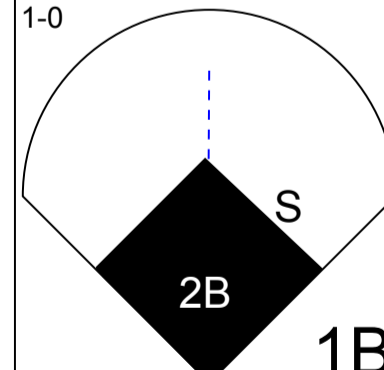
BOTTOM

San Diego Padres @ Los Angeles Dodgers
 Dodger Stadium, Los Angeles, CA

Tue Sep 23 1997, 7:05 PM PDT
 Att: 45,711 - Unknown - 78 F

AB	34
R	6
H	12
RBI	6
BB	0
SO	6
LOB	9

1B	2B	3B	HR	SF	SAC	DP	HBP	WP	HR	S	P	ERA	WHIP
6	3	0	3	0	0	1	0	0	0	0	0	9.00	2.000

Batter	1	2	3	4	5	6	7	8	9	AB R H RBI BB SO LOB	TOP											
Craig Shipley, R OBP: 0.310, SLG: 0.455 (1, 4)	1-3 		1-2 		0-1 	0-1 			0-3 	5 0 0 0 0 2 2												
Steve Finley, L OBP: 0.310, SLG: 0.475 (1, 8)	1-1 		1-1 		3-1 	1-3 			0-0 	5 1 3 2 0 1 1												
Tony Gwynn, L OBP: 0.411, SLG: 0.550 (1, 9)	1-0 		1-2 		3-2 			1-1 	1-0 	4 1 2 0 0 0 1												
Ken Caminiti, S OBP: 0.393, SLG: 0.514 (1, 5)	2-2 		4-0 		0-0 			0-1 	2-0 	4 1 2 2 1 0 2												
Wally Joyner, L OBP: 0.393, SLG: 0.489 (1, 3)	0-0 		1-0 		4-0 			3-3 		3 0 0 0 1 1 4												
Mark Sweeney, L OBP: 0.354, SLG: 0.354 (1, 7)	0-0 			2-2 		4-1 		1-0 		3 0 0 0 1 0 2												
Chris Jones, R OBP: 0.314, SLG: 0.437 (8, 7)					1-2 					0 0 0 0 0 0 0												
John Flaherty, R OBP: 0.325, SLG: 0.390 (1, 2)		2-2 		2-2 		0-0 		1-0 		4 0 1 0 0 0 2												
Chris Gomez, R OBP: 0.328, SLG: 0.326 (1, 6)		0-1 		0-0 		4-1 		2-2 		3 0 0 0 1 0 1												
Joey Hamilton, R OBP: 0.140, SLG: 0.241 (1, 1)			1-1 		1-3 		0-0 		1-0 	2 0 0 0 0 1 1												
Trey Beamon, L OBP: 0.290, SLG: 0.288 (9, PH)										1 1 1 0 0 0 0												
Trevor Hoffman, R OBP: 0.333, SLG: 0.333 (9, 1)										0 0 0 0 0 0 0												
Inning Stats	R: 1 E: 0 K: 1 S: 13	H: 3 LOB: 2 BB: 0 P: 18	R: 0 E: 0 K: 0 S: 10	H: 0 LOB: 0 BB: 0 P: 13	R: 0 E: 0 K: 0 S: 12	H: 1 LOB: 2 BB: 1 P: 20	R: 0 E: 0 K: 1 S: 10	H: 1 LOB: 1 BB: 0 P: 15	R: 2 E: 0 K: 0 S: 10	H: 2 LOB: 2 BB: 2 P: 24	R: 0 E: 0 K: 1 S: 7	H: 0 LOB: 1 BB: 1 P: 12	R: 0 E: 0 K: 1 S: 7	H: 0 LOB: 0 BB: 0 P: 11	R: 0 E: 0 K: 0 S: 5	H: 0 LOB: 0 BB: 0 P: 9	R: 1 E: 0 K: 1 S: 6	H: 2 LOB: 1 BB: 0 P: 10	1B: 6 2B: 1 3B: 0 HR: 2	SF: 0 SAC: 1 DP: 1 HBP: 1	WP: 0 PB: 0 SB: 1 CS: 0	PA: 40
PITCHER	IP WLS BF H R ER SO BB IBB HBP BLK WP HR S P ERA WHIP																					
Tom Candiotti, R ERA: 3.6 (1, 1)	5.0 L 25 7 3 3 2 3 0 0 0 0 0 2 55 90 5.40 2.000																					
Dennys Reyes, L ERA: 3.25 (6, 1)	2.0 7 0 0 0 2 1 0 0 0 0 0 0 14 23 0.00 0.500																					
Darren Hall, R ERA: 2.35 (8, 1)	1.1 5 1 1 1 1 0 0 0 0 0 0 0 9 14 6.75 0.750																					
Scott Radinsky, L ERA: 2.95 (9, 1)	0.2 3 1 0 0 0 0 0 0 1 0 0 0 2 5 0.00 1.500																					

San Diego Padres @ Los Angeles Dodgers
Dodger Stadium, Los Angeles, CA
 Wed Sep 24 1997, 7:05 PM PDT
 Att. 39,184 - Unknown - 86 F

AB	34
R	4
H	9
RBI	4
BB	4
SO	5
LOB	16



Batter	1	2	3	4	5	6	7	8	9	AB	R	H	RBI	BB	SO	LOB
Otis Nixon, S <small>OBP: 0.338, SLG: 0.318</small> (1, 8)	3-2 G5-3 		1-0 F8 		1-2 F8 			2-1 G6-3 		4	0	0	0	0	0	0
Eric Young Sr., R <small>OBP: 0.356, SLG: 0.391</small> (1, 4)	1-1 CS HBP		0-1 G4-3 			1-1 G1-3 		1-1 G6-3 		3	0	0	0	0	0	0
Mike Piazza, R <small>OBP: 0.429, SLG: 0.626</small> Tom Prince, R <small>OBP: 0.280, SLG: 0.367</small> (9, 2)	1-1 F7 		0-0 P4 			2-2 1B 1B		2-3 K 		4	0	1	0	0	1	1
Eric Karros, R <small>OBP: 0.329, SLG: 0.454</small> (1, 3)	2-1 CS 	1-1 FC6-4 1B		3-2 F8 		2-2 1-2 1B		2-3 K 	2-3 K 	4	0	2	0	0	1	0
Raul Mondesi, R <small>OBP: 0.359, SLG: 0.532</small> (1, 9)		0-0 FC6-4 BB HBP 1B		0-3 K 		2-3 K 		1-2 P6 	1-2 P6 	4	1	0	0	0	2	3
Todd Zeile, R <small>OBP: 0.362, SLG: 0.452</small> (1, 5)		2-2 1B BB HBP		3-1 1B		3-2 F9 		2-1 G5-3 	2-1 G5-3 	3	0	1	0	0	0	2
Darren Lewis, R <small>OBP: 0.338, SLG: 0.299</small> (1, 7)		4-2 1B BB		0-1 L4 		3-2 G3-1 				2	0	0	0	1	0	1
Greg Gagne, R <small>OBP: 0.299, SLG: 0.349</small> (1, 6)		0-1 G6-4-3 1B			3-2 G5-3 		2-1 G6-3 			3	0	1	1	0	0	0
Tom Candiotti, R <small>OBP: 0.321, SLG: 0.094</small> Brett Butler, L <small>OBP: 0.364, SLG: 0.319</small> Dennys Reyes, R <small>OBP: 0.341, SLG: 0.397</small> Eric Anthony, L <small>OBP: 0.341, SLG: 0.397</small> Darren Hall, R <small>OBP: 0.341, SLG: 0.397</small> Scott Radinsky, L <small>OBP: 0.341, SLG: 0.397</small> (1, 1)	0-1 G6-4-3 	0-1 G6-4-3 		0-0 G6-3 		1-1 F9 				1	0	0	0	0	0	3

Inning Stats	R: 0	H: 0	E: 0	K: 0	S: 9	R: 1	H: 2	E: 0	K: 0	S: 13	R: 0	H: 0	E: 0	K: 0	S: 4	R: 0	H: 1	E: 0	K: 1	S: 10	R: 0	H: 0	E: 0	K: 0	S: 7	R: 0	H: 2	E: 0	K: 1	S: 16	R: 0	H: 0	E: 0	K: 0	S: 7	R: 0	H: 0	E: 0	K: 1	S: 7	R: 0	H: 0	E: 0	K: 1	S: 8	R: 0	H: 0	E: 0	K: 1	S: 8	1B: 5	2B: 0	3B: 0	HR: 0	SF: 0	SAC: 0	DP: 1	HBP: 2	WP: 0	PB: 0	SB: 0	CS: 1	PA: 34
--------------	------	------	------	------	------	------	------	------	------	-------	------	------	------	------	------	------	------	------	------	-------	------	------	------	------	------	------	------	------	------	-------	------	------	------	------	------	------	------	------	------	------	------	------	------	------	------	------	------	------	------	------	-------	-------	-------	-------	-------	--------	-------	--------	-------	-------	-------	-------	--------

PITCHER	IP	WLS	BF	H	R	ER	SO	BB	IBB	HBP	BLK	WP	HR	S	P	ERA	WHIP
Joey Hamilton, R <small>ERA: 4.25</small> (1, 1)	8.0	W	30	5	1	1	3	1	0	2	0	0	0	73	119	1.12	0.750
Trevor Hoffman, R <small>ERA: 2.72</small> (9, 1)	1.0	S	3	0	0	0	1	0	0	0	0	0	0	8	13	0.00	0.000

BOTTOM

San Diego Padres @ Los Angeles Dodgers
 Dodger Stadium, Los Angeles, CA


AB	30
R	1
H	5
RBI	1
BB	1
SO	4
LOB	10



PITCHER	IP	WLS	BF	H	R	ER	SO	BB	IBB	HBP	BLK	WP	HR	S	P	ERA	WHIP
---------	----	-----	----	---	---	----	----	----	-----	-----	-----	----	----	---	---	-----	------

Wed Sep 24 1997, 7:05 PM PDT
 Att: 39,184 - Unknown - 86 F

livebaseballscorecards.com

Batter	1	2	3	4	5	6	7	8	9	AB R H RBI BB SO LOB	TOP
Quilvio Veras, S (1, 4) <small>OBP: 0.358, SLG: 0.331</small> Sean Bergman, R (7, 1) <small>OBP: 0.231, SLG: 0.308</small> Marc Kroon, R (8, 1) Craig Shipley, R (9, PH) <small>OBP: 0.308, SLG: 0.452</small>	0-0 E3 G4-3 WP G4-3		4-1 FC4-6 BB		0-1 G4-3 2-3 3-H		0-0 F9		0-0 F9	3 1 0 1 1 0 2 0 0 0 0 0 0 0 0 0 0 0 0 0 0 1 0 0 0 0 0 0	San Diego Padres @ San Francisco Giants 3Com Park at Candlestick Point, San Francisco, CA Fri Sep 26 1997, 10:05 PM EDT Att. 40,491 - Unknown - 64 F AB 34 R 4 H 6 RBI 3 BB 3 SO 6 LOB 16 
Steve Finley, L (1, 8) <small>OBP: 0.308, SLG: 0.472</small> Mark Sweeney, L (7, 9) <small>OBP: 0.357, SLG: 0.358</small>	2-2 G4-3 1-3		2-3 K 1 SAFE		1-1 G3			3-2 E 1B 1B	3 0 0 0 0 1 3 1 1 1 0 0 0 0		
Tony Gwynn, L (1, 9) <small>OBP: 0.409, SLG: 0.547</small> Chris Jones, R (6, 9) <small>OBP: 0.318, SLG: 0.441</small> (7, 8)	3-0 G4-3 3-H		2-1 FC4-6 1-2f		1-1 F9		3-2 1B E 1B 1-2 G1-3	3 0 0 1 0 0 1 1 0 1 0 0 0 0			
Ken Caminiti, S (1, 5) <small>OBP: 0.392, SLG: 0.512</small> George Arias, R (6, 5) <small>OBP: 0.304, SLG: 0.348</small>	1-0 1B			0-3 K		2-0 G6-3		0-1 E5 G1-3 1B 1-2 2-3 WP	3 0 1 0 0 1 0 1 1 0 0 0 0 2		
Greg Vaughn, R (1, 7) <small>OBP: 0.323, SLG: 0.397</small> Trey Beamon, L (6, 7) <small>OBP: 0.302, SLG: 0.300</small>	0-2 F8			3-3 K		4-0 BB		2-2 WP G1-3 1B 1-2 2-3 3-H	2 0 0 0 1 1 1 1 0 1 1 0 0 0		
Wally Joyner, L (1, 3) <small>OBP: 0.391, SLG: 0.486</small> Derrek Lee, R (6, 3) <small>OBP: 0.362, SLG: 0.306</small>		0-0 G4-3		1-3 K		0-2 G3-1		2-3 K	3 0 0 0 0 1 1 1 0 0 0 0 1 3		
Carlos Hernandez, R (1, 2) <small>OBP: 0.328, SLG: 0.448</small> Jorge Velandia, R (7, 4) <small>OBP: 0.143, SLG: 0.185</small>		1-1 G4-3			2-0 2B G4-3 1B		2-2 G4-3	2-2 G1-3 1-3 2-H 3-H	3 1 1 0 0 0 0 1 0 0 0 0 0 2		
Chris Gomez, R (1, 6) <small>OBP: 0.326, SLG: 0.324</small>		2-3 K		0-0 L6		2-2 G4-3		0-0 F8	4 0 0 0 0 1 1		
Pete Smith, R (1, 1) <small>OBP: 0.194, SLG: 0.267</small> Heath Murray, L (4, 1) Ruben Rivera, R (5, PH) <small>OBP: 0.259, SLG: 0.250</small> Will Cunnane, R (5, 1) <small>OBP: 0.436, SLG: 0.500</small> Jim Bruske, R (5, 1) <small>OBP: 0.167, SLG: 0.333</small> Todd Erdos, R (5, 1) Mandy Romero, S (7, PH) <small>OBP: 0.267, SLG: 0.372</small> (7, 2)			1-0 F9		1-0 G4-3 2B		4-0 BB	0-0 F7	1 0 0 0 0 0 0 0 0 0 0 0 0 0 1 0 1 0 1 0 0 0 1 0 0		
Inning Stats	R: 1 H: 1 E: 1 LOB: 1 K: 0 BB: 0 S: 10 P: 16	R: 0 H: 0 E: 0 LOB: 0 K: 1 BB: 0 S: 6 P: 9	R: 0 H: 0 E: 0 LOB: 1 K: 1 BB: 1 S: 7 P: 16	R: 0 H: 0 E: 0 LOB: 0 K: 3 BB: 0 S: 10 P: 14	R: 1 H: 2 E: 0 LOB: 1 K: 0 BB: 0 S: 7 P: 11	R: 0 H: 0 E: 0 LOB: 1 K: 0 BB: 1 S: 6 P: 13	R: 0 H: 0 E: 0 LOB: 1 K: 0 BB: 1 S: 9 P: 17	R: 2 H: 3 E: 1 LOB: 3 K: 1 BB: 0 S: 18 P: 30	R: 0 H: 0 E: 0 LOB: 0 K: 0 BB: 0 S: 3 P: 3	1B: 5 SF: 0 2B: 1 SAC: 0 3B: 0 DP: 0 HR: 0 HBP: 0	WP: 2 PA: 37 PB: 0 SB: 0 CS: 0
PITCHER Shawn Estes, L (1, 1) <small>ERA: 3.18</small> Doug Henry, R (8, 1) <small>ERA: 4.71</small> Rod Beck, R (9, 1) <small>ERA: 3.52</small>	IP WLS BF H R ER SO BB IBB HBP BLK WP HR S P ERA WHIP 7.0 W 28 3 2 1 5 3 0 0 0 1 0 55 96 1.29 0.857 1.0 6 3 2 1 1 0 0 0 0 1 0 18 30 9.00 3.000 1.0 3 0 0 0 0 0 0 0 0 0 0 3 3 0.00 0.000										

Batter	1	2	3	4	5	6	7	8	9
Darryl Hamilton, L OBP: 0.354, SLG: 0.365 LeJon Powell, R OBP: 0.400, SLG: 0.444	0-0 BB HR 1B	4-1 BB BB		4-1 BB 1B G6-4-3 BB	3-2 G3-6-1 2B 1B 3-H	0-0 HR 1B	2-2 2-H 1B		
Bill Mueller, S OBP: 0.369, SLG: 0.430 Doug Henry, R Rod Beck, R	0-0 L7	0-0 G4-3		1-0 G6-4-3 1B 1-2	4-1 G3-6-1 BB 1-2 2-3	2-2 P6	0-0 L4		
Barry Bonds, L OBP: 0.444, SLG: 0.583 Marvin Benard, L OBP: 0.323, SLG: 0.297	4-2 HR BB 1-2		0-0 G1-3	4-1 G6-4-3 BB 1-2 2-3	1-2 G3-6-1 1-2f 2-3 3-H	0-0 HR 1-H		2-3 K	
Jeff Kent, R OBP: 0.316, SLG: 0.475 Mark Lewis, R OBP: 0.313, SLG: 0.429	2-2 HR 1-H 2-H		0-0 F9	0-0 G6-4-3 1-2f 2-3 3-H	3-2 2B 3-H	2-2 1B		1-3 K	
J.T. Snow, L OBP: 0.390, SLG: 0.512	0-2 1B 1B		4-2 1B BB 1B	3-2 F8	0-0 WP 1B 2B 2-H	0-1 F8		2-2 P5	
Stan Javier, S OBP: 0.373, SLG: 0.401 Jacob Cruz, L OBP: 0.231, SLG: 0.136	2-2 G4-6-3 1B 1-2		2-1 1B 2B 1B 1-2		E 2B BB 1B E BB	0-1 F8			
Jose Vizcaino, S OBP: 0.322, SLG: 0.347 Rich Aurilia, R OBP: 0.343, SLG: 0.537	0-0 G4-6-3 1-2f		0-0 2B 1B 1-2 2-H		SH 2B E 1B SH 1B G3-6-1 K	3-2 G6-3			
Brian Johnson, R OBP: 0.306, SLG: 0.447 Damon Berryhill, S OBP: 0.342, SLG: 0.368			3-1 G4-3	1-2 2B 1-3 2-H		0-0 F7			
Shawn Estes, R OBP: 0.183, SLG: 0.191 Glenallen Hill, R OBP: 0.291, SLG: 0.433 Wilson Delgado, S	0-1 P9		0-1 P8			3-2 1B 2B			

Inning Stats	R: 3	H: 4	E: 0	LOB: 1	K: 0	P: 25	R: 0	H: 0	E: 0	LOB: 1	K: 0	P: 13	R: 2	H: 3	E: 0	LOB: 2	K: 0	P: 21	R: 1	H: 1	E: 0	LOB: 1	K: 0	P: 19	R: 8	H: 5	E: 2	LOB: 2	K: 1	P: 52	R: 2	H: 3	E: 0	LOB: 1	K: 0	P: 16	R: 1	H: 2	E: 0	LOB: 1	K: 0	P: 19	R: 0	H: 0	E: 0	LOB: 0	K: 2	P: 14	
1B: 11	2B: 5	3B: 0	HR: 2	SF: 0	SAC: 1	DP: 3	HBP: 1	WP: 2	PB: 0	SB: 1	CS: 0																																						

PITCHER	IP	WLS	BF	H	R	ER	SO	BB	IBB	HBP	BLK	WP	HR	S	P	ERA	WHIP
Pete Smith, R ERA: 4.81	(1, 1)	3.0	L	20	8	6	6	0	4	0	0	0	1	37	66	18.00	4.000
Heath Murray, L ERA: 6.48	(4, 1)	1.0		3	0	0	0	1	0	0	0	0	0	5	12	0.00	1.000
Will Cunnane, R ERA: 5.81	(5, 1)	0.0		3	1	3	0	1	0	1	0	0	0	5	13	∞	∞
Jim Bruske, R ERA: 3.63	(5, 1)	0.2		6	3	3	0	1	0	0	0	1	0	14	26	0.00	6.000
Todd Erdos, R ERA: 5.27	(5, 1)	1.1		10	4	4	2	1	1	0	0	1	1	18	29	13.50	3.750

BOTTOM

San Diego Padres @ San Francisco Giants
 3Com Park at Candlestick Point, San Francisco, CA

livebaseballscores.com

AB 40
R 17
H 18
RBI 13
BB 8
SO 3
LOB 18

GIANTS

WP: 2 PA: 50
 PB: 0
 SB: 1
 CS: 0

PITCHER	IP	WLS	BF	H	R	ER	SO	BB	IBB	HBP	BLK	WP	HR	S	P	ERA	WHIP
Sean Bergman, R ERA: 6.09	(7, 1)	1.0		5	2	1	0	0	0	0	0	0	0	11	19	9.00	2.000
Marc Kroon, R ERA: 6.97	(8, 1)	1.0		3	0	0	2	0	0	0	0	0	0	9	14	0.00	0.000

Fri Sep 26 1997, 10:05 PM EDT
 Att: 40,491 - Unknown - 64 F

Batter	1	2	3	4	5	6	7	8	9	AB R H RBI BB SO LOB	TOP
Quilvio Veras, S (1, 4) OBP: 0.357, SLG: 0.329 C F B B B C	2-3 ①		2-2 P6 ③			4-2 CS BB ③		1-2 L7 ③		3 0 0 0 1 1 1	San Diego Padres @ San Francisco Giants 3Com Park at Candlestick Point, San Francisco, CA Sat Sep 27 1997, 6:33 AM EDT Att. 48,179 - Sunny - 76 F livebaseballscorecards.com
Steve Finley, L (1, 8) OBP: 0.311, SLG: 0.473 S F F F B B X	2-2 G6-4-3 1B ①			4-0 CS BB ③		0-2 CS 1-2 ③	2-1 1B ①		0-3 K ①	3 0 2 0 1 1 0	
Ken Caminiti, S (1, 5) OBP: 0.390, SLG: 0.508 B B X	2-0 G6-4-3 1-2f ②			2-1 F9 ①			1-2 L8 ①		1-0 F8 ②	4 0 0 0 0 0 3	
Greg Vaughn, R (1, 7) OBP: 0.322, SLG: 0.393 B B B C		4-1 FC4-6 BB ①		3-3 K 1-2 ②			0-0 F9 ②		2-3 K ③	3 0 0 0 1 2 2	
Ruben Rivera, R (1, 9) OBP: 0.235, SLG: 0.200 S B F T B B X		2-2 FC4-6 1-2f ①			1-3 K ①		2-3 K ③			3 0 0 0 0 2 2	
Wally Joyner, L (1, 3) OBP: 0.389, SLG: 0.482 C C B B T		2-2 K SAFE ②			3-0 G4-3 ②			3-2 L7 ①		3 0 0 0 0 1 1	
Craig Shipley, R (1, 6) OBP: 0.308, SLG: 0.449 B B B C			3-3 K 1-2 ③		0-1 G6-3 ③			1-0 G5-3 1B ①		3 1 1 0 0 1 1	
John Flaherty, R (1, 2) OBP: 0.323, SLG: 0.387 C S B C			1-3 K ①			0-1 G6-3 ①		3-2 G5-3 ②		3 0 0 0 0 1 1	
Sterling Hitchcock, L (1, 1) OBP: 0.191, SLG: 0.100 Tim Worrell, R (6, 1) OBP: 0.294, SLG: 0.200 Heath Murray, L (7, 1) Paul Menhart, R (7, 1) Mark Sweeney, L (8, PH) OBP: 0.361, SLG: 0.363 Marc Kroon, R (8, 1)			2-3 K ②			1-3 K ②		0-0 2-H 1B ①		2 0 0 0 0 0 2 0 1 0 1 1 0 0 0 0 0 0 0 0 0 0 0 0	
Inning Stats	R: 0 H: 1 E: 0 LOB: 0 K: 1 BB: 0 S: 12 P: 18	R: 0 H: 0 E: 0 LOB: 1 K: 2 BB: 1 S: 12 P: 23	R: 0 H: 0 E: 0 LOB: 0 K: 2 BB: 0 S: 10 P: 15	R: 0 H: 0 E: 0 LOB: 1 K: 1 BB: 1 S: 7 P: 16	R: 0 H: 0 E: 0 LOB: 0 K: 1 BB: 0 S: 6 P: 10	R: 0 H: 0 E: 0 LOB: 0 K: 1 BB: 1 S: 9 P: 14	R: 0 H: 1 E: 0 LOB: 1 K: 1 BB: 0 S: 9 P: 14	R: 1 H: 2 E: 0 LOB: 1 K: 0 BB: 0 S: 12 P: 20	R: 0 H: 0 E: 0 LOB: 0 K: 2 BB: 0 S: 7 P: 10	1B: 4 SF: 0 2B: 1 SAC: 0 3B: 0 DP: 2 HR: 0 HBP: 0	WP: 0 PA: 32 PB: 0 SB: 1 CS: 2
PITCHER Wilson Alvarez, L (1, 1) ERA: 3.48 Roberto Hernandez, R (8, 1) ERA: 2.45 Rod Beck, R (9, 1) ERA: 3.47	IP WLS BF H R ER SO BB IBB HBP BLK WP HR S P ERA WHIP 7.0 W 23 2 0 0 9 3 0 0 0 0 0 0 65 110 0.00 0.714 1.0 5 2 1 1 0 0 0 0 0 0 0 0 12 20 9.00 2.000 1.0 3 0 0 0 0 2 0 0 0 0 0 0 7 10 0.00 0.000	PITCHER IP WLS BF H R ER SO BB IBB HBP BLK WP HR S P ERA WHIP									

AB	28
R	1
H	4
RBI	1
BB	3
SO	11
LOB	11



Batter	1	2	3	4	5	6	7	8	9	AB	R	H	RBI	BB	SO	LOB
Stan Javier, S OBP: 0.369, SLG: 0.396 (1, 8) (7, 9)	3-3 K		1-0 G1-3		1-0 G5-3	1-0 G4-3		2-3 K		5	0	0	0	0	2	2
Rich Aurilia, R OBP: 0.333, SLG: 0.520 Jose Vizcaino, S OBP: 0.321, SLG: 0.346 (1, 6) (7, PH) (8, 6)	1-2 P9		1-3 K2-3		2-1 G5-3		0-2 G4-3	2-0 F7		3	0	0	0	0	1	0
Barry Bonds, L OBP: 0.446, SLG: 0.585 (1, 7)	3-1 2B		4-1 BB		0-0 L9		3-2 1B BB			2	1	1	0	2	0	0
Jeff Kent, R OBP: 0.317, SLG: 0.474 (1, 4)	4-1 BB		2-1 F9			0-1 1B FC3-2 1B	1-2 F9			3	0	1	0	1	0	2
Mark Lewis, R OBP: 0.316, SLG: 0.434 Bill Mueller, S OBP: 0.371, SLG: 0.430 (1, 5) (7, 5)	1-1 L8			2-2 1B 2B		0-1 FC3-2 HBP 1B	4-1 1B 2B 1BB			3	2	2	0	0	0	2
Glenallen Hill, R OBP: 0.296, SLG: 0.434 Darryl Hamilton, L OBP: 0.355, SLG: 0.367 (1, 9) (7, 8)		4-1 S BB		2-0 FC6-4 1B		2-2 SF9 FC3-2 E HBP	0-2 S 2B 1B			1	1	1	1	1	0	0
J.T. Snow, L OBP: 0.389, SLG: 0.512 (1, 3)		2-3 SAFE SAFE K	1-2 K	1-3 K		3-2 FC3-2 E	2-0 2B			4	0	1	2	0	2	5
Brian Johnson, R OBP: 0.302, SLG: 0.443 Roberto Hernandez, R OBP: 0.500, SLG: 0.500 Rod Beck, R (1, 2) (8, 1) (9, 1)		0-2 G5-3		0-0 L8		1-2 SF9	1-1 F7			3	0	0	1	0	0	3
Wilson Alvarez, L OBP: 0.179, SLG: 0.115 Damon Berryhill, S OBP: 0.341, SLG: 0.366 (1, 1) (8, 2)		1-3 K		2-1 FC6-4		2-3 3-H E6		2-2 L8		0	0	0	0	0	1	3

Inning Stats	R	H	E	K	S	H	LOB	BB	P	R	H	E	K	S	H	LOB	BB	P
1	0	1	0	11	23	1	2	1	23									
2	0	0	0	13	20	0	1	1	20									
3	0	0	0	7	15	0	0	1	15									
4	1	2	0	10	17	0	1	0	17									
5	0	0	0	4	7	0	0	0	7									
6	2	2	1	21	32	1	2	0	32									
7	3	2	0	17	28	0	1	2	28									
8	0	0	0	7	13	0	0	0	13									
9	0	0	0	0	0	0	0	0	0									

BOTTOM																
San Diego Padres @ San Francisco Giants																
3Com Park at Candlestick Point, San Francisco, CA																
Sat Sep 27 1997, 6:33 AM EDT																
Att. 48,179 - Sunny - 76 F																
AB	31															
R	6															
H	7															
RBI	5															
BB	5															
SO	6															
LOB	17															
1B	4	SF	1													
2B	3	SAC	0													
3B	0	DP	0													
HR	0	HBP	1													
WP	0	PA	38													
PB	0	ERA		WHIP												
SB	3															
CS	0															

PITCHER	IP	WLS	BF	H	R	ER	SO	BB	IBB	HBP	BLK	WP	HR	S	P	ERA	WHIP
Sterling Hitchcock, L ERA: 5.2	(1, 1)	5.0	L	23	5	3	2	5	3	0	0	0	0	49	86	3.60	1.600
Tim Worrell, R ERA: 5.16	(6, 1)	1.2		9	0	2	0	1	1	1	0	0	0	27	46	10.80	0.600
Heath Murray, L ERA: 6.75	(7, 1)	0.0		2	2	1	0	0	0	0	0	0	0	5	7	∞	∞
Paul Menhart, R ERA: 4.7	(7, 1)	0.1		1	0	0	0	0	0	0	0	0	0	2	3	0.00	0.000
Marc Kroon, R ERA: 6.35	(8, 1)	1.0		3	0	0	1	0	0	0	0	0	0	7	13	0.00	0.000



Batter	1	2	3	4	5	6	7	8	9	10	11	AB	R	H	RBI	BB	SO	LOB	TOP												
Trey Beamon, L (1, 7) Joey Hamilton, R (10, 1) OBP: 0.309, SLG: 0.323 OBP: 0.140, SLG: 0.241	3-2 CS 1B		X 0-0 PB 2B			3-3 K 1		X 0-0 G4-3 2-3		P 1 SAFE X G6-4-3 1-2f		5 0 2 0 0 1 2 0 0 0 0 0 0 0																			
Chris Gomez, R (1, 6) Ken Caminiti, S (8, PH) Craig Shipley, R (8, 6) OBP: 0.326, SLG: 0.326 OBP: 0.389, SLG: 0.508 OBP: 0.306, SLG: 0.446	2-2 G1-3 1-2 2B		2-2 F8 2-3			2-2 G5-3 2		2-1 SF8 3-H			0-1 L9 1	3 0 1 0 0 0 1 0 0 0 1 0 0 0 1 0 0 0 0 0 0																			
Mark Sweeney, L (1, 9) Trevor Hoffman, R (8, 1) Chris Jones, R (10, 7) OBP: 0.358, SLG: 0.360 OBP: 0.333, SLG: 0.333 OBP: 0.322, SLG: 0.441	1-2 G1-3 2-3			1-2 F7 1		3-2 G4-3 3		1-0 1B			4-2 1B S HR BB	4 0 1 0 0 0 1 0 0 0 0 0 0 0 0 1 0 0 1 0 0																			
Ruben Rivera, R (1, 8) OBP: 0.318, SLG: 0.300	1-3 K 3		3-2 S 1B			3-2 1B		0-2 1B		2-3 K 3	3-2 HR 1B	5 1 3 0 0 2 2																			
Derrek Lee, R (1, 3) OBP: 0.365, SLG: 0.370		3-2 G4-6-3 1B		1 SAFE 2-3 K 2		0-0 1-2 K 3		0-0 F9 1		1-1 G6-3 1	2-2 HR 1-H 3-H	5 1 2 3 0 1 2																			
George Arias, R (1, 5) OBP: 0.250, SLG: 0.286		0-0 G4-6-3 1-2f		X 0-0 F7 3		1-0 P9 2		1-0 G6-3 2		1-0 G6-3 2	2-1 G5-3 2	5 0 0 0 0 0 3																			
Mandy Romero, S (1, 2) OBP: 0.240, SLG: 0.333		1-0 L3 3		B 1-0 F8 1		0-2 L9 3		0-2 L9 3		1-3 K 3	0-3 K 3	5 0 0 0 0 2 1																			
Jorge Velandia, R (1, 4) Steve Finley, L (8, PH) OBP: 0.133, SLG: 0.172 OBP: 0.313, SLG: 0.475			X 0-0 F7 1			X 0-0 G5-3 2		0-2 2B 1B		X 0-0 FC5-6 1B		2 0 0 0 0 0 0 2 1 2 0 0 0 0																			
Andy Ashby, R (1, 1) Wally Joyner, L (8, PH) Quilvio Veras, S (8, 4) OBP: 0.097, SLG: 0.083 OBP: 0.390, SLG: 0.486 OBP: 0.357, SLG: 0.328			S 1-3 K 2		0-3 K 3		2-0 G4-3 1-H SF8 2B		B 1-0 FC5-6 1		1-0 FC5-6 G6-4-3 1-2f	2 0 0 0 0 2 0 1 1 1 1 0 0 0 1 0 0 0 0 0 1																			
Inning Stats	R: 0 E: 0 K: 1 S: 13	H: 2 LOB: 1 BB: 0 P: 20	R: 0 E: 0 K: 0 S: 5	H: 1 LOB: 0 BB: 0 P: 9	R: 0 E: 0 K: 1 S: 8	H: 1 LOB: 1 BB: 0 P: 11	R: 0 E: 0 K: 1 S: 15	H: 1 LOB: 1 BB: 0 P: 21	R: 0 E: 0 K: 1 S: 5	H: 0 LOB: 0 BB: 0 P: 6	R: 0 E: 0 K: 1 S: 11	H: 0 LOB: 0 BB: 0 P: 19	R: 0 E: 0 K: 0 S: 8	H: 1 LOB: 1 BB: 0 P: 9	R: 2 E: 0 K: 1 S: 13	H: 3 LOB: 1 BB: 0 P: 20	R: 0 E: 0 K: 1 S: 6	H: 0 LOB: 0 BB: 0 P: 9	R: 0 E: 0 K: 0 S: 4	H: 1 LOB: 0 BB: 0 P: 5	R: 3 E: 0 K: 1 S: 22	H: 2 LOB: 0 BB: 1 P: 33	1B: 8 2B: 3 3B: 0 HR: 1	SF: 1 SAC: 0 DP: 2 HBP: 0	WP: 0 PB: 1 SB: 2 CS: 1	PA: 43					
PITCHER	IP WLS BF H R ER SO BB IBB HBP BLK WP HR S P ERA WHIP															IP WLS BF H R ER SO BB IBB HBP BLK WP HR S P ERA WHIP															
Pat Rapp, R (1, 1) ERA: 4.83	2.0 7 3 0 0 1 0 0 0 0 0 0 0 0 18 29 0.00 1.500															Julian Tavarez, R (8, 1) ERA: 3.87	0.2 3 1 0 0 1 0 0 0 0 0 0 0 0 1 11 0.00 1.000														
Jim Poole, L (3, 1) ERA: 7.11	1.0 4 1 0 0 1 0 0 0 0 0 0 0 0 8 11 0.00 1.000															Cory Bailey, R (9, 1) ERA: 8.38	3.0 L 12 3 3 3 2 1 0 0 0 0 0 1 32 47 9.00 1.333														
Danny Darwin, R (4, 1) ERA: 4.35	2.0 7 1 0 0 2 0 0 0 0 0 0 0 0 20 27 0.00 0.500																														
Terry Mulholland, L (6, 1) ERA: 4.24	2.0 7 1 0 0 1 0 0 0 0 0 0 0 0 19 28 0.00 0.500																														
John Johnstone, R (8, 1) ERA: 3.24	0.1 3 2 2 2 0 0 0 0 0 0 0 0 0 7 9 54.00 6.000																														

San Diego Padres @ San Francisco Giants
 3Com Park at Candlestick Point, San Francisco, CA
 Sun Sep 28 1997, 6:33 AM EDT
 Att: 47,968 - Sunny - 85 F

AB	41
R	5
H	12
RBI	5
BB	1
SO	8
LOB	13



