San Diego Padres - 1998

Batter	1	2	3	4	5	6	7	8	9	AB	R	H	RBI	BB	SO	LOB
Quilvio Veras, S (1, 4) OBP: 0.400, SLG: 0.250 Ed Giovanola, L (9, 4)	B C F B B B 4-2 FC3-6 BB		C B X 1-1 E6 2B E C B B B X 3-1 1B				F8 3-1 F8			4	1	1	0	1	0	2
										0	0	0	0	0	0	0
Steve Finley, L (1, 8) OBP: 0.600, SLG: 1.000	B X 1-0 ① FC3-6 1-2f		B C X 1-1 E 1B 1-3 2B B X 1-0 ③ P4				B B B B 4-0 HR BB	B C B X 2-1 WP 2B		4	2	2	0	1	0	2
Tony Gwynn, L (1, 9) OBP: 0.250, SLG: 1.000 Archi Cianfrocco, R (7, 3)	B B X 2-0 ② F7		X 0-0 E6 1B WP 2-3 3-H		C B X 1-1 ① G3		1 SAFE B B B C F X 2-2 1-H HR	B F S B F B S 3-3 ① K 2-3		4	2	1	3	0	0	2
										1	0	0	0	0	1	1
Ken Caminiti, S (1, 5) OBP: 0.500, SLG: 0.500 Andy Sheets, R (7, PR) (7, 5)	B C B B S S 3-3 ③ K		S B F B X 2-2 G4-3 WP 1-3 3-H 1B		B X 1-0 ② F8		B X 1-0 BB BB BB 1B	S F B B B S 3-3 ② K		4	0	2	1	0	1	1
										1	1	0	0	0	1	1
Greg Vaughn, R (1, 7) James Mouton, R (7, PR) (7, 7)		F B X 1-1 ① G5-3	F S B S 1-3 ① K		B X 1-0 ③ F8		B B S S B B 4-2 BB BB 1-2 2B BB	X 0-0 ③ P4		3	0	0	0	1	1	2
										1	1	0	0	0	0	1
Wally Joyner, L (1, 3) OBP: 0.500, SLG: 1.333 Mark Sweeney, L (7, 9)		X 0-0 ② G3-1	B F B X 2-1 ② G4-3 1-3 3-H			F B X 1-1 HR	B B B C B 4-1 BB 1-2 2-3 2B BB		F F B X 1-2 ① G1-3	3	2	1	1	1	0	1
										1	0	0	0	0	0	0
Carlos Hernandez, R (1, 2) OBP: 0.400, SLG: 0.250		B F S X 1-2 1B 1B	C S B X 1-2 ③ L5			S S X 0-2 ① F7	B F B T B F B 4-2 2B 1-2 2-3 3-H BB		S F B X 1-2 ② F8	4	1	1	1	1	0	1
Chris Gomez, R (1, 6) OBP: 0.400, SLG: 0.250		X 0-0 1-2 1B		X 0-0 ① F9		X 0-0 ② F9	X 0-0 ② P4		C F H 1-2 HBP	4	0	1	0	0	0	3
Kevin Brown, R (1, 1) OBP: 0.250, SLG: 0.500 Brian Boehringer, S (7, 1) Don Wengert, R (8, 1)		C F B F B F B X 3-2 ③ G5-3		F X 0-1 ② F9		B F C X 1-2 ③ G4-3	C B B S F X 2-2 1-H 2-H 3-H 2B		C X 0-1 ③ G4-3	4	0	1	3	0	0	2
										0	0	0	0	0	0	0
										1	0	0	0	0	0	1

TOP

San Diego Padres @ Cincinnati Reds

Cinergy Field, Cincinnati, OH

Tue Mar 31 1998, 3:33 AM EST

Att. 54,578 - Cloudy - 75 F

livebaseballscorecards.com

AB	39
R	10
H	10
RBI	9
BB	5
SO	4
LOB	20

Inning Stats	1	2	3	4	5	6	7	8	9	1B: 5	SF: 0	WP: 2	PA: 45
R:	0	0	3	0	0	1	6	0	0	2B: 3	SAC: 0	PB: 0	
E:	1	0	2	0	0	0	0	0	0	3B: 0	DP: 0	SB: 0	
K:	1	0	1	0	0	0	0	2	0	HR: 2	HBP: 1	CS: 0	
S:	7	12	16	6	4	9	18	10	10				
H:	0	2	2	1	0	1	3	1	0				
LOB:	1	2	1	1	0	0	2	1	0				
BB:	1	0	0	0	0	0	4	0	0				
P:	17	17	24	10	7	11	44	18	13				

PITCHER		IP	WLS	BF	H	R	ER	SO	BB	IBB	HBP	BLK	WP	HR	S	P	ERA	WHIP
Mike Remlinger, L ERA: 1.8	(1, 1)	5.0	L	23	5	3	1	2	1	0	0	0	1	0	45	75	1.80	1.200
David Weathers, R ERA: 9.0	(6, 1)	1.0		4	1	1	1	0	0	0	0	0	0	1	9	11	9.00	1.000
Ricardo Jordan, L ERA: 162.0	(7, 1)	0.1		7	2	6	6	0	4	0	0	0	0	1	11	32	162.00	18.000
Gabe White, L ERA:	(7, 1)	1.2		7	2	0	0	2	0	0	0	0	1	0	17	30	0.00	1.200
Scott Sullivan, R ERA:	(9, 1)	1.0		4	0	0	0	0	0	0	1	0	0	0	10	13	0.00	0.000

PITCHER	IP	WLS	BF	H	R	ER	SO	BB	IBB	HBP	BLK	WP	HR	S	P	ERA	WHIP

Batter	1	2	3	4	5	6	7	8	9	AB	R	H	RBI	BB	SO	LOB
Chris Stynes, R (1, 7) OBP: 0.250, SLG: 0.250	G1-3		L1-3 1B			F7		K		4	0	1	0	0	1	0
Jon Nunnally, L (1, 9) (9, 8) OBP: 0.500, SLG: 0.333	FC6 1B		L1-3 1-2			P5		BB 1B BB		3	1	1	0	1	0	1
Willie Greene, L (1, 5)	K			P6		G4-3		BB 1B 1-2 BB		3	0	0	0	1	1	1
Eduardo Perez, R (1, 3) OBP: 0.250, SLG: 0.250	FC6 1-2f			K			K	BB 1-2 2-H 1B		4	0	1	1	0	2	1
Reggie Sanders, R (1, 8) OBP: 0.750, SLG: 0.500 Scott Sullivan, R (9, 1)		E4 FC4-6		BB			1B 1B 1B	BB 1-2 2-3 BB		2 0	1 0	1 0	0 0	2 0	0 0	0 0
Eddie Taubensee, L (1, 2) OBP: 0.250, SLG: 0.250		FC4-6 1-2f		K			1B 1-3 1B	F9		4	0	1	0	0	1	5
Bret Boone, R (1, 4) OBP: 0.250, SLG: 0.250		K	G6-3				G4-6-3 1-2 3-H 1B	G4-3		4	0	1	1	0	1	1
Pokey Reese, R (1, 6) Lenny Harris, L (7, PH) Damian Jackson, R (8, 6)		F8	K				G4-6-3 1-2f	G4-3		2 1 1	0 0 0	0 0 0	0 0 0	0 0 0	1 0 0	1 2 0
Mike Remlinger, L (1, 1) Sean Casey, L (5, PH) David Weathers, R (6, 1) Ricardo Jordan, L (7, 1) Gabe White, L (7, 1) Dmitri Young, S (8, PH) (9, 9)			G3		K			L5	F7	1 1 0 0 0 0 2	0 0 0 0 0 0 0	0 0 0 0 0 0 0	0 0 0 0 0 0 0	0 0 0 0 0 0 0	0 1 0 0 0 0 0	0 0 0 0 0 0 0

Inning Stats	1	2	3	4	5	6	7	8	9
	R: 0 H: 1 E: 0 LOB: 1 K: 1 BB: 0 S: 10 P: 16	R: 0 H: 0 E: 1 LOB: 1 K: 1 BB: 0 S: 11 P: 19	R: 0 H: 1 E: 0 LOB: 0 K: 0 BB: 0 S: 4 P: 6	R: 0 H: 0 E: 0 LOB: 1 K: 2 BB: 1 S: 10 P: 19	R: 0 H: 0 E: 0 LOB: 0 K: 2 BB: 0 S: 11 P: 16	R: 0 H: 0 E: 0 LOB: 0 K: 0 BB: 0 S: 10 P: 12	R: 1 H: 3 E: 0 LOB: 1 K: 1 BB: 0 S: 11 P: 21	R: 1 H: 1 E: 0 LOB: 3 K: 1 BB: 3 S: 16 P: 32	R: 0 H: 0 E: 0 LOB: 0 K: 0 BB: 0 S: 6 P: 10

PITCHER		IP	WLS	BF	H	R	ER	SO	BB	IBB	HBP	BLK	WP	HR	S	P	ERA	WHIP
Kevin Brown, R ERA: 1.42	(1, 1)	6.1	W	25	5	1	1	7	1	0	0	0	0	0	64	103	1.42	0.947
Brian Boehringer, R ERA: 6.75	(7, 1)	1.1		5	0	1	1	1	2	0	0	0	0	0	13	27	6.75	1.500
Don Wengert, R ERA:	(8, 1)	1.1		6	1	0	0	0	1	0	0	0	0	0	12	21	0.00	1.500

PITCHER	IP	WLS	BF	H	R	ER	SO	BB	IBB	HBP	BLK	WP	HR	S	P	ERA	WHIP

BOTTOM

San Diego Padres @ Cincinnati Reds

Cinergy Field, Cincinnati, OH

Tue Mar 31 1998, 3:33 AM EST

Att. 54,578 - Cloudy - 75 F

livebaseballscorecards.com

AB	32
R	2
H	6
RBI	2
BB	4
SO	8
LOB	12

1B: 6	SF: 0	WP: 0	PA: 36
2B: 1	SAC: 0	PB: 0	
3B: 0	DP: 2	SB: 0	
HR: 0	HBP: 0	CS: 0	

San Diego Padres @ Cincinnati Reds

Cinergy Field, Cincinnati, OH

Wed Apr 01 1998, 7:05 PM EST

Att. 13,706 - Cloudy - 58 F

TOP

livebaseballscorecards.com

Batter	1	2	3	4	5	6	7	8	9	AB	R	H	RBI	BB	SO	LOB
Quilvio Veras, S (1, 4) OBP: 0.400, SLG: 0.143	F7		P5		G6-3	BB WP		BB		3	1	0	0	2	0	1
Steve Finley, L (1, 8) OBP: 0.600, SLG: 1.125	K		HR 3-H			BB S		G3		4	2	2	4	1	1	2
Tony Gwynn, L (1, 9) OBP: 0.333, SLG: 0.667	G3-1		G3-1			1B G4-3			G4-6-3	5	1	2	0	0	0	1
Ken Caminiti, S (1, 5) OBP: 0.333, SLG: 0.667 Trevor Hoffman, R (9, 1)		HR		K		L3	F7		G4-6-3 1-2f	5 0	1 0	1 0	1 0	0 0	1 0	3 0
Wally Joyner, L (1, 3) OBP: 0.444, SLG: 0.714		F9		BB		1B 1-2 2B 3-H	F7		F7	4	1	1	1	1	0	0
Greg Vaughn, R (1, 7) OBP: 0.250, SLG: 0.143 Sterling Hitchcock, L (7, 1) Brian Boehringer, S (7, 1) Andy Sheets, R (9, 5)		P6		F8		1B 2B 1-2 2-3 E	G5-3			4 0 0 0	1 0 0 0	1 0 0 0	0 0 0 0	0 0 0 0	0 0 0 0	1 0 0 0
Greg Myers, L (1, 2) OBP: 0.500, SLG: 0.667		F7		F7		E9 2B 1-H 2-H 3-H		G6-3 BB		3	1	1	2	1	0	1
Chris Gomez, R (1, 6) OBP: 0.444, SLG: 0.625			F9 HR	G6-3		WP 1B 2-H		G6-3 1-2		4	2	2	1	0	0	1
Joey Hamilton, R (1, 1) Dan Miceli, R (6, 1) James Mouton, R (7, 7)			F9 2-3	F9		G5-3		F8		3 0 1	0 0 0	0 0 0	0 0 0	0 0 0	0 0 0	2 0 1
Inning Stats	R: 0 E: 0 K: 1 S: 5 H: 0 LOB: 0 BB: 0 P: 5	R: 1 E: 0 K: 0 S: 4 H: 1 LOB: 0 BB: 0 P: 4	R: 2 E: 0 K: 0 S: 5 H: 2 LOB: 0 BB: 0 P: 5	R: 0 E: 0 K: 1 S: 5 H: 0 LOB: 1 BB: 1 P: 9	R: 0 E: 0 K: 0 S: 3 H: 0 LOB: 0 BB: 0 P: 3	R: 7 E: 1 K: 0 S: 9 H: 6 LOB: 1 BB: 2 P: 17	R: 0 E: 0 K: 0 S: 3 H: 0 LOB: 0 BB: 0 P: 3	R: 0 E: 0 K: 0 S: 3 H: 0 LOB: 2 BB: 2 P: 11	R: 0 E: 0 K: 0 S: 3 H: 1 LOB: 0 BB: 0 P: 3	1B: 5 2B: 3 3B: 0 HR: 2	SF: 0 SAC: 0 DP: 1 HBP: 0	WP: 1 PB: 0 SB: 1 CS: 0	PA: 41				

	AB	36
	R	10
	H	10
	RBI	9
	BB	5
	SO	2
	LOB	13

PITCHER		IP	WLS	BF	H	R	ER	SO	BB	IBB	HBP	BLK	WP	HR	S	P	ERA	WHIP
Pete Harnisch, R ERA: 8.44	(1, 1)	5.1		22	4	5	5	2	2	0	0	0	0	2	24	32	8.44	1.125
Gabe White, L ERA: 5.4	(6, 1)	0.0		1	1	0	0	0	0	0	0	0	0	0	1	1	∞	∞
Scott Sullivan, R ERA: 21.6	(6, 1)	0.2	L	7	4	5	5	0	1	0	0	0	1	0	6	10	67.50	7.500
Ricardo Jordan, L ERA: 40.5	(7, 1)	1.0		3	0	0	0	0	0	0	0	0	0	0	3	3	0.00	0.000
Stan Belinda, R ERA:	(8, 1)	2.0		8	1	0	0	0	2	0	0	0	0	0	6	14	0.00	1.500

PITCHER	IP	WLS	BF	H	R	ER	SO	BB	IBB	HBP	BLK	WP	HR	S	P	ERA	WHIP

BOTTOM

San Diego Padres @ Cincinnati Reds

Cinergy Field, Cincinnati, OH

Wed Apr 01 1998, 7:05 PM EST
Att. 13,706 - Cloudy - 58 F

livebaseballscorecards.com

Batter	1	2	3	4	5	6	7	8	9	AB	R	H	RBI	BB	SO	LOB
Chris Stynes, R (1, 7) (8, 5) OBP: 0.333, SLG: 0.333	0-0 2B 1B	0-0 2B 1B		0-0 P3 ②		0-0 FC5-4 ③ 1-2f		0-0 G3-1 ①		5	2	2	0	0	0	2
Jon Nunnally, L (1, 9) OBP: 0.444, SLG: 0.625	0-0 1-3 2B	0-0 1-H 2B		S S S 0-3 K ③			0-0 F8 ①	0-0 F9 ②		5	1	2	1	0	1	0
Willie Greene, L (1, 5) (8, 6) OBP: 0.444, SLG: 0.857	0-0 G3 2B 2-H 3-H 2B	0-0 F7 ①			0-0 F7 ①		0-0 HR	B B B 4-0 BB		4	2	2	3	1	0	1
Eduardo Perez, R (1, 3) (8, 7) OBP: 0.222, SLG: 0.222	0-0 G3 ① 2-3	S S S 0-3 K ②			0-0 G1-3 ②		0-0 1B BB 1B 1B	S S S 0-3 K ③		5	1	1	0	0	2	3
Reggie Sanders, R (1, 8) OBP: 0.444, SLG: 0.167	B B B B 4-0 2B BB	0-0 G4-3 ③			S S S 0-3 K2-3 ③		0-0 F8 ②		S S S 0-3 K ①	4	1	0	0	1	2	2
Eddie Taubensee, L (1, 2) OBP: 0.286, SLG: 0.429 Brook Fordyce, R (7, PH) (8, 2)	0-0 1B 1-H SF9 3-H 2B		0-0 F9 ①			S S S 0-3 K2-3 ①	B B B B 4-0 1B 1-2 1B BB		0-0 P4 ②	3 1	1 1	1 0	2 0	0 1	1 0	0 0
Bret Boone, R (1, 4) OBP: 0.556, SLG: 0.778	0-0 2-3 1B		0-0 F8 ②			0-0 2B	0-0 1B 1-2 2-3 1B		0-0 2B	5	0	4	0	0	0	0
Pokey Reese, R (1, 6) Lenny Harris, L (6, PH) Damian Jackson, R (7, 6) Sean Casey, L (7, PH) OBP: 0.333, SLG: 0.333 (8, 3)	0-0 SF9 ② 3-H		0-0 G1-3 ③			B B B B 4-0 FC5-4 BB	0-0 1-2 2-H 3-H 1B		S S S 0-3 K ③	1 0 0 2	0 0 0 0	0 0 0 1	1 0 0 2	0 1 0 0	0 0 0 1	0 0 0 1
Pete Harnisch, S (1, 1) Gabe White, L (6, 1) Scott Sullivan, R (6, 1) Dmitri Young, S (6, PH) Ricardo Jordan, L (7, 1) Aaron Boone, R (7, PH) Stan Belinda, R (8, 1)	0-0 G4-3 ③			0-0 P3 ①		0-0 P5 ②	0-0 F7 ③			2 0 0 1 0 1 0	0 0 0 0 0 0 0	0 0 0 0 0 0 0	0 0 0 0 0 0 0	0 0 0 0 0 0 0	0 0 0 0 0 0 0	1 0 0 2 0 2 0
Inning Stats	R: 5 E: 0 K: 0 S: 8 H: 5 LOB: 1 BB: 1 P: 12	R: 1 E: 0 K: 1 S: 7 H: 2 LOB: 1 BB: 0 P: 7	R: 0 E: 0 K: 0 S: 3 H: 0 LOB: 0 BB: 0 P: 3	R: 0 E: 0 K: 1 S: 5 H: 0 LOB: 0 BB: 0 P: 5	R: 0 E: 0 K: 1 S: 5 H: 0 LOB: 0 BB: 0 P: 5	R: 0 E: 0 K: 1 S: 6 H: 1 LOB: 2 BB: 1 P: 10	R: 3 E: 0 K: 0 S: 7 H: 4 LOB: 2 BB: 1 P: 11	R: 0 E: 0 K: 1 S: 5 H: 0 LOB: 1 BB: 1 P: 9	R: 0 E: 0 K: 2 S: 8 H: 1 LOB: 1 BB: 0 P: 8	1B: 6 2B: 6 3B: 0 HR: 1	SF: 1 SAC: 0 DP: 0 HBP: 0			WP: 0 PB: 0 SB: 0 CS: 0		PA: 44	

	AB	39
	R	9
	H	13
	RBI	9
	BB	4
	SO	7
	LOB	14

PITCHER		IP	WLS	BF	H	R	ER	SO	BB	IBB	HBP	BLK	WP	HR	S	P	ERA	WHIP
Joey Hamilton, R ERA: 10.13	(1, 1)	5.1	W	25	8	6	6	4	1	0	0	0	0	0	32	36	10.12	1.688
Dan Miceli, R ERA: 13.5	(6, 1)	1.1		7	2	2	2	0	1	0	0	0	0	1	6	10	13.50	2.250
Sterling Hitchcock, L ERA:	(7, 1)	0.0		1	0	0	0	0	1	0	0	0	0	0	0	4	∞	∞
Brian Boehringer, R ERA: 3.38	(7, 1)	1.1		7	2	1	1	1	1	0	0	0	0	0	8	12	6.75	2.250
Trevor Hoffman, R ERA:	(9, 1)	1.0	S	4	1	0	0	2	0	0	0	0	0	0	8	8	0.00	1.000

PITCHER	IP	WLS	BF	H	R	ER	SO	BB	IBB	HBP	BLK	WP	HR	S	P	ERA	WHIP

Batter	1	2	3	4	5	6	7	8	9	AB	R	H	RBI	BB	SO	LOB
Quilvio Veras, S (1, 4) OBP: 0.500, SLG: 0.222	B C S F B X 2-2 S G3 1B		C B B C X 2-2 ① G1-3		H 1-0 HBP			C B F B F B 4-2 1B BB		2	0	1	0	1	0	0
Steve Finley, L (1, 8) OBP: 0.429, SLG: 0.750	B X 1-0 ① F8		C B X 1-1 ② P3		B C F S 1-3 ③ K			X 0-0 ① P6		4	0	0	0	0	1	3
Tony Gwynn, L (1, 9) OBP: 0.308, SLG: 0.538	B B C X 2-1 ② G3 1-2		X 0-0 ③ G4-3			F B B B C X 3-2 ① P6		B B X 2-0 G4-3 1-3 1B		4	0	1	0	0	0	1
Ken Caminiti, S (1, 5) OBP: 0.231, SLG: 0.462	C B B S F B S 3-3 ③ K 2-3			X 0-0 E6 G5-4-3 E		B X 1-0 ② F9		F B B F B X 3-2 ② ③ G4-3 1-2		4	0	0	0	0	1	3
Greg Vaughn, R (1, 7) OBP: 0.167, SLG: 0.091		X 0-0 ① G6-3		C X 0-1 E5 G5-4-3 1-2		B C F X 1-2 ③ F9			S X 0-1 ① F7	4	0	0	0	0	0	1
Archi Cianfrocco, R (1, 3) OBP: 0.333, SLG: 0.333 Mark Sweeney, L (7, PH) Don Wengert, R (7, 1) Sterling Hitchcock, L (8, 1) Marc Kroon, R (8, 1) Ed Giovanola, L (9, PH)		B X 1-0 1B 1B 1B		B B X 2-0 ① ② G5-4-3 1-2f 2-3			C S S 0-3 ① K		X 0-0 ② G1-3	2 1 0 0 0 1	1 0 0 0 0 0	1 0 0 0 0 0	0 0 0 0 0 0	0 1 0 0 0 0	0 0 0 0 0 0	2 0 0 0 0 0
Carlos Hernandez, R (1, 2) OBP: 0.333, SLG: 0.250		B C X 1-1 1B 1-2 1B		B C X 1-1 ③ P6			B C X 1-1 ② G5-3		S X 0-1 ③ L8	4	0	1	0	0	0	1
Chris Gomez, R (1, 6) OBP: 0.500, SLG: 0.727		X 0-0 ② 1-3 2-H 1B		X 0-0 ① G4-3			S F B X 1-2 2B			3	0	2	1	0	0	0
Andy Ashby, R (1, 1) Wally Joyner, L (7, PH) OBP: 0.400, SLG: 0.625 (7, 3)		X 0-0 ③ F8		S B B F S 2-3 ② K			B B X 2-0 ③ L8			2 1	0 0	0 0	0 0	0 0	1 0	1 1
Inning Stats	R: 0 H: 1 E: 0 LOB: 1 K: 1 BB: 0 S: 11 P: 19	R: 1 H: 3 E: 0 LOB: 1 K: 0 BB: 0 S: 6 P: 8	R: 0 H: 0 E: 0 LOB: 0 K: 0 BB: 0 S: 6 P: 9	R: 0 H: 0 E: 2 LOB: 1 K: 0 BB: 0 S: 6 P: 9	R: 0 H: 0 E: 0 LOB: 1 K: 2 BB: 0 S: 7 P: 11	R: 0 H: 0 E: 0 LOB: 0 K: 0 BB: 0 S: 7 P: 12	R: 0 H: 1 E: 0 LOB: 1 K: 1 BB: 0 S: 9 P: 13	R: 0 H: 1 E: 0 LOB: 1 K: 0 BB: 1 S: 9 P: 18	R: 0 H: 0 E: 0 LOB: 0 K: 0 BB: 0 S: 5 P: 5	1B: 5 SF: 0 2B: 1 SAC: 0 3B: 0 DP: 1 HR: 0 HBP: 1						WP: 0 PA: 34 PB: 0 SB: 1 CS: 0

TOP

San Diego Padres @ Cincinnati Reds

Cinergy Field, Cincinnati, OH

Thu Apr 02 1998, 7:05 PM EST

Att. 13,630 - Unknown - 59 F

livebaseballscorecards.com

AB	32
R	1
H	6
RBI	1
BB	1
SO	4
LOB	13

PITCHER		IP	WLS	BF	H	R	ER	SO	BB	IBB	HBP	BLK	WP	HR	S	P	ERA	WHIP
Steve Cooke, L ERA: 1.5	(1, 1)	6.0	W	23	4	1	1	3	0	0	1	0	0	0	43	68	1.50	0.667
Stan Belinda, R ERA:	(7, 1)	1.1		6	1	0	0	1	1	0	0	0	0	0	14	22	0.00	1.500
Mike Remlinger, L ERA: 1.8	(8, 1)	0.0		1	1	0	0	0	0	0	0	0	0	0	1	3	∞	∞
Jeff Shaw, R ERA:	(8, 1)	1.2	S	4	0	0	0	0	0	0	0	0	0	0	8	11	0.00	0.000

PITCHER	IP	WLS	BF	H	R	ER	SO	BB	IBB	HBP	BLK	WP	HR	S	P	ERA	WHIP

Batter	1	2	3	4	5	6	7	8	9	AB	R	H	RBI	BB	SO	LOB
Chris Stynes, R (1, 7) OBP: 0.308, SLG: 0.538	C S B S 1-3 K ①		C F B S 1-3 K ③		B C B X 2-1 HR		B B X 2-0 G6-3 ③			4	1	1	1	0	2	1
Mike Remlinger, L (8, 1)										0	0	0	0	0	0	0
Jeff Shaw, R (8, 1)										0	0	0	0	0	0	0
Jon Nunnally, L (1, 9) OBP: 0.462, SLG: 0.667	B B X 2-0 G4-3 ②			B X 1-0 HR 1B	B B C X 2-1 G3-1 ③			B S F X 1-2 1B WP 2B		4	2	2	0	0	0	0
Willie Greene, L (1, 5) OBP: 0.538, SLG: 1.100	B C C F S 1-3 K ③			B X 1-0 1-H HR		B B B B 4-0 F8 1B BB		B B C X 2-1 WP 1B 2-3 1B		3	2	2	2	1	1	0
Eduardo Perez, R (1, 3) OBP: 0.231, SLG: 0.167		X 0-0 L9 ①		B F B B F B 4-2 G6-4-3 PB BB		F S F S 0-3 K ①		S S B F B C 2-3 K ①		3	0	0	0	1	2	3
Reggie Sanders, R (1, 8) OBP: 0.538, SLG: 0.333		B B S B X 3-1 F9 ②		B B B C B 4-1 G6-4-3 1-2 BB		B B S F F X 2-2 S 1-2 1B		F C B B X 2-2 ② 1-H 3-H 1B		3	0	2	1	1	0	0
Bret Boone, R (1, 4) OBP: 0.462, SLG: 0.692		S C C 0-3 K ③		C F B B X 2-2 ① ② G6-4-3 1-2f 2-3		X 0-0 ② F8 2-3		B C T F X 1-2 2B		4	0	1	0	0	1	4
Brook Fordyce, R (1, 2)		X 0-0 ① G1-3	B C S B F X 2-2 ③ G4-3			S B F B B X 3-2 ③ F9 1-2		F B X 1-1 ③ G6-3		3	0	0	0	0	0	3
Stan Belinda, R (7, 1)										0	0	0	0	0	0	0
Pat Watkins, R (8, 7)										1	0	0	0	0	0	1
Pokey Reese, R (1, 6)			B C C B B F F S 3-3 K ②		C F B B B F S 3-3 K ①		C S B S 1-3 K ①			3	0	0	0	0	3	0
Steve Cooke, R (1, 1) OBP: 0.500, SLG: 0.500			X 0-0 1B		F X 0-1 P4 ②		X 0-0 F7 ②			2	0	1	0	0	0	0
Eddie Taubensee, L (7, 2) OBP: 0.250, SLG: 0.375										1	0	0	0	0	0	0
Inning Stats	R: 0 H: 0 E: 0 LOB: 0 K: 2 BB: 0 S: 8 P: 12	R: 0 H: 0 E: 0 LOB: 0 K: 1 BB: 0 S: 6 P: 9	R: 0 H: 1 E: 0 LOB: 1 K: 2 BB: 0 S: 11 P: 15	R: 2 H: 2 E: 0 LOB: 1 K: 0 BB: 2 S: 12 P: 26	R: 1 H: 1 E: 0 LOB: 0 K: 1 BB: 1 S: 10 P: 17	R: 0 H: 1 E: 0 LOB: 2 K: 1 BB: 1 S: 12 P: 21	R: 0 H: 0 E: 0 LOB: 0 K: 1 BB: 0 S: 5 P: 8	R: 2 H: 4 E: 0 LOB: 1 K: 1 BB: 0 S: 18 P: 27		1B: 5 SF: 0 2B: 2 SAC: 0 3B: 0 DP: 1 HR: 2 HBP: 0						

PITCHER		IP	WLS	BF	H	R	ER	SO	BB	IBB	HBP	BLK	WP	HR	S	P	ERA	WHIP
Andy Ashby, R ERA: 4.5	(1, 1)	6.0	L	25	5	3	3	7	3	0	0	0	0	2	59	100	4.50	1.333
Don Wengert, R ERA:	(7, 1)	1.0		3	0	0	0	1	0	0	0	0	0	0	5	8	0.00	0.000
Sterling Hitchcock, L ERA: 40.5	(8, 1)	0.2		5	4	2	2	1	0	0	0	0	1	0	16	24	27.00	6.000
Marc Kroon, R ERA:	(8, 1)	0.1		1	0	0	0	0	0	0	0	0	0	0	2	3	0.00	0.000

PITCHER	IP	WLS	BF	H	R	ER	SO	BB	IBB	HBP	BLK	WP	HR	S	P	ERA	WHIP

BOTTOM

San Diego Padres @ Cincinnati Reds

Cinergy Field, Cincinnati, OH

Thu Apr 02 1998, 7:05 PM EST

Att. 13,630 - Unknown - 59 F

livebaseballscorecards.com

AB	31
R	5
H	9
RBI	4
BB	3
SO	9
LOB	12

Batter	1	2	3	4	5	6	7	8	9	AB	R	H	RBI	BB	SO	LOB
Quilvio Veras, S (1, 4) OBP: 0.450, SLG: 0.214	0-0 F S 1B 1B 0-1 G4-3		1-2 G4-6-3 1-2f		1-0 L7		4-2 FC6-4 BB		1-0 G3 1-2	5	1	1	0	1	0	4
Steve Finley, L (1, 8) OBP: 0.350, SLG: 0.529	3-2 F8 3-1 L3			1-1 F8	2-1 G1-3		1-1 P6		4-2 1B 2B BB	5	1	0	0	1	0	2
Tony Gwynn, L (1, 9) OBP: 0.474, SLG: 0.588 Archi Cianfrocco, R (9, PR) OBP: 0.333, SLG: 0.333 (9, 9)	1-1 BB 1B 1-H 1B 4-2 G1-3 1B BB			1-1 BB 1B 1B		4-2 BB G3 G4-3 BB	0-1 FC6-4 1-2f		1-2 2B 1-3 2-H 1B	4 0	4 0	3 0	2 0	2 0	0 0	1 0
Ken Caminiti, S (1, 5) OBP: 0.263, SLG: 0.444 Andy Sheets, R (9, PR) (9, 5)	4-2 1B 1-2 2B BB 2-0 G1-3 1-2			0-0 F8		1-0 G3 1-2		2-2 P7	0-0 1-3 3-H 2B	5 0	1 0	1 0	1 0	1 0	0 0	3 0
Wally Joyner, L (1, 3) OBP: 0.500, SLG: 0.615	1-1 2B 1-2 2-H 1B 1-2 1B 2-H			1-2 BB 1B 1-2 1B		4-1 G4-3 BB BB		2-1 F9	2-2 G4-3	5	2	3	2	1	0	3
Greg Vaughn, R (1, 7) OBP: 0.250, SLG: 0.077 Dan Miceli, R (6, 1) Mark Sweeney, L (8, PH) Marc Kroon, R (8, 1)	3-3 K 3-3 K			4-2 1B 1-2 2-3 BB		4-2 G4-3 1-2 2-3 BB		0-0 L9		2 0 1 0	0 0 0 0	0 0 0 0	0 0 0 0	2 0 0 0	2 0 0 0	3 0 0 0
Greg Myers, L (1, 2) OBP: 0.556, SLG: 0.875	1-2 24 2B 1-H 2-H 2B		1-3 K	0-0 1-2 2-H 3-H 1B		2-1 G4-3 1-2 2-3 3-H			3-2 E SF8 2B	5	2	3	5	0	1	2
Chris Gomez, R (1, 6) OBP: 0.471, SLG: 0.600	4-2 24 2B BB		2-2 24 BB 1B	2-2 G5-3		2-0 P4			2-1 E1 G3 1B 2-3	4	2	1	0	1	0	5
24 Mark Langston, R (1, 1) OBP: 0.667, SLG: 1.000 James Mouton, R (6, 7)	1-1 1-H 2-H 2B		4-1 G4-6-3 1-2 BB		0-0 G6-3		1-1 F9		0-0 SF8 3-H	2 1	0 0	1 0	2 1	1 0	0 0	0 0
Inning Stats	R: 6 H: 5 E: 0 LOB: 1 K: 1 BB: 2 S: 28 P: 45	R: 1 H: 1 E: 0 LOB: 1 K: 1 BB: 1 S: 13 P: 26	R: 0 H: 1 E: 0 LOB: 1 K: 1 BB: 1 S: 10 P: 18	R: 2 H: 3 E: 0 LOB: 2 K: 0 BB: 1 S: 14 P: 23	R: 0 H: 0 E: 0 LOB: 0 K: 0 BB: 0 S: 4 P: 7	R: 1 H: 0 E: 0 LOB: 2 K: 0 BB: 3 S: 10 P: 27	R: 0 H: 0 E: 0 LOB: 1 K: 0 BB: 1 S: 8 P: 14	R: 0 H: 0 E: 0 LOB: 0 K: 0 BB: 0 S: 6 P: 10	R: 3 H: 3 E: 1 LOB: 3 K: 0 BB: 1 S: 23 P: 36	1B: 9 SF: 1 2B: 4 SAC: 0 3B: 0 DP: 1 HR: 0 HBP: 0						

PITCHER		IP	WLS	BF	H	R	ER	SO	BB	IBB	HBP	BLK	WP	HR	S	P	ERA	WHIP
Manny Aybar, R ERA: 27.0	(1, 1)	2.1	L	18	7	7	7	3	4	0	0	0	0	0	48	85	27.00	4.714
Mark Petkovsek, R ERA: 9.0	(3, 1)	3.0		14	3	3	3	0	3	0	0	0	0	0	26	48	9.00	2.000
Juan Acevedo, R ERA:	(6, 1)	2.2		10	0	0	0	0	2	0	0	0	0	0	19	37	0.00	0.750
John Frascatore, R ERA: 3.38	(9, 1)	1.0		8	3	3	1	0	1	0	0	0	0	0	23	36	9.00	4.000

PITCHER	IP	WLS	BF	H	R	ER	SO	BB	IBB	HBP	BLK	WP	HR	S	P	ERA	WHIP

TOP

San Diego Padres @ St. Louis Cardinals

Busch Stadium, St. Louis, MO

Fri Apr 03 1998, 7:05 PM CST
Att. 26,760 - Cloudy - 44 F

livebaseballscorecards.com

AB	39
R	13
H	13
RBI	13
BB	10
SO	3
LOB	23

Batter	1	2	3	4	5	6	7	8	9	AB	R	H	RBI	BB	SO	LOB
Royce Clayton, R (1, 6) OBP: 0.500, SLG: 0.417	B C X 1-1 S 1B		F B B S X 2-2 S SF7 2-H 2B		B C B B B 4-1 3B BB	B S B F B B 4-2 2-3 BB			B C F F C 1-3 ① K	3	2	2	1	2	1	0
Brian Jordan, R (1, 8) OBP: 0.077, SLG: 0.231	C B X 1-1 ① F7		B B C F B F S 3-3 ① K		1 SAFE B B X 2-0 1-H HR 3B	B S B S S 2-3 ③ K			C B F F F S 1-3 ② K	5	1	1	1	0	3	4
Mark McGwire, R (1, 3) OBP: 0.563, SLG: 1.250	C F B B S 2-3 ② K		B F B B B 4-1 FC5 BB 2-3 BB		S F B B B F B X 3-2 3-H HR		F B S S 1-3 ① K		X 0-0 ③ P4	4	1	1	2	1	2	1
Ron Gant, R (1, 7) OBP: 0.462, SLG: 0.900 Willie McGee, S (7, 7) OBP: 0.600, SLG: 0.500	B F B S S 2-3 ③ K 1-3		X 0-0 ② SF7 3-H		C B B B S B 4-2 FC1-6 S BB		B C B C S 2-3 ② K			1 1	0 0	0 0	1 0	1 0	1 1	1 0
Brian Hunter, R (1, 9)		X 0-0 ① F7	C B B B B 4-1 1-2 BB		B 1 SAFE 1 SAFE S B 1 SAFE S F B 3-2 ① F FC1-6 L3 1-2		B X 1-0 ③ L8			3	0	0	0	1	0	1
Gary Gaetti, R (1, 5) OBP: 0.600, SLG: 0.625 Juan Acevedo, R (6, 1) OBP: 1.000, SLG: 1.000 Delino DeShields, L (8, PH) OBP: 0.250, SLG: 0.182 (9, 4)	B B B C B 4-1 G1-3 BB	B C X 1-1 ③ FC5 2-3f	X 0-0 ② ③ L3 1-2					C B X 1-1 ① F8		2 0 1	0 0 0	0 0 0	0 0 0	1 0 0	0 0 0	3 0 0
Tom Pagnozzi, R (1, 2)	B B C X 2-1 ② G1-3 1-2			F X 0-1 ① P4		C B B B B C X 3-2 ① L9		B B B C B 4-1 BB		3	0	0	0	1	0	1
David Bell, R (1, 4) OBP: 0.250, SLG: 0.500 (6, 5) Ray Lankford, L (8, PH) OBP: 0.455, SLG: 0.600 John Frascatore, R (9, 1)	C F C 0-3 ③ K			C X 0-1 ② G4-3		B B X 2-0 WP 2B		X 0-0 ② F9		3 1 0	0 0 0	1 0 0	0 0 0	0 0 0	1 0 0	1 1 0
Manny Aybar, R (1, 1) Mark Petkovsek, R (3, 1) OBP: 0.500, SLG: 1.000 David Howard, S (6, 4) (9, 5)			C C B B B X 3-2 2B 2B	C C B B F X 2-2 ③ F9		B F F X 1-2 ② F8		B B X 2-0 ③ P5		0 2 2	0 1 0	0 1 0	0 0 0	0 0 0	0 0 0	0 0 2
Inning Stats	R: 0 E: 0 K: 2 S: 10 H: 1 LOB: 1 BB: 0 P: 16	R: 0 E: 0 K: 1 S: 7 H: 0 LOB: 1 BB: 1 P: 13	R: 2 E: 0 K: 1 S: 15 H: 2 LOB: 2 BB: 2 P: 32	R: 0 E: 0 K: 0 S: 8 H: 0 LOB: 0 BB: 0 P: 10	R: 3 E: 0 K: 0 S: 14 H: 2 LOB: 0 BB: 2 P: 30	R: 0 E: 0 K: 1 S: 12 H: 1 LOB: 2 BB: 1 P: 24	R: 0 E: 0 K: 2 S: 7 H: 0 LOB: 0 BB: 0 P: 11	R: 0 E: 0 K: 0 S: 5 H: 0 LOB: 1 BB: 1 P: 12	R: 0 E: 0 K: 2 S: 10 H: 0 LOB: 0 BB: 0 P: 12	1B: 1 2B: 4 3B: 1 HR: 1	SF: 1 SAC: 0 DP: 1 HBP: 0						

PITCHER		IP	WLS	BF	H	R	ER	SO	BB	IBB	HBP	BLK	WP	HR	S	P	ERA	WHIP
24 Mark Langston, L ERA: 9.0	(1, 1)	5.0	W	24	5	5	5	4	5	0	0	0	0	1	54	101	9.00	2.000
Dan Miceli, R ERA: 5.4	(6, 1)	2.0		8	1	0	0	3	1	0	0	0	1	0	19	35	0.00	1.000
Marc Kroon, R ERA:	(8, 1)	2.0		7	0	0	0	2	1	0	0	0	0	0	15	24	0.00	0.500

PITCHER	IP	WLS	BF	H	R	ER	SO	BB	IBB	HBP	BLK	WP	HR	S	P	ERA	WHIP

BOTTOM

San Diego Padres @ St. Louis Cardinals

Busch Stadium, St. Louis, MO

Fri Apr 03 1998, 7:05 PM CST
Att. 26,760 - Cloudy - 44 F

livebaseballscorecards.com

AB	31
R	5
H	6
RBI	5
BB	7
SO	9
LOB	15

1B: 1	SF: 1	WP: 1	PA: 39
2B: 4	SAC: 0	PB: 0	
3B: 1	DP: 1	SB: 4	
HR: 1	HBP: 0	CS: 0	

Batter	1	2	3	4	5	6	7	8	9	AB	R	H	RBI	BB	SO	LOB
James Mouton, R (1, 7) OBP: 0.111, SLG: 0.250	B F S S 1-3 ① K		C B B C F B X 3-2 ① F8		B S X 1-1 ③ F9		C X 0-1 2-H 3-H 2B		F B C F B S 2-3 ③ K	5	0	1	2	0	2	1
Steve Finley, L (1, 8) OBP: 0.333, SLG: 0.524	S B B B X 2-1 1B 2B		C B F B F F X 2-2 ② P5			B X 1-0 ① P3	X 0-0 ③ G6-3			4	1	1	0	0	0	1
Tony Gwynn, L (1, 9) OBP: 0.478, SLG: 0.714	C X 0-1 ② 2-H 1B		B B X 2-0 ③ G3			B C X 1-1 ② G3-1		C C B F F B F X 2-2 HR		4	1	2	2	0	0	0
Ken Caminiti, S (1, 5) OBP: 0.304, SLG: 0.476	B B B B 4-0 BB			X 0-0 F9 1B 2B		X 0-0 ③ F9		B X 1-0 ① G3		3	1	1	0	1	0	0
Archi Cianfrocco, R (1, 3) OBP: 0.333, SLG: 0.200	B B F 1 SAFE X 2-1 ③ F9			C X 0-1 ① F9 2-3			F C B B B B 4-2 BB 2B BB	C C C 0-3 ② K		2	1	0	0	1	0	2
(7, 4) Mark Sweeney, L (8, PH)										1	0	0	0	0	1	0
Ed Giovanola, L (8, 4)										0	0	0	0	0	0	0
Carlos Hernandez, R (1, 2) OBP: 0.308, SLG: 0.250		C B S X 1-2 ① F9		B B X 2-0 3-H G6-4-3 1B			B 1 B C F F X SAFE 2-2 ① L6	C B F B B S 3-3 ③ K		4	0	1	1	0	1	1
Chris Gomez, R (1, 6) OBP: 0.429, SLG: 0.500		C B F F X 1-2 ② P6		X 0-0 ② ③ G6-4-3 1-2f			C F B B F B F F B 4-2 2B 1-2 2B BB		C F B X 1-2 ① P2	3	1	0	0	1	0	1
Andy Sheets, R (1, 4)		B B C C B B 4-2 BB			X 0-0 ① P9		X 0-0 ② L7		B B C S X 2-1 ② F7	2	0	0	0	1	0	2
Brian Boehringer, S (7, 1)										0	0	0	0	0	0	0
Quilvio Veras, S (9, PH) OBP: 0.429, SLG: 0.200										1	0	0	0	0	0	0
Pete Smith, R (1, 1)		B B F X 2-1 ③ F9			B C X 1-1 ② G6-3		B C X 1-1 1-3 2-H 2B		C B B S F X 2-2 1B	2	0	0	0	0	0	1
Don Wengert, R (6, 1)										0	0	0	0	0	0	0
Sterling Hitchcock, L (6, 1)										0	0	0	0	0	0	0
Wally Joyner, L (7, PH) OBP: 0.556, SLG: 0.733										2	1	2	1	0	0	0
(7, 3)																

TOP

San Diego Padres @ St. Louis Cardinals

Busch Stadium, St. Louis, MO

Sat Apr 04 1998, 3:33 AM CST
Att. 34,292 - Cloudy - 49 F

livebaseballscorecards.com

AB	33
R	6
H	8
RBI	6
BB	4
SO	4
LOB	9

Inning Stats	1	2	3	4	5	6	7	8	9	1B	SF	WP	PA
R	1	0	0	1	0	0	3	1	0	3	0	0	37
E	0	0	0	0	0	0	0	0	0	2B: 4	SAC: 0	PB: 0	
K	1	0	0	0	0	0	0	2	1	3B: 0	DP: 1	SB: 0	
S	9	12	10	5	5	4	17	13	13	HR: 1	HBP: 0	CS: 0	
H	2	0	0	2	0	0	2	1	1				
LOB	1	1	0	0	0	0	1	0	1				
BB	1	1	0	0	0	0	2	0	0				
P	18	20	17	7	7	6	28	19	20				

PITCHER		IP	WLS	BF	H	R	ER	SO	BB	IBB	HBP	BLK	WP	HR	S	P	ERA	WHIP
Kent Mercker, L ERA: 4.5	(1, 1)	6.0	W	23	4	3	3	1	3	0	0	0	0	0	47	81	4.50	1.167
Mike Busby, R ERA: 10.8	(7, 1)	0.2		5	2	2	2	0	1	0	0	0	0	0	14	21	27.00	4.500
Lance Painter, L ERA: 5.4	(7, 1)	0.1		2	1	1	1	0	0	0	0	0	0	1	7	9	27.00	3.000
Kent Bottenfield, R ERA: 4.5	(8, 1)	2.0	S	7	1	0	0	3	0	0	0	0	0	0	20	31	0.00	0.500

PITCHER		IP	WLS	BF	H	R	ER	SO	BB	IBB	HBP	BLK	WP	HR	S	P	ERA	WHIP

BOTTOM

San Diego Padres @ St. Louis Cardinals
Busch Stadium, St. Louis, MO
Sat Apr 04 1998, 3:33 AM CST
Att. 34,292 - Cloudy - 49 F

Batter	1	2	3	4	5	6	7	8	9	AB R H RBI BB SO LOB
Royce Clayton, R (1, 6) OBP: 0.524, SLG: 0.471	C B X; 1-1; 1B FC5; 1B	B B X; 2-0; 2-H; 1B		C B S B X; 2-2; L7 ①		C B X; 1-1; 1B HR; 1B	C B F B F T; 2-2; K ①			5 2 3 1 0 1 0
Delino DeShields, L (1, 4) OBP: 0.353, SLG: 0.267	B 1 SAFE X; 1-0; FC5 S; 1-3; 1B	B X; 1-0; G3 ③		F B C X; 1-2; F7 ②		B 1 SAFE B X; 2-0; 1-3 HR; 1B	B B B C S B; 4-2; G6-4-3; BB			4 1 2 0 1 0 1
Mark McGwire, R (1, 3) OBP: 0.571, SLG: 1.250	F 1 SAFE F F 1 SAFE B 1 SAFE S; 1-3; K ①; 1-2		B S B S B B; 4-2; 1B FC6-4; BB	S S X; 0-2; 1B; 1B		S 1 SAFE B B X; 2-1; 1-H 3-H; HR	X; 0-0; G6-4-3 ② ③; 1-2f			4 2 2 3 1 1 3
Ray Lankford, L (1, 8) OBP: 0.563, SLG: 0.615	B F B C B B; 4-2; FC5; BB		C X; 0-1; FC6-4; 1-3; 1B	B B B C C X; 3-2; 1-3; 1B		C H; 1-1; S 1B SF7; HBP		C B X; 1-1; G4-3 ①		3 1 2 0 1 0 0
Willie McGee, S (1, 7) OBP: 0.400, SLG: 0.333	B C F X; 1-2; FC5 ②; 1-2 2-3f 3-H		F P 1 SAFE C 1 SAFE B X; 2-2; FC6-4 ①; HBP BB; 1-2f 3-H	X; 0-0; P6 ③		1 SAFE S F F 1 SAFE B X; 1-2; G3-1 SF7 2B; 1-2; 1B		C F X; 0-2; P6 ②		5 1 1 2 0 0 5
John Mabry, L (1, 9) OBP: 0.400, SLG: 0.333	B B C B X; 3-1; G4-3 ③		T B 1 SAFE B B 1 SAFE B; 4-1; HBP; 1-2; BB		S B F B S; 2-3; K ①	B X; 1-0; SF7 ①; 1-2 2-H		S X; 0-1; 1B; 1B		3 0 1 1 1 1 2
David Bell, R (1, 5) OBP: 0.222, SLG: 0.333		C X; 0-1; P4 ①	B F C 1 SAFE S; 1-3; K ②		B B F F F F F F B; 3-3 S; K2-3 ②	C X; 0-1; G3-1 ②; 2-3		X; 0-0; HBP; 1-3; 1B		5 0 1 0 0 2 3
Tom Lampkin, L (1, 2) OBP: 0.600, SLG: 0.667		B C X; 1-1; 1B; 2B	C H; 1-1; FC6-4; 1-2 2-3; HBP		B B B C F B; 4-2; BB	C B F X; 1-2; 3-H; 2B		C C F B H; 2-2; FC4-6; 1-2; HBP		2 1 2 1 1 0 0
Kent Mercker, L (1, 1) Mike Busby, R (7, 1) Lance Painter, L (7, 1) Kent Bottenfield, R (8, 1)		C F C; 0-3; ꓘ ②	F C X; 0-2; FC6-4 ③; 1-2f		B 1 SAFE M 1 SAFE B F S; 2-3; K ③	S C S; 0-3; K ③		X; 0-0; FC4-6 ③; 1-2f		4 0 0 0 0 3 6 0 0 0 0 0 0 0 0 0 0 0 0 0 0 1 0 0 0 0 0 3
Inning Stats	R: 1 E: 0 K: 1 S: 14 H: 2 LOB: 2 BB: 1 P: 25	R: 1 E: 0 K: 1 S: 9 H: 2 LOB: 1 BB: 0 P: 13	R: 1 E: 0 K: 1 S: 16 H: 1 LOB: 3 BB: 2 P: 27	R: 0 E: 0 K: 0 S: 13 H: 2 LOB: 2 BB: 0 P: 19	R: 0 E: 0 K: 3 S: 15 H: 0 LOB: 1 BB: 1 P: 26	R: 5 E: 0 K: 1 S: 19 H: 5 LOB: 1 BB: 0 P: 28	R: 0 E: 0 K: 1 S: 7 H: 0 LOB: 0 BB: 1 P: 13	R: 0 E: 0 K: 0 S: 12 H: 2 LOB: 3 BB: 0 P: 15		1B: 11 2B: 2 3B: 0 HR: 1 SF: 1 SAC: 0 DP: 1 HBP: 3

livebaseballscorecards.com

AB	36
R	8
H	14
RBI	8
BB	5
SO	8
LOB	23

WP: 0 PB: 0 SB: 2 CS: 0 PA: 45

PITCHER		IP	WLS	BF	H	R	ER	SO	BB	IBB	HBP	BLK	WP	HR	S	P	ERA	WHIP
Pete Smith, R (ERA: 5.4)	(1, 1)	5.0	L	27	7	3	3	6	4	0	1	0	0	0	67	110	5.40	2.200
Don Wengert, R (ERA: 11.57)	(6, 1)	0.0		3	3	3	3	0	0	0	0	0	0	1	5	10	∞	∞
Sterling Hitchcock, L (ERA: 27.0)	(6, 1)	1.0		6	2	2	2	1	0	0	1	0	0	0	14	18	18.00	2.000
Brian Boehringer, R (ERA: 1.93)	(7, 1)	2.0		9	2	0	0	1	1	0	1	0	0	0	19	28	0.00	1.500

PITCHER	IP	WLS	BF	H	R	ER	SO	BB	IBB	HBP	BLK	WP	HR	S	P	ERA	WHIP

Batter	1	2	3	4	5	6	7	8	9	AB	R	H	RBI	BB	SO	LOB
Quilvio Veras, S (1, 4) OBP: 0.423, SLG: 0.211	C B B B B 4-1 2B G3-1 BB		B B C X 2-1 ② G4-3			F B C B X 2-2 ① G1-3		B C B B T X 3-2 ② G4-3 2-3 3-H	B X 1-0 3-H 1B	4	1	1	2	1	0	1
Steve Finley, L (1, 8) OBP: 0.310, SLG: 0.500	C C T F B X 1-2 G3-1 1-3 SF9 2B		C C B S 1-3 ③ K			B F X 1-1 ② G4-3		B X 1-0 ③ G1-3	1 SAFE P B B C F S 3-3 ③ K	5	1	1	0	0	2	2
Tony Gwynn, L (1, 9) OBP: 0.481, SLG: 0.667	X 0-0 ① G3-1 2-3 3-H			B C B B B 4-1 G4-6-3 BB		C B B B X 3-1 ③ F7			C X 0-1 HR 1B	3	1	1	1	1	0	1
Ken Caminiti, S (1, 5) OBP: 0.296, SLG: 0.583	C X 0-1 ② SF9 3-H			B B F X 2-1 ① F8			B C X 1-1 ① L9		X 0-0 1-H HR	3	1	1	3	0	0	1
Wally Joyner, L (1, 3) OBP: 0.500, SLG: 0.611	X 0-0 ③ G4-3			B 1 SAFE B X 2-0 ②③ G4-6-3 1-2f			S C F B F S 1-3 ② K		B B B B 4-0 E BB SF7 BB	3	1	0	0	1	1	1
Mark Sweeney, L (1, 7) OBP: 0.143, SLG: 0.143 Greg Vaughn, R (9, PH) OBP: 0.294, SLG: 0.077 Dan Miceli, R (9, 1)		C X 0-1 CS 1B	C S B C 1-3 ① K				B F F X 1-2 ③ G3-1		B B B C B 4-1 SF7 E 1-2 WP BB	3 0 0	0 1 0	1 0 0	0 0 0	0 1 0	1 0 0	0 0 0
Carlos Hernandez, R (1, 2) OBP: 0.353, SLG: 0.313		F B X 1-1 ①② G6-3 1-2	B X 1-0 BLK 1B					C X 0-1 E 1B G4-3 1B	C L F F F F B X 1-2 E4 G4-3 WP 1B 1-2 2-3	4	2	2	0	0	0	3
Chris Gomez, R (1, 6) OBP: 0.400, SLG: 0.476		C F C 0-3 ③ K	F S F B C 1-3 ② K 1-2					X 0-0 E1 G4-3 1-3 1B	B C X 1-1 ① SF7 2-3 3-H	3	0	1	1	0	2	1
Kevin Brown, R (1, 1) OBP: 0.167, SLG: 0.333 Greg Myers, L (8, PH) OBP: 0.500, SLG: 0.778 Brian Boehringer, S (8, 1) Trevor Hoffman, R (8, 1) James Mouton, R (9, PH) OBP: 0.100, SLG: 0.222 (9, 7)			C C S 0-3 ① K		X 0-0 ③ G6-3			S S S 0-3 ① K	C F B B X 2-2 ② G4-3 1-3 3-H	2 1 0 0 1	0 0 0 0 0	0 0 0 0 0	0 0 0 0 0	1 1 0 0 0	1 2 0 0 1	1 2 0 0 1
Inning Stats	R: 2 H: 1 E: 0 LOB: 0 K: 0 BB: 1 S: 10 P: 15	R: 0 H: 1 E: 0 LOB: 0 K: 1 BB: 0 S: 7 P: 8	R: 0 H: 0 E: 0 LOB: 0 K: 2 BB: 0 S: 8 P: 11	R: 0 H: 0 E: 0 LOB: 0 K: 0 BB: 1 S: 4 P: 12	R: 0 H: 1 E: 0 LOB: 1 K: 2 BB: 0 S: 9 P: 12	R: 0 H: 0 E: 0 LOB: 0 K: 0 BB: 0 S: 7 P: 13	R: 0 H: 0 E: 0 LOB: 0 K: 1 BB: 0 S: 10 P: 13	R: 1 H: 2 E: 1 LOB: 1 K: 1 BB: 0 S: 10 P: 14	R: 5 H: 3 E: 1 LOB: 1 K: 1 BB: 2 S: 21 P: 36	1B: 6 SF: 2 2B: 1 SAC: 0 3B: 0 DP: 1 HR: 1 HBP: 0					WP: 1 PA: 38 PB: 0 SB: 0 CS: 1	

TOP

San Diego Padres @ St. Louis Cardinals

Busch Stadium, St. Louis, MO

Sun Apr 05 1998, 3:33 AM CDT

Att. 35,499 - Sunny - 60 F

livebaseballscorecards.com

AB	32
R	8
H	8
RBI	7
BB	4
SO	8
LOB	14

PITCHER		IP	WLS	BF	H	R	ER	SO	BB	IBB	HBP	BLK	WP	HR	S	P	ERA	WHIP
Todd Stottlemyre, R ERA: 1.2	(1, 1)	8.0		29	5	3	2	7	2	0	0	1	0	0	65	98	2.25	0.875
Lance Painter, L ERA: 21.6	(9, 1)	0.0		3	2	3	3	0	1	0	0	0	0	1	3	7	∞	∞
Braden Looper, R ERA: 6.0	(9, 1)	1.0	L	6	1	2	0	1	1	0	0	0	1	0	18	29	0.00	2.000

PITCHER		IP	WLS	BF	H	R	ER	SO	BB	IBB	HBP	BLK	WP	HR	S	P	ERA	WHIP

Batter	1	2	3	4	5	6	7	8	9	AB R H RBI BB SO LOB
Delino DeShields, L (1, 4) OBP: 0.409, SLG: 0.316	C B B C B F X 3-2 G4-3 ①		B X 1-0 P5 ①		B X 1-0 BB BB G4-6-3 1B		B C X 1-1 CS 1B	C C B B B F B 4-2 2B 1-2 2-3 3-H BB		4 1 2 1 1 0 0
Willie McGee, S (1, 7) OBP: 0.467, SLG: 0.462	B B B C C T 3-2 K ②		X 0-0 G6-3 ②		1 SAFE 1 SAFE F 1 SAFE B 1 SAFE B 1 SAFE S 4-2 B 1 SAFE G4-6-3 BB 1-2 BB		1 SAFE B S B X 2-1 ② 1-2 1B	B C X 2-1 1-3 2-H 3-H 2B		4 0 2 2 1 1 0
Mark McGwire, R (1, 3) OBP: 0.538, SLG: 1.050	C B X 1-1 1B		C B B C S 2-3 K ③		B B B C B 4-1 G4-6-3 1-2 2-3 BB		F C B 1 SAFE S 1-3 K ③	B B C B F X 3-2 G6-3 ③		4 0 1 0 1 2 3
Ray Lankford, L (1, 8) OBP: 0.476, SLG: 0.500	B X 1-0 F8 ③			X 0-0 G4-3 1B 1B 1B	B C X 1-1 G4-6-3 ① ② 1-2f 2-3 3-H			S B F B X 2-2 F7 ①	C F S 0-3 K ①	5 1 1 0 0 1 3
Brian Jordan, R (1, 9) OBP: 0.222, SLG: 0.389		C X 0-1 G3-1 1B 1B		X 0-0 G4-3 1-2 1B 1B	F S X 0-2 G5-3 ③			X 0-0 FC4-6 1B 2B	B X 1-0 P5 ②	5 2 3 0 0 0 1
John Mabry, L (1, 5) OBP: 0.375, SLG: 0.333 David Bell, R (7, 5) OBP: 0.222, SLG: 0.333 Ron Gant, R (8, PH) OBP: 0.500, SLG: 0.900 Lance Painter, L (9, 1) Braden Looper, R (9, 1) Brian Hunter, R (9, PH) OBP: 0.333, SLG: 0.200		X 0-0 G3-1 1-2 1B		B X 1-0 P4 ①		X 0-0 G1-3 ①		B S B C B B 4-2 FC4-6 BB ②	S S X 1-2 1B	3 0 1 0 0 0 2 0 0 0 0 0 0 0 0 0 0 0 1 0 0 0 0 0 0 0 0 0 0 0 0 0 0 0 0 1 0 1 0 0 0 0
Tom Lampkin, L (1, 2) OBP: 0.450, SLG: 0.471		C C S 0-3 K ①		S X 0-1 G4-3 1-2 2-3 ②		C B B X 2-1 G2-3 ②		S F X 0-2 FC4-6 1B S BB 1-2f 2-3	B F B X 2-1 F8 ③	5 1 0 0 0 1 7
David Howard, S (1, 6) OBP: 0.286, SLG: 0.167 (9, 5)		X 0-0 G3-1 1-2 2-3 ②		B S X 1-1 2-H 3-H 1B		C B B X 2-1 G3 ③		B B B I 4-0 BB 1B 2B 1-2 IBB		3 1 1 2 1 0 2
Todd Stottlemyre, L (1, 1) OBP: 0.333, SLG: 0.333 Royce Clayton, R (8, PH) OBP: 0.545, SLG: 0.500 (9, 6)		B C F S 1-3 K ③		S F B C 1-3 Ʞ ③			L F S 0-3 K ①	X 0-0 BB 2B 1-2 2-3 3-H 1B		3 0 0 0 0 3 3 1 1 1 1 0 0 0

Inning Stats	1	2	3	4	5	6	7	8	9		
	R: 0 H: 1 E: 0 LOB: 1 K: 1 BB: 0 S: 10 P: 18	R: 0 H: 2 E: 0 LOB: 2 K: 2 BB: 0 S: 10 P: 11	R: 0 H: 0 E: 0 LOB: 0 K: 1 BB: 0 S: 5 P: 8	R: 2 H: 3 E: 0 LOB: 1 K: 1 BB: 0 S: 10 P: 13	R: 1 H: 1 E: 0 LOB: 1 K: 0 BB: 2 S: 9 P: 19	R: 0 H: 0 E: 0 LOB: 0 K: 0 BB: 0 S: 5 P: 9	R: 0 H: 2 E: 0 LOB: 1 K: 2 BB: 0 S: 10 P: 14	R: 4 H: 3 E: 0 LOB: 2 K: 0 BB: 3 S: 18 P: 37	R: 0 H: 1 E: 0 LOB: 1 K: 1 BB: 0 S: 9 P: 13	1B: 11 SF: 0 2B: 2 SAC: 0 3B: 0 DP: 1 HR: 0 HBP: 0	WP: 0 PA: 43 PB: 0 SB: 1 CS: 1

BOTTOM

San Diego Padres @ St. Louis Cardinals

Busch Stadium, St. Louis, MO

Sun Apr 05 1998, 3:33 AM CDT

Att. 35,499 - Sunny - 60 F

livebaseballscorecards.com

AB	38
R	7
H	13
RBI	6
BB	5
SO	8
LOB	21

PITCHER		IP	WLS	BF	H	R	ER	SO	BB	IBB	HBP	BLK	WP	HR	S	P	ERA	WHIP
Kevin Brown, R ERA: 2.7	(1, 1)	7.0		30	9	3	3	7	2	0	0	0	0	0	59	92	3.86	1.571
Brian Boehringer, R ERA: 5.4	(8, 1)	0.1		3	1	2	2	0	1	0	0	0	0	0	6	12	54.00	6.000
Trevor Hoffman, R ERA: 10.8	(8, 1)	0.2	W	6	2	2	2	0	1	1	0	0	0	0	12	25	27.00	4.500
Dan Miceli, R ERA: 4.15	(9, 1)	1.0	S	4	1	0	0	1	0	0	0	0	0	0	9	13	0.00	1.000

PITCHER	IP	WLS	BF	H	R	ER	SO	BB	IBB	HBP	BLK	WP	HR	S	P	ERA	WHIP

Batter	1	2	3	4	5	6	7	8	9	10	AB	R	H	RBI	BB	SO	LOB
Chris Stynes, R (1, 7) OBP: 0.333, SLG: 0.429	G5-3	P3			G3			SH5-4 1-2		G5-3	4	0	0	0	0	0	3
Jon Nunnally, L (1, 9) OBP: 0.385, SLG: 0.409	BB 1B 1B	K			G4-3			F7		P2 2-3	5	1	1	0	0	1	4
Barry Larkin, R (1, 6)	F9	F7				G5-3		G4-3			4	0	0	0	0	0	2
Willie Greene, L (1, 5) OBP: 0.414, SLG: 0.545	1B 1B 1-2 BB	K				K			G5-3 1B		3	1	1	0	1	2	0
Eduardo Perez, R (1, 3) OBP: 0.250, SLG: 0.182	1B 1-2 2-H 1B	K				G4-3			G5-3 1-2		4	0	1	1	0	1	1
Reggie Sanders, R (1, 8) OBP: 0.464, SLG: 0.429	1-2 2-H 1B		G6-4-3 BB				K		K		3	0	1	1	1	2	1
Bret Boone, R (1, 4) OBP: 0.321, SLG: 0.444	F8		G6-4-3 1-2f				F9		G4-3		4	0	0	0	0	0	4
Eddie Taubensee, L (1, 2) OBP: 0.316, SLG: 0.294		SH5-4 BB	K				G4-3			WP SH3-4 1B	3	0	1	0	1	1	0
Pokey Reese, R (10, PR) OBP: 0.188, SLG: 0.143											0	0	0	0	0	0	0
Brook Fordyce, R (10, 2) OBP: 0.222, SLG: 0.125											0	0	0	0	0	0	0
Pete Harnisch, S (1, 1) OBP: 0.250, SLG: 0.250		SH5-4 1-2			K			SH5-4 1B		SH3-4 1-2	2	0	1	0	0	1	0
Jeff Shaw, R (9, 1)											0	0	0	0	0	0	0
Inning Stats	R: 2 E: 0 K: 0 S: 6 H: 3 LOB: 2 BB: 1 P: 10	R: 0 E: 0 K: 1 S: 5 H: 0 LOB: 1 BB: 1 P: 9	R: 0 E: 0 K: 2 S: 7 H: 0 LOB: 0 BB: 0 P: 7	R: 0 E: 0 K: 1 S: 4 H: 0 LOB: 0 BB: 1 P: 8	R: 0 E: 0 K: 1 S: 5 H: 0 LOB: 0 BB: 0 P: 5	R: 0 E: 0 K: 1 S: 5 H: 0 LOB: 0 BB: 0 P: 5	R: 0 E: 0 K: 1 S: 5 H: 0 LOB: 0 BB: 0 P: 5	R: 0 E: 0 K: 0 S: 4 H: 1 LOB: 1 BB: 0 P: 4	R: 0 E: 0 K: 1 S: 6 H: 1 LOB: 1 BB: 0 P: 6	R: 0 E: 0 K: 0 S: 4 H: 1 LOB: 2 BB: 0 P: 4	1B: 6 2B: 0 3B: 0 HR: 0 SF: 0 SAC: 3 DP: 1 HBP: 0						

PITCHER	IP	WLS	BF	H	R	ER	SO	BB	IBB	HBP	BLK	WP	HR	S	P	ERA	WHIP
Joey Hamilton, R (1, 1) ERA: 5.84	7.0		26	3	2	2	7	3	0	0	0	0	0	37	49	2.57	0.857
Dan Miceli, R (8, 1) ERA: 2.84	2.0		8	2	0	0	1	0	0	0	0	0	0	10	10	0.00	1.000
Trevor Hoffman, R (10, 1) ERA: 6.75	1.0	W	4	1	0	0	0	0	0	0	0	1	0	4	4	0.00	1.000

PITCHER	IP	WLS	BF	H	R	ER	SO	BB	IBB	HBP	BLK	WP	HR	S	P	ERA	WHIP

TOP

Cincinnati Reds @ San Diego Padres

Qualcomm Stadium, San Diego, CA

Tue Apr 07 1998, 6:33 AM EDT
Att. 55,454 - Cloudy - 69 F

livebaseballscorecards.com

AB	32
R	2
H	6
RBI	2
BB	3
SO	8
LOB	15

WP: 1 PA: 38
PB: 0
SB: 0
CS: 0

Batter	1	2	3	4	5	6	7	8	9	10	AB	R	H	RBI	BB	SO	LOB
Quilvio Veras, S (1, 4) OBP: 0.387, SLG: 0.174	F9		F7		G6-3			G1-3	BB		4	0	0	0	1	0	2
Steve Finley, L (1, 8) OBP: 0.294, SLG: 0.452	G3		1B			K		G3-1	P6		5	0	1	0	0	1	3
Tony Gwynn, L (1, 9) OBP: 0.469, SLG: 0.607	F9		F7			BB		F8		1B, SF7, 1B	4	1	1	0	1	0	2
Ken Caminiti, S (1, 5) OBP: 0.250, SLG: 0.483		K		F9		K			F9	K	5	0	0	0	0	3	2
Wally Joyner, L (1, 3) OBP: 0.481, SLG: 0.565 James Mouton, R (10, PR) OBP: 0.100, SLG: 0.222		G4-3		F9		K			HR, 1B	1-3, 1B	5 0	1 0	2 0	0 0	0 0	1 0	1 0
Greg Vaughn, R (1, 7) OBP: 0.318, SLG: 0.188	2B			G5-3		BB			K	SF7, 3-H	3	0	1	1	1	1	1
Carlos Hernandez, R (1, 2) OBP: 0.381, SLG: 0.500	G1-3				E4, 1B	P3			1-H, HR		4	1	2	2	0	0	2
Chris Gomez, R (1, 6) OBP: 0.379, SLG: 0.440			F8		E4, SH3-4	G6-3			E9, BB, 1B		4	0	1	0	0	0	2
Joey Hamilton, R (1, 1) OBP: 0.250, SLG: 0.250 Mark Sweeney, L (7, PH) OBP: 0.125, SLG: 0.125 Dan Miceli, R (8, 1) Greg Myers, L (9, PH) OBP: 0.545, SLG: 0.778 Trevor Hoffman, R (10, 1)			1B		SH3-4	P6			IBB		1 1 0 0 0	0 0 0 0 0	1 0 0 0 0	0 0 0 0 0	0 0 0 1 0	0 0 0 0 0	0 1 0 0 0
Inning Stats	R: 0 E: 0 K: 0 S: 3 H: 0 LOB: 0 BB: 0 P: 3	R: 0 E: 0 K: 1 S: 6 H: 1 LOB: 1 BB: 0 P: 6	R: 0 E: 0 K: 0 S: 5 H: 2 LOB: 2 BB: 0 P: 5	R: 0 E: 0 K: 0 S: 3 H: 0 LOB: 0 BB: 0 P: 3	R: 0 E: 1 K: 0 S: 4 H: 1 LOB: 1 BB: 0 P: 4	R: 0 E: 0 K: 3 S: 9 H: 0 LOB: 1 BB: 1 P: 13	R: 0 E: 0 K: 0 S: 3 H: 0 LOB: 1 BB: 1 P: 7	R: 0 E: 0 K: 0 S: 3 H: 0 LOB: 0 BB: 0 P: 3	R: 2 E: 1 K: 1 S: 8 H: 3 LOB: 3 BB: 2 P: 16	R: 1 E: 0 K: 1 S: 6 H: 2 LOB: 1 BB: 0 P: 6	1B: 7 2B: 1 3B: 0 HR: 1	SF: 1 SAC: 1 DP: 0 HBP: 0						

PITCHER	IP	WLS	BF	H	R	ER	SO	BB	IBB	HBP	BLK	WP	HR	S	P	ERA	WHIP
Pete Harnisch, R (1, 1) ERA: 3.38	8.0		30	4	0	0	4	2	0	0	0	0	0	36	44	0.00	0.750
Jeff Shaw, R (9, 1) ERA: 5.06	1.2	L	12	5	3	3	2	1	1	0	0	0	1	14	22	16.20	3.600

PITCHER	IP	WLS	BF	H	R	ER	SO	BB	IBB	HBP	BLK	WP	HR	S	P	ERA	WHIP

BOTTOM

Cincinnati Reds @ San Diego Padres

Qualcomm Stadium, San Diego, CA

Tue Apr 07 1998, 6:33 AM EDT
Att. 55,454 - Cloudy - 69 F

livebaseballscorecards.com

AB	36
R	3
H	9
RBI	3
BB	4
SO	6
LOB	16

Batter	1	2	3	4	5	6	7	8	9	AB	R	H	RBI	BB	SO	LOB
Chris Stynes, R (1, 7) OBP: 0.303, SLG: 0.387	SSS 0-3 ① K		SSS 0-3 ③ K 2-3			x 0-0 ② P6		SSS 0-3 ① K	SSS 0-3 ③ K	3	0	0	0	0	2	2
Scott Sullivan, R (6, 1)										0	0	0	0	0	0	0
Ricardo Jordan, L (6, 1)										0	0	0	0	0	0	0
Stan Belinda, R (7, 1)										0	0	0	0	0	0	0
Aaron Boone, R (7, 5)										2	0	0	0	0	2	1
Jon Nunnally, L (1, 9) OBP: 0.400, SLG: 0.440	SSS 0-3 ② K			SSS 0-3 ① K		x 0-0 1-H 2B		H 1-0 G6-3 BB HBP		3	0	1	1	0	2	0
Barry Larkin, R (1, 6)	x 0-0 ③ G4-3			x 0-0 ② F9		x 0-0 ③ F8		BBBB 4-0 1-2 G6-3 BB		3	0	0	0	1	0	1
Eduardo Perez, R (1, 3) OBP: 0.250, SLG: 0.192		SSS 0-3 ① K		x 0-0 ③ F8			x 0-0 2B G4-3 1B	x 0-0 ② G6-3 1-2 2-3		4	1	1	0	0	1	2
Willie Greene, L (1, 5) (7, 7) OBP: 0.455, SLG: 0.583		BBBB 4-0 G6-4-3 BB			SSS 0-3 ① K		x 0-0 G4-3 1-3 1B 2B	BBBB 4-0 BB		2	1	1	0	2	1	0
Reggie Sanders, R (1, 8) OBP: 0.406, SLG: 0.360		x 0-0 ②③ G6-4-3 1-2f			x 0-0 ② G6-3		x 0-0 ① G4-3 2-3 3-H	x 0-0 ③ F7		4	0	0	1	0	0	5
Eddie Taubensee, L (1, 2) OBP: 0.348, SLG: 0.381			x 0-0 ① G3		SSS 0-3 ③ K		x 0-0 3-H 1B		x 0-0 2B	4	0	2	1	0	1	0
Bret Boone, R (1, 4) OBP: 0.344, SLG: 0.433			BBBB 4-0 PB SH1-4 BB			x 0-0 2B 1B	x 0-0 ② F9		x 0-0 ① G6-3	3	1	1	0	1	0	2
Gabe White, L (1, 1)			x 0-0 ② SH1-4 1-2			x 0-0 ① P5	SSS 0-3 ③ K		x 0-0 ② G6-3	0	0	0	0	0	0	0
Lenny Harris, L (6, PH) (6, 7)										1	0	0	0	0	0	1
Dmitri Young, S (7, PH) (7, 7) OBP: 0.200, SLG: 0.400										1	0	0	0	0	1	1
Brook Fordyce, R (9, PH) OBP: 0.200, SLG: 0.111										1	0	0	0	0	0	1
Inning Stats	R: 0 E: 0 K: 2 S: 7 H: 0 LOB: 0 BB: 0 P: 7	R: 0 E: 0 K: 1 S: 4 H: 0 LOB: 0 BB: 1 P: 8	R: 0 E: 0 K: 1 S: 5 H: 0 LOB: 1 BB: 1 P: 9	R: 0 E: 0 K: 1 S: 5 H: 0 LOB: 0 BB: 0 P: 5	R: 0 E: 0 K: 2 S: 7 H: 0 LOB: 0 BB: 0 P: 7	R: 1 E: 0 K: 0 S: 5 H: 2 LOB: 1 BB: 0 P: 5	R: 2 E: 0 K: 1 S: 8 H: 3 LOB: 1 BB: 0 P: 8	R: 0 E: 0 K: 1 S: 5 H: 0 LOB: 3 BB: 2 P: 14	R: 0 E: 0 K: 1 S: 6 H: 1 LOB: 1 BB: 0 P: 6	1B: 3 2B: 3 3B: 0 HR: 0 SF: 0 SAC: 1 DP: 1 HBP: 1						

PITCHER		IP	WLS	BF	H	R	ER	SO	BB	IBB	HBP	BLK	WP	HR	S	P	ERA	WHIP
Andy Ashby, R ERA: 4.26	(1, 1)	6.2	W	26	5	3	3	7	2	0	0	0	0	0	38	46	4.05	1.050
Sterling Hitchcock, L ERA: 19.29	(7, 1)	0.2		3	0	0	0	2	0	0	1	0	0	0	6	7	0.00	0.000
Brian Boehringer, R ERA: 5.06	(8, 1)	0.1		2	0	0	0	0	1	0	0	0	0	0	1	5	0.00	3.000
Trevor Hoffman, R ERA: 4.5	(8, 1)	1.1	S	6	1	0	0	1	1	0	0	0	0	0	7	11	0.00	1.500

PITCHER	IP	WLS	BF	H	R	ER	SO	BB	IBB	HBP	BLK	WP	HR	S	P	ERA	WHIP

TOP

Cincinnati Reds @ San Diego Padres

Qualcomm Stadium, San Diego, CA

Wed Apr 08 1998, 10:05 PM EDT

Att. 19,626 - Unknown - 63 F

livebaseballscorecards.com

AB	31
R	3
H	6
RBI	3
BB	4
SO	10
LOB	16

Batter	1	2	3	4	5	6	7	8	9	AB	R	H	RBI	BB	SO	LOB
Quilvio Veras, S (1, 4) OBP: 0.361, SLG: 0.179	F8	F8		F7		L6		1B WP 1-2 1B		5	0	1	0	0	0	5
Steve Finley, L (1, 8) OBP: 0.308, SLG: 0.472	G3 1B 2B		F8		K	K		L1-3 1-3 2-H 1B		5	1	2	1	0	2	2
Tony Gwynn, L (1, 9) OBP: 0.432, SLG: 0.545	G3 2-3		G4-3		FC5-4 1B	F8		L1-3 1-2		5	0	1	0	0	0	5
Ken Caminiti, S (1, 5) OBP: 0.257, SLG: 0.469	HR 3-H 1B		F9		FC5-4 BB BB FC1-2 1-2f		1B SF7 BB			3	1	1	1	0	0	1
Andy Sheets, R (5, PR) (6, 5)										0	1	0	0	1	0	0
Greg Vaughn, R (1, 7) OBP: 0.423, SLG: 0.474	HR 1-H			CS 1B	BB 1-2 BB		CS 1-3 1B			3	1	3	2	1	0	0
James Mouton, R (7, PR) (8, 7) OBP: 0.100, SLG: 0.222										0	0	0	0	0	0	0
Wally Joyner, L (1, 3) OBP: 0.484, SLG: 0.680	F8			HR 1-2 1-2	BB 1-2 2-3 BB		SF7 1-2 3-H			2	1	1	2	1	0	0
Carlos Hernandez, R (1, 2) OBP: 0.360, SLG: 0.458		G1-3		1B 1B	FC1-2 3-Hf		G5-3			4	0	1	0	0	0	4
Trevor Hoffman, R (8, 1)										0	0	0	0	0	0	0
Chris Gomez, R (1, 6) OBP: 0.394, SLG: 0.517		2B		P4		SH 2B		P3		4	0	2	0	0	0	1
Andy Ashby, R (1, 1) OBP: 0.250, SLG: 0.250		K		1-2 1B		SH 2-3		WP 1B 1B BB		2	0	1	0	0	1	1
Sterling Hitchcock, L (7, 1)										0	0	0	0	0	0	0
Brian Boehringer, S (8, 1)										0	0	0	0	0	0	0
Greg Myers, L (8, 2) OBP: 0.583, SLG: 0.778										0	1	0	0	1	0	0
Inning Stats	R: 3 H: 3 E: 0 LOB: 0 K: 0 BB: 0 S: 6 P: 6	R: 0 H: 1 E: 0 LOB: 1 K: 1 BB: 0 S: 6 P: 6	R: 0 H: 0 E: 0 LOB: 0 K: 0 BB: 0 S: 3 P: 3	R: 1 H: 4 E: 0 LOB: 2 K: 0 BB: 0 S: 6 P: 6	R: 0 H: 1 E: 0 LOB: 3 K: 1 BB: 2 S: 6 P: 14	R: 0 H: 1 E: 1 LOB: 2 K: 1 BB: 0 S: 7 P: 7	R: 1 H: 1 E: 0 LOB: 1 K: 0 BB: 1 S: 3 P: 7	R: 1 H: 2 E: 0 LOB: 1 K: 0 BB: 1 S: 4 P: 8		1B: 8 SF: 1 2B: 4 SAC: 1 3B: 0 DP: 1 HR: 2 HBP: 0						

PITCHER		IP	WLS	BF	H	R	ER	SO	BB	IBB	HBP	BLK	WP	HR	S	P	ERA	WHIP
Gabe White, L ERA: 6.75	(1, 1)	5.0	L	25	9	4	4	2	2	0	0	0	0	2	27	35	7.20	2.200
Scott Sullivan, R ERA: 12.0	(6, 1)	0.1		3	1	0	0	0	0	0	0	0	0	0	3	3	0.00	3.000
Ricardo Jordan, L ERA: 31.5	(6, 1)	0.2		3	0	1	1	1	1	0	0	0	0	0	4	8	13.50	1.500
Stan Belinda, R ERA: 1.13	(7, 1)	2.0		8	3	1	1	0	1	0	0	0	1	0	7	11	4.50	2.000

PITCHER	IP	WLS	BF	H	R	ER	SO	BB	IBB	HBP	BLK	WP	HR	S	P	ERA	WHIP

BOTTOM

Cincinnati Reds @ San Diego Padres

Qualcomm Stadium, San Diego, CA

Wed Apr 08 1998, 10:05 PM EDT

Att. 19,626 - Unknown - 63 F

livebaseballscorecards.com

AB	33
R	6
H	13
RBI	6
BB	4
SO	3
LOB	19

PA: 39

Batter	1	2	3	4	5	6	7	8	9	AB	R	H	RBI	BB	SO	LOB
Pat Watkins, R (1, 9) OBP: 0.250, SLG: 0.250	G4-6-3 1B		E7 2-3			G4-3		BB 2B	G1-6-3 1-2f	3	0	1	0	0	0	1
Jon Nunnally, L (8, PH) OBP: 0.406, SLG: 0.423 (8, 9)										1	0	0	0	1	0	2
Dmitri Young, S (1, 7) OBP: 0.214, SLG: 0.429 (8, 3)	G4-6-3 1-2f		L5 3-H			G1-3		2B 1-3		4	0	1	0	0	0	3
Barry Larkin, R (1, 6)	FC4 BB			G4-6-3 BB			F9	FC6-4 BB		1	0	0	0	3	0	0
Eduardo Perez, R (1, 3) OBP: 0.250, SLG: 0.172	FC4 1-2f			F8			1B BB	FC6-4 1-2f		3	0	0	0	1	0	5
Marc Kroon, R (8, 1)										0	0	0	0	0	0	0
Reggie Sanders, R (1, 8) OBP: 0.389, SLG: 0.345		K		G4-6-3 1-2f			1-2 1B		G4-3	4	0	1	0	0	1	1
Bret Boone, R (1, 4) OBP: 0.333, SLG: 0.412		F8			K		K		2B 1B	4	1	1	0	0	2	2
Aaron Boone, R (1, 5)		G5-3			F8		G3-1		1B 1-3 1B 2B	2	0	0	0	0	0	0
Willie Greene, L (7, PH) OBP: 0.457, SLG: 0.615 (7, 5)										2	1	1	0	0	0	2
Brook Fordyce, R (1, 2) OBP: 0.250, SLG: 0.182			E SH3 L5 1B		K2-3			F7	1B 2-3 3-H 1B	2	0	1	0	0	1	0
Lenny Harris, L (8, PH) OBP: 0.300, SLG: 0.125 (8, 7)										2	0	1	1	0	0	0
Brett Tomko, R (1, 1) OBP: 0.250, SLG: 0.250			SH3 1-2			P3		G4-3	G1-6-3 1-2 3-H 1B	1	0	0	0	0	0	0
Ricardo Jordan, L (7, 1)										0	0	0	0	0	0	0
Eddie Taubensee, L (8, PH) OBP: 0.360, SLG: 0.391 (8, 2)										2	0	1	1	0	0	0

Inning Stats	1	2	3	4	5	6	7	8	9
	R: 0 E: 0 K: 0 S: 3	R: 0 E: 0 K: 1 S: 5	R: 0 E: 1 K: 0 S: 4	R: 0 E: 0 K: 0 S: 2	R: 0 E: 0 K: 2 S: 7	R: 0 E: 0 K: 0 S: 3	R: 0 E: 0 K: 1 S: 6	R: 0 E: 0 K: 0 S: 4	R: 2 E: 0 K: 0 S: 6
	H: 1 LOB: 1 BB: 1 P: 7	H: 0 LOB: 0 BB: 0 P: 5	H: 1 LOB: 1 BB: 0 P: 4	H: 0 LOB: 0 BB: 1 P: 6	H: 0 LOB: 0 BB: 0 P: 7	H: 0 LOB: 2 BB: 1 P: 10	H: 1 LOB: 2 BB: 1 P: 10	H: 1 LOB: 3 BB: 2 P: 12	H: 4 LOB: 1 BB: 0 P: 6

1B: 6 SF: 0
2B: 3 SAC: 1
3B: 0 DP: 4
HR: 0 HBP: 0

WP: 0 PA: 37
PB: 0
SB: 0
CS: 0

PITCHER		IP	WLS	BF	H	R	ER	SO	BB	IBB	HBP	BLK	WP	HR	S	P	ERA	WHIP
24 Mark Langston, L ERA: 3.97	(1, 1)	6.1		23	3	0	0	3	3	0	0	0	0	0	26	38	0.00	0.947
Brian Boehringer, R ERA: 4.5	(7, 1)	0.2	W	2	0	0	0	1	0	0	0	0	0	0	4	4	0.00	0.000
Dan Miceli, R ERA: 2.45	(8, 1)	1.0		6	1	0	0	0	2	0	0	0	0	0	4	12	0.00	3.000
Don Wengert, R ERA: 16.88	(9, 1)	0.1		4	3	2	2	0	0	0	0	0	0	0	4	4	54.00	9.000
Sterling Hitchcock, L ERA: 15.0	(9, 1)	0.2		2	1	0	0	0	0	0	0	0	0	0	2	2	0.00	1.500

PITCHER	IP	WLS	BF	H	R	ER	SO	BB	IBB	HBP	BLK	WP	HR	S	P	ERA	WHIP

TOP

Cincinnati Reds @ San Diego Padres

Qualcomm Stadium, San Diego, CA

Thu Apr 09 1998, 6:33 AM EDT
Att. 24,482 - Sunny - 69 F

livebaseballscorecards.com

AB	31
R	2
H	8
RBI	2
BB	5
SO	4
LOB	16

Batter	1	2	3	4	5	6	7	8	9	AB	R	H	RBI	BB	SO	LOB
Quilvio Veras, S (1, 4) OBP: 0.375, SLG: 0.194 Ed Giovanola, L (8, 4)	G6-3		FC4-6 2B 1-2f		G4-6-3 1B		BBBB HR 1-2 2-3 3-H BB			3 0	1 0	1 0	1 0	1 0	0 0	1 0
Steve Finley, L (1, 8) OBP: 0.302, SLG: 0.436	BBBB G4-6-3 BB		F8		G4-6-3 1-2f		L3			3	0	0	0	1	0	5
Tony Gwynn, L (1, 9) OBP: 0.415, SLG: 0.556	G4-6-3 1-2f		1-3 2B			P6	SF9 2-3 3-H			3	0	1	1	0	0	1
Ken Caminiti, S (1, 5) OBP: 0.282, SLG: 0.556 Andy Sheets, R (8, 5) (9, 6)		FC6-5 1B 1B	F8			G6-3	1-H 3-H HR			4 0	1 0	2 0	3 0	0 0	0 0	2 0
Wally Joyner, L (1, 3) OBP: 0.514, SLG: 0.724		F8 FC6-5 1-2 1B		1B		F9	2B			4	0	3	0	0	0	0
Greg Vaughn, R (1, 7) OBP: 0.400, SLG: 0.435 Dan Miceli, R (8, 1) Don Wengert, R (9, 1) Sterling Hitchcock, L (9, 1)		FC6-5 FC4 1-2 2-3f		P5			SH HBP 1B F7			4 0 0 0	1 0 0 0	1 0 0 0	0 0 0 0	0 0 0 0	0 0 0 0	4 0 0 0
Greg Myers, L (1, 2) OBP: 0.500, SLG: 0.615		F8 2-3		F7			HBP SH 1-2 BB 1B	F7		4	1	1	0	0	0	3
Chris Gomez, R (1, 6) OBP: 0.371, SLG: 0.484 Archi Cianfrocco, R (8, PH) OBP: 0.286, SLG: 0.167 (9, 5)		FC4 1-2f		SSS K			SH BB HBP 1-2 2-3 SF9	F7		2 1	1 0	0 0	0 0	1 0	3 0	
24 Mark Langston, R (1, 1) OBP: 0.400, SLG: 0.500 Brian Boehringer, S (7, 1) Mark Sweeney, L (7, PH) OBP: 0.200, SLG: 0.111 (8, 7)			E6 FC4-6		F7		H SF9 BB HR 1-2 2-3 3-H HBP	F8		2 0 1	0 0 1	0 0 1	0 0 0	0 0 0	0 0 0	0 0 0
Inning Stats	R: 0 E: 0 K: 0 S: 2 H: 0 LOB: 0 BB: 1 P: 6	R: 0 E: 0 K: 0 S: 5 H: 2 LOB: 2 BB: 0 P: 5	R: 0 E: 1 K: 0 S: 5 H: 1 LOB: 2 BB: 0 P: 5	R: 0 E: 0 K: 1 S: 6 H: 1 LOB: 1 BB: 0 P: 6	R: 0 E: 0 K: 0 S: 3 H: 1 LOB: 0 BB: 0 P: 3	R: 0 E: 0 K: 0 S: 3 H: 0 LOB: 0 BB: 0 P: 3	R: 6 E: 0 K: 0 S: 8 H: 4 LOB: 1 BB: 1 P: 13	R: 0 E: 0 K: 0 S: 3 H: 0 LOB: 0 BB: 0 P: 3		1B: 6 2B: 2 3B: 0 HR: 1 SF: 1 SAC: 1 DP: 2 HBP: 1				WP: 0 PB: 0 SB: 0 CS: 0 PA: 36		

PITCHER		IP	WLS	BF	H	R	ER	SO	BB	IBB	HBP	BLK	WP	HR	S	P	ERA	WHIP
Brett Tomko, R ERA: 3.21	(1, 1)	6.0	L	27	7	4	4	1	1	0	1	0	0	0	27	32	6.00	1.333
Ricardo Jordan, L ERA: 27.0	(7, 1)	1.0		6	2	2	2	0	1	0	0	0	0	1	5	9	18.00	3.000
Marc Kroon, R ERA:	(8, 1)	1.0		3	0	0	0	0	0	0	0	0	0	0	3	3	0.00	0.000

PITCHER	IP	WLS	BF	H	R	ER	SO	BB	IBB	HBP	BLK	WP	HR	S	P	ERA	WHIP

BOTTOM

Cincinnati Reds @ San Diego Padres

Qualcomm Stadium, San Diego, CA

Thu Apr 09 1998, 6:33 AM EDT
Att. 24,482 - Sunny - 69 F

livebaseballscorecards.com

AB	31
R	6
H	9
RBI	6
BB	2
SO	1
LOB	19

Batter	1	2	3	4	5	6	7	8	9	AB	R	H	RBI	BB	SO	LOB
Devon White, S (1, 8) OBP: 0.282, SLG: 0.250	F X 0-1 ① G4-3	C X 0-1 ② F9			B S S X 1-2 ② G6-3			B S B F B F X 3-2 ② F8		4	0	0	0	0	0	0
Jay Bell, R (1, 6) OBP: 0.381, SLG: 0.459	B B X 2-0 1B E 1B	C B S B C 2-3 ③ K			S C F X 0-2 ③ F8			B S S C 1-3 ③ K		4	1	1	0	0	2	0
Travis Lee, L (1, 3) OBP: 0.293, SLG: 0.359	B X 1-0 E SF7 1-2 1B		X 0-0 ① G3-1			B B B C S C 3-3 ① K			C B C S 1-3 ① K	4	1	1	0	0	2	0
Matt Williams, R (1, 5) OBP: 0.293, SLG: 0.410	C F B X 1-2 E5 1-3 2-H 2B		F X 0-1 ② F9			B B B F X 3-1 ② G5-3			S B B F F F S 2-3 ② K	4	1	0	0	0	1	1
Jorge Fabregas, L (1, 2) OBP: 0.344, SLG: 0.346	X 0-0 ② SF7 3-H		S S B B F B X 2-2 ③ F7			S F B B B F X 3-2 ③ G4-3			S X 0-1 1B	3	0	1	1	0	0	0
Yamil Benitez, R (1, 7) OBP: 0.263, SLG: 0.235 Felix Rodriguez, R (9, 1)	X 0-0 1-H 2B			X 0-0 ① G4-3			B S B B F B X 3-2 ① G3		S B F F B S 2-3 ③ K	4 0	0 0	1 0	1 0	0 0	1 0	1 0
Brent Brede, L (1, 9) OBP: 0.167, SLG: 0.286 (9, 7)	X 0-0 ③ G5-3			C B B C S 2-3 ② K			X 0-0 E5 G4-3			3	0	0	0	0	1	1
Andy Stankiewicz, R (1, 4) OBP: 0.143, SLG: 0.214		C X 0-1 ① G6-3		C F C 0-3 ③ K			X 0-0 ② ③ G4-3 1-2f			3	0	0	0	0	1	1
Andy Benes, R (1, 1) OBP: 0.167, SLG: 0.667 Chris Jones, R (9, 9) OBP: 0.400, SLG: 0.444		B X 1-0 HR			C B C B S 2-3 ① K			X 0-0 ① F8		3 0	1 0	1 0	1 0	0 0	1 0	0 0
Inning Stats	R: 3 H: 3 E: 1 LOB: 1 K: 0 BB: 0 S: 10 P: 14	R: 1 H: 1 E: 0 LOB: 0 K: 1 BB: 0 S: 8 P: 11	R: 0 H: 0 E: 0 LOB: 0 K: 0 BB: 0 S: 7 P: 9	R: 0 H: 0 E: 0 LOB: 0 K: 2 BB: 0 S: 7 P: 9	R: 0 H: 0 E: 0 LOB: 0 K: 1 BB: 0 S: 10 P: 13	R: 0 H: 0 E: 0 LOB: 0 K: 1 BB: 0 S: 9 P: 18	R: 0 H: 0 E: 1 LOB: 0 K: 0 BB: 0 S: 5 P: 8	R: 0 H: 0 E: 0 LOB: 0 K: 1 BB: 0 S: 8 P: 12	R: 0 H: 1 E: 0 LOB: 1 K: 3 BB: 0 S: 15 P: 20	1B: 3 SF: 1 2B: 1 SAC: 0 3B: 0 DP: 1 HR: 1 HBP: 0						

PITCHER		IP	WLS	BF	H	R	ER	SO	BB	IBB	HBP	BLK	WP	HR	S	P	ERA	WHIP
Kevin Brown, R ERA: 2.21	(1, 1)	7.0		26	4	4	1	5	0	0	0	0	0	1	56	82	1.29	0.571
Dan Miceli, R ERA: 1.93	(8, 1)	2.0	W	7	1	0	0	4	0	0	0	0	0	0	23	32	0.00	0.500

PITCHER		IP	WLS	BF	H	R	ER	SO	BB	IBB	HBP	BLK	WP	HR	S	P	ERA	WHIP

TOP

Arizona Diamondbacks @ San Diego Padres

Qualcomm Stadium, San Diego, CA

Fri Apr 10 1998, 10:05 PM EDT

Att. 27,243 - Unknown - 63 F

livebaseballscorecards.com

AB	32
R	4
H	5
RBI	3
BB	0
SO	9
LOB	4

Batter	1	2	3	4	5	6	7	8	9	AB	R	H	RBI	BB	SO	LOB
Quilvio Veras, S (1, 4) OBP: 0.378, SLG: 0.200	C B C S 1-3 K ①		B X 1-0 F7 ①		B F B X 2-1 G1-3 1B		B C B F B X 3-2 G5-3 ②		B C B F B B 4-2 1-2 HR BB	4	1	1	0	1	1	0
Steve Finley, L (1, 8) OBP: 0.292, SLG: 0.477	X 0-0 F7 ②		B B X 2-0 P6 ②		X 0-0 G1-3 ① 1-2		B C B X 2-1 F9 ③		C X 0-1 1-H 2-H 3-H HR	5	1	1	4	0	0	1
Tony Gwynn, L (1, 9) OBP: 0.378, SLG: 0.500	B X 1-0 P6 ③		B B C X 2-1 P3 ③		F X 0-1 F7 ②			B B C X 2-1 G4-3 ①		4	0	0	0	0	0	1
Ken Caminiti, S (1, 5) OBP: 0.302, SLG: 0.650		F B B F B X 3-2 HR		X 0-0 2B 2B	B B X 2-0 G3-1 ③			B X 1-0 G3-1 ②		4	2	2	1	0	0	1
Wally Joyner, L (1, 3) OBP: 0.487, SLG: 0.697		C C B S 1-3 K ①		B B B C F X 3-2 G4-3 2-H 2B		S B C F C 1-3 K ①		B X 1-0 F8 ③		4	0	1	1	0	2	0
Greg Vaughn, R (1, 7) OBP: 0.441, SLG: 0.481	X 0-0 1B 1B		B S F X 1-2 P1 ①		B B X 2-0 1B				B X 1-0 WP G5-3 HR 1B	4	1	3	0	0	0	1
Carlos Hernandez, R (1, 2) OBP: 0.345, SLG: 0.429		B B X 2-0 FC6-4 1-3 1B		C X 0-1 G4-3 ② 2-3		C C B S 1-3 K ②			X 0-0 G5-3 ① 1-2	4	0	1	0	0	1	3
Chris Gomez, R (1, 6) OBP: 0.359, SLG: 0.441		X 0-0 F9 ②		B B I 4-0 IBB		F C B B F X 2-2 G1-3 ③			B F C B F C 2-3 ② K	3	0	0	0	1	1	4
Kevin Brown, R (1, 1) OBP: 0.125, SLG: 0.250		X 0-0 FC6-4 ③ 1-2f		B C F X 1-2 G5-3 ③			C X 0-1 F9 ①		B B B B 4-0 S HR 2-3 BB	2	0	0	0	0	0	4
Greg Myers, L (7, PH) OBP: 0.471, SLG: 0.571										1	0	0	0	0	0	0
Dan Miceli, R (8, 1)										0	0	0	0	0	0	0
Mark Sweeney, L (9, PH) OBP: 0.273, SLG: 0.111										0	0	0	0	1	0	0
James Mouton, R (9, PR) OBP: 0.100, SLG: 0.222										0	1	0	0	0	0	0
Inning Stats	R: 0 E: 0 K: 1 S: 5 H: 0 LOB: 0 BB: 0 P: 7	R: 1 E: 0 K: 1 S: 10 H: 3 LOB: 2 BB: 0 P: 16	R: 0 E: 0 K: 0 S: 4 H: 0 LOB: 0 BB: 0 P: 9	R: 1 E: 0 K: 0 S: 12 H: 2 LOB: 2 BB: 1 P: 21	R: 0 E: 0 K: 0 S: 6 H: 1 LOB: 1 BB: 0 P: 10	R: 0 E: 0 K: 2 S: 12 H: 1 LOB: 1 BB: 0 P: 18	R: 0 E: 0 K: 0 S: 7 H: 0 LOB: 0 BB: 0 P: 12	R: 0 E: 0 K: 0 S: 4 H: 0 LOB: 0 BB: 0 P: 8	R: 4 E: 0 K: 1 S: 10 H: 2 LOB: 1 BB: 2 P: 21	1B: 5 2B: 2 3B: 0 HR: 2 SF: 0 SAC: 0 DP: 0 HBP: 0						

PITCHER	IP	WLS	BF	H	R	ER	SO	BB	IBB	HBP	BLK	WP	HR	S	P	ERA	WHIP
Andy Benes, R (1, 1) ERA: 3.8	8.0		32	7	2	2	4	0	1	0	0	0	1	60	101	2.25	0.875
Felix Rodriguez, R (9, 1) ERA: 12.27	0.2	L	6	2	4	4	1	2	0	0	0	1	1	10	21	54.00	6.000

PITCHER	IP	WLS	BF	H	R	ER	SO	BB	IBB	HBP	BLK	WP	HR	S	P	ERA	WHIP

BOTTOM

Arizona Diamondbacks @ San Diego Padres

Qualcomm Stadium, San Diego, CA

Fri Apr 10 1998, 10:05 PM EDT

Att. 27,243 - Unknown - 63 F

livebaseballscorecards.com

AB	35
R	6
H	9
RBI	6
BB	3
SO	5
LOB	15

Arizona Diamondbacks @ San Diego Padres

Qualcomm Stadium, San Diego, CA

Sat Apr 11 1998, 10:05 PM EDT

Att. 37,753 - Cloudy - 63 F

livebaseballscorecards.com

Batter	1	2	3	4	5	6	7	8	9	AB	R	H	RBI	BB	SO	LOB
Devon White, S (1, 8) OBP: 0.286, SLG: 0.237 Chris Jones, R (7, 9) OBP: 0.364, SLG: 0.400	S S S 0-3 ① K		H 1-0 HBP			S S S 0-3 ① K		x 0-0 ② G4-3 1-2		2	0	0	0	0	2	0
										1	0	0	0	0	0	1
Jay Bell, R (1, 6) OBP: 0.378, SLG: 0.475 Tony Batista, R (7, 6) OBP: 0.333, SLG: 0.273	x 0-0 ② F7		x 0-0 ③ F8			x 0-0 G4-3 2B		x 0-0 G6-3		3	0	1	0	0	0	2
										1	0	0	0	0	0	1
Travis Lee, L (1, 3) OBP: 0.289, SLG: 0.349	x 0-0 ③ G1-4-3			x 0-0 ① G4-3		x 0-0 ② G4-3 2-3			x 0-0 G4-6-3 1B	4	0	1	0	0	0	1
Matt Williams, R (1, 5) OBP: 0.295, SLG: 0.429 Russ Springer, R (7, 1) Omar Daal, L (8, 1) Kelly Stinnett, R (9, PH) OBP: 0.125, SLG: 0.125		S S S 0-3 ① K		x 0-0 L3-6 2B		x 0-0 ③ G1-3			x 0-0 ① F7	3	0	1	0	0	1	1
										0	0	0	0	0	0	0
										0	0	0	0	0	0	0
										1	0	0	0	0	0	1
Jorge Fabregas, L (1, 2) OBP: 0.306, SLG: 0.300		x 0-0 ② F9		x 0-0 ② ③ L3-6 2-3			x 0-0 ① L4		x 0-0 ② ③ G4-6-3 1-2f	4	0	0	0	0	0	2
Karim Garcia, L (1, 9) OBP: 0.118, SLG: 0.212 (7, 8)		x 0-0 ③ G4-3			x 0-0 ① G4-3		x 0-0 ② F7			3	0	0	0	0	0	0
Brent Brede, L (1, 7) OBP: 0.152, SLG: 0.258			S S S 0-3 ① K		x 0-0 ② G4-3		x 0-0 ③ F7			3	0	0	0	0	1	0
Andy Stankiewicz, R (1, 4) OBP: 0.294, SLG: 0.412			x 0-0 G6-3 2B		x 0-0 1B			x 0-0 FC4-6 1B		3	0	3	0	0	0	0
Joel Adamson, L (1, 1) Barry Manuel, R (4, 1) Yamil Benitez, R (5, PH) OBP: 0.250, SLG: 0.222 Gregg Olson, R (5, 1) Andy Fox, L (7, 5) OBP: 0.500, SLG: 0.429			x 0-0 ② G6-3 2-3		S S S 0-3 ③ K			x 0-0 ① FC4-6 G4-3 1-2f		1	0	0	0	0	0	1
										0	0	0	0	0	0	0
										1	0	0	0	0	1	1
										0	0	0	0	0	0	0
										1	0	0	0	0	0	1
Inning Stats	R: 0 E: 0 K: 1 S: 5 H: 0 LOB: 0 BB: 0 P: 5	R: 0 E: 0 K: 1 S: 5 H: 0 LOB: 0 BB: 0 P: 5	R: 0 E: 0 K: 1 S: 6 H: 1 LOB: 2 BB: 0 P: 7	R: 0 E: 0 K: 0 S: 3 H: 1 LOB: 0 BB: 0 P: 3	R: 0 E: 0 K: 1 S: 6 H: 1 LOB: 1 BB: 0 P: 6	R: 0 E: 0 K: 1 S: 6 H: 1 LOB: 1 BB: 0 P: 6	R: 0 E: 0 K: 0 S: 3 H: 0 LOB: 0 BB: 0 P: 3	R: 0 E: 0 K: 0 S: 4 H: 1 LOB: 1 BB: 0 P: 4	R: 0 E: 0 K: 0 S: 3 H: 1 LOB: 0 BB: 0 P: 3	1B: 3 2B: 4 3B: 0 HR: 0	SF: 0 SAC: 0 DP: 2 HBP: 1						

TOP

AB	31
R	0
H	6
RBI	0
BB	0
SO	5
LOB	12

WP: 0 PB: 0 SB: 0 CS: 0 PA: 32

PITCHER		IP	WLS	BF	H	R	ER	SO	BB	IBB	HBP	BLK	WP	HR	S	P	ERA	WHIP
Pete Smith, R ERA: 2.7	(1, 1)	5.0	W	18	3	0	0	4	0	0	1	0	0	0	25	26	0.00	0.600
Carlos Reyes, R ERA:	(6, 1)	2.0		7	1	0	0	1	0	0	0	0	0	0	9	9	0.00	0.500
Don Wengert, R ERA: 12.27	(8, 1)	1.0		4	1	0	0	0	0	0	0	0	0	0	4	4	0.00	1.000
Sterling Hitchcock, L ERA: 11.25	(9, 1)	1.0		3	1	0	0	0	0	0	0	0	0	0	3	3	0.00	1.000

PITCHER	IP	WLS	BF	H	R	ER	SO	BB	IBB	HBP	BLK	WP	HR	S	P	ERA	WHIP

BOTTOM

Arizona Diamondbacks @ San Diego Padres

Qualcomm Stadium, San Diego, CA

Sat Apr 11 1998, 10:05 PM EDT

Att. 37,753 - Cloudy - 63 F

livebaseballscorecards.com

Batter	1	2	3	4	5	6	7	8	9	AB	R	H	RBI	BB	SO	LOB
Quilvio Veras, S (1, 4) OBP: 0.388, SLG: 0.211	K		1B		BB		G3-1			3	2	1	1	1	1	0
Don Wengert, R (8, 1)										0	0	0	0	0	0	0
Sterling Hitchcock, L (9, 1)										0	0	0	0	0	0	0
James Mouton, R (1, 8) OBP: 0.286, SLG: 0.462	G5-3		HR		E		1B			4	2	3	1	0	0	0
Tony Gwynn, L (1, 9) OBP: 0.396, SLG: 0.512	F7		HR		E8		F9			3	1	2	2	0	0	0
Andy Sheets, R (5, PR)										1	0	0	0	0	0	1
(6, 5)																
Ken Caminiti, S (1, 5) OBP: 0.304, SLG: 0.698		K	HR		F8		K			3	1	1	3	0	1	1
Carlos Reyes, S (6, 1)										0	0	0	0	0	0	0
Ed Giovanola, L (7, PH)										1	0	0	0	0	1	1
(8, 4)																
Greg Vaughn, R (1, 7) OBP: 0.421, SLG: 0.433		P5	G5-3		K			G5-4-3		3	0	0	0	1	1	1
								BB								
Archi Cianfrocco, R (1, 3) OBP: 0.273, SLG: 0.300		F8		2B	K			G5-4-3		4	0	1	0	0	1	2
								1-2f								
Carlos Hernandez, R (1, 2) OBP: 0.333, SLG: 0.387			SH1-3 1B HBP	G5-3		P4		G6-3		3	1	0	0	0	0	1
Chris Gomez, R (1, 6) OBP: 0.357, SLG: 0.432			K	F8		G4-3 1B				3	0	1	0	0	1	2
Pete Smith, R (1, 1)										1	0	0	0	0	1	1
Mark Sweeney, L (6, 9) OBP: 0.250, SLG: 0.100			SH1-3	K		G4-3				1	0	0	0	0	0	1
			1-2			1-2f										

Inning Stats	1	2	3	4	5	6	7	8	9
	R: 0 E: 0 K: 1 S: 5	H: 0 LOB: 0 BB: 0 P: 5	R: 0 E: 0 K: 1 S: 5	H: 0 LOB: 0 BB: 0 P: 5	R: 5 E: 0 K: 1 S: 9	H: 4 LOB: 0 BB: 0 P: 10	R: 0 E: 0 K: 1 S: 6	H: 1 LOB: 1 BB: 0 P: 6	R: 2 E: 1 K: 2 S: 9	H: 2 LOB: 1 BB: 1 P: 13	R: 0 E: 0 K: 0 S: 3	H: 1 LOB: 0 BB: 0 P: 3	R: 0 E: 0 K: 1 S: 6	H: 1 LOB: 1 BB: 0 P: 6	R: 0 E: 0 K: 0 S: 2	H: 0 LOB: 0 BB: 1 P: 6

AB	30
R	7
H	9
RBI	7
BB	2
SO	7
LOB	11

		1B: 6	SF: 0	WP: 0	PA: 34
		2B: 2	SAC: 1	PB: 0	
		3B: 0	DP: 2	SB: 1	
		HR: 1	HBP: 1	CS: 0	

PITCHER		IP	WLS	BF	H	R	ER	SO	BB	IBB	HBP	BLK	WP	HR	S	P	ERA	WHIP
Joel Adamson, L ERA: 8.0	(1, 1)	3.0	L	15	5	5	5	3	0	0	1	0	0	1	20	21	15.00	1.667
Barry Manuel, R ERA: 6.23	(4, 1)	1.0		3	0	0	0	1	0	0	0	0	0	0	5	5	0.00	0.000
Gregg Olson, R ERA: 7.2	(5, 1)	2.0		9	3	2	2	2	1	0	0	0	0	0	12	16	9.00	2.000
Russ Springer, R ERA:	(7, 1)	1.0		4	1	0	0	1	0	0	0	0	0	0	6	6	0.00	1.000
Omar Daal, L ERA: 3.38	(8, 1)	1.0		3	0	0	0	0	1	0	0	0	0	0	2	6	0.00	1.000

PITCHER	IP	WLS	BF	H	R	ER	SO	BB	IBB	HBP	BLK	WP	HR	S	P	ERA	WHIP

Arizona Diamondbacks @ San Diego Padres

Qualcomm Stadium, San Diego, CA

Sun Apr 12 1998, 6:33 AM EDT

Att. 26,217 - Cloudy - 62 F

livebaseballscorecards.com

Batter	1	2	3	4	5	6	7	8	9	AB	R	H	RBI	BB	SO	LOB
Devon White, S (1, 8) OBP: 0.261, SLG: 0.214	K		F7			F8		F8		4	0	0	0	0	1	1
Jay Bell, R (1, 6) OBP: 0.347, SLG: 0.432	F7		K			E6		F9		4	0	0	0	0	1	1
Travis Lee, L (1, 3) OBP: 0.286, SLG: 0.404	HR			E3		G3		K		4	1	1	1	0	1	2
Matt Williams, R (1, 5) OBP: 0.292, SLG: 0.435	2B			K		G6-3			K	4	0	1	0	0	2	2
Yamil Benitez, R (1, 7) OBP: 0.292, SLG: 0.409	K			G6-4-3			HR		K	4	1	2	1	0	2	1
Karim Garcia, L (1, 9) OBP: 0.105, SLG: 0.189		K		G6-4-3			K		F9	4	0	0	0	0	2	2
Kelly Stinnett, R (1, 2) OBP: 0.091, SLG: 0.091		P4			F9		G4-3			3	0	0	0	0	0	0
Tony Batista, R (1, 4) OBP: 0.267, SLG: 0.214		G6-3			G4-3		P4			3	0	0	0	0	0	0
Willie Blair, R (1, 1)			P4		G5-3			BB		2	0	0	0	0	0	0
Andy Fox, L (8, PH) OBP: 0.556, SLG: 0.429										0	0	0	0	1	0	0
Omar Daal, L (8, 1)										0	0	0	0	0	0	0
Inning Stats	R: 1 E: 0 K: 2 S: 9 H: 2 LOB: 1 BB: 0 P: 9	R: 0 E: 0 K: 1 S: 5 H: 0 LOB: 0 BB: 0 P: 5	R: 0 E: 0 K: 1 S: 5 H: 0 LOB: 0 BB: 0 P: 5	R: 0 E: 1 K: 1 S: 6 H: 1 LOB: 1 BB: 0 P: 6	R: 0 E: 0 K: 0 S: 3 H: 0 LOB: 0 BB: 0 P: 3	R: 0 E: 1 K: 0 S: 4 H: 0 LOB: 1 BB: 0 P: 4	R: 1 E: 0 K: 1 S: 6 H: 1 LOB: 0 BB: 0 P: 6	R: 0 E: 0 K: 1 S: 5 H: 0 LOB: 1 BB: 1 P: 9	R: 0 E: 0 K: 2 S: 7 H: 0 LOB: 0 BB: 0 P: 7	1B: 1 2B: 1 3B: 0 HR: 2	SF: 0 SAC: 0 DP: 1 HBP: 0						

TOP

AB	32
R	2
H	4
RBI	2
BB	1
SO	9
LOB	9

WP: 0 PB: 0 SB: 0 CS: 0 PA: 33

PITCHER		IP	WLS	BF	H	R	ER	SO	BB	IBB	HBP	BLK	WP	HR	S	P	ERA	WHIP
Joey Hamilton, R ERA: 4.43	(1, 1)	8.0	W	30	4	2	2	7	1	0	0	0	0	2	43	47	2.25	0.625
Trevor Hoffman, R ERA: 3.6	(9, 1)	1.0	S	3	0	0	0	2	0	0	0	0	0	0	7	7	0.00	0.000

PITCHER		IP	WLS	BF	H	R	ER	SO	BB	IBB	HBP	BLK	WP	HR	S	P	ERA	WHIP

Batter	1	2	3	4	5	6	7	8	9	AB	R	H	RBI	BB	SO	LOB
Quilvio Veras, S (1, 4) OBP: 0.358, SLG: 0.190	G1-3		G4-3		F7		G1-3 3-H			4	0	0	0	0	0	0
Mark Sweeney, L (1, 9) OBP: 0.200, SLG: 0.077	F8		F8		G6-3			F8		3	0	0	0	0	0	0
James Mouton, R (8, PH) (9, 9) OBP: 0.267, SLG: 0.429										1	0	0	0	0	0	0
Steve Finley, L (1, 8) OBP: 0.288, SLG: 0.458	S 1B		F8			G1-3		G3		4	0	1	0	0	0	0
Ken Caminiti, S (1, 5) OBP: 0.320, SLG: 0.739	P5 1-2			HR		BBB BB		SSS K		3	1	1	1	1	1	1
Wally Joyner, L (1, 3) OBP: 0.452, SLG: 0.639		G3		G4-3		P6				3	0	0	0	0	0	1
Greg Vaughn, R (1, 7) OBP: 0.415, SLG: 0.406		BBB S HR BB		SSS K		SSS K				2	1	0	0	1	2	1
Greg Myers, L (1, 2) OBP: 0.450, SLG: 0.529		F7 1-2		1B			G3			3	0	1	0	0	0	1
Andy Sheets, R (1, 6) OBP: 0.444, SLG: 0.857		HR 2-H		SSS K			G6-3 WP 2B			3	2	2	2	0	1	1
Joey Hamilton, R (1, 1) OBP: 0.143, SLG: 0.143		SSS K			SSS K		G6-3 2-3			3	0	0	0	0	2	1
Trevor Hoffman, R (9, 1)										0	0	0	0	0	0	0
Inning Stats	R: 0 E: 0 K: 0 S: 4 H: 1 LOB: 1 BB: 0 P: 4	R: 2 E: 0 K: 1 S: 6 H: 1 LOB: 0 BB: 1 P: 10	R: 0 E: 0 K: 0 S: 3 H: 0 LOB: 0 BB: 0 P: 3	R: 1 E: 0 K: 2 S: 9 H: 2 LOB: 1 BB: 0 P: 9	R: 0 E: 0 K: 1 S: 5 H: 0 LOB: 0 BB: 0 P: 5	R: 0 E: 0 K: 1 S: 5 H: 0 LOB: 1 BB: 1 P: 9	R: 1 E: 0 K: 0 S: 4 H: 1 LOB: 0 BB: 0 P: 4	R: 0 E: 0 K: 1 S: 5 H: 0 LOB: 0 BB: 0 P: 5		1B: 2 2B: 1 3B: 0 HR: 2	SF: 0 SAC: 0 DP: 0 HBP: 0						

PITCHER	IP	WLS	BF	H	R	ER	SO	BB	IBB	HBP	BLK	WP	HR	S	P	ERA	WHIP
Willie Blair, R (1, 1) ERA: 7.64	7.0	L	28	5	4	4	5	2	0	0	0	1	2	36	44	5.14	1.000
Omar Daal, L (8, 1) ERA: 2.45	1.0		3	0	0	0	1	0	0	0	0	0	0	5	5	0.00	0.000

PITCHER	IP	WLS	BF	H	R	ER	SO	BB	IBB	HBP	BLK	WP	HR	S	P	ERA	WHIP

BOTTOM

Arizona Diamondbacks @ San Diego Padres

Qualcomm Stadium, San Diego, CA

Sun Apr 12 1998, 6:33 AM EDT
Att. 26,217 - Cloudy - 62 F

livebaseballscorecards.com

AB	29
R	4
H	5
RBI	3
BB	2
SO	6
LOB	6

1B: 2	SF: 0	WP: 1	PA: 31
2B: 1	SAC: 0	PB: 0	
3B: 0	DP: 0	SB: 2	
HR: 2	HBP: 0	CS: 0	

Batter	1	2	3	4	5	6	7	8	9	AB	R	H	RBI	BB	SO	LOB
Devon White, S (1, 8) OBP: 0.240, SLG: 0.196	SSS 0-3 ① K		x 0-0 ② G3		SSS 0-3 ③ K		SSS 0-3 ③ K			4	0	0	0	0	3	2
Andy Fox, L (1, 9) OBP: 0.462, SLG: 0.364	x 0-0 G4-3 S 1B		x 0-0 ③ F8			x 0-0 ① G3		x 0-0 ① G4-3		4	0	1	0	0	0	0
Jay Bell, R (1, 6) OBP: 0.321, SLG: 0.396	x 0-0 ② G4-3 1-3			x 0-0 ① G6-3		SSS 0-3 ② K		SSS 0-3 ② K		4	0	0	0	0	2	1
Travis Lee, L (1, 3) OBP: 0.302, SLG: 0.388	BBBB 4-0 BB			x 0-0 ② G4-3		BBBB 4-0 1B BB		x 0-0 ③ F7		2	0	0	0	2	0	0
Matt Williams, R (1, 5) OBP: 0.308, SLG: 0.440	x 0-0 ③ G5-3			x 0-0 1B		x 0-0 FC5-4 1-3 1B			x 0-0 ① G1-3	4	0	2	0	0	0	2
Yamil Benitez, R (1, 7) OBP: 0.250, SLG: 0.346		x 0-0 ① G6-3		x 0-0 ③ G1-3		x 0-0 ③ FC5-4 1-2f			x 0-0 ② G6-3	4	0	0	0	0	0	3
Jorge Fabregas, L (1, 2) OBP: 0.275, SLG: 0.265		SSS 0-3 ② K			x 0-0 ① G4-3		x 0-0 E4 SH3-4		x 0-0 ③ G6-3	4	0	0	0	0	1	0
Andy Stankiewicz, R (1, 4) OBP: 0.250, SLG: 0.350		x 0-0 ③ G5-3			x 0-0 ② G6-3		x 0-0 ① F9			3	0	0	0	0	0	1
Brian Anderson, R (1, 1) OBP: 0.167, SLG: 0.167			SSS 0-3 ① K		x 0-0 1B		x 0-0 ② SH3-4 1-2			2	0	1	0	0	1	0
Inning Stats	R: 0 H: 1 E: 0 LOB: 2 K: 1 BB: 1 S: 6 P: 10	R: 0 H: 0 E: 0 LOB: 0 K: 1 BB: 0 S: 5 P: 5	R: 0 H: 0 E: 0 LOB: 0 K: 1 BB: 0 S: 5 P: 5	R: 0 H: 1 E: 0 LOB: 1 K: 0 BB: 0 S: 4 P: 4	R: 0 H: 1 E: 0 LOB: 1 K: 1 BB: 0 S: 6 P: 6	R: 0 H: 1 E: 0 LOB: 2 K: 1 BB: 1 S: 6 P: 10	R: 0 H: 0 E: 1 LOB: 1 K: 1 BB: 0 S: 6 P: 6	R: 0 H: 0 E: 0 LOB: 0 K: 1 BB: 0 S: 5 P: 5	R: 0 H: 0 E: 0 LOB: 0 K: 0 BB: 0 S: 3 P: 3	1B: 4 SF: 0 2B: 0 SAC: 1 3B: 0 DP: 0 HR: 0 HBP: 0						

PITCHER	IP	WLS	BF	H	R	ER	SO	BB	IBB	HBP	BLK	WP	HR	S	P	ERA	WHIP
Andy Ashby, R (1, 1) ERA: 2.49	9.0	W	34	4	0	0	7	2	0	0	0	0	0	46	54	0.00	0.667

PITCHER	IP	WLS	BF	H	R	ER	SO	BB	IBB	HBP	BLK	WP	HR	S	P	ERA	WHIP

TOP

Arizona Diamondbacks @ San Diego Padres

Qualcomm Stadium, San Diego, CA

Mon Apr 13 1998, 6:33 AM EDT

Att. 36,278 - Cloudy - 69 F

livebaseballscorecards.com

AB	31
R	0
H	4
RBI	0
BB	2
SO	7
LOB	9

WP: 0	PA: 34		
PB: 0			
SB: 1			
CS: 0			

Batter	1	2	3	4	5	6	7	8	9	AB	R	H	RBI	BB	SO	LOB
Andy Sheets, R (1, 4) (8, 5) OBP: 0.417, SLG: 0.700	FC4-6 1B		K			F8				3	0	1	0	0	1	0
Steve Finley, L (1, 8) OBP: 0.273, SLG: 0.431	FC4-6 BLK 1-2f			G4-3		G4-3				3	0	0	0	0	0	1
Tony Gwynn, L (1, 9) OBP: 0.392, SLG: 0.500	F7 1-2			1B		F8				3	0	1	0	0	0	1
Ken Caminiti, S (1, 5) OBP: 0.302, SLG: 0.694 Ed Giovanola, L (8, 4)	F9			F7			K			3 0	0 0	0 0	0 0	0 0	1 0	2 0
Greg Vaughn, R (1, 7) OBP: 0.386, SLG: 0.371 James Mouton, R (8, 7) OBP: 0.267, SLG: 0.429		F7		F8			F7			3 0	0 0	0 0	0 0	0 0	0 0	1 0
Archi Cianfrocco, R (1, 3) OBP: 0.286, SLG: 0.538		G5-3			HR		F9			3	1	1	1	0	0	0
Carlos Hernandez, R (1, 2) OBP: 0.306, SLG: 0.353		L5			K			P3		3	0	0	0	0	1	0
Chris Gomez, R (1, 6) OBP: 0.333, SLG: 0.400			P3		G5-3			F8		3	0	0	0	0	0	0
Andy Ashby, R (1, 1) OBP: 0.143, SLG: 0.143			K		K			F9		3	0	0	0	0	2	0
Inning Stats	R: 0 E: 0 K: 0 S: 4 H: 1 LOB: 1 BB: 0 P: 4	R: 0 E: 0 K: 0 S: 3 H: 0 LOB: 0 BB: 0 P: 3	R: 0 E: 0 K: 2 S: 7 H: 0 LOB: 0 BB: 0 P: 7	R: 0 E: 0 K: 0 S: 4 H: 1 LOB: 1 BB: 0 P: 4	R: 1 E: 0 K: 2 S: 8 H: 1 LOB: 0 BB: 0 P: 8	R: 0 E: 0 K: 0 S: 3 H: 0 LOB: 0 BB: 0 P: 3	R: 0 E: 0 K: 1 S: 5 H: 0 LOB: 0 BB: 0 P: 5	R: 0 E: 0 K: 0 S: 3 H: 0 LOB: 0 BB: 0 P: 3		1B: 2 2B: 0 3B: 0 HR: 1	SF: 0 SAC: 0 DP: 0 HBP: 0					

PITCHER	IP	WLS	BF	H	R	ER	SO	BB	IBB	HBP	BLK	WP	HR	S	P	ERA	WHIP
Brian Anderson, L (1, 1) ERA: 2.45	8.0	L	27	3	1	1	5	0	0	0	1	0	1	37	37	1.12	0.375

PITCHER	IP	WLS	BF	H	R	ER	SO	BB	IBB	HBP	BLK	WP	HR	S	P	ERA	WHIP

BOTTOM

Arizona Diamondbacks @ San Diego Padres

Qualcomm Stadium, San Diego, CA

Mon Apr 13 1998, 6:33 AM EDT

Att. 36,278 - Cloudy - 69 F

livebaseballscorecards.com

AB	27
R	1
H	3
RBI	1
BB	0
SO	5
LOB	5

San Diego Padres @ San Francisco Giants

3Com Park at Candlestick Point, San Francisco, CA

Tue Apr 14 1998, 10:05 PM EDT

Att. 11,669 - Cloudy - 58 F

livebaseballscorecards.com

TOP

Batter	1	2	3	4	5	6	7	8	9	AB	R	H	RBI	BB	SO	LOB
Quilvio Veras, S (1, 4) OBP: 0.379, SLG: 0.234	C B C X 1-2 E S 1B 1B	C X 0-1 G4-3 G3 1B		C B B C X 2-2 ① G1-3	B X 1-0 1-2 2-H 1B		B B C X 2-1 ③ G6-3			5	1	3	1	0	0	1
Steve Finley, L (1, 8) OBP: 0.283, SLG: 0.446	B B 1 SAFE C X 2-1 1B 1-H 2B 1B	C X 0-1 ① G3 1-2		X 0-0 F9 2B	B F X 1-1 ③ G4-3			X 0-0 ① B1		5	1	2	1	0	0	3
Tony Gwynn, L (1, 9) OBP: 0.375, SLG: 0.471	B 1 SAFE 1 SAFE X 1-0 2B 1-3 HR 1B	C F X 0-2 ② G4-3 2-3		C B B X 2-1 ② F9 2-3		X 0-0 ① F8		C F X 0-2 ② G3		5	1	1	0	0	0	2
Wally Joyner, L (1, 3) OBP: 0.468, SLG: 0.650	C X 0-1 1-3 HR 3-H 2B	B B C B C X 3-2 ③ L8		B B F B B 4-1 FC6-4 BB		X 0-0 G5-3 1B		B X 1-0 ③ P5		4	1	2	1	1	0	1
Greg Vaughn, R (1, 7) OBP: 0.388, SLG: 0.525	X 0-0 2-H 3-H HR	B S B X 2-1 HR	C B B C X 2-2 ③ FC6-4 1-2f		S F B X 1-2 ② G5-3 1-2				S B C F B X 2-2 ① F7	5	2	2	4	0	0	3
Greg Myers, L (1, 2) OBP: 0.440, SLG: 0.500	C C F F F X 0-2 1B	X 0-0 ① G3			F C F B X 1-2 24 1B 1B 1B	B C S S 1-3 ③ K			S B C F X 1-2 ② L8	5	0	2	0	0	1	1
Archi Cianfrocco, R (1, 5) OBP: 0.316, SLG: 0.556	S B C C 1-3 ① K	C B B B F S 3-3 ② K		F B C X 1-2 24 1B 1-2 1B 1B			F B F B F X 2-2 G6-4-3 2B		F S B B C 2-3 ③ K	5	1	2	0	0	3	1
Chris Gomez, R (1, 6) OBP: 0.347, SLG: 0.381	F S B F S 1-3 ② K	B S F B B B 4-2 BB		B B X 2-0 ① L6			S H 1-1 G6-4-3 HBP			2	0	0	0	1	1	3
24 Mark Langston, R (1, 1) OBP: 0.375, SLG: 0.429 Brian Boehringer, S (5, 1) Carlos Reyes, S (5, 1) Mark Sweeney, L (7, PH) OBP: 0.188, SLG: 0.071 Don Wengert, R (7, 1) Dan Miceli, R (8, 1)	B F F F B F B X 3-2 ③ F8	C T T 0-2 ③ K			X 0-0 ② 1-2 2-H 1B 1B		C X 0-1 ① ② G6-4-3 1-2f 2-3			3 0 0 1 0 0	0 0 0 0 0 0	1 0 0 0 0 0	0 0 0 0 0 0	0 0 0 0 0 0	1 0 0 0 0 0	2 0 0 2 0 0
Inning Stats	R: 5 E: 0 K: 2 S: 27 H: 6 LOB: 1 BB: 0 P: 36	R: 0 E: 0 K: 0 S: 10 H: 1 LOB: 1 BB: 0 P: 13	R: 1 E: 0 K: 2 S: 11 H: 1 LOB: 1 BB: 1 P: 20	R: 0 E: 0 K: 0 S: 10 H: 1 LOB: 2 BB: 1 P: 20	R: 1 E: 0 K: 0 S: 12 H: 4 LOB: 2 BB: 0 P: 18	R: 0 E: 0 K: 1 S: 8 H: 1 LOB: 1 BB: 0 P: 10	R: 0 E: 0 K: 0 S: 9 H: 1 LOB: 1 BB: 0 P: 14	R: 0 E: 0 K: 0 S: 5 H: 0 LOB: 0 BB: 0 P: 6	R: 0 E: 0 K: 1 S: 11 H: 0 LOB: 0 BB: 0 P: 16	1B: 10 2B: 3 3B: 0 HR: 2 SF: 0 SAC: 0 DP: 1 HBP: 1						

	AB	40
	R	7
	H	15
	RBI	7
	BB	2
	SO	6
	LOB	19

WP: 0 PB: 0 SB: 1 CS: 0 PA: 43

PITCHER		IP	WLS	BF	H	R	ER	SO	BB	IBB	HBP	BLK	WP	HR	S	P	ERA	WHIP
Mark Gardner, R ERA: 6.19	(1, 1)	4.0		23	9	6	6	4	2	0	0	0	0	2	58	89	13.50	2.750
Jim Poole, L ERA: 3.38	(5, 1)	1.1		8	5	1	1	0	0	0	0	0	0	0	14	20	6.75	3.750
Julian Tavarez, R ERA: 3.86	(6, 1)	1.2	W	6	1	0	0	1	0	0	1	0	0	0	15	22	0.00	0.600
Rich Rodriguez, L ERA: 9.0	(8, 1)	1.0		3	0	0	0	0	0	0	0	0	0	0	5	6	0.00	0.000
Robb Nen, R ERA: 1.0	(9, 1)	1.0		3	0	0	0	1	0	0	0	0	0	0	11	16	0.00	0.000

PITCHER	IP	WLS	BF	H	R	ER	SO	BB	IBB	HBP	BLK	WP	HR	S	P	ERA	WHIP

Batter	1	2	3	4	5	6	7	8	9	AB	R	H	RBI	BB	SO	LOB
Alex Diaz, S (1, 8) OBP: 0.176, SLG: 0.235	F7	2B		FC6-4	G3		FC6-4			5	0	1	1	0	0	3
Rey Sanchez, R (1, 6) OBP: 0.500, SLG: 0.538	WP, 2B, BB	G6-3			HR, BB 2B		G6-3			3	2	1	1	2	0	2
Barry Bonds, L (1, 7) OBP: 0.343, SLG: 0.500	K		F8		HR IBB			K		4	1	1	2	1	2	1
Jeff Kent, R (1, 4) OBP: 0.400, SLG: 0.500	HR, 2B		G5-3		1B K			1B, WP, PB, HBP		4	3	2	1	0	1	2
Stan Javier, S (1, 9) OBP: 0.390, SLG: 0.333	HR, BB		BB		BB CS, 1B			PB, 1B		2	3	2	0	3	0	0
Charlie Hayes, R (1, 5) OBP: 0.304, SLG: 0.474 Robb Nen, R (9, 1)	HR		K		1B F8			L8		4 0	2 0	1 0	3 0	1 0	1 0	3 0
J.T. Snow, L (1, 3) OBP: 0.373, SLG: 0.347	K			P7	1B, G3 1B		K	1B		5	1	2	3	0	2	1
Brian Johnson, R (1, 2) OBP: 0.326, SLG: 0.381		G6-3		K, FC6-4	SH2-4 1B	CS	FC6-4 1B			4	1	2	1	0	1	0
Mark Gardner, R (1, 1) Jim Poole, L (5, 1) Julian Tavarez, L (6, 1) Marvin Benard, L (7, PH) OBP: 0.286, SLG: 0.286 Rich Rodriguez, L (8, 1) Bill Mueller, S (9, 5) OBP: 0.436, SLG: 0.522		2B, BB		F9	SH2-4		K			1 0 0 1 0 0 0	0 0 0 0 0 0 0	0 0 0 0 0 0 0	0 0 0 0 0 0 0	1 0 0 0 0 0 0	0 0 0 0 1 0 0	1 0 0 1 1 0 0
Inning Stats	R: 4 E: 0 K: 2 S: 18 H: 2 LOB: 0 BB: 2 P: 30	R: 0 E: 0 K: 0 S: 7 H: 1 LOB: 1 BB: 1 P: 15	R: 0 E: 0 K: 1 S: 7 H: 0 LOB: 1 BB: 1 P: 13	R: 0 E: 0 K: 1 S: 9 H: 0 LOB: 1 BB: 0 P: 16	R: 7 E: 0 K: 1 S: 30 H: 5 LOB: 2 BB: 4 P: 53	R: 0 E: 0 K: 1 S: 7 H: 1 LOB: 0 BB: 0 P: 10	R: 0 E: 0 K: 1 S: 8 H: 1 LOB: 1 BB: 0 P: 11	R: 2 E: 0 K: 1 S: 9 H: 2 LOB: 1 BB: 0 P: 18		1B: 7 2B: 3 3B: 0 HR: 2 SF: 0 SAC: 1 DP: 0 HBP: 1						

PITCHER		IP	WLS	BF	H	R	ER	SO	BB	IBB	HBP	BLK	WP	HR	S	P	ERA	WHIP
24 Mark Langston, L ERA: 6.46	(1, 1)	4.0		21	4	6	6	4	5	0	0	0	2	2	46	85	13.50	2.250
Brian Boehringer, R ERA: 10.8	(5, 1)	0.2	L	9	4	5	5	0	2	1	0	0	0	0	21	36	67.50	9.000
Carlos Reyes, R ERA:	(5, 1)	1.1		4	1	0	0	2	0	0	0	0	0	0	11	16	0.00	0.750
Don Wengert, R ERA: 9.64	(7, 1)	1.0		4	1	0	0	1	0	0	0	0	0	0	8	11	0.00	1.000
Dan Miceli, R ERA: 2.61	(8, 1)	1.0		5	2	2	1	1	0	0	1	0	1	0	9	18	9.00	2.000

PITCHER	IP	WLS	BF	H	R	ER	SO	BB	IBB	HBP	BLK	WP	HR	S	P	ERA	WHIP

BOTTOM

San Diego Padres @ San Francisco Giants

3Com Park at Candlestick Point, San Francisco, CA

Tue Apr 14 1998, 10:05 PM EDT

Att. 11,669 - Cloudy - 58 F

livebaseballscorecards.com

AB	33
R	13
H	12
RBI	12
BB	8
SO	8
LOB	14

WP: 3 PA: 44
PB: 1
SB: 1
CS: 1

San Diego Padres @ San Francisco Giants

3Com Park at Candlestick Point, San Francisco, CA

Wed Apr 15 1998, 10:05 PM EDT

Att. 16,255 - Unknown - 55 F

TOP

livebaseballscorecards.com

Batter	1	2	3	4	5	6	7	8	9	AB	R	H	RBI	BB	SO	LOB
Quilvio Veras, S (1, 4) OBP: 0.381, SLG: 0.250	F9 1B 1B	K			FC4-6 1B		F9		G3	5	0	2	0	0	1	4
Steve Finley, L (1, 8) OBP: 0.281, SLG: 0.433	CS 1-2 1B		L9		FC4-6 1-2f		FC6 1-2f			4	0	1	0	0	0	3
Tony Gwynn, L (1, 9) OBP: 0.350, SLG: 0.436	F9 2-3		P7		L9			F7		4	0	0	0	0	0	3
Ken Caminiti, S (1, 5) OBP: 0.333, SLG: 0.686	1-2 BB		BB			K		WP 1B		2	0	1	0	2	1	0
Wally Joyner, L (1, 3) OBP: 0.431, SLG: 0.591	F7		F7			G4-3		L7 1-2		4	0	0	0	0	0	4
Greg Vaughn, R (1, 7) OBP: 0.377, SLG: 0.568 James Mouton, R (8, 7) OBP: 0.267, SLG: 0.429		HR		P9		G1-3		L7		4 0	1 0	1 0	1 0	0 0	0 0	1 0
Carlos Hernandez, R (1, 2) OBP: 0.300, SLG: 0.342		K		G6-3			FC6-4 1B		F7	4	0	1	0	0	1	0
Chris Gomez, R (1, 6) OBP: 0.321, SLG: 0.348		G5-3		K			FC6-4 1-2f 1B		K	4	0	0	0	0	2	1
Kevin Brown, R (1, 1) OBP: 0.333, SLG: 0.417		1B			K		FC6 1-2 1B		1B	4	0	3	0	0	1	0
Inning Stats	R: 0 E: 0 K: 0 S: 14 H: 2 LOB: 2 BB: 1 P: 24	R: 1 E: 0 K: 2 S: 9 H: 2 LOB: 1 BB: 0 P: 15	R: 0 E: 0 K: 0 S: 10 H: 0 LOB: 1 BB: 1 P: 16	R: 0 E: 0 K: 1 S: 6 H: 0 LOB: 0 BB: 0 P: 8	R: 0 E: 0 K: 1 S: 11 H: 1 LOB: 1 BB: 0 P: 15	R: 0 E: 0 K: 1 S: 8 H: 0 LOB: 0 BB: 0 P: 10	R: 0 E: 0 K: 0 S: 9 H: 2 LOB: 2 BB: 0 P: 12	R: 0 E: 0 K: 0 S: 7 H: 1 LOB: 1 BB: 0 P: 10	R: 0 E: 0 K: 1 S: 9 H: 1 LOB: 1 BB: 0 P: 14	1B: 8 2B: 0 3B: 0 HR: 1 SF: 0 SAC: 0 DP: 0 HBP: 0						

	AB	35
	R	1
	H	9
	RBI	1
	BB	2
	SO	6
	LOB	16

WP: 1 PB: 0 SB: 0 CS: 1 PA: 37

PITCHER		IP	WLS	BF	H	R	ER	SO	BB	IBB	HBP	BLK	WP	HR	S	P	ERA	WHIP
Danny Darwin, R ERA: 2.89	(1, 1)	6.2	L	28	7	1	1	5	2	0	0	0	0	1	64	96	1.35	1.350
Rich Rodriguez, L ERA: 6.75	(7, 1)	1.0		4	1	0	0	0	0	0	0	0	1	0	8	11	0.00	1.000
Steve Reed, R ERA:	(8, 1)	1.1		5	1	0	0	1	0	0	0	0	0	0	11	17	0.00	0.750

PITCHER		IP	WLS	BF	H	R	ER	SO	BB	IBB	HBP	BLK	WP	HR	S	P	ERA	WHIP

Batter	1	2	3	4	5	6	7	8	9	AB	R	H	RBI	BB	SO	LOB
Darryl Hamilton, L (1, 8) OBP: 0.355, SLG: 0.321	C B S C 1-3 ① K		B 1-0 ③ CS 1-2	L B X 1-1 ① G4-3		B X 1-0 ③ L6			X 0-0 ① SH2-4 2-3	3	0	0	0	0	1	0
Bill Mueller, S (1, 5) OBP: 0.407, SLG: 0.480	X 0-0 ② G3-1			B X 1-0 ② L7			B X 1-0 ① G3		B S B S B X 3-2 ② 4-3	4	0	0	0	0	0	1
Barry Bonds, L (1, 7) OBP: 0.366, SLG: 0.508	C C B B X 2-2 ③ G3			B X 1-0 S 1B			C B B B X 3-1 G4-6-3 1B		B B I 4-0 IBB	3	0	2	0	1	0	0
J.T. Snow, L (1, 3) OBP: 0.349, SLG: 0.321		F B X 1-1 ① L7		C F 1 B F B F S SAFE 2-3 ③ K 1-2			F X 0-1 ②③ G4-6-3 1-2f		B C 1 B C S SAFE 2-3 ③ K	4	0	0	0	0	2	4
Jeff Kent, R (1, 4) OBP: 0.382, SLG: 0.475		B S S T B C 2-3 ② K			B B B C C F X 3-2 ① G5-3			B C X 1-1 ① F7		3	0	0	0	0	1	0
Brent Mayne, L (1, 2) OBP: 0.474, SLG: 0.556		B B C F S 2-3 ③ K			X 0-0 ② F8			C B C B F S 2-3 ② K		3	0	0	0	0	2	0
Marvin Benard, L (1, 9) OBP: 0.300, SLG: 0.300			B X 1-0 ① B1-3		F X 0-1 ③ G1-3			B B X 2-0 1B		3	0	1	0	0	0	0
Rich Aurilia, R (1, 6) OBP: 0.487, SLG: 0.515			B B C B B 4-1 CS BB			C X 0-1 ① P1		B 1 SAFE B 1 SAFE X 2-0 ③ F7		2	0	0	0	1	0	1
Danny Darwin, R (1, 1) Rich Rodriguez, L (7, 1) Steve Reed, R (8, 1) OBP: 0.500, SLG: 0.500 Stan Javier, S (9, PH) OBP: 0.400, SLG: 0.367			C B L B 1 SAFE M 2-3 ② K			C B C F S 1-3 ② K			B X 1-0 SH2-4 2B	2 0 0 1	0 0 0 0	0 0 0 1	0 0 0 0	0 0 0 0	2 0 0 0	1 0 0 0
Inning Stats	R: 0 H: 0 E: 0 LOB: 0 K: 1 BB: 0 S: 7 P: 10	R: 0 H: 0 E: 0 LOB: 0 K: 2 BB: 0 S: 9 P: 14	R: 0 H: 0 E: 0 LOB: 0 K: 1 BB: 1 S: 5 P: 13	R: 0 H: 1 E: 0 LOB: 1 K: 1 BB: 0 S: 9 P: 14	R: 0 H: 0 E: 0 LOB: 0 K: 0 BB: 0 S: 7 P: 10	R: 0 H: 0 E: 0 LOB: 0 K: 1 BB: 0 S: 7 P: 9	R: 0 H: 1 E: 0 LOB: 0 K: 0 BB: 0 S: 5 P: 9	R: 0 H: 1 E: 0 LOB: 1 K: 1 BB: 0 S: 8 P: 15	R: 0 H: 1 E: 0 LOB: 2 K: 1 BB: 1 S: 8 P: 18	1B: 3 SF: 0 2B: 1 SAC: 1 3B: 0 DP: 1 HR: 0 HBP: 0						

PITCHER	IP	WLS	BF	H	R	ER	SO	BB	IBB	HBP	BLK	WP	HR	S	P	ERA	WHIP
Kevin Brown, R (1, 1) ERA: 1.53	9.0	W	31	4	0	0	8	1	1	0	0	0	0	65	112	0.00	0.556

PITCHER	IP	WLS	BF	H	R	ER	SO	BB	IBB	HBP	BLK	WP	HR	S	P	ERA	WHIP

BOTTOM

San Diego Padres @ San Francisco Giants

3Com Park at Candlestick Point, San Francisco, CA

Wed Apr 15 1998, 10:05 PM EDT
Att. 16,255 - Unknown - 55 F

livebaseballscorecards.com

AB	28
R	0
H	4
RBI	0
BB	2
SO	8
LOB	7

WP: 0 PA: 32
PB: 0
SB: 1
CS: 1

San Diego Padres @ Pittsburgh Pirates

Three Rivers Stadium, Pittsburgh, PA

Fri Apr 17 1998, 7:05 PM EDT
Att. 12,555 - Cloudy - 50 F

TOP

livebaseballscorecards.com

Batter	1	2	3	4	5	6	7	8	9	AB	R	H	RBI	BB	SO	LOB
Quilvio Veras, S (1, 4) OBP: 0.397, SLG: 0.333	G4-3	G4-3			SF8 3B	FC4-6 1B			G4-3 2B	5	1	3	1	0	0	1
Steve Finley, L (1, 8) OBP: 0.275, SLG: 0.415	2B SF8 1B	G4-3			K	FC4-6			G4-3	5	1	1	0	0	1	5
Tony Gwynn, L (1, 9) OBP: 0.338, SLG: 0.441	2B		F8		SF8		G1-3		L3	4	0	1	1	0	0	1
Ken Caminiti, S (1, 5) OBP: 0.311, SLG: 0.648	SF8		K		F8		P5			3	0	0	1	0	1	0
Wally Joyner, L (1, 3) OBP: 0.418, SLG: 0.553	G5-3		G3-1			HR BB	F7			3	1	0	0	1	0	1
Greg Vaughn, R (1, 7) OBP: 0.386, SLG: 0.617		2B 1B BB		G6-3		HR		K		3	2	1	2	1	1	0
Dan Miceli, R (8, 1)										0	0	0	0	0	0	0
Sterling Hitchcock, L (8, 1)										0	0	0	0	0	0	0
Trevor Hoffman, R (9, 1)										0	0	0	0	0	0	0
Greg Myers, L (1, 2) OBP: 0.379, SLG: 0.423		F9		G4-3		L3		K		4	0	0	0	0	1	1
Chris Gomez, R (1, 6) OBP: 0.316, SLG: 0.360		1B 2B		G4-3		E5 1B		K		4	1	1	0	0	1	0
Joey Hamilton, R (1, 1) OBP: 0.250, SLG: 0.250		G4-3 1B			3B BB	B2			G1-3	1	0	1	2	0	0	0
Ed Giovanola, L (5, PH)										0	1	0	0	1	0	0
Brian Boehringer, S (5, 1)										1	0	0	0	0	0	1
James Mouton, R (8, 7) OBP: 0.250, SLG: 0.400										1	0	0	0	0	0	0
Inning Stats	R: 1 E: 0 K: 0 S: 14 H: 2 LOB: 1 BB: 0 P: 20	R: 2 E: 0 K: 0 S: 9 H: 2 LOB: 1 BB: 1 P: 15	R: 0 E: 0 K: 1 S: 10 H: 0 LOB: 0 BB: 0 P: 15	R: 0 E: 0 K: 0 S: 5 H: 0 LOB: 0 BB: 0 P: 6	R: 2 E: 0 K: 1 S: 10 H: 1 LOB: 0 BB: 1 P: 20	R: 2 E: 1 K: 0 S: 13 H: 2 LOB: 2 BB: 1 P: 24	R: 0 E: 0 K: 0 S: 5 H: 0 LOB: 0 BB: 0 P: 8	R: 0 E: 0 K: 3 S: 9 H: 0 LOB: 0 BB: 0 P: 13	R: 0 E: 0 K: 0 S: 7 H: 1 LOB: 1 BB: 0 P: 11	1B: 3 2B: 3 3B: 1 HR: 1	SF: 2 SAC: 0 DP: 0 HBP: 0						

	AB	34
	R	7
	H	8
	RBI	7
	BB	3
	SO	5
	LOB	10

WP: 0 PB: 0 SB: 0 CS: 0 PA: 39

PITCHER		IP	WLS	BF	H	R	ER	SO	BB	IBB	HBP	BLK	WP	HR	S	P	ERA	WHIP
Jason Schmidt, R ERA: 6.14	(1, 1)	5.0		22	5	5	5	2	2	0	0	0	0	0	48	76	9.00	1.400
Jeff Tabaka, L ERA: 3.38	(6, 1)	2.0	L	10	2	2	2	0	1	0	0	0	0	1	18	32	9.00	1.500
Ricardo Rincon, L ERA:	(8, 1)	1.0		3	0	0	0	3	0	0	0	0	0	0	9	13	0.00	0.000
Rich Loiselle, R ERA: 3.86	(9, 1)	1.0		4	1	0	0	0	0	0	0	0	0	0	7	11	0.00	1.000

PITCHER	IP	WLS	BF	H	R	ER	SO	BB	IBB	HBP	BLK	WP	HR	S	P	ERA	WHIP

BOTTOM

San Diego Padres @ Pittsburgh Pirates

Three Rivers Stadium, Pittsburgh, PA

Fri Apr 17 1998, 7:05 PM EDT

Att. 12,555 - Cloudy - 50 F

Batter	1	2	3	4	5	6	7	8	9	AB	R	H	RBI	BB	SO	LOB
Tony Womack, L (1, 4) OBP: 0.253, SLG: 0.230	C B B X 2-1 G6-3 ①	B B C X 2-1 F8 ③		B F X 1-1 HR 1B		B F S C 1-3 K ①		C F B X 1-2 G3 ② 1-2 2-3		5	1	1	0	0	1	6
Al Martin, L (1, 7) OBP: 0.246, SLG: 0.288	X 0-0 F9 ②		B F B X 2-1 18 1B 3B	X 0-0 1-H HR		X 0-0 F7 ②		B T B X 2-1 F9 ③		5	2	2	2	0	0	3
Rich Loiselle, R (9, 1)										0	0	0	0	0	0	0
18 Jason Kendall, R (1, 2) OBP: 0.385, SLG: 0.492	B B F F F B S 3-3 K ③		B B S X 2-1 1B S 2B 3-H 1B	B C X 1-1 F8 ②		X 0-0 L8 ③			C B S B B X 3-2 F8 ①	5	1	1	1	0	1	1
Kevin Young, R (1, 3) OBP: 0.324, SLG: 0.381		X 0-0 F9 ①	B B C F B X 3-2 G5-3 ① 1-2	X 0-0 G5-3 ③			C C B S 1-3 K ①		X 0-0 P3 ②	5	0	0	0	0	1	1
Jermaine Allensworth, R (1, 8) OBP: 0.429, SLG: 0.451		B B C B X 3-1 F8 ②	X 0-0 2B 2-3 1B		C B F F X 1-2 S 1B		B X 1-0 F9 ②		C B B T F S 2-3 K ③	5	0	2	0	0	1	0
Jose Guillen, R (1, 9) OBP: 0.322, SLG: 0.545		B B B B 4-0 BB 1B BB	C F X 0-2 1-3 3-H 2B		B B C B C F S 3-3 K ①		S B X 1-1 G5-3 ③			3	1	1	1	1	1	1
Freddy Garcia, R (1, 5) OBP: 0.277, SLG: 0.429	B S F B B B B 4-2 1B 1-2 BB	S B B B B 4-1 G6-4-3 BB		B F B F B X 3-2 G5-3 ② 1-2				C B C F B X 2-2 G3 ①		1	0	0	0	2	0	1
Jeff Tabaka, R (6, 1)										0	0	0	0	0	0	0
Ricardo Rincon, L (8, 1)										0	0	0	0	0	0	0
Turner Ward, S (8, PH) (9, 7) OBP: 0.433, SLG: 0.435										1	0	0	0	0	0	0
Kevin Polcovich, R (1, 6) OBP: 0.182, SLG: 0.227		B X 1-0 BB 1-3 2-H 1B	B X 1-0 G6-4-3 ② ③ 1-2f		F X 0-1 G4-3 ③			B X 1-0 G3 1B 1B		4	0	2	1	0	0	4
Jason Schmidt, R (1, 1)		B B B B 4-0 1-2 BB		F B X 1-1 G6-3 ①		B X 1-0 1B		X 0-0 G3 1-2 1B		1	0	0	0	1	0	0
Doug Strange, S (6, 5) OBP: 0.370, SLG: 0.423										2	0	2	0	0	0	0

Inning Stats	1	2	3	4	5	6	7	8	9	1B: 8	SF: 0	WP: 0	PA: 41
R:	0	1	2	2	0	0	0	0	0	2B: 1	SAC: 0	PB: 0	
E:	0	0	0	0	0	0	0	0	0	3B: 1	DP: 1	SB: 2	
K:	1	0	0	0	1	1	1	0	1	HR: 1	HBP: 0	CS: 0	
S:	7	8	13	8	13	6	6	11	8				
H:	0	1	4	2	1	1	0	2	0				
LOB:	0	3	2	0	1	1	0	2	0				
BB:	0	3	1	0	0	0	0	0	0				
P:	12	26	25	11	20	8	6	17	13				

	AB	37
	R	5
	H	11
	RBI	5
	BB	4
	SO	5
	LOB	17

livebaseballscorecards.com

PITCHER		IP	WLS	BF	H	R	ER	SO	BB	IBB	HBP	BLK	WP	HR	S	P	ERA	WHIP
Joey Hamilton, R ERA: 5.55	(1, 1)	4.0		22	7	5	5	1	4	0	0	0	0	1	36	74	11.25	2.750
Brian Boehringer, R ERA: 7.45	(5, 1)	3.0	W	11	2	0	0	3	0	0	0	0	0	0	25	37	0.00	0.667
Dan Miceli, R ERA: 2.45	(8, 1)	0.2		4	2	0	0	0	0	0	0	0	0	0	9	13	0.00	3.000
Sterling Hitchcock, L ERA: 10.38	(8, 1)	0.1		1	0	0	0	0	0	0	0	0	0	0	2	4	0.00	0.000
Trevor Hoffman, R ERA: 3.0	(9, 1)	1.0	S	3	0	0	0	1	0	0	0	0	0	0	8	13	0.00	0.000

PITCHER	IP	WLS	BF	H	R	ER	SO	BB	IBB	HBP	BLK	WP	HR	S	P	ERA	WHIP

Batter	1	2	3	4	5	6	7	8	9	10	AB	R	H	RBI	BB	SO	LOB
Quilvio Veras, S (1, 4) OBP: 0.405, SLG: 0.355	G1-6-3 1B		G6-3		G6-3 BB		2B		G6-3	E5	5	0	2	0	1	0	2
Steve Finley, L (1, 8) OBP: 0.253, SLG: 0.380	F7			P9	K		F8		K	F8	6	0	0	0	0	2	7
Tony Gwynn, L (1, 9) OBP: 0.329, SLG: 0.422	G1-6-3			1B 2B 1B	G6-3		P5		E1		5	1	1	0	0	0	4
Ken Caminiti, S (1, 5) OBP: 0.318, SLG: 0.627		FC5-4 1B		2B 1B		G6-3		F7	P3		5	0	2	0	0	0	1
Wally Joyner, L (1, 3) OBP: 0.433, SLG: 0.635		FC5-4 G6-4-3		2B		HR		G3 HR 1B		G1-3	5	2	3	2	0	0	1
Greg Vaughn, R (1, 7) OBP: 0.371, SLG: 0.577		G6-4-3		K		G6-3		G3		1B E 1B	5	1	1	0	0	1	4
Carlos Hernandez, R (1, 2) OBP: 0.333, SLG: 0.429			F9	G6-3		BB		HR		E PB E 1B	4	1	2	2	1	0	2
Ed Giovanola, L (10, PR)											0	1	0	0	0	0	0
Trevor Hoffman, R (10, 1)											0	0	0	0	0	0	0
Andy Sheets, R (1, 6) OBP: 0.500, SLG: 0.929											4	1	3	1	0	1	1
Greg Myers, L (10, PH) OBP: 0.367, SLG: 0.407			S 1B		HR		K	1B		K	1	0	0	0	0	1	2
(10, 2)																	
Andy Ashby, R (1, 1) OBP: 0.222, SLG: 0.222			K		BB 1B		F8	K		E BB	2	0	1	0	0	1	1
James Mouton, R (7, PH) OBP: 0.235, SLG: 0.375											1	0	0	0	0	0	0
Carlos Reyes, S (7, 1)											0	0	0	0	0	0	0
Mark Sweeney, L (8, PH) OBP: 0.176, SLG: 0.067											1	0	0	0	0	1	1
Sterling Hitchcock, L (8, 1)											0	0	0	0	0	0	0
Dan Miceli, R (8, 1)											0	0	0	0	0	0	0
Chris Gomez, R (10, PH) OBP: 0.328, SLG: 0.360											0	0	0	0	1	0	0
(10, 6)																	
Inning Stats	R: 0 E: 0 K: 0 S: 3 H: 1 LOB: 0 BB: 0 P: 5	R: 0 E: 0 K: 0 S: 7 H: 1 LOB: 0 BB: 0 P: 9	R: 0 E: 0 K: 1 S: 8 H: 1 LOB: 1 BB: 0 P: 13	R: 1 E: 0 K: 1 S: 10 H: 3 LOB: 2 BB: 0 P: 16	R: 1 E: 0 K: 1 S: 12 H: 2 LOB: 1 BB: 1 P: 21	R: 1 E: 0 K: 1 S: 10 H: 1 LOB: 1 BB: 1 P: 17	R: 0 E: 0 K: 0 S: 8 H: 1 LOB: 1 BB: 0 P: 11	R: 2 E: 0 K: 1 S: 16 H: 3 LOB: 1 BB: 0 P: 27	R: 0 E: 1 K: 1 S: 8 H: 0 LOB: 1 BB: 0 P: 11	R: 2 E: 1 K: 1 S: 16 H: 2 LOB: 3 BB: 1 P: 31	1B: 10 2B: 2 3B: 0 HR: 3	SF: 0 SAC: 0 DP: 3 HBP: 0						

PITCHER		IP	WLS	BF	H	R	ER	SO	BB	IBB	HBP	BLK	WP	HR	S	P	ERA	WHIP
Esteban Loaiza, R ERA: 5.31	(1, 1)	4.0		19	8	2	2	2	1	0	0	0	0	1	36	57	4.50	2.250
Chris Peters, L ERA: 2.61	(5, 1)	2.0		7	1	1	1	2	1	0	0	0	0	1	14	24	4.50	1.000
Jason Christiansen, L ERA: 1.69	(7, 1)	1.1		6	2	1	1	0	0	0	0	0	0	0	12	18	6.75	1.500
Marc Wilkins, R ERA: 1.29	(8, 1)	0.1		3	2	1	1	0	0	0	0	0	0	1	8	13	27.00	6.000
Ricardo Rincon, L ERA:	(8, 1)	1.1		5	0	0	0	2	0	0	0	0	0	0	12	18	0.00	0.000

PITCHER		IP	WLS	BF	H	R	ER	SO	BB	IBB	HBP	BLK	WP	HR	S	P	ERA	WHIP
Rich Loiselle, R ERA: 3.48	(10, 1)	1.0	L	7	2	2	0	1	1	0	0	0	0	0	16	31	0.00	3.000

TOP

San Diego Padres @ Pittsburgh Pirates

Three Rivers Stadium, Pittsburgh, PA

Sat Apr 18 1998, 3:33 AM EDT
Att. 14,728 - Overcast - 55 F

livebaseballscorecards.com

AB	44
R	7
H	15
RBI	5
BB	3
SO	7
LOB	26

WP: 0 PA: 47
PB: 1
SB: 1
CS: 0

Batter	1	2	3	4	5	6	7	8	9	10	AB	R	H	RBI	BB	SO	LOB
Tony Womack, L (1, 4) OBP: 0.235, SLG: 0.213	F7	K		FC6-4 1-2f		F7		K		G4-3	6	0	0	0	0	2	4
Al Martin, L (1, 7) OBP: 0.257, SLG: 0.310	G3		P6	F9		18 S 18 1B 1B		2B			5	1	2	0	0	0	1
18 Jason Kendall, R (1, 2) OBP: 0.414, SLG: 0.524	FC6-4 1B		E 1B 2B		E5 1B 1B SF9	1-H 1B		IBB			4	2	3	1	1	0	0
Kevin Young, R (1, 3) OBP: 0.315, SLG: 0.368	FC6-4 1-2f		E 2-3 1B		F8	L8		L4			5	1	1	0	0	0	5
Turner Ward, S (1, 8) OBP: 0.457, SLG: 0.500 (8, 9)		F9	E6 1-H 3-H 2B		SF9 1B 1-2 1B		P9		FC4-6 1B		5	1	3	2	0	0	0
Jose Guillen, R (1, 9) OBP: 0.333, SLG: 0.542 Ricardo Rincon, L (8, 1) Keith Osik, R (9, PH) Lou Collier, R (9, PR) OBP: 0.217, SLG: 0.341 Rich Loiselle, R (10, 1)	FC5-4 1B 1B		G6-3		SF9 1-2 2-3 1B		F8		FC4-6 G5-4-3 1-2f		4 0 1 0 0	0 0 0 0 0	2 0 0 0 0	0 0 0 0 0	0 0 0 0 0	0 0 1 0 0	0 0 1 0 0
Doug Strange, S (1, 5) OBP: 0.375, SLG: 0.467	FC5-4 1-2 1B	G4-3			SF9 1-2 2-3 3-H		2B		G5-4-3 1-2f		4	0	2	1	0	0	1
Kevin Polcovich, R (1, 6) OBP: 0.185, SLG: 0.259	FC5-4 BB 1-2f 2-3		FC1-5 2B		G6-3		P4			K	5	0	1	0	0	1	5
Esteban Loaiza, R (1, 1) OBP: 0.250, SLG: 0.143 Chris Peters, L (5, 1) Mark Smith, R (6, PH) Jason Christiansen, R (7, 1) Marc Wilkins, R (8, 1) Jermaine Allensworth, R (8, 8) OBP: 0.414, SLG: 0.434	BB 1-2		FC1-5 FC6-4 2-3			P4		K		F9	1 0 1 0 0 2	0 0 0 0 0 0	0 0 0 0 0 0	0 0 0 0 0 0	1 0 0 0 0 0	0 0 0 0 0 1	1 0 0 0 0 0
Inning Stats	R: 0 E: 0 K: 0 S: 7 H: 1 LOB: 1 BB: 0 P: 10	R: 0 E: 0 K: 1 S: 10 H: 2 LOB: 3 BB: 1 P: 15	R: 3 E: 1 K: 0 S: 16 H: 3 LOB: 0 BB: 0 P: 23	R: 0 E: 0 K: 0 S: 6 H: 1 LOB: 1 BB: 0 P: 9	R: 1 E: 1 K: 0 S: 8 H: 2 LOB: 2 BB: 0 P: 10	R: 1 E: 0 K: 0 S: 15 H: 2 LOB: 1 BB: 0 P: 25	R: 0 E: 0 K: 0 S: 9 H: 1 LOB: 1 BB: 0 P: 12	R: 0 E: 0 K: 2 S: 14 H: 1 LOB: 2 BB: 1 P: 25	R: 0 E: 0 K: 0 S: 9 H: 1 LOB: 1 BB: 0 P: 13	R: 0 E: 0 K: 1 S: 10 H: 0 LOB: 0 BB: 0 P: 14	1B: 9 2B: 5 3B: 0 HR: 0	SF: 1 SAC: 0 DP: 1 HBP: 0					

PITCHER		IP	WLS	BF	H	R	ER	SO	BB	IBB	HBP	BLK	WP	HR	S	P	ERA	WHIP
Andy Ashby, R ERA: 2.93	(1, 1)	6.0		31	11	5	3	1	1	0	0	0	0	0	62	92	4.50	2.000
Carlos Reyes, R ERA:	(7, 1)	1.0		4	1	0	0	0	0	0	0	0	0	0	9	12	0.00	1.000
Sterling Hitchcock, L ERA: 9.0	(8, 1)	0.2		4	1	0	0	2	0	1	0	0	0	0	11	21	0.00	1.500
Dan Miceli, R ERA: 2.19	(8, 1)	1.1	W	4	1	0	0	0	0	0	0	0	0	0	12	17	0.00	0.750
Trevor Hoffman, R ERA: 2.57	(10, 1)	1.0	S	3	0	0	0	1	0	0	0	0	0	0	10	14	0.00	0.000

PITCHER	IP	WLS	BF	H	R	ER	SO	BB	IBB	HBP	BLK	WP	HR	S	P	ERA	WHIP

BOTTOM

San Diego Padres @ Pittsburgh Pirates

Three Rivers Stadium, Pittsburgh, PA

Sat Apr 18 1998, 3:33 AM EDT
Att. 14,728 - Overcast - 55 F

livebaseballscorecards.com

AB	43
R	5
H	14
RBI	4
BB	2
SO	4
LOB	18

WP: 0 PB: 0 SB: 1 CS: 0 PA: 46

San Diego Padres @ Chicago Cubs

Wrigley Field, Chicago, IL

Tue Apr 21 1998, 7:05 PM CDT

Att. 20,363 - Overcast - 49 F

TOP

livebaseballscorecards.com

Batter	1	2	3	4	5	6	7	8	9	AB	R	H	RBI	BB	SO	LOB
Quilvio Veras, S (1, 4) OBP: 0.405, SLG: 0.338	B B B C B 4-1 1B 1B BB	C F B B F X 2-2 ② F9 2-3		B X 1-0 ③ G4-3		B B B 4-0 1-2 BB		X 0-0 ② FC5-2 1-2 3-H		3	1	0	0	2	0	5
Steve Finley, L (1, 8) OBP: 0.250, SLG: 0.360	C B 1 SAFE F 1 B X 2-2 ① F7 SAFE	C B B X 2-1 ③ G4-3			C B B B 4-1 G3 BB G4-3 BB	B B B C F F X 3-2 ③ F7		X 0-0 ③ G4-3		4	1	0	0	1	0	7
Tony Gwynn, L (1, 9) OBP: 0.347, SLG: 0.426	1 SAFE F F B 1 SAFE B F F 1 SAFE 2-2 X 1B 1-3 1B		C F X 0-2 1B		B B B 1 SAFE B 4-0 G4-3 G3 1-2 BB		C B C F B B F X 3-2 ① P5		C F B F F F B S 2-3 ① K	4	0	2	0	1	1	0
Ken Caminiti, S (1, 5) OBP: 0.296, SLG: 0.578	C B S F B S 2-3 ② K		B B B X 3-0 ① F8		C F B X 1-2 ① G3 1-2 2-3		C X 0-1 ② F9		B X 1-0 ② F8	5	0	0	0	0	1	5
Wally Joyner, L (1, 3) OBP: 0.415, SLG: 0.596	C B S B X 2-2 1-2 3-H 1B		C B B 1 SAFE C S 2-3 ② K		B X 1-0 ② G4-3 2-3 3-H		B X 1-0 ③ F7		F F B X 1-2 ③ G3-1	5	0	1	2	0	1	2
Greg Vaughn, R (1, 7) OBP: 0.364, SLG: 0.545	B F B B S F S 3-3 ③ K		B F B B S C 3-3 ③ K		B F B B X 3-1 ③ L5			B B C B B 4-1 2B 1B BB		3	1	0	0	1	2	4
Carlos Hernandez, R (1, 2) OBP: 0.367, SLG: 0.478		F B B X 2-1 F9 BB 1B		B B X 2-0 ① F8		B C B S F F B X 3-2 BB 1B		B F B 1 SAFE X 2-1 1B 1-3 FC5-2 2B		4	0	3	0	0	0	0
Chris Gomez, R (1, 6) OBP: 0.339, SLG: 0.358		C 1 SAFE B B B F 1 SAFE B 4-2 1-2 BB		X 0-0 ② P3		X 0-0 ① F8		B B F X 2-1 FC5-2 2-3 3-H 1B		3	0	1	1	1	0	1
Kevin Brown, R (1, 1) OBP: 0.308, SLG: 0.385 Ed Giovanola, L (4, PH) Don Wengert, R (4, 1) Mark Sweeney, L (6, PH) OBP: 0.167, SLG: 0.063 Brian Boehringer, S (6, 1) Sterling Hitchcock, L (6, 1) Andy Sheets, R (8, PH) OBP: 0.471, SLG: 0.867 Carlos Reyes, S (8, 1)		C S C 0-3 ① K		C B B F B F F B 4-2 BB		B X 1-0 ② L8		L L L 0-3 ① K		1 0 0 1 0 0 0 1 0	0 0 0 0 0 0 0 0 0	0 0 0 0 0 0 0 0 0	0 0 0 0 0 0 0 0 0	0 1 0 0 0 0 0 0 0	1 0 0 0 0 0 0 0 0	2 0 0 1 0 0 0 0 0
Inning Stats	R: 1 E: 0 K: 2 S: 20 H: 2 LOB: 2 BB: 1 P: 35	R: 0 E: 0 K: 1 S: 13 H: 1 LOB: 2 BB: 1 P: 23	R: 0 E: 0 K: 2 S: 10 H: 1 LOB: 1 BB: 0 P: 18	R: 0 E: 0 K: 0 S: 7 H: 0 LOB: 1 BB: 1 P: 14	R: 1 E: 0 K: 0 S: 7 H: 0 LOB: 1 BB: 2 P: 20	R: 0 E: 0 K: 0 S: 11 H: 1 LOB: 2 BB: 1 P: 22	R: 0 E: 0 K: 0 S: 8 H: 0 LOB: 0 BB: 0 P: 12	R: 1 E: 0 K: 1 S: 10 H: 2 LOB: 2 BB: 1 P: 18	R: 0 E: 0 K: 1 S: 10 H: 0 LOB: 0 BB: 0 P: 14	1B: 6 2B: 1 3B: 0 HR: 0	SF: 0 SAC: 0 DP: 0 HBP: 0						

AB	34
R	3
H	7
RBI	3
BB	7
SO	7
LOB	29

WP: 0 PB: 0 SB: 0 CS: 0 PA: 41

PITCHER		IP	WLS	BF	H	R	ER	SO	BB	IBB	HBP	BLK	WP	HR	S	P	ERA	WHIP
Steve Trachsel, R ERA: 3.38	(1, 1)	5.0	W	24	4	2	2	5	5	0	0	0	0	0	57	110	3.60	1.800
Marc Pisciotta, R ERA: 1.26	(6, 1)	0.2		4	1	0	0	0	1	0	0	0	0	0	7	15	0.00	3.000
Terry Mulholland, L ERA: 1.74	(6, 1)	1.1		4	0	0	0	0	0	0	0	0	0	0	12	19	0.00	0.000
Terry Adams, R ERA: 3.09	(8, 1)	1.0		6	2	1	1	1	1	0	0	0	0	0	10	18	9.00	3.000
Rod Beck, R ERA: 3.0	(9, 1)	1.0	S	3	0	0	0	1	0	0	0	0	0	0	10	14	0.00	0.000

PITCHER	IP	WLS	BF	H	R	ER	SO	BB	IBB	HBP	BLK	WP	HR	S	P	ERA	WHIP

Batter	1	2	3	4	5	6	7	8	9	AB	R	H	RBI	BB	SO	LOB
Brant Brown, L (1, 8) OBP: 0.442, SLG: 0.641	C B F S 1-3 K ①	C X 0-1 G4-3 ③		C B B F F F B F B 4-2 BB BB 1-2 BB		F B X 1-1 HR		L S F S 0-3 K ②		4	1	1	1	1	2	1
Mickey Morandini, L (1, 4) OBP: 0.392, SLG: 0.403	X 0-0 HR		B B B B 4-0 G3-6-1 BB 1B BB	B C B F X 2-2 L7 ②		B C B F B B 4-2 BB BB		X 0-0 G4-3 ③		3	2	1	1	2	0	2
Sammy Sosa, R (1, 9) OBP: 0.369, SLG: 0.461	B X 1-0 G4-3 ②		B B B B 4-0 G3-6-1 1-2 BB	B B F B B 4-1 BB 1-2 2-3 BB		B 1 SAFE 1 SAFE B B F 1 SAFE X 3-1 F8 ②				2	0	0	0	2	0	1
Mark Grace, L (1, 3) OBP: 0.447, SLG: 0.391	B B C B C B 4-2 BB		C B F B X 2-2 ① ② G3-6-1 1-2f 2-3	F B B B B 4-1 1-2 2-3 3-H BB		B B B B 4-0 1-2 BB				1	0	0	1	3	0	2
Henry Rodriguez, L (1, 7) OBP: 0.462, SLG: 0.730 Terry Adams, R (8, 1) Rod Beck, R (9, 1)	C B B B B F S 3-3 K ③		B F X 1-1 E 3-H 1B	B B C C S 2-3 K ③		B C B S X 2-2 G4-3 ③				4 0 0	0 0 0	1 0 0	1 0 0	0 0 0	2 0 0	6 0 0
Jeff Blauser, R (1, 6) OBP: 0.425, SLG: 0.381		C B X 1-1 G6-3 WP G3-4 1B	C B F F X 1-2 E5 1-2		C B B C X 2-2 G4-6-3 1B		B C B C F X 2-2 G6-3 ①			4	1	2	0	0	0	1
Kevin Orie, R (1, 5) OBP: 0.267, SLG: 0.348 Marc Pisciotta, R (6, 1) OBP: 0.500, SLG: 0.500 Terry Mulholland, R (6, 1) Matt Mieske, R (7, PH) OBP: 0.273, SLG: 0.111 (8, 7)		S B S F X 1-2 ① G6-3 1-3	B F B B C X 3-2 ③ G6-3		1 SAFE X 0-0 ① ② G4-6-3 1-2f		C B S X 1-2 ② G3-1			3 0 0 1	0 0 0 0	0 0 0 0	0 0 0 0	0 0 0 0	0 0 0 0	4 0 0 0
Tyler Houston, L (1, 2) OBP: 0.211, SLG: 0.333		X 0-0 ② G3-4 3-H		F X 0-1 ① G3	B B X 2-0 ③ G3		B S S S 1-3 ③ K			4	0	0	1	0	1	0
Steve Trachsel, R (1, 1) OBP: 0.667, SLG: 0.750 José Hernández, R (6, 5) OBP: 0.143, SLG: 0.148		C F F B B B F X 3-2 2B	C X 0-1 BB BB BB 1B			B S F S X 1-2 ① G1-3		B S F X 1-2 ① G1-3		2 2	1 0	2 0	0 0	0 0	0 0	0 0
Inning Stats	R: 1 E: 0 K: 2 S: 10 H: 1 LOB: 1 BB: 1 P: 19	R: 1 E: 0 K: 0 S: 14 H: 2 LOB: 1 BB: 0 P: 19	R: 1 E: 1 K: 0 S: 12 H: 1 LOB: 2 BB: 2 P: 27	R: 1 E: 0 K: 1 S: 17 H: 1 LOB: 3 BB: 3 P: 33	R: 0 E: 0 K: 0 S: 5 H: 1 LOB: 0 BB: 0 P: 9	R: 1 E: 0 K: 0 S: 13 H: 1 LOB: 2 BB: 2 P: 28	R: 0 E: 0 K: 1 S: 10 H: 0 LOB: 0 BB: 0 P: 14	R: 0 E: 0 K: 1 S: 8 H: 0 LOB: 0 BB: 0 P: 9		1B: 4 2B: 1 3B: 0 HR: 2 SF: 0 SAC: 0 DP: 2 HBP: 0						

PITCHER		IP	WLS	BF	H	R	ER	SO	BB	IBB	HBP	BLK	WP	HR	S	P	ERA	WHIP
Kevin Brown, R ERA: 2.23	(1, 1)	3.0	L	16	4	3	3	2	3	0	0	0	1	1	36	65	9.00	2.333
Don Wengert, R ERA: 8.1	(4, 1)	2.0		10	2	1	1	1	3	0	0	0	0	0	22	42	4.50	2.500
Brian Boehringer, R ERA: 7.84	(6, 1)	0.2		5	1	1	1	0	2	0	0	0	0	1	10	23	13.50	4.500
Sterling Hitchcock, L ERA: 7.11	(6, 1)	1.1		4	0	0	0	1	0	0	0	0	0	0	13	19	0.00	0.000
Carlos Reyes, R ERA:	(8, 1)	1.0		3	0	0	0	1	0	0	0	0	0	0	8	9	0.00	0.000

PITCHER	IP	WLS	BF	H	R	ER	SO	BB	IBB	HBP	BLK	WP	HR	S	P	ERA	WHIP

BOTTOM

San Diego Padres @ Chicago Cubs

Wrigley Field, Chicago, IL

Tue Apr 21 1998, 7:05 PM CDT

Att. 20,363 - Overcast - 49 F

livebaseballscorecards.com

AB	30
R	5
H	7
RBI	5
BB	8
SO	5
LOB	17

WP: 1	PA: 38		
PB: 0			
SB: 0			
CS: 0			

San Diego Padres @ Chicago Cubs

Wrigley Field, Chicago, IL

Wed Apr 22 1998, 3:33 AM CDT

Att. 15,852 - Overcast - 62 F

TOP

livebaseballscorecards.com

Batter	1	2	3	4	5	6	7	8	9	10	11	12	13	14	AB	R	H	RBI	BB	SO	LOB
Quilvio Veras, S (1, 4) OBP: 0.400, SLG: 0.319	BCSSBFBB 4-2 FC3-6 BB		BCSS 1-3 K ①			LCFX 0-2 G4-3 ①		SFBS 1-3 K ③			CFBBBX 2-2 L5 ②			CBBBGCB 4-2 1B 1B BB	4	1	0	0	2	2	0
Steve Finley, L (1, 8) OBP: 0.244, SLG: 0.346	X 0-0 FC3-6 ① 1B 1B 1-2f		CSX 0-2 F8 ②			BBBCX 3-1 P9 ②			FFBBX 1-2 G4-3 ①		BBSFFBS 3-3 K ③			B 1 SAFE 1 SAFE CB 1 SAFE F 1 SAFE X 2-2 1B 1-2 1B	6	1	1	0	0	1	1
Tony Gwynn, L (1, 9) OBP: 0.363, SLG: 0.438 James Mouton, R (12, PR) OBP: 0.222, SLG: 0.353 (12, 9)	CB 1 SAFE X 1-1 1B 1B 1-2 1B		CFBX 1-2 G4-3 ③			X 0-0 F9 ③			CBX 1-1 1B			CBX 1-1 G6-4-3 1B		BFX 1-1 P4 ①	5	1	3	0	0	0	0
															1	0	0	0	0	0	2
Ken Caminiti, S (1, 5) OBP: 0.299, SLG: 0.557	CX 0-1 1B 1-2 2-H 1B			BBBFX 2-1 G4-3 ①			SBSS 0-3 K ①		BSX 1-1 F8 ②			BCF 1 SAFE X 1-2 G6-4-3 ① ② 1-2f		BBX 2-0 BB 1-3 2-H 1B	6	0	2	2	0	1	2
Wally Joyner, L (1, 3) OBP: 0.423, SLG: 0.574	BCX 1-1 G5-4-3 1-2 2-H 1B			BBBSFX 2-2 L3 ②			FBCFBX 2-2 P7 ②		CX 0-1 L7 ③			BFBFFBFFB 4-2 BLK BB		BBCBB 4-1 BB 1-2	4	0	1	1	2	0	1
Greg Vaughn, R (1, 7) OBP: 0.347, SLG: 0.508	CBFBBBX 3-2 G5-4-3 ② ③ 1-2f			CSCC 0-3 K ③			BX 1-0 1B			BFBX 2-1 G5-3 ①		FBFBX 2-2 F7 ③ 1-2		CFBBBFBX 3-2 P5 ②	6	0	1	0	0	1	6
Greg Myers, L (1, 2) OBP: 0.343, SLG: 0.375 Ed Giovanola, L (13, PR) Brian Boehringer, S (13, 1) Archi Cianfrocco, R (14, PH) OBP: 0.300, SLG: 0.526 Carlos Reyes, S (14, 1)		SBBBX 3-1 F7 ①			SBX 1-1 L8 ①		BBBSB 1 SAFE CS 2-3 K ③			BX 1-0 G3 ②			SBBBX 2-1 1B CS	FBBBBBX 3-2 G5-3 ③	5	0	1	0	0	1	1
															0	0	0	0	0	0	0
															0	0	0	0	0	0	0
															1	0	0	0	0	0	3
															0	0	0	0	0	0	0
Andy Sheets, R (1, 6) OBP: 0.364, SLG: 0.650		BCCBX 2-2 G4-3 ②			SFBC 1-3 K ②			BX 1-0 G5-3 ①		BSMBX 2-2 F9 ③			LB 1 SAFE SFS 1-3 K ①		5	0	0	0	0	2	1
Joey Hamilton, R (1, 1) OBP: 0.182, SLG: 0.182 Sterling Hitchcock, L (8, 1) Dan Miceli, R (9, 1) Mark Sweeney, L (11, PH) OBP: 0.154, SLG: 0.059 Trevor Hoffman, R (11, 1) Carlos Hernandez, R (13, PH) OBP: 0.360, SLG: 0.468 (13, 2)		CSX 0-2 F9 ③			BBBBX 3-1 P5 ③			CSSS 0-3 K ②			BFFC 1-3 K ①		BSBBB 1 SAFE 1 SAFE SFS 3-3 1-2 K ② ③		3	0	0	0	0	1	0
															0	0	0	0	0	0	0
															0	0	0	0	0	0	0
															1	0	0	0	0	1	0
															0	0	0	0	0	0	0
															1	0	0	0	0	1	1
Inning Stats	R: 2 E: 0 K: 0 S: 14 H: 3 LOB: 1 BB: 1 P: 23	R: 0 E: 0 K: 0 S: 8 H: 0 LOB: 0 BB: 0 P: 13	R: 0 E: 0 K: 1 S: 9 H: 0 LOB: 0 BB: 0 P: 11	R: 0 E: 0 K: 1 S: 9 H: 0 LOB: 0 BB: 0 P: 13	R: 0 E: 0 K: 1 S: 7 H: 0 LOB: 0 BB: 0 P: 12	R: 0 E: 0 K: 0 S: 7 H: 0 LOB: 0 BB: 0 P: 10	R: 0 E: 0 K: 2 S: 12 H: 1 LOB: 1 BB: 0 P: 17	R: 0 E: 0 K: 2 S: 8 H: 0 LOB: 0 BB: 0 P: 10	R: 0 E: 0 K: 0 S: 9 H: 1 LOB: 1 BB: 0 P: 12	R: 0 E: 0 K: 0 S: 6 H: 0 LOB: 0 BB: 0 P: 11	R: 0 E: 0 K: 2 S: 10 H: 0 LOB: 0 BB: 0 P: 16	R: 0 E: 0 K: 0 S: 14 H: 1 LOB: 2 BB: 1 P: 22	R: 0 E: 0 K: 2 S: 9 H: 1 LOB: 1 BB: 0 P: 15	R: 1 E: 0 K: 0 S: 16 H: 2 LOB: 3 BB: 2 P: 35	1B: 9 2B: 0 3B: 0 HR: 0	SF: 0 SAC: 0 DP: 2 HBP: 0	PA: 52					

	AB	R	H	RBI	BB	SO	LOB
	48	3	9	3	4	11	18

WP: 0 PB: 0 SB: 0 CS: 1

PITCHER		IP	WLS	BF	H	R	ER	SO	BB	IBB	HBP	BLK	WP	HR	S	P	ERA	WHIP
Kevin Tapani, R (1, 1) ERA: 4.97		7.0		25	4	2	2	5	1	0	0	0	0	0	66	99	2.57	0.714
Marc Pisciotta, R (8, 1) ERA: 1.17		1.0		3	0	0	0	2	0	0	0	0	0	0	8	10	0.00	0.000
Terry Mulholland, L (9, 1) ERA: 1.59		1.0		4	1	0	0	0	0	0	0	0	0	0	9	12	0.00	1.000
Rod Beck, R (10, 1) ERA: 2.7		1.0		3	0	0	0	0	0	0	0	0	0	0	6	11	0.00	0.000
Terry Adams, R (11, 1) ERA: 2.45		3.0		10	2	0	0	4	1	0	0	1	0	0	33	53	0.00	1.000

PITCHER		IP	WLS	BF	H	R	ER	SO	BB	IBB	HBP	BLK	WP	HR	S	P	ERA	WHIP
Amaury Telemaco, R (14, 1) ERA: 3.18		0.1	L	4	2	1	1	0	1	0	0	0	0	0	8	17	27.00	9.000
Ben Van Ryn, L (14, 1) ERA:		0.2		3	0	0	0	0	1	0	0	0	0	0	8	18	0.00	1.500

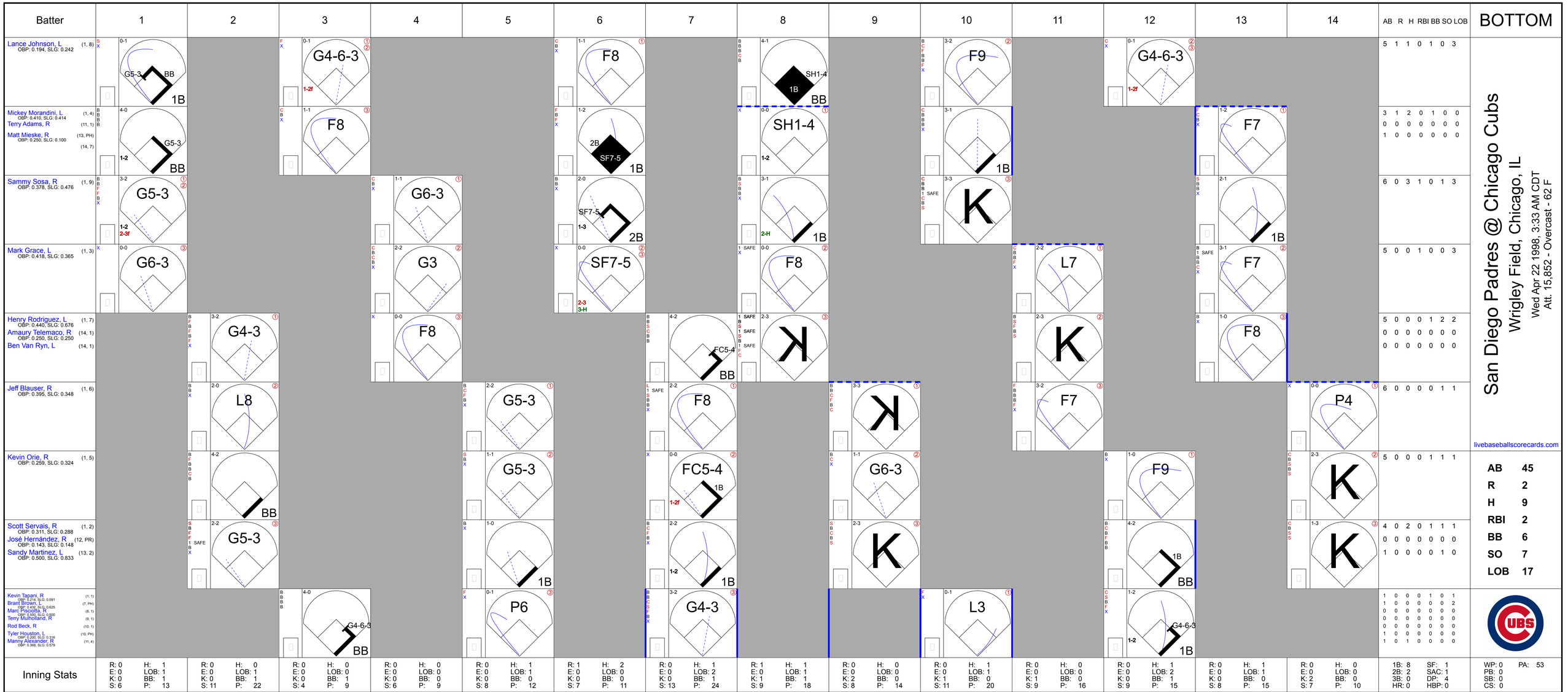
Batter
1
2
3
4
5
6
7
8
9
10
11
12
13
14
AB R H RBI BB SO LOB
BOTTOM
Lance Johnson, L (1, 8) OBP: 0.194, SLG: 0.242
Mickey Morandini, L (1, 4) OBP: 0.410, SLG: 0.414
Terry Adams, R (11, 1)
Matt Mieske, R (13, PH) OBP: 0.250, SLG: 0.100
(14, 7)
Sammy Sosa, R (1, 9) OBP: 0.378, SLG: 0.476
Mark Grace, L (1, 3) OBP: 0.418, SLG: 0.365
Henry Rodriguez, L (1, 7) OBP: 0.440, SLG: 0.676
Amaury Telemaco, R (14, 1) OBP: 0.250, SLG: 0.250
Ben Van Ryn, L (14, 1)
Jeff Blauser, R (1, 6) OBP: 0.395, SLG: 0.348
Kevin Orie, R (1, 5) OBP: 0.259, SLG: 0.324
Scott Servais, R (1, 2) OBP: 0.311, SLG: 0.288
José Hernández, R (12, PR) OBP: 0.143, SLG: 0.148
Sandy Martinez, L (13, 2) OBP: 0.500, SLG: 0.833
Kevin Tapani, R (1, 1) OBP: 0.214, SLG: 0.091
Brant Brown, L (7, PH) OBP: 0.432, SLG: 0.625
Marc Pisciotta, R (8, 1) OBP: 0.000, SLG: 0.000
Terry Mulholland, R (9, 1)
Rod Beck, R (10, 1)
Tyler Houston, L (10, PH) OBP: 0.200, SLG: 0.316
Manny Alexander, R (11, 4) OBP: 0.368, SLG: 0.579
Inning Stats
R: 0 E: 0 K: 0 S: 6
H: 1 LOB: 1 BB: 1 P: 13
R: 0 E: 0 K: 0 S: 11
H: 0 LOB: 1 BB: 1 P: 22
R: 0 E: 0 K: 0 S: 4
H: 0 LOB: 0 BB: 1 P: 9
R: 0 E: 0 K: 0 S: 6
H: 0 LOB: 0 BB: 0 P: 9
R: 0 E: 0 K: 0 S: 8
H: 1 LOB: 1 BB: 0 P: 12
R: 1 E: 0 K: 0 S: 7
H: 2 LOB: 0 BB: 0 P: 11
R: 0 E: 0 K: 0 S: 13
H: 1 LOB: 2 BB: 1 P: 24
R: 1 E: 0 K: 1 S: 9
H: 1 LOB: 1 BB: 1 P: 18
R: 0 E: 0 K: 2 S: 8
H: 0 LOB: 0 BB: 0 P: 14
R: 0 E: 0 K: 1 S: 11
H: 1 LOB: 1 BB: 0 P: 20
R: 0 E: 0 K: 1 S: 9
H: 0 LOB: 0 BB: 0 P: 16
R: 0 E: 0 K: 0 S: 9
H: 1 LOB: 2 BB: 1 P: 15
R: 0 E: 0 K: 0 S: 8
H: 1 LOB: 1 BB: 0 P: 15
R: 0 E: 0 K: 2 S: 7
H: 0 LOB: 0 BB: 0 P: 10
1B: 8 2B: 2 3B: 0 HR: 0
SF: 1 SAC: 1 DP: 4 HBP: 0
PITCHER IP WLS BF H R ER SO BB IBB HBP BLK WP HR S P ERA WHIP
Joey Hamilton, R (1, 1) ERA: 4.88 7.0 28 5 2 2 0 5 0 0 0 0 0 0 56 105 2.57 1.429
Sterling Hitchcock, L (8, 1) ERA: 6.14 1.0 4 1 0 0 1 0 0 0 0 0 0 0 8 13 0.00 1.000
Dan Miceli, R (9, 1) ERA: 1.88 2.0 7 1 0 0 3 0 0 0 0 0 0 0 19 34 0.00 0.500
Trevor Hoffman, R (11, 1) ERA: 2.0 2.0 7 1 0 0 1 1 0 0 0 0 0 0 18 31 0.00 1.000
Brian Boehringer, R (13, 1) ERA: 7.15 1.0 W 4 1 0 0 0 0 0 0 0 0 0 0 8 15 0.00 1.000
PITCHER IP WLS BF H R ER SO BB IBB HBP BLK WP HR S P ERA WHIP
Carlos Reyes, R (14, 1) ERA: 1.0 S 3 0 0 0 2 0 0 0 0 0 0 0 7 10 0.00 0.000
San Diego Padres @ Chicago Cubs
Wrigley Field, Chicago, IL
Wed Apr 22 1998, 3:33 AM CDT
Att. 15,852 - Overcast - 62 F
livebaseballscorecards.com
AB 45
R 2
H 9
RBI 2
BB 6
SO 7
LOB 17
WP: 0 PB: 0 SB: 0 CS: 0
PA: 53

Batter	1	2	3	4	5	6	7	8	9	AB	R	H	RBI	BB	SO	LOB
Quilvio Veras, S (1, 4) OBP: 0.400, SLG: 0.338	B B B C C X 3-2 ① L8		B C F X 1-2 F8 2B		B B F F F X 2-2 ② L8 2-3		B X 1-0 1B BB 1B		B X 1-0 ① G4-3	5	1	2	0	0	0	1
Steve Finley, L (1, 8) OBP: 0.242, SLG: 0.337	C X 0-1 ② G4-3		F B F B B X 3-2 ① P2		B C X 1-1 ③ F8		1 SAFE 1 SAFE S 1 SAFE X 0-1 BB HBP 1B 1-3		X 0-0 ② P4	5	0	1	0	0	0	2
Tony Gwynn, L (1, 9) OBP: 0.357, SLG: 0.421	B X 1-0 ③ G6-3		B B B X 3-0 ② F8 2-3			B B B C X 3-1 ① L3	C B B F F B F H 4-2 BB HBP 1-2		X 0-0 1B	3	0	0	0	0	0	1
James Mouton, R (8, 9) OBP: 0.263, SLG: 0.389										1	0	1	0	0	0	0
Ken Caminiti, S (1, 5) OBP: 0.317, SLG: 0.595		B B F X 2-1 HR	B X 1-0 ③ G4-3			B F C X 1-2 FC3-6 1B	B B B B 4-0 FC5-4 BB 1-2 2-3 3-H		C S B B F B F X 3-2 ③ F8	4	1	2	2	1	0	2
Wally Joyner, L (1, 3) OBP: 0.425, SLG: 0.571		C X 0-1 2B 1B		X 0-0 ① F7		B S X 1-1 ② FC3-6 S 1-2f	X 0-0 ③ FC5-4 1-2f			2	1	1	0	0	0	0
Archi Cianfrocco, R (5, 3) OBP: 0.273, SLG: 0.476										2	0	0	0	0	0	4
Greg Vaughn, R (1, 7) OBP: 0.355, SLG: 0.500		F B B B X 2-1 ① P4		F B S B B X 3-2 L4-3 1B		B B F B B B 4-1 BB 1-2		B B X 2-0 ① G6-3		3	0	1	0	1	0	1
Carlos Hernandez, R (1, 2) OBP: 0.333, SLG: 0.431		1 SAFE X 0-0 ② F9		B C 1 SAFE X 1-1 ② ③ L4-3 1-2		B B F F S 2-3 ③ K		B X 1-0 ② P3		4	0	0	0	0	1	4
Chris Gomez, R (1, 6) OBP: 0.348, SLG: 0.404		B B C B X 3-1 1-H 2B			S B X 1-1 L8 2B		B X 1-0 ① G6-3	C C B C 1-3 ③ K		4	0	2	1	0	1	0
Andy Ashby, R (1, 1) OBP: 0.167, SLG: 0.167		X 0-0 ③ F7			X 0-0 ① L7		X 0-0 ② F8		X 0-0 HR	3	0	0	0	0	0	2
Mark Sweeney, L (9, PH) OBP: 0.200, SLG: 0.278										1	1	1	1	0	0	0
Dan Miceli, R (9, 1)										0	0	0	0	0	0	0
Trevor Hoffman, R (9, 1)										0	0	0	0	0	0	0
Inning Stats	R: 0 E: 0 K: 0 S: 6 H: 0 LOB: 0 BB: 0 P: 10	R: 2 E: 0 K: 0 S: 10 H: 3 LOB: 1 BB: 0 P: 17	R: 0 E: 0 K: 0 S: 8 H: 1 LOB: 1 BB: 0 P: 16	R: 0 E: 0 K: 0 S: 6 H: 1 LOB: 0 BB: 0 P: 10	R: 0 E: 0 K: 0 S: 9 H: 1 LOB: 1 BB: 0 P: 13	R: 0 E: 0 K: 1 S: 11 H: 1 LOB: 2 BB: 1 P: 22	R: 1 E: 0 K: 0 S: 10 H: 2 LOB: 3 BB: 1 P: 20	R: 0 E: 0 K: 1 S: 5 H: 0 LOB: 0 BB: 0 P: 9	R: 1 E: 0 K: 0 S: 9 H: 2 LOB: 1 BB: 0 P: 13	1B: 6 2B: 4 3B: 0 HR: 2	SF: 0 SAC: 0 DP: 1 HBP: 1						

TOP

San Diego Padres @ Chicago Cubs

Wrigley Field, Chicago, IL

Thu Apr 23 1998, 3:33 AM CDT

Att. 20,276 - Sunny - 66 F

livebaseballscorecards.com

AB	37
R	4
H	11
RBI	4
BB	2
SO	2
LOB	17

PITCHER		IP	WLS	BF	H	R	ER	SO	BB	IBB	HBP	BLK	WP	HR	S	P	ERA	WHIP
Mark Clark, R ERA: 4.31	(1, 1)	7.0	L	32	9	3	3	1	2	0	1	0	0	1	60	108	3.86	1.571
Amaury Telemaco, R ERA: 3.32	(8, 1)	2.0		8	2	1	1	1	0	0	0	0	0	1	14	22	4.50	1.000

PITCHER	IP	WLS	BF	H	R	ER	SO	BB	IBB	HBP	BLK	WP	HR	S	P	ERA	WHIP

San Diego Padres @ Chicago Cubs

Wrigley Field, Chicago, IL

Thu Apr 23 1998, 3:33 AM CDT

Att. 20,276 - Sunny - 66 F

livebaseballscorecards.com

BOTTOM

Batter	1	2	3	4	5	6	7	8	9	AB	R	H	RBI	BB	SO	LOB
Brant Brown, L (1, 8) OBP: 0.417, SLG: 0.591	F7			F8		F8		1B		4	0	1	0	0	0	1
Mickey Morandini, L (1, 4) OBP: 0.414, SLG: 0.411	G4-3			G5-4-3 1B			1B BB	G4-3		3	0	1	0	1	0	2
Sammy Sosa, R (1, 9) OBP: 0.394, SLG: 0.523	CS 1B			G5-4-3 1-2f			1B 1-2		HR	4	1	3	1	0	0	1
Mark Grace, L (1, 3) OBP: 0.411, SLG: 0.359	CS 1-2	G4-3			G3		F7		FC3-6 1B	4	0	1	0	0	0	2
Henry Rodriguez, L (1, 7) OBP: 0.420, SLG: 0.639		K			G6-3		L7		FC3-6 1-2f	4	0	0	0	0	1	3
Jeff Blauser, R (1, 6) OBP: 0.382, SLG: 0.333		K			F9		K		L9	3	0	0	0	0	2	2
Amaury Telemaco, R (8, 1) OBP: 0.250, SLG: 0.250										0	0	0	0	0	0	0
Lance Johnson, L (9, PH) OBP: 0.189, SLG: 0.235										1	0	0	0	0	0	1
Kevin Orie, R (1, 5) OBP: 0.271, SLG: 0.333			G6-4-3 1B			SH1-4 1B		P9	K	4	0	2	0	0	1	1
Scott Servais, R (1, 2) OBP: 0.297, SLG: 0.273			G6-4-3 1-2f			P3		G6-3		3	0	0	0	0	0	2
Mark Clark, R (1, 1) OBP: 0.125, SLG: 0.125			K			SH1-4 1-2		1B 1B		1	0	0	0	0	1	0
José Hernández, R (8, 6) OBP: 0.172, SLG: 0.179										1	0	1	0	0	0	0

Inning Stats	1	2	3	4	5	6	7	8	9
	R: 0 E: 0 K: 0 S: 7	H: 1 LOB: 0 BB: 0 P: 14	R: 0 E: 0 K: 2 S: 11	H: 0 LOB: 0 BB: 0 P: 17	R: 0 E: 0 K: 1 S: 6	H: 1 LOB: 0 BB: 0 P: 8	R: 0 E: 0 K: 0 S: 7	H: 1 LOB: 0 BB: 0 P: 10	R: 0 E: 0 K: 0 S: 7	H: 0 LOB: 0 BB: 0 P: 13	R: 0 E: 0 K: 0 S: 6	H: 1 LOB: 1 BB: 0 P: 7	R: 0 E: 0 K: 1 S: 11	H: 1 LOB: 2 BB: 1 P: 19	R: 0 E: 0 K: 0 S: 13	H: 2 LOB: 2 BB: 0 P: 18	R: 1 E: 0 K: 1 S: 13	H: 2 LOB: 1 BB: 0 P: 17

AB	32
R	1
H	9
RBI	1
BB	1
SO	5
LOB	15

		1B	SF	WP	PA
		2B: 0	SAC: 1	PB: 0	
		3B: 0	DP: 2	SB: 0	
		HR: 1	HBP: 0	CS: 1	

PITCHER		IP	WLS	BF	H	R	ER	SO	BB	IBB	HBP	BLK	WP	HR	S	P	ERA	WHIP
Andy Ashby, R ERA: 2.27	(1, 1)	8.0	W	29	7	0	0	4	1	0	0	0	0	0	68	106	0.00	1.000
Dan Miceli, R ERA: 2.51	(9, 1)	0.0		2	2	1	1	0	0	0	0	0	0	1	4	6	∞	∞
Trevor Hoffman, R ERA: 1.8	(9, 1)	1.0	S	3	0	0	0	1	0	0	0	0	0	0	9	11	0.00	0.000

PITCHER		IP	WLS	BF	H	R	ER	SO	BB	IBB	HBP	BLK	WP	HR	S	P	ERA	WHIP

Batter	1	2	3	4	5	6	7	8	9	AB	R	H	RBI	BB	SO	LOB
Tony Womack, L (1, 4) OBP: 0.224, SLG: 0.217	C F F B X 1-2 G4-3			S B F B F F C 2-3 K		B B B B 4-0 1B 18 2B BB	C B B X 2-1 G1-3		C B S X 1-2 F8	4	1	0	0	1	1	3
Al Martin, L (1, 7) OBP: 0.267, SLG: 0.354	B F X 1-1 F8			C B S X 1-2 1B		X 0-0 1-3 18 2B 1B		B X 1-0 HR		4	2	3	1	0	0	0
18 Jason Kendall, R (1, 2) OBP: 0.425, SLG: 0.571	C B F X 1-2 L9			S X 0-1 F9		C F X 0-2 G6-3 FC3 1-H 3-H 2B		C B X 1-1 F8		4	1	1	2	0	0	1
Kevin Young, R (1, 3) OBP: 0.315, SLG: 0.434		B B C F S 2-3 K		B C X 1-1 F8		B S F X 1-2 G6-3 2-3		X 0-0 G6-3		4	0	0	0	0	1	2
Turner Ward, S (1, 8) OBP: 0.422, SLG: 0.444		C B C X 1-2 E5 PO			F X 0-1 G6-3	B B X 2-0 FC3 3-H		B C X 1-1 L4		4	0	0	1	0	0	0
Jose Guillen, R (1, 9) OBP: 0.320, SLG: 0.500		C B B X 2-1 F8			B F X 1-1 S 2B	B X 1-0 P3			F B B S B B 4-2 FC6-4 1B BB	3	0	1	0	1	0	1
Doug Strange, S (1, 5) OBP: 0.375, SLG: 0.417		0-0 PO 1-2	X 0-0 G6-3		B B B C B 4-1 S BB		X 0-0 G3		X 0-0 FC6-4 1-2 1B	3	0	1	0	1	0	0
Kevin Polcovich, R (1, 6) OBP: 0.214, SLG: 0.250			X 0-0 F8		C B F B F B F S 3-3 K 1-2 2-3		F B B B B 4-1 SH5-3 BB		X 0-0 FC6-4 S 1-2f 2-3	3	0	0	0	1	1	4
Jason Schmidt, R (1, 1) Jason Christiansen, R (8, 1) Jermaine Allensworth, R (9, PH) OBP: 0.437, SLG: 0.485 Ricardo Rincon, L (9, 1)			C C B S 1-3 K		S B C S 1-3 K		C B B X 2-1 SH5-3 1-2		C B F X 1-2 P4 1-2	2 0 1 0	0 0 0 0	0 0 0 0	0 0 0 0	0 0 0 0	2 0 0 0	2 0 2 0
Inning Stats	R: 0 H: 0 E: 0 LOB: 0 K: 0 BB: 0 S: 9 P: 12	R: 0 H: 0 E: 1 LOB: 0 K: 1 BB: 0 S: 8 P: 13	R: 0 H: 0 E: 0 LOB: 0 K: 1 BB: 0 S: 5 P: 6	R: 0 H: 1 E: 0 LOB: 1 K: 1 BB: 0 S: 12 P: 16	R: 0 H: 1 E: 0 LOB: 2 K: 2 BB: 1 S: 13 P: 22	R: 3 H: 2 E: 0 LOB: 0 K: 0 BB: 1 S: 9 P: 17	R: 0 H: 0 E: 0 LOB: 1 K: 0 BB: 1 S: 6 P: 14	R: 1 H: 1 E: 0 LOB: 0 K: 0 BB: 0 S: 6 P: 9	R: 0 H: 1 E: 0 LOB: 2 K: 0 BB: 1 S: 10 P: 16	1B: 3 SF: 0 2B: 2 SAC: 1 3B: 0 DP: 0 HR: 1 HBP: 0						WP: 0 PA: 38 PB: 0 SB: 3 CS: 0

TOP

Pittsburgh Pirates @ San Diego Padres

Qualcomm Stadium, San Diego, CA

Fri Apr 24 1998, 10:05 PM EDT

Att. 26,413 - Cloudy - 61 F

livebaseballscorecards.com

AB	32
R	4
H	6
RBI	4
BB	4
SO	5
LOB	15

PITCHER		IP	WLS	BF	H	R	ER	SO	BB	IBB	HBP	BLK	WP	HR	S	P	ERA	WHIP
Pete Smith, R ERA: 3.6	(1, 1)	5.0	L	21	4	3	3	5	2	0	0	0	0	0	51	77	5.40	1.200
Carlos Reyes, R ERA: 0.96	(6, 1)	3.0		11	1	1	1	0	1	0	0	0	0	1	17	32	3.00	0.667
Brian Boehringer, R ERA: 6.57	(9, 1)	1.0		5	1	0	0	0	1	0	0	0	0	0	10	16	0.00	2.000

PITCHER	IP	WLS	BF	H	R	ER	SO	BB	IBB	HBP	BLK	WP	HR	S	P	ERA	WHIP

BOTTOM

Pittsburgh Pirates @ San Diego Padres

Qualcomm Stadium, San Diego, CA

Fri Apr 24 1998, 10:05 PM EDT
Att. 26,413 - Cloudy - 61 F

livebaseballscorecards.com

Batter	1	2	3	4	5	6	7	8	9	AB	R	H	RBI	BB	SO	LOB
Quilvio Veras, S (1, 4) OBP: 0.404, SLG: 0.346 Brian Boehringer, S (9, 1)	C X 0-1 ① F7		B F B F X 2-2 G4-6-3 1B			F F B X 1-2 FC5-4 1B		B C S F X 1-2 ③ F7		4	0	2	0	0	0	0
										0	0	0	0	0	0	0
James Mouton, R (1, 9) OBP: 0.217, SLG: 0.318	C B B X 2-1 ② G4-3		C S X 0-2 ②③ G4-6-3 1-2f			B F B C X 2-2 ② FC5-4 1-2f 2B			C B X 1-1 ① F8	4	1	0	0	0	0	2
Steve Finley, L (1, 8) OBP: 0.242, SLG: 0.344	B C B B X 3-1 ③ F8			C B X 1-1 ① P5		C B B X 2-1 1-H 2B			X 0-0 ② P6	4	0	1	1	0	0	0
Ken Caminiti, S (1, 5) OBP: 0.302, SLG: 0.564		F X 0-1 ① G4-3		S F B S 1-3 ② K		C X 0-1 ③ F8			F B B S F X 2-2 ③ F8	4	0	0	0	0	1	1
Greg Vaughn, R (1, 7) OBP: 0.354, SLG: 0.522		C S X 0-2 E4 3B		F F B B B F F S 2-3 ③ K			X 0-0 ① G5-3			3	1	1	0	0	1	0
Mark Sweeney, L (1, 3) OBP: 0.217, SLG: 0.286		S F B B X 2-2 FC4 1B			S B F B F C 2-3 ① K		S F X 0-2 ② G6-3			3	0	1	0	0	1	0
Carlos Hernandez, R (1, 2) OBP: 0.316, SLG: 0.407		B B C X 2-1 ② FC4 1-2f			B C S B B S 2-3 ② K		B C B B F X 3-2 ③ G1-3			3	0	0	0	0	1	1
Chris Gomez, R (1, 6) OBP: 0.338, SLG: 0.390		C F B X 1-2 ③ P4			C B L F B B X 3-2 ③ F8			B F C X 1-2 ① P4		2	0	0	0	0	0	1
Pete Smith, R (1, 1) Carlos Reyes, S (6, 1) Andy Sheets, R (6, 6) OBP: 0.333, SLG: 0.591 Ed Giovanola, L (8, PH) Archi Cianfrocco, R (8, PH) OBP: 0.261, SLG: 0.455 (9, 4)			B C F C 1-3 ① K			C S B S 1-3 ① K		B S F F B F C 2-3 ② K		1	0	0	0	0	1	0
										0	0	0	0	0	0	0
										2	0	0	0	0	2	0
										0	0	0	0	0	0	0
										1	0	0	0	0	0	0

	AB	31
	R	2
	H	5
	RBI	1
	BB	0
	SO	7
	LOB	5

Inning Stats	1	2	3	4	5	6	7	8	9
	R: 0 E: 0 K: 0 S: 6	H: 0 LOB: 0 BB: 0 P: 11	R: 1 E: 1 K: 0 S: 13	H: 2 LOB: 1 BB: 0 P: 18	R: 0 E: 0 K: 1 S: 9	H: 1 LOB: 0 BB: 0 P: 12	R: 0 E: 0 K: 2 S: 10	H: 0 LOB: 0 BB: 0 P: 14	R: 0 E: 0 K: 2 S: 11	H: 0 LOB: 0 BB: 0 P: 18
	R: 1 E: 0 K: 1 S: 13	H: 2 LOB: 1 BB: 0 P: 19	R: 0 E: 0 K: 0 S: 7	H: 0 LOB: 0 BB: 0 P: 10	R: 0 E: 0 K: 1 S: 12	H: 0 LOB: 0 BB: 0 P: 16	R: 0 E: 0 K: 0 S: 7	H: 0 LOB: 0 BB: 0 P: 10		

	1B: 3	SF: 0	WP: 0	PA: 31
	2B: 1	SAC: 0	PB: 0	
	3B: 1	DP: 1	SB: 0	
	HR: 0	HBP: 0	CS: 0	

PITCHER		IP	WLS	BF	H	R	ER	SO	BB	IBB	HBP	BLK	WP	HR	S	P	ERA	WHIP
Jason Schmidt, R ERA: 5.28	(1, 1)	7.0	W	25	5	2	2	6	0	0	0	0	0	0	69	102	2.57	0.714
Jason Christiansen, L ERA: 1.42	(8, 1)	1.0		3	0	0	0	1	0	0	0	0	0	0	12	16	0.00	0.000
Ricardo Rincon, L ERA:	(9, 1)	1.0	S	3	0	0	0	0	0	0	0	0	0	0	7	10	0.00	0.000

PITCHER	IP	WLS	BF	H	R	ER	SO	BB	IBB	HBP	BLK	WP	HR	S	P	ERA	WHIP

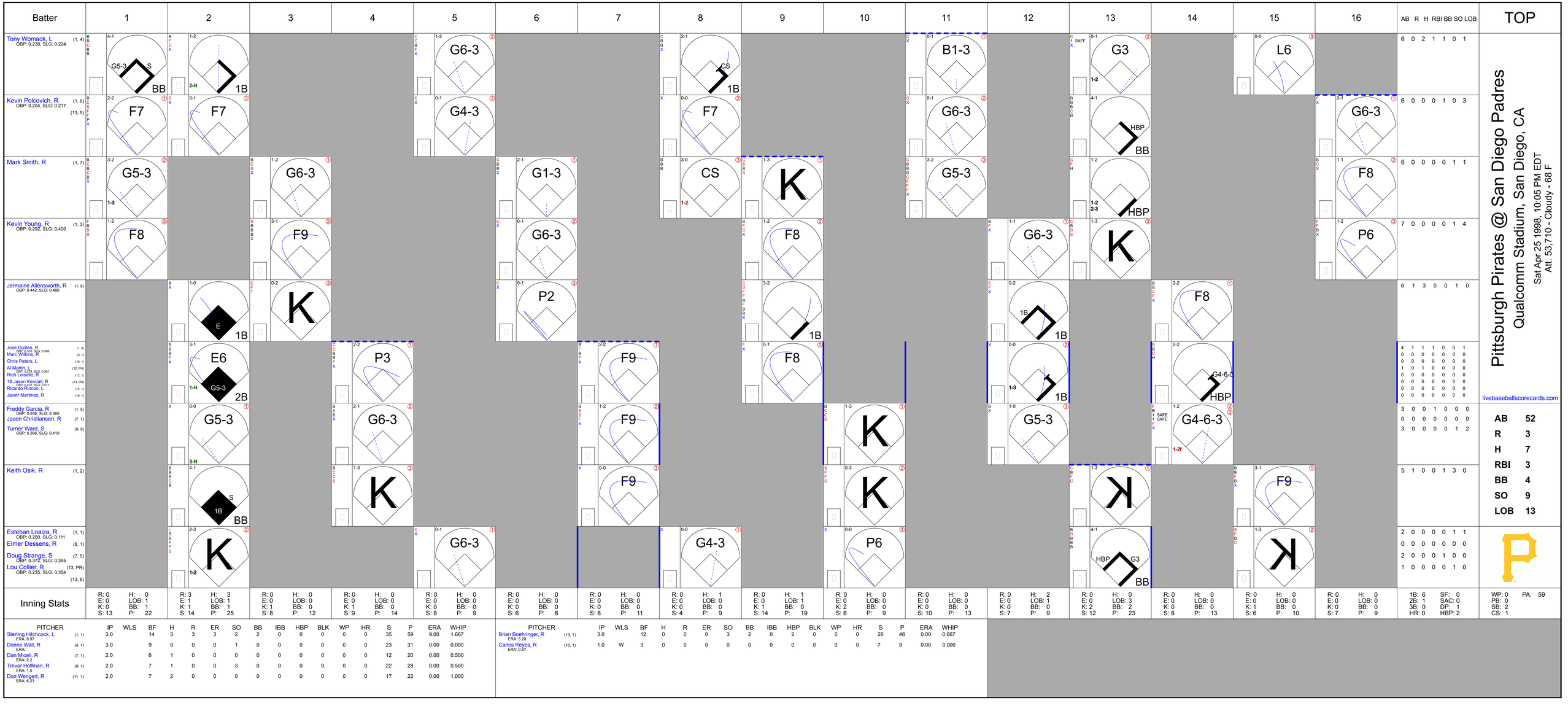
Batter
1
2
3
4
5
6
7
8
9
10
11
12
13
14
15
16
AB R H RBI BB SO LOB
TOP
Tony Womack, L (1, 4) OBP: 0.238, SLG: 0.224
Kevin Polcovich, R (1, 6) OBP: 0.204, SLG: 0.217 (13, 5)
Mark Smith, R (1, 7)
Kevin Young, R (1, 3) OBP: 0.292, SLG: 0.400
Jermaine Allensworth, R (1, 8) OBP: 0.442, SLG: 0.486
Jose Guillen, R (1, 9) OBP: 0.316, SLG: 0.500
Marc Wilkins, R (9, 1)
Chris Peters, L (10, 1)
Al Martin, L (12, PH) OBP: 0.276, SLG: 0.361
Rich Loiselle, R (12, 1)
18 Jason Kendall, R (14, PH) OBP: 0.402, SLG: 0.671
Ricardo Rincon, L (14, 1)
Javier Martinez, R (16, 1)
Freddy Garcia, R (1, 5) OBP: 0.246, SLG: 0.385
Jason Christiansen, R (7, 1)
Turner Ward, S (9, 9) OBP: 0.396, SLG: 0.410
Keith Osik, R (1, 2)
Esteban Loaiza, R (1, 1) OBP: 0.200, SLG: 0.111
Elmer Dessens, R (6, 1)
Doug Strange, S (7, 5) OBP: 0.372, SLG: 0.395
Lou Collier, R (13, PR) OBP: 0.235, SLG: 0.354 (13, 6)
Pittsburgh Pirates @ San Diego Padres
Qualcomm Stadium, San Diego, CA
Sat Apr 25 1998, 10:05 PM EDT
Att. 53,710 - Cloudy - 68 F
livebaseballscorecards.com
AB 52
R 3
H 7
RBI 3
BB 4
SO 9
LOB 13
Inning Stats
PITCHER IP WLS BF H R ER SO BB IBB HBP BLK WP HR S P ERA WHIP
Sterling Hitchcock, L (1, 1) ERA: 6.97 3.0 14 3 3 3 2 2 0 0 0 0 0 0 35 59 9.00 1.667
Donne Wall, R (4, 1) ERA: 3.0 9 0 0 0 1 0 0 0 0 0 0 0 23 31 0.00 0.000
Dan Miceli, R (7, 1) ERA: 2.2 2.0 6 1 0 0 0 0 0 0 0 0 0 0 12 20 0.00 0.500
Trevor Hoffman, R (9, 1) ERA: 1.5 2.0 7 1 0 0 3 0 0 0 0 0 0 0 22 28 0.00 0.500
Don Wengert, R (11, 1) ERA: 6.23 2.0 7 2 0 0 0 0 0 0 0 0 0 0 17 22 0.00 1.000
PITCHER IP WLS BF H R ER SO BB IBB HBP BLK WP HR S P ERA WHIP
Brian Boehringer, R (13, 1) ERA: 5.26 3.0 12 0 0 0 3 2 0 2 0 0 0 0 26 46 0.00 0.667
Carlos Reyes, R (16, 1) ERA: 0.87 1.0 W 3 0 0 0 0 0 0 0 0 0 0 7 9 0.00 0.000
1B: 6 SF: 0
2B: 1 SAC: 0
3B: 0 DP: 1
HR: 0 HBP: 2
WP: 0 PA: 59
PB: 0
SB: 2
CS: 1

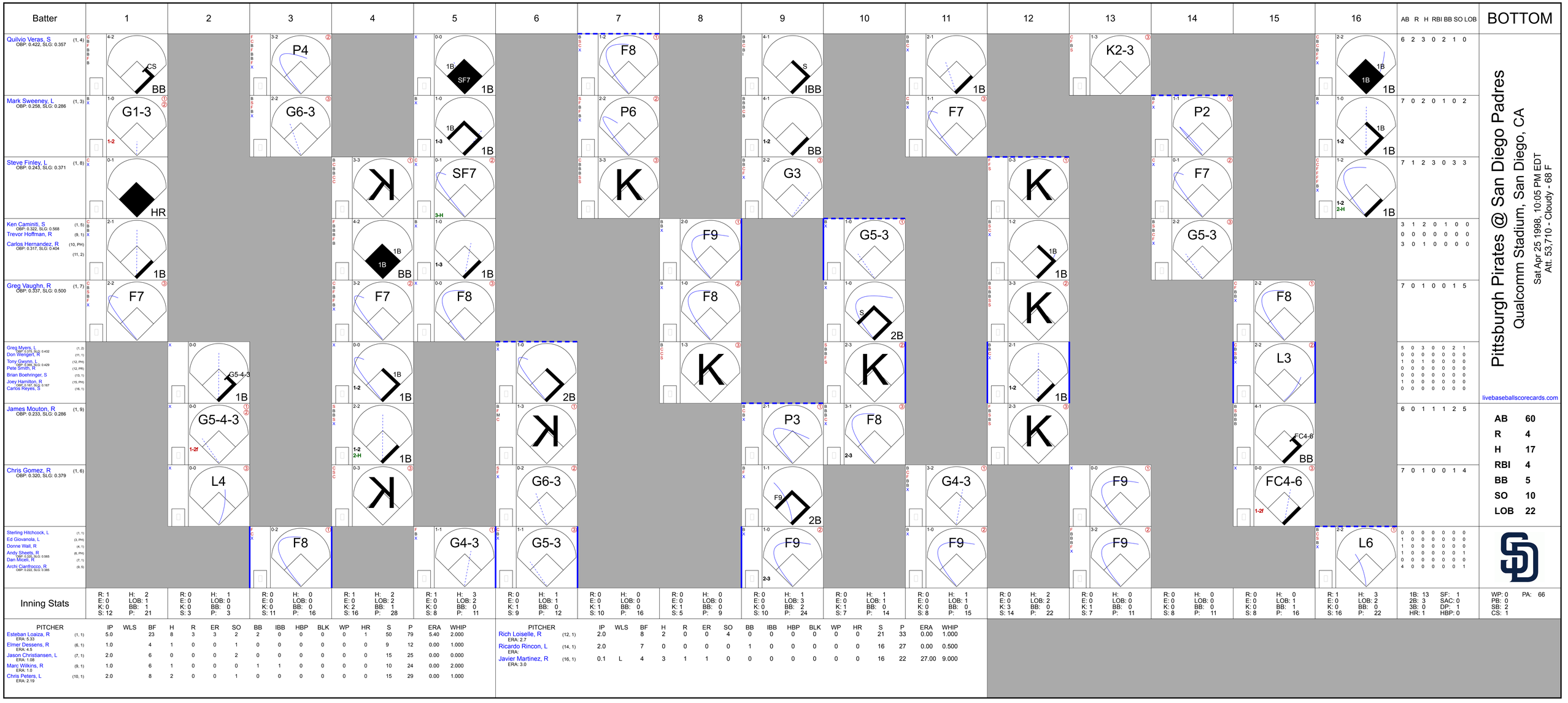
Batter
1
2
3
4
5
6
7
8
9
10
11
12
13
14
15
16
AB R H RBI BB SO LOB
BOTTOM
Quilvio Veras, S (1, 4) OBP: 0.422, SLG: 0.357
Mark Sweeney, L (1, 3) OBP: 0.258, SLG: 0.286
Steve Finley, L (1, 8) OBP: 0.243, SLG: 0.371
Ken Caminiti, S (1, 5) OBP: 0.322, SLG: 0.568
Trevor Hoffman, R (9, 1)
Carlos Hernandez, R (10, PH) OBP: 0.317, SLG: 0.404 (11, 2)
Greg Vaughn, R (1, 7) OBP: 0.337, SLG: 0.500
Greg Myers, L (1, 2)
Don Wengert, R (11, 1)
Tony Gwynn, L (12, PH) OBP: 0.333, SLG: 0.429
Pete Smith, R (12, PR)
Brian Boehringer, S (13, 1)
Joey Hamilton, R (15, PH) OBP: 0.000, SLG: 0.167
Carlos Reyes, S (16, 1)
James Mouton, R (1, 9) OBP: 0.233, SLG: 0.286
Chris Gomez, R (1, 6) OBP: 0.320, SLG: 0.379
Sterling Hitchcock, L (1, 1)
Ed Giovanola, L (3, PH)
Donne Wall, R (4, 1)
Andy Sheets, R (6, PH) OBP: 0.200, SLG: 0.565
Dan Miceli, R (7, 1)
Archi Cianfrocco, R (9, 5) OBP: 0.222, SLG: 0.385
Inning Stats
PITCHER IP WLS BF H R ER SO BB IBB HBP BLK WP HR S P ERA WHIP
Esteban Loaiza, R (1, 1) ERA: 5.33 5.0 23 8 3 3 3 2 2 0 0 0 0 1 50 79 5.40 2.000
Elmer Dessens, R (6, 1) ERA: 4.5 1.0 4 1 0 0 1 0 0 0 0 0 0 0 9 12 0.00 1.000
Jason Christiansen, L (7, 1) ERA: 1.08 2.0 6 0 0 0 2 0 0 0 0 0 0 0 15 25 0.00 0.000
Marc Wilkins, R (9, 1) ERA: 1.0 1.0 6 1 0 0 0 1 1 0 0 0 0 0 10 24 0.00 2.000
Chris Peters, L (10, 1) ERA: 2.19 2.0 8 2 0 0 1 0 0 0 0 0 0 0 15 29 0.00 1.000
PITCHER IP WLS BF H R ER SO BB IBB HBP BLK WP HR S P ERA WHIP
Rich Loiselle, R (12, 1) ERA: 2.7 2.0 8 2 0 0 0 4 0 0 0 0 0 0 21 33 0.00 1.000
Ricardo Rincon, L (14, 1) ERA: 2.0 7 0 0 0 0 1 0 0 0 0 0 0 16 27 0.00 0.500
Javier Martinez, R (16, 1) ERA: 3.0 0.1 L 4 3 1 1 0 0 0 0 0 0 0 16 22 27.00 9.000
Pittsburgh Pirates @ San Diego Padres
Qualcomm Stadium, San Diego, CA
Sat Apr 25 1998, 10:05 PM EDT
Att. 53,710 - Cloudy - 68 F
livebaseballscorecards.com
AB 60
R 4
H 17
RBI 4
BB 5
SO 10
LOB 22
1B: 13 SF: 1
2B: 3 SAC: 0
3B: 0 DP: 1
HR: 1 HBP: 0
WP: 0 PA: 66
PB: 0
SB: 2
CS: 1

Batter	1	2	3	4	5	6	7	8	9	AB	R	H	RBI	BB	SO	LOB
Tony Womack, L (1, 4) OBP: 0.255, SLG: 0.243	B B C F F X 2-2 ① G4-3		B X 1-0 ③ G4-3			B B X 2-0 FC6-4 1-2 1B		B B X 2-0 1B 18 1B 1B	S F B F B X 2-2 1-2 HR 1B	5	2	3	0	0	0	1
Al Martin, L (1, 7) OBP: 0.283, SLG: 0.398	X 0-0 ② G4-1			X 0-0 ① F7		C X 0-1 ② FC6-4 1-2f 2-3		1 SAFE C 1 SAFE 1 SAFE X 0-1 F9 18 1B 1-3 1B	C B B B X 3-1 1-H 2-H HR	5	1	2	3	0	0	2
18 Jason Kendall, R (1, 2) OBP: 0.430, SLG: 0.561	B X 1-0 ③ G6-3			B F B X 2-1 G5-4-3 1B		C T S 0-3 ③ K		X 0-0 1-2 3-H 1B	B X 1-0 ③ G5-3	5	0	2	1	0	1	2
Kevin Young, R (1, 3) OBP: 0.280, SLG: 0.383		B F S S 1-3 ① K		X 0-0 ② ③ G5-4-3 1-2f			B S X 1-1 ① F9	X 0-0 ① F9		4	0	0	0	0	1	3
Jermaine Allensworth, R (1, 8) OBP: 0.432, SLG: 0.474		C B F B T T F F B X 3-2 ② L6			C B B F F S 2-3 ① K		F B X 1-1 1B 1B 1B	F X 0-1 ② F9 2-3		4	1	1	0	0	1	2
Jose Guillen, R (1, 9) OBP: 0.317, SLG: 0.494 Turner Ward, S (7, 9) OBP: 0.388, SLG: 0.400		B T F F B S 2-3 ③ K			F C T 0-2 ② K		S 1 SAFE X 0-1 1B 1-2 WP 1B	1 SAFE S B X 1-1 ③ G3		3 1	1 0	1 0	0 0	0 0	2 0	0 2
Doug Strange, S (1, 5) OBP: 0.362, SLG: 0.381			S S B S 1-3 ① K		X 0-0 ③ G3-1		B X 1-0 E 1-3 2-H FC5-2 1B	B B B C F F F X 3-2 ① F7		4	0	1	1	0	1	0
Kevin Polcovich, R (1, 6) OBP: 0.208, SLG: 0.220			C F B T X 1-2 S 1B			B B B C S T X 3-2 ① G1-3	B B X 2-0 ② FC5-2 1-H 3-H		X 0-0 ② F9	4	0	1	0	0	0	1
Jon Lieber, L (1, 1) OBP: 0.417, SLG: 0.364 Ricardo Rincon, L (9, 1)			B C C M 1-3 ② K 1-2			C X 0-1 FC6-4 1B 1B	X 0-0 ③ G3		F X 0-1 1B HR 1B	4 0	1 0	2 0	0 0	0 0	1 0	2 0
Inning Stats	R: 0 E: 0 K: 0 S: 6 H: 0 LOB: 0 BB: 0 P: 9	R: 0 E: 0 K: 2 S: 12 H: 0 LOB: 0 BB: 0 P: 18	R: 0 E: 0 K: 2 S: 11 H: 1 LOB: 1 BB: 0 P: 15	R: 0 E: 0 K: 0 S: 4 H: 1 LOB: 0 BB: 0 P: 6	R: 0 E: 0 K: 2 S: 8 H: 0 LOB: 0 BB: 0 P: 10	R: 0 E: 0 K: 1 S: 12 H: 2 LOB: 2 BB: 0 P: 17	R: 2 E: 0 K: 0 S: 9 H: 3 LOB: 1 BB: 0 P: 14	R: 1 E: 0 K: 0 S: 9 H: 3 LOB: 2 BB: 0 P: 12	R: 3 E: 0 K: 0 S: 15 H: 3 LOB: 0 BB: 0 P: 24	1B: 12 2B: 0 3B: 0 HR: 1	SF: 0 SAC: 0 DP: 1 HBP: 0						

TOP

Pittsburgh Pirates @ San Diego Padres

Qualcomm Stadium, San Diego, CA

Sun Apr 26 1998, 6:33 AM EDT

Att. 42,281 - Sunny - 74 F

livebaseballscorecards.com

AB	39
R	6
H	13
RBI	5
BB	0
SO	7
LOB	15

PITCHER		IP	WLS	BF	H	R	ER	SO	BB	IBB	HBP	BLK	WP	HR	S	P	ERA	WHIP
Kevin Brown, R ERA: 2.45	(1, 1)	8.0	L	33	10	3	3	7	0	0	0	0	1	0	71	101	3.38	1.250
Don Wengert, R ERA: 8.38	(9, 1)	1.0		6	3	3	3	0	0	0	0	0	0	1	15	24	27.00	3.000

PITCHER	IP	WLS	BF	H	R	ER	SO	BB	IBB	HBP	BLK	WP	HR	S	P	ERA	WHIP

Batter	1	2	3	4	5	6	7	8	9	AB	R	H	RBI	BB	SO	LOB
Steve Finley, L (1, 8) OBP: 0.252, SLG: 0.380	X 0-0 FC4-5 2B		B B B X 3-0 ③ G3-1			B B B C X 3-1 ① G4-3			B B B C B 4-1 F9 WP BB	3	0	1	0	1	0	0
Ed Giovanola, L (1, 4) Andy Sheets, R (9, PH) OBP: 0.308, SLG: 0.542	X 0-0 ① FC4-5 L6-4 1B 2-3			B B F B X 3-1 ① F7		B B X 2-0 ② F8			F B C B S 2-3 ① K 1-2	3 1	0 0	0 0	0 0	0 0	0 1	1 1
Tony Gwynn, L (1, 9) OBP: 0.360, SLG: 0.420	B C F X 1-2 1-2 1B			C B F X 1-2 ② G3		B X 1-0 ③ G3			B B C X 2-1 ② F9 2-3	4	0	1	0	0	0	1
Ken Caminiti, S (1, 5) OBP: 0.309, SLG: 0.541	B S F X 1-2 ②③ L6-4 2-3			B S S B F B S 3-3 ③ K			B B F F B S 3-3 ① K		X 0-0 ③ G6-3	4	0	0	0	0	2	3
Greg Vaughn, R (1, 7) OBP: 0.337, SLG: 0.494		B B X 2-0 ① P4			B B C X 2-1 G2-3 1B		X 0-0 ② F8			3	0	1	0	0	0	0
Carlos Hernandez, R (1, 2) OBP: 0.302, SLG: 0.383		C S S 0-3 ② K			X 0-0 ① G2-3 1-2		B F B X 2-1 ③ P4			3	0	0	0	0	1	1
Archi Cianfrocco, R (1, 3) OBP: 0.200, SLG: 0.345		F F B S 1-3 ③ K			B B C C S 2-3 ② K			C S S 0-3 ① K		3	0	0	0	0	3	1
Chris Gomez, R (1, 6) OBP: 0.321, SLG: 0.368			F B B S B C 3-3 ① K		I B B I 4-0 IBB			X 0-0 ② G3		2	0	0	0	1	1	0
Kevin Brown, R (1, 1) OBP: 0.267, SLG: 0.333 Greg Myers, L (8, PH) OBP: 0.366, SLG: 0.421 Don Wengert, R (9, 1)			B C F C 1-3 ② K		S B S B F X 2-2 ③ P2			B B S B X 3-1 ③ F8		2 1 0	0 0 0	0 0 0	0 0 0	0 0 0	1 0 0	2 0 0
Inning Stats	R: 0 E: 0 K: 0 S: 8 H: 2 LOB: 1 BB: 0 P: 10	R: 0 E: 0 K: 2 S: 7 H: 0 LOB: 0 BB: 0 P: 10	R: 0 E: 0 K: 2 S: 7 H: 0 LOB: 0 BB: 0 P: 14	R: 0 E: 0 K: 1 S: 9 H: 0 LOB: 0 BB: 0 P: 16	R: 0 E: 0 K: 1 S: 10 H: 1 LOB: 2 BB: 1 P: 20	R: 0 E: 0 K: 0 S: 4 H: 0 LOB: 0 BB: 0 P: 10	R: 0 E: 0 K: 1 S: 6 H: 0 LOB: 0 BB: 0 P: 11	R: 0 E: 0 K: 1 S: 6 H: 0 LOB: 0 BB: 0 P: 9	R: 0 E: 0 K: 1 S: 7 H: 0 LOB: 1 BB: 1 P: 15	1B: 2 2B: 2 3B: 0 HR: 0	SF: 0 SAC: 0 DP: 1 HBP: 0						

PITCHER		IP	WLS	BF	H	R	ER	SO	BB	IBB	HBP	BLK	WP	HR	S	P	ERA	WHIP
Jon Lieber, R ERA: 5.17	(1, 1)	8.0	W	28	3	0	0	8	1	1	0	0	0	0	58	105	0.00	0.500
Ricardo Rincon, L ERA:	(9, 1)	1.0		3	0	0	0	1	0	0	0	0	1	0	6	10	0.00	0.000

PITCHER	IP	WLS	BF	H	R	ER	SO	BB	IBB	HBP	BLK	WP	HR	S	P	ERA	WHIP

BOTTOM

Pittsburgh Pirates @ San Diego Padres

Qualcomm Stadium, San Diego, CA

Sun Apr 26 1998, 6:33 AM EDT
Att. 42,281 - Sunny - 74 F

livebaseballscorecards.com

AB	29
R	0
H	3
RBI	0
BB	2
SO	9
LOB	10

WP: 1 PA: 31
PB: 0
SB: 0
CS: 0

Batter	1	2	3	4	5	6	7	8	9	AB	R	H	RBI	BB	SO	LOB
Lance Johnson, L (1, 8) OBP: 0.164, SLG: 0.192	C F X 0-2 ① G4-3	F F F B B X 2-2 ③ G1-3			X 0-0 2B 1B		X 0-0 ② G4-3			4	1	1	0	0	0	1
Mickey Morandini, L (1, 4) OBP: 0.398, SLG: 0.398	B B C B B 4-1 HR BB	F B F X 1-2 G6-4-3 1B			C 1 SAFE X 0-1 ① F7		X 0-0 E S 1B			3	1	2	0	1	0	1
Sammy Sosa, R (1, 9) OBP: 0.391, SLG: 0.560	C X 0-1 1-H HR	C F X 0-2 ① F8			F S F C 0-3 ② K		S B S B X 2-2 ③ L3 1-3			4	1	1	2	0	1	3
Mark Grace, L (1, 3) OBP: 0.411, SLG: 0.376	C B B C B X 3-2 ② G3-1		1 SAFE X 0-0 ②③ G6-4-3 1-2f		1 SAFE B P X 2-0 1-H 2B			B B C X 2-1 ① L4		4	0	1	1	0	0	1
Henry Rodriguez, L (1, 7) OBP: 0.390, SLG: 0.578 José Hernández, R (8, 7) OBP: 0.200, SLG: 0.324	T B B F X 2-2 2B			B F X 1-1 ① G4-3	F F X 0-2 ③ F8			C C B F S 1-3 ② K		4 0	0 0	1 0	0 0	0 0	1 0	1 0
Jeff Blauser, R (1, 6) OBP: 0.376, SLG: 0.321	F F S 0-3 ③ K			B B B C B 4-1 BB 1B BB		F B S S 1-3 ① K		C F S 0-3 ③ K		3	0	0	0	1	3	1
Tyler Houston, L (1, 2) OBP: 0.214, SLG: 0.296		B S X 1-1 FC1-6 1B		X 0-0 BB 1-2 1B		C B F B S 2-3 ② K			C B F C 1-3 ① K	4	0	2	0	0	2	0
Kevin Orie, R (1, 5) OBP: 0.253, SLG: 0.297		X 0-0 ① P4		B B F B C B 4-2 G4-3 1-2 2-3 BB		S B X 1-1 ③ G4-3			C B S X 1-2 ② G6-3	3	0	0	0	1	0	1
Kevin Tapani, R (1, 1) OBP: 0.176, SLG: 0.071 Brant Brown, L (9, PH) OBP: 0.396, SLG: 0.542 Rod Beck, R (9, 1)		B X 1-0 ② FC1-6 1-2f		F X 0-1 ②③ G4-3 1-2f			B B B S C X 3-2 ① G6-3		F B X 1-1 ③ F8	3 1 0	0 0 0	0 0 0	0 0 0	0 0 0	0 0 0	4 0 0
Inning Stats	R: 2 H: 2 E: 0 LOB: 1 K: 1 BB: 1 S: 15 P: 24	R: 0 H: 1 E: 0 LOB: 1 K: 0 BB: 0 S: 8 P: 12	R: 0 H: 1 E: 0 LOB: 0 K: 0 BB: 0 S: 7 P: 8	R: 0 H: 1 E: 0 LOB: 2 K: 0 BB: 2 S: 8 P: 17	R: 1 H: 2 E: 0 LOB: 1 K: 1 BB: 0 S: 12 P: 13	R: 0 H: 0 E: 0 LOB: 0 K: 2 BB: 0 S: 8 P: 12	R: 0 H: 1 E: 0 LOB: 1 K: 0 BB: 0 S: 8 P: 13	R: 0 H: 0 E: 0 LOB: 0 K: 2 BB: 0 S: 9 P: 12	R: 0 H: 0 E: 0 LOB: 0 K: 1 BB: 0 S: 8 P: 11	1B: 5 SF: 0 2B: 2 SAC: 0 3B: 0 DP: 2 HR: 1 HBP: 0						WP: 0 PA: 36 PB: 0 SB: 1 CS: 0

PITCHER		IP	WLS	BF	H	R	ER	SO	BB	IBB	HBP	BLK	WP	HR	S	P	ERA	WHIP
Joey Hamilton, R ERA: 4.7	(1, 1)	7.0	L	30	8	3	3	4	3	0	0	0	0	1	66	99	3.86	1.571
Donne Wall, R ERA:	(8, 1)	2.0		6	0	0	0	3	0	0	0	0	0	0	17	23	0.00	0.000

PITCHER	IP	WLS	BF	H	R	ER	SO	BB	IBB	HBP	BLK	WP	HR	S	P	ERA	WHIP

TOP

Chicago Cubs @ San Diego Padres

Qualcomm Stadium, San Diego, CA

Mon Apr 27 1998, 10:05 PM EDT

Att. 20,106 - Unknown - 70 F

livebaseballscorecards.com

AB	33
R	3
H	8
RBI	3
BB	3
SO	7
LOB	13

Chicago Cubs @ San Diego Padres

Qualcomm Stadium, San Diego, CA

Mon Apr 27 1998, 10:05 PM EDT

Att. 20,106 - Unknown - 70 F

livebaseballscorecards.com

BOTTOM

Batter	1	2	3	4	5	6	7	8	9	AB	R	H	RBI	BB	SO	LOB
Quilvio Veras, S (1, 4) OBP: 0.425, SLG: 0.375	B B C S X 2-2 F9 ①		B X 1-0 FC6-4 1B		B X 1-0 3B 2B		B F X 1-1 G3 ②			4	1	2	0	0	0	0
Steve Finley, L (1, 8) OBP: 0.261, SLG: 0.398	C S B B B F B 4-2 S BB		X 0-0 FC6-4 1B 1-2f ②		B C S X 1-2 2-H 3B		B B X 2-0 P5 ③			3	0	1	1	1	0	1
Tony Gwynn, L (1, 9) OBP: 0.366, SLG: 0.417	C B B X 2-1 F7 ②		S 1 SAFE C X 0-2 1-3 1B		B B B B 4-0 HBP BB			C X 0-1 F7 ①		3	0	1	0	1	0	1
Ken Caminiti, S (1, 5) OBP: 0.306, SLG: 0.523	C C B B B F X 3-2 F9 ③ 1-2		B F B B X 3-1 G4-3 ③		B C H 2-1 FC6-4 1-2 HBP			C B C X 1-2 G6-3 ②		3	0	0	0	0	0	3
Greg Vaughn, R (1, 7) OBP: 0.323, SLG: 0.469		X 0-0 P3 ①		B F C B X 2-2 G5-3 ①	C S B B X 2-2 FC6-4 ③ 1-2f			F X 0-1 E5		4	0	0	0	0	0	3
Greg Myers, L (1, 2) OBP: 0.356, SLG: 0.405		C B S B F B X 3-2 FC4-6 1B		C X 0-1 G4-3 ②		C B X 1-1 G4-3 ①		C B B X 2-1 G3 ③		4	0	1	0	0	0	1
Archi Cianfrocco, R (1, 3) OBP: 0.182, SLG: 0.313 Mark Sweeney, L (9, PH) OBP: 0.250, SLG: 0.276		S X 0-1 FC4-6 FC6-4 1-2f ②		F X 0-1 G1-3 ③		B S S S 1-3 K ②			X 0-0 F7 ①	3 1	0 0	0 0	0 0	0 0	1 0	1 0
Chris Gomez, R (1, 6) OBP: 0.305, SLG: 0.347		B B X 2-0 FC6-4 1-2f ③			B X 1-0 F9 ①	C F B F S 1-3 K ③			F F B B S 2-3 K ②	4	0	0	0	0	2	1
Joey Hamilton, R (1, 1) OBP: 0.143, SLG: 0.143 Ed Giovanola, L (7, PH) Donne Wall, R (8, 1) James Mouton, R (9, PH) OBP: 0.226, SLG: 0.276			C F S 0-3 K2-3 ①		F X 0-1 F9 ②		X 0-0 G4-3 ①		B C F X 1-2 G6-3 ③	2 1 0 1	0 0 0 0	0 0 0 0	0 0 0 0	1 0 0 0	0 0 0 0	0 0 0 0
Inning Stats	R: 0 E: 0 K: 0 S: 12 H: 0 LOB: 1 BB: 1 P: 23	R: 0 E: 0 K: 0 S: 8 H: 1 LOB: 1 BB: 0 P: 13	R: 0 E: 0 K: 1 S: 10 H: 2 LOB: 2 BB: 0 P: 14	R: 0 E: 0 K: 0 S: 7 H: 0 LOB: 0 BB: 0 P: 9	R: 1 E: 0 K: 0 S: 11 H: 2 LOB: 3 BB: 1 P: 22	R: 0 E: 0 K: 2 S: 9 H: 0 LOB: 0 BB: 0 P: 12	R: 0 E: 0 K: 0 S: 4 H: 0 LOB: 0 BB: 0 P: 7	R: 0 E: 1 K: 0 S: 9 H: 0 LOB: 1 BB: 0 P: 12	R: 0 E: 0 K: 1 S: 7 H: 0 LOB: 0 BB: 0 P: 10	1B: 3 2B: 1 3B: 1 HR: 0	SF: 0 SAC: 0 DP: 0 HBP: 1			WP: 0 PB: 0 SB: 1 CS: 0		PA: 36	

	AB	33
	R	1
	H	5
	RBI	1
	BB	2
	SO	4
	LOB	11

PITCHER		IP	WLS	BF	H	R	ER	SO	BB	IBB	HBP	BLK	WP	HR	S	P	ERA	WHIP
Kevin Tapani, R ERA: 4.14	(1, 1)	8.0	W	33	5	1	1	3	2	0	1	0	0	0	70	112	1.12	0.875
Rod Beck, R ERA: 2.25	(9, 1)	1.0	S	3	0	0	0	1	0	0	0	0	0	0	7	10	0.00	0.000

PITCHER	IP	WLS	BF	H	R	ER	SO	BB	IBB	HBP	BLK	WP	HR	S	P	ERA	WHIP

Chicago Cubs @ San Diego Padres

Qualcomm Stadium, San Diego, CA

Tue Apr 28 1998, 10:05 PM EDT

Att. 21,024 - Unknown - 71 F

livebaseballscorecards.com

Batter	1	2	3	4	5	6	7	8	9	AB	R	H	RBI	BB	SO	LOB
Brant Brown, L (1, 8) OBP: 0.386, SLG: 0.558	G4-3		SF7 3B		G1-3			E6 BB		4	1	1	0	0	0	0
Mickey Morandini, L (1, 4) OBP: 0.383, SLG: 0.385	G4-3		SF7 3-H		E6 FC5-4			P5		3	0	0	1	0	0	1
Sammy Sosa, R (1, 9) OBP: 0.404, SLG: 0.563	S 1B 1B		WP 1B G4-3 1B		FC5-4 CS 1-2f			G4-6-3 BB 1-2		3	2	2	0	1	0	1
Mark Grace, L (1, 3) OBP: 0.414, SLG: 0.381	1B 1B 1-H		G4-3 WP 1B 1-2		CS 1-2	G4-3		G4-6-3 1-2f		4	0	2	1	0	0	2
Henry Rodriguez, L (1, 7) OBP: 0.385, SLG: 0.563	FC4-6 1B 1-3		G4-3 1-3 2-H			F7			F7	4	0	1	1	0	0	1
Jeff Blauser, R (1, 6) OBP: 0.365, SLG: 0.310 Marc Pisciotta, R (6, 1) OBP: 0.500, SLG: 0.500 Terry Mulholland, R (7, 1) Scott Servais, R (9, PH) OBP: 0.274, SLG: 0.250	FC4-6 1-2f		G1-3			L5			F7	3 0 0 1	0 0 0 0	0 0 0 0	0 0 0 0	0 0 0 0	0 0 0 0	3 0 0 0
Tyler Houston, L (1, 2) OBP: 0.226, SLG: 0.300 Manny Alexander, R (9, PH) OBP: 0.385, SLG: 0.520		F7	F7				G6-4-3 1B		F7 1B	3 1	0 0	1 1	0 0	0 0	0 0	0 0
Kevin Orie, R (1, 5) OBP: 0.243, SLG: 0.284		K	F8				F8		P3	4	0	0	0	0	1	2
Mark Clark, R (1, 1) OBP: 0.100, SLG: 0.100 Bob Patterson, R (6, 1) José Hernández, R (6, 6) OBP: 0.194, SLG: 0.314		K	P4				G6-4-3 1-2f			2 0 1	0 0 0	0 0 0	0 0 0	0 0 0	1 0 0	0 0 1
Inning Stats	R: 1 E: 0 K: 0 S: 13 H: 3 LOB: 2 BB: 0 P: 21	R: 0 E: 0 K: 2 S: 8 H: 0 LOB: 0 BB: 0 P: 11	R: 2 E: 0 K: 0 S: 9 H: 3 LOB: 1 BB: 0 P: 14	R: 0 E: 0 K: 0 S: 7 H: 0 LOB: 0 BB: 0 P: 9	R: 0 E: 1 K: 0 S: 7 H: 0 LOB: 0 BB: 0 P: 10	R: 0 E: 0 K: 0 S: 7 H: 0 LOB: 0 BB: 0 P: 11	R: 0 E: 0 K: 0 S: 6 H: 1 LOB: 0 BB: 0 P: 8	R: 0 E: 1 K: 0 S: 8 H: 0 LOB: 1 BB: 1 P: 14	R: 0 E: 0 K: 0 S: 7 H: 1 LOB: 1 BB: 0 P: 11	1B: 7 2B: 0 3B: 1 HR: 0	SF: 1 SAC: 0 DP: 2 HBP: 0						

TOP	
AB	33
R	3
H	8
RBI	3
BB	1
SO	2
LOB	11

WP: 1 PB: 0 SB: 1 CS: 1 PA: 36

PITCHER	IP	WLS	BF	H	R	ER	SO	BB	IBB	HBP	BLK	WP	HR	S	P	ERA	WHIP
Andy Ashby, R (1, 1) ERA: 2.53	7.0	W	27	7	3	3	2	0	0	0	0	1	0	57	84	3.86	1.000
Sterling Hitchcock, L (8, 1) ERA: 5.84	2.0	S	8	1	0	0	0	1	0	0	0	0	0	15	25	0.00	1.000

PITCHER	IP	WLS	BF	H	R	ER	SO	BB	IBB	HBP	BLK	WP	HR	S	P	ERA	WHIP

Batter	1	2	3	4	5	6	7	8	9	AB	R	H	RBI	BB	SO	LOB
Quilvio Veras, S (1, 4) OBP: 0.432, SLG: 0.380	B C F B X 2-2 BB 1B 1B 1B	B C C B B X 3-2 S 1B 1B		B C X 1-1 G6-3 ③		X 0-0 G6-3 ①	B B B B 4-0 G4-6-3 1-2 BB			4	2	2	0	1	0	0
Steve Finley, L (1, 8) OBP: 0.267, SLG: 0.387	1 SAFE B 1 SAFE C B 1 SAFE F 1 SAFE 1 SAFE 2-2 F X F9 ①	B B C B C B 4-2 1B 1-2 BB			C B B B 4-1 1B SF8 BB	C S B X 1-2 F8 ②	X 0-0 G4-6-3 1-2f ② ③			3	1	0	0	2	0	4
Tony Gwynn, L (1, 9) OBP: 0.398, SLG: 0.483	B X 1-0 1B BB 1-2 1B 1B	B X 1-0 1-2 2-H 1B			B X 1-0 1B 1-3 2B 1B	B X 1-0 BB 1B		C X 0-1 HR		5	3	5	2	0	0	0
Ken Caminiti, S (1, 5) OBP: 0.311, SLG: 0.511	B B B C C B 4-2 1B 1B 1-2 2-3 BB	B B X 2-0 F7 ③			X 0-0 SF8 ① 3-H	B C B B B 4-1 1-2 BB		B S S B F S 2-3 K ①		2	0	0	1	2	1	2
Greg Vaughn, R (1, 7) OBP: 0.316, SLG: 0.453	B F X 1-1 1B 1-2 2-3 3-H 1B		B F X 1-1 F3 ①		1 SAFE F X 0-1 P4 ②	X 0-0 G6-3 ③		X 0-0 F8 ②		5	0	1	1	0	0	3
Mark Sweeney, L (1, 3) OBP: 0.278, SLG: 0.303 Archi Cianfrocco, R (8, 3) OBP: 0.176, SLG: 0.303	F X 0-1 G6-4-3 1-2 2-3 3-H 1B		B B X 2-0 F8 ②		F B B X 2-1 2B 1-3 1B		S F B B B X 3-2 G4-3 ① ③	B X 1-0 L4		4 1	0 0	2 0	1 0	0 0	0 0	0 0
Carlos Hernandez, R (1, 2) OBP: 0.313, SLG: 0.406	X 0-0 G6-4-3 1-2f ② ③		C E S 0-3 K ③		B B X 2-0 1-3 3-H 2B		F X 0-1 WP 1B E 1B			4	1	2	1	0	1	3
Andy Sheets, R (1, 6) OBP: 0.333, SLG: 0.519		X 0-0 G4-3 ①		F C S 0-3 K ①		4-0 IBB	1 SAFE S 1 SAFE X 0-1 E S 1-2 1B			3	0	1	0	1	1	0
Andy Ashby, R (1, 1) OBP: 0.133, SLG: 0.133 Ed Giovanola, L (7, PH) Sterling Hitchcock, L (8, 1)		B C X 1-1 P4 ②		F C B X 1-2 G5-3 ②	X 0-0 G4-3 ③		B F F B 1 SAFE B X 3-2 FC4 BB 1-3 2-H			3 1 0	0 0 0	0 0 0	0 0 0	0 0 0	0 0 0	3 1 0
Inning Stats	R: 2 E: 0 K: 0 S: 16 H: 4 LOB: 2 BB: 1 P: 26	R: 1 E: 0 K: 0 S: 10 H: 2 LOB: 2 BB: 1 P: 21	R: 0 E: 0 K: 1 S: 6 H: 0 LOB: 0 BB: 0 P: 9	R: 0 E: 0 K: 1 S: 8 H: 0 LOB: 0 BB: 0 P: 10	R: 2 E: 0 K: 0 S: 9 H: 3 LOB: 3 BB: 2 P: 22	R: 0 E: 0 K: 0 S: 7 H: 1 LOB: 2 BB: 1 P: 13	R: 1 E: 1 K: 0 S: 11 H: 2 LOB: 2 BB: 1 P: 21	R: 1 E: 0 K: 1 S: 8 H: 1 LOB: 0 BB: 0 P: 11		1B: 11 2B: 1 3B: 0 HR: 1 SF: 1 SAC: 0 DP: 2 HBP: 0						

PITCHER		IP	WLS	BF	H	R	ER	SO	BB	IBB	HBP	BLK	WP	HR	S	P	ERA	WHIP
Mark Clark, R ERA: 4.95	(1, 1)	5.0	L	27	9	5	5	2	3	1	0	0	0	0	49	88	9.00	2.400
Bob Patterson, L ERA: 7.71	(6, 1)	0.2		3	1	0	0	0	0	0	0	0	0	0	5	7	0.00	1.500
Marc Pisciotta, R ERA: 1.53	(6, 1)	0.2		7	2	1	0	0	2	0	0	0	1	0	12	26	0.00	6.000
Terry Mulholland, L ERA: 1.8	(7, 1)	1.2		5	1	1	1	1	0	0	0	0	0	1	9	12	5.40	0.600

PITCHER	IP	WLS	BF	H	R	ER	SO	BB	IBB	HBP	BLK	WP	HR	S	P	ERA	WHIP

BOTTOM

Chicago Cubs @ San Diego Padres

Qualcomm Stadium, San Diego, CA

Tue Apr 28 1998, 10:05 PM EDT
Att. 21,024 - Unknown - 71 F

livebaseballscorecards.com

AB	35
R	7
H	13
RBI	6
BB	6
SO	3
LOB	16

WP: 1 PA: 42
PB: 0
SB: 2
CS: 0

San Diego Padres @ Florida Marlins

Pro Player Stadium, Miami, FL

Thu Apr 30 1998, 7:05 PM EDT

Att. 14,562 - Cloudy - 84 F

livebaseballscorecards.com

TOP

Batter	1	2	3	4	5	6	7	8	9	AB	R	H	RBI	BB	SO	LOB
Quilvio Veras, S (1, 4) OBP: 0.431, SLG: 0.375	F7		E5	BB		1B		K		4	0	1	0	1	1	3
Steve Finley, L (1, 8) OBP: 0.256, SLG: 0.369	F8		P4	G4-3		K		G4-3		5	0	0	0	0	1	8
Tony Gwynn, L (1, 9) OBP: 0.398, SLG: 0.479	K		E9		FC5-4		L7		F7	5	0	2	0	0	1	0
Ken Caminiti, S (1, 5) OBP: 0.315, SLG: 0.495		G4-3	G6-3	BB	F7		K		3B BB	3	1	0	0	2	1	1
Andy Sheets, R (9, 5) OBP: 0.333, SLG: 0.519										0	0	0	0	0	0	0
Wally Joyner, L (1, 3) OBP: 0.410, SLG: 0.544		2B 1B	G6-3		F9		F7		P5	5	1	1	0	0	0	5
Greg Vaughn, R (1, 7) OBP: 0.320, SLG: 0.473		P4		FC3-6	FC5-4			E5	1-H 3B	5	0	2	1	0	0	2
Greg Myers, L (1, 2) OBP: 0.340, SLG: 0.404		1B		FC3-6 G4-6-3		G4-3		F7	G4-3	5	2	1	0	0	0	3
Chris Gomez, R (1, 6) OBP: 0.302, SLG: 0.342		FC4-6		G4-6-3		K		E4		4	0	1	2	0	1	2
Pete Smith, R (1, 1) OBP: 0.286, SLG: 0.167		FC4-6		BB		1B		BB		2	0	1	1	1	0	1
Dan Miceli, R (7, 1)										0	0	0	0	0	0	0
Ed Giovanola, L (8, PH)										0	0	0	0	0	0	0
James Mouton, R (8, PH) OBP: 0.250, SLG: 0.276										0	0	0	0	1	0	0
Sterling Hitchcock, L (8, 1)										0	0	0	0	0	0	0
Trevor Hoffman, R (8, 1)										0	0	0	0	0	0	0

Inning Stats	1	2	3	4	5	6	7	8	9
	R: 0 E: 0 K: 1 S: 9	H: 0 LOB: 0 BB: 0 P: 14	R: 2 E: 0 K: 0 S: 11	H: 3 LOB: 1 BB: 0 P: 19	R: 0 E: 2 K: 0 S: 12	H: 1 LOB: 2 BB: 1 P: 18	R: 1 E: 0 K: 0 S: 8	H: 2 LOB: 2 BB: 1 P: 15	R: 0 E: 0 K: 0 S: 7	H: 1 LOB: 1 BB: 0 P: 11
	R: 0 E: 0 K: 2 S: 12	H: 1 LOB: 2 BB: 1 P: 22	R: 0 E: 0 K: 1 S: 7	H: 0 LOB: 0 BB: 0 P: 11	R: 0 E: 2 K: 1 S: 16	H: 0 LOB: 3 BB: 1 P: 24	R: 1 E: 0 K: 0 S: 7	H: 1 LOB: 1 BB: 1 P: 16	1B: 7 2B: 1 3B: 1 HR: 0	SF: 0 SAC: 0 DP: 1 HBP: 0	WP: 0 PB: 0 SB: 0 CS: 0	PA: 43

PITCHER		IP	WLS	BF	H	R	ER	SO	BB	IBB	HBP	BLK	WP	HR	S	P	ERA	WHIP
Brian Meadows, R ERA: 2.82	(1, 1)	5.2	L	28	8	3	3	2	3	0	0	0	0	0	56	93	4.76	1.941
Vic Darensbourg, L ERA: 5.4	(6, 1)	1.1		4	0	0	0	2	0	0	0	0	0	0	10	17	0.00	0.000
Rob Stanifer, R ERA: 5.4	(8, 1)	0.1		3	0	0	0	0	0	0	0	0	0	0	9	12	0.00	0.000
Felix Heredia, L ERA: 7.0	(8, 1)	1.1		6	0	1	1	1	2	0	0	0	0	0	12	23	6.75	1.500
Jay Powell, R ERA: 3.86	(9, 1)	0.1		2	1	0	0	0	0	0	0	0	0	0	2	5	0.00	3.000

PITCHER	IP	WLS	BF	H	R	ER	SO	BB	IBB	HBP	BLK	WP	HR	S	P	ERA	WHIP

AB	38
R	4
H	9
RBI	4
BB	5
SO	5
LOB	25

San Diego Padres @ Florida Marlins

Pro Player Stadium, Miami, FL

Thu Apr 30 1998, 7:05 PM EDT

Att. 14,562 - Cloudy - 84 F

livebaseballscorecards.com

BOTTOM

Batter	1	2	3	4	5	6	7	8	9	AB	R	H	RBI	BB	SO	LOB
Cliff Floyd, L (1, 7) OBP: 0.390, SLG: 0.542	C X 0-1 HR		C B S B S 2-3 ② K			X 0-0 ① F8		B B B C C X 3-2 1B		4	1	2	1	0	1	0
Edgar Renteria, R (1, 6) OBP: 0.322, SLG: 0.298	B B B C B 4-1 G1-6-3 BB		B X 1-0 ③ G6-3			B B C C F F F B X 3-2 L1-3 1B		1 SAFE C F S 0-3 ③ K		3	0	1	0	1	1	1
Mark Kotsay, L (1, 8) OBP: 0.333, SLG: 0.427	1 SAFE B 1 SAFE X 1-0 ① ② G1-6-3 1-2f			B X 1-0 ① F7		1 SAFE C 1 SAFE X 0-1 ② ③ L1-3 1-2			B C B B F F X 3-2 G6-4-3 1B	4	0	1	0	0	0	2
Gary Sheffield, R (1, 9) OBP: 0.394, SLG: 0.472	S C B S 1-3 ③ K			B X 1-0 ② P2			B F F F S 1-3 ① K		B C S B X 2-2 ① F9	4	0	0	0	0	2	1
Bobby Bonilla, S (1, 5) OBP: 0.328, SLG: 0.314		B B S T B X 3-2 ① G1-3		B B F B F F B 4-2 BB			B B S B B 4-1 BB		B X 1-0 ② ③ G6-4-3 1-2f	2	0	0	0	2	0	1
Derrek Lee, R (1, 3) OBP: 0.355, SLG: 0.548 Felix Heredia, L (8, 1) Jay Powell, R (9, 1)		B B X 2-0 ② G4-3		C 1 SAFE F F B 1 SAFE C 1-3 ③ K			C B B B F C 3-3 ② K			3 0 0	0 0 0	0 0 0	0 0 0	0 0 0	2 0 0	2 0 0
Charles Johnson, R (1, 2) OBP: 0.307, SLG: 0.462		B B C B C F B 4-2 BB			X 0-0 ① G5-3		B F F X 1-2 ③ G5-3			2	0	0	0	1	0	1
Craig Counsell, L (1, 4) OBP: 0.446, SLG: 0.456		B B F X 2-1 ③ F7			C B B X 2-1 ② G4-3			C B F F F F F F B F F 2-3 ① F C K		3	0	0	0	0	1	1
Brian Meadows, R (1, 1) OBP: 0.154, SLG: 0.083 Vic Darensbourg, L (6, 1) Rob Stanifer, R (8, 1) Jim Eisenreich, L (8, 3) OBP: 0.294, SLG: 0.375			B F B B C X 3-2 ① G6-3		B X 1-0 ③ G6-3			F S F F S 0-3 ② K		2 0 0 1	0 0 0 0	0 0 0 0	0 0 0 0	0 0 0 0	0 0 0 1	0 0 0 0
Inning Stats	R: 1 H: 1 E: 0 LOB: 0 K: 1 BB: 1 S: 7 P: 13	R: 0 H: 0 E: 0 LOB: 1 K: 0 BB: 1 S: 9 P: 20	R: 0 H: 0 E: 0 LOB: 0 K: 1 BB: 0 S: 7 P: 13	R: 0 H: 0 E: 0 LOB: 1 K: 1 BB: 1 S: 9 P: 16	R: 0 H: 0 E: 0 LOB: 0 K: 0 BB: 0 S: 4 P: 7	R: 0 H: 1 E: 0 LOB: 0 K: 0 BB: 0 S: 9 P: 12	R: 0 H: 0 E: 0 LOB: 1 K: 2 BB: 1 S: 11 P: 20	R: 0 H: 1 E: 0 LOB: 1 K: 3 BB: 0 S: 20 P: 25	R: 0 H: 1 E: 0 LOB: 0 K: 0 BB: 0 S: 8 P: 14							

AB	28
R	1
H	4
RBI	1
BB	4
SO	8
LOB	9

1B: 3 SF: 0 WP: 0 PA: 32
2B: 1 SAC: 0 PB: 0
3B: 0 DP: 3 SB: 0
HR: 1 HBP: 0 CS: 0

PITCHER

PITCHER		IP	WLS	BF	H	R	ER	SO	BB	IBB	HBP	BLK	WP	HR	S	P	ERA	WHIP
Pete Smith, R ERA: 2.95	(1, 1)	6.1	W	23	2	1	1	4	4	0	0	0	0	1	50	91	1.42	0.947
Dan Miceli, R ERA: 2.12	(7, 1)	0.2		2	0	0	0	1	0	0	0	0	0	0	6	10	0.00	0.000
Sterling Hitchcock, L ERA: 5.54	(8, 1)	0.2		3	1	0	0	2	0	0	0	0	0	0	17	22	0.00	1.500
Trevor Hoffman, R ERA: 1.35	(8, 1)	1.1	S	4	1	0	0	1	0	0	0	0	0	0	11	17	0.00	0.750

PITCHER	IP	WLS	BF	H	R	ER	SO	BB	IBB	HBP	BLK	WP	HR	S	P	ERA	WHIP

Batter	1	2	3	4	5	6	7	8	9	10	11	AB	R	H	RBI	BB	SO	LOB
Quilvio Veras, S (1, 4) OBP: 0.418, SLG: 0.363	C C B B F X 2-2 ① G3-1			C S F F X 0-2 ① F8	B B F C X 2-2 ② L8			C B B F F X 2-2 E4	C X 0-1 ③ G4-3		B F C F X 1-2 1B 1B	6	0	1	0	0	0	1
Steve Finley, L (1, 8) OBP: 0.260, SLG: 0.362	B X 1-0 ② F8			B B B C C B 4-2 2B 1B BB	B B X 2-0 ③ G4-3			B C S S X 1-2 ① F9		B C B X 2-1 ① F7	B X 1-0 IBB 1-3 1B	5	1	1	0	1	0	1
Tony Gwynn, L (1, 9) OBP: 0.413, SLG: 0.495	B B X 2-0 ③ F9			B C S 1 SAFE 1 B X 2-2 1-3 1B 2B	X 0-0 G4-6-3 1B			B X 1-0 ② F7		F X 0-1 G4-3 BB 1B	I I I I 4-0 1-2 IBB	5	1	3	0	1	0	1
Ken Caminiti, S (1, 5) OBP: 0.319, SLG: 0.479 Andy Sheets, R (10, PR) OBP: 0.323, SLG: 0.500 (10, 5) Dan Miceli, R (11, 1)		X 0-0 ① F7		C F B B B B 4-2 1B 1B BB		F F B X 1-2 ① ② G4-6-3 1-2f		B X 1-0 ③ G6-3		B B F B B 4-1 G4-3 1-2 BB	X 0-0 ③ P3	3 1 0	1 0 0	0 0 0	0 0 0	2 0 0	0 0 0	2 3 0
Wally Joyner, L (1, 3) OBP: 0.410, SLG: 0.575		B B C X 2-1 ② G6-3		B X 1-0 1B 1-3 2-H 3-H 1B		B C C F X 1-2 ③ G5-3			C X 0-1 HR	X 0-0 ② G4-3 1-2 2-3		5	1	2	3	0	0	2
Greg Vaughn, R (1, 7) OBP: 0.333, SLG: 0.505		B B S C B T 3-2 ③ K		S X 0-1 ② P3			B B X 2-0 FC1-6 1B		B F B C X 2-2 HR	I I I I 4-0 IBB		4	1	2	1	1	1	2
Carlos Hernandez, R (1, 2) OBP: 0.319, SLG: 0.406			B B X 2-0 L1-3 1B	F B B B C X 3-2 1-3 3-H FC6-4 1B			X 0-0 ① F8		B C X 1-1 ① F8	B X 1-0 ③ G4-3		5	0	2	1	0	0	4
Chris Gomez, R (1, 6) OBP: 0.297, SLG: 0.346			1 SAFE B 1 SAFE F 1 SAFE X 1-1 ① ② L1-3 1-2	B C X 1-1 ③ FC6-4 1-2f			B C B X 2-1 ② FC1-6 1-2f		B C F B F B X 3-2 F9 2B		B F X 1-1 ① F9	5	0	1	0	0	0	4
Kevin Brown, R (1, 1) Carlos Reyes, S (8, 1) Mark Sweeney, L (7, PH) Brian Boehringer, S (7, 1) Greg Myers, L (9, PH) James Mouton, R (9, PH) Trevor Hoffman, R (8, 1) Ed Giovanola, L (11, PH) (11, 6)			C F F X 0-2 ③ G6-3		C F B F B X 2-2 ① G6-3		B X 1-0 ③ G4-3		F F X 0-2 ② F9 2-3		C X 0-1 ② G4-3	2 0 0 1 0 0 0 1 0	0 0 0 0 0 0 0 0 0	0 0 0 0 0 0 0 0 0	0 0 0 0 0 0 0 0 0	0 0 0 0 0 0 0 0 0	0 0 0 0 0 1 0 0 0	0 0 1 0 0 1 0 0 0
Inning Stats	R: 0 H: 0 E: 0 LOB: 0 K: 0 BB: 0 S: 6 P: 11	R: 0 H: 0 E: 0 LOB: 0 K: 1 BB: 0 S: 6 P: 11	R: 0 H: 1 E: 0 LOB: 0 K: 0 BB: 0 S: 7 P: 10	R: 3 H: 3 E: 0 LOB: 2 K: 0 BB: 2 S: 20 P: 35	R: 0 H: 0 E: 0 LOB: 0 K: 0 BB: 0 S: 8 P: 14	R: 0 H: 1 E: 0 LOB: 0 K: 0 BB: 0 S: 8 P: 10	R: 0 H: 1 E: 0 LOB: 1 K: 0 BB: 0 S: 5 P: 10	R: 0 H: 0 E: 1 LOB: 1 K: 0 BB: 0 S: 9 P: 14	R: 2 H: 3 E: 0 LOB: 1 K: 0 BB: 0 S: 16 P: 22	R: 0 H: 1 E: 0 LOB: 3 K: 0 BB: 2 S: 7 P: 18	R: 0 H: 2 E: 0 LOB: 3 K: 0 BB: 1 S: 10 P: 17	1B: 8 SF: 0 2B: 3 SAC: 0 3B: 0 DP: 2 HR: 2 HBP: 0						

PITCHER		IP	WLS	BF	H	R	ER	SO	BB	IBB	HBP	BLK	WP	HR	S	P	ERA	WHIP
Livan Hernandez, R ERA: 6.07	(1, 1)	7.0		28	6	3	3	1	2	0	0	0	0	0	64	107	3.86	1.143
Felix Heredia, L ERA: 6.63	(8, 1)	1.0		3	0	0	0	0	0	0	0	0	0	0	5	8	0.00	0.000
Antonio Alfonseca, R ERA: 5.65	(9, 1)	0.1		4	3	2	2	0	0	0	0	0	0	2	11	17	54.00	9.000
Vic Darensbourg, L ERA: 4.96	(9, 1)	1.1		7	1	0	0	0	1	1	0	0	0	0	11	21	0.00	1.500
Jay Powell, R ERA: 3.52	(10, 1)	1.1	W	7	2	0	0	0	0	1	0	0	0	0	11	19	0.00	1.500

PITCHER	IP	WLS	BF	H	R	ER	SO	BB	IBB	HBP	BLK	WP	HR	S	P	ERA	WHIP

TOP

San Diego Padres @ Florida Marlins

Pro Player Stadium, Miami, FL

Fri May 01 1998, 7:05 PM EDT
Att. 19,465 - Overcast - 80 F

livebaseballscorecards.com

AB	44
R	5
H	12
RBI	5
BB	5
SO	1
LOB	22

WP: 0		PA:	49
PB: 0			
SB: 0			
CS: 0			

Batter	1	2	3	4	5	6	7	8	9	10	11	AB	R	H	RBI	BB	SO	LOB
Cliff Floyd, L (1, 7) OBP: 0.403, SLG: 0.540	B F B B C F X 3-2 E SF8 G4-3 1B		C X 0-1 E 1B		B B C F 1 SAFE S 2-3 ② K	B F B F B B 4-2 1-2 BB			B B C X 2-1 ① G6-3		I I I 4-0 1B IBB	4	1	2	0	2	1	1
Edgar Renteria, R (1, 6) OBP: 0.322, SLG: 0.300	S B X 1-1 ① G4-3 1-2		B 1 SAFE 1 S B F F 1 SAFE X 2-2 E6 G4-6-3 1-2		C X 0-1 BB 1B 1-3 1B	B C C X 1-2 ③ L9			F B X 1-1 ② F9		C B F B X 2-2 1-2 2-H 1B	6	1	2	1	0	0	5
Mark Kotsay, L (1, 8) OBP: 0.327, SLG: 0.410	B B C X 2-1 E6 2-3		B X 1-0 ②③ G4-6-3 1-2f		B C B B B 4-1 1B CS 1-2 BB		F B B F X 2-2 ① G6-3		S S S 0-3 ③ K			4	1	0	0	1	1	3
Gary Sheffield, R (1, 9) OBP: 0.386, SLG: 0.462	F X 0-1 ② SF8 3-H			C S B S B X 2-2 ① G5-3	C S B X 1-2 CS 1-3 2-H 3-H 1B		B B C C F X 2-2 ② F7			C C C F B F S 1-3 ① K		4	0	1	3	0	1	0
Bobby Bonilla, S (1, 5) OBP: 0.333, SLG: 0.339	B B 1 SAFE F 1 SAFE B 1 SAFE F F 3-3 ③ F S K			X 0-0 2B	S B B 1 F B SAFE 3-2 ③ CS 1-2 3-H	C C C 0-3 ① K	S B X 1-1 1B			C C C B S 1-3 ② K		5	0	2	0	0	3	1
Derrek Lee, R (1, 3) OBP: 0.346, SLG: 0.515		C B X 1-1 ① G4-3		S X 0-1 ② G6-3		C S B B B B 4-2 BB 1B BB	C B B C C 2-3 ③ K			F S B B B X 2-2 ③ P3		4	1	0	0	1	1	2
Charles Johnson, R (1, 2) OBP: 0.312, SLG: 0.444 Gregg Zaun, S (11, PR) OBP: 0.333, SLG: 0.500		C F S 0-3 ② K		C X 0-1 ③ G5		B B B C 1 SAFE F B 4-2 1B 1-2 BB		C B B B X 2-1 ① F9			B B S B B B 4-1 SH5-4 1B BB	3 0	0 1	0 0	0 0	2 0	1 0	1 0
Craig Counsell, L (1, 4) OBP: 0.448, SLG: 0.457		C B B B F C 2-3 ③ K			B C C F B F X 2-2 1B' 1B 1B	B X 1-0 BB 1-3 2-H 1B		B F C B X 2-2 ② F8			B X 1-0 ① SH5-4 1-2	4	1	2	1	0	1	0
Livan Hernandez, R (1, 1) OBP: 0.211, SLG: 0.211 Felix Heredia, L (8, 1) John Roskos, R (8, PH) OBP: 0.200, SLG: 0.200 Antonio Alfonseca, R (9, 1) Vic Darensbourg, L (9, 1) Jay Powell, R (10, 1) Jim Eisenreich, L (11, PH) OBP: 0.286, SLG: 0.364			C X 0-1 ① G5-3		M L L 0-3 ① K	F B S F B B S 2-3 ② K		C B S B B S 3-3 ③ K			B B C X 2-1 ② G5-3	3 0 0 1 0 0 0 1	0 0 0 0 0 0 0 0	0 0 0 0 0 0 0 0	0 0 0 0 0 0 0 0	0 0 0 1 0 0 0 0	2 0 0 0 0 0 0 0	3 0 0 0 0 0 0 2
Inning Stats	R: 1 H: 1 E: 1 LOB: 1 K: 1 BB: 0 S: 15 P: 24	R: 0 H: 0 E: 0 LOB: 0 K: 2 BB: 0 S: 8 P: 11	R: 0 H: 1 E: 1 LOB: 1 K: 0 BB: 0 S: 9 P: 12	R: 0 H: 1 E: 0 LOB: 1 K: 0 BB: 0 S: 8 P: 10	R: 3 H: 3 E: 0 LOB: 0 K: 2 BB: 1 S: 19 P: 31	R: 1 H: 1 E: 0 LOB: 3 K: 2 BB: 3 S: 17 P: 33	R: 0 H: 1 E: 0 LOB: 1 K: 1 BB: 0 S: 12 P: 19	R: 0 H: 0 E: 0 LOB: 0 K: 1 BB: 0 S: 8 P: 15	R: 0 H: 0 E: 0 LOB: 0 K: 1 BB: 0 S: 7 P: 10	R: 0 H: 0 E: 0 LOB: 0 K: 2 BB: 0 S: 11 P: 15	R: 1 H: 1 E: 0 LOB: 2 K: 0 BB: 2 S: 7 P: 20	1B: 8 2B: 1 3B: 0 HR: 0	SF: 1 SAC: 1 DP: 1 HBP: 0			WP: 0 PB: 0 SB: 0 CS: 2	PA: 48	

PITCHER		IP	WLS	BF	H	R	ER	SO	BB	IBB	HBP	BLK	WP	HR	S	P	ERA	WHIP
Kevin Brown, R ERA: 2.93	(1, 1)	5.2		28	7	5	4	7	4	0	0	0	0	0	73	117	6.35	1.941
Carlos Reyes, R ERA: 0.84	(6, 1)	0.1		1	0	0	0	0	0	0	0	0	0	0	3	4	0.00	0.000
Brian Boehringer, R ERA: 4.67	(7, 1)	2.0		7	1	0	0	2	0	0	0	0	0	0	20	34	0.00	0.500
Trevor Hoffman, R ERA: 1.17	(9, 1)	2.0		6	0	0	0	3	0	0	0	0	0	0	18	25	0.00	0.000
Dan Miceli, R ERA: 2.55	(11, 1)	0.2	L	5	1	1	1	0	1	1	0	0	0	0	7	20	13.50	3.000

PITCHER	IP	WLS	BF	H	R	ER	SO	BB	IBB	HBP	BLK	WP	HR	S	P	ERA	WHIP

BOTTOM

San Diego Padres @ Florida Marlins

Pro Player Stadium, Miami, FL

Fri May 01 1998, 7:05 PM EDT

Att. 19,465 - Overcast - 80 F

livebaseballscorecards.com

AB	39
R	6
H	9
RBI	5
BB	6
SO	12
LOB	18

Batter	1	2	3	4	5	6	7	8	9	AB	R	H	RBI	BB	SO	LOB
Quilvio Veras, S (1, 4) OBP: 0.433, SLG: 0.371	F F B X 1-2 1B E 1B	B T B F B B 4-2 BB	B X 1-0 1-2 2-H 3-H 1B		X 0-0 ② FC3-2-1 2-3 3-H 1B			L C B B B B 4-2 BB		3	2	2	2	2	0	2
Steve Finley, L (1, 8) OBP: 0.265, SLG: 0.364	B B B C F X 3-2 1-3 E 1B 1B	X 0-0 ③ F8	F B B F S 2-3 ③ K		B C C F B X 2-2 ③ 2-H 3-H 1B			1 SAFE 1 SAFE C 1 SAFE X 0-1 ① L6		5	1	2	2	0	1	4
Tony Gwynn, L (1, 9) OBP: 0.404, SLG: 0.490	X 0-0 E5 1-2 3-H 1B	C F B B B X 2-2 1B 1B 2B	B C X 1-1 ① G1-4-3			B B C S B F X 3-2 ① F8		1 SAFE F 1 SAFE X 0-1 ② F7		5	1	1	0	0	0	2
Wally Joyner, L (1, 3) OBP: 0.420, SLG: 0.577	B F X 1-1 1-2 2-H FC4-6 1B	X 0-0 1B 1B 1B 2-3 1B	C B X 1-1 1B			B B C C C X 2-2 ② G3-1		1 SAFE B 1 SAFE F 1 SAFE 1 SAFE B 1 SAFE X 2-1 ③ F8		5	1	3	1	0	0	1
Greg Vaughn, R (1, 7) OBP: 0.330, SLG: 0.495 Donne Wall, R (8, 1) Mark Sweeney, L (9, PH) OBP: 0.263, SLG: 0.286 Trevor Hoffman, R (9, 1)	B X 2-0 ① P5	C B B B B X 3-1 1B 1B 1B 1-2 3-H 1B	X 0-0 ② F8			B B X 2-0 ③ G5-3			B X 1-0 ① G3	4 0 1 0	1 0 0 0	1 0 0 0	1 0 0 0	0 0 0 0	0 0 0 0	3 0 0 0
Greg Myers, L (1, 2) OBP: 0.309, SLG: 0.365	B S B B F X 3-2 ② F9	F B C C C 1-3 ① K	1 SAFE X 0-0 ③ F7				F S X 0-2 ① G3-1		S S B S 1-3 ② K	5	0	0	0	0	2	5
Ed Giovanola, L (1, 5) OBP: 0.313, SLG: 0.231	X 0-0 ③ FC4-6 1-2f	X 0-0 1B 1-2 2-3 1B			B B B B 4-0 2B FC3-2-1 BB		B X 1-0 2B		C F B B B B F F X 3-2 ③ G4-3	4	1	2	0	1	0	2
Chris Gomez, R (1, 6) OBP: 0.305, SLG: 0.365		C F X 0-2 ① G1-3	B B X 2-0 1B 1-2 2-3 3-H 1B		C B X 1-1 FC3-2-1 1-3 1B 2B		C B B B B X 3-1 ② F7			4	1	2	1	0	0	1
Joey Hamilton, R (1, 1) OBP: 0.118, SLG: 0.118 Carlos Reyes, S (6, 1) James Mouton, R (6, 7) OBP: 0.235, SLG: 0.258		S B C X 1-2 ② G6-3	B F X 1-1 ② L4		C S S 0-3 ① K		X 0-0 ③ G6-3			3 0 1	0 0 0	0 0 0	0 0 0	0 0 0	1 0 0	5 0 1
Inning Stats	R: 2 E: 1 K: 0 S: 14 H: 3 LOB: 2 BB: 0 P: 24	R: 0 E: 0 K: 0 S: 9 H: 0 LOB: 1 BB: 1 P: 14	R: 4 E: 0 K: 2 S: 17 H: 6 LOB: 2 BB: 0 P: 29	R: 0 E: 0 K: 0 S: 6 H: 1 LOB: 1 BB: 0 P: 8	R: 2 E: 0 K: 1 S: 10 H: 2 LOB: 1 BB: 1 P: 17	R: 0 E: 0 K: 0 S: 8 H: 0 LOB: 0 BB: 0 P: 15	R: 0 E: 0 K: 0 S: 7 H: 1 LOB: 1 BB: 0 P: 11	R: 0 E: 0 K: 0 S: 8 H: 0 LOB: 1 BB: 1 P: 14	R: 0 E: 0 K: 1 S: 9 H: 0 LOB: 0 BB: 0 P: 14	1B: 10 2B: 3 3B: 0 HR: 0 SF: 0 SAC: 0 DP: 0 HBP: 0						

San Diego Padres @ Florida Marlins

Pro Player Stadium, Miami, FL

Sat May 02 1998, 7:05 PM EDT

Att. 22,383 - Unknown - 84 F

TOP

livebaseballscorecards.com

AB	40
R	8
H	13
RBI	7
BB	3
SO	4
LOB	26

WP: 0 PB: 0 SB: 0 CS: 0 PA: 43

PITCHER		IP	WLS	BF	H	R	ER	SO	BB	IBB	HBP	BLK	WP	HR	S	P	ERA	WHIP
Eric Ludwick, R ERA: 4.76	(1, 1)	2.0	L	13	5	4	3	0	1	0	0	0	0	0	27	44	13.50	3.000
Kirt Ojala, L ERA: 3.95	(3, 1)	2.0		11	5	2	2	2	0	0	0	0	0	0	19	31	9.00	2.500
Donn Pall, R ERA: 9.0	(5, 1)	2.0		8	2	2	2	1	1	0	0	0	0	0	18	32	9.00	1.500
Rob Stanifer, R ERA: 3.86	(7, 1)	2.0		8	1	0	0	0	1	0	0	0	0	0	15	25	0.00	1.000
Antonio Alfonseca, R ERA: 5.28	(9, 1)	1.0		3	0	0	0	1	0	0	0	0	0	0	9	14	0.00	0.000

PITCHER	IP	WLS	BF	H	R	ER	SO	BB	IBB	HBP	BLK	WP	HR	S	P	ERA	WHIP

BOTTOM

San Diego Padres @ Florida Marlins

Pro Player Stadium, Miami, FL

Sat May 02 1998, 7:05 PM EDT

Att. 22,383 - Unknown - 84 F

livebaseballscorecards.com

Batter	1	2	3	4	5	6	7	8	9	AB	R	H	RBI	BB	SO	LOB
Cliff Floyd, L (1, 7) (7, 8) OBP: 0.403, SLG: 0.558	4-2 FC1-6 BB	2-0 HR		1-1 F9 ②		1-3 K ②		1-2 L5 ②		4	1	1	1	1	1	3
Edgar Renteria, R (1, 6) OBP: 0.333, SLG: 0.333	1-2 FC1-6 FC3-6 1-2f ①	1-1 G3 ③		2-1 E 1B		0-0 1-H 2-H HR		4-1 E BB		4	1	2	3	1	0	1
Mark Kotsay, L (1, 8) OBP: 0.325, SLG: 0.404 Rob Stanifer, R (7, 1) John Roskos, R (8, PH) OBP: 0.167, SLG: 0.167 Jesus Sanchez, L (8, PR) Antonio Alfonseca, R (9, 1)	0-0 FC3-6 BB 1-2f 1B ②		3-3 K ①	2-2 G1-3 ③ 1-2		1-2 1B		0-1 E7 BB 1-3 2-H		4 0 1 0 0	1 0 0 0 0	1 0 0 0 0	0 0 0 0 0	0 0 0 0 0	1 0 0 0 0	2 0 1 0 0
Gary Sheffield, R (1, 9) OBP: 0.395, SLG: 0.469	4-0 BB 1B 1-2 BB		0-0 1B 2B		1-2 F8 ①	0-3 K ③		4-2 1-2 BB		3	1	1	0	2	1	1
Bobby Bonilla, S (1, 5) OBP: 0.338, SLG: 0.344	0-2 BB 1-2 2-H 1B		1-0 P5 ②		1-0 G5-4-3 1B		1-1 F8 ①	2-3 K ③		5	0	2	1	0	1	4
Derrek Lee, R (1, 3) OBP: 0.349, SLG: 0.500	4-0 1-2 2-3 BB		0-0 1B 2-H 1B		1-2 G5-4-3 ② ③ 1-2f		2-2 G5-3 ②		2-3 K ①	4	0	1	1	1	1	1
Gregg Zaun, S (1, 2) OBP: 0.343, SLG: 0.516	0-2 G3 ③		2-2 1-2 1B			0-0 HR 2B	0-0 G4-3 ③		1-2 F8 ②	5	1	2	0	0	0	3
Craig Counsell, L (1, 4) OBP: 0.455, SLG: 0.464		2-1 G3 ①	2-1 G3 ③			4-0 HR BB		1-2 E 2B	4-2 BB	3	2	1	0	2	0	2
Eric Ludwick, R (1, 1) Kirt Ojala, L (3, 1) John Cangelosi, S (4, PH) OBP: 0.320, SLG: 0.150 Donn Pall, R (5, 1) Jim Eisenreich, L (6, PH) OBP: 0.263, SLG: 0.333		0-3 K ②		1-2 P6 ①		1-2 P6 ①		3-3 K2-3 ①	2-1 F7 ③	1 0 1 0 3	0 0 0 0 0	0 0 0 0 0	0 0 0 0 0	1 0 0 0 0	0 0 0 0 1	0 0 0 0 4
Inning Stats	R: 1 E: 0 K: 0 S: 13 H: 1 LOB: 3 BB: 3 P: 26	R: 1 E: 0 K: 1 S: 8 H: 1 LOB: 0 BB: 0 P: 13	R: 1 E: 0 K: 1 S: 14 H: 3 LOB: 2 BB: 0 P: 22	R: 0 E: 1 K: 0 S: 10 H: 1 LOB: 1 BB: 0 P: 16	R: 0 E: 0 K: 0 S: 9 H: 1 LOB: 0 BB: 0 P: 12	R: 3 E: 0 K: 2 S: 15 H: 3 LOB: 1 BB: 1 P: 22	R: 0 E: 0 K: 0 S: 7 H: 0 LOB: 0 BB: 0 P: 10	R: 1 E: 1 K: 2 S: 19 H: 1 LOB: 3 BB: 2 P: 34	R: 0 E: 0 K: 1 S: 11 H: 0 LOB: 1 BB: 1 P: 20	1B: 6 2B: 3 3B: 0 HR: 2 SF: 0 SAC: 0 DP: 1 HBP: 0							

	AB	38
	R	7
	H	11
	RBI	6
	BB	7
	SO	7
	LOB	22

PITCHER		IP	WLS	BF	H	R	ER	SO	BB	IBB	HBP	BLK	WP	HR	S	P	ERA	WHIP
Joey Hamilton, R ERA: 5.19	(1, 1)	5.0	W	26	8	5	5	2	4	0	0	0	0	1	55	94	9.00	2.400
Carlos Reyes, R ERA: 1.42	(6, 1)	2.0		8	2	1	1	2	0	0	0	0	0	1	21	27	4.50	1.000
Donne Wall, R ERA:	(8, 1)	1.0		7	1	1	0	2	2	0	0	0	0	0	19	34	0.00	3.000
Trevor Hoffman, R ERA: 1.1	(9, 1)	1.0	S	4	0	0	0	1	1	0	0	0	0	0	11	20	0.00	1.000

PITCHER	IP	WLS	BF	H	R	ER	SO	BB	IBB	HBP	BLK	WP	HR	S	P	ERA	WHIP

WP: 0 PB: 0 SB: 0 CS: 0 PA: 45

San Diego Padres @ Florida Marlins

Pro Player Stadium, Miami, FL

Sun May 03 1998, 3:33 AM EDT

Att. 18,644 - Sunny - 86 F

livebaseballscorecards.com

TOP

Batter	1	2	3	4	5	6	7	8	9	AB	R	H	RBI	BB	SO	LOB
Quilvio Veras, S (1, 4) OBP: 0.424, SLG: 0.364	F8		F8		S 1B		L1		K	5	0	1	0	0	1	1
James Mouton, R (1, 9) OBP: 0.237, SLG: 0.257	B1-3		E6 BB 1B		P3		F8			4	0	1	0	0	0	1
Steve Finley, L (1, 8) OBP: 0.265, SLG: 0.355	G3		BB		G5-3		P2			3	0	0	0	1	0	1
Greg Vaughn, R (1, 7) OBP: 0.336, SLG: 0.490		WP G3-1 BB	L7		K			FC4-6 1B		3	0	1	0	1	1	4
Carlos Hernandez, R (1, 2) OBP: 0.316, SLG: 0.397		G3-1	F7		1B			P4		4	0	1	0	0	0	2
Archi Cianfrocco, R (1, 3) OBP: 0.189, SLG: 0.286 Wally Joyner, L (8, PH) OBP: 0.416, SLG: 0.570 (8, 3)		K	FC4 BB		L7			FC4-6		2 1	0 0	0 0	0 0	1 0	1 0	2 1
Andy Sheets, R (1, 5) OBP: 0.294, SLG: 0.452 Mark Sweeney, L (8, PH) OBP: 0.256, SLG: 0.278 Dan Miceli, R (8, 1)		K	FC4		K			K		3 1 0	0 0 0	0 0 0	0 0 0	0 0 0	2 1 0	3 1 0
Chris Gomez, R (1, 6) OBP: 0.313, SLG: 0.364			E 1B BB	K	P4				G6-3	3	0	1	0	1	1	2
Andy Ashby, R (1, 1) OBP: 0.111, SLG: 0.111 Ed Giovanola, L (8, 5) OBP: 0.313, SLG: 0.231 Tony Gwynn, L (9, PH) OBP: 0.400, SLG: 0.486			K	K					F7	3 0 1	0 0 0	0 0 0	0 0 0	0 0 0	2 0 0	5 0 0
Inning Stats	R: 0 E: 0 K: 0 S: 10 H: 0 LOB: 0 BB: 0 P: 12	R: 0 E: 0 K: 2 S: 11 H: 0 LOB: 1 BB: 1 P: 20	R: 0 E: 1 K: 1 S: 15 H: 1 LOB: 3 BB: 2 P: 27	R: 0 E: 0 K: 2 S: 14 H: 0 LOB: 2 BB: 1 P: 21	R: 0 E: 0 K: 1 S: 10 H: 1 LOB: 1 BB: 0 P: 18	R: 0 E: 0 K: 1 S: 17 H: 2 LOB: 2 BB: 0 P: 23	R: 0 E: 0 K: 0 S: 9 H: 0 LOB: 0 BB: 0 P: 13	R: 0 E: 0 K: 1 S: 7 H: 1 LOB: 1 BB: 0 P: 10	R: 0 E: 0 K: 1 S: 7 H: 0 LOB: 0 BB: 0 P: 10	1B: 5 2B: 0 3B: 0 HR: 0 SF: 0 SAC: 0 DP: 0 HBP: 0						

	AB	33
	R	0
	H	5
	RBI	0
	BB	4
	SO	9
	LOB	23

WP: 1 PB: 0 SB: 1 CS: 0 PA: 37

PITCHER	IP	WLS	BF	H	R	ER	SO	BB	IBB	HBP	BLK	WP	HR	S	P	ERA	WHIP
Jesus Sanchez, L (1, 1) ERA: 2.63	6.0	W	27	4	0	0	7	4	0	0	0	1	0	77	121	0.00	1.333
Felix Heredia, L (7, 1) ERA: 6.3	1.0		3	0	0	0	0	0	0	0	0	0	0	9	13	0.00	0.000
Jay Powell, R (8, 1) ERA: 3.12	2.0	S	7	1	0	0	2	0	0	0	0	0	0	14	20	0.00	0.500

PITCHER	IP	WLS	BF	H	R	ER	SO	BB	IBB	HBP	BLK	WP	HR	S	P	ERA	WHIP

BOTTOM

San Diego Padres @ Florida Marlins

Pro Player Stadium, Miami, FL

Sun May 03 1998, 3:33 AM EDT
Att. 18,644 - Sunny - 86 F

livebaseballscorecards.com

Batter	1	2	3	4	5	6	7	8	9	AB	R	H	RBI	BB	SO	LOB
Cliff Floyd, L (1, 7) OBP: 0.398, SLG: 0.546	P5		L7		K		L6-3			4	0	1	0	0	1	0
Edgar Renteria, R (1, 6) OBP: 0.331, SLG: 0.331	K		S		G5-3		L6-3			4	0	1	0	0	1	2
Mark Kotsay, L (1, 8) OBP: 0.331, SLG: 0.407	G1-3		L7			G3		FC4-6		4	0	2	0	0	0	1
Gary Sheffield, R (1, 9) OBP: 0.398, SLG: 0.459		L7		1B		G3		FC4-6		2	0	0	0	2	0	1
Jim Eisenreich, L (1, 3) OBP: 0.310, SLG: 0.375		1B G4-3		1B		G3		BB		4	1	3	0	0	0	2
Derrek Lee, R (9, 3) OBP: 0.349, SLG: 0.500										0	0	0	0	0	0	0
Charles Johnson, R (1, 2) OBP: 0.320, SLG: 0.440		G4-3		K		K		BB		3	0	1	0	1	2	4
Craig Counsell, L (1, 4) OBP: 0.440, SLG: 0.446		G4-3 3-H		K		G4-3		G1-2-3		4	0	0	1	0	1	8
Dave Berg, R (1, 5) OBP: 0.457, SLG: 0.357		K		K			1B SH3-4			3	0	1	0	0	2	3
Jesus Sanchez, L (1, 1)			G6-3		K					2	0	0	0	0	1	0
Felix Heredia, L (7, 1)										0	0	0	0	0	0	0
John Cangelosi, S (7, PH) OBP: 0.320, SLG: 0.150										0	0	0	0	0	0	0
Jay Powell, R (8, 1)							SH3-4			0	0	0	0	0	0	0
Inning Stats	R: 0 E: 0 K: 1 S: 9 H: 0 LOB: 0 BB: 0 P: 13	R: 1 E: 0 K: 1 S: 13 H: 2 LOB: 1 BB: 0 P: 20	R: 0 E: 0 K: 0 S: 6 H: 1 LOB: 1 BB: 0 P: 10	R: 0 E: 0 K: 3 S: 13 H: 1 LOB: 2 BB: 1 P: 21	R: 0 E: 0 K: 2 S: 7 H: 0 LOB: 0 BB: 0 P: 9	R: 0 E: 0 K: 1 S: 12 H: 1 LOB: 2 BB: 1 P: 21	R: 0 E: 0 K: 0 S: 10 H: 2 LOB: 1 BB: 0 P: 13	R: 0 E: 0 K: 0 S: 10 H: 2 LOB: 2 BB: 1 P: 20		1B: 9 2B: 1 3B: 0 HR: 0	SF: 0 SAC: 1 DP: 2 HBP: 0						

	AB	30
	R	1
	H	9
	RBI	1
	BB	3
	SO	8
	LOB	21

PITCHER		IP	WLS	BF	H	R	ER	SO	BB	IBB	HBP	BLK	WP	HR	S	P	ERA	WHIP
Andy Ashby, R ERA: 2.36	(1, 1)	7.0	L	29	7	1	1	8	2	0	0	0	0	0	70	107	1.29	1.286
Dan Miceli, R ERA: 2.41	(8, 1)	1.0		5	2	0	0	0	1	0	0	0	0	0	10	20	0.00	3.000

PITCHER	IP	WLS	BF	H	R	ER	SO	BB	IBB	HBP	BLK	WP	HR	S	P	ERA	WHIP

San Diego Padres @ Milwaukee Brewers

Milwaukee County Stadium, Milwaukee, WI

Mon May 04 1998, 8:05 PM EDT

Att. 9,357 - Unknown - 64 F

TOP

livebaseballscorecards.com

Batter	1	2	3	4	5	6	7	8	9	AB	R	H	RBI	BB	SO	LOB
Quilvio Veras, S (1, 4) OBP: 0.429, SLG: 0.364	B B B B 4-0 L8 S 1B BB	B B B C F X 3-2 1B 1-2 1B 1B	S X 0-1 1-H 3-H HR	B B X 2-0 3-H 1B		C C B X 1-2 G5-4-3 1-2f ②③			C S C 0-3 K ①	0	1	0	0	1	0	0
Andy Sheets, R (1, 5) OBP: 0.333, SLG: 0.556 (8, 6)										5	2	3	4	0	1	1
Steve Finley, L (1, 8) OBP: 0.268, SLG: 0.354	B C B X 2-1 L8 1-3 ①	F F F X 0-2 1-3 2-H 1B 1B	B B C X 2-1 1B	B X 1-0 G6-3 ③			C S C 0-3 K ①		B C S S 1-3 K ②	6	0	2	1	0	2	2
Tony Gwynn, L (1, 9) OBP: 0.412, SLG: 0.495	B C S X 1-2 S 3-H 1B	1 SAFE 1 SAFE X 0-0 1-2 3-H 1B	B X 1-0 P5 ③		C X 0-1 BB 1B 1B		B B X 2-0 F8 ②		B C S S T B S 2-3 K2-3 ③	4	1	3	2	0	0	1
James Mouton, R (5, 9) OBP: 0.225, SLG: 0.243										2	0	0	0	0	1	0
Wally Joyner, L (1, 3) OBP: 0.419, SLG: 0.556 (5, PR)	C X 0-1 F9 ②	C F X 0-2 P2 ③		C C H 1-2 HR HBP	B B C C B 4-2 L1-6 1-2 1B BB		S F X 0-2 1B			2	1	0	0	1	0	3
Archi Cianfrocco, R (5, 3) OBP: 0.211, SLG: 0.306 (8, 5)										1	0	1	0	0	0	0
Greg Vaughn, R (1, 7) OBP: 0.331, SLG: 0.505	C B C B X 2-2 P3 1-2 ③		C F B B C 2-3 K ①	F X 0-1 1-H HR	S B B C S 2-3 K ①		F B B F B S 3-3 K ③			5	1	1	2	0	3	4
Carlos Hernandez, R (1, 2) OBP: 0.333, SLG: 0.423		C B F B B X 3-2 1B 2B	C X 0-1 F9 ②	X 0-0 P5 ①	C C X 0-2 1-2 2-H 1B			B F X 1-1 1B		5	1	3	1	0	0	0
Ed Giovanola, L (1, 5) OBP: 0.333, SLG: 0.333 (1, 4)	B C X 1-1 P6 ①	B X 1-0 BB 1B 1B	C X 0-1 3B 2B	C B B X 2-1 L1-6 2-3 ②③				C C S 0-3 K ①		5	2	2	0	0	1	4
Chris Gomez, R (1, 6) OBP: 0.330, SLG: 0.389	C X 0-1 F9 ②	B B 1 SAFE B B 4-0 1B 1-2 HR BB	C B C B X 2-2 2-H 1B 3B	H 1-0 G5-4-3 HBP				B S X 1-1 F7 ②		2	2	1	1	1	0	1
Mark Sweeney, L (8, PH) OBP: 0.250, SLG: 0.270 (8, 3)										1	0	0	0	0	0	1
Sterling Hitchcock, L (1, 1) OBP: 0.667, SLG: 0.667	C X 0-1 1B 1B 2-H 1B	S F X 0-2 1-3 2-H HR 1B	S B S C 1-3 ②	B F S 1-3 K ①				X 0-0 F9 ③		3	2	2	2	0	1	1
Don Wengert, R (6, PH) (6, 1)										2	0	0	0	0	1	2

	AB	R	H	RBI	BB	SO	LOB
	43	13	18	13	3	10	20

Inning Stats	1	2	3	4	5	6	7	8	9			
R:	1	3	4	4	1	0	0	0	0	1B:	13	SF: 0
E:	0	0	0	0	0	0	0	0	0	2B:	3	SAC: 0
K:	0	0	1	1	1	1	2	1	3	3B:	1	DP: 2
S:	10	21	14	15	12	6	10	8	10	HR:	2	HBP: 2
H:	1	5	4	4	2	0	1	1	0	WP:	0	PA: 48
LOB:	1	2	1	1	1	1	1	1	0	PB:	0	
BB:	1	0	1	0	1	0	0	0	0	SB:	2	
P:	19	28	24	22	20	9	15	10	13	CS:	0	

PITCHER		IP	WLS	BF	H	R	ER	SO	BB	IBB	HBP	BLK	WP	HR	S	P	ERA	WHIP
Jose Mercedes, R ERA: 6.75	(1, 1)	3.1	L	25	12	11	11	1	2	0	1	0	0	2	52	79	29.70	4.200
Al Reyes, R ERA: 5.56	(4, 1)	1.2		9	4	2	2	2	1	0	0	0	0	0	20	34	10.80	3.000
Mike Myers, L ERA: 0.77	(6, 1)	2.0		7	1	0	0	3	0	0	1	0	0	0	16	24	0.00	0.500
Doug Jones, R ERA: 4.5	(8, 1)	1.0		4	1	0	0	1	0	0	0	0	0	0	8	10	0.00	1.000
Bob Wickman, R ERA: 2.7	(9, 1)	1.0		3	0	0	0	3	0	0	0	0	0	0	10	13	0.00	0.000

PITCHER		IP	WLS	BF	H	R	ER	SO	BB	IBB	HBP	BLK	WP	HR	S	P	ERA	WHIP

Batter	1	2	3	4	5	6	7	8	9	AB	R	H	RBI	BB	SO	LOB
Fernando Vina, L (1, 4) OBP: 0.433, SLG: 0.528 Bob Wickman, R (9, 1)	C B X 1-1 S 2B		X 0-0 1B 1B		H 1-0 WP 1B HBP	X 0-0 G6-3 1-2 1B		B X 1-0 L8 ③		4 1 3 0 0 0 0 0 0 0 0 0 0 0						
Jeff Cirillo, R (1, 3) OBP: 0.385, SLG: 0.370 Eric Owens, R (9, 4) OBP: 0.250, SLG: 0.455	C F S 0-3 K ①		F F 1 SAFE S 0-3 K ②		B S F F B F X 2-2 E 1-H 1B	B B F F S 2-3 K ①			B B C F B F X 3-2 G4-3 ①	4 1 1 1 0 3 4 1 0 0 0 0 0 0						
Mark Loretta, R (1, 5) OBP: 0.328, SLG: 0.358	C F F F B B B F 3-3 S K ② 2-3		1 SAFE B B C X 2-1 1-2 1B		C X 0-1 E5 1B 1-2 2B	B F S X 1-2 G6-3 ②③ 1-2f			B X 1-0 1B BB 1B	5 1 2 0 0 1 4						
Jeromy Burnitz, L (1, 9) OBP: 0.374, SLG: 0.545	B B B S C X 3-2 G1-3 ③		C B B S X 3-2 P5 ③		F X 0-1 2B 1-2 2-H 1B		B C B C X 2-2 F7 ①		B F B B B 4-1 1B 1-2 BB	4 0 1 1 1 0 3						
Marquis Grissom, R (1, 8) OBP: 0.280, SLG: 0.417 Darrin Jackson, R (5, 8) OBP: 0.154, SLG: 0.158		X 0-0 F7 ①		B C F F B F F F X 2-2 G5-3 ①	X 0-0 P2 ①		B C X 1-1 G4-3 ②		B C X 1-1 P3 ②	2 0 0 0 0 0 0 3 0 0 0 0 0 4						
Marc Newfield, R (1, 7) OBP: 0.302, SLG: 0.245		X 0-0 1B		C B S C 1-3 K ②	X 0-0 P6 ②		B X 1-0 1B		B X 1-0 1-2 2-3 1B	5 0 3 0 0 1 2						
Jose Valentin, S (1, 6) OBP: 0.364, SLG: 0.439	C B B B 1 SAFE F S 3-3 K ②			B F B S X 2-2 HR 1B	X 0-0 1-3 2-H 2B		C X 0-1 F8 ③		B F B X 2-1 P4 ③	5 1 2 1 0 1 5						
Mike Matheny, R (1, 2) OBP: 0.366, SLG: 0.493 Mike Myers, L (6, 1) Doug Jones, R (8, 1) Bob Hamelin, L (8, PH) OBP: 0.178, SLG: 0.122 (9, 3)	B F C X 1-2 P3 ③			B X 1-0 1-H HR	B B S X 2-1 G5-3 ③			F B X 1-1 F9 ①		3 1 1 2 0 0 3 0 0 0 0 0 0 0 0 0 0 0 0 0 0 1 0 0 0 0 0 0						
Jose Mercedes, R (1, 1) OBP: 0.167, SLG: 0.091 Al Reyes, R (4, 1) Bobby Hughes, R (6, 2) OBP: 0.250, SLG: 0.250			C B F B B F F X 3-2 G6-3 ①	S C C 0-3 K ③	C X 0-1 1B 1B			C S F B F B S 2-3 K ②		1 0 0 0 0 0 0 1 0 0 0 0 1 0 2 0 1 0 0 1 0						
Inning Stats	R: 0 H: 1 E: 0 LOB: 1 K: 2 BB: 0 S: 15 P: 22	R: 0 H: 1 E: 0 LOB: 1 K: 1 BB: 0 S: 8 P: 12	R: 0 H: 2 E: 0 LOB: 2 K: 1 BB: 0 S: 14 P: 22	R: 2 H: 2 E: 0 LOB: 0 K: 2 BB: 0 S: 16 P: 22	R: 3 H: 3 E: 1 LOB: 2 K: 0 BB: 0 S: 14 P: 19	R: 0 H: 2 E: 0 LOB: 1 K: 1 BB: 0 S: 10 P: 13	R: 0 H: 1 E: 0 LOB: 1 K: 0 BB: 0 S: 8 P: 12	R: 0 H: 0 E: 0 LOB: 0 K: 1 BB: 0 S: 8 P: 12	R: 0 H: 2 E: 0 LOB: 3 K: 0 BB: 1 S: 11 P: 23	1B: 11 SF: 0 2B: 2 SAC: 0 3B: 0 DP: 1 HR: 1 HBP: 1						

PITCHER		IP	WLS	BF	H	R	ER	SO	BB	IBB	HBP	BLK	WP	HR	S	P	ERA	WHIP
Sterling Hitchcock, L ERA: 6.0	(1, 1)	5.0	W	26	9	5	4	6	0	0	1	0	1	1	67	97	7.20	1.800
Don Wengert, R ERA: 5.93	(6, 1)	4.0	S	17	5	0	0	2	1	0	0	0	0	0	37	60	0.00	1.500

PITCHER	IP	WLS	BF	H	R	ER	SO	BB	IBB	HBP	BLK	WP	HR	S	P	ERA	WHIP

BOTTOM

San Diego Padres @ Milwaukee Brewers

Milwaukee County Stadium, Milwaukee, WI

Mon May 04 1998, 8:05 PM EDT

Att. 9,357 - Unknown - 64 F

livebaseballscorecards.com

AB	41
R	5
H	14
RBI	5
BB	1
SO	8
LOB	25

Batter	1	2	3	4	5	6	7	8	9	AB	R	H	RBI	BB	SO	LOB
Steve Finley, L (1, 8) OBP: 0.265, SLG: 0.356	F B C B X 2-2 G3-1 2B 2B	B X 1-0 P2 ② 2B		C C X 0-2 P5 ② P2		X 0-0 G3 ① P5		X 0-0 F9 ① F9		5	1	1	0	0	0	4
Ed Giovanola, L (1, 4) OBP: 0.385, SLG: 0.478	B X 1-0 F7 ① F7	C B X 1-1 BB HR 1-2 3-H 1B		X 0-0 G3 ③ G3		S B X 1-1 BB 1B		X 0-0 1-H 2-H 3B		5	1	3	3	0	0	1
Tony Gwynn, L (1, 9) OBP: 0.418, SLG: 0.495 James Mouton, R (5, 9) OBP: 0.262, SLG: 0.243 (8, 7)	B C X 1-1 G3-1 ② 2-3 G3-1	B B B C B 4-1 HR 1-2 2-3 BB			C F B B X 2-2 WP BB SF7 1B	B B C B B 4-1 G6-4-3 1-2 BB		B C B B B 4-1 BB		2	2	1	0	1	0	1
										0	0	0	0	2	0	0
Wally Joyner, L (1, 3) OBP: 0.438, SLG: 0.614 Eddie Williams, R (5, 3) Ben Van Ryn, L (8, 1) Brian Boehringer, S (9, 1)	S B F B X 2-2 1B 3-H 2B	F X 0-1 1-H 2-H 3-H HR			B B B B 4-0 WP HR 1-2 BB	C X 0-1 ②③ G6-4-3 1-2f		B C F F B S 2-3 ② K		2	3	2	5	1	0	0
										2	0	0	0	0	1	4
										0	0	0	0	0	0	0
										0	0	0	0	0	0	0
Greg Vaughn, R (1, 7) OBP: 0.336, SLG: 0.500 Archi Cianfrocco, R (8, PH) OBP: 0.205, SLG: 0.297 (8, 9)	S S B B B X 2-2 2-H 1B	B B B S X 3-1 ③ F7			B B F B S B 4-2 HR 1-2 2-3 BB		X 0-0 ① F7	B C F B S 2-3 ③ K		3	1	1	1	1	0	0
										1	0	0	0	0	1	2
Greg Myers, L (1, 2) OBP: 0.283, SLG: 0.339	1 SAFE B X 1-0 ③ F7 F7		S B X 2-1 ① L4 L4		S B X 1-1 ① SF7 3-H		C F S 0-3 ② K		C B X 1-1 ① G6-3	4	0	0	1	0	1	1
Andy Sheets, R (1, 5) OBP: 0.364, SLG: 0.625		F S B B B B 4-2 E 1B BB	X 0-0 G6-3 1B		B F S F X 1-2 1-H 2-H HR		F X 0-1 ③ G6-3		C X 0-1 ② F8	4	2	2	3	1	0	0
Chris Gomez, R (1, 6) OBP: 0.324, SLG: 0.379		B 1 SAFE X 1-0 ① F7 F7	B X 1-0 ② ③ G6-3 1-2f		B C B X 2-1 ② G5-3 G5-3			X 0-0 BB 3B 1B	C F F F X 0-2 ③ G5-3	5	1	1	0	0	0	2
Pete Smith, R (1, 1) OBP: 0.200, SLG: 0.111 Donne Wall, R (6, 1) Mark Sweeney, L (8, PH) OBP: 0.268, SLG: 0.270 (8, 3)		S F B X 1-2 E2 BB 1B 1-3 HR		B B C X 2-1 ① F8 F8	S B F S 1-3 ③ K K			B B B B 4-0 1-2 3B BB		3	1	0	0	0	1	1
										0	0	0	0	0	0	0
										0	1	0	0	1	0	0
Inning Stats	R: 2 E: 0 K: 0 S: 13 H: 3 LOB: 1 BB: 0 P: 22	R: 5 E: 1 K: 0 S: 14 H: 2 LOB: 0 BB: 2 P: 29	R: 0 E: 0 K: 0 S: 4 H: 1 LOB: 0 BB: 0 P: 7	R: 0 E: 0 K: 0 S: 6 H: 0 LOB: 0 BB: 0 P: 8	R: 4 E: 0 K: 1 S: 16 H: 2 LOB: 2 BB: 2 P: 31	R: 0 E: 0 K: 0 S: 6 H: 1 LOB: 1 BB: 1 P: 11	R: 0 E: 0 K: 1 S: 6 H: 0 LOB: 0 BB: 0 P: 6	R: 2 E: 0 K: 2 S: 11 H: 2 LOB: 2 BB: 2 P: 23	R: 0 E: 0 K: 0 S: 10 H: 0 LOB: 0 BB: 0 P: 11	1B: 6 2B: 2 3B: 1 HR: 2 SF: 1 SAC: 0 DP: 2 HBP: 0						

TOP

San Diego Padres @ Milwaukee Brewers

Milwaukee County Stadium, Milwaukee, WI

Tue May 05 1998, 8:05 PM EDT

Att. 9,162 - Cloudy - 65 F

livebaseballscorecards.com

AB	36
R	13
H	11
RBI	13
BB	7
SO	4
LOB	16

WP: 1 PB: 0 SB: 0 CS: 0 PA: 44

PITCHER		IP	WLS	BF	H	R	ER	SO	BB	IBB	HBP	BLK	WP	HR	S	P	ERA	WHIP
Paul Wagner, R ERA: 5.4	(1, 1)	7.0	L	34	9	11	6	2	5	0	0	0	1	2	65	114	7.71	2.000
Chad Fox, R ERA: 2.01	(8, 1)	1.0		7	2	2	2	2	2	0	0	0	0	0	11	23	18.00	4.000
Doug Jones, R ERA: 4.24	(9, 1)	1.0		3	0	0	0	0	0	0	0	0	0	0	10	11	0.00	0.000

PITCHER	IP	WLS	BF	H	R	ER	SO	BB	IBB	HBP	BLK	WP	HR	S	P	ERA	WHIP

BOTTOM

San Diego Padres @ Milwaukee Brewers

Milwaukee County Stadium, Milwaukee, WI

Tue May 05 1998, 8:05 PM EDT

Att. 9,162 - Cloudy - 65 F

livebaseballscorecards.com

Batter	1	2	3	4	5	6	7	8	9	AB	R	H	RBI	BB	SO	LOB
Fernando Vina, L (1, 4) OBP: 0.428, SLG: 0.520	C X 0-1 ① P3		B X 1-0 1B 1-2 1B		L B X 1-1 ① G1-3	C F S 0-3 ③ K		C B X 1-1 ③ FC6-4 1-2f		4	1	1	0	0	1	1
Eric Owens, R (7, 4) OBP: 0.231, SLG: 0.417										1	0	0	0	0	0	2
Jeff Cirillo, R (1, 3) OBP: 0.388, SLG: 0.369	B B C X 2-1 ② L8		B B C X 2-1 ① F9		F B B X 2-1 FC5-4 1B		B C B F B B 4-2 G4-6-3 BB		X 0-0 HR	3	0	1	0	1	0	2
Bobby Hughes, R (8, 9) OBP: 0.333, SLG: 0.667										1	1	1	1	0	0	0
Mark Loretta, R (1, 5) OBP: 0.317, SLG: 0.362	C B B X 2-1 2B		B X 1-0 ② F7		C B C F X 1-2 ② FC5-4 1B WP 1-2f		X 0-0 ①② G4-6-3 1-2f		C B B F X 2-2 ① F9	5	0	1	0	0	0	4
Jeromy Burnitz, L (1, 9) OBP: 0.385, SLG: 0.545	B C F F B X 2-2 ③ G3		B B B C X 3-1 1B 1-2 2-H 1B		B C B B B 4-1 1B 1-2 BB		B B B C B 4-1 BB		C B C B B F X 3-2 1B 2B	2	0	1	1	2	0	1
Chad Fox, R (8, 1)										0	0	0	0	0	0	0
Doug Jones, R (9, 1)										0	0	0	0	0	0	0
Marc Newfield, R (9, PH) OBP: 0.313, SLG: 0.278										1	1	1	0	0	0	0
Marquis Grissom, R (1, 8) OBP: 0.298, SLG: 0.432		B B B C F F X 3-2 FC5-4 1B	C B S B X 2-2 1-2 2-H 1B		F X 0-1 1-2 2-3 1B		C B F X 1-2 ③ F9		C F B B C 2-3 ② K	3	0	3	1	0	0	0
Darrin Jackson, R (5, PR) OBP: 0.146, SLG: 0.150										2	0	0	0	0	1	2
(6, 8)																
Geoff Jenkins, L (1, 7) OBP: 0.357, SLG: 0.769	1 SAFE B S 1 SAFE B F X 2-2 ① FC5-4 1-2f	F B F S 1-3 ③ K	X 0-0 ③ G3-1				B C B C 2-3 ① K	F B B F X 2-2 2-H 1B	5	0	1	1	0	2	6
Jose Valentin, S (1, 6) OBP: 0.349, SLG: 0.417	B X 1-0 ② F9	C B F S 1-3 ① K			C B X 1-1 ① G4-3			B S X 1-1 ② F9	F S F B S 1-3 ③ K	5	0	0	0	0	2	2
Mike Matheny, R (1, 2) OBP: 0.365, SLG: 0.487	C X 0-1 ③ G4-3	X 0-0 ② F8			B X 1-0 1B			B B B B 4-0 BB BB		3	0	1	0	0	0	1
Jesse Levis, L (7, 2) OBP: 0.500, SLG: 0.371										0	0	0	0	1	0	0
Paul Wagner, R (1, 1) OBP: 0.167, SLG: 0.167		B X 1-0 1B 1B	B X 1-0 ③ F8		C X 0-1 ② P9			C B B F B B 4-2 FC6-4 1-2 BB		3	1	1	0	0	0	1
Bob Hamelin, L (8, 3) OBP: 0.196, SLG: 0.122										0	0	0	0	1	0	0

	AB	38
	R	4
	H	12
	RBI	4
	BB	5
	SO	6
	LOB	22

Inning Stats	1	2	3	4	5	6	7	8	9	1B: 9	SF: 0	WP: 1	PA: 43
R:	0	0	2	0	0	0	0	0	2	2B: 2	SAC: 0	PB: 0	
E:	0	0	0	0	0	0	0	0	0	3B: 0	DP: 1	SB: 0	
K:	0	0	1	0	1	1	0	1	2	HR: 1	HBP: 0	CS: 0	
S:	10	10	13	5	12	8	7	9	18				
H:	1	1	4	0	2	1	0	0	3				
LOB:	1	1	2	0	3	1	1	2	1				
BB:	0	0	0	0	1	0	2	2	0				
P:	16	16	24	7	20	10	16	21	28				

PITCHER		IP	WLS	BF	H	R	ER	SO	BB	IBB	HBP	BLK	WP	HR	S	P	ERA	WHIP
Pete Smith, R ERA: 3.08	(1, 1)	5.0	W	24	8	2	2	2	1	0	0	0	1	0	50	83	3.60	1.800
Donne Wall, R ERA:	(6, 1)	2.0		8	1	0	0	1	2	0	0	0	0	0	15	26	0.00	1.500
Ben Van Ryn, L ERA: 3.0	(8, 1)	1.0		5	0	0	0	1	2	0	0	0	0	0	9	21	0.00	2.000
Brian Boehringer, R ERA: 5.4	(9, 1)	1.0		6	3	2	2	2	0	0	0	0	0	1	18	28	18.00	3.000

PITCHER		IP	WLS	BF	H	R	ER	SO	BB	IBB	HBP	BLK	WP	HR	S	P	ERA	WHIP

Batter	1	2	3	4	5	6	7	8	9	AB	R	H	RBI	BB	SO	LOB
James Mouton, R (1, 8) OBP: 0.267, SLG: 0.250	C B X 1-1 FC6-5 S 1B			C B B B C F S 3-3 ① K		1 SAFE C B X 2-1 ③ F8		1 SAFE S S B B S 2-3 ② ③ K 1-2		3	0	1	0	0	1	1
Steve Finley, L (8, PH) OBP: 0.264, SLG: 0.353										1	0	0	0	0	1	2
(8, 8)																
Andy Sheets, R (1, 4) OBP: 0.340, SLG: 0.581	B B F B F X 3-2 ① FC6-5 G6-3 1-3			X 0-0 ② G6-3			C S B B B X 3-2 ① G4-3		C X 0-1 ① G3	3	0	0	0	0	1	1
Ed Giovanola, L (9, PH) OBP: 0.370, SLG: 0.458										1	0	0	0	0	0	0
(9, 4)																
Tony Gwynn, L (1, 9) OBP: 0.421, SLG: 0.522	X 0-0 ② ③ G6-3 1-2f			B C F X 1-2 ③ G6-3			F X 0-1 1B 1B		B X 1-0 HR	4	1	2	1	0	0	1
Greg Vaughn, R (1, 7) OBP: 0.341, SLG: 0.496		B F C X 1-2 ① F7			B B B F X 3-1 ① P3		B 1 SAFE B F 1 SAFE 1 SAFE X 2-1 G4-6-3 1-2 1B		H 1-0 1B FC1-2 HBP	3	0	1	0	0	0	0
Wally Joyner, L (1, 3) OBP: 0.430, SLG: 0.598		C C S 0-3 ② K			B C F S 1-3 ② K		C B S X 1-2 ② ③ G4-6-3 1-2f		1 SAFE X 0-0 FC1-2 HBP 1-3 1B	4	0	1	0	0	2	2
Carlos Hernandez, R (1, 2) OBP: 0.341, SLG: 0.432		C B X 1-1 ③ G4-3			X 0-0 ③ L6			B F X 1-1 SH2-3 1B 2B	B F H 2-1 FC1-2 HBP 1-2	3	1	1	0	0	0	0
Archi Cianfrocco, R (1, 5) OBP: 0.190, SLG: 0.275			B X 1-0 ① L5			B X 1-0 ① G6-3		X 0-0 ① SH2-3 2-3	X 0-0 ② FC1-2 FC6-4 1-2 2-3 3-Hf	3	0	0	0	0	0	3
Chris Gomez, R (1, 6) OBP: 0.321, SLG: 0.367			C B F X 1-2 ② L7			C X 0-1 ② F8		P B B B 4-0 1B BB	X 0-0 ③ FC6-4 1-2f	3	0	0	0	1	0	3
Kevin Brown, R (1, 1) OBP: 0.263, SLG: 0.316			X 0-0 ③ G5-3			F C B X 1-2 1B		C B 1 SAFE X 1-1 K 1-2 3-H 1B		2	0	1	0	0	0	0
Eddie Williams, R (8, PH) OBP: 0.333, SLG: 0.333										1	0	1	1	0	0	0
Dan Miceli, R (8, 1)										0	0	0	0	0	0	0
Ben Van Ryn, L (8, 1)										0	0	0	0	0	0	0
Carlos Reyes, S (8, 1)										0	0	0	0	0	0	0
Inning Stats	R: 0 E: 0 K: 0 S: 6 H: 1 LOB: 0 BB: 0 P: 10	R: 0 E: 0 K: 1 S: 8 H: 0 LOB: 0 BB: 0 P: 10	R: 0 E: 0 K: 0 S: 5 H: 0 LOB: 0 BB: 0 P: 7	R: 0 E: 0 K: 1 S: 8 H: 0 LOB: 0 BB: 0 P: 12	R: 0 E: 0 K: 1 S: 6 H: 0 LOB: 0 BB: 0 P: 10	R: 0 E: 0 K: 0 S: 8 H: 1 LOB: 1 BB: 0 P: 12	R: 0 E: 0 K: 0 S: 10 H: 2 LOB: 1 BB: 0 P: 16	R: 1 E: 0 K: 1 S: 9 H: 2 LOB: 1 BB: 1 P: 16	R: 1 E: 0 K: 0 S: 7 H: 2 LOB: 3 BB: 0 P: 11	1B: 6 2B: 1 3B: 0 HR: 1	SF: 0 SAC: 1 DP: 2 HBP: 2						

TOP

San Diego Padres @ Milwaukee Brewers

Milwaukee County Stadium, Milwaukee, WI

Wed May 06 1998, 4:33 AM EDT
Att. 13,381 - Sunny - 64 F

livebaseballscorecards.com

AB	31
R	2
H	8
RBI	2
BB	1
SO	4
LOB	13

WP: 0 PB: 0 SB: 1 CS: 0 PA: 35

PITCHER		IP	WLS	BF	H	R	ER	SO	BB	IBB	HBP	BLK	WP	HR	S	P	ERA	WHIP
Scott Karl, L ERA: 2.89	(1, 1)	7.1		27	6	1	1	3	1	0	0	0	0	0	57	88	1.23	0.955
Bob Wickman, R ERA: 2.61	(8, 1)	0.2		1	0	0	0	1	0	0	0	0	0	0	3	5	0.00	0.000
Doug Jones, R ERA: 4.5	(9, 1)	1.0	W	7	2	1	1	0	0	0	2	0	0	1	7	11	9.00	2.000

PITCHER	IP	WLS	BF	H	R	ER	SO	BB	IBB	HBP	BLK	WP	HR	S	P	ERA	WHIP

San Diego Padres @ Milwaukee Brewers

Milwaukee County Stadium, Milwaukee, WI

Wed May 06 1998, 4:33 AM EDT

Att. 13,381 - Sunny - 64 F

livebaseballscorecards.com

Batter	1	2	3	4	5	6	7	8	9	AB	R	H	RBI	BB	SO	LOB
Fernando Vina, L (1, 4) OBP: 0.427, SLG: 0.515	SH5-3 1B		G4-6-3 1-2f		B1-3			F8	BB 2B 1B	5	1	2	0	0	0	3
Jeff Cirillo, R (1, 3) OBP: 0.391, SLG: 0.368	SH5-3 1-2		F8			G6-3		WP 1B 1B	2B 1-2 BB	3	1	1	0	1	0	0
Mark Loretta, R (1, 5) OBP: 0.309, SLG: 0.365	G5-3			G6-3		G4-3		L9 1-2	1-3 2-H 2B	5	0	1	1	0	0	2
Jeromy Burnitz, L (1, 9) OBP: 0.388, SLG: 0.552	F6			G3-1		FC5 2B		1B 2-H 1B		4	1	2	1	0	0	1
Geoff Jenkins, L (1, 7) OBP: 0.344, SLG: 0.700		G6-3		F4		FC5 2-3		1B S 1-3 1B		4	0	1	0	0	0	1
Darrin Jackson, R (1, 8) OBP: 0.200, SLG: 0.227		G4-3			FC6-4 1B 1B		2B	1-3 3-H 1B		4	0	3	1	0	0	0
Jose Valentin, S (1, 6) OBP: 0.354, SLG: 0.430		WP 2B			1-2 FC6-4 1B		P6	F7		4	0	2	0	0	0	3
Mike Matheny, R (1, 2) OBP: 0.348, SLG: 0.463		K2-3 2-3			FC6-4 SH1-4 1-2f 2-3		L5		G5-3	4	0	0	0	0	1	4
Scott Karl, L (1, 1) OBP: 0.231, SLG: 0.091			BB		SH1-4 1-2		L7		G4-3	1	0	0	0	1	0	1
Bob Wickman, R (8, 1)										0	0	0	0	0	0	0
Doug Jones, R (9, 1)										0	0	0	0	0	0	0
Jesse Levis, L (9, PH) OBP: 0.489, SLG: 0.361										1	0	0	0	0	0	0

Inning Stats	1	2	3	4	5	6	7	8	9
	R: 0 E: 0 K: 0 S: 7	R: 0 E: 0 K: 1 S: 11	R: 0 E: 0 K: 0 S: 3	R: 0 E: 0 K: 0 S: 7	R: 0 E: 0 K: 0 S: 8	R: 0 E: 0 K: 0 S: 10	R: 0 E: 0 K: 0 S: 7	R: 2 E: 0 K: 0 S: 18	R: 1 E: 0 K: 0 S: 11
	H: 1 LOB: 1 BB: 0 P: 10	H: 1 LOB: 1 BB: 0 P: 16	H: 0 LOB: 0 BB: 1 P: 8	H: 0 LOB: 0 BB: 0 P: 13	H: 2 LOB: 2 BB: 0 P: 13	H: 1 LOB: 1 BB: 0 P: 16	H: 1 LOB: 1 BB: 0 P: 10	H: 4 LOB: 2 BB: 0 P: 29	H: 2 LOB: 2 BB: 1 P: 18

1B: 8	SF: 0
2B: 4	SAC: 2
3B: 0	DP: 1
HR: 0	HBP: 0
WP: 2	PA: 39
PB: 0	
SB: 1	
CS: 0	

AB	35
R	3
H	12
RBI	3
BB	2
SO	1
LOB	15

PITCHER		IP	WLS	BF	H	R	ER	SO	BB	IBB	HBP	BLK	WP	HR	S	P	ERA	WHIP
Kevin Brown, R ERA: 2.55	(1, 1)	7.0		27	6	0	0	1	1	0	0	0	1	0	53	86	0.00	1.000
Dan Miceli, R ERA: 2.79	(8, 1)	0.2		3	1	1	1	0	0	0	0	0	1	0	8	14	13.50	1.500
Ben Van Ryn, L ERA: 4.0	(8, 1)	0.0		2	2	0	0	0	0	0	0	0	0	0	5	10	∞	∞
Carlos Reyes, R ERA: 1.98	(8, 1)	1.0	L	7	3	2	2	0	1	0	0	0	0	0	16	23	18.00	4.000

PITCHER		IP	WLS	BF	H	R	ER	SO	BB	IBB	HBP	BLK	WP	HR	S	P	ERA	WHIP

San Diego Padres @ Atlanta Braves

Turner Field, Atlanta, GA

Thu May 07 1998, 7:05 PM EDT

Att. 31,811 - Unknown - 70 F

livebaseballscorecards.com

Batter	1	2	3	4	5	6	7	8	9	AB	R	H	RBI	BB	SO	LOB
Steve Finley, L (1, 8) OBP: 0.263, SLG: 0.357	F X 0-1 ① SH1-4 3B 2B	C X 0-1 ③ F8			C B B X 2-1 ② G4-3		C B F S 1-3 ③ K			4	1	1	0	0	1	0
Ed Giovanola, L (1, 4) OBP: 0.400, SLG: 0.462	L X 0-1 ① SH1-4 2-3		B X 1-0 ① 1B 1B		C B B F F B B 4-2 2B BB			C S B X 1-2 ① G3		2	1	1	0	1	0	0
Tony Gwynn, L (1, 9) OBP: 0.431, SLG: 0.534	B B F B B 4-1 3B BB		B B C X 2-1 ① 1-3 1B		X 0-0 1-H 2B			C B B S F X 2-2 ② G4-3		3	1	2	1	1	0	0
Wally Joyner, L (1, 3) OBP: 0.413, SLG: 0.571	S F X 0-2 ② L7		B B C X 2-1 ② L8		C B C X 1-2 ③ G4-3			S B X 1-1 ③ F8		4	0	0	0	0	0	4
Greg Vaughn, R (1, 7) OBP: 0.338, SLG: 0.504	X 0-0 1-H 3-H 3B		B B S 1 SAFE X 2-1 ③ G5-3			F X 0-1 ① G6-3			X 0-0 ① G6-3	4	0	1	2	0	0	1
Greg Myers, L (1, 2) OBP: 0.281, SLG: 0.322	C B C B B B 4-2 BB			X 0-0 ① G3		B B X 2-0 ② G3			C B X 1-2 ② G1-3	3	0	0	0	1	0	0
Andy Sheets, R (1, 5) OBP: 0.320, SLG: 0.543 Donne Wall, R (6, 1) Mark Sweeney, L (9, PH) OBP: 0.262, SLG: 0.263	B C C C 1-3 ③ K			B F C B S 2-3 ② K		P B S C C 2-3 ③ K			C B S C 1-3 ③ K	3 0 1	0 0 0	0 0 0	0 0 0	0 0 1	3 0 0	2 0 0
Chris Gomez, R (1, 6) OBP: 0.313, SLG: 0.356		B X 1-0 ① G6-3		C C F S 0-3 ③ K			F F F B X 1-2 ① L7			3	0	0	0	0	1	0
Joey Hamilton, R (1, 1) OBP: 0.105, SLG: 0.105 Archi Cianfrocco, R (6, 5) OBP: 0.186, SLG: 0.268		X 0-0 ② F8			C C C 0-3 ① K		C F B S 1-3 ② K			2 1	0 0	0 0	0 0	0 0	1 1	0 0
Inning Stats	R: 2 E: 0 K: 1 S: 14 H: 2 LOB: 2 BB: 2 P: 23	R: 0 E: 0 K: 0 S: 4 H: 0 LOB: 0 BB: 0 P: 5	R: 0 E: 0 K: 0 S: 7 H: 2 LOB: 1 BB: 0 P: 14	R: 0 E: 0 K: 2 S: 8 H: 0 LOB: 0 BB: 0 P: 10	R: 1 E: 0 K: 1 S: 12 H: 1 LOB: 1 BB: 1 P: 19	R: 0 E: 0 K: 1 S: 7 H: 0 LOB: 0 BB: 0 P: 10	R: 0 E: 0 K: 2 S: 10 H: 0 LOB: 0 BB: 0 P: 13	R: 0 E: 0 K: 0 S: 9 H: 0 LOB: 0 BB: 0 P: 13	R: 0 E: 0 K: 1 S: 7 H: 0 LOB: 0 BB: 0 P: 9	1B: 2 2B: 2 3B: 1 HR: 0 SF: 0 SAC: 1 DP: 0 HBP: 0						

	AB	30
	R	3
	H	5
	RBI	3
	BB	3
	SO	8
	LOB	7

WP: 0 PB: 0 SB: 0 CS: 0 PA: 34

PITCHER		IP	WLS	BF	H	R	ER	SO	BB	IBB	HBP	BLK	WP	HR	S	P	ERA	WHIP
29 John Smoltz, R ERA: 2.56	(1, 1)	7.0	W	28	5	3	3	7	3	0	0	0	0	0	62	94	3.86	1.143
John Rocker, L ERA:	(8, 1)	1.0		3	0	0	0	0	0	0	0	0	0	0	9	13	0.00	0.000
Kerry Ligtenberg, R ERA: 3.45	(9, 1)	1.0	S	3	0	0	0	1	0	0	0	0	0	0	7	9	0.00	0.000

PITCHER	IP	WLS	BF	H	R	ER	SO	BB	IBB	HBP	BLK	WP	HR	S	P	ERA	WHIP

Batter	1	2	3	4	5	6	7	8	9	AB	R	H	RBI	BB	SO	LOB
Walt Weiss, S (1, 6) OBP: 0.477, SLG: 0.505	B B C C X 2-2 G4-3 ①		X 0-0 G4-3 ② 2-3	F B B X 2-1 F9 ③		C B X 1-1 2B 1-3 3-H				4	0	1	1	0	0	2
Keith Lockhart, L (1, 4) OBP: 0.384, SLG: 0.548	C F B X 1-2 G1-3 ②		B X 1-0 L8 ③		X 0-0 F9 ①	C C B S 1-3 K ③				4	0	0	0	0	1	3
10 Chipper Jones, S (1, 5) OBP: 0.441, SLG: 0.674	F C X 0-2 F9 ③			X 0-0 G4-3 ①	B B B C C B 4-2 CS BB		B B C C S 2-3 K ①			3	0	0	0	1	1	0
Andres Galarraga, R (1, 3) OBP: 0.441, SLG: 0.653		B B X 2-0 G3-6-1 1B		C B B F X 2-2 HR	1 SAFE C X 0-1 F9 ②		C C S 0-3 K ②			4	1	2	1	0	1	1
Ryan Klesko, L (1, 7) OBP: 0.270, SLG: 0.393 John Rocker, R (8, 1) Kerry Ligtenberg, R (9, 1)		B S C X 1-2 G3-6-1 ① ② 1-2f		C B X 1-1 SF7 3B	1 SAFE C B F B B 3-2 CS ③ 1-2	S X 0-1 29 1B 1B	F X 0-1 G6-3 ③			4 0 0	2 0 0	2 0 0	0 0 0	0 0 0	0 0 0	1 0 0
Javy Lopez, R (1, 2) OBP: 0.360, SLG: 0.646		X 0-0 1B		B X 1-0 SF7 ② 3-H		B S S S 1-3 K ①		B B X 2-0 G6-3 ①		3	0	1	1	0	1	1
Michael Tucker, L (1, 9) OBP: 0.377, SLG: 0.652	B B B F F S 3-3 K ③			B B B H 4-0 29 2B 1B HBP		F S B C 1-3 K ②		C B X 1-1 G1-3 ②		3	1	0	0	0	2	2
Andruw Jones, R (1, 8) OBP: 0.272, SLG: 0.388			B B B C B 4-1 G4-3 29 SH3-4 BB	B S B C B X 3-2 29 2B 1-2 1B		C X 0-1 29 1B 2B 1-2 1B		X 0-0 F7 ③		3	2	2	0	1	0	0
29 John Smoltz, R (1, 1) OBP: 0.455, SLG: 0.375 Gerald Williams, R (8, 7) OBP: 0.311, SLG: 0.366			B X 1-0 SH3-4 ① 1-2	B F X 1-1 1-H 2-H 2B		F B X 1-1 2B 1-3 2-H 1B				2 0	0 0	2 0	3 0	0 0	0 0	0 0
Inning Stats	R: 0 E: 0 K: 0 S: 9 H: 0 LOB: 0 BB: 0 P: 12	R: 0 E: 0 K: 1 S: 8 H: 2 LOB: 1 BB: 0 P: 14	R: 0 E: 0 K: 0 S: 4 H: 0 LOB: 1 BB: 1 P: 10	R: 4 E: 0 K: 0 S: 14 H: 4 LOB: 1 BB: 0 P: 28	R: 0 E: 0 K: 0 S: 7 H: 0 LOB: 0 BB: 1 P: 14	R: 2 E: 0 K: 3 S: 17 H: 4 LOB: 2 BB: 0 P: 22	R: 0 E: 0 K: 2 S: 8 H: 0 LOB: 0 BB: 0 P: 10	R: 0 E: 0 K: 0 S: 4 H: 0 LOB: 0 BB: 0 P: 7		1B: 6 2B: 2 3B: 1 HR: 1 SF: 1 SAC: 1 DP: 1 HBP: 1						

PITCHER		IP	WLS	BF	H	R	ER	SO	BB	IBB	HBP	BLK	WP	HR	S	P	ERA	WHIP
Joey Hamilton, R ERA: 5.69	(1, 1)	5.2	L	28	10	6	6	3	2	0	1	0	0	1	56	96	9.53	2.118
Donne Wall, R ERA:	(6, 1)	2.1		7	0	0	0	3	0	0	0	0	0	0	15	21	0.00	0.000

PITCHER	IP	WLS	BF	H	R	ER	SO	BB	IBB	HBP	BLK	WP	HR	S	P	ERA	WHIP

BOTTOM

San Diego Padres @ Atlanta Braves

Turner Field, Atlanta, GA

Thu May 07 1998, 7:05 PM EDT

Att. 31,811 - Unknown - 70 F

livebaseballscorecards.com

AB	30
R	6
H	10
RBI	6
BB	2
SO	6
LOB	10

San Diego Padres @ Atlanta Braves

Turner Field, Atlanta, GA

Fri May 08 1998, 7:05 PM EDT

Att. 37,490 - Sunny - 71 F

TOP

livebaseballscorecards.com

Batter	1	2	3	4	5	6	7	8	9	AB	R	H	RBI	BB	SO	LOB
Steve Finley, L (1, 8) OBP: 0.255, SLG: 0.345	G4-3	L4		G3		F8			G6-3	5	0	0	0	0	0	2
Chris Gomez, R (1, 6) OBP: 0.311, SLG: 0.346	L7		G1-3 2B BB	K			K			3	1	0	0	1	2	1
Tony Gwynn, L (1, 9) OBP: 0.425, SLG: 0.549	HR		G1-3 1-2		G4-3		E1 G5-4-3			4	1	1	1	0	0	1
Greg Vaughn, R (1, 7) OBP: 0.350, SLG: 0.525	1B 2B		2-H 2B		FC6-4 BB		G5-4-3 1-2f			3	1	2	1	1	0	1
Wally Joyner, L (1, 3) OBP: 0.407, SLG: 0.558	BB 2-H 1B		G5-3		FC6-4 1-2f			F7		4	0	1	1	0	0	2
Carlos Hernandez, R (1, 2) OBP: 0.348, SLG: 0.422	1-2 BB		BB		L9			K		2	0	0	0	2	1	1
Archi Cianfrocco, R (1, 5) OBP: 0.170, SLG: 0.244	G1-3		K			G5-3		K		4	0	0	0	0	2	4
Andy Sheets, R (8, 5) OBP: 0.320, SLG: 0.543										0	0	0	0	0	0	0
Ed Giovanola, L (1, 4) OBP: 0.412, SLG: 0.467		K		G3 SH2-4 1B		G1-3 1B			G3	4	0	2	0	0	1	0
Andy Ashby, R (1, 1) OBP: 0.100, SLG: 0.100		G4-3		SH2-4		G1-3			G4-3	2	0	0	0	0	0	1
Mark Sweeney, L (9, PH) OBP: 0.256, SLG: 0.256										1	0	0	0	0	0	0
Trevor Hoffman, R (9, 1)										0	0	0	0	0	0	0
Inning Stats	R: 2 E: 0 K: 0 S: 13 H: 3 LOB: 2 BB: 1 P: 24	R: 0 E: 0 K: 1 S: 5 H: 0 LOB: 0 BB: 0 P: 6	R: 1 E: 0 K: 1 S: 14 H: 1 LOB: 2 BB: 2 P: 30	R: 0 E: 0 K: 1 S: 8 H: 1 LOB: 1 BB: 0 P: 14	R: 0 E: 1 K: 0 S: 8 H: 0 LOB: 1 BB: 1 P: 16	R: 0 E: 0 K: 0 S: 6 H: 1 LOB: 1 BB: 0 P: 9	R: 0 E: 1 K: 1 S: 8 H: 0 LOB: 0 BB: 0 P: 8	R: 0 E: 0 K: 2 S: 8 H: 0 LOB: 0 BB: 0 P: 9	R: 0 E: 0 K: 0 S: 9 H: 0 LOB: 0 BB: 0 P: 11	1B: 3 2B: 2 3B: 0 HR: 1 SF: 0 SAC: 1 DP: 1 HBP: 0	WP: 0 PB: 0 SB: 0 CS: 0 PA: 37					

	AB	32
	R	3
	H	6
	RBI	3
	BB	4
	SO	6
	LOB	13

PITCHER		IP	WLS	BF	H	R	ER	SO	BB	IBB	HBP	BLK	WP	HR	S	P	ERA	WHIP
Tom Glavine, L ERA: 2.45	(1, 1)	6.0	L	28	6	3	3	3	4	0	0	0	0	1	54	99	4.50	1.667
Dennis Martinez, R ERA: 6.15	(7, 1)	3.0		9	0	0	0	3	0	0	0	0	0	0	25	28	0.00	0.000

PITCHER		IP	WLS	BF	H	R	ER	SO	BB	IBB	HBP	BLK	WP	HR	S	P	ERA	WHIP

Batter	1	2	3	4	5	6	7	8	9	AB	R	H	RBI	BB	SO	LOB
Walt Weiss, S (1, 6) OBP: 0.456, SLG: 0.480	B C B F B X 3-2 G4-3 ①	B X 1-0 G4-3 ③		C B X 1-1 L3 ③		B X 1-0 G1-3 ③			B B C C X 2-2 P7 ②	5	0	0	0	0	0	4
Keith Lockhart, L (1, 4) OBP: 0.365, SLG: 0.520	C X 0-1 G4-3 ②		C B S C 1-3 K ①		S X 0-1 G1-3 ①		S B S S X 1-2 F8 ①		B B B F F X 2-2 P5 ③	5	0	0	0	0	1	0
10 Chipper Jones, S (1, 5) OBP: 0.442, SLG: 0.692	B X 1-0 3B		B C F B X 2-2 2B		S B C X 1-2 L7 ②		X 0-0 G3 ②			4	0	2	0	0	0	0
Andres Galarraga, R (1, 3) OBP: 0.443, SLG: 0.669	X 0-0 F9 ③		X 0-0 G6-3 ②		B S B B B 4-1 1B BB		B S B X 2-1 HR			3	1	1	1	1	0	2
Ryan Klesko, L (1, 7) OBP: 0.277, SLG: 0.392		X 0-0 G3-1 ①	C S B F B B B 4-2 BB		1 SAFE X 0-0 1B 1-2 1B		X 0-0 G3 ③			3	0	1	0	1	0	0
Javy Lopez, R (1, 2) OBP: 0.365, SLG: 0.640 Danny Bautista, R (8, PR) OBP: 0.333, SLG: 0.357 Eddie Pérez, R (9, 2) OBP: 0.371, SLG: 0.441		C C F X 0-2 E5 FC4-6	X 0-0 P5 ③		B B C X 2-1 ③ 1-2 2-3 1B			X 0-0 G1-4-3 1B		4	0	2	0	0	0	2
										0	0	0	0	0	0	0
										0	0	0	0	0	0	0
Michael Tucker, L (1, 9) OBP: 0.373, SLG: 0.646		B C S X 1-2 FC4-6 ② E 1B 1-2f		F X 0-1 F8 G4-3 2B		B S B F X 2-2 P7 ①		F B X 1-1 L7 ①		4	1	1	0	0	0	2
Andruw Jones, R (1, 8) OBP: 0.271, SLG: 0.383		F 1 SAFE X 0-1 E 1-2 1B		S B B F X 2-2 F8 ① 2-3		X 0-0 L5 ②		C X 0-1 G1-4-3 ②③ 1-2f		4	0	1	0	0	0	2
Tom Glavine, L (1, 1) OBP: 0.154, SLG: 0.231 Ozzie Guillen, L (6, PH) OBP: 0.167, SLG: 0.118 Dennis Martinez, R (7, 1) OBP: 0.500, SLG: 0.667 Curtis Pride, L (9, PH) OBP: 0.268, SLG: 0.289		X 0-0 E5 1-2 2-3		X 0-0 G4-3 ② 3-H		B X 1-0 1B			B X 1-0 P4 ①	2	0	0	1	0	0	2
										1	0	1	0	0	0	0
										0	0	0	0	0	0	0
										1	0	0	0	0	0	0
Inning Stats	R: 0 E: 0 K: 0 S: 7 H: 1 LOB: 1 BB: 0 P: 11	R: 0 E: 2 K: 0 S: 12 H: 1 LOB: 3 BB: 0 P: 14	R: 0 E: 0 K: 1 S: 11 H: 1 LOB: 2 BB: 1 P: 18	R: 1 E: 0 K: 0 S: 8 H: 1 LOB: 0 BB: 0 P: 11	R: 0 E: 0 K: 0 S: 9 H: 2 LOB: 2 BB: 1 P: 16	R: 0 E: 0 K: 0 S: 6 H: 1 LOB: 1 BB: 0 P: 10	R: 1 E: 0 K: 0 S: 7 H: 1 LOB: 0 BB: 0 P: 10	R: 0 E: 0 K: 0 S: 5 H: 1 LOB: 1 BB: 0 P: 6	R: 0 E: 0 K: 0 S: 7 H: 0 LOB: 0 BB: 0 P: 12	1B: 5 2B: 2 3B: 1 HR: 1 SF: 0 SAC: 0 DP: 1 HBP: 0						

PITCHER	IP	WLS	BF	H	R	ER	SO	BB	IBB	HBP	BLK	WP	HR	S	P	ERA	WHIP
Andy Ashby, R (1, 1) ERA: 2.34	8.0	W	35	9	2	2	1	2	0	0	0	0	1	65	96	2.25	1.375
Trevor Hoffman, R (9, 1) ERA: 1.04	1.0	S	3	0	0	0	0	0	0	0	0	0	0	7	12	0.00	0.000

PITCHER	IP	WLS	BF	H	R	ER	SO	BB	IBB	HBP	BLK	WP	HR	S	P	ERA	WHIP

BOTTOM

San Diego Padres @ Atlanta Braves

Turner Field, Atlanta, GA

Fri May 08 1998, 7:05 PM EDT

Att. 37,490 - Sunny - 71 F

livebaseballscorecards.com

AB	36
R	2
H	9
RBI	2
BB	2
SO	1
LOB	14

San Diego Padres @ Atlanta Braves

Turner Field, Atlanta, GA

Sat May 09 1998, 7:05 PM EDT

Att. 46,160 - Overcast - 75 F

livebaseballscorecards.com

Batter	1	2	3	4	5	6	7	8	9	AB	R	H	RBI	BB	SO	LOB
Steve Finley, L (1, 8) OBP: 0.259, SLG: 0.360	P4		F8		3B		F9		FC4 1-2 2-H 1B	5	0	2	1	0	0	1
Ed Giovanola, L (1, 4) OBP: 0.359, SLG: 0.400	F8		L9		P5		F8		FC4 1-2f 2-3	5	0	0	0	0	0	4
Tony Gwynn, L (1, 9) OBP: 0.420, SLG: 0.536	F9			F7	BB			F7		3	0	0	0	1	0	0
Wally Joyner, L (1, 3) OBP: 0.411, SLG: 0.551		PB 1B		HR BB	G3			L7		3	1	1	0	1	0	2
Greg Vaughn, R (1, 7) OBP: 0.348, SLG: 0.540		K		1-H HR		K		F7		4	1	1	2	0	2	1
Greg Myers, L (1, 2) OBP: 0.299, SLG: 0.377 Carlos Hernandez, R (9, PH) OBP: 0.344, SLG: 0.417		1-2 BB		HR		G1-3			K	2 1	1 0	1 0	1 0	1 0	0 1	0 0
Andy Sheets, R (1, 5) OBP: 0.302, SLG: 0.510 Mark Sweeney, L (9, PH) OBP: 0.273, SLG: 0.275		K		K		K			1B 1B	3 1	0 1	0 1	0 0	0 0	3 0	2 0
Chris Gomez, R (1, 6) OBP: 0.301, SLG: 0.333		F8		G5-3			K		K	4	0	0	0	0	2	3
Sterling Hitchcock, L (1, 1) OBP: 0.400, SLG: 0.400 Brian Boehringer, S (6, 1) Ben Van Ryn, L (7, 1) Dan Miceli, R (7, 1) Eddie Williams, R (9, PH) OBP: 0.500, SLG: 0.500			K		G6-3		BB		FC4 1-2 1B	2 0 0 0 1	0 0 0 0 0	0 0 0 0 1	0 0 0 0 0	0 1 0 0 0	1 0 0 0 0	0 0 0 0 0
Inning Stats	R: 0 E: 0 K: 0 S: 7 H: 0 LOB: 0 BB: 0 P: 7	R: 0 E: 0 K: 2 S: 9 H: 1 LOB: 2 BB: 1 P: 17	R: 0 E: 0 K: 1 S: 6 H: 0 LOB: 0 BB: 0 P: 9	R: 3 E: 0 K: 1 S: 14 H: 2 LOB: 0 BB: 1 P: 21	R: 0 E: 0 K: 0 S: 10 H: 1 LOB: 2 BB: 1 P: 19	R: 0 E: 0 K: 2 S: 8 H: 0 LOB: 0 BB: 0 P: 12	R: 0 E: 0 K: 1 S: 9 H: 0 LOB: 1 BB: 1 P: 17	R: 0 E: 0 K: 0 S: 7 H: 0 LOB: 0 BB: 0 P: 9	R: 1 E: 0 K: 2 S: 13 H: 3 LOB: 2 BB: 0 P: 18	1B: 4 2B: 0 3B: 1 HR: 2 SF: 0 SAC: 0 DP: 0 HBP: 0						

PITCHER	IP	WLS	BF	H	R	ER	SO	BB	IBB	HBP	BLK	WP	HR	S	P	ERA	WHIP
Kevin Millwood, R (1, 1) ERA: 3.48	7.0	W	29	4	3	3	7	4	0	0	0	0	2	63	102	3.86	1.143
Alan Embree, L (8, 1) ERA: 3.52	1.0		3	0	0	0	0	0	0	0	0	0	0	7	9	0.00	0.000
Kerry Ligtenberg, R (9, 1) ERA: 3.78	1.0	S	6	3	1	1	2	0	0	0	0	0	0	13	18	9.00	3.000

PITCHER	IP	WLS	BF	H	R	ER	SO	BB	IBB	HBP	BLK	WP	HR	S	P	ERA	WHIP

TOP	
AB	34
R	4
H	7
RBI	4
BB	4
SO	9
LOB	13

WP: 0 PB: 1 SB: 0 CS: 0 PA: 38

Batter	1	2	3	4	5	6	7	8	9	AB	R	H	RBI	BB	SO	LOB
Walt Weiss, S (1, 6) OBP: 0.449, SLG: 0.465	C F X 0-2 G6-3 ①		B C X 1-1 L5 ③		B X 1-0 FC5-4 ③ 1-2f		B B C B B 4-1 10 HR 1-2 2-3 BB			3	1	0	0	1	0	3
Tony Graffanino, R (1, 4) OBP: 0.313, SLG: 0.339 Ryan Klesko, L (7, PH) OBP: 0.275, SLG: 0.388 Alan Embree, L (8, 1) Kerry Ligtenberg, R (9, 1)	F B B C B X 3-2 10 G5-4-3 1B			B F B F B B 4-2 FC6-4 BB		B B C C X 2-2 P7 ① X	0-0 L4 ②			2 1 0 0	0 0 0 0	1 0 0 0	0 0 0 0	1 0 0 0	0 0 0 0	0 3 0 0
10 Chipper Jones, S (1, 5) OBP: 0.444, SLG: 0.708	S B C F 1 SAFE X 1-2 G5-4-3 ② ③ 1-2f			X 0-0 P4 ①		C B X 1-1 1B	B X 1-0 HR 1-H 2-H 3-H			4	1	2	4	0	0	2
Andres Galarraga, R (1, 3) OBP: 0.431, SLG: 0.649		C B B B X 3-1 F8 ①		B X 1-0 P7 ②		C B F X 1-2 P4 ②	B S C F S 1-3 K ③			4	0	0	0	0	1	2
Javy Lopez, R (1, 2) OBP: 0.353, SLG: 0.615		B B C C B S 3-3 K ②		1 SAFE 1 SAFE S F F B B F X 2-2 FC6-4 ③ 1-2f		F C B B S 2-3 K ③		S F X 0-2 G3-1 ①		4	0	0	0	0	2	2
Andruw Jones, R (1, 8) OBP: 0.271, SLG: 0.387		B X 1-0 G6-3 ③			C B B F B X 3-2 L7 ①		B B C B C F S 3-3 K ①	X 0-0 2B 2B		4	1	1	0	0	1	0
Gerald Williams, R (1, 9) OBP: 0.327, SLG: 0.400 (8, 7)			B C X 1-1 SH2-4 1B		C L B X 1-2 G5-3 ②		F B F B B X 3-2 1B 2B	F B B S X 2-2 P3 ②		4	1	2	0	0	0	1
Danny Bautista, R (1, 7) OBP: 0.353, SLG: 0.333 Michael Tucker, L (7, PH) OBP: 0.384, SLG: 0.663 (8, 9)			F 1 SAFE X 0-1 F9 ①		F F B B B F B B 4-2 1B BB		B F X 1-1 BB 10 HR 1B 2-H 1B	B S F F B X 2-2 2-H 2B		1 2	0 1	0 2	0 2	1 0	0 0	1 0
Kevin Millwood, R (1, 1) OBP: 0.250, SLG: 0.100 Keith Lockhart, L (7, PH) OBP: 0.368, SLG: 0.520 (8, 4)			X 0-0 SH2-4 ② 1-2		1 SAFE B C X 1-1 FC5-4 1-3 1B		C X 0-1 BB 10 HR 1-2 1B	C B S B B X 3-2 G4-3 ③		1 2	0 1	1 1	0 0	0 0	0 0	0 1
Inning Stats	R: 0 E: 0 K: 0 S: 10 H: 1 LOB: 0 BB: 0 P: 14	R: 0 E: 0 K: 1 S: 6 H: 0 LOB: 0 BB: 0 P: 13	R: 0 E: 0 K: 0 S: 7 H: 1 LOB: 1 BB: 0 P: 9	R: 0 E: 0 K: 0 S: 9 H: 0 LOB: 1 BB: 1 P: 16	R: 0 E: 0 K: 0 S: 12 H: 1 LOB: 2 BB: 1 P: 22	R: 0 E: 0 K: 1 S: 11 H: 1 LOB: 1 BB: 0 P: 17	R: 5 E: 0 K: 2 S: 18 H: 4 LOB: 0 BB: 1 P: 31	R: 1 E: 0 K: 0 S: 14 H: 2 LOB: 1 BB: 0 P: 21		1B: 6 2B: 3 3B: 0 HR: 1	SF: 0 SAC: 1 DP: 1 HBP: 0					

PITCHER		IP	WLS	BF	H	R	ER	SO	BB	IBB	HBP	BLK	WP	HR	S	P	ERA	WHIP
Sterling Hitchcock, L ERA: 4.63	(1, 1)	5.1		21	4	0	0	1	2	0	0	0	0	0	49	82	0.00	1.125
Brian Boehringer, R ERA: 6.05	(6, 1)	1.0		5	2	2	2	2	0	0	0	0	0	0	15	25	18.00	2.000
Ben Van Ryn, L ERA: 6.0	(7, 1)	0.0	L	2	1	0	0	0	1	0	0	0	0	0	3	7	∞	∞
Dan Miceli, R ERA: 3.43	(7, 1)	1.2		8	3	4	4	1	0	0	0	0	0	1	20	29	21.60	1.800

PITCHER	IP	WLS	BF	H	R	ER	SO	BB	IBB	HBP	BLK	WP	HR	S	P	ERA	WHIP

BOTTOM

San Diego Padres @ Atlanta Braves

Turner Field, Atlanta, GA

Sat May 09 1998, 7:05 PM EDT

Att. 46,160 - Overcast - 75 F

livebaseballscorecards.com

AB	32
R	6
H	10
RBI	6
BB	3
SO	4
LOB	15

Batter	1	2	3	4	5	6	7	8	9	AB	R	H	RBI	BB	SO	LOB
Steve Finley, L (1, 8) OBP: 0.263, SLG: 0.368	B B C X 2-2 SH2-3 G4-3 2B		C B S F B B X 3-2 ③ G1-3		C B B X 2-1 1B 1B 1B	S S X 0-2 ① FC3-6 1-2f			B C B X 2-1 ② P6	5	2	2	0	0	0	2
Chris Gomez, R (1, 6) OBP: 0.310, SLG: 0.342 Wally Joyner, L (9, PH) OBP: 0.416, SLG: 0.556	X 0-0 ① SH2-3 2-3			F F B X 1-2 1B 1B 1B	B B F C B X 3-2 1B 1-3 1B	B C 1 SAFE S S 1-3 ②③ K 3-H			F B B C X 2-2 FC6-4 1B	3	1	2	0	0	1	2
										1	0	1	0	0	0	0
Tony Gwynn, L (1, 9) OBP: 0.420, SLG: 0.531	B X 1-0 ② G4-3 3-H			B 1 SAFE B B B C X 3-1 1B 1B 1-3 1B	B X 1-0 1-2 3-H 1B		B B C F F F X 2-2 ① F7		C B X 1-1 ③ FC6-4 1-2f	5	1	2	2	0	0	1
Greg Vaughn, R (1, 7) OBP: 0.345, SLG: 0.528	B X 1-0 ③ F8			F B B F B X 3-2 ① P4	X 0-0 ① F8		B B C B B 4-1 L3 BB			3	0	0	0	1	0	4
Eddie Williams, R (1, 3) OBP: 0.250, SLG: 0.250		B B C C B S 3-3 ① K		F S F X 0-2 ② L3	C B B F X 2-2 ② F8		F B C X 1-2 ②③ L3 1-2			4	0	0	0	0	1	5
Carlos Hernandez, R (1, 2) OBP: 0.340, SLG: 0.409		B F B X 2-1 ② G3		F X 0-1 1B 1B 1-2 3-H 1B	B B F S B X 3-2 ③ F9			B B C F S 2-3 ① K		4	0	1	1	0	1	2
Andy Sheets, R (1, 4) OBP: 0.316, SLG: 0.509 (6, 5)		C X 0-1 ③ G6-3		X 0-0 1B 1-2 2-H 1B		B C X 1-1 3B 1B		B C X 1-1 ② F7		4	1	2	1	0	0	0
Archi Cianfrocco, R (1, 5) OBP: 0.184, SLG: 0.255 Ed Giovanola, L (6, PH) OBP: 0.366, SLG: 0.459 (6, 4)			F B S B B F C 2-3 ① K	B X 1-0 1-2 2-3 1B		C F B X 1-2 1-H CS 3B		C B S C 1-3 ③ K		2	0	1	0	0	1	0
										2	0	1	1	0	1	0
Pete Smith, R (1, 1) OBP: 0.167, SLG: 0.091 Carlos Reyes, S (5, 1) Mark Sweeney, L (6, PH) OBP: 0.289, SLG: 0.275 Donne Wall, R (6, 1) Brian Boehringer, S (8, 1) Quilvio Veras, S (9, PH) OBP: 0.425, SLG: 0.360			B F S B T 2-2 ② K	B X 1-0 ③ P6		B B B C B 4-1 FC3-6 BB			C F B X 1-2 ① G4-3	2	0	0	0	0	1	3
										0	0	0	0	0	0	0
										0	0	0	0	1	0	0
										0	0	0	0	0	0	0
										0	0	0	0	0	0	0
										1	0	0	0	0	0	0
Inning Stats	R: 1 E: 0 K: 0 S: 6 H: 1 LOB: 0 BB: 0 P: 10	R: 0 E: 0 K: 1 S: 7 H: 0 LOB: 0 BB: 0 P: 12	R: 0 E: 0 K: 2 S: 11 H: 0 LOB: 0 BB: 0 P: 18	R: 2 E: 0 K: 0 S: 17 H: 5 LOB: 3 BB: 0 P: 26	R: 1 E: 0 K: 0 S: 14 H: 3 LOB: 2 BB: 0 P: 25	R: 1 E: 0 K: 1 S: 12 H: 2 LOB: 1 BB: 1 P: 19	R: 0 E: 0 K: 0 S: 9 H: 0 LOB: 0 BB: 1 P: 16	R: 0 E: 0 K: 2 S: 8 H: 0 LOB: 0 BB: 0 P: 12	R: 0 E: 0 K: 0 S: 10 H: 1 LOB: 1 BB: 0 P: 16	1B: 10 2B: 2 3B: 1 HR: 0	SF: 0 SAC: 1 DP: 1 HBP: 0					

PITCHER		IP	WLS	BF	H	R	ER	SO	BB	IBB	HBP	BLK	WP	HR	S	P	ERA	WHIP
Denny Neagle, L ERA: 3.6	(1, 1)	5.0		24	9	4	4	3	0	0	0	0	0	0	55	91	7.20	1.800
Mike Cather, R ERA: 4.0	(6, 1)	1.0	W	5	2	1	1	1	1	0	0	0	0	0	12	19	9.00	3.000
John Rocker, L ERA:	(7, 1)	2.0		6	0	0	0	2	1	0	0	0	0	0	17	28	0.00	0.500
Kerry Ligtenberg, R ERA: 3.57	(9, 1)	1.0	S	4	1	0	0	0	0	0	0	0	0	0	10	16	0.00	1.000

PITCHER	IP	WLS	BF	H	R	ER	SO	BB	IBB	HBP	BLK	WP	HR	S	P	ERA	WHIP

TOP

San Diego Padres @ Atlanta Braves

Turner Field, Atlanta, GA

Sun May 10 1998, 3:33 AM EDT

Att. 33,376 - Overcast - 72 F

livebaseballscorecards.com

AB	36
R	5
H	12
RBI	5
BB	2
SO	6
LOB	19

Batter	1	2	3	4	5	6	7	8	9	AB	R	H	RBI	BB	SO	LOB
Ozzie Guillen, L (1, 6) OBP: 0.130, SLG: 0.091	C B S B X 2-2 P9 ①		B X 1-0 G6-3 ③	C S X 0-2 F9 ③		B F B X 2-1 P6 ③		F X 0-1 P4 ③		5	0	0	0	0	0	3
Keith Lockhart, L (1, 4) OBP: 0.355, SLG: 0.500	B S X 1-1 G3 ②			C B F X 1-2 L7 ①	B X 1-0 L3 ①		C F B X 1-2 G4-3 ①			4	0	0	0	0	0	0
10 Chipper Jones, S (1, 5) OBP: 0.445, SLG: 0.698	F B B B F S 3-3 K ③			B B B B 4-0 HR BB	B B B C B 4-1 BLK BB		C C X 0-2 G4-1 ②			2	1	0	0	2	1	0
Andres Galarraga, R (1, 3) OBP: 0.433, SLG: 0.664		B S B F X 2-2 G5-3 ①		B 1 SAFE C B 1 S X 2-2 1-H HR	C S S 0-3 1-2 K ②		B B F B B 4-1 HR BB			3	2	1	2	1	1	1
Ryan Klesko, L (1, 7) OBP: 0.289, SLG: 0.424 Gerald Williams, R (8, 7) OBP: 0.327, SLG: 0.400		X 0-0 S 1B		S B B B X 3-1 F9 1B	B S F B X 2-2 F9 ③		1 SAFE B X 1-0 1-H HR			4 0	2 0	3 0	2 0	0 0	0 0	1 0
Javy Lopez, R (1, 2) OBP: 0.350, SLG: 0.630		C B C 1 SAFE F F 1 S 1-3 K ②		B 1 SAFE B C 1 SAFE F F X 2-2 F9 ② 1-2		F F B F X 1-2 HR	X 0-0 F8 ③			4	1	1	1	0	1	2
Michael Tucker, L (1, 9) OBP: 0.388, SLG: 0.667		S F B B F B X 3-2 G6-3 ③ 1-2		F B X 1-1 HR 2-H 1B		B C X 1-1 F8 2B		B C F X 1-2 F8 ①		4	1	2	1	0	0	1
Andruw Jones, R (1, 8) OBP: 0.270, SLG: 0.406			F F X 0-2 G5-3 ①	1 SAFE X 0-0 1-H HR		X 0-0 F8 ① 2-3		C B S F X 1-2 F8 ②		4	1	1	2	0	0	1
Denny Neagle, L (1, 1) OBP: 0.138, SLG: 0.136 Mike Cather, R (6, 1) Curtis Pride, L (6, PH) OBP: 0.262, SLG: 0.282 John Rocker, R (7, 1) Tony Graffanino, R (8, PH) OBP: 0.309, SLG: 0.333 Kerry Ligtenberg, R (9, 1)			F B X 1-1 G4-3 ②	X 0-0 1B		C B C B F B S 3-3 K ②		B F C B B F X 2-2 E5		2 0 1 0 1 0	0 0 0 0 0 0	1 0 0 0 0 0	0 0 0 0 0 0	0 0 1 0 0 0	0 0 1 0 0 0	0 0 1 0 0 0
Inning Stats	R: 0 E: 0 K: 1 S: 8 H: 0 LOB: 0 BB: 0 P: 14	R: 0 E: 0 K: 1 S: 13 H: 1 LOB: 1 BB: 0 P: 19	R: 0 E: 0 K: 0 S: 6 H: 0 LOB: 0 BB: 0 P: 8	R: 5 E: 0 K: 0 S: 19 H: 5 LOB: 1 BB: 1 P: 32	R: 0 E: 0 K: 1 S: 8 H: 0 LOB: 1 BB: 1 P: 15	R: 1 E: 0 K: 1 S: 13 H: 2 LOB: 1 BB: 0 P: 20	R: 2 E: 0 K: 0 S: 9 H: 1 LOB: 0 BB: 1 P: 15	R: 0 E: 1 K: 0 S: 13 H: 0 LOB: 1 BB: 0 P: 17		1B: 4 2B: 1 3B: 0 HR: 4	SF: 0 SAC: 0 DP: 0 HBP: 0					

PITCHER		IP	WLS	BF	H	R	ER	SO	BB	IBB	HBP	BLK	WP	HR	S	P	ERA	WHIP
Pete Smith, R ERA: 4.11	(1, 1)	4.1		21	6	5	5	2	2	0	0	0	0	2	48	80	10.38	1.846
Carlos Reyes, R ERA: 1.88	(5, 1)	0.2		2	0	0	0	1	0	0	0	1	0	0	6	8	0.00	0.000
Donne Wall, R ERA: 2.19	(6, 1)	2.0	L	10	3	3	3	1	1	0	0	0	0	2	22	35	13.50	2.000
Brian Boehringer, R ERA: 5.75	(8, 1)	1.0		4	0	0	0	0	0	0	0	0	0	0	13	17	0.00	0.000

PITCHER	IP	WLS	BF	H	R	ER	SO	BB	IBB	HBP	BLK	WP	HR	S	P	ERA	WHIP

BOTTOM

San Diego Padres @ Atlanta Braves

Turner Field, Atlanta, GA

Sun May 10 1998, 3:33 AM EDT
Att. 33,376 - Overcast - 72 F

livebaseballscorecards.com

AB	34
R	8
H	9
RBI	8
BB	3
SO	4
LOB	10

WP: 0 PA: 37
PB: 0
SB: 1
CS: 0

Batter	1	2	3	4	5	6	7	8	9	AB	R	H	RBI	BB	SO	LOB
Brian McRae, S (1, 8) OBP: 0.352, SLG: 0.337	F9		K			G3			F8	4	0	0	0	0	1	0
Preston Wilson, R (1, 7) OBP: 0.583, SLG: 0.727	G4-3		K			K			F7	3	0	0	0	0	2	0
Rich Becker, L (9, PH) OBP: 0.310, SLG: 0.380										1	0	0	0	0	0	0
Matt Franco, L (1, 5) OBP: 0.429, SLG: 0.412	P5			G4-3			K			3	0	0	0	0	1	0
John Olerud, L (1, 3) OBP: 0.470, SLG: 0.457		G5-3 1B SH1-3 1B		G4-3			L3 1B			3	1	2	0	0	0	0
Carlos Baerga, S (1, 4) OBP: 0.268, SLG: 0.320		SH1-3 G5-3 1-2 1B		G4-3			L3 1-2			3	0	1	0	0	0	1
Butch Huskey, R (1, 9) OBP: 0.301, SLG: 0.339		G5-3 1-2 2-3			G4-3			G6-3		3	0	0	0	0	0	2
Alberto Castillo, R (1, 2) OBP: 0.319, SLG: 0.326		SH1-3 2-3 3-H			G4-3			2B		2	0	1	1	0	0	0
Rey Ordonez, R (1, 6) OBP: 0.248, SLG: 0.252		K			K			G5-3		3	0	0	0	0	2	1
Al Leiter, L (1, 1) OBP: 0.133, SLG: 0.200			G6-3			F7			F7	2	0	0	0	0	0	0
Luis Lopez, S (9, PH) OBP: 0.353, SLG: 0.377										1	0	0	0	0	0	0
Inning Stats	R: 0 E: 0 K: 0 S: 5 H: 0 LOB: 0 BB: 0 P: 6	R: 1 E: 0 K: 1 S: 14 H: 2 LOB: 1 BB: 0 P: 19	R: 0 E: 0 K: 2 S: 8 H: 0 LOB: 0 BB: 0 P: 9	R: 0 E: 0 K: 0 S: 6 H: 0 LOB: 0 BB: 0 P: 8	R: 0 E: 0 K: 1 S: 9 H: 0 LOB: 0 BB: 0 P: 16	R: 0 E: 0 K: 1 S: 12 H: 0 LOB: 0 BB: 0 P: 17	R: 0 E: 0 K: 1 S: 8 H: 1 LOB: 0 BB: 0 P: 13	R: 0 E: 0 K: 0 S: 7 H: 1 LOB: 0 BB: 0 P: 10	R: 0 E: 0 K: 0 S: 6 H: 0 LOB: 0 BB: 0 P: 10	1B: 3 2B: 2 3B: 0 HR: 0	SF: 0 SAC: 1 DP: 1 HBP: 0					

TOP

New York Mets @ San Diego Padres

Qualcomm Stadium, San Diego, CA

Mon May 11 1998, 10:05 PM EDT

Att. 15,291 - Cloudy - 64 F

livebaseballscorecards.com

AB	28
R	1
H	4
RBI	1
BB	0
SO	6
LOB	4

PITCHER		IP	WLS	BF	H	R	ER	SO	BB	IBB	HBP	BLK	WP	HR	S	P	ERA	WHIP
Kevin Brown, R ERA: 2.36	(1, 1)	8.0	W	26	4	1	1	6	0	0	0	0	0	0	69	98	1.12	0.500
Trevor Hoffman, R ERA: 0.98	(9, 1)	1.0	S	3	0	0	0	0	0	0	0	0	0	0	6	10	0.00	0.000

PITCHER	IP	WLS	BF	H	R	ER	SO	BB	IBB	HBP	BLK	WP	HR	S	P	ERA	WHIP

BOTTOM

New York Mets @ San Diego Padres

Qualcomm Stadium, San Diego, CA

Mon May 11 1998, 10:05 PM EDT

Att. 15,291 - Cloudy - 64 F

livebaseballscorecards.com

Batter	1	2	3	4	5	6	7	8	9	AB	R	H	RBI	BB	SO	LOB
James Mouton, R (1, 8) OBP: 0.245, SLG: 0.227 Trevor Hoffman, R (9, 1)	B F B B C X 3-2 G5-3 ①		C S B B S 1-3 K ②		F C B B B X 3-2 G5-3 ③			S B X 1-1 G4-3 ①		4 0 0 0 0 1 1 0 0 0 0 0 0 0						
Andy Sheets, R (1, 4) OBP: 0.311, SLG: 0.491	B S X 1-1 P3 ②		B C B B S C 3-3 K ③			B X 1-0 FC6-4 1B		B B X 2-0 F9 ②		4 0 1 0 0 1 0						
Tony Gwynn, L (1, 9) OBP: 0.415, SLG: 0.522	C F B B S 2-3 K ③			B X 2-0 G6-3 ①		C B X 1-1 F7 ①		X 0-0 BB 1B 1B		4 1 1 0 0 1 1						
Greg Vaughn, R (1, 7) OBP: 0.349, SLG: 0.531		S B B B X 2-1 F8 2B 2B		B X 1-0 G5-3 ②		F B B B 1 SAFE X 3-1 FC6-4 1-2f ②		B B B B 4-0 1B 1-2 BB		3 1 1 0 1 0 1						
Wally Joyner, L (1, 3) OBP: 0.419, SLG: 0.549		B B C F X 2-2 F8 2-3 ①		B B B B 4-1 BB		C B B F 1 SAFE 1 SAFE C 2-3 K ③		F B S F X 1-2 1-2 H 1B		3 0 1 1 1 1 2						
Carlos Hernandez, R (1, 2) OBP: 0.327, SLG: 0.391		S S S 0-3 K ②		X 0-0 G5-3 ③			C B B B X 3-1 G5-3 ①	F B C S 1-3 K ③		4 0 0 0 0 2 4						
Archi Cianfrocco, R (1, 5) OBP: 0.212, SLG: 0.286		F B X 1-1 3-H 2B			S H 1-1 SH3-4 HBP		F B C B S 2-3 K ②			2 0 1 1 0 1 0						
Chris Gomez, R (1, 6) OBP: 0.310, SLG: 0.336		B F B C F C 2-3 K ③			1 SAFE B B F X 2-1 P3 ①		B C B S B F B 4-2 BB			2 0 0 0 1 1 2						
Kevin Brown, R (1, 1) OBP: 0.238, SLG: 0.286 Steve Finley, L (9, 8) OBP: 0.263, SLG: 0.368			F F X 0-2 G6-3 ①		S 1 SAFE X 0-1 SH3-4 1-2 ②		M F X 0-2 G4-3 ③			2 0 0 0 0 0 1 0 0 0 0 0 0 0						
Inning Stats	R: 0 H: 0 E: 0 LOB: 0 K: 1 BB: 0 S: 8 P: 14	R: 1 H: 2 E: 0 LOB: 1 K: 2 BB: 0 S: 14 P: 21	R: 0 H: 0 E: 0 LOB: 0 K: 2 BB: 0 S: 9 P: 13	R: 0 H: 0 E: 0 LOB: 1 K: 0 BB: 1 S: 4 P: 11	R: 0 H: 0 E: 0 LOB: 1 K: 0 BB: 0 S: 8 P: 14	R: 0 H: 1 E: 0 LOB: 1 K: 1 BB: 0 S: 8 P: 15	R: 0 H: 0 E: 0 LOB: 1 K: 1 BB: 1 S: 11 P: 20	R: 1 H: 2 E: 0 LOB: 2 K: 1 BB: 1 S: 11 P: 20		1B: 3 SF: 0 2B: 2 SAC: 1 3B: 0 DP: 0 HR: 0 HBP: 1						

PITCHER	IP	WLS	BF	H	R	ER	SO	BB	IBB	HBP	BLK	WP	HR	S	P	ERA	WHIP
Al Leiter, L (1, 1) ERA: 1.39	8.0	L	33	5	2	2	8	3	0	1	0	0	0	73	128	2.25	1.000

PITCHER	IP	WLS	BF	H	R	ER	SO	BB	IBB	HBP	BLK	WP	HR	S	P	ERA	WHIP

AB	28
R	2
H	5
RBI	2
BB	3
SO	8
LOB	12

WP: 0 PA: 33
PB: 0
SB: 0
CS: 0

Batter	1	2	3	4	5	6	7	8	9	AB	R	H	RBI	BB	SO	LOB
Brian McRae, S (1, 8) OBP: 0.369, SLG: 0.356	B B C B X 3-1 ① F8	B S B C B B 4-2 E S BB			F B B X 2-1 2B 2B	B F B B B 4-1 1B BB			B C X 1-1 G4-1 1B	3	1	2	0	2	0	0
Matt Franco, L (1, 5) OBP: 0.447, SLG: 0.462 John Franco, L (9, 1)	B B C X 2-1 1B HR 1B	1 SAFE B B C F B S 3-3 ③ K 1-3			X 0-0 G4-3 2-H 2B	1 SAFE C C 1 B P X 2-2 1-2 1B			X 0-0 ① G4-1 1-2	5	1	3	1	0	1	2
										0	0	0	0	0	0	0
Bernard Gilkey, R (1, 7) OBP: 0.376, SLG: 0.360	F S B B B F X 3-2 ② F9		B B C F B C 3-3 ① K		C S C 0-3 ① K	C B F F S 1-3 ③ K			C S B F C 1-3 ② K	5	0	0	0	0	4	5
John Olerud, L (1, 3) OBP: 0.474, SLG: 0.459	C X 0-1 HR 1-2 1B		B X 1-0 FC6-4 1B		B I I 4-0 G4-3 IBB		B C B B X 3-1 ① G4-3		C F X 0-2 ③ G1-3	4	1	2	0	1	0	1
Carlos Baerga, S (1, 4) OBP: 0.267, SLG: 0.346	B X 1-0 HR 1-H 2-H		C X 0-1 ② FC6-4 1-2f		X 0-0 ② G4-3 1-2 2-3		B S S B F X 2-2 ② F7			4	1	1	3	0	0	3
Rich Becker, L (1, 9) OBP: 0.318, SLG: 0.378	X 0-0 FC6-4 1B		C B X 1-1 ③ F7		B B B I 4-0 IBB		C B B X 2-1 ③ F7			3	0	1	0	1	0	1
Alberto Castillo, R (1, 2) OBP: 0.314, SLG: 0.319	1 SAFE B 1 SAFE B X 2-0 ③ FC6-4 1-2f			B B C F X 2-2 ① G5-3	F F B B B F X 3-2 ③ G4-3			X 0-0 CS 1B		4	0	1	0	0	0	4
Rey Ordonez, R (1, 6) OBP: 0.240, SLG: 0.244		F F B X 1-2 ① G6-3		C B B X 2-1 ② G6-3		C B X 1-1 ① G6-3		1 SAFE C S S 1-2 ① ② K 1-2		4	0	0	0	0	1	1
Bobby Jones, R (1, 1) Luis Lopez, S (9, 5) OBP: 0.353, SLG: 0.377		X 0-0 ② G6-3		C B X 1-1 ③ F8		C B F S 1-3 ② K		S B F S 1-3 ③ K		4	0	0	0	0	2	0
										0	0	0	0	0	0	0
Inning Stats	R: 3 E: 0 K: 0 S: 13 H: 4 LOB: 1 BB: 0 P: 24	R: 0 E: 0 K: 1 S: 9 H: 0 LOB: 1 BB: 1 P: 17	R: 0 E: 0 K: 1 S: 8 H: 1 LOB: 1 BB: 0 P: 13	R: 0 E: 0 K: 0 S: 7 H: 0 LOB: 0 BB: 0 P: 12	R: 1 E: 0 K: 1 S: 11 H: 2 LOB: 3 BB: 2 P: 24	R: 0 E: 0 K: 2 S: 14 H: 1 LOB: 2 BB: 1 P: 22	R: 0 E: 0 K: 0 S: 8 H: 0 LOB: 0 BB: 0 P: 15	R: 0 E: 0 K: 2 S: 7 H: 1 LOB: 0 BB: 0 P: 8	R: 0 E: 0 K: 1 S: 10 H: 1 LOB: 1 BB: 0 P: 12	1B: 7 2B: 2 3B: 0 HR: 1 SF: 0 SAC: 0 DP: 0 HBP: 0						

PITCHER		IP	WLS	BF	H	R	ER	SO	BB	IBB	HBP	BLK	WP	HR	S	P	ERA	WHIP
Joey Hamilton, R ERA: 5.73	(1, 1)	6.0	L	30	8	4	4	5	2	2	0	0	0	1	62	112	6.00	1.667
Ben Van Ryn, L ERA: 5.4	(7, 1)	1.0		3	0	0	0	0	0	0	0	0	0	0	8	15	0.00	0.000
Carlos Reyes, R ERA: 1.65	(8, 1)	2.0		7	2	0	0	3	0	0	0	0	0	0	17	20	0.00	1.000

PITCHER	IP	WLS	BF	H	R	ER	SO	BB	IBB	HBP	BLK	WP	HR	S	P	ERA	WHIP

TOP

New York Mets @ San Diego Padres

Qualcomm Stadium, San Diego, CA

Wed May 13 1998, 10:05 PM EDT

Att. 14,929 - Cloudy - 64 F

livebaseballscorecards.com

AB	36
R	4
H	10
RBI	4
BB	4
SO	8
LOB	17

WP: 0	PA: 40		
PB: 0			
SB: 1			
CS: 1			

Batter	1	2	3	4	5	6	7	8	9	AB	R	H	RBI	BB	SO	LOB
Steve Finley, L (1, 8) OBP: 0.257, SLG: 0.358	F7		F9			K		E3 G4-3		4	0	0	0	0	1	0
Ed Giovanola, L (1, 4) (8, 5) OBP: 0.333, SLG: 0.415	K		K			F7		G4-3 1-2f		4	0	0	0	0	2	1
Tony Gwynn, L (1, 9) OBP: 0.417, SLG: 0.522	1B			F8		K			G3-1 HR 1B	4	1	2	0	0	1	0
Wally Joyner, L (1, 3) OBP: 0.413, SLG: 0.538	G4-3			F7			BB 1B		G3-1 1-2	4	0	1	0	0	0	2
Greg Vaughn, R (1, 7) OBP: 0.359, SLG: 0.590		2B		HR			P3		HR 2-H	4	2	3	3	0	0	1
Greg Myers, L (1, 2) OBP: 0.286, SLG: 0.359		G1-3		K			K		F9	3	0	0	0	0	2	2
Eddie Williams, R (9, PH) OBP: 0.222, SLG: 0.222										1	0	0	0	0	0	0
Andy Sheets, R (1, 5) (8, 6) OBP: 0.308, SLG: 0.467		L4			F8		1-2 BB		K	3	0	0	0	1	1	1
Chris Gomez, R (1, 6) OBP: 0.305, SLG: 0.330		L6			F9		L1			2	0	0	0	0	0	1
Mark Sweeney, L (7, PH) OBP: 0.283, SLG: 0.268										1	0	0	0	0	0	2
Carlos Reyes, S (8, 1)										0	0	0	0	0	0	0
Joey Hamilton, R (1, 1) OBP: 0.095, SLG: 0.095			K		G6-3			G1-3		2	0	0	0	0	1	0
Ben Van Ryn, L (7, 1)										0	0	0	0	0	0	0
Quilvio Veras, S (8, 4) OBP: 0.422, SLG: 0.357										1	0	0	0	0	0	0
Inning Stats	R: 0 H: 1 E: 0 LOB: 1 K: 1 BB: 0 S: 9 P: 15	R: 0 H: 1 E: 0 LOB: 1 K: 0 BB: 0 S: 9 P: 13	R: 0 H: 0 E: 0 LOB: 0 K: 2 BB: 0 S: 8 P: 12	R: 1 H: 1 E: 0 LOB: 0 K: 1 BB: 0 S: 10 P: 19	R: 0 H: 0 E: 0 LOB: 0 K: 0 BB: 0 S: 6 P: 10	R: 0 H: 0 E: 0 LOB: 0 K: 2 BB: 0 S: 7 P: 11	R: 0 H: 1 E: 0 LOB: 2 K: 1 BB: 1 S: 10 P: 19	R: 0 H: 0 E: 1 LOB: 0 K: 0 BB: 0 S: 6 P: 6	R: 2 H: 2 E: 0 LOB: 0 K: 1 BB: 0 S: 11 P: 19	1B: 3 SF: 0 2B: 1 SAC: 0 3B: 0 DP: 1 HR: 2 HBP: 0						

PITCHER	IP	WLS	BF	H	R	ER	SO	BB	IBB	HBP	BLK	WP	HR	S	P	ERA	WHIP
Bobby Jones, R (1, 1) ERA: 3.32	8.0	W	29	4	1	1	7	1	0	0	0	0	1	65	105	1.12	0.625
John Franco, L (9, 1) ERA: 5.14	1.0	S	5	2	2	2	1	0	0	0	0	0	1	11	19	18.00	2.000

PITCHER	IP	WLS	BF	H	R	ER	SO	BB	IBB	HBP	BLK	WP	HR	S	P	ERA	WHIP

BOTTOM

New York Mets @ San Diego Padres

Qualcomm Stadium, San Diego, CA

Wed May 13 1998, 10:05 PM EDT

Att. 14,929 - Cloudy - 64 F

livebaseballscorecards.com

AB	33
R	3
H	6
RBI	3
BB	1
SO	8
LOB	10

Batter	1	2	3	4	5	6	7	8	9	AB	R	H	RBI	BB	SO	LOB
Brian McRae, S (1, 8) OBP: 0.366, SLG: 0.361	F B F X 1-2 F7 ①		1 SAFE B X 1-0 G4-6-3 ②③ 1-2f		C B F B X 2-2 G1-3 ③			C B B B X 3-1 2B		4	0	1	0	0	0	1
Luis Lopez, S (1, 6) OBP: 0.347, SLG: 0.369	C X 0-1 G6-4-3 1B			B F B B S F S 3-3 K ①		F C B F B C 2-3 K ①		B C B C S 2-3 K ③		4	0	1	0	0	3	1
Matt Franco, L (1, 5) OBP: 0.412, SLG: 0.419	X 0-0 G6-4-3 ②③ 1-2f			B B X 2-0 G3 ②		B X 1-0 G3 ②			C F B S 1-3 K ①	4	0	0	0	0	1	1
John Olerud, L (1, 3) OBP: 0.468, SLG: 0.460		S B B B X 3-1 F8 ①		C B F X 1-2 1B 2B		X 0-0 F7 ③			X 0-0 F9 ②	4	1	1	0	0	0	0
Carlos Baerga, S (1, 4) OBP: 0.275, SLG: 0.351		F X 0-1 G4-1 ②		F F F X 0-2 1B 2-H 1B			F F X 0-2 P2 ①		B F S B F X 2-2 1B 1B	4	0	2	1	0	0	0
Butch Huskey, R (1, 9) OBP: 0.302, SLG: 0.339		B B X 2-0 E5		X 0-0 1-2 1B			C B S S 1-3 K ②		B C B X 2-1 1-3 1B	3	0	1	0	0	1	0
Dennis Cook, L (7, 1)										0	0	0	0	0	0	0
Mel Rojas, R (8, 1)										0	0	0	0	0	0	0
Jim Tatum, R (9, PH) OBP: 0.273, SLG: 0.567										1	0	1	0	0	0	0
Preston Wilson, R (9, PR) OBP: 0.583, SLG: 0.727										0	0	0	0	0	0	0
Rick Wilkins, L (1, 2) OBP: 0.240, SLG: 0.311		B X 1-0 G3 ③		F B F F X 1-2 F9 ③			F B B F X 2-2 F8 ③		B F B C S 2-3 K ③	4	0	0	0	0	1	5
Rich Becker, L (1, 7) OBP: 0.319, SLG: 0.377 (7, 9)			F F B B B X 2-2 G4-6-3 1B		X 0-0 G6-3 ①			B F C B S 2-3 K ①		3	0	1	0	0	1	0
Dave Mlicki, R (1, 1) OBP: 0.286, SLG: 0.231			L 1 SAFE L S 0-3 K ①		C S X 0-2 G4-3 ②			B C C S 1-3 K ②		2	0	0	0	0	1	1
Bernard Gilkey, R (7, 7) OBP: 0.372, SLG: 0.355										1	0	0	0	0	1	0
Inning Stats	R: 0 E: 0 K: 0 S: 6 H: 1 LOB: 0 BB: 0 P: 7	R: 0 E: 1 K: 0 S: 6 H: 0 LOB: 1 BB: 0 P: 12	R: 0 E: 0 K: 1 S: 7 H: 1 LOB: 0 BB: 0 P: 10	R: 1 E: 0 K: 1 S: 18 H: 3 LOB: 2 BB: 0 P: 25	R: 0 E: 0 K: 0 S: 7 H: 0 LOB: 0 BB: 0 P: 9	R: 0 E: 0 K: 1 S: 6 H: 0 LOB: 0 BB: 0 P: 9	R: 0 E: 0 K: 1 S: 9 H: 0 LOB: 0 BB: 0 P: 12	R: 0 E: 0 K: 3 S: 11 H: 1 LOB: 1 BB: 0 P: 19	R: 0 E: 0 K: 2 S: 13 H: 2 LOB: 2 BB: 0 P: 20	1B: 6 2B: 2 3B: 0 HR: 0 SF: 0 SAC: 0 DP: 2 HBP: 0							

TOP

New York Mets @ San Diego Padres

Qualcomm Stadium, San Diego, CA

Thu May 14 1998, 6:33 AM EDT

Cloudy - 70 F

livebaseballscorecards.com

AB	34
R	1
H	8
RBI	1
BB	0
SO	9
LOB	9

WP: 0 PB: 0 SB: 0 CS: 0 PA: 34

PITCHER		IP	WLS	BF	H	R	ER	SO	BB	IBB	HBP	BLK	WP	HR	S	P	ERA	WHIP
Andy Ashby, R ERA: 2.23	(1, 1)	7.0		25	5	1	1	4	0	0	0	0	0	0	59	84	1.29	0.714
Brian Boehringer, R ERA: 5.48	(8, 1)	1.0	W	4	1	0	0	3	0	0	0	0	0	0	11	19	0.00	1.000
Trevor Hoffman, R ERA: 0.93	(9, 1)	1.0	S	5	2	0	0	2	0	0	0	0	0	0	13	20	0.00	2.000

PITCHER	IP	WLS	BF	H	R	ER	SO	BB	IBB	HBP	BLK	WP	HR	S	P	ERA	WHIP

New York Mets @ San Diego Padres

Qualcomm Stadium, San Diego, CA

Thu May 14 1998, 6:33 AM EDT

Cloudy - 70 F

livebaseballscorecards.com

BOTTOM

Batter	1	2	3	4	5	6	7	8	9	AB	R	H	RBI	BB	SO	LOB
Quilvio Veras, S (1, 4) OBP: 0.421, SLG: 0.368	B B C B C C 3-3 K ①		X 0-0 FC6-4 1B 1-2 2-3		B F X 1-1 G3-1 2B		C X 0-1 FC3-6 1B ② 1-2f	1 SAFE 1 SAFE B 1 B B C X SAFE 3-1 F7 ③ 1-3		5	1	2	0	0	1	2
Steve Finley, L (1, 8) OBP: 0.257, SLG: 0.356	B X 1-0 G4-3 ②		B B B C F C 3-3 K ②		B F X 1-1 G3-1 ② 2-3		1 SAFE 1 SAFE C X 0-1 1B ② 1-2 1B			4	0	1	0	0	1	4
Tony Gwynn, L (1, 9) OBP: 0.413, SLG: 0.514	B B X 2-0 G4-3 ③		X 0-0 FC6-4 ③ 1-2f		B C X 1-1 G3 ③		C X 0-1 ① 1-2 2-H 1B			4	0	1	1	0	0	4
Wally Joyner, L (1, 3) OBP: 0.400, SLG: 0.518		X 0-0 F9 ① B B C B X 3-1 G3-1 ①			B B C S T X 2-2 P6 ①		B B X 2-0 F8 ③			4	0	0	0	0	0	2
Greg Vaughn, R (1, 7) OBP: 0.363, SLG: 0.584		B B X 2-0 G4-6-3 1B B F X 1-1 F7 ②			X 0-0 F9 ②			B S B B F B 4-2 E 1B BB		3	1	1	0	1	0	0
Greg Myers, L (1, 2) OBP: 0.297, SLG: 0.373		C B C X 1-2 G4-6-3 ② ③ 1-2f T B S X 1-2 2B			B B B B 4-0 BB			B X 1-0 E1 1B 1-3 SF7		3	1	1	0	1	0	2
Ed Giovanola, L (1, 5) OBP: 0.354, SLG: 0.419 Eddie Williams, R (8, PH) OBP: 0.300, SLG: 0.300 Andy Sheets, R (8, PR) OBP: 0.308, SLG: 0.467 (9, 5)			X 0-0 FC1-5 1B 1B B B S B B B 4-1 BB			X 0-0 G4-3 ③		B F X 1-1 E S 1B 2-3 3-H		2 1 0	0 0 0	1 1 0	0 1 0	1 0 0	0 0 0	1 0 0
Chris Gomez, R (1, 6) OBP: 0.304, SLG: 0.331			B F X 1-1 1B FC1-5 1B 1-2 F B X 1-1 G5-3 ③				S C B S 1-3 K ①	B S 1 SAFE F X 1-2 SF7 ① 3-H		3	0	1	1	0	1	2
Andy Ashby, R (1, 1) OBP: 0.091, SLG: 0.091 Mark Sweeney, L (7, PH) OBP: 0.298, SLG: 0.268 Brian Boehringer, S (8, 1) James Mouton, R (8, PH) OBP: 0.240, SLG: 0.222 Trevor Hoffman, R (9, 1)			X 0-0 FC1-5 1B ① 1-2 2-3f		S C X 0-2 G6-3 ①		B B B B 4-0 FC3-6 BB	S B 1 SAFE C F S SAFE 1-3 K ②		2 0 0 1 0	0 0 0 0 0	0 0 0 1 0	0 1 0 0 0	0 0 0 1 0	0 0 0 0 0	2 0 0 1 0
Inning Stats	R: 0 E: 0 K: 1 S: 5 H: 0 LOB: 0 BB: 0 P: 11	R: 0 E: 0 K: 0 S: 5 H: 1 LOB: 0 BB: 0 P: 8	R: 0 E: 0 K: 1 S: 9 H: 3 LOB: 3 BB: 0 P: 13	R: 0 E: 0 K: 0 S: 10 H: 1 LOB: 2 BB: 1 P: 20	R: 0 E: 0 K: 0 S: 9 H: 1 LOB: 1 BB: 0 P: 12	R: 0 E: 0 K: 0 S: 6 H: 0 LOB: 1 BB: 1 P: 12	R: 1 E: 0 K: 1 S: 10 H: 2 LOB: 2 BB: 1 P: 17	R: 2 E: 1 K: 1 S: 14 H: 1 LOB: 2 BB: 1 P: 25		1B: 7 2B: 2 3B: 0 HR: 0		SF: 1 SAC: 0 DP: 1 HBP: 0		WP: 0 PB: 0 SB: 1 CS: 0		PA: 37

	AB	32
	R	3
	H	9
	RBI	3
	BB	4
	SO	4
	LOB	20

PITCHER		IP	WLS	BF	H	R	ER	SO	BB	IBB	HBP	BLK	WP	HR	S	P	ERA	WHIP
Dave Mlicki, R ERA: 4.97	(1, 1)	6.2		29	7	1	1	3	3	0	0	0	0	0	51	88	1.35	1.500
Dennis Cook, L ERA: 3.09	(7, 1)	0.1	L	4	1	2	0	0	1	0	0	0	0	0	6	13	0.00	6.000
Mel Rojas, R ERA: 1.13	(8, 1)	1.0		4	1	0	0	1	0	0	0	0	0	0	11	17	0.00	1.000

PITCHER		IP	WLS	BF	H	R	ER	SO	BB	IBB	HBP	BLK	WP	HR	S	P	ERA	WHIP

Batter	1	2	3	4	5	6	7	8	9	AB	R	H	RBI	BB	SO	LOB
Preston Wilson, R (1, 8) OBP: 0.467, SLG: 0.571	S S F F F F S 0-3 ① K		S S F F B X 1-2 ② G5-3			B B C F C 2-3 ① K	B B C S S X 2-2 ③ F7			3	0	0	0	0	2	0
Brian McRae, S (7, PH) OBP: 0.363, SLG: 0.358 (7, 8)										1	0	0	0	0	0	2
John Hudek, S (8, 1)										0	0	0	0	0	0	0
Luis Lopez, S (1, 5) OBP: 0.342, SLG: 0.362 (7, 6)	S B C X 1-2 ② G6-3		F B X 1-1 S 1B			B B C X 2-1 ② F8		B F C C 1-3 ① K		4	0	1	0	0	1	0
Bernard Gilkey, R (1, 7) OBP: 0.378, SLG: 0.346	B B B C C F B 4-2 HR BB		C B B F B C 3-3 ③ K 1-2			B B B C B 4-1 1B BB		B F B S X 2-2 ② G3-1		2	1	0	0	2	1	1
Butch Huskey, R (1, 9) OBP: 0.308, SLG: 0.371	S 1 X SAFE 0-1 1-H HR			X 0-0 ① G1-3		F B X 1-1 1-2 1B		B F B B C S 3-3 ③ K		4	1	2	2	0	1	0
Jim Tatum, R (1, 3) OBP: 0.250, SLG: 0.515	C B F S 1-3 ③ K			B F B F F B S 3-3 ② K		B B S S S 2-3 ③ K			C B B F B B 4-2 G4-6-3 BB	3	0	0	0	0	3	2
Greg McMichael, R (7, 1)										0	0	0	0	0	0	0
Dennis Cook, L (7, 1)										0	0	0	0	0	0	0
Turk Wendell, L (7, 1)										0	0	0	0	0	0	0
Rich Becker, L (7, 8) OBP: 0.326, SLG: 0.377										0	0	0	0	1	0	0
Carlos Baerga, S (1, 4) OBP: 0.274, SLG: 0.348		B B X 2-0 ① G4-3		B X 1-0 ③ P6			B X 1-0 G3-1 SH1-4 1B		C F F X 0-2 ① ② G4-6-3 1-2f	4	0	1	0	0	0	1
Alberto Castillo, R (1, 2) OBP: 0.296, SLG: 0.300		B B C X 2-1 ② P2			B B C F X 2-2 ① G1-3		1 SAFE C X 0-1 ① SH1-4 1-2		C B C F F B F S 2-3 ③ K	3	0	0	0	0	1	0
Rey Ordonez, R (1, 6) OBP: 0.236, SLG: 0.240	X 0-0 ③ B1-3				B C F B B F F X 3-2 ② P4		C X 0-1 ② G3-1 2-3			2	0	0	0	0	0	0
Matt Franco, L (7, PH) OBP: 0.404, SLG: 0.409 (7, 5)										1	0	0	0	0	0	1
Brian Bohanon, L (1, 1) OBP: 0.429, SLG: 0.429			B B C S B X 3-2 ① F7		C X 0-1 ③ G3		I I I I 4-0 IBB			2	0	0	0	0	0	0
John Olerud, L (7, PH) OBP: 0.472, SLG: 0.460 (7, 3)										0	0	0	0	1	0	0
Inning Stats	R: 2 H: 1 E: 0 LOB: 0 K: 2 BB: 1 S: 18 P: 24	R: 0 H: 0 E: 0 LOB: 0 K: 0 BB: 0 S: 4 P: 8	R: 0 H: 1 E: 0 LOB: 1 K: 1 BB: 0 S: 13 P: 21	R: 0 H: 0 E: 0 LOB: 0 K: 1 BB: 0 S: 6 P: 10	R: 0 H: 0 E: 0 LOB: 0 K: 0 BB: 0 S: 10 P: 15	R: 0 H: 1 E: 0 LOB: 2 K: 2 BB: 1 S: 11 P: 22	R: 0 H: 1 E: 0 LOB: 2 K: 0 BB: 1 S: 8 P: 15	R: 0 H: 0 E: 0 LOB: 0 K: 2 BB: 0 S: 9 P: 15	R: 0 H: 0 E: 0 LOB: 0 K: 1 BB: 1 S: 12 P: 18	1B: 3 SF: 0 2B: 0 SAC: 1 3B: 0 DP: 1 HR: 1 HBP: 0						

TOP

New York Mets @ San Diego Padres

Qualcomm Stadium, San Diego, CA

Thu May 14 1998, 10:05 PM EDT

Att. 26,488 - Cloudy - 67 F

livebaseballscorecards.com

AB	29
R	2
H	4
RBI	2
BB	4
SO	9
LOB	7

PITCHER		IP	WLS	BF	H	R	ER	SO	BB	IBB	HBP	BLK	WP	HR	S	P	ERA	WHIP
Sterling Hitchcock, L ERA: 4.3	(1, 1)	6.0		23	3	2	2	6	2	0	0	0	0	1	62	100	3.00	0.833
Dan Miceli, R ERA: 3.0	(7, 1)	3.0	W	11	1	0	0	3	1	1	0	0	0	0	29	48	0.00	0.667

PITCHER	IP	WLS	BF	H	R	ER	SO	BB	IBB	HBP	BLK	WP	HR	S	P	ERA	WHIP

Batter	1	2	3	4	5	6	7	8	9	AB	R	H	RBI	BB	SO	LOB
James Mouton, R (1, 8) OBP: 0.245, SLG: 0.213 Steve Finley, L (7, PH) OBP: 0.254, SLG: 0.352 (8, 8)	C F B B S 2-3 K ①		S B B 2 SAFE B B 4-1 FC5-2 1B 1-2 2-3 BB		X 0-0 G6-3 ①		B 1 SAFE F F B B X 3-2 G4-6-3 1-2 ②	C B S S 1-3 K ②		2 2	0 0	0 0	0 0	1 0	1 0	0 1
Andy Sheets, R (1, 4) OBP: 0.294, SLG: 0.444 Quilvio Veras, S (7, PH) OBP: 0.423, SLG: 0.364 (8, 4)	X 0-0 G4-3 ②		C B X 1-1 FC5-2 1B 1-2 2-3 3-Hf ②		B C B F S 2-3 K ②		B B B C B 4-1 HR BB	C B B C C 2-3 K ③		3 1	0 1	0 0	0 0	0 1	1 1	3 0
Tony Gwynn, L (1, 9) OBP: 0.415, SLG: 0.534	F X 0-1 F8 ③		F C F X 0-2 1B 1-2 2-H 3-H ③		X 0-0 G4-3 ③		B X 1-0 HR 1-H 2-H			4	1	2	4	0	0	0
Greg Vaughn, R (1, 7) OBP: 0.366, SLG: 0.600		B S B S S 2-3 K ①		X 0-0 G4-3 ①		B X 1-0 HR	B C B B B 4-1 S 1B BB BB			3	2	1	1	1	1	0
Eddie Williams, R (1, 3) OBP: 0.308, SLG: 0.250 Dan Miceli, R (7, 1) OBP: 1.000, SLG: 1.000	C C B F X 1-2 G5-3 ②			S F B B B B 4-2 BB 1B BB		C X 0-1 G4-3 ①	F S X 0-2 BB HBP 1-2 1B			2 1	0 0	0 1	0 0	1 0	0 0	0 0
Carlos Hernandez, R (1, 2) OBP: 0.333, SLG: 0.389	B B F X 2-1 F9 ③			B 1 SAFE B X 2-0 BB 1-2 1B		X 0-0 P6 ②	B H 2-0 BB 1-2 2-3 HBP			3	0	1	0	0	0	0
Archi Cianfrocco, R (1, 5) OBP: 0.214, SLG: 0.269			X 0-0 F9 ① B F S S 1-3 K ②			S B C B C 2-3 K ③	B B C S F B B 4-2 1-2 2-3 3-H BB			3	0	0	1	1	2	2
Chris Gomez, R (1, 6) OBP: 0.309, SLG: 0.331			B C X 1-1 BB 1B FC5-2 1B S B F B B F B 4-2 1-2 2-3 BB				X 1-0 E6 G4-6-3 HR 2-3 K			3	1	1	0	1	1	3
Sterling Hitchcock, L (1, 1) OBP: 0.429, SLG: 0.429 Wally Joyner, L (7, 3) OBP: 0.394, SLG: 0.509			1 SAFE 1 SAFE C S 1 SAFE X 0-2 FC5-2 BB 1B 1-2 1B F X 0-1 F9 ③				C B 1 SAFE X 1-1 F9 ① C X 0-1 G6-3 ①			2 2	1 0	1 0	0 0	0 0	0 0	3 1
Inning Stats	R: 0 E: 0 K: 1 S: 6 H: 0 LOB: 0 BB: 0 P: 8	R: 0 E: 0 K: 1 S: 9 H: 0 LOB: 0 BB: 0 P: 14	R: 1 E: 0 K: 0 S: 13 H: 3 LOB: 2 BB: 1 P: 19	R: 0 E: 0 K: 1 S: 12 H: 1 LOB: 3 BB: 2 P: 23	R: 0 E: 0 K: 1 S: 5 H: 0 LOB: 0 BB: 0 P: 7	R: 1 E: 0 K: 1 S: 7 H: 1 LOB: 0 BB: 0 P: 10	R: 4 E: 1 K: 1 S: 18 H: 2 LOB: 3 BB: 3 P: 40	R: 0 E: 0 K: 2 S: 8 H: 0 LOB: 0 BB: 0 P: 11		1B: 5 2B: 0 3B: 0 HR: 2	SF: 0 SAC: 0 DP: 0 HBP: 1			WP: 0 PB: 0 SB: 1 CS: 0	PA: 38	

PITCHER		IP	WLS	BF	H	R	ER	SO	BB	IBB	HBP	BLK	WP	HR	S	P	ERA	WHIP
Brian Bohanon, L ERA: 1.61	(1, 1)	6.0		25	5	2	2	5	3	0	0	0	0	1	52	81	3.00	1.333
Greg McMichael, R ERA: 4.02	(7, 1)	0.2	L	4	0	2	2	0	1	0	0	0	0	0	7	16	27.00	1.500
Dennis Cook, L ERA: 4.63	(7, 1)	0.0		3	2	1	0	0	1	0	0	0	0	1	5	10	∞	∞
Turk Wendell, R ERA: 6.59	(7, 1)	0.1		3	0	1	0	1	1	0	1	0	0	0	6	14	0.00	3.000
John Hudek, R ERA: 3.21	(8, 1)	1.0		3	0	0	0	2	0	0	0	0	0	0	8	11	0.00	0.000

PITCHER	IP	WLS	BF	H	R	ER	SO	BB	IBB	HBP	BLK	WP	HR	S	P	ERA	WHIP

BOTTOM

New York Mets @ San Diego Padres

Qualcomm Stadium, San Diego, CA

Thu May 14 1998, 10:05 PM EDT

Att. 26,488 - Cloudy - 67 F

livebaseballscorecards.com

AB	31
R	6
H	7
RBI	6
BB	6
SO	8
LOB	13

Philadelphia Phillies @ San Diego Padres

Qualcomm Stadium, San Diego, CA

Fri May 15 1998, 10:05 PM EDT

Att. 25,157 - Unknown - 65 F

livebaseballscorecards.com

TOP

Batter	1	2	3	4	5	6	7	8	9	AB	R	H	RBI	BB	SO	LOB
Doug Glanville, R (1, 8) OBP: 0.348, SLG: 0.450	K2-3		G6-3		G5-3		G4-6-3, 1B		1B, 3B	5	1	2	0	0	1	1
Gregg Jefferies, S (1, 7) OBP: 0.384, SLG: 0.451	K			FC5-4, 1B	HR		F8		2-6, 1B 3-H	5	1	3	2	0	1	1
Kevin Sefcik, R (9, PR) OBP: 0.387, SLG: 0.333										0	0	0	0	0	0	0
Scott Rolen, R (1, 5) OBP: 0.383, SLG: 0.497	L4			FC5-4, 1B 1-2f	G4-3, 1B, 2B		G4-6-3 1-2f		P5	5	2	1	0	0	0	3
Rico Brogna, L (1, 3) OBP: 0.340, SLG: 0.511		G6-3		1B 1-2, 1B	G4-3 2-3			K	2-6 1-2	4	1	1	0	0	1	1
Mike Lieberthal, R (1, 2) OBP: 0.281, SLG: 0.331		F7		2B 1-2 2-H, 1B	1B 3-H			P6		4	0	2	2	0	0	0
Bobby Abreu, L (1, 9) OBP: 0.422, SLG: 0.488		K		2B 1-3 2-H	K			2B, BB		3	1	1	1	1	2	1
Mark Lewis, R (1, 4) OBP: 0.268, SLG: 0.258			F7	F8		G5-3		2B 1-H		4	0	1	1	0	0	2
Desi Relaford, S (1, 6) OBP: 0.297, SLG: 0.394			SH3-4, 1B	IBB		L9		L4		3	0	1	0	1	0	1
Mike Grace, R (1, 1) OBP: 0.231, SLG: 0.167										2	0	0	0	0	1	3
Yorkis Perez, L (7, 1)			SH3-4 1-2	F9		K			G4-3	0	0	0	0	0	0	0
Jerry Spradlin, S (8, 1)										0	0	0	0	0	0	0
Darrin Winston, R (8, 1)										0	0	0	0	0	0	0
23 Kevin Jordan, R (9, PH) OBP: 0.280, SLG: 0.375										1	0	0	0	0	0	0
Inning Stats	R: 0 E: 0 K: 2 S: 10 H: 0 LOB: 0 BB: 0 P: 15	R: 0 E: 0 K: 1 S: 11 H: 0 LOB: 0 BB: 0 P: 15	R: 0 E: 0 K: 0 S: 9 H: 1 LOB: 1 BB: 0 P: 12	R: 2 E: 0 K: 0 S: 13 H: 4 LOB: 3 BB: 1 P: 25	R: 2 E: 0 K: 1 S: 14 H: 3 LOB: 1 BB: 0 P: 23	R: 0 E: 0 K: 1 S: 6 H: 0 LOB: 0 BB: 0 P: 7	R: 0 E: 0 K: 0 S: 4 H: 1 LOB: 0 BB: 0 P: 7	R: 1 E: 0 K: 1 S: 12 H: 1 LOB: 1 BB: 1 P: 20	R: 1 E: 0 K: 0 S: 10 H: 2 LOB: 1 BB: 0 P: 14	1B: 7 2B: 3 3B: 1 HR: 1 SF: 0 SAC: 1 DP: 1 HBP: 0						

	AB	36
	R	6
	H	12
	RBI	6
	BB	2
	SO	6
	LOB	13

WP: 0 PB: 0 SB: 0 CS: 0 PA: 39

PITCHER		IP	WLS	BF	H	R	ER	SO	BB	IBB	HBP	BLK	WP	HR	S	P	ERA	WHIP
Pete Smith, R ERA: 4.42	(1, 1)	6.0		27	8	4	4	5	0	1	0	0	0	1	63	97	6.00	1.333
Brian Boehringer, R ERA: 5.48	(7, 1)	1.2	W	7	2	1	1	1	1	0	0	0	0	0	14	25	5.40	1.800
Trevor Hoffman, R ERA: 1.31	(8, 1)	1.1	S	6	2	1	1	0	0	0	0	0	0	0	12	16	6.75	1.500

PITCHER		IP	WLS	BF	H	R	ER	SO	BB	IBB	HBP	BLK	WP	HR	S	P	ERA	WHIP

BOTTOM

Philadelphia Phillies @ San Diego Padres

Qualcomm Stadium, San Diego, CA

Fri May 15 1998, 10:05 PM EDT
Att. 25,157 - Unknown - 65 F

livebaseballscorecards.com

Batter	1	2	3	4	5	6	7	8	9	AB	R	H	RBI	BB	SO	LOB
Quilvio Veras, S (1, 4) OBP: 0.415, SLG: 0.358	E6 G4-3	1B 1-2 2-H 3-H		G4-3		G6-3		P5		5	0	1	2	0	0	3
Steve Finley, L (1, 8) OBP: 0.247, SLG: 0.341	F8	F9			K	F7		K		5	0	0	0	0	2	4
Tony Gwynn, L (1, 9) OBP: 0.407, SLG: 0.523	G4-3 1-2		F8		E6 BLK S 1B		E4 2B HR	3B 2-H		3	0	0	0	0	0	1
James Mouton, R (5, PR) OBP: 0.255, SLG: 0.265										2	2	1	1	0	0	0
(6, 9)																
Mark Sweeney, L (9, 9) OBP: 0.298, SLG: 0.268			L3		BB 1-2		HR 2B 1-3	P5		0	0	0	0	0	0	0
Wally Joyner, L (1, 3) OBP: 0.394, SLG: 0.509	G6-3									4	1	1	0	1	0	2
Greg Vaughn, R (1, 7) OBP: 0.370, SLG: 0.618		1B F9 1B 1B	G4-3		P5		HR 2-H 3-H			4	2	2	3	0	0	2
Greg Myers, L (1, 2) OBP: 0.308, SLG: 0.371		BB 1B 1-2 1B		G4-3		1B 1-2 2-3 BB	K			3	1	1	0	1	1	0
Trevor Hoffman, R (8, 1)										0	0	0	0	0	0	0
Ed Giovanola, L (1, 5) OBP: 0.365, SLG: 0.426	F9			1B	1B 1-2 2-3 3-H		G4-3			4	0	2	1	0	0	2
Chris Gomez, R (1, 6) OBP: 0.308, SLG: 0.328	F9 2-3			1B 1-2	L5		K			4	0	1	0	0	1	5
Pete Smith, R (1, 1) OBP: 0.214, SLG: 0.083	1B 1-2 BB			K		L4		2B 3B		1	0	0	0	1	1	2
Eddie Williams, R (6, PH) OBP: 0.286, SLG: 0.231										1	0	0	0	0	0	0
Brian Boehringer, S (7, 1)										0	0	0	0	0	0	0
Carlos Hernandez, R (8, 2) OBP: 0.340, SLG: 0.406										1	1	1	0	0	0	0
Inning Stats	R: 0 E: 1 K: 0 S: 10 H: 0 LOB: 1 BB: 0 P: 15	R: 2 E: 0 K: 0 S: 12 H: 3 LOB: 2 BB: 1 P: 22	R: 0 E: 0 K: 0 S: 6 H: 0 LOB: 0 BB: 0 P: 6	R: 0 E: 0 K: 1 S: 11 H: 2 LOB: 2 BB: 0 P: 18	R: 1 E: 1 K: 1 S: 10 H: 1 LOB: 3 BB: 2 P: 20	R: 0 E: 0 K: 0 S: 4 H: 0 LOB: 0 BB: 0 P: 8	R: 3 E: 1 K: 2 S: 16 H: 2 LOB: 0 BB: 0 P: 22	R: 1 E: 0 K: 1 S: 9 H: 2 LOB: 1 BB: 0 P: 13		1B: 6 2B: 2 3B: 1 HR: 1	SF: 0 SAC: 0 DP: 0 HBP: 0						

	AB	37
	R	7
	H	10
	RBI	7
	BB	3
	SO	5
	LOB	21

PITCHER		IP	WLS	BF	H	R	ER	SO	BB	IBB	HBP	BLK	WP	HR	S	P	ERA	WHIP
Mike Grace, R ERA: 6.64	(1, 1)	6.0	L	32	8	6	4	2	3	0	0	1	0	1	59	98	6.00	1.833
Yorkis Perez, L ERA: 3.65	(7, 1)	1.2		6	1	1	1	3	0	0	0	0	0	0	15	22	5.40	0.600
Jerry Spradlin, R ERA: 4.58	(8, 1)	0.0		1	1	0	0	0	0	0	0	0	0	0	2	2	∞	∞
Darrin Winston, L ERA: 3.38	(8, 1)	0.1		1	0	0	0	0	0	0	0	0	0	0	2	2	0.00	0.000

PITCHER	IP	WLS	BF	H	R	ER	SO	BB	IBB	HBP	BLK	WP	HR	S	P	ERA	WHIP

WP: 0 PB: 0 SB: 1 CS: 0 PA: 40

Batter	1	2	3	4	5	6	7	8	9	AB	R	H	RBI	BB	SO	LOB
Doug Glanville, R (1, 8) OBP: 0.351, SLG: 0.457	C F B B X 2-2 G4-3 G6-3 2B		X 0-0 FC6-4 1B 1B 1B		C X 0-1 ① G5-3		S X 0-1 ② G6-3			4	2	2	0	0	0	0
Gregg Jefferies, S (1, 7) OBP: 0.387, SLG: 0.453	B C X 1-1 ① G4-3 2-3		X 0-0 FC6-4 1-2 1B		B B X 2-0 BB BB G5-3-3 1B		B X 1-0 ③ G3-1			4	0	2	0	0	0	1
Scott Rolen, R (1, 5) OBP: 0.380, SLG: 0.487	X 0-0 ② G6-3 3-H		X 0-0 ① FC6-4 1B 1-2f 2-3		B C 1 SAFE B F B 1 B SAFE 4-2 BB 1-2 BB			C S B S 1-3 ① K		3	0	0	1	1	1	2
Rico Brogna, L (1, 3) OBP: 0.344, SLG: 0.507	C F S 0-3 ③ K		X 0-0 ② 1-3 3-H 1B		B B B S S F F F B 4-2 1-2 2-3 BB			F F F S 0-3 ② K		3	0	1	1	1	2	0
Mike Lieberthal, R (1, 2) OBP: 0.281, SLG: 0.328		C F B F X 1-2 ① P4	X 0-0 ③ G4-3		B F F B X 2-2 ② ③ G5-3-2 3-Hf			B S X 1-1 1B		4	0	1	0	0	0	4
Bobby Abreu, L (1, 9) OBP: 0.411, SLG: 0.473		F B B F F X 2-2 ② G6-3		C F B B F F X 2-2 ① G3		B F X 1-1 ① G4-3		B C B 1 SAFE X 2-1 ③ G4-3		4	0	0	0	0	0	1
Mark Lewis, R (1, 4) OBP: 0.267, SLG: 0.258		S B X 1-1 2B 1B		B B F S S 2-3 ② K		B F B F X 2-1 ② G6-3		B F X 1-1 ① F7		4	0	1	0	0	1	0
Desi Relaford, S (1, 6) OBP: 0.303, SLG: 0.407		B S X 1-1 1-3 2B		B X 1-0 1B		C F B B S 2-3 ③ K			L B S F B B X 3-2 ② P6	4	0	2	0	0	1	0
55 Matt Beech, L (1, 1) OBP: 0.273, SLG: 0.273 Yorkis Perez, L (6, 1) Kevin Sefcik, R (7, PH) OBP: 0.375, SLG: 0.320 Wayne Gomes, R (7, 1) 23 Kevin Jordan, R (9, PH) OBP: 0.275, SLG: 0.367 Mark Leiter, R (9, 1)		X 0-0 ③ F7	X 0-0 ③ G4-3			X 0-0 ① G5-3			S S B B B S 2-3 ③ K	2 0 1 0 1 0	0 0 0 0 0 0	0 0 0 0 0 0	0 0 0 0 0 1	0 0 0 0 0 0	0 0 0 0 0 0	3 0 0 0 0 0
Inning Stats	R: 1 H: 1 E: 0 LOB: 0 K: 1 BB: 0 S: 9 P: 12	R: 0 H: 2 E: 0 LOB: 2 K: 0 BB: 0 S: 13 P: 18	R: 1 H: 3 E: 0 LOB: 1 K: 0 BB: 0 S: 5 P: 5	R: 0 H: 1 E: 0 LOB: 1 K: 1 BB: 0 S: 10 P: 15	R: 0 H: 1 E: 0 LOB: 2 K: 0 BB: 2 S: 13 P: 25	R: 0 H: 0 E: 0 LOB: 0 K: 1 BB: 0 S: 7 P: 12	R: 0 H: 0 E: 0 LOB: 0 K: 0 BB: 0 S: 4 P: 5	R: 0 H: 1 E: 0 LOB: 1 K: 2 BB: 0 S: 11 P: 15	R: 0 H: 0 E: 0 LOB: 0 K: 1 BB: 0 S: 9 P: 15	1B: 7 SF: 0 2B: 3 SAC: 0 3B: 0 DP: 1 HR: 0 HBP: 0						WP: 0 PA: 36 PB: 0 SB: 0 CS: 0

PITCHER		IP	WLS	BF	H	R	ER	SO	BB	IBB	HBP	BLK	WP	HR	S	P	ERA	WHIP
Kevin Brown, R ERA: 2.38	(1, 1)	7.0		29	8	2	2	3	2	0	0	0	0	0	61	92	2.57	1.429
Carlos Reyes, R ERA: 1.47	(8, 1)	2.0	W	7	1	0	0	3	0	0	0	0	0	0	20	30	0.00	0.500

PITCHER	IP	WLS	BF	H	R	ER	SO	BB	IBB	HBP	BLK	WP	HR	S	P	ERA	WHIP

Philadelphia Phillies @ San Diego Padres

Qualcomm Stadium, San Diego, CA

Sat May 16 1998, 10:05 PM EDT

Att. 53,117 - Unknown - 70 F

TOP

livebaseballscorecards.com

AB	34
R	2
H	9
RBI	2
BB	2
SO	6
LOB	11

Philadelphia Phillies @ San Diego Padres

Qualcomm Stadium, San Diego, CA

Sat May 16 1998, 10:05 PM EDT

Att. 53,117 - Unknown - 70 F

BOTTOM

Batter	1	2	3	4	5	6	7	8	9	AB R H RBI BB SO LOB
Quilvio Veras, S (1, 4) OBP: 0.414, SLG: 0.354	B B C X; 2-1; F9 ①		B S S B F X; 2-2; G3 ③		C C B F F F B S; 2-3; K ③		B X; 1-0; 1B		I I I I; 4-0; 1B; IBB	4 0 1 0 1 1 4
Andy Sheets, R (1, 5) OBP: 0.278, SLG: 0.418 Greg Myers, L (9, PH) OBP: 0.316, SLG: 0.380	S B B B S S; 3-3; K ②			B F B X; 2-1; F9 ①		C B B F S; 2-3; K ①	1 SAFE C 1 SAFE S 1 SAFE S; 0-3; K ③		B X; 1-0; 1-2 2-3 3-H; 1B	4 0 0 0 0 3 1 1 0 1 1 0 0 0
Steve Finley, L (1, 8) OBP: 0.247, SLG: 0.335	X; 0-0; G5-3 ③			B C S S; 1-3; K ②		B B B C B; 4-1; BB; 2B; BB		C C S; 0-3; K ①		3 1 0 0 1 2 0
Greg Vaughn, R (1, 7) OBP: 0.367, SLG: 0.605		B X; 1-0; F7 ①		X; 0-0; F9 ③		C B B C B B; 4-2; 2B; 1-2; BB		C B X; 1-1; G6-3 ②		3 0 0 0 1 0 0
Wally Joyner, L (1, 3) OBP: 0.397, SLG: 0.517		C B C B X; 2-2; P5 ②			B C F X; 1-2; G4-3 ①	C X; 0-1; 1-3 2-H; 2B		C B X; 1-1; FC6-4; 1B		4 0 2 1 0 0 0
Carlos Hernandez, R (1, 2) OBP: 0.336, SLG: 0.400		B B F B X; 3-1; F8 ③			B S S B X; 2-2; 1B; G1-4-3; 1B	C B X; 1-1; F9 ②		B B F B X; 3-1; FC6-4 ③; 1-2f		4 0 1 0 0 0 3
Ruben Rivera, R (1, 9) OBP: 0.500, SLG: 0.667			X; 0-0; G4-3; 2B		S F B X; 1-2; G1-4-3 ②; 1-2	F F X; 0-2; L6 ③			B S B B S B; 4-2; HBP; E; BB	3 1 1 0 1 0 3
Chris Gomez, R (1, 6) OBP: 0.313, SLG: 0.323			B B C F X; 2-2; G4-3 ①; 2-3		B B B B; 4-0; 1B; BB		B B B C C X; 3-2; G6-3 ①		L H; 1-1; E; 1-2; 1B; HBP	2 1 0 0 1 0 1
Kevin Brown, R (1, 1) OBP: 0.261, SLG: 0.304 Mark Sweeney, L (7, PH) OBP: 0.292, SLG: 0.262 Carlos Reyes, S (8, 1) Ed Giovanola, L (9, PH) OBP: 0.365, SLG: 0.426			F C B B S; 2-3; K ②		X; 0-0; 1-2 2-3; 1B		S C S; 0-3; K ②		X; 0-0; SH; 1B; 1-3 2-H	2 0 1 0 0 1 1 1 0 0 0 0 1 0 0 0 0 0 0 0 0 0 0 0 0 0 0 0

	AB	R	H	RBI	BB	SO	LOB
Totals	31	3	7	2	5	8	13

livebaseballscorecards.com

Inning Stats	1	2	3	4	5	6	7	8	9
R	0	0	0	0	0	1	0	0	2
E	0	0	0	0	0	0	0	0	1
K	1	0	1	1	1	1	2	1	0
S	6	6	11	6	16	13	10	9	5
H	0	0	1	0	2	1	1	1	1
LOB	0	0	1	0	3	2	1	1	3
BB	0	0	0	0	1	2	0	0	2
P	11	12	17	9	26	24	14	14	15

1B: 5, 2B: 2, 3B: 0, HR: 0, SF: 0, SAC: 1, DP: 0, HBP: 1

WP: 0, PB: 0, SB: 0, CS: 0, PA: 38

PITCHER		IP	WLS	BF	H	R	ER	SO	BB	IBB	HBP	BLK	WP	HR	S	P	ERA	WHIP
55 Matt Beech, L (ERA: 5.35)	(1, 1)	5.1		23	4	1	1	5	3	0	0	0	0	0	53	93	1.69	1.312
Yorkis Perez, L (ERA: 3.46)	(6, 1)	0.2		2	0	0	0	0	0	0	0	0	0	0	5	6	0.00	0.000
Wayne Gomes, R (ERA: 3.6)	(7, 1)	2.0		8	2	0	0	3	0	0	0	0	0	0	19	28	0.00	1.000
Mark Leiter, R (ERA: 2.42)	(9, 1)	0.0	L	5	1	2	2	0	1	1	1	0	0	0	5	15	∞	∞

PITCHER	IP	WLS	BF	H	R	ER	SO	BB	IBB	HBP	BLK	WP	HR	S	P	ERA	WHIP

Philadelphia Phillies @ San Diego Padres

Qualcomm Stadium, San Diego, CA

Sun May 17 1998, 6:33 AM EDT

Att. 27,913 - Sunny - 70 F

livebaseballscorecards.com

TOP

Batter	1	2	3	4	5	6	7	8	9	AB	R	H	RBI	BB	SO	LOB
Doug Glanville, R (1, 8) OBP: 0.349, SLG: 0.452	F8		G4-3		1B		F8			4	0	1	1	0	0	2
Gregg Jefferies, S (1, 7) OBP: 0.384, SLG: 0.447	F8		G4-3		FC5-4		FC5-4			4	0	1	0	0	0	2
Scott Rolen, R (1, 5) OBP: 0.372, SLG: 0.475	P4			K	FC5-4			K		4	0	0	0	0	2	2
Rico Brogna, L (1, 3) OBP: 0.335, SLG: 0.493		G3-1		G6-3		G3-1		F7		4	0	0	0	0	0	0
Mike Lieberthal, R (1, 2) OBP: 0.280, SLG: 0.321		F7		HBP		F9		F9		3	0	0	0	0	0	0
Bobby Abreu, L (1, 9) OBP: 0.419, SLG: 0.489		1B		G4-3		2B			G4-3	4	0	3	0	0	0	1
Mark Lewis, R (1, 4) OBP: 0.262, SLG: 0.252		F9			F8	K			G4-3	3	0	0	0	0	1	2
Ruben Amaro Jr, S (9, PH) OBP: 0.286, SLG: 0.267										1	0	0	0	0	0	1
Desi Relaford, S (1, 6) OBP: 0.310, SLG: 0.414			G3		BB		K		K	3	1	1	0	1	2	1
Curt Schilling, R (1, 1) OBP: 0.130, SLG: 0.091			G3		G6-3		FC5-4		G5-3	3	0	1	0	0	0	2
23 Kevin Jordan, R (9, PH) OBP: 0.269, SLG: 0.360										1	0	0	0	0	0	1
Inning Stats	R: 0 E: 0 K: 0 S: 6 H: 0 LOB: 0 BB: 0 P: 13	R: 0 E: 0 K: 0 S: 9 H: 1 LOB: 1 BB: 0 P: 14	R: 0 E: 0 K: 0 S: 10 H: 1 LOB: 1 BB: 0 P: 16	R: 0 E: 0 K: 1 S: 9 H: 0 LOB: 1 BB: 0 P: 14	R: 1 E: 0 K: 0 S: 13 H: 2 LOB: 2 BB: 1 P: 24	R: 0 E: 0 K: 1 S: 8 H: 1 LOB: 1 BB: 0 P: 13	R: 0 E: 0 K: 1 S: 9 H: 1 LOB: 1 BB: 0 P: 14	R: 0 E: 0 K: 1 S: 7 H: 0 LOB: 0 BB: 0 P: 11	R: 0 E: 0 K: 1 S: 9 H: 1 LOB: 1 BB: 0 P: 14	1B: 5 2B: 2 3B: 0 HR: 0	SF: 0 SAC: 0 DP: 0 HBP: 1	WP: 0 PB: 0 SB: 0 CS: 0	PA: 36				

	AB	34
	R	1
	H	7
	RBI	1
	BB	1
	SO	5
	LOB	14

PITCHER		IP	WLS	BF	H	R	ER	SO	BB	IBB	HBP	BLK	WP	HR	S	P	ERA	WHIP
Donne Wall, R ERA: 2.08	(1, 1)	5.0	W	21	4	1	1	1	1	0	1	0	0	0	47	81	1.80	1.000
Brian Boehringer, R ERA: 5.04	(6, 1)	2.0		8	2	0	0	2	0	0	0	0	0	0	17	27	0.00	1.000
Dan Miceli, R ERA: 2.88	(8, 1)	1.0		3	0	0	0	1	0	0	0	0	0	0	7	11	0.00	0.000
Trevor Hoffman, R ERA: 1.25	(9, 1)	1.0	S	4	1	0	0	1	0	0	0	0	0	0	9	14	0.00	1.000

PITCHER	IP	WLS	BF	H	R	ER	SO	BB	IBB	HBP	BLK	WP	HR	S	P	ERA	WHIP

BOTTOM

Philadelphia Phillies @ San Diego Padres

Qualcomm Stadium, San Diego, CA

Sun May 17 1998, 6:33 AM EDT

Att. 27,913 - Sunny - 70 F

livebaseballscorecards.com

Batter	1	2	3	4	5	6	7	8	9	AB	R	H	RBI	BB	SO	LOB
Quilvio Veras, S (1, 4) OBP: 0.404, SLG: 0.344	C F B B B C 3-3 ① K		B C B F B S 3-3 ① K		C 1 S B F F F C SAFE 1-3 ② K		S B B X 2-1 ②③ G5-4-3 1-2f			4	0	0	0	0	3	3
Ed Giovanola, L (1, 5) OBP: 0.339, SLG: 0.392	X 0-0 ② G6-3		B C F B S 2-3 ② K		S F S 0-3 ③ K			B B X 2-0 ① F7		4	0	0	0	0	2	1
Steve Finley, L (1, 8) OBP: 0.247, SLG: 0.350	C X 0-1 ③ G4-3		X 0-0 HR			C X 0-1 ① F7		X 0-0 ② P5		4	1	1	1	0	0	0
Wally Joyner, L (1, 3) OBP: 0.400, SLG: 0.524		C C B F X 1-2 ① F6	C B X 1-1 ③ G4-3			B C S X 1-2 1B		C B C X 1-2 2B		4	0	2	0	0	0	0
Greg Vaughn, R (1, 7) OBP: 0.364, SLG: 0.603		C F B B X 2-2 PB 1B 2B		S F B S 1-3 ① K		C B F S 1-3 ② K		B S B X 2-1 ③ F8		4	1	1	0	0	2	2
Greg Myers, L (1, 2) OBP: 0.305, SLG: 0.365		C B F B C 2-3 ② K		B B X 2-0 G4-3		C F F B S 1-3 ③ K				3	0	0	0	0	2	2
Mark Sweeney, L (1, 9) OBP: 0.314, SLG: 0.295		S S B B B F B 4-2 1B S 2-3 BB		B C C X 1-2 ③ G3			X 0-0 SH SF8 2B			2	0	1	0	1	0	0
Ruben Rivera, R (7, PR) OBP: 0.500, SLG: 0.667 (8, 9)										0	1	0	0	0	0	0
Chris Gomez, R (1, 6) OBP: 0.315, SLG: 0.326		C B 3 SAFE F B X 2-2 1-3 3-H 1B			C C F S 0-3 ① K		X 0-0 SH G5-4-3 2-3			2	0	1	1	0	1	0
Donne Wall, R (1, 1) OBP: 0.333, SLG: 0.333		X 0-0 ③ G3			X 0-0 1B		B B F X 2-1 ① SF8 3-H			2	0	1	0	0	0	2
Brian Boehringer, S (6, 1)										0	0	0	0	0	0	0
Tony Gwynn, L (7, PH) OBP: 0.405, SLG: 0.523										0	0	0	1	0	0	0
Dan Miceli, R (8, 1) OBP: 1.000, SLG: 1.000										0	0	0	0	0	0	0
Trevor Hoffman, R (9, 1)										0	0	0	0	0	0	0
Inning Stats	R: 0 H: 0 E: 0 LOB: 0 K: 1 BB: 0 S: 6 P: 9	R: 1 H: 2 E: 0 LOB: 2 K: 1 BB: 1 S: 17 P: 28	R: 1 H: 1 E: 0 LOB: 0 K: 2 BB: 0 S: 10 P: 16	R: 0 H: 0 E: 0 LOB: 0 K: 1 BB: 0 S: 7 P: 11	R: 0 H: 1 E: 0 LOB: 1 K: 3 BB: 0 S: 16 P: 17	R: 0 H: 1 E: 0 LOB: 1 K: 2 BB: 0 S: 12 P: 15	R: 1 H: 1 E: 0 LOB: 1 K: 0 BB: 0 S: 6 P: 10	R: 0 H: 1 E: 0 LOB: 1 K: 0 BB: 0 S: 7 P: 12		1B: 3 SF: 1 2B: 3 SAC: 1 3B: 0 DP: 1 HR: 1 HBP: 0						

PITCHER		IP	WLS	BF	H	R	ER	SO	BB	IBB	HBP	BLK	WP	HR	S	P	ERA	WHIP
Curt Schilling, R ERA: 1.99	(1, 1)	8.0	L	32	7	3	2	10	1	0	0	0	0	1	81	118	2.25	1.000

PITCHER	IP	WLS	BF	H	R	ER	SO	BB	IBB	HBP	BLK	WP	HR	S	P	ERA	WHIP

AB	29
R	3
H	7
RBI	3
BB	1
SO	10
LOB	10

WP: 0 PA: 32
PB: 1
SB: 1
CS: 0

Batter	1	2	3	4	5	6	7	8	9	AB	R	H	RBI	BB	SO	LOB
Quilvio Veras, S (1, 4) OBP: 0.406, SLG: 0.343	B F C S 1-3 ① K		B B B B 4-0 BB			B C C F X 1-2 F8-4-3 1B		B X 1-0 ③ F7		3	0	1	0	1	1	1
Steve Finley, L (1, 8) OBP: 0.242, SLG: 0.343	C B X 1-1 ② F7		B X 1-0 ③ P2			F C B B F B X 3-2 ①② F8-4-3 1-2			C F B B S 2-3 ① K	4	0	0	0	0	1	2
Tony Gwynn, L (1, 9) OBP: 0.407, SLG: 0.529	B F F X 1-2 ③ G5-3			B B C B X 3-1 S 1B		B B X 2-0 ③ G4-3			X 0-0 2B	4	0	2	0	0	0	0
Wally Joyner, L (1, 3) OBP: 0.389, SLG: 0.508		B B C X 2-1 ① F7		C F B F B F B S 3-3 ① K 1-2			B F X 1-1 ① L8		F B F S 1-3 ② K	4	0	0	0	0	2	2
Greg Vaughn, R (1, 7) OBP: 0.362, SLG: 0.594		X 0-0 FC5-4 1B		B C B X 2-1 ② F8			F B C X 1-2 ② F8		B B C F F X 2-2 ③ G3-1	4	0	1	0	0	0	2
Carlos Hernandez, R (1, 2) OBP: 0.327, SLG: 0.388		C B B X 2-1 ② FC5-4 FC6-4 1-2f		X 0-0 ③ P4			B B X 2-0 ③ P2			3	0	0	0	0	0	2
Ed Giovanola, L (1, 5) OBP: 0.322, SLG: 0.370		B B X 2-0 ③ FC6-4 1-2f			C F B B F X 2-2 ① G4-3			B B C F F F F C 2-3 ① K		3	0	0	0	0	1	1
Chris Gomez, R (1, 6) OBP: 0.309, SLG: 0.318			C X 0-1 ① L9		C S S 0-3 ② K			B F X 1-1 ② G1-3		3	0	0	0	0	1	0
Joey Hamilton, R (1, 1) OBP: 0.087, SLG: 0.087 Mark Sweeney, L (8, PH) OBP: 0.327, SLG: 0.333 Carlos Reyes, S (8, 1) Ben Van Ryn, L (8, 1)			X 0-0 ② G5-3		B X 1-0 ③ F8			B F F X 1-2 2B		2 1 0 0	0 0 0 0	0 1 0 0	0 0 0 0	0 0 0 0	0 0 0 0	0 0 0 0
Inning Stats	R: 0 H: 0 E: 0 LOB: 0 K: 1 BB: 0 S: 8 P: 11	R: 0 H: 1 E: 0 LOB: 1 K: 0 BB: 0 S: 6 P: 12	R: 0 H: 0 E: 0 LOB: 1 K: 0 BB: 1 S: 4 P: 9	R: 0 H: 1 E: 0 LOB: 1 K: 1 BB: 0 S: 10 P: 18	R: 0 H: 0 E: 0 LOB: 0 K: 1 BB: 0 S: 8 P: 11	R: 0 H: 1 E: 0 LOB: 0 K: 0 BB: 0 S: 9 P: 15	R: 0 H: 0 E: 0 LOB: 0 K: 0 BB: 0 S: 6 P: 10	R: 0 H: 1 E: 0 LOB: 1 K: 1 BB: 0 S: 12 P: 17	R: 0 H: 1 E: 0 LOB: 1 K: 2 BB: 0 S: 11 P: 16	1B: 3 SF: 0 2B: 3 SAC: 0 3B: 0 DP: 1 HR: 0 HBP: 0						

TOP

San Diego Padres @ Pittsburgh Pirates

Three Rivers Stadium, Pittsburgh, PA

Tue May 19 1998, 7:05 PM EDT
Att. 10,493 - Unknown - 86 F

livebaseballscorecards.com

AB	31
R	0
H	5
RBI	0
BB	1
SO	6
LOB	10

PITCHER		IP	WLS	BF	H	R	ER	SO	BB	IBB	HBP	BLK	WP	HR	S	P	ERA	WHIP
Jose Silva, R ERA: 3.63	(1, 1)	8.0	W	28	4	0	0	4	1	0	0	0	0	0	63	103	0.00	0.625
Ricardo Rincon, L ERA: 0.51	(9, 1)	0.2		3	1	0	0	2	0	0	0	0	0	0	7	10	0.00	1.500
Rich Loiselle, R ERA: 3.27	(9, 1)	0.1	S	1	0	0	0	0	0	0	0	0	0	0	4	6	0.00	0.000

PITCHER	IP	WLS	BF	H	R	ER	SO	BB	IBB	HBP	BLK	WP	HR	S	P	ERA	WHIP

BOTTOM

San Diego Padres @ Pittsburgh Pirates

Three Rivers Stadium, Pittsburgh, PA

Tue May 19 1998, 7:05 PM EDT

Att. 10,493 - Unknown - 86 F

livebaseballscorecards.com

Batter	1	2	3	4	5	6	7	8	9	AB	R	H	RBI	BB	SO	LOB
Tony Womack, L (1, 4) OBP: 0.300, SLG: 0.273	BFMFBBB 4-2 18 SH1-3 1B FC5-2 BB	BLFFFX 1-2 ② FC1-6 None 1-2f 2-3			X 0-0 ① L3		C X 0-1 18 FC4-6 1B	S B F X 1-2 ② FC5-2 HBP 1-3 2-H		4	0	1	0	1	0	4
Al Martin, L (1, 7) OBP: 0.287, SLG: 0.384 Ricardo Rincon, L (9, 1) Rich Loiselle, R (9, 1)	X 0-0 WP 18 SH1-3 1B 1-2	BBFBB 1 SAFE 3-1 ③ 1-2	B C X 1-1 ① G6-3		C X 0-1 ② L4		B X 1-0 ① F9	H 1-0 18 FC6-4 HBP 1-2		5 0 0	0 0 0	1 0 0	0 0 0	0 0 0	0 0 0	3 0 0
18 Jason Kendall, R (1, 2) OBP: 0.399, SLG: 0.494	X 0-0 ① SH1-3 1-2 2-3		B B B B 4-0 S 3B BB		F B B F B F S 3-3 ③ K		B X 1-0 ② FC4-6 1B 1-2f	B C X 1-1 ③ FC6-4 1-2f		3	1	0	0	1	1	4
Mark Smith, R (1, 3) OBP: 0.132, SLG: 0.063 Kevin Young, R (7, 3) OBP: 0.324, SLG: 0.485	B B X 2-0 ② FC5-2 BB 3-H		B F B X 2-1 ② F8			X 0-0 1B 2B	B X 1-0 1-2 1B			3 1	1 0	1 1	0 0	0 0	0 0	3 0
Jermaine Allensworth, R (1, 8) OBP: 0.377, SLG: 0.486	C B T F B B B 4-2 1-2 2-3 BB		L B X 1-1 1-H 3B			B F X 1-1 ① G6-3	F B B C S 2-3 K			3	0	1	1	1	1	3
Jose Guillen, R (1, 9) OBP: 0.390, SLG: 0.535	S B F C 1-3 ③ K		C S F B F F F B B 3-2 F X F7			X 0-0 G3 2-H 1B		B X 1-0 1B SF7 2B		4	1	2	1	0	1	4
Doug Strange, S (1, 5) OBP: 0.267, SLG: 0.250 Kevin Polcovich, R (8, PR) OBP: 0.200, SLG: 0.214 (9, 5)		S C B B B B F X 3-2 FC1-6 1B 1B		C C S 0-3 ① K		X 0-0 ② G3 2-3		B X 1-0 WP SF7 FC5-2 2-3 1B		4 0	0 0	2 0	0 0	0 0	1 0	1 0
Lou Collier, R (1, 6) OBP: 0.317, SLG: 0.420		B B F F B X 3-2 FC1-6 1-2 1B		C C X 0-2 ② G5-3		I I I I 4-0 IBB		C X 0-1 ① SF7 1-2 3-H		2	0	1	1	1	0	0
Jose Silva, R (1, 1) Turner Ward, S (8, PH) OBP: 0.345, SLG: 0.361 (9, 7)		M S B X 1-2 ① F2		S C X 0-2 ③ G4-3		C F B X 1-2 ③ F9		H 1-0 FC5-2 WP HBP		3 0	0 0	0 0	0 0	0 0	0 0	4 0
Inning Stats	R: 0 E: 0 K: 1 S: 12 H: 1 LOB: 3 BB: 2 P: 23	R: 0 E: 0 K: 0 S: 16 H: 2 LOB: 1 BB: 0 P: 27	R: 1 E: 0 K: 0 S: 14 H: 1 LOB: 1 BB: 1 P: 25	R: 0 E: 0 K: 1 S: 9 H: 0 LOB: 0 BB: 0 P: 9	R: 0 E: 0 K: 1 S: 7 H: 0 LOB: 0 BB: 0 P: 10	R: 1 E: 0 K: 0 S: 8 H: 2 LOB: 2 BB: 1 P: 14	R: 0 E: 0 K: 1 S: 8 H: 2 LOB: 2 BB: 0 P: 13	R: 1 E: 0 K: 0 S: 9 H: 2 LOB: 3 BB: 0 P: 15		1B: 7 2B: 2 3B: 1 HR: 0		SF: 1 SAC: 1 DP: 0 HBP: 2		WP: 2 PB: 0 SB: 1 CS: 0		PA: 40

	AB	32
	R	3
	H	10
	RBI	3
	BB	4
	SO	4
	LOB	26

PITCHER		IP	WLS	BF	H	R	ER	SO	BB	IBB	HBP	BLK	WP	HR	S	P	ERA	WHIP
Joey Hamilton, R ERA: 5.37	(1, 1)	7.0	L	33	8	2	2	4	3	1	0	0	1	0	74	121	2.57	1.571
Carlos Reyes, R ERA: 1.93	(8, 1)	0.1		4	2	1	1	0	0	0	1	0	0	0	4	7	27.00	6.000
Ben Van Ryn, L ERA: 5.06	(8, 1)	0.2		3	0	0	0	0	0	0	1	0	1	0	5	8	0.00	0.000

PITCHER	IP	WLS	BF	H	R	ER	SO	BB	IBB	HBP	BLK	WP	HR	S	P	ERA	WHIP

San Diego Padres @ Pittsburgh Pirates

Three Rivers Stadium, Pittsburgh, PA

Wed May 20 1998, 7:05 PM EDT

Unknown - 83 F

TOP

livebaseballscorecards.com

Batter	1	2	3	4	5	6	7	8	9	AB	R	H	RBI	BB	SO	LOB
Quilvio Veras, S (1, 4) OBP: 0.409, SLG: 0.343	F7			SH1-3, 1B		HBP			G5-3	3	0	1	0	0	0	0
Steve Finley, L (1, 8) OBP: 0.249, SLG: 0.348	K			SH1-3		1B			1B, 2B, 1B	3	1	2	0	0	1	0
Tony Gwynn, L (1, 9) OBP: 0.404, SLG: 0.522	G6-3			F7		G1-3			2B, G5-3, 1B	4	1	1	0	0	0	3
Wally Joyner, L (1, 3) OBP: 0.385, SLG: 0.508		G3-1		G4-3			L9		2B	4	0	1	1	0	0	1
Mark Sweeney, L (1, 7) OBP: 0.309, SLG: 0.313		L6			P5		F7		G5-3	3	0	0	0	0	0	0
Greg Vaughn, R (9, PH) OBP: 0.360, SLG: 0.590										1	0	0	1	0	0	1
Greg Myers, L (1, 2) OBP: 0.294, SLG: 0.351		G1-3			L6		K		G3	3	0	0	0	0	1	0
Eddie Williams, R (9, PH) OBP: 0.267, SLG: 0.214										1	0	0	0	0	0	1
Ed Giovanola, L (1, 5) OBP: 0.306, SLG: 0.351			G4-3		G1-3			L8		3	0	0	0	0	0	0
Chris Gomez, R (1, 6) OBP: 0.310, SLG: 0.319			K			1B		K		3	0	1	0	0	2	0
Andy Ashby, R (1, 1) OBP: 0.083, SLG: 0.083			K		K			G4-3		2	0	0	0	0	2	0
Archi Cianfrocco, R (8, PH) OBP: 0.211, SLG: 0.264										1	0	0	0	0	0	0
Carlos Reyes, S (8, 1)										0	0	0	0	0	0	0
Inning Stats	R: 0 E: 0 K: 1 S: 8 H: 0 LOB: 0 BB: 0 P: 14	R: 0 E: 0 K: 0 S: 7 H: 0 LOB: 0 BB: 0 P: 9	R: 0 E: 0 K: 2 S: 8 H: 0 LOB: 0 BB: 0 P: 11	R: 0 E: 0 K: 0 S: 7 H: 1 LOB: 1 BB: 0 P: 12	R: 0 E: 0 K: 0 S: 8 H: 0 LOB: 0 BB: 0 P: 12	R: 0 E: 0 K: 1 S: 10 H: 2 LOB: 2 BB: 0 P: 15	R: 0 E: 0 K: 1 S: 9 H: 0 LOB: 0 BB: 0 P: 14	R: 0 E: 0 K: 1 S: 6 H: 0 LOB: 0 BB: 0 P: 10	R: 2 E: 0 K: 0 S: 12 H: 3 LOB: 1 BB: 0 P: 20	1B: 5 2B: 1 3B: 0 HR: 0 SF: 0 SAC: 1 DP: 0 HBP: 1	WP: 0 PB: 0 SB: 0 CS: 0 PA: 33					

	AB	31
	R	2
	H	6
	RBI	2
	BB	0
	SO	6
	LOB	6

PITCHER		IP	WLS	BF	H	R	ER	SO	BB	IBB	HBP	BLK	WP	HR	S	P	ERA	WHIP
67 Francisco Cordova, R ERA: 2.35	(1, 1)	8.1	W	31	6	2	2	6	0	0	1	0	0	0	71	110	2.16	0.720
Jason Christiansen, L ERA: 0.95	(9, 1)	0.1		1	0	0	0	0	0	0	0	0	0	0	2	3	0.00	0.000
Rich Loiselle, R ERA: 3.22	(9, 1)	0.1	S	1	0	0	0	0	0	0	0	0	0	0	2	4	0.00	0.000

PITCHER	IP	WLS	BF	H	R	ER	SO	BB	IBB	HBP	BLK	WP	HR	S	P	ERA	WHIP

San Diego Padres @ Pittsburgh Pirates

Three Rivers Stadium, Pittsburgh, PA

Wed May 20 1998, 7:05 PM EDT

Unknown - 83 F

BOTTOM

Batter	1	2	3	4	5	6	7	8	9	AB	R	H	RBI	BB	SO	LOB
Tony Womack, L (1, 4) OBP: 0.309, SLG: 0.288	K		2B			2B 18 FC6 1B	S 1B			4	1	3	0	0	1	0
Al Martin, L (1, 7) OBP: 0.291, SLG: 0.393	18 F8 18 WP 1B		G1-3			18 FC6 1B 1-3 2B	K 1-2			4	1	2	0	0	1	2
18 Jason Kendall, R (1, 2) OBP: 0.390, SLG: 0.481	F8 1-3			G1-3		FC6 1B SF7 2-3 3-H		G6-3		4	1	0	1	0	0	2
Mark Smith, R (1, 3) OBP: 0.146, SLG: 0.086	G5-3			F9		S 1B 1-3 3-H 1B		K		3	1	1	1	0	0	1
Kevin Young, R (7, 3) OBP: 0.323, SLG: 0.482										1	0	0	0	0	1	0
Turner Ward, S (1, 8) OBP: 0.341, SLG: 0.400		G5-3		K		SF7 3-H		HR		3	1	1	2	0	1	0
Jose Guillen, R (1, 9) OBP: 0.392, SLG: 0.534		G6-3			G5-3	1B 1-H		1B		4	0	2	1	0	0	0
Doug Strange, S (1, 5) OBP: 0.257, SLG: 0.240		G4-1			L4	G3		G3		4	0	0	0	0	0	2
Kevin Polcovich, R (1, 6) OBP: 0.192, SLG: 0.205			G6-3		L6		G5-3			3	0	0	0	0	0	0
67 Francisco Cordova, R (1, 1) OBP: 0.080, SLG: 0.080			G1-3			G4-3	K			3	0	0	0	0	1	0
Jason Christiansen, R (9, 1)										0	0	0	0	0	0	0
Rich Loiselle, R (9, 1)										0	0	0	0	0	0	0
Inning Stats	R: 0 E: 0 K: 1 S: 8 H: 1 LOB: 1 BB: 0 P: 13	R: 0 E: 0 K: 0 S: 7 H: 0 LOB: 0 BB: 0 P: 8	R: 0 E: 0 K: 0 S: 8 H: 1 LOB: 1 BB: 0 P: 12	R: 0 E: 0 K: 1 S: 8 H: 0 LOB: 0 BB: 0 P: 12	R: 0 E: 0 K: 0 S: 8 H: 0 LOB: 0 BB: 0 P: 11	R: 4 E: 0 K: 0 S: 18 H: 4 LOB: 1 BB: 0 P: 19	R: 0 E: 0 K: 2 S: 9 H: 1 LOB: 1 BB: 0 P: 13	R: 1 E: 0 K: 1 S: 13 H: 2 LOB: 1 BB: 0 P: 17		1B: 6 2B: 2 3B: 0 HR: 1	SF: 1 SAC: 0 DP: 0 HBP: 0						

livebaseballscorecards.com

AB	33
R	5
H	9
RBI	5
BB	0
SO	5
LOB	7

WP: 1 PB: 0 SB: 2 CS: 0 PA: 34

PITCHER		IP	WLS	BF	H	R	ER	SO	BB	IBB	HBP	BLK	WP	HR	S	P	ERA	WHIP
Andy Ashby, R ERA: 2.51	(1, 1)	7.0	L	29	7	4	4	4	0	0	0	0	1	0	66	88	5.14	1.000
Carlos Reyes, R ERA: 2.29	(8, 1)	1.0		5	2	1	1	1	0	0	0	0	0	1	13	17	9.00	2.000

PITCHER	IP	WLS	BF	H	R	ER	SO	BB	IBB	HBP	BLK	WP	HR	S	P	ERA	WHIP

Batter	1	2	3	4	5	6	7	8	9	AB	R	H	RBI	BB	SO	LOB
Andy Sheets, R (1, 4) OBP: 0.299, SLG: 0.437	G4-3 1B		G3 SF8		F9		F8		PB BB	4	2	2	0	1	0	1
Steve Finley, L (1, 8) OBP: 0.252, SLG: 0.349	G4-3 1-2		G3 2-3		HR 1B		HBP 1B 1-2		F8	5	2	2	0	0	0	3
Greg Vaughn, R (1, 7) OBP: 0.372, SLG: 0.610	2-H 1B		CS BB IBB		1-H HR		1B E HBP 1-2 2-3		K	3	2	2	3	1	1	1
Eddie Williams, R (1, 3) OBP: 0.222, SLG: 0.188 Wally Joyner, L (6, 3) OBP: 0.393, SLG: 0.511 Ed Giovanola, L (9, PR) OBP: 0.306, SLG: 0.351 (9, 5)	P5		SF8 3-H		G6-3		E7 2B 1B 1-H 2-H 3-H		PB BB 1-2	2 1 0	0 1 0	0 1 0	1 2 0	0 1 0	0 0 0	1 0 0
Ruben Rivera, R (1, 9) OBP: 0.556, SLG: 0.667	K		BB 1-2			HBP G5-4-3	2B 3-H		P6 1-2 2-3	3	0	1	1	1	1	3
Carlos Hernandez, R (1, 2) OBP: 0.316, SLG: 0.374		K	CS 2-3	G5-3		G5-4-3 1-2f	G5-3			4	0	0	0	0	1	2
Archi Cianfrocco, R (1, 5) OBP: 0.213, SLG: 0.250 (9, 3)		PB BB		G6-3		F9		F9		3	0	0	0	1	0	0
Chris Gomez, R (1, 6) OBP: 0.302, SLG: 0.309		K		K			G6-3	K		4	0	0	0	0	3	1
Sterling Hitchcock, L (1, 1) OBP: 0.400, SLG: 0.400 Brian Boehringer, S (7, 1) Dan Miceli, R (9, 1) OBP: 1.000, SLG: 1.000		K 1-2			G5-3		HBP 1B 1B 1B	K		3 1 0	1 0 0	1 0 0	0 0 0	0 0 0	1 1 0	1 0 0
Inning Stats	R: 1 E: 0 K: 1 S: 12 H: 2 LOB: 1 BB: 0 P: 22	R: 0 E: 0 K: 3 S: 12 H: 0 LOB: 1 BB: 1 P: 20	R: 1 E: 0 K: 0 S: 9 H: 1 LOB: 1 BB: 2 P: 23	R: 0 E: 0 K: 1 S: 10 H: 0 LOB: 0 BB: 0 P: 15	R: 2 E: 0 K: 0 S: 8 H: 2 LOB: 0 BB: 0 P: 16	R: 0 E: 0 K: 0 S: 6 H: 0 LOB: 0 BB: 0 P: 12	R: 4 E: 1 K: 0 S: 18 H: 4 LOB: 1 BB: 0 P: 31	R: 0 E: 0 K: 2 S: 8 H: 0 LOB: 0 BB: 0 P: 13	R: 0 E: 0 K: 1 S: 11 H: 0 LOB: 3 BB: 2 P: 25	1B: 6 2B: 2 3B: 0 HR: 1 SF: 1 SAC: 0 DP: 1 HBP: 2						

TOP

San Diego Padres @ Pittsburgh Pirates

Three Rivers Stadium, Pittsburgh, PA

Wed May 20 1998, 7:05 PM EDT

Att. 17,248 - Unknown - 83 F

livebaseballscorecards.com

AB	33
R	8
H	9
RBI	7
BB	5
SO	8
LOB	13

PITCHER		IP	WLS	BF	H	R	ER	SO	BB	IBB	HBP	BLK	WP	HR	S	P	ERA	WHIP
Chris Peters, L ERA: 2.54	(1, 1)	5.0	L	22	5	4	4	5	2	1	0	0	0	1	51	96	7.20	1.400
Marc Wilkins, R ERA: 3.77	(6, 1)	1.2		8	2	3	3	0	0	0	2	0	0	0	16	30	16.20	1.200
Jeff Tabaka, L ERA: 3.26	(7, 1)	1.1		6	2	1	1	2	0	0	0	0	0	0	16	26	6.75	1.500
Javier Martinez, R ERA: 6.14	(9, 1)	1.0		5	0	0	0	1	2	0	0	0	0	0	11	25	0.00	2.000

PITCHER	IP	WLS	BF	H	R	ER	SO	BB	IBB	HBP	BLK	WP	HR	S	P	ERA	WHIP

WP: 0 PB: 2 SB: 0 CS: 1 PA: 42

BOTTOM

San Diego Padres @ Pittsburgh Pirates

Three Rivers Stadium, Pittsburgh, PA

Wed May 20 1998, 7:05 PM EDT

Att. 17,248 - Unknown - 83 F

livebaseballscorecards.com

Batter	1	2	3	4	5	6	7	8	9	AB	R	H	RBI	BB	SO	LOB
Tony Womack, L (1, 4)	F8	G6-3			F7		E5		1B	4	0	0	0	0	0	3
Doug Strange, S (8, 5)										1	0	1	0	0	0	0
Lou Collier, R (1, 6)	2B		K		P4		G4-3		SF9	4	0	1	1	0	1	2
Jose Guillen, R (1, 9)	G3		HR			1B		K	1B	5	1	3	1	0	1	1
Kevin Young, R (1, 3)	F9		G4-3			K		P2	K	5	0	0	0	0	2	4
Jermaine Allensworth, R (1, 8)		1B	F8			L6		1B		4	1	2	0	0	0	1
Manny Martinez, R (1, 7)		1B		K		K2-3		1B		3	0	1	1	0	2	1
Jeff Tabaka, R (7, 1)										0	0	0	0	0	0	0
Al Martin, L (8, PH)										1	0	1	0	0	0	0
Javier Martinez, R (9, 1)										0	0	0	0	0	0	0
Kevin Polcovich, R (1, 5) (8, 4)		P6		P6			G5-3			4	0	0	0	0	0	3
Keith Osik, R (1, 2)		SH5-4		P3					G5-3	3	0	1	0	1	0	0
Chris Peters, L (1, 1)		SH5-4			L6		K		SF9	0	0	0	0	0	0	0
Mark Smith, R (5, PH)										1	0	0	0	0	0	0
Marc Wilkins, R (6, 1)										0	0	0	0	0	0	0
Turner Ward, S (7, 7)										2	1	1	0	0	1	1
Inning Stats	R: 0 E: 0 K: 0 S: 9 H: 1 LOB: 1 BB: 0 P: 15	R: 1 E: 0 K: 0 S: 16 H: 3 LOB: 2 BB: 0 P: 27	R: 1 E: 0 K: 1 S: 6 H: 1 LOB: 0 BB: 0 P: 11	R: 0 E: 0 K: 1 S: 7 H: 0 LOB: 0 BB: 0 P: 10	R: 0 E: 0 K: 0 S: 7 H: 0 LOB: 0 BB: 0 P: 12	R: 0 E: 0 K: 2 S: 11 H: 1 LOB: 1 BB: 0 P: 13	R: 0 E: 1 K: 1 S: 7 H: 0 LOB: 2 BB: 1 P: 13	R: 0 E: 0 K: 1 S: 10 H: 2 LOB: 2 BB: 0 P: 19	R: 1 E: 0 K: 1 S: 16 H: 3 LOB: 2 BB: 0 P: 19	1B: 9 2B: 1 3B: 0 HR: 1 SF: 1 SAC: 1 DP: 0 HBP: 0							

	AB	37
	R	3
	H	11
	RBI	3
	BB	1
	SO	7
	LOB	16

WP: 0 PB: 0 SB: 1 CS: 0 PA: 40

PITCHER	IP	WLS	BF	H	R	ER	SO	BB	IBB	HBP	BLK	WP	HR	S	P	ERA	WHIP
Sterling Hitchcock, L (1, 1) ERA: 4.0	6.2	W	28	6	2	2	5	1	0	0	0	0	1	62	100	2.70	1.050
Brian Boehringer, R (7, 1) ERA: 4.78	1.1		6	2	0	0	1	0	0	0	0	0	0	11	20	0.00	1.500
Dan Miceli, R (9, 1) ERA: 3.12	1.0		6	3	1	1	1	0	0	0	0	0	0	16	19	9.00	3.000

PITCHER	IP	WLS	BF	H	R	ER	SO	BB	IBB	HBP	BLK	WP	HR	S	P	ERA	WHIP

Batter	1	2	3	4	5	6	7	8	9	AB	R	H	RBI	BB	SO	LOB
Quilvio Veras, S (1, 4) OBP: 0.399, SLG: 0.333	C X 0-1 L7		B X 1-0 G4-3		C B B B X 3-1 G5-3			F B X 1-1 G3-1		4	0	0	0	0	0	0
Ed Giovanola, L (1, 5) OBP: 0.303, SLG: 0.333	C C B B B F C 3-3 K		B X 1-0 F8			X 0-0 F9		B C B B B 4-1 BB		3	0	0	0	1	1	0
Tony Gwynn, L (1, 9) OBP: 0.406, SLG: 0.525	B B B B 4-0 2B 1B BB		B C B X 2-1 2B			C F B X 1-2 G6-3		B X 1-0 P6		3	1	1	0	1	0	1
Wally Joyner, L (1, 3) OBP: 0.390, SLG: 0.511	B B B C C F X 3-2 1-3 1B 2B		F X 0-1 F7			C B C F F B F X 2-2 F7			S B B X 2-1 G1-3	4	1	1	0	0	0	1
Greg Vaughn, R (1, 7) OBP: 0.369, SLG: 0.601	C C X 1-1 2-H 3-H 1B			C C B X 1-2 G4-3			C B B X 2-1 P2		B B C B S X 3-2 G6-3	4	0	1	2	0	0	0
Steve Finley, L (1, 8) OBP: 0.254, SLG: 0.349	C S F B B X 2-2 F7			X 0-0 G1-4-3 1B			C F B B B F F X 2-2 F9		F C F F F B F C 1-3 K	3	0	1	0	0	0	1
Eddie Williams, R (9, PH) OBP: 0.211, SLG: 0.176										1	0	0	0	0	1	0
Carlos Hernandez, R (1, 2) OBP: 0.325, SLG: 0.391		B B C B X 3-1 CS 1B		B S S F X 1-2 G1-4-3 1-2f			X 0-0 2B			3	0	2	0	0	0	1
Andy Sheets, R (1, 6) OBP: 0.288, SLG: 0.419		C F S 0-3 K			B B F F B F F C 3-3 K		B C S C 1-3 K			3	0	0	0	0	3	2
Kevin Brown, R (1, 1) OBP: 0.240, SLG: 0.280		B C C S 1-3 1-2 K			C C S 0-3 K			B C B C X 2-2 F8		2	0	0	0	0	2	1
Mark Sweeney, L (8, PH) OBP: 0.304, SLG: 0.306										1	0	0	0	0	0	0
Donne Wall, R (8, 1) OBP: 0.333, SLG: 0.333										0	0	0	0	0	0	0
Inning Stats	R: 2 E: 0 K: 1 S: 16 H: 2 LOB: 1 BB: 1 P: 29	R: 0 E: 0 K: 2 S: 8 H: 1 LOB: 0 BB: 0 P: 12	R: 0 E: 0 K: 0 S: 6 H: 1 LOB: 1 BB: 0 P: 10	R: 0 E: 0 K: 0 S: 8 H: 1 LOB: 0 BB: 0 P: 10	R: 0 E: 0 K: 2 S: 10 H: 0 LOB: 0 BB: 0 P: 16	R: 0 E: 0 K: 0 S: 10 H: 0 LOB: 0 BB: 0 P: 13	R: 0 E: 0 K: 1 S: 12 H: 1 LOB: 1 BB: 0 P: 17	R: 0 E: 0 K: 0 S: 7 H: 0 LOB: 1 BB: 1 P: 15	R: 0 E: 0 K: 1 S: 11 H: 0 LOB: 0 BB: 0 P: 17	1B: 3 2B: 3 3B: 0 HR: 0	SF: 0 SAC: 0 DP: 1 HBP: 0					

PITCHER	IP	WLS	BF	H	R	ER	SO	BB	IBB	HBP	BLK	WP	HR	S	P	ERA	WHIP
Jason Schmidt, R (1, 1) ERA: 3.88	8.0	W	30	6	2	2	6	2	0	0	0	0	0	77	122	2.25	1.000
Ricardo Rincon, L (9, 1) ERA: 0.48	1.0	S	3	0	0	0	1	0	0	0	0	0	0	11	17	0.00	0.000

PITCHER	IP	WLS	BF	H	R	ER	SO	BB	IBB	HBP	BLK	WP	HR	S	P	ERA	WHIP

San Diego Padres @ Pittsburgh Pirates

Three Rivers Stadium, Pittsburgh, PA

Thu May 21 1998, 7:05 PM EDT
Att. 10,222 - Unknown - 73 F

TOP

livebaseballscorecards.com

AB	31
R	2
H	6
RBI	2
BB	2
SO	7
LOB	7

1B: 3 2B: 3 3B: 0 HR: 0
SF: 0 SAC: 0 DP: 1 HBP: 0
WP: 0 PB: 0 SB: 0 CS: 1
PA: 33

San Diego Padres @ Pittsburgh Pirates

Three Rivers Stadium, Pittsburgh, PA

Thu May 21 1998, 7:05 PM EDT

Att. 10,222 - Unknown - 73 F

livebaseballscorecards.com

BOTTOM

Batter	1	2	3	4	5	6	7	8	9	AB	R	H	RBI	BB	SO	LOB
Tony Womack, L (1, 4) OBP: 0.302, SLG: 0.281	G4-3	G4-3 1-2 2-3		18 G4-6-3 1B 1B		K				4	0	1	0	0	1	2
Al Martin, L (1, 7) OBP: 0.300, SLG: 0.399	BB 18 HBP FC5-2 1B	P5		1-2 18 G4-6-3 1B			E3 18 G4-3			4	0	2	0	0	0	2
Turner Ward, S (8, 7) OBP: 0.344, SLG: 0.403										0	0	0	0	0	0	0
18 Jason Kendall, R (1, 2) OBP: 0.392, SLG: 0.479	FC5-2 BB 1-2 HBP		2B 1B	1-2f 2-3 G4-6-3			1-2 G4-3			3	1	1	0	0	0	3
Kevin Young, R (1, 3) OBP: 0.318, SLG: 0.472	1-2 2-3 FC5-2 BB		1-H E 2B	G6-3			K			3	1	1	1	1	1	1
Jermaine Allensworth, R (1, 8) OBP: 0.377, SLG: 0.480	1-2 2-3 3-Hf FC5-2		2-H E1 1B 2B 1B		L3			P3		4	1	1	0	0	0	3
Jose Guillen, R (1, 9) OBP: 0.395, SLG: 0.548	G4-3		1-3 2B 1B		G5-3			L4		4	0	1	0	0	0	3
Doug Strange, S (1, 5) OBP: 0.264, SLG: 0.257		K G4-3 HBP	1-H 3-H 2B		F7			K		4	0	1	1	0	2	0
Lou Collier, R (1, 6) OBP: 0.313, SLG: 0.415		1-2 G4-3 HBP	G5-3			G6-3				2	0	0	0	0	0	1
Jason Schmidt, R (1, 1) OBP: 0.100, SLG: 0.053		K	K			K				3	0	0	0	0	3	3
Ricardo Rincon, L (9, 1)										0	0	0	0	0	0	0
Inning Stats	R: 0 E: 0 K: 0 S: 12 H: 1 LOB: 3 BB: 1 P: 18	R: 0 E: 0 K: 2 S: 9 H: 0 LOB: 2 BB: 0 P: 16	R: 3 E: 1 K: 1 S: 14 H: 5 LOB: 1 BB: 0 P: 17	R: 0 E: 0 K: 0 S: 9 H: 2 LOB: 1 BB: 0 P: 13	R: 0 E: 0 K: 0 S: 9 H: 0 LOB: 0 BB: 0 P: 14	R: 0 E: 0 K: 2 S: 10 H: 0 LOB: 0 BB: 0 P: 12	R: 0 E: 1 K: 1 S: 7 H: 0 LOB: 0 BB: 0 P: 14	R: 0 E: 0 K: 1 S: 7 H: 0 LOB: 0 BB: 0 P: 10		1B: 6 2B: 2 3B: 0 HR: 0 SF: 0 SAC: 0 DP: 1 HBP: 2						

	AB	31
	R	3
	H	8
	RBI	2
	BB	1
	SO	7
	LOB	18

WP: 0 PB: 1 SB: 0 CS: 0 PA: 34

PITCHER		IP	WLS	BF	H	R	ER	SO	BB	IBB	HBP	BLK	WP	HR	S	P	ERA	WHIP
Kevin Brown, R ERA: 2.52	(1, 1)	7.0	L	31	8	3	3	6	1	0	2	0	0	0	70	104	3.86	1.286
Donne Wall, R ERA: 1.96	(8, 1)	1.0		3	0	0	0	1	0	0	0	0	0	0	7	10	0.00	0.000

PITCHER	IP	WLS	BF	H	R	ER	SO	BB	IBB	HBP	BLK	WP	HR	S	P	ERA	WHIP

Batter	1	2	3	4	5	6	7	8	9	AB	R	H	RBI	BB	SO	LOB
Quilvio Veras, S (1, 4) OBP: 0.387, SLG: 0.322	B X 1-0 F7 ①		C F X 0-2 F7 ①		C X 0-1 F7 ①	S B B X 2-1 FC6-4 ③ 1-2f		B B C X 2-1 G3 ②		5	0	0	0	0	0	1
Steve Finley, L (1, 8) OBP: 0.252, SLG: 0.345	B X 1-0 2B 1B		B X 1-0 F9 ②		B C X 1-1 F9 ②		X 0-0 F8 ①	B B F F F B C 3-3 K ③		5	1	1	0	0	1	0
Tony Gwynn, L (1, 9) OBP: 0.411, SLG: 0.549 Ruben Rivera, R (9, PR) OBP: 0.556, SLG: 0.667 (9, 9)	X 0-0 L9 ②		B C X 1-1 HR		B B C B B 4-1 BB		C F X 0-2 G3 ②		B F X 1-1 1B 2B	4 0	1 1	2 0	1 0	1 0	0 0	1 0
Wally Joyner, L (1, 3) OBP: 0.403, SLG: 0.525	B X 1-0 1-H 2B		B B B C B 4-1 FC5-4 BB		X 0-0 L9 ③		B C X 1-1 HR 1B		M B B X 2-1 2-H HR 1B	4	2	3	2	1	0	1
Greg Vaughn, R (1, 7) OBP: 0.375, SLG: 0.643	X 0-0 F7 ③		B X 1-0 FC5-4 ③ 1-2f			X 0-0 HR 2B	B S X 1-1 1-H HR		B X 1-0 1-H HR	5	3	3	4	0	0	2
Greg Myers, L (1, 2) OBP: 0.300, SLG: 0.390		S X 0-1 G4-3 ①		B X 1-0 P5 ①		F S B F X 1-2 2-H HR	B S B X 2-1 BB 1B		X 0-0 G4-3 ①	5	1	2	2	0	0	1
Ed Giovanola, L (1, 5) OBP: 0.324, SLG: 0.344		B B C X 2-1 G6-3 ②		C B C X 1-2 1B		F X 0-1 G6-4-3 1B	B B B B 4-0 1-2 BB		C S B B B X 3-2 L6 ②	4	0	2	0	1	0	1
Chris Gomez, R (1, 6) OBP: 0.302, SLG: 0.310 Mark Sweeney, L (7, PH) OBP: 0.288, SLG: 0.300 Brian Boehringer, S (7, 1) Ben Van Ryn, L (8, 1) Dan Miceli, R (8, 1) OBP: 1.000, SLG: 1.000 Eddie Williams, R (9, PH) OBP: 0.250, SLG: 0.222 Trevor Hoffman, R (9, 1)		C B F X 1-2 1B		1 SAFE X 0-0 L8 ②		1 SAFE F 1 SAFE S X 0-2 1-2f G6-4-3 ① ②	B S B C B X 3-2 F8 ③		B B F F F X 2-2 WP 1B	3 1 0 0 0 1 0	0 0 0 0 0 0 0	1 0 0 0 0 1 0	0 0 0 0 0 0 0	0 0 0 0 0 0 0	0 0 0 0 0 0 0	2 2 0 0 0 0 0
Pete Smith, R (1, 1) OBP: 0.188, SLG: 0.071 Donne Wall, R (4, 1) OBP: 0.500, SLG: 0.500 Andy Sheets, R (7, 6) OBP: 0.280, SLG: 0.408		S X 0-1 F9 ③		C S C 0-3 K ③		X 0-0 FC6-4 1B		X 0-0 G5-3 ①	B X 1-0 1-2 F8 ③	2 1 2	0 0 0	0 1 0	0 0 0	0 0 0	1 0 0	2 0 2
Inning Stats	R: 1 E: 0 K: 0 S: 5 H: 2 LOB: 1 BB: 0 P: 8	R: 0 E: 0 K: 0 S: 9 H: 1 LOB: 1 BB: 0 P: 12	R: 1 E: 0 K: 0 S: 8 H: 1 LOB: 1 BB: 1 P: 15	R: 0 E: 0 K: 1 S: 8 H: 1 LOB: 1 BB: 0 P: 10	R: 0 E: 0 K: 0 S: 6 H: 0 LOB: 1 BB: 1 P: 11	R: 2 E: 0 K: 0 S: 13 H: 4 LOB: 1 BB: 0 P: 16	R: 2 E: 0 K: 0 S: 13 H: 3 LOB: 2 BB: 1 P: 24	R: 0 E: 0 K: 1 S: 7 H: 0 LOB: 0 BB: 0 P: 12	R: 3 E: 0 K: 0 S: 13 H: 4 LOB: 1 BB: 0 P: 23	1B: 9 2B: 3 3B: 0 HR: 4	SF: 0 SAC: 0 DP: 1 HBP: 0						

TOP

San Diego Padres @ Houston Astros

Astrodome, Houston, TX

Fri May 22 1998, 8:05 PM EDT

Att. 28,550 - Dome - 72 F

livebaseballscorecards.com

AB	42
R	9
H	16
RBI	9
BB	3
SO	2
LOB	15

WP: 1 PB: 0 SB: 0 CS: 0 PA: 45

PITCHER		IP	WLS	BF	H	R	ER	SO	BB	IBB	HBP	BLK	WP	HR	S	P	ERA	WHIP
Sean Bergman, R ERA: 2.76	(1, 1)	6.0		28	9	4	4	1	2	0	0	0	0	2	49	72	6.00	1.833
Trever Miller, L ERA: 3.38	(7, 1)	0.2		6	3	2	2	0	1	0	0	0	0	1	10	18	27.00	6.000
Doug Henry, R ERA: 2.49	(7, 1)	0.1		1	0	0	0	0	0	0	0	0	0	0	3	6	0.00	0.000
C.J. Nitkowski, L ERA: 3.68	(8, 1)	1.0	L	5	2	3	3	1	0	0	0	0	0	0	11	19	27.00	2.000
Bob Scanlan, R ERA: 3.95	(9, 1)	1.0		5	2	0	0	0	0	0	0	0	1	1	9	16	0.00	2.000

PITCHER	IP	WLS	BF	H	R	ER	SO	BB	IBB	HBP	BLK	WP	HR	S	P	ERA	WHIP

BOTTOM

Batter	1	2	3	4	5	6	7	8	9	AB	R	H	RBI	BB	SO	LOB
Craig Biggio, R (1, 4) OBP: 0.410, SLG: 0.546	C B X 1-1 HR	C 1 SAFE B S B X 2-2 1-H 1B		B B C B C X 3-2 L6 ②		1 SAFE S X 0-1 1-H HR		C B B F X 2-2 P4 ①		5	2	3	4	0	0	1
Derek Bell, R (1, 9) OBP: 0.368, SLG: 0.527	C H 1-1 G4-3 S 1B HBP	B X 1-0 F8 ③		C F B B F B S 3-3 K ③		C B B X 2-1 G5-3 ①		B B C B F C 3-3 K ②		4	1	0	0	0	2	2
Bill Spiers, L (1, 5) OBP: 0.339, SLG: 0.333 (9, 3)	B B 1 SAFE B C 1 SAFE 1 SAFE S X 3-2 G4-3 ① 1-3		C B B B B 4-1 G4-3 S SF8 BB		C F S 0-3 K ①	C B X 1-1 L8 ②		X 0-0 BB 1B		4	1	1	0	1	1	1
J.R. Phillips, L (1, 3) OBP: 0.357, SLG: 0.250	F B X 1-1 3-H 1B		B 1 SAFE S C X 1-2 G4-3 ① 1-3		C S B S 1-3 K ②	F B C F S 1-3 K ③		B 1 SAFE C B 1 B S B 4-2 1-2 BB		4	0	1	1	1	2	1
Moises Alou, R (1, 7) OBP: 0.411, SLG: 0.599	F F B B 1 SAFE S 2-3 K ②		F B X 1-1 SF8 ② 3-H		C X 0-1 BB BB 1B		C B C B X 2-2 SH5-3 FC5-2/5 2B	F B X 1-1 G5 ③		4	0	2	1	0	1	3
Carl Everett, S (1, 8) OBP: 0.422, SLG: 0.583	B S 1 SAFE B S B S 3-3 K ③		B X 1-0 2B		C B 1 SAFE B B B 1 SAFE B 4-1 1-2 BB BB		S C B X 1-2 SH5-3 ① 2-3		C H 1-1 FC5-4 HBP	2	0	1	0	1	1	1
Ricky Gutierrez, R (1, 6) OBP: 0.392, SLG: 0.383		B C X 1-1 G4-3 ① C E B F X 1-2 F9 ③			B B B C S B 4-2 1-2 2-3 BB		B B B B 4-0 FC5-2-5 BB	C B C X 1-2 1-2f FC5-4 ① G4-3		3	0	0	0	2	0	2
Brad Ausmus, R (1, 2) OBP: 0.320, SLG: 0.325		C B B B B 4-1 S 1B BB		X 0-0 SH1-4 1B	X 0-0 F7 ③		B C 1 SAFE 1 SAFE X 1-1 FC5-2-5 ② 1-2 3-H	C X 0-1 F8 ②		4	1	1	0	1	0	6
Sean Bergman, R (1, 1) OBP: 0.053, SLG: 0.053 Daryle Ward, L (6, PH) OBP: 0.667, SLG: 0.500 Trever Miller, R (7, 1) OBP: 0.500, SLG: 1.000 Doug Henry, R (7, 1) 35 Dave Clark, L (7, PH) OBP: 0.205, SLG: 0.114 C.J. Nitkowski, L (8, 1) Bob Scanlan, R (9, 1) Sean Berry, R (9, 5) OBP: 0.364, SLG: 0.450		B B L L M 2-3 K ②		B 1 SAFE L 1 SAFE B X 2-1 SH1-4 ① 1-2		X 0-0 HR 1B	B X 1-0 G4-3 ③	C S B B B X 2-2 1-2 G4-3 ③	1 1 0 0 1 0 1 0 1	0 1 0 0 0 0 0 0 0	0 1 0 0 0 0 0 0 0	0 1 0 0 0 0 0 0 0	0 0 0 0 0 0 0 0 0	1 1 0 0 0 0 2 0 0	1 1 0 0 0 0 0 0 1
Inning Stats	R: 2 E: 0 K: 2 S: 14 H: 2 LOB: 1 BB: 0 P: 25	R: 1 E: 0 K: 1 S: 10 H: 1 LOB: 1 BB: 1 P: 20	R: 1 E: 0 K: 0 S: 11 H: 1 LOB: 1 BB: 1 P: 19	R: 0 E: 0 K: 1 S: 10 H: 1 LOB: 1 BB: 0 P: 18	R: 0 E: 0 K: 2 S: 12 H: 1 LOB: 3 BB: 2 P: 21	R: 2 E: 0 K: 1 S: 12 H: 2 LOB: 0 BB: 0 P: 16	R: 0 E: 0 K: 0 S: 9 H: 1 LOB: 2 BB: 1 P: 18	R: 0 E: 0 K: 1 S: 11 H: 1 LOB: 2 BB: 1 P: 21	R: 0 E: 0 K: 0 S: 9 H: 0 LOB: 1 BB: 0 P: 13	1B: 6 2B: 2 3B: 0 HR: 2 SF: 1 SAC: 2 DP: 0 HBP: 2						

PITCHER		IP	WLS	BF	H	R	ER	SO	BB	IBB	HBP	BLK	WP	HR	S	P	ERA	WHIP
Pete Smith, R ERA: 4.99	(1, 1)	3.0		17	5	4	4	3	2	0	1	0	0	1	36	65	12.00	2.333
Donne Wall, R ERA: 2.53	(4, 1)	3.0		14	3	2	2	4	2	0	0	0	0	1	33	54	6.00	1.667
Brian Boehringer, R ERA: 4.5	(7, 1)	1.2		8	2	0	0	1	1	0	0	0	0	0	16	30	0.00	1.800
Ben Van Ryn, L ERA: 5.06	(8, 1)	0.0		1	0	0	0	0	1	0	0	0	0	0	2	6	∞	∞
Dan Miceli, R ERA: 3.08	(8, 1)	0.1	W	1	0	0	0	0	0	0	0	0	0	0	2	3	0.00	0.000

PITCHER		IP	WLS	BF	H	R	ER	SO	BB	IBB	HBP	BLK	WP	HR	S	P	ERA	WHIP
Trevor Hoffman, R ERA: 1.19	(9, 1)	1.0	S	4	0	0	0	0	0	0	1	0	0	0	9	13	0.00	0.000

San Diego Padres @ Houston Astros

Astrodome, Houston, TX

Fri May 22 1998, 8:05 PM EDT

Att. 28,550 - Dome - 72 F

livebaseballscorecards.com

AB	34
R	6
H	10
RBI	6
BB	6
SO	8
LOB	21

WP: 0 PA: 45
PB: 0
SB: 3
CS: 0

Batter	1	2	3	4	5	6	7	8	9	AB	R	H	RBI	BB	SO	LOB
Quilvio Veras, S (1, 4) OBP: 0.382, SLG: 0.313	B B C X 2-1 G4-3 ①		C B B S S 2-3 K ①	B F C S 1-3 K ②		X 0-0 G5-3 ③			B B B B 4-0 F8 G4-3 BB	4	0	0	0	1	2	2
Tony Gwynn, L (1, 9) OBP: 0.408, SLG: 0.539 Steve Finley, L (8, 8) OBP: 0.251, SLG: 0.343	C B X 1-1 G4-3 ②		B F B F X 2-2 G4-3 ②	B B B B 4-0 BB			B C X 1-1 G4-3 ①		C B C B X 2-2 G4-3 ① 1-2	3 1	0 0	0 0	0 0	1 0	0 0	0 1
Greg Vaughn, R (1, 7) OBP: 0.371, SLG: 0.628	B B B C S X 3-2 L5 ③		B B B B 4-0 1B BB	B S S X 1-2 F8 ③			B C F B S 2-3 K ②		B S S X 1-2 F8 ② 2-3	4	0	0	0	1	1	3
Ken Caminiti, S (1, 5) OBP: 0.331, SLG: 0.490		B B S X 2-1 1B 2B	X 0-0 1-2 1B		B C C B B F S 3-3 K ①		C B B B C F B 4-2 BB		F F S 0-3 K ③	4	1	2	0	1	2	1
Eddie Williams, R (1, 3) OBP: 0.217, SLG: 0.190 Wally Joyner, L (7, PH) OBP: 0.400, SLG: 0.521 (7, 3)		C B B X 2-1 G6-3 ①	S B B X 2-1 G6-3 ③		B B X 2-0 L7 ②		C 1 SAFE B C B F 1 SAFE B X 3-2 F7 ③			3 1	0 0	0 0	0 0	0 0	0 0	3 1
Carlos Hernandez, R (1, 2) OBP: 0.322, SLG: 0.381		B C S B S 2-3 K ②		B X 1-0 E5 24 1B E	B X 1-0 F8 ③			B B F C H 3-2 FC5-4 HBP		3	1	0	0	0	1	1
Ruben Rivera, R (1, 8) OBP: 0.462, SLG: 0.500 (8, 9)		B B X 2-0 BB 2-H 1B		C B C B F B S 3-3 K ①		S X 0-1 L9 ①		C X 0-1 L3 ①		4	0	1	1	0	1	2
Andy Sheets, R (1, 6) OBP: 0.302, SLG: 0.410		B B 1 SAFE B C B 4-1 1-2 BB		S B S B 1 SAFE X 2-2 24 E 24 E 1-2 1B		B F F B B B 4-2 SH1-4 BB		1 SAFE 1 SAFE F B X 1-1 FC5-4 ② 1-2f		2	1	1	0	2	0	1
24 Mark Langston, R (1, 1) OBP: 0.300, SLG: 0.333 Carlos Reyes, S (4, 1) Mark Sweeney, L (8, PH) OBP: 0.293, SLG: 0.294 Dan Miceli, R (8, 1) OBP: 1.000, SLG: 1.000		F B S X 1-2 G6-3 ③		S C B F X 1-2 E3 1-H 2-H		1 SAFE L 1 SAFE M X 0-2 SH1-4 1-2		C L B F F 1 SAFE B F 1 SAFE 2-3 C K ③		2 0 1 0	0 0 0 0	0 0 0 0	0 0 0 0	0 0 1 0	0 0 1 0	2 0 1 0
Inning Stats	R: 0 E: 0 K: 0 S: 7 H: 0 LOB: 0 BB: 0 P: 13	R: 1 E: 0 K: 1 S: 12 H: 2 LOB: 2 BB: 1 P: 25	R: 0 E: 0 K: 1 S: 9 H: 1 LOB: 2 BB: 1 P: 19	R: 2 E: 2 K: 2 S: 18 H: 1 LOB: 2 BB: 1 P: 31	R: 0 E: 0 K: 1 S: 6 H: 0 LOB: 0 BB: 0 P: 12	R: 0 E: 0 K: 0 S: 8 H: 0 LOB: 1 BB: 1 P: 12	R: 0 E: 0 K: 1 S: 12 H: 0 LOB: 1 BB: 1 P: 22	R: 0 E: 0 K: 1 S: 12 H: 0 LOB: 1 BB: 0 P: 18	R: 0 E: 0 K: 1 S: 9 H: 0 LOB: 1 BB: 1 P: 16	1B: 3 2B: 1 3B: 0 HR: 0			SF: 0 SAC: 1 DP: 0 HBP: 1			

PITCHER		IP	WLS	BF	H	R	ER	SO	BB	IBB	HBP	BLK	WP	HR	S	P	ERA	WHIP
Mike Hampton, L ERA: 2.4	(1, 1)	6.0		28	4	3	1	5	4	0	0	0	0	0	60	112	1.50	1.333
Bob Scanlan, R ERA: 3.52	(7, 1)	1.2		7	0	0	0	1	1	0	1	0	0	0	18	32	0.00	0.600
Trever Miller, L ERA: 3.31	(8, 1)	0.1	W	1	0	0	0	1	0	0	0	0	0	0	6	8	0.00	0.000
Billy Wagner, L ERA: 2.41	(9, 1)	1.0	S	4	0	0	0	1	1	0	0	0	0	0	9	16	0.00	1.000

PITCHER	IP	WLS	BF	H	R	ER	SO	BB	IBB	HBP	BLK	WP	HR	S	P	ERA	WHIP

TOP

San Diego Padres @ Houston Astros

Astrodome, Houston, TX

Sat May 23 1998, 8:05 PM EDT

Att. 36,281 - Dome - 72 F

livebaseballscorecards.com

AB	32
R	3
H	4
RBI	1
BB	6
SO	8
LOB	18

WP: 0	PA: 40
PB: 0	
SB: 0	
CS: 0	

Batter	1	2	3	4	5	6	7	8	9	AB	R	H	RBI	BB	SO	LOB
Craig Biggio, R (1, 4) OBP: 0.411, SLG: 0.543	B C B B C F S 3-3 K ①		B X 1-0 2-H 1B		C M B F B H 3-2 G6-4-3 HBP			C B X 1-1 F9 ①		3	0	1	1	0	1	0
Derek Bell, R (1, 9) OBP: 0.366, SLG: 0.519	B X 1-0 G5-3 ②		C 1 SAFE B 1 SAFE 1 SAFE B 1 SAFE F B 3-3 F S K ③		X 0-0 1-2f G6-4-3 ① ②			C B S B B B 4-2 HR BB		3	1	0	0	1	1	2
Sean Berry, R (1, 5) OBP: 0.361, SLG: 0.471 Billy Wagner, L (9, 1)	B B B C C X 3-2 G5-3 ③			B B C X 2-1 G6-3 ①	B C B F S 2-3 K ③			C S X 0-2 1-H HR		4 0	1 0	1 0	2 0	0 0	1 0	0 0
Moises Alou, R (1, 7) OBP: 0.407, SLG: 0.590		B C S S 1-3 K ①		S B B S B X 3-2 1B 1B 1B		B X 1-0 G5-3 ①		B B F F B X 3-2 F8 ②		4	1	1	0	0	1	0
Richard Hidalgo, R (1, 8) OBP: 0.296, SLG: 0.382		C X 0-1 G6-4-3 1B		F B 1 SAFE F F F 1 SAFE X 1-2 1B 1-2 1B		B F B F B X 3-2 G3-1 ②		C B X 1-1 G6-3 ③		4	0	2	0	0	0	0
Ricky Gutierrez, R (1, 6) OBP: 0.391, SLG: 0.382 Bob Scanlan, R (7, 1) Trever Miller, R (8, 1) OBP: 0.500, SLG: 1.000 Tim Bogar, R (9, 6) OBP: 0.241, SLG: 0.208		B X 1-0 1-2f G6-4-3 ② ③		B B F C B X 3-2 1-3 2-H 1B ②		B C S F S 1-3 K ③				3 0 0 0	0 0 0 0	1 0 0 0	1 0 0 0	0 0 0 0	1 0 0 0	1 0 0 0
J.R. Phillips, L (1, 3) OBP: 0.353, SLG: 0.267			B B B C X 3-1 L8 ①	B B 1 SAFE X 2-0 1-3 BB 1B			S B B B F B S 3-3 K ①			3	0	1	0	0	1	0
Brad Ausmus, R (1, 2) OBP: 0.320, SLG: 0.320			C B S F S 1-3 K ②	B B B B 4-0 1-2 BB			C X 0-1 G6-3 ②			2	0	0	0	1	1	0
Mike Hampton, R (1, 1) OBP: 0.321, SLG: 0.280 Bill Spiers, L (7, 6) OBP: 0.336, SLG: 0.330 (9, 5)			B X 1-0 1B 2B	B C C B B X 3-2 G5-3 ③			B S X 1-1 F8 ③			2 1	1 0	1 0	0 0	0 0	0 0	3 0
Inning Stats	R: 0 H: 0 E: 0 LOB: 0 K: 1 BB: 0 S: 8 P: 15	R: 0 H: 1 E: 0 LOB: 0 K: 1 BB: 0 S: 6 P: 8	R: 1 H: 2 E: 0 LOB: 1 K: 2 BB: 0 S: 12 P: 21	R: 1 H: 4 E: 0 LOB: 3 K: 0 BB: 1 S: 16 P: 34	R: 0 H: 0 E: 0 LOB: 0 K: 1 BB: 0 S: 7 P: 12	R: 0 H: 0 E: 0 LOB: 0 K: 1 BB: 0 S: 8 P: 13	R: 0 H: 0 E: 0 LOB: 0 K: 1 BB: 1 S: 7 P: 11	R: 2 H: 1 E: 0 LOB: 0 K: 0 BB: 1 S: 12 P: 21		1B: 6 SF: 0 2B: 1 SAC: 0 3B: 0 DP: 2 HR: 1 HBP: 1						

PITCHER		IP	WLS	BF	H	R	ER	SO	BB	IBB	HBP	BLK	WP	HR	S	P	ERA	WHIP
24 Mark Langston, L ERA: 6.16	(1, 1)	3.2		17	7	2	2	4	1	0	0	0	0	0	39	72	4.91	2.182
Carlos Reyes, R ERA: 1.96	(4, 1)	3.1		10	0	0	0	3	0	0	1	0	0	0	25	42	0.00	0.000
Dan Miceli, R ERA: 3.62	(8, 1)	1.0	L	5	1	2	2	0	1	0	0	0	0	1	12	21	18.00	2.000

PITCHER	IP	WLS	BF	H	R	ER	SO	BB	IBB	HBP	BLK	WP	HR	S	P	ERA	WHIP

BOTTOM

San Diego Padres @ Houston Astros

Astrodome, Houston, TX

Sat May 23 1998, 8:05 PM EDT

Att. 36,281 - Dome - 72 F

livebaseballscorecards.com

AB	29
R	4
H	8
RBI	4
BB	2
SO	7
LOB	6

Batter	1	2	3	4	5	6	7	8	9	AB	R	H	RBI	BB	SO	LOB
Quilvio Veras, S (1, 4) OBP: 0.377, SLG: 0.310	P4		K		G4-3		G4-6-3 1B		FC6-4 1B 1-2f	5	0	1	0	0	1	1
Steve Finley, L (1, 8) OBP: 0.259, SLG: 0.347	HBP			E 1B	K		G4-6-3 1-2f		1-2 1B	4	1	2	0	0	1	1
Greg Vaughn, R (1, 7) OBP: 0.366, SLG: 0.616	P5			E FC5-2 1-2 1B	K		F7		P4	5	0	1	0	0	1	3
Ken Caminiti, S (1, 5) OBP: 0.344, SLG: 0.495	K			E8 FC5-2 1-3 2-H 1B		BB 1B BB		G4-6-3 1B		3	1	2	1	1	1	1
Ed Giovanola, L (8, PR) OBP: 0.324, SLG: 0.344 (8, 5)										0	0	0	0	0	0	0
Ruben Rivera, R (1, 9) OBP: 0.471, SLG: 0.462		BB G5-4-3		FC5-2 1B S 2-3 3-H		K		G4-6-3 1-2 1B		3	0	1	0	1	1	3
Carlos Hernandez, R (1, 2) OBP: 0.331, SLG: 0.388		G5-4-3 1-2f		BB 1-3 3-H 1B		BB 1-2 1B		G4-6-3 1-2f 2-3		3	0	2	1	0	0	1
Tony Gwynn, L (8, PH) OBP: 0.405, SLG: 0.536										1	0	0	0	0	0	2
Greg Myers, L (8, 2) OBP: 0.300, SLG: 0.390										0	0	0	0	0	0	0
Eddie Williams, R (1, 3) OBP: 0.231, SLG: 0.174		F8		BB 1-2		K		L6		2	0	0	0	1	1	2
Mark Sweeney, L (8, PH) OBP: 0.288, SLG: 0.288 (8, 3)										1	0	0	0	0	0	2
Chris Gomez, R (1, 6) OBP: 0.307, SLG: 0.306			F7	P2		BB 1-2 2-3			FC6-4 BB	2	0	0	0	2	0	3
Joey Hamilton, R (1, 1) OBP: 0.077, SLG: 0.077			K	K		B5-3			K	3	0	0	0	0	2	6
Brian Boehringer, S (7, 1)										0	0	0	0	0	0	0
Andy Sheets, R (9, PH) OBP: 0.299, SLG: 0.405										1	0	0	0	0	1	1
Inning Stats	R: 0 E: 0 K: 1 S: 12 H: 0 LOB: 1 BB: 0 P: 18	R: 0 E: 0 K: 0 S: 6 H: 0 LOB: 0 BB: 1 P: 12	R: 0 E: 0 K: 2 S: 8 H: 0 LOB: 0 BB: 0 P: 10	R: 2 E: 1 K: 1 S: 18 H: 4 LOB: 3 BB: 1 P: 29	R: 0 E: 0 K: 2 S: 9 H: 0 LOB: 0 BB: 0 P: 10	R: 0 E: 0 K: 2 S: 13 H: 1 LOB: 3 BB: 2 P: 24	R: 0 E: 0 K: 0 S: 7 H: 1 LOB: 0 BB: 0 P: 9	R: 0 E: 0 K: 0 S: 7 H: 2 LOB: 2 BB: 0 P: 10	R: 0 E: 0 K: 1 S: 16 H: 1 LOB: 2 BB: 1 P: 25	1B: 9 2B: 0 3B: 0 HR: 0	SF: 0 SAC: 0 DP: 3 HBP: 1						

PITCHER		IP	WLS	BF	H	R	ER	SO	BB	IBB	HBP	BLK	WP	HR	S	P	ERA	WHIP
Pete Schourek, L ERA: 3.26	(1, 1)	5.1	W	24	5	2	2	7	3	0	1	0	0	0	61	94	3.38	1.500
C.J. Nitkowski, L ERA: 3.52	(6, 1)	1.1		5	1	0	0	1	1	0	0	0	0	0	9	14	0.00	1.500
Doug Henry, R ERA: 2.35	(7, 1)	1.1		5	2	0	0	0	0	0	0	0	0	0	10	14	0.00	1.500
Billy Wagner, L ERA: 2.29	(9, 1)	1.0	S	5	1	0	0	1	1	0	0	0	0	0	16	25	0.00	2.000

PITCHER	IP	WLS	BF	H	R	ER	SO	BB	IBB	HBP	BLK	WP	HR	S	P	ERA	WHIP

TOP

San Diego Padres @ Houston Astros

Astrodome, Houston, TX

Sun May 24 1998, 8:05 PM EDT

Att. 25,701 - Dome - 72 F

livebaseballscorecards.com

AB	33
R	2
H	9
RBI	2
BB	5
SO	9
LOB	26

BOTTOM

Batter	1	2	3	4	5	6	7	8	9	AB	R	H	RBI	BB	SO	LOB
Craig Biggio, R (1, 4) OBP: 0.408, SLG: 0.534	C B S X 1-2 L8 ①		B X 1-0 L7 ②		B B B B 4-0 E FC6 FC4-6 BB		X 0-0 SH1 ① 2-3	B S C B F B X 3-2 G6-3 ③		3	1	0	0	1	0	1
Derek Bell, R (1, 9) OBP: 0.373, SLG: 0.519	B B S B X 3-1 1B		B B B B 4-0 1B 1-2 BB		B X 1-0 FC6 FC4-6 1-3 2-H		B F F B B B 4-2 3B BB			2	1	1	0	2	0	1
Bill Spiers, L (1, 5) OBP: 0.342, SLG: 0.356	C B B 1 SAFE F S 2-3 K ②		B X 1-0 1-2 2-3 1B		B C F X 1-2 FC4-6 ② 1B 1-2f 3-H 1B		X 0-0 1-H 3-H 3B			4	1	2	3	0	1	2
Moises Alou, R (1, 8) (6, 7) OBP: 0.409, SLG: 0.586	X 0-0 F8 ③		B B X 2-0 G5-3 ③		C 1 SAFE X 0-1 1-H 1B		B B I I 4-0 S IBB			3	0	1	1	1	0	4
35 Dave Clark, L (1, 7) OBP: 0.190, SLG: 0.105 C.J. Nitkowski, L (6, 1) Tim Bogar, R (7, 6) OBP: 0.236, SLG: 0.204		B B F F F X 2-2 F9 ①		B S F F B S 2-3 K ①	X 0-0 F7 ③		S B S F B B 1 SAFE F 1 SAFE 3-3 F F S 1-2 K ②			3 0 1	0 0 0	0 0 0	0 0 0	0 0 1	1 0 2	1 0 2
J.R. Phillips, L (1, 3) OBP: 0.333, SLG: 0.222		S B F F B C 2-3 K ②		B C F S 1-3 K2-3 ②		X 0-0 G4-3 ①	I I I 4-0 FC6-4 IBB			3	0	0	0	1	2	0
Ricky Gutierrez, R (1, 6) OBP: 0.383, SLG: 0.373 Doug Henry, R (7, 1) Billy Wagner, L (9, 1)	C B B F C 2-3 K ③		B C B C F F S 2-3 K ③		F X 0-1 G5-3 ② F C X 0-2 FC6-4 ③ 1-2f					3 1 0	0 0 0	0 0 0	0 0 0	0 0 0	2 0 0	0 3 0
Brad Ausmus, R (1, 2) OBP: 0.325, SLG: 0.326			B B X 2-0 F8 ①		B B X 2-0 SH2-4 FC6 1B	C B B B C X 3-2 G4-3 ③		X 0-0 CS 1B		4	1	2	0	0	0	0
Pete Schourek, L (1, 1) OBP: 0.200, SLG: 0.200 Richard Hidalgo, R (6, 8) OBP: 0.299, SLG: 0.393			X 0-0 1B BB 1B		B X 1-0 SH2-4 ① 1-2		C B C X 1-2 SH1 3B 2B	B 1 SAFE F F F P S 2-3 K ① ② 1-2		1 2	0 1	1 1	0 0	0 1	0 1	0 1
Inning Stats	R: 0 E: 0 K: 1 S: 9 H: 1 LOB: 1 BB: 0 P: 15	R: 0 E: 0 K: 2 S: 11 H: 0 LOB: 0 BB: 0 P: 17	R: 0 E: 0 K: 0 S: 5 H: 2 LOB: 3 BB: 1 P: 15	R: 0 E: 0 K: 3 S: 12 H: 0 LOB: 0 BB: 0 P: 17	R: 3 E: 1 K: 0 S: 9 H: 2 LOB: 1 BB: 1 P: 18	R: 0 E: 0 K: 0 S: 6 H: 0 LOB: 0 BB: 0 P: 9	R: 2 E: 0 K: 1 S: 17 H: 2 LOB: 3 BB: 3 P: 33	R: 0 E: 0 K: 1 S: 10 H: 1 LOB: 0 BB: 0 P: 14		1B: 6 2B: 1 3B: 1 HR: 0	SF: 0 SAC: 2 DP: 0 HBP: 0					

PITCHER	IP	WLS	BF	H	R	ER	SO	BB	IBB	HBP	BLK	WP	HR	S	P	ERA	WHIP
Joey Hamilton, R (1, 1) ERA: 5.14	6.1	L	31	7	5	2	6	3	1	0	0	0	0	59	107	2.84	1.579
Brian Boehringer, R (7, 1) ERA: 4.25	1.2		6	1	0	0	2	0	1	0	0	0	0	20	31	0.00	0.600

PITCHER	IP	WLS	BF	H	R	ER	SO	BB	IBB	HBP	BLK	WP	HR	S	P	ERA	WHIP

San Diego Padres @ Houston Astros

Astrodome, Houston, TX

Sun May 24 1998, 8:05 PM EDT

Att. 25,701 - Dome - 72 F

livebaseballscorecards.com

AB	30
R	5
H	8
RBI	4
BB	5
SO	8
LOB	15

WP: 0 PB: 0 SB: 1 CS: 1 PA: 37

Batter	1	2	3	4	5	6	7	8	9	AB	R	H	RBI	BB	SO	LOB
Quilvio Veras, S (1, 4) OBP: 0.369, SLG: 0.302	F9		G6-3			G5-3		K		4	0	0	0	0	1	0
Steve Finley, L (1, 8) OBP: 0.259, SLG: 0.354	K		G4-3			3B			F8	4	0	1	0	0	1	0
Tony Gwynn, L (1, 9) OBP: 0.402, SLG: 0.526	G4-3		G3			BB G6-4-3			K	3	0	0	0	1	1	0
Ken Caminiti, S (1, 5) OBP: 0.349, SLG: 0.491		HR BB		1B FC6-4		G6-4-3 1-2f			K	3	1	1	0	1	1	2
Greg Vaughn, R (1, 7) OBP: 0.366, SLG: 0.628		1-H HR		FC6-4 G5-4-3 1-2f			K			3	1	1	2	0	1	1
Carlos Hernandez, R (1, 2) OBP: 0.331, SLG: 0.387		1B FC6-4		C 1 SAFE X G5-4-3 1-2f			G5-3			3	0	1	0	0	0	1
Eddie Williams, R (1, 3) OBP: 0.207, SLG: 0.154		FC6-4 FC5-4 1-2f			P9		K2-3			3	0	0	0	0	1	1
Andy Sheets, R (1, 6) OBP: 0.292, SLG: 0.395 Mark Sweeney, L (8, PH) OBP: 0.283, SLG: 0.283 Chris Gomez, R (8, 6) OBP: 0.307, SLG: 0.306		FC5-4 1-2f			K			G3-1		2 1 0	0 0 0	0 0 0	0 0 0	0 0 0	1 0 0	1 0 0
Andy Ashby, R (1, 1) OBP: 0.074, SLG: 0.074		G5-3			K			K		3	0	0	0	0	2	1
Inning Stats	R: 0 E: 0 K: 1 S: 5 H: 0 LOB: 0 BB: 0 P: 8	R: 2 E: 0 K: 0 S: 13 H: 2 LOB: 1 BB: 1 P: 18	R: 0 E: 0 K: 0 S: 6 H: 0 LOB: 0 BB: 0 P: 10	R: 0 E: 0 K: 0 S: 10 H: 1 LOB: 0 BB: 0 P: 13	R: 0 E: 0 K: 2 S: 10 H: 0 LOB: 0 BB: 0 P: 14	R: 0 E: 0 K: 0 S: 5 H: 1 LOB: 1 BB: 1 P: 15	R: 0 E: 0 K: 2 S: 8 H: 0 LOB: 0 BB: 0 P: 11	R: 0 E: 0 K: 2 S: 9 H: 0 LOB: 0 BB: 0 P: 10	R: 0 E: 0 K: 2 S: 8 H: 0 LOB: 0 BB: 0 P: 10	1B: 2 2B: 0 3B: 1 HR: 1 SF: 0 SAC: 0 DP: 2 HBP: 0						

TOP

San Diego Padres @ Arizona Diamondbacks

Bank One Ballpark, Phoenix, AZ

Mon May 25 1998, 10:05 PM EDT

Att. 45,367 - Dome - 72 F

livebaseballscorecards.com

AB	29
R	2
H	4
RBI	2
BB	2
SO	9
LOB	7

WP: 0 PB: 0 SB: 0 CS: 0 PA: 31

PITCHER		IP	WLS	BF	H	R	ER	SO	BB	IBB	HBP	BLK	WP	HR	S	P	ERA	WHIP
Omar Daal, L ERA: 2.78	(1, 1)	7.0		25	4	2	2	5	2	0	0	0	0	1	57	89	2.57	0.857
Russ Springer, R ERA: 2.74	(8, 1)	1.0	W	3	0	0	0	2	0	0	0	0	0	0	9	10	0.00	0.000
Gregg Olson, R ERA: 3.22	(9, 1)	1.0	S	3	0	0	0	2	0	0	0	0	0	0	8	10	0.00	0.000

PITCHER	IP	WLS	BF	H	R	ER	SO	BB	IBB	HBP	BLK	WP	HR	S	P	ERA	WHIP

Batter	1	2	3	4	5	6	7	8	9	AB	R	H	RBI	BB	SO	LOB
Andy Fox, L (1, 5) OBP: 0.339, SLG: 0.373	B B C B X 3-1 ① P4	S B F B F C 2-3 ③ K			C B B X 2-1 ② P5			F F B F F X 1-2 ① G3		4	0	0	0	0	1	1
David Dellucci, L (1, 7) OBP: 0.344, SLG: 0.476	B X 1-0 ② G3-1		C B F F C 1-3 ① K		F F S 0-3 ③ K2-3			B X 1-0 E WP 1B		4	1	1	0	0	2	0
Devon White, S (1, 8) OBP: 0.344, SLG: 0.475	C X 0-1 2B 2B		S L B B F B B 4-2 S BB			C B S F X 1-2 ① G4-3		B F B 1 SAFE F B F X 3-2 ② G3 1-3		3	1	1	0	1	0	1
Travis Lee, L (1, 3) OBP: 0.353, SLG: 0.478	X 0-0 2-H 2B		S B 1 SAFE 1 SAFE B B S S X 3-2 ② L3 1-2			B C C S 1-3 ② K		I I I I 4-0 WP IBB		3	0	1	1	1	1	1
Jorge Fabregas, L (1, 2) OBP: 0.304, SLG: 0.287 Gregg Olson, R (9, 1) OBP: 0.500, SLG: 2.000	C B F F X 1-2 ③ G6-3		B B S F T B F X 3-2 ③ G4-3			F X 0-1 ③ G6-3		F F B F X 1-2 ③ G4-3 1-2 3-H		4 0	0 0	0 0	0 0	0 0	0 0	3 0
Jay Bell, R (1, 6) OBP: 0.330, SLG: 0.392		F B F B X 2-2 HR		F X 0-1 ① G5-3			X 0-0 L9 FC 2B			3	1	2	1	0	0	0
Brent Brede, L (1, 9) OBP: 0.293, SLG: 0.341		X 0-0 ① L3		B B X 2-0 ② P7			F X 0-1 ① L9 2-3			3	0	0	0	0	0	1
Andy Stankiewicz, R (1, 4) OBP: 0.250, SLG: 0.240		B X 1-0 ② L6		C F X 0-2 ③ G6-3			X 0-0 ② G5-3			3	0	0	0	0	0	1
Omar Daal, L (1, 1) OBP: 0.429, SLG: 0.200 Tony Batista, R (7, PH) OBP: 0.313, SLG: 0.317 Russ Springer, R (8, 1) Kelly Stinnett, R (9, 2) OBP: 0.360, SLG: 0.494		F X 0-1 1B			C S S 0-3 ① K		B F F S 1-3 ③ FC 3-H			2 1 0 0	0 0 0 0	1 0 0 0	0 0 0 0	0 0 0 0	1 0 0 0	0 1 0 0
Inning Stats	R: 1 E: 0 K: 0 S: 10 H: 2 LOB: 1 BB: 0 P: 15	R: 1 E: 0 K: 1 S: 11 H: 2 LOB: 1 BB: 0 P: 16	R: 0 E: 0 K: 1 S: 14 H: 0 LOB: 1 BB: 1 P: 25	R: 0 E: 0 K: 0 S: 6 H: 0 LOB: 0 BB: 0 P: 8	R: 0 E: 0 K: 2 S: 8 H: 0 LOB: 0 BB: 0 P: 10	R: 0 E: 0 K: 1 S: 9 H: 0 LOB: 0 BB: 0 P: 11	R: 0 E: 0 K: 0 S: 7 H: 1 LOB: 1 BB: 0 P: 8	R: 1 E: 1 K: 0 S: 15 H: 1 LOB: 1 BB: 1 P: 25		1B: 2 2B: 3 3B: 0 HR: 1 SF: 0 SAC: 0 DP: 0 HBP: 0						

PITCHER	IP	WLS	BF	H	R	ER	SO	BB	IBB	HBP	BLK	WP	HR	S	P	ERA	WHIP
Andy Ashby, R (1, 1) ERA: 2.49	8.0	L	32	6	3	2	6	1	1	0	0	1	1	80	118	2.25	0.875

PITCHER	IP	WLS	BF	H	R	ER	SO	BB	IBB	HBP	BLK	WP	HR	S	P	ERA	WHIP

BOTTOM

San Diego Padres @ Arizona Diamondbacks

Bank One Ballpark, Phoenix, AZ

Mon May 25 1998, 10:05 PM EDT

Att. 45,367 - Dome - 72 F

livebaseballscorecards.com

AB	30
R	3
H	6
RBI	2
BB	2
SO	5
LOB	9

San Diego Padres @ Arizona Diamondbacks

Bank One Ballpark, Phoenix, AZ

Tue May 26 1998, 10:05 PM EDT

Att. 41,204 - Unknown - 85 F

livebaseballscorecards.com

TOP

Batter	1	2	3	4	5	6	7	8	9	AB	R	H	RBI	BB	SO	LOB
Quilvio Veras, S (1, 4) OBP: 0.380, SLG: 0.313	3-2 1B SF9 1B	2-2 S 1B	4-0 SF9 1-2 2-3 3-H BB		0-0 BB 1-2 2B 1B		1-1 P6 ①		0-0 2B	4	2	3	1	1	0	0
Chris Gomez, R (7, 6) OBP: 0.311, SLG: 0.317										1	0	1	0	0	0	0
Steve Finley, L (1, 8) OBP: 0.261, SLG: 0.352	0-1 SF9 S 1-3 1B 1B	2-3 ③ K 1-2	1-2 ② SF9 1-2 2-3 3-H		4-1 1-2 2-3 2B BB		0-0 P8 ②		1-1 G3 ③	4	2	1	1	1	1	2
Ken Caminiti, S (1, 5) OBP: 0.354, SLG: 0.514	3-0 SF9 ① 1-3 3-H	0-0 1B 1B 2B K			0-0 1B 1-H 2-H 3-H 2B		1-0 G6-3 ③			3	1	2	4	0	1	2
Ed Giovanola, L (5, PR) OBP: 0.319, SLG: 0.338										1	1	0	0	0	0	0
(5, 5)																
Greg Vaughn, R (1, 7) OBP: 0.362, SLG: 0.616	1-2 ② P3		0-0 ① G1-3	0-0 ① G2-3	1-0 2-H 1B			2-3 ① K		5	0	1	1	0	1	2
Greg Myers, L (1, 2) OBP: 0.305, SLG: 0.391	2-1 FC5 1B 3-H 1B		2-1 1B 3B 2-3 1B	1-1 ② P7	1-1 ③ L9			0-0 ② F7		5	1	2	1	0	0	2
Mark Sweeney, L (1, 3) OBP: 0.308, SLG: 0.328	0-0 1-2 1B		0-0 1-2 3-H 3B 1B	2-0 ③ F7		0-1 2B		3-2 ③ F7		5	1	3	1	0	0	0
Ruben Rivera, R (1, 9) OBP: 0.455, SLG: 0.722	2-2 ③ FC5 2-3f		0-0 1-H 2-H BB 3B		1-0 ① G6-3	1-1 ① P4			0-0 HR	5	2	2	3	0	0	3
Andy Sheets, R (1, 6) OBP: 0.287, SLG: 0.376		0-0 ① L7	4-0 BB S SF9 IBB		2-1 ② P6	0-0 ② G5-3			1-0 ① P3	4	1	0	0	1	0	1
(7, 4)																
Kevin Brown, R (1, 1) OBP: 0.276, SLG: 0.286		1-3 ② K	4-0 SF9 BB 1-2 BB		1-1 BB 1B 2B 1B	0-3 ③ K			0-0 ② G5-3	3	1	1	0	1	2	1
Eddie Williams, R (9, PH) OBP: 0.200, SLG: 0.148										1	0	0	0	0	0	0
Carlos Reyes, S (9, 1)										0	0	0	0	0	0	0
Inning Stats	R: 2 E: 0 K: 0 S: 16 H: 4 LOB: 2 BB: 0 P: 27	R: 0 E: 0 K: 2 S: 10 H: 1 LOB: 1 BB: 0 P: 15	R: 5 E: 0 K: 1 S: 13 H: 4 LOB: 2 BB: 3 P: 28	R: 0 E: 0 K: 0 S: 4 H: 0 LOB: 0 BB: 0 P: 7	R: 4 E: 0 K: 0 S: 11 H: 4 LOB: 2 BB: 1 P: 21	R: 0 E: 0 K: 1 S: 8 H: 1 LOB: 1 BB: 0 P: 9	R: 0 E: 0 K: 0 S: 4 H: 0 LOB: 0 BB: 0 P: 6	R: 0 E: 0 K: 1 S: 8 H: 0 LOB: 0 BB: 0 P: 13	R: 1 E: 0 K: 0 S: 6 H: 2 LOB: 1 BB: 0 P: 8	1B: 10 2B: 4 3B: 1 HR: 1 SF: 2 SAC: 0 DP: 0 HBP: 0							

AB	41
R	12
H	16
RBI	12
BB	4
SO	5
LOB	13

WP: 0 PB: 0 SB: 3 CS: 0 PA: 47

PITCHER		IP	WLS	BF	H	R	ER	SO	BB	IBB	HBP	BLK	WP	HR	S	P	ERA	WHIP
Jeff Suppan, R ERA: 6.84	(1, 1)	2.1	L	17	9	7	7	2	0	1	0	0	0	0	33	54	27.00	3.857
Scott Brow, R ERA: 7.52	(3, 1)	2.1		13	3	4	4	1	3	0	0	0	0	0	18	39	15.43	2.571
Amaury Telemaco, R ERA: 3.44	(5, 1)	2.1		9	2	0	0	1	0	0	0	0	0	0	15	20	0.00	0.857
Felix Rodriguez, R ERA: 5.29	(8, 1)	1.0		3	0	0	0	1	0	0	0	0	0	0	8	13	0.00	0.000
Efrain Valdez, L ERA: 9.0	(9, 1)	1.0		5	2	1	1	0	0	0	0	0	0	1	6	8	9.00	2.000

PITCHER	IP	WLS	BF	H	R	ER	SO	BB	IBB	HBP	BLK	WP	HR	S	P	ERA	WHIP

Batter	1	2	3	4	5	6	7	8	9	AB	R	H	RBI	BB	SO	LOB
Andy Fox, L (1, 5) OBP: 0.344, SLG: 0.377	C C X 0-2 G6-4-3 1B		S S B B X 2-2 1B 1B		X 0-0 ③ P6			F X 0-1 ① L9		4	0	2	0	0	0	0
Brent Brede, L (1, 9) (8, 3) OBP: 0.299, SLG: 0.353	X 0-0 ① ② G6-4-3 1-2f		C X 0-1 1-2 1B			X 0-0 ① G4-3		F B B B X 3-1 1B FC4-6 2B		4	1	2	0	0	0	1
Devon White, S (1, 8) OBP: 0.344, SLG: 0.473 Yamil Benitez, R (7, 7) OBP: 0.244, SLG: 0.329	B B B C X 3-1 1B		C B X 1-1 ③ G4-3			X 0-0 ② G6-3		C S B X 1-2 FC4-6 2-3 1B		3 1	0 0	1 1	0 0	0 0	0 0	2 0
Travis Lee, L (1, 3) OBP: 0.348, SLG: 0.470 Felix Rodriguez, R (8, 1) Jorge Fabregas, L (8, PH) OBP: 0.302, SLG: 0.284 Efrain Valdez, L (9, 1)	C X 0-1 ③ G3			S S S 0-3 ① K		C F S 0-3 ③ K		B X 1-0 ② FC4-6 1-2f 3-H		3 0 1 0	0 0 0 0	0 0 0 0	0 0 1 0	0 0 0 0	2 0 0 0	1 0 1 0
David Dellucci, L (1, 7) (7, 8) OBP: 0.340, SLG: 0.459		B X 1-0 ① G4-3		X 0-0 ② G4-3			C F B B B F B 4-2 1B 1B BB	B B B C F S 3-3 ③ K		3	0	0	0	1	1	1
Jay Bell, R (1, 6) OBP: 0.332, SLG: 0.393 Amaury Telemaco, R (5, 1) OBP: 0.143, SLG: 0.143 Damian Miller, R (7, PH) (8, 9) OBP: 0.500, SLG: 0.444		B C C F S 1-3 ② K		B X 1-0 1B			B X 1-0 1B 1-2 1B		B X 1-0 G6-4-3 1B	2 0 2	0 0 0	1 0 2	0 0 0	0 0 0	1 0 0	0 0 0
Kelly Stinnett, R (1, 2) OBP: 0.344, SLG: 0.469		B B X 2-0 ③ G4-3		F X 0-1 ③ G6-3			B X 1-0 ① P7		B S S F S 1-3 ① K	4	0	0	0	0	1	4
Andy Stankiewicz, R (1, 4) OBP: 0.250, SLG: 0.240			B B X 2-0 ① G4-3		C F B B C 1-3 ① K		F C F B X 1-2 1-2 2-3 G4-6-3 1B		X 0-0 ② ③ G6-4-3 1-2f	4	0	1	0	0	1	1
Jeff Suppan, R (1, 1) OBP: 0.294, SLG: 0.250 Scott Brow, R (3, 1) Tony Batista, R (5, 6) OBP: 0.300, SLG: 0.302			C B F F S 1-3 ② K		B X 1-0 ② G4-3		B X 1-0 ② ③ G4-6-3 1-2f			0 1 2	0 0 0	0 0 0	0 0 0	0 1 0	0 0 0	0 0 3
Inning Stats	R: 0 E: 0 K: 0 S: 8 H: 2 LOB: 1 BB: 0 P: 11	R: 0 E: 0 K: 1 S: 6 H: 0 LOB: 0 BB: 0 P: 10	R: 0 E: 0 K: 1 S: 12 H: 2 LOB: 2 BB: 0 P: 18	R: 0 E: 0 K: 1 S: 7 H: 1 LOB: 1 BB: 0 P: 8	R: 0 E: 0 K: 1 S: 6 H: 0 LOB: 0 BB: 0 P: 8	R: 0 E: 0 K: 1 S: 5 H: 0 LOB: 0 BB: 0 P: 5	R: 0 E: 0 K: 0 S: 10 H: 2 LOB: 2 BB: 1 P: 18	R: 1 E: 0 K: 1 S: 11 H: 2 LOB: 1 BB: 0 P: 19	R: 0 E: 0 K: 1 S: 6 H: 1 LOB: 0 BB: 0 P: 8	1B: 9 2B: 1 3B: 0 HR: 0	SF: 0 SAC: 0 DP: 3 HBP: 0				WP: 0 PB: 0 SB: 0 CS: 0	PA: 35	

PITCHER		IP	WLS	BF	H	R	ER	SO	BB	IBB	HBP	BLK	WP	HR	S	P	ERA	WHIP
Kevin Brown, R ERA: 2.39	(1, 1)	8.0	W	32	9	1	1	6	1	0	0	0	0	0	65	97	1.12	1.250
Carlos Reyes, R ERA: 1.88	(9, 1)	1.0		3	1	0	0	1	0	0	0	0	0	0	6	8	0.00	1.000

PITCHER	IP	WLS	BF	H	R	ER	SO	BB	IBB	HBP	BLK	WP	HR	S	P	ERA	WHIP

BOTTOM

San Diego Padres @ Arizona Diamondbacks

Bank One Ballpark, Phoenix, AZ

Tue May 26 1998, 10:05 PM EDT

Att. 41,204 - Unknown - 85 F

livebaseballscorecards.com

AB	34
R	1
H	10
RBI	1
BB	1
SO	7
LOB	14

Batter	1	2	3	4	5	6	7	8	9	AB	R	H	RBI	BB	SO	LOB
Quilvio Veras, S (1, 4) OBP: 0.386, SLG: 0.323	F B B F B C 3-3 ① K		C B B B F B X 3-2 G3 1B		B B C C X 2-2 1-3 3B 2B		B B B 4-0 BLK 2B BB	X 0-0 ① B1		4	2	2	0	1	1	2
Steve Finley, L (1, 8) OBP: 0.268, SLG: 0.372	B C X 1-1 2B 1B		C B X 1-1 ② G3 1-2		B X 1-0 2-H 3-H SF8 3B		1 SAFE 1 SAFE C B B F X 2-2 1-H E 2B	C S B B S 2-3 ② K		5	3	3	3	0	1	3
Tony Gwynn, L (1, 9) OBP: 0.404, SLG: 0.534	1 SAFE X 0-0 1-H 2B		B C F F F B X 2-2 ③ G3		B B X 2-0 ① SF8 3-H		F X 0-1 E9 FC6-5 2-H 1B	B F B F X 2-2 ③ L1		3	0	2	3	0	0	1
Ruben Rivera, R (7, PR) OBP: 0.435, SLG: 0.684 (7, 9)										1	0	0	0	0	0	2
Ken Caminiti, S (1, 5) OBP: 0.343, SLG: 0.496	S X 0-1 ② F8			C X 0-1 ① G3-1	C B S B S 2-3 ② K		C B F F X 1-2 ① FC6-5 G3 BB 2-3		L C X 0-2 ① G1-3	4	0	0	0	0	1	2
Ed Giovanola, L (7, PR) OBP: 0.315, SLG: 0.333 (7, 5)										1	0	0	0	0	0	0
Greg Vaughn, R (1, 7) OBP: 0.367, SLG: 0.619	F X 0-1 ③ G5-3			S X 0-1 2B	X 0-0 ③ L5		B B B F S B 4-2 G3 1-2 BB		B C B B F X 3-2 BB 1B	4	0	2	0	1	0	1
Mark Sweeney, L (1, 3) OBP: 0.300, SLG: 0.306		S X 0-1 ① B2-3		B C C B S 2-3 ② K	X 0-0 ① 4-3		B S B B B C F X 3-2 ② G3 1-2 2-3		1 SAFE B 1 SAFE F B 1 SAFE B 1 SAFE B 4-1 1-2 BB	4	0	0	0	1	1	3
Greg Myers, L (1, 2) OBP: 0.303, SLG: 0.378		B X 1-0 ② P7		B B F B B 4-1 BB	X 0-0 ② G4-3	X 0-0 ③ G6-3		B X 1-0 ② P4		3	0	0	0	1	0	3
Brian Boehringer, S (7, 1)										0	0	0	0	0	0	0
Trevor Hoffman, R (8, 1)										1	0	0	0	0	0	2
Chris Gomez, R (1, 6) OBP: 0.314, SLG: 0.327		F S B F B F X 2-2 ③ P7		B S B X 2-1 ③ F9		B F B X 2-1 2B		X 0-0 1B 1B	B X 1-0 ③ G1-3	5	0	2	0	0	0	4
Sterling Hitchcock, L (1, 1) OBP: 0.364, SLG: 0.364			C X 0-1 ① G6-3		C B F S 1-3 K 2B 3B		B B S F S S 2-3 ③ K	B 1 SAFE B 1 SAFE X 2-0 1-2 1B		1	0	0	0	0	0	0
Eddie Williams, R (5, PH) OBP: 0.194, SLG: 0.143										1	1	0	0	0	1	0
Donne Wall, R (5, 1) OBP: 0.400, SLG: 0.400										1	0	0	0	0	1	1
Carlos Hernandez, R (7, 2) OBP: 0.336, SLG: 0.392										1	0	1	0	0	0	0
Inning Stats	R: 1 E: 0 K: 1 S: 10 H: 2 LOB: 1 BB: 0 P: 14	R: 0 E: 0 K: 0 S: 8 H: 0 LOB: 0 BB: 0 P: 11	R: 0 E: 0 K: 0 S: 13 H: 1 LOB: 1 BB: 0 P: 19	R: 0 E: 0 K: 1 S: 10 H: 1 LOB: 2 BB: 1 P: 18	R: 3 E: 0 K: 2 S: 12 H: 2 LOB: 0 BB: 0 P: 20	R: 0 E: 0 K: 1 S: 7 H: 1 LOB: 1 BB: 0 P: 11	R: 2 E: 1 K: 0 S: 16 H: 2 LOB: 3 BB: 2 P: 30	R: 0 E: 0 K: 1 S: 9 H: 2 LOB: 2 BB: 0 P: 15	R: 0 E: 0 K: 0 S: 9 H: 1 LOB: 2 BB: 1 P: 18	1B: 6 2B: 5 3B: 1 HR: 0 SF: 1 SAC: 0 DP: 0 HBP: 0						

San Diego Padres @ Arizona Diamondbacks

Bank One Ballpark, Phoenix, AZ

Wed May 27 1998, 10:05 PM EDT

Att. 42,844 - Unknown - 87 F

TOP

livebaseballscorecards.com

AB	39
R	6
H	12
RBI	6
BB	4
SO	6
LOB	24

WP: 1 PB: 0 SB: 0 CS: 0 PA: 44

PITCHER		IP	WLS	BF	H	R	ER	SO	BB	IBB	HBP	BLK	WP	HR	S	P	ERA	WHIP
Andy Benes, R ERA: 4.41	(1, 1)	6.0	L	27	7	4	4	5	1	0	0	0	1	0	60	93	6.00	1.333
Clint Sodowsky, R ERA: 6.66	(7, 1)	1.0		7	2	2	2	0	2	0	0	1	0	0	16	30	18.00	4.000
Efrain Valdez, L ERA: 5.4	(8, 1)	0.2		4	2	0	0	1	0	0	0	0	0	0	6	10	0.00	3.000
Felix Rodriguez, R ERA: 4.91	(8, 1)	1.1		6	1	0	0	0	1	0	0	0	0	0	12	23	0.00	1.500

PITCHER	IP	WLS	BF	H	R	ER	SO	BB	IBB	HBP	BLK	WP	HR	S	P	ERA	WHIP

Batter	1	2	3	4	5	6	7	8	9	AB	R	H	RBI	BB	SO	LOB
David Dellucci, L (1, 7) OBP: 0.333, SLG: 0.438	C B B X 2-1 L8 ①	C B S B X 2-2 P6 ②		B C B B F F X 3-2 P6 ②		S S X 0-2 G1-3 ① 1-2		F B B C B B 4-2 1B BB		4	0	0	0	1	0	4
Devon White, S (1, 8) OBP: 0.341, SLG: 0.464	C B S F B X 2-2 F6 ②	X 0-0 P3 ③		X 0-0 E5 2-H		B S B B S B 4-2 G4-6-3 BB		B C C B T 2-2 K ②		4	0	0	0	1	1	3
Travis Lee, L (1, 3) OBP: 0.349, SLG: 0.479	C B X 1-1 2B 3B		B C X 1-1 G4-3 ①	B B C F S 2-3 K ③		B B X 2-0 G4-6-3 ② ③ 1-2f		C B B X 2-1 1-2 1B		5	1	2	0	0	1	3
Matt Williams, R (1, 5) OBP: 0.325, SLG: 0.483	B B F F B B 4-2 2B BB		F B X 1-1 P7 ②		X 0-0 G5-3 ①		B X 1-0 HR	X 0-0 P9 ③		4	1	1	1	1	0	2
Jay Bell, R (1, 6) OBP: 0.333, SLG: 0.399	B X 1-0 ③ 1-H 3-H 2B		C B X 1-1 1B 1B		B C S S 1-3 K ②		C B C F S 1-3 K ①		B S B B F C 3-3 K ①	5	0	2	1	0	3	0
Damian Miller, R (1, 2) OBP: 0.533, SLG: 0.571		C B X 1-1 2B 2B	1 SAFE X 0-0 1-2 1B		B B F F X 2-2 BB 1B		C C F B B X 2-2 P4 ②		X 0-0 G5-3 ②	5	1	3	0	0	0	0
Yamil Benitez, R (1, 9) OBP: 0.256, SLG: 0.329 Brent Brede, L (9, PH) OBP: 0.303, SLG: 0.357	F S X 0-2 G3 ①	B C X 1-1 L9 ③		B B F C B F B 4-2 1-2 BB		F S B X 1-2 1B		S S S B B F X 2-2 1B		3 1	0 0	1 1	0 0	1 0	0 0	3 0
Tony Batista, R (1, 4) OBP: 0.321, SLG: 0.348 Clint Sodowsky, L (7, 1) Jorge Fabregas, L (7, PH) OBP: 0.299, SLG: 0.282 Efrain Valdez, L (8, 1) Felix Rodriguez, R (8, 1) Kelly Stinnett, R (9, PH) OBP: 0.341, SLG: 0.463	B X 1-0 1B 2-H 2B			B X 1-0 SH1-4 E 1B	C B F F B F F B F 3-2 F X G5-3 ③		B B X 2-0 G4-3 ③	C B F F S 1-3 K ③		3 0 1 0 0 1	1 0 0 0 0 0	2 0 0 0 0 1	1 0 0 0 0 1	0 0 0 0 0 0	0 0 1 0 0 1	2 0 1 0 0 1
Andy Benes, R (1, 1) OBP: 0.240, SLG: 0.348 Andy Fox, L (6, PH) OBP: 0.346, SLG: 0.379 (7, 4)	S F X 0-2 2-3 1B			1 SAFE B X 1-0 SH1-4 ① 1-2		B X 1-0 G1-3 1B		B F F F F B S 2-3 K ①		1 2	0 0	1 1	0 0	0 0	0 1	0 0
Inning Stats	R: 1 E: 0 K: 0 S: 11 H: 2 LOB: 2 BB: 1 P: 21	R: 1 E: 0 K: 0 S: 13 H: 3 LOB: 2 BB: 0 P: 17	R: 0 E: 0 K: 0 S: 9 H: 2 LOB: 2 BB: 0 P: 13	R: 1 E: 1 K: 1 S: 10 H: 1 LOB: 1 BB: 0 P: 17	R: 0 E: 0 K: 1 S: 18 H: 1 LOB: 2 BB: 1 P: 28	R: 0 E: 0 K: 0 S: 7 H: 1 LOB: 1 BB: 1 P: 14	R: 1 E: 0 K: 1 S: 13 H: 2 LOB: 1 BB: 0 P: 20	R: 0 E: 0 K: 2 S: 13 H: 1 LOB: 2 BB: 1 P: 23	R: 0 E: 0 K: 2 S: 11 H: 1 LOB: 1 BB: 0 P: 17	1B: 9 2B: 3 3B: 1 HR: 1	SF: 0 SAC: 1 DP: 1 HBP: 0					

BOTTOM

San Diego Padres @ Arizona Diamondbacks

Bank One Ballpark, Phoenix, AZ

Wed May 27 1998, 10:05 PM EDT

Att. 42,844 - Unknown - 87 F

livebaseballscorecards.com

AB	39
R	4
H	14
RBI	3
BB	4
SO	7
LOB	19

WP: 0 PB: 0 SB: 0 CS: 0 — PA: 44

PITCHER		IP	WLS	BF	H	R	ER	SO	BB	IBB	HBP	BLK	WP	HR	S	P	ERA	WHIP
Sterling Hitchcock, L ERA: 4.05	(1, 1)	4.0		21	8	3	2	1	1	0	0	0	0	0	43	68	4.50	2.250
Donne Wall, R ERA: 2.31	(5, 1)	2.0	W	9	2	0	0	1	2	0	0	0	0	0	25	42	0.00	2.000
Brian Boehringer, R ERA: 4.31	(7, 1)	1.2		9	3	1	1	3	1	0	0	0	0	1	25	42	5.40	2.400
Trevor Hoffman, R ERA: 1.13	(8, 1)	1.1	S	5	1	0	0	2	0	0	0	0	0	0	12	18	0.00	0.750

PITCHER	IP	WLS	BF	H	R	ER	SO	BB	IBB	HBP	BLK	WP	HR	S	P	ERA	WHIP

Batter	1	2	3	4	5	6	7	8	9	AB	R	H	RBI	BB	SO	LOB
Ron Gant, R (1, 7) OBP: 0.284, SLG: 0.467	F3		FC5-4 BB 1-2f		K			BB 2B 1-2 BB	K	4	1	0	0	1	2	1
Delino DeShields, L (1, 4) OBP: 0.405, SLG: 0.485	K		BB 1-2			G4-3		2B 1B 1-2 2-3 BB	E5 HR	3	2	0	0	2	1	0
Mark McGwire, R (1, 3) OBP: 0.496, SLG: 0.844 Kent Bottenfield, R (9, 1) Lance Painter, L (9, 1) OBP: 1.000, SLG: 1.000	BB		K		K	K		1B 1-3 2-H 3-H 2B	HR 2-H	4 0 0	2 0 0	2 0 0	4 0 0	1 0 0	2 0 0	2 0 0
Ray Lankford, L (1, 8) OBP: 0.415, SLG: 0.500	K			K		G6-3		1B 1B IBB	1B	4	1	1	0	1	2	1
Brian Jordan, R (1, 9) OBP: 0.410, SLG: 0.637		G4-3		FC4-6 1B			G4-3	K	F9	5	0	1	0	0	1	4
John Mabry, L (1, 5) (9, 3) OBP: 0.369, SLG: 0.450		G3		FC4-6 FC6-4 1-2f			K	1B 1-3 2-H 3-H 1B	G1-3	5	1	1	2	0	1	2
Royce Clayton, R (1, 6) OBP: 0.316, SLG: 0.309		K		FC6-4 1-2f			K	BB 1B 2-H 3-H		4	0	1	2	0	2	1
Tom Pagnozzi, R (1, 2) OBP: 0.265, SLG: 0.242			FC1-6 1B 1-1		K			K BB 1-3		3	0	1	0	1	2	0
Mark Petkovsek, R (1, 1) OBP: 0.385, SLG: 0.417 Luis Ordaz, R (9, 5)			FC1-6 FC5-4 1-2f		F9			BB BB 2B 1B	F8	4 0	1 0	1 0	0 0	0 0	0 0	3 0
Inning Stats	R: 0 E: 0 K: 2 S: 11 H: 0 LOB: 1 BB: 1 P: 21	R: 0 E: 0 K: 1 S: 9 H: 0 LOB: 0 BB: 0 P: 11	R: 0 E: 0 K: 1 S: 8 H: 1 LOB: 2 BB: 1 P: 13	R: 0 E: 0 K: 1 S: 9 H: 1 LOB: 1 BB: 0 P: 12	R: 0 E: 0 K: 2 S: 8 H: 0 LOB: 0 BB: 0 P: 12	R: 0 E: 0 K: 1 S: 5 H: 0 LOB: 0 BB: 0 P: 9	R: 0 E: 0 K: 2 S: 9 H: 0 LOB: 0 BB: 0 P: 10	R: 6 E: 0 K: 2 S: 22 H: 4 LOB: 2 BB: 4 P: 40	R: 2 E: 1 K: 1 S: 14 H: 2 LOB: 1 BB: 0 P: 19	1B: 6 2B: 1 3B: 0 HR: 1	SF: 0 SAC: 0 DP: 0 HBP: 0						

PITCHER		IP	WLS	BF	H	R	ER	SO	BB	IBB	HBP	BLK	WP	HR	S	P	ERA	WHIP
Joey Hamilton, R ERA: 5.23	(1, 1)	7.1	L	31	4	5	5	11	4	1	0	0	0	0	69	111	6.14	1.091
Brian Boehringer, R ERA: 4.5	(8, 1)	0.2		5	2	1	1	1	1	0	0	0	0	0	12	17	13.50	4.500
Dan Miceli, R ERA: 3.81	(9, 1)	1.0		6	2	2	1	1	0	0	0	0	0	1	14	19	9.00	2.000

PITCHER	IP	WLS	BF	H	R	ER	SO	BB	IBB	HBP	BLK	WP	HR	S	P	ERA	WHIP

TOP

St. Louis Cardinals @ San Diego Padres

Qualcomm Stadium, San Diego, CA

Fri May 29 1998, 10:05 PM EDT

Att. 36,648 - Cloudy - 64 F

livebaseballscorecards.com

AB	36
R	8
H	8
RBI	8
BB	6
SO	13
LOB	14

1B: 6	SF: 0	WP: 0	PA: 42
2B: 1	SAC: 0	PB: 0	
3B: 0	DP: 0	SB: 0	
HR: 1	HBP: 0	CS: 0	

Batter	1	2	3	4	5	6	7	8	9	AB	R	H	RBI	BB	SO	LOB
Quilvio Veras, S (1, 4) OBP: 0.383, SLG: 0.318	C B F C 1-3 K			B X 1-0 F9		B B F B B 4-1 1-2 BB		B B B C F X 3-2 G4-3		3	0	0	0	1	1	0
Dan Miceli, R (9, 1) OBP: 1.000, SLG: 1.000										0	0	0	0	0	0	0
Steve Finley, L (1, 8) OBP: 0.272, SLG: 0.372	C F B B B F X 3-2 CS 1B			B B B C X 3-1 G3-1		C B C X 1-2 F8			B F B F F B F B 4-2 F9 BLK 1B BB	3	1	1	0	1	0	2
Tony Gwynn, L (1, 9) OBP: 0.396, SLG: 0.522	B S F S 1-3 K 1-2			C B F B X 2-2 G4-3			X 0-0 F7		B F F X 1-2 F9 1-3	4	0	0	0	0	1	2
Ken Caminiti, S (1, 5) OBP: 0.341, SLG: 0.487		B B F C C 2-3 K			B B B X 3-0 G4-3		F C F S 0-3 K		C B B B F F F X 3-2 HR 3-H 1B	4	1	1	1	0	2	0
Greg Vaughn, R (1, 7) OBP: 0.374, SLG: 0.637		B S B X 2-1 P4			S B B B F F F X 3-2 G4-6-3 1B		F F B B X 2-2 BB 1B		S C B X 1-2 1-H HR	4	1	3	2	0	0	0
Wally Joyner, L (1, 3) OBP: 0.396, SLG: 0.510		B B X 2-0 F7			B B C B X 3-1 G4-6-3 1-2f		B B B C B 4-1 1-2 BB		B C X 1-1 G6-3	3	0	0	0	1	0	1
Carlos Hernandez, R (1, 2) OBP: 0.326, SLG: 0.379			B C B B F F F S 3-3 K			C B F B X 2-2 G6-3	B C F X 1-2 G4-3		F F B X 1-2 G6-3	4	0	0	0	0	1	2
Chris Gomez, R (1, 6) OBP: 0.309, SLG: 0.320			X 0-0 G6-3			X 0-0 F9		C X 0-1 G6-3		3	0	0	0	0	0	0
Joey Hamilton, R (1, 1) OBP: 0.107, SLG: 0.107			B X 1-0 F7			B X 1-0 BB 1B		X 0-0 G3		2	0	1	0	0	0	0
Brian Boehringer, S (8, 1)										0	0	0	0	0	0	0
Ed Giovanola, L (8, PH) OBP: 0.311, SLG: 0.328										1	0	0	0	0	0	0
(9, 4)																

Inning Stats	1	2	3	4	5	6	7	8	9
	R: 0 H: 1 E: 0 LOB: 0 K: 2 BB: 0 S: 10 P: 15	R: 0 H: 0 E: 0 LOB: 0 K: 1 BB: 0 S: 6 P: 12	R: 0 H: 0 E: 0 LOB: 0 K: 1 BB: 0 S: 7 P: 11	R: 0 H: 0 E: 0 LOB: 0 K: 0 BB: 0 S: 6 P: 12	R: 0 H: 1 E: 0 LOB: 0 K: 0 BB: 0 S: 9 P: 18	R: 0 H: 1 E: 0 LOB: 2 K: 0 BB: 1 S: 9 P: 17	R: 0 H: 1 E: 0 LOB: 2 K: 1 BB: 1 S: 12 P: 19	R: 0 H: 0 E: 0 LOB: 0 K: 0 BB: 0 S: 6 P: 9	R: 3 H: 2 E: 0 LOB: 0 K: 0 BB: 1 S: 21 P: 32

PITCHER		IP	WLS	BF	H	R	ER	SO	BB	IBB	HBP	BLK	WP	HR	S	P	ERA	WHIP
Mark Petkovsek, R ERA: 4.19	(1, 1)	8.0	W	28	4	0	0	5	2	0	0	0	0	0	65	113	0.00	0.750
Kent Bottenfield, R ERA: 6.04	(9, 1)	0.1		4	2	3	3	0	1	0	0	1	0	1	16	25	81.00	9.000
Lance Painter, L ERA: 4.6	(9, 1)	0.2		2	0	0	0	0	0	0	0	0	0	0	5	7	0.00	0.000

PITCHER	IP	WLS	BF	H	R	ER	SO	BB	IBB	HBP	BLK	WP	HR	S	P	ERA	WHIP

BOTTOM

St. Louis Cardinals @ San Diego Padres

Qualcomm Stadium, San Diego, CA

Fri May 29 1998, 10:05 PM EDT
Att. 36,648 - Cloudy - 64 F

livebaseballscorecards.com

AB	31
R	3
H	6
RBI	3
BB	3
SO	5
LOB	7

1B: 5	SF: 0	WP: 0	PA: 34
2B: 0	SAC: 0	PB: 0	
3B: 0	DP: 1	SB: 0	
HR: 1	HBP: 0	CS: 1	

Batter	1	2	3	4	5	6	7	8	9	AB	R	H	RBI	BB	SO	LOB
Willie McGee, S (1, 7) OBP: 0.319, SLG: 0.352	S C F F F S 0-3 ① K		S B F X 1-2 ① G6-3	X 0-0 ③ G3-1			F S X 0-2 ① FC6-4 G3-6-1 1-2f			4	0	0	0	0	1	2
Delino DeShields, L (1, 4) OBP: 0.407, SLG: 0.486	B F F F X 1-2 ② P6		X 0-0 BB 1B 1B		C X 0-1 CS 1B		X 0-0 ②③ G3-6-1 1-2f			4	1	2	0	0	0	1
Mark McGwire, R (1, 3) OBP: 0.496, SLG: 0.853	F X 0-1 HR		C 1 SAFE B B C 1 SAFE B B 4-2 1B 1-2 BB		X 0-0 ① F9			B B B C S C 3-3 ① K		3	1	1	1	1	1	1
Ray Lankford, L (1, 8) OBP: 0.417, SLG: 0.503	C F B F B F B B 4-2 BB		X 0-0 ② F7		B B B C X 3-1 ② 1-2 2B			X 0-0 ② F9		3	0	1	0	1	0	2
Brian Jordan, R (1, 9) OBP: 0.407, SLG: 0.628	X 0-0 ③ G5-3		X 0-0 1-2 2-H 1B		X 0-0 ③ G6-3			C B X 1-1 ③ F8		4	0	1	1	0	0	2
John Mabry, L (1, 5) OBP: 0.365, SLG: 0.438		B F B F B B 4-2 G6-4-3 BB	B F F F X 1-2 ③ F7			F X 0-1 ① G4-3			B B X 2-0 ① G4-3	3	0	0	0	1	0	2
Royce Clayton, R (1, 6) OBP: 0.315, SLG: 0.307		B 1 SAFE X 1-0 ①② G6-4-3 1-2f		B X 1-0 ① F7		X 0-0 G6-4-3 1B			F B X 1-1 ② F9	4	0	1	0	0	0	1
Tom Pagnozzi, R (1, 2) OBP: 0.264, SLG: 0.242		B X 1-0 1B		B C C X 1-2 ② G5-3		1 SAFE C X 0-1 ②③ G6-4-3 1-2f			X 0-0 ③ F8	4	0	1	0	0	0	1
Juan Acevedo, R (1, 1) OBP: 0.500, SLG: 0.750		X 0-0 ③ F9		B B X 2-0 2B			B F B F X 2-2 FC6-4 1B			2	0	1	0	0	0	1
John Frascatore, R (6, 1) OBP: 0.333, SLG: 0.333										1	0	1	0	0	0	0
Curtis King, R (8, 1)										0	0	0	0	0	0	0
Lance Painter, L (8, 1) OBP: 1.000, SLG: 1.000										0	0	0	0	0	0	0
Jeff Brantley, R (9, 1)										0	0	0	0	0	0	0
Inning Stats	R: 1 E: 0 K: 1 S: 17 H: 1 LOB: 1 BB: 1 P: 22	R: 0 E: 0 K: 0 S: 5 H: 1 LOB: 1 BB: 1 P: 11	R: 1 E: 0 K: 0 S: 12 H: 2 LOB: 2 BB: 1 P: 18	R: 0 E: 0 K: 0 S: 6 H: 1 LOB: 1 BB: 0 P: 10	R: 0 E: 0 K: 0 S: 6 H: 2 LOB: 1 BB: 0 P: 9	R: 0 E: 0 K: 0 S: 5 H: 1 LOB: 0 BB: 0 P: 5	R: 0 E: 0 K: 0 S: 7 H: 1 LOB: 0 BB: 0 P: 9	R: 0 E: 0 K: 1 S: 6 H: 0 LOB: 0 BB: 0 P: 10	R: 0 E: 0 K: 0 S: 4 H: 0 LOB: 0 BB: 0 P: 7	1B: 6 2B: 2 3B: 0 HR: 1 SF: 0 SAC: 0 DP: 3 HBP: 0						

PITCHER		IP	W	L	S	BF	H	R	ER	SO	BB	IBB	HBP	BLK	WP	HR	P	ERA	WHIP
Andy Ashby, R ERA: 2.44	(1, 1)	9.0	W			35	9	2	2	2	3	0	0	0	0	1	101	2.00	1.333

PITCHER		IP	W	L	S	BF	H	R	ER	SO	BB	IBB	HBP	BLK	WP	HR	P	ERA	WHIP

TOP

St. Louis Cardinals @ San Diego Padres

Qualcomm Stadium, San Diego, CA

Sat May 30 1998, 10:05 PM EDT

Att. 54,089 - Unknown - 67 F

livebaseballscorecards.com

AB	32
R	2
H	9
RBI	2
BB	3
SO	2
LOB	13

Batter	1	2	3	4	5	6	7	8	9	AB	R	H	RBI	BB	SO	LOB
Quilvio Veras, S (1, 4) OBP: 0.383, SLG: 0.316	C C C 0-3 ① K		F X 0-1 ③ G4-3		B F F B F B B 4-2 BB			C B C F B B X 3-2 ① G3-1	B B B C F F X 3-2 1-2 3-H 1B	4	0	1	1	1	1	0
Steve Finley, L (1, 8) OBP: 0.276, SLG: 0.374	X 0-0 ② F7			C X 0-1 G6-3 1B	F B F S 1-3 ③ K			X 0-0 G1 2B 1B		4	1	2	0	0	1	2
Tony Gwynn, L (1, 9) OBP: 0.398, SLG: 0.533	C X 0-1 2B			B X 1-0 ① G6-3 1-2		C X 0-1 2B		C B 1 X SAFE 1-1 ② G1 1-2		4	0	2	0	0	0	2
Ken Caminiti, S (1, 5) OBP: 0.338, SLG: 0.488 Ed Giovanola, L (8, PR) OBP: 0.311, SLG: 0.328 (9, 5)	X 0-0 ③ F8			F B F X 1-2 ② G3		F T C 0-3 ① K		X 0-0 2-H 2B		4 0	0 0	1 0	1 0	0 0	1 0	3 0
Greg Vaughn, R (1, 7) OBP: 0.372, SLG: 0.628		B B S T F B X 3-2 ① P4		F F B S 1-3 ③ K		B B S X 2-1 ② G6-3		I I I I 4-0 FC6 IBB		3	0	0	0	1	1	2
Wally Joyner, L (1, 3) OBP: 0.393, SLG: 0.503		X 0-0 G4-6-3 1B			F B B X 2-1 ① G4-3	X 0-0 ③ F8		B B C B X 3-1 ③ FC6 1-2f		4	0	1	0	0	0	3
Greg Myers, L (1, 2) OBP: 0.304, SLG: 0.376 Carlos Hernandez, R (9, PH) OBP: 0.323, SLG: 0.376		C F X 0-2 ② ③ G4-6-3 1-2f			F B X 1-1 WP 1B		C F S 0-3 ① K		C B S B F B B X 3-2 E4 SH3-4 1B	3 1	1 1	1 0	0 0	0 0	1 0	1 0
Andy Sheets, R (1, 6) OBP: 0.289, SLG: 0.375			X 0-0 ① P4		B C F B X 2-2 SH3-4 1-H 1B		B C F X 1-2 G6-3		B F X 1-1 ① SH3-4 2-3	3	0	1	1	0	0	0
Andy Ashby, R (1, 1) OBP: 0.069, SLG: 0.069 Mark Sweeney, L (9, PH) OBP: 0.310, SLG: 0.306			B C F B F F F S 2-3 ② K		B 1 SAFE X 1-0 ② SH3-4 1-2		X 0-0 ③ G3		B F B C B B 4-2 1B BB	2 0	0 0	0 0	0 0	0 1	1 0	0 0
Inning Stats	R: 0 H: 1 E: 0 LOB: 1 K: 1 BB: 0 S: 7 P: 7	R: 0 H: 1 E: 0 LOB: 0 K: 0 BB: 0 S: 8 P: 11	R: 0 H: 0 E: 0 LOB: 0 K: 1 BB: 0 S: 9 P: 11	R: 0 H: 1 E: 0 LOB: 1 K: 1 BB: 0 S: 9 P: 12	R: 1 H: 2 E: 0 LOB: 2 K: 1 BB: 1 S: 15 P: 26	R: 0 H: 1 E: 0 LOB: 1 K: 1 BB: 0 S: 8 P: 10	R: 0 H: 0 E: 0 LOB: 0 K: 1 BB: 0 S: 7 P: 8	R: 1 H: 2 E: 0 LOB: 2 K: 0 BB: 1 S: 10 P: 21	R: 1 H: 1 E: 1 LOB: 2 K: 0 BB: 1 S: 13 P: 24	1B: 6 SF: 0 2B: 3 SAC: 2 3B: 0 DP: 1 HR: 0 HBP: 0						

PITCHER		IP	WLS	BF	H	R	ER	SO	BB	IBB	HBP	BLK	WP	HR	S	P	ERA	WHIP
Juan Acevedo, R ERA: 4.6	(1, 1)	5.0		20	5	1	1	4	1	0	0	0	1	0	48	67	1.80	1.200
John Frascatore, R ERA: 5.5	(6, 1)	2.0		7	1	0	0	2	0	0	0	0	0	0	15	18	0.00	0.500
Curtis King, R ERA: 1.23	(8, 1)	0.2		5	2	1	1	0	0	1	0	0	0	0	8	16	13.50	3.000
Lance Painter, L ERA: 4.5	(8, 1)	0.1		1	0	0	0	0	0	0	0	0	0	0	2	5	0.00	0.000
Jeff Brantley, R ERA: 3.14	(9, 1)	0.1	L	4	1	1	0	0	1	0	0	0	0	0	13	24	0.00	6.000

PITCHER	IP	WLS	BF	H	R	ER	SO	BB	IBB	HBP	BLK	WP	HR	S	P	ERA	WHIP

BOTTOM

St. Louis Cardinals @ San Diego Padres

Qualcomm Stadium, San Diego, CA

Sat May 30 1998, 10:05 PM EDT
Att. 54,089 - Unknown - 67 F

livebaseballscorecards.com

AB	32
R	3
H	9
RBI	3
BB	3
SO	6
LOB	13

WP: 1 PA: 37
PB: 0
SB: 0
CS: 0

Batter	1	2	3	4	5	6	7	8	9	AB	R	H	RBI	BB	SO	LOB
Ron Gant, R (1, 7) OBP: 0.283, SLG: 0.462	B C F B B F X 3-2 2B 1B 1B	B S X 1-1 ② G3			C F B B F F S 2-3 ① K			B F F B F F S 2-3 ① K		4	1	1	0	0	2	0
Delino DeShields, L (1, 4) OBP: 0.404, SLG: 0.486	B C B 1 SAFE X 2-1 1-3 1B 2B	C S C 0-3 ③ K			B B F B F X 3-2 ② G4-3			B X 1-0 ② P4		4	1	1	0	0	1	0
Mark McGwire, R (1, 3) OBP: 0.492, SLG: 0.839	B F S X 1-2 G3 2-H 3-H 1B 1B		T F B S S 1-3 ① K		F B S B C 2-3 ③ K			B B X 2-0 ③ F8		4	1	1	2	0	2	0
Ray Lankford, L (1, 8) OBP: 0.419, SLG: 0.500	X 0-0 ① G3 2-3		C B B S X 2-2 FC3-6 1B			B B C B B 4-1 L8-3 BB			C S B S 1-3 ① K	3	0	1	0	1	1	1
Willie McGee, S (1, 9) OBP: 0.317, SLG: 0.348	B B B C X 3-1 1B 3-H 1B		C X 0-1 ② FC3-6 1-2f			B X 1-0 ① ② L8-3 1-2			B S X 1-1 ② F8	4	0	1	1	0	0	2
John Mabry, L (1, 5) OBP: 0.354, SLG: 0.422	C B B F S 2-3 ② K		X 0-0 ③ G4-3			B B X 2-0 ③ G4-3			C B B S B F X 3-2 ③ F8	4	0	0	0	0	1	2
Tom Lampkin, L (1, 2) OBP: 0.319, SLG: 0.410	1 SAFE B B S 1 SAFE X 2-1 1-2 1B			F C B X 1-2 ① G4-3			B X 1-0 G5-4-3 1B			3	0	2	0	0	0	0
Luis Ordaz, R (1, 6)	X 0-0 ③ G1-3			C F B F S 1-3 ② K			C S X 0-2 ① ② G5-4-3 1-2f			3	0	0	0	0	1	3
Sean Lowe, R (1, 1) Manny Aybar, R (2, 1) OBP: 0.308, SLG: 0.308 Brian Hunter, R (7, PH) OBP: 0.273, SLG: 0.451 Kent Bottenfield, R (7, 1)		F X 0-1 ① L1		F C B C 1-3 ③ K			C X 0-1 ③ G6-3			1 1 1 0	0 0 0 0	0 0 0 0	0 0 0 0	0 0 0 0	0 1 0 0	0 0 0 0
Inning Stats	R: 3 H: 5 E: 0 LOB: 2 K: 1 BB: 0 S: 18 P: 31	R: 0 H: 0 E: 0 LOB: 0 K: 1 BB: 0 S: 7 P: 8	R: 0 H: 1 E: 0 LOB: 1 K: 1 BB: 0 S: 9 P: 12	R: 0 H: 0 E: 0 LOB: 0 K: 2 BB: 0 S: 10 P: 13	R: 0 H: 0 E: 0 LOB: 0 K: 2 BB: 0 S: 11 P: 18	R: 0 H: 0 E: 0 LOB: 0 K: 0 BB: 1 S: 3 P: 10	R: 0 H: 1 E: 0 LOB: 0 K: 0 BB: 0 S: 6 P: 7	R: 0 H: 0 E: 0 LOB: 0 K: 1 BB: 0 S: 7 P: 12	R: 0 H: 0 E: 0 LOB: 0 K: 1 BB: 0 S: 9 P: 14	1B: 6 SF: 0 2B: 2 SAC: 0 3B: 0 DP: 2 HR: 0 HBP: 0						

PITCHER		IP	WLS	BF	H	R	ER	SO	BB	IBB	HBP	BLK	WP	HR	S	P	ERA	WHIP
Kevin Brown, R ERA: 2.47	(1, 1)	8.0	W	30	7	3	3	8	1	0	0	0	0	0	71	111	3.38	1.000
Pete Smith, R ERA: 4.87	(9, 1)	1.0		3	0	0	0	1	0	0	0	0	0	0	9	14	0.00	0.000

PITCHER	IP	WLS	BF	H	R	ER	SO	BB	IBB	HBP	BLK	WP	HR	S	P	ERA	WHIP

TOP

St. Louis Cardinals @ San Diego Padres

Qualcomm Stadium, San Diego, CA

Sun May 31 1998, 6:33 AM EDT

Att. 42,618 - Sunny - 72 F

livebaseballscorecards.com

AB	32
R	3
H	7
RBI	3
BB	1
SO	9
LOB	8

PA: 33

WP: 0
PB: 0
SB: 0
CS: 0

Batter	1	2	3	4	5	6	7	8	9	AB	R	H	RBI	BB	SO	LOB
Quilvio Veras, S (1, 4) OBP: 0.379, SLG: 0.313	C F B B F X 2-2 ① G4-3	B B C X 2-1 FC3-6 1B 1-2 2-3	B C F F S 1-3 ③ K			C B B B F F X 3-2 ③ G4-3		B B C X 2-1 ③ F7		5	0	1	0	0	1	3
Steve Finley, L (1, 8) OBP: 0.276, SLG: 0.376	B X 1-0 2B 2B	C B C B X 2-2 ② FC3-6 2B 1-2f 2-3 3-H		B F S F B S 2-3 ① K			C X 0-1 ① G4-3			4	2	1	1	0	1	2
Tony Gwynn, L (1, 9) OBP: 0.400, SLG: 0.543	B C B C X 2-2 G3-1 2B 2-H	C B X 1-1 1-H 3-H 2B		B C B X 2-1 ② G1-3			B X 1-0 ② P5			4	0	2	3	0	0	0
Ken Caminiti, S (1, 5) OBP: 0.336, SLG: 0.476	B C X 1-1 ② G3-1 2-3	B B B F B 4-1 BB		B B F F X 2-2 ③ F8			F F S 0-3 ③ K			3	0	0	0	1	1	1
Greg Vaughn, R (1, 7) OBP: 0.370, SLG: 0.625	B C X 1-1 ③ G6-3	C F B B B S 2-3 ③ K			F F B S 1-3 ① K			B B F F X 2-2 2B 1B		4	1	1	0	0	2	3
Wally Joyner, L (1, 3) OBP: 0.401, SLG: 0.507		B B B B 4-0 1B 1B BB	B B C B X 3-1 G6-4-3 1B		C B F F C 1-3 ② K			B X 1-0 SH2-4 BB SF8 2-H 1B		3	2	2	1	1	1	0
Carlos Hernandez, R (1, 2) OBP: 0.328, SLG: 0.375	F X 0-1 1B 1B 1-3 FC3-6 1B	C X 0-1 ① ② G6-4-3 1-2f			C B X 1-1 ③ F7			B B C F B B 4-2 SH2-4 1-2 BB		3	1	1	0	1	0	1
Chris Gomez, R (1, 6) OBP: 0.315, SLG: 0.327	F C X 0-2 FC3-6 1B 1-2 2B 1B 3-H	B B X 2-0 BB 1B				B X 1-0 ① G6-3		X 0-0 ① SH2-4 1-2 2-3		3	1	2	1	0	0	0
Kevin Brown, R (1, 1) OBP: 0.281, SLG: 0.267 Mark Sweeney, L (8, PH) OBP: 0.306, SLG: 0.306 Pete Smith, R (9, 1) OBP: 0.188, SLG: 0.071		B B C L B L 3-3 ① K	B B B B 4-0 1-2 BB			F B C B B S 3-3 ② K		C B B S X 2-2 ② SF8 3-H		2 0 0	0 0 0	0 0 0	0 1 0	1 0 0	2 0 0	2 0 0
Inning Stats	R: 1 H: 2 E: 0 LOB: 1 K: 0 BB: 0 S: 12 P: 19	R: 4 H: 4 E: 0 LOB: 2 K: 2 BB: 2 S: 19 P: 37	R: 0 H: 2 E: 0 LOB: 2 K: 1 BB: 1 S: 9 P: 19	R: 0 H: 0 E: 0 LOB: 0 K: 1 BB: 0 S: 9 P: 15	R: 0 H: 0 E: 0 LOB: 0 K: 2 BB: 0 S: 9 P: 12	R: 0 H: 0 E: 0 LOB: 0 K: 1 BB: 0 S: 8 P: 15	R: 0 H: 0 E: 0 LOB: 0 K: 1 BB: 0 S: 7 P: 8	R: 2 H: 2 E: 0 LOB: 1 K: 0 BB: 1 S: 12 P: 23		1B: 6 SF: 1 2B: 4 SAC: 1 3B: 0 DP: 1 HR: 0 HBP: 0						WP: 0 PA: 37 PB: 0 SB: 0 CS: 0

PITCHER		IP	WLS	BF	H	R	ER	SO	BB	IBB	HBP	BLK	WP	HR	S	P	ERA	WHIP
Sean Lowe, R ERA: 13.5	(1, 1)	1.2	L	13	6	5	5	1	2	0	0	0	0	0	28	51	27.00	4.800
Manny Aybar, R ERA: 8.57	(2, 1)	4.1		15	2	0	0	6	1	0	0	0	0	0	38	66	0.00	0.692
Kent Bottenfield, R ERA: 6.23	(7, 1)	2.0		9	2	2	2	1	1	0	0	0	0	0	19	31	9.00	1.500

PITCHER	IP	WLS	BF	H	R	ER	SO	BB	IBB	HBP	BLK	WP	HR	S	P	ERA	WHIP

BOTTOM

St. Louis Cardinals @ San Diego Padres

Qualcomm Stadium, San Diego, CA

Sun May 31 1998, 6:33 AM EDT
Att. 42,618 - Sunny - 72 F

livebaseballscorecards.com

AB	31
R	7
H	10
RBI	7
BB	4
SO	8
LOB	12

Batter	1	2	3	4	5	6	7	8	9	AB	R	H	RBI	BB	SO	LOB
Ron Gant, R (1, 7) OBP: 0.282, SLG: 0.456	C B B X 2-1 ① F9		C B S B F F C 2-3 ② K		F B B B X 3-1 1-2 1B			B S B B F X 3-2 ① P5		4	0	1	0	0	1	1
Delino DeShields, L (1, 4) OBP: 0.401, SLG: 0.481	B F C F B B X 3-2 ② F8		B F B B X 3-1 ③ F7		C C C 0-3 ③ K			C B C X 1-2 FC5-4 1B		4	0	1	0	0	1	3
Mark McGwire, R (1, 3) OBP: 0.489, SLG: 0.834 Willie McGee, S (1, 9) OBP: 0.317, SLG: 0.348 (7, 3)	B B B C X 3-1 ③ G3-1			B B X 2-0 ① F8		C X 0-1 FC4-6 1B		B 1 SAFE F X 1-1 ② FC5-4 1-2f		1 3	0 0	0 1	0 0	0 0	0 0	0 1
Brian Jordan, R (1, 8) OBP: 0.398, SLG: 0.614 (7, 9)		B S C B B F F S 3-3 ① K		X 0-0 ② G5-3		X 0-0 ① FC4-6 G6-4-3 1-2f		B B X 2-0 ③ L6		4	0	0	0	0	1	2
Gary Gaetti, R (1, 5) OBP: 0.367, SLG: 0.458		X 0-0 CS 1B		B B X 2-0 HR		F C B F B X 2-2 ②③ G6-4-3 1-2f			C S S 0-3 ① K	4	1	2	1	0	1	1
Tom Pagnozzi, R (1, 2) OBP: 0.263, SLG: 0.286		F 1 SAFE C X 0-2 ② 1-2 HR		B B C F F S 2-3 ③ K			B F S B X 2-2 ① G6-3		S B F B S 2-3 ② K	4	1	1	1	0	2	0
Royce Clayton, R (1, 6) OBP: 0.314, SLG: 0.306		B C T F B S 2-3 ③ K			X 0-0 ① F9		F X 0-1 WP 1B		B B X 2-0 ③ F8	4	0	1	0	0	1	0
Brian Hunter, R (1, 9) (1, 3) Ray Lankford, L (7, PH) OBP: 0.417, SLG: 0.497 (7, 8)			C B C X 1-2 G4-3 BLK 1B		S B S X 1-2 ② F9		C C B S 1-3 ② K 1-2			2 1	0 0	1 0	0 0	0 0	0 1	0 1
Todd Stottlemyre, L (1, 1) OBP: 0.222, SLG: 0.176 John Mabry, L (7, PH) OBP: 0.351, SLG: 0.419 Curtis King, R (7, 1)			B 1 SAFE M C 1 SAFE B B X 3-2 ① G4-3 1-3		F B C B B B 4-2 1B BB		B S S B X 2-2 ③ G4-3			1 1 0	0 0 0	0 0 0	0 0 0	1 0 0	0 0 0	1 1 0
Inning Stats	R: 0 E: 0 K: 0 S: 8 H: 0 LOB: 0 BB: 0 P: 16	R: 1 E: 0 K: 2 S: 13 H: 2 LOB: 0 BB: 0 P: 18	R: 0 E: 0 K: 1 S: 13 H: 1 LOB: 1 BB: 0 P: 22	R: 1 E: 0 K: 1 S: 7 H: 1 LOB: 0 BB: 0 P: 13	R: 0 E: 0 K: 1 S: 11 H: 1 LOB: 2 BB: 1 P: 19	R: 0 E: 0 K: 0 S: 7 H: 1 LOB: 0 BB: 0 P: 9	R: 0 E: 0 K: 1 S: 11 H: 1 LOB: 1 BB: 0 P: 16	R: 0 E: 0 K: 0 S: 9 H: 1 LOB: 1 BB: 0 P: 16	R: 0 E: 0 K: 2 S: 7 H: 0 LOB: 0 BB: 0 P: 11	1B: 6 2B: 0 3B: 0 HR: 2	SF: 0 SAC: 0 DP: 1 HBP: 0						

TOP

St. Louis Cardinals @ San Diego Padres

Qualcomm Stadium, San Diego, CA

Mon Jun 01 1998, 10:05 PM EDT

Att. 22,156 - Unknown - 68 F

livebaseballscorecards.com

AB	33
R	2
H	8
RBI	2
BB	1
SO	8
LOB	11

PITCHER		IP	WLS	BF	H	R	ER	SO	BB	IBB	HBP	BLK	WP	HR	S	P	ERA	WHIP
Sterling Hitchcock, L ERA: 3.88	(1, 1)	6.1	W	25	7	2	2	5	1	0	0	1	0	2	64	104	2.84	1.263
Donne Wall, R ERA: 2.16	(7, 1)	1.2		6	1	0	0	1	0	0	0	0	1	0	15	25	0.00	0.600
Trevor Hoffman, R ERA: 1.08	(9, 1)	1.0	S	3	0	0	0	2	0	0	0	0	0	0	7	11	0.00	0.000

PITCHER	IP	WLS	BF	H	R	ER	SO	BB	IBB	HBP	BLK	WP	HR	S	P	ERA	WHIP

Batter	1	2	3	4	5	6	7	8	9	AB	R	H	RBI	BB	SO	LOB
Quilvio Veras, S (1, 4) OBP: 0.377, SLG: 0.311	B X 1-0 ① F7	B C B F F X 2-2 1B		B B C F X 2-2 ② F8		B B X 2-0 ③ G6-3				4	0	1	0	0	0	1
Steve Finley, L (1, 8) OBP: 0.275, SLG: 0.371	C F B B B B 4-2 1B G4-3 BB	1 SAFE B 1 SAFE B C X 2-1 ③ F8		B C S S 1-3 ③ K			X 0-0 ① F7			3	0	0	0	1	1	2
Tony Gwynn, L (1, 9) OBP: 0.397, SLG: 0.542	B B B C X 3-1 ② G4-3 **1-2**		B C F X 1-2 ① F9		B B X 2-0 1B 1B 2B		B B C X 2-1 ② G6-3			4	1	1	0	0	0	1
Ken Caminiti, S (1, 5) OBP: 0.347, SLG: 0.476	B B S B B 4-1 1B BB		S S B B B B 4-2 BB		C B F B X 2-2 1B CS **2-3** 1B		X 0-0 ③ G3-1			2	0	1	0	2	0	0
Greg Vaughn, R (1, 7) OBP: 0.368, SLG: 0.618	C S X 0-2 **1-2** **2-3** 1B		C B F B B S 2-3 ② K		B B S B F S 3-3 ① K			B X 1-0 ① G6-3		4	0	1	0	0	2	3
Wally Joyner, L (1, 3) OBP: 0.398, SLG: 0.500	C F F B B S 2-3 ③ K2-3	B C X 1-1 ③ F9		B B B C F F F X 3-2 **1-3** **3-H** 1B				B C X 1-1 ② G3-1		4	0	1	1	0	1	4
Carlos Hernandez, R (1, 2) OBP: 0.326, SLG: 0.366		X 0-0 ① G6-3		C C B B X 2-2 ① G1-3	S S 3 S SAFE 0-3 ② ③ K **3-H**			C B B F B F H 4-2 FC6-4 HBP		3	0	0	0	0	1	2
Chris Gomez, R (1, 6) OBP: 0.319, SLG: 0.369		B X 1-0 HR		B X 1-0 HR		B B F X 2-1 ① G3		X 0-0 ③ FC6-4 **1-2f**		4	2	2	2	0	0	1
Sterling Hitchcock, L (1, 1) OBP: 0.357, SLG: 0.357 Donne Wall, R (7, 1) OBP: 0.400, SLG: 0.400 Trevor Hoffman, R (9, 1)		B C B F C 2-3 ② K		X 0-0 1B		B F S S 1-3 ② K				3 0 0	0 0 0	1 0 0	0 0 0	0 0 0	2 0 0	0 0 0
Inning Stats	R: 0 H: 1 E: 0 LOB: 3 K: 1 BB: 2 S: 14 P: 28	R: 1 H: 2 E: 0 LOB: 1 K: 1 BB: 0 S: 11 P: 18	R: 0 H: 0 E: 0 LOB: 1 K: 1 BB: 1 S: 10 P: 18	R: 1 H: 2 E: 0 LOB: 1 K: 1 BB: 0 S: 11 P: 17	R: 1 H: 3 E: 0 LOB: 1 K: 2 BB: 0 S: 15 P: 25	R: 0 H: 0 E: 0 LOB: 0 K: 1 BB: 0 S: 6 P: 11	R: 0 H: 0 E: 0 LOB: 0 K: 0 BB: 0 S: 4 P: 6	R: 0 H: 0 E: 0 LOB: 1 K: 0 BB: 0 S: 7 P: 13		1B: 5 SF: 0 2B: 1 SAC: 0 3B: 0 DP: 0 HR: 2 HBP: 1					WP: 0 PA: 35 PB: 0 SB: 0 CS: 1	

PITCHER		IP	WLS	BF	H	R	ER	SO	BB	IBB	HBP	BLK	WP	HR	S	P	ERA	WHIP
Todd Stottlemyre, R ERA: 3.16	(1, 1)	6.0	L	28	8	3	3	7	3	0	0	0	0	2	67	117	4.50	1.833
Curtis King, R ERA: 1.08	(7, 1)	2.0		7	0	0	0	0	0	0	1	0	0	0	11	19	0.00	0.000

PITCHER	IP	WLS	BF	H	R	ER	SO	BB	IBB	HBP	BLK	WP	HR	S	P	ERA	WHIP

BOTTOM

St. Louis Cardinals @ San Diego Padres

Qualcomm Stadium, San Diego, CA

Mon Jun 01 1998, 10:05 PM EDT

Att. 22,156 - Unknown - 68 F

livebaseballscorecards.com

AB	31
R	3
H	8
RBI	3
BB	3
SO	7
LOB	14

TOP

Houston Astros @ San Diego Padres

Qualcomm Stadium, San Diego, CA

Tue Jun 02 1998, 10:05 PM EDT

Att. 15,735 - Unknown - 68 F

livebaseballscorecards.com

Batter	1	2	3	4	5	6	7	8	9	AB	R	H	RBI	BB	SO	LOB
Craig Biggio, R (1, 4) OBP: 0.409, SLG: 0.521	C F S 0-3 ① K		C B B X 2-1 ① G1-3		B C X 1-1 G1-4-3 1B	B S B S S 2 SAFE 2-3 ③ K	C B X 1-1 ③ G4-3			5	0	1	0	0	2	4
Derek Bell, R (1, 9) OBP: 0.371, SLG: 0.495	B C B B B 4-1 BB		B X 1-0 FC5-4 5 1B 1B		B X 1-0 ① ② G1-4-3 1-2f	X 0-0 BB 5 BB BB 1B	B S C F S 1-3 ① K			4	1	2	0	1	1	1
5 Jeff Bagwell, R (1, 3) OBP: 0.395, SLG: 0.446	B B C F 1 SAFE F 1 SAFE F B 3-2 X ② F8		B C B X 2-1 FC5-4 1-2 1B		B S B B B X 3-1 HR	B B B F F 1 SAFE F B 4-2 BB BB 1-2 1B BB	C X 0-1 ② G5-3			4	2	2	1	1	0	1
Moises Alou, R (1, 7) OBP: 0.436, SLG: 0.641	B C F F 1 SAFE B F X 2-2 ③ F7		X 0-0 ② FC5-4 FC4 1-2f 2-3		B C X 1-1 BB 1B	B F B B F B 4-2 BB 1-2 1B 2-3 BB	C B F B F C 2-3 ③ K			4	1	1	0	1	1	3
Sean Berry, R (1, 5) OBP: 0.351, SLG: 0.434 Tim Bogar, R (2, 5) OBP: 0.254, SLG: 0.266		S S S X 1-2 ① G4-3 B 1 SAFE 1 SAFE X 1-0 ③ FC4 1-2f	B B 1 SAFE B B 4-0 BB 1-2	F C S 0-3 ① K		B X 1-0 ① G6-3			1	0	0	0	0	0	0
Carl Everett, S (1, 8) OBP: 0.423, SLG: 0.538		B B S B F X 3-2 F8 E 1B	C S X 0-2 G6-3 2B	B C C X 1-2 G3		F B B F B B 4-2 1B BB 1-2 2-3 3-H		X 0-0 ② F8	4	0	2	1	1	0	2
Tony Eusebio, R (1, 2) OBP: 0.339, SLG: 0.314 Billy Wagner, L (9, 1)		B 1 SAFE S B B B 4-1 BB 1-2	F B F X 1-2 ① G6-3 2-3	X 0-0 ① G6-3	X 0-0 BB 1B 1-3 2-H 3-H	B X 1-0 ③ F9	4 0	0 0	1 0	2 0	1 0	0 0	1 0
Ricky Gutierrez, R (1, 6) OBP: 0.379, SLG: 0.368		B B C X 2-1 ② F8 2-3	C B S B S 2-3 ② K	C X 0-1 SH3-4 1B	C B C F B B B 4-2 BB 1-2				3	0	1	0	1	1	3
Shane Reynolds, R (1, 1) OBP: 0.121, SLG: 0.152 Brad Ausmus, R (9, 2) OBP: 0.328, SLG: 0.311		S S C 0-3 ③ K	C X 0-1 ③ G1-3	X 0-0 ② SH3-4 1-2	C B S B B C 3-3 ② K				3 0	0 0	0 0	0 0	0 0	2 0	6 0

Inning Stats																								
	R: 0	H: 0	R: 0	H: 1	R: 0	H: 2	R: 0	H: 1	R: 1	H: 3	R: 0	H: 1	R: 3	H: 2	R: 0	H: 0	R: 0	H: 0	1B: 8	SF: 0	WP: 0	PA: 43		
	E: 0	LOB: 1	E: 1	LOB: 2	E: 0	LOB: 2	E: 0	LOB: 1	E: 0	LOB: 2	E: 0	LOB: 1	E: 0	LOB: 3	E: 0	LOB: 0	E: 0	LOB: 0	2B: 1	SAC: 1	PB: 0			
	K: 1	BB: 1	K: 1	BB: 1	K: 0	BB: 0	K: 1	BB: 0	K: 0	BB: 1	K: 1	BB: 0	K: 2	BB: 4	K: 2	BB: 0	K: 0	BB: 0	3B: 0	DP: 1	SB: 0			
	S: 14	P: 23	S: 12	P: 22	S: 7	P: 13	S: 11	P: 14	S: 10	P: 21	S: 7	P: 9	S: 20	P: 40	S: 10	P: 13	S: 3	P: 5	HR: 1	HBP: 0	CS: 0			

PITCHER		IP	WLS	BF	H	R	ER	SO	BB	IBB	HBP	BLK	WP	HR	S	P	ERA	WHIP
24 Mark Langston, L ERA: 5.25	(1, 1)	5.0		24	7	1	1	3	3	0	0	0	0	1	54	93	1.80	2.000
Carlos Reyes, R ERA: 2.88	(6, 1)	1.0	L	7	2	3	3	1	2	0	0	0	0	0	13	23	27.00	4.000
Brian Boehringer, R ERA: 4.36	(7, 1)	1.0		6	1	0	0	2	2	0	0	0	0	0	14	26	0.00	3.000
Dan Miceli, R ERA: 3.56	(8, 1)	2.0		6	0	0	0	2	0	0	0	0	0	0	13	18	0.00	0.000

PITCHER	IP	WLS	BF	H	R	ER	SO	BB	IBB	HBP	BLK	WP	HR	S	P	ERA	WHIP

AB	35
R	4
H	10
RBI	4
BB	7
SO	8
LOB	26

Batter	1	2	3	4	5	6	7	8	9	AB	R	H	RBI	BB	SO	LOB
Quilvio Veras, S (1, 4) OBP: 0.379, SLG: 0.312	FC4-6 1B		2B FC6-5 BB		G3		G1-3			3	1	1	0	1	0	0
Steve Finley, L (1, 8) OBP: 0.279, SLG: 0.378	FC4-6 2B SF9 1-2f		FC6-5 1-3 2B		1B 1B			G3-1		4	1	2	0	0	0	1
Tony Gwynn, L (1, 9) OBP: 0.399, SLG: 0.546	SF9 1-3 2B		FC6-5 G3-6-1 2-3 3-H		1-2 1B			F9		4	0	2	1	0	0	1
Wally Joyner, L (1, 3) OBP: 0.389, SLG: 0.491	SF9 2-3 3-H		G3-6-1 1-2f		L9			G3		3	0	0	1	0	0	3
Greg Vaughn, R (1, 7) OBP: 0.366, SLG: 0.625	G5-3			HR	G5-3				G6-3	4	1	1	1	0	0	1
Greg Myers, L (1, 2) OBP: 0.295, SLG: 0.365		F7	K		G3				K	3	0	0	0	0	1	0
Ruben Rivera, R (9, PH) OBP: 0.417, SLG: 0.650										1	0	0	0	0	1	0
Ed Giovanola, L (1, 5) OBP: 0.312, SLG: 0.329		F7	G5-4-3 1B		F8				P4	3	0	1	0	0	0	0
Carlos Hernandez, R (9, PH) OBP: 0.324, SLG: 0.364										1	0	0	0	0	0	0
Chris Gomez, R (1, 6) OBP: 0.319, SLG: 0.368		1B	G5-4-3 1-2f				P5			3	0	1	0	0	0	1
24 Mark Langston, R (1, 1) OBP: 0.273, SLG: 0.300		K			K		G1-3			1	0	0	0	0	1	1
James Mouton, R (5, PH) OBP: 0.250, SLG: 0.260										1	0	0	0	0	1	0
Carlos Reyes, S (6, 1)										0	0	0	0	0	0	0
Brian Boehringer, S (7, 1)										0	0	0	0	0	0	0
Mark Sweeney, L (7, PH) OBP: 0.301, SLG: 0.302										1	0	0	0	0	0	0
Dan Miceli, R (8, 1) OBP: 1.000, SLG: 1.000										0	0	0	0	0	0	0
Inning Stats	R: 1 E: 0 K: 0 S: 10 H: 2 LOB: 1 BB: 0 P: 13	R: 0 E: 0 K: 1 S: 7 H: 1 LOB: 1 BB: 0 P: 9	R: 1 E: 0 K: 0 S: 6 H: 1 LOB: 0 BB: 1 P: 11	R: 1 E: 0 K: 1 S: 7 H: 2 LOB: 0 BB: 0 P: 8	R: 0 E: 0 K: 1 S: 13 H: 2 LOB: 2 BB: 0 P: 18	R: 0 E: 0 K: 0 S: 6 H: 0 LOB: 0 BB: 0 P: 11	R: 0 E: 0 K: 0 S: 6 H: 0 LOB: 0 BB: 0 P: 11	R: 0 E: 0 K: 0 S: 5 H: 0 LOB: 0 BB: 0 P: 8	R: 0 E: 0 K: 1 S: 8 H: 0 LOB: 0 BB: 0 P: 13	1B: 5 2B: 2 3B: 0 HR: 1 SF: 1 SAC: 0 DP: 2 HBP: 0						

PITCHER		IP	WLS	BF	H	R	ER	SO	BB	IBB	HBP	BLK	WP	HR	S	P	ERA	WHIP
Shane Reynolds, R ERA: 3.09	(1, 1)	8.0	W	31	8	3	3	3	1	0	0	0	0	1	60	89	3.38	1.125
Billy Wagner, L ERA: 1.99	(9, 1)	1.0	S	3	0	0	0	1	0	0	0	0	0	0	8	13	0.00	0.000

PITCHER	IP	WLS	BF	H	R	ER	SO	BB	IBB	HBP	BLK	WP	HR	S	P	ERA	WHIP

BOTTOM

Houston Astros @ San Diego Padres

Qualcomm Stadium, San Diego, CA

Tue Jun 02 1998, 10:05 PM EDT
Att. 15,735 - Unknown - 68 F

livebaseballscorecards.com

AB	32
R	3
H	8
RBI	3
BB	1
SO	4
LOB	8

1B: 5	SF: 1	WP: 0	PA: 34
2B: 2	SAC: 0	PB: 0	
3B: 0	DP: 2	SB: 0	
HR: 1	HBP: 0	CS: 0	

Batter	1	2	3	4	5	6	7	8	9	AB	R	H	RBI	BB	SO	LOB
Craig Biggio, R (1, 4) OBP: 0.405, SLG: 0.511	C B X 1-1 ① F8		C B C B B F X 3-2 ② G1-3	X 0-0 ③ FC6-4 1-2f			B S B F B B 4-2 E 1B SF8 1-2 BB	B B C S X 2-2 ② G4-3		4	1	0	0	1	0	2
Derek Bell, R (1, 9) OBP: 0.372, SLG: 0.491	F F B B S 2-3 ② K		B C S F X 1-2 ③ G2-3		C B B B 4-1 5 G5-4-3 BB		F B B C F X 2-2 E8 SF8 WP 1-3 2-H 1B	C F S 0-3 ③ K		4	1	1	1	1	2	0
5 Jeff Bagwell, R (1, 3) OBP: 0.400, SLG: 0.444	F B B C B B 4-2 CS BB			B F X 1-1 ① G6-3	B C X 1-1 ① ② G5-4-3 1-2f		B B B I 4-0 WP BB 1B IBB		C B X 1-1 1B	3	1	1	0	2	0	1
Moises Alou, R (1, 7) OBP: 0.431, SLG: 0.633	F B 1 SAFE 1-1 ③ X CS 1-2	0-0 ① F7		F B B B X 3-1 BB 1B G1-3 1B	F B B X 2-1 ③ L7		F B F B X 2-2 ② SF8 2-3 3-H		C F S 0-3 ① K	4	1	1	1	0	1	1
Bill Spiers, L (1, 5) OBP: 0.378, SLG: 0.421		C F B X 1-2 BB BB 1B		B B X 2-0 G1-3 BB 1-2 1B 1B		C F C 0-3 ① K	B 1 SAFE B B B 4-0 WP 1-2 1B BB		B X 1-0 ② F8	4	2	2	0	1	1	1
Carl Everett, S (1, 8)		S B B B B 4-1 BB 1-2 BB		C B B B B 4-1 G1-3 1-2 2-3 1B BB		B S X 1-1 ② F8	C B B B F F B 4-2 1B 1-2 2-3 3-H BB		F B S B S 2-3 ③ K	2	1	0	0	3	1	1
Tony Eusebio, R (1, 2) OBP: 0.350, SLG: 0.315		B B B C B 4-1 G6-4-3 1-2 2-3 BB		C X 0-1 ② G1-3 1-2 2-3 3-H		C S F S 0-3 ③ K	X 0-0 1-2 2-H 3-H 1B			3	0	1	3	1	1	2
Ricky Gutierrez, R (1, 6) OBP: 0.381, SLG: 0.367	X 0-0 ② ③ G6-4-3 1-2f			I P I 4-0 1B IBB		B B B F X 3-2 FC4-6 1B X 0-0 ① G3-1				3	0	1	0	1	0	5
Sean Bergman, R (1, 1) OBP: 0.083, SLG: 0.083			C C X 0-2 ① P4	X 0-0 FC6-4 1-2 2-H 3-H 1B			X 0-0 ① FC4-6 BB 1-2f 1B	F S C 0-3 ① K		4	1	1	2	0	1	1
Inning Stats	R: 0 H: 0 E: 0 LOB: 0 K: 1 BB: 1 S: 8 P: 16	R: 0 H: 1 E: 0 LOB: 2 K: 0 BB: 2 S: 7 P: 16	R: 0 H: 0 E: 0 LOB: 0 K: 0 BB: 0 S: 11 P: 15	R: 3 H: 3 E: 0 LOB: 2 K: 0 BB: 2 S: 11 P: 24	R: 0 H: 0 E: 0 LOB: 0 K: 0 BB: 1 S: 5 P: 12	R: 0 H: 0 E: 0 LOB: 0 K: 2 BB: 0 S: 10 P: 11	R: 5 H: 3 E: 1 LOB: 2 K: 0 BB: 4 S: 19 P: 42	R: 0 H: 0 E: 0 LOB: 0 K: 2 BB: 0 S: 9 P: 11	R: 0 H: 1 E: 0 LOB: 1 K: 2 BB: 0 S: 9 P: 13	1B: 8 SF: 1 2B: 0 SAC: 0 3B: 0 DP: 2 HR: 0 HBP: 0						

TOP

Houston Astros @ San Diego Padres

Qualcomm Stadium, San Diego, CA

Wed Jun 03 1998, 10:05 PM EDT

Att. 13,229 - Cloudy - 67 F

livebaseballscorecards.com

AB	31
R	8
H	8
RBI	7
BB	10
SO	7
LOB	14

PITCHER		IP	WLS	BF	H	R	ER	SO	BB	IBB	HBP	BLK	WP	HR	S	P	ERA	WHIP
Joey Hamilton, R ERA: 5.49	(1, 1)	6.1	L	29	6	6	6	3	6	1	0	0	0	0	63	114	8.53	1.895
Brian Boehringer, R ERA: 4.64	(7, 1)	0.0		1	0	0	0	0	0	1	0	0	0	0	0	4	∞	∞
Pete Smith, R ERA: 4.78	(7, 1)	2.2		12	2	2	2	4	2	0	0	0	1	0	26	42	6.75	1.500

PITCHER	IP	WLS	BF	H	R	ER	SO	BB	IBB	HBP	BLK	WP	HR	S	P	ERA	WHIP

BOTTOM

Houston Astros @ San Diego Padres

Qualcomm Stadium, San Diego, CA

Wed Jun 03 1998, 10:05 PM EDT

Att. 13,229 - Cloudy - 67 F

livebaseballscorecards.com

Batter	1	2	3	4	5	6	7	8	9	AB	R	H	RBI	BB	SO	LOB
Quilvio Veras, S (1, 4) OBP: 0.384, SLG: 0.330	G4-3		1B FC5-4 2B		G4-3		WP 1B		1-3 2B	5	1	3	0	0	0	0
Steve Finley, L (1, 8) OBP: 0.281, SLG: 0.378	1B		FC5-4 2-3 1B		F8		G4-3 1-2		P6	5	0	2	0	0	0	3
Tony Gwynn, L (1, 9) OBP: 0.396, SLG: 0.540 James Mouton, R (9, 9) OBP: 0.250, SLG: 0.260	F7		SAFE FC5-4 FC5 1B 1-2f 3-H		G4-3			FC5-4 1B		4 0	0 0	1 0	1 0	0 0	0 0	2 0
Ken Caminiti, S (1, 5) OBP: 0.344, SLG: 0.469 Ed Giovanola, L (8, PR) OBP: 0.312, SLG: 0.329 (9, 5)	F9		FC5 1-2 1B			F8 HR		FC5-4 FC6 1-2f		4 0	0 0	1 0	0 0	0 0	0 0	2 0
Greg Vaughn, R (1, 7) OBP: 0.364, SLG: 0.632		P6	FC5 1-2 2-3f			F7		K		4	1	1	1	0	1	3
Wally Joyner, L (1, 3) OBP: 0.386, SLG: 0.485 Andy Sheets, R (9, 3) OBP: 0.289, SLG: 0.375		E 1B	F8					FC6 1-2f		4 0	0 0	1 0	0 0	0 0	0 0	3 0
Greg Myers, L (1, 2) OBP: 0.287, SLG: 0.354 Brian Boehringer, S (7, 1) Pete Smith, R (7, 1) OBP: 0.188, SLG: 0.071 Mark Sweeney, L (9, PH) OBP: 0.297, SLG: 0.297		E3 1-2	F9			P6			G4-3	3 0 0 1	0 0 0 0	0 0 0 0	0 0 0 0	0 0 0 0	0 0 0 0	1 0 0 0
Chris Gomez, R (1, 6) OBP: 0.317, SLG: 0.365		K	F8				P4		2B 1B	4	0	1	0	0	1	2
Joey Hamilton, R (1, 1) OBP: 0.100, SLG: 0.100 Carlos Hernandez, R (7, 2) OBP: 0.319, SLG: 0.358		K	G6-3				K		K	2 2	0 0	0 0	0 0	0 0	1 2	2 1

	AB	38
	R	2
	H	10
	RBI	2
	BB	0
	SO	5
	LOB	19

Inning Stats	1	2	3	4	5	6	7	8	9	1B: 7	SF: 0	WP: 1	PA: 38
R:	0	0	1	0	0	1	0	0	0	2B: 2	SAC: 0	PB: 0	
E:	0	1	0	0	0	0	0	0	0	3B: 0	DP: 0	SB: 0	
K:	0	2	0		0	1	1	1	1	HR: 1	HBP: 0	CS: 0	
S:	6	14	9		7	5	11	8	9				
H:	1	1	3		0	1	1	1	2				
LOB:	1	2	2		0	0	1	1	2				
BB:	0	0	0		0	0	0	0	0				
P:	7	19	11		10	11	13	16	12				

PITCHER	IP	WLS	BF	H	R	ER	SO	BB	IBB	HBP	BLK	WP	HR	S	P	ERA	WHIP
Sean Bergman, R (1, 1) ERA: 2.67	9.0	W	38	10	2	2	5	0	0	0	0	1	1	75	110	2.00	1.111

PITCHER	IP	WLS	BF	H	R	ER	SO	BB	IBB	HBP	BLK	WP	HR	S	P	ERA	WHIP

Batter	1	2	3	4	5	6	7	8	9	AB	R	H	RBI	BB	SO	LOB
Bill Spiers, L (1, 5) OBP: 0.381, SLG: 0.419	S X 0-1 P3 5 1B 1B		B B B 4-0 BB		S F B S 1-3 ③ K			C B S S 1-3 ② K		3	0	1	0	1	2	1
Carl Everett, S (1, 8) OBP: 0.425, SLG: 0.520	X 0-0 ① L7		X 0-0 ② F8			C B X 1-1 ① G3		S B F B F X 2-2 1B		4	0	1	0	0	0	2
5 Jeff Bagwell, R (1, 3) OBP: 0.402, SLG: 0.445	C B B X 2-1 P3 1-2 1B		C B F S 1-3 ③ K			X 0-0 G6-4-3 1B		F B F S 1-3 ③ K		4	0	2	0	0	2	2
Moises Alou, R (1, 7) OBP: 0.428, SLG: 0.640	B X 1-0 ② ③ P3 1-2 2-3			C C F S 0-3 ① K		S F F B B F X 2-2 ② G6-4-3 1-2f			F C B B F X 2-2 HR	4	1	1	1	0	1	3
35 Dave Clark, L (1, 9) OBP: 0.204, SLG: 0.114		S B S F S 1-3 ① K		C S S 0-3 ② K			F S S S 1-3 ① K		B S B B B 4-1 G6-4-3 BB	3	0	0	0	1	3	0
Ricky Gutierrez, R (1, 6) OBP: 0.384, SLG: 0.366		C B X 1-1 ② F7		B F X 1-1 CS 1B			B B B B 4-0 BB BB		C B B B X 2-1 ① L8	3	0	1	0	1	0	1
Brad Ausmus, R (1, 2) OBP: 0.331, SLG: 0.318		X 0-0 2B	B C 1-1 ③ CS 1-2	B C S X 1-2 ① F7			C B 1 SAFE S B B B B 4-2 ② 1-2 BB		X 0-0 ② ③ G6-4-3 1-2f	3	0	1	0	1	0	1
Tim Bogar, R (1, 4) OBP: 0.243, SLG: 0.254 Mike Magnante, L (7, 1) Bob Scanlan, R (8, 1)		C B X 1-1 ③ G4-3			X 0-0 ② L6		B C F F F X 1-2 ③ G4-3			3 0 0	0 0 0	0 0 0	0 0 0	0 0 0	0 0 0	2 0 0
Mike Hampton, R (1, 1) OBP: 0.303, SLG: 0.267 Craig Biggio, R (7, 4) OBP: 0.403, SLG: 0.509			X 0-0 ① G5-3		B X 1-0 1B			X 0-0 ① G5-3		2 1	0 0	1 0	0 0	0 0	0 0	0 0
Inning Stats	R: 0 H: 2 E: 0 LOB: 2 K: 0 BB: 0 S: 6 P: 9	R: 0 H: 1 E: 0 LOB: 1 K: 1 BB: 0 S: 9 P: 12	R: 0 H: 0 E: 0 LOB: 1 K: 1 BB: 1 S: 5 P: 10	R: 0 H: 1 E: 0 LOB: 0 K: 2 BB: 0 S: 10 P: 12	R: 0 H: 1 E: 0 LOB: 1 K: 1 BB: 0 S: 8 P: 11	R: 0 H: 1 E: 0 LOB: 0 K: 0 BB: 0 S: 8 P: 11	R: 0 H: 0 E: 0 LOB: 1 K: 1 BB: 2 S: 10 P: 20	R: 0 H: 1 E: 0 LOB: 1 K: 2 BB: 0 S: 11 P: 15	R: 1 H: 1 E: 0 LOB: 0 K: 0 BB: 1 S: 8 P: 16	1B: 6 SF: 0 2B: 1 SAC: 0 3B: 0 DP: 2 HR: 1 HBP: 0						

PITCHER	IP	WLS	BF	H	R	ER	SO	BB	IBB	HBP	BLK	WP	HR	S	P	ERA	WHIP
Andy Ashby, R (1, 1) ERA: 2.3	9.0	W	34	8	1	1	8	4	0	0	0	0	1	75	116	1.00	1.333

PITCHER	IP	WLS	BF	H	R	ER	SO	BB	IBB	HBP	BLK	WP	HR	S	P	ERA	WHIP

TOP

Houston Astros @ San Diego Padres

Qualcomm Stadium, San Diego, CA

Thu Jun 04 1998, 6:33 AM EDT

Att. 21,027 - Cloudy - 73 F

livebaseballscorecards.com

AB	30
R	1
H	8
RBI	1
BB	4
SO	8
LOB	12

WP: 0 PA: 35
PB: 0
SB: 0
CS: 1

BOTTOM

Houston Astros @ San Diego Padres

Qualcomm Stadium, San Diego, CA

Thu Jun 04 1998, 6:33 AM EDT

Att. 21,027 - Cloudy - 73 F

livebaseballscorecards.com

Batter	1	2	3	4	5	6	7	8	9	AB	R	H	RBI	BB	SO	LOB
Quilvio Veras, S (1, 4) OBP: 0.386, SLG: 0.340	C F X 0-2 HR 2B		C C C 0-3 K ②		B B X 2-0 CS 3-H 1B		B C B X 2-1 SF7 ② 3-H			3	1	2	2	0	1	0
Tony Gwynn, L (1, 9) OBP: 0.394, SLG: 0.532	X 0-0 G4-3 ①		B C F X 1-2 G6-3 ③		F B F F B 2-2 CS ③ 1-2	X 0-0 G3 ①	B B B B 4-0 1-2 2-3 BB			3	0	0	0	1	0	1
Greg Vaughn, R (1, 7) OBP: 0.366, SLG: 0.642	B X 1-0 2-H HR			B B F B B 4-1 FC5-4 BB BB		B B F F B X 3-2 G6-3 ②	C X 0-1 F6 ③			3	1	1	2	1	0	3
Ken Caminiti, S (1, 5) OBP: 0.342, SLG: 0.459 Ed Giovanola, L (9, 5) OBP: 0.312, SLG: 0.329	B B X 2-0 G4-3 ②			B B B B 4-0 FC5-4 1-2 BB		C C B F B S 2-3 K ③		B X 1-0 F7 ①		3 0	0 0	0 0	0 0	1 0	1 0	0 0
Ruben Rivera, R (1, 8) OBP: 0.393, SLG: 0.667	B F X 1-1 F9 ③			F B S B B X 3-2 FC5-4 G6-4-3 1-2f 2-3 ①			S B B X 2-1 1B 3B	B C S S 1-3 K ②		4	1	1	0	0	1	2
Carlos Hernandez, R (1, 2) OBP: 0.318, SLG: 0.355		X 0-0 G5-3 ①		B B X 2-0 G6-4-3 ② ③ 1-2f			X 0-0 G6-3 ①	X 0-0 1B		4	0	1	0	0	0	3
Andy Sheets, R (1, 3) OBP: 0.297, SLG: 0.367		C B F B S 2-3 K ②			F B B B B 4-1 WP 1B BB		B B B B 4-0 1B BB SF7 BB	B F X 1-1 F9 ③		2	2	0	0	2	1	1
Chris Gomez, R (1, 6) OBP: 0.318, SLG: 0.361		B X 1-0 G5-3 ③			B F F B S 2-3 K ① 1-3		B P B B B 4-0 BB 1B 1-2 BB			2	0	0	0	1	1	1
Andy Ashby, R (1, 1) OBP: 0.094, SLG: 0.094			S F C 0-3 K ①		S L B B S 2-3 K ②		B X 1-0 BB 1-2 2-3 3-H 1B			3	0	1	1	0	2	1
Inning Stats	R: 2 H: 2 E: 0 LOB: 0 K: 0 BB: 0 S: 8 P: 12	R: 0 H: 0 E: 0 LOB: 0 K: 1 BB: 0 S: 5 P: 8	R: 0 H: 0 E: 0 LOB: 0 K: 2 BB: 0 S: 9 P: 10	R: 0 H: 0 E: 0 LOB: 1 K: 0 BB: 2 S: 5 P: 18	R: 1 H: 1 E: 0 LOB: 0 K: 2 BB: 1 S: 11 P: 23	R: 0 H: 0 E: 0 LOB: 0 K: 1 BB: 0 S: 8 P: 13	R: 2 H: 2 E: 0 LOB: 3 K: 0 BB: 3 S: 9 P: 25	R: 0 H: 1 E: 0 LOB: 1 K: 1 BB: 0 S: 7 P: 10		1B: 3 SF: 1 2B: 1 SAC: 0 3B: 1 DP: 1 HR: 1 HBP: 0				WP: 1 PA: 35 PB: 0 SB: 0 CS: 1		

	AB	27
	R	5
	H	6
	RBI	5
	BB	6
	SO	7
	LOB	12

PITCHER		IP	WLS	BF	H	R	ER	SO	BB	IBB	HBP	BLK	WP	HR	S	P	ERA	WHIP
Mike Hampton, L ERA: 2.84	(1, 1)	6.1	L	27	5	5	5	6	5	0	0	0	1	1	51	99	7.11	1.579
Mike Magnante, L ERA: 6.38	(7, 1)	0.2		3	0	0	0	0	1	0	0	0	0	0	4	10	0.00	1.500
Bob Scanlan, R ERA: 3.5	(8, 1)	1.0		4	1	0	0	1	0	0	0	0	0	0	7	10	0.00	1.000

PITCHER	IP	WLS	BF	H	R	ER	SO	BB	IBB	HBP	BLK	WP	HR	S	P	ERA	WHIP

San Diego Padres @ Texas Rangers

The Ballpark at Arlington, Arlington, TX

Fri Jun 05 1998, 8:05 PM EDT

Att. 37,903 - Cloudy - 66 F

livebaseballscorecards.com

TOP

Batter	1	2	3	4	5	6	7	8	9	AB	R	H	RBI	BB	SO	LOB
Quilvio Veras, S (1, 4) OBP: 0.386, SLG: 0.338	C S B F H 2-2 F8 HBP	C C 1 SAFE B S 1-3 K ③		B B C X 2-1 G5-3 ②		B X 1-0 2-H 1B		C B X 1-1 P4 ①		4	0	1	1	0	1	1
Tony Gwynn, L (1, 10) OBP: 0.398, SLG: 0.544 James Mouton, R (8, PR) OBP: 0.250, SLG: 0.260	B F X 1-1 P7 ①		C B X 1-1 1B 2B	C B X 1-1 2B		F F X 0-2 G6-3 ②		X 0-0 CS 1B		5 0	1 0	3 0	0 0	0 0	0 0	2 0
Greg Vaughn, R (1, 7) OBP: 0.367, SLG: 0.633	1 SAFE B 1 SAFE X 1-0 F8 ② 1-2		C B F B S 2-3 K ①	F C F B B S 2-3 K ③		H 1-0 HBP		F B B B 1 SAFE 1 SAFE C F B B 4-2 1-2 BB ②		3	0	0	0	1	2	3
Ken Caminiti, S (1, 5) OBP: 0.337, SLG: 0.445	F B C S 1-3 K ③		H 1-0 1B 2B HBP		B C F S 1-3 K ①	F B F S 1-3 K ③		S F X 0-2 P7 ③		4	1	0	0	0	3	4
Wally Joyner, L (1, 3) OBP: 0.386, SLG: 0.488		X 0-0 WP 1B 2B	X 0-0 2B 1-3 2-H 1B		C F C 0-3 K ②		X 0-0 P8 ①		B F F X 1-2 P6 ①	5	1	2	1	0	1	0
Steve Finley, L (1, 8) OBP: 0.284, SLG: 0.383		B C B L F S 2-3 K ①	X 0-0 1-3 3-H 2B		X 0-0 G4-3 ③		C C B F C 1-3 K ②		F F B F B X 2-2 G1-3 1B	5	0	2	1	0	2	1
Ruben Rivera, R (1, 9) OBP: 0.438, SLG: 0.654 Mark Sweeney, L (9, PH) OBP: 0.307, SLG: 0.308	B B S B T F B 4-2 WP 1B BB	S B B X 2-1 G5-3 ②				S S B F X 1-2 2B 1B	C B B F B 4-2 1B E BB		C B X 1-1 G1-3 1-2 1B	2 1	3 0	1 1	0 0	2 0	0 0	2 0
Carlos Hernandez, R (1, 2) OBP: 0.314, SLG: 0.350	C F S 0-3 K ②	B B S T F X 2-2 L8 ③				F 1 SAFE B B 1 SAFE B 1 X 3-1 F9 ①	F 1 SAFE F X 0-2 1-H E9 1B		X 0-0 G1-3 1-2 2-3 ②	5	0	1	0	0	1	7
Chris Gomez, R (1, 6) OBP: 0.320, SLG: 0.368	B B X 2-0 1-H 2-H 1B		C F X 0-2 F9 ①			X 0-0 1-H 2B	C C B F F B S 2-3 K ③		C S B S 1-3 K ③	5	1	2	3	0	2	3
Inning Stats	R: 0 H: 0 E: 0 LOB: 1 K: 1 BB: 0 S: 9 P: 14	R: 2 H: 2 E: 0 LOB: 1 K: 3 BB: 1 S: 15 P: 24	R: 2 H: 3 E: 0 LOB: 2 K: 1 BB: 0 S: 14 P: 22	R: 0 H: 1 E: 0 LOB: 1 K: 1 BB: 0 S: 11 P: 16	R: 0 H: 0 E: 0 LOB: 0 K: 2 BB: 0 S: 7 P: 8	R: 2 H: 3 E: 0 LOB: 2 K: 1 BB: 0 S: 14 P: 21	R: 1 H: 1 E: 1 LOB: 1 K: 2 BB: 1 S: 15 P: 22	R: 0 H: 1 E: 0 LOB: 1 K: 0 BB: 1 S: 9 P: 14	R: 0 H: 2 E: 0 LOB: 2 K: 1 BB: 0 S: 13 P: 18	1B: 8 SF: 0 2B: 5 SAC: 0 3B: 0 DP: 0 HR: 0 HBP: 3						WP: 1 PA: 45 PB: 0 SB: 0 CS: 1

	AB	39
	R	7
	H	13
	RBI	6
	BB	3
	SO	12
	LOB	23

PITCHER		IP	WLS	BF	H	R	ER	SO	BB	IBB	HBP	BLK	WP	HR	S	P	ERA	WHIP
Darren Oliver, L ERA: 6.72	(1, 1)	6.2		33	9	6	6	10	1	0	3	0	1	0	75	111	8.10	1.500
Tim Crabtree, R ERA: 4.88	(7, 1)	0.1	W	3	1	1	0	1	1	0	0	0	0	0	10	16	0.00	6.000
Scott Bailes, L ERA: 3.98	(8, 1)	0.1		2	1	0	0	0	0	0	0	0	0	0	3	4	0.00	3.000
Danny Patterson, R ERA: 2.7	(8, 1)	0.2		2	0	0	0	0	1	0	0	0	0	0	6	10	0.00	1.500
John Wetteland, R ERA: 1.66	(9, 1)	1.0	S	5	2	0	0	1	0	0	0	0	0	0	13	18	0.00	2.000

PITCHER	IP	WLS	BF	H	R	ER	SO	BB	IBB	HBP	BLK	WP	HR	S	P	ERA	WHIP

Batter	1	2	3	4	5	6	7	8	9	AB	R	H	RBI	BB	SO	LOB
Tom Goodwin, L (1, 8) OBP: 0.413, SLG: 0.358	C B F B X 2-2 G4-3 ①	B X 1-0 FC3-2 ① 29 PB G5-3 1-2 2B 3-H		C X 0-1 1B E 1B	C X 0-1 BB 1B		B S 1 SAFE B B B 4-1 G3 ① 1-2 BB			4	2	2	0	1	0	2
Mark McLemore, S (1, 4) OBP: 0.429, SLG: 0.386	C B X 1-1 G1-3 ②	F B X 1-1 G5-3 ② 1-2 2-3		B X 1-0 E5 SF9 1B 1-H	B 1 B B B SAFE 4-0 BB 1-2		C 1 X SAFE 0-1 G3 ② 1-2			4	1	1	0	1	0	3
29 Rusty Greer, L (1, 7) OBP: 0.367, SLG: 0.424	B C C X 1-2 1B 2B	B B C F B B 4-2 2B BB 2-3 3-H		B B C S F B C 3-3 K ① F C S 0-3 K ③			C B B C B X 3-2 G6-3 ③			4	1	1	0	1	2	4
Juan Gonzalez, R (1, 9) OBP: 0.332, SLG: 0.610	B F S F B B F B B 4-2 BB 1B BB	F F X 0-2 2B 1-3 3-H		F C X 0-2 SF9 ② 3-H		C X 0-1 HR		F B X 1-1 P4 ①		3	1	2	3	1	0	0
Will Clark, L (1, 3) OBP: 0.379, SLG: 0.461	X 0-0 BB 1B 1-2 2-H	C B B X 2-1 G4-3 ③		X 0-0 1B 2B		F B X 1-1 G6-3 ①		S B F S 1-3 K ②		5	1	2	1	0	1	2
Ivan Rodriguez, R (1, 2) OBP: 0.428, SLG: 0.647	B B S B B 4-1 BB 1-2 2-3	B F F F X 1-2 F9 ①	C X 0-1 FC4-6 1B 2-H			S X 0-1 G6-3 ②		C X 0-1 1B 1B		4	0	2	1	1	0	0
Lee Stevens, L (1, 10) OBP: 0.313, SLG: 0.511	S S B B B S 3-3 K ③	C B C B B X 3-2 G4-3 1B	X 0-0 FC4-6 ③ 1-2f			B X 1-0 G4-3 ③		X 0-0 1B 1-2		5	0	2	0	0	1	4
Domingo Cedeno, S (1, 6) OBP: 0.344, SLG: 0.328		F C X 0-2 1B FC3-2 1B	X 0-0 G4-3 ② 1-2		B C F X 1-2 F7 ①		C B B B B B 4-2 WP 1B BB	S S S 0-3 K ③		4	1	1	0	1	1	3
Fernando Tatis, R (1, 5) OBP: 0.322, SLG: 0.355		X 0-0 G5-3 FC3-2 1-3 29 PB 1B	X 0-0 L4 ③		C X 0-1 G5-3 ②		S 1 L B F B X SAFE 2-2 BB 1-H 1B			4	1	2	1	0	0	1
Inning Stats	R: 1 H: 2 E: 0 LOB: 3 K: 1 BB: 2 S: 17 P: 32	R: 2 H: 3 E: 0 LOB: 2 K: 0 BB: 1 S: 14 P: 22	R: 0 H: 1 E: 0 LOB: 1 K: 0 BB: 0 S: 9 P: 13	R: 3 H: 4 E: 1 LOB: 1 K: 1 BB: 0 S: 14 P: 18	R: 0 H: 1 E: 0 LOB: 2 K: 1 BB: 1 S: 10 P: 15	R: 1 H: 1 E: 0 LOB: 0 K: 0 BB: 0 S: 7 P: 9	R: 1 H: 1 E: 0 LOB: 1 K: 0 BB: 2 S: 12 P: 25	R: 0 H: 2 E: 0 LOB: 2 K: 2 BB: 0 S: 11 P: 13		1B: 11 SF: 1 2B: 3 SAC: 0 3B: 0 DP: 0 HR: 1 HBP: 0						

PITCHER		IP	WLS	BF	H	R	ER	SO	BB	IBB	HBP	BLK	WP	HR	S	P	ERA	WHIP
Kevin Brown, R ERA: 2.91	(1, 1)	5.0		30	11	6	6	3	4	0	0	0	0	0	64	100	10.80	3.000
Donne Wall, R ERA: 2.67	(6, 1)	2.0	L	9	2	2	2	0	2	0	0	0	1	1	19	34	9.00	2.000
Dan Miceli, R ERA: 3.45	(8, 1)	1.0		5	2	0	0	2	0	0	0	0	0	0	11	13	0.00	2.000

PITCHER	IP	WLS	BF	H	R	ER	SO	BB	IBB	HBP	BLK	WP	HR	S	P	ERA	WHIP

BOTTOM

San Diego Padres @ Texas Rangers

The Ballpark at Arlington, Arlington, TX

Fri Jun 05 1998, 8:05 PM EDT

Att. 37,903 - Cloudy - 66 F

livebaseballscorecards.com

AB	37
R	8
H	15
RBI	6
BB	6
SO	5
LOB	19

WP: 1 PA: 44
PB: 1
SB: 0
CS: 0

San Diego Padres @ Texas Rangers

The Ballpark at Arlington, Arlington, TX

Sat Jun 06 1998, 8:05 PM EDT

Att. 46,022 - Unknown - 74 F

TOP

livebaseballscorecards.com

Batter	1	2	3	4	5	6	7	8	9	AB	R	H	RBI	BB	SO	LOB
Quilvio Veras, S (1, 4) OBP: 0.384, SLG: 0.337	CS 1B		F8			L7	K			4	0	1	0	0	1	3
Steve Finley, L (1, 8) OBP: 0.283, SLG: 0.381	F8 1-2			F8		G3 1B		L4-3		4	0	1	0	0	0	1
Tony Gwynn, L (1, 10) OBP: 0.391, SLG: 0.533	E3 FC6-4			L9		G3 1-2		F8		4	0	0	0	0	0	1
Greg Vaughn, R (1, 7) OBP: 0.361, SLG: 0.622	FC6-4 1-2f			P2		G4-3		L7		4	0	0	0	0	0	2
Wally Joyner, L (1, 3) OBP: 0.383, SLG: 0.483		K			G1-3		FC2-5 1B		F8	4	0	1	0	0	1	0
Mark Sweeney, L (1, 9) OBP: 0.304, SLG: 0.304		G6-3			E3		BB FC2-5 1-2		K	4	0	1	0	0	1	0
Ed Giovanola, L (1, 5) OBP: 0.321, SLG: 0.365		F7			1B		FC2-5 BB 1-2 2-3f		3B	4	0	2	0	0	0	2
Carlos Hernandez, R (1, 2) OBP: 0.306, SLG: 0.340			K		L4		F4		K	4	0	0	0	0	2	5
Chris Gomez, R (1, 6) OBP: 0.320, SLG: 0.364			K		G4-3		BB 1-2 2-3			2	0	0	0	1	1	2

	AB	34
	R	0
	H	6
	RBI	0
	BB	1
	SO	6
	LOB	16

Inning Stats	1	2	3	4	5	6	7	8	9
	R: 0 E: 1 K: 0 S: 8	H: 1 LOB: 1 BB: 0 P: 13	R: 0 E: 0 K: 1 S: 7	H: 0 LOB: 0 BB: 0 P: 10	R: 0 E: 0 K: 2 S: 8	H: 0 LOB: 0 BB: 0 P: 15	R: 0 E: 0 K: 0 S: 5	H: 0 LOB: 0 BB: 0 P: 7	R: 0 E: 1 K: 0 S: 12	H: 1 LOB: 2 BB: 0 P: 16	R: 0 E: 0 K: 0 S: 10	H: 1 LOB: 1 BB: 0 P: 15	R: 0 E: 0 K: 1 S: 14	H: 2 LOB: 3 BB: 1 P: 24	R: 0 E: 0 K: 0 S: 10	H: 0 LOB: 0 BB: 0 P: 18	R: 0 E: 0 K: 2 S: 12	H: 1 LOB: 1 BB: 0 P: 15

1B: 5	SF: 0	WP: 0	PA: 35
2B: 0	SAC: 0	PB: 0	
3B: 1	DP: 0	SB: 0	
HR: 0	HBP: 0	CS: 1	

PITCHER		IP	WLS	BF	H	R	ER	SO	BB	IBB	HBP	BLK	WP	HR	S	P	ERA	WHIP
John Burkett, R ERA: 6.3	(1, 1)	8.0	W	31	5	0	0	4	1	0	0	0	0	0	74	118	0.00	0.750
John Wetteland, R ERA: 1.59	(9, 1)	1.0	S	4	1	0	0	2	0	0	0	0	0	0	12	15	0.00	1.000

PITCHER	IP	WLS	BF	H	R	ER	SO	BB	IBB	HBP	BLK	WP	HR	S	P	ERA	WHIP

Batter	1	2	3	4	5	6	7	8	9	AB	R	H	RBI	BB	SO	LOB
Roberto Kelly, R (1, 8) OBP: 0.325, SLG: 0.538	C F B S 1-3 K ①		F F B 1 B F B T SAFE 3-2 K ①		F S B X 1-2 P6 ②		C B B X 2-1 G6-3 ②			4	0	0	0	0	2	3
Tom Goodwin, L (8, 8) OBP: 0.413, SLG: 0.358										0	0	0	0	0	0	0
Mark McLemore, S (1, 4) OBP: 0.430, SLG: 0.392	C B B X 2-1 2B		1 SAFE B X 1-0 G6-4-3 ② ③ 1-2f		C B B X 2-1 2B 2-H 3-H		B B X 2-0 L8 ③			2	0	1	0	0	0	1
Luis Alicea, S (4, 4) OBP: 0.353, SLG: 0.440										2	0	1	2	0	0	0
29 Rusty Greer, L (1, 7) OBP: 0.362, SLG: 0.416	B B B C F F S 3-3 K ②			C X 0-1 F7 ①	C B F B F C 2-3 K ③			B C X 1-1 G5-3 ①		4	0	0	0	0	2	2
Juan Gonzalez, R (1, 9) OBP: 0.335, SLG: 0.610	I I I I 4-0 IBB			F X 0-1 G5-3 ②		B B B C X 3-1 F8 2B		B B X 2-0 P3 ②		3	0	1	0	1	0	0
Will Clark, L (1, 3) OBP: 0.381, SLG: 0.466	B X 1-0 L4 ③			B C F B X 2-2 1B	X 0-0 F8 ① 2-3			B F S B X 2-2 PB 2B		4	0	2	0	0	0	3
Ivan Rodriguez, R (1, 2) OBP: 0.425, SLG: 0.638		B F C F F B B S 3-3 K ①		X 0-0 L8 ③		F S F B S 1-3 K ②		B B B I 4-0 PB IBB		3	0	0	0	1	2	2
Mike Simms, R (1, 10) OBP: 0.442, SLG: 0.652	C B B X 2-1 G1-3 ②				B B C C B X 3-2 SH5-4 1B 2B 1B	B C B F C 2-3 K ③		B F C B B F B 4-2 1-2 2-3 BB		3	1	1	0	0	1	1
Lee Stevens, L (8, PH) OBP: 0.316, SLG: 0.511										0	0	0	0	1	0	0
Domingo Cedeno, S (1, 6) OBP: 0.353, SLG: 0.387	F B F S 1-3 K ③				S B 1 SAFE X 1-1 SH5-4 1-2 2B 1B		B F B B X 3-1 HR	S F F B F F F X 1-2 L9 ③		4	2	2	1	0	1	3
Fernando Tatis, R (1, 5) OBP: 0.324, SLG: 0.357			B X 1-0 G6-4-3 1B		B L B X 2-1 SH5-4 ① 1-2 2-3		B F C B B F X 3-2 F7 ①			2	0	1	0	0	0	0
Inning Stats	R: 0 E: 0 K: 2 S: 10 H: 1 LOB: 2 BB: 1 P: 21	R: 0 E: 0 K: 2 S: 10 H: 0 LOB: 0 BB: 0 P: 16	R: 0 E: 0 K: 1 S: 6 H: 1 LOB: 0 BB: 0 P: 11	R: 0 E: 0 K: 0 S: 8 H: 1 LOB: 1 BB: 0 P: 10	R: 2 E: 0 K: 1 S: 16 H: 3 LOB: 1 BB: 0 P: 27	R: 0 E: 0 K: 2 S: 10 H: 1 LOB: 1 BB: 0 P: 16	R: 1 E: 0 K: 0 S: 9 H: 1 LOB: 0 BB: 0 P: 19	R: 0 E: 0 K: 0 S: 16 H: 1 LOB: 3 BB: 2 P: 30		1B: 4 2B: 4 3B: 0 HR: 1	SF: 0 SAC: 1 DP: 1 HBP: 0					

PITCHER		IP	WLS	BF	H	R	ER	SO	BB	IBB	HBP	BLK	WP	HR	S	P	ERA	WHIP
Sterling Hitchcock, L ERA: 3.83	(1, 1)	7.2	L	32	9	3	3	8	0	1	0	0	0	1	75	131	3.52	1.174
Brian Boehringer, R ERA: 4.59	(8, 1)	0.1		3	0	0	0	0	1	1	0	0	0	0	10	19	0.00	3.000

PITCHER	IP	WLS	BF	H	R	ER	SO	BB	IBB	HBP	BLK	WP	HR	S	P	ERA	WHIP

BOTTOM

San Diego Padres @ Texas Rangers

The Ballpark at Arlington, Arlington, TX

Sat Jun 06 1998, 8:05 PM EDT

Att. 46,022 - Unknown - 74 F

livebaseballscorecards.com

AB	31
R	3
H	9
RBI	3
BB	3
SO	8
LOB	15

1B: 4	SF: 0	WP: 0	PA: 35
2B: 4	SAC: 1	PB: 1	
3B: 0	DP: 1	SB: 0	
HR: 1	HBP: 0	CS: 0	

Batter	1	2	3	4	5	6	7	8	9	AB	R	H	RBI	BB	SO	LOB
Quilvio Veras, S (1, 4) OBP: 0.387, SLG: 0.341	G4-3		CS 1B	P4		G4-6-3 1B	G1-3 1-2 2-3	1-3 2-H 3-H 2B 1B		6	1	3	2	0	0	3
Steve Finley, L (1, 8) OBP: 0.295, SLG: 0.401	2B BB		E8 1-2 G3 2B	HR 2B		G4-6-3 1-2f	1B 2-H 3-H 1B	2-H 3-H 2B		5	3	4	5	1	0	1
Tony Gwynn, L (1, 9) James Mouton, R (8, PR) OBP: 0.246, SLG: 0.255 (8, 7) OBP: 0.391, SLG: 0.528	F7		G3 3-H	HR IBB			G4-3 1B 1-2 1B	F9		4 1	1 0	1 0	1 0	1 0	0 0	1 1
Greg Vaughn, R (1, 10) OBP: 0.364, SLG: 0.634	1-H 2B		F7	1-H 2-H HR			1B BB BB F8	F8		5	2	2	4	1	0	3
Wally Joyner, L (1, 3) OBP: 0.384, SLG: 0.477	BB			G4-3	G3			BB BB 1-3 BB 1B	F7	4	1	1	0	1	0	0
Mandy Romero, S (1, 2) Ken Caminiti, S (8, PH) Carlos Hernandez, R (8, 2) OBP: 0.341, SLG: 0.445 OBP: 0.310, SLG: 0.345	F7			F8	P5			BB BB 1-2 1B BB	1B 1B	3 0 1	0 1 1	0 0 1	0 0 0	0 1 0	0 0 0	2 0 0
Ruben Rivera, R (1, 7) (8, 9) OBP: 0.432, SLG: 0.600		P5		F7	L8			BB 1-2 2-3 3-H 1B BB	1B 1-2 1B	4	2	1	1	1	0	0
Ed Giovanola, L (1, 5) OBP: 0.326, SLG: 0.359		L9			G6-3	L8		G1-3 1-2 1B 2-3 1B 3-H BB	BB 1-3 1B 2-H 1B	4	2	1	2	1	0	0
Andy Sheets, R (1, 6) Mark Sweeney, L (8, PH) Chris Gomez, R (8, 6) OBP: 0.298, SLG: 0.359 OBP: 0.313, SLG: 0.314 OBP: 0.323, SLG: 0.364		G5-3			2B BB		P8	1B 1-2 G1-3 1B 2-H 1B 3-H	1B 1-2 2B BB	2 1 0	1 1 1	0 1 0	0 2 0	1 0 1	0 0 0	0 0 0
Inning Stats	R: 1 H: 1 E: 0 LOB: 2 K: 0 BB: 2 S: 11 P: 24	R: 0 H: 0 E: 0 LOB: 0 K: 0 BB: 0 S: 6 P: 9	R: 1 H: 2 E: 1 LOB: 0 K: 0 BB: 0 S: 8 P: 14	R: 0 H: 0 E: 0 LOB: 0 K: 0 BB: 0 S: 9 P: 12	R: 4 H: 2 E: 0 LOB: 0 K: 0 BB: 2 S: 9 P: 21	R: 0 H: 0 E: 0 LOB: 0 K: 0 BB: 0 S: 5 P: 11	R: 0 H: 1 E: 0 LOB: 0 K: 0 BB: 0 S: 4 P: 6	R: 6 H: 4 E: 0 LOB: 2 K: 0 BB: 4 S: 20 P: 45	R: 5 H: 5 E: 0 LOB: 1 K: 0 BB: 1 S: 15 P: 24	1B: 10 SF: 0 2B: 4 SAC: 0 3B: 0 DP: 1 HR: 1 HBP: 0						WP: 0 PA: 49 PB: 0 SB: 0 CS: 1

PITCHER		IP	WLS	BF	H	R	ER	SO	BB	IBB	HBP	BLK	WP	HR	S	P	ERA	WHIP
Bobby Witt, R ERA: 7.36	(1, 1)	6.1		27	5	6	5	0	3	1	0	0	0	1	49	93	7.11	1.263
Eric Gunderson, L ERA: 0.93	(7, 1)	1.0		3	1	0	0	0	0	0	0	0	0	0	5	8	0.00	1.000
Danny Patterson, R ERA: 4.95	(8, 1)	0.0	L	5	1	2	2	0	4	0	0	0	0	0	8	25	∞	∞
Tim Crabtree, R ERA: 5.14	(8, 1)	0.1		2	1	2	2	0	0	0	0	0	0	0	5	7	54.00	3.000
Scott Bailes, L ERA: 3.92	(8, 1)	0.1		3	2	2	2	0	0	0	0	0	0	0	5	9	54.00	6.000

PITCHER		IP	WLS	BF	H	R	ER	SO	BB	IBB	HBP	BLK	WP	HR	S	P	ERA	WHIP
Al Levine, R ERA: 3.79	(9, 1)	1.0		9	5	5	5	0	1	0	0	0	0	0	15	24	45.00	6.000

TOP

San Diego Padres @ Texas Rangers

The Ballpark at Arlington, Arlington, TX

Sun Jun 07 1998, 4:33 AM EDT

Att. 46,372 - Cloudy - 78 F

livebaseballscorecards.com

AB	40
R	17
H	15
RBI	17
BB	9
SO	0
LOB	11

San Diego Padres @ Texas Rangers

The Ballpark at Arlington, Arlington, TX

Sun Jun 07 1998, 4:33 AM EDT

Att. 46,372 - Cloudy - 78 F

livebaseballscorecards.com

BOTTOM

Batter	1	2	3	4	5	6	7	8	9	AB	R	H	RBI	BB	SO	LOB
Tom Goodwin, L (1, 8) OBP: 0.409, SLG: 0.354	C B B B B X 3-2 S HBP E 1B	1 SAFE B 1 SAFE B X 2-0 ③ G5-3		B C 2 SAFE C C 1-3 ② K		B C X 1-1 ③ F8		C F B F F X 1-2 ② F9		5	1	1	0	0	1	3
Luis Alicea, S (1, 4) OBP: 0.374, SLG: 0.435	L 1 SAFE 1 SAFE H 1-1 S 1-2 BB HBP	B C B B B B 4-1 1B 1B BB	X 0-0 ③ P6			B B B C C F B 4-2 HR BB	B F S B B B 4-2 BB			1	2	0	0	3	0	1
Ivan Rodriguez, R (1, 2) OBP: 0.420, SLG: 0.628	B B F S T S 2-3 ① K 1-3 2-H	B X 1-0 1B 1-2 SF9 1B			F F X 0-2 ① G5-3		S B F B C 2-3 ① K	X 0-0 ③ F8		5	1	1	0	0	2	3
Juan Gonzalez, R (1, 10) OBP: 0.341, SLG: 0.610 Scott Sheldon, R (9, PH)	C T B B B F B 4-2 BB BB	F S B B B X 2-2 1-3 2-H 1B			B C X 1-1 ② L5		B S 1 SAFE B B B 4-1 HR 1-2 BB		F F F S 0-3 ① K	2 1	1 0	1 0	1 0	2 0	0 1	0 0
Will Clark, L (1, 3) OBP: 0.385, SLG: 0.483	B C 1 SAFE B B B X 3-1 ② P5	C X 0-1 ① SF9 3-H			B X 1-0 1B		C F B X 1-2 1-H 2-H HR		B F B B B C B 4-2 WP 29 WP 3B BB	3	2	2	4	1	0	2
Mike Simms, R (1, 9) OBP: 0.436, SLG: 0.625 29 Rusty Greer, L (7, PH) OBP: 0.359, SLG: 0.413 (8, 7)	C B B B B C F B 4-2 ③ 1-2 3-H BB	B S X 1-1 ② P4			B C X 1-1 ③ P8		C S B B F F B X 3-2 ② F7		C F B B X 2-2 ② G1-3 1-2	2 2	0 0	0 0	0 0	1 0	0 0	2 1
Roberto Kelly, R (1, 7) OBP: 0.302, SLG: 0.500 Lee Stevens, L (7, PH) OBP: 0.323, SLG: 0.511 (8, 9)	C C S 0-3 ① K	1 SAFE B X 1-0 ③ P4				C B S F S 1-3 ① K	B S B S T F F B B 4-2 BB		B S B F B B 4-2 2-3 3B BB	3 0	0 1	0 0	0 0	0 2	2 0	1 0
Domingo Cedeno, S (1, 6) OBP: 0.356, SLG: 0.418	F B C B F X 2-2 ② G6-3			B F B X 2-1 ① F8		C B X 1-1 1B	F B F X 1-2 ③ G4-3		X 0-0 1-H 3-H 3B	5	0	2	2	0	0	1
Fernando Tatis, R (1, 5) OBP: 0.326, SLG: 0.364	X 0-0 1B			L S B B B F X 3-2 2B		C B S 1 SAFE S 1-3 ② K		X 0-0 ① F8	C B F X 1-2 ③ P6	5	0	2	0	0	1	2
Inning Stats	R: 1 H: 1 E: 1 LOB: 2 K: 1 BB: 2 S: 16 P: 33	R: 0 H: 1 E: 0 LOB: 1 K: 1 BB: 0 S: 9 P: 13	R: 2 H: 2 E: 0 LOB: 1 K: 0 BB: 1 S: 10 P: 19	R: 0 H: 1 E: 0 LOB: 1 K: 1 BB: 0 S: 10 P: 16	R: 0 H: 1 E: 0 LOB: 1 K: 0 BB: 0 S: 8 P: 11	R: 0 H: 1 E: 0 LOB: 1 K: 2 BB: 0 S: 11 P: 15	R: 3 H: 1 E: 0 LOB: 1 K: 1 BB: 3 S: 22 P: 41	R: 0 H: 0 E: 0 LOB: 1 K: 0 BB: 1 S: 9 P: 14	R: 2 H: 1 E: 0 LOB: 1 K: 1 BB: 2 S: 15 P: 26	1B: 6 SF: 1 2B: 1 SAC: 0 3B: 1 DP: 0 HR: 1 HBP: 1						

	AB	34
	R	8
	H	9
	RBI	7
	BB	9
	SO	7
	LOB	16

WP: 2 PA: 45
PB: 0
SB: 3
CS: 0

PITCHER		IP	WLS	BF	H	R	ER	SO	BB	IBB	HBP	BLK	WP	HR	S	P	ERA	WHIP
24 Mark Langston, L ERA: 5.22	(1, 1)	5.1		26	7	3	3	4	3	0	1	0	0	0	59	100	5.06	1.875
Carlos Reyes, R ERA: 3.81	(6, 1)	1.0		6	1	3	3	2	2	0	0	0	0	1	15	28	27.00	3.000
Dan Miceli, R ERA: 3.27	(7, 1)	1.2	W	7	0	0	0	0	2	0	0	0	0	0	21	34	0.00	1.200
Trevor Hoffman, R ERA: 1.73	(9, 1)	1.0		6	1	2	2	1	2	0	0	0	2	0	15	26	18.00	3.000

PITCHER	IP	WLS	BF	H	R	ER	SO	BB	IBB	HBP	BLK	WP	HR	S	P	ERA	WHIP

Batter	1	2	3	4	5	6	7	8	9	AB	R	H	RBI	BB	SO	LOB
Reggie Sanders, R (1, 8) OBP: 0.346, SLG: 0.427	B X 1-0 G6-3 3B		C B F X 1-2 ① G4-3		B B C X 2-1 1B 2B 1B		C B S B X 2-2 ② G5-3		B X 1-0 FC4-6 1B	5	2	3	0	0	0	0
Lenny Harris, L (1, 9) OBP: 0.342, SLG: 0.373	C X 0-1 ① G6-3 3-H		X 0-0 ② F7		B 1 SAFE F X 1-1 2B 1-3 1B		F B B X 2-1 1B		S X 0-1 ③ FC4-6 1-2f	5	0	2	1	0	0	1
Barry Larkin, R (1, 6) OBP: 0.365, SLG: 0.430	B X 1-0 ② F7		B X 1-0 ③ F9		B F B X 2-1 1-3 3-H 2B		B C C S 1-3 ③ K			4	0	1	1	0	1	1
Willie Greene, L (1, 5) OBP: 0.406, SLG: 0.452	B C B S B F F B 4-2 BB			C B X 1-1 FC4-6 1B	B X 1-0 ② P5			B S S F B B B 4-2 G3 BB		2	0	1	0	2	0	2
Dmitri Young, S (1, 3) OBP: 0.358, SLG: 0.496	B C F X 1-2 ③ P5			X 0-0 ① FC4-6 BB 1-2f	F X 0-1 ③ G4-3			S B X 1-1 ① F7		4	0	0	0	0	0	5
Eddie Taubensee, L (1, 2) OBP: 0.385, SLG: 0.472		B S S B F F S 2-3 ① K		B B B C X 3-1 ② P5		B F S S 1-3 ① K		C B F X 1-2 ② G3 1-2		4	0	0	0	0	2	2
Bret Boone, R (1, 4) OBP: 0.338, SLG: 0.490		B C F X 1-2 FC5-4 1B		B B B C B 4-1 1-2 BB		X 0-0 ② G6-3		B B S F S 2-3 ③ K2-3		3	0	1	0	1	1	1
Chris Stynes, R (1, 7) OBP: 0.335, SLG: 0.367 Scott Sullivan, R (6, 1) OBP: 0.200, SLG: 0.200 Danny Graves, R (7, 1) Melvin Nieves, S (9, PH) OBP: 0.339, SLG: 0.383		X 0-0 ② FC5-4 1-2f		B X 1-0 ③ G4-3		B B B C X 3-1 ③ G4-3			X 0-0 ① P5	3 0 0 1	0 0 0 0	0 0 0 0	0 0 0 0	0 0 0 0	0 0 0 0	3 0 0 0
Scott Winchester, R (1, 1) Jon Nunnally, L (6, 7) OBP: 0.345, SLG: 0.387		C S C 0-3 ③ K			B X 1-0 ① G6-3		X 0-0 ① G3		C F B B X 2-2 ② G4-3	2 2	0 0	0 0	0 0	0 0	1 0	1 0
Inning Stats	R: 1 H: 1 E: 0 LOB: 1 K: 0 BB: 1 S: 11 P: 18	R: 0 H: 1 E: 0 LOB: 1 K: 2 BB: 0 S: 12 P: 15	R: 0 H: 0 E: 0 LOB: 0 K: 0 BB: 0 S: 5 P: 7	R: 0 H: 1 E: 0 LOB: 2 K: 0 BB: 1 S: 7 P: 16	R: 1 H: 3 E: 0 LOB: 2 K: 0 BB: 0 S: 10 P: 17	R: 0 H: 0 E: 0 LOB: 0 K: 1 BB: 0 S: 6 P: 10	R: 0 H: 1 E: 0 LOB: 1 K: 1 BB: 0 S: 9 P: 14	R: 0 H: 0 E: 0 LOB: 1 K: 1 BB: 1 S: 11 P: 19	R: 0 H: 1 E: 0 LOB: 1 K: 0 BB: 0 S: 7 P: 10	1B: 6 2B: 1 3B: 1 HR: 0	SF: 0 SAC: 0 DP: 0 HBP: 0			WP: 0 PB: 0 SB: 0 CS: 0	PA: 38		

PITCHER	IP	WLS	BF	H	R	ER	SO	BB	IBB	HBP	BLK	WP	HR	S	P	ERA	WHIP
Joey Hamilton, R (1, 1) ERA: 5.2	8.0	W	34	7	2	2	5	3	0	0	0	0	0	71	116	2.25	1.250
Trevor Hoffman, R (9, 1) ERA: 1.67	1.0	S	4	1	0	0	0	0	0	0	0	0	0	7	10	0.00	1.000

PITCHER	IP	WLS	BF	H	R	ER	SO	BB	IBB	HBP	BLK	WP	HR	S	P	ERA	WHIP

TOP

Cincinnati Reds @ San Diego Padres

Qualcomm Stadium, San Diego, CA

Mon Jun 08 1998, 10:05 PM EDT

Att. 14,620 - Cloudy - 67 F

livebaseballscorecards.com

AB	35
R	2
H	8
RBI	2
BB	3
SO	5
LOB	16

Batter	1	2	3	4	5	6	7	8	9	AB	R	H	RBI	BB	SO	LOB
Quilvio Veras, S (1, 4) OBP: 0.387, SLG: 0.340	B F C B X 2-2 F7 ①	C C B B B B 4-2 1B 1-2 2-3 3-H BB		B B C F B C 3-3 K ③			B B C X 2-1 S 1B SF7 1B	F B X 1-1 G4-3 ③		4	1	1	1	1	1	1
Steve Finley, L (1, 8) OBP: 0.302, SLG: 0.404	B B B C B 4-1 BB	B C F X 1-2 1-2 2-3 3-H 1B			C B X 1-1 F7 ①		1 SAFE 1 SAFE B X 1-0 BB S G3 1-2 1B			3	1	2	1	1	0	0
Tony Gwynn, L (1, 9) OBP: 0.387, SLG: 0.521 Ruben Rivera, R (6, 9) OBP: 0.447, SLG: 0.600	C 1 SAFE B X 1-1 F9 ②	B X 1-0 F9 ③			B B C X 2-1 F7 ②		L B B B C B 4-2 G3 BB 1-2 2-3 BB			3 0	0 0	0 0	0 0	0 1	0 0	4 0
Ken Caminiti, S (1, 5) OBP: 0.339, SLG: 0.443	1 SAFE 1 SAFE C B C S 1-3 K ③		X 0-0 F8 ①		X 0-0 BB 1B		B B B C S X 3-2 SF7 ① 3-H			3	0	1	1	0	1	1
Greg Vaughn, R (1, 7) OBP: 0.370, SLG: 0.638		X 0-0 G4-3 BB 2B	X 0-0 G6-3 ②		C B 1 SAFE B B B 4-1 1-2 BB		B F B F B B 4-2 G3 1-2 2-3 BB			2	1	1	0	2	0	0
Wally Joyner, L (1, 3) OBP: 0.376, SLG: 0.467		B X 1-0 G4-3 ① 2-3	B B C B C S 3-3 K ③		B B X 2-0 G1-3 ③		B B B C X 3-1 G3 ② 1-2 2-3 3-H			4	0	0	1	0	1	5
Carlos Hernandez, R (1, 2) OBP: 0.302, SLG: 0.336	C X 0-1 G5-3 ②			B B F B F X 3-2 P4 ①		C F F B B F F C 2-3 K ①	B C B X 2-1 F8 ③			4	0	0	0	0	1	3
Chris Gomez, R (1, 6) OBP: 0.327, SLG: 0.363		B B F B B 4-1 BB BB 1B BB		B B F X 2-1 S 1B		F X 0-1 F8 ②		C B C F S 1-3 K ①		3	1	1	0	1	1	0
Joey Hamilton, R (1, 1) OBP: 0.121, SLG: 0.094 Mark Sweeney, L (8, PH) OBP: 0.309, SLG: 0.310 Trevor Hoffman, R (9, 1)		B B B B 4-0 1B BB 1-2 BB		B X 1-0 F8 ② 1-2		C B C S 1-3 K ③		F B F X 1-2 L6 ②		2 1 0	0 0 0	0 0 0	0 0 0	1 0 0	1 0 0	1 0 0
Inning Stats	R: 0 E: 0 K: 1 S: 9 H: 0 LOB: 1 BB: 1 P: 17	R: 2 E: 0 K: 0 S: 11 H: 2 LOB: 3 BB: 3 P: 26	R: 0 E: 0 K: 1 S: 5 H: 0 LOB: 0 BB: 0 P: 8	R: 0 E: 0 K: 1 S: 9 H: 1 LOB: 1 BB: 0 P: 18	R: 0 E: 0 K: 0 S: 7 H: 1 LOB: 2 BB: 1 P: 16	R: 0 E: 0 K: 2 S: 11 H: 0 LOB: 0 BB: 0 P: 14	R: 2 E: 0 K: 0 S: 14 H: 2 LOB: 2 BB: 2 P: 33	R: 0 E: 0 K: 1 S: 10 H: 0 LOB: 0 BB: 0 P: 13		1B: 5 2B: 1 3B: 0 HR: 0	SF: 1 SAC: 0 DP: 0 HBP: 0					

PITCHER		IP	WLS	BF	H	R	ER	SO	BB	IBB	HBP	BLK	WP	HR	S	P	ERA	WHIP
Scott Winchester, R ERA: 4.37	(1, 1)	5.0		24	4	2	2	3	5	0	0	0	0	0	41	85	3.60	1.800
Scott Sullivan, R ERA: 5.63	(6, 1)	1.0	L	5	2	2	2	2	0	0	0	0	0	0	14	20	18.00	2.000
Danny Graves, R ERA: 3.18	(7, 1)	2.0		8	0	0	0	1	2	0	0	0	0	0	21	40	0.00	1.000

PITCHER	IP	WLS	BF	H	R	ER	SO	BB	IBB	HBP	BLK	WP	HR	S	P	ERA	WHIP

BOTTOM

Cincinnati Reds @ San Diego Padres

Qualcomm Stadium, San Diego, CA

Mon Jun 08 1998, 10:05 PM EDT

Att. 14,620 - Cloudy - 67 F

livebaseballscorecards.com

AB	29
R	4
H	6
RBI	4
BB	7
SO	6
LOB	15

1B: 5	SF: 1	WP: 0	PA: 37
2B: 1	SAC: 0	PB: 0	
3B: 0	DP: 0	SB: 3	
HR: 0	HBP: 0	CS: 0	

Batter	1	2	3	4	5	6	7	8	9	AB	R	H	RBI	BB	SO	LOB
Reggie Sanders, R (1, 8) OBP: 0.349, SLG: 0.429	C X 0-1 CS 1B		C F X 0-2 ③ G5-3			B X 1-0 S E 1B		X 0-0 ② G6-3		4	1	2	0	0	0	0
Dmitri Young, S (1, 3) OBP: 0.352, SLG: 0.487	B S S F S 1-3 ① ② K 1-2			S B B F B X 3-2 ① G3		1 SAFE F F F B X 1-2 ② G6-3 1-2		F C S 0-3 ③ K		4	0	0	0	0	2	2
Barry Larkin, R (1, 6) OBP: 0.363, SLG: 0.426	C S B B B C 3-3 ③ K			F X 0-1 ② G6-3		B X 1-0 E8 2-H 1B			F C S 0-3 ① K	4	0	1	1	0	2	0
Willie Greene, L (1, 5) OBP: 0.403, SLG: 0.448		X 0-0 ① G6-3		C C S 0-3 ③ K		S B X 1-1 ③ G3			C C X 0-2 1B 1B	4	0	1	0	0	1	1
Bret Boone, R (1, 4) OBP: 0.341, SLG: 0.490		B B X 2-0 1B			C F B B S 2-3 ① K		X 0-0 ① F8		C F X 0-2 1-2 1B	4	0	2	0	0	1	0
Melvin Nieves, S (1, 9) OBP: 0.317, SLG: 0.353		S B 1 SAFE S B S 2-3 ② K			B C S X 1-2 ② F7		F C 0-3 ② K		S B C S 1-3 ② K	4	0	0	0	0	3	3
Pat Watkins, R (1, 7) OBP: 0.288, SLG: 0.383		B X 1-0 ③ F8			X 0-0 2B		X 0-0 FC6-4 1B		C S B S 1-3 ③ K	4	0	2	0	0	1	3
Brook Fordyce, R (1, 2) OBP: 0.273, SLG: 0.327 Danny Graves, R (7, 1) Gabe White, L (8, 1) OBP: 0.333, SLG: 0.333			B X 1-0 ① F9		B C B X 2-1 ③ F9		X 0-0 ③ FC6-4 1-2f			3 0 0	0 0 0	0 0 0	0 0 0	0 0 0	0 0 0	2 0 0
Brett Tomko, R (1, 1) OBP: 0.133, SLG: 0.103 Eddie Taubensee, L (7, 2) OBP: 0.383, SLG: 0.470			F S S 0-3 ② K			F C F B F S 1-3 ① K		C F S 0-3 ① K		2 1	0 0	0 0	0 0	0 0	2 1	0 0
Inning Stats	R: 0 E: 0 K: 2 S: 9 H: 1 LOB: 0 BB: 0 P: 13	R: 0 E: 0 K: 1 S: 6 H: 1 LOB: 1 BB: 0 P: 11	R: 0 E: 0 K: 1 S: 7 H: 0 LOB: 0 BB: 0 P: 8	R: 0 E: 0 K: 1 S: 8 H: 0 LOB: 0 BB: 0 P: 11	R: 0 E: 0 K: 1 S: 9 H: 1 LOB: 1 BB: 0 P: 14	R: 1 E: 1 K: 1 S: 13 H: 2 LOB: 1 BB: 0 P: 18	R: 0 E: 0 K: 1 S: 6 H: 1 LOB: 1 BB: 0 P: 6	R: 0 E: 0 K: 2 S: 7 H: 0 LOB: 0 BB: 0 P: 7	R: 0 E: 0 K: 3 S: 15 H: 2 LOB: 2 BB: 0 P: 17	1B: 7 2B: 1 3B: 0 HR: 0 SF: 0 SAC: 0 DP: 0 HBP: 0						

PITCHER		IP	WLS	BF	H	R	ER	SO	BB	IBB	HBP	BLK	WP	HR	S	P	ERA	WHIP
Andy Ashby, R ERA: 2.21	(1, 1)	8.1	W	32	8	1	1	11	0	0	0	0	0	0	74	97	1.08	0.960
Trevor Hoffman, R ERA: 1.63	(9, 1)	0.2	S	2	0	0	0	2	0	0	0	0	0	0	6	8	0.00	0.000

PITCHER	IP	WLS	BF	H	R	ER	SO	BB	IBB	HBP	BLK	WP	HR	S	P	ERA	WHIP

TOP

Cincinnati Reds @ San Diego Padres

Qualcomm Stadium, San Diego, CA

Tue Jun 09 1998, 10:05 PM EDT

Att. 14,857 - Cloudy - 69 F

livebaseballscorecards.com

AB	34
R	1
H	8
RBI	1
BB	0
SO	13
LOB	11

1B: 7	SF: 0	WP: 0	PA: 34
2B: 1	SAC: 0	PB: 0	
3B: 0	DP: 0	SB: 1	
HR: 0	HBP: 0	CS: 1	

Batter	1	2	3	4	5	6	7	8	9	AB	R	H	RBI	BB	SO	LOB
Quilvio Veras, S (1, 4) OBP: 0.383, SLG: 0.333	C B F F X 1-2 G3 ①		B F C X 1-2 F7 ③		B C B B B 4-1 FC3-6 BB		B X 1-0 G6-3 ② S X 0-1 F8 ②			4	0	0	0	1	0	0
Steve Finley, L (1, 8) OBP: 0.304, SLG: 0.402	B B B B 4-0 FC4-6 BB			C F B B B X 3-2 L3 ①	B S B F B F F X 3-2 FC3-6 ② 1-2f 2-3		C X 0-1 BB BB HR 1B B S B X 2-1 F7 ③			4	1	1	0	1	0	2
Wally Joyner, L (1, 3) OBP: 0.374, SLG: 0.459	X 0-0 F7 ②			X 0-0 F9 ②	B X 1-0 F9 ③		B 1 SAFE 1 SAFE B F B B 4-1 BB HR 1-2 BB			3	1	0	0	1	0	3
Ken Caminiti, S (1, 5) OBP: 0.343, SLG: 0.448 Ed Giovanola, L (8, 5) OBP: 0.326, SLG: 0.359	1 SAFE B X 1-0 FC4-6 ③ 1-2f			X 0-0 WP 2B		B B C B F X 3-2 E7	B B C F B F B 4-2 HR BB 1-2 2-3			3 0	1 0	1 0	0 0	1 0	0 0	1 0
Greg Vaughn, R (1, 7) OBP: 0.372, SLG: 0.647		C B X 1-1 F8 ①		B B S 2 SAFE B B 4-1 BB		F C B B S 2-3 K ①	S X 0-1 1-H 2-H 3-H HR			3	1	1	4	1	1	1
Mark Sweeney, L (1, 9) OBP: 0.318, SLG: 0.324 Ruben Rivera, R (7, PR) OBP: 0.447, SLG: 0.600 (8, 9)		X 0-0 G4-3 ②		B C C B F S 2-3 K ③ 2-3		C B S B B B 4-2 BB	X 0-0 2B			3 0	0 0	1 0	0 0	1 0	1 0	2 0
Andy Sheets, R (1, 6) OBP: 0.306, SLG: 0.379		X 0-0 F8 ③			B X 1-0 1B 3B	C S C 0-3 K ②	S B B C F B F F B 4-2 BB			3	1	1	0	1	1	2
Carlos Hernandez, R (1, 2) OBP: 0.301, SLG: 0.333			B F C B X 2-2 G4-3 ①		B B X 2-0 FC3-6 SH1-4 1B 3-H	C F B B B X 3-2 G6-3 ③	S C B S 1-3 K ③			4	0	1	1	0	1	4
Andy Ashby, R (1, 1) OBP: 0.086, SLG: 0.086 Trevor Hoffman, R (9, 1)			B S F B X 2-2 P4 ②		B C F X 1-2 SH1-4 ① 1-2		S B S S 1-3 K ① S B C S 1-3 K ①			3 0	0 0	0 0	0 0	0 0	2 0	0 0
Inning Stats	R: 0 H: 0 E: 0 LOB: 1 K: 0 BB: 1 S: 6 P: 12	R: 0 H: 0 E: 0 LOB: 0 K: 0 BB: 0 S: 4 P: 5	R: 0 H: 0 E: 0 LOB: 0 K: 0 BB: 0 S: 9 P: 14	R: 0 H: 1 E: 0 LOB: 2 K: 1 BB: 1 S: 10 P: 19	R: 1 H: 2 E: 0 LOB: 2 K: 0 BB: 1 S: 12 P: 24	R: 0 H: 0 E: 1 LOB: 2 K: 2 BB: 1 S: 14 P: 26	R: 4 H: 3 E: 0 LOB: 2 K: 2 BB: 3 S: 21 P: 36	R: 0 H: 0 E: 0 LOB: 0 K: 1 BB: 0 S: 7 P: 10		1B: 2 SF: 0 2B: 2 SAC: 1 3B: 1 DP: 0 HR: 1 HBP: 0				WP: 1 PA: 38 PB: 0 SB: 0 CS: 0		

PITCHER		IP	WLS	BF	H	R	ER	SO	BB	IBB	HBP	BLK	WP	HR	S	P	ERA	WHIP
Brett Tomko, R ERA: 4.54	(1, 1)	6.2	L	34	6	5	5	4	7	0	0	0	1	1	73	132	6.75	1.950
Danny Graves, R ERA: 3.13	(7, 1)	0.1		1	0	0	0	1	0	0	0	0	0	0	3	4	0.00	0.000
Gabe White, L ERA: 5.9	(8, 1)	1.0		3	0	0	0	1	0	0	0	0	0	0	7	10	0.00	0.000

PITCHER	IP	WLS	BF	H	R	ER	SO	BB	IBB	HBP	BLK	WP	HR	S	P	ERA	WHIP

BOTTOM

Cincinnati Reds @ San Diego Padres

Qualcomm Stadium, San Diego, CA

Tue Jun 09 1998, 10:05 PM EDT

Att. 14,857 - Cloudy - 69 F

livebaseballscorecards.com

AB	30
R	5
H	6
RBI	5
BB	7
SO	6
LOB	15

Batter	1	2	3	4	5	6	7	8	9	AB	R	H	RBI	BB	SO	LOB
Reggie Sanders, R (1, 8) OBP: 0.342, SLG: 0.419	F B F S 1-3 K ①		C B X 1-1 G4-3 ①		B B S S B F S 3-3 K ①		C B S F X 1-2 F8 ②			4	0	0	0	0	2	0
Willie Greene, L (1, 5) OBP: 0.401, SLG: 0.444	B X 1-0 G4-6-3 1B		B B C F S 2-3 K ②		C B B S C 2-3 K ②		X 0-0 G3-4-1 ③			4	0	1	0	0	2	0
Barry Larkin, R (1, 6) OBP: 0.361, SLG: 0.423	1 SAFE F S B F B B 1 X SAFE 3-2 G4-6-3 ② ③ 1-2f		F B X 1-1 E 1B		X 0-0 G4-3 ③			B X 1-0 G5-3 ①		4	0	1	0	0	0	1
Dmitri Young, S (1, 3) OBP: 0.351, SLG: 0.483 Jeff Shaw, R (8, 1)		C X 0-1 E 1B 1B 1B	X 0-0 E5 1-3			X 0-0 G6-3 ①		C S B C 1-3 K ②		4 0	1 0	1 0	0 0	0 0	1 0	1 0
Bret Boone, R (1, 4) OBP: 0.338, SLG: 0.486 Chris Stynes, R (5, 4) OBP: 0.332, SLG: 0.363		C C S 0-3 K ①	B F B S X 2-2 F9 ③			S B B X 2-1 G4-3 ②		B S C S 1-3 K ③		2 2	0 0	0 0	0 0	0 0	1 1	3 0
Melvin Nieves, S (1, 9) OBP: 0.344, SLG: 0.382 Pokey Reese, R (9, PR) OBP: 0.212, SLG: 0.191		X 0-0 E4 1B 1-3 1B		C B S B X 2-2 F7 ①		S B X 1-1 FC5 1B 1B			B C B S X 2-2 G4-6-3 1B	4 0	0 0	3 0	0 0	0 0	0 0	0 0
Pat Watkins, R (1, 7) OBP: 0.321, SLG: 0.431		X 0-0 1-2 3-H 1B		B C B X 2-1 G4-3 2B		B X 1-0 1-2 1B			L B C 1 SAFE C 1-3 K ①	4	0	3	1	0	1	1
Brook Fordyce, R (1, 2) OBP: 0.259, SLG: 0.309 Lenny Harris, L (9, PH) OBP: 0.339, SLG: 0.369		S B B B X 3-1 L9 ②		B C X 1-1 G4-3 ② 2-3		B B S B X 3-1 FC5 ③ 2-3f			F B X 1-1 G4-6-3 ② ③ 1-2f	3 1	0 0	0 0	0 0	0 0	0 0	5 1
Pete Harnisch, S (1, 1) OBP: 0.114, SLG: 0.088 Eduardo Perez, R (8, 3) OBP: 0.267, SLG: 0.260		B F B X 2-1 G1-3 ③		C C S 0-3 K ③			F C S 0-3 K ①			3 0	0 0	0 0	0 0	0 0	2 0	3 0

TOP

Cincinnati Reds @ San Diego Padres

Qualcomm Stadium, San Diego, CA

Wed Jun 10 1998, 10:05 PM EDT

Att. 12,957 - Cloudy - 65 F

livebaseballscorecards.com

AB	35
R	1
H	9
RBI	1
BB	0
SO	10
LOB	15

Inning Stats	1	2	3	4	5	6	7	8	9	1B	SF	WP	PA
	R: 0 E: 0 K: 1 S: 8 H: 1 LOB: 0 BB: 0 P: 13	R: 1 E: 1 K: 1 S: 11 H: 3 LOB: 2 BB: 0 P: 16	R: 0 E: 1 K: 1 S: 11 H: 1 LOB: 2 BB: 0 P: 17	R: 0 E: 0 K: 1 S: 10 H: 1 LOB: 1 BB: 0 P: 15	R: 0 E: 0 K: 2 S: 8 H: 0 LOB: 0 BB: 0 P: 13	R: 0 E: 0 K: 0 S: 8 H: 2 LOB: 2 BB: 0 P: 15	R: 0 E: 0 K: 1 S: 8 H: 0 LOB: 0 BB: 0 P: 9	R: 0 E: 0 K: 2 S: 7 H: 0 LOB: 0 BB: 0 P: 10	R: 0 E: 0 K: 1 S: 8 H: 1 LOB: 1 BB: 0 P: 12	1B: 8 2B: 1 3B: 0 HR: 0	SF: 0 SAC: 0 DP: 2 HBP: 0	WP: 0 PB: 0 SB: 0 CS: 0	PA: 35

PITCHER	IP	WLS	BF	H	R	ER	SO	BB	IBB	HBP	BLK	WP	HR	S	P	ERA	WHIP
Kevin Brown, R (1, 1) ERA: 2.74	9.0	W	35	9	1	1	10	0	0	0	0	0	0	79	120	1.00	1.000

PITCHER	IP	WLS	BF	H	R	ER	SO	BB	IBB	HBP	BLK	WP	HR	S	P	ERA	WHIP

Batter	1	2	3	4	5	6	7	8	9	AB	R	H	RBI	BB	SO	LOB
Quilvio Veras, S (1, 4) OBP: 0.389, SLG: 0.342	S L B F X 1-2 G3 ①		B C B X 2-1 2B		B B B B 4-0 1-2 BB			B F B F B X 3-2 E 1B 1B		3	1	2	0	1	0	0
Steve Finley, L (1, 8) OBP: 0.303, SLG: 0.397	B B B F C B 4-2 BB		X 0-0 G4-3 ③		X 0-0 F8 ③			1 SAFE 1 SAFE 1 SAFE 1 SAFE C B B B X 3-1 1-3 G3 ①		3	0	0	0	1	0	4
Wally Joyner, L (1, 3) OBP: 0.371, SLG: 0.455	F B 1 SAFE F F B S 2-3 K ②			X 0-0 F7 ①		S B B F B S 3-3 K ①		B B C S B X 3-2 BB 3-H 1B		4	0	1	1	0	2	1
Ken Caminiti, S (1, 5) OBP: 0.347, SLG: 0.466	B F B S S 2-3 K ③			S C B B B 4-2 BB		B C B F X 2-2 HR		S F 1 SAFE F B F S 1-3 K ②		3	1	1	1	1	2	2
Ed Giovanola, L (9, 5) OBP: 0.326, SLG: 0.359										0	0	0	0	0	0	0
Greg Vaughn, R (1, 7) OBP: 0.370, SLG: 0.638		B F B B B X 3-1 G6-3 ①		X 0-0 F9 ②		B X 1-0 F7 ②		F C B B B B 4-2 1-2 BB		3	0	0	0	1	0	1
Mark Sweeney, L (1, 9) OBP: 0.307, SLG: 0.312		C B F S 1-3 K ②		B B F S B S 3-3 K ③		B F B X 2-1 F8 ③		B S X 1-1 G6-3 ③		3	0	0	0	0	2	1
Ruben Rivera, R (7, 9) OBP: 0.436, SLG: 0.581										1	0	0	0	0	0	2
Chris Gomez, R (1, 6) OBP: 0.327, SLG: 0.363		S F B X 1-2 P4 ③			X 0-0 CS 1B		B F B F F X 2-2 F8 ①			3	0	1	0	0	0	0
Carlos Hernandez, R (1, 2) OBP: 0.296, SLG: 0.327			C F F B F F B F F F 2-3 S K ①		F B S F B X 2-2 1-2 G6-3 ① ②		B S C B F F X 2-2 G6-3 ②			3	0	0	0	0	1	1
Kevin Brown, R (1, 1) OBP: 0.257, SLG: 0.242			C F S 0-3 K ②		X 0-0 E2 BB		B F S F S 1-3 K ③			3	0	0	0	0	2	0
Inning Stats	R: 0 H: 0 E: 0 LOB: 1 K: 2 BB: 1 S: 13 P: 22	R: 0 H: 0 E: 0 LOB: 0 K: 1 BB: 0 S: 8 P: 13	R: 0 H: 1 E: 0 LOB: 1 K: 2 BB: 0 S: 14 P: 18	R: 0 H: 0 E: 0 LOB: 1 K: 1 BB: 1 S: 7 P: 14	R: 0 H: 1 E: 1 LOB: 2 K: 0 BB: 1 S: 7 P: 13	R: 1 H: 1 E: 0 LOB: 0 K: 1 BB: 0 S: 9 P: 17	R: 0 H: 0 E: 0 LOB: 0 K: 1 BB: 0 S: 13 P: 18	R: 1 H: 2 E: 1 LOB: 2 K: 1 BB: 1 S: 17 P: 32		1B: 3 SF: 0 2B: 1 SAC: 0 3B: 0 DP: 0 HR: 1 HBP: 0						WP: 0 PA: 33 PB: 0 SB: 0 CS: 1

BOTTOM

Cincinnati Reds @ San Diego Padres

Qualcomm Stadium, San Diego, CA

Wed Jun 10 1998, 10:05 PM EDT

Att. 12,957 - Cloudy - 65 F

livebaseballscorecards.com

AB	29
R	2
H	5
RBI	2
BB	4
SO	9
LOB	12

PITCHER		IP	WLS	BF	H	R	ER	SO	BB	IBB	HBP	BLK	WP	HR	S	P	ERA	WHIP
Pete Harnisch, R ERA: 2.8	(1, 1)	7.0		27	3	1	1	8	3	0	0	0	0	1	71	115	1.29	0.857
Jeff Shaw, R ERA: 1.0	(8, 1)	1.0	L	6	2	1	0	1	1	0	0	0	0	0	17	32	0.00	3.000

PITCHER	IP	WLS	BF	H	R	ER	SO	BB	IBB	HBP	BLK	WP	HR	S	P	ERA	WHIP

Batter	1	2	3	4	5	6	7	8	9	AB	R	H	RBI	BB	SO	LOB
Darryl Hamilton, L (1, 8) OBP: 0.391, SLG: 0.363	X 0-0 BB 1B	C B X 1-1 F7 ③			B X 1-0 HR 1B		B C C X 1-2 G5-3 ②		B B X 2-0 P1 ③	5	1	2	0	0	0	3
Bill Mueller, S (1, 5) OBP: 0.396, SLG: 0.425	1 SAFE B B 1 SAFE 1 B B 1-2 BB	B B C X 2-1 G4-3 ①			1 SAFE B B F 1 SAFE 1 B F B F 3-3 S K ①		B C B B F C 3-3 K ③			3	0	0	0	1	2	1
Barry Bonds, L (1, 7) OBP: 0.443, SLG: 0.590	B C B X 2-1 F7 ①	B B C X 2-1 P2 ②			B F X 1-1 1-H HR			B B F B F X 3-2 G4-3 ①		4	1	1	2	0	0	2
Charlie Hayes, R (1, 3) OBP: 0.374, SLG: 0.424 J.T. Snow, L (8, PH) OBP: 0.300, SLG: 0.304 (8, 3)	B X 1-0 F7 ②	B B X 2-0 1B			B B C S B F S 3-3 K ②			C B X 1-1 G3 ②		3 1	0 0	1 0	0 0	0 0	1 0	2 0
Brian Johnson, R (1, 2) OBP: 0.307, SLG: 0.464	S S S S 1-3 K ③	B S X 1-1 G4-3 ③			S X 0-1 G6-3 ③			C S B F B X 2-2 F9 ③		4	0	0	0	0	1	3
Chris Jones, R (1, 9) OBP: 0.289, SLG: 0.321 John Johnstone, R (6, 1) Rich Rodriguez, L (7, 1) OBP: 0.333, SLG: 0.333 Steve Reed, R (7, 1) OBP: 0.500, SLG: 0.500 Jim Poole, L (8, 1) OBP: 0.250, SLG: 0.500 Brent Mayne, L (8, 2) OBP: 0.367, SLG: 0.366		C B F S 1-3 K ①		S B X 1-1 1B		S B B X 2-1 G6-3 ①			F B X 1-1 1B	3 0 0 0 0 0 1	0 0 0 0 0 0 0	1 0 0 0 0 0 0	0 0 0 0 0 0 0	0 0 0 0 0 0 0	1 0 0 0 0 0 0	0 0 0 0 0 0 0
Rich Aurilia, R (1, 6) OBP: 0.368, SLG: 0.482		X 0-0 P4 ②		1 SAFE B 1 SAFE X 1-0 F8 ①		B S F B X 2-2 F8 ②			F B X 1-1 1-2 1B	4	0	1	0	0	0	1
Rey Sanchez, R (1, 4) OBP: 0.362, SLG: 0.370		C B X 1-1 HR		S B C B 1 SAFE S 2-3 K ②		C B B S S 2-3 K ③			C F B B F S 2-3 K ①	4	1	1	1	0	3	3
Kirk Rueter, L (1, 1) OBP: 0.207, SLG: 0.207 Stan Javier, S (6, 9) OBP: 0.324, SLG: 0.311		X 0-0 1B		F B X 1-1 G4-3 ③			B B C E B X 3-2 G6-3 ①		F B X 1-1 F9 ②	2 2	0 0	1 0	0 0	0 0	0 0	1 2
Inning Stats	R: 0 E: 0 K: 1 S: 7 H: 1 LOB: 2 BB: 1 P: 15	R: 1 E: 0 K: 1 S: 9 H: 2 LOB: 1 BB: 0 P: 12	R: 0 E: 0 K: 0 S: 7 H: 1 LOB: 1 BB: 0 P: 14	R: 0 E: 0 K: 1 S: 8 H: 1 LOB: 1 BB: 0 P: 13	R: 2 E: 0 K: 2 S: 13 H: 2 LOB: 0 BB: 0 P: 21	R: 0 E: 0 K: 1 S: 8 H: 0 LOB: 0 BB: 0 P: 14	R: 0 E: 0 K: 1 S: 9 H: 0 LOB: 0 BB: 0 P: 16	R: 0 E: 0 K: 0 S: 9 H: 0 LOB: 0 BB: 0 P: 15	R: 0 E: 0 K: 1 S: 11 H: 2 LOB: 2 BB: 0 P: 18	1B: 7 2B: 0 3B: 0 HR: 2	SF: 0 SAC: 0 DP: 0 HBP: 0						

PITCHER		IP	WLS	BF	H	R	ER	SO	BB	IBB	HBP	BLK	WP	HR	S	P	ERA	WHIP
Sterling Hitchcock, L ERA: 3.9	(1, 1)	6.0		26	7	3	3	6	1	0	0	0	0	2	52	89	4.50	1.333
Roberto Ramirez, L ERA:	(7, 1)	1.1		4	0	0	0	1	0	0	0	0	0	0	12	22	0.00	0.000
Dan Miceli, R ERA: 3.21	(8, 1)	0.2	W	2	0	0	0	0	0	0	0	0	0	0	6	9	0.00	0.000
Brian Boehringer, R ERA: 4.46	(9, 1)	1.0		5	2	0	0	1	0	0	0	0	0	0	11	18	0.00	2.000

PITCHER	IP	WLS	BF	H	R	ER	SO	BB	IBB	HBP	BLK	WP	HR	S	P	ERA	WHIP

TOP

San Francisco Giants @ San Diego Padres

Qualcomm Stadium, San Diego, CA

Fri Jun 12 1998, 10:05 PM EDT

Att. 60,789 - Cloudy - 71 F

livebaseballscorecards.com

AB	36
R	3
H	9
RBI	3
BB	1
SO	8
LOB	18

1B: 7	SF: 0	WP: 0	PA: 37
2B: 0	SAC: 0	PB: 0	
3B: 0	DP: 0	SB: 0	
HR: 2	HBP: 0	CS: 0	

Batter	1	2	3	4	5	6	7	8	9	AB	R	H	RBI	BB	SO	LOB
Quilvio Veras, S (1, 4) OBP: 0.393, SLG: 0.348	B F C C 1-3 K ①		B C B X 2-1 F8 ②		B S B B F X 3-2 BB 1B 1B		C B B C B X 3-2 E6 2B 1B	B B C X 2-1 2B 1B 1B 1-3 3-H		5	2	3	1	0	1	0
Steve Finley, L (1, 8) OBP: 0.301, SLG: 0.393	B C X 1-1 G5-3 ②		C C B X 1-2 G4-3 ③		F X 0-1 FC5 BB 1B 1-2		B S C B S 2-3 K ①	F B B 1 SAFE X 2-1 P4 ①		5	0	1	0	0	1	3
Greg Vaughn, R (1, 7) OBP: 0.371, SLG: 0.636	C C C 0-3 K ③			B C B F B F C 3-3 K ①	C B B B F F F B 4-2 BB 1-2 2-3		X 0-0 F7 ②	B X 1-0 1B 2B 1-3 3-H		4	1	1	1	1	2	1
Ken Caminiti, S (1, 5) OBP: 0.354, SLG: 0.473 Ed Giovanola, L (9, 5) OBP: 0.326, SLG: 0.359		S S B X 1-2 G5-3 ①		B C B X 2-1 1B	F B B B X 3-1 FC5 ③ 2-3f		B C B B X 3-1 BB 2B 2-H	I I I I 4-0 1B HR IBB		4 0	1 0	2 0	1 0	1 0	0 0	3 0
Wally Joyner, L (1, 3) OBP: 0.377, SLG: 0.455		B X 1-0 1B 1B		B F C C 1-3 K ②		B X 1-0 F7 ①	I I I I 4-0 BB IBB	X 0-0 HR 1B 1-2 2-H 3-H		4	1	2	2	1	1	1
Ruben Rivera, R (1, 9) OBP: 0.455, SLG: 0.657		B F B B X 3-1 F7 ②		1 SAFE 1 SAFE B X 1-0 F8 ③		C B C X 1-2 1B SF7 1B	B C F B F B F B 4-2 BB 1-2 2-3	B X 1-0 HR 1-H 2-H		4	2	2	3	1	0	2
Andy Sheets, R (1, 6) OBP: 0.313, SLG: 0.384 Dan Miceli, R (8, 1) OBP: 1.000, SLG: 1.000 James Mouton, R (8, PH) OBP: 0.241, SLG: 0.250 Brian Boehringer, S (9, 1)		B X 1-0 1B 1-2			B C B B B C C 3-3 K ①	1 SAFE B B F F 1 X 2-2 S 1B 1-3	F B S S S 1-3 K ③	B B C F S 2-3 K ②		4 0 1 0	0 0 0 0	2 0 0 0	0 0 0 0	0 0 0 0	2 0 1 0	3 0 0 0
Carlos Hernandez, R (1, 2) OBP: 0.298, SLG: 0.348 Tony Gwynn, L (6, PH) OBP: 0.385, SLG: 0.521 Roberto Ramirez, L (7, 1) Chris Gomez, R (8, 6) OBP: 0.329, SLG: 0.364		B B C X 2-1 F7 ③			C B B X 2-1 HR	F 1 SAFE X 0-1 SF7 ② 3-H		1-0 E FC1 1B 1B 2-2 F8		2 0 0 2	1 0 0 1	1 0 0 1	1 1 0 1	0 0 0 0	0 0 0 0	2 0 0 0
Sterling Hitchcock, L (1, 1) OBP: 0.313, SLG: 0.313 Mandy Romero, S (6, PH) (7, 2)			F S B S 1-3 K ①		C B B F X 2-2 G6-3 ②	B S 1 SAFE C S 1-3 K ③ 1-2		X 0-0 FC1 1B 2B 1-3		2 2	0 1	0 0	0 0	0 0	1 1	0 2
Inning Stats	R: 0 E: 0 K: 2 S: 8 H: 0 LOB: 0 BB: 0 P: 10	R: 0 E: 0 K: 0 S: 9 H: 2 LOB: 2 BB: 0 P: 17	R: 0 E: 0 K: 1 S: 8 H: 0 LOB: 0 BB: 0 P: 12	R: 0 E: 0 K: 2 S: 10 H: 1 LOB: 1 BB: 0 P: 17	R: 1 E: 0 K: 1 S: 18 H: 3 LOB: 3 BB: 1 P: 35	R: 1 E: 0 K: 1 S: 12 H: 2 LOB: 1 BB: 0 P: 17	R: 1 E: 1 K: 2 S: 16 H: 2 LOB: 3 BB: 2 P: 33	R: 7 E: 1 K: 1 S: 18 H: 5 LOB: 0 BB: 1 P: 33		1B: 11 2B: 2 3B: 0 HR: 2 SF: 1 SAC: 0 DP: 0 HBP: 0						

PITCHER		IP	WLS	BF	H	R	ER	SO	BB	IBB	HBP	BLK	WP	HR	S	P	ERA	WHIP
Kirk Rueter, L ERA: 3.73	(1, 1)	5.1		25	8	2	2	6	1	0	0	0	0	1	60	102	3.38	1.688
John Johnstone, R ERA: 1.66	(6, 1)	0.2		2	0	0	0	1	0	0	0	0	0	0	5	6	0.00	0.000
Rich Rodriguez, L ERA: 3.63	(7, 1)	0.1		2	1	1	1	1	0	0	0	0	0	0	6	11	27.00	3.000
Steve Reed, R ERA: 1.45	(7, 1)	0.2	L	7	2	2	2	1	1	1	0	0	0	0	12	25	27.00	4.500
Jim Poole, L ERA: 3.9	(8, 1)	1.0		8	4	5	4	1	0	1	0	0	0	1	16	30	36.00	4.000

PITCHER	IP	WLS	BF	H	R	ER	SO	BB	IBB	HBP	BLK	WP	HR	S	P	ERA	WHIP

BOTTOM

San Francisco Giants @ San Diego Padres

Qualcomm Stadium, San Diego, CA

Fri Jun 12 1998, 10:05 PM EDT

Att. 60,789 - Cloudy - 71 F

livebaseballscorecards.com

AB	39
R	10
H	15
RBI	10
BB	4
SO	10
LOB	17

WP: 0 PA: 44
PB: 0
SB: 1
CS: 0

Batter	1	2	3	4	5	6	7	8	9	AB	R	H	RBI	BB	SO	LOB
Darryl Hamilton, L (1, 8) OBP: 0.389, SLG: 0.358	B B B F B 4-1 G3-6-1 BB		C X 0-1 E4 G3 1B G6-3		C X 0-1 ① F7		S B 1 SAFE B 1 SAFE X 2-1 ② ③ G4-6-3 1-2f			3	1	0	0	1	0	1
Bill Mueller, S (1, 4) (8, 5)	X 0-0 ① ② G3-6-1 1-2f		1 SAFE B B X 2-0 G6-3 G3 1-2 1B		S F B X 1-2 ② G3			B C B X 2-1 ① L3		4	0	1	0	0	0	1
Barry Bonds, L (1, 7) OBP: 0.440, SLG: 0.582	B X 1-0 ③ F7		X 0-0 ① G3 1-2 2-3		B B F B B 4-1 FC5-4 BB			S C X 0-2 ② F7		3	0	0	0	1	0	2
Charlie Hayes, R (1, 5) OBP: 0.364, SLG: 0.411 Rich Rodriguez, L (8, 1) OBP: 0.333, SLG: 0.333		B C X 1-1 ① F7	B B X 2-0 ② G6-3 2-3 3-H		1 SAFE C 1 SAFE B 1 SAFE F B X 2-2 ③ FC5-4 1-2f			C C F B S 1-3 ③ K		4 0	0 0	0 0	1 0	0 0	1 0	2 0
J.T. Snow, L (1, 3) OBP: 0.295, SLG: 0.298		C X 0-1 ② G3	X 0-0 ③ F8			C C B X 1-2 ① P3			C S B X 1-2 ① G3	4	0	0	0	0	0	1
Stan Javier, S (1, 9) OBP: 0.322, SLG: 0.307		B C S F B B B 4-2 S 1B BB		C X 0-1 ① G4-3		B X 1-0 ② G3-1			C B S B S 2-3 ② K	3	1	0	0	1	1	0
Brent Mayne, L (1, 2) OBP: 0.371, SLG: 0.365		B 1 SAFE B C F B B 4-2 1B 1-2 BB		X 0-0 FC6-4 1B		B X 1-0 ③ G3-1			B B S B F X 3-2 ③ G4-3	3	0	1	0	1	0	0
Rich Aurilia, R (1, 6) OBP: 0.367, SLG: 0.479		C B X 1-1 1-2 2-H 1B		B S C B F S 2-3 ② K			S B C F F X 1-2 ① L9			3	0	1	1	0	1	1
Mark Gardner, R (1, 1) OBP: 0.300, SLG: 0.286 Marvin Benard, L (7, PH) OBP: 0.320, SLG: 0.318 Julian Tavarez, L (7, 1) Rey Sanchez, R (8, 4) OBP: 0.362, SLG: 0.370		C X 0-1 ③ G1-3	X 0-0 ③ FC6-4 1-2f				X 0-0 G4-6-3 1B			2 1 0 0	0 0 0 0	0 1 0 0	0 0 0 0	0 0 0 0	0 0 0 0	3 0 0 0
Inning Stats	R: 0 E: 0 K: 0 S: 3 H: 0 LOB: 0 BB: 1 P: 8	R: 1 E: 0 K: 0 S: 14 H: 1 LOB: 2 BB: 2 P: 24	R: 1 E: 1 K: 0 S: 6 H: 1 LOB: 1 BB: 0 P: 10	R: 0 E: 0 K: 1 S: 8 H: 1 LOB: 1 BB: 0 P: 10	R: 0 E: 0 K: 0 S: 9 H: 0 LOB: 1 BB: 1 P: 16	R: 0 E: 0 K: 0 S: 5 H: 0 LOB: 0 BB: 0 P: 8	R: 0 E: 0 K: 0 S: 8 H: 1 LOB: 0 BB: 0 P: 11	R: 0 E: 0 K: 1 S: 9 H: 0 LOB: 0 BB: 0 P: 12	R: 0 E: 0 K: 1 S: 9 H: 0 LOB: 0 BB: 0 P: 15	1B: 4 2B: 0 3B: 0 HR: 0 SF: 0 SAC: 0 DP: 2 HBP: 0						

TOP

San Francisco Giants @ San Diego Padres

Qualcomm Stadium, San Diego, CA

Sat Jun 13 1998, 10:05 PM EDT
Att. 54,390 - Unknown - 70 F

livebaseballscorecards.com

AB	30
R	2
H	4
RBI	2
BB	4
SO	3
LOB	11

PITCHER		IP	WLS	BF	H	R	ER	SO	BB	IBB	HBP	BLK	WP	HR	S	P	ERA	WHIP
Joey Hamilton, R ERA: 4.92	(1, 1)	7.0	W	28	4	2	1	1	4	0	0	0	0	0	53	87	1.29	1.143
Roberto Ramirez, L ERA:	(8, 1)	0.2		2	0	0	0	0	0	0	0	0	0	0	5	7	0.00	0.000
Dan Miceli, R ERA: 3.18	(8, 1)	0.1		1	0	0	0	1	0	0	0	0	0	0	4	5	0.00	0.000
Trevor Hoffman, R ERA: 1.57	(9, 1)	1.0	S	3	0	0	0	1	0	0	0	0	0	0	9	15	0.00	0.000

PITCHER	IP	WLS	BF	H	R	ER	SO	BB	IBB	HBP	BLK	WP	HR	S	P	ERA	WHIP

Batter	1	2	3	4	5	6	7	8	9	AB	R	H	RBI	BB	SO	LOB
Quilvio Veras, S (1, 4) OBP: 0.393, SLG: 0.346	B B C X 2-1 B1-3 2B 1B	C B B F B C 3-3 ③ K 1-2		B F B B B 4-1 S BB		B B F C B F C 3-3 ② K		C F B X 1-2 ② F9		4	1	1	0	1	2	2
Steve Finley, L (1, 8) OBP: 0.299, SLG: 0.393	B C 1 SAFE X 1-1 ① B1-3 1-2		B B B C X 3-1 BB 1B 2B	1 SAFE B F C S 1-3 ② K 1-2		C F C 0-3 ③ K		X 0-0 ③ G4-3		5	1	1	0	0	2	3
Greg Vaughn, R (1, 7) OBP: 0.369, SLG: 0.628	B B C B B 4-1 2B BB		B B B F X 3-1 ① P6	B S X 1-1 ③ P4			B B F B X 3-1 ① G5-3			3	1	0	0	1	0	2
Ken Caminiti, S (1, 5) OBP: 0.357, SLG: 0.477	C B B B X 3-1 ② F7		X 0-0 ② F7		B B B 4-0 BB		B B X 2-0 1B 2B			3	0	1	0	1	0	3
Wally Joyner, L (1, 3) OBP: 0.384, SLG: 0.461	B B B C F X 3-2 1-H 2-H 2B		I I I I I 4-0 BB 1B IBB		C B X 1-1 ① F8		I I I I 4-0 1B IBB			2	1	1	2	2	0	1
Ruben Rivera, R (1, 9) OBP: 0.458, SLG: 0.632	C X 0-1 ③ L3		B B C B C B B 4-2 E 1B 1-2 2-3 BB		B X 1-0 ② P3		F F F B B X 2-2 1-2 2-3 1B			3	0	1	0	1	0	2
Carlos Hernandez, R (1, 2) OBP: 0.297, SLG: 0.345		B C X 1-1 ① G5-3	X 0-0 E7 FC4-6 1-3 2-H 3-H 1B		F B F 1 SAFE F B X 2-2 ③ G6-3		C F F B S 1-3 ② K			4	0	1	2	0	1	4
Chris Gomez, R (1, 6) OBP: 0.322, SLG: 0.356		C C B X 1-2 ② G5-3	C B X 1-1 ③ FC4-6 1-2f			B C X 1-1 ① G1-3	X 0-0 ③ G1-3			4	0	0	0	0	0	5
Joey Hamilton, R (1, 1) OBP: 0.167, SLG: 0.143 Roberto Ramirez, L (8, 1) Dan Miceli, R (8, 1) OBP: 1.000, SLG: 1.000 Mark Sweeney, L (8, PH) OBP: 0.307, SLG: 0.312 James Mouton, R (8, PH) OBP: 0.237, SLG: 0.245 Trevor Hoffman, R (9, 1)		C C X 0-2 WP 1B		F C C 0-3 ① K		C X 0-1 1B		X 0-0 ① F7		3 0 2 0 0 1 0 0 0 0 0 0 0 0 0 0 0 0 0 0 0 0 0 0 0 0 0 0 1 0 0 0 0 0 0 0 0 0 0 0 0 0						
Inning Stats	R: 2 H: 2 E: 0 LOB: 1 K: 0 BB: 1 S: 12 P: 25	R: 0 H: 1 E: 0 LOB: 1 K: 1 BB: 0 S: 11 P: 16	R: 2 H: 2 E: 1 LOB: 2 K: 0 BB: 2 S: 10 P: 25	R: 0 H: 0 E: 0 LOB: 1 K: 2 BB: 1 S: 9 P: 15	R: 0 H: 0 E: 0 LOB: 1 K: 0 BB: 1 S: 7 P: 15	R: 0 H: 1 E: 0 LOB: 1 K: 2 BB: 0 S: 11 P: 15	R: 0 H: 2 E: 0 LOB: 3 K: 1 BB: 1 S: 12 P: 24	R: 0 H: 0 E: 0 LOB: 0 K: 0 BB: 0 S: 5 P: 6		1B: 5 SF: 0 2B: 3 SAC: 0 3B: 0 DP: 0 HR: 0 HBP: 0						

PITCHER		IP	WLS	BF	H	R	ER	SO	BB	IBB	HBP	BLK	WP	HR	S	P	ERA	WHIP
Mark Gardner, R ERA: 5.8	(1, 1)	6.0	L	29	6	4	4	5	4	1	0	0	1	0	60	111	6.00	1.667
Julian Tavarez, R ERA: 3.45	(7, 1)	1.0		6	2	0	0	1	0	1	0	0	0	0	12	24	0.00	2.000
Rich Rodriguez, L ERA: 3.47	(8, 1)	1.0		3	0	0	0	0	0	0	0	0	0	0	5	6	0.00	0.000

PITCHER	IP	WLS	BF	H	R	ER	SO	BB	IBB	HBP	BLK	WP	HR	S	P	ERA	WHIP

BOTTOM

San Francisco Giants @ San Diego Padres

Qualcomm Stadium, San Diego, CA

Sat Jun 13 1998, 10:05 PM EDT

Att. 54,390 - Unknown - 70 F

livebaseballscorecards.com

AB	32
R	4
H	8
RBI	4
BB	6
SO	6
LOB	22

WP: 1 PA: 38
PB: 0
SB: 1
CS: 0

Batter	1	2	3	4	5	6	7	8	9	AB	R	H	RBI	BB	SO	LOB
Darryl Hamilton, L (1, 8) OBP: 0.391, SLG: 0.365	F7		G4-6-3 1-2f			IBB 1B 1-3 1B		G6-3 2B		4	0	2	0	0	0	1
Marvin Benard, L (1, 9) OBP: 0.316, SLG: 0.314	G4-3			G3-1		IBB 1-2 3-H 1B		G6-3 2-3		4	0	1	1	0	0	1
Bill Mueller, S (1, 5) OBP: 0.392, SLG: 0.419	1B			F7		F7		K		4	0	1	0	0	1	3
Barry Bonds, L (1, 7) OBP: 0.438, SLG: 0.575	F7			P5		IBB 1-2 2-3			K	3	0	0	0	1	1	1
J.T. Snow, L (1, 3) OBP: 0.294, SLG: 0.297		K			F9	G1-3			2B 1B	4	1	1	0	0	1	3
Rich Aurilia, R (1, 6) OBP: 0.370, SLG: 0.486		K			G6-3		G4-6-3 1B		1-H 2B	4	0	2	1	0	1	0
Brian Johnson, R (1, 2) OBP: 0.301, SLG: 0.455		F9			F7		G4-6-3 1-2f		G4-6-3 1B	3	0	0	0	0	0	1
Brent Mayne, L (9, PH) OBP: 0.376, SLG: 0.371										1	0	1	0	0	0	0
Rey Sanchez, R (1, 4) OBP: 0.359, SLG: 0.366			F9			1B 1B	G6-3	G4-6-3 1-2f		4	1	1	0	0	0	2
Danny Darwin, R (1, 1) OBP: 0.111, SLG: 0.040						F9		F8		1	0	0	0	1	0	1
Steve Reed, R (7, 1) OBP: 0.500, SLG: 0.500										0	0	0	0	0	0	0
Rich Rodriguez, L (7, 1) OBP: 0.333, SLG: 0.333										0	0	0	0	0	0	0
Stan Javier, S (8, PH) OBP: 0.321, SLG: 0.305										1	0	0	0	0	0	0
John Johnstone, R (8, 1)			BB							0	0	0	0	0	0	0
Inning Stats	R: 0 E: 0 K: 0 S: 9 H: 1 LOB: 1 BB: 0 P: 16	R: 0 E: 0 K: 2 S: 9 H: 0 LOB: 0 BB: 0 P: 13	R: 0 E: 0 K: 0 S: 7 H: 0 LOB: 0 BB: 1 P: 15	R: 0 E: 0 K: 0 S: 4 H: 0 LOB: 0 BB: 0 P: 5	R: 0 E: 0 K: 0 S: 6 H: 0 LOB: 0 BB: 0 P: 8	R: 1 E: 0 K: 0 S: 20 H: 3 LOB: 3 BB: 1 P: 31	R: 0 E: 0 K: 0 S: 7 H: 1 LOB: 0 BB: 0 P: 10	R: 0 E: 0 K: 1 S: 13 H: 1 LOB: 1 BB: 0 P: 16	R: 1 E: 0 K: 1 S: 8 H: 3 LOB: 1 BB: 0 P: 12	1B: 7 2B: 2 3B: 0 HR: 0 SF: 0 SAC: 0 DP: 3 HBP: 0						

PITCHER		IP	WLS	BF	H	R	ER	SO	BB	IBB	HBP	BLK	WP	HR	S	P	ERA	WHIP
Andy Ashby, R ERA: 2.14	(1, 1)	7.1	W	27	5	1	1	2	1	1	0	0	0	0	65	102	1.23	0.818
Roberto Ramirez, L ERA:	(8, 1)	0.2		3	1	0	0	1	0	0	0	0	0	0	10	12	0.00	1.500
Trevor Hoffman, R ERA: 1.82	(9, 1)	1.0	S	5	3	1	1	1	0	0	0	0	0	0	8	12	9.00	3.000

PITCHER	IP	WLS	BF	H	R	ER	SO	BB	IBB	HBP	BLK	WP	HR	S	P	ERA	WHIP

TOP

San Francisco Giants @ San Diego Padres

Qualcomm Stadium, San Diego, CA

Sun Jun 14 1998, 6:33 AM EDT
Att. 40,151 - Sunny - 76 F

livebaseballscorecards.com

AB	33
R	2
H	9
RBI	2
BB	2
SO	4
LOB	13

PA: 35

WP: 0
PB: 0
SB: 0
CS: 0

Batter	1	2	3	4	5	6	7	8	9	AB	R	H	RBI	BB	SO	LOB
Quilvio Veras, S (1, 4) OBP: 0.395, SLG: 0.362	X 0-0 G6-3 ①		C B X 1-1 E S 1B 2-H			S B C F X 1-2 HR		C B X 1-1 L6 ②		4	1	2	2	0	0	0
Steve Finley, L (1, 8) OBP: 0.295, SLG: 0.388	C F X 0-2 G5-3 ②		B C 1 SAFE 1 SAFE B B F S 3-3 K ③ 1-3			C B X 1-1 G4-3 ②		F F C 0-3 K ③		4	0	0	0	0	2	1
Greg Vaughn, R (1, 7) OBP: 0.365, SLG: 0.620	C C B F B X 2-2 G5-3 ③			F B X 1-1 G5-3 ①		X 0-0 F7 ③				3	0	0	0	0	0	0
Ken Caminiti, S (1, 5) OBP: 0.356, SLG: 0.474		B F C B B X 3-2 G3 ①		C S C 0-3 K ②			C B X 1-1 E 1B 1B 1B			3	1	1	0	0	1	0
Wally Joyner, L (1, 3) OBP: 0.383, SLG: 0.459		C B B X 2-1 P2 ②		C C B F B B X 3-2 G3 ③			X 0-0 E6 1-3 1B			3	0	1	0	0	0	0
Ruben Rivera, R (1, 9) OBP: 0.431, SLG: 0.585		B S S C 1-3 K ③			S F S 0-3 K ①		B C B S T 2-2 K ①			3	0	0	0	0	3	2
Carlos Hernandez, R (1, 2) OBP: 0.294, SLG: 0.341 Mark Sweeney, L (7, PH) OBP: 0.307, SLG: 0.312 James Mouton, R (7, PH) OBP: 0.250, SLG: 0.259 Mandy Romero, S (8, 2)			B B B C C X 3-2 G5-3 ①		X 0-0 G5-3 ②		B F F X 1-2 G6-4-3 1B 3-H			2 0 1 0	0 0 0 0	0 0 1 0	0 0 1 0	0 0 0 0	0 0 0 0	0 0 0 0
Chris Gomez, R (1, 6) OBP: 0.323, SLG: 0.356			C C B F F F B X 2-2 SH1-4 1B 1B		F B B B F C 3-3 K ③		C X 0-1 G6-4-3 ② ③ 1-2f			3	1	1	0	0	1	2
Andy Ashby, R (1, 1) OBP: 0.083, SLG: 0.083 Roberto Ramirez, L (8, 1) Ed Giovanola, L (8, PH) OBP: 0.322, SLG: 0.354 Trevor Hoffman, R (9, 1)			T X 0-1 SH1-4 ② 1-2			S S B S 1-3 K ①		B B S S X 2-2 F7 ①		1 0 1 0	0 0 0 0	0 0 0 0	0 0 0 0	0 0 0 0	1 0 0 0	0 0 0 0
Inning Stats	R: 0 E: 0 K: 0 S: 8 H: 0 LOB: 0 BB: 0 P: 10	R: 0 E: 0 K: 1 S: 8 H: 0 LOB: 0 BB: 0 P: 14	R: 1 E: 0 K: 1 S: 16 H: 2 LOB: 1 BB: 0 P: 25	R: 0 E: 0 K: 1 S: 9 H: 0 LOB: 0 BB: 0 P: 13	R: 0 E: 0 K: 2 S: 7 H: 0 LOB: 0 BB: 0 P: 10	R: 1 E: 0 K: 1 S: 10 H: 1 LOB: 0 BB: 0 P: 13	R: 1 E: 1 K: 1 S: 11 H: 3 LOB: 1 BB: 0 P: 15	R: 0 E: 0 K: 1 S: 8 H: 0 LOB: 0 BB: 0 P: 11		1B: 5 2B: 0 3B: 0 HR: 1 SF: 0 SAC: 1 DP: 1 HBP: 0						

PITCHER		IP	WLS	BF	H	R	ER	SO	BB	IBB	HBP	BLK	WP	HR	S	P	ERA	WHIP
Danny Darwin, R ERA: 4.42	(1, 1)	6.0	L	23	5	3	2	6	0	0	0	0	0	1	61	89	3.00	0.833
Steve Reed, R ERA: 1.43	(7, 1)	0.1		1	0	0	0	1	0	0	0	0	0	0	3	5	0.00	0.000
Rich Rodriguez, L ERA: 3.38	(7, 1)	0.2		2	1	0	0	0	0	0	0	0	0	0	5	6	0.00	1.500
John Johnstone, R ERA: 1.62	(8, 1)	1.0		3	0	0	0	1	0	0	0	0	0	0	8	11	0.00	0.000

PITCHER	IP	WLS	BF	H	R	ER	SO	BB	IBB	HBP	BLK	WP	HR	S	P	ERA	WHIP

BOTTOM

San Francisco Giants @ San Diego Padres

Qualcomm Stadium, San Diego, CA

Sun Jun 14 1998, 6:33 AM EDT
Att. 40,151 - Sunny - 76 F

livebaseballscorecards.com

AB	28
R	3
H	6
RBI	3
BB	0
SO	8
LOB	5

WP: 0 PA: 29
PB: 0
SB: 1
CS: 0

Batter	1	2	3	4	5	6	7	8	9	AB	R	H	RBI	BB	SO	LOB
Eric Young Sr., R (1, 4) OBP: 0.363, SLG: 0.383	C B X 1-1 G4-3 ①		X 0-0 P2 ②		B F C F X 1-2 FC3-6 ① PB 1-2f 1B		C C X 0-2 S 1B		C B B C F X 2-2 F8 ① 2-3	4	1	1	0	0	0	1
Juan Castro, R (8, 4) OBP: 0.232, SLG: 0.269										1	0	0	0	0	0	2
Jose Vizcaino, S (1, 6) OBP: 0.312, SLG: 0.344	B F F B X 2-2 G3-1 ②		C S B X 1-2 F7 ③		B 1 B B B SAFE 4-0 F8 1B 1-2 BB		B 1 SAFE S X 1-1 F7 ②		B C X 1-1 1-H 2B 3-H 1B	4	1	1	2	1	0	1
Gary Sheffield, R (1, 9) OBP: 0.423, SLG: 0.522	B B X 2-0 HR			F C B B X 2-2 P5 ①	C B S X 1-2 1-2 2-H 1B		B C C B B S 3-3 K ③ 1-2		C F B B B F X 3-2 1B 1-H 2B	5	1	3	3	0	1	1
Eric Karros, R (1, 3) OBP: 0.354, SLG: 0.389	B C S X 1-2 F9 ③			H 1-0 1B HBP	X 0-0 F8 ② 2-3			B X 1-0 1B 1B	C B C B C 2-3 K ②	2	0	0	0	0	0	2
Paul Konerko, R (8, PH) OBP: 0.265, SLG: 0.280										2	0	1	0	0	1	1
Mark Guthrie, R (8, 3)																
Raul Mondesi, R (1, 8) OBP: 0.316, SLG: 0.519		C X 0-1 HR		B B S X 2-1 1-3 1B	X 0-0 G1-3 ③			B C S X 1-2 G4-6-3 1-2 1B	C F B F X 2-2 DI 2-3 1B	5	1	4	1	0	0	2
Jim Eisenreich, L (1, 7) OBP: 0.265, SLG: 0.278		B B C F C 2-3 K ①	C B F B X 2-2 G6-3 ②			B F X 1-1 G4-3 ①		C F X 0-2 F9 ①	B C B C S 2-3 1-2 K ③	5	0	0	0	0	2	6
Bobby Bonilla, S (1, 5) OBP: 0.288, SLG: 0.345		C C B X 1-2 F8 ②	B B B I 4-0 IBB			B C B S B S 3-3 K ②		C B B X 2-1 G4-6-3 1-2f ②③		3	0	0	0	1	1	2
Charles Johnson, R (1, 2) OBP: 0.284, SLG: 0.398		B C F S 1-3 K ③	C S C 0-3 K ③			S B X 1-1 F9 ③			B B C C B B 4-2 F8 BB 1B BB	3	1	0	0	1	2	3
Chan Ho Park, R (1, 1) OBP: 0.267, SLG: 0.400			C T S 0-3 K ①		X 0-0 FC3-6 1B		S X 0-1 G4-3 ①		S B B B B B 4-1 1B 1-2 1B BB	2	0	1	0	0	1	0
Thomas Howard, S (7, PH) OBP: 0.216, SLG: 0.324										1	0	0	0	0	0	0
Jim Bruske, R (7, 1)										0	0	0	0	0	0	0
Roger Cedeno, S (9, PH) OBP: 0.386, SLG: 0.301										0	0	0	0	0	0	0
										0	1	0	0	1	0	0
Inning Stats	R: 1 E: 0 K: 0 S: 9 H: 1 LOB: 0 BB: 0 P: 15	R: 1 E: 0 K: 2 S: 11 H: 1 LOB: 0 BB: 0 P: 15	R: 0 E: 0 K: 1 S: 7 H: 0 LOB: 0 BB: 0 P: 8	R: 0 E: 0 K: 1 S: 11 H: 1 LOB: 3 BB: 1 P: 22	R: 1 E: 0 K: 0 S: 10 H: 2 LOB: 2 BB: 1 P: 16	R: 0 E: 0 K: 1 S: 7 H: 0 LOB: 0 BB: 0 P: 12	R: 0 E: 0 K: 1 S: 10 H: 1 LOB: 1 BB: 0 P: 14	R: 0 E: 0 K: 0 S: 9 H: 2 LOB: 1 BB: 0 P: 13	R: 3 E: 0 K: 2 S: 23 H: 3 LOB: 2 BB: 2 P: 43	1B: 8 2B: 1 3B: 0 HR: 2 SF: 0 SAC: 0 DP: 1 HBP: 1							

WP: 0 PB: 1 SB: 1 CS: 0 PA: 42

PITCHER		IP	WLS	BF	H	R	ER	SO	BB	IBB	HBP	BLK	WP	HR	S	P	ERA	WHIP
Kevin Brown, R ERA: 2.84	(1, 1)	6.0	W	26	5	3	3	5	1	1	1	0	0	2	55	88	4.50	1.000
Donne Wall, R ERA: 2.57	(7, 1)	1.0		4	1	0	0	1	0	0	0	0	0	0	10	14	0.00	1.000
Carlos Reyes, R ERA: 3.67	(8, 1)	1.0		4	2	0	0	0	0	0	0	0	0	0	9	13	0.00	2.000
Brian Boehringer, R ERA: 5.14	(9, 1)	0.2		7	3	3	3	1	2	0	0	0	0	0	20	38	40.50	7.500
Trevor Hoffman, R ERA: 1.8	(9, 1)	0.1	S	1	0	0	0	1	0	0	0	0	0	0	3	5	0.00	0.000

PITCHER	IP	WLS	BF	H	R	ER	SO	BB	IBB	HBP	BLK	WP	HR	S	P	ERA	WHIP

TOP

Los Angeles Dodgers @ San Diego Padres

Qualcomm Stadium, San Diego, CA

Tue Jun 16 1998, 10:05 PM EDT

Att. 38,166 - Cloudy - 67 F

livebaseballscorecards.com

AB	37
R	6
H	11
RBI	6
BB	4
SO	8
LOB	21

BOTTOM

Los Angeles Dodgers @ San Diego Padres

Qualcomm Stadium, San Diego, CA

Tue Jun 16 1998, 10:05 PM EDT

Att. 38,166 - Cloudy - 67 F

livebaseballscorecards.com

Batter	1	2	3	4	5	6	7	8	9	AB	R	H	RBI	BB	SO	LOB
Quilvio Veras, S (1, 4) OBP: 0.391, SLG: 0.359	G3		1-2 2B		K	K	P6			5	1	1	0	0	2	4
Steve Finley, L (1, 8) OBP: 0.297, SLG: 0.391	G4-3 2B		F7		K		E BB BB 1B	G1-3		5	1	2	0	0	1	2
Tony Gwynn, L (1, 9) OBP: 0.388, SLG: 0.527	G4-3 2-3		1-H 2-H 2B			HR 1B	BB E 1-2 2B BB	K		3	1	2	2	0	0	1
Ruben Rivera, R (7, 9) OBP: 0.434, SLG: 0.571										1	1	0	0	1	1	0
Ken Caminiti, S (1, 5) OBP: 0.354, SLG: 0.488	G1-3		P6			1-H HR	K	1B		4	1	1	2	0	1	4
Carlos Reyes, S (8, 1)										0	0	0	0	0	0	0
James Mouton, R (8, PH) (9, 7) OBP: 0.262, SLG: 0.273										1	0	1	0	0	0	0
Greg Vaughn, R (1, 7) OBP: 0.362, SLG: 0.610		K	G4-3			SH1-4 1B SF7 BB	E4 BB 1-2 2-3 2B	F7		4	2	0	0	1	1	3
Brian Boehringer, S (9, 1)										0	0	0	0	0	0	0
Trevor Hoffman, R (9, 1)										0	0	0	0	0	0	0
Wally Joyner, L (1, 3) OBP: 0.385, SLG: 0.457		G6-3	PB WP G5-3 BB			SH1-4 1-2 1B	K			3	1	1	0	1	1	3
Andy Sheets, R (1, 6) OBP: 0.313, SLG: 0.376		K	G5-3 1-2			SH1-4 1-2 2-3	2B 1-2 2-3 3-H BB			2	1	0	1	1	1	1
Carlos Hernandez, R (1, 2) OBP: 0.298, SLG: 0.347			K	G3 2-H		IBB	1-H 2-H 3-H 2B			3	0	1	3	1	1	0
Kevin Brown, R (1, 1) OBP: 0.270, SLG: 0.257			1B 2B 1B		K	SF7 3-H	BB			2	1	1	0	0	1	0
Mark Sweeney, L (6, PH) OBP: 0.303, SLG: 0.312										0	0	0	1	0	0	0
Donne Wall, R (7, 1) OBP: 0.400, SLG: 0.400										0	0	0	0	0	0	0
Ed Giovanola, L (7, PH) (8, 5) OBP: 0.330, SLG: 0.354										0	0	0	0	1	0	0
Inning Stats	R: 0 E: 0 K: 0 S: 9 H: 1 LOB: 1 BB: 0 P: 12	R: 0 E: 0 K: 2 S: 8 H: 0 LOB: 0 BB: 0 P: 12	R: 2 E: 0 K: 1 S: 12 H: 3 LOB: 1 BB: 0 P: 14	R: 1 E: 0 K: 0 S: 10 H: 0 LOB: 0 BB: 1 P: 21	R: 0 E: 0 K: 3 S: 10 H: 0 LOB: 0 BB: 0 P: 14	R: 3 E: 0 K: 1 S: 12 H: 3 LOB: 2 BB: 2 P: 28	R: 4 E: 1 K: 2 S: 15 H: 2 LOB: 2 BB: 3 P: 31	R: 0 E: 0 K: 1 S: 6 H: 1 LOB: 1 BB: 0 P: 8		1B: 6 2B: 3 3B: 0 HR: 1 SF: 1 SAC: 1 DP: 0 HBP: 0							

	AB	33
	R	10
	H	10
	RBI	9
	BB	6
	SO	10
	LOB	18

WP: 1 PB: 1 SB: 0 CS: 0 PA: 41

PITCHER		IP	WLS	BF	H	R	ER	SO	BB	IBB	HBP	BLK	WP	HR	S	P	ERA	WHIP
Chan Ho Park, R ERA: 4.63	(1, 1)	6.0	L	28	7	6	5	7	2	1	0	0	1	1	61	101	7.50	1.500
Mark Guthrie, L ERA: 2.16	(7, 1)	0.2		6	1	4	0	2	2	0	0	0	0	0	10	21	0.00	4.500
Jim Bruske, R ERA: 2.75	(7, 1)	1.1		7	2	0	0	1	1	0	0	0	0	0	11	18	0.00	2.250

PITCHER	IP	WLS	BF	H	R	ER	SO	BB	IBB	HBP	BLK	WP	HR	S	P	ERA	WHIP

Batter	1	2	3	4	5	6	7	8	9	10	11	12	AB	R	H	RBI	BB	SO	LOB
Roger Cedeno, S (1, 7) (6, 8) OBP: 0.376, SLG: 0.295	F8		L6		K			FC1-6 1-2f			F8 SH1-3 1B		5	0	1	0	0	1	1
Jose Vizcaino, S (1, 6) Scott Radinsky, L (8, 1) Eric Young Sr., R (11, PH) OBP: 0.363, SLG: 0.383 Dennys Reyes, R (11, 1) OBP: 0.311, SLG: 0.342	F6		FC5 S 1B		G4-3			F8			SH1-3 1-2		4	0	1	0	0	0	1
													0	0	0	0	0	0	0
													0	0	0	0	0	0	0
													0	0	0	0	0	0	0
Gary Sheffield, R (1, 9) OBP: 0.426, SLG: 0.519	1B		1-2 BB			F8		K			DI IBB		3	0	1	0	2	1	1
Eric Karros, R (1, 3) OBP: 0.344, SLG: 0.377	K		K			G3			K		F8 2-3		5	0	0	0	0	3	5
Raul Mondesi, R (1, 8) OBP: 0.316, SLG: 0.517		1B HR 1B	FC5 2-3f			G6-3			K		K 1-2		3	1	1	0	0	0	2
Thomas Howard, S (6, 7) OBP: 0.216, SLG: 0.324 Greg McMichael, R (6, 1) Antonio Osuna, R (8, 1) Alex Cora, L (8, 6)													0	0	0	0	0	0	0
													0	0	0	0	0	0	0
													2	0	0	0	0	2	2
Paul Konerko, R (1, 5) OBP: 0.252, SLG: 0.265		F3		K			K		F7			L6	5	0	0	0	0	2	1
Charles Johnson, R (1, 2) OBP: 0.282, SLG: 0.393		1-3 1B		K			K			K		K	5	0	1	0	0	4	0
Juan Castro, R (1, 4) OBP: 0.230, SLG: 0.316		3-H HR		G5-3			F9			G6-3		K	5	1	1	2	0	1	0
Ismael Valdez, R (1, 1) OBP: 0.267, SLG: 0.222 Bobby Bonilla, S (6, 5) OBP: 0.290, SLG: 0.344		G4-3			G6-3			FC1-6 BB		K			2	0	0	0	0	0	0
													1	0	0	0	1	1	0
Inning Stats	R: 0 E: 0 K: 1 S: 10 H: 1 LOB: 1 BB: 0 P: 17	R: 2 E: 0 K: 0 S: 10 H: 3 LOB: 0 BB: 0 P: 14	R: 0 E: 0 K: 1 S: 13 H: 1 LOB: 2 BB: 1 P: 20	R: 0 E: 0 K: 2 S: 8 H: 0 LOB: 0 BB: 0 P: 13	R: 0 E: 0 K: 1 S: 7 H: 0 LOB: 0 BB: 0 P: 12	R: 0 E: 0 K: 0 S: 8 H: 0 LOB: 0 BB: 0 P: 16	R: 0 E: 0 K: 2 S: 8 H: 0 LOB: 0 BB: 0 P: 13	R: 0 E: 0 K: 1 S: 7 H: 0 LOB: 1 BB: 1 P: 13	R: 0 E: 0 K: 2 S: 11 H: 0 LOB: 0 BB: 0 P: 16	R: 0 E: 0 K: 2 S: 7 H: 0 LOB: 0 BB: 0 P: 9	R: 0 E: 0 K: 1 S: 8 H: 1 LOB: 2 BB: 1 P: 17	R: 0 E: 0 K: 2 S: 10 H: 0 LOB: 0 BB: 0 P: 14							

PITCHER		IP	WLS	BF	H	R	ER	SO	BB	IBB	HBP	BLK	WP	HR	S	P	ERA	WHIP
Sterling Hitchcock, L ERA: 3.82	(1, 1)	6.0		23	5	2	2	5	1	0	0	0	0	1	56	92	3.00	1.000
Donne Wall, R ERA: 2.4	(7, 1)	2.0		7	0	0	0	3	1	0	0	0	0	0	15	26	0.00	0.500
Dan Miceli, R ERA: 3.0	(9, 1)	2.0		6	0	0	0	4	0	0	0	0	0	0	18	25	0.00	0.000
Trevor Hoffman, R ERA: 1.69	(11, 1)	2.0	W	8	1	0	0	3	0	1	0	0	0	0	18	31	0.00	0.500

PITCHER	IP	WLS	BF	H	R	ER	SO	BB	IBB	HBP	BLK	WP	HR	S	P	ERA	WHIP

TOP

Los Angeles Dodgers @ San Diego Padres

Qualcomm Stadium, San Diego, CA

Wed Jun 17 1998, 10:05 PM EDT

Att. 35,765 - Unknown - 70 F

livebaseballscorecards.com

AB	40
R	2
H	6
RBI	2
BB	3
SO	15
LOB	13

1B: 5	SF: 0	WP: 0	PA: 44
2B: 0	SAC: 1	PB: 0	
3B: 0	DP: 0	SB: 1	
HR: 1	HBP: 0	CS: 0	

Batter	1	2	3	4	5	6	7	8	9	10	11	12	AB	R	H	RBI	BB	SO	LOB
Quilvio Veras, S (1, 4) OBP: 0.397, SLG: 0.373	B F B X 2-1 HR		C X 0-1 ① G6-3		B B B C B 4-2 BB		B C B X 2-1 FC5 SH1-3 1B	C F B B B 4-2 1-2 2-3 BB		C B X 1-1 ③ F8			4	1	2	1	2	0	1
Steve Finley, L (1, 8) OBP: 0.292, SLG: 0.385	C F X 0-2 ① F9		B B X 2-0 ② F7		X 0-0 ② F9		S X 0-1 ① SH1-3 1-2	C S B S 1-3 ③ K			B X 1-0 ① F7		5	0	0	0	0	1	4
Tony Gwynn, L (1, 9) OBP: 0.383, SLG: 0.516	B C X 1-1 ② L8		B C X 1-1 ③ F8		G C B C X 1-2 ③ G6-3		I I I I 4-0 FC5 IBB		B B C X 2-1 ① F7		C X 0-1 ② G6-3		5	0	0	0	1	0	1
Ken Caminiti, S (1, 5) OBP: 0.348, SLG: 0.473	C B B C X 2-2 ③ G4-3			B B B F B 4-1 BB BB FC5-2 BB		B B X 2-0 ① F7	B C S F S 2-3 ② K		B B B C X 3-1 ② G5-3		S X 0-1 ③ G5-3		5	0	0	0	1	1	2
Greg Vaughn, R (1, 7) OBP: 0.369, SLG: 0.610		X 0-0 ① G5-3		C B F B B B 4-2 FC5-2 BB 1-2 BB		X 0-0 ① HBP BB 1B	B X 1-0 ③ FC5 1-2 2-3f		S B F B X 2-2 1B			X 0-0 1B E 1B	5	1	3	0	1	0	2
Wally Joyner, L (1, 3) OBP: 0.388, SLG: 0.453		B X 1-0 ② F9		C B B B B 4-1 FC5-2 1-2 2-3 BB		B F B B B B 4-1 HBP 1-2 BB		C X 0-1 ① G3-1	B C X 1-1 ③ G4-3			F B B X 2-1 E8 1-H 1B	4	0	1	0	2	0	1
Carlos Hernandez, R (1, 2) OBP: 0.308, SLG: 0.349 James Mouton, R (8, PR) OBP: 0.262, SLG: 0.273 Dan Micell, R (9, 1) OBP: 1.000, SLG: 1.000 Ruben Rivera, R (10, PH) OBP: 0.444, SLG: 0.571 Trevor Hoffman, R (11, 1)	F X 0-1 2B 1B		X 0-0 ① FC5-2 G4-6-3 1-2 2-3 3-Hf			C H 1-1 1-2 2-3 HBP		S B B B F B 4-2 BB BB BB		B B F B S F B 4-2 FC1-6 BB			2	1	1	0	1	0	3
													0	0	0	0	0	0	0
													0	0	0	0	0	0	0
													0	0	0	0	1	0	0
													0	0	0	0	0	0	0
Chris Gomez, R (1, 6) OBP: 0.320, SLG: 0.357	B X 1-0 1-H 2B		C B X 1-1 ②③ G4-6-3 1-2f			S T S 0-3 ② K		B C F F X 1-2 ② F8		X 0-0 ① FC1-6 1-2f			5	0	1	1	0	1	8
Sterling Hitchcock, L (1, 1) OBP: 0.278, SLG: 0.278 Mark Sweeney, L (6, PH) OBP: 0.300, SLG: 0.308 Donne Wall, R (7, 1) OBP: 0.400, SLG: 0.400 Mandy Romero, S (8, PH) (9, 2)	F S C 0-3 ③ K				C F C 0-3 ① K		S S S 0-3 ③ K	B C S B F B B 4-2 BB 1-2 BB		X 0-0 ② F9			2	0	0	0	0	2	1
													1	0	0	0	0	1	3
													0	0	0	0	0	0	0
													1	0	0	0	1	0	1

Inning Stats																								
	R: 1 E: 0 K: 0 S: 10	H: 1 LOB: 0 BB: 0 P: 15	R: 1 E: 0 K: 1 S: 8	H: 2 LOB: 1 BB: 0 P: 10	R: 0 E: 0 K: 0 S: 5	H: 0 LOB: 0 BB: 0 P: 8	R: 0 E: 0 K: 0 S: 7	H: 0 LOB: 2 BB: 3 P: 20	R: 0 E: 0 K: 1 S: 9	H: 0 LOB: 1 BB: 1 P: 14	R: 0 E: 0 K: 2 S: 10	H: 1 LOB: 3 BB: 1 P: 17	R: 0 E: 0 K: 1 S: 9	H: 1 LOB: 2 BB: 1 P: 18	R: 0 E: 0 K: 1 S: 15	H: 0 LOB: 3 BB: 3 P: 29	R: 0 E: 0 K: 0 S: 9	H: 1 LOB: 1 BB: 0 P: 17	R: 0 E: 0 K: 0 S: 7	H: 0 LOB: 1 BB: 1 P: 12	R: 0 E: 0 K: 0 S: 5	H: 0 LOB: 0 BB: 0 P: 6	R: 1 E: 1 K: 0 S: 3	H: 2 LOB: 1 BB: 0 P: 5	1B: 6 2B: 1 3B: 0 HR: 1	SF: 0 SAC: 1 DP: 1 HBP: 1	WP: 0 PB: 0 SB: 0 CS: 0	PA: 51

PITCHER	IP	WLS	BF	H	R	ER	SO	BB	IBB	HBP	BLK	WP	HR	S	P	ERA	WHIP
Ismael Valdez, R (1, 1) ERA: 4.59	5.1		24	4	2	2	2	5	0	0	0	0	1	42	76	3.38	1.688
Greg McMichael, R (6, 1) ERA: 3.33	1.2		8	1	0	0	3	0	1	1	0	0	0	16	26	0.00	0.600
Antonio Osuna, R (8, 1) ERA: 1.99	0.2		5	0	0	0	0	3	0	0	0	0	0	12	25	0.00	4.500
Scott Radinsky, L (8, 1) ERA: 2.6	2.1		9	1	0	0	1	1	0	0	0	0	0	19	33	0.00	0.857
Dennys Reyes, L (11, 1) ERA: 3.38	1.0	L	5	2	1	0	0	0	0	0	0	0	0	8	11	0.00	2.000

PITCHER	IP	WLS	BF	H	R	ER	SO	BB	IBB	HBP	BLK	WP	HR	S	P	ERA	WHIP

BOTTOM

Los Angeles Dodgers @ San Diego Padres

Qualcomm Stadium, San Diego, CA

Wed Jun 17 1998, 10:05 PM EDT

Att. 35,765 - Unknown - 70 F

livebaseballscorecards.com

AB	39
R	3
H	8
RBI	2
BB	10
SO	6
LOB	27

San Diego Padres @ San Francisco Giants

3Com Park at Candlestick Point, San Francisco, CA

Thu Jun 18 1998, 10:05 PM EDT

Att. 16,899 - Cloudy - 55 F

livebaseballscorecards.com

TOP

Batter	1	2	3	4	5	6	7	8	9	AB	R	H	RBI	BB	SO	LOB
Quilvio Veras, S (1, 4) OBP: 0.397, SLG: 0.371	F8			F8	L8			G6-4-3 1B E 1B	S BB	4	1	1	0	1	0	1
Steve Finley, L (1, 8) OBP: 0.289, SLG: 0.381	K			L9		P6		SAFE	G6-4-3 1B	3	0	0	0	0	1	0
Ruben Rivera, R (8, PH) (8, 8) OBP: 0.446, SLG: 0.581								1-2	3-H SF7	1	0	1	1	0	0	0
Tony Gwynn, L (1, 9) OBP: 0.379, SLG: 0.507	G3			BB		F7		G6-4-3 1-2f 2-3	G6-3 1-2	4	0	0	0	1	0	3
Ken Caminiti, S (1, 5) OBP: 0.342, SLG: 0.462		K		K		K		E5 HR 3-H		4	1	0	0	0	3	1
Greg Vaughn, R (1, 7) OBP: 0.370, SLG: 0.632		P6			G6-3		HR	1-H HR		4	2	2	3	0	0	0
Wally Joyner, L (1, 3) OBP: 0.386, SLG: 0.449		K			F7		K		1B	4	0	1	0	0	2	0
Carlos Hernandez, R (1, 2) OBP: 0.307, SLG: 0.343			P4		4-0 1B 3B BB		F9	F8		3	1	0	0	1	0	1
Roberto Ramirez, L (8, 1)										0	0	0	0	0	0	0
Dan Miceli, R (9, 1) OBP: 1.000, SLG: 1.000										0	0	0	0	0	0	0
Chris Gomez, R (1, 6) OBP: 0.327, SLG: 0.375		K			1-2 3B 1B		1-2 1B		SF7 3B	4	2	3	0	0	1	0
Joey Hamilton, R (1, 1) OBP: 0.184, SLG: 0.216		K			1-H 2-H 3B		G1-3		K	2	0	1	2	0	1	0
Carlos Reyes, S (6, 1)										0	0	0	0	0	0	0
Mark Sweeney, L (7, PH) OBP: 0.297, SLG: 0.304										1	0	0	0	0	0	1
Brian Boehringer, S (7, 1)										0	0	0	0	0	0	0
Mandy Romero, S (8, 2)										1	0	0	0	0	1	1

	AB	35
	R	7
	H	9
	RBI	6
	BB	3
	SO	9
	LOB	8

Inning Stats	1	2	3	4	5	6	7	8	9
	R: 0 E: 0 K: 1 S: 7 H: 0 LOB: 0 BB: 0 P: 9	R: 0 E: 0 K: 2 S: 9 H: 0 LOB: 0 BB: 0 P: 15	R: 0 E: 0 K: 2 S: 8 H: 0 LOB: 0 BB: 0 P: 14	R: 0 E: 0 K: 1 S: 10 H: 0 LOB: 1 BB: 1 P: 17	R: 2 E: 0 K: 0 S: 9 H: 2 LOB: 1 BB: 1 P: 16	R: 0 E: 0 K: 1 S: 6 H: 0 LOB: 0 BB: 0 P: 8	R: 1 E: 0 K: 1 S: 17 H: 2 LOB: 1 BB: 0 P: 24	R: 3 E: 1 K: 0 S: 16 H: 4 LOB: 1 BB: 0 P: 27	R: 1 E: 0 K: 1 S: 11 H: 1 LOB: 1 BB: 1 P: 19

	1B: 5	SF: 1	WP: 0	PA: 39
	2B: 0	SAC: 0	PB: 0	
	3B: 2	DP: 1	SB: 1	
	HR: 2	HBP: 0	CS: 0	

PITCHER		IP	WLS	BF	H	R	ER	SO	BB	IBB	HBP	BLK	WP	HR	S	P	ERA	WHIP
Mark Gardner, R ERA: 5.65	(1, 1)	7.0		28	5	4	4	8	2	0	0	0	0	1	68	106	5.14	1.000
Rich Rodriguez, L ERA: 3.16	(8, 1)	0.2		3	1	0	0	0	0	0	0	0	0	0	5	9	0.00	1.500
Steve Reed, R ERA: 1.62	(8, 1)	0.1		3	2	2	0	0	0	0	0	0	0	1	9	15	0.00	6.000
John Johnstone, R ERA: 2.41	(9, 1)	1.0	L	5	1	1	1	1	1	0	0	0	0	0	11	19	9.00	2.000

PITCHER		IP	WLS	BF	H	R	ER	SO	BB	IBB	HBP	BLK	WP	HR	S	P	ERA	WHIP

Batter	1	2	3	4	5	6	7	8	9	AB	R	H	RBI	BB	SO	LOB
Darryl Hamilton, L (1, 8) OBP: 0.404, SLG: 0.371	BBBB 4-0 G6-3 1B BB		CFBBBB 4-2 1B 1B BB	C X 0-1 ③ G1-3		B B C X 2-1 1-2 3-H 1B		B C C B 1 F C SAFE 2-3 ② K		3	1	1	1	2	1	1
Rich Aurilia, R (1, 6) OBP: 0.367, SLG: 0.489	B F X 1-1 G6-3 1-2 1B		X 0-0 1B 1-2 3B 1B		B X 1-0 ① L9	F C S 0-3 ② K		1 B C B S 1 S SAFE SAFE 2-3 ③ K2-3		5	1	2	0	0	2	3
Barry Bonds, L (1, 7) OBP: 0.430, SLG: 0.558	X 0-0 ① ② G6-3 1-2f 2-3		B C F S 1-3 ① K		S B X 1-1 ② G4-3	S B B B X 3-1 ③ G4-3			C F B X 1-2 ① G4-3	5	0	0	0	0	1	6
Charlie Hayes, R (1, 3) OBP: 0.369, SLG: 0.407	S S B B B B B 4-2 WP BB		B B F B F X 3-2 1-3 2-H 3B 1B		B C B B F X 3-2 ③ G6-3		C C B F B B F X 3-2 ① P8		B B X 2-0 ② G6-3	4	1	1	1	1	0	0
Stan Javier, S (1, 9) OBP: 0.327, SLG: 0.320 Steve Reed, R (8, 1) OBP: 0.500, SLG: 0.500 Chris Jones, R (9, 9) OBP: 0.284, SLG: 0.306 Jacob Cruz, L (9, PH)	F F B B B B F F F F 4-2 B 1-2 BB		F 1 SAFE 1 SAFE X 0-1 1-H FC6-2 3-H 3B			B F X 1-1 G4-3 1B 2B	S B B B F S 3-3 ② K		B B B C S S 3-3 ③ K	3 0 0 1	1 0 0 0	2 0 0 0	2 0 0 0	1 0 0 1	1 0 0 0	0 0 0 0
Bill Mueller, S (1, 5) OBP: 0.384, SLG: 0.412	B C B F X 2-2 ③ G4-3		X 0-0 ② FC6-2 3-H			X 0-0 ① G4-3 2-3	X 0-0 1B			4	0	1	0	0	0	5
Rey Sanchez, R (1, 4) OBP: 0.358, SLG: 0.372		B X 1-0 ① G6-3	C B X 1-1 ③ L7			B X 1-0 1B 1B 3-H 1B	B B X 2-0 ③ L8			4	1	1	1	0	0	2
Brian Johnson, R (1, 2) OBP: 0.296, SLG: 0.432		C B X 1-1 ② G5-3		C B C F F F X 1-2 ① G1-3		B 1 SAFE X 1-0 1B 1B 1-2 1B		C B B S S 2-3 ① K		4	1	1	0	0	1	0
Mark Gardner, R (1, 1) OBP: 0.303, SLG: 0.290 Rich Rodriguez, L (8, 1) OBP: 0.333, SLG: 0.333 Marvin Benard, L (8, 9) OBP: 0.329, SLG: 0.320 John Johnstone, R (9, 1)		B B C B C X 3-2 ③ G4-3		X 0-0 ② G4-3		C M X 0-2 1B 1-3 2-H 1B		F B B C B F B 4-2 BB		3 0 0 0 0	0 0 0 0 0	1 0 0 0 0	1 0 0 0 0	0 0 1 0 0	0 0 0 0 0	0 0 0 0 0
Inning Stats	R: 0 H: 1 E: 0 LOB: 3 K: 0 BB: 3 S: 14 P: 29	R: 0 H: 0 E: 0 LOB: 0 K: 0 BB: 0 S: 6 P: 11	R: 3 H: 3 E: 0 LOB: 1 K: 1 BB: 1 S: 14 P: 23	R: 0 H: 0 E: 0 LOB: 0 K: 0 BB: 0 S: 9 P: 10	R: 0 H: 0 E: 0 LOB: 0 K: 0 BB: 0 S: 6 P: 11	R: 3 H: 5 E: 0 LOB: 2 K: 1 BB: 0 S: 15 P: 23	R: 0 H: 1 E: 0 LOB: 1 K: 1 BB: 0 S: 10 P: 18	R: 0 H: 0 E: 0 LOB: 1 K: 3 BB: 1 S: 13 P: 23	R: 0 H: 0 E: 0 LOB: 0 K: 1 BB: 0 S: 7 P: 13	1B: 8 2B: 1 3B: 1 HR: 0	SF: 0 SAC: 0 DP: 1 HBP: 0			WP: 1 PB: 0 SB: 0 CS: 0	PA: 41		

PITCHER		IP	WLS	BF	H	R	ER	SO	BB	IBB	HBP	BLK	WP	HR	S	P	ERA	WHIP
Joey Hamilton, R ERA: 5.19	(1, 1)	5.1		28	9	6	6	1	4	0	0	0	1	0	59	99	10.12	2.438
Carlos Reyes, R ERA: 3.58	(6, 1)	0.2		2	0	0	0	1	0	0	0	0	0	0	5	8	0.00	0.000
Brian Boehringer, R ERA: 4.95	(7, 1)	1.1		6	1	0	0	2	1	0	0	0	0	0	16	30	0.00	1.500
Roberto Ramirez, L ERA:	(8, 1)	1.0	W	3	0	0	0	2	0	0	0	0	0	0	10	15	0.00	0.000
Dan Miceli, R ERA: 2.95	(9, 1)	0.2	S	2	0	0	0	1	0	0	0	0	0	0	4	9	0.00	0.000

PITCHER	IP	WLS	BF	H	R	ER	SO	BB	IBB	HBP	BLK	WP	HR	S	P	ERA	WHIP

BOTTOM

San Diego Padres @ San Francisco Giants

3Com Park at Candlestick Point, San Francisco, CA

Thu Jun 18 1998, 10:05 PM EDT
Att. 16,899 - Cloudy - 55 F

livebaseballscorecards.com

AB	36
R	6
H	10
RBI	6
BB	5
SO	7
LOB	17

Batter	1	2	3	4	5	6	7	8	9	AB	R	H	RBI	BB	SO	LOB
Quilvio Veras, S (1, 4) OBP: 0.401, SLG: 0.371	C X 0-1 F8 ①		C F B B B F B 4-2 2B BB		C B X 1-1 CS 1B		C B B B B 4-1 G4-6-3 BB	B C X 1-1 G6-3 ③		3	1	1	0	2	0	2
Steve Finley, L (1, 8) OBP: 0.291, SLG: 0.395	C F F B X 1-2 HR		B 1 SAFE B C 1 SAFE 1 SAFE 1 SAFE X 2-1 G4-3 1-H 2B		B B 1 SAFE B C F X 3-2 F7 ② ③ 1-2		1 SAFE F X 0-1 G4-6-3 ① ② 1-2f		C X 0-1 L9 ①	5	1	2	2	0	0	2
Tony Gwynn, L (1, 9) OBP: 0.372, SLG: 0.496	S F X 0-2 G4-3 ②		X 0-0 G4-3 ① 2-3			B C B B X 3-1 G4-3 ①	F X 0-1 L7 ③		X 0-0 G4-3 ②	5	0	0	0	0	0	1
Ken Caminiti, S (1, 5) OBP: 0.348, SLG: 0.480	X 0-0 F7 ③		C B F S 1-3 K ②			S F B B B B 4-2 S 1B BB		B F X 1-1 BB WP 1B	B B B X 3-0 HR	4	3	2	1	1	1	1
Greg Vaughn, R (1, 7) OBP: 0.377, SLG: 0.644 Ruben Rivera, R (9, 7) OBP: 0.446, SLG: 0.581		F X 0-1 HR	B F X 1-1 G5-3 ③			B B B S B B 4-1 1B 2B 1-2 BB		B B B B B 4-0 WP 1B 1-2 BB	B X 2-0 FC6-4 1B	3 0	3 0	2 0	1 0	2 0	0 0	1 0
Wally Joyner, L (1, 3) OBP: 0.386, SLG: 0.445		B B X 2-0 F8 ①		C B X 1-1 G5-4-3 1B		B C B X 2-1 F8 ②		B F F B F B B 4-2 SH1-4 1B 1-3 2-H BB	C B F X 1-2 FC6-4 ③ 1-2f	4	0	1	0	1	0	3
Carlos Hernandez, R (1, 2) OBP: 0.316, SLG: 0.352	C B C B B X 3-2 1B		B B X 2-0 G5-4-3 ① ② 1-2f			B C B C X 2-2 2B 1-3 2-H 1B		C B B X 2-1 SH1-4 1-2 3-H 1B		4	1	3	2	0	0	1
Chris Gomez, R (1, 6) OBP: 0.326, SLG: 0.377	B C B B 1 SAFE 1 SAFE X 3-1 P7 ②		B F B F C 2-3 K ③			X 0-0 1-H 3-H 2B		C B B F F B X 3-2 F8 ①		4	0	1	2	0	1	3
Andy Ashby, R (1, 1) OBP: 0.077, SLG: 0.077 Carlos Reyes, S (8, 1) Roberto Ramirez, L (8, 1) Trevor Hoffman, R (9, 1)		B X 1-0 P3 ③			B B B C C S 3-3 K ①	C S S 0-3 K ③		X 0-0 SH1-4 ② 1-2 2-3		3 0 0 0	0 0 0 0	0 0 0 0	0 0 0 0	2 0 0 0	2 0 0 0	2 0 0 0
Inning Stats	R: 1 E: 0 K: 0 S: 10 H: 1 LOB: 0 BB: 0 P: 11	R: 1 E: 0 K: 0 S: 9 H: 2 LOB: 1 BB: 0 P: 18	R: 1 E: 0 K: 1 S: 11 H: 1 LOB: 1 BB: 1 P: 19	R: 0 E: 0 K: 1 S: 6 H: 1 LOB: 0 BB: 0 P: 11	R: 0 E: 0 K: 1 S: 8 H: 1 LOB: 0 BB: 0 P: 15	R: 3 E: 0 K: 1 S: 14 H: 2 LOB: 1 BB: 2 P: 29	R: 0 E: 0 K: 0 S: 5 H: 0 LOB: 0 BB: 1 P: 9	R: 2 E: 0 K: 0 S: 15 H: 2 LOB: 2 BB: 2 P: 30	R: 1 E: 0 K: 0 S: 8 H: 2 LOB: 1 BB: 0 P: 14	1B: 7 2B: 2 3B: 0 HR: 3 SF: 0 SAC: 1 DP: 2 HBP: 0						

PITCHER		IP	WLS	BF	H	R	ER	SO	BB	IBB	HBP	BLK	WP	HR	S	P	ERA	WHIP
Danny Darwin, R ERA: 4.77	(1, 1)	5.2	L	25	7	6	6	3	3	0	0	0	0	2	54	99	9.53	1.765
Julian Tavarez, R ERA: 3.23	(6, 1)	1.1		5	1	0	0	1	1	0	0	0	0	0	9	13	0.00	1.500
John Johnstone, R ERA: 2.81	(8, 1)	0.2		6	2	2	2	0	2	0	0	0	1	0	13	27	27.00	6.000
Jim Poole, L ERA: 4.03	(8, 1)	1.1		6	2	1	1	0	0	0	0	0	0	1	10	17	6.75	1.500

PITCHER	IP	WLS	BF	H	R	ER	SO	BB	IBB	HBP	BLK	WP	HR	S	P	ERA	WHIP

TOP

San Diego Padres @ San Francisco Giants

3Com Park at Candlestick Point, San Francisco, CA

Fri Jun 19 1998, 10:05 PM EDT
Att. 23,034 - Unknown - 58 F

livebaseballscorecards.com

AB	35
R	9
H	12
RBI	8
BB	6
SO	4
LOB	16

WP: 2 PB: 0 SB: 1 CS: 1 PA: 42

BOTTOM

Batter	1	2	3	4	5	6	7	8	9	AB	R	H	RBI	BB	SO	LOB
Darryl Hamilton, L (1, 8) OBP: 0.396, SLG: 0.363	B B C B X 3-1 F7 ①		B C C B F F X 2-2 G4-3 ③		C X 0-1 G4-3 ①		F F B X 1-2 P7 ③		C B C B B F F F X 3-2 P7 ③	5	0	0	0	0	0	1
Rey Sanchez, R (1, 4) OBP: 0.356, SLG: 0.364	C B X 1-1 P6 ②			B B B B 4-0 2B 1B BB	C B F F X 1-2 G6-3 ②			B B C B X 3-1 G6-3 ①		3	1	0	0	1	0	0
Bill Mueller, S (1, 5) OBP: 0.382, SLG: 0.414	X 0-0 L8 ③			F B 1 SAFE X 1-1 FC6-4 1B 1-3 2B	X 0-0 G4-3 ③			B C B X 2-1 F7 ②		4	1	1	0	0	0	0
Barry Bonds, L (1, 7) OBP: 0.434, SLG: 0.563		C X 0-1 P5 ①		C B X 1-1 FC6-4 1B 3-H		C F B B B F B 4-2 CS BB		X 0-0 1B 2B		3	1	2	1	1	0	0
Charlie Hayes, R (1, 3) OBP: 0.373, SLG: 0.431		B F C B F S 2-3 K ②		M B S F F B X 2-2 FC6-4 FC5-4 1B ① 1-2f 2-3		F 1 SAFE 1 SAFE X 0-1 HR ① 1-2		X 0-0 1B 2-H		4	1	2	2	0	1	2
Stan Javier, S (1, 9) OBP: 0.326, SLG: 0.319		X 0-0 G3 ③		B B X 2-0 FC5-4 1B 1-2 3-H		B C F X 1-2 G3 ②		B B S X 2-1 L5 ③		4	0	1	1	0	0	1
Rich Aurilia, R (1, 6) OBP: 0.369, SLG: 0.497			C B C B X 2-2 G4-3 3B	B B X 2-0 FC5-4 PB ② 1-2f 2-3		F B B B F X 2-2 L8 ③			B B B C B 4-1 BB	3	1	1	0	1	0	2
Brent Mayne, L (1, 2) OBP: 0.386, SLG: 0.367 Brian Johnson, R (9, PH) OBP: 0.294, SLG: 0.429			B B B X 3-0 G4-3 ① 3-H	B B I 4-0 IBB 1-2			B X 1-0 G4-3 ①		S X 0-1 P2 ①	2 1	0 0	0 0	1 0	1 0	0 0	0 1
Danny Darwin, R (1, 1) OBP: 0.103, SLG: 0.037 Julian Tavarez, L (6, 1) Jacob Cruz, L (7, PH) John Johnstone, R (8, 1) Jim Poole, L (8, 1) OBP: 0.250, SLG: 0.500 Marvin Benard, L (9, PH) OBP: 0.326, SLG: 0.316			L C O 0-3 K ②	S C S 0-3 K ③			B C S X 1-2 G4-3 ②		S B C S S X 1-2 P8 ②	2 0 1 0 0 0 1	0 0 0 0 0 0 0	0 0 0 0 0 0 0	0 0 0 0 0 0 0	0 0 0 0 0 0 0	2 0 0 0 0 0 0	3 0 0 0 0 0 1
Inning Stats	R: 0 E: 0 K: 0 S: 5 H: 0 LOB: 0 BB: 0 P: 9	R: 0 E: 0 K: 1 S: 7 H: 0 LOB: 0 BB: 0 P: 9	R: 1 E: 0 K: 1 S: 12 H: 1 LOB: 0 BB: 0 P: 19	R: 2 E: 0 K: 1 S: 14 H: 3 LOB: 3 BB: 2 P: 30	R: 0 E: 0 K: 0 S: 7 H: 0 LOB: 0 BB: 0 P: 8	R: 1 E: 0 K: 0 S: 11 H: 1 LOB: 0 BB: 1 P: 18	R: 0 E: 0 K: 0 S: 7 H: 0 LOB: 0 BB: 0 P: 10	R: 1 E: 0 K: 0 S: 8 H: 2 LOB: 1 BB: 0 P: 15	R: 0 E: 0 K: 0 S: 12 H: 0 LOB: 1 BB: 1 P: 20	1B: 3 2B: 2 3B: 1 HR: 1	SF: 0 SAC: 0 DP: 0 HBP: 0						

PITCHER		IP	W/L/S	BF	H	R	ER	SO	BB	IBB	HBP	BLK	WP	HR	S	P	ERA	WHIP
Andy Ashby, R ERA: 2.38	(1, 1)	7.2	W	31	6	5	5	3	2	1	0	0	0	1	68	113	5.87	1.043
Carlos Reyes, R ERA: 3.58	(8, 1)	0.0		1	1	0	0	0	0	0	0	0	0	0	1	1	∞	∞
Roberto Ramirez, L ERA:	(8, 1)	0.1		2	0	0	0	0	1	0	0	0	0	0	3	9	0.00	3.000
Trevor Hoffman, R ERA: 1.64	(9, 1)	1.0		3	0	0	0	0	0	0	0	0	0	0	11	15	0.00	0.000

PITCHER	IP	W/L/S	BF	H	R	ER	SO	BB	IBB	HBP	BLK	WP	HR	S	P	ERA	WHIP

San Diego Padres @ San Francisco Giants

3Com Park at Candlestick Point, San Francisco, CA

Fri Jun 19 1998, 10:05 PM EDT

Att. 23,034 - Unknown - 58 F

livebaseballscorecards.com

AB	33
R	5
H	7
RBI	5
BB	4
SO	3
LOB	11

WP: 0 PB: 1 SB: 0 CS: 1 PA: 37

San Diego Padres @ San Francisco Giants

3Com Park at Candlestick Point, San Francisco, CA

Sat Jun 20 1998, 6:33 AM EDT

Att. 35,782 - Cloudy - 63 F

livebaseballscorecards.com

TOP

Batter	1	2	3	4	5	6	7	8	9	AB	R	H	RBI	BB	SO	LOB
Andy Sheets, R (1, 4) OBP: 0.319, SLG: 0.375	G6-4-3, BB 1B		K			K		2B BB		3	0	1	0	1	2	0
Steve Finley, L (1, 8) OBP: 0.294, SLG: 0.397	G6-4-3 1-2 BB			G4-3 G6-3 2B		L9		K		3	1	1	0	1	1	1
Greg Vaughn, R (1, 7) OBP: 0.376, SLG: 0.642	G6-4-3 1-2f 2-3			G4-3 2-3		F7		K 1-3 2B		4	0	1	0	0	0	3
Ken Caminiti, S (1, 5) OBP: 0.346, SLG: 0.475	G5-3			G6-3 3-H			SH5-3, 1B BB 1B	K		4	1	1	1	0	1	3
Ruben Rivera, R (1, 9) OBP: 0.458, SLG: 0.587 Wally Joyner, L (8, PH) OBP: 0.384, SLG: 0.443 (8, 3)		G6-4-3 1B		G6-3			BB, SH5-3 1-2 1B	G4-3		3 1	0 0	2 0	0 0	0 0	0 0	0 2
Archi Cianfrocco, R (1, 3) OBP: 0.222, SLG: 0.246 (8, 9) Quilvio Veras, S (9, PH) OBP: 0.399, SLG: 0.369	G6-4-3 1-2f				BB		SH5-3 1-2 2-3		L7	1 1	0 0	0 0	0 0	1 0	0 0	1 0
Mandy Romero, S (1, 2) Tony Gwynn, L (7, PH) OBP: 0.375, SLG: 0.496 Donne Wall, R (7, 1) OBP: 0.400, SLG: 0.400 Mark Sweeney, L (9, PH) OBP: 0.293, SLG: 0.300	K				F7		BB IBB		K	2 0 0 1	0 0 0 0	0 0 0 0	0 0 0 0	0 1 0 0	1 0 0 1	1 0 0 0
Chris Gomez, R (1, 6) OBP: 0.325, SLG: 0.372		G6-3			K		G6-4-3 1-2 2-3 3-H BB		G5-3	3	0	0	1	1	1	1
24 Mark Langston, R (1, 1) OBP: 0.231, SLG: 0.250 Carlos Hernandez, R (7, PH) OBP: 0.314, SLG: 0.350 (7, 2)		K			G1-3		G6-4-3 1-2f			2 1	0 0	0 0	0 0	0 0	1 0	1 3
Inning Stats	R: 0 E: 0 K: 0 S: 8 H: 1 LOB: 1 BB: 1 P: 16	R: 0 E: 0 K: 1 S: 10 H: 1 LOB: 0 BB: 0 P: 17	R: 0 E: 0 K: 2 S: 9 H: 0 LOB: 0 BB: 0 P: 11	R: 1 E: 0 K: 0 S: 8 H: 1 LOB: 0 BB: 0 P: 12	R: 0 E: 0 K: 1 S: 7 H: 0 LOB: 1 BB: 1 P: 12	R: 0 E: 0 K: 1 S: 8 H: 0 LOB: 0 BB: 0 P: 15	R: 1 E: 0 K: 0 S: 10 H: 2 LOB: 2 BB: 2 P: 19	R: 0 E: 0 K: 2 S: 15 H: 1 LOB: 2 BB: 1 P: 20	R: 0 E: 0 K: 1 S: 7 H: 0 LOB: 0 BB: 0 P: 11	1B: 4 2B: 2 3B: 0 HR: 0 SF: 0 SAC: 1 DP: 3 HBP: 0						

	AB	29
	R	2
	H	6
	RBI	2
	BB	5
	SO	8
	LOB	16

WP: 0 PB: 0 SB: 0 CS: 0 PA: 35

PITCHER		IP	WLS	BF	H	R	ER	SO	BB	IBB	HBP	BLK	WP	HR	S	P	ERA	WHIP
Shawn Estes, L ERA: 4.24	(1, 1)	7.1	W	29	5	2	2	6	4	1	0	0	0	0	68	115	2.46	1.227
Robb Nen, R ERA: 1.14	(8, 1)	1.2	S	6	1	0	0	2	0	0	0	0	0	0	14	18	0.00	0.600

PITCHER	IP	WLS	BF	H	R	ER	SO	BB	IBB	HBP	BLK	WP	HR	S	P	ERA	WHIP

BOTTOM

San Diego Padres @ San Francisco Giants

3Com Park at Candlestick Point, San Francisco, CA

Sat Jun 20 1998, 6:33 AM EDT

Att. 35,782 - Cloudy - 63 F

livebaseballscorecards.com

Batter	1	2	3	4	5	6	7	8	9	AB	R	H	RBI	BB	SO	LOB
Darryl Hamilton, L (1, 8) OBP: 0.396, SLG: 0.361	K		1-2 2B 1B		G1-3		4-1 1B BB	P5		4	1	1	0	1	1	2
Rich Aurilia, R (1, 6) OBP: 0.370, SLG: 0.500	F9		1-H 2-H 2B		G5-3		P9	1-3 2-H 1B		5	0	2	3	0	0	1
Barry Bonds, L (1, 7) OBP: 0.434, SLG: 0.559	G3		K		BB		1-2 1B	F8		4	0	1	0	1	1	3
Charlie Hayes, R (1, 3) OBP: 0.370, SLG: 0.432		P3		PB 1B 2B	K		F8			4	1	1	0	0	1	3
Chris Jones, R (1, 9) OBP: 0.283, SLG: 0.295		G6-3		CS 1B 2-3 BB		L5	K			3	0	0	0	1	1	2
Robb Nen, R (8, 1)										0	0	0	0	0	0	0
Bill Mueller, S (1, 5) OBP: 0.383, SLG: 0.415		F8		1-2 1B 3-H 1B		G3		1B 1B		4	1	2	1	0	0	0
Brian Johnson, R (1, 2) OBP: 0.293, SLG: 0.421			P9	P6		BB		K		3	0	0	0	1	1	3
Ramon Martinez, R (1, 4) OBP: 1.000, SLG: 1.000			1B 2B 1B	1-2 2-3 1B		1-2 BB		1-3 1B 1B		3	2	3	0	1	0	0
Shawn Estes, R (1, 1) OBP: 0.212, SLG: 0.219			K	P3		P3		1B 1-2 3-H 1B		3	0	0	0	0	1	5
Stan Javier, S (8, 9) OBP: 0.328, SLG: 0.322										1	0	1	1	0	0	0
Inning Stats	R: 0 E: 0 K: 1 S: 10 H: 0 LOB: 0 BB: 0 P: 16	R: 0 E: 0 K: 0 S: 6 H: 0 LOB: 0 BB: 0 P: 11	R: 2 E: 0 K: 2 S: 16 H: 3 LOB: 1 BB: 0 P: 24	R: 1 E: 0 K: 0 S: 11 H: 3 LOB: 2 BB: 1 P: 20	R: 0 E: 0 K: 1 S: 6 H: 0 LOB: 1 BB: 1 P: 12	R: 0 E: 0 K: 0 S: 8 H: 0 LOB: 2 BB: 2 P: 21	R: 0 E: 0 K: 1 S: 13 H: 1 LOB: 2 BB: 1 P: 22	R: 2 E: 0 K: 1 S: 13 H: 4 LOB: 2 BB: 0 P: 18		1B: 9 2B: 2 3B: 0 HR: 0 SF: 0 SAC: 0 DP: 0 HBP: 0						

	AB	34
	R	5
	H	11
	RBI	5
	BB	5
	SO	6
	LOB	19

WP: 0 PB: 1 SB: 0 CS: 1 PA: 39

PITCHER		IP	WLS	BF	H	R	ER	SO	BB	IBB	HBP	BLK	WP	HR	S	P	ERA	WHIP
24 Mark Langston, L ERA: 5.09	(1, 1)	6.0	L	27	6	3	3	4	4	0	0	0	0	0	57	104	4.50	1.667
Donne Wall, R ERA: 2.81	(7, 1)	2.0		12	5	2	2	2	1	0	0	0	0	0	26	40	9.00	3.000

San Diego Padres @ San Francisco Giants

3Com Park at Candlestick Point, San Francisco, CA

Sun Jun 21 1998, 6:33 AM EDT

Att. 46,506 - Cloudy - 65 F

TOP

livebaseballscorecards.com

Batter	1	2	3	4	5	6	7	8	9	AB	R	H	RBI	BB	SO	LOB
Quilvio Veras, S (1, 4) OBP: 0.401, SLG: 0.373	C B B F X 2-2 G4-3 ①		B C F B B B 4-2 3B BB	B F F X 1-2 F7 ②			C X 0-1 S SF7 2B		B B X 2-0 F8 ①	3	2	1	0	1	0	0
Andy Sheets, R (9, PH) OBP: 0.317, SLG: 0.371 (9, 4)										1	0	0	0	0	0	0
Steve Finley, L (1, 8) OBP: 0.292, SLG: 0.401	C T F S 0-3 K ②		1 SAFE 1 SAFE C 1 SAFE 1 SAFE B F B 1 SAFE 3-2 F B X 1-H 2B 3B	C X 0-1 G4-3 ③			S S B X 1-2 F7 ①		B B F X 2-1 G4-3 ②	5	1	1	1	0	1	1
Tony Gwynn, L (1, 9) OBP: 0.383, SLG: 0.504	B F F B B F X 3-2 1B		B X 1-0 F8 1B 3-H 2B		B F C X 1-2 G4-3 ①		B I I I 4-0 2-3 IBB		B X 1-0 1B	4	1	3	1	1	0	0
Ruben Rivera, R (9, PR) OBP: 0.458, SLG: 0.587 (9, 9)										0	0	0	0	0	0	0
Ken Caminiti, S (1, 5) OBP: 0.338, SLG: 0.464	B B C B F S 3-3 K ③		B B X 2-0 F8 ① 2-3		B C S X 1-2 G3 ②		B F S X 1-2 SF7 ② 3-H		1 SAFE F F B 1 SAFE X 1-2 F8 ③	4	0	0	1	0	1	3
Greg Vaughn, R (1, 7) OBP: 0.374, SLG: 0.639		F S X 0-2 G6-3 1B 2B	B B B X 3-0 G5-3 ②		B S B B B S F F X 3-2 L4 ③		X 0-0 P2 ③			4	1	1	0	0	0	2
Wally Joyner, L (1, 3) OBP: 0.386, SLG: 0.451		X 0-0 G6-3 ① 2-3	I I I I 4-0 1B IBB			X 0-0 G3-1 ①		B C X 1-1 3B		3	0	1	0	1	0	1
Carlos Hernandez, R (1, 2) OBP: 0.323, SLG: 0.355		F X 0-1 1B 3-H	B X 1-0 1B 1-2 3-H			C B B B F B 4-2 B5-6 S BB		B S C B T 2-2 K ①		3	0	2	2	1	1	1
Chris Gomez, R (1, 6) OBP: 0.324, SLG: 0.367		B X 1-0 L7 ②	C X 0-1 L3 ③			B B F S F B B 4-2 1-2 BB		B F L X 1-2 G5-3 ②		3	0	0	0	1	0	4
Kevin Brown, R (1, 1) OBP: 0.244, SLG: 0.231		X 0-0 G5-3 ③		B C X 1-1 G5-3 ①		C X 0-1 B5-6 ②③ 2-3f		X 0-0 G5-3 ③		4	0	0	0	0	0	4
Trevor Hoffman, R (9, 1)										0	0	0	0	0	0	0
Inning Stats	R: 0 H: 1 E: 0 LOB: 1 K: 2 BB: 0 S: 14 P: 22	R: 1 H: 2 E: 0 LOB: 1 K: 0 BB: 0 S: 8 P: 9	R: 3 H: 3 E: 0 LOB: 2 K: 0 BB: 2 S: 12 P: 30	R: 0 H: 0 E: 0 LOB: 0 K: 0 BB: 0 S: 7 P: 9	R: 0 H: 0 E: 0 LOB: 0 K: 0 BB: 0 S: 11 P: 16	R: 0 H: 0 E: 0 LOB: 1 K: 0 BB: 2 S: 8 P: 16	R: 1 H: 1 E: 0 LOB: 1 K: 0 BB: 1 S: 9 P: 15	R: 0 H: 1 E: 0 LOB: 1 K: 1 BB: 0 S: 9 P: 13	R: 0 H: 1 E: 0 LOB: 1 K: 0 BB: 0 S: 7 P: 13	1B: 4 SF: 1 2B: 4 SAC: 0 3B: 2 DP: 1 HR: 0 HBP: 0						

	AB	34
	R	5
	H	9
	RBI	5
	BB	5
	SO	3
	LOB	16

	WP: 0	PA: 40
	PB: 0	
	SB: 2	
	CS: 0	

PITCHER		IP	WLS	BF	H	R	ER	SO	BB	IBB	HBP	BLK	WP	HR	S	P	ERA	WHIP
Orel Hershiser, R ERA: 3.54	(1, 1)	3.0	L	17	6	4	4	2	1	1	0	0	0	0	34	61	12.00	2.333
Russ Ortiz, R ERA: 0.9	(4, 1)	3.0		11	1	1	1	0	2	0	0	0	0	0	28	43	3.00	1.000
Jim Poole, L ERA: 3.99	(7, 1)	0.1		2	0	0	0	0	0	1	0	0	0	0	3	8	0.00	0.000
Julian Tavarez, R ERA: 3.12	(7, 1)	1.2		6	1	0	0	1	0	0	0	0	0	0	13	18	0.00	0.600
Rich Rodriguez, L ERA: 3.04	(9, 1)	1.0		4	1	0	0	0	0	0	0	0	0	0	7	13	0.00	1.000

PITCHER	IP	WLS	BF	H	R	ER	SO	BB	IBB	HBP	BLK	WP	HR	S	P	ERA	WHIP

Batter	1	2	3	4	5	6	7	8	9	AB	R	H	RBI	BB	SO	LOB
Darryl Hamilton, L (1, 8) OBP: 0.394, SLG: 0.363	C B B C B F X 3-2 G1-3 ①		C F X 0-2 FC5-4 ③ 1-2f			B F X 1-1 G4-3 G4-3 2B		C X 0-1 G3 ③		4	1	1	0	0	0	1
Bill Mueller, S (1, 5) OBP: 0.382, SLG: 0.412	B B B C X 3-1 CS 1B			C B X 1-1 G1-3 ①		B X 1-0 G4-3 ① 2-3			S X 0-1 G4-3 ①	4	0	1	0	0	0	1
Barry Bonds, L (1, 7) OBP: 0.429, SLG: 0.550	1 SAFE C 1 SAFE B B B 1 SAFE 1 SAFE C 3-3 S K ② ③ 1-2			B F C B F B F S 3-3 K ②		B C C B F S X 2-2 G4-3 ② 3-H			X 0-0 F8 ②	4	0	0	1	0	2	1
Brent Mayne, L (1, 2) OBP: 0.389, SLG: 0.371		C B X 1-1 G3-1 ①		C B X 1-1 1B		C B B X 2-1 G6-3 ③			C X 0-1 1B 1B 1B	4	0	2	0	0	0	0
Charlie Hayes, R (1, 3) OBP: 0.373, SLG: 0.434		C B F B B C 3-3 K ②		F C B S 1-3 K ③			C X 0-1 G6-4-3 1B		X 0-0 1B 1B 1-2	4	0	2	0	0	2	1
Stan Javier, S (1, 9) OBP: 0.331, SLG: 0.325		B F F F F B B T 3-2 K ③			B C B X 2-1 F8 1B		X 0-0 G6-4-3 ① ② 1-2f		X 0-0 1B 1-2 2-3	4	0	2	0	0	1	1
Rich Aurilia, R (1, 6) OBP: 0.363, SLG: 0.490			B X 1-0 G4-3 ①		C B X 1-1 F8 ① 1-2		B B C F F C 2-3 K ③		B F S S 1-3 K ③	4	0	0	0	0	2	4
Ramon Martinez, R (1, 4) OBP: 0.714, SLG: 0.600			B F B F B F B 4-2 FC5-4 BB		C F B F B S 2-3 K ②			B B C X 2-1 G3 ①		2	0	0	0	1	1	1
Orel Hershiser, R (1, 1) OBP: 0.242, SLG: 0.194 Russ Ortiz, R (4, 1) Jim Poole, L (7, 1) OBP: 0.250, SLG: 0.500 Julian Tavarez, L (7, 1) Marvin Benard, L (8, PH) OBP: 0.322, SLG: 0.312 Rich Rodriguez, L (9, 1) OBP: 0.333, SLG: 0.333			C C B L 1-3 K ②		B C S C 1-3 K ③			B S X 1-1 G6-3 ②		1 1 0 0 1 0	0 0 0 0 0 0	0 0 0 0 0 0	0 0 0 0 0 0	1 1 0 0 0 0	1 1 0 0 0 0	1 1 0 0 0 0
Inning Stats	R: 0 H: 1 E: 0 LOB: 1 K: 1 BB: 0 S: 9 P: 18	R: 0 H: 0 E: 0 LOB: 0 K: 2 BB: 0 S: 10 P: 17	R: 0 H: 0 E: 0 LOB: 1 K: 1 BB: 1 S: 10 P: 16	R: 0 H: 1 E: 0 LOB: 1 K: 2 BB: 0 S: 12 P: 18	R: 0 H: 1 E: 0 LOB: 1 K: 2 BB: 0 S: 11 P: 17	R: 1 H: 1 E: 0 LOB: 0 K: 0 BB: 0 S: 8 P: 14	R: 0 H: 1 E: 0 LOB: 0 K: 1 BB: 0 S: 7 P: 9	R: 0 H: 0 E: 0 LOB: 0 K: 0 BB: 0 S: 6 P: 9	R: 0 H: 3 E: 0 LOB: 3 K: 1 BB: 0 S: 10 P: 11	1B: 7 2B: 2 3B: 0 HR: 0	SF: 0 SAC: 0 DP: 2 HBP: 0			WP: 0 PB: 0 SB: 0 CS: 1	PA: 34		

PITCHER		IP	WLS	BF	H	R	ER	SO	BB	IBB	HBP	BLK	WP	HR	S	P	ERA	WHIP
Kevin Brown, R ERA: 2.71	(1, 1)	8.2	W	32	7	1	1	9	1	0	0	0	0	0	79	124	1.04	0.923
Trevor Hoffman, R ERA: 1.62	(9, 1)	0.1	S	2	1	0	0	1	0	0	0	0	0	0	4	5	0.00	3.000

PITCHER	IP	WLS	BF	H	R	ER	SO	BB	IBB	HBP	BLK	WP	HR	S	P	ERA	WHIP

BOTTOM

San Diego Padres @ San Francisco Giants

3Com Park at Candlestick Point, San Francisco, CA

Sun Jun 21 1998, 6:33 AM EDT
Att. 46,506 - Cloudy - 65 F

livebaseballscorecards.com

AB	33
R	1
H	8
RBI	1
BB	1
SO	10
LOB	12

Batter	1	2	3	4	5	6	7	8	9	AB	R	H	RBI	BB	SO	LOB
Steve Finley, L (1, 8) OBP: 0.291, SLG: 0.397	X 0-0 1B		C B B C C 2-3 ② K		X 0-0 ③ F8		X 0-0 ③ P5		F B S B F X 2-2 ② P8	5	0	1	0	0	1	0
Tony Gwynn, L (1, 9) OBP: 0.383, SLG: 0.500	S X 0-1 ① L9		C X 0-1 ③ P7			B X 1-0 ① G4-3		B C F B B F B 4-2 1B 2B BB	F B X 1-1 1B	4	1	1	0	1	0	1
Greg Vaughn, R (1, 10) OBP: 0.375, SLG: 0.637	1 SAFE S S S 0-3 ② K			C B S B B B 4-2 2B BB	X 0-0 2B			C S B F S 1-3 ① K	S B X 1-1 ③ F8	4	2	1	0	1	2	3
Ken Caminiti, S (1, 5) OBP: 0.336, SLG: 0.459	B X 1-0 ③ F8			X 0-0 ① P7		B B B X 3-0 ② F7		1 SAFE X 0-0 1-3 2B 1B		4	1	1	0	0	0	3
Ruben Rivera, R (1, 7) OBP: 0.476, SLG: 0.604		B B B B 4-0 S BB		S B C B C 2-3 ② K		S B B B B 4-1 2B BB		B C C B B 1 SAFE X 3-2 G6-3 1-H 3-H 2B		2	1	1	2	2	1	1
Jim Leyritz, R (1, 2) OBP: 0.394, SLG: 0.538 Carlos Hernandez, R (8, 2) OBP: 0.323, SLG: 0.355		C B 1 SAFE 1 SAFE B F F 1 SAFE B 4-2 F B F9-3 1-2 BB		X 0-0 1-H 2B		B X 1-0 1-H 2-H 2B		X 0-0 ② G6-3 2-3		3 0	0 0	2 0	3 0	1 0	0 0	1 0
Chris Gomez, R (1, 6) OBP: 0.322, SLG: 0.362		B C B B F 2 SAFE 2 SAFE F X 3-2 ① ② F9-3 1-2		C S X 0-2 ③ G6-3		B S C C 1-3 ③ K		C H 1-1 HBP		3	0	0	0	0	1	4
Archi Cianfrocco, R (1, 3) OBP: 0.209, SLG: 0.230		B X 1-0 ③ F8			B B X 2-0 ① F8		X 0-0 ① P2	B X 1-0 ③ P3		4	0	0	0	0	0	3
Andy Sheets, R (1, 4) OBP: 0.306, SLG: 0.358			B S X 1-1 ① G5-3		F B B C S 2-3 ② K		C C S 0-3 ② K		C B B F B C 3-3 ① K	4	0	0	0	0	3	0
Inning Stats	R: 0 H: 1 E: 0 LOB: 1 K: 1 BB: 0 S: 7 P: 8	R: 0 H: 0 E: 0 LOB: 1 K: 0 BB: 2 S: 9 P: 21	R: 0 H: 0 E: 0 LOB: 0 K: 1 BB: 0 S: 7 P: 10	R: 1 H: 1 E: 0 LOB: 1 K: 1 BB: 1 S: 10 P: 16	R: 0 H: 0 E: 0 LOB: 0 K: 1 BB: 0 S: 5 P: 9	R: 2 H: 2 E: 0 LOB: 1 K: 1 BB: 1 S: 8 P: 18	R: 0 H: 0 E: 0 LOB: 0 K: 1 BB: 0 S: 5 P: 5	R: 2 H: 2 E: 0 LOB: 2 K: 1 BB: 1 S: 14 P: 24	R: 0 H: 1 E: 0 LOB: 1 K: 1 BB: 0 S: 11 P: 18	1B: 3 SF: 0 2B: 5 SAC: 0 3B: 0 DP: 1 HR: 0 HBP: 1						WP: 0 PA: 39 PB: 0 SB: 1 CS: 0

PITCHER	IP	WLS	BF	H	R	ER	SO	BB	IBB	HBP	BLK	WP	HR	S	P	ERA	WHIP
Jeff Fassero, L (1, 1) ERA: 4.37	9.0	L	39	7	5	5	8	5	0	1	0	0	0	76	129	5.00	1.333

PITCHER	IP	WLS	BF	H	R	ER	SO	BB	IBB	HBP	BLK	WP	HR	S	P	ERA	WHIP

TOP

San Diego Padres @ Seattle Mariners

The Kingdome, Seattle, WA

Mon Jun 22 1998, 10.05 PM EDT

Att. 41,571 - Dome - 72 F

livebaseballscorecards.com

AB	33
R	5
H	7
RBI	5
BB	5
SO	8
LOB	16

BOTTOM

San Diego Padres @ Seattle Mariners

The Kingdome, Seattle, WA

Mon Jun 22 1998, 10:05 PM EDT

Att. 41,571 - Dome - 72 F

livebaseballscorecards.com

Batter	1	2	3	4	5	6	7	8	9	AB	R	H	RBI	BB	SO	LOB
Joey Cora, S (1, 4) OBP: 0.355, SLG: 0.357	G5-3		BB		L1-3		BB			3	1	0	0	2	1	1
Alex Rodriguez, R (1, 6) OBP: 0.365, SLG: 0.610	BB, 1B		P4			HR	1-H, 3-H, 2B		P5	5	1	3	3	0	0	1
Ken Griffey Jr., L (1, 8) OBP: 0.372, SLG: 0.632	F8		F7			G3-1	IBB		F8	4	0	0	0	1	0	2
Edgar Martinez, R (1, 10) OBP: 0.406, SLG: 0.519	1-2, BB			F8		P4	K			3	0	0	0	1	1	2
David Segui, S (1, 3) OBP: 0.399, SLG: 0.564	F8			BB		BB		K		2	0	0	0	2	1	2
Jay Buhner, R (1, 9) OBP: 0.344, SLG: 0.518		G5-3		K		K		FC3-6, 1B, BB		3	0	0	0	1	2	2
Glenallen Hill, R (1, 7) OBP: 0.335, SLG: 0.532 Rob Ducey, L (8, 7) OBP: 0.327, SLG: 0.388	F9		F9			PB, 2B	1-2, FC3-6, 1B			3 1	1 0	1 1	0 0	0 0	0 0	1 0
Dan Wilson, R (1, 2) OBP: 0.296, SLG: 0.349		G4-3			L7		K		FC3-6, 1-2f, 2-3	4	0	0	0	0	1	3
Rico Rossy, R (1, 5) OBP: 0.429, SLG: 0.800 Russ Davis, R (8, PH) OBP: 0.307, SLG: 0.435 (9, 5)			P7		L1-3, BB		G4-3, 2-3	K		2 1	0 0	0 0	0 0	1 0	0 1	1 2
Inning Stats	R: 0 E: 0 K: 0 S: 12 H: 1 LOB: 2 BB: 1 P: 19	R: 0 E: 0 K: 0 S: 7 H: 0 LOB: 0 BB: 0 P: 12	R: 0 E: 0 K: 0 S: 4 H: 0 LOB: 1 BB: 1 P: 10	R: 0 E: 0 K: 1 S: 8 H: 0 LOB: 1 BB: 1 P: 16	R: 0 E: 0 K: 0 S: 5 H: 0 LOB: 0 BB: 1 P: 13	R: 1 E: 0 K: 1 S: 10 H: 1 LOB: 1 BB: 1 P: 21	R: 2 E: 0 K: 2 S: 16 H: 2 LOB: 2 BB: 2 P: 29	R: 0 E: 0 K: 2 S: 12 H: 1 LOB: 2 BB: 1 P: 20	R: 0 E: 0 K: 1 S: 7 H: 0 LOB: 0 BB: 0 P: 13	1B: 2 2B: 3 3B: 0 HR: 1 SF: 0 SAC: 0 DP: 1 HBP: 0							WP: 0 PB: 1 SB: 0 CS: 0 PA: 39

	AB	31
	R	3
	H	5
	RBI	3
	BB	8
	SO	7
	LOB	17

PITCHER		IP	WLS	BF	H	R	ER	SO	BB	IBB	HBP	BLK	WP	HR	S	P	ERA	WHIP
Sterling Hitchcock, L ERA: 3.63	(1, 1)	6.0		24	2	1	1	2	5	0	0	0	0	1	46	91	1.50	1.167
Donne Wall, R ERA: 3.31	(7, 1)	0.2		4	1	2	2	1	1	0	0	0	0	0	9	15	27.00	3.000
Dan Miceli, R ERA: 2.84	(7, 1)	1.1	W	8	2	0	0	3	1	1	0	0	0	0	19	34	0.00	2.250
Trevor Hoffman, R ERA: 1.57	(9, 1)	1.0	S	3	0	0	0	1	0	0	0	0	0	0	7	13	0.00	0.000

PITCHER		IP	WLS	BF	H	R	ER	SO	BB	IBB	HBP	BLK	WP	HR	S	P	ERA	WHIP

San Diego Padres @ Seattle Mariners

The Kingdome, Seattle, WA

Tue Jun 23 1998, 6:33 AM EDT

Att. 30,961 - Dome - 72 F

TOP

livebaseballscorecards.com

Batter	1	2	3	4	5	6	7	8	9	AB	R	H	RBI	BB	SO	LOB
Quilvio Veras, S (1, 4) OBP: 0.395, SLG: 0.367	C B B S S 2-3 ① K		B X 1-0 ③ G5-3			B C F X 1-2 ① F9		C B B B F X 3-2 ③ G5-3		4	0	0	0	0	1	0
Tony Gwynn, L (1, 9) OBP: 0.385, SLG: 0.500	B C B F F B X 3-2 ② F9			X 0-0 ① G4-3		B C F X 1-2 FC6-4 1B			C C B F X 1-2 2B 2B 1B	4	1	2	0	0	0	0
Greg Vaughn, R (1, 10) OBP: 0.379, SLG: 0.643	F B F X 1-2 1B			F B B B S X 3-2 1B		X 0-0 ② F8			X 0-0 1-3 2B 2B	4	1	3	0	0	0	1
Ken Caminiti, S (1, 5) OBP: 0.335, SLG: 0.460	X 0-0 ③ F3			F C B S 1-3 ② K		B C X 1-1 ③ FC6-4 1-2f			B C B B X 3-1 2B 2-H 3-H 2B	4	1	1	2	0	1	3
Wally Joyner, L (1, 3) OBP: 0.384, SLG: 0.452		S X 0-1 ① F7		B B B B C X 3-1 ③ F8			X 0-0 ① F7		F X 0-1 1B 2-H 2B	4	0	1	1	0	0	1
Ruben Rivera, R (1, 7) OBP: 0.448, SLG: 0.558		B X 1-0 ② G5-3			B S X 1-1 ① G5-3		S C B B X 2-2 ② F7		X 0-0 ① F9	4	0	0	0	0	0	1
Steve Finley, L (1, 8) OBP: 0.290, SLG: 0.395		C X 0-1 ③ G3			C X 0-1 1B		B C B X 2-1 ③ G3		B X 1-0 ② P2	4	0	1	0	0	0	1
Carlos Hernandez, R (1, 2) OBP: 0.327, SLG: 0.358			C B B F X 2-2 ① F6		B S X 1-1 ② F7			X 0-0 G5-4-3 1B	X 0-0 2-3 1B	4	0	2	0	0	0	1
Chris Gomez, R (1, 6) OBP: 0.320, SLG: 0.358			B C X 1-1 ② G5-3		B C B S F S 2-3 ③ K			X 0-0 ① ② G5-4-3 1-2f	B S T S 1-3 ③ K	2	0	0	0	0	1	1
Jim Leyritz, R (8, PH) (8, 6) OBP: 0.391, SLG: 0.534										1	0	0	0	0	0	1
Andy Sheets, R (8, 6) OBP: 0.306, SLG: 0.358										0	0	0	0	0	0	0
Mark Sweeney, L (9, PH) OBP: 0.290, SLG: 0.296										1	0	0	0	0	1	2
Inning Stats	R: 0 E: 0 K: 1 S: 11 H: 1 LOB: 1 BB: 0 P: 17	R: 0 E: 0 K: 0 S: 5 H: 0 LOB: 0 BB: 0 P: 6	R: 0 E: 0 K: 0 S: 6 H: 0 LOB: 0 BB: 0 P: 10	R: 0 E: 0 K: 1 S: 9 H: 1 LOB: 1 BB: 0 P: 16	R: 0 E: 0 K: 1 S: 10 H: 1 LOB: 1 BB: 0 P: 14	R: 0 E: 0 K: 0 S: 9 H: 1 LOB: 1 BB: 0 P: 12	R: 0 E: 0 K: 0 S: 6 H: 0 LOB: 0 BB: 0 P: 10	R: 0 E: 0 K: 0 S: 5 H: 1 LOB: 0 BB: 0 P: 8	R: 3 E: 0 K: 1 S: 16 H: 5 LOB: 2 BB: 0 P: 22	1B: 7 2B: 3 3B: 0 HR: 0 SF: 0 SAC: 0 DP: 1 HBP: 0							

	AB	36
	R	3
	H	10
	RBI	3
	BB	0
	SO	4
	LOB	12

WP: 0 PB: 0 SB: 0 CS: 0 PA: 36

PITCHER		IP	WLS	BF	H	R	ER	SO	BB	IBB	HBP	BLK	WP	HR	S	P	ERA	WHIP
Jamie Moyer, L ERA: 3.58	(1, 1)	8.0	W	31	8	3	3	3	0	0	0	0	0	0	68	104	3.38	1.000
Heathcliff Slocumb, R ERA: 7.59	(9, 1)	1.0	S	5	2	0	0	1	0	0	0	0	0	0	9	11	0.00	2.000

PITCHER		IP	WLS	BF	H	R	ER	SO	BB	IBB	HBP	BLK	WP	HR	S	P	ERA	WHIP

BOTTOM

San Diego Padres @ Seattle Mariners

The Kingdome, Seattle, WA

Tue Jun 23 1998, 6:33 AM EDT

Att. 30,961 - Dome - 72 F

livebaseballscorecards.com

Batter	1	2	3	4	5	6	7	8	9	AB	R	H	RBI	BB	SO	LOB
Rich Amaral, R (1, 7) OBP: 0.305, SLG: 0.337	B B C X 2-1 G4-3 ①		B C B S X 2-2 FC5-4 ② S 1B 1-2f		B C B B C B 4-2 G6-4-3 1B 1B BB		C B F B X 2-2 S 2B 1B	B F C F X 1-2 F6 ②		4	3	1	0	1	0	3
Alex Rodriguez, R (1, 6) OBP: 0.366, SLG: 0.607	B F B X 2-1 F8 ②		C C C B B F X 2-2 1-H 1B		B B X 2-0 G6-4-3 1-2 1B		C X 0-1 G5-3 ① 1-2	B B C F X 2-2 F9 ③		5	0	2	1	0	0	3
Ken Griffey Jr., L (1, 8) OBP: 0.374, SLG: 0.644	X 0-0 HR		B B C X 2-1 P5 ③		X 0-0 G6-4-3 ① ② 1-2f 2-3		B F F B F F X 2-2 2-H 2B			4	1	2	2	0	0	3
Edgar Martinez, R (1, 10) OBP: 0.408, SLG: 0.523	B F C X 1-2 F6 ③			C B B F X 2-2 G3 1B 2B	X 0-0 3-H 1B		C C B F X 1-2 F3 ②			4	1	2	1	0	0	1
David Segui, S (1, 3) OBP: 0.397, SLG: 0.558		S X 0-1 G4-3 ①		B F X 1-1 G3 ① 2-3	X 0-0 F7 ③		C B B B I 4-1 IBB			3	0	0	0	1	0	2
Rob Ducey, L (1, 9) OBP: 0.331, SLG: 0.394		C C B B B S 3-3 K ②		B C F H 2-2 E 1B HBP		B B X 2-0 G4-3 2B	B B B C X 3-1 F8 ③			3	0	1	0	0	1	2
Russ Davis, R (1, 5) OBP: 0.306, SLG: 0.432		X 0-0 G4-3 ③		X 0-0 E8 1-3 3-H 1B		B X 1-0 G4-3 ① 2-3		C F C 0-3 K ①		4	0	1	1	0	1	1
Dan Wilson, R (1, 2) OBP: 0.299, SLG: 0.353			C F F B B X 2-2 FC4-5 2B	X 0-0 B2 ②		F B B F B S 3-3 K ②		B C F H 2-2 BB HBP		3	0	1	0	0	1	3
Jeff Huson, L (1, 4) OBP: 0.245, SLG: 0.250			X 0-0 FC4-5 ① FC5-4 2-3	C F B B F X 2-2 G4-3 ③		X 0-0 G4-3 ③		C B B F B B 4-2 1-2 BB		3	0	0	0	1	0	4
Inning Stats	R: 1 E: 0 K: 0 S: 8 H: 1 LOB: 0 BB: 0 P: 13	R: 0 E: 0 K: 1 S: 6 H: 0 LOB: 0 BB: 0 P: 9	R: 1 E: 0 K: 0 S: 14 H: 2 LOB: 1 BB: 0 P: 22	R: 1 E: 1 K: 0 S: 13 H: 2 LOB: 2 BB: 0 P: 20	R: 1 E: 0 K: 0 S: 6 H: 2 LOB: 1 BB: 1 P: 12	R: 0 E: 0 K: 1 S: 7 H: 1 LOB: 1 BB: 0 P: 13	R: 1 E: 0 K: 0 S: 17 H: 2 LOB: 2 BB: 1 P: 29	R: 0 E: 0 K: 1 S: 14 H: 0 LOB: 2 BB: 1 P: 23		1B: 5 2B: 4 3B: 0 HR: 1	SF: 0 SAC: 0 DP: 1 HBP: 2			WP: 0 PB: 0 SB: 2 CS: 0	PA: 38	

PITCHER		IP	WLS	BF	H	R	ER	SO	BB	IBB	HBP	BLK	WP	HR	S	P	ERA	WHIP
Joey Hamilton, R ERA: 5.3	(1, 1)	6.1	L	30	10	5	5	2	1	0	1	0	0	1	64	103	7.11	1.737
Will Cunnane, R ERA:	(7, 1)	0.2		3	0	0	0	0	0	1	0	0	0	0	7	15	0.00	0.000
Brian Boehringer, R ERA: 4.82	(8, 1)	1.0		5	0	0	0	1	1	0	1	0	0	0	14	23	0.00	1.000

PITCHER	IP	WLS	BF	H	R	ER	SO	BB	IBB	HBP	BLK	WP	HR	S	P	ERA	WHIP

AB	33
R	5
H	10
RBI	5
BB	3
SO	3
LOB	22

Batter	1	2	3	4	5	6	7	8	9	AB	R	H	RBI	BB	SO	LOB
Joey Cora, S (1, 4) OBP: 0.356, SLG: 0.358	X 0-0 FC5-4 1B		C B S F X 1-2 ② G4-3		B F X 1-1 1B 1-3 1B		C X 0-1 ① G3-1	B B X 2-0 ③ G4-3		5	0	2	0	0	0	1
Jeff Huson, L (8, 4) OBP: 0.245, SLG: 0.250										0	0	0	0	0	0	0
Alex Rodriguez, R (1, 6) OBP: 0.369, SLG: 0.607	X 0-0 ① FC5-4 WP S 1-2f		C B F B X 2-2 1B		B B X 2-0 1-2 3-H 1B		C B X 1-1 S S 1B		B B F F F S 2-3 ① K	5	0	3	1	0	1	1
Ken Griffey Jr., L (1, 8) OBP: 0.377, SLG: 0.650	B B F B B 4-1 WP 1-2 BB		1 SAFE F X 0-1 ③ L8		S F B F S 1-3 ③ K		1 SAFE B C 1 B I I 4-1 BB 1-2 IBB		B F X 1-1 HR	3	1	1	1	2	1	3
David Segui, S (1, 3) OBP: 0.394, SLG: 0.551	F B F X 1-2 ② L6 1-2 2-3			F S B S 1-3 ① K		B X 1-0 FC5 1B	C B S S 1-3 ② K 2-3		C S X 0-2 ② G4-3	5	0	1	0	0	2	4
Jay Buhner, R (1, 9) OBP: 0.333, SLG: 0.483	B C X 1-1 ③ G5-3			S B C F B B F X 3-2 ② G6-3		B X 1-0 FC5 1-3	B B B B 4-0 1-2 BB		C B B X 2-1 ③ G6-3	4	0	0	0	1	0	3
Rich Amaral, R (9, 7) OBP: 0.305, SLG: 0.337										0	0	0	0	0	0	0
Rob Ducey, L (1, 7) OBP: 0.323, SLG: 0.384		C B F S 1-3 ① K		C C B B C 2-3 ③ K		C B S B X 2-2 ① G6-3	C B F S 1-3 ③ K			4	0	0	0	0	3	5
(9, 9)																
Russ Davis, R (1, 5) OBP: 0.302, SLG: 0.425		B S B B X 2-1 ② F8			B B F C X 2-2 ① G6-3	S S S 0-3 ② K		B C B F X 2-2 ① F9		4	0	0	0	0	1	2
John Marzano, R (1, 2) OBP: 0.289, SLG: 0.300		B C C S 1-3 ③ K			C S S 0-3 ② K	B I I 4-0 IBB		F F C 0-3 ② K		3	0	0	0	1	3	0
Randy Johnson, R (1, 1) OBP: 0.143, SLG: 0.143			C S S 0-3 ① K		C X 0-1 E6 1B 1B	B C S X 1-2 ③ G5-3		C X 0-1 1B		4	1	1	0	0	1	3
Inning Stats	R: 0 E: 0 K: 0 S: 8 H: 1 LOB: 2 BB: 1 P: 14	R: 0 E: 0 K: 2 S: 8 H: 0 LOB: 0 BB: 0 P: 12	R: 0 E: 0 K: 1 S: 12 H: 1 LOB: 1 BB: 0 P: 15	R: 0 E: 0 K: 2 S: 11 H: 0 LOB: 0 BB: 0 P: 17	R: 1 E: 1 K: 2 S: 15 H: 2 LOB: 2 BB: 0 P: 21	R: 0 E: 1 K: 1 S: 11 H: 1 LOB: 3 BB: 1 P: 20	R: 0 E: 0 K: 2 S: 11 H: 1 LOB: 3 BB: 2 P: 22	R: 0 E: 0 K: 1 S: 9 H: 1 LOB: 1 BB: 0 P: 13	R: 1 E: 0 K: 1 S: 12 H: 1 LOB: 0 BB: 0 P: 17	1B: 7 2B: 0 3B: 0 HR: 1	SF: 0 SAC: 0 DP: 0 HBP: 0	WP: 1 PB: 0 SB: 3 CS: 0	PA: 41			

PITCHER		IP	WLS	BF	H	R	ER	SO	BB	IBB	HBP	BLK	WP	HR	S	P	ERA	WHIP
Andy Ashby, R ERA: 2.25	(1, 1)	7.0	L	33	6	1	0	10	2	2	0	0	1	0	76	121	0.00	1.143
Dan Miceli, R ERA: 2.75	(8, 1)	1.1		5	1	0	0	2	0	0	0	0	0	0	14	20	0.00	0.750
Roberto Ramirez, L ERA: 1.93	(9, 1)	0.2		3	1	1	1	0	0	0	0	0	0	1	7	10	13.50	1.500

PITCHER IP WLS BF H R ER SO BB IBB HBP BLK WP HR S P ERA WHIP

TOP

Seattle Mariners @ San Diego Padres

Qualcomm Stadium, San Diego, CA

Wed Jun 24 1998, 10:05 PM EDT

Att. 36,900 - Unknown - 67 F

livebaseballscorecards.com

AB	37
R	2
H	8
RBI	2
BB	4
SO	12
LOB	22

BOTTOM

Seattle Mariners @ San Diego Padres

Qualcomm Stadium, San Diego, CA

Wed Jun 24 1998, 10:05 PM EDT

Att. 36,900 - Unknown - 67 F

livebaseballscorecards.com

Batter	1	2	3	4	5	6	7	8	9	AB	R	H	RBI	BB	SO	LOB
Quilvio Veras, S (1, 4) OBP: 0.397, SLG: 0.369	C B B X 2-1 S 1B		C C B B F B C 3-3 ② K		C B X 1-1 1-2 1B			C X 0-1 ① G6-3		4	0	2	0	0	1	0
Tony Gwynn, L (1, 9) OBP: 0.379, SLG: 0.492	F C S 0-3 ① K		X 0-0 E6 1B		S F C 0-3 ② K			X 0-0 ② G6-3		4	0	0	0	0	2	3
Greg Vaughn, R (1, 7) OBP: 0.381, SLG: 0.641	B B S F S 2-3 ② K 1-2		B F S X 1-2 1-2 1B		B B F B X 3-1 ③ G5-3			C B B X 2-1 FC6-4 1B		4	0	2	0	0	1	3
Ken Caminiti, S (1, 5) OBP: 0.329, SLG: 0.451	X 0-0 ③ G5-3		C F X 0-2 ③ F8			S C X 0-2 ① G3		B S F X 1-2 ③ FC6-4 1-2f		4	0	0	0	0	0	4
Jim Leyritz, R (1, 3) OBP: 0.382, SLG: 0.518		F F F B C 1-3 ① K		B X 1-0 ① G4-3		B C C B X 2-2 ② P2			X 0-0 ① G1-3	4	0	0	0	0	1	0
Steve Finley, L (1, 8) OBP: 0.288, SLG: 0.392 Ruben Rivera, R (9, PH) OBP: 0.441, SLG: 0.547		B S S S S 1-3 ② K		C S B B B S 2-3 ② K		B C B B S 2-3 ③ K			C C B S 1-3 ② K	3	0	0	0	0	3	0
										1	0	0	0	0	1	0
Carlos Hernandez, R (1, 2) OBP: 0.325, SLG: 0.372		B X 1-0 E4		C C S 0-3 ③ K			X 0-0 ① G5-3		B B X 2-0 HR	4	1	1	1	0	1	0
Andy Sheets, R (1, 6) OBP: 0.297, SLG: 0.345		S B B B X 2-1 ③ F9			C S F B X 1-2 ① G4-3		C X 0-1 ② E4		C F B B B X 3-2 ③ G5-3	4	0	0	0	0	0	1
Andy Ashby, R (1, 1) OBP: 0.098, SLG: 0.098 Archi Cianfrocco, R (7, PH) OBP: 0.206, SLG: 0.226 Dan Miceli, R (8, 1) OBP: 1.000, SLG: 1.000 Roberto Ramirez, L (9, 1)			B B C B C S 3-3 ① K		C F B B X 2-2 1B 1B		S C C 0-3 ③ K			2	0	1	0	0	1	0
										1	0	0	0	0	1	0
										0	0	0	0	0	0	0
										0	0	0	0	0	0	0

Inning Stats	1	2	3	4	5	6	7	8	9
	R: 0 H: 1 E: 0 LOB: 1 K: 2 BB: 0 S: 9 P: 13	R: 0 H: 0 E: 1 LOB: 1 K: 2 BB: 0 S: 10 P: 15	R: 0 H: 1 E: 1 LOB: 2 K: 2 BB: 0 S: 14 P: 21	R: 0 H: 0 E: 0 LOB: 0 K: 2 BB: 0 S: 7 P: 10	R: 0 H: 2 E: 0 LOB: 2 K: 1 BB: 0 S: 14 P: 21	R: 0 H: 0 E: 0 LOB: 0 K: 1 BB: 0 S: 9 P: 13	R: 0 H: 0 E: 1 LOB: 0 K: 1 BB: 0 S: 6 P: 6	R: 0 H: 1 E: 0 LOB: 1 K: 0 BB: 0 S: 8 P: 11	R: 1 H: 1 E: 0 LOB: 0 K: 1 BB: 0 S: 8 P: 14

	1B	SF	WP	PA
	2B: 0	SAC: 0	PB: 0	
	3B: 0	DP: 0	SB: 1	
	HR: 1	HBP: 0	CS: 0	

PITCHER	IP	WLS	BF	H	R	ER	SO	BB	IBB	HBP	BLK	WP	HR	S	P	ERA	WHIP
Randy Johnson, L (1, 1) ERA: 4.83	9.0	W	35	6	1	1	12	0	0	0	0	0	1	85	124	1.00	0.667

PITCHER	IP	WLS	BF	H	R	ER	SO	BB	IBB	HBP	BLK	WP	HR	S	P	ERA	WHIP

AB	35
R	1
H	6
RBI	1
BB	0
SO	12
LOB	11

Batter	1	2	3	4	5	6	7	8	9	AB	R	H	RBI	BB	SO	LOB
Rich Amaral, R (1, 4) OBP: 0.296, SLG: 0.326	B C F B X 2-2 ① F7			C B B X 2-1 ① F9		X 0-0 ③ F9		C B C F B X 2-2 ③ FC6 1-2f		3	0	0	0	0	0	0
Edgar Martinez, R (8, PH) OBP: 0.406, SLG: 0.521										1	0	0	0	0	0	1
31 Bobby Ayala, R (8, 1)										0	0	0	0	0	0	0
Alex Rodriguez, R (1, 6) OBP: 0.371, SLG: 0.608	C T B B B F X 2-2 ② G6-3			C B B S X 2-2 2B			B B F X 2-1 1B G1-2-3 1B		X 0-0 ① F8	4	0	2	0	0	0	0
Ken Griffey Jr., L (1, 8) OBP: 0.373, SLG: 0.642	B F B S X 2-2 ③ F7			F X 0-1 ② F5			X 0-0 ① F7		C C B X 1-2 ② G6-3	4	0	0	0	0	0	2
David Segui, S (1, 3) OBP: 0.395, SLG: 0.550		B C B X 2-1 ① G6-3		X 0-0 ③ G5-3			C X 0-1 BB 1-3 1B		C B B X 2-1 FC6-4 1B	4	0	2	0	0	0	1
Jay Buhner, R (1, 9) OBP: 0.329, SLG: 0.460		B B C S S 2-3 ② K			C S B B B X 3-2 ① F7		B B B B 4-0 1-2 BB		B B X 2-0 ③ FC6-4 1-2f	3	0	0	0	1	1	1
Glenallen Hill, R (1, 7) OBP: 0.331, SLG: 0.526		B C S S 1-3 ③ K			C B S S 1-3 ② K		B X 1-0 ②③ G1-2-3 3-Hf			3	0	0	0	0	2	3
Russ Davis, R (1, 5) OBP: 0.306, SLG: 0.428			X 0-0 27 B3-6-4 1B		C B B F B F F F X 3-2 ③ G6-3			B X 1-0 FC6 1B		3	0	2	0	0	0	0
Dan Wilson, R (1, 2) OBP: 0.296, SLG: 0.348			F C C C 0-3 ① K			B C X 1-1 ① G5-3		C B F B S 2-3 ① K		3	0	0	0	0	2	2
27 Ken Cloude, R (1, 1)			C X 0-1 ②③ B3-6-4 1-2f			X 0-0 ② F9		X 0-0 ② F8		2	0	0	0	0	0	1
Paul Spoljaric, R (7, 1)										0	0	0	0	0	0	0
Mike Timlin, R (7, 1)										0	0	0	0	0	0	0
Joey Cora, S (8, PH) OBP: 0.355, SLG: 0.357										1	0	0	0	0	0	1
(8, 4)																
Inning Stats	R: 0 E: 0 K: 0 S: 10 H: 0 LOB: 0 BB: 0 P: 16	R: 0 E: 0 K: 2 S: 8 H: 0 LOB: 0 BB: 0 P: 13	R: 0 E: 0 K: 1 S: 6 H: 1 LOB: 0 BB: 0 P: 6	R: 0 E: 0 K: 0 S: 8 H: 1 LOB: 1 BB: 0 P: 12	R: 0 E: 0 K: 1 S: 12 H: 0 LOB: 0 BB: 0 P: 19	R: 0 E: 0 K: 0 S: 4 H: 0 LOB: 0 BB: 0 P: 5	R: 0 E: 0 K: 0 S: 6 H: 2 LOB: 2 BB: 1 P: 13	R: 0 E: 0 K: 1 S: 9 H: 1 LOB: 1 BB: 0 P: 14	R: 0 E: 0 K: 0 S: 7 H: 1 LOB: 1 BB: 0 P: 12	1B: 5 2B: 1 3B: 0 HR: 0 SF: 0 SAC: 0 DP: 2 HBP: 0						

PITCHER		IP	WLS	BF	H	R	ER	SO	BB	IBB	HBP	BLK	WP	HR	S	P	ERA	WHIP
24 Mark Langston, L ERA: 4.32	(1, 1)	6.1	W	23	4	0	0	4	1	0	0	0	0	0	53	82	0.00	0.789
Donne Wall, R ERA: 3.06	(7, 1)	2.2	S	9	2	0	0	1	0	0	0	0	0	0	17	28	0.00	0.750

PITCHER	IP	WLS	BF	H	R	ER	SO	BB	IBB	HBP	BLK	WP	HR	S	P	ERA	WHIP

TOP

Seattle Mariners @ San Diego Padres

Qualcomm Stadium, San Diego, CA

Thu Jun 25 1998, 6:33 AM EDT

Att. 32,626 - Sunny - 76 F

livebaseballscorecards.com

AB	31
R	0
H	6
RBI	0
BB	1
SO	5
LOB	12

Batter	1	2	3	4	5	6	7	8	9	AB	R	H	RBI	BB	SO	LOB
Quilvio Veras, S (1, 4) OBP: 0.400, SLG: 0.373	C F X 0-2 ① F8	B S B X 2-1 ③ G3-1		C F H 1-2 CS HBP			B B B B 4-0 S BB SF8 BB	B B X 2-0 1-H 2-H 2B		3	1	1	2	1	0	1
Steve Finley, L (1, 8) OBP: 0.292, SLG: 0.399	X 0-0 2B 2B	X 0-0 2B 2B		B B B 3-0 ③ CS 1-2	B X 1-0 ① F8		B B C B B 4-1 SF8 S 1-2 BB	X 0-0 ② F8		4	2	2	0	1	0	1
Tony Gwynn, L (1, 9) OBP: 0.377, SLG: 0.494 Ruben Rivera, R (8, 9) OBP: 0.435, SLG: 0.537	B C F F F X 1-2 1B 2-H 2B	C B F F F B S 2-3 ① K			X 0-0 ② F8		C B S F F X 1-2 ① SF8 1-3 2-H	C S B S 1-3 ③ K		3 1	1 0	1 0	2 0	0 0	1 1	1 1
Ken Caminiti, S (1, 5) OBP: 0.332, SLG: 0.454	X 0-0 ② F8	F X 0-1 2-H 2B			X 0-0 ③ G3-1		I I I I 4-0 IBB			3	0	1	1	1	0	1
Greg Vaughn, R (1, 7) OBP: 0.382, SLG: 0.637	B F F F B B X 3-2 2-H 1B	X 0-0 ② G6-3				B B F F B B 4-2 1B BB	S S B C 1-3 ② K			3	0	1	1	1	1	3
Wally Joyner, L (1, 3) OBP: 0.386, SLG: 0.450	S F F B B S 2-3 ③ K	B B B I 4-0 IBB				F X 0-1 1-2 1B	F F S 0-3 ③ K			3	0	1	0	1	2	3
Carlos Hernandez, R (1, 2) OBP: 0.324, SLG: 0.374		B X 1-0 ① G1-3	X 0-0 ③ F1			X 0-0 ① F2		B X 1-0 2B 2B		4	1	1	0	0	0	4
Chris Gomez, R (1, 6) OBP: 0.323, SLG: 0.361		C X 0-1 24 SH3-4 1B		C B B B F X 3-2 ① G5-3		X 0-0 ② F9		C C F F X 0-2 2B 1B		4	1	2	0	0	0	2
24 Mark Langston, R (1, 1) OBP: 0.200, SLG: 0.214 Donne Wall, R (7, 1) OBP: 0.333, SLG: 0.333		X 0-0 ② SH3-4 1-2		F S S 0-3 ② K		B F B X 2-1 ③ F9		F L B B C 2-3 ① K		2 1	0 0	0 0	0 0	0 0	1 1	2 2
Inning Stats	R: 2 H: 3 E: 0 LOB: 1 K: 1 BB: 0 S: 17 P: 23	R: 0 H: 1 E: 0 LOB: 1 K: 0 BB: 0 S: 6 P: 9	R: 1 H: 2 E: 0 LOB: 2 K: 1 BB: 1 S: 9 P: 15	R: 0 H: 0 E: 0 LOB: 0 K: 1 BB: 0 S: 8 P: 15	R: 0 H: 0 E: 0 LOB: 0 K: 0 BB: 0 S: 3 P: 4	R: 0 H: 1 E: 0 LOB: 2 K: 0 BB: 1 S: 8 P: 14	R: 1 H: 0 E: 0 LOB: 2 K: 2 BB: 3 S: 12 P: 26	R: 2 H: 3 E: 0 LOB: 1 K: 2 BB: 0 S: 14 P: 20		1B: 4 SF: 1 2B: 6 SAC: 1 3B: 0 DP: 0 HR: 0 HBP: 1						

PITCHER		IP	WLS	BF	H	R	ER	SO	BB	IBB	HBP	BLK	WP	HR	S	P	ERA	WHIP
27 Ken Cloude, R ERA: 6.01	(1, 1)	6.0	L	27	7	3	3	3	1	1	1	0	0	0	51	80	4.50	1.333
Paul Spoljaric, L ERA: 5.77	(7, 1)	0.1		4	0	1	1	0	2	1	0	0	0	0	6	19	27.00	6.000
Mike Timlin, R ERA: 3.66	(7, 1)	0.2		2	0	0	0	2	0	0	0	0	0	0	6	7	0.00	0.000
31 Bobby Ayala, R ERA: 7.49	(8, 1)	1.0		6	3	2	2	2	0	0	0	0	0	0	14	20	18.00	3.000

PITCHER	IP	WLS	BF	H	R	ER	SO	BB	IBB	HBP	BLK	WP	HR	S	P	ERA	WHIP

BOTTOM

Seattle Mariners @ San Diego Padres

Qualcomm Stadium, San Diego, CA

Thu Jun 25 1998, 6:33 AM EDT
Att. 32,626 - Sunny - 76 F

livebaseballscorecards.com

AB	31
R	6
H	10
RBI	6
BB	5
SO	7
LOB	21

Anaheim Angels @ San Diego Padres

Qualcomm Stadium, San Diego, CA

Fri Jun 26 1998, 10:05 PM EDT

Att. 40,621 - Unknown - 70 F

TOP

livebaseballscorecards.com

Batter	1	2	3	4	5	6	7	8	9	AB	R	H	RBI	BB	SO	LOB
Darin Erstad, L (1, 7) OBP: 0.369, SLG: 0.568	B F S C 1-3 ① K		C X 0-1 ③ G6-3		B B B C X 3-1 FC6 1B		C 1 SAFE F B X 1-2 1B		C B F S 1-3 ③ K	5	0	2	0	0	2	0
Dave Hollins, S (1, 5) OBP: 0.337, SLG: 0.392	B B C B X 3-1 1B			C B B B X 3-1 HR 2B	X 0-0 ③ FC6 1-2f		C B B C X 2-2 ③ G4-3			4	1	2	0	0	0	3
Jim Edmonds, L (1, 8) OBP: 0.378, SLG: 0.550	B C C F C 1-3 ② K			B B B S F B 4-2 HR BB		B F F C 1-3 ① K		C B B F X 2-2 ① F7		3	1	0	0	1	2	1
Cecil Fielder, R (1, 3) OBP: 0.352, SLG: 0.447	C B S B C 2-3 ③ K			B B X 2-0 1-H 2-H HR		B C B B S B 4-2 FC4 BB		B B B B 4-0 G3-1 PB BB		2	1	1	3	2	1	1
16 Garret Anderson, L (1, 9) OBP: 0.320, SLG: 0.457 Pep Harris, R (6, 1) Craig Shipley, R (8, PH) OBP: 0.311, SLG: 0.357 (8, 4)		C B X 1-1 ① F7		B C C F C 1-3 ① K		X 0-0 ② F7		B B B B 4-0 G3-1 1-2 BB		3 0 0	0 0 0	0 0 0	0 0 0	0 0 1	1 0 0	1 0 0
Matt Walbeck, S (1, 2) OBP: 0.305, SLG: 0.378		C C B F B C 2-3 ② K		F B S F X 1-2 ② F8		C B X 1-1 ③ FC4 1-2f		B X 1-0 ② G3-1 1-2 2-3		4	0	0	0	0	1	3
11 Justin Baughman, R (1, 4) OBP: 0.268, SLG: 0.315 Greg Cadaret, L (8, 1)		C X 0-1 ③ B1		B F C B C 2-3 ③ K			B C B B B C X 3-2 ① L6	B B F F B S 3-3 ③ K		4 0	0 0	0 0	0 0	0 0	2 0	2 0
Gary Disarcina, R (1, 6) OBP: 0.343, SLG: 0.441			F B B B C C X 2-2 ① G6-3		B X 1-0 ① G6-3		C B F F F B B X 3-2 ② G4-3		C X 0-1 ① P5	4	0	0	0	0	0	0
Jason Dickson, L (1, 1) Mike Holtz, L (6, 1) Orlando Palmeiro, L (6, 9) OBP: 0.500, SLG: 0.565			B B C C C C 2-3 ② K		B B C B S S 3-3 ② K		B B C B B 4-1 1B BB		C B B C F C 2-3 ② K	2 0 1	0 0 0	0 0 0	0 0 0	0 0 1	2 0 1	0 0 0
Inning Stats	R: 0 H: 1 E: 0 LOB: 1 K: 3 BB: 0 S: 12 P: 19	R: 0 H: 0 E: 0 LOB: 0 K: 1 BB: 0 S: 8 P: 11	R: 0 H: 0 E: 0 LOB: 0 K: 1 BB: 0 S: 8 P: 12	R: 3 H: 2 E: 0 LOB: 0 K: 2 BB: 1 S: 16 P: 29	R: 0 H: 1 E: 0 LOB: 1 K: 1 BB: 0 S: 7 P: 14	R: 0 H: 0 E: 0 LOB: 1 K: 1 BB: 1 S: 8 P: 14	R: 0 H: 1 E: 0 LOB: 2 K: 0 BB: 1 S: 15 P: 28	R: 0 H: 0 E: 0 LOB: 2 K: 1 BB: 2 S: 7 P: 21	R: 0 H: 0 E: 0 LOB: 0 K: 2 BB: 0 S: 9 P: 12	1B: 3 SF: 0 2B: 1 SAC: 0 3B: 0 DP: 0 HR: 1 HBP: 0						

	AB	32
	R	3
	H	5
	RBI	3
	BB	5
	SO	12
	LOB	11

WP: 0 PA: 37
PB: 1
SB: 0
CS: 0

PITCHER		IP	WLS	BF	H	R	ER	SO	BB	IBB	HBP	BLK	WP	HR	S	P	ERA	WHIP
Kevin Brown, R ERA: 2.77	(1, 1)	7.0	W	29	5	3	3	9	3	0	0	0	0	1	74	127	3.86	1.143
Roberto Ramirez, L ERA: 1.8	(8, 1)	0.1		1	0	0	0	0	0	0	0	0	0	0	3	5	0.00	0.000
Dan Miceli, R ERA: 2.75	(8, 1)	0.0		2	0	0	0	0	2	0	0	0	0	0	0	8	∞	∞
Trevor Hoffman, R ERA: 1.5	(8, 1)	1.2	S	5	0	0	0	3	0	0	0	0	0	0	13	20	0.00	0.000

PITCHER	IP	WLS	BF	H	R	ER	SO	BB	IBB	HBP	BLK	WP	HR	S	P	ERA	WHIP

Batter	1	2	3	4	5	6	7	8	9	AB	R	H	RBI	BB	SO	LOB
Quilvio Veras, S (1, 4) OBP: 0.398, SLG: 0.368 Ed Giovanola, L (6, PR) OBP: 0.326, SLG: 0.350 (7, 4)	B C X 1-1 F8 ①		B B C C F B C 3-3 K ①	B X 1-0 G3-1 ③		B B T F B B 4-2 E FC5 BB 1-2 2-3 BB		C C B X 1-2 G6-3 ①		3 1	0 1	0 0	0 0	1 0	1 0	2 0
Steve Finley, L (1, 8) OBP: 0.291, SLG: 0.398	F B F F C 1-3 K ②		C F F X 1-2 G4-3 ②		C C B B X 2-2 G4-1 ①	F X 0-1 SF9 ① 2-3 3-H		S B C B X 2-2 1B 1B		4	0	1	1	0	1	0
Tony Gwynn, L (1, 9) OBP: 0.381, SLG: 0.494 Ruben Rivera, R (8, PR) OBP: 0.435, SLG: 0.537 (9, 9)	F X 0-1 1B 1B		X 0-0 F9 ③		C X 0-1 F7 ②	B B B C 1 SAFE B 4-1 FC5 E BB 1-2		1 SAFE B B F 1 SAFE X 2-1 1B 1B 1-2		4 0	0 0	2 0	0 0	1 0	0 0	0 0
Ken Caminiti, S (1, 5) OBP: 0.338, SLG: 0.473	B X 1-0 1B 1-2			X 0-0 HR	C F X 0-2 2B 1B	C F F B B X 2-2 E4 FC5 1-2 2-3 3-H		C S B F B B C 3-3 K ②		5	2	3	2	0	1	4
Greg Vaughn, R (1, 7) OBP: 0.383, SLG: 0.637	B F F B F B C 3-3 K ③			C B B F F B X 3-2 FC5 BB 1B	C B S X 1-2 2B 1-H	F B B F X 2-2 FC5 ② 1-2 2-3f 3-H		F B B X 2-1 F8 ③		5	0	2	2	0	1	6
Wally Joyner, L (1, 3) OBP: 0.391, SLG: 0.451		B X 1-0 1B		C B S B 1 SAFE B B 4-2 E 1B BB 1-2	B C B B S F B 4-2 FC6 BB	B F B C S 2-3 K2-3 ③				2	1	1	0	2	1	2
Carlos Hernandez, R (1, 2) OBP: 0.318, SLG: 0.367		B X 1-0 F9 ①		C B F F F F B F F 2-3 F F S K ①	B C X 1-1 FC6 ③ 1-2f		F B B X 2-1 P6 ①			4	0	0	0	0	1	5
Chris Gomez, R (1, 6) OBP: 0.321, SLG: 0.359		C 1 SAFE X 0-1 P4 ②		C X 0-1 FC5 1B ② 1-3 2-3f		F B B X 2-1 BB 1B SF9 1B	F C X 0-2 G6-3 ②			4	1	1	0	0	0	3
Kevin Brown, R (1, 1) OBP: 0.273, SLG: 0.262 Archi Cianfrocco, R (7, PH) OBP: 0.203, SLG: 0.222 Roberto Ramirez, L (8, 1) Dan Miceli, R (8, 1) OBP: 1.000, SLG: 1.000 Trevor Hoffman, R (8, 1)		B X 1-0 F7 ③		B B C 1 SAFE F F F X 2-2 1B 1-2 3-H		L B X 1-1 SF9 BB E 1B 1-2	B S F S 1-3 K ③			3 1 0 0 0	1 0 0 0 0	2 0 0 0 0	1 0 0 0 0	0 1 0 0 0	0 0 0 0 0	1 0 0 0 0
Inning Stats	R: 0 H: 2 E: 0 LOB: 2 K: 2 BB: 0 S: 12 P: 18	R: 0 H: 1 E: 0 LOB: 1 K: 0 BB: 0 S: 5 P: 8	R: 0 H: 0 E: 0 LOB: 0 K: 1 BB: 0 S: 8 P: 12	R: 2 H: 3 E: 1 LOB: 2 K: 1 BB: 1 S: 25 P: 37	R: 1 H: 2 E: 0 LOB: 2 K: 0 BB: 1 S: 16 P: 24	R: 3 H: 2 E: 1 LOB: 2 K: 1 BB: 2 S: 19 P: 36	R: 0 H: 0 E: 0 LOB: 0 K: 1 BB: 0 S: 8 P: 11	R: 0 H: 2 E: 0 LOB: 2 K: 1 BB: 0 S: 14 P: 24		1B: 10 SF: 1 2B: 1 SAC: 0 3B: 0 DP: 0 HR: 1 HBP: 0						WP: 0 PA: 41 PB: 0 SB: 0 CS: 0

PITCHER	IP	WLS	BF	H	R	ER	SO	BB	IBB	HBP	BLK	WP	HR	S	P	ERA	WHIP
Jason Dickson, R (1, 1) ERA: 5.72	5.0	L	28	10	6	5	4	3	0	0	0	0	1	72	112	9.00	2.600
Mike Holtz, L (6, 1) ERA: 6.98	0.1		3	0	0	0	0	1	0	0	0	0	0	7	13	0.00	3.000
Pep Harris, R (6, 1) ERA: 6.6	1.2		5	0	0	0	2	0	0	0	0	0	0	14	21	0.00	0.000
Greg Cadaret, L (8, 1) ERA: 3.15	1.0		5	2	0	0	1	0	0	0	0	0	0	14	24	0.00	2.000

PITCHER	IP	WLS	BF	H	R	ER	SO	BB	IBB	HBP	BLK	WP	HR	S	P	ERA	WHIP

BOTTOM

Anaheim Angels @ San Diego Padres

Qualcomm Stadium, San Diego, CA

Fri Jun 26 1998, 10:05 PM EDT

Att. 40,621 - Unknown - 70 F

livebaseballscorecards.com

AB	36
R	6
H	12
RBI	6
BB	4
SO	7
LOB	23

Batter	1	2	3	4	5	6	7	8	9	AB	R	H	RBI	BB	SO	LOB
Darin Erstad, L (1, 7) OBP: 0.368, SLG: 0.563 (7, 3)	C B X 1-1 ① P5			C H 1-1 ① G6-4-3 HBP		F B X 1-1 ③ F7			C X 0-1 ① F8	3	0	0	0	0	0	1
Dave Hollins, S (1, 5) OBP: 0.332, SLG: 0.386	C B F S 1-3 ② K			B X 1-0 ① ② G6-4-3 1-2f			B B X 2-0 ① F9		L X 0-1 ② G4-3	4	0	0	0	0	1	1
Jim Edmonds, L (1, 8) OBP: 0.373, SLG: 0.542	C C B F X 1-2 ③ G1-3			C B F B C 2-3 ③ K			C B B F X 2-2 ② F8		B C X 1-1 ③ G6-3	4	0	0	0	0	1	0
Cecil Fielder, R (1, 3) OBP: 0.349, SLG: 0.442 Shigetoshi Hasegawa, R (7, 1)		C X 0-1 ① G5-3			B B B F F S 3-3 ① K		C F S 0-3 ③ K			3 0	0 0	0 0	0 0	0 0	2 0	0 0
Phil Nevin, R (1, 2) OBP: 0.360, SLG: 0.462		C C B B C 1-3 ② K			B C F B S 2-3 ② K			X 0-0 HR		3	1	1	1	0	2	0
Craig Shipley, R (1, 4) OBP: 0.297, SLG: 0.339		F S B X 1-2 ③ G6-3			X 0-0 ③ G6-3			B C X 1-1 ① G6-3		3	0	0	0	0	0	0
Damon Mashore, R (1, 9) OBP: 0.330, SLG: 0.372			B C S S 1-3 ① K			B C F S 1-3 ① K		C B F X 1-2 E 1B		3	0	1	0	0	2	0
Gary Disarcina, R (1, 6) OBP: 0.339, SLG: 0.436			B S X 1-1 ② F8			F B S B C 2-3 ② K		F F B B X 2-2 E6 G6-3 1-2		3	0	0	0	0	1	1
Omar Olivares, R (1, 1) Norberto Martin, R (7, 7) OBP: 0.238, SLG: 0.261			C B X 1-1 ③ F8			B B B C F B 4-2 BB		S X 0-1 ② ③ G6-3 1-2f		1 1	0 0	0 0	0 0	1 0	0 0	0 2

TOP

Anaheim Angels @ San Diego Padres

Qualcomm Stadium, San Diego, CA

Sat Jun 27 1998, 6:33 AM EDT

Att. 31,948 - Sunny - 74 F

livebaseballscorecards.com

AB	28
R	1
H	2
RBI	1
BB	1
SO	9
LOB	5

Inning Stats	1	2	3	4	5	6	7	8	9	1B	SF	WP	PA
R	0	0	0	0	0	0	0	1	0	1	0	0	30
E	0	0	0	0	0	0	0	1	0	2B 0	SAC 0	PB 0	
K	1	1	1	1	2	2	1	0	0	3B 0	DP 2	SB 0	
S	9	8	7	5	7	10	7	11	6	HR 1	HBP 1	CS 0	
H	0	0	0	0	0	1	0	2	0				
LOB	0	0	0	0	0	1	0	0	0				
BB	0	0	0	0	0	1	0	0	0				
P	12	10	10	9	12	18	11	15	7				

PITCHER	IP	WLS	BF	H	R	ER	SO	BB	IBB	HBP	BLK	WP	HR	S	P	ERA	WHIP
Sterling Hitchcock, L (1, 1) ERA: 3.33	9.0	W	30	2	1	1	9	1	0	1	0	0	1	70	104	1.00	0.333

PITCHER	IP	WLS	BF	H	R	ER	SO	BB	IBB	HBP	BLK	WP	HR	S	P	ERA	WHIP

Batter	1	2	3	4	5	6	7	8	9	AB	R	H	RBI	BB	SO	LOB
Steve Finley, L (1, 8) OBP: 0.288, SLG: 0.393	K		G6-3			K	K			4	0	0	0	0	3	2
Tony Gwynn, L (1, 9) OBP: 0.383, SLG: 0.498	G5-3			F7		WP, 1B	1-3, 2-H, 2B			4	1	2	1	0	0	0
Ruben Rivera, R (7, PR) OBP: 0.435, SLG: 0.537 (8, 9)										0	0	0	0	0	0	0
Ken Caminiti, S (1, 5) OBP: 0.344, SLG: 0.470	K			FC1-4, BB		1-2, 1B, BB	IBB			1	1	0	0	3	1	0
Greg Vaughn, R (1, 7) OBP: 0.384, SLG: 0.645		HR		1-2f, FC1-4		1-2, 2-H, 1B	K			4	1	2	2	0	1	4
Wally Joyner, L (1, 3) OBP: 0.393, SLG: 0.452		G5-4-3, 1B		F8		1-3, 2-H, 1B		F8		4	0	2	1	0	0	1
Jim Leyritz, R (1, 2) OBP: 0.379, SLG: 0.511		1-2f, G5-4-3			G6-3, 1B	G6-3		K		4	0	1	0	0	1	3
Ed Giovanola, L (1, 4) OBP: 0.333, SLG: 0.393		K		1-2f, G6-3			FC1-5, 1B	HR		4	1	2	1	0	1	1
Chris Gomez, R (1, 6) OBP: 0.324, SLG: 0.358			G4-3		L1		SAFE, FC1-5, 2B, 1B	BB		3	1	1	0	1	0	0
Sterling Hitchcock, L (1, 1) OBP: 0.227, SLG: 0.227			K			K	1-2, 2-3f, FC1-5, 2B	K		4	0	0	0	0	3	3
Inning Stats	R: 0, E: 0, K: 2, S: 10 H: 0, LOB: 0, BB: 0, P: 15	R: 1, E: 0, K: 1, S: 11 H: 2, LOB: 0, BB: 0, P: 19	R: 0, E: 0, K: 1, S: 5 H: 0, LOB: 0, BB: 0, P: 8	R: 0, E: 0, K: 0, S: 6 H: 0, LOB: 1, BB: 1, P: 12	R: 0, E: 0, K: 0, S: 9 H: 1, LOB: 0, BB: 0, P: 12	R: 2, E: 0, K: 2, S: 21 H: 3, LOB: 2, BB: 1, P: 41	R: 1, E: 0, K: 2, S: 13 H: 3, LOB: 3, BB: 1, P: 24	R: 1, E: 0, K: 2, S: 13 H: 1, LOB: 1, BB: 1, P: 23		1B: 7, 2B: 1, 3B: 0, HR: 2 SF: 0, SAC: 0, DP: 2, HBP: 0						

PITCHER	IP	WLS	BF	H	R	ER	SO	BB	IBB	HBP	BLK	WP	HR	S	P	ERA	WHIP
Omar Olivares, R (1, 1) ERA: 2.95	6.2	L	30	9	4	4	7	2	1	0	0	1	1	72	126	5.40	1.650
Shigetoshi Hasegawa, R (7, 1) ERA: 3.53	1.1		6	1	1	1	3	1	0	0	0	0	1	16	28	6.75	1.500

PITCHER	IP	WLS	BF	H	R	ER	SO	BB	IBB	HBP	BLK	WP	HR	S	P	ERA	WHIP

BOTTOM

Anaheim Angels @ San Diego Padres

Qualcomm Stadium, San Diego, CA

Sat Jun 27 1998, 6:33 AM EDT
Att. 31,948 - Sunny - 74 F

livebaseballscorecards.com

AB	32
R	5
H	10
RBI	5
BB	4
SO	10
LOB	14

Batter	1	2	3	4	5	6	7	8	9	AB	R	H	RBI	BB	SO	LOB
Darin Erstad, L (1, 7) (8, 3) OBP: 0.367, SLG: 0.560	X 0-0 ① G4-3		CSBFS 1-3 ① K	BBI 4-0 E IBB		X 0-0 ③ F7		BBX 2-0 1-3 1B 2B	FX 0-1 ① G5-3	5	1	1	0	1	1	1
Dave Hollins, S (1, 5) OBP: 0.330, SLG: 0.383 Craig Shipley, R (3, 5) OBP: 0.294, SLG: 0.333	CSBX 1-2 ② P5		FBBSBC 3-3 ② K	X 0-0 E1 1-2 2-3 3-H			CBFS 1-3 ① K	BCFFX 1-2 G3 16 HR 2-H 3-H 1B	CBFFBS 2-3 ② K	2 4	0 1	0 1	0 2	0 0	1 2	0 2
Jim Edmonds, L (1, 8) OBP: 0.373, SLG: 0.538	SX 0-1 ③ G3-1		CBCBFFX 2-2 1B	CCX 0-2 ③ G1-3			FCBX 1-2 HR 1B	FX 0-1 ① G3 2-3	BX 1-0 ③ F7	6	1	2	0	0	0	5
Cecil Fielder, R (1, 3) OBP: 0.353, SLG: 0.452 Orlando Palmeiro, L (8, 7) OBP: 0.500, SLG: 0.565		BSBCBB 4-2 16 2B 11 1B BB	SCX 0-2 ③ P4		CBX 1-1 ① P3		C1 SAFE BX 1-1 1-H HR	III 4-0 16 HR IBB		3 0	3 0	1 0	2 0	2 0	0 0	1 0
16 Garret Anderson, L (1, 9) OBP: 0.322, SLG: 0.470	X 0-0 1-3 2B			FCX 0-2 ① P6	X 0-0 ② F7		CX 0-1 ② L3	BFBFX 2-2 1-H 3-H HR		5	1	2	3	0	0	0
Matt Walbeck, S (1, 2) OBP: 0.312, SLG: 0.381	CBSSS 1-3 ① K			FX 0-1 11 1B E 1B	BSBX 2-1 ③ G4-3		CBFBBB 4-2 11 2B BB	BX 1-0 1B 11 G5-3 1B		4	2	2	0	1	1	2
11 Justin Baughman, R (1, 4) OBP: 0.291, SLG: 0.345		FX 0-1 3-H 1B		1 SAFE B 1 SAFE CBX 2-1 E 1-2 E 1B		BBCBX 3-1 SH5-3 1B	X 0-0 1-H 2B	X 0-0 ② G5-3 1-2		5	1	4	2	0	0	1
Gary Disarcina, R (1, 6) OBP: 0.337, SLG: 0.432		CBCSS 1-3 ② K		X 0-0 E1 E SH5-3 1-3 2-H		1 SAFE X 0-0 ① L6	BFFFC 1-3 ③ K	FFBBX 2-2 FC6-4 2-3 1B		5	0	1	0	0	2	5
Jarrod Washburn, L (1, 1) Tim Salmon, R (8, PH) OBP: 0.408, SLG: 0.551 Omar Olivares, R (8, PR) Norberto Martin, R (8, PH) OBP: 0.236, SLG: 0.259 Rich DeLucia, R (8, 1)		BCST 1-2 ③ K		LX 0-1 ② SH5-3 1-2		X 0-0 ② SH5-3 1-2		4-2 2B 1B BB x 0-0 FC6-4 1-2		1 0 0 1 0	0 0 1 0 0	0 0 0 0 0	0 0 0 0 0	1 1 0 0 0	0 0 0 0 0	2 0 0 2 0
Inning Stats	R: 0 E: 0 K: 0 S: 6 H: 0 LOB: 0 BB: 0 P: 7	R: 1 E: 0 K: 3 S: 14 H: 2 LOB: 2 BB: 1 P: 21	R: 0 E: 0 K: 2 S: 15 H: 1 LOB: 1 BB: 0 P: 21	R: 2 E: 2 K: 0 S: 14 H: 2 LOB: 3 BB: 1 P: 20	R: 0 E: 0 K: 0 S: 5 H: 0 LOB: 0 BB: 0 P: 8	R: 0 E: 0 K: 0 S: 5 H: 1 LOB: 1 BB: 0 P: 8	R: 3 E: 0 K: 2 S: 17 H: 3 LOB: 1 BB: 1 P: 25	R: 5 E: 0 K: 0 S: 22 H: 5 LOB: 2 BB: 2 P: 38	R: 0 E: 0 K: 1 S: 7 H: 0 LOB: 0 BB: 0 P: 10	1B: 9 2B: 3 3B: 0 HR: 2		SF: 0 SAC: 2 DP: 0 HBP: 0			WP: 0 PB: 0 SB: 0 CS: 0		PA: 48

TOP

Anaheim Angels @ San Diego Padres

Qualcomm Stadium, San Diego, CA

Sun Jun 28 1998, 6:33 AM EDT

Att. 41,547 - Sunny - 79 F

livebaseballscorecards.com

AB	41
R	11
H	14
RBI	9
BB	5
SO	8
LOB	21

PITCHER		IP	WLS	BF	H	R	ER	SO	BB	IBB	HBP	BLK	WP	HR	S	P	ERA	WHIP
Joey Hamilton, R ERA: 5.31	(1, 1)	6.2	L	33	8	6	4	6	2	1	0	0	0	1	71	104	5.40	1.500
Brian Boehringer, R ERA: 5.5	(7, 1)	0.1		5	3	4	4	1	1	0	0	0	0	0	16	24	108.00	12.000
Roberto Ramirez, L ERA: 5.06	(8, 1)	0.1		4	2	1	1	0	0	1	0	0	0	1	6	13	27.00	6.000
Will Cunnane, R ERA:	(8, 1)	1.2		6	1	0	0	1	0	0	0	0	0	0	12	17	0.00	0.600

PITCHER	IP	WLS	BF	H	R	ER	SO	BB	IBB	HBP	BLK	WP	HR	S	P	ERA	WHIP

BOTTOM

Anaheim Angels @ San Diego Padres

Qualcomm Stadium, San Diego, CA

Sun Jun 28 1998, 6:33 AM EDT

Att. 41,547 - Sunny - 79 F

livebaseballscorecards.com

Batter	1	2	3	4	5	6	7	8	9	AB	R	H	RBI	BB	SO	LOB
Andy Sheets, R (1, 4) OBP: 0.301, SLG: 0.356	B S T X 1-2 F7 ①		B C X 1-1 F8 ③		1 SAFE B S 1 F X 1-2 F8 ③		B C X 1-1 1-H 3-H 2B		B B F C B F X 3-2 FC3-6 3-H 1B	5	0	2	3	0	0	1
Tony Gwynn, L (1, 9) OBP: 0.381, SLG: 0.494	C B X 1-1 F7 ②			X 0-0 F8 1B 1B		F X 0-1 L9 ①	F X 0-2 G4-3 ③	C B X	1-1 FC3-6 1-2f ②	4	0	1	0	0	0	1
Will Cunnane, R (8, 1)										0	0	0	0	0	0	0
Steve Finley, L (9, PH) OBP: 0.287, SLG: 0.391										1	0	0	0	0	0	1
Greg Vaughn, R (1, 7) OBP: 0.378, SLG: 0.634	B X 1-0 F7 ③			F B F F F F 1 SAFE B F 2-2 X F7 ①		B B F B X 3-1 F9 ②		C B X 1-1 P4 ①	B B X 2-0 F9 ③	5	0	0	0	0	0	2
Ken Caminiti, S (1, 5) OBP: 0.351, SLG: 0.476		B X 1-0 F8 ①		B X 1-0 F8 1-2 1B		F B X 1-1 1B		X 0-0 1B 1B		4	0	3	0	0	0	0
Ed Giovanola, L (8, PR) OBP: 0.333, SLG: 0.393										0	0	0	0	0	0	0
(9, 5)																
Jim Leyritz, R (1, 3) OBP: 0.378, SLG: 0.507		X 0-0 FC6-4 1B		S S X 0-2 F8 ② 1-2 2-3		C C B F B F X 2-2 F8 ③		C B S X 1-2 1-2 1B		3	0	1	0	0	0	3
Brian Boehringer, S (7, 1)										0	0	0	0	0	0	0
Roberto Ramirez, L (8, 1)										0	0	0	0	0	0	0
Mark Sweeney, L (8, 9) OBP: 0.298, SLG: 0.305										1	0	1	0	0	0	0
Ruben Rivera, R (1, 8) OBP: 0.411, SLG: 0.500		B X 1-0 FC6-4 FC6-4 1-2f ②		X 0-0 F9 ③			C S F B C 1-3 K ①	F C B B F B C 3-3 K ②		4	0	0	0	0	2	5
Carlos Hernandez, R (1, 2) OBP: 0.317, SLG: 0.365	1 SAFE C X 0-1 FC6-4 1-2f ③				C B F F B F X 2-2 G4-3 ①		B F B C X 2-2 F9 1B 2B 1B	X 0-0 F9 ③		4	1	1	0	0	0	3
Chris Gomez, R (1, 6) OBP: 0.331, SLG: 0.370			B C S F C 1-3 K ①		B F S B X 2-2 1B		B F X 1-1 1-2 2B 1B		X 0-0 F9 1B 2B	4	2	3	0	0	1	0
Joey Hamilton, R (1, 1) OBP: 0.175, SLG: 0.205			S B S X 1-2 G4-3 ②		S S S 0-3 K ②		F F B X 1-2 F9 ② 2-3		B X 1-0 F9 ① 2-3	2	0	0	0	0	1	1
Archi Cianfrocco, R (7, 3) OBP: 0.197, SLG: 0.215										2	0	0	0	0	0	3
Inning Stats	R: 0 H: 0 E: 0 LOB: 0 K: 0 BB: 0 S: 6 P: 9	R: 0 H: 1 E: 0 LOB: 1 K: 0 BB: 0 S: 5 P: 7	R: 0 H: 0 E: 0 LOB: 0 K: 1 BB: 0 S: 9 P: 12	R: 0 H: 2 E: 0 LOB: 2 K: 0 BB: 0 S: 13 P: 16	R: 0 H: 1 E: 0 LOB: 1 K: 1 BB: 0 S: 14 P: 19	R: 0 H: 1 E: 0 LOB: 1 K: 0 BB: 0 S: 11 P: 17	R: 2 H: 3 E: 0 LOB: 1 K: 1 BB: 0 S: 17 P: 23	R: 0 H: 2 E: 0 LOB: 2 K: 1 BB: 0 S: 11 P: 16	R: 1 H: 2 E: 0 LOB: 1 K: 0 BB: 0 S: 9 P: 16	1B: 10 SF: 0 2B: 2 SAC: 0 3B: 0 DP: 0 HR: 0 HBP: 0						

	AB	39
	R	3
	H	12
	RBI	3
	BB	0
	SO	4
	LOB	20

PITCHER		IP	WLS	BF	H	R	ER	SO	BB	IBB	HBP	BLK	WP	HR	S	P	ERA	WHIP
Jarrod Washburn, L ERA: 3.38	(1, 1)	7.0	W	29	8	2	2	3	0	0	0	0	0	0	75	103	2.57	1.143
Rich DeLucia, R ERA: 5.4	(8, 1)	2.0		10	4	1	1	1	0	0	0	0	0	0	20	32	4.50	2.000

PITCHER	IP	WLS	BF	H	R	ER	SO	BB	IBB	HBP	BLK	WP	HR	S	P	ERA	WHIP

Batter	1	2	3	4	5	6	7	8	9	AB	R	H	RBI	BB	SO	LOB
Steve Finley, L (1, 8) OBP: 0.286, SLG: 0.389	P6		K		G3		F9		BB F8 1B	5	1	1	0	0	1	1
Tony Gwynn, L (1, 9) OBP: 0.378, SLG: 0.489	G4-3		K			2B SF8 1B		G1-3	F8 1-2	5	1	1	0	0	1	2
Ken Caminiti, S (1, 5) OBP: 0.360, SLG: 0.490	G4-3			1B G3-1 2B		SF8 FC7-2 1-3 2B		HR 1B	BB 1B	4	3	3	0	1	0	0
Greg Vaughn, R (1, 7) OBP: 0.382, SLG: 0.645		HR		K		SF8 2-3 3-H		HR 1-2 1B	1B 1-2 2-3 BB	3	2	2	2	1	1	1
Wally Joyner, L (1, 3) OBP: 0.397, SLG: 0.468		G4-3		G3-1 WP 2-3 1B		FC7-2 3-H		HR 1-H 2-H	CS 1-3 2-H 3-H 1B	5	1	3	5	0	0	1
Ruben Rivera, R (9, PR) OBP: 0.411, SLG: 0.500										0	0	0	0	0	0	0
Mark Sweeney, L (1, 10) OBP: 0.286, SLG: 0.291		K		G3-1 1-3 3-H			G5-3	L3	CS 1-2	4	0	0	1	0	1	1
Ed Giovanola, L (1, 4) OBP: 0.340, SLG: 0.409		G4-3		F7			HR 1B	2B		4	1	2	0	0	0	1
Carlos Hernandez, R (1, 2) OBP: 0.320, SLG: 0.382			1B		L3		HR 1-H	K		4	1	2	2	0	1	1
Chris Gomez, R (1, 6) OBP: 0.326, SLG: 0.363			F8		G6-3		K		L4	4	0	0	0	0	1	1
Inning Stats	R: 0 E: 0 K: 0 S: 3 / H: 0 LOB: 0 BB: 0 P: 3	R: 1 E: 0 K: 1 S: 6 / H: 1 LOB: 0 BB: 0 P: 6	R: 0 E: 0 K: 2 S: 8 / H: 1 LOB: 1 BB: 0 P: 8	R: 1 E: 0 K: 1 S: 7 / H: 2 LOB: 1 BB: 0 P: 7	R: 0 E: 0 K: 0 S: 3 / H: 0 LOB: 0 BB: 0 P: 3	R: 1 E: 0 K: 0 S: 4 / H: 2 LOB: 0 BB: 0 P: 4	R: 2 E: 0 K: 1 S: 7 / H: 2 LOB: 0 BB: 0 P: 7	R: 3 E: 0 K: 1 S: 9 / H: 4 LOB: 1 BB: 0 P: 9	R: 2 E: 0 K: 0 S: 4 / H: 2 LOB: 2 BB: 2 P: 12	1B: 8 2B: 4 3B: 0 HR: 3 / SF: 1 SAC: 0 DP: 1 HBP: 0							

TOP

San Diego Padres @ Oakland Athletics

Network Associates Coliseum, Oakland, CA

Tue Jun 30 1998, 6:33 AM EDT

Att. 10,263 - Cloudy - 59 F

livebaseballscorecards.com

AB	38
R	10
H	14
RBI	10
BB	2
SO	6
LOB	9

PITCHER		IP	WLS	BF	H	R	ER	SO	BB	IBB	HBP	BLK	WP	HR	S	P	ERA	WHIP
Jimmy Haynes, R ERA: 4.04	(1, 1)	6.1		26	8	5	5	4	0	0	0	0	1	2	34	34	7.11	1.263
T.J. Mathews, R ERA: 5.5	(7, 1)	0.1		1	0	0	0	1	0	0	0	0	0	0	3	3	0.00	0.000
Buddy Groom, L ERA: 5.67	(7, 1)	0.2		3	1	1	1	0	0	0	0	0	0	0	3	3	13.50	1.500
Billy Taylor, R ERA: 3.14	(8, 1)	1.1	W	10	4	4	4	1	2	0	0	0	0	1	10	18	27.00	4.500
Mike Fetters, R ERA: 3.98	(9, 1)	0.1	S	1	1	0	0	0	0	0	0	0	0	0	1	1	0.00	3.000

PITCHER	IP	WLS	BF	H	R	ER	SO	BB	IBB	HBP	BLK	WP	HR	S	P	ERA	WHIP

Batter	1	2	3	4	5	6	7	8	9	AB	R	H	RBI	BB	SO	LOB
Rickey Henderson, R (1, 7) OBP: 0.368, SLG: 0.356	L7	CS 1-2 3-H	FC6-4 BB	F8		BLK BB		S 1B BB BB		2	1	0	0	3	0	1
Bip Roberts, S (1, 4) OBP: 0.353, SLG: 0.328 Rafael Bournigal, R (7, 4) OBP: 0.278, SLG: 0.333	G4-3		FC6-4 CS 1-2f		BB BB SF9 1B	F7 1-2		BB S BB 1-2 1B		4 1	1 1	1 1	0 0	0 0	0 0	2 0
Ben Grieve, L (1, 9) OBP: 0.415, SLG: 0.524	G4-3		HR 1-2		SF9 BB SF8 1-2 BB		1B 1B BB	BB BB 1B 1-2 2-3 BB		2	4	1	1	3	0	0
Matt Stairs, L (1, 10) OBP: 0.409, SLG: 0.562		2B 2B	2B		1-2 2-3 BB		E 1B 1B 1-2 1B	BB 1B 1-2 2-3 3-H BB		3	3	3	1	2	0	0
Jason Giambi, L (1, 3) OBP: 0.372, SLG: 0.448 Jack Voigt, R (7, PR) OBP: 0.206, SLG: 0.177 (8, 3)		FC6 1B 2-H 2B	IBB		SF9 2-3 3-H		1B E K 1-2 2-H 1B	S 1B 1-2 2-3 3-H BB		2 0	1 0	2 0	3 1	1 1	0 0	0 0
Mike Blowers, R (1, 5) OBP: 0.291, SLG: 0.367		FC6 WP 1B CS 2-3	K		SF8 3-H		K 1-2 2-3	1-2 2-H 3-H 1B		4	1	1	3	0	2	5
Mike Macfarlane, R (1, 2) OBP: 0.308, SLG: 0.441		K		F8 F9			S 2-3 3-H 1B	P2 2-3		5	0	1	1	0	1	5
Miguel Tejada, R (1, 6) OBP: 0.317, SLG: 0.343		CS 1-2 3-H 1B		G6-3		G1-3	K 1-2 3-H	G6-3		5	0	1	1	0	1	4
Ryan Christenson, R (1, 8) OBP: 0.333, SLG: 0.357		K 2-3		1B		F9		K		4	0	1	0	0	2	2
Inning Stats	R: 0 E: 0 K: 0 S: 3 H: 0 LOB: 0 BB: 0 P: 3	R: 3 E: 0 K: 2 S: 10 H: 3 LOB: 0 BB: 0 P: 10	R: 1 E: 0 K: 1 S: 6 H: 2 LOB: 2 BB: 2 P: 14	R: 0 E: 0 K: 0 S: 4 H: 1 LOB: 1 BB: 0 P: 4	R: 2 E: 0 K: 0 S: 4 H: 1 LOB: 1 BB: 2 P: 12	R: 0 E: 0 K: 0 S: 3 H: 0 LOB: 1 BB: 1 P: 7	R: 2 E: 1 K: 2 S: 9 H: 3 LOB: 2 BB: 1 P: 13	R: 4 E: 0 K: 1 S: 7 H: 2 LOB: 2 BB: 4 P: 23		1B: 8 2B: 3 3B: 0 HR: 1 SF: 2 SAC: 0 DP: 0 HBP: 0						

PITCHER		IP	WLS	BF	H	R	ER	SO	BB	IBB	HBP	BLK	WP	HR	S	P	ERA	WHIP
Andy Ashby, R ERA: 2.57	(1, 1)	5.0		25	7	6	6	3	3	1	0	0	1	1	27	43	10.80	2.000
Donne Wall, R ERA: 2.97	(6, 1)	1.0		4	0	0	0	0	1	0	0	1	0	0	3	7	0.00	1.000
Roberto Ramirez, L ERA: 6.75	(7, 1)	0.0		3	2	2	1	0	1	0	0	0	0	0	2	6	∞	∞
Dan Miceli, R ERA: 3.1	(7, 1)	1.1	L	6	2	2	2	3	1	0	0	0	0	0	11	15	13.50	2.250
Trevor Hoffman, R ERA: 1.96	(8, 1)	0.2		6	1	2	2	0	3	0	0	0	0	0	3	15	27.00	6.000

PITCHER	IP	WLS	BF	H	R	ER	SO	BB	IBB	HBP	BLK	WP	HR	S	P	ERA	WHIP

BOTTOM

San Diego Padres @ Oakland Athletics

Network Associates Coliseum, Oakland, CA

Tue Jun 30 1998, 6:33 AM EDT

Att. 10,263 - Cloudy - 59 F

livebaseballscorecards.com

AB	32
R	12
H	12
RBI	11
BB	10
SO	6
LOB	19

WP: 1 PA: 45
PB: 0
SB: 4
CS: 3

Batter	1	2	3	4	5	6	7	8	9	AB	R	H	RBI	BB	SO	LOB
Quilvio Veras, S (1, 4) OBP: 0.398, SLG: 0.367	SSS 0-3 ① K		x 0-0 ③ F6		BBB 4-0 1B 1-2 BB	x 0-0 1B 1-2 2-H 3-H 1B	x 0-0 ②③ G1-2-3 3-Hf			4	0	1	2	1	1	4
Ed Giovanola, L (7, 4) OBP: 0.340, SLG: 0.409										0	0	0	0	0	0	0
Tony Gwynn, L (1, 9) OBP: 0.380, SLG: 0.493	x 0-0 ② L7			x 0-0 2B HR 2B	x 0-0 ② F8	x 0-0 1-3 2-H 1B		BBBB 4-0 G5-3 BB		4	1	2	1	0	0	2
Mark Sweeney, L (7, 9) OBP: 0.293, SLG: 0.291										0	0	0	0	1	0	0
Ken Caminiti, S (1, 5) OBP: 0.365, SLG: 0.495	x 0-0 ③ F7			x 0-0 2-3 HR 2B	x 0-0 1-3 2-H FC5-4 1B	H 1-0 HBP		x 0-0 ① L8		4	1	2	1	0	0	1
Greg Vaughn, R (1, 10) OBP: 0.379, SLG: 0.647		x 0-0 ① F9		x 0-0 2-H 3-H HR	x 0-0 ③ FC5-4 1-2f	x 0-0 ③ F8		x 0-0 ② G5-3 1-2		5	1	1	3	0	0	6
Wally Joyner, L (1, 3) OBP: 0.397, SLG: 0.464		x 0-0 ② G4-3		x 0-0 ① F6		BBBB 4-0 1B BB 1B BB	x 0-0 FC6-4 1B 1B 1B	SSS 0-3 ③ K		4	2	1	0	1	1	1
Steve Finley, L (1, 8) OBP: 0.287, SLG: 0.387		x 0-0 ③ P5		x 0-0 ② G6-3		BBBBB 4-0 1B 1-2 1B BB	x 0-0 1-2 FC6-4 1B		x 0-0 ① F8	4	1	1	0	1	0	0
Ruben Rivera, R (1, 7) OBP: 0.397, SLG: 0.492			x 0-0 E3 G3 WP	x 0-0 ③ F8		x 0-0 ① F7	x 0-0 ① FC6-4 1B 1-2f 2-3 G1-2-3		x 0-0 2B	5	0	1	0	0	0	4
Carlos Hernandez, R (1, 2) OBP: 0.324, SLG: 0.386			x 0-0 ① G3 1-3		x 0-0 BB 1B 1B	x 0-0 1B 1-2 2-3 1B	x 0-0 PB 1-3 3-H 1B		BBBB 4-0 G1-6-3 BB	3	2	2	0	0	0	1
Jim Leyritz, R (6, 2) OBP: 0.385, SLG: 0.510										1	0	1	1	1	0	0
Chris Gomez, R (1, 6) OBP: 0.323, SLG: 0.357			SSS 0-3 ② K		x 0-0 ① P6	x 0-0 ② L5	BBBB 4-0 1-2 BB		x 0-0 ②③ G1-6-3 1-2f	4	0	0	0	1	1	7
Inning Stats	R: 0 E: 0 K: 1 S: 5 / H: 0 LOB: 0 BB: 0 P: 5	R: 0 E: 0 K: 0 S: 3 / H: 0 LOB: 0 BB: 0 P: 3	R: 0 E: 1 K: 1 S: 6 / H: 0 LOB: 1 BB: 0 P: 6	R: 3 E: 0 K: 0 S: 6 / H: 3 LOB: 0 BB: 0 P: 6	R: 1 E: 0 K: 0 S: 5 / H: 2 LOB: 2 BB: 1 P: 9	R: 3 E: 0 K: 0 S: 6 / H: 3 LOB: 3 BB: 2 P: 15	R: 1 E: 0 K: 0 S: 5 / H: 3 LOB: 2 BB: 1 P: 9	R: 0 E: 0 K: 1 S: 5 / H: 0 LOB: 1 BB: 1 P: 9	R: 0 E: 0 K: 0 S: 3 / H: 1 LOB: 1 BB: 1 P: 7	1B: 8 2B: 3 3B: 0 HR: 1	SF: 0 SAC: 0 DP: 2 HBP: 1						

TOP

San Diego Padres @ Oakland Athletics

Network Associates Coliseum, Oakland, CA

Wed Jul 01 1998, 6:33 AM EDT

Att. 10,154 - Cloudy - 59 F

livebaseballscorecards.com

AB	38
R	8
H	12
RBI	8
BB	6
SO	3
LOB	26

PITCHER		IP	WLS	BF	H	R	ER	SO	BB	IBB	HBP	BLK	WP	HR	S	P	ERA	WHIP
Blake Stein, R ERA: 6.52	(1, 1)	5.1	L	26	6	7	7	2	3	0	0	0	1	1	27	39	11.81	1.688
Steve Connelly, R ERA: 5.4	(6, 1)	1.0		10	5	1	1	0	1	0	1	0	0	0	8	13	9.00	6.000
Jim Dougherty, R ERA: 8.25	(7, 1)	2.2		9	1	0	0	1	2	0	0	0	0	0	9	17	0.00	1.125

PITCHER	IP	WLS	BF	H	R	ER	SO	BB	IBB	HBP	BLK	WP	HR	S	P	ERA	WHIP

BOTTOM

Batter	1	2	3	4	5	6	7	8	9	AB	R	H	RBI	BB	SO	LOB
Rickey Henderson, R (1, 7) OBP: 0.365, SLG: 0.352	S S S 0-3 K ①		S S S 0-3 K ③			x 0-0 F7 ②		x 0-0 1-H HR		3	0	0	0	0	2	0
Jack Voigt, R (7, 7) OBP: 0.217, SLG: 0.238										1	1	1	2	0	0	0
Rafael Bournigal, R (1, 4) OBP: 0.270, SLG: 0.324	x 0-0 G1-3 ②			x 0-0 F9 ①		x 0-0 G5-3 ③		x 0-0 B1-3 ②		4	0	0	0	0	0	0
Ben Grieve, L (1, 9) OBP: 0.413, SLG: 0.521	x 0-0 G3-1 ③			S S S 0-3 K ②			x 0-0 F8 ①	x 0-0 1B		4	0	1	0	0	1	0
Matt Stairs, L (1, 10) OBP: 0.414, SLG: 0.567		x 0-0 1B 1B		B B B 4-0 BB			x 0-0 1B 2B	S S S 0-3 K ③		3	1	2	0	1	1	1
Jason Giambi, L (1, 3) OBP: 0.374, SLG: 0.459		x 0-0 P5 ①		S S S 0-3 K ③			x 0-0 2-H 1B		x 0-0 HR	4	1	2	2	0	1	2
Mike Blowers, R (1, 5) OBP: 0.291, SLG: 0.365		x 0-0 1-2 1B ②			S S S 0-3 K ①		S S S 0-3 K ②		S S S 0-3 K ①	4	0	1	0	0	3	1
Mike Macfarlane, R (1, 2) OBP: 0.299, SLG: 0.426		x 0-0 G1 ③			S S S 0-3 K ②		S S S 0-3 K ③		x 0-0 F9 ②	4	0	0	0	0	2	2
Miguel Tejada, R (1, 6) OBP: 0.309, SLG: 0.333			S S S 0-3 K ①		S S S 0-3 K ③			x 0-0 G5-3 ①	S S S 0-3 K ③	3	0	0	0	0	2	0
Bip Roberts, S (9, PH) OBP: 0.351, SLG: 0.326										1	0	0	0	0	1	0
Ryan Christenson, R (1, 8) OBP: 0.333, SLG: 0.357			x 0-0 F9 ②			x 0-0 F4 ①		x 0-0 HR 1B		3	1	1	0	0	0	0
Inning Stats	R: 0 E: 0 K: 1 S: 5 H: 0 LOB: 0 BB: 0 P: 5	R: 0 E: 0 K: 0 S: 4 H: 2 LOB: 1 BB: 0 P: 4	R: 0 E: 0 K: 2 S: 7 H: 0 LOB: 0 BB: 0 P: 7	R: 0 E: 0 K: 2 S: 7 H: 0 LOB: 1 BB: 1 P: 11	R: 0 E: 0 K: 3 S: 9 H: 0 LOB: 0 BB: 0 P: 9	R: 0 E: 0 K: 0 S: 3 H: 0 LOB: 0 BB: 0 P: 3	R: 1 E: 0 K: 2 S: 9 H: 2 LOB: 1 BB: 0 P: 9	R: 2 E: 0 K: 1 S: 8 H: 3 LOB: 1 BB: 0 P: 8	R: 1 E: 0 K: 2 S: 8 H: 1 LOB: 0 BB: 0 P: 8	1B: 5 2B: 1 3B: 0 HR: 2	SF: 0 SAC: 0 DP: 0 HBP: 0						

PITCHER	IP	WLS	BF	H	R	ER	SO	BB	IBB	HBP	BLK	WP	HR	S	P	ERA	WHIP
Kevin Brown, R (1, 1) ERA: 2.69	7.0	W	25	4	1	1	10	1	0	0	0	0	0	44	48	1.29	0.714
Will Cunnane, R (8, 1) ERA: 6.0	0.2		5	3	2	2	0	0	0	0	0	0	1	5	5	27.00	4.500
Roberto Ramirez, L (8, 1) ERA: 7.94	0.1		2	1	1	1	1	0	0	0	0	0	1	4	4	27.00	3.000
Donne Wall, R (9, 1) ERA: 2.89	1.0		3	0	0	0	2	0	0	0	0	0	0	7	7	0.00	0.000

PITCHER	IP	WLS	BF	H	R	ER	SO	BB	IBB	HBP	BLK	WP	HR	S	P	ERA	WHIP

San Diego Padres @ Oakland Athletics

Network Associates Coliseum, Oakland, CA

Wed Jul 01 1998, 6:33 AM EDT

Att. 10,154 - Cloudy - 59 F

livebaseballscorecards.com

AB	34
R	4
H	8
RBI	4
BB	1
SO	13
LOB	6

1B: 5 SF: 0
2B: 1 SAC: 0
3B: 0 DP: 0
HR: 2 HBP: 0

WP: 0 PA: 35
PB: 0
SB: 0
CS: 0

Batter	1	2	3	4	5	6	7	8	9	AB	R	H	RBI	BB	SO	LOB
Quilvio Veras, S (1, 4) OBP: 0.393, SLG: 0.361	G5-3		G4-3 1-2f			F8		F9		4	0	0	0	0	0	2
Tony Gwynn, L (1, 10) OBP: 0.375, SLG: 0.486	F8		G3			G3			K	4	0	0	0	0	1	0
Ken Caminiti, S (1, 5) OBP: 0.359, SLG: 0.486	K			G6-3			F6		G6-3	4	0	0	0	0	1	0
Greg Vaughn, R (1, 7) OBP: 0.380, SLG: 0.645		HR 1B		G6-3			F7		1B	4	1	2	0	0	0	0
Wally Joyner, L (1, 3) OBP: 0.395, SLG: 0.461		F7		G4-3			1B		F8	4	0	1	0	0	0	2
Jim Leyritz, R (1, 2) OBP: 0.384, SLG: 0.527		1-H HR			G5-3		G5-3			3	1	1	2	0	0	1
Steve Finley, L (1, 8) OBP: 0.288, SLG: 0.385		P2			G3			BBB G6-4-3 BB		2	0	0	0	1	0	0
Ruben Rivera, R (1, 9) OBP: 0.383, SLG: 0.470		K2-3			K			G6-4-3 1-2f		3	0	0	0	0	2	1
Chris Gomez, R (1, 6) OBP: 0.327, SLG: 0.361			G4-3 1B			G6-3		1B		3	0	2	0	0	0	0
Inning Stats	R: 0 H: 0 E: 0 LOB: 0 K: 1 BB: 0 S: 5 P: 5	R: 2 H: 2 E: 0 LOB: 0 K: 1 BB: 0 S: 7 P: 7	R: 0 H: 1 E: 0 LOB: 0 K: 0 BB: 0 S: 3 P: 3	R: 0 H: 0 E: 0 LOB: 0 K: 0 BB: 0 S: 3 P: 3	R: 0 H: 0 E: 0 LOB: 0 K: 1 BB: 0 S: 5 P: 5	R: 0 H: 0 E: 0 LOB: 0 K: 0 BB: 0 S: 3 P: 3	R: 0 H: 1 E: 0 LOB: 1 K: 0 BB: 0 S: 4 P: 4	R: 0 H: 1 E: 0 LOB: 1 K: 0 BB: 1 S: 3 P: 7	R: 0 H: 1 E: 0 LOB: 1 K: 1 BB: 0 S: 6 P: 6	1B: 5 SF: 0 2B: 0 SAC: 0 3B: 0 DP: 2 HR: 1 HBP: 0						

PITCHER	IP	WLS	BF	H	R	ER	SO	BB	IBB	HBP	BLK	WP	HR	S	P	ERA	WHIP
Kenny Rogers, L (1, 1) ERA: 3.18	9.0	W	32	6	2	2	4	1	0	0	0	0	1	39	43	2.00	0.778

PITCHER	IP	WLS	BF	H	R	ER	SO	BB	IBB	HBP	BLK	WP	HR	S	P	ERA	WHIP

TOP

San Diego Padres @ Oakland Athletics

Network Associates Coliseum, Oakland, CA

Thu Jul 02 1998, 10:05 PM EDT

Att. 40,374 - Cloudy - 60 F

livebaseballscorecards.com

AB	31
R	2
H	6
RBI	2
BB	1
SO	4
LOB	6

BOTTOM

Batter	1	2	3	4	5	6	7	8	9	AB	R	H	RBI	BB	SO	LOB
Rickey Henderson, R (1, 8) (9, 7) OBP: 0.363, SLG: 0.350	S S S 0-3 ① K		x 0-0 S 1-H 1B		S S S 0-3 ② K		x 0-0 ① F8	x 0-0 ③ F4		5	0	1	1	0	2	2
Bip Roberts, S (1, 4) OBP: 0.361, SLG: 0.346 Rafael Bournigal, R (8, 4) OBP: 0.270, SLG: 0.324	x 0-0 G5-4-3 1B		x 0-0 ③ G6-3 1-2		x 0-0 2-H 2B		x 0-0 FC6-4 1B			4 0	0 0	3 0	1 0	0 0	0 0	1 0
Ben Grieve, L (1, 9) OBP: 0.411, SLG: 0.516	x 0-0 ② ③ G5-4-3 1-2f			B B B B 4-0 FC3-6 BB	x 0-0 ③ G4-3		x 0-0 ② FC6-4 1-2f 2B			3	1	0	0	1	0	3
Kevin Mitchell, R (1, 10) OBP: 0.300, SLG: 0.337		x 0-0 ① F9		S S S 0-3 ① K		S S S 0-3 ① K	x 0-0 1-H 1B 2B			4	1	1	1	0	2	1
Matt Stairs, L (1, 7) (9, 3) OBP: 0.412, SLG: 0.562		x 0-0 ② F8		x 0-0 ② FC3-6 1-2f 1B		x 0-0 ② G6-3	x 0-0 2-H 1B			4	0	1	1	0	0	1
Mike Blowers, R (1, 5) OBP: 0.294, SLG: 0.368		x 0-0 ③ L6		x 0-0 1-2 1B		x 0-0 BB HR 1B	x 0-0 ③ F8			4	1	2	0	0	0	1
Jason Giambi, L (1, 3) OBP: 0.372, SLG: 0.454 Ryan Christenson, R (9, 8) OBP: 0.333, SLG: 0.357			S S S 0-3 K K2-3	x 0-0 ③ G4-3		B B B B 4-0 1-2 HR BB		x 0-0 ① F7		3 0	1 0	0 0	0 0	1 0	1 0	2 0
Miguel Tejada, R (1, 6) OBP: 0.323, SLG: 0.363			S S S 0-3 ① ② K2-3 1-2		B B B B 4-0 SH5-3 2B BB	x 0-0 1-H 2-H HR		B B B B 4-0 BB		2	2	1	3	2	1	1
A.J. Hinch, R (1, 2) OBP: 0.298, SLG: 0.333			x 0-0 WP 1B 1B		x 0-0 ① SH5-3 1-2	x 0-0 ③ P4		S S S 0-3 ② K		3	1	1	0	0	1	1
Inning Stats	R: 0 H: 1 E: 0 LOB: 0 K: 1 BB: 0 S: 5 P: 5	R: 0 H: 0 E: 0 LOB: 0 K: 0 BB: 0 S: 3 P: 3	R: 1 H: 2 E: 0 LOB: 1 K: 2 BB: 0 S: 9 P: 9	R: 0 H: 1 E: 0 LOB: 2 K: 1 BB: 1 S: 6 P: 10	R: 1 H: 1 E: 0 LOB: 1 K: 1 BB: 1 S: 6 P: 10	R: 3 H: 2 E: 0 LOB: 0 K: 1 BB: 1 S: 7 P: 11	R: 2 H: 3 E: 0 LOB: 1 K: 0 BB: 0 S: 6 P: 6	R: 0 H: 0 E: 0 LOB: 1 K: 1 BB: 1 S: 5 P: 9		1B: 7 2B: 2 3B: 0 HR: 1	SF: 0 SAC: 1 DP: 1 HBP: 0					

PITCHER	IP	WLS	BF	H	R	ER	SO	BB	IBB	HBP	BLK	WP	HR	S	P	ERA	WHIP
Sterling Hitchcock, L (1, 1) ERA: 3.8	6.2	L	32	10	7	7	6	3	0	0	0	2	1	41	53	9.45	1.950
Brian Boehringer, R (7, 1) ERA: 5.31	1.1		5	0	0	0	1	1	0	0	0	0	0	6	10	0.00	0.750

PITCHER	IP	WLS	BF	H	R	ER	SO	BB	IBB	HBP	BLK	WP	HR	S	P	ERA	WHIP

San Diego Padres @ Oakland Athletics

Network Associates Coliseum, Oakland, CA

Thu Jul 02 1998, 10:05 PM EDT

Att. 40,374 - Cloudy - 60 F

livebaseballscorecards.com

AB	32
R	7
H	10
RBI	7
BB	4
SO	7
LOB	13

WP: 2 PA: 37
PB: 0
SB: 1
CS: 0

Colorado Rockies @ San Diego Padres

Qualcomm Stadium, San Diego, CA

Fri Jul 03 1998, 10:05 PM EDT

Att. 40,588 - Unknown - 72 F

TOP

livebaseballscorecards.com

Batter	1	2	3	4	5	6	7	8	9	AB	R	H	RBI	BB	SO	LOB
Neifi Perez, S (1, 6) OBP: 0.330, SLG: 0.394	S F B S 1-3 K	B C X 1-1 ③ G3			B L X 1-1 ② S 1-3 1B		B B B B 4-0 CS BB			3	0	1	0	1	1	1
Ellis Burks, R (1, 8) OBP: 0.342, SLG: 0.497	B B S F S 2-3 ② K	B S C F X 1-2 ① G6-3		B S F 1 SAFE F B B F B 4-2 1-2 BB		B X 1-0 ②③ G4-3 1-2				3	0	0	0	1	1	1
Dante Bichette, R (1, 7) OBP: 0.353, SLG: 0.514	C F B B F X 2-2 E PB 1B	X 0-0 ② P3			F F X 0-2 ③ P5			C S B X 1-2 G6-4-3 1B		4	0	2	0	0	0	2
Larry Walker, L (1, 9) OBP: 0.418, SLG: 0.576	B X 1-0 E4 BB 1-3	B B F F T 2-2 ③ K				B B B B 4-0 1B 17 1B BB		C X 0-1 ①② G6-4-3 1-2f		3	1	0	0	1	1	2
Vinny Castilla, R (1, 5) OBP: 0.359, SLG: 0.580	B B B C 1 SAFE C B 4-2 1-2 BB			B S S X 2-1 17 G4-6-3 1B		B S X 1-1 3 SH5-4 17 1B 1-3 G5-3-5 1B		X 0-0 ③ F7		3	1	2	0	1	0	0
17 Todd Helton, L (1, 3) OBP: 0.343, SLG: 0.476	C B S S 1-3 ③ K			B C S B 1 SAFE X 2-2 ①② G4-6-3 1-2f		X 0-0 G5-3-5 3 SH5-4 1-2 3-H 1B			B C X 1-1 ① F9	4	0	1	1	0	1	4
3 Mike Lansing, R (1, 4) OBP: 0.305, SLG: 0.348		X 0-0 ① G6-3		B C B F C 2-3 ③ K		X 0-0 ① SH5-4 1-2 2-3			X 0-0 1B	3	0	1	0	0	1	0
Kirt Manwaring, R (1, 2) OBP: 0.346, SLG: 0.327 John Vander Wal, L (6, PH) OBP: 0.382, SLG: 0.481 Jeff Reed, L (6, 2) OBP: 0.364, SLG: 0.439		B B C C X 2-2 SH3 1B			B B B C B 4-1 FC2-6 BB	S B B X 2-1 ②③ G5-3-5 2-3f 3-H			S C S 0-3 ② K	1 1 1	0 0 0	1 0 0	0 1 0	1 0 0	0 0 1	0 1 1
Jamey Wright, R (1, 1) OBP: 0.179, SLG: 0.185 1 Curtis Goodwin, L (7, PH) OBP: 0.322, SLG: 0.299 Mike DeJean, R (7, 1) Chuck McElroy, L (8, 1) Dave Veres, R (8, 1) OBP: 0.500, SLG: 0.500 Greg Colbrunn, R (9, PH) OBP: 0.357, SLG: 0.456		B X 1-0 ② SH3 1-2			L X 0-1 ① FC2-6 1B 1-2f	F L B B S 2-3 ① K			S S S 0-3 ③ K	1 1 0 0 0 1	0 0 0 0 0 0	0 0 0 0 0 0	0 0 0 0 0 0	0 1 0 0 0 1	0 0 0 0 0 1	1 0 0 0 0 1

Inning Stats	1	2	3	4	5	6	7	8	9
	R: 0 E: 1 K: 3 S: 16	R: 0 E: 0 K: 0 S: 7	R: 0 E: 0 K: 1 S: 8	R: 0 E: 0 K: 1 S: 8	R: 0 E: 0 K: 0 S: 12	R: 2 E: 0 K: 0 S: 6	R: 0 E: 0 K: 1 S: 4	R: 0 E: 0 K: 0 S: 6	R: 0 E: 0 K: 2 S: 9
	H: 1 LOB: 3 BB: 1 P: 27	H: 1 LOB: 1 BB: 0 P: 11	H: 0 LOB: 0 BB: 0 P: 11	H: 1 LOB: 0 BB: 0 P: 14	H: 1 LOB: 2 BB: 2 P: 21	H: 2 LOB: 0 BB: 1 P: 13	H: 0 LOB: 0 BB: 1 P: 11	H: 1 LOB: 0 BB: 0 P: 7	H: 1 LOB: 1 BB: 0 P: 10

	AB	29
	R	2
	H	8
	RBI	2
	BB	5
	SO	8
	LOB	14

	1B: 8	SF: 0	WP: 0	PA: 36
	2B: 1	SAC: 2	PB: 1	
	3B: 0	DP: 3	SB: 1	
	HR: 0	HBP: 0	CS: 1	

PITCHER		IP	WLS	BF	H	R	ER	SO	BB	IBB	HBP	BLK	WP	HR	S	P	ERA	WHIP
Joey Hamilton, R ERA: 5.15	(1, 1)	7.0	W	29	6	2	2	6	5	0	0	0	0	0	61	108	2.57	1.571
Dan Miceli, R ERA: 3.02	(8, 1)	1.0		3	1	0	0	0	0	0	0	0	0	0	6	7	0.00	1.000
Trevor Hoffman, R ERA: 1.91	(9, 1)	1.0	S	4	1	0	0	2	0	0	0	0	0	0	9	10	0.00	1.000

PITCHER	IP	WLS	BF	H	R	ER	SO	BB	IBB	HBP	BLK	WP	HR	S	P	ERA	WHIP

Batter	1	2	3	4	5	6	7	8	9	AB	R	H	RBI	BB	SO	LOB
Quilvio Veras, S (1, 4) OBP: 0.393, SLG: 0.360	BX 1-0 BB 1B		BCX 1-1 G4-3 ③		BBBB 4-0 BB 1-2		BFBCBX 3-2 G6-3 ② 2-3	BFSFC 1-3 K ②		4	0	1	0	1	1	4
Tony Gwynn, L (1, 9) OBP: 0.378, SLG: 0.482	1 SAFE 1 SAFE BBBBB 4-0 L3 BB ① 1-2			FBFBX 2-2 G6-3 ①	BBBB 4-0 BB 1-2 2-3		IIII 4-0 2B IBB	FFBFFFX 1-2 FC6-4 ③ 1-2f		2	0	0	0	3	0	3
Trevor Hoffman, R (9, 1)										0	0	0	0	0	0	0
Ken Caminiti, S (1, 5) OBP: 0.361, SLG: 0.489	FBB1BFX SAFE 3-2 L3 ② ③ 1-2			BBBB 4-0 BB	FX 0-1 F7 ②		BBBX 3-0 2B 1-3 3-H			3	0	1	1	1	0	4
Greg Vaughn, R (1, 7) OBP: 0.379, SLG: 0.639		BSBBB 4-1 G4-6-3 BB		X 0-0 P3 ②	BFSBBX 3-2 L6 ③		BFFFC 1-3 K ③			3	0	0	0	1	1	6
Wally Joyner, L (1, 3) OBP: 0.393, SLG: 0.457		FX 0-1 G4-6-3 ① ② 1-2f		1 SAFE BBBFX 2-1 G3 ③		BX 1-0 G4-3 ①		BCBX 2-1 1B 2B 1B		4	1	1	0	0	0	2
Steve Finley, L (1, 8) OBP: 0.293, SLG: 0.394		BBBBCB 4-1 S BB			BCCBBFFX 3-2 HR	CBFBBFB 4-2 G5-4-3 BB		CBBFBX 3-2 F7 ①		2	1	1	1	2	0	1
Carlos Hernandez, R (1, 2) OBP: 0.328, SLG: 0.402	1 SAFE 1 SAFE PSCX 1-2 L3 ③ 1-2				SFX 0-2 HR	B 1 SAFE CX 1-1 G5-4-3 ② ③ 1-2f		X 0-0 2B 1-2 1B		4	1	2	1	0	0	2
Chris Gomez, R (1, 6) OBP: 0.333, SLG: 0.373			BSBFBFFX 3-2 G6-3 ①		BCBFBX 3-2 FC5-6 2B		CBBBB 4-1 G6-3 SH3-4 2B BB	FBFBX 2-2 1-3 2-H 2B		3	1	2	1	1	0	0
Joey Hamilton, R (1, 1) OBP: 0.167, SLG: 0.195			SBX 1-1 G4-3 ②		SX 0-1 FC5-6 ① BB BB 2-2		X 0-0 SH3-4 ① 1-2	BFBBFB 4-2 FC6-4 BB		2	0	0	0	0	0	1
Ed Giovanola, L (7, PH) OBP: 0.340, SLG: 0.409										0	0	0	0	0	0	0
Dan Miceli, R (8, 1) OBP: 1.000, SLG: 1.000										0	0	0	0	0	0	0
Jim Leyritz, R (8, PH) OBP: 0.388, SLG: 0.527										0	0	0	0	1	0	0
Ruben Rivera, R (9, 9) OBP: 0.383, SLG: 0.470										0	0	0	0	0	0	0
Inning Stats	R: 0 E: 0 K: 0 S: 4 H: 1 LOB: 0 BB: 1 P: 12	R: 0 E: 0 K: 0 S: 8 H: 0 LOB: 1 BB: 2 P: 16	R: 0 E: 0 K: 0 S: 9 H: 0 LOB: 0 BB: 0 P: 14	R: 0 E: 0 K: 0 S: 6 H: 0 LOB: 1 BB: 1 P: 14	R: 2 E: 0 K: 0 S: 18 H: 3 LOB: 3 BB: 2 P: 35	R: 0 E: 0 K: 0 S: 6 H: 0 LOB: 0 BB: 1 P: 12	R: 1 E: 0 K: 1 S: 10 H: 1 LOB: 2 BB: 2 P: 25	R: 1 E: 0 K: 1 S: 21 H: 3 LOB: 3 BB: 1 P: 34		1B: 3 2B: 4 3B: 0 HR: 2	SF: 0 SAC: 1 DP: 3 HBP: 0					

BOTTOM

Colorado Rockies @ San Diego Padres

Qualcomm Stadium, San Diego, CA

Fri Jul 03 1998, 10:05 PM EDT

Att. 40,588 - Unknown - 72 F

livebaseballscorecards.com

AB	27
R	4
H	8
RBI	4
BB	10
SO	2
LOB	23

WP: 0 PB: 0 SB: 1 CS: 0 PA: 38

PITCHER		IP	WLS	BF	H	R	ER	SO	BB	IBB	HBP	BLK	WP	HR	S	P	ERA	WHIP
Jamey Wright, R ERA: 6.03	(1, 1)	6.0		25	4	2	2	0	7	0	0	0	0	2	51	103	3.00	1.833
Mike DeJean, R ERA: 2.3	(7, 1)	1.0	L	6	1	1	1	1	1	1	0	0	0	0	10	25	9.00	2.000
Chuck McElroy, L ERA: 1.86	(8, 1)	0.1		4	3	1	1	0	0	0	0	0	0	0	9	16	27.00	9.000
Dave Veres, R ERA: 3.6	(8, 1)	0.2		3	0	0	0	1	1	0	0	0	0	0	12	18	0.00	1.500

PITCHER	IP	WLS	BF	H	R	ER	SO	BB	IBB	HBP	BLK	WP	HR	S	P	ERA	WHIP

Batter	1	2	3	4	5	6	7	8	9	AB	R	H	RBI	BB	SO	LOB
Neifi Perez, S (1, 6) OBP: 0.332, SLG: 0.395	S F F X 0-2 3 CS 1B		B X 1-0 ② FC5-4 1-2f		C S B X 1-2 ③ G6-3			B C B F X 2-2 3 WP 1B		4	1	2	0	0	0	1
7 Kurt Abbott, R (8, 6) OBP: 0.296, SLG: 0.356										0	0	0	0	0	0	0
3 Mike Lansing, R (1, 4) OBP: 0.305, SLG: 0.347	C 1 SAFE S B 1 SAFE F F F X 1-2 ① ② G1-3 1-2		C B 1 SAFE X 1-1 ③ F9			F B X 1-1 1B		B B B C X 3-1 ② F8 1-2		4	0	1	0	0	0	3
Dante Bichette, R (1, 7) OBP: 0.352, SLG: 0.511	B F S B X 2-2 ③ G6-3			X 0-0 ① F8		X 0-0 ① F8		X 0-0 2-H 1B		4	0	1	1	0	0	1
Larry Walker, L (1, 9) OBP: 0.419, SLG: 0.579		B B X 2-0 PB 2B		S X 0-1 1B 1B		F X 0-1 ② F7		F B B B F F X 3-2 ③ G4-3		4	0	2	0	0	0	2
David Wainhouse, L (8, 1)										0	0	0	0	0	0	0
Vinny Castilla, R (1, 5) OBP: 0.355, SLG: 0.573		B C X 1-1 ① P6 2-3		S 1 SAFE B B 1 SAFE X 2-1 ② F8		S B F F S 1-3 ③ K2-3			C F B C 1-3 ① K	4	0	0	0	0	2	3
Ellis Burks, R (1, 8) OBP: 0.340, SLG: 0.493		F B B F X 2-2 ② F9		C 1 SAFE C X 0-2 1-2 1B			S S S 0-3 ① K		C F X 0-2 ② F8	4	0	1	0	0	1	1
Greg Colbrunn, R (1, 3) OBP: 0.348, SLG: 0.443	C S S 0-3 ③ K		B T B S F S 2-3 ③ K			C F B S 1-3 ② K			B F C B B X 3-2 ③ F7	3	0	0	0	0	3	3
John Vander Wal, L (8, 9) OBP: 0.377, SLG: 0.473										1	0	0	0	0	0	0
Kirt Manwaring, R (1, 2) OBP: 0.342, SLG: 0.324			C S S B S 1-3 ① K		B F S B S 2-3 ① K		S B B B F F C 3-3 ③ K			2	0	0	0	0	2	0
Jeff Reed, L (7, PH) OBP: 0.361, SLG: 0.436										1	0	0	0	0	1	0
(7, 2)																
Bobby Jones, R (1, 1) OBP: 0.150, SLG: 0.200			L X 0-1 FC5-4 1B		B B B X 3-0 ② P4			C X 0-1 ① G6-3		2	0	1	0	0	0	0
Jerry Dipoto, R (7, 1)										0	0	0	0	0	0	0
17 Todd Helton, L (7, 3) OBP: 0.342, SLG: 0.474										1	0	0	0	0	0	0
Inning Stats	R: 0 H: 1 E: 0 LOB: 0 K: 0 BB: 0 S: 13 P: 16	R: 0 H: 1 E: 0 LOB: 1 K: 1 BB: 0 S: 9 P: 14	R: 0 H: 1 E: 0 LOB: 1 K: 1 BB: 0 S: 8 P: 11	R: 0 H: 2 E: 0 LOB: 2 K: 1 BB: 0 S: 12 P: 16	R: 0 H: 0 E: 0 LOB: 0 K: 1 BB: 0 S: 7 P: 13	R: 0 H: 1 E: 0 LOB: 1 K: 1 BB: 0 S: 9 P: 11	R: 0 H: 0 E: 0 LOB: 0 K: 3 BB: 0 S: 10 P: 14	R: 1 H: 2 E: 0 LOB: 1 K: 0 BB: 0 S: 12 P: 20	R: 0 H: 0 E: 0 LOB: 0 K: 1 BB: 0 S: 9 P: 13	1B: 7 SF: 0 2B: 1 SAC: 0 3B: 0 DP: 0 HR: 0 HBP: 0						

PITCHER		IP	WLS	BF	H	R	ER	SO	BB	IBB	HBP	BLK	WP	HR	S	P	ERA	WHIP
24 Mark Langston, L ERA: 3.78	(1, 1)	6.0	W	23	6	0	0	5	0	0	0	0	0	0	58	81	0.00	1.000
Kevin Brown, R ERA: 2.67	(7, 1)	1.0		3	0	0	0	3	0	0	0	0	0	0	10	14	0.00	0.000
Brian Boehringer, R ERA: 5.27	(8, 1)	2.0		8	2	1	1	1	0	0	0	0	1	0	21	33	4.50	1.000

PITCHER	IP	WLS	BF	H	R	ER	SO	BB	IBB	HBP	BLK	WP	HR	S	P	ERA	WHIP

Colorado Rockies @ San Diego Padres

Qualcomm Stadium, San Diego, CA

Sat Jul 04 1998, 10:05 PM EDT

Att. 61,148 - Unknown - 72 F

TOP

livebaseballscorecards.com

AB	34
R	1
H	8
RBI	1
BB	0
SO	9
LOB	14

WP: 1 PA: 34
PB: 1
SB: 0
CS: 1

BOTTOM

Colorado Rockies @ San Diego Padres

Qualcomm Stadium, San Diego, CA

Sat Jul 04 1998, 10:05 PM EDT

Att. 61,148 - Unknown - 72 F

livebaseballscorecards.com

Batter	1	2	3	4	5	6	7	8	9	AB	R	H	RBI	BB	SO	LOB
Quilvio Veras, S (1, 4) OBP: 0.398, SLG: 0.361 Archi Cianfrocco, R (8, PH) OBP: 0.194, SLG: 0.212 (9, 5)	BB 2B BB		S 1B SF9 BB	G4-3 2-3		CS 1-2	1B HR 1B	G4-3		2 1	3 0	1 0	0 0	2 0	0 0	1 0
Tony Gwynn, L (1, 9) OBP: 0.383, SLG: 0.484 Mark Sweeney, L (8, PH) OBP: 0.290, SLG: 0.287 (9, 9)	1 SAFE 2B SF8 1-2 BB		G3 SF9 1-2 1B	G6-3			HR 1-2 1B	G4-3		3 1	2 0	2 0	0 0	1 0	0 0	1 0
Ken Caminiti, S (1, 5) OBP: 0.367, SLG: 0.518 Ed Giovanola, L (8, 5) OBP: 0.347, SLG: 0.416 (9, 4)	2 SAFE 1-3 2-H 2B		SF9 1-2 2-H		F7 2B		1-H 2-H HR	1B 1B		3 1	1 1	3 1	5 0	0 0	0 0	0 0
Greg Vaughn, R (1, 7) OBP: 0.375, SLG: 0.631 Ruben Rivera, R (8, 7) OBP: 0.390, SLG: 0.478	K		G3 2-3		K		K	1B 1-2 1B		4 1	0 0	0 1	0 0	0 0	3 0	4 0
Jim Leyritz, R (1, 3) OBP: 0.393, SLG: 0.530 (8, 2)	SF8 3-H		HBP BB		F7 2-3		G4-3 2B 1B	BB 1-3 2-H 1B		3	1	2	2	1	0	1
Steve Finley, L (1, 8) OBP: 0.294, SLG: 0.391	P5		1-2 HBP		F8		G4-3 1-2	1-2 BB		3	0	0	0	1	0	3
Carlos Hernandez, R (1, 2) OBP: 0.330, SLG: 0.406 Brian Boehringer, S (8, 1)	G6-3	G6-3	G6-3			FC5-4 BB	1B 2-H 2B	K		3 1	1 0	1 0	1 0	1 0	0 1	3 3
Chris Gomez, R (1, 6) OBP: 0.333, SLG: 0.372	G6-3		CI WP 24 SH3-4			K	FC6-4 2-H 1B			3	0	1	1	0	1	1
24 Mark Langston, R (1, 1) OBP: 0.188, SLG: 0.200 Andy Sheets, R (6, PH) OBP: 0.299, SLG: 0.353 Kevin Brown, R (7, 1) OBP: 0.273, SLG: 0.262 Wally Joyner, L (7, PH) OBP: 0.391, SLG: 0.455 (8, 3)	L4		SH3-4 1-2			FC5-4 CS 1-2f	FC6-4 1-2f			1 1 0 1	0 0 0 0	0 0 0 0	0 0 0 0	0 0 0 0	0 1 0 1	0 1 0 1
Inning Stats	R: 2 E: 0 K: 1 S: 15 H: 1 LOB: 1 BB: 2 P: 25	R: 0 E: 0 K: 0 S: 7 H: 0 LOB: 0 BB: 0 P: 9	R: 1 E: 0 K: 0 S: 10 H: 1 LOB: 3 BB: 2 P: 23	R: 0 E: 1 K: 0 S: 10 H: 0 LOB: 1 BB: 0 P: 14	R: 0 E: 0 K: 1 S: 7 H: 1 LOB: 1 BB: 0 P: 9	R: 0 E: 0 K: 1 S: 6 H: 0 LOB: 0 BB: 1 P: 11	R: 5 E: 0 K: 1 S: 21 H: 6 LOB: 1 BB: 0 P: 35	R: 1 E: 0 K: 1 S: 17 H: 3 LOB: 3 BB: 1 P: 28		1B: 8 2B: 3 3B: 0 HR: 1 SF: 2 SAC: 1 DP: 0 HBP: 1						

	AB	32
	R	9
	H	12
	RBI	9
	BB	6
	SO	5
	LOB	19

WP: 1 PA: 44
PB: 0
SB: 1
CS: 1

PITCHER		IP	WLS	BF	H	R	ER	SO	BB	IBB	HBP	BLK	WP	HR	S	P	ERA	WHIP
Bobby Jones, L ERA: 6.21	(1, 1)	6.0	L	29	5	5	5	3	5	0	1	0	1	0	59	97	7.50	1.667
Jerry Dipoto, R ERA: 4.74	(7, 1)	1.0		7	4	3	3	1	0	0	0	0	0	1	17	29	27.00	4.000
David Wainhouse, R ERA: 6.0	(8, 1)	1.0		7	3	1	1	1	1	0	0	0	0	0	17	28	9.00	4.000

PITCHER		IP	WLS	BF	H	R	ER	SO	BB	IBB	HBP	BLK	WP	HR	S	P	ERA	WHIP

Batter	1	2	3	4	5	6	7	8	9	AB	R	H	RBI	BB	SO	LOB
Neifi Perez, S (1, 6) OBP: 0.328, SLG: 0.391	B X 1-0 ① B1-3		C B X 1-1 ③ F9			F X 0-1 ② FC4-2 3-H			S F X 0-2 ① F8	4	0	0	0	0	0	1
3 Mike Lansing, R (1, 4) OBP: 0.301, SLG: 0.342	B C T X 1-2 ② G6-3			S F X 0-2 ① G5-3		1 SAFE C X 0-1 ③ G6-3			B X 1-0 ② F8	4	0	0	0	0	0	1
Dante Bichette, R (1, 7) OBP: 0.351, SLG: 0.508	C X 0-1 ③ F7			B X 1-0 ② P5			S F B X 1-2 G5-4-3 1B		F B B X 2-1 ③ G4-3	4	0	1	0	0	0	0
Larry Walker, L (1, 9) OBP: 0.414, SLG: 0.571		X 0-0 ① G4-3		B B X 2-0 ③ F8			C B B T F S 2-3 ① K			3	0	0	0	0	1	1
Vinny Castilla, R (1, 5) OBP: 0.355, SLG: 0.571		B X 1-0 ② G5-3			B X 1-0 17 G6-3 1B		X 0-0 ② ③ G5-4-3 1-2f			3	0	1	0	0	0	1
17 Todd Helton, L (1, 3) OBP: 0.342, SLG: 0.483		B X 1-0 HR			X 0-0 ① ② G6-3 1-2f			C B X 1-1 ① G6-3		3	1	1	1	0	0	1
Jeff Reed, L (1, 2) OBP: 0.354, SLG: 0.426		X 0-0 ③ G6-3			C B C S 1-3 ③ K			C X 0-1 ② G5-3		3	0	0	0	0	1	0
1 Curtis Goodwin, L (1, 8) OBP: 0.322, SLG: 0.309			X 0-0 ① G4-3			C X 0-1 SH1-4 FC4-2 2B		C B B C F X 2-2 ③ G4-3		3	0	1	0	0	0	0
Pedro Astacio, R (1, 1) OBP: 0.200, SLG: 0.182 Darryl Kile, R (7, 1) OBP: 0.293, SLG: 0.375 John Vander Wal, L (9, PH) OBP: 0.386, SLG: 0.536			X 0-0 ② G4-3			L B X 1-1 ① SH1-4 2-3			X 0-0 HR	1 0 1	0 0 1	0 0 1	0 0 1	0 0 0	0 0 0	0 0 0
Inning Stats	R: 0 H: 0 E: 0 LOB: 0 K: 0 BB: 0 S: 6 P: 8	R: 1 H: 1 E: 0 LOB: 0 K: 0 BB: 0 S: 4 P: 6	R: 0 H: 0 E: 0 LOB: 0 K: 0 BB: 0 S: 4 P: 5	R: 0 H: 0 E: 0 LOB: 0 K: 0 BB: 0 S: 5 P: 8	R: 0 H: 1 E: 0 LOB: 1 K: 1 BB: 0 S: 5 P: 7	R: 0 H: 1 E: 0 LOB: 0 K: 0 BB: 0 S: 8 P: 9	R: 0 H: 1 E: 0 LOB: 0 K: 1 BB: 0 S: 8 P: 11	R: 0 H: 0 E: 0 LOB: 0 K: 0 BB: 0 S: 8 P: 11	R: 1 H: 1 E: 0 LOB: 0 K: 0 BB: 0 S: 7 P: 10	1B: 2 SF: 0 2B: 1 SAC: 1 3B: 0 DP: 2 HR: 2 HBP: 0						

PITCHER	IP	WLS	BF	H	R	ER	SO	BB	IBB	HBP	BLK	WP	HR	S	P	ERA	WHIP
Andy Ashby, R (1, 1) ERA: 2.54	9.0	W	30	5	2	2	2	0	0	0	0	0	2	55	75	2.00	0.556

PITCHER	IP	WLS	BF	H	R	ER	SO	BB	IBB	HBP	BLK	WP	HR	S	P	ERA	WHIP

TOP

Colorado Rockies @ San Diego Padres

Qualcomm Stadium, San Diego, CA

Sun Jul 05 1998, 6:33 AM EDT

Att. 32,649 - Sunny - 75 F

livebaseballscorecards.com

AB	29
R	2
H	5
RBI	2
BB	0
SO	2
LOB	5

PA: 30

WP: 0
PB: 0
SB: 0
CS: 0

Batter	1	2	3	4	5	6	7	8	9	AB	R	H	RBI	BB	SO	LOB
Steve Finley, L (1, 8) OBP: 0.291, SLG: 0.386	S F T 0-2 ① K		C F B F T 1-2 ② K		C B C B X 2-2 ② F9	X 0-0 ③ F9				4	0	0	0	0	2	1
Tony Gwynn, L (1, 9) OBP: 0.381, SLG: 0.479	X 0-0 ② F8		B B C B F B 4-2 BB		B B C C X 2-1 ③ G3		B X 1-0 ① G3			3	0	0	0	1	0	0
Ken Caminiti, S (1, 5) OBP: 0.369, SLG: 0.518	B C B C B F F F F 3-2 F X 3B 1B		S B C B S 2-3 ③ K			B X 1-0 1B HR 1B	B X 1-0 ② F7			4	2	2	0	0	1	1
Greg Vaughn, R (1, 7) OBP: 0.379, SLG: 0.657	C B B B 1 X SAFE 3-1 1-H 3B			B B S X 2-1 HR		F S S 0-3 ① K	X 0-0 HR			4	2	3	3	0	1	1
Wally Joyner, L (1, 3) OBP: 0.393, SLG: 0.458	B F B C X 2-2 ③ F8			C B B X 2-1 SH1-3 2B		B C B X 2-1 ② F9	B B B B 4-0 BB			3	0	1	0	1	0	2
Ed Giovanola, L (1, 4) OBP: 0.347, SLG: 0.413		C B X 1-1 ① G4-3		X 0-0 ① SH1-3 2-3		1 SAFE F B X 1-1 1-2 HR 1B	C B B X 2-1 ③ F8			3	1	1	0	0	0	1
Carlos Hernandez, R (1, 2) OBP: 0.329, SLG: 0.416		X 0-0 ② G6-3		C B F B F B S 3-3 ② K		C X 0-1 1-H 2-H HR		B X 1-0 ① G1-3		4	1	1	3	0	1	1
Chris Gomez, R (1, 6) OBP: 0.332, SLG: 0.368		C C C 0-3 ③ K		B C C S 1-3 ③ K		B C B B B 4-1 2B BB		C S B S 1-3 ② K		3	1	0	0	1	3	1
Andy Ashby, R (1, 1) OBP: 0.111, SLG: 0.133			C X 0-1 ① G6-3		C C F S 0-3 ① K	F X 0-1 1-H 2B		B C C C 1-3 ③ K		4	0	1	1	0	2	0
Inning Stats	R: 1 H: 2 E: 0 LOB: 1 K: 1 BB: 0 S: 17 P: 25	R: 0 H: 0 E: 0 LOB: 0 K: 1 BB: 0 S: 6 P: 7	R: 0 H: 0 E: 0 LOB: 1 K: 2 BB: 1 S: 11 P: 18	R: 1 H: 2 E: 0 LOB: 1 K: 2 BB: 0 S: 12 P: 20	R: 0 H: 0 E: 0 LOB: 0 K: 1 BB: 0 S: 10 P: 14	R: 4 H: 4 E: 0 LOB: 1 K: 1 BB: 1 S: 14 P: 22	R: 1 H: 1 E: 0 LOB: 1 K: 0 BB: 1 S: 5 P: 13	R: 0 H: 0 E: 0 LOB: 0 K: 2 BB: 0 S: 7 P: 10		1B: 3 SF: 0 2B: 2 SAC: 1 3B: 1 DP: 0 HR: 3 HBP: 0						

PITCHER	IP	WLS	BF	H	R	ER	SO	BB	IBB	HBP	BLK	WP	HR	S	P	ERA	WHIP
Pedro Astacio, R (1, 1) ERA: 6.22	6.0	L	28	8	6	6	8	2	0	0	0	0	2	70	106	9.00	1.667
Darryl Kile, R (7, 1) ERA: 5.04	2.0		8	1	1	1	2	1	0	0	0	0	1	12	23	4.50	1.000

PITCHER	IP	WLS	BF	H	R	ER	SO	BB	IBB	HBP	BLK	WP	HR	S	P	ERA	WHIP

BOTTOM

Colorado Rockies @ San Diego Padres

Qualcomm Stadium, San Diego, CA

Sun Jul 05 1998, 6:33 AM EDT

Att. 32,649 - Sunny - 75 F

livebaseballscorecards.com

AB	32
R	7
H	9
RBI	7
BB	3
SO	10
LOB	8

Batter	1	2	3	4	5	6	7	8	9	AB	R	H	RBI	BB	SO	LOB
Steve Finley, L (1, 8) OBP: 0.292, SLG: 0.389	C B B X 2-1 F7 ①		B X 1-0 G1 1-2 1B		X 0-0 E 2B		X 0-0 F8 ③		C X 0-1 L9 ①	5	1	2	0	0	0	2
Tony Gwynn, L (1, 9) OBP: 0.378, SLG: 0.474 Ruben Rivera, R (5, 7) OBP: 0.393, SLG: 0.478	C X 0-1 L7 ②		B C B B F X 2-2 G1 ② 1-2 2-3		B F X 1-1 E3 2-H			C X 0-1 1B 1B 1B	B F S B B X 3-2 L5 ②	3	0	0	0	0	0	2
										2	1	1	0	0	0	1
Ken Caminiti, S (1, 5) OBP: 0.365, SLG: 0.511 Andy Sheets, R (5, 5) OBP: 0.294, SLG: 0.347	S B X 1-1 G4-3 ③		B C C B B S 3-3 K ③		B C B S F B X 3-2 L8 ③			F X 0-1 P3 ①	B C S B B X 2-2 L8 ③	3	0	0	0	0	1	3
										2	0	0	0	0	0	2
Greg Vaughn, R (1, 7) OBP: 0.379, SLG: 0.655 Mark Sweeney, L (5, 9) OBP: 0.304, SLG: 0.295		B B B B 4-0 BB BB		S F B S 1-3 K ①		B F S B B B 4-2 G3-6-1 BB		X 0-0 BB 1-3 1B 1B		1	0	0	0	1	1	0
										1	1	1	0	1	0	0
Wally Joyner, L (1, 3) OBP: 0.392, SLG: 0.460 Brian Boehringer, S (6, 1) Quilvio Veras, S (8, PH) OBP: 0.396, SLG: 0.359 Roberto Ramirez, L (8, 1)		B B X 2-0 P4 ①		B X 1-0 2B		X 0-0 G3-6-1 ① ② 1-2f		B F F F S 1-3 K ②		3	0	1	0	0	0	2
										0	0	0	0	0	0	0
										1	0	0	0	0	1	2
										0	0	0	0	0	0	0
Ed Giovanola, L (1, 4) OBP: 0.352, SLG: 0.404		B B B B 4-0 G6-3 1-2 BB		C B F C 1-3 K ②		X 0-0 G1-3 ③		B C F B B B 4-2 1B 1-2 BB		2	0	0	0	2	1	1
Carlos Hernandez, R (1, 2) OBP: 0.326, SLG: 0.413 Scott Sanders, R (4, 1) Archi Cianfrocco, R (6, 3) OBP: 0.203, SLG: 0.221		C F X 0-2 G6-3 ② ③ 1-2f		X 0-0 L8 ③			B B X 2-0 F9 ①	B X 1-0 1-3 2-H 3-H 1B		2	0	0	0	0	0	3
										0	0	0	0	0	0	0
										2	0	1	2	0	0	0
Chris Gomez, R (1, 6) OBP: 0.328, SLG: 0.362			X 0-0 G1-3 ①		B X 1-0 G4-3 ①		S X 0-1 L5 ②	C B B C X 2-2 G4-3 ③		4	0	0	0	0	0	2
24 Mark Langston, R (1, 1) OBP: 0.235, SLG: 0.200 Jim Leyritz, R (4, 2) OBP: 0.398, SLG: 0.539			B B C S B B 4-2 G1 1B BB		B F B X 2-1 G6-3 ②		B S B S F F F F 3-2 B X 1B		B S B X 2-1 2B	0	0	0	0	1	0	0
										3	0	2	0	0	0	0

TOP

San Diego Padres @ Los Angeles Dodgers

Dodger Stadium, Los Angeles, CA

Thu Jul 09 1998, 3:33 AM PDT

Att. 41,250 - Sunny - 85 F

livebaseballscorecards.com

AB	34
R	3
H	8
RBI	2
BB	5
SO	4
LOB	20

Inning Stats	1	2	3	4	5	6	7	8	9	1B: 5	SF: 0	WP: 0	PA: 39
R:	0	0	0	0	1	0	0	2	0	2B: 3	SAC: 0	PB: 0	
E:	0	0	0	0	1	0	0	0	0	3B: 0	DP: 2	SB: 0	
K:	0	0	1	2	0	0	0	1	0	HR: 0	HBP: 0	CS: 0	
S:	6	4	10	8	10	4	12	15	10				
H:	0	0	1	1	1	0	1	3	1				
LOB:	0	1	2	1	1	0	1	2	1				
BB:	0	2	1	0	0	1	0	1	0				
P:	9	14	20	11	17	8	17	23	17				

PITCHER		IP	WLS	BF	H	R	ER	SO	BB	IBB	HBP	BLK	WP	HR	S	P	ERA	WHIP
Chan Ho Park, R ERA: 4.5	(1, 1)	6.0	W	24	3	1	0	3	4	0	0	0	0	0	42	79	0.00	1.167
Jim Bruske, R ERA: 3.63	(7, 1)	2.0		11	4	2	2	1	1	0	0	0	0	0	27	40	9.00	2.500
Mark Guthrie, L ERA: 2.31	(9, 1)	1.0		4	1	0	0	0	0	0	0	0	0	0	10	17	0.00	1.000

PITCHER	IP	WLS	BF	H	R	ER	SO	BB	IBB	HBP	BLK	WP	HR	S	P	ERA	WHIP

Batter	1	2	3	4	5	6	7	8	9	AB	R	H	RBI	BB	SO	LOB
Eric Young Sr., R (1, 4) OBP: 0.362, SLG: 0.379	C X 0-1 1B S FC5-4 1B	B B F B X 3-1 BB BLK 1B					B B B C F S 3-3 ① K			3	1	2	0	0	0	0
Alex Cora, L (4, PH) OBP: 0.077, SLG: 0.077 (5, 6)				P2 G4-3						2	0	0	0	0	1	2
Trenidad Hubbard, R (1, 7) OBP: 0.394, SLG: 0.548	F B S X 1-2 FC5-4 1-3 1B	M C F B F S 1-3 ① K 1-2		F X 0-1 1B S 1B	B F C F X 1-2 ① P3		B B S F B X 3-2 1-H HR			5	2	3	2	0	1	1
Raul Mondesi, R (1, 8) OBP: 0.321, SLG: 0.531 Wilton Guerrero, S (8, 8) OBP: 0.273, SLG: 0.305	X 0-0 ① FC5-4 1-2f 3-H HR	F B F S 1-3 ② K		F B B B F X 3-2 BB 1-3 1B	X 0-0 ② P3		B B S X 2-1 ② F9			5	2	1	1	0	1	2
										0	0	0	0	0	0	0
Gary Sheffield, R (1, 9) OBP: 0.429, SLG: 0.535 Roger Cedeno, S (7, PH) OBP: 0.341, SLG: 0.297 (8, 9)	S B X 1-1 1-H HR	B B B I 4-0 BB IBB		F B S B F B B 4-2 S 1B 2B 1-2 BB	F B F F B X 2-2 G6-3		S B F B F F S 3-3 ③ K			2	2	1	2	2	0	0
										1	0	0	0	0	1	0
Eric Karros, R (1, 3) OBP: 0.362, SLG: 0.443 Matt Luke, L (6, PR) OBP: 0.347, SLG: 0.542 (7, 3)	B B C S B B 4-2 F8 1B 1B BB	F B B F B F F B 4-2 1-2 2-3 BB		S B B C X 2-2 2B 1-2 2-H 3-H 2B 1B	B C B C B X 3-2 G4-3 2B			F B B X 2-1 ① P6		2	2	2	2	2	0	0
										1	0	0	0	0	0	0
Bobby Bonilla, S (1, 5) OBP: 0.300, SLG: 0.351 Jim Bruske, R (7, 1) Jim Eisenreich, L (8, PH) OBP: 0.265, SLG: 0.252 Mark Guthrie, R (9, 1)	B X 1-0 1B 1-2 1B	B X 1-0 ③ P2		B B F F X 2-2 2B 1-3 2-H 2B	F B X 1-1 ① G4-3 2-3			F B X 1-1 ② P7		4	1	2	1	0	0	4
										0	0	0	0	0	0	0
										1	0	0	0	0	0	0
										0	0	0	0	0	0	0
Charles Johnson, R (1, 2) OBP: 0.269, SLG: 0.372	B C B X 2-1 ② F8 2-3	S F B X 1-2 ① P6		S B B F B F X 3-2 1B 2-H 3-H 2B	S X 0-1 ② P4			X 0-0 ③ L4		5	1	1	2	0	0	4
Juan Castro, R (1, 6) OBP: 0.274, SLG: 0.290 (5, 4)	B C X 1-1 1-3 3-H 1B	C X 0-1 ② F9		S B B F X 2-2 2-H 1B	S F C 0-3 ③ K					4	0	2	2	0	1	2
Chan Ho Park, R (1, 1) OBP: 0.211, SLG: 0.316 Adrián Beltré, R (7, 5) OBP: 0.265, SLG: 0.355	F B F F C 1-3 ③ K	F F F B S 1-3 ③ K		C S S 0-3 ② K			C S B B B B 4-2 HR BB			3	0	0	0	0	3	3
										0	1	0	0	1	0	0
Inning Stats	R: 4 E: 0 K: 1 S: 19 H: 5 LOB: 2 BB: 1 P: 30	R: 0 E: 0 K: 2 S: 15 H: 1 LOB: 3 BB: 2 P: 29	R: 0 E: 0 K: 1 S: 9 H: 0 LOB: 0 BB: 0 P: 11	R: 6 E: 0 K: 1 S: 31 H: 6 LOB: 1 BB: 1 P: 51	R: 0 E: 0 K: 0 S: 9 H: 0 LOB: 0 BB: 0 P: 12	R: 0 E: 0 K: 1 S: 10 H: 1 LOB: 2 BB: 0 P: 14	R: 2 E: 0 K: 2 S: 16 H: 1 LOB: 0 BB: 1 P: 31	R: 0 E: 0 K: 0 S: 5 H: 0 LOB: 0 BB: 0 P: 8		1B: 9 2B: 3 3B: 0 HR: 2 SF: 0 SAC: 0 DP: 0 HBP: 0						

PITCHER		IP	WLS	BF	H	R	ER	SO	BB	IBB	HBP	BLK	WP	HR	S	P	ERA	WHIP
24 Mark Langston, L ERA: 4.59	(1, 1)	3.1	L	21	8	6	6	4	2	1	0	1	0	1	50	82	16.20	3.000
Scott Sanders, R ERA: 18.26	(4, 1)	1.2		10	4	4	4	1	1	0	0	0	0	0	33	51	21.60	3.000
Brian Boehringer, R ERA: 5.44	(6, 1)	2.0		9	2	2	2	3	1	0	0	0	0	1	26	45	9.00	1.500
Roberto Ramirez, L ERA: 6.75	(8, 1)	1.0		3	0	0	0	0	0	0	0	0	0	0	5	8	0.00	0.000

PITCHER	IP	WLS	BF	H	R	ER	SO	BB	IBB	HBP	BLK	WP	HR	S	P	ERA	WHIP

BOTTOM

San Diego Padres @ Los Angeles Dodgers

Dodger Stadium, Los Angeles, CA

Thu Jul 09 1998, 3:33 AM PDT

Att. 41,250 - Sunny - 85 F

livebaseballscorecards.com

AB	38
R	12
H	14
RBI	12
BB	5
SO	8
LOB	18

WP: 0 PA: 43
PB: 0
SB: 3
CS: 0

Batter	1	2	3	4	5	6	7	8	9	AB	R	H	RBI	BB	SO	LOB
Steve Finley, L (1, 8) OBP: 0.296, SLG: 0.387	C F X 0-2 ① P6		B B C S F B B 4-2 G1-6-4-3 BB		B B F B C B 4-2 BB		B B B C F F P 4-2 BB BB		S C F C 0-3 ② K	2	0	0	0	3	1	0
Tony Gwynn, L (1, 9) OBP: 0.372, SLG: 0.466	F B X 1-1 ② G3		X 0-0 ②③ G1-6-4-3 1-2f		X 0-0 ② L4		X 0-0 ② P8		B C S S X 1-2 ③ F8	5	0	0	0	0	0	5
Ken Caminiti, S (1, 5) OBP: 0.367, SLG: 0.509	B F B B X 3-1 ③ P6			X 0-0 2B 1B 1B	C B C S 1-3 ③ K		S S F B B B B 4-2 FC5-4 1-2 2-3 BB			3	1	1	0	1	1	1
Greg Vaughn, R (1, 7) OBP: 0.381, SLG: 0.655		F F S 0-3 ① K		B B X 2-0 1B E 1-3 2B		B B B C B 4-1 FC6-4 BB	B S B X 2-1 ③ FC5-4 1-2f			3	1	1	0	1	1	3
Wally Joyner, L (1, 3) OBP: 0.394, SLG: 0.461		C S C 0-3 ② K		X 0-0 G6-4-3 E 2-3 3-H 1B	C X 0-1 ① FC6-4 1-2f			C B F F F X 1-2 FC4-6 1B		4	0	2	1	0	1	1
Ed Giovanola, L (1, 4) OBP: 0.349, SLG: 0.392		S B B B B 4-1 BB		B F B X 2-1 E6 G6-4-3 1-2 3-H	B X 1-0 ② F7			X 0-0 ① B2		3	0	0	1	1	0	3
Carlos Hernandez, R (1, 2) OBP: 0.321, SLG: 0.405		X 0-0 ③ G1-3		X 0-0 ①② G6-4-3 1-2f 2-3		B B X 2-0 ③ G1-3		B X 1-0 ② F4		4	0	0	0	0	0	5
Chris Gomez, R (1, 6) OBP: 0.330, SLG: 0.364			C C X 0-2 SH4 1B	C C C 0-3 ③ K			B X 1-0 BB SH1-4 1B	B X 1-0 ③ FC4-6 1-2f		4	0	2	0	0	1	2
Kevin Brown, R (1, 1) OBP: 0.267, SLG: 0.256 Donne Wall, R (7, 1) OBP: 0.333, SLG: 0.333 Dan Miceli, R (7, 1) OBP: 1.000, SLG: 1.000 Brian Boehringer, S (8, 1) Mark Sweeney, L (9, PH) OBP: 0.301, SLG: 0.292			X 0-0 ① SH4 1-2		B C S S 1-3 ① K		L F X 0-2 ① SH1-4 1-2		X 0-0 ① B5	1 0 0 0 1	0 0 0 0 0	0 0 0 0 0	0 0 0 0 0	0 0 0 0 0	1 0 0 0 0	0 0 0 0 0
Inning Stats	R: 0 E: 0 K: 0 S: 7 H: 0 LOB: 0 BB: 0 P: 11	R: 0 E: 0 K: 2 S: 8 H: 0 LOB: 1 BB: 1 P: 12	R: 0 E: 0 K: 0 S: 8 H: 1 LOB: 1 BB: 1 P: 12	R: 2 E: 1 K: 1 S: 9 H: 3 LOB: 1 BB: 0 P: 13	R: 0 E: 0 K: 2 S: 9 H: 0 LOB: 1 BB: 1 P: 15	R: 0 E: 0 K: 0 S: 5 H: 0 LOB: 1 BB: 1 P: 12	R: 0 E: 0 K: 0 S: 14 H: 1 LOB: 3 BB: 2 P: 24	R: 0 E: 0 K: 0 S: 8 H: 1 LOB: 1 BB: 0 P: 11	R: 0 E: 0 K: 1 S: 8 H: 0 LOB: 0 BB: 0 P: 9	1B: 5 2B: 1 3B: 0 HR: 0 SF: 0 SAC: 2 DP: 2 HBP: 0						

PITCHER		IP	WLS	BF	H	R	ER	SO	BB	IBB	HBP	BLK	WP	HR	S	P	ERA	WHIP
37 Darren Dreifort, R ERA: 3.57	(1, 1)	6.0		25	4	2	2	5	4	0	0	0	0	0	46	75	3.00	1.333
Scott Radinsky, L ERA: 3.09	(7, 1)	1.1		8	2	0	0	0	2	0	0	0	0	0	20	31	0.00	3.000
Antonio Osuna, R ERA: 1.56	(8, 1)	0.2	W	2	0	0	0	0	0	0	0	0	0	0	2	4	0.00	0.000
Jeff Shaw, R ERA: 1.78	(9, 1)	1.0		3	0	0	0	1	0	0	0	0	0	0	8	9	0.00	0.000

PITCHER	IP	WLS	BF	H	R	ER	SO	BB	IBB	HBP	BLK	WP	HR	S	P	ERA	WHIP

TOP

San Diego Padres @ Los Angeles Dodgers

Dodger Stadium, Los Angeles, CA

Fri Jul 10 1998, 7:05 PM PDT

Att. 53,245 - Unknown - 74 F

livebaseballscorecards.com

AB	30
R	2
H	6
RBI	2
BB	6
SO	6
LOB	20

Batter	1	2	3	4	5	6	7	8	9	AB	R	H	RBI	BB	SO	LOB
Eric Young Sr., R (1, 4) OBP: 0.359, SLG: 0.373	F B B F C 2-3 ① K	X 0-0 ③ L9		B B F B F B 4-2 1-2 2-3 BB		C B B F X 2-2 ③ F9		B F B B F F X 3-2 FC5 SF8 1-H 3-H		4	1	0	1	1	1	2
Matt Luke, L (1, 7) OBP: 0.340, SLG: 0.530	B X 1-0 WP S 1B 1B	B F B B F F C 3-3 ① K	F S S 0-3 ③ K				B B C X 2-1 ① G4-3	B B F F C X 2-2 ② SF8 3-H		4	1	1	1	0	2	3
Raul Mondesi, R (1, 8) OBP: 0.320, SLG: 0.529	S B B S S S 2-3 ② K	B F C F B S 2-3 ② K2-3			B C C B F F S 2-3 ① K		B X 1-0 ② L5	F F X 0-2 1B 2B		5	1	1	0	0	3	1
Gary Sheffield, R (1, 9) OBP: 0.436, SLG: 0.538	B B F B X 3-1 1B 1-H 1B	X 0-0 1B			B C B H 3-1 HBP		B B B 4-0 S BB	I I I 4-0 1B 1B IBB		2	1	2	1	2	0	0
Eric Karros, R (1, 3) OBP: 0.366, SLG: 0.444	B F B B F X 2-2 FC4-6 1-2 1B	B X 1-0 ③ P4			B B S F F F X 2-2 ② F9		B S C F F F B B B 4-2 1-2 BB	C B F F B X 2-2 1B 1-3 2-H 1B		4	0	2	1	1	0	2
Bobby Bonilla, S (1, 5) OBP: 0.295, SLG: 0.344 Antonio Osuna, R (8, 1) Roger Cedeno, S (8, PH) OBP: 0.346, SLG: 0.303 Jeff Shaw, R (9, 1)	B X 1-0 ③ FC4-6 1-2f			F B F X 1-2 ① G3-1	B X 1-0 ③ G4-3		B B C S F S 2-3 ③ K	S F X 0-2 1-2 3-H 1B		4 0 1 0	0 0 0 0	0 0 1 0	0 0 1 0	0 0 0 0	1 0 0 0	5 0 0 0
Charles Johnson, R (1, 2) OBP: 0.271, SLG: 0.370		F B C B B F B 4-2 SH1-3 BB	S S C 0-3 ② K			F F B F B X 2-2 G6-3 SH1-4 1B		X 1-0 P2 X 0-1 ③ F9		4	0	1	0	1	1	2
Juan Castro, R (1, 6) OBP: 0.280, SLG: 0.290 Wilton Guerrero, S (8, PH) OBP: 0.279, SLG: 0.311 Alex Cora, L (9, 6) OBP: 0.077, SLG: 0.077		X 0-0 ① SH1-3 1-2	F B B B B 4-1 BB 37 1B BB			C X 0-1 ① SH1-4 1-2		B B C C F X 2-2 1B FC5 1B		0 1 0	0 1 0	0 1 0	0 1 0	1 0 0	0 0 0	0 0 0
37 Darren Dreifort, R (1, 1) OBP: 0.229, SLG: 0.182 Jim Eisenreich, L (6, PH) OBP: 0.263, SLG: 0.250 Scott Radinsky, L (7, 1) Adrián Beltré, R (8, 5) OBP: 0.286, SLG: 0.375		C B C B C 2-3 ② K		B C X 1-1 BB 1-2 1B		C B X 1-1 ② G6-3 2-3		C B F X 1-2 FC5 E 1-3 1B		2 1 0 1	0 0 0 1	1 0 0 1	0 0 0 1	0 0 0 0	1 0 0 0	1 1 0 0
Inning Stats	R: 1 H: 3 E: 0 LOB: 2 K: 2 BB: 0 S: 13 P: 24	R: 0 H: 0 E: 0 LOB: 1 K: 1 BB: 1 S: 8 P: 14	R: 0 H: 1 E: 0 LOB: 1 K: 2 BB: 0 S: 10 P: 16	R: 0 H: 1 E: 0 LOB: 3 K: 2 BB: 2 S: 14 P: 24	R: 0 H: 0 E: 0 LOB: 1 K: 1 BB: 0 S: 11 P: 19	R: 0 H: 1 E: 0 LOB: 1 K: 0 BB: 0 S: 11 P: 16	R: 0 H: 0 E: 0 LOB: 2 K: 1 BB: 2 S: 12 P: 25	R: 5 H: 5 E: 1 LOB: 2 K: 0 BB: 1 S: 28 P: 43		1B: 10 SF: 1 2B: 1 SAC: 2 3B: 0 DP: 0 HR: 0 HBP: 1						

PITCHER		IP	WLS	BF	H	R	ER	SO	BB	IBB	HBP	BLK	WP	HR	S	P	ERA	WHIP
Kevin Brown, R ERA: 2.62	(1, 1)	6.0		28	6	1	1	8	3	0	1	0	1	0	67	113	1.50	1.500
Donne Wall, R ERA: 2.84	(7, 1)	0.2		4	0	0	0	0	2	0	0	0	0	0	8	19	0.00	3.000
Dan Miceli, R ERA: 4.01	(7, 1)	1.0	L	9	4	5	5	1	0	1	0	0	0	0	27	44	45.00	4.000
Brian Boehringer, R ERA: 5.4	(8, 1)	0.1		2	1	0	0	0	0	0	0	0	0	0	5	5	0.00	3.000

PITCHER	IP	WLS	BF	H	R	ER	SO	BB	IBB	HBP	BLK	WP	HR	S	P	ERA	WHIP

BOTTOM

San Diego Padres @ Los Angeles Dodgers

Dodger Stadium, Los Angeles, CA

Fri Jul 10 1998, 7:05 PM PDT

Att. 53,245 - Unknown - 74 F

livebaseballscorecards.com

AB	33
R	6
H	11
RBI	5
BB	6
SO	9
LOB	17

WP: 1 PA: 43
PB: 0
SB: 2
CS: 0

Batter	1	2	3	4	5	6	7	8	9	AB	R	H	RBI	BB	SO	LOB
Steve Finley, L (1, 8) OBP: 0.298, SLG: 0.387	B C F F B X 2-2 1B G1-3 E 1B	C F F B F B B X 2-2 ③ F7			C B B X 2-1 E S 2-H 1B		C X 0-1 ① G4-3		S X 0-1 ② P3	5	1	2	1	0	0	0
Tony Gwynn, L (1, 9) OBP: 0.370, SLG: 0.461 Ruben Rivera, R (7, PR) OBP: 0.388, SLG: 0.471 (7, 9)	C X 0-1 ① G1-3 1-2		B B C X 2-1 ① L7		B C F B F X 2-2 ② L3		C B F B B F B 4-2 1B BB		C F B C 1-3 ③ K	3 1	0 0	0 0	0 0	1 0	0 0	2 0
Ken Caminiti, S (1, 5) OBP: 0.369, SLG: 0.506	F C B X 1-2 BB E 2-3 1B		B C C C B B 4-2 G6-4-3 BB		C B C B B X 3-2 ③ F9 1-3		F S C 0-3 ② K			3	1	1	0	1	1	2
Greg Vaughn, R (1, 7) OBP: 0.385, SLG: 0.659	B B B B 4-0 E 1-2 BB		X 0-0 ② ③ G6-4-3 1-2f			B X 1-0 2B 2B	B X 1-0 1-2 1B			3	1	2	0	1	0	1
Wally Joyner, L (1, 3) OBP: 0.392, SLG: 0.462	C F X 0-2 FC5 1-3 2-H 3-H			C X 0-1 ① F8		X 0-0 G4-3 2-H 2B	X 0-0 ③ F8			4	0	1	1	0	0	3
Ed Giovanola, L (1, 4) OBP: 0.345, SLG: 0.380	B C B B B 4-1 G4-3 BB			C C F B B X 2-2 ② L7		B B B B C C X 3-2 ① L5		M X 0-1 ① F8		3	0	0	0	1	0	1
Carlos Hernandez, R (1, 2) OBP: 0.316, SLG: 0.398	B B X 2-0 ② ③ G4-3 1-2f			F B X 1-1 ③ F8		S C X 0-2 ② G4-3 2-3		B S F B X 2-2 ② F8		4	0	0	0	0	0	4
Chris Gomez, R (1, 6) OBP: 0.332, SLG: 0.364		F C B B B F F F X 2-2 ① F8			X 0-0 SH1-4 1B 1B	I I I I 4-0 IBB		B X 1-0 ③ G5-3		3	1	1	0	1	0	0
Andy Ashby, R (1, 1) OBP: 0.106, SLG: 0.128 Mark Sweeney, L (9, PH) OBP: 0.298, SLG: 0.289 Trevor Hoffman, R (9, 1)		F C S 0-3 ② K			B X 1-0 ① SH1-4 1-2	B S X 1-1 ③ P4			B B B C C C F F X 3-2 ① P6	2 1 0	0 0 0	0 0 0	0 0 0	0 0 0	1 0 0	2 0 0
Inning Stats	R: 2 H: 2 E: 1 LOB: 2 K: 0 BB: 2 S: 14 P: 27	R: 0 H: 0 E: 0 LOB: 0 K: 1 BB: 0 S: 14 P: 18	R: 0 H: 0 E: 0 LOB: 0 K: 0 BB: 1 S: 5 P: 11	R: 0 H: 0 E: 0 LOB: 0 K: 0 BB: 0 S: 8 P: 11	R: 1 H: 2 E: 0 LOB: 1 K: 0 BB: 0 S: 11 P: 19	R: 1 H: 2 E: 0 LOB: 2 K: 0 BB: 1 S: 10 P: 19	R: 0 H: 1 E: 0 LOB: 2 K: 1 BB: 1 S: 10 P: 15	R: 0 H: 0 E: 0 LOB: 0 K: 0 BB: 0 S: 6 P: 9	R: 0 H: 0 E: 0 LOB: 0 K: 1 BB: 0 S: 10 P: 14	1B: 5 SF: 0 2B: 2 SAC: 1 3B: 0 DP: 2 HR: 0 HBP: 0						WP: 0 PA: 38 PB: 0 SB: 1 CS: 0	

PITCHER		IP	WLS	BF	H	R	ER	SO	BB	IBB	HBP	BLK	WP	HR	S	P	ERA	WHIP
Ismael Valdez, R ERA: 4.21	(1, 1)	6.0	L	27	6	4	3	1	3	1	0	0	0	0	62	105	4.50	1.500
Mark Guthrie, L ERA: 2.19	(7, 1)	2.0		8	1	0	0	1	1	0	0	0	0	0	16	24	0.00	1.000
Darren Hall, R ERA: 9.0	(9, 1)	1.0		3	0	0	0	1	0	0	0	0	0	0	10	14	0.00	0.000

PITCHER	IP	WLS	BF	H	R	ER	SO	BB	IBB	HBP	BLK	WP	HR	S	P	ERA	WHIP

TOP

San Diego Padres @ Los Angeles Dodgers

Dodger Stadium, Los Angeles, CA

Sat Jul 11 1998, 7:05 PM PDT

Att. 48,950 - Unknown - 76 F

livebaseballscorecards.com

AB	32
R	4
H	7
RBI	2
BB	5
SO	3
LOB	15

BOTTOM

San Diego Padres @ Los Angeles Dodgers

Dodger Stadium, Los Angeles, CA

Sat Jul 11 1998, 7:05 PM PDT

Att. 48,950 - Unknown - 76 F

Batter	1	2	3	4	5	6	7	8	9	AB	R	H	RBI	BB	SO	LOB
Eric Young Sr., R (1, 4) OBP: 0.361, SLG: 0.379	C C B X 1-2 ① G4-3		B B X 2-0 1B			C B X 1-1 2B		B X 1-0 ③ G5-3		4	0	2	0	0	0	0
Adrián Beltré, R (1, 5) OBP: 0.256, SLG: 0.333	B F B F X 2-2 E6 2B FC8-2		C B F C 1-3 ② K			X 0-0 ① G5-3			C S F C 0-3 ① K	4	0	0	0	0	2	2
Raul Mondesi, R (1, 8) OBP: 0.319, SLG: 0.529	C S B F B F X 2-2 1-3 2B		F B P S B F X 3-2 ③ G5-3			S S F B S 1-3 ② K			C S B S 1-3 ② K2-3	4	0	1	0	0	2	2
Gary Sheffield, R (1, 9) OBP: 0.434, SLG: 0.532	C B X 1-1 ②③ FC8-2 3-H			C X 0-1 ① G4-3		X 0-0 ③ L4			C C F F B B B B 4-2 BB	3	0	0	0	1	0	3
Eric Karros, R (1, 3) OBP: 0.364, SLG: 0.454		B X 1-0 HR		C C S 0-3 ② K			S X 0-1 ① G5-3		S B B C C 2-3 ③ K	4	1	1	1	0	2	1
Bobby Bonilla, S (1, 7) OBP: 0.295, SLG: 0.344	C C F X 0-2 ① G4-3			X 0-0 ③ G3			C S F B F B F X 2-2 ② G6-3			0	0	0	0	0	0	0
Matt Luke, L (2, PH) OBP: 0.330, SLG: 0.515 (3, 7)										3	0	0	0	0	0	0
Charles Johnson, R (1, 2) OBP: 0.268, SLG: 0.366	C X 0-1 ② G5-3				X 0-0 ① P5		B F X 1-1 ③ G5-3			3	0	0	0	0	0	0
Juan Castro, R (1, 6) OBP: 0.275, SLG: 0.284	B C B F S 2-3 ③ K				B C X 1-1 ② G6-3			B F X 1-1 ① F8		2	0	0	0	0	1	0
Wilton Guerrero, S (8, PH) OBP: 0.277, SLG: 0.308 (9, 6)										1	0	0	0	0	0	0
Ismael Valdez, R (1, 1) OBP: 0.216, SLG: 0.176			X 0-0 ① G1-3		X 0-0 ③ G4-3			X 0-0 ② F8		2	0	0	0	0	0	0
Mark Guthrie, R (7, 1)										0	0	0	0	0	0	0
Jim Eisenreich, L (8, PH) OBP: 0.261, SLG: 0.248										1	0	0	0	0	0	0
Darren Hall, R (9, 1)										0	0	0	0	0	0	0
Inning Stats	R: 0 H: 1 E: 1 LOB: 1 K: 0 BB: 0 S: 13 P: 19	R: 1 H: 1 E: 0 LOB: 0 K: 1 BB: 0 S: 10 P: 13	R: 0 H: 1 E: 0 LOB: 1 K: 1 BB: 0 S: 10 P: 15	R: 0 H: 0 E: 0 LOB: 0 K: 1 BB: 0 S: 6 P: 6	R: 0 H: 0 E: 0 LOB: 0 K: 0 BB: 0 S: 4 P: 5	R: 0 H: 1 E: 0 LOB: 1 K: 1 BB: 0 S: 8 P: 10	R: 0 H: 0 E: 0 LOB: 0 K: 0 BB: 0 S: 10 P: 13	R: 0 H: 0 E: 0 LOB: 0 K: 0 BB: 0 S: 4 P: 6	R: 0 H: 0 E: 0 LOB: 1 K: 3 BB: 1 S: 14 P: 21	1B: 1 SF: 0 2B: 3 SAC: 0 3B: 0 DP: 1 HR: 1 HBP: 0						

livebaseballscorecards.com

AB	31
R	1
H	4
RBI	1
BB	1
SO	7
LOB	8

WP: 0 PA: 32
PB: 0
SB: 0
CS: 0

PITCHER		IP	WLS	BF	H	R	ER	SO	BB	IBB	HBP	BLK	WP	HR	S	P	ERA	WHIP
Andy Ashby, R ERA: 2.46	(1, 1)	8.0	W	28	4	1	1	4	0	0	0	0	0	1	65	87	1.12	0.500
Trevor Hoffman, R ERA: 1.86	(9, 1)	1.0	S	4	0	0	0	3	1	0	0	0	0	0	14	21	0.00	1.000

PITCHER	IP	WLS	BF	H	R	ER	SO	BB	IBB	HBP	BLK	WP	HR	S	P	ERA	WHIP

Batter	1	2	3	4	5	6	7	8	9	AB	R	H	RBI	BB	SO	LOB
Steve Finley, L (1, 8) OBP: 0.302, SLG: 0.392	X 0-0 ① F7		C X 0-1 G4-6-3 1B		F C X 0-2 2B			B B B C B 4-1 G3 HR BB		3	1	2	0	1	0	0
Tony Gwynn, L (1, 9) OBP: 0.369, SLG: 0.457 Ruben Rivera, R (8, 9) OBP: 0.388, SLG: 0.471	C C B B B B 4-2 HR BB		B B C X 2-1 ① ② G4-6-3 1-2f		F B X 1-1 ② F7			1 SAFE B B F F B X 2-2 ① G3 1-2		3 0	1 0	0 0	0 0	1 0	0 0	3 0
Ken Caminiti, S (1, 5) OBP: 0.374, SLG: 0.548	B C B C F F X 2-2 1-H HR		B C B X 2-1 HR		B C S B B F X 3-2 ③ F7			S X 0-1 2-H HR		4	3	3	5	0	0	1
Greg Vaughn, R (1, 7) OBP: 0.381, SLG: 0.651	B B B X 3-0 ② F9		B S F B S 2-3 ③ K			B X 1-0 ① L7		B B C B F S 3-3 ② K		4	0	0	0	0	2	0
Wally Joyner, L (1, 3) OBP: 0.390, SLG: 0.462	C X 0-1 ③ F7			B X 2-0 G6-3 2B		X 0-0 ② G6-3		C X 0-1 ③ F9		4	0	1	0	0	0	0
Jim Leyritz, R (1, 2) OBP: 0.395, SLG: 0.529 Trevor Hoffman, R (9, 1)		S B C B B B 4-2 G5-4-3 BB	S B B B B C X 3-2 ① G1-3			B S B B F B S 3-3 ③ K			B F S X 1-2 ① F7	3 0	0 0	0 0	0 0	1 0	1 0	1 0
Andy Sheets, R (1, 4) OBP: 0.290, SLG: 0.341 Ed Giovanola, L (7, PH) OBP: 0.348, SLG: 0.376 (7, 4)	B B F B X 3-1 ① F9		X 0-0 ② G6-3 2-3				F C F B X 1-2 ① G1		B B B B B 4-0 BLK BB	2 1	0 0	0 0	0 0	0 1	0 0	2 0
Chris Gomez, R (1, 6) OBP: 0.328, SLG: 0.358	C X 0-1 ② ③ G5-4-3 1-2f		B S B C B S 3-3 ③ K				B C B F B S 3-3 ② K		B X 1-0 ② P6 1-2	4	0	0	0	0	2	3
Joey Hamilton, R (1, 1) OBP: 0.182, SLG: 0.279 Archi Cianfrocco, R (7, PH) OBP: 0.200, SLG: 0.217 Donne Wall, R (7, 1) OBP: 0.333, SLG: 0.333 Dan Miceli, R (8, 1) OBP: 1.000, SLG: 1.000 Carlos Hernandez, R (9, PH) OBP: 0.315, SLG: 0.397 (9, 2)			C B B X 2-1 HR		S S B C 1-3 ① K		B F F S 1-3 ③ K		C X 0-1 ③ G6-3	2 1 0 0 1	1 0 0 0 0	1 0 0 0 0	1 0 0 0 0	0 1 0 0 0	1 0 0 0 0	0 0 0 0 1
Inning Stats	R: 2 E: 0 K: 0 S: 11 H: 1 LOB: 0 BB: 1 P: 20	R: 0 E: 0 K: 0 S: 6 H: 0 LOB: 0 BB: 1 P: 13	R: 2 E: 0 K: 1 S: 11 H: 3 LOB: 0 BB: 0 P: 19	R: 0 E: 0 K: 1 S: 8 H: 1 LOB: 1 BB: 0 P: 16	R: 0 E: 0 K: 1 S: 12 H: 1 LOB: 1 BB: 0 P: 17	R: 0 E: 0 K: 1 S: 5 H: 0 LOB: 0 BB: 0 P: 9	R: 0 E: 0 K: 2 S: 10 H: 0 LOB: 0 BB: 0 P: 15	R: 2 E: 0 K: 1 S: 11 H: 1 LOB: 0 BB: 1 P: 20	R: 0 E: 0 K: 0 S: 6 H: 0 LOB: 1 BB: 1 P: 12	1B: 1 2B: 2 3B: 0 HR: 4 SF: 0 SAC: 0 DP: 2 HBP: 0						

PITCHER		IP	WLS	BF	H	R	ER	SO	BB	IBB	HBP	BLK	WP	HR	S	P	ERA	WHIP
Brian Bohanon, L ERA: 3.55	(1, 1)	4.0	L	17	5	4	4	2	2	0	0	0	0	3	36	68	9.00	1.750
Jim Bruske, R ERA: 3.46	(5, 1)	2.0		7	1	0	0	2	0	0	0	0	0	0	17	26	0.00	0.500
Antonio Osuna, R ERA: 1.91	(7, 1)	2.0		8	1	2	2	3	1	0	0	0	0	1	21	35	9.00	1.000
Scott Radinsky, L ERA: 3.0	(9, 1)	1.0		4	0	0	0	0	1	0	0	1	0	0	6	12	0.00	1.000

PITCHER	IP	WLS	BF	H	R	ER	SO	BB	IBB	HBP	BLK	WP	HR	S	P	ERA	WHIP

TOP

San Diego Padres @ Los Angeles Dodgers

Dodger Stadium, Los Angeles, CA

Sun Jul 12 1998, 7:05 PM PDT

Att. 42,056 - Unknown - 84 F

livebaseballscorecards.com

AB	32
R	6
H	7
RBI	6
BB	4
SO	7
LOB	11

1B: 1	SF: 0	WP: 0	PA: 36		
2B: 2	SAC: 0	PB: 0			
3B: 0	DP: 2	SB: 0			
HR: 4	HBP: 0	CS: 0			

BOTTOM

San Diego Padres @ Los Angeles Dodgers

Dodger Stadium, Los Angeles, CA

Sun Jul 12 1998, 7:05 PM PDT

Att. 42,056 - Unknown - 84 F

livebaseballscorecards.com

Batter	1	2	3	4	5	6	7	8	9	AB	R	H	RBI	BB	SO	LOB
Wilton Guerrero, S (1, 4) OBP: 0.299, SLG: 0.348	E 3B	2B SF8 1B		K			FC6-4 1B		G6-4-3 1B	5	2	4	0	0	1	0
Adrian Beltré, R (1, 5) OBP: 0.256, SLG: 0.350	E5 BB HBP 1B 3-H	SF8 1-3 2B		G4-3			FC6-4 1-2f		G6-4-3 1-2f	4	1	1	1	0	0	1
Matt Luke, L (9, PH) OBP: 0.327, SLG: 0.510										1	0	0	0	0	0	2
Raul Mondesi, R (1, 8) OBP: 0.316, SLG: 0.524	P4	SF8 2-3 3-H			G3		F8			3	0	0	1	0	0	2
Gary Sheffield, R (1, 9) OBP: 0.438, SLG: 0.532	1B BB HBP 1-2	BB			1B		F7			2	0	1	0	1	0	1
Eric Karros, R (1, 3) OBP: 0.363, SLG: 0.448	1B BB 1-2 2-3	F7			F9			P9		3	0	0	0	1	0	3
Bobby Bonilla, S (1, 7) OBP: 0.295, SLG: 0.343	1B 1-2 2-3 3-H		G6-3		F8			G4-3		4	0	1	1	0	0	1
Scott Radinsky, L (9, 1)										0	0	0	0	0	0	0
Charles Johnson, R (1, 2) OBP: 0.265, SLG: 0.361	P5	K				G6-3		K		4	0	0	0	0	2	3
Alex Cora, L (1, 6) OBP: 0.118, SLG: 0.118	G3	1B				G4-3			F9	4	0	1	0	0	0	3
Brian Bohanon, L (1, 1) OBP: 0.400, SLG: 0.467		G1-3		G4-3		K			1B	1	0	0	0	0	0	0
Eric Young Sr., R (4, PH) OBP: 0.360, SLG: 0.377										1	0	0	0	0	0	0
Jim Bruske, R (5, 1)										0	0	0	0	0	0	0
Roger Cedeno, S (6, PH) OBP: 0.343, SLG: 0.300										1	0	0	0	0	1	0
Antonio Osuna, R (7, 1)										0	0	0	0	0	0	0
Jim Eisenreich, L (9, 7) OBP: 0.266, SLG: 0.254										1	0	1	0	0	0	0
Inning Stats	R: 2 E: 1 K: 0 S: 19 H: 2 LOB: 3 BB: 1 P: 34	R: 1 E: 0 K: 0 S: 14 H: 2 LOB: 2 BB: 1 P: 24	R: 0 E: 0 K: 1 S: 9 H: 1 LOB: 1 BB: 0 P: 13	R: 0 E: 0 K: 1 S: 9 H: 0 LOB: 0 BB: 0 P: 13	R: 0 E: 0 K: 0 S: 9 H: 1 LOB: 1 BB: 0 P: 13	R: 0 E: 0 K: 0 S: 7 H: 0 LOB: 0 BB: 0 P: 12	R: 0 E: 0 K: 0 S: 8 H: 1 LOB: 1 BB: 0 P: 11	R: 0 E: 0 K: 1 S: 8 H: 0 LOB: 0 BB: 0 P: 12	R: 0 E: 0 K: 0 S: 12 H: 2 LOB: 1 BB: 0 P: 15	1B: 7 2B: 1 3B: 1 HR: 0 SF: 1 SAC: 0 DP: 1 HBP: 1						

	AB	34
	R	3
	H	9
	RBI	3
	BB	2
	SO	4
	LOB	16

WP: 0 PB: 0 SB: 0 CS: 0 PA: 38

PITCHER		IP	WLS	BF	H	R	ER	SO	BB	IBB	HBP	BLK	WP	HR	S	P	ERA	WHIP
Joey Hamilton, R ERA: 5.05	(1, 1)	6.0	W	27	6	3	2	3	2	0	1	0	0	0	67	109	3.00	1.333
Donne Wall, R ERA: 2.77	(7, 1)	1.0		4	1	0	0	0	0	0	0	0	0	0	8	11	0.00	1.000
Dan Miceli, R ERA: 3.92	(8, 1)	1.0		3	0	0	0	1	0	0	0	0	0	0	8	12	0.00	0.000
Trevor Hoffman, R ERA: 1.82	(9, 1)	1.0	S	4	2	0	0	0	0	0	0	0	0	0	12	15	0.00	2.000

PITCHER	IP	WLS	BF	H	R	ER	SO	BB	IBB	HBP	BLK	WP	HR	S	P	ERA	WHIP

Batter	1	2	3	4	5	6	7	8	9	AB	R	H	RBI	BB	SO	LOB
Quilvio Veras, S (1, 4) OBP: 0.396, SLG: 0.361	G6-3		F9		2B		BB		L6-3 1-2	4	0	1	0	1	0	2
Steve Finley, L (1, 8) OBP: 0.304, SLG: 0.392	P6		WP E 1-2 BB		K		1B 1-2			3	1	1	0	1	1	1
Ken Caminiti, S (1, 5) OBP: 0.372, SLG: 0.541	G5-3		E 1-2 2-3 BB		K		F9			3	1	0	0	1	1	3
Greg Vaughn, R (1, 7) OBP: 0.384, SLG: 0.654		2B G4-3 BB	E6 1-H 2-H 3-H 2B			S 1B 1B		F9		3	2	2	3	1	0	0
Jim Leyritz, R (1, 3) OBP: 0.394, SLG: 0.531 Donne Wall, R (6, 1) OBP: 0.333, SLG: 0.333 Mark Sweeney, L (8, PH) OBP: 0.305, SLG: 0.297 Roberto Ramirez, L (8, 1) Brian Boehringer, S (8, 1)	G4-3 1-3 P4 2B	P6				K 1-2		2B		3 0 1 0 0	0 0 0 0 0	1 0 1 0 0	0 0 0 0 0	0 0 0 0 0	1 0 0 0 0	2 0 0 0 0
Ruben Rivera, R (1, 9) OBP: 0.386, SLG: 0.466 Tony Gwynn, L (8, PH) OBP: 0.368, SLG: 0.455 (8, 9)	G4-3 2-3 3-H			F8		G4-6-3 2-H 1B		F8		3 1	0 0	1 0	2 0	0 0	0 0	1 1
Carlos Hernandez, R (1, 2) OBP: 0.310, SLG: 0.390	P4 3-H			G6-3		G4-6-3 1-2f		G4-3		4	0	0	0	0	0	3
Chris Gomez, R (1, 6) OBP: 0.328, SLG: 0.356 Ed Giovanola, L (9, PH) OBP: 0.345, SLG: 0.373			WP BB E BB	G6-3			P4		G6-3	2 1	1 0	0 0	0 0	1 0	0 0	0 0
Sterling Hitchcock, L (1, 1) OBP: 0.208, SLG: 0.208 Wally Joyner, L (6, 3) OBP: 0.391, SLG: 0.462			K		F8		G4-3		L6-3 1B	2 2	0 0	0 1	0 0	0 0	1 0	1 0
Inning Stats	R: 0 E: 0 K: 0 S: 5 H: 0 LOB: 0 BB: 0 P: 7	R: 1 E: 0 K: 0 S: 6 H: 1 LOB: 1 BB: 1 P: 12	R: 3 E: 1 K: 1 S: 16 H: 1 LOB: 1 BB: 3 P: 32	R: 0 E: 0 K: 0 S: 4 H: 0 LOB: 0 BB: 0 P: 6	R: 0 E: 0 K: 2 S: 10 H: 1 LOB: 1 BB: 0 P: 16	R: 1 E: 0 K: 1 S: 9 H: 2 LOB: 0 BB: 0 P: 15	R: 0 E: 0 K: 0 S: 6 H: 1 LOB: 2 BB: 1 P: 15	R: 0 E: 0 K: 0 S: 9 H: 1 LOB: 1 BB: 0 P: 14	R: 0 E: 0 K: 0 S: 7 H: 1 LOB: 0 BB: 0 P: 9	1B: 5 2B: 4 3B: 0 HR: 0 SF: 0 SAC: 0 DP: 2 HBP: 0						

PITCHER	IP	WLS	BF	H	R	ER	SO	BB	IBB	HBP	BLK	WP	HR	S	P	ERA	WHIP
Bobby Jones, L (1, 1) ERA: 6.32	6.0	W	25	5	5	5	4	4	0	0	0	1	0	50	88	7.50	1.500
Curt Leskanic, R (7, 1) ERA: 4.61	1.0		5	1	0	0	0	1	0	0	0	0	0	6	15	0.00	2.000
Dave Veres, R (8, 1) ERA: 3.52	1.0		4	1	0	0	0	0	0	0	0	0	0	9	14	0.00	1.000
Jerry Dipoto, R (9, 1) ERA: 4.43	1.0		3	1	0	0	0	0	0	0	0	0	0	7	9	0.00	1.000

PITCHER	IP	WLS	BF	H	R	ER	SO	BB	IBB	HBP	BLK	WP	HR	S	P	ERA	WHIP

TOP

San Diego Padres @ Colorado Rockies

Coors Field, Denver, CO

Mon Jul 13 1998, 7:05 PM MDT

Att. 48,098 - Unknown - 93 F

livebaseballscorecards.com

AB	32
R	5
H	8
RBI	5
BB	5
SO	4
LOB	14

WP: 1 PA: 37
PB: 0
SB: 1
CS: 0

Batter	1	2	3	4	5	6	7	8	9	AB	R	H	RBI	BB	SO	LOB
Neifi Perez, S (1, 6) OBP: 0.329, SLG: 0.398	C F X 0-2 FC5-4 1B		X 0-0 ① P5		B C B S F X 2-2 ② G5-3	L X 0-1 ② P4		B F X 1-1 FC5-4 3-H 1B		5	0	2	1	0	0	2
Ellis Burks, R (1, 8) (9, 7)	X 0-0 ① FC5-4 1B 1-2f		C B B B F X 3-2 HR		B B X 2-0 1B	C B B B B 4-2 1-2 2-3 BB		1 SAFE X 0-0 ② FC5-4 2B 1-2f		4	2	2	1	1	0	3
Dante Bichette, R (1, 7) OBP: 0.358, SLG: 0.526 Jerry Dipoto, R (9, 1)	B 1 SAFE X 1-0 1-3 1B		X 0-0 ② G5-3		F B F 1 SAFE B 1 SAFE S 2-3 ③ K	F X 0-1 ③ P2		B S X 1-1 1-H 2B		5 0	0 0	2 0	1 0	0 0	1 0	4 0
Larry Walker, L (1, 9) OBP: 0.404, SLG: 0.567	B F B B 1 SAFE C 3-3 ② K		B S B F X 2-2 ③ G6-3			X 0-0 WP 7 BB 2B	S B B X 2-1 HR	B B C B C X 3-2 ③ G4-3		5	2	2	1	0	1	3
Vinny Castilla, R (1, 5) OBP: 0.353, SLG: 0.582	B S F X 1-2 ③ G1-3			B B X 2-0 HR		B S S S 1-3 ① K 2-3	X 0-0 ① F9			4	1	1	1	0	1	3
17 Todd Helton, L (1, 3) OBP: 0.352, SLG: 0.496		X 0-0 HR		B F B B B 4-1 3 G4-6-3 BB		H 1-0 7 BB 3 BB 1B HBP	F F F B B F X 2-2 ② G4-3			2	2	1	1	1	0	0
3 Mike Lansing, R (1, 4) OBP: 0.302, SLG: 0.345		B X 1-0 ① F8		B X 1-0 ①② G4-6-3 1-2f		B F B B B 1 SAFE B 4-1 7 BB 1-2 1B BB	B C B F B F X 3-2 ③ F9			3	1	0	0	1	0	1
Kirt Manwaring, R (1, 2) OBP: 0.350, SLG: 0.352 7 Kurt Abbott, R (6, PH) OBP: 0.300, SLG: 0.356 Curt Leskanic, R (7, 1) Dave Veres, R (8, 1) OBP: 0.500, SLG: 0.500 Jeff Barry, S (8, PH) OBP: 0.229, SLG: 0.219 1 Curtis Goodwin, L (8, PR) OBP: 0.322, SLG: 0.309 (9, 8)		B B C F X 2-2 ② P4		X 0-0 ③ P8		S F B B B F F B 4-2 BB 1B 1-2 2-3 3-H BB		X 0-0 E4 SH1-4 1B		2 0 0 0 0 1 0	0 0 0 0 0 0 1	0 0 0 0 0 0 0	0 0 1 0 0 0 0	0 0 0 0 0 0 0	0 0 0 0 0 0 0	0 0 0 0 0 0 0
Bobby Jones, R (1, 1) OBP: 0.136, SLG: 0.182 Greg Colbrunn, R (6, PH) OBP: 0.361, SLG: 0.455 Jeff Reed, L (7, 2) OBP: 0.352, SLG: 0.417		B B C X 2-1 ③ G4-3			B C S F S 1-3 ① K	C B X 1-1 BB 1-2 2-H 3-H 1B		C B L X 1-2 ① SH1-4 2-3		2 1 0	0 0 0	0 1 0	0 2 0	0 0 0	1 0 0	0 0 0
Inning Stats	R: 0 E: 0 K: 1 S: 11 H: 2 LOB: 2 BB: 0 P: 16	R: 1 E: 0 K: 0 S: 7 H: 1 LOB: 0 BB: 0 P: 12	R: 1 E: 0 K: 0 S: 8 H: 1 LOB: 0 BB: 0 P: 13	R: 1 E: 0 K: 0 S: 4 H: 1 LOB: 0 BB: 1 P: 11	R: 0 E: 0 K: 2 S: 12 H: 1 LOB: 1 BB: 0 P: 19	R: 3 E: 0 K: 1 S: 17 H: 2 LOB: 3 BB: 3 P: 32	R: 1 E: 0 K: 0 S: 12 H: 1 LOB: 0 BB: 0 P: 19	R: 2 E: 1 K: 0 S: 12 H: 2 LOB: 1 BB: 0 P: 18		1B: 5 2B: 2 3B: 0 HR: 4	SF: 0 SAC: 1 DP: 1 HBP: 1		WP: 1 PB: 0 SB: 0 CS: 0	PA: 40		

PITCHER		IP	WLS	BF	H	R	ER	SO	BB	IBB	HBP	BLK	WP	HR	S	P	ERA	WHIP
Sterling Hitchcock, L ERA: 4.16	(1, 1)	5.1	L	26	7	6	6	4	3	0	1	0	1	3	51	90	10.12	1.875
Donne Wall, R ERA: 2.88	(6, 1)	1.2		8	2	1	1	0	1	0	0	0	0	1	20	32	5.40	1.800
Roberto Ramirez, L ERA: 6.43	(8, 1)	0.1		3	1	2	0	0	0	0	0	0	0	0	6	8	0.00	3.000
Brian Boehringer, R ERA: 5.32	(8, 1)	0.2		3	1	0	0	0	0	0	0	0	0	0	6	10	0.00	1.500

PITCHER	IP	WLS	BF	H	R	ER	SO	BB	IBB	HBP	BLK	WP	HR	S	P	ERA	WHIP

BOTTOM

San Diego Padres @ Colorado Rockies

Coors Field, Denver, CO

Mon Jul 13 1998, 7:05 PM MDT

Att. 48,098 - Unknown - 93 F

livebaseballscorecards.com

AB	34
R	9
H	11
RBI	9
BB	4
SO	4
LOB	16

Batter	1	2	3	4	5	6	7	8	9	AB	R	H	RBI	BB	SO	LOB
Quilvio Veras, S (1, 4) OBP: 0.394, SLG: 0.359	C B F B B C 3-3 ① K	C B X 1-1 ③ 1B 2-H 1B	C B X 1-1 G6-3			C F B X 1-2 ① FC6-4 1-2f			C B C F B F C 2-3 ① K	5	0	1	1	0	2	1
Tony Gwynn, L (1, 9) OBP: 0.365, SLG: 0.451 Trevor Hoffman, R (9, 1)	X 0-0 ② F7	C B 1 B X SAFE 2-1 1-2 1B		B C F X 1-2 ① F8		X 0-0 ② F9			X 0-0 ② F8	5 0	0 0	1 0	0 0	0 0	0 0	1 0
Ken Caminiti, S (1, 5) OBP: 0.373, SLG: 0.554	F B C X 1-2 1B 2B 2B	X 0-0 ③ F8		B B C F B X 3-2 HR		B C B C F S 2-3 ③ K			X 0-0 ③ L9	5	2	2	1	0	1	3
Greg Vaughn, R (1, 7) OBP: 0.386, SLG: 0.651	B F B B X 3-1 2B 2-3 1B		B B B C B 4-1 HR BB	B F F X 1-2 ② P6			C X 0-1 ① G2-3			3	2	1	0	1	0	0
Wally Joyner, L (1, 3) OBP: 0.392, SLG: 0.478	C B X 1-1 1-H 3-H 2B		B C B B X 2-1 1-H HR	X 0-0 ③ F8			F B X 1-1 ② G4-3			4	1	2	4	0	0	0
Steve Finley, L (1, 8) OBP: 0.304, SLG: 0.390	B B C S S 2-3 ③ K		C S F B B X 2-2 HR 1B		C C X 0-2 ① G4-3		F F X 0-2 ③ L7			4	1	1	0	0	1	1
Jim Leyritz, R (1, 2) OBP: 0.398, SLG: 0.549 Scott Sanders, R (5, 1) Mark Sweeney, L (8, PH) OBP: 0.302, SLG: 0.293 Dan Miceli, R (8, 1) OBP: 1.000, SLG: 1.000 Ruben Rivera, R (9, 9) OBP: 0.386, SLG: 0.466		C C B F B B B 4-2 24 SH3-4 1B BB	B X 1-0 1-H HR		C X 0-1 ② G6-3			B X 1-0 ① F7		2 0 1 0 0	2 0 0 0 0	1 0 0 0 0	2 0 0 0 0	1 0 0 0 0	0 0 0 0 0	0 0 0 0 0
Chris Gomez, R (1, 6) OBP: 0.324, SLG: 0.351		X 0-0 ① P3	B X 1-0 ① F8		B X 1-0 ③ G4-3			B B X 2-0 ② G6-3		4	0	0	0	0	0	1
24 Mark Langston, R (1, 1) OBP: 0.222, SLG: 0.188 Carlos Hernandez, R (5, 2) OBP: 0.311, SLG: 0.391		X 0-0 ② SH3-4 1-2	C B X 1-1 ② G6-3			X 0-0 FC6-4 1B		B S X 1-1 ③ G1-3		1 2	0 0	0 1	0 0	0 0	0 0	0 0
Inning Stats	R: 2 E: 0 K: 2 S: 14 H: 3 LOB: 1 BB: 0 P: 24	R: 1 E: 0 K: 0 S: 10 H: 2 LOB: 2 BB: 1 P: 17	R: 4 E: 0 K: 0 S: 13 H: 3 LOB: 0 BB: 1 P: 25	R: 1 E: 0 K: 0 S: 10 H: 1 LOB: 0 BB: 0 P: 15	R: 0 E: 0 K: 0 S: 6 H: 0 LOB: 0 BB: 0 P: 7	R: 0 E: 0 K: 1 S: 9 H: 1 LOB: 1 BB: 0 P: 12	R: 0 E: 0 K: 0 S: 7 H: 0 LOB: 0 BB: 0 P: 8	R: 0 E: 0 K: 0 S: 4 H: 0 LOB: 0 BB: 0 P: 8	R: 0 E: 0 K: 1 S: 7 H: 0 LOB: 0 BB: 0 P: 9	1B: 5 2B: 2 3B: 0 HR: 3 SF: 0 SAC: 1 DP: 0 HBP: 0						

PITCHER		IP	WLS	BF	H	R	ER	SO	BB	IBB	HBP	BLK	WP	HR	S	P	ERA	WHIP
Darryl Kile, R ERA: 5.3	(1, 1)	3.0	L	19	8	7	7	2	2	0	0	0	0	2	37	66	21.00	3.333
David Wainhouse, R ERA: 5.4	(4, 1)	2.0		7	1	1	1	0	0	0	0	0	0	1	16	22	4.50	0.500
Mike Munoz, L ERA: 5.61	(6, 1)	1.0		4	1	0	0	1	0	0	0	0	0	0	9	12	0.00	1.000
Curt Leskanic, R ERA: 4.4	(7, 1)	2.0		6	0	0	0	0	0	0	0	0	0	0	11	16	0.00	0.000
Chuck McElroy, L ERA: 1.67	(9, 1)	1.0		3	0	0	0	1	0	0	0	0	0	0	7	9	0.00	0.000

PITCHER	IP	WLS	BF	H	R	ER	SO	BB	IBB	HBP	BLK	WP	HR	S	P	ERA	WHIP

TOP

San Diego Padres @ Colorado Rockies

Coors Field, Denver, CO

Tue Jul 14 1998, 7:05 PM MDT

Att. 48,114 - Cloudy - 88 F

livebaseballscorecards.com

AB	36
R	8
H	10
RBI	8
BB	2
SO	4
LOB	7

PA: 39

WP: 0 PB: 0 SB: 0 CS: 0

BOTTOM

San Diego Padres @ Colorado Rockies
Coors Field, Denver, CO
Tue Jul 14 1998, 7:05 PM MDT
Att. 48,114 - Cloudy - 88 F

Batter	1	2	3	4	5	6	7	8	9	AB R H RBI BB SO LOB
Neifi Perez, S (1, 6) OBP: 0.325, SLG: 0.393	X; 0-0; P3; ①	B X; 1-0; P3; ②		C F B X; 1-2; G5-3; ③		B B F B X; 3-1; P5; ①		C X; 0-1; G4-3; ②		5 0 0 0 0 0 2
Ellis Burks, R (1, 8) OBP: 0.355, SLG: 0.519	B F S B B B; 4-2; BB; 1B; HR	B B C C X; 2-2; F7; ③			S F B B B X; 3-2; 1B; FC6-4; BB; 17 HR	C B S C; 1-3; K; ②		X; 0-0; 1B		4 2 2 0 1 1 1
Dante Bichette, R (1, 7) OBP: 0.356, SLG: 0.521	X; 0-0; F8; ②		C F X; 0-2; G1-3; ①		B B F F F B F 1 SAFE B; 4-2; BB; FC6-4; 1-2	C S X; 0-2; G6-3; ③		F F F 1 SAFE X; 0-2; F8; ③		4 0 0 0 1 0 2
Larry Walker, L (1, 9) OBP: 0.401, SLG: 0.560	1 SAFE B X; 1-0; 1B; HR; 1-2		X; 0-0; G3-1; ②		B X; 1-0; F7; ①		X; 0-0; L9; ①		C B S F S; 1-3; K2-3; ①	5 1 1 0 0 1 2
Vinny Castilla, R (1, 5) OBP: 0.353, SLG: 0.587	B S B C X; 2-2; HR; 1-H 2-H		S X; 0-1; 1B		F X; 0-1; FC6-4; 17 HR; 1-2f 2-3; ②		C C B S; 1-3; K; ②		B B B C X; 3-1; F8; ②	5 2 2 3 0 1 2
17 Todd Helton, L (1, 3) OBP: 0.359, SLG: 0.512	X; 0-0; 1B		B X; 1-0; P6; ③		C X; 0-1; HR; 1-H 3-H		B F B X; 2-1; 1B; 3; 2B		C X; 0-1; 1B; 3; FC6-4	5 1 4 3 0 0 1
3 Mike Lansing, R (1, 4) OBP: 0.306, SLG: 0.357	X; 0-0; G4-3; ③			B F X; 1-1; 2B	B X; 1-0; 2B; 2B		B B X; 2-0; 2B; 1-3		B B X; 2-0; FC6-4; 1-2f; ③	5 1 3 0 0 0 2
Kirt Manwaring, R (1, 2) OBP: 0.354, SLG: 0.363 Jeff Barry, S (7, PH) OBP: 0.222, SLG: 0.212 Jeff Reed, L (8, 2) OBP: 0.352, SLG: 0.417		C B X; 1-1; 1B; G6-3		B B B C X; 3-1; L6; ①	X; 0-0; 2B; 2-H		X; 0-0; F7; ③	X; 0-0; F7; ①		3 0 2 1 0 0 1 1 0 0 0 0 0 2 0 0 0 0 0 0 0
Darryl Kile, R (1, 1) OBP: 0.289, SLG: 0.364 David Wainhouse, L (4, 1) John Vander Wal, L (5, PH) OBP: 0.375, SLG: 0.517 Mike Munoz, L (6, 1) Curt Leskanic, R (7, 1) 1 Curtis Goodwin, L (8, PH) OBP: 0.320, SLG: 0.306 Chuck McElroy, L (9, 1)		B B 1 SAFE 1 SAFE F F B X; 3-2; G6-3; 1-2; ①		C S B B X; 2-2; G1-3; ②	S F F B B F F C; 2-3; K; ③					1 0 0 0 0 0 1 1 0 0 0 0 0 1 1 0 0 0 0 1 1 0 0 0 0 0 0 0 0 0 0 0 0 0 0 1 0 0 0 0 0 0 0 0 0 0 0 0 0

livebaseballscorecards.com

AB	41
R	7
H	14
RBI	7
BB	2
SO	4
LOB	18

Inning Stats	1	2	3	4	5	6	7	8	9
R	3	0	0	0	4	0	0	0	0
E	0	0	0	0	0	0	0	0	0
K	0	0	0	0	1	1	1	0	1
S	10	9	7	10	20	8	8	8	9
H	3	1	1	1	4	0	2	1	1
LOB	1	1	1	1	1	0	2	1	1
BB	1	0	0	0	1	0	0	0	0
P	17	16	8	17	31	12	13	8	15

1B: 8, 2B: 4, 3B: 0, HR: 2; SF: 0, SAC: 0, DP: 0, HBP: 0
WP: 0, PB: 0, SB: 0, CS: 0; PA: 43

PITCHER		IP	WLS	BF	H	R	ER	SO	BB	IBB	HBP	BLK	WP	HR	S	P	ERA	WHIP
24 Mark Langston, L ERA: 5.34	(1, 1)	4.2		25	9	7	7	0	2	0	0	0	0	2	49	80	13.50	2.357
Scott Sanders, R ERA: 15.15	(5, 1)	2.1	W	10	3	0	0	3	0	0	0	0	0	0	23	34	0.00	1.286
Dan Miceli, R ERA: 3.83	(8, 1)	1.0		4	1	0	0	0	0	0	0	0	0	0	8	8	0.00	1.000
Trevor Hoffman, R ERA: 1.77	(9, 1)	1.0	S	4	1	0	0	1	0	0	0	0	0	0	9	15	0.00	1.000

PITCHER	IP	WLS	BF	H	R	ER	SO	BB	IBB	HBP	BLK	WP	HR	S	P	ERA	WHIP

Batter	1	2	3	4	5	6	7	8	9	AB	R	H	RBI	BB	SO	LOB
Quilvio Veras, S (1, 4) OBP: 0.394, SLG: 0.355	C S B F X 1-2 ① G5-3		C B C F X 1-2 ② G3-1		B B B B 4-0 G6-4-3 BB		X 0-0 ① G4-3		B B F C B F F B 4-2 1B BB	3	0	0	0	2	0	0
Tony Gwynn, L (1, 9) OBP: 0.363, SLG: 0.447 Ruben Rivera, R (9, PR) OBP: 0.386, SLG: 0.466 (9, 9)	B X 1-0 ② F8		C X 0-1 ③ G6-3		1 SAFE 1 SAFE B 1 SAFE C X 1-1 ① ② G6-4-3 1-2f		B B B C X 3-1 ② G4-3		C 1 SAFE X 0-1 1-3 1B	5 0	0 0	1 0	0 0	0 0	0 0	1 0
Ken Caminiti, S (1, 5) OBP: 0.373, SLG: 0.553	B X 1-0 ③ G3			X 0-0 ① G6-3	B B B B 4-0 1B 1B BB		X 0-0 S 2B		C B F S 1-3 ③ K	4	1	1	0	1	1	2
Greg Vaughn, R (1, 7) OBP: 0.389, SLG: 0.655		B X 1-0 2B 2B		C X 0-1 1B HR 1B	X 0-0 1B 1-3 1B		C B S C 1-3 ③ K 2-3			4	2	3	0	0	1	1
Wally Joyner, L (1, 3) OBP: 0.397, SLG: 0.485		X 0-0 G4-3 SF9 2-H 2B		X 0-0 1-3 HR 1B	C 1 SAFE B X 1-1 1-3 3-H 1B			X 0-0 ① P7		4	2	3	2	0	0	0
Steve Finley, L (1, 8) OBP: 0.303, SLG: 0.397		X 0-0 ① G4-3 2-3		X 0-0 1-H 3-H HR	B 1 SAFE F X 1-1 ③ F8			C F F B X 1-2 ② G4-3		4	1	1	3	0	0	3
Carlos Hernandez, R (1, 2) OBP: 0.310, SLG: 0.390		B F F F X 1-2 ② SF9 3-H		C F B X 1-2 BB 1B		S X 0-1 ① P8		B S B F B F X 3-2 ③ G3		3	0	1	1	0	0	0
Chris Gomez, R (1, 6) OBP: 0.323, SLG: 0.347		B B F X 2-1 ③ G5-3		1 C B F F B F 4-2 B ② 1-2 BB		B B B S F X 3-2 ② P6			C S B B S 2-3 ① K	3	0	0	0	1	1	0
Kevin Brown, R (1, 1) OBP: 0.245, SLG: 0.234			B T F C 1-3 ① K	X 0-0 ③ B1-3		F X 0-1 ③ F9			C F B T 1-2 ② K	4	0	0	0	0	2	1
Inning Stats	R: 0 H: 0 E: 0 LOB: 0 K: 0 BB: 0 S: 6 P: 9	R: 2 H: 2 E: 0 LOB: 0 K: 0 BB: 0 S: 9 P: 13	R: 0 H: 0 E: 0 LOB: 0 K: 1 BB: 0 S: 9 P: 11	R: 3 H: 4 E: 0 LOB: 1 K: 0 BB: 1 S: 14 P: 19	R: 1 H: 2 E: 0 LOB: 2 K: 0 BB: 2 S: 7 P: 18	R: 0 H: 0 E: 0 LOB: 0 K: 0 BB: 0 S: 7 P: 10	R: 0 H: 1 E: 0 LOB: 1 K: 1 BB: 0 S: 7 P: 11	R: 0 H: 0 E: 0 LOB: 0 K: 0 BB: 0 S: 9 P: 13	R: 0 H: 1 E: 0 LOB: 2 K: 3 BB: 1 S: 15 P: 23	1B: 6 SF: 1 2B: 3 SAC: 0 3B: 0 DP: 1 HR: 1 HBP: 0						

TOP

San Diego Padres @ Colorado Rockies

Coors Field, Denver, CO

Wed Jul 15 1998, 7:05 PM MDT

Att. 48,369 - Cloudy - 89 F

livebaseballscorecards.com

AB	34
R	6
H	10
RBI	6
BB	4
SO	5
LOB	8

PITCHER		IP	WLS	BF	H	R	ER	SO	BB	IBB	HBP	BLK	WP	HR	S	P	ERA	WHIP
Jamey Wright, R ERA: 6.24	(1, 1)	4.2	L	23	8	6	6	1	3	0	0	0	0	1	43	67	11.57	2.357
Mike DeJean, R ERA: 2.12	(5, 1)	1.1		4	0	0	0	0	0	0	0	0	0	0	9	13	0.00	0.000
Chuck McElroy, L ERA: 1.61	(7, 1)	1.2		6	1	0	0	1	0	0	0	0	0	0	12	17	0.00	0.600
Dave Veres, R ERA: 3.5	(8, 1)	0.1		1	0	0	0	0	0	0	0	0	0	0	4	7	0.00	0.000
Jerry Dipoto, R ERA: 4.32	(9, 1)	1.0		5	1	0	0	3	1	0	0	0	0	0	15	23	0.00	2.000

PITCHER	IP	WLS	BF	H	R	ER	SO	BB	IBB	HBP	BLK	WP	HR	S	P	ERA	WHIP

San Diego Padres @ Colorado Rockies

Coors Field, Denver, CO

Wed Jul 15 1998, 7:05 PM MDT

Att. 48,369 - Cloudy - 89 F

livebaseballscorecards.com

BOTTOM

Batter	1	2	3	4	5	6	7	8	9	AB	R	H	RBI	BB	SO	LOB
Neifi Perez, S (1, 6) OBP: 0.321, SLG: 0.388	G6-3	P7		P6			G3		G3	5	0	0	0	0	0	4
Ellis Burks, R (1, 8) OBP: 0.350, SLG: 0.511	K		G5-3	F8			K		K	5	0	0	0	0	3	1
Dante Bichette, R (1, 7) OBP: 0.360, SLG: 0.525	FC6-4 1B		1B 2B		K		BB 1B			4	1	3	0	0	1	0
Larry Walker, L (1, 9) OBP: 0.402, SLG: 0.558	FC6-4 1-2f		1B 17 2B 2-H 1B		G1-3		1-2 BB			3	1	1	1	1	0	1
Vinny Castilla, R (1, 5) OBP: 0.355, SLG: 0.586		17 G3-6-3 1B	17 2B 1-3 1B		G6-3		G5			4	0	2	0	0	0	2
17 Todd Helton, L (1, 3) OBP: 0.358, SLG: 0.512		G3-6-3 1-2f	1-H 2B 3-H			K		P4		4	0	1	1	0	1	1
3 Mike Lansing, R (1, 4) OBP: 0.305, SLG: 0.356		1B 1B 1B	K			G6-3		K		4	0	1	0	0	2	1
Jeff Reed, L (1, 2) OBP: 0.361, SLG: 0.427		SAFE 1B 1-2 1B		SH1-4 1B		1B		1B		4	0	3	0	0	1	0
Jamey Wright, R (1, 1) OBP: 0.194, SLG: 0.200 Mike DeJean, R (5, 1) Jeff Barry, S (6, PH) OBP: 0.216, SLG: 0.206 Chuck McElroy, L (7, 1) Dave Veres, R (8, 1) OBP: 0.500, SLG: 0.500 Jerry Dipoto, R (9, 1) John Vander Wal, L (9, PH) OBP: 0.370, SLG: 0.508		1-2 1B 1-2 2-3		SH1-4 1-2		K			K	1 0 1 0 0 0 0 1	0 0 0 0 0 0 0 0	1 0 0 0 0 0 0 0	0 0 0 0 0 0 0 0	0 0 1 0 0 0 0 0	0 0 0 0 0 0 0 1	0 0 1 0 0 0 0 0
Inning Stats	R: 0 E: 0 K: 1 S: 10 H: 1 LOB: 1 BB: 0 P: 13	R: 0 E: 0 K: 0 S: 14 H: 4 LOB: 3 BB: 0 P: 21	R: 2 E: 0 K: 1 S: 10 H: 4 LOB: 1 BB: 0 P: 18	R: 0 E: 0 K: 0 S: 5 H: 1 LOB: 1 BB: 0 P: 8	R: 0 E: 0 K: 1 S: 8 H: 0 LOB: 0 BB: 0 P: 11	R: 0 E: 0 K: 2 S: 15 H: 1 LOB: 1 BB: 0 P: 18	R: 0 E: 0 K: 1 S: 11 H: 1 LOB: 2 BB: 1 P: 17	R: 0 E: 0 K: 2 S: 8 H: 0 LOB: 0 BB: 0 P: 9	R: 0 E: 0 K: 2 S: 8 H: 0 LOB: 0 BB: 0 P: 11	1B: 10 2B: 2 3B: 0 HR: 0 SF: 0 SAC: 1 DP: 1 HBP: 0	WP: 0 PB: 0 SB: 0 CS: 0 PA: 38					

PITCHER	IP	WLS	BF	H	R	ER	SO	BB	IBB	HBP	BLK	WP	HR	S	P	ERA	WHIP
Kevin Brown, R (1, 1) ERA: 2.59	9.0	W	38	12	2	2	10	1	0	0	0	0	0	89	126	2.00	1.444

PITCHER	IP	WLS	BF	H	R	ER	SO	BB	IBB	HBP	BLK	WP	HR	S	P	ERA	WHIP

AB	36
R	2
H	12
RBI	2
BB	1
SO	10
LOB	11

San Diego Padres @ Cincinnati Reds

Cinergy Field, Cincinnati, OH

Fri Jul 17 1998, 7:05 PM EDT

Att. 26,443 - Cloudy - 80 F

TOP

livebaseballscorecards.com

Batter	1	2	3	4	5	6	7	8	9	AB	R	H	RBI	BB	SO	LOB
Quilvio Veras, S (1, 4) OBP: 0.397, SLG: 0.355	4-1 BB HR BB	3-1 G4-6-3 1-2 1B		1-1 G6-3 ②	4-2 BB		2-2 F7 ②		4-2 E BB BB	3	1	1	0	2	0	1
Ed Giovanola, L (7, 4) OBP: 0.350, SLG: 0.373										0	0	0	0	1	0	0
Tony Gwynn, L (1, 9) OBP: 0.364, SLG: 0.465	1 SAFE 1-2 F9 ①	2-2 G4-6-3 ① ② 1-2f 2-3		1-2 HR	3-1 F9 ②		0-0 2-H HR		4-2 E 1-2 BB	5	2	2	3	0	0	5
Mark Sweeney, L (7, 9) OBP: 0.308, SLG: 0.293										0	0	0	0	1	0	0
Ken Caminiti, S (1, 5) OBP: 0.374, SLG: 0.549	1 SAFE 1-2 HR BB	2-3 K ③		3-1 1B BB HR 1B	3-2 L8 ③		0-1 G5-3 ③		2-2 E6 1-2 2-3	4	2	1	0	1	1	3
Archi Cianfrocco, R (7, 5) OBP: 0.197, SLG: 0.214	1 SAFE									1	0	0	0	0	0	2
Greg Vaughn, R (1, 7) OBP: 0.394, SLG: 0.673	1-2 1-H 2-H HR	0-0 ① 1B		4-2 1B 1-2 HR BB		1-0 HR		1-0 G6-3 ①	1-3 K ③	4	3	3	4	1	0	0
Brian Boehringer, S (8, 1)										1	0	0	0	0	1	3
Jim Leyritz, R (1, 3) OBP: 0.403, SLG: 0.554	4-0 2B BB	2-0 F8 2B		0-0 1-2 2-3 HR 1B		2-1 G6-3 ①		2-3 K ②		4	1	2	0	1	1	0
Ruben Rivera, R (1, 8) OBP: 0.387, SLG: 0.513	1-1 1-H 2B 2B ②	0-0 F8 ② 2-3		0-1 1-H 2-H 3-H HR		2-3 K ②		0-3 K ③		5	2	2	4	0	2	1
(8, 7)																
Carlos Hernandez, R (1, 2) OBP: 0.312, SLG: 0.392	1-1 2-H 2B	1-1 HBP		2-2 F5-3 ③		1-2 G4-3 ③			0-3 K ①	4	0	1	1	0	1	0
Andy Sheets, R (1, 6) OBP: 0.294, SLG: 0.352	2-3 K2-3 ③	3-3 K ③		0-0 SH3-4 1B		2-1 HR 2B			1-3 K ②	5	1	2	0	0	3	3
Andy Ashby, R (1, 1) OBP: 0.120, SLG: 0.122		4-1 G4-6-3 1B BB		1-3 K ①	0-0 SH3-4 ① 1-2	0-3 K ①			0-0 HR	2	0	0	0	1	2	1
Roberto Ramirez, L (7, 1)										0	0	0	0	0	0	0
Steve Finley, L (8, 8) OBP: 0.305, SLG: 0.406										1	1	1	1	0	0	0
Inning Stats	R: 4 E: 0 K: 1 S: 15 H: 3 LOB: 1 BB: 3 P: 33	R: 0 E: 0 K: 1 S: 9 H: 1 LOB: 1 BB: 1 P: 20	R: 0 E: 0 K: 1 S: 8 H: 2 LOB: 2 BB: 0 P: 14	R: 5 E: 0 K: 1 S: 20 H: 4 LOB: 0 BB: 1 P: 32	R: 0 E: 0 K: 0 S: 9 H: 1 LOB: 2 BB: 1 P: 19	R: 1 E: 0 K: 1 S: 10 H: 1 LOB: 0 BB: 0 P: 16	R: 2 E: 0 K: 1 S: 12 H: 2 LOB: 0 BB: 0 P: 16	R: 0 E: 0 K: 2 S: 7 H: 0 LOB: 0 BB: 0 P: 10	R: 1 E: 1 K: 3 S: 21 H: 1 LOB: 3 BB: 2 P: 33	1B: 5 2B: 4 3B: 0 HR: 6 SF: 0 SAC: 1 DP: 1 HBP: 1							

AB	39
R	13
H	15
RBI	13
BB	8
SO	11
LOB	19

WP: 0 PB: 0 SB: 0 CS: 0 PA: 49

PITCHER		IP	WLS	BF	H	R	ER	SO	BB	IBB	HBP	BLK	WP	HR	S	P	ERA	WHIP
Mike Remlinger, L ERA: 4.42	(1, 1)	1.0	L	10	4	4	4	1	4	0	0	0	0	1	18	43	36.00	8.000
Rick Krivda, L ERA: 4.75	(2, 1)	3.0		15	6	5	5	3	1	0	1	0	0	2	34	56	15.00	2.333
Stan Belinda, R ERA: 3.57	(5, 1)	3.0		14	4	3	3	2	1	0	0	0	0	2	31	51	9.00	1.667
Scott Sullivan, R ERA: 4.73	(8, 1)	1.0		3	0	0	0	2	0	0	0	0	0	0	7	10	0.00	0.000
Danny Graves, R ERA: 3.5	(9, 1)	1.0		7	1	1	1	3	2	0	0	0	0	1	21	33	9.00	3.000

PITCHER	IP	WLS	BF	H	R	ER	SO	BB	IBB	HBP	BLK	WP	HR	S	P	ERA	WHIP

BOTTOM

San Diego Padres @ Cincinnati Reds

Cinergy Field, Cincinnati, OH

Fri Jul 17 1998, 7:05 PM EDT

Att. 26,443 - Cloudy - 80 F

livebaseballscorecards.com

Batter	1	2	3	4	5	6	7	8	9	AB	R	H	RBI	BB	SO	LOB
61 Mike Frank, L (1, 8) OBP: 0.300, SLG: 0.301	B B X 2-0 G4-3 ①	B B F B C X 3-2 G4-3 ③			F B B B F F X 3-2 F7 ①		S S X 0-2 WP WP 2-H 1B		C B C B S 2-3 K ①	5	0	1	1	0	1	2
Sean Casey, L (1, 3) OBP: 0.323, SLG: 0.288	C F B X 1-2 G4-3 ②		C F B B X 2-2 G4-3 ①		C X 0-1 F8 ②		C S B B B S 3-3 K ② 1-2		B C F F B F F B F 3-2 F X G3-1 ②	5	0	0	0	0	1	1
Barry Larkin, R (1, 6) OBP: 0.381, SLG: 0.483 Chris Stynes, R (7, PH) OBP: 0.318, SLG: 0.346 (8, 4)	F F S 0-3 K ③		B F F F X 1-2 E 1B		B S F X 1-2 1B		C B F F B F X 2-2 P4 ③ 2-3		B B F B B 4-1 BB	3 1	0 0	2 0	0 0	0 0	1 1	0 1
Eddie Taubensee, L (1, 2) OBP: 0.360, SLG: 0.442		B F B X 2-1 1B 2B 2B	X 0-0 E4 1-3		B B X 2-0 L8 ③			F B B S B S 3-3 K ①	B X 1-0 G1-3 ③	5	1	1	0	0	1	3
Paul Konerko, R (1, 5) OBP: 0.280, SLG: 0.331		H 1-0 1B 2B HBP	S B S S 1-3 K ②			C X 0-1 G5-3 ①		B B B B 4-0 BB 1B BB		2	1	0	0	1	1	2
Willie Greene, L (1, 9) OBP: 0.374, SLG: 0.424 (8, 6)	C B F S 1-3 K ①	B C B X 2-1 L4 ③				F B B C S 2-3 K ②		B B C F F X 2-2 BB 1-2 1B		4	0	1	0	0	2	4
Bret Boone, R (1, 4) OBP: 0.334, SLG: 0.463 Scott Sullivan, R (8, 1) OBP: 0.167, SLG: 0.167 Reggie Sanders, R (8, PH) OBP: 0.333, SLG: 0.433 (9, 9)	C X 0-1 2B 1-2 2-3 1B		B C B F F X 2-2 F8 ①			C X 0-1 G6-3 ③		S S B C 1-3 K ②		3 0 1	0 0 0	1 0 0	0 0 0	0 0 0	0 0 1	0 0 2
Dmitri Young, S (1, 7) OBP: 0.368, SLG: 0.508		B B C B F X 3-2 1-3 2-H 3-H 2B			F X 0-1 P5 ②		B X 1-0 61 1B 2B	B B B B 4-0 1-2 2-3 BB		3	1	2	2	1	0	0
Mike Remlinger, L (1, 1) OBP: 0.088, SLG: 0.118 Rick Krivda, R (2, 1) Eduardo Perez, R (4, PH) OBP: 0.301, SLG: 0.273 Stan Belinda, R (5, 1) Melvin Nieves, S (7, PH) OBP: 0.396, SLG: 0.344 (8, 9) Danny Graves, R (9, 1)	C S C 0-3 K ②				F F C 0-3 K ③		C C F S 0-3 K ①	F F S 0-3 K ③		0 1 1 0 2 0	0 0 0 0 0 0	0 0 0 0 0 0	0 0 0 0 0 0	0 1 0 0 0 0	0 2 1 0 2 0	0 2 0 0 4 0
Inning Stats	R: 0 E: 0 K: 1 S: 7 H: 0 LOB: 0 BB: 0 P: 10	R: 2 E: 0 K: 2 S: 17 H: 3 LOB: 2 BB: 0 P: 27	R: 0 E: 1 K: 1 S: 12 H: 1 LOB: 2 BB: 0 P: 18	R: 0 E: 0 K: 1 S: 9 H: 0 LOB: 0 BB: 0 P: 11	R: 0 E: 0 K: 0 S: 10 H: 1 LOB: 1 BB: 0 P: 16	R: 0 E: 0 K: 1 S: 7 H: 0 LOB: 0 BB: 0 P: 9	R: 1 E: 0 K: 2 S: 16 H: 2 LOB: 1 BB: 0 P: 22	R: 0 E: 0 K: 3 S: 14 H: 1 LOB: 3 BB: 2 P: 28	R: 0 E: 0 K: 1 S: 13 H: 0 LOB: 1 BB: 1 P: 23	1B: 5 2B: 3 3B: 0 HR: 0	SF: 0 SAC: 0 DP: 0 HBP: 1			WP: 2 PB: 0 SB: 0 CS: 0	PA: 40		

	AB	36
	R	3
	H	8
	RBI	3
	BB	3
	SO	12
	LOB	21

PITCHER		IP	WLS	BF	H	R	ER	SO	BB	IBB	HBP	BLK	WP	HR	S	P	ERA	WHIP
Andy Ashby, R ERA: 2.53	(1, 1)	6.1	W	28	7	3	3	7	0	0	1	0	0	0	70	100	4.26	1.105
Roberto Ramirez, L ERA: 5.63	(7, 1)	1.0		5	1	0	0	2	1	0	0	0	2	0	15	29	0.00	2.000
Brian Boehringer, R ERA: 5.12	(8, 1)	1.2		7	0	0	0	3	2	0	0	0	0	0	20	35	0.00	1.200

PITCHER	IP	WLS	BF	H	R	ER	SO	BB	IBB	HBP	BLK	WP	HR	S	P	ERA	WHIP

Batter	1	2	3	4	5	6	7	8	9	AB	R	H	RBI	BB	SO	LOB
Quilvio Veras, S (1, 4) OBP: 0.397, SLG: 0.353	G6-3		S 1B		G1-3		BB		G3	4	1	1	0	1	0	2
Tony Gwynn, L (1, 9) OBP: 0.362, SLG: 0.463	F7		1-H 1B		F8		F8			4	0	1	1	0	0	2
Donne Wall, R (7, 1) OBP: 0.333, SLG: 0.333										0	0	0	0	0	0	0
Dan Miceli, R (8, 1) OBP: 1.000, SLG: 1.000										0	0	0	0	0	0	0
Trevor Hoffman, R (8, 1)										0	0	0	0	0	0	0
Ken Caminiti, S (1, 5) OBP: 0.372, SLG: 0.548	PB 2B		G4-3			L4		K		4	0	1	0	0	1	1
Greg Vaughn, R (1, 7) OBP: 0.393, SLG: 0.677	P3			HR		G6-3		K		4	1	1	1	0	1	1
Wally Joyner, L (1, 3) OBP: 0.395, SLG: 0.480		F8		G4-3				K		3	0	0	0	1	1	0
Steve Finley, L (1, 8) OBP: 0.304, SLG: 0.405		K		G5-3 1B		P6			P2	4	0	1	0	0	1	1
Carlos Hernandez, R (1, 2) OBP: 0.311, SLG: 0.390		P6		G5-3 1-2			SH5-4 1B		F7	4	0	1	0	0	0	1
Chris Gomez, R (1, 6) OBP: 0.323, SLG: 0.350			F9	K			SH5-4 1-2		2B	3	0	1	0	0	1	1
Joey Hamilton, R (1, 1) OBP: 0.174, SLG: 0.267			K		G4-3				BB	2	0	0	0	0	1	0
Mark Sweeney, L (7, PH) OBP: 0.306, SLG: 0.290										1	0	0	0	0	1	1
Ruben Rivera, R (7, 9) OBP: 0.394, SLG: 0.513							K			0	0	0	0	1	0	0
Inning Stats	R: 0 E: 0 K: 0 S: 7 H: 1 LOB: 1 BB: 0 P: 10	R: 0 E: 0 K: 1 S: 7 H: 0 LOB: 0 BB: 0 P: 10	R: 1 E: 0 K: 1 S: 10 H: 2 LOB: 0 BB: 0 P: 17	R: 1 E: 0 K: 1 S: 12 H: 2 LOB: 1 BB: 0 P: 17	R: 0 E: 0 K: 0 S: 8 H: 0 LOB: 0 BB: 0 P: 11	R: 0 E: 0 K: 0 S: 10 H: 0 LOB: 1 BB: 1 P: 20	R: 0 E: 0 K: 1 S: 9 H: 1 LOB: 2 BB: 1 P: 15	R: 0 E: 0 K: 3 S: 11 H: 0 LOB: 0 BB: 0 P: 13	R: 0 E: 0 K: 0 S: 8 H: 1 LOB: 2 BB: 1 P: 15	1B: 4 2B: 2 3B: 0 HR: 1	SF: 0 SAC: 1 DP: 0 HBP: 0						

PITCHER	IP	WLS	BF	H	R	ER	SO	BB	IBB	HBP	BLK	WP	HR	S	P	ERA	WHIP
Pete Harnisch, R (1, 1) ERA: 3.06	7.0	L	29	6	2	2	4	2	0	0	0	0	1	63	100	2.57	1.143
Gabe White, L (8, 1) ERA: 4.47	1.2		6	1	0	0	3	0	0	0	0	0	0	16	20	0.00	0.600
Scott Sullivan, R (9, 1) ERA: 4.71	0.1		2	0	0	0	0	1	0	0	0	0	0	3	8	0.00	3.000

PITCHER	IP	WLS	BF	H	R	ER	SO	BB	IBB	HBP	BLK	WP	HR	S	P	ERA	WHIP

TOP

San Diego Padres @ Cincinnati Reds

Cinergy Field, Cincinnati, OH

Sat Jul 18 1998, 7:05 PM EDT

Att. 30,289 - Unknown - 83 F

livebaseballscorecards.com

AB	33
R	2
H	7
RBI	2
BB	3
SO	7
LOB	10

1B: 4	SF: 0	WP: 0	PA: 37
2B: 2	SAC: 1	PB: 1	
3B: 0	DP: 0	SB: 1	
HR: 1	HBP: 0	CS: 0	

Batter	1	2	3	4	5	6	7	8	9	AB	R	H	RBI	BB	SO	LOB
Reggie Sanders, R (1, 8) OBP: 0.332, SLG: 0.434	B S X 1-1 F8 ①		B B X 2-0 G6-3 ①			B S F B X 2-2 2B 2B		C F C 0-3 K ①		4	1	1	0	0	1	0
Sean Casey, L (1, 3) OBP: 0.328, SLG: 0.313 Chris Stynes, R (8, PR) OBP: 0.318, SLG: 0.346 (9, 5)	B X 1-0 L8 ②		C X 0-1 L8 ②			B B X 2-0 G1-3 2-H 2B		C C X 0-2 G6-3 2B		4 0	0 0	2 0	1 0	0 0	0 0	0 0
Barry Larkin, R (1, 6) OBP: 0.377, SLG: 0.477	B X 1-0 L7 ③		C C F B F S 1-3 K ③			F X 0-1 G1-3 2-3 ①		B B X 2-0 G6-3 2-3 ②		4	0	0	0	0	1	2
Eddie Taubensee, L (1, 2) OBP: 0.358, SLG: 0.438		B F B B C F F B 4-2 1B BB		F S X 0-2 G3 ①		B C C B S 2-3 K ②		X 0-0 G6-3 ③		3	0	0	0	1	1	3
Paul Konerko, R (1, 5) OBP: 0.274, SLG: 0.324 (9, 3)	B C C F X 1-2 L8 ①			B S X 1-1 G4-3 ②		B B X 2-0 G4-3 ③			X 0-0 F9 ①	4	0	0	0	0	0	2
Bret Boone, R (1, 4) OBP: 0.336, SLG: 0.464	B 1 SAFE B C B X 3-1 BB 1-3 1B			B B F X 2-1 G4-3 ③			B X 1-0 1B		C F F S 0-3 K ②	4	0	2	0	0	1	0
Dmitri Young, S (1, 7) OBP: 0.363, SLG: 0.502	B S C F S 1-3 K ②				X 0-0 G6-3 ①		S B F B S 2-3 K ①		B B C F F X 2-2 F9 ③	4	0	0	0	0	2	3
Willie Greene, L (1, 9) OBP: 0.374, SLG: 0.421		B S F B B B 4-2 1-2 BB			C B B S B X 3-2 G4-3 ②		S C B B X 2-2 F9 ②			2	0	0	0	1	0	1
Pete Harnisch, S (1, 1) OBP: 0.130, SLG: 0.111 Melvin Nieves, S (7, PH) OBP: 0.393, SLG: 0.341 Gabe White, L (8, 1) OBP: 0.250, SLG: 0.250 Scott Sullivan, R (9, 1) OBP: 0.167, SLG: 0.167		C X 0-1 G4-3 ③			S C B B B S 2-3 K2-3 ③		B B B C S S 3-3 K ③			2 1 0 0	0 0 0 0	0 0 0 0	0 0 0 0	1 1 0 0	3 1 0 0	3 1 0 0
Inning Stats	R: 0 E: 0 K: 0 S: 4 H: 0 LOB: 0 BB: 0 P: 7	R: 0 E: 0 K: 1 S: 18 H: 1 LOB: 3 BB: 2 P: 31	R: 0 E: 0 K: 1 S: 8 H: 0 LOB: 0 BB: 0 P: 11	R: 0 E: 0 K: 0 S: 7 H: 0 LOB: 0 BB: 0 P: 10	R: 0 E: 0 K: 1 S: 7 H: 0 LOB: 0 BB: 0 P: 12	R: 1 E: 0 K: 1 S: 10 H: 2 LOB: 1 BB: 0 P: 18	R: 0 E: 0 K: 2 S: 10 H: 1 LOB: 1 BB: 0 P: 18	R: 0 E: 0 K: 1 S: 8 H: 1 LOB: 2 BB: 0 P: 10	R: 0 E: 0 K: 1 S: 9 H: 0 LOB: 0 BB: 0 P: 11	1B: 2 2B: 3 3B: 0 HR: 0	SF: 0 SAC: 0 DP: 0 HBP: 0			WP: 0 PB: 0 SB: 0 CS: 0	PA: 34		

PITCHER		IP	WLS	BF	H	R	ER	SO	BB	IBB	HBP	BLK	WP	HR	S	P	ERA	WHIP
Joey Hamilton, R ERA: 4.89	(1, 1)	6.0	W	23	3	1	1	4	2	0	0	0	0	0	54	89	1.50	0.833
Donne Wall, R ERA: 2.81	(7, 1)	1.0		4	1	0	0	2	0	0	0	0	0	0	10	18	0.00	1.000
Dan Miceli, R ERA: 3.77	(8, 1)	0.2		3	1	0	0	1	0	0	0	0	0	0	7	9	0.00	1.500
Trevor Hoffman, R ERA: 1.71	(8, 1)	1.1	S	4	0	0	0	1	0	0	0	0	0	0	10	12	0.00	0.000

PITCHER	IP	WLS	BF	H	R	ER	SO	BB	IBB	HBP	BLK	WP	HR	S	P	ERA	WHIP

BOTTOM

San Diego Padres @ Cincinnati Reds

Cinergy Field, Cincinnati, OH

Sat Jul 18 1998, 7:05 PM EDT

Att. 30,289 - Unknown - 83 F

livebaseballscorecards.com

AB	32
R	1
H	5
RBI	1
BB	2
SO	8
LOB	15

Batter	1	2	3	4	5	6	7	8	9	AB	R	H	RBI	BB	SO	LOB
Quilvio Veras, S (1, 4) OBP: 0.397, SLG: 0.352	C B B C F B B 4-2 1B FC5-4 BB	C X 0-1 2-H 1B 1B		S X 0-1 ① G6-3		C X 0-1 ② FC1-5 BB 2-3		X 0-0 FC4 BB 1-2 2-3		4	2	1	1	1	0	3
Tony Gwynn, L (1, 9) OBP: 0.366, SLG: 0.464 Dan Miceli, R (8, 1) OBP: 1.000, SLG: 1.000 Roberto Ramirez, L (8, 1) Trevor Hoffman, R (9, 1)	B C 1 SAFE 1 SAFE 1 SAFE X 1-2 FC5-4 HBP 1-3 1B	C B B X 2-1 2-H HR 1B		C X 0-1 ② G4-3		1 SAFE B B 1 SAFE 1 B C B 4-1 FC6-4 1-2 BB		C B B B X 3-1 ② SF8 3-H		3 0 0 0	1 0 0 0	2 0 0 0	2 0 0 0	1 0 0 0	0 0 0 0	0 0 0 0
Ken Caminiti, S (1, 5) OBP: 0.373, SLG: 0.542	S H 1-1 1-2 FC5-4 HBP	C C B B S 2-3 ② K		C B B C B X 3-2 ③ P2		C X 0-1 ③ FC6-4 1-2f		F B B S F B B 4-2 1-2 2-3 BB		3	0	0	0	1	1	3
Greg Vaughn, R (1, 7) OBP: 0.393, SLG: 0.682	B C C B F S 2-3 ① K	C B B F B F X 3-2 1-H HR			B B B C F F F X 3-2 S BB 1B		C B X 1-1 ① L7	X 0-0 ③ P2		5	1	2	2	0	1	6
Wally Joyner, L (1, 3) OBP: 0.395, SLG: 0.475	C F B X 1-2 ② FC5-4 FC6-4 1-2f 2-3 3-H	B B X 2-0 ③ L6			C B B B 1 SAFE B 4-1 CS 1-2 BB		X 0-0 ② G4-3		B C F F B B B 4-2 BB	3	0	0	1	2	0	2
Steve Finley, L (1, 8) OBP: 0.303, SLG: 0.402	X 0-0 ③ FC6-4 1-2f	B F F F B F F F B 3-2 X PB 1B			F B F F S 1-3 ① K 2-3		S F F B X 1-2 ③ F7		C X 0-1 ① F7	5	0	1	0	0	1	5
Jim Leyritz, R (1, 2) OBP: 0.400, SLG: 0.544 Ruben Rivera, R (8, 9) OBP: 0.389, SLG: 0.506	F B F B B B 4-2 2B BB	C 1 SAFE S F B B S 2-3 ① K 1-2			B B C S S 2-3 ② ③ K 1-2			B F S B B C 3-3 ① K	S S C 0-3 ② K	3 1	1 0	0 0	0 0	1 0	3 1	3 1
Chris Gomez, R (1, 6) OBP: 0.327, SLG: 0.354	C C X 0-2 1-H 1B 2B	C B B F B S 3-3 ② K				C B C B F B B 4-2 FC1-5 SH3 BB		F B B B S B 4-2 FC4 BB SF8 BB	C B F B S 2-3 ③ K	3	2	1	1	2	2	2
Sterling Hitchcock, L (1, 1) OBP: 0.192, SLG: 0.192 Scott Sanders, R (5, 1) Donne Wall, R (7, 1) OBP: 0.333, SLG: 0.333 Mark Sweeney, L (8, PH) OBP: 0.312, SLG: 0.290 Carlos Hernandez, R (8, 2) OBP: 0.311, SLG: 0.390	X 0-0 ① G4-3	X 0-0 ③ G6-3				X 0-0 ① SH3 1-2		C B 1 SAFE B B B 4-1 BB E 1-2 BB		2 0 0 0 0	0 0 0 0 0	0 0 0 0 0	0 0 0 0 1	0 0 0 0 0	0 0 0 0 0	2 0 0 0 0
Inning Stats	R: 1 E: 0 K: 1 S: 15 H: 1 LOB: 2 BB: 1 P: 24	R: 5 E: 0 K: 1 S: 18 H: 4 LOB: 0 BB: 1 P: 31	R: 0 E: 0 K: 2 S: 15 H: 1 LOB: 1 BB: 0 P: 23	R: 0 E: 0 K: 0 S: 7 H: 0 LOB: 0 BB: 0 P: 10	R: 0 E: 0 K: 2 S: 12 H: 1 LOB: 1 BB: 1 P: 22	R: 0 E: 0 K: 0 S: 9 H: 0 LOB: 2 BB: 2 P: 17	R: 0 E: 0 K: 0 S: 7 H: 0 LOB: 0 BB: 0 P: 9	R: 1 E: 1 K: 1 S: 13 H: 0 LOB: 3 BB: 3 P: 31	R: 0 E: 0 K: 2 S: 11 H: 0 LOB: 1 BB: 1 P: 17	1B: 5 2B: 1 3B: 0 HR: 1 SF: 1 SAC: 1 DP: 0 HBP: 1						

PITCHER		IP	WLS	BF	H	R	ER	SO	BB	IBB	HBP	BLK	WP	HR	S	P	ERA	WHIP
Scott Winchester, R ERA: 4.88	(1, 1)	1.1		11	4	5	5	1	2	0	1	0	0	0	25	40	33.75	4.500
Scott Sullivan, R ERA: 4.73	(2, 1)	1.2		7	2	1	1	3	0	0	0	0	0	1	23	38	5.40	1.200
Rick Krivda, L ERA: 4.58	(4, 1)	1.1		6	1	0	0	1	1	0	0	0	0	0	16	27	0.00	1.500
Danny Graves, R ERA: 3.31	(5, 1)	2.2		9	0	0	0	1	2	0	0	0	0	0	19	31	0.00	0.750
26 John Hudek, R ERA: 3.03	(8, 1)	2.0	L	11	0	1	0	3	4	0	0	0	0	0	24	48	0.00	2.000

PITCHER	IP	WLS	BF	H	R	ER	SO	BB	IBB	HBP	BLK	WP	HR	S	P	ERA	WHIP

TOP

San Diego Padres @ Cincinnati Reds

Cinergy Field, Cincinnati, OH

Sun Jul 19 1998, 3:33 AM EDT
Att. 23,439 - Overcast - 84 F

livebaseballscorecards.com

AB	32
R	7
H	7
RBI	7
BB	9
SO	9
LOB	27

San Diego Padres @ Cincinnati Reds

Cinergy Field, Cincinnati, OH

Sun Jul 19 1998, 3:33 AM EDT

Att. 23,439 - Overcast - 84 F

livebaseballscorecards.com

BOTTOM

Batter	1	2	3	4	5	6	7	8	9	AB	R	H	RBI	BB	SO	LOB
Reggie Sanders, R (1, 8) (8, 9) OBP: 0.331, SLG: 0.442	B S S C 1-3 K ①		B S B F X 2-2 HR		B S B X 2-1 F9 ①		X 0-0 SH3 ① 1-2		C S C X 0-2 G5-3 ①	4	1	1	1	0	1	0
Chris Stynes, R (1, 9) OBP: 0.318, SLG: 0.346 Melvin Nieves, S (7, PH) OBP: 0.398, SLG: 0.341 61 Mike Frank, L (8, 8) OBP: 0.296, SLG: 0.297	C S X 0-2 L7 ②		X 0-0 S 1B		C X 0-1 L8 ②		F B S B B B 4-2 FC5-4 1B BB		C B C X 1-2 F8 ②	3	0	1	0	0	0	0
										0	0	0	0	1	0	0
										1	0	0	0	0	0	0
Barry Larkin, R (1, 6) OBP: 0.377, SLG: 0.476	C B C S S 2-3 K ③		F C F B B X 2-2 F7 ②		C X 0-1 1B		X 0-0 FC5-4 1B 1-2 2-H		B S S C 1-3 K ③	5	0	2	1	0	2	1
Bret Boone, R (1, 4) OBP: 0.333, SLG: 0.459		C X 0-1 G6-3 ①	1 SAFE C C B S 1-3 K ③ 1-2		1 SAFE C B B X 2-1 P2 ③		C B X 1-1 FC5-4 ② 1-2f 2-3			4	0	0	0	0	1	4
Paul Konerko, R (1, 5) OBP: 0.268, SLG: 0.316 26 John Hudek, S (8, 1)		B X 1-0 F7 ②	C B B F B X 3-2 L8 ①		C B X 1-1 F7 ①	B S X 1-1 G4-3 ③				4	0	0	0	0	0	2
										0	0	0	0	0	0	0
Dmitri Young, S (1, 7) OBP: 0.368, SLG: 0.509		C F B B B F F B 4-2 HR BB	B B F F F F S 2-3 K ②		C S B F B X 2-2 2B			C X 0-1 G3 2B		3	1	2	0	1	1	0
Eduardo Perez, R (1, 3) OBP: 0.309, SLG: 0.300 Sean Casey, L (8, PH) (9, 3) OBP: 0.326, SLG: 0.310		B X 1-0 1-H HR	B B F B B 4-1 HR BB		B F B B S S 3-3 K ②			C S F F S 0-3 K ①		2	2	1	2	1	1	1
										1	0	0	0	0	1	1
Guillermo Garcia, R (1, 2) OBP: 0.333, SLG: 1.333 Eddie Taubensee, L (8, PH) (9, 2) OBP: 0.357, SLG: 0.436		C B X 1-1 L9 ③	B X 1-0 1-H HR		B F X 1-1 L6 ③			F B X 1-1 G3 ② 2-3		3	1	1	2	0	0	1
										1	0	0	0	0	0	1
Scott Winchester, R (1, 1) OBP: 0.130, SLG: 0.091 Scott Sullivan, R (2, 1) OBP: 0.167, SLG: 0.167 Brett Tomko, R (3, PH) OBP: 0.140, SLG: 0.122 Rick Krivda, R (4, 1) Danny Graves, R (5, 1) Willie Greene, L (7, PH) (8, 5) OBP: 0.375, SLG: 0.422			C B S S 1-3 K ① C F S 0-3 K ③				F B B X 2-1 SH3 1B 1B	B S S B F X 3-2 G4-3 ③		0	0	0	0	0	0	0
										0	0	0	0	0	0	0
										1	0	0	0	0	1	0
										1	0	0	0	0	1	0
										0	0	0	0	0	0	0
										2	1	1	0	0	0	1
Inning Stats	R: 0 E: 0 K: 2 S: 9 H: 0 LOB: 0 BB: 0 P: 12	R: 2 E: 0 K: 0 S: 10 H: 1 LOB: 0 BB: 1 P: 17	R: 1 E: 0 K: 2 S: 14 H: 2 LOB: 1 BB: 0 P: 20	R: 2 E: 0 K: 2 S: 13 H: 1 LOB: 0 BB: 1 P: 23	R: 0 E: 0 K: 0 S: 8 H: 1 LOB: 1 BB: 0 P: 12	R: 0 E: 0 K: 1 S: 11 H: 1 LOB: 1 BB: 0 P: 18	R: 1 E: 0 K: 0 S: 10 H: 2 LOB: 2 BB: 1 P: 18	R: 0 E: 0 K: 1 S: 13 H: 1 LOB: 1 BB: 0 P: 17	R: 0 E: 0 K: 1 S: 9 H: 0 LOB: 0 BB: 0 P: 11	1B: 4 2B: 2 3B: 0 HR: 3	SF: 0 SAC: 1 DP: 0 HBP: 0					

AB	35
R	6
H	9
RBI	6
BB	3
SO	9
LOB	12

WP: 0 PB: 0 SB: 1 CS: 0 PA: 39

PITCHER

PITCHER		IP	WLS	BF	H	R	ER	SO	BB	IBB	HBP	BLK	WP	HR	S	P	ERA	WHIP
Sterling Hitchcock, L ERA: 4.45	(1, 1)	4.0		18	4	5	5	6	2	0	0	0	0	3	46	72	11.25	1.500
Scott Sanders, R ERA: 13.79	(5, 1)	2.0		9	3	1	1	1	0	0	0	0	0	0	21	34	4.50	1.500
Donne Wall, R ERA: 2.74	(7, 1)	1.0	W	5	1	0	0	0	1	0	0	0	0	0	8	14	0.00	2.000
Dan Miceli, R ERA: 3.72	(8, 1)	0.2		3	1	0	0	1	0	0	0	0	0	0	9	10	0.00	1.500
Roberto Ramirez, L ERA: 5.4	(8, 1)	0.1		1	0	0	0	0	0	0	0	0	0	0	4	7	0.00	0.000

PITCHER		IP	WLS	BF	H	R	ER	SO	BB	IBB	HBP	BLK	WP	HR	S	P	ERA	WHIP
Trevor Hoffman, R ERA: 1.67	(9, 1)	1.0	S	3	0	0	0	1	0	0	0	0	0	0	9	11	0.00	0.000

Batter	1	2	3	4	5	6	7	8	9	AB	R	H	RBI	BB	SO	LOB
Royce Clayton, R (1, 6) OBP: 0.319, SLG: 0.339	F B B B F F X 2-2 2B 3B		X 0-0 HR	B X 1-0 ③ F7			X 0-0 ① F8	B B C F B B 4-2 BB BB	B B B B 4-0 HR 1-2 2-3 BB	4	3	2	1	2	0	0
Ray Lankford, L (1, 8) OBP: 0.395, SLG: 0.503	B S S X 1-2 1B 3-H 2B		C B B S B B 4-2 1B 1B BB		S B X 1-1 HR 1B		B F B C B F X 3-2 ② G3-1	B B F B C X 2-2 ② P5	B S B F X 3-2 1-H 2-H 3-H HR	5	3	3	5	1	0	3
Mark McGwire, R (1, 3) OBP: 0.488, SLG: 0.774 Placido Polanco, R (9, PH) OBP: 0.273, SLG: 0.313 Jeff Brantley, R (9, 1)	B B C X 2-1 ① FC8-4 2-H 1B		B F 1 SAFE X 1-1 1B 1-3 1B		B B F X 2-1 1-H HR		B B C X 2-1 1B 1B	B B B B 4-0 1-2 2-3 3-H BB	S F F B C 1-3 ③ K	4 1 0	1 0 0	4 0 0	3 0 0	1 0 0	0 1 0	0 0 0
Brian Jordan, R (1, 9) OBP: 0.374, SLG: 0.543	C X 0-1 ② ③ FC8-4 2-3		B X 1-0 1-2 3-H 1B		B X 1-0 ① P3		X 0-0 1-3 1B	F C B S 1-3 ③ K		5	0	2	1	0	1	4
Ron Gant, R (1, 7) OBP: 0.301, SLG: 0.480 Lance Painter, L (7, 1) OBP: 1.000, SLG: 1.000 John Frascatore, R (8, 1) OBP: 0.250, SLG: 0.250 Brian Hunter, R (9, PH) OBP: 0.269, SLG: 0.436 (9, 3)		C B B B B 4-1 BB	F S X 0-2 ② P4		C B X 1-1 ② G6-3		B S B B B S F F F X 3-2 ③ F9		C X 0-1 G4-3 12 WP 2B	3 0 0 1	0 0 0 1	0 0 0 1	0 0 0 1	1 0 0 0	0 0 0 0	4 0 0 0
Gary Gaetti, R (1, 5) OBP: 0.338, SLG: 0.423		1 SAFE F F C 0-3 ① K	B S S S B C 3-3 ③ K		F F B C 1-3 ③ K			X 0-0 HR	B B B C F X 3-2 ① 2-3 G4-3	5	1	1	1	0	3	4
Eli Marrero, R (1, 2) OBP: 0.277, SLG: 0.338		1 SAFE 1 SAFE F 1 SAFE B B B X 2-1 ② F8	C X 0-1 SH1-4 12 SF7 2B	B X 1-0 ① G6-3			C X 0-1 ① G6-3	B B B B 4-0 BB 12 WP HR BB		4	2	1	0	1	0	1
Matt Morris, R (1, 1) OBP: 0.429, SLG: 0.400 John Mabry, L (7, 7) OBP: 0.323, SLG: 0.392		C S S 0-3 ③ K	X 0-0 ① SH1-4 2-3			F B B B B S B 4-2 12 G6-4-3 BB	C B B B F F X 3-2 12 2B BB 1B	B X 1-0 ② F8		1 2	0 1	0 1	0 1	1 0	1 0	1 2
12 Pat Kelly, R (1, 4) OBP: 0.353, SLG: 0.667			X 0-0 ① B1-3	C B B S F F B F X 3-2 ② SF7 3-H		B X 1-0 ② ③ G6-4-3 1-2f	X 0-0 BB 1-3 2B	C B B S S 2-3 K BB 1-2 HR 3-H		4	1	1	1	0	1	2
Inning Stats	R: 1 H: 3 E: 0 LOB: 0 K: 0 BB: 0 S: 11 P: 16	R: 0 H: 0 E: 0 LOB: 1 K: 2 BB: 1 S: 9 P: 15	R: 2 H: 3 E: 0 LOB: 2 K: 1 BB: 1 S: 13 P: 22	R: 1 H: 1 E: 0 LOB: 0 K: 0 BB: 0 S: 10 P: 14	R: 2 H: 2 E: 0 LOB: 0 K: 1 BB: 0 S: 10 P: 16	R: 0 H: 0 E: 0 LOB: 0 K: 0 BB: 1 S: 4 P: 10	R: 0 H: 2 E: 0 LOB: 2 K: 0 BB: 0 S: 14 P: 22	R: 2 H: 3 E: 0 LOB: 3 K: 1 BB: 2 S: 16 P: 30	R: 5 H: 2 E: 0 LOB: 0 K: 2 BB: 2 S: 16 P: 34	1B: 7 SF: 1 2B: 5 SAC: 1 3B: 1 DP: 2 HR: 4 HBP: 0						WP: 1 PA: 48 PB: 0 SB: 0 CS: 0

PITCHER		IP	WLS	BF	H	R	ER	SO	BB	IBB	HBP	BLK	WP	HR	S	P	ERA	WHIP
24 Mark Langston, L ERA: 5.73	(1, 1)	4.0	L	20	8	5	5	3	2	0	0	0	0	1	45	70	11.25	2.500
Brian Boehringer, R ERA: 5.33	(5, 1)	3.1		17	6	3	3	1	2	0	0	0	0	2	36	62	8.10	2.400
Roberto Ramirez, L ERA: 9.0	(8, 1)	1.2		11	2	5	5	3	3	0	0	0	1	1	22	47	27.00	3.000

PITCHER	IP	WLS	BF	H	R	ER	SO	BB	IBB	HBP	BLK	WP	HR	S	P	ERA	WHIP

TOP

St. Louis Cardinals @ San Diego Padres

Qualcomm Stadium, San Diego, CA

Mon Jul 20 1998, 10:05 PM EDT

Att. 32,339 - Cloudy - 77 F

livebaseballscorecards.com

AB	39
R	13
H	16
RBI	12
BB	7
SO	7
LOB	21

Batter	1	2	3	4	5	6	7	8	9	AB	R	H	RBI	BB	SO	LOB
Quilvio Veras, S (1, 4) OBP: 0.395, SLG: 0.349	C F X 0-2 G3 ①		B C B F F F F S 2-3 K ③			B F B F X 2-2 G3-1 ②			B B C C B B 4-2 G3-1 BB	3	0	0	0	1	1	0
Tony Gwynn, L (1, 9) OBP: 0.362, SLG: 0.459	B B C F F X 2-2 F8 ②			B X 1-0 F7 ①		B B X 2-0 F7 ③			C B F X 1-2 G3-1 ② 1-2	4	0	0	0	0	0	1
Ken Caminiti, S (1, 5) OBP: 0.371, SLG: 0.536	X 0-0 G6-3 ③			B F B S X 2-2 G4-3 ②			X 0-0 F9 ①		B B B B 4-0 BB	3	0	0	0	1	0	0
Greg Vaughn, R (1, 7) OBP: 0.395, SLG: 0.689 Mark Sweeney, L (9, 7) OBP: 0.309, SLG: 0.287		B S S B X 2-2 HR		F B B B X 3-1 P2 ③			B B B B 4-0 G4-6-3 BB		F C B S 1-3 K ③	2 1	1 0	1 0	1 0	1 0	0 1	0 2
Wally Joyner, L (1, 3) OBP: 0.394, SLG: 0.473 Roberto Ramirez, L (8, 1)	C B F B B F X 3-2 P5 ①		B B B C X 3-1 1B 1B				C C B X 1-2 G4-6-3 ②③ 1-2f			3 0	0 0	1 0	0 0	0 0	0 0	1 0
Steve Finley, L (1, 8) OBP: 0.303, SLG: 0.402	F F B B S 2-3 K ②		X 0-0 L1-3 1B 1-2					B F F S 1-3 K ①		3	0	1	0	0	2	0
Carlos Hernandez, R (1, 2) OBP: 0.307, SLG: 0.385	C S B S 1-3 K ③		B C C F F X 1-2 L1-3 ①② 1-2					X 0-0 P4 ②		3	0	0	0	0	1	2
Chris Gomez, R (1, 6) OBP: 0.325, SLG: 0.351 Ed Giovanola, L (8, PH) OBP: 0.347, SLG: 0.369 (9, 6)		B C C S 1-3 K ①	F X 0-1 G5-3 ③					C B X 1-1 G4-3 ③		2 1	0 0	0 0	0 0	0 0	1 0	1 0
24 Mark Langston, R (1, 1) OBP: 0.211, SLG: 0.176 Brian Boehringer, S (5, 1) Jim Leyritz, R (8, 3) OBP: 0.398, SLG: 0.541		B F B F X 2-2 G5-3 ②				C X 0-1 G4-3 ①			C F B B C 2-3 K ①	1 1 1	0 0 0	0 0 0	0 0 0	0 0 0	0 0 1	0 0 0
Inning Stats	R: 0 H: 0 E: 0 LOB: 0 K: 0 BB: 0 S: 8 P: 10	R: 1 H: 1 E: 0 LOB: 0 K: 2 BB: 0 S: 13 P: 21	R: 0 H: 0 E: 0 LOB: 0 K: 2 BB: 0 S: 13 P: 18	R: 0 H: 0 E: 0 LOB: 0 K: 0 BB: 0 S: 6 P: 12	R: 0 H: 2 E: 0 LOB: 1 K: 0 BB: 0 S: 10 P: 14	R: 0 H: 0 E: 0 LOB: 0 K: 0 BB: 0 S: 6 P: 10	R: 0 H: 0 E: 0 LOB: 0 K: 0 BB: 1 S: 4 P: 9	R: 0 H: 0 E: 0 LOB: 0 K: 1 BB: 0 S: 6 P: 8	R: 0 H: 0 E: 0 LOB: 2 K: 2 BB: 2 S: 11 P: 23	1B: 2 SF: 0 2B: 1 SAC: 0 3B: 0 DP: 2 HR: 1 HBP: 0						

PITCHER	IP	WLS	BF	H	R	ER	SO	BB	IBB	HBP	BLK	WP	HR	S	P	ERA	WHIP
Matt Morris, R (1, 1) ERA: 1.54	6.1	W	22	3	1	1	4	1	0	0	0	0	1	57	90	1.42	0.632
Lance Painter, L (7, 1) ERA: 4.06	1.0		2	0	0	0	1	0	0	0	0	0	0	6	8	0.00	0.000
John Frascatore, R (8, 1) ERA: 4.06	0.2		2	0	0	0	0	0	0	0	0	0	0	3	4	0.00	0.000
Jeff Brantley, R (9, 1) ERA: 6.0	1.0		5	0	0	0	2	2	0	0	0	0	0	11	23	0.00	2.000

PITCHER	IP	WLS	BF	H	R	ER	SO	BB	IBB	HBP	BLK	WP	HR	S	P	ERA	WHIP

BOTTOM

St. Louis Cardinals @ San Diego Padres

Qualcomm Stadium, San Diego, CA

Mon Jul 20 1998, 10:05 PM EDT
Att. 32,339 - Cloudy - 77 F

livebaseballscorecards.com

AB	28
R	1
H	3
RBI	1
BB	3
SO	7
LOB	7

Batter	1	2	3	4	5	6	7	8	9	AB	R	H	RBI	BB	SO	LOB
Royce Clayton, R (1, 6) OBP: 0.319, SLG: 0.337	F X 0-1 ① G6-3	1 SAFE 0-0 ③ PO 1-2	B B C B C X 3-2 ① F8			C X 0-1 HR 1B	C S B S 1-3 ③ K 1-2			4	1	1	0	0	1	1
Brian Jordan, R (1, 9) OBP: 0.376, SLG: 0.551	C B X 1-1 ② G5-3		S S B X 1-2 G5-4-3 1B			C X 0-1 1-H HR		C B F X 1-2 ① F9		4	1	2	2	0	0	0
Mark McGwire, R (1, 3) OBP: 0.486, SLG: 0.766	C B B B F B 4-2 BB		1 SAFE B B B C 1 SAFE X 2-1 ② ③ G5-4-3 1-2f			S F B C 1-3 ① K		S S B B C 2-3 ② K		3	0	0	0	1	2	1
Ray Lankford, L (1, 8) OBP: 0.394, SLG: 0.500	B S C S 1-3 ③ K			X 0-0 ① G1-3		B C F X 1-2 ② F7		B B C C X 2-2 S 1B		4	0	1	0	0	1	1
Willie McGee, S (1, 7) OBP: 0.302, SLG: 0.321		F B F B B B 4-2 PB 1B 1B BB		B C X 1-1 ② G4-3		B X 1-0 1B		S B B S X 2-2 ③ F9 1-2		3	1	1	0	1	0	1
John Mabry, L (1, 5) OBP: 0.320, SLG: 0.387		L X 0-1 ① F7		B S B F F X 2-2 ③ G4-3		B B B C 1 SAFE X 3-1 ③ F7			L F C 0-3 ① K	3	0	0	0	0	0	2
Tom Lampkin, L (1, 2) OBP: 0.339, SLG: 0.387		C 1 SAFE 1 SAFE B C B 1 SAFE X 2-2 1B PB 1-2 1B			C C S 0-3 ① K		X 0-0 12 FC5-4 1B		B X 1-0 1B S 1B	4	0	3	0	0	1	0
Kent Mercker, L (1, 1) OBP: 0.229, SLG: 0.182 Gary Gaetti, R (6, 5) OBP: 0.339, SLG: 0.423 Mark Petkovsek, R (6, 1) OBP: 0.333, SLG: 0.350 Brian Hunter, R (9, PH) OBP: 0.266, SLG: 0.431		L B B X 2-1 PO 1-3 2-H 1B			L S F C 0-3 ② K		C 1 SAFE S S 0-3 ① K		S B B C C B X 3-2 G4-3 1-3 1B	2 2 0 1	0 0 0 0	1 1 0 0	1 0 0 0	0 1 0 1	1 1 0 0	0 1 0 0
12 Pat Kelly, R (1, 4) OBP: 0.300, SLG: 0.556 Ron Gant, R (9, PH) OBP: 0.300, SLG: 0.478		S F S 0-3 ② K			B F C S 1-3 ③ K		F X 0-1 ② FC5-4 S 1-2f		F B B X 2-1 ② ③ G4-3 1-2f	3 1	0 0	0 0	0 0	0 0	2 0	3 2
Inning Stats	R: 0 E: 0 K: 1 S: 9 H: 0 LOB: 1 BB: 1 P: 15	R: 1 E: 0 K: 1 S: 12 H: 2 LOB: 1 BB: 1 P: 20	R: 0 E: 0 K: 0 S: 8 H: 1 LOB: 0 BB: 0 P: 14	R: 0 E: 0 K: 0 S: 7 H: 0 LOB: 0 BB: 0 P: 10	R: 0 E: 0 K: 3 S: 10 H: 0 LOB: 0 BB: 0 P: 11	R: 2 E: 0 K: 1 S: 13 H: 3 LOB: 1 BB: 0 P: 19	R: 0 E: 0 K: 2 S: 9 H: 1 LOB: 1 BB: 0 P: 10	R: 0 E: 0 K: 1 S: 12 H: 1 LOB: 1 BB: 0 P: 19	R: 0 E: 0 K: 1 S: 9 H: 2 LOB: 1 BB: 0 P: 15	1B: 9 2B: 0 3B: 0 HR: 1	SF: 0 SAC: 0 DP: 2 HBP: 0			WP: 0 PB: 1 SB: 3 CS: 0	PA: 37		

PITCHER		IP	WLS	BF	H	R	ER	SO	BB	IBB	HBP	BLK	WP	HR	S	P	ERA	WHIP
Kevin Brown, R ERA: 2.57	(1, 1)	8.0	W	32	8	3	2	9	2	0	0	0	0	1	80	118	2.25	1.250
Trevor Hoffman, R ERA: 1.64	(9, 1)	1.0	S	4	2	0	0	1	0	0	0	0	0	0	9	15	0.00	2.000

PITCHER	IP	WLS	BF	H	R	ER	SO	BB	IBB	HBP	BLK	WP	HR	S	P	ERA	WHIP

TOP

St. Louis Cardinals @ San Diego Padres

Qualcomm Stadium, San Diego, CA

Tue Jul 21 1998, 10:05 PM EDT
Att. 37,145 - Unknown - 75 F

livebaseballscorecards.com

AB	34
R	3
H	10
RBI	3
BB	2
SO	10
LOB	12

Batter	1	2	3	4	5	6	7	8	9	AB	R	H	RBI	BB	SO	LOB
Quilvio Veras, S (1, 4) OBP: 0.395, SLG: 0.359	HR	P4			F9 WP 1B 1B	G6-3		G3		5	2	2	1	0	0	3
Tony Gwynn, L (1, 9) OBP: 0.360, SLG: 0.456 Steve Finley, L (8, 8) OBP: 0.303, SLG: 0.402	F7		F7		F9 1-3	2-H 1B				4 0	0 0	1 0	1 0	0 0	0 0	1 0
Ken Caminiti, S (1, 5) OBP: 0.370, SLG: 0.531	F7		P4		1B 1B 3-H 1B	G3-1				4	1	1	1	0	0	1
Greg Vaughn, R (1, 7) OBP: 0.391, SLG: 0.681	G5-3		F8		F9		G6-3			4	0	0	0	0	0	1
Jim Leyritz, R (1, 3) OBP: 0.400, SLG: 0.540 Wally Joyner, L (8, 3) OBP: 0.394, SLG: 0.473		E E 1B		F8	1B 1-3 1B 1B		K			4 0	1 0	2 0	0 0	0 0	1 0	0 0
Ruben Rivera, R (1, 8) OBP: 0.394, SLG: 0.506 (8, 9)	E5 1-H SH1-3			1B 1B	1B 1-2 3-H 1B		G6-3			4	1	2	1	0	0	0
Carlos Hernandez, R (1, 2) OBP: 0.310, SLG: 0.387	P3			FC4 1-2 1B	1-2 2-H 1B			G5-3		4	0	2	0	0	0	1
Chris Gomez, R (1, 6) OBP: 0.325, SLG: 0.349	SH1-3 3-H			F7		SH3-4 1B BB		G5-3		2	1	0	1	1	0	2
Kevin Brown, R (1, 1) OBP: 0.255, SLG: 0.245 Mark Sweeney, L (8, PH) OBP: 0.315, SLG: 0.295 Trevor Hoffman, R (9, 1)	1B			FC4 1-2f		SH3-4 1-2		1B		2 1 0	0 0 0	1 1 0	0 0 0	0 0 0	0 0 0	2 0 0
Inning Stats	R: 1 E: 0 K: 0 S: 5 H: 1 LOB: 0 BB: 0 P: 9	R: 2 E: 1 K: 0 S: 15 H: 2 LOB: 1 BB: 0 P: 20	R: 0 E: 0 K: 0 S: 10 H: 0 LOB: 0 BB: 0 P: 17	R: 0 E: 0 K: 0 S: 15 H: 2 LOB: 2 BB: 0 P: 16	R: 2 E: 0 K: 0 S: 16 H: 5 LOB: 2 BB: 0 P: 25	R: 1 E: 0 K: 0 S: 13 H: 1 LOB: 1 BB: 1 P: 20	R: 0 E: 0 K: 1 S: 8 H: 0 LOB: 0 BB: 0 P: 10	R: 0 E: 0 K: 0 S: 7 H: 1 LOB: 1 BB: 0 P: 11		1B: 11 2B: 0 3B: 0 HR: 1 SF: 0 SAC: 2 DP: 0 HBP: 0						

PITCHER	IP	WLS	BF	H	R	ER	SO	BB	IBB	HBP	BLK	WP	HR	S	P	ERA	WHIP
Kent Mercker, L (1, 1) ERA: 6.15	5.0	L	26	10	6	4	0	1	0	0	0	1	1	63	93	7.20	2.200
Mark Petkovsek, R (6, 1) ERA: 4.95	3.0		11	2	0	0	1	0	0	0	0	0	0	26	35	0.00	0.667

PITCHER	IP	WLS	BF	H	R	ER	SO	BB	IBB	HBP	BLK	WP	HR	S	P	ERA	WHIP

BOTTOM

St. Louis Cardinals @ San Diego Padres

Qualcomm Stadium, San Diego, CA

Tue Jul 21 1998, 10:05 PM EDT
Att. 37,145 - Unknown - 75 F

livebaseballscorecards.com

AB	34
R	6
H	12
RBI	5
BB	1
SO	1
LOB	11

WP: 1 PA: 37
PB: 0
SB: 0
CS: 0

Arizona Diamondbacks @ San Diego Padres

Qualcomm Stadium, San Diego, CA

Wed Jul 22 1998, 10:05 PM EDT

Att. 18,780 - Unknown - 75 F

livebaseballscorecards.com

TOP

Batter	1	2	3	4	5	6	7	8	9	AB	R	H	RBI	BB	SO	LOB
Andy Fox, L (1, 5) OBP: 0.340, SLG: 0.393	C C F X 0-2 ① G6-3		B B B C X 3-1 ① G4-3		B S X 1-1 1-3 1B		B B B C F C 3-3 ③ K		F B X 1-1 1B BB 1B	5	0	2	0	0	1	0
Danny Klassen, R (1, 4) OBP: 0.393, SLG: 0.481	C S H 1-2 HBP		S C S S 0-3 ② K		C C B B X 2-2 ③ G5-3			C B F B F F X 2-2 E6 WP 1B 1B	C B S B F B F B 4-2 1B 1-2 BB	3	1	1	0	1	1	2
Travis Lee, L (1, 3) OBP: 0.364, SLG: 0.482	C S S S 1-3 ② K		F B C X 1-2 ③ G1-3			X 0-0 ① G1-3		B C S T X 1-2 ① L9	B B C C F X 2-2 1-2 2-3 1B	5	0	1	0	0	1	2
Devon White, S (1, 8) OBP: 0.325, SLG: 0.459	S X 0-1 ③ P4			C B C B B X 3-2 ① G5-3		B X 1-0 ② L5		S B B B C S 2-3 K S 1B 2-3	S X 0-1 ③ G4-3	5	1	0	0	0	1	5
David Dellucci, L (1, 7) OBP: 0.348, SLG: 0.447 Aaron Small, R (8, 1)		S C S S 0-3 ① K		B C B C F B X 3-2 ② G6-3		B B B F C B B 4-2 1B BB		F C S 0-3 ② K 1-2		3 0	0 0	0 0	0 0	1 0	2 0	2 0
Jay Bell, R (1, 6) OBP: 0.347, SLG: 0.429		C X 0-1 HR		B C B X 2-1 ③ G1-3		F C X 0-2 1-2 1B		B B X 2-0 2-H 3-H 1B		4	1	3	3	0	0	0
Jorge Fabregas, L (1, 2) OBP: 0.276, SLG: 0.257	C S S 0-3 ② K				F B B F S 2-3 ① K	F X 0-1 ③ F9		B F B F B X 3-2 ③ F7		4	0	0	0	0	2	3
Karim Garcia, L (1, 9) OBP: 0.260, SLG: 0.393	B B B C X 3-1 2B				B X 1-0 1B 1B		X 0-0 ① P9		F C S 0-3 ① K	4	0	2	0	0	1	0
Willie Blair, R (1, 1) OBP: 0.104, SLG: 0.085 Yamil Benitez, R (5, PH) OBP: 0.306, SLG: 0.414 Willie Banks, R (5, 1) Tony Batista, R (7, PH) OBP: 0.304, SLG: 0.447 Clint Sodowsky, L (7, 1) Brent Brede, L (8, 7) OBP: 0.309, SLG: 0.335		F F B C 1-3 ③ K			F B C F B S 2-3 ② K		C B B F B S 3-3 ② K		B C S S 1-3 ② K	1 1 0 1 0 0 1	0 0 0 0 0 0 0	0 0 0 0 0 0 0	0 0 0 0 0 0 0	1 1 0 1 0 0 1	1 1 0 0 1 0 0	1 1 0 0 0 0 0
Inning Stats	R: 0 E: 0 K: 1 S: 11 H: 0 LOB: 1 BB: 0 P: 13	R: 1 E: 0 K: 3 S: 13 H: 2 LOB: 1 BB: 0 P: 17	R: 0 E: 0 K: 1 S: 8 H: 0 LOB: 0 BB: 0 P: 12	R: 0 E: 0 K: 0 S: 9 H: 0 LOB: 0 BB: 0 P: 17	R: 0 E: 0 K: 2 S: 13 H: 2 LOB: 2 BB: 0 P: 21	R: 0 E: 0 K: 0 S: 9 H: 1 LOB: 2 BB: 1 P: 14	R: 0 E: 0 K: 2 S: 7 H: 0 LOB: 0 BB: 0 P: 13	R: 2 E: 1 K: 2 S: 19 H: 2 LOB: 1 BB: 0 P: 29	R: 0 E: 0 K: 2 S: 18 H: 2 LOB: 3 BB: 1 P: 26	1B: 7 2B: 1 3B: 0 HR: 1 SF: 0 SAC: 0 DP: 0 HBP: 1						

AB	37
R	3
H	9
RBI	3
BB	2
SO	13
LOB	16

WP: 1 PA: 40
PB: 0
SB: 1
CS: 0

PITCHER		IP	WLS	BF	H	R	ER	SO	BB	IBB	HBP	BLK	WP	HR	S	P	ERA	WHIP
Andy Ashby, R ERA: 2.49	(1, 1)	6.0	W	25	5	1	1	7	1	0	1	0	0	1	63	94	1.50	1.000
Scott Sanders, R ERA: 12.23	(7, 1)	2.0		9	2	2	0	4	0	0	0	0	1	0	26	42	0.00	1.000
Dan Miceli, R ERA: 3.64	(9, 1)	1.0		6	2	0	0	2	1	0	0	0	0	0	18	26	0.00	3.000

PITCHER	IP	WLS	BF	H	R	ER	SO	BB	IBB	HBP	BLK	WP	HR	S	P	ERA	WHIP

BOTTOM

Arizona Diamondbacks @ San Diego Padres

Qualcomm Stadium, San Diego, CA

Wed Jul 22 1998, 10:05 PM EDT

Att. 18,780 - Unknown - 75 F

livebaseballscorecards.com

Batter	1	2	3	4	5	6	7	8	9	AB	R	H	RBI	BB	SO	LOB
Quilvio Veras, S (1, 4) OBP: 0.393, SLG: 0.354	K	G4-3		BB, HBP		G6-3		FC6, 2B, 1-2		4	0	0	0	0	1	3
Steve Finley, L (1, 8) OBP: 0.304, SLG: 0.404	G3		BB, HR, 1B	P9			G4-3	1-3, 2-H, 3-H, 2B		5	1	2	2	0	0	2
Ken Caminiti, S (1, 5) OBP: 0.374, SLG: 0.529	1B, HR, BB		1-2, HR, BB	1-2, 2-3, BB			F7	K		1	2	0	0	3	0	0
Ed Giovanola, L (8, 5) OBP: 0.345, SLG: 0.365										1	0	0	0	0	1	2
Greg Vaughn, R (1, 7) OBP: 0.395, SLG: 0.690	1-2, HR, 1B		1-H, 2-H, HR	F7			HBP	G6-3		3	2	2	3	0	0	3
Ruben Rivera, R (8, PH) (9, 7) OBP: 0.390, SLG: 0.500										1	0	0	0	0	0	2
Wally Joyner, L (1, 3) OBP: 0.393, SLG: 0.481	1-H, 2-H, HR		K		G3-1		G6-3			4	1	1	3	0	1	1
Mark Sweeney, L (1, 9) OBP: 0.313, SLG: 0.286	F8		G1-3		K			1B, 1B, BB		3	1	0	0	1	1	0
Carlos Hernandez, R (1, 2) OBP: 0.309, SLG: 0.385		F8	F7		K			1B, 1-2, 2B, 1B		4	1	1	0	0	1	0
Chris Gomez, R (1, 6) OBP: 0.327, SLG: 0.351		G6-3		BB, SH2-3, 1B		F9		FC6, 1-3, 2-H, 2B, 1B		4	1	2	1	0	0	0
Andy Ashby, R (1, 1) OBP: 0.137, SLG: 0.140		1B		SH2-3, 1-2		G4-3		K		1	0	1	0	0	0	0
Archi Cianfrocco, R (6, PH) OBP: 0.195, SLG: 0.211										1	0	0	0	0	0	0
Scott Sanders, R (7, 1)										0	0	0	0	0	0	0
Tony Gwynn, L (8, PH) OBP: 0.359, SLG: 0.455										1	0	0	0	0	1	2
Dan Miceli, R (9, 1) OBP: 1.000, SLG: 1.000										0	0	0	0	0	0	0
Inning Stats	R: 3 E: 0 K: 1 S: 17 H: 2 LOB: 0 BB: 1 P: 32	R: 0 E: 0 K: 0 S: 11 H: 1 LOB: 1 BB: 0 P: 17	R: 3 E: 0 K: 1 S: 14 H: 2 LOB: 0 BB: 1 P: 26	R: 0 E: 0 K: 0 S: 7 H: 1 LOB: 3 BB: 1 P: 13	R: 0 E: 0 K: 2 S: 9 H: 0 LOB: 0 BB: 0 P: 14	R: 0 E: 0 K: 0 S: 5 H: 0 LOB: 0 BB: 0 P: 8	R: 0 E: 0 K: 0 S: 5 H: 0 LOB: 1 BB: 0 P: 11	R: 3 E: 0 K: 2 S: 22 H: 3 LOB: 2 BB: 1 P: 32		1B: 6 2B: 1 3B: 0 HR: 2 SF: 0 SAC: 1 DP: 0 HBP: 2						

AB	33
R	9
H	9
RBI	9
BB	4
SO	6
LOB	15

PITCHER		IP	WLS	BF	H	R	ER	SO	BB	IBB	HBP	BLK	WP	HR	S	P	ERA	WHIP
Willie Blair, R ERA: 5.35	(1, 1)	4.0	L	22	6	6	6	2	3	0	1	0	0	2	49	88	13.50	2.250
Willie Banks, R ERA: 7.06	(5, 1)	2.0		6	0	0	0	2	0	0	0	0	0	0	14	22	0.00	0.000
Clint Sodowsky, R ERA: 6.0	(7, 1)	1.1		10	3	3	3	1	1	0	1	0	0	0	20	33	20.25	3.000
Aaron Small, R ERA: 6.42	(8, 1)	0.2		2	0	0	0	1	0	0	0	0	0	0	7	10	0.00	0.000

PITCHER	IP	WLS	BF	H	R	ER	SO	BB	IBB	HBP	BLK	WP	HR	S	P	ERA	WHIP

WP: 0 PB: 0 SB: 0 CS: 0 PA: 40

Arizona Diamondbacks @ San Diego Padres

Qualcomm Stadium, San Diego, CA

Thu Jul 23 1998, 6:33 AM EDT

Att. 24,278 - Sunny - 76 F

livebaseballscorecards.com

Batter	1	2	3	4	5	6	7	8	9	AB	R	H	RBI	BB	SO	LOB
Andy Fox, L (1, 5) OBP: 0.342, SLG: 0.396	G6-3 2B		G3-1			S HBP			F8	3	0	1	0	0	0	0
Danny Klassen, R (1, 4) OBP: 0.369, SLG: 0.446	G6-3 2-3			F8		K 1-2			K	4	0	0	0	0	2	2
David Dellucci, L (1, 8) OBP: 0.343, SLG: 0.441	F7			K		G3			K	4	0	0	0	0	2	2
Travis Lee, L (1, 3) OBP: 0.366, SLG: 0.486	L5			2B			G4-6-3 1B			3	0	2	0	0	0	1
Karim Garcia, L (1, 9) OBP: 0.256, SLG: 0.387		K		K			K			3	0	0	0	0	3	2
Jay Bell, R (1, 6) OBP: 0.347, SLG: 0.428		CS 1B			K		G4-6-3 1-2f			3	0	1	0	0	1	1
Yamil Benitez, R (1, 7) OBP: 0.301, SLG: 0.405		K 1-2			F7			F7		3	0	0	0	0	1	1
Kelly Stinnett, R (1, 2) OBP: 0.330, SLG: 0.435			G6-3		K			K		3	0	0	0	0	2	0
Brian Anderson, R (1, 1) OBP: 0.119, SLG: 0.098			G4-3			F9		K2-3		2	0	0	0	0	0	0
Brent Brede, L (8, PH) OBP: 0.307, SLG: 0.333										1	0	0	0	0	1	0
Aaron Small, R (8, 1)										0	0	0	0	0	0	0

TOP

AB	29
R	0
H	4
RBI	0
BB	0
SO	12
LOB	9

Inning Stats	1	2	3	4	5	6	7	8	9
	R: 0 E: 0 K: 0 S: 12	H: 1 LOB: 1 BB: 0 P: 20	R: 0 E: 0 K: 2 S: 11	H: 1 LOB: 1 BB: 0 P: 15	R: 0 E: 0 K: 0 S: 4	H: 0 LOB: 0 BB: 0 P: 7	R: 0 E: 0 K: 2 S: 10	H: 1 LOB: 1 BB: 0 P: 13	R: 0 E: 0 K: 2 S: 7	H: 0 LOB: 0 BB: 0 P: 10	R: 0 E: 0 K: 1 S: 10	H: 0 LOB: 1 BB: 0 P: 16	R: 0 E: 0 K: 1 S: 10	H: 1 LOB: 0 BB: 0 P: 13	R: 0 E: 0 K: 2 S: 9	H: 0 LOB: 0 BB: 0 P: 16	R: 0 E: 0 K: 2 S: 8	H: 0 LOB: 0 BB: 0 P: 12

1B: 2 SF: 0 WP: 0 PA: 30
2B: 3 SAC: 0 PB: 0
3B: 0 DP: 2 SB: 1
HR: 0 HBP: 1 CS: 1

PITCHER		IP	WLS	BF	H	R	ER	SO	BB	IBB	HBP	BLK	WP	HR	S	P	ERA	WHIP
Joey Hamilton, R ERA: 4.62	(1, 1)	8.0	W	27	4	0	0	10	0	0	1	0	0	0	73	110	0.00	0.500
Trevor Hoffman, R ERA: 1.6	(9, 1)	1.0	S	3	0	0	0	2	0	0	0	0	0	0	8	12	0.00	0.000

PITCHER		IP	WLS	BF	H	R	ER	SO	BB	IBB	HBP	BLK	WP	HR	S	P	ERA	WHIP

Batter	1	2	3	4	5	6	7	8	9	AB	R	H	RBI	BB	SO	LOB
Quilvio Veras, S (1, 4) OBP: 0.391, SLG: 0.353	F8		1 SAFE 3-1 FC4-6 1B 1-2 3-H			G5-3		G3		4	0	1	1	0	0	0
Tony Gwynn, L (1, 9) OBP: 0.357, SLG: 0.451	G4-3		0-0 FC4-6 CS 1-2f			3-3 K				3	0	0	0	0	1	1
Ruben Rivera, R (9, 9) OBP: 0.390, SLG: 0.500										0	0	0	0	0	0	0
Ken Caminiti, S (1, 5) OBP: 0.374, SLG: 0.538	F7		2-2 CS 1-2	0-0 HR		3-2 F8				3	1	1	1	0	0	0
Greg Vaughn, R (1, 7) OBP: 0.392, SLG: 0.684		P6		F7			G3-1			3	0	0	0	0	0	0
Jim Leyritz, R (1, 2) OBP: 0.399, SLG: 0.537		F8		F8			1-1 1B			3	0	1	0	0	0	0
Wally Joyner, L (1, 3) OBP: 0.389, SLG: 0.476		F8		G6-3			P5			3	0	0	0	0	0	1
Steve Finley, L (1, 8) OBP: 0.305, SLG: 0.406			E 2B		G4-3		P5			3	1	1	0	0	0	1
Andy Sheets, R (1, 6) OBP: 0.295, SLG: 0.351			E7 1B 1B 2-H		G1-3			G6-3		3	1	1	1	0	0	0
Joey Hamilton, R (1, 1) OBP: 0.188, SLG: 0.277			1B 1B 2-3		K			P6		2	0	1	0	0	1	0
Mark Sweeney, L (8, PH) OBP: 0.310, SLG: 0.283										1	0	0	0	0	0	0
Trevor Hoffman, R (9, 1)										0	0	0	0	0	0	0
Inning Stats	R: 0 E: 0 K: 0 S: 5 H: 0 LOB: 0 BB: 0 P: 7	R: 0 E: 0 K: 0 S: 5 H: 0 LOB: 0 BB: 0 P: 7	R: 2 E: 1 K: 0 S: 11 H: 4 LOB: 0 BB: 0 P: 20	R: 1 E: 0 K: 0 S: 5 H: 1 LOB: 0 BB: 0 P: 6	R: 0 E: 0 K: 1 S: 9 H: 0 LOB: 0 BB: 0 P: 11	R: 0 E: 0 K: 1 S: 10 H: 0 LOB: 0 BB: 0 P: 17	R: 0 E: 0 K: 0 S: 11 H: 1 LOB: 1 BB: 0 P: 13	R: 0 E: 0 K: 0 S: 5 H: 0 LOB: 0 BB: 0 P: 10		1B: 4 2B: 1 3B: 0 HR: 1 SF: 0 SAC: 0 DP: 0 HBP: 0						

PITCHER	IP	WLS	BF	H	R	ER	SO	BB	IBB	HBP	BLK	WP	HR	S	P	ERA	WHIP
Brian Anderson, L (1, 1) ERA: 3.98	7.0	L	25	6	3	3	2	0	0	0	0	0	1	56	81	3.86	0.857
Aaron Small, R (8, 1) ERA: 6.26	1.0		3	0	0	0	0	0	0	0	0	0	0	5	10	0.00	0.000

PITCHER	IP	WLS	BF	H	R	ER	SO	BB	IBB	HBP	BLK	WP	HR	S	P	ERA	WHIP

BOTTOM

Arizona Diamondbacks @ San Diego Padres

Qualcomm Stadium, San Diego, CA

Thu Jul 23 1998, 6:33 AM EDT
Att. 24,278 - Sunny - 76 F

livebaseballscorecards.com

AB	28
R	3
H	6
RBI	3
BB	0
SO	2
LOB	3

WP: 0 PA: 29
PB: 0
SB: 0
CS: 1

Batter	1	2	3	4	5	6	7	8	9	AB	R	H	RBI	BB	SO	LOB
Craig Biggio, R (1, 4) OBP: 0.393, SLG: 0.495	G6-3		1B		FC6-4		G4-3		G5-3	5	0	1	0	0	0	2
Ricky Gutierrez, R (1, 6) OBP: 0.370, SLG: 0.354	G6-3		FC6-4 1B		BB		G6-3			3	0	1	0	1	0	0
Derek Bell, R (1, 9) OBP: 0.365, SLG: 0.502	F9		K		K		K			4	0	0	0	0	3	5
5 Jeff Bagwell, R (1, 3) OBP: 0.400, SLG: 0.520		S SF8 2B	FC6-4		K			F8		4	1	1	0	0	1	5
Moises Alou, R (1, 7) OBP: 0.378, SLG: 0.583		SF8		G5-3		1B 2B		F9		3	1	1	1	0	0	0
Carl Everett, S (1, 8) OBP: 0.396, SLG: 0.518		K		P4		K		1B		4	0	1	0	0	2	1
Sean Berry, R (1, 5) OBP: 0.372, SLG: 0.455		FC6-4 1B		G3-1-3		1B		P3		4	0	2	1	0	0	1
Mike Magnante, L (9, 1) OBP: 1.000, SLG: 1.000										0	0	0	0	0	0	0
Brad Ausmus, R (1, 2) OBP: 0.353, SLG: 0.349		FC6-4			FC6-4 SH BB		K		F7	3	0	0	0	1	1	2
Pete Schourek, L (1, 1) OBP: 0.125, SLG: 0.188			G4-3		SH FC6-4		F7		F9	2	0	0	0	0	0	1
Jay Powell, R (8, 1)										0	0	0	0	0	0	0
Bill Spiers, L (9, PH) (9, 5) OBP: 0.365, SLG: 0.375										1	0	0	0	0	0	0
Inning Stats	R: 0 E: 0 K: 0 S: 7 H: 0 LOB: 0 BB: 0 P: 11	R: 1 E: 0 K: 1 S: 12 H: 2 LOB: 1 BB: 0 P: 19	R: 0 E: 0 K: 1 S: 11 H: 2 LOB: 2 BB: 0 P: 17	R: 0 E: 0 K: 0 S: 8 H: 0 LOB: 0 BB: 0 P: 12	R: 0 E: 0 K: 2 S: 10 H: 0 LOB: 3 BB: 2 P: 20	R: 1 E: 0 K: 2 S: 11 H: 2 LOB: 1 BB: 0 P: 14	R: 0 E: 0 K: 1 S: 6 H: 0 LOB: 0 BB: 0 P: 7	R: 0 E: 0 K: 0 S: 7 H: 1 LOB: 1 BB: 0 P: 14	R: 0 E: 0 K: 0 S: 5 H: 0 LOB: 0 BB: 0 P: 9	1B: 5 2B: 2 3B: 0 HR: 0	SF: 1 SAC: 1 DP: 0 HBP: 0						

TOP

Houston Astros @ San Diego Padres

Qualcomm Stadium, San Diego, CA

Fri Jul 24 1998, 10:05 PM EDT
Att. 31,047 - Cloudy - 72 F

livebaseballscorecards.com

AB	33
R	2
H	7
RBI	2
BB	2
SO	7
LOB	17

PITCHER		IP	WLS	BF	H	R	ER	SO	BB	IBB	HBP	BLK	WP	HR	S	P	ERA	WHIP
Sterling Hitchcock, L ERA: 4.37	(1, 1)	6.0	L	27	6	2	2	6	2	0	0	0	0	0	59	93	3.00	1.333
Donne Wall, R ERA: 2.62	(7, 1)	2.0		7	1	0	0	1	0	0	0	0	0	0	13	21	0.00	0.500
Dan Miceli, R ERA: 3.56	(9, 1)	1.0		3	0	0	0	0	0	0	0	0	0	0	5	9	0.00	0.000

PITCHER	IP	WLS	BF	H	R	ER	SO	BB	IBB	HBP	BLK	WP	HR	S	P	ERA	WHIP

BOTTOM

Batter	1	2	3	4	5	6	7	8	9	AB	R	H	RBI	BB	SO	LOB
Quilvio Veras, S (1, 4) OBP: 0.392, SLG: 0.353	C X 0-1 F9 ①		B C X 1-1 1B			F C C 0-3 K ②		B C C H 2-2 S HBP		3	0	1	0	0	1	0
Tony Gwynn, L (1, 9) OBP: 0.358, SLG: 0.454 Dan Miceli, R (9, 1) OBP: 1.000, SLG: 1.000	F B X 1-1 2B		B X 1-0 F7 ③			C B C B B X 3-2 1B		C 1 SAFE X 0-1 F7 ②		4 0	0 0	2 0	0 0	0 0	0 0	2 0
Ken Caminiti, S (1, 5) OBP: 0.369, SLG: 0.530	B B B F X 3-1 G6-3 ②			X 0-0 P3 ①		B C B C F B F X 3-2 F7 ③		1 SAFE 1 SAFE B C F B 1 SAFE 1 SAFE B 3-3 F S K ③ 1-2		4	0	0	0	0	1	3
Greg Vaughn, R (1, 7) OBP: 0.388, SLG: 0.677	B X 1-0 F7 ③			S B F B X 2-2 F7 ②			B X 1-0 F9 ①		B B B C X 3-1 F8 ①	4	0	0	0	0	0	1
Wally Joyner, L (1, 3) OBP: 0.384, SLG: 0.469		F B B X 2-1 G5-3 ①		C B S C 1-3 K ③			F B X 1-1 G6-3 ②		B B X 2-0 G3 ②	4	0	0	0	0	1	0
Ruben Rivera, R (1, 8) OBP: 0.385, SLG: 0.523 (9, 9)		B S B B S X 3-2 G6-3 ②			S S S 0-3 K ①		C F B X 1-2 HR		B C B X 2-1 P6 ③	4	1	1	1	0	1	0
Carlos Hernandez, R (1, 2) OBP: 0.310, SLG: 0.384		C B X 1-1 F8 ③			C C C 0-3 K ②		B F B F B X 3-2 FC5-4 1B			3	0	1	0	0	1	0
Chris Gomez, R (1, 6) OBP: 0.324, SLG: 0.347			F B B X 2-1 G5-3 ①		C S B B F B C 3-3 K ③		B C C C X 1-2 FC5-4 1-2f ③			3	0	0	0	0	1	1
Sterling Hitchcock, L (1, 1) OBP: 0.185, SLG: 0.185 Andy Sheets, R (6, PH) OBP: 0.280, SLG: 0.348 Donne Wall, R (7, 1) OBP: 0.333, SLG: 0.333 Jim Leyritz, R (8, PH) OBP: 0.399, SLG: 0.537 Steve Finley, L (8, PH) OBP: 0.304, SLG: 0.405 (9, 8)			C F F C 0-3 K ②			C X 0-1 L9 ①		B B C X 2-1 G4-3 ①		1 1 0 0 1	0 0 0 0 0	0 0 0 0 0	0 0 0 0 0	0 0 0 0 0	1 0 0 0 0	0 0 0 0 0
Inning Stats	R: 0 E: 0 K: 0 S: 7 H: 1 LOB: 1 BB: 0 P: 12	R: 0 E: 0 K: 0 S: 7 H: 0 LOB: 0 BB: 0 P: 13	R: 0 E: 0 K: 1 S: 9 H: 1 LOB: 1 BB: 0 P: 13	R: 0 E: 0 K: 1 S: 7 H: 0 LOB: 0 BB: 0 P: 10	R: 0 E: 0 K: 3 S: 10 H: 0 LOB: 0 BB: 0 P: 13	R: 0 E: 0 K: 1 S: 13 H: 1 LOB: 1 BB: 0 P: 19	R: 1 E: 0 K: 0 S: 12 H: 2 LOB: 1 BB: 0 P: 19	R: 0 E: 0 K: 1 S: 10 H: 0 LOB: 1 BB: 0 P: 17	R: 0 E: 0 K: 0 S: 5 H: 0 LOB: 0 BB: 0 P: 12	1B: 3 2B: 1 3B: 0 HR: 1	SF: 0 SAC: 0 DP: 0 HBP: 1			WP: 0 PB: 0 SB: 1 CS: 0	PA: 33		

PITCHER		IP	WLS	BF	H	R	ER	SO	BB	IBB	HBP	BLK	WP	HR	S	P	ERA	WHIP
Pete Schourek, L ERA: 4.14	(1, 1)	7.0	W	26	5	1	1	6	0	0	0	0	0	1	65	99	1.29	0.714
Jay Powell, R ERA: 3.68	(8, 1)	1.0		4	0	0	0	1	0	0	1	0	0	0	10	17	0.00	0.000
Mike Magnante, L ERA: 5.4	(9, 1)	1.0	S	3	0	0	0	0	0	0	0	0	0	0	5	12	0.00	0.000

PITCHER	IP	WLS	BF	H	R	ER	SO	BB	IBB	HBP	BLK	WP	HR	S	P	ERA	WHIP

Houston Astros @ San Diego Padres

Qualcomm Stadium, San Diego, CA

Fri Jul 24 1998, 10:05 PM EDT

Att. 31,047 - Cloudy - 72 F

livebaseballscorecards.com

AB	32
R	1
H	5
RBI	1
BB	0
SO	7
LOB	7

Batter	1	2	3	4	5	6	7	8	9	AB	R	H	RBI	BB	SO	LOB
Craig Biggio, R (1, 4) OBP: 0.391, SLG: 0.491	C F B X 1-2 P4 ①		X 0-0 E5 E 1B 1-2 G6-3		B S F F B X 2-2 5 FC5-4 1B	B B X 2-0 F9 ③		B F F B X 2-2 G5-3 ③		5	1	1	0	0	0	3
Ricky Gutierrez, R (1, 6) OBP: 0.370, SLG: 0.355	X 0-0 G6-4-3 1B		B X 1-0 E2 G6-3 1-3 2-H 1B		X 0-0 F9 ①		C S B F S 1-3 K ①		B B C F B F S 3-3 K ①	5	0	2	1	0	2	1
Derek Bell, R (1, 9) OBP: 0.363, SLG: 0.501	S 1 SAFE B B 1 SAFE X 2-1 G6-4-3 ②③ 1-2f		B B B C X 3-1 G6-3 ② 2-3 3-H		B 1 SAFE B 1 SAFE X 2-0 P3 ②		X 0-0 1B 2B		B B F B X 3-1 P2 ②	5	1	1	1	0	0	3
5 Jeff Bagwell, R (1, 3) OBP: 0.400, SLG: 0.516		B B B F B 4-1 FC5-4 BB	B B S C B S 3-3 K ③		X 0-0 FC5-4 ③ 1-2f		C X 0-1 G5-3 ②		B B S B B 4-1 BB	3	0	0	0	2	1	3
Moises Alou, R (1, 7) OBP: 0.378, SLG: 0.578		1 SAFE X 0-0 FC5-4 1B ① 1-2f		B S S B X 3-1 F9 ①		B S B B B 4-1 1B G4-3 SF8 BB	F B B B B 4-1 1B BB		B C B S S 2-3 K ③	3	1	0	0	2	1	2
Richard Hidalgo, R (1, 8) OBP: 0.311, SLG: 0.384 Carl Everett, S (7, PH) OBP: 0.398, SLG: 0.520 (7, 8)		B 1 SAFE B X 2-0 G4-6-3 1-2 1B		X 0-0 P3 ②		1 SAFE B X 1-0 G4-3 ① 1-2	C B B X 2-1 S 1-3 2-H 1B			3 1	0 0	1 1	0 1	0 1	0 0	1 0
Tony Eusebio, R (1, 2) OBP: 0.336, SLG: 0.316		F B B X 2-1 G4-6-3 ②③ 1-2f		B B B C X 3-1 2B 1B		X 0-0 1B 2-3 1B	B F B F X 2-2 F8 1-2			4	1	2	0	0	0	4
Tim Bogar, R (1, 5) OBP: 0.259, SLG: 0.257 Bill Spiers, L (8, PH) OBP: 0.363, SLG: 0.374 (8, 5)			B S X 1-1 G6-3 ① B B F C X 2-2 1-H 2B		B B 1 SAFE F X 2-1 SF8 ② 3-H			F B C F S 1-3 K ①		2 1	0 0	1 0	2 0	0 0	0 1	0 0
Shane Reynolds, R (1, 1) OBP: 0.140, SLG: 0.175 Trever Miller, R (4, 1) OBP: 0.500, SLG: 1.000 Sean Berry, R (6, PH) OBP: 0.375, SLG: 0.457 C.J. Nitkowski, L (6, 1) 35 Dave Clark, L (8, PH) OBP: 0.265, SLG: 0.220 Scott Elarton, R (8, 1)			X 0-0 E 1B 1B C S B S 1-3 K ③		X 0-0 1-2 1B			S F B C 1-3 K ②		2 0 1 0 1 0	1 0 0 0 0 0	1 0 1 0 0 0	0 0 0 0 0 0	1 0 0 0 0 0	1 0 0 0 1 0	1 0 0 0 0 0
Inning Stats	R: 0 H: 1 E: 0 LOB: 0 K: 0 BB: 0 S: 6 P: 9	R: 0 H: 1 E: 0 LOB: 1 K: 0 BB: 1 S: 5 P: 13	R: 2 H: 2 E: 2 LOB: 1 K: 1 BB: 0 S: 10 P: 18	R: 1 H: 2 E: 0 LOB: 1 K: 1 BB: 0 S: 11 P: 20	R: 0 H: 1 E: 0 LOB: 1 K: 0 BB: 0 S: 7 P: 11	R: 1 H: 2 E: 0 LOB: 2 K: 0 BB: 1 S: 7 P: 16	R: 1 H: 2 E: 0 LOB: 2 K: 1 BB: 1 S: 13 P: 22	R: 0 H: 0 E: 0 LOB: 0 K: 2 BB: 0 S: 11 P: 15	R: 0 H: 0 E: 0 LOB: 1 K: 2 BB: 1 S: 10 P: 22	1B: 9 2B: 2 3B: 0 HR: 0	SF: 1 SAC: 0 DP: 2 HBP: 0					

TOP

Houston Astros @ San Diego Padres

Qualcomm Stadium, San Diego, CA

Sat Jul 25 1998, 6:33 AM EDT

Att. 54,176 - Sunny - 76 F

livebaseballscorecards.com

AB	36
R	5
H	11
RBI	5
BB	4
SO	7
LOB	18

WP: 0 PA: 41
PB: 0
SB: 1
CS: 0

PITCHER		IP	WLS	BF	H	R	ER	SO	BB	IBB	HBP	BLK	WP	HR	S	P	ERA	WHIP
24 Mark Langston, L ERA: 5.51	(1, 1)	5.2	W	26	8	4	2	2	2	0	0	0	0	0	44	83	3.18	1.765
Jim Bruske, R ERA: 3.6	(6, 1)	1.0		7	3	1	1	1	1	0	0	0	0	0	12	21	9.00	4.000
Scott Sanders, R ERA: 12.0	(7, 1)	0.1		1	0	0	0	0	0	0	0	0	0	0	3	5	0.00	0.000
Dan Miceli, R ERA: 3.49	(8, 1)	1.0		3	0	0	0	2	0	0	0	0	0	0	11	15	0.00	0.000
Trevor Hoffman, R ERA: 1.57	(9, 1)	1.0	S	4	0	0	0	2	1	0	0	0	0	0	10	22	0.00	1.000

BOTTOM

Houston Astros @ San Diego Padres

Qualcomm Stadium, San Diego, CA

Sat Jul 25 1998, 6:33 AM EDT

Att. 54,176 - Sunny - 76 F

livebaseballscorecards.com

Batter	1	2	3	4	5	6	7	8	9	AB	R	H	RBI	BB	SO	LOB
Quilvio Veras, S (1, 4) OBP: 0.392, SLG: 0.355	4-2 1B 1B BB	2-2 2B		2-2 ① G1-3	0-2 E6		1 SAFE 1 SAFE 1-0 ③ F7			4	1	1	0	1	0	1
Tony Gwynn, L (1, 9) OBP: 0.359, SLG: 0.452	0-0 ① F7	4-0 BB		0-2 G5-3 BB E 1B	1-2 ③ G3			0-1 ① G4-3		4	1	1	0	1	0	2
Trevor Hoffman, R (9, 1)										0	0	0	0	0	0	0
Ken Caminiti, S (1, 5) OBP: 0.370, SLG: 0.527	2-0 1B 1-3 2B 1B	3-1 ③ F7		4-0 E G5-3 1-2 1B BB		0-0 ① G6-3		1-3 ② K		4	2	1	0	1	1	2
Greg Vaughn, R (1, 7) OBP: 0.386, SLG: 0.678	2-3 ② K		3-0 HR	1-0 ② G5-3 1-2 2-3		2-1 E6 S SF8		1-3 ③ K		5	2	1	1	0	2	4
Wally Joyner, L (1, 3) OBP: 0.383, SLG: 0.468	3-1 2B 1-2 3-H 1B		2-1 ① F8	2-2 E5 1B 2-3 3-H		3-1 ② SF8 2-H				3	0	1	2	0	0	1
Steve Finley, L (1, 8) OBP: 0.306, SLG: 0.409	0-1 1-3 2-H 2B		0-1 ② G4-3	0-1 1-2 3-H 1B		3-1 ③ G4-3				4	0	2	2	0	0	0
Greg Myers, L (1, 2) OBP: 0.291, SLG: 0.356	1-3 ③ K		3-2 1B 1B	1-2 ③ F8			2-2 HBP			2	0	1	0	0	1	2
Jim Leyritz, R (4, PH) OBP: 0.400, SLG: 0.534										1	0	0	0	0	0	2
Andy Sheets, R (5, 2)										0	0	0	0	0	0	0
Dan Miceli, R (7, PR) OBP: 1.000, SLG: 1.000										0	0	0	0	0	0	0
Ruben Rivera, R (8, 1) OBP: 0.385, SLG: 0.523										0	0	0	0	0	0	0
Chris Gomez, R (9, 9) OBP: 0.323, SLG: 0.346 (1, 6)		2-3 ① K	0-1 1-2 1B		2-2 ① G6-3		1-0 ① F8			4	0	1	0	0	1	1
24 Mark Langston, R (1, 1) OBP: 0.182, SLG: 0.150		2-1 ② G6-3	0-3 ③ K		3-3 ② K		1 SAFE 2-3 ② K			3	0	0	0	0	2	2
Jim Bruske, R (6, 1)										0	0	0	0	0	0	0
Scott Sanders, R (7, 1)										0	0	0	0	0	0	0
Carlos Hernandez, R (7, PH) OBP: 0.309, SLG: 0.383										1	0	0	0	0	1	1
										1B: 6	SF: 1			WP: 0	PA: 40	
										2B: 2	SAC: 0			PB: 0		
										3B: 0	DP: 0			SB: 1		
										HR: 1	HBP: 1			CS: 0		
Inning Stats	R: 2 E: 0 K: 2 S: 15 H: 3 LOB: 2 BB: 1 P: 27	R: 0 E: 0 K: 1 S: 11 H: 1 LOB: 2 BB: 1 P: 24	R: 1 E: 0 K: 1 S: 13 H: 3 LOB: 2 BB: 0 P: 21	R: 2 E: 1 K: 0 S: 16 H: 2 LOB: 2 BB: 1 P: 26	R: 0 E: 1 K: 1 S: 13 H: 0 LOB: 1 BB: 0 P: 19	R: 1 E: 1 K: 0 S: 7 H: 0 LOB: 0 BB: 0 P: 15	R: 0 E: 0 K: 1 S: 9 H: 0 LOB: 1 BB: 0 P: 15	R: 0 E: 0 K: 2 S: 8 H: 0 LOB: 0 BB: 0 P: 10									

PITCHER		IP	WLS	BF	H	R	ER	SO	BB	IBB	HBP	BLK	WP	HR	S	P	ERA	WHIP
Shane Reynolds, R (1, 1) ERA: 3.63		3.2	L	23	8	5	3	4	3	0	0	0	0	1	49	91	7.36	3.000
Trever Miller, L (4, 1) ERA: 2.48		1.1		6	1	0	0	1	0	0	0	0	0	0	19	26	0.00	0.750
C.J. Nitkowski, L (6, 1) ERA: 3.35		2.0		8	0	1	0	1	0	0	1	0	0	0	16	30	0.00	0.000
Scott Elarton, R (8, 1) ERA: 3.91		1.0		3	0	0	0	2	0	0	0	0	0	0	8	10	0.00	0.000

PITCHER	IP	WLS	BF	H	R	ER	SO	BB	IBB	HBP	BLK	WP	HR	S	P	ERA	WHIP

Batter	1	2	3	4	5	6	7	8	9	10	AB	R	H	RBI	BB	SO	LOB
Craig Biggio, R (1, 4) OBP: 0.393, SLG: 0.495	C B X 1-1 1B G4-1 1B		B B C F X 2-2 ② F8		X 0-0 2-H 3-H 2B		C X 0-1 ③ G6-3			F B X 1-1 FC6-4 1B	5	1	3	2	0	0	0
Bill Spiers, L (1, 5) OBP: 0.361, SLG: 0.370	C 1 F B B 1 B X SAFE SAFE 3-2 G4-1 1-3 1B		B F S S 1-3 ③ K		S F C 0-3 ② K			B C B S X 2-2 ① F8		C X 0-1 ② FC6-4 1-2f	5	0	1	0	0	2	2
Carl Everett, S (1, 8) OBP: 0.392, SLG: 0.511	B X 1-0 ① G4-1 1-2 3-H			B X 1-0 ① G4-3	F S F F B F X 1-2 ③ P6			B B B C X 3-1 F9		C B 1 S 1 B X SAFE SAFE 2-2 ③ G1-3	5	0	0	1	0	0	3
5 Jeff Bagwell, R (1, 3) OBP: 0.401, SLG: 0.515	C S C 0-3 ② K			S B F B B F X 3-2 1B		B B C B X 3-1 1B		B C B X 2-1 ③ F9			4	0	2	0	0	1	1
Moises Alou, R (1, 7) OBP: 0.377, SLG: 0.582	B X 1-0 ③ G5-3			S F S 0-3 ② K		B F X 1-1 ① P4			X 0-0 HR		4	1	1	1	0	1	3
35 Dave Clark, L (1, 9) OBP: 0.255, SLG: 0.211 Doug Henry, R (9, 1) Mike Magnante, L (9, 1) OBP: 1.000, SLG: 1.000		C B X 1-1 ① G6-3		1 SAFE 1 B X 1-0 ③ G4-3		1 SAFE 1 B S 1 SAFE S C 1-3 ② K			C B S S 1-3 ① K		4 0 0	0 0 0	0 0 0	0 0 0	0 0 0	2 0 0	2 0 0
Ricky Gutierrez, R (1, 6) OBP: 0.369, SLG: 0.353		C F F C 0-3 ② K	C B X 1-1 SH2-4 1B 2B 1B		C F S 0-3 ③ K				S X 0-1 ② G4-3		4	1	1	0	0	2	1
Brad Ausmus, R (1, 2) OBP: 0.352, SLG: 0.347		B C B C F B S 3-3 ③ K	C 1 SAFE 1 SAFE X 0-1 SH2-4 1-2 2B 1B				F B C S 1-3 ① K		S B F B C 2-3 ③ K		4	1	1	0	0	3	0
Mike Hampton, R (1, 1) OBP: 0.325, SLG: 0.306 J.R. Phillips, L (7, PH) OBP: 0.309, SLG: 0.333 Jay Powell, R (7, 1) Richard Hidalgo, R (9, 9) OBP: 0.308, SLG: 0.381			C C S 0-3 ① K		B L M X 1-2 ① SH2-4 1-2 2-3		S C X 0-2 ② G4-3			C B X 1-1 ① G6-3	1 1 0 1	0 0 0 0	0 0 0 0	0 0 0 0	0 0 0 0	1 0 0 0	0 0 0 0
Inning Stats	R: 1 E: 0 K: 1 S: 10 H: 2 LOB: 1 BB: 0 P: 16	R: 0 E: 0 K: 2 S: 10 H: 0 LOB: 0 BB: 0 P: 14	R: 0 E: 0 K: 2 S: 9 H: 0 LOB: 0 BB: 0 P: 12	R: 0 E: 0 K: 1 S: 9 H: 1 LOB: 1 BB: 0 P: 14	R: 2 E: 0 K: 1 S: 17 H: 3 LOB: 1 BB: 0 P: 20	R: 0 E: 0 K: 2 S: 10 H: 1 LOB: 1 BB: 0 P: 15	R: 0 E: 0 K: 1 S: 8 H: 0 LOB: 0 BB: 0 P: 9	R: 0 E: 0 K: 0 S: 7 H: 0 LOB: 0 BB: 0 P: 14	R: 1 E: 0 K: 2 S: 9 H: 1 LOB: 0 BB: 0 P: 12	R: 0 E: 0 K: 0 S: 9 H: 1 LOB: 1 BB: 0 P: 13	1B: 7 2B: 1 3B: 0 HR: 1	SF: 0 SAC: 1 DP: 0 HBP: 0					

PITCHER		IP	WLS	BF	H	R	ER	SO	BB	IBB	HBP	BLK	WP	HR	S	P	ERA	WHIP
Kevin Brown, R ERA: 2.61	(1, 1)	8.0		31	7	3	3	10	0	0	0	0	0	0	80	114	3.38	0.875
Trevor Hoffman, R ERA: 1.72	(9, 1)	1.0		4	1	1	1	2	0	0	0	0	0	1	9	12	9.00	1.000
Donne Wall, R ERA: 2.56	(10, 1)	1.0	W	4	1	0	0	0	0	0	0	0	0	0	9	13	0.00	1.000

PITCHER	IP	WLS	BF	H	R	ER	SO	BB	IBB	HBP	BLK	WP	HR	S	P	ERA	WHIP

TOP

Houston Astros @ San Diego Padres

Qualcomm Stadium, San Diego, CA

Sun Jul 26 1998, 6:33 AM EDT
Att. 41,034 - Sunny - 75 F

livebaseballscorecards.com

AB	38
R	4
H	9
RBI	4
BB	0
SO	12
LOB	12

1B: 7 SF: 0
2B: 1 SAC: 1
3B: 0 DP: 0
HR: 1 HBP: 0

WP: 0 PA: 39
PB: 0
SB: 0
CS: 0

Batter	1	2	3	4	5	6	7	8	9	10	AB	R	H	RBI	BB	SO	LOB
Quilvio Veras, S (1, 4) OBP: 0.395, SLG: 0.360	G4-3 G6-3 2B		FC6-4 1B		F9 ①		F7 ①		1-2 BB		4	1	2	0	1	0	0
Steve Finley, L (1, 8) OBP: 0.305, SLG: 0.408	G4-3 2-3 ①		FC6-4 1-2f HR ②		E 2B ②		G4-3 ②		P4 ②		5	2	1	0	0	0	4
Ken Caminiti, S (1, 5) OBP: 0.371, SLG: 0.537 Ed Giovanola, L (9, 5) OBP: 0.342, SLG: 0.362	G6-3 3-H ②		1-H HR		E4 2-H 1B		F7 ③		K ③		4 1	1 0	2 0	3 0	0 0	0 1	0 2
Greg Vaughn, R (1, 7) OBP: 0.384, SLG: 0.671	G6-3 ③		G5-3 ③		F8 ②			BB		G6-3 ①	4	0	0	0	1	0	1
Jim Leyritz, R (1, 3) OBP: 0.394, SLG: 0.525 Wally Joyner, L (8, 3) OBP: 0.381, SLG: 0.465		G5-3 ①		G2-3 ①	G4-3 ③			K ①		G6-3 ②	3 2	0 0	0 0	0 0	0 0	0 1	1 1
Ruben Rivera, R (1, 9) OBP: 0.385, SLG: 0.522		1B BB		F8 ②	K			K ②		2-2 1B 2B	4	1	1	0	1	2	1
Carlos Hernandez, R (1, 2) OBP: 0.314, SLG: 0.384		1 SAFE G5-4-3 1-2 1B		1B 1B	F9 ②			K ③		4-0 1B IBB	4	0	2	0	1	1	1
Chris Gomez, R (1, 6) OBP: 0.326, SLG: 0.349 Tony Gwynn, L (9, PH) OBP: 0.358, SLG: 0.451 Andy Sheets, R (10, 6) OBP: 0.297, SLG: 0.353		G5-4-3 1-2f ②③		1-2 1B	1B				F8 ①	1-2 2-H 1B	3 1 1	0 0 0	2 0 1	0 0 1	0 0 1	0 0 0	2 0 0
Kevin Brown, R (1, 1) OBP: 0.241, SLG: 0.231 Trevor Hoffman, R (9, 1) Mark Sweeney, L (9, PH) OBP: 0.316, SLG: 0.283 Donne Wall, R (10, 1) OBP: 0.333, SLG: 0.333			G1-3 ①	K ③	B2-3 ③				BB		3 0 0 0	0 0 0 0	0 0 0 0	0 0 0 0	0 0 1 0	1 0 0 0	3 0 0 0

Inning Stats	1	2	3	4	5	6	7	8	9	10
	R: 1 E: 0 K: 0 S: 14	R: 0 E: 0 K: 0 S: 8	R: 2 E: 0 K: 0 S: 8	R: 0 E: 0 K: 1 S: 11	R: 1 E: 1 K: 0 S: 6	R: 0 E: 0 K: 1 S: 9	R: 0 E: 0 K: 0 S: 4	R: 0 E: 0 K: 3 S: 10	R: 0 E: 0 K: 1 S: 13	R: 1 E: 0 K: 0 S: 14
	H: 1 LOB: 0 BB: 0 P: 20	H: 1 LOB: 1 BB: 1 P: 14	H: 2 LOB: 0 BB: 0 P: 13	H: 2 LOB: 2 BB: 0 P: 18	H: 2 LOB: 1 BB: 0 P: 11	H: 1 LOB: 0 BB: 0 P: 13	H: 0 LOB: 0 BB: 0 P: 8	H: 0 LOB: 1 BB: 1 P: 21	H: 0 LOB: 2 BB: 2 P: 23	H: 2 LOB: 2 BB: 1 P: 25

1B: 7 SF: 0 WP: 0 PA: 44
2B: 3 SAC: 0 PB: 0
3B: 0 DP: 1 SB: 0
HR: 1 HBP: 0 CS: 0

PITCHER	IP	WLS	BF	H	R	ER	SO	BB	IBB	HBP	BLK	WP	HR	S	P	ERA	WHIP
Mike Hampton, L (1, 1) ERA: 3.7	6.0		27	9	4	4	2	1	0	0	0	0	1	56	89	6.00	1.667
Jay Powell, R (7, 1) ERA: 3.52	2.0		7	0	0	0	3	1	0	0	0	0	0	14	29	0.00	0.500
Doug Henry, R (9, 1) ERA: 2.74	0.1		3	0	0	0	0	2	0	0	0	0	0	8	16	0.00	6.000
Mike Magnante, L (9, 1) ERA: 5.45	1.1	L	7	2	1	1	1	0	1	0	0	0	0	19	32	6.75	1.500

PITCHER	IP	WLS	BF	H	R	ER	SO	BB	IBB	HBP	BLK	WP	HR	S	P	ERA	WHIP

BOTTOM

Houston Astros @ San Diego Padres

Qualcomm Stadium, San Diego, CA

Sun Jul 26 1998, 6:33 AM EDT
Att. 41,034 - Sunny - 75 F

livebaseballscorecards.com

AB	39
R	5
H	11
RBI	4
BB	5
SO	6
LOB	16

San Diego Padres @ New York Mets

Shea Stadium, Flushing, NY

Tue Jul 28 1998, 7:05 PM EDT

Att. 21,005 - Unknown - 80 F

livebaseballscorecards.com

TOP

Batter	1	2	3	4	5	6	7	8	9	AB	R	H	RBI	BB	SO	LOB
Quilvio Veras, S (1, 4) OBP: 0.393, SLG: 0.358	C B F B B S 3-3 ① K		C X 0-1 ① SH5-3 1-2		B F B X 2-1 ① G6-3		C X 0-1 ② L7		B X 1-0 1-2 1B	4	0	1	0	0	1	1
Tony Gwynn, L (1, 9) OBP: 0.361, SLG: 0.461	B C B X 2-1 BB 1B		X 0-0 2-H HR		F F X 0-2 ② G4-3		C B B B X 3-1 1-3 1B		X 0-0 ① F8 2-3	5	1	3	2	0	0	2
Ken Caminiti, S (1, 5) OBP: 0.367, SLG: 0.529 Andy Sheets, R (7, 6) OBP: 0.295, SLG: 0.351	C C S 0-3 ② K		C B B S F B S 3-3 ② K2-3		C C S 0-3 ③ K		B B F F F F C 2-3 ③ K		S C B S 1-3 ② K	4 1	0 0	0 0	0 0	0 0	4 1	3 2
Greg Vaughn, R (1, 7) OBP: 0.382, SLG: 0.664	B B B B 4-0 1-2 BB		B F B B S S 3-3 ③ K			B F S C 1-3 ① K		S B B F X 2-2 ① P6	B T S S 1-3 ③ K	4	0	0	0	1	3	2
Wally Joyner, L (1, 3) OBP: 0.385, SLG: 0.482	F X 0-1 ③ L8			X 0-0 HR		B C B X 2-1 2B		X 0-0 1B 1B		4	1	3	1	0	0	2
Steve Finley, L (1, 8) OBP: 0.304, SLG: 0.407		S S B B F X 2-2 ① F8		C F B X 1-2 ① G3		B C B F B F X 3-2 ② G1-3		S B B X 2-1 1-2 1B		4	0	1	0	0	0	1
Carlos Hernandez, R (1, 2) OBP: 0.310, SLG: 0.380 Greg Myers, L (8, PH) OBP: 0.288, SLG: 0.353 (8, 2)		F F F B F C 1-3 ② K		C C F B B B B F C 3-3 ② K		B F B X 2-1 ③ G5-3		C X 0-1 ② F7		3 1	0 0	0 0	0 0	0 0	2 0	1 2
Chris Gomez, R (1, 6) OBP: 0.327, SLG: 0.348 Ed Giovanola, L (7, PH) OBP: 0.336, SLG: 0.355 (7, 5)		F B B X 2-1 ③ G5-3		F B B B F B 4-2 BB			B F X 1-1 ① F7	B B B C C C 3-3 ③ K		1 2	0 0	0 0	0 0	1 0	0 1	0 2
Andy Ashby, R (1, 1) OBP: 0.151, SLG: 0.137 Mark Sweeney, L (7, PH) OBP: 0.322, SLG: 0.290 Jim Bruske, R (7, 1) Brian Boehringer, S (8, 1) Jim Leyritz, R (9, PH) OBP: 0.397, SLG: 0.527			B B B B 4-0 SH5-3 HR BB	S 1 SAFE S F B F S 1-3 ③ K			B B X 2-0 1B 1B		X 0-0 F8 1B 1B	1 1 0 0 1	1 0 0 0 0	0 1 0 0 0	0 0 0 0 0	1 0 0 0 0	1 0 0 0 0	1 0 0 0 0
Inning Stats	R: 0 H: 1 E: 0 LOB: 2 K: 2 BB: 1 S: 10 P: 19	R: 0 H: 0 E: 0 LOB: 0 K: 1 BB: 0 S: 11 P: 16	R: 2 H: 1 E: 0 LOB: 0 K: 2 BB: 1 S: 10 P: 20	R: 1 H: 1 E: 0 LOB: 1 K: 2 BB: 1 S: 16 P: 25	R: 0 H: 0 E: 0 LOB: 0 K: 1 BB: 0 S: 8 P: 10	R: 0 H: 1 E: 0 LOB: 1 K: 1 BB: 0 S: 11 P: 19	R: 0 H: 2 E: 0 LOB: 2 K: 1 BB: 0 S: 12 P: 20	R: 0 H: 2 E: 0 LOB: 2 K: 1 BB: 0 S: 11 P: 18	R: 0 H: 2 E: 0 LOB: 2 K: 2 BB: 0 S: 9 P: 12	1B: 7 2B: 1 3B: 0 HR: 2	SF: 0 SAC: 1 DP: 0 HBP: 0			WP: 0 PB: 0 SB: 0 CS: 0	PA: 40		

PITCHER		IP	WLS	BF	H	R	ER	SO	BB	IBB	HBP	BLK	WP	HR	S	P	ERA	WHIP
Hideo Nomo, R ERA: 4.35	(1, 1)	5.0	W	21	3	3	3	8	3	0	0	0	0	2	55	90	5.40	1.200
Bill Pulsipher, L ERA: 7.24	(6, 1)	0.2		3	1	0	0	1	0	0	0	0	0	0	9	15	0.00	1.500
Turk Wendell, R ERA: 3.35	(6, 1)	1.0		4	1	0	0	0	0	0	0	0	0	0	7	12	0.00	1.000
Dennis Cook, L ERA: 1.8	(7, 1)	0.2		5	3	0	0	1	0	0	0	0	0	0	13	22	0.00	4.500
Greg McMichael, R ERA: 3.83	(8, 1)	1.2	S	7	2	0	0	3	0	0	0	0	0	0	14	20	0.00	1.200

PITCHER	IP	WLS	BF	H	R	ER	SO	BB	IBB	HBP	BLK	WP	HR	S	P	ERA	WHIP

AB	36
R	3
H	10
RBI	3
BB	3
SO	13
LOB	19

Batter	1	2	3	4	5	6	7	8	9	AB	R	H	RBI	BB	SO	LOB
Brian McRae, S (1, 8) OBP: 0.361, SLG: 0.494	S B X 1-1 F7 ①		C B C B X 2-2 G6-3 ②		C B X 1-1 G6-3 HR 1B 1-2 2-H		1 SAFE B B C F X 2-2 1-H HR			4	2	2	3	0	0	0
Edgardo Alfonzo, R (1, 5) OBP: 0.349, SLG: 0.377	B B B C C C 3-3 K ②		C B B X 2-1 1B		B S F B B X 3-2 G6-3 ② 1-2 2-3		B C S B X 2-2 F8 ②			4	0	1	0	0	1	2
John Olerud, L (1, 3) OBP: 0.442, SLG: 0.533	B B X 2-0 31 1B 1B		B X 1-0 F8 ③		X 0-0 HR 2-H 3-H		B C B F F F X 2-2 1B			4	1	3	3	0	0	1
31 Mike Piazza, R (1, 2) OBP: 0.369, SLG: 0.504	C X 0-1 1-3 1B			C X 0-1 G6-3 ①	C X 0-1 G5-3 ③		B C X 1-1 G4-3 ③			4	0	1	0	0	0	1
Todd Hundley, S (1, 7) OBP: 0.245, SLG: 0.208 Lenny Harris, L (7, 7) OBP: 0.318, SLG: 0.335	F B S T S 1-3 K ③			C F B F C 1-3 K ②		X 0-0 F7 ①		C S S F X 0-2 S 1B 1B		3 1	0 1	0 1	0 1	0 0	2 0	2 0
Carlos Baerga, S (1, 4) OBP: 0.301, SLG: 0.380		C X 0-1 E8 G5-4-3		X 0-0 G3-1 ③		B F X 1-1 F7 ②		B F F X 1-2 P2 ①		4	0	0	0	0	0	1
Butch Huskey, R (1, 9) OBP: 0.306, SLG: 0.404		F X 0-1 G5-4-3 ① ② 1-2f			S X 0-1 F8 ①	C X 0-1 G5-3 ③		C 1 SAFE B 1 SAFE S F 1 SAFE F B 2-2 F X F8 ② 1-2		4	0	0	0	0	0	2
Luis Lopez, S (1, 6) OBP: 0.339, SLG: 0.360		C X 0-1 G6-3 ③			B X 1-0 1B 2B		C X 0-1 HR 1B	B C X 1-1 2-H 1B		4	2	3	1	0	0	0
Hideo Nomo, R (1, 1) OBP: 0.189, SLG: 0.250 Bernard Gilkey, R (5, PH) OBP: 0.319, SLG: 0.332 Bill Pulsipher, L (6, 1) Turk Wendell, L (6, 1) Dennis Cook, L (7, 1) Greg McMichael, R (8, 1)		X 0-0 F7 ①			B B B 4-0 G6-3 1B HR BB		B P F 1 SAFE X 2-1 P6 ①	B C C B X 2-2 L9 ③		1 0 0 0 1 1	0 1 0 0 0 0	0 0 0 0 0 0	0 1 0 0 0 0	0 0 0 0 0 0	0 0 0 0 0 0	0 0 0 0 1 1
Inning Stats	R: 0 E: 0 K: 2 S: 12 H: 2 LOB: 2 BB: 0 P: 19	R: 0 E: 1 K: 0 S: 6 H: 0 LOB: 0 BB: 0 P: 6	R: 0 E: 0 K: 0 S: 7 H: 1 LOB: 1 BB: 0 P: 12	R: 0 E: 0 K: 1 S: 7 H: 0 LOB: 0 BB: 0 P: 8	R: 4 E: 0 K: 0 S: 11 H: 3 LOB: 0 BB: 1 P: 20	R: 0 E: 0 K: 0 S: 5 H: 0 LOB: 0 BB: 0 P: 6	R: 2 E: 0 K: 0 S: 18 H: 3 LOB: 1 BB: 0 P: 26	R: 1 E: 0 K: 0 S: 18 H: 2 LOB: 1 BB: 0 P: 24		1B: 8 2B: 1 3B: 0 HR: 2	SF: 0 SAC: 0 DP: 1 HBP: 0					

PITCHER		IP	WLS	BF	H	R	ER	SO	BB	IBB	HBP	BLK	WP	HR	S	P	ERA	WHIP
Andy Ashby, R ERA: 2.62	(1, 1)	6.0	L	25	6	4	4	3	1	0	0	0	0	1	48	71	6.00	1.167
Jim Bruske, R ERA: 3.91	(7, 1)	1.0		6	3	2	2	0	0	0	0	0	0	1	18	26	18.00	3.000
Brian Boehringer, R ERA: 5.4	(8, 1)	1.0		5	2	1	1	0	0	0	0	0	0	0	18	24	9.00	2.000

PITCHER	IP	WLS	BF	H	R	ER	SO	BB	IBB	HBP	BLK	WP	HR	S	P	ERA	WHIP

BOTTOM

San Diego Padres @ New York Mets

Shea Stadium, Flushing, NY

Tue Jul 28 1998, 7:05 PM EDT
Att. 21,005 - Unknown - 80 F

livebaseballscorecards.com

AB	35
R	7
H	11
RBI	7
BB	1
SO	3
LOB	11

WP: 0	PB: 0	SB: 1	CS: 0
PA: 36			

Batter	1	2	3	4	5	6	7	8	9	AB	R	H	RBI	BB	SO	LOB
Quilvio Veras, S (1, 4) OBP: 0.389, SLG: 0.353	B C S B F X 2-2 ① P5		C B F C 1-3 ② K		B B C F F X 2-2 ② P2		B B C B S C 3-3 ① K	B C F C 1-3 ② K		5	0	0	0	0	3	1
Tony Gwynn, L (1, 9) OBP: 0.366, SLG: 0.475	F X 0-1 ② G6-3		B C X 1-1 HBP 2B		C F B F X 1-2 2B		B B C F F X 2-2 BB BB 1B 1-2 1B	F X 0-1 2B		5	1	4	0	0	0	0
Greg Vaughn, R (1, 7) OBP: 0.384, SLG: 0.665	B X 1-0 2B		B S F B B B B 4-2 HBP BB		B B S B S F S 3-3 ③ K		B X 1-0 BB BB 2B 1-2 2-H 1B	C B C B B S 3-3 ③ K		4	1	2	1	1	2	2
Jim Leyritz, R (1, 5) OBP: 0.404, SLG: 0.533 Ed Giovanola, L (7, PR) OBP: 0.333, SLG: 0.352 (7, 5)	B X 1-0 ③ G1-3		H 1-0 1-2 2-3 HBP			X 0-0 F B B B B HR 2B	4-1 BB 2B 1-2 2-3 BB		C X 0-1 ① F7	2 1	1 1	1 0	0 0	1 0	0 0	1 0
Wally Joyner, L (1, 3) OBP: 0.391, SLG: 0.495		C B X 1-1 G4-3 BB 1B	B F F X 1-2 ③ P6			X 0-0 B B B C S F B 2-H HR	4-2 2B 1-2 2-3 3-H BB		B F B C X 2-2 E 1B	4	1	3	3	1	0	3
Ruben Rivera, R (1, 8) OBP: 0.384, SLG: 0.511 Steve Finley, L (7, PH) OBP: 0.303, SLG: 0.405 (7, 8)		S B B B B B 4-1 G4-3 1-2 BB	F F B B S 2-3 ① K			B S B F S 2-3 ① K	S X 0-1 ② P4		F F F X 0-2 E6 G1-6-3 1-2	2 2	0 0	0 0	0 0	1 0	2 0	0 4
Carlos Hernandez, R (1, 2) OBP: 0.307, SLG: 0.376 Greg Myers, L (7, PH) OBP: 0.292, SLG: 0.365 (7, 2)	X 0-0 ① ② G4-3 1-2f 2-3		C B X 1-2 ② L6			F B B F F X 2-2 ② G6-3	B B X 2-0 1-3 2-H 3-H 2B		B B C C B X 3-2 ② ③ G1-6-3 1-2f	3 2	0 0	0 1	0 2	0 0	0 2	2 2
Chris Gomez, R (1, 6) OBP: 0.325, SLG: 0.344 Scott Sanders, R (6, 1) Mark Sweeney, L (7, PH) OBP: 0.319, SLG: 0.287 Donne Wall, R (7, 1) OBP: 0.333, SLG: 0.333		C F C 0-3 ③ K		B B X 2-0 G6-3		B X 1-0 P5	B C F B B X 2-2 ③ F9			3 0 1 0	0 0 0 0	0 0 0 0	0 0 0 0	1 0 0 0	1 0 0 0	1 0 2 0
Joey Hamilton, R (1, 1) OBP: 0.180, SLG: 0.265 Andy Sheets, R (6, 6) OBP: 0.298, SLG: 0.353			C B S B S 2-3 ① K		C B S F S 1-3 ① K	X 0-0 1B 1B 1B	C B X 1-1 ① G6-3			2 2	0 1	0 1	0 0	0 0	2 0	0 0
Inning Stats	R: 0 H: 1 E: 0 LOB: 1 K: 0 BB: 0 S: 8 P: 12	R: 0 H: 1 E: 0 LOB: 1 K: 1 BB: 1 S: 7 P: 12	R: 0 H: 1 E: 0 LOB: 3 K: 2 BB: 1 S: 13 P: 23	R: 0 H: 0 E: 0 LOB: 0 K: 1 BB: 0 S: 7 P: 12	R: 0 H: 1 E: 0 LOB: 1 K: 2 BB: 0 S: 16 P: 23	R: 2 H: 2 E: 0 LOB: 0 K: 1 BB: 0 S: 10 P: 15	R: 4 H: 4 E: 0 LOB: 2 K: 1 BB: 2 S: 19 P: 37	R: 0 H: 1 E: 0 LOB: 1 K: 2 BB: 0 S: 10 P: 15	R: 0 H: 1 E: 1 LOB: 1 K: 0 BB: 0 S: 12 P: 17	1B: 5 SF: 0 2B: 6 SAC: 0 3B: 0 DP: 2 HR: 1 HBP: 1						

San Diego Padres @ New York Mets

Shea Stadium, Flushing, NY

Wed Jul 29 1998, 7:05 PM EDT

Att. 23,694 - Cloudy - 87 F

TOP

livebaseballscorecards.com

AB	38
R	6
H	12
RBI	6
BB	4
SO	10
LOB	18

PITCHER		IP	WLS	BF	H	R	ER	SO	BB	IBB	HBP	BLK	WP	HR	S	P	ERA	WHIP
Al Leiter, L ERA: 2.16	(1, 1)	6.1		29	8	4	4	8	2	0	1	0	0	1	69	110	5.68	1.579
Greg McMichael, R ERA: 4.21	(7, 1)	0.0		2	1	0	0	0	1	0	0	0	0	0	2	7	∞	∞
Mel Rojas, R ERA: 4.46	(7, 1)	0.2	W	4	1	2	2	0	1	0	0	0	0	0	9	17	27.00	3.000
Bill Pulsipher, L ERA: 6.91	(8, 1)	0.2		3	1	0	0	1	0	0	0	0	0	0	7	9	0.00	1.500
John Franco, L ERA: 3.76	(8, 1)	1.1	S	5	1	0	0	1	0	0	0	0	0	0	15	23	0.00	0.750

PITCHER	IP	WLS	BF	H	R	ER	SO	BB	IBB	HBP	BLK	WP	HR	S	P	ERA	WHIP

Batter	1	2	3	4	5	6	7	8	9	AB	R	H	RBI	BB	SO	LOB
Brian McRae, S (1, 8) OBP: 0.366, SLG: 0.504	G3 SF8 2B		F7 ①		G6-4-3 1B	S 1B 2B		CS 1B		5	2	4	1	0	0	1
Edgardo Alfonzo, R (1, 5) OBP: 0.347, SLG: 0.373	G3 ① 2-3		P4 ②		G6-4-3 ① ② 1-2f	1B BB 2-3		SAFE F8 ②		4	0	0	0	1	0	4
John Olerud, L (1, 3) OBP: 0.442, SLG: 0.537	SF8 ② 3-H		FC1-6 ③ 1-2f		1B 2B	1B 1B 1-2 3-H		SAFE CS ③ 1-2		3	1	2	2	0	0	1
31 Mike Piazza, R (1, 2) OBP: 0.373, SLG: 0.514	1B			HR	1B IBB	G4-3 ③				3	1	2	1	1	0	2
Todd Hundley, S (1, 7) OBP: 0.250, SLG: 0.216 Lenny Harris, L (6, 7) OBP: 0.317, SLG: 0.333 (7, 9)	F8 ③			P5 ①	1B 1-3 2-H		G3-1 ①			3 1	0 0	1 0	1 0	0 0	0 0	1 0
Carlos Baerga, S (1, 4) OBP: 0.303, SLG: 0.384		K ①		G4-3 ②	G6-3 1B 2B	1B SF8-3-4-3 1B				4	2	2	0	0	1	0
Bernard Gilkey, R (1, 9) OBP: 0.321, SLG: 0.335 (7, 7)	L5 ②			BB 1B	G6-3 ① 2-3	SAFE SAFE SF8-3-4-3 1-3 1B				4	0	2	0	0	0	1
Luis Lopez, S (1, 6) OBP: 0.342, SLG: 0.362	K ③			SAFE BB 1-2	SH1-4 2B 3-H 1B	SF8-3-4-3 ② ③ 1-2 3-H				2	1	1	2	1	1	0
Al Leiter, L (1, 1) OBP: 0.231, SLG: 0.147 Greg McMichael, R (7, 1) Mel Rojas, R (7, 1) Bill Pulsipher, L (8, 1) John Franco, L (8, 1)			FC1-6 BB	K ③	SH1-4 ② 1-2			K ①		1 0 0 0 1	0 0 0 0 0	0 0 0 0 0	0 0 0 0 0	1 0 0 0 0	1 0 0 0 1	2 0 0 0 0
Inning Stats	R: 1 E: 0 K: 0 S: 10 H: 2 LOB: 1 BB: 0 P: 17	R: 0 E: 0 K: 2 S: 8 H: 0 LOB: 0 BB: 0 P: 12	R: 0 E: 0 K: 0 S: 7 H: 0 LOB: 1 BB: 1 P: 12	R: 1 E: 0 K: 1 S: 17 H: 2 LOB: 2 BB: 1 P: 25	R: 1 E: 0 K: 0 S: 7 H: 3 LOB: 2 BB: 1 P: 17	R: 3 E: 0 K: 0 S: 9 H: 4 LOB: 2 BB: 1 P: 13	R: 1 E: 0 K: 0 S: 8 H: 2 LOB: 0 BB: 0 P: 12	R: 0 E: 0 K: 1 S: 9 H: 1 LOB: 0 BB: 0 P: 12		1B: 9 2B: 5 3B: 0 HR: 1	SF: 2 SAC: 1 DP: 2 HBP: 0					

PITCHER		IP	WLS	BF	H	R	ER	SO	BB	IBB	HBP	BLK	WP	HR	S	P	ERA	WHIP
Joey Hamilton, R ERA: 4.8	(1, 1)	5.2		28	10	6	6	3	2	1	0	0	0	1	54	88	9.53	2.118
Scott Sanders, R ERA: 11.78	(6, 1)	0.1		3	1	0	0	0	1	0	0	0	0	0	4	8	0.00	6.000
Donne Wall, R ERA: 2.64	(7, 1)	2.0	L	7	3	1	1	1	0	0	0	0	0	0	17	24	4.50	1.500

PITCHER	IP	WLS	BF	H	R	ER	SO	BB	IBB	HBP	BLK	WP	HR	S	P	ERA	WHIP

BOTTOM

San Diego Padres @ New York Mets

Shea Stadium, Flushing, NY

Wed Jul 29 1998, 7:05 PM EDT
Att. 23,694 - Cloudy - 87 F

livebaseballscorecards.com

AB	31
R	7
H	14
RBI	7
BB	4
SO	4
LOB	12

WP: 0 PB: 0 SB: 1 CS: 1 PA: 39

San Diego Padres @ New York Mets

Shea Stadium, Flushing, NY

Thu Jul 30 1998, 7:05 PM EDT

Att. 22,882 - Cloudy - 81 F

livebaseballscorecards.com

TOP

Batter	1	2	3	4	5	6	7	8	9	10	AB	R	H	RBI	BB	SO	LOB
Quilvio Veras, S (1, 4) OBP: 0.386, SLG: 0.351	G6-3		G4-6-3			K		K		F8	5	0	1	1	0	2	2
Tony Gwynn, L (1, 9) OBP: 0.368, SLG: 0.478	2B		G4-6-3			1B			L9		4	0	2	0	0	0	1
Ruben Rivera, R (10, 9) OBP: 0.384, SLG: 0.511			1-2f								0	0	0	0	0	0	0
Greg Vaughn, R (1, 7) OBP: 0.381, SLG: 0.658	K			K		F8			P4		4	0	0	0	0	2	2
Wally Joyner, L (1, 3) OBP: 0.386, SLG: 0.489	F7			K			P6		F7		4	0	0	0	0	1	1
Steve Finley, L (1, 8) OBP: 0.300, SLG: 0.401		P5		K			G3-1			P6	4	0	0	0	0	1	0
Jim Leyritz, R (1, 2) OBP: 0.405, SLG: 0.529		G1-3			K		1B			1B 2B HBP	3	0	1	0	0	1	0
Andy Sheets, R (10, PR) OBP: 0.298, SLG: 0.353											0	1	0	0	0	0	0
(10, 5)																	
Ed Giovanola, L (1, 5) OBP: 0.325, SLG: 0.342		P6			K		K			P3	3	0	0	0	0	2	1
Ken Caminiti, S (10, PH) OBP: 0.366, SLG: 0.527											1	0	0	0	0	0	1
Trevor Hoffman, R (10, 1)											0	0	0	0	0	0	0
Chris Gomez, R (1, 6) OBP: 0.329, SLG: 0.353			1B 2B		L7			CS 1B		1-3 2B 1B	4	2	3	0	0	0	0
Sterling Hitchcock, L (1, 1) OBP: 0.167, SLG: 0.167			G5-3			G1-3		1-2			3	0	0	0	0	1	2
Dan Miceli, R (9, 1) OBP: 1.000, SLG: 1.000											0	0	0	0	0	0	0
Carlos Hernandez, R (10, PH) OBP: 0.310, SLG: 0.382										1-H 3-H	1	0	1	2	0	0	0
(10, 2)																	
Inning Stats	R: 0 E: 0 K: 1 S: 12 H: 1 LOB: 1 BB: 0 P: 15	R: 0 E: 0 K: 0 S: 7 H: 0 LOB: 0 BB: 0 P: 8	R: 1 E: 0 K: 0 S: 12 H: 2 LOB: 0 BB: 0 P: 17	R: 0 E: 0 K: 3 S: 11 H: 0 LOB: 0 BB: 0 P: 16	R: 0 E: 0 K: 2 S: 9 H: 0 LOB: 0 BB: 0 P: 15	R: 0 E: 0 K: 1 S: 8 H: 1 LOB: 1 BB: 0 P: 14	R: 0 E: 0 K: 1 S: 11 H: 1 LOB: 1 BB: 0 P: 19	R: 0 E: 0 K: 2 S: 10 H: 1 LOB: 0 BB: 0 P: 13	R: 0 E: 0 K: 0 S: 8 H: 0 LOB: 0 BB: 0 P: 11	R: 2 E: 0 K: 0 S: 17 H: 2 LOB: 2 BB: 0 P: 30	1B: 5 2B: 3 3B: 0 HR: 0 SF: 0 SAC: 0 DP: 1 HBP: 1	WP: 0 PB: 0 SB: 0 CS: 1 PA: 37					

PITCHER	IP	WLS	BF	H	R	ER	SO	BB	IBB	HBP	BLK	WP	HR	S	P	ERA	WHIP
Bobby Jones, R (1, 1) ERA: 3.74	9.0		31	6	1	1	10	0	0	0	0	0	0	88	128	1.00	0.667
Dennis Cook, L (10, 1) ERA: 2.15	1.0	L	6	2	2	2	0	0	0	1	0	0	0	17	30	18.00	2.000

PITCHER	IP	WLS	BF	H	R	ER	SO	BB	IBB	HBP	BLK	WP	HR	S	P	ERA	WHIP

AB	36
R	3
H	8
RBI	3
BB	0
SO	10
LOB	10

Batter	1	2	3	4	5	6	7	8	9	10	AB	R	H	RBI	BB	SO	LOB
Brian McRae, S (1, 8) OBP: 0.363, SLG: 0.499	F F B S 1-3 ① K		C F B X 1-2 ② G4-3		X 0-0 ③ P5			C C F B F B X 2-2 ② L7			4	0	0	0	0	1	1
Edgardo Alfonzo, R (1, 5) OBP: 0.343, SLG: 0.368	C F B S 1-3 ② K		X 0-0 ③ G6-3			B B B X 3-0 ① L8		B B X 2-0 ③ P4			4	0	0	0	0	1	0
John Olerud, L (1, 3) OBP: 0.441, SLG: 0.534	B B C X 2-1 ③ G4-3			X 0-0 ① G6-3		C B X 1-1 ② F8			B B F B X 3-1 ① 1B		4	0	1	0	0	0	0
31 Mike Piazza, R (1, 2) OBP: 0.371, SLG: 0.519		C B B X 2-1 HR		C X 0-1 ② P3		X 0-0 ③ G6-3			B S S F S 1-3 ① K		4	1	1	1	0	1	1
Butch Huskey, R (1, 9) OBP: 0.306, SLG: 0.405 Rey Ordonez, R (10, 6) OBP: 0.285, SLG: 0.301	C S X 0-2 ① F9			X 0-0 2B			S B C S 1-3 ① K2-3		C S S S 0-3 ② K		4 0	0 0	1 0	0 0	0 0	2 0	1 0
Bernard Gilkey, R (1, 7) OBP: 0.317, SLG: 0.330	C B X 1-1 ② G5-3		B F B B C S 3-3 ③ K				C B X 1-1 ② F8		X 0-0 ③ G5-3		4	0	0	0	0	1	2
Carlos Baerga, S (1, 4) OBP: 0.305, SLG: 0.385	X 0-0 1B		B X 1-0 ① P5				B B X 2-0 1B		B C X 1-1 ① P6		4	0	2	0	0	0	0
Luis Lopez, S (1, 6) OBP: 0.342, SLG: 0.358 Lenny Harris, L (10, 9) OBP: 0.315, SLG: 0.331	B X 1-0 ③ F8		H 1-0 SH5-4 HBP				B S C S 1-3 ③ K		C S B B X 2-2 ② P5		2 1	0 0	0 0	0 0	0 0	1 0	2 0
Bobby Jones, R (1, 1) OBP: 0.226, SLG: 0.226 Dennis Cook, L (10, 1) Matt Franco, L (10, PH) OBP: 0.389, SLG: 0.364		B C X 1-1 ① F9	C 1 X SAFE 0-1 ② SH5-4 1-2					X 0-0 ① F9	C B B F L F C 2-3 ③ K		2 0 1	0 0 0	0 0 0	0 0 0	0 0 0	0 0 1	0 0 0
Inning Stats	R: 0 H: 0 E: 0 LOB: 0 K: 2 BB: 0 S: 8 P: 12	R: 1 H: 2 E: 0 LOB: 1 K: 0 BB: 0 S: 9 P: 13	R: 0 H: 0 E: 0 LOB: 0 K: 0 BB: 0 S: 6 P: 8	R: 0 H: 1 E: 0 LOB: 1 K: 1 BB: 0 S: 7 P: 10	R: 0 H: 0 E: 0 LOB: 1 K: 0 BB: 0 S: 4 P: 6	R: 0 H: 0 E: 0 LOB: 0 K: 0 BB: 0 S: 4 P: 8	R: 0 H: 1 E: 0 LOB: 1 K: 2 BB: 0 S: 9 P: 14	R: 0 H: 0 E: 0 LOB: 0 K: 0 BB: 0 S: 7 P: 11	R: 0 H: 1 E: 0 LOB: 1 K: 2 BB: 0 S: 10 P: 14	R: 0 H: 0 E: 0 LOB: 0 K: 1 BB: 0 S: 10 P: 15	1B: 3 SF: 0 2B: 1 SAC: 1 3B: 0 DP: 0 HR: 1 HBP: 1						WP: 0 PA: 36 PB: 0 SB: 0 CS: 0

PITCHER		IP	WLS	BF	H	R	ER	SO	BB	IBB	HBP	BLK	WP	HR	S	P	ERA	WHIP
Sterling Hitchcock, L ERA: 4.14	(1, 1)	8.0		30	5	1	1	5	0	0	1	0	0	1	56	87	1.12	0.625
Dan Miceli, R ERA: 3.42	(9, 1)	1.0	W	3	0	0	0	2	0	0	0	0	0	0	8	9	0.00	0.000
Trevor Hoffman, R ERA: 1.69	(10, 1)	1.0	S	3	0	0	0	1	0	0	0	0	0	0	10	15	0.00	0.000

PITCHER	IP	WLS	BF	H	R	ER	SO	BB	IBB	HBP	BLK	WP	HR	S	P	ERA	WHIP

BOTTOM

San Diego Padres @ New York Mets

Shea Stadium, Flushing, NY

Thu Jul 30 1998, 7:05 PM EDT

Att. 22,882 - Cloudy - 81 F

livebaseballscorecards.com

AB	34
R	1
H	5
RBI	1
BB	0
SO	8
LOB	7

San Diego Padres @ Montreal Expos

Olympic Stadium, Montreal, QB

Fri Jul 31 1998, 7:05 PM EDT

Att. 10,340 - Unknown - 74 F

TOP

livebaseballscorecards.com

Batter	1	2	3	4	5	6	7	8	9	AB	R	H	RBI	BB	SO	LOB
Quilvio Veras, S (1, 4) OBP: 0.382, SLG: 0.346	G3		G3		F9		F9		K	5	0	0	0	0	1	0
Tony Gwynn, L (1, 9) OBP: 0.368, SLG: 0.479	HR 1B		P8		L8		E3 L1-3		2B	5	1	2	0	0	0	0
Ruben Rivera, R (9, PR) OBP: 0.384, SLG: 0.511 (9, 9)										0	0	0	0	0	0	0
Ken Caminiti, S (1, 5) OBP: 0.366, SLG: 0.535	1-H HR		1B		K		L1-3 1-2		F7	5	1	2	2	0	1	2
Greg Vaughn, R (1, 7) OBP: 0.382, SLG: 0.663	HR		G6-3			L4	IBB			3	1	1	1	1	0	1
Wally Joyner, L (1, 3) OBP: 0.388, SLG: 0.487	G5-3			FC5-4 BB		G4-3 2B 1B	L6			3	1	1	0	1	0	2
Steve Finley, L (1, 8) OBP: 0.297, SLG: 0.397	G4-3			FC5-4 S 1B 1-2f		G4-3 1-2			F8	4	1	0	0	0	0	2
Carlos Hernandez, R (1, 2) OBP: 0.312, SLG: 0.387		G6-3		1 SAFE CS 1-H 1B		2-H 2B		K		4	0	2	2	0	1	0
Chris Gomez, R (1, 6) OBP: 0.331, SLG: 0.351		F8		FC5-4 BB 1-2		IBB		P6		2	0	0	0	2	0	0
Kevin Brown, R (1, 1) OBP: 0.228, SLG: 0.218		K		FC5-4 1-2f		F7			K	3	0	0	0	0	1	3
Dan Miceli, R (8, 1) OBP: 1.000, SLG: 1.000										0	0	0	0	0	0	0
Mark Sweeney, L (9, PH) OBP: 0.317, SLG: 0.284										1	0	0	0	0	1	0
Trevor Hoffman, R (9, 1)										0	0	0	0	0	0	0
Inning Stats	R: 3 E: 0 K: 0 S: 15 H: 3 LOB: 0 BB: 0 P: 22	R: 0 E: 0 K: 1 S: 8 H: 0 LOB: 0 BB: 0 P: 10	R: 0 E: 0 K: 0 S: 9 H: 1 LOB: 1 BB: 0 P: 16	R: 1 E: 0 K: 0 S: 9 H: 1 LOB: 1 BB: 2 P: 20	R: 0 E: 0 K: 1 S: 7 H: 0 LOB: 0 BB: 0 P: 8	R: 1 E: 0 K: 0 S: 12 H: 2 LOB: 2 BB: 1 P: 24	R: 0 E: 1 K: 0 S: 6 H: 0 LOB: 2 BB: 1 P: 12	R: 0 E: 0 K: 1 S: 8 H: 0 LOB: 0 BB: 0 P: 13	R: 0 E: 0 K: 2 S: 11 H: 1 LOB: 1 BB: 0 P: 16	1B: 4 2B: 2 3B: 0 HR: 2 SF: 0 SAC: 0 DP: 0 HBP: 0						

	AB	35
	R	5
	H	8
	RBI	5
	BB	4
	SO	5
	LOB	10

WP: 0 PB: 0 SB: 1 CS: 1 PA: 39

PITCHER		IP	WLS	BF	H	R	ER	SO	BB	IBB	HBP	BLK	WP	HR	S	P	ERA	WHIP
Carl Pavano, R ERA: 4.95	(1, 1)	6.0	L	27	7	5	5	2	2	1	0	0	0	2	60	100	7.50	1.500
Steve Kline, L ERA: 3.15	(7, 1)	1.0		5	0	0	0	0	0	1	0	0	0	0	6	12	0.00	0.000
Mike Maddux, R ERA: 4.4	(8, 1)	2.0		7	1	0	0	3	0	0	0	0	0	0	19	29	0.00	0.500

PITCHER	IP	WLS	BF	H	R	ER	SO	BB	IBB	HBP	BLK	WP	HR	S	P	ERA	WHIP

Batter	1	2	3	4	5	6	7	8	9	AB	R	H	RBI	BB	SO	LOB
Terry Jones, S (1, 8) OBP: 0.277, SLG: 0.341	0-0 WP WP 2B 1B		1-0 F8		0-1 FC1-6 1B		1-1 SH SH1-4 1-2		0-1 B1	4	1	2	0	0	0	1
F.P. Santangelo, S (1, 7) OBP: 0.346, SLG: 0.323 Ryan McGuire, L (9, 7) OBP: 0.328, SLG: 0.295	3-2 WP 2B 1-2 HBP		1-2 1B 1B HBP		0-1 FC1-6 A4 DB 1-2f		0-0 SH1-4 1-2 2-3		1-2 1-3 2B	1	2	0	0	0	0	1
										1	0	1	0	0	0	0
Mark Grudzielanek, R (1, 6) OBP: 0.323, SLG: 0.379 Mike Mordecai, R (2, 6) OBP: 0.244, SLG: 0.250	2-3 K 1-2 2-3		1-1 1B G3 1-2 1B		3-3 K 1-2		0-1 FC5-2 3-H		4-1 BB	1	0	0	0	0	1	2
										3	1	1	0	1	1	3
Vladimir Guerrero, R (1, 9) OBP: 0.369, SLG: 0.587	0-0 2-H 3-H 2B		1-2 G3 1-3 2-H 1B			0-2 E G1-3 1B	1-3 K		0-1 P4	5	0	3	3	0	1	5
Brad Fullmer, L (1, 3) OBP: 0.325, SLG: 0.459	0-1 G4-3		0-0 G3 2-3 3-H			1-0 G1-3 1-2		0-1 G6-3	0-3 K	5	0	0	1	0	1	6
Chris Widger, R (1, 2) OBP: 0.275, SLG: 0.364	2-2 G5-3		1-3 K			1-3 K2-3		4-2 FC6-4 BB		3	0	0	0	1	2	3
Shane Andrews, R (1, 5) OBP: 0.301, SLG: 0.432		3-2 L9		3-3 K		1-1 E5 2-3		2-2 F8		4	0	0	0	0	1	2
Orlando Cabrera, R (1, 4) OBP: 0.325, SLG: 0.455		0-3 K		3-3 K		2-1 F7		0-0 FC6-4 1-2f		4	0	0	0	0	2	3
Carl Pavano, R (1, 1) OBP: 0.091, SLG: 0.091 Steve Kline, S (7, 1) Scott Livingstone, L (7, PH) OBP: 0.221, SLG: 0.218 Mike Maddux, L (8, 1) Derrick May, L (9, PH) OBP: 0.264, SLG: 0.333		1-3 K		3-3 K			0-2 SH1-4 E FC5-2 1B		2-2 2B 1B	2	0	0	0	0	2	0
										0	0	0	0	0	0	0
										1	0	1	0	0	0	0
										0	0	0	0	0	0	0
										1	0	1	0	0	0	0
Inning Stats	R: 2 E: 0 K: 1 S: 14 H: 2 LOB: 1 BB: 0 P: 21	R: 0 E: 0 K: 2 S: 9 H: 0 LOB: 0 BB: 0 P: 13	R: 2 E: 0 K: 1 S: 13 H: 2 LOB: 1 BB: 0 P: 18	R: 0 E: 0 K: 3 S: 9 H: 0 LOB: 0 BB: 0 P: 18	R: 0 E: 0 K: 1 S: 7 H: 1 LOB: 0 BB: 0 P: 10	R: 0 E: 1 K: 1 S: 13 H: 1 LOB: 2 BB: 0 P: 18	R: 0 E: 1 K: 1 S: 14 H: 1 LOB: 2 BB: 0 P: 16	R: 0 E: 0 K: 0 S: 9 H: 0 LOB: 1 BB: 1 P: 15	R: 0 E: 0 K: 1 S: 15 H: 2 LOB: 3 BB: 1 P: 22	1B: 7 2B: 2 3B: 0 HR: 0	SF: 0 SAC: 2 DP: 0 HBP: 2				WP: 2 PB: 0 SB: 0 CS: 0	PA: 41	

PITCHER		IP	WLS	BF	H	R	ER	SO	BB	IBB	HBP	BLK	WP	HR	S	P	ERA	WHIP
Kevin Brown, R ERA: 2.71	(1, 1)	7.0	W	31	7	4	4	10	0	0	2	0	2	0	79	114	5.14	1.000
Dan Miceli, R ERA: 3.35	(8, 1)	1.0		4	0	0	0	0	1	0	0	0	0	0	9	15	0.00	1.000
Trevor Hoffman, R ERA: 1.65	(9, 1)	1.0	S	6	2	0	0	1	1	0	0	0	0	0	15	22	0.00	3.000

PITCHER	IP	WLS	BF	H	R	ER	SO	BB	IBB	HBP	BLK	WP	HR	S	P	ERA	WHIP

BOTTOM

San Diego Padres @ Montreal Expos

Olympic Stadium, Montreal, QB

Fri Jul 31 1998, 7:05 PM EDT

Att. 10,340 - Unknown - 74 F

livebaseballscorecards.com

AB	35
R	4
H	9
RBI	4
BB	2
SO	11
LOB	26

Batter	1	2	3	4	5	6	7	8	9	AB	R	H	RBI	BB	SO	LOB
Quilvio Veras, S (1, 4) OBP: 0.380, SLG: 0.343	B B B C C X 3-2 G6-3		X 0-0 L5		B C C B X 2-2 G4-3		C B B B B 4-1 1B 1-2 BB			3	0	0	0	1	0	0
Tony Gwynn, L (1, 9) OBP: 0.369, SLG: 0.480	B C B X 2-1 2B 1B		B C X 1-1 G3-1		C B F F B X 2-2 F8		B C S B X 2-2 1-3 2-H 1B			4	1	2	1	0	0	0
Ken Caminiti, S (1, 5) OBP: 0.368, SLG: 0.537	X 0-0 1-H 2B		B B C S S B B 4-2 BB		B F B F X 2-2 G3-1		1 SAFE B C C C 1-3 K			3	0	1	1	1	1	2
Greg Vaughn, R (1, 7) OBP: 0.379, SLG: 0.657	F B X 1-1 G5-3		B 1 SAFE 1 SAFE X 1-0 G1-4-3			S F S 0-3 K		X 0-0 F9		4	0	0	0	0	1	2
Wally Joyner, L (1, 3) OBP: 0.386, SLG: 0.484	C F X 0-2 G4-3			C B F B X 2-2 G6-4-3 1B 1B		B X 1-0 G3		B C X 1-1 P5		4	0	1	0	0	0	1
Steve Finley, L (1, 8) OBP: 0.297, SLG: 0.396		B B X 2-0 F8		B C F X 1-2 G6-4-3 1-2 1B		C B B F B X 3-2 F8		S X 0-1 G4-3		4	0	1	0	0	0	0
Greg Myers, L (1, 2) OBP: 0.291, SLG: 0.355		B C B B B 4-1 BB	X 0-0 G6-4-3 1-2f 2-3				C B B X 2-1 F9		X 0-0 L9	3	0	0	0	1	0	2
Chris Gomez, R (1, 6) OBP: 0.333, SLG: 0.348		B B B C X 2-1 F8		B B B C S B 4-2 BB			B B B C B B 4-1 BB 1B BB		C B B B F X 2-2 F8	2	1	0	0	2	0	1
24 Mark Langston, R (1, 1) OBP: 0.174, SLG: 0.143 Mark Sweeney, L (4, PH) OBP: 0.314, SLG: 0.282 Scott Sanders, R (4, 1) Ed Giovanola, L (7, PH) OBP: 0.323, SLG: 0.339 Jim Bruske, R (7, 1) Jim Leyritz, R (9, PH) OBP: 0.404, SLG: 0.527		B C B C S 2-3 K		F B B X 2-1 L8			B X 1-0 F7		B F B F B F B F X 3-2 G5-3	1 1 0 1 0 1	0 0 0 0 0 0	0 0 0 0 0 0	0 0 0 0 0 0	0 0 0 0 0 0	1 0 0 0 0 0	1 2 0 1 0 0
Inning Stats	R: 1 H: 2 E: 0 LOB: 1 K: 0 BB: 0 S: 11 P: 17	R: 0 H: 0 E: 0 LOB: 1 K: 1 BB: 1 S: 7 P: 17	R: 0 H: 0 E: 0 LOB: 1 K: 0 BB: 1 S: 6 P: 12	R: 0 H: 2 E: 0 LOB: 2 K: 0 BB: 1 S: 11 P: 20	R: 0 H: 0 E: 0 LOB: 0 K: 0 BB: 0 S: 10 P: 16	R: 0 H: 0 E: 0 LOB: 0 K: 1 BB: 0 S: 7 P: 11	R: 1 H: 1 E: 0 LOB: 2 K: 1 BB: 2 S: 11 P: 25	R: 0 H: 0 E: 0 LOB: 0 K: 0 BB: 0 S: 5 P: 6	R: 0 H: 0 E: 0 LOB: 0 K: 0 BB: 0 S: 8 P: 13	1B: 4 2B: 1 3B: 0 HR: 0	SF: 0 SAC: 0 DP: 1 HBP: 0			WP: 0 PB: 0 SB: 0 CS: 0	PA: 36	

PITCHER		IP	WLS	BF	H	R	ER	SO	BB	IBB	HBP	BLK	WP	HR	S	P	ERA	WHIP
Miguel Batista, R ERA: 4.13	(1, 1)	4.0		18	4	1	1	1	3	0	0	0	0	0	35	66	2.25	1.750
Shayne Bennett, R ERA: 4.61	(5, 1)	2.2	W	10	0	1	1	1	2	0	0	0	0	0	22	43	3.38	0.750
Steve Kline, L ERA: 3.06	(7, 1)	1.1		5	1	0	0	1	0	0	0	0	0	0	11	15	0.00	0.750
Ugueth Urbina, R ERA: 1.17	(9, 1)	1.0	S	3	0	0	0	0	0	0	0	0	0	0	8	13	0.00	0.000

PITCHER	IP	WLS	BF	H	R	ER	SO	BB	IBB	HBP	BLK	WP	HR	S	P	ERA	WHIP

TOP

San Diego Padres @ Montreal Expos

Olympic Stadium, Montreal, QB

Sat Aug 01 1998, 7:05 PM EDT

Att. 28,937 - Unknown - 76 F

livebaseballscorecards.com

AB	31
R	2
H	5
RBI	2
BB	5
SO	3
LOB	12

Batter	1	2	3	4	5	6	7	8	9	AB	R	H	RBI	BB	SO	LOB
Terry Jones, S (1, 8) OBP: 0.275, SLG: 0.319	B B B B 4-0 WP 1B 1B BB	S X 0-1 ③ L8		F C B B X 2-2 FC1 2-3 3-H			B L C F S 1-3 ② K			3	1	0	1	1	1	3
Orlando Cabrera, R (1, 6) OBP: 0.322, SLG: 0.448	B 1 SAFE B 1 SAFE C 1 SAFE X 3-1 WP 1B 1-2 1B		F X 0-1 ① G4-3	F F B X 1-2 ②③ FC8-2 3-H			C X 0-1 ③ F8			4	1	1	0	0	0	2
Robert Perez, R (1, 7) OBP: 0.225, SLG: 0.315	C F S 0-3 ① K 1-2 2-3		B B B B 4-0 2B BB		S S B F X 1-2 ① G5-3			C X 0-1 ① G5-3		3	1	0	0	1	1	2
Vladimir Guerrero, R (1, 9) OBP: 0.370, SLG: 0.588	B B F B X 3-1 G6-4-3 2-H 3-H 1B		B C B X 2-1 G6-3 1-H 2B		B X 1-0 ② F8			X 0-0 ② G5-3		4	0	2	3	0	0	0
Shane Andrews, R (1, 5) OBP: 0.300, SLG: 0.433	C S 1 SAFE B F B 1 SAFE B 1 SAFE 3-2 1 SAFE X ②③ G6-4-3 1-2f		F B X 1-1 ② G6-3 2-3		B C B B C F X 3-2 ③ G5-3			B B C B X 3-1 2B		4	0	1	0	0	0	2
Bob Henley, R (1, 2) OBP: 0.375, SLG: 0.348 Ugueth Urbina, R (9, 1)	B X 1-0 ① L7	X 0-0 ③ G5-3				S F S 0-3 ① K		B B C C C 2-3 ③ K		4 0	0 0	0 0	0 0	0 0	2 0	2 0
Brad Fullmer, L (1, 3) OBP: 0.328, SLG: 0.459 Steve Kline, S (7, 1) Chris Widger, R (9, 2) OBP: 0.275, SLG: 0.364	B B B B 4-0 1B BB			F C B F X 1-2 1B SH1 FC1 1B		B X 1-0 ② F7				2 0 0	1 0 0	1 0 0	0 0 0	1 0 0	0 0 0	0 0 0
Mike Mordecai, R (1, 4) OBP: 0.250, SLG: 0.257	C B 1 SAFE C B F 1 SAFE X 2-2 1-2 1B			S B 1 SAFE X 2-1 ① SH1 1-2		F C B X 1-2 ③ P6				2	0	1	0	0	0	0
Miguel Batista, R (1, 1) Derrick May, L (4, PH) OBP: 0.271, SLG: 0.340 Shayne Bennett, R (5, 1) Ryan McGuire, L (7, 3) OBP: 0.326, SLG: 0.293	M M F M 0-3 ② K			B F B B F X 3-2 FC1 FC8-2 2-3 1B			B B C X 2-1 ① G6-3			1 1 0 1	0 0 0 0	0 1 0 0	0 0 0 0	0 0 0 0	1 0 0 0	2 0 0 0
Inning Stats	R: 2 E: 0 K: 1 S: 11 H: 2 LOB: 0 BB: 1 P: 24	R: 0 E: 0 K: 1 S: 11 H: 1 LOB: 2 BB: 1 P: 18	R: 1 E: 0 K: 0 S: 7 H: 1 LOB: 1 BB: 1 P: 14	R: 1 E: 0 K: 0 S: 16 H: 2 LOB: 1 BB: 0 P: 25	R: 0 E: 0 K: 0 S: 9 H: 0 LOB: 0 BB: 0 P: 14	R: 0 E: 0 K: 1 S: 7 H: 0 LOB: 0 BB: 0 P: 9	R: 0 E: 0 K: 1 S: 8 H: 0 LOB: 0 BB: 0 P: 11	R: 0 E: 0 K: 1 S: 8 H: 1 LOB: 1 BB: 0 P: 13		1B: 5 2B: 3 3B: 0 HR: 0	SF: 0 SAC: 1 DP: 2 HBP: 0			WP: 1 PB: 0 SB: 0 CS: 0	PA: 33		

PITCHER		IP	WLS	BF	H	R	ER	SO	BB	IBB	HBP	BLK	WP	HR	S	P	ERA	WHIP
24 Mark Langston, L ERA: 5.66	(1, 1)	3.0	L	15	4	3	3	2	3	0	0	0	1	0	29	56	9.00	2.333
Scott Sanders, R ERA: 10.55	(4, 1)	3.0		11	2	1	1	1	0	0	0	0	0	0	32	48	3.00	0.667
Jim Bruske, R ERA: 3.75	(7, 1)	2.0		7	1	0	0	2	0	0	0	0	0	0	16	24	0.00	0.500

PITCHER	IP	WLS	BF	H	R	ER	SO	BB	IBB	HBP	BLK	WP	HR	S	P	ERA	WHIP

BOTTOM

San Diego Padres @ Montreal Expos

Olympic Stadium, Montreal, QB

Sat Aug 01 1998, 7:05 PM EDT

Att. 28,937 - Unknown - 76 F

livebaseballscorecards.com

AB	29
R	4
H	7
RBI	4
BB	3
SO	5
LOB	13

Batter	1	2	3	4	5	6	7	8	9	AB	R	H	RBI	BB	SO	LOB
Quilvio Veras, S (1, 4) OBP: 0.376, SLG: 0.338	C F B B S 2-3 ① K		C B S F X 1-2 ③ F7		F B B B F F S 3-3 ② K		C X 0-1 ② G3-1		F X 0-1 ② G6-3	5	0	0	0	0	2	1
Steve Finley, L (1, 8) OBP: 0.298, SLG: 0.396	C B F S 1-3 ② K			X 0-0 ① L1	C F X 0-2 2-3 1B		X 0-0 HR 1B		X 0-0 ③ P4	5	1	2	0	0	1	0
Tony Gwynn, L (1, 9) OBP: 0.368, SLG: 0.485	X 0-0 ③ F7			B C F X 1-2 ② L7	B B C F X 2-2 F8		1 SAFE F B F X 1-2 1-H HR			4	1	1	2	0	0	2
Ken Caminiti, S (1, 5) OBP: 0.372, SLG: 0.549 Ed Giovanola, L (9, 5) OBP: 0.323, SLG: 0.339		C B X 1-1 FC4-6 1B		X 0-0 BB BB 1B		X 0-0 HR	B C B B C S 3-3 ③ K			4 0	1 0	3 0	1 0	0 0	1 0	0 0
Wally Joyner, L (1, 3) OBP: 0.385, SLG: 0.480		X 0-0 ① FC4-6 1-2f		B B B B 4-0 BB 1-2 BB	C B B X 2-1 ① F8			F F B X 1-2 ① G6-3		3	0	0	0	1	0	1
Greg Myers, L (1, 2) OBP: 0.306, SLG: 0.391		C B B B B F C 3-3 ② K		B F C B B 4-2 1-2 2-3 BB	X 0-0 HR			C X 0-1 PB 1B		3	1	2	1	1	1	1
Ruben Rivera, R (1, 7) OBP: 0.371, SLG: 0.490		B B S F B C 3-3 ③ K		C B B X 2-1 ③ P4	B C F X 1-2 ② L6			B B S S S 2-3 ② K		4	0	0	0	0	2	5
Chris Gomez, R (1, 6) OBP: 0.330, SLG: 0.344			B C B X 2-1 ① F9		C C B F S 1-3 ① K	C C B C 1-3 ③ K		B X 1-0 ③ G4-3 1-2		4	0	0	0	0	2	1
Andy Ashby, R (1, 1) OBP: 0.161, SLG: 0.167 Mark Sweeney, L (9, PH) OBP: 0.311, SLG: 0.279 Trevor Hoffman, R (9, 1)			X 0-0 ② L4		B B B C C X 3-2 1B 2B	X 0-0 ① G5-3			F B F C 1-3 ① K	3 1 0	0 0 0	1 0 0	0 0 0	0 1 0	0 0 0	0 0 0
Inning Stats	R: 0 H: 0 E: 0 LOB: 0 K: 2 BB: 0 S: 7 P: 10	R: 0 H: 1 E: 0 LOB: 1 K: 2 BB: 0 S: 9 P: 16	R: 0 H: 0 E: 0 LOB: 0 K: 0 BB: 0 S: 7 P: 10	R: 0 H: 1 E: 0 LOB: 3 K: 0 BB: 2 S: 9 P: 20	R: 0 H: 2 E: 0 LOB: 2 K: 2 BB: 0 S: 18 P: 27	R: 2 H: 2 E: 0 LOB: 0 K: 1 BB: 0 S: 10 P: 14	R: 2 H: 2 E: 0 LOB: 0 K: 1 BB: 0 S: 10 P: 14	R: 0 H: 1 E: 0 LOB: 1 K: 1 BB: 0 S: 9 P: 13	R: 0 H: 0 E: 0 LOB: 0 K: 1 BB: 0 S: 6 P: 7	1B: 5 SF: 0 2B: 1 SAC: 0 3B: 0 DP: 0 HR: 3 HBP: 0						WP: 0 PA: 38 PB: 1 SB: 0 CS: 0

PITCHER		IP	WLS	BF	H	R	ER	SO	BB	IBB	HBP	BLK	WP	HR	S	P	ERA	WHIP
Javier Vazquez, R ERA: 5.58	(1, 1)	7.0	L	31	8	4	4	8	2	0	0	0	0	3	70	111	5.14	1.429
Anthony Telford, R ERA: 3.38	(8, 1)	2.0		7	1	0	0	2	0	0	0	0	0	0	15	20	0.00	0.500

PITCHER		IP	WLS	BF	H	R	ER	SO	BB	IBB	HBP	BLK	WP	HR	S	P	ERA	WHIP

TOP

San Diego Padres @ Montreal Expos

Olympic Stadium, Montreal, QB

Sun Aug 02 1998, 3:33 AM EDT
Att. 14,485 - Sunny - 82 F

livebaseballscorecards.com

AB	36
R	4
H	9
RBI	4
BB	2
SO	10
LOB	11

Batter	1	2	3	4	5	6	7	8	9	AB	R	H	RBI	BB	SO	LOB
Terry Jones, S (1, 8) OBP: 0.255, SLG: 0.294	C S F B X 1-2 G4-3 ①		L L X 0-2 G3 ① 1-2		X 0-0 F8 ②		C F S 0-3 K ③			4	0	0	0	0	1	3
Anthony Telford, R (8, 1)										0	0	0	0	0	0	0
Wilton Guerrero, S (1, 4) OBP: 0.298, SLG: 0.337	C X 0-1 G4-3 1B 1B		S F F X 0-2 G3 ② 2-3		C B B X 2-1 G4-3 ③			F S X 0-2 G4-3 ①		4	1	1	0	0	0	2
Derrick May, L (1, 7) OBP: 0.261, SLG: 0.327	C B B 1 B F X SAFE 3-2 G4-3 ② 1-2		F B X 1-1 G3 ③			S S S 0-3 K ①		C X 0-1 G4-3 ②		4	0	0	0	0	1	2
Vladimir Guerrero, R (1, 9) OBP: 0.373, SLG: 0.594	X 0-0 2-H 1B			F S B B X 2-2 G4-6-3 1B		C F B X 1-2 FC3-2 3B		B F F X 1-2 L7 ③		4	0	3	1	0	0	0
Brad Fullmer, L (1, 3) OBP: 0.325, SLG: 0.454	B X 1-0 P9 ③			X 0-0 G4-6-3 ① ② 1-2f		S B X 1-1 FC3-2 ② 3-H			B X 1-0 G3 ①	4	0	0	0	0	0	3
Shane Andrews, R (1, 5) OBP: 0.300, SLG: 0.431		B F B X 2-1 G6-3 ①		X 0-0 E5 1B		C F X 0-2 F8 ③			S S X 0-2 P6 ②	4	0	1	0	0	0	1
Chris Widger, R (1, 2) OBP: 0.275, SLG: 0.363		F B S F B F S 2-3 K ②		C F C 0-3 K ③			C B B X 2-1 FC1-6 1B		B B B C S S 3-3 K ③	4	0	1	0	0	3	1
Orlando Cabrera, R (1, 6) OBP: 0.315, SLG: 0.437		X 0-0 L9 ③			B F X 1-1 E6 SH1-4		B X 1-0 FC1-6 ① 1-2f			3	0	0	0	0	0	1
Javier Vazquez, R (1, 1) OBP: 0.263, SLG: 0.278			B B B 4-0 G3 G3 BB		L 1 X SAFE 0-1 SH1-4 ① 1-2		B S C 1 B S SAFE 2-3 K ②			0	0	0	0	1	0	0
Ryan McGuire, L (7, PH) OBP: 0.324, SLG: 0.291 (8, 8)										1	0	0	0	0	1	1
Inning Stats	R: 1 E: 0 K: 0 S: 11 H: 2 LOB: 1 BB: 0 P: 16	R: 0 E: 0 K: 1 S: 8 H: 0 LOB: 0 BB: 0 P: 12	R: 0 E: 0 K: 0 S: 9 H: 0 LOB: 1 BB: 1 P: 14	R: 0 E: 1 K: 1 S: 8 H: 2 LOB: 1 BB: 0 P: 10	R: 0 E: 1 K: 0 S: 7 H: 0 LOB: 1 BB: 0 P: 10	R: 0 E: 0 K: 1 S: 11 H: 1 LOB: 1 BB: 0 P: 13	R: 0 E: 0 K: 2 S: 9 H: 1 LOB: 1 BB: 0 P: 14	R: 0 E: 0 K: 0 S: 8 H: 0 LOB: 0 BB: 0 P: 9	R: 0 E: 0 K: 1 S: 7 H: 0 LOB: 0 BB: 0 P: 11	1B: 5 2B: 0 3B: 1 HR: 0	SF: 0 SAC: 1 DP: 1 HBP: 0						

PITCHER	IP	WLS	BF	H	R	ER	SO	BB	IBB	HBP	BLK	WP	HR	S	P	ERA	WHIP
Andy Ashby, R (1, 1) ERA: 2.55	8.0	W	31	6	1	1	5	1	0	0	0	0	0	71	98	1.12	0.875
Trevor Hoffman, R (9, 1) ERA: 1.62	1.0	S	3	0	0	0	1	0	0	0	0	0	0	7	11	0.00	0.000

PITCHER	IP	WLS	BF	H	R	ER	SO	BB	IBB	HBP	BLK	WP	HR	S	P	ERA	WHIP

BOTTOM

San Diego Padres @ Montreal Expos

Olympic Stadium, Montreal, QB

Sun Aug 02 1998, 3:33 AM EDT
Att. 14,485 - Sunny - 82 F

livebaseballscorecards.com

AB	32
R	1
H	6
RBI	1
BB	1
SO	6
LOB	14

1B: 5	SF: 0	WP: 0	PA: 34
2B: 0	SAC: 1	PB: 0	
3B: 1	DP: 1	SB: 0	
HR: 0	HBP: 0	CS: 0	

Batter	1	2	3	4	5	6	7	8	9	AB	R	H	RBI	BB	SO	LOB
Steve Finley, L (1, 8) OBP: 0.298, SLG: 0.394	X 0-0 CS 1B		F B S B S 2-3 ② K			B B B C F X 3-2 ① F8		B X 1-0 ③ G3		4	0	1	0	0	1	0
Tony Gwynn, L (1, 9) OBP: 0.372, SLG: 0.487	C B F X 1-2 ① ② G3-1 1-2		B X 1-0 1B			B B B B 4-0 BB			C X 0-1 BB 1B 1B	3	1	2	0	1	0	1
Ken Caminiti, S (1, 5) OBP: 0.371, SLG: 0.544	B B C C C 2-3 ③ K		B F X 1-1 ③ P6			F F B F B 1 C SAFE 2-3 ② K			S B B C B B 4-2 1B 1-2 BB	3	0	0	0	1	2	2
Greg Vaughn, R (1, 7) OBP: 0.375, SLG: 0.650		B F S F S 1-3 ① K		C F B C 1-3 ① K		S C B B F F B S 3-3 ③ K			B B F X 2-1 ① P6	4	0	0	0	0	3	3
Wally Joyner, L (1, 3) OBP: 0.383, SLG: 0.475		B B B C B 4-1 BB BB		C X 0-1 ② F9			B B C X 2-1 ① F9		X 0-0 ② P6	3	0	0	0	1	0	2
Greg Myers, L (1, 2) OBP: 0.312, SLG: 0.389		B S B B B 4-1 1-2 BB		C C B F X 1-2 ③ G5-3			B F B X 2-1 ② F8		B F F X 1-2 1-3 2-H FC6-4 1B	3	0	1	1	1	0	0
Ed Giovanola, L (1, 4) OBP: 0.315, SLG: 0.330 Jim Leyritz, R (9, PH) OBP: 0.402, SLG: 0.524		B B C X 2-1 ② F7			X 0-0 ① G3-1		C B X 1-1 ③ F8		B F S X 1-2 ③ FC6-4 1-2f	3 1	0 0	0 0	0 0	0 0	0 0	2 2
Chris Gomez, R (1, 6) OBP: 0.327, SLG: 0.341		C B S X 1-2 ③ G3			B F B C X 2-2 ② G6-3			C F B S 1-3 ① K		3	0	0	0	0	1	2
Brian Boehringer, S (1, 1) Carlos Hernandez, R (5, PH) OBP: 0.311, SLG: 0.386 Jim Bruske, R (5, 1) Mark Sweeney, L (8, PH) OBP: 0.309, SLG: 0.276 Donne Wall, R (8, 1) OBP: 0.333, SLG: 0.333			B B C C C X 2-2 ① G2		C X 0-1 ③ G1			S X 0-1 ② G3-1		1 1 0 1 0	0 0 0 0 0	0 0 0 0 0	0 0 0 0 0	0 0 0 0 0	0 0 0 0 0	0 0 0 0 0
Inning Stats	R: 0 E: 0 K: 1 S: 7 H: 1 LOB: 0 BB: 0 P: 10	R: 0 E: 0 K: 1 S: 11 H: 0 LOB: 2 BB: 2 P: 23	R: 0 E: 0 K: 1 S: 9 H: 1 LOB: 1 BB: 0 P: 15	R: 0 E: 0 K: 1 S: 9 H: 0 LOB: 0 BB: 0 P: 11	R: 0 E: 0 K: 0 S: 6 H: 0 LOB: 0 BB: 0 P: 8	R: 0 E: 0 K: 2 S: 12 H: 0 LOB: 1 BB: 1 P: 24	R: 0 E: 0 K: 0 S: 6 H: 0 LOB: 0 BB: 0 P: 11	R: 0 E: 0 K: 1 S: 6 H: 0 LOB: 0 BB: 0 P: 8	R: 1 E: 0 K: 0 S: 13 H: 2 LOB: 2 BB: 1 P: 21	1B: 4 2B: 0 3B: 0 HR: 0 SF: 0 SAC: 0 DP: 0 HBP: 0						

PITCHER		IP	WLS	BF	H	R	ER	SO	BB	IBB	HBP	BLK	WP	HR	S	P	ERA	WHIP
Dustin Hermanson, R ERA: 3.27	(1, 1)	8.2	W	33	4	1	1	7	4	0	0	0	0	0	76	127	1.04	0.923
Steve Kline, L ERA: 3.04	(9, 1)	0.1		1	0	0	0	0	0	0	0	0	0	0	3	4	0.00	0.000

PITCHER	IP	WLS	BF	H	R	ER	SO	BB	IBB	HBP	BLK	WP	HR	S	P	ERA	WHIP

TOP

San Diego Padres @ Montreal Expos

Olympic Stadium, Montreal, QB

Mon Aug 03 1998, 3:33 AM EDT
Att. 10,129 - Sunny - 80 F

livebaseballscorecards.com

AB	30
R	1
H	4
RBI	1
BB	4
SO	7
LOB	14

WP: 0 PA: 34
PB: 0
SB: 0
CS: 1

Batter	1	2	3	4	5	6	7	8	9	AB	R	H	RBI	BB	SO	LOB
Terry Jones, S (1, 8) OBP: 0.267, SLG: 0.291	HR 1B	G4-3 1-2 2-3 3-H		F7		L8		BB		4	1	1	1	1	0	5
Wilton Guerrero, S (1, 4) OBP: 0.296, SLG: 0.333	K	1B 2-3 3-H		G1-3		FC6-4 1-2f		P6		5	0	1	1	0	1	5
Shane Andrews, R (1, 5) OBP: 0.302, SLG: 0.439 Mike Mordecai, R (7, PR) OBP: 0.250, SLG: 0.257 (8, 5)	P9	SF8 3-H			L3-6 2B		G4-6-3 E 2B			3	0	2	1	0	0	1
										0	1	0	0	0	0	0
Vladimir Guerrero, R (1, 9) OBP: 0.376, SLG: 0.601	1-H HR	F8			IBB		G4-6-3 IBB			2	1	1	2	2	0	1
Derrick May, L (1, 7) OBP: 0.261, SLG: 0.333	2B	G4-3			L3-6 2-3		G4-6-3 1-2f 2-3			4	0	1	0	0	0	4
Ryan McGuire, L (1, 3) OBP: 0.317, SLG: 0.284	F8	G1-3			K		E5 3-H			4	0	0	0	0	1	3
Chris Widger, R (1, 2) OBP: 0.277, SLG: 0.367		2B G4-3 1B	G3-1			G6-3 2B	P3			4	1	2	0	0	0	1
Orlando Cabrera, R (1, 6) OBP: 0.320, SLG: 0.443		G4-3 1-3 1B 2B		SH1-4 BB		G6-3 2-3		F8		3	1	1	0	1	0	1
Dustin Hermanson, R (1, 1) OBP: 0.268, SLG: 0.121 Steve Kline, S (9, 1)		E5 1B G4-3 SF8		SH1-4 1-2			FC6-4 BB	K		2	1	0	0	1	1	2
										0	0	0	0	0	0	0
Inning Stats	R: 2 E: 0 K: 1 S: 12 H: 3 LOB: 1 BB: 0 P: 18	R: 3 E: 1 K: 0 S: 12 H: 3 LOB: 1 BB: 0 P: 19	R: 0 E: 0 K: 0 S: 5 H: 0 LOB: 0 BB: 0 P: 7	R: 0 E: 0 K: 0 S: 7 H: 0 LOB: 1 BB: 1 P: 13	R: 0 E: 0 K: 1 S: 9 H: 1 LOB: 1 BB: 1 P: 18	R: 0 E: 0 K: 0 S: 6 H: 1 LOB: 2 BB: 1 P: 14	R: 1 E: 1 K: 0 S: 10 H: 1 LOB: 1 BB: 1 P: 22	R: 0 E: 0 K: 1 S: 11 H: 0 LOB: 1 BB: 1 P: 19		1B: 3 2B: 6 3B: 0 HR: 1	SF: 1 SAC: 1 DP: 2 HBP: 0					

PITCHER	IP	WLS	BF	H	R	ER	SO	BB	IBB	HBP	BLK	WP	HR	S	P	ERA	WHIP
Brian Boehringer, R (1, 1) ERA: 5.67	4.0	L	20	6	5	4	1	1	0	0	0	0	1	36	57	9.00	1.750
Jim Bruske, R (5, 1) ERA: 3.53	3.0		14	3	1	0	1	1	2	0	0	0	0	25	54	0.00	1.333
Donne Wall, R (8, 1) ERA: 2.59	1.0		4	0	0	0	1	1	0	0	0	0	0	11	19	0.00	1.000

PITCHER	IP	WLS	BF	H	R	ER	SO	BB	IBB	HBP	BLK	WP	HR	S	P	ERA	WHIP

BOTTOM

San Diego Padres @ Montreal Expos

Olympic Stadium, Montreal, QB

Mon Aug 03 1998, 3:33 AM EDT

Att. 10,129 - Sunny - 80 F

livebaseballscorecards.com

AB	31
R	6
H	9
RBI	5
BB	5
SO	3
LOB	23

WP: 0 PB: 0 SB: 0 CS: 0 PA: 38

Batter	1	2	3	4	5	6	7	8	9	AB	R	H	RBI	BB	SO	LOB
Doug Glanville, R (1, 8) OBP: 0.354, SLG: 0.434	B X 1-0 P5 ①		B S S S 1-3 K ③			C B C F B X 2-2 1B 3-H 1B		B F X 1-1 WP 1B 1B		4	0	2	1	0	1	0
Gregg Jefferies, S (1, 7) OBP: 0.335, SLG: 0.411	C B X 1-1 G5-3 ②			B F S B X 2-2 G5-3 ①		X 0-0 F7 ②		C X 0-1 1-2 1B		4	0	1	0	0	0	1
Scott Rolen, R (1, 5) OBP: 0.386, SLG: 0.529	B B S S S 2-3 K ③			B S X 1-1 G4-3 ②		1 SAFE 1 SAFE X 0-0 1-3 1B		B C S T X 1-2 F3 ② 2-3		4	0	1	0	0	1	2
Rico Brogna, L (1, 3) OBP: 0.330, SLG: 0.458		C S X 0-2 G6-3 1B		B B B X 3-0 G4-3 ③		C F B F F C 1-3 K ③		F B F S 1-3 K ③		4	0	1	0	0	2	4
Mark Lewis, R (1, 4) OBP: 0.318, SLG: 0.385		B C B X 2-1 G6-3 ① 1-2			S F F B B X 2-2 G5-3 ①		C B F B B X 3-2 P4 ①		X 0-0 G6-3 ①	4	0	0	0	0	0	1
Bobby Estalella, R (1, 2) OBP: 0.205, SLG: 0.300		C S S 0-3 K ②			F F B S 1-3 K ②		C C C 0-3 K ②		B B C C B C 3-3 K ②	4	0	0	0	0	4	1
Kevin Sefcik, R (1, 9) OBP: 0.393, SLG: 0.356 Bobby Abreu, L (9, PH) OBP: 0.400, SLG: 0.459		B C S F X 1-2 G5-3 ③			C B B X 2-1 CS 1B		X 0-0 1B		C X 0-1 F8 ③	3 1	0 0	2 0	0 0	0 0	0 0	1 0
Desi Relaford, S (1, 6) OBP: 0.317, SLG: 0.367			C C B S 1-3 K ①		B 1-0 CS ③ 1-2	S B X 1-1 WP 1B 1B	B C B B C F X 3-2 G3 ③			3	1	1	0	0	1	1
55 Matt Beech, L (1, 1) OBP: 0.156, SLG: 0.156 Ruben Amaro Jr, S (6, PH) OBP: 0.235, SLG: 0.284 Ken Ryan, R (6, 1) Jon Zuber, L (8, PH) OBP: 0.304, SLG: 0.476 Yorkis Perez, L (8, 1)			C C S 0-3 K ②			C 1 SAFE B S S B B F F S 3-3 K ① 1-3		F F S 0-3 K ①		1 1 0 1 0	0 0 0 0 0	0 0 0 0 0	0 0 0 0 0	0 0 0 0 0	1 1 0 1 0	0 1 0 0 0
Inning Stats	R: 0 E: 0 K: 1 S: 6 H: 0 LOB: 0 BB: 0 P: 10	R: 0 E: 0 K: 1 S: 12 H: 1 LOB: 1 BB: 0 P: 15	R: 0 E: 0 K: 3 S: 9 H: 0 LOB: 0 BB: 0 P: 11	R: 0 E: 0 K: 0 S: 6 H: 0 LOB: 0 BB: 0 P: 12	R: 0 E: 0 K: 1 S: 9 H: 1 LOB: 0 BB: 0 P: 15	R: 1 E: 0 K: 2 S: 18 H: 3 LOB: 2 BB: 0 P: 25	R: 0 E: 0 K: 1 S: 11 H: 1 LOB: 1 BB: 0 P: 17	R: 0 E: 0 K: 2 S: 14 H: 2 LOB: 2 BB: 0 P: 17	R: 0 E: 0 K: 1 S: 6 H: 0 LOB: 0 BB: 0 P: 9	1B: 8 2B: 0 3B: 0 HR: 0 SF: 0 SAC: 0 DP: 0 HBP: 0						

PITCHER		IP	WLS	BF	H	R	ER	SO	BB	IBB	HBP	BLK	WP	HR	S	P	ERA	WHIP
Sterling Hitchcock, L ERA: 4.0	(1, 1)	6.0	W	22	5	1	1	8	0	0	0	0	1	0	60	88	1.50	0.833
Donne Wall, R ERA: 2.54	(7, 1)	1.0		4	1	0	0	1	0	0	0	0	0	0	11	17	0.00	1.000
Dan Miceli, R ERA: 3.29	(8, 1)	1.0		5	2	0	0	2	0	0	0	0	1	0	14	17	0.00	2.000
Trevor Hoffman, R ERA: 1.59	(9, 1)	1.0	S	3	0	0	0	1	0	0	0	0	0	0	6	9	0.00	0.000

PITCHER	IP	WLS	BF	H	R	ER	SO	BB	IBB	HBP	BLK	WP	HR	S	P	ERA	WHIP

TOP

Philadelphia Phillies @ San Diego Padres

Qualcomm Stadium, San Diego, CA

Tue Aug 04 1998, 10:05 PM EDT
Att. 22,125 - Unknown - 74 F

livebaseballscorecards.com

AB	34
R	1
H	8
RBI	1
BB	0
SO	12
LOB	12

WP: 3 PA: 35
PB: 0
SB: 0
CS: 1

Batter	1	2	3	4	5	6	7	8	9	AB	R	H	RBI	BB	SO	LOB
Quilvio Veras, S (1, 4) OBP: 0.376, SLG: 0.342	B B C B X 3-1 E 2B	B C B B F C 3-3 ③ K		B C B B F X 3-2 G5-4-3 1-2 1B		C X 0-1 ② F7		C X 0-1 ② F7		5	1	2	0	0	1	3
Tony Gwynn, L (1, 9) OBP: 0.373, SLG: 0.487 Donne Wall, R (7, 1) OBP: 0.333, SLG: 0.333 Carlos Hernandez, R (8, 2) OBP: 0.310, SLG: 0.384	X 0-0 E9 FC6-4 2-H 1B	C B F B X 2-2 G4-3 BB 1B	B B X 2-0 ② ③ G5-4-3 1-2f		F X 0-1 ③ G6-3	B B B X 3-0 ③ G6-3		4 0 2 0 0 0 4 0 0 0 0 0 0 0 1 0 0 0 0 0 0								
Ken Caminiti, S (1, 5) OBP: 0.370, SLG: 0.539	C F B B B C 3-3 ① K	C B B B F F B 4-2 G4-3 1-2 BB			F F X 0-2 ① G6-3		B B F X 2-1 ① G5-3			3	0	0	0	1	1	1
Greg Vaughn, R (1, 7) OBP: 0.374, SLG: 0.654	S C B S 1-3 ② K	F F F B B S 2-3 ① K			S B X 1-1 HR		F B B S X 2-2 ② P6			4	1	1	1	0	2	3
Jim Leyritz, R (1, 2) OBP: 0.399, SLG: 0.516 Dan Miceli, R (8, 1) OBP: 1.000, SLG: 1.000 Trevor Hoffman, R (9, 1)	B B X 2-0 ③ FC6-4 1-2f	B C X 1-1 ② G4-3 1-2 2-3			C B C C 1-3 ② K		B B C C B B 4-2 1B BB			3 0 0 0 1 1 3 0 0 0 0 0 0 0 0 0 0 0 0 0 0						
Wally Joyner, L (1, 3) OBP: 0.387, SLG: 0.477		C B C B F X 2-2 2B 1B	B B B C B 4-1 BB		X 0-0 ③ P6		C S B X 1-2 FC5 BB 1-3 1B			3	1	2	0	1	0	0
Ruben Rivera, R (1, 8) OBP: 0.383, SLG: 0.500 (7, 9)	X 0-0 1-H 2B	C S B F B C 2-3 ③ K				B F B B F B 4-2 G5-3 BB	C B B B B 4-1 1-2 BB			2 0 1 1 2 1 3						
Chris Gomez, R (1, 6) OBP: 0.326, SLG: 0.340 Andy Sheets, R (3, 6) OBP: 0.292, SLG: 0.345	B B C B F F 2 SAFE C 3-3 ① K			B F S B C 2-3 ① K		B 1 SAFE C F B F 1 SAFE B X 3-2 ① G5-3 1-2	B S F X 1-2 ③ FC5 2-3f			1 0 0 0 0 1 1 3 0 0 0 0 1 4						
Sterling Hitchcock, L (1, 1) OBP: 0.188, SLG: 0.188 Steve Finley, L (6, PH) OBP: 0.299, SLG: 0.394 (7, 8)	C F C 0-3 ② K			S X 0-1 1B 1B		B B F B B 4-1 BB	X 0-0 ① G5-3			2 0 1 0 0 1 1 1 0 0 0 1 0 0						
Inning Stats	R: 1 H: 2 E: 1 LOB: 1 K: 2 BB: 0 S: 10 P: 19	R: 1 H: 2 E: 0 LOB: 1 K: 3 BB: 0 S: 15 P: 23	R: 0 H: 1 E: 0 LOB: 3 K: 2 BB: 2 S: 17 P: 32	R: 0 H: 2 E: 0 LOB: 1 K: 1 BB: 0 S: 9 P: 16	R: 1 H: 1 E: 0 LOB: 0 K: 1 BB: 0 S: 9 P: 11	R: 0 H: 0 E: 0 LOB: 2 K: 0 BB: 2 S: 11 P: 22	R: 0 H: 1 E: 0 LOB: 3 K: 0 BB: 2 S: 14 P: 28	R: 0 H: 0 E: 0 LOB: 0 K: 0 BB: 0 S: 4 P: 7		1B: 6 SF: 0 2B: 2 SAC: 0 3B: 0 DP: 1 HR: 1 HBP: 0				WP: 0 PA: 38 PB: 0 SB: 0 CS: 0		

PITCHER		IP	WLS	BF	H	R	ER	SO	BB	IBB	HBP	BLK	WP	HR	S	P	ERA	WHIP
55 Matt Beech, L ERA: 4.91	(1, 1)	5.0	L	24	8	3	2	9	2	0	0	0	0	1	60	101	3.60	2.000
Ken Ryan, R ERA: 6.75	(6, 1)	2.0		11	1	0	0	0	4	0	0	0	0	0	25	50	0.00	2.500
Yorkis Perez, L ERA: 3.28	(8, 1)	1.0		3	0	0	0	0	0	0	0	0	0	0	4	7	0.00	0.000

PITCHER	IP	WLS	BF	H	R	ER	SO	BB	IBB	HBP	BLK	WP	HR	S	P	ERA	WHIP

BOTTOM

Philadelphia Phillies @ San Diego Padres

Qualcomm Stadium, San Diego, CA

Tue Aug 04 1998, 10:05 PM EDT
Att. 22,125 - Unknown - 74 F

livebaseballscorecards.com

AB	32
R	3
H	9
RBI	2
BB	6
SO	9
LOB	23

Batter	1	2	3	4	5	6	7	8	9	AB	R	H	RBI	BB	SO	LOB
Doug Glanville, R (1, 8) OBP: 0.354, SLG: 0.433	C C B X 1-2 G4-3			X 0-0 WP 1B	F B S S 1-3 K			C F B B X 2-2 F7		4	0	1	0	0	1	3
Gregg Jefferies, S (1, 7) OBP: 0.334, SLG: 0.409	F B C X 1-2 G1-3			F 1 SAFE B 1 SAFE B C F C 2-3 K 1-2		X 0-0 1B		B X 1-0 F9		4	0	1	0	0	1	1
Scott Rolen, R (1, 5) OBP: 0.382, SLG: 0.524	C B B X 2-1 G4-3			C X 0-1 G6-3		B X 1-0 F8			C C B F F S 1-3 K	4	0	0	0	0	1	2
Rico Brogna, L (1, 3) OBP: 0.327, SLG: 0.454		C B S S 1-3 K		F S S 0-3 K		C S B S 1-3 K			C B S X 1-2 F8	4	0	0	0	0	3	2
Bobby Abreu, L (1, 9) OBP: 0.399, SLG: 0.457		B C F B X 2-2 A4 D8 1B			C B X 1-1 G3	B S B C F B F X 3-2 F7			C B S C 1-3 K	4	0	1	0	0	1	1
Mark Lewis, R (1, 4) OBP: 0.318, SLG: 0.384		C B 1 SAFE F 1 SAFE B F 1 SAFE B 3-3 1 SAFE C 1-2 K			F B C B F B X 3-2 2B 1B		X 0-0 G1-3			3	0	1	0	0	1	1
Bobby Estalella, R (1, 2) OBP: 0.213, SLG: 0.326			B C S X 1-2 G1-3		F C B F B 1 SAFE B F X 3-2 1-3 2B		S F S 0-3 K			3	0	1	0	0	1	0
Desi Relaford, S (1, 6) OBP: 0.317, SLG: 0.365			C C B B S 2-3 K		I I I I 4-0 IBB		B C F F X 1-2 F8			2	0	0	0	1	1	0
Curt Schilling, R (1, 1) OBP: 0.143, SLG: 0.130			F B X 1-1 G3		B B C S S 2-3 K			C X 0-1 G6-3		2	0	0	0	0	1	3
Jerry Spradlin, S (7, 1)										0	0	0	0	0	0	0
Jon Zuber, L (8, PH) OBP: 0.292, SLG: 0.455										1	0	0	0	0	0	0
Mark Leiter, R (8, 1)										0	0	0	0	0	0	0
Inning Stats	R: 0 E: 0 K: 0 S: 8 H: 0 LOB: 0 BB: 0 P: 12	R: 0 E: 0 K: 2 S: 10 H: 1 LOB: 0 BB: 0 P: 16	R: 0 E: 0 K: 1 S: 8 H: 0 LOB: 0 BB: 0 P: 12	R: 0 E: 0 K: 2 S: 10 H: 1 LOB: 1 BB: 0 P: 12	R: 0 E: 0 K: 2 S: 17 H: 2 LOB: 3 BB: 1 P: 31	R: 0 E: 0 K: 1 S: 10 H: 1 LOB: 1 BB: 0 P: 15	R: 0 E: 0 K: 1 S: 8 H: 0 LOB: 0 BB: 0 P: 9	R: 0 E: 0 K: 0 S: 6 H: 0 LOB: 0 BB: 0 P: 9	R: 0 E: 0 K: 2 S: 11 H: 0 LOB: 0 BB: 0 P: 14	1B: 4 2B: 1 3B: 0 HR: 0 SF: 0 SAC: 0 DP: 0 HBP: 0						

TOP

Philadelphia Phillies @ San Diego Padres

Qualcomm Stadium, San Diego, CA

Wed Aug 05 1998, 10:05 PM EDT
Att. 19,109 - Cloudy - 73 F

livebaseballscorecards.com

AB	31
R	0
H	5
RBI	0
BB	1
SO	11
LOB	13

WP: 1 PA: 32
PB: 0
SB: 0
CS: 0

PITCHER	IP	WLS	BF	H	R	ER	SO	BB	IBB	HBP	BLK	WP	HR	S	P	ERA	WHIP
Kevin Brown, R (1, 1) ERA: 2.58	9.0	W	32	5	0	0	11	0	1	0	0	1	0	88	130	0.00	0.556

PITCHER	IP	WLS	BF	H	R	ER	SO	BB	IBB	HBP	BLK	WP	HR	S	P	ERA	WHIP

Batter	1	2	3	4	5	6	7	8	9	AB	R	H	RBI	BB	SO	LOB
Quilvio Veras, S (1, 4) OBP: 0.376, SLG: 0.341	F B S B F B B 4-2 G6-3 1B BB		B C F B X 2-2 ② G5-3		B B X 2-0 1B FC4-6 2-3 1B	F B X 1-1 ② F8		B B C X 2-1 ③ G4-3		4	1	1	0	1	0	1
Steve Finley, L (1, 8) OBP: 0.300, SLG: 0.393	C B X 1-1 ① G6-3 1-2		C C F B B F B 4-2 FC6-4 BB		X 0-0 FC4-6 1-3 3-H 1B	S F B B S 2-3 ③ K				3	0	1	1	1	1	1
Tony Gwynn, L (1, 9) OBP: 0.373, SLG: 0.486 Ruben Rivera, R (5, PR) OBP: 0.380, SLG: 0.495 (6, 9)	F F F X 0-2 ② 2-H 1B		B B X 2-0 ③ FC6-4 1-2f		F F X 0-2 ① FC4-6 WP 1-2f 3-H 1B		C B C S 1-3 ① K			3 1	0 1	1 1	1 0	0 0	0 1	2 0
Ken Caminiti, S (1, 5) OBP: 0.368, SLG: 0.535	B B X 2-0 ③ F7			B B X 2-0 ① G3-1	S T B B S 2-3 ② K		B F B X 2-1 1B			4	0	1	0	0	1	2
Greg Vaughn, R (1, 7) OBP: 0.373, SLG: 0.649		B X 1-0 ① G4-3		B S B C S 2-3 ② K	B B B B 4-0 1B 1-2 BB		F B B B F S 2-3 ② K			3	0	0	0	1	2	1
Wally Joyner, L (1, 3) OBP: 0.391, SLG: 0.482		C B B F F B B 4-2 2B BB		F B B X 2-1 1B 2B	F B B X 2-1 1-3 2-H 1B		S S B X 1-2 ③ F8			3	1	2	1	1	0	1
Carlos Hernandez, R (1, 2) OBP: 0.316, SLG: 0.391	C X 0-1 ② 1-H 2B			B X 1-0 2-3 1B	H 1-0 HBP			F B S F X 1-2 ① G5-3		3	0	2	1	0	0	0
Chris Gomez, R (1, 6) OBP: 0.325, SLG: 0.336	C C C 0-3 ③ K			F F C 0-3 ③ K	B C B B C F F F X 3-2 ③ G1-3			C B B B B F F B 4-2 SH3-4 BB		3	0	0	0	1	2	5
Kevin Brown, R (1, 1) OBP: 0.233, SLG: 0.241			C F S 0-3 ① K		F B B F F F F X 2-2 1B 1B 2B	C C C 0-3 ① K		L B X 1-1 ② SH3-4 1-2		3	1	1	0	0	2	0
Inning Stats	R: 0 H: 1 E: 0 LOB: 1 K: 0 BB: 1 S: 10 P: 17	R: 1 H: 1 E: 0 LOB: 0 K: 1 BB: 1 S: 9 P: 14	R: 0 H: 0 E: 0 LOB: 1 K: 1 BB: 1 S: 10 P: 18	R: 0 H: 2 E: 0 LOB: 2 K: 2 BB: 0 S: 10 P: 17	R: 3 H: 4 E: 0 LOB: 3 K: 1 BB: 1 S: 22 P: 38	R: 0 H: 0 E: 0 LOB: 0 K: 2 BB: 0 S: 8 P: 11	R: 0 H: 1 E: 0 LOB: 1 K: 2 BB: 0 S: 11 P: 17	R: 0 H: 0 E: 0 LOB: 1 K: 0 BB: 1 S: 11 P: 19		1B: 6 SF: 0 2B: 3 SAC: 1 3B: 0 DP: 0 HR: 0 HBP: 1				WP: 1 PA: 37 PB: 0 SB: 0 CS: 0		

PITCHER		IP	WLS	BF	H	R	ER	SO	BB	IBB	HBP	BLK	WP	HR	S	P	ERA	WHIP
Curt Schilling, R ERA: 3.35	(1, 1)	6.0	L	29	8	4	4	7	4	0	1	0	1	0	69	115	6.00	2.000
Jerry Spradlin, R ERA: 3.55	(7, 1)	1.0		4	1	0	0	2	0	0	0	0	0	0	11	17	0.00	1.000
Mark Leiter, R ERA: 3.2	(8, 1)	1.0		4	0	0	0	0	1	0	0	0	0	0	11	19	0.00	1.000

PITCHER	IP	WLS	BF	H	R	ER	SO	BB	IBB	HBP	BLK	WP	HR	S	P	ERA	WHIP

BOTTOM

Philadelphia Phillies @ San Diego Padres

Qualcomm Stadium, San Diego, CA

Wed Aug 05 1998, 10:05 PM EDT
Att. 19,109 - Cloudy - 73 F

livebaseballscorecards.com

AB	30
R	4
H	9
RBI	4
BB	5
SO	9
LOB	13

Batter	1	2	3	4	5	6	7	8	9	10	11	AB	R	H	RBI	BB	SO	LOB
Doug Glanville, R (1, 8) OBP: 0.352, SLG: 0.430	2-2 CS 1B		0-2 F9 ①		0-1 G4-3 ①		0-1 G4-3 ②			0-0 P3 ②		5	0	1	0	0	0	0
Desi Relaford, S (1, 6) OBP: 0.315, SLG: 0.363	3-3 K ①② 1-2		2-1 F7 ②		1-0 BB 1B		2-3 K ③			0-3 K ③		5	0	1	0	0	3	1
Scott Rolen, R (1, 5) OBP: 0.383, SLG: 0.525	2-0 1B		3-3 K ③		1-3 K ②			0-0 F9 ①			0-2 1B 2B	5	1	2	0	0	2	1
Rico Brogna, L (1, 3) OBP: 0.330, SLG: 0.454	3-3 K ③			0-0 1B 1B 1B	4-1 BB 1-2			3-2 G4-3 ②			0-2 1B 2-H	4	1	2	1	1	1	1
Bobby Abreu, L (1, 9) OBP: 0.399, SLG: 0.462		3-1 G1-6-3 3B		0-0 G1-3 1B 1-2 1B	3-3 K ③			1-0 F8 ③			2-3 K ①	5	1	2	0	0	2	3
Mark Lewis, R (1, 4) OBP: 0.319, SLG: 0.383		3-2 G1-6-3 ① 3-H		0-0 G1-3 1-2 2-H 1B		1-0 G6-3 ①			4-2 G1-6-3 BB		2-2 F9 ②	4	0	1	2	1	0	1
Jon Zuber, L (1, 7) OBP: 0.241, SLG: 0.370		1-1 G3-1 ②		0-0 G1-3 ① 1-2 2-3		3-2 G3-1 ②			1-2 G1-6-3 ①② 1-2f		1-3 K ③	5	0	0	0	0	1	4
Kevin Sefcik, R (11, 7) OBP: 0.393, SLG: 0.356												0	0	0	0	0	0	0
Mark Parent, R (1, 2) OBP: 0.281, SLG: 0.247		4-1 BB		1-0 P2 ②		2-0 F9 ③			2-2 P4 ③			3	0	0	0	1	0	2
Mark Portugal, R (1, 1) OBP: 0.219, SLG: 0.300		3-2 F9 ③		0-1 P4 ③			3-2 G2-3 ①			0-1 G6-3 ①		3	0	0	0	0	0	3
Wayne Gomes, R (8, 1)												0	0	0	0	0	0	0
Gregg Jefferies, S (10, PH) OBP: 0.333, SLG: 0.408												1	0	0	0	0	0	0
Mark Leiter, R (10, 1)												0	0	0	0	0	0	0
Inning Stats	R: 0 E: 0 K: 2 S: 11 H: 2 LOB: 1 BB: 0 P: 21	R: 1 E: 0 K: 0 S: 13 H: 1 LOB: 1 BB: 1 P: 27	R: 0 E: 0 K: 1 S: 9 H: 0 LOB: 0 BB: 0 P: 14	R: 1 E: 0 K: 0 S: 7 H: 3 LOB: 2 BB: 0 P: 8	R: 0 E: 0 K: 2 S: 10 H: 1 LOB: 2 BB: 1 P: 19	R: 0 E: 0 K: 0 S: 7 H: 0 LOB: 0 BB: 0 P: 13	R: 0 E: 0 K: 1 S: 8 H: 0 LOB: 0 BB: 0 P: 13	R: 0 E: 0 K: 0 S: 6 H: 0 LOB: 0 BB: 0 P: 10	R: 0 E: 0 K: 0 S: 8 H: 0 LOB: 0 BB: 1 P: 15	R: 0 E: 0 K: 1 S: 6 H: 0 LOB: 0 BB: 0 P: 6	R: 1 E: 0 K: 2 S: 20 H: 2 LOB: 1 BB: 0 P: 25	1B: 7 2B: 2 3B: 1 HR: 0	SF: 0 SAC: 0 DP: 2 HBP: 0					

PITCHER		IP	WLS	BF	H	R	ER	SO	BB	IBB	HBP	BLK	WP	HR	S	P	ERA	WHIP
Joey Hamilton, R ERA: 4.7	(1, 1)	7.0		29	7	2	2	6	2	0	0	0	0	0	65	115	2.57	1.286
Donne Wall, R ERA: 2.44	(8, 1)	2.0		6	0	0	0	0	1	0	0	0	0	0	14	25	0.00	0.500
Trevor Hoffman, R ERA: 1.7	(10, 1)	2.0	L	8	2	1	1	3	0	0	0	0	0	0	26	31	4.50	1.000

PITCHER	IP	WLS	BF	H	R	ER	SO	BB	IBB	HBP	BLK	WP	HR	S	P	ERA	WHIP

TOP

Philadelphia Phillies @ San Diego Padres

Qualcomm Stadium, San Diego, CA

Thu Aug 06 1998, 6:33 AM EDT

Att. 19,007 - Sunny - 76 F

livebaseballscorecards.com

AB	40
R	3
H	9
RBI	3
BB	3
SO	9
LOB	16

1B: 7	SF: 0	WP: 0	PA: 43
2B: 2	SAC: 0	PB: 0	
3B: 1	DP: 2	SB: 0	
HR: 0	HBP: 0	CS: 1	

Philadelphia Phillies @ San Diego Padres

Qualcomm Stadium, San Diego, CA

Thu Aug 06 1998, 6:33 AM EDT

Att. 19,007 - Sunny - 76 F

livebaseballscorecards.com

BOTTOM

Batter	1	2	3	4	5	6	7	8	9	10	11	AB	R	H	RBI	BB	SO	LOB
Quilvio Veras, S (1, 4) OBP: 0.377, SLG: 0.340	C B B X 2-1 ① G6-3		B B X 2-0 HR 1B		B B X 2-0 ② F7			B B C X 2-1 ① G1-3		B B B B 4-0 1-2 BB		4	1	1	0	1	0	2
Steve Finley, L (1, 8) OBP: 0.299, SLG: 0.398	B X 1-0 ② P3		C X 0-1 1-H HR		S X 0-1 ③ F7			B S F F S 1-3 ② K		X 0-0 ② F7		5	1	1	2	0	1	4
Ken Caminiti, S (1, 5) OBP: 0.363, SLG: 0.527	C X 0-1 ③ F9		X 0-0 ③ G6-3			C C B F X 1-2 ① G4-3		X 0-0 ③ F8		C F F B S 1-3 ③ K		5	0	0	0	0	1	2
Greg Vaughn, R (1, 7) OBP: 0.371, SLG: 0.646		C B F F B C 2-3 ① K		C B B X 2-1 ① G2-3		C B B X 1-2 2B			F X 0-1 ① G6-3		S F B S 1-3 ① K	5	0	1	0	0	2	0
Wally Joyner, L (1, 3) OBP: 0.392, SLG: 0.482 Andy Sheets, R (9, PR) OBP: 0.292, SLG: 0.345 Trevor Hoffman, R (10, 1) Carlos Hernandez, R (11, PH) OBP: 0.315, SLG: 0.389		B B C S X 2-2 1B		X 0-0 ② F7		C B F X 1-2 ② P4			B F B B X 2-1 S 1B		C B B X 2-1 ② G6-3	4 0 0 1	0 0 0 0	2 0 0 0	0 0 0 0	0 0 0 0	0 0 0 0	1 0 0 0
Greg Myers, L (1, 2) OBP: 0.300, SLG: 0.373		X 0-0 ② L4		B X 1-0 ③ P5		F X 0-1 ③ G3-1			B S S B S 2-3 ② K		C B S B S 2-3 ③ K	5	0	0	0	0	2	3
Mark Sweeney, L (1, 9) OBP: 0.310, SLG: 0.278 Donne Wall, R (8, 1) OBP: 0.333, SLG: 0.333 Jim Leyritz, R (9, PH) OBP: 0.397, SLG: 0.513 (10, 3)		C S C 0-3 ③ K			B S X 1-1 SH5-3 1B 1B		X 0-0 ① G4-3		B T SAFE F B X 2-1 ③ G5-3 1-2			3 0 1	0 0 0	1 0 0	0 0 0	0 0 0	1 0 1	1 0 1
Chris Gomez, R (1, 6) OBP: 0.327, SLG: 0.338			B X 1-0 ① F7		C F X 0-2 SH5-3 1-2 1B		F F X 0-2 ② G6-3			B F X 1-1 BB 1B		4	0	2	0	0	0	0
Joey Hamilton, R (1, 1) OBP: 0.176, SLG: 0.260 Ruben Rivera, R (7, PH) OBP: 0.374, SLG: 0.485 (8, 9)		F F X 0-2 ② G5-3			X 0-0 ① SH5-3 1-2 2-3		B F B F X 2-2 ③ G6-3			L P B C B S 3-3 ① K		1 2	0 0	0 0	0 0	0 0	0 1	0 1
Inning Stats	R: 0 H: 0 E: 0 LOB: 0 K: 0 BB: 0 S: 5 P: 8	R: 0 H: 1 E: 0 LOB: 1 K: 2 BB: 0 S: 11 P: 15	R: 2 H: 2 E: 0 LOB: 0 K: 0 BB: 0 S: 8 P: 11	R: 0 H: 0 E: 0 LOB: 0 K: 0 BB: 0 S: 4 P: 7	R: 0 H: 2 E: 0 LOB: 2 K: 0 BB: 0 S: 9 P: 12	R: 0 H: 1 E: 0 LOB: 1 K: 0 BB: 0 S: 12 P: 15	R: 0 H: 0 E: 0 LOB: 0 K: 0 BB: 0 S: 7 P: 9	R: 0 H: 0 E: 0 LOB: 0 K: 1 BB: 0 S: 7 P: 10	R: 0 H: 1 E: 0 LOB: 2 K: 1 BB: 0 S: 9 P: 15	R: 0 H: 1 E: 0 LOB: 2 K: 2 BB: 1 S: 11 P: 19	R: 0 H: 0 E: 0 LOB: 0 K: 2 BB: 0 S: 8 P: 13	1B: 6 SF: 0 2B: 1 SAC: 1 3B: 0 DP: 0 HR: 1 HBP: 0						

	AB	40
	R	2
	H	8
	RBI	2
	BB	1
	SO	8
	LOB	15

WP: 0 PA: 42
PB: 0
SB: 1
CS: 0

PITCHER		IP	WLS	BF	H	R	ER	SO	BB	IBB	HBP	BLK	WP	HR	S	P	ERA	WHIP
Mark Portugal, R ERA: 4.82	(1, 1)	7.0		27	6	2	2	2	0	0	0	0	0	1	56	77	2.57	0.857
Wayne Gomes, R ERA: 3.41	(8, 1)	2.0		7	1	0	0	2	0	0	0	0	0	0	16	25	0.00	0.500
Mark Leiter, R ERA: 3.11	(10, 1)	2.0	W	8	1	0	0	4	1	0	0	0	0	0	19	32	0.00	1.000

PITCHER	IP	WLS	BF	H	R	ER	SO	BB	IBB	HBP	BLK	WP	HR	S	P	ERA	WHIP

Florida Marlins @ San Diego Padres

Qualcomm Stadium, San Diego, CA

Fri Aug 07 1998, 10:05 PM EDT

Att. 39,145 - Unknown - 73 F

livebaseballscorecards.com

TOP

Batter	1	2	3	4	5	6	7	8	9	10	11	12	13	AB	R	H	RBI	BB	SO	LOB
Todd Dunwoody, L (1, 8) OBP: 0.282, SLG: 0.356	B F B F S 2-3 K ①	C F S 0-3 K ③		X 0-0 G4-3 ③			C F X 0-2 G4-3 ③		B B F B F X 3-2 WP ① 1-2 2-H 1B		X 0-0 F9 ①		B S F C 1-3 K ③	4	0	0	0	0	2	4
Dave Berg, R (9, PH) OBP: 0.351, SLG: 0.373														1	0	1	1	0	0	0
Antonio Alfonseca, R (9, 1)														0	0	0	0	0	0	0
Ryan Jackson, L (11, PH) OBP: 0.310, SLG: 0.356 (11, 9)														2	0	0	0	0	1	1
Edgar Renteria, R (1, 6) OBP: 0.352, SLG: 0.346	S X 0-1 S 1B 1B	C F F B F S 1-3 K ①			F X 0-1 G5-3 ①			F B B C B X 3-2 F9 ①	B I I I 4-0 1-2 2-3 IBB		C C B F X 1-2 F9 ②			5	1	1	0	1	1	0
Mark Kotsay, L (1, 9) OBP: 0.312, SLG: 0.373 (9, 8)	F 1 B X SAFE 1-1 1-H 1B	C B X 1-1 G4-3 ②			B X 1-0 G3 ②			B B X 2-0 2B 1B	B X 1-0 F8 ②		B B X 2-0 P6 ③			6	0	2	1	0	0	3
Matt Mantei, R (11, 1) OBP: 0.500, SLG: 0.500														0	0	0	0	0	0	0
Justin Speier, R (13, 1)														0	0	0	0	0	0	0
Derrek Lee, R (1, 3) OBP: 0.327, SLG: 0.441	C B 1 X SAFE 1-1 F8 ②	S C B B B F X 2-2 G6-3 ③			B X 1-0 F7 ③			C X 0-1 1-3 2B	X 0-0 F8 ③			B B S C X 2-2 G6-3 ①		6	0	1	0	0	0	4
Cliff Floyd, L (1, 7) OBP: 0.334, SLG: 0.461	B B X 2-0 G3 ③			B C F F B X 2-2 1B FC4-6 2B	F X 0-1 G3 ①			F B F B X 2-2 P2 ②		F B B B X 3-1 F8 ①		C X 0-1 F8 ②		6	1	1	0	0	0	3
Kevin Orie, R (1, 5) OBP: 0.263, SLG: 0.279		F C B B B X 2-2 1B G6-3 1B		B F X 1-2 FC4-6 BB 2-3 1B	S C B S 1-3 K ②			S C B F S 1-3 K ③		S F S 0-3 K ②		B X 1-0 F7 ③		6	0	2	0	0	3	2
Gregg Zaun, S (1, 2) OBP: 0.269, SLG: 0.287	B X 1-0 G6-3 ① 1-2			B B F F B B 4-2 FC4-6 BB 1-2	C B F S 1-3 K ③			B B B C C F F B 4-2 FC4-6 BB		F B B F F B B B 4-2 E S BB			X 0-0 SH1-4 2B	3	0	1	0	3	1	1
Luis Castillo, S (1, 4)	X 0-0 F7 ②			X 0-0 L6 ①			B B C C C 3-3 K ①		B F B F B X 3-2 FC6-4 1B 1-2f 1B	B F F B F B B 4-2 1-3 BB			X 0-0 SH1-4 2-3 ①	4	1	0	0	1	1	5
Kirt Ojala, L (1, 1) OBP: 0.286, SLG: 0.250	C S B B B F X 2-2 2-3 1B			B C B B X 2-1 FC4-6 ② 1-2f 2-3 3-H			B X 1-0 G1-3 ②		1 SAFE B X 1 SAFE 1 SAFE S 1 SAFE X 1-1 WP 1-2 1B	B C F B F S 2-3 K ③			C B F F B B S 3-3 K ②	2	0	1	1	0	0	2
John Cangelosi, S (7, PH) OBP: 0.350, SLG: 0.347														1	0	0	0	0	0	0
Brian Edmondson, R (7, 1)														0	0	0	0	0	0	0
John Wehner, R (9, PH) OBP: 0.254, SLG: 0.250 (9, 9)														3	0	1	0	0	2	3
(11, 8)																				
Inning Stats	R: 1 E: 0 K: 1 S: 10 H: 2 LOB: 1 BB: 0 P: 16	R: 0 E: 0 K: 1 S: 12 H: 2 LOB: 2 BB: 0 P: 17	R: 0 E: 0 K: 1 S: 11 H: 0 LOB: 0 BB: 0 P: 15	R: 1 E: 0 K: 0 S: 13 H: 2 LOB: 2 BB: 1 P: 22	R: 0 E: 0 K: 0 S: 4 H: 0 LOB: 0 BB: 0 P: 6	R: 0 E: 0 K: 2 S: 8 H: 0 LOB: 0 BB: 0 P: 10	R: 0 E: 0 K: 1 S: 7 H: 0 LOB: 0 BB: 0 P: 11	R: 0 E: 0 K: 1 S: 13 H: 2 LOB: 2 BB: 0 P: 21	R: 1 E: 0 K: 0 S: 14 H: 2 LOB: 3 BB: 2 P: 30	R: 0 E: 0 K: 2 S: 15 H: 0 LOB: 2 BB: 2 P: 28	R: 0 E: 0 K: 0 S: 6 H: 0 LOB: 0 BB: 0 P: 9	R: 0 E: 0 K: 0 S: 6 H: 0 LOB: 0 BB: 0 P: 9	R: 0 E: 0 K: 2 S: 9 H: 1 LOB: 1 BB: 0 P: 13	1B: 8 2B: 3 3B: 0 HR: 0	SF: 0 SAC: 1 DP: 0 HBP: 0		WP: 1 PB: 0 SB: 2 CS: 0	PA: 55	

	AB	49
	R	3
	H	11
	RBI	3
	BB	5
	SO	11
	LOB	28

PITCHER		IP	WLS	BF	H	R	ER	SO	BB	IBB	HBP	BLK	WP	HR	S	P	ERA	WHIP
Andy Ashby, R ERA: 2.55	(1, 1)	7.1		31	8	2	2	6	1	0	0	0	0	0	71	108	2.46	1.227
Randy Myers, L ERA: 4.53	(8, 1)	1.1		8	2	1	1	1	1	1	0	0	1	0	20	39	6.75	2.250
Dan Miceli, R ERA: 3.15	(9, 1)	2.1		9	0	0	0	2	2	0	0	0	0	0	22	38	0.00	0.857
Scott Sanders, R ERA: 9.64	(12, 1)	2.0	W	7	1	0	0	2	0	0	0	0	0	0	15	22	0.00	0.500

PITCHER		IP	WLS	BF	H	R	ER	SO	BB	IBB	HBP	BLK	WP	HR	S	P	ERA	WHIP

Florida Marlins @ San Diego Padres

Qualcomm Stadium, San Diego, CA

Fri Aug 07 1998, 10:05 PM EDT

Att. 39,145 - Unknown - 73 F

livebaseballscorecards.com

BOTTOM

Batter	1	2	3	4	5	6	7	8	9	10	11	12	13	AB	R	H	RBI	BB	SO	LOB
Quilvio Veras, S (1, 4) OBP: 0.378, SLG: 0.343	K2-3	S, 2-H: 1B			1B, 2-H: 2B		BB		G4-3			K		5	1	2	1	1	2	0
Steve Finley, L (1, 8) OBP: 0.302, SLG: 0.399	1B, FC5-4: 1B	K, 1-2			FC5-4, 2-H: 1B		K		0-0: 1B			K		6	1	3	1	0	3	2
Ken Caminiti, S (1, 5) OBP: 0.360, SLG: 0.520	FC5-4, 1-3: 1B		F9		F9		F8		G6-3			G6-3		6	0	1	0	0	0	3
Greg Vaughn, R (1, 7) OBP: 0.369, SLG: 0.639	FC5-4, S, 1-2f, 3-H		F8		FC5-4, CS, 1-2f		F7			G5-3			BB, HR: 1B	6	1	1	1	0	0	3
Jim Leyritz, R (1, 3) OBP: 0.397, SLG: 0.508 Wally Joyner, L (7, 3) OBP: 0.389, SLG: 0.478	FC5-4, 1-2: HBP		F7		CS, 1-2	F8		F7		G6-3			K	2 3	0 0	0 0	0 0	0 0	0 1	0 1
Ruben Rivera, R (1, 9) OBP: 0.372, SLG: 0.467	FC5-4, 1-2f			G5-4-3, BB		F9		G6-3		G6-3			HR, 1-2: BB	4	1	0	0	2	0	2
Carlos Hernandez, R (1, 2) OBP: 0.315, SLG: 0.397		K		G5-4-3, 1-2f		E5, 1B		BB			G5-3		HR, 1-H, 2-H	5	1	1	3	1	1	1
Chris Gomez, R (1, 6) OBP: 0.332, SLG: 0.343 Dan Miceli, R (9, 1) OBP: 1.000, SLG: 1.000 Mark Sweeney, L (11, PH) OBP: 0.315, SLG: 0.284 Scott Sanders, R (12, 1)		PB, G4-3, 1B		1B		1B, 1-2		F7			G3-6-3-4, 1B			4 0 1 0	1 0 0 0	3 0 1 0	0 0 0 0	0 0 0 0	0 0 0 0	1 0 0 0
Andy Ashby, R (1, 1) OBP: 0.153, SLG: 0.158 Randy Myers, L (8, 1) Andy Sheets, R (9, 6) OBP: 0.288, SLG: 0.340		G4-3, 1-2		K		K			K		G3-6-3-4, 1-2f			3 0 2	0 0 0	0 0 0	0 0 0	2 0 1	4 0 1
Inning Stats	R: 1 E: 0 K: 1 S: 12 / H: 2 LOB: 2 BB: 0 P: 22	R: 1 E: 0 K: 2 S: 13 / H: 2 LOB: 1 BB: 0 P: 22	R: 0 E: 0 K: 0 S: 7 / H: 0 LOB: 0 BB: 0 P: 10	R: 0 E: 0 K: 1 S: 8 / H: 1 LOB: 1 BB: 1 P: 13	R: 1 E: 0 K: 0 S: 8 / H: 2 LOB: 0 BB: 0 P: 12	R: 0 E: 1 K: 1 S: 11 / H: 1 LOB: 2 BB: 0 P: 15	R: 0 E: 0 K: 1 S: 10 / H: 0 LOB: 1 BB: 1 P: 18	R: 0 E: 0 K: 0 S: 10 / H: 0 LOB: 1 BB: 1 P: 20	R: 0 E: 0 K: 1 S: 7 / H: 1 LOB: 1 BB: 0 P: 10	R: 0 E: 0 K: 0 S: 5 / H: 0 LOB: 0 BB: 0 P: 9	R: 0 E: 0 K: 0 S: 8 / H: 1 LOB: 0 BB: 0 P: 9	R: 0 E: 0 K: 2 S: 12 / H: 0 LOB: 0 BB: 0 P: 18	R: 3 E: 0 K: 1 S: 12 / H: 2 LOB: 0 BB: 1 P: 19	1B: 10 2B: 1 3B: 0 HR: 1	SF: 0 SAC: 0 DP: 2 HBP: 1	WP: 0 PB: 1 SB: 2 CS: 1	PA: 53			

	AB	47
	R	6
	H	12
	RBI	6
	BB	4
	SO	10
	LOB	18

PITCHER		IP	WLS	BF	H	R	ER	SO	BB	IBB	HBP	BLK	WP	HR	S	P	ERA	WHIP
Kirt Ojala, L ERA: 3.24	(1, 1)	6.0		27	8	3	3	5	1	0	1	0	0	0	59	94	4.50	1.500
Brian Edmondson, R ERA: 3.81	(7, 1)	2.0		8	0	0	0	1	2	0	0	0	0	0	20	38	0.00	1.000
Antonio Alfonseca, R ERA: 3.76	(9, 1)	2.0		7	1	0	0	1	0	0	0	0	0	0	12	19	0.00	0.500
Matt Mantei, R ERA: 2.2	(11, 1)	2.0		6	1	0	0	2	0	0	0	0	0	0	20	27	0.00	0.500
Justin Speier, R ERA: 16.62	(13, 1)	0.1	L	4	2	3	3	1	1	0	0	0	0	1	12	19	81.00	9.000

PITCHER		IP	WLS	BF	H	R	ER	SO	BB	IBB	HBP	BLK	WP	HR	S	P	ERA	WHIP

Batter	1	2	3	4	5	6	7	8	9	AB	R	H	RBI	BB	SO	LOB
John Cangelosi, S (1, 8) (4, 7) OBP: 0.380, SLG: 0.336	B B C F F X 2-2 ① P6		B C C X 1-2 ① G4-3	B F X 1-1 ③ G6-3			C B C B B F F X 3-2 ② F7			4	0	0	0	0	0	1
Edgar Renteria, R (1, 6) OBP: 0.353, SLG: 0.354	B X 1-0 HR		B X 1-0 HR 1B		S X 0-1 ① G3		B S B B F S 2-3 ③ K			4	2	2	1	0	1	0
Mark Kotsay, L (1, 9) OBP: 0.314, SLG: 0.382	C B F S 1-3 ② K		X 0-0 1-H HR		B X 1-0 S 1B			B X 1-0 ① G4-3		4	1	2	2	0	1	0
Derrek Lee, R (1, 3) OBP: 0.326, SLG: 0.437	B F B B B F F C 3-3 ③ K		B F B B B 4-1 FC5-4 BB		1 SAFE C C B F C 1-3 ② K			C S C 0-3 ② K		3	0	0	0	1	3	1
Cliff Floyd, L (1, 7) OBP: 0.333, SLG: 0.459 Todd Dunwoody, L (4, 8) OBP: 0.284, SLG: 0.357		F B X 1-1 ① F8	F B 1 SAFE X 1-1 ② P3		1 SAFE B B X 2-0 ③ G4-3 1-2			X 0-0 FC5-4 1B		2 2	0 0	0 1	0 0	0 0	0 0	1 1
Kevin Orie, R (1, 5) OBP: 0.259, SLG: 0.274		C B X 1-1 ② G6-3	B F 1 SAFE B B 1 SAFE X 3-1 ③ FC5-4 1-2f			F B F B X 2-2 ① P4		C B C X 1-2 ③ FC5-4 1-2f		4	0	0	0	0	0	2
Mike Redmond, R (1, 2) OBP: 0.367, SLG: 0.435 Gregg Zaun, S (9, PH) OBP: 0.268, SLG: 0.286		B B B C C X 3-2 HR 1B		X 0-0 ① F9		B X 1-0 ② P3			C X 0-1 ① G4-3	3 1	1 0	1 0	0 0	0 0	0 0	0 0
Luis Castillo, S (1, 4) OBP: 0.176, SLG: 0.267		B X 1-0 1-H HR		B F B B B F B 4-2 WP BB		F B S B B X 3-2 G6-3			C C S 0-3 ② K	3	1	1	2	1	1	0
Andy Larkin, R (1, 1) OBP: 0.172, SLG: 0.143 Brian Edmondson, R (4, 1) Vic Darensbourg, L (6, 1) John Wehner, R (7, PH) OBP: 0.250, SLG: 0.246 Rob Stanifer, R (7, 1) Ryan Jackson, L (9, PH) OBP: 0.308, SLG: 0.354		B C C C 1-3 ③ K		1 SAFE S F F S 0-3 ② K 1-2			X 0-0 ① F7		C S B F B S 2-3 ③ K	2 0 0 1 0 1	0 0 0 0 0 0	0 0 0 0 0 0	0 0 0 0 0 0	0 0 0 0 0 0	2 0 0 0 0 1	1 0 0 0 0 0
Inning Stats	R: 1 E: 0 K: 2 S: 12 H: 1 LOB: 0 BB: 0 P: 19	R: 2 E: 0 K: 1 S: 11 H: 2 LOB: 0 BB: 0 P: 18	R: 2 E: 0 K: 0 S: 10 H: 2 LOB: 1 BB: 1 P: 20	R: 0 E: 0 K: 1 S: 9 H: 0 LOB: 1 BB: 1 P: 14	R: 0 E: 0 K: 1 S: 8 H: 1 LOB: 1 BB: 0 P: 12	R: 0 E: 0 K: 0 S: 7 H: 0 LOB: 0 BB: 0 P: 13	R: 0 E: 0 K: 1 S: 9 H: 0 LOB: 0 BB: 0 P: 14	R: 0 E: 0 K: 1 S: 8 H: 1 LOB: 1 BB: 0 P: 10	R: 0 E: 0 K: 2 S: 9 H: 0 LOB: 0 BB: 0 P: 11	1B: 4 2B: 0 3B: 0 HR: 3	SF: 0 SAC: 0 DP: 0 HBP: 0						

PITCHER		IP	WLS	BF	H	R	ER	SO	BB	IBB	HBP	BLK	WP	HR	S	P	ERA	WHIP
Sterling Hitchcock, L ERA: 4.17	(1, 1)	6.0	W	26	6	5	5	5	2	0	0	0	1	3	57	96	7.50	1.333
Donne Wall, R ERA: 2.35	(7, 1)	2.0		7	1	0	0	2	0	0	0	0	0	0	17	24	0.00	0.500
Trevor Hoffman, R ERA: 1.67	(9, 1)	1.0	S	3	0	0	0	2	0	0	0	0	0	0	9	11	0.00	0.000

PITCHER	IP	WLS	BF	H	R	ER	SO	BB	IBB	HBP	BLK	WP	HR	S	P	ERA	WHIP

TOP

Florida Marlins @ San Diego Padres

Qualcomm Stadium, San Diego, CA

Sun Aug 09 1998, 6:33 AM EDT

Att. 21,065 - Cloudy - 86 F

livebaseballscorecards.com

AB	34
R	5
H	7
RBI	5
BB	2
SO	9
LOB	7

1B: 4	SF: 0	WP: 1	PA: 36
2B: 0	SAC: 0	PB: 0	
3B: 0	DP: 0	SB: 1	
HR: 3	HBP: 0	CS: 0	

BOTTOM

Florida Marlins @ San Diego Padres

Qualcomm Stadium, San Diego, CA

Sun Aug 09 1998, 6:33 AM EDT
Att. 21,065 - Cloudy - 86 F

livebaseballscorecards.com

Batter	1	2	3	4	5	6	7	8	9	AB	R	H	RBI	BB	SO	LOB
Quilvio Veras, S (1, 4) OBP: 0.379, SLG: 0.342	4-1 S 2B BB	1-3 K ②		0-0 G3 ①	0-3 K ③			2-2 1B		4	1	1	0	1	2	1
Steve Finley, L (1, 8) OBP: 0.303, SLG: 0.400	3-1 BB 1B 1-H 2B	0-1 G1-3 ③		4-0 HR BB		0-0 L4 ①		C 1 SAFE S 1 SAFE 1 SAFE B 1 SAFE B X 2-2 F7 ③		4	2	1	1	1	0	2
Ken Caminiti, S (1, 5) OBP: 0.362, SLG: 0.532	3-3 K ①		2-1 2B 2B	0-2 1-H HR		0-0 F7 ②				4	2	2	2	0	1	1
Greg Vaughn, R (1, 7) OBP: 0.368, SLG: 0.634	1-2 G5-3 ②		3-1 F6 ①	4-1 FC3-6 BB		1-1 P2 ③				3	0	0	0	1	0	2
Wally Joyner, L (1, 3) OBP: 0.390, SLG: 0.479	4-0 BB 1B IBB		2-0 1B 2-H 2B	0-1 FC3-6 BB ② 1-2f			3-2 G4-3 ①			3	1	1	1	1	0	1
Jim Leyritz, R (1, 2) OBP: 0.398, SLG: 0.503 Carlos Hernandez, R (8, 2) OBP: 0.315, SLG: 0.397	4-1 1B 1-2 2-3 BB		3-3 K ②	4-0 1-2 BB			2-3 K ②			2 0	0 0	0 0	0 0	2 0	2 0	1 0
Mark Sweeney, L (1, 9) OBP: 0.321, SLG: 0.292 Ruben Rivera, R (8, 9) OBP: 0.372, SLG: 0.467	0-0 1-3 2-H 3-H 1B ③		0-1 BB 2-3 1B	3-2 G3 ③			2-2 F8 ③			4 0	0 0	2 0	2 0	0 0	0 0	2 0
Andy Sheets, R (1, 6) OBP: 0.294, SLG: 0.340		0-0 SH3-4 1B	4-2 1-2 BB		0-3 K ①			0-1 L5 ①		3	0	1	0	1	1	0
Sterling Hitchcock, L (1, 1) OBP: 0.176, SLG: 0.176 Donne Wall, R (7, 1) OBP: 0.333, SLG: 0.333 Ed Giovanola, L (8, PH) OBP: 0.313, SLG: 0.328 Trevor Hoffman, R (9, 1)		0-0 SH3-4 1-2 ①	0-3 K ③		0-0 G3 ②			2-3 K ②		2 0 1 0	0 0 0 0	0 0 0 0	0 0 0 0	0 0 1 0	1 0 0 0	3 0 0 0
Inning Stats	R: 3 E: 0 K: 1 S: 14 H: 2 LOB: 2 BB: 3 P: 33	R: 0 E: 0 K: 1 S: 10 H: 1 LOB: 1 BB: 0 P: 11	R: 1 E: 0 K: 2 S: 16 H: 3 LOB: 3 BB: 1 P: 30	R: 2 E: 0 K: 0 S: 12 H: 1 LOB: 2 BB: 3 P: 27	R: 0 E: 0 K: 2 S: 8 H: 0 LOB: 0 BB: 0 P: 8	R: 0 E: 0 K: 0 S: 4 H: 0 LOB: 0 BB: 0 P: 5	R: 0 E: 0 K: 1 S: 9 H: 0 LOB: 0 BB: 0 P: 16	R: 0 E: 0 K: 1 S: 17 H: 1 LOB: 1 BB: 0 P: 23		1B: 4 2B: 3 3B: 0 HR: 1	SF: 0 SAC: 1 DP: 0 HBP: 0					

	AB	30
	R	6
	H	8
	RBI	6
	BB	7
	SO	8
	LOB	13

WP: 0 PB: 0 SB: 1 CS: 0 PA: 38

PITCHER		IP	WLS	BF	H	R	ER	SO	BB	IBB	HBP	BLK	WP	HR	S	P	ERA	WHIP
Andy Larkin, R ERA: 7.99	(1, 1)	3.1	L	22	7	6	6	4	5	1	0	0	0	1	46	88	16.20	3.600
Brian Edmondson, R ERA: 3.69	(4, 1)	1.2		6	0	0	0	2	1	0	0	0	0	0	14	21	0.00	0.600
Vic Darensbourg, L ERA: 4.22	(6, 1)	1.0		3	0	0	0	0	0	0	0	0	0	0	4	5	0.00	0.000
Rob Stanifer, R ERA: 4.8	(7, 1)	2.0		7	1	0	0	2	0	0	0	0	0	0	26	39	0.00	0.500

PITCHER	IP	WLS	BF	H	R	ER	SO	BB	IBB	HBP	BLK	WP	HR	S	P	ERA	WHIP

Batter	1	2	3	4	5	6	7	8	9	AB	R	H	RBI	BB	SO	LOB
Todd Dunwoody, L (1, 8) OBP: 0.282, SLG: 0.355	E E 1B	K			F7		G6-3		F7	5	1	1	0	0	1	0
Edgar Renteria, R (1, 6) OBP: 0.351, SLG: 0.352	E3 HBP E 1-3		CS 1B		G1-3		K		G6-3	5	0	1	0	0	1	1
Mark Kotsay, L (1, 9) OBP: 0.312, SLG: 0.378	E6 HBP 1-2 3-H		L7		G1-4-3		PB BB		F7	4	0	0	1	1	0	2
Cliff Floyd, L (1, 7) OBP: 0.334, SLG: 0.458	K		1 SAFE 1 SAFE G6-3 1-2			SH2-4 1B 1B 1B	1-2 BB			3	1	1	0	1	1	3
Ryan Jackson, L (1, 3) OBP: 0.307, SLG: 0.352 Derrek Lee, R (9, 3) OBP: 0.326, SLG: 0.437	K			G3-4-1		1B SH2-4 G4-3 1-2 1B	K			4 0	1 0	1 0	0 0	0 0	2 0	4 0
Kevin Orie, R (1, 5) OBP: 0.260, SLG: 0.272	1-2 2-3 HBP			G6-3	SH2-4 1-2 2-3			G5-3		2	0	0	0	0	0	0
Gregg Zaun, S (1, 2) OBP: 0.276, SLG: 0.291	K			E 1B BB		G4-3 2-3 3-H 1B		1B		3	0	2	1	1	1	3
Luis Castillo, S (1, 4) OBP: 0.190, SLG: 0.263		K		E4 1-3 1B		G4-3 1-2 3-H		F7		4	0	1	1	0	1	2
Livan Hernandez, R (1, 1) OBP: 0.185, SLG: 0.215		G4-3		G6-3		G4-3		K		4	0	0	0	0	1	4
Inning Stats	R: 1 E: 2 K: 3 S: 15 H: 1 LOB: 3 BB: 0 P: 25	R: 0 E: 0 K: 2 S: 9 H: 0 LOB: 0 BB: 0 P: 12	R: 0 E: 0 K: 0 S: 6 H: 1 LOB: 0 BB: 0 P: 9	R: 0 E: 1 K: 0 S: 7 H: 1 LOB: 2 BB: 1 P: 14	R: 0 E: 0 K: 0 S: 5 H: 0 LOB: 0 BB: 0 P: 6	R: 2 E: 0 K: 0 S: 7 H: 3 LOB: 1 BB: 0 P: 14	R: 0 E: 0 K: 2 S: 8 H: 0 LOB: 2 BB: 2 P: 21	R: 0 E: 0 K: 1 S: 9 H: 1 LOB: 1 BB: 0 P: 11	R: 0 E: 0 K: 0 S: 12 H: 0 LOB: 0 BB: 0 P: 17	1B: 7 2B: 0 3B: 0 HR: 0 SF: 0 SAC: 1 DP: 0 HBP: 1						

PITCHER		IP	WLS	BF	H	R	ER	SO	BB	IBB	HBP	BLK	WP	HR	S	P	ERA	WHIP
Kevin Brown, R ERA: 2.58	(1, 1)	7.0	L	32	6	3	2	7	3	0	1	0	0	0	57	101	2.57	1.286
Dan Miceli, R ERA: 3.09	(8, 1)	1.0		4	1	0	0	1	0	0	0	0	0	0	9	11	0.00	1.000
Randy Myers, L ERA: 4.43	(9, 1)	1.0		3	0	0	0	0	0	0	0	0	0	0	12	17	0.00	0.000

PITCHER	IP	WLS	BF	H	R	ER	SO	BB	IBB	HBP	BLK	WP	HR	S	P	ERA	WHIP

TOP

Florida Marlins @ San Diego Padres

Qualcomm Stadium, San Diego, CA

Mon Aug 10 1998, 10:05 PM EDT

Att. 41,514 - Unknown - 79 F

livebaseballscorecards.com

AB	34
R	3
H	7
RBI	3
BB	3
SO	8
LOB	19

WP: 0 PA: 39
PB: 1
SB: 0
CS: 1

BOTTOM

Florida Marlins @ San Diego Padres

Qualcomm Stadium, San Diego, CA

Mon Aug 10 1998, 10:05 PM EDT
Att. 41,514 - Unknown - 79 F

livebaseballscorecards.com

Batter	1	2	3	4	5	6	7	8	9	AB	R	H	RBI	BB	SO	LOB
Steve Finley, L (1, 8) OBP: 0.302, SLG: 0.399	S T B B X 2-2 ① L3		C X 0-1 FC6-4 1B		X 0-0 ① G3		B B C C B X 3-2 ② F9			4	0	1	0	0	0	0
Ed Giovanola, L (1, 4) OBP: 0.311, SLG: 0.319	C S B T B B B 4-2 1B BB		B 1 SAFE B X 2-0 ② FC6-4 BB 1-2f		L B S C 1-3 ② K		C X 0-1 ③ G4-3			3	0	0	0	1	1	1
Ken Caminiti, S (1, 5)	X 0-0 1-2 1B		B S B S B B 4-2 1-2 BB		X 0-0 ③ F9			B B C X 2-1 ① G6-3		3	0	1	0	1	0	0
Greg Vaughn, R (1, 7) OBP: 0.367, SLG: 0.630	C S B B C 2-3 ② K		B B B S T F F S 3-3 ③ K			S B C B F B F B 4-2 1B BB BB		B S X 1-1 ② F7		3	1	0	0	1	2	4
Wally Joyner, L (1, 3) OBP: 0.386, SLG: 0.474	B C F X 1-2 ③ L8			C C B B B X 3-2 ① G1-3	X 0-0 ① L7			B X 1-0 ③ G3		4	0	0	0	0	0	3
Mark Sweeney, L (1, 9) OBP: 0.326, SLG: 0.302		X 0-0 ① B1-3		B S B X 2-1 1B 2B	1 SAFE F C B B 1 SAFE F B 1 SAFE 4-2 B E 1B 1-2 BB				C B B X 2-1 ① F8	3	1	1	0	1	0	0
Carlos Hernandez, R (1, 2) OBP: 0.314, SLG: 0.395		C C F X 0-2 ② L4		B 2 SAFE F F S 1-3 ② K	B X 1-0 E8 G4-6-3 1-3 2-H 1B				S B C F S 1-3 ② K	4	0	1	1	0	2	1
Chris Gomez, R (1, 6) OBP: 0.332, SLG: 0.343 Jim Leyritz, R (9, PH) OBP: 0.397, SLG: 0.500		B C C X 1-2 ③ G3		F C F F B X 1-2 2-H 1B	C F X 0-2 ② ③ G4-6-3 1-2f				C X 0-1 ③ F9	3 1	0 0	1 0	1 0	0 0	0 0	2 0
Kevin Brown, R (1, 1) OBP: 0.226, SLG: 0.233 Greg Myers, L (7, PH) OBP: 0.298, SLG: 0.370 Dan Miceli, R (8, 1) OBP: 1.000, SLG: 1.000 Randy Myers, L (9, 1)			B X 1-0 ① F9	F C B S 1-3 ③ K2-3			C B B B X 3-1 ① F8			2 1 0 0	0 0 0 0	0 0 0 0	0 0 0 0	0 0 0 0	1 0 0 0	1 0 0 0
Inning Stats	R: 0 E: 0 K: 1 S: 13 H: 1 LOB: 2 BB: 1 P: 22	R: 0 E: 0 K: 0 S: 8 H: 0 LOB: 0 BB: 0 P: 9	R: 0 E: 0 K: 1 S: 11 H: 1 LOB: 2 BB: 1 P: 21	R: 1 E: 0 K: 2 S: 16 H: 2 LOB: 1 BB: 0 P: 24	R: 0 E: 0 K: 1 S: 5 H: 0 LOB: 0 BB: 0 P: 6	R: 1 E: 1 K: 0 S: 12 H: 1 LOB: 1 BB: 2 P: 21	R: 0 E: 0 K: 0 S: 7 H: 0 LOB: 0 BB: 0 P: 13	R: 0 E: 0 K: 0 S: 5 H: 0 LOB: 0 BB: 0 P: 9	R: 0 E: 0 K: 1 S: 8 H: 0 LOB: 0 BB: 0 P: 11							

	AB	31
	R	2
	H	5
	RBI	2
	BB	4
	SO	6
	LOB	12

1B: 4 SF: 0
2B: 1 SAC: 0
3B: 0 DP: 1
HR: 0 HBP: 0

WP: 0 PA: 35
PB: 0
SB: 0
CS: 0

PITCHER	IP	WLS	BF	H	R	ER	SO	BB	IBB	HBP	BLK	WP	HR	S	P	ERA	WHIP
Livan Hernandez, R (1, 1) ERA: 4.43	9.0	W	35	5	2	2	6	4	0	0	0	0	0	85	136	2.00	1.000

PITCHER	IP	WLS	BF	H	R	ER	SO	BB	IBB	HBP	BLK	WP	HR	S	P	ERA	WHIP

Batter	1	2	3	4	5	6	7	8	9	AB	R	H	RBI	BB	SO	LOB
Ozzie Guillen, L (1, 6) OBP: 0.343, SLG: 0.365	C B C X 1-2 G4-3		C B X 1-1 G4-3 10 1B 2B		X 0-0 F7			C X 0-1 1-2 1B		4	1	2	0	0	0	0
Keith Lockhart, L (1, 4) OBP: 0.321, SLG: 0.394	B C X 1-1 FC6-4 10 1B 1B		F X 0-1 G4-3 2-3			B X 1-0 P4		F B B F F S 2-3 K		3	0	1	0	0	0	1
Tony Graffanino, R (8, PH) OBP: 0.296, SLG: 0.367 (8, 4)										1	0	0	0	0	1	2
10 Chipper Jones, S (1, 5) OBP: 0.412, SLG: 0.570	F C F B X 1-2 FC6-4 1-2 1B		F B B X 2-1 3-H 1B			B F X 1-1 F7		B S S B F X 2-2 L8		4	0	2	1	0	0	2
Andres Galarraga, R (1, 3) OBP: 0.398, SLG: 0.608	B X 1-0 FC6-4 1-2f 2-3		B X 1-0 G5-3			B S X 1-1 2B		B X 1-0 F8		4	0	1	0	0	0	5
John Rocker, R (8, 1)										0	0	0	0	0	0	0
Ryan Klesko, L (1, 7) OBP: 0.354, SLG: 0.506	F X 0-1 G6-3			B X 1-0 G3		C B X 1-1 G3			C S S 0-3 K	4	0	0	0	0	1	3
Javy Lopez, R (1, 2) OBP: 0.336, SLG: 0.547		X 0-0 G5-3		B S C B X 2-2 F9			B B C B X 3-1 G6-3		X 0-0 G6-3	4	0	0	0	0	0	0
Michael Tucker, L (1, 9) OBP: 0.332, SLG: 0.452		S X 0-1 G4-3		B F C B S 2-3 K			B C X 1-1 G1-3		C B S S 1-3 K	4	0	0	0	0	2	0
Andruw Jones, R (1, 8) OBP: 0.302, SLG: 0.488		B B B C X 3-1 F8			B B X 2-0 G6-3		F S S 0-3 K			3	0	0	0	0	1	0
Denny Neagle, L (1, 1) OBP: 0.175, SLG: 0.145			C X 0-1 G4-3		X 0-0 G6-3			C B B B F F B 4-2 1B BB		2	0	0	0	0	0	0
Greg Colbrunn, R (8, PH) OBP: 0.379, SLG: 0.492 (8, 3)										0	0	0	0	1	0	0
Inning Stats	R: 0 E: 0 K: 0 S: 12 H: 2 LOB: 2 BB: 0 P: 16	R: 0 E: 0 K: 0 S: 5 H: 0 LOB: 0 BB: 0 P: 8	R: 1 E: 0 K: 0 S: 9 H: 2 LOB: 1 BB: 0 P: 13	R: 0 E: 0 K: 1 S: 7 H: 0 LOB: 0 BB: 0 P: 12	R: 0 E: 0 K: 0 S: 3 H: 0 LOB: 0 BB: 0 P: 5	R: 0 E: 0 K: 0 S: 7 H: 1 LOB: 1 BB: 0 P: 11	R: 0 E: 0 K: 1 S: 7 H: 0 LOB: 0 BB: 0 P: 11	R: 0 E: 0 K: 1 S: 14 H: 1 LOB: 2 BB: 1 P: 23	R: 0 E: 0 K: 2 S: 7 H: 0 LOB: 0 BB: 0 P: 8	1B: 4 2B: 2 3B: 0 HR: 0	SF: 0 SAC: 0 DP: 0 HBP: 0						

TOP

Atlanta Braves @ San Diego Padres

Qualcomm Stadium, San Diego, CA

Tue Aug 11 1998, 10:05 PM EDT

Att. 31,430 - Unknown - 82 F

livebaseballscorecards.com

AB	33
R	1
H	6
RBI	1
BB	1
SO	5
LOB	13

WP: 0 PB: 0 SB: 0 CS: 0 PA: 34

PITCHER		IP	WLS	BF	H	R	ER	SO	BB	IBB	HBP	BLK	WP	HR	S	P	ERA	WHIP
Joey Hamilton, R ERA: 4.56	(1, 1)	7.0	W	28	6	1	1	2	1	0	0	0	0	0	55	85	1.29	1.000
Randy Myers, L ERA: 4.37	(8, 1)	0.2		2	0	0	0	1	0	0	0	0	0	0	8	12	0.00	0.000
Dan Miceli, R ERA: 3.07	(8, 1)	0.1		1	0	0	0	0	0	0	0	0	0	0	1	2	0.00	0.000
Trevor Hoffman, R ERA: 1.64	(9, 1)	1.0	S	3	0	0	0	2	0	0	0	0	0	0	7	8	0.00	0.000

PITCHER	IP	WLS	BF	H	R	ER	SO	BB	IBB	HBP	BLK	WP	HR	S	P	ERA	WHIP

Braves @ San Diego Padres

Qualcomm Stadium, San Diego, CA

Tue Aug 11 1998, 10:05 PM EDT

Att. 31,430 - Unknown - 82 F

livebaseballscorecards.com

BOTTOM

Batter	1	2	3	4	5	6	7	8	9	AB	R	H	RBI	BB	SO	LOB
Quilvio Veras, S (1, 4) OBP: 0.380, SLG: 0.345	B F C X 1-2 F9 ①		C B F B C 2-3 K ③		B B B X 3-0 2-H 2B		C B B S B B 4-2 1-2 BB			3	0	1	1	1	1	0
Steve Finley, L (1, 8) OBP: 0.302, SLG: 0.404	C B S X 1-2 HR			F X 0-1 F8 ①	B B B C C F X 3-2 P4 ③		X 0-0 G3 ③			4	1	1	1	0	0	4
Tony Gwynn, L (1, 9) OBP: 0.370, SLG: 0.482 Ruben Rivera, R (8, 9) OBP: 0.369, SLG: 0.463	C C B F X 1-2 G4-3 ②			B F B X 2-1 G3-1 ②		X 0-0 G4-3 ①		B C B C S 2-3 K ①		3 1	0 0	0 0	0 0	0 0	0 1	0 0
Ken Caminiti, S (1, 5) OBP: 0.362, SLG: 0.527	B F C F B B F C 3-3 K ③			F B B X 2-1 E E 1B		X 0-0 F8 ②		S B F S 1-3 K ②		4	1	1	0	0	2	0
Greg Vaughn, R (1, 7) OBP: 0.364, SLG: 0.624		B S X 1-1 F7 ①		F B B B X 3-1 1-H E5		F F X 0-2 G6-3 ③		C X 0-1 G4-3 ③		4	0	0	0	0	0	0
Wally Joyner, L (1, 3) OBP: 0.383, SLG: 0.470		X 0-0 G4-3 ②		B B X 2-0 G4-3 ③			B X 1-0 F8 ①			3	0	0	0	0	0	1
Carlos Hernandez, R (1, 2) OBP: 0.314, SLG: 0.397		C F S 0-3 K ③			B X 1-0 2B 2B		C S X 0-2 G5-3 ②			3	1	1	0	0	1	0
Chris Gomez, R (1, 6) OBP: 0.332, SLG: 0.343			F X 0-1 G5-3 ①		B X 1-0 G5-3 ①		C B F B B X 3-2 1B 1B			3	0	1	0	0	0	1
Joey Hamilton, R (1, 1) OBP: 0.185, SLG: 0.264 Randy Myers, L (8, 1) Dan Miceli, R (8, 1) OBP: 1.000, SLG: 1.000 Trevor Hoffman, R (9, 1)			S S S 0-3 K ②		F X 0-1 G6-3 ②		S S X 0-2 1-3 BB 1B			3 0 0 0	0 0 0 0	1 0 0 0	0 0 0 0	0 0 0 0	1 0 0 0	1 0 0 0
Inning Stats	R: 1 H: 1 E: 0 LOB: 0 K: 1 BB: 0 S: 16 P: 22	R: 0 H: 0 E: 0 LOB: 0 K: 1 BB: 0 S: 6 P: 7	R: 0 H: 0 E: 0 LOB: 0 K: 2 BB: 0 S: 8 P: 10	R: 1 H: 1 E: 1 LOB: 1 K: 0 BB: 0 S: 9 P: 18	R: 1 H: 2 E: 0 LOB: 1 K: 0 BB: 0 S: 9 P: 17	R: 0 H: 0 E: 0 LOB: 0 K: 0 BB: 0 S: 5 P: 5	R: 0 H: 2 E: 0 LOB: 3 K: 0 BB: 1 S: 13 P: 21	R: 0 H: 0 E: 0 LOB: 0 K: 2 BB: 0 S: 8 P: 11		1B: 3 SF: 0 2B: 2 SAC: 0 3B: 0 DP: 0 HR: 1 HBP: 0						WP: 0 PA: 32 PB: 0 SB: 0 CS: 0

	AB	31
	R	3
	H	6
	RBI	2
	BB	1
	SO	6
	LOB	7

PITCHER	IP	WLS	BF	H	R	ER	SO	BB	IBB	HBP	BLK	WP	HR	S	P	ERA	WHIP
Denny Neagle, L (1, 1) ERA: 3.68	7.0	L	29	6	3	2	4	1	0	0	0	0	1	66	100	2.57	1.000
John Rocker, L (8, 1) ERA: 2.22	1.0		3	0	0	0	2	0	0	0	0	0	0	8	11	0.00	0.000

PITCHER	IP	WLS	BF	H	R	ER	SO	BB	IBB	HBP	BLK	WP	HR	S	P	ERA	WHIP

Atlanta Braves @ San Diego Padres

Qualcomm Stadium, San Diego, CA

Wed Aug 12 1998, 10:05 PM EDT

Att. 40,597 - Unknown - 83 F

TOP

Batter	1	2	3	4	5	6	7	8	9	AB	R	H	RBI	BB	SO	LOB
Ozzie Guillen, L (1, 6) OBP: 0.341, SLG: 0.359	B C B F S; 2-3; K; ①		B B B C C B; 4-2; CS; BB		F B F S; 1-3; K; ③			B C B X; 2-1; F8; ①		3	0	0	0	1	2	0
Keith Lockhart, L (1, 4) OBP: 0.324, SLG: 0.404	B S B X; 2-1; HR		S F X; 0-2; G6-3; ① ②; 1-2			B B F B B; 4-1; 10 1B; BB		B X; 1-0; F9; ②		2	1	1	1	1	0	1
Tony Graffanino, R (8, PH) OBP: 0.295, SLG: 0.365 (8, 4)										1	0	0	0	0	0	0
10 Chipper Jones, S (1, 5) OBP: 0.415, SLG: 0.576	X; 0-0; FC5-4; 1B		X; 0-0; 3B			F F B B B F X; 3-2; 1-3; 1B		C B F F X; 1-2; L5; ③		4	0	3	0	0	0	0
Andres Galarraga, R (1, 3) OBP: 0.395, SLG: 0.602	B 1 SAFE C X; 1-1; FC5-4; ②; 1-2f		B S S B S; 2-3; K2-3; ③			B S S S; 1-3; K; ①			C S B B S; 2-3; K; ①	4	0	0	0	0	3	4
Ryan Klesko, L (1, 7) OBP: 0.353, SLG: 0.503	C F 1 SAFE X; 0-2; G4-3; ③			X; 0-0; CS; 1B		F F B B S; 2-3; K; ②			C F C; 0-3; K (backwards); ②	4	0	1	0	0	2	3
Michael Tucker, L (1, 9) OBP: 0.328, SLG: 0.446		X; 0-0; G4-3; ①		C B B B S F S; 3-3; K; ① ②; 1-2		X; 0-0; G4-3; ③			B B C F B X; 3-2; F8; ③	4	0	0	0	0	1	3
Eddie Pérez, R (1, 2) OBP: 0.363, SLG: 0.442		B C B S X; 2-2; G5-3; ②		B C S S; 1-3; K; ③			C B X; 1-1; F8; ①			3	0	0	0	0	1	0
Norm Charlton, S (7, 1)										0	0	0	0	0	0	0
Adam Butler, L (8, 1)										0	0	0	0	0	0	0
Andruw Jones, R (1, 8) OBP: 0.304, SLG: 0.487		B B B B; 4-0; S; BB			C S B B S; 2-3; K; ①		B F C B B F B; 4-2; G5-4-3; BB			1	0	0	0	2	1	0
Greg Maddux, R (1, 1) OBP: 0.295, SLG: 0.305		C B S X; 1-2; G4-3; ③; 1-2			B B C X; 2-1; G4-3; ②		S X; 0-1; G5-4-3; ② ③; 1-2f			2	0	0	0	0	0	1
Javy Lopez, R (7, PH) OBP: 0.335, SLG: 0.545 (7, 2)										1	0	0	0	0	0	1
Inning Stats	R: 1 E: 0 K: 1 S: 11 H: 2 LOB: 1 BB: 0 P: 16	R: 0 E: 0 K: 0 S: 7 H: 0 LOB: 1 BB: 1 P: 14	R: 0 E: 0 K: 1 S: 9 H: 1 LOB: 1 BB: 1 P: 15	R: 0 E: 0 K: 2 S: 8 H: 1 LOB: 0 BB: 0 P: 12	R: 0 E: 0 K: 2 S: 8 H: 0 LOB: 0 BB: 0 P: 13	R: 0 E: 0 K: 2 S: 12 H: 1 LOB: 2 BB: 1 P: 22	R: 0 E: 0 K: 0 S: 7 H: 0 LOB: 0 BB: 1 P: 12	R: 0 E: 0 K: 0 S: 7 H: 0 LOB: 0 BB: 0 P: 11	R: 0 E: 0 K: 2 S: 9 H: 0 LOB: 0 BB: 0 P: 14	1B: 3 2B: 1 3B: 1 HR: 1	SF: 0 SAC: 0 DP: 2 HBP: 0					

livebaseballscorecards.com

AB	29
R	1
H	5
RBI	1
BB	4
SO	10
LOB	13

WP: 0 PB: 0 SB: 1 CS: 2 PA: 33

PITCHER		IP	WLS	BF	H	R	ER	SO	BB	IBB	HBP	BLK	WP	HR	S	P	ERA	WHIP
Andy Ashby, R ERA: 2.5	(1, 1)	7.0	W	27	5	1	1	8	4	0	0	0	0	1	62	104	1.29	1.286
Randy Myers, L ERA: 4.27	(8, 1)	1.0		3	0	0	0	0	0	0	0	0	0	0	7	11	0.00	0.000
Donne Wall, R ERA: 2.3	(9, 1)	1.0		3	0	0	0	2	0	0	0	0	0	0	9	14	0.00	0.000

PITCHER	IP	WLS	BF	H	R	ER	SO	BB	IBB	HBP	BLK	WP	HR	S	P	ERA	WHIP

Batter	1	2	3	4	5	6	7	8	9	AB	R	H	RBI	BB	SO	LOB
Quilvio Veras, S (1, 4) OBP: 0.383, SLG: 0.347	C X 0-1 P6 ①		1 SAFE B S 1-1 ③ CS 1-2	C X 0-1 CS 1B		C F X 0-2 G3 BB 1B 1B	B B B B 4-0 WP 1-2 BB			3	1	2	0	1	0	0
Steve Finley, L (1, 8) OBP: 0.301, SLG: 0.401	C X 0-1 ② F8			B 1 SAFE S S S 1-3 ① ② K 1-2		B 1 SAFE 1 B B B 4-0 G3 1-2 1B BB	C X 0-1 ② P6			3	1	0	0	1	1	3
Tony Gwynn, L (1, 9) OBP: 0.370, SLG: 0.483 Greg Vaughn, R (7, 7) OBP: 0.365, SLG: 0.624	B X 1-0 ③ G1-3			B X 1-0 HR 2B		B C S F X 1-2 ② G3 1-2 2-3 B S B B B 4-1 1-2 2-3 BB				3 0	1 0	1 0	0 0	0 1	0 0	2 0
Ken Caminiti, S (1, 5) OBP: 0.366, SLG: 0.537		F B B B X 3-1 G6-3 1B		B X 1-0 2-H HR		F B B B I 4-1 1B IBB	F B X 1-1 ③ G5-3			3	1	2	2	1	0	3
Wally Joyner, L (1, 3) OBP: 0.382, SLG: 0.467		C 1 SAFE X 0-1 ① ② G6-3 1-2f		B X 1-0 ③ F7		B C C B F X 2-2 1-3 2-H 3-H 1B		F B S X 1-2 G4-3 ①		4	0	1	2	0	0	1
Greg Myers, L (1, 2) OBP: 0.289, SLG: 0.358		C C C 0-3 ③ K			X 0-0 ① G4-3	X 0-0 ③ G4-3		F B B X 2-1 ② P4		4	0	0	0	0	1	2
Ruben Rivera, R (1, 7) OBP: 0.366, SLG: 0.455 (7, 9)			C B X 1-1 ① G6-3		B C F B C 2-3 ② K		F B F B X 2-2 SH1-4 1B 1B	B B T C C 2-3 ③ K		4	1	1	0	0	2	0
Chris Gomez, R (1, 6) OBP: 0.330, SLG: 0.341			B C X 1-1 E6 CS		F B C S 1-3 ③ K		B 1 SAFE X 1-0 ① SH1-4 1-2			2	0	0	0	0	1	0
Andy Ashby, R (1, 1) OBP: 0.148, SLG: 0.153 Jim Leyritz, R (7, PH) OBP: 0.399, SLG: 0.503 Randy Myers, L (8, 1) Donne Wall, R (9, 1) OBP: 0.333, SLG: 0.333			F L L 0-3 ② K			C B F B F F F F C 2-3 ① K	C B X 1-1 WP BB 2-H 1B			2 1 0 0	0 0 0 0	0 1 0 0	0 1 0 0	0 0 0 0	2 0 0 0	1 0 0 0
Inning Stats	R: 0 E: 0 K: 0 S: 5 H: 0 LOB: 0 BB: 0 P: 6	R: 0 E: 0 K: 1 S: 7 H: 1 LOB: 0 BB: 0 P: 10	R: 0 E: 1 K: 1 S: 8 H: 0 LOB: 0 BB: 0 P: 11	R: 2 E: 0 K: 1 S: 8 H: 3 LOB: 0 BB: 0 P: 12	R: 0 E: 0 K: 2 S: 7 H: 0 LOB: 0 BB: 0 P: 10	R: 2 E: 0 K: 1 S: 20 H: 2 LOB: 2 BB: 2 P: 33	R: 1 E: 0 K: 0 S: 11 H: 2 LOB: 3 BB: 2 P: 24	R: 0 E: 0 K: 1 S: 8 H: 0 LOB: 0 BB: 0 P: 13		1B: 6 2B: 1 3B: 0 HR: 1	SF: 0 SAC: 1 DP: 1 HBP: 0					

PITCHER		IP	WLS	BF	H	R	ER	SO	BB	IBB	HBP	BLK	WP	HR	S	P	ERA	WHIP
Greg Maddux, R ERA: 1.67	(1, 1)	6.0	L	24	6	4	4	6	1	1	0	0	0	1	55	82	6.00	1.167
Norm Charlton, L ERA: 7.0	(7, 1)	1.0		7	2	1	1	0	2	0	0	0	1	0	11	24	9.00	4.000
Adam Butler, L ERA: 19.29	(8, 1)	1.0		3	0	0	0	1	0	0	0	0	0	0	8	13	0.00	0.000

PITCHER	IP	WLS	BF	H	R	ER	SO	BB	IBB	HBP	BLK	WP	HR	S	P	ERA	WHIP

BOTTOM

Atlanta Braves @ San Diego Padres

Qualcomm Stadium, San Diego, CA

Wed Aug 12 1998, 10:05 PM EDT

Att. 40,597 - Unknown - 83 F

livebaseballscorecards.com

AB	29
R	5
H	8
RBI	5
BB	4
SO	7
LOB	12

1B: 6	SF: 0	WP: 1	PA: 35
2B: 1	SAC: 1	PB: 0	
3B: 0	DP: 1	SB: 0	
HR: 1	HBP: 0	CS: 2	

Batter	1	2	3	4	5	6	7	8	9	AB	R	H	RBI	BB	SO	LOB
Walt Weiss, S (1, 6) OBP: 0.404, SLG: 0.359	B C F S 1-3 ① K	F B C S 1-3 ③ K		X 0-0 10 FC5 1B 1B		C S C 0-3 ③ K		C B X 1-1 ③ L1		5	0	1	0	0	3	3
Gerald Williams, R (1, 9) OBP: 0.321, SLG: 0.434	B X 1-0 ② F8		F C B B F B F X 3-2 HR	B C S X 1-2 **1-2** 1B			S B B S S 2-3 ① K		C B X 1-1 ① F8	5	1	2	1	0	1	0
10 Chipper Jones, S (1, 5) OBP: 0.417, SLG: 0.584	X 0-0 2B 2B		B B B C S B 4-2 G5-3 2B BB	X 0-0 ③ FC5 **2-3f**			B S S S B X 2-2 HR		S B X 1-1 ② F8	4	3	2	1	1	0	2
Andres Galarraga, R (1, 3) OBP: 0.393, SLG: 0.600	X 0-0 **2-H** 2B		X 0-0 ① G5-3 **1-2**		B X 1-0 ① G5-3		B F B S C 2-3 ② K		B B F C F S 2-3 ③ K	5	0	1	1	0	2	1
Javy Lopez, R (1, 2) OBP: 0.334, SLG: 0.541	B C F S 1-3 ③ K		F F S 0-3 ② K		C B F B S 2-3 ② K		C B S B B B 4-2 S 1B BB			3	1	0	0	1	3	2
Andruw Jones, R (1, 8) OBP: 0.308, SLG: 0.494		C B X 1-1 SH2-3 2B	B S X 1-1 **2-H** 2B		C S B B X 2-2 ③ F7		S B X 1-1 **1-H** S 1B			4	0	3	2	0	0	0
Danny Bautista, R (1, 7) OBP: 0.256, SLG: 0.354		S C F B F B F X 2-2 ① G5-3	X 0-0 ③ F8			B B X 2-0 SH5-3 1B	1 SAFE 1 SAFE B 1 SAFE B B B S C X 3-2 ③ F7 **1-2**			4	0	1	0	0	0	3
Tony Graffanino, R (1, 4) OBP: 0.290, SLG: 0.358		B S B X 2-1 E5 SH2-3		F S S 0-3 ① K		B C S S 1-3 ① K		C B F X 1-2 ① G4-3		4	0	0	0	0	2	2
Tom Glavine, L (1, 1) OBP: 0.291, SLG: 0.333		B F X 1-1 ② SH2-3 **1-2** **2-3**		F X 0-1 ② G6-3		1 SAFE 1 SAFE 1 SAFE F 1 SAFE X 0-1 ② SH5-3 **1-2**		B S F B F F S 2-3 ② K		2	0	0	0	0	1	0
Inning Stats	R: 1 E: 0 K: 2 S: 9 H: 2 LOB: 1 BB: 0 P: 12	R: 0 E: 1 K: 1 S: 15 H: 1 LOB: 2 BB: 0 P: 22	R: 2 E: 0 K: 1 S: 14 H: 2 LOB: 1 BB: 1 P: 22	R: 0 E: 0 K: 1 S: 10 H: 2 LOB: 2 BB: 0 P: 11	R: 0 E: 0 K: 1 S: 7 H: 0 LOB: 0 BB: 0 P: 12	R: 0 E: 0 K: 2 S: 9 H: 1 LOB: 1 BB: 0 P: 12	R: 2 E: 0 K: 2 S: 16 H: 2 LOB: 1 BB: 1 P: 30	R: 0 E: 0 K: 1 S: 11 H: 0 LOB: 0 BB: 0 P: 15	R: 0 E: 0 K: 1 S: 9 H: 0 LOB: 0 BB: 0 P: 13	1B: 4 2B: 4 3B: 0 HR: 2 SF: 0 SAC: 2 DP: 0 HBP: 0						

PITCHER		IP	WLS	BF	H	R	ER	SO	BB	IBB	HBP	BLK	WP	HR	S	P	ERA	WHIP
24 Mark Langston, L ERA: 5.57	(1, 1)	6.0	L	28	8	3	3	8	1	0	0	0	0	1	64	91	4.50	1.500
Scott Sanders, R ERA: 9.99	(7, 1)	1.0		6	2	2	2	2	1	0	0	0	0	1	16	30	18.00	3.000
Brian Boehringer, R ERA: 5.46	(8, 1)	2.0		6	0	0	0	2	0	0	0	0	0	0	20	28	0.00	0.000

PITCHER	IP	WLS	BF	H	R	ER	SO	BB	IBB	HBP	BLK	WP	HR	S	P	ERA	WHIP

TOP

Atlanta Braves @ San Diego Padres

Qualcomm Stadium, San Diego, CA

Thu Aug 13 1998, 6:33 AM EDT

Att. 34,547 - Sunny - 83 F

livebaseballscorecards.com

AB	36
R	5
H	10
RBI	5
BB	2
SO	12
LOB	13

Atlanta Braves @ San Diego Padres

Qualcomm Stadium, San Diego, CA

Thu Aug 13 1998, 6:33 AM EDT
Att. 34,547 - Sunny - 83 F

livebaseballscorecards.com

BOTTOM

Batter	1	2	3	4	5	6	7	8	9	AB	R	H	RBI	BB	SO	LOB
Quilvio Veras, S (1, 4) OBP: 0.384, SLG: 0.345	G5-3			G6-4-3 BB		F8			BB	2	0	0	0	2	0	2
Steve Finley, L (1, 8) OBP: 0.299, SLG: 0.398	L6			G6-4-3 1-2f		K			P3	4	0	0	0	0	1	4
Greg Vaughn, R (1, 7) OBP: 0.362, SLG: 0.618	K			K			G6-3		F8	4	0	0	0	0	2	1
Ken Caminiti, S (1, 5) OBP: 0.363, SLG: 0.532 Brian Boehringer, S (8, 1) Mark Sweeney, L (9, PH) OBP: 0.324, SLG: 0.299		G6-3			F9		G5-3		G4-3	3 0 1	0 0 0	0 0 0	0 0 0	0 0 0	0 0 0	0 0 1
Jim Leyritz, R (1, 3) OBP: 0.394, SLG: 0.495		G6-3			G5-3		G5-3			3	0	0	0	0	0	0
Ruben Rivera, R (1, 9) OBP: 0.365, SLG: 0.447		F8			G2-3			BB		2	0	0	0	1	0	0
Carlos Hernandez, R (1, 2) OBP: 0.315, SLG: 0.397			P6			G1-3 1B 1B		F7		3	0	1	0	0	0	1
Andy Sheets, R (1, 6) OBP: 0.294, SLG: 0.340 (8, 5)			F8			G1-3 1-2 1B		F9		3	0	1	0	0	0	1
24 Mark Langston, R (1, 1) OBP: 0.167, SLG: 0.136 Wally Joyner, L (6, PH) OBP: 0.381, SLG: 0.466 Scott Sanders, R (7, 1) Chris Gomez, R (8, 6) OBP: 0.329, SLG: 0.340			K			G1-3 1-2 2-3		F9		1 1 0 1	0 0 0 0	0 0 0 0	0 0 0 0	1 0 0 0	0 0 0 0	0 2 0 1
Inning Stats	R: 0 H: 0 E: 0 LOB: 0 K: 1 BB: 0 S: 7 P: 10	R: 0 H: 0 E: 0 LOB: 0 K: 0 BB: 0 S: 6 P: 9	R: 0 H: 0 E: 0 LOB: 0 K: 1 BB: 0 S: 10 P: 16	R: 0 H: 0 E: 0 LOB: 0 K: 1 BB: 1 S: 8 P: 14	R: 0 H: 0 E: 0 LOB: 0 K: 0 BB: 0 S: 5 P: 8	R: 0 H: 2 E: 0 LOB: 2 K: 1 BB: 0 S: 12 P: 23	R: 0 H: 0 E: 0 LOB: 0 K: 0 BB: 0 S: 5 P: 8	R: 0 H: 0 E: 0 LOB: 1 K: 0 BB: 1 S: 9 P: 18	R: 0 H: 0 E: 0 LOB: 1 K: 0 BB: 1 S: 5 P: 9	1B: 2 SF: 0 2B: 0 SAC: 0 3B: 0 DP: 1 HR: 0 HBP: 0						

	AB	28
	R	0
	H	2
	RBI	0
	BB	3
	SO	4
	LOB	13

PITCHER	IP	WLS	BF	H	R	ER	SO	BB	IBB	HBP	BLK	WP	HR	S	P	ERA	WHIP
Tom Glavine, L (1, 1) ERA: 2.35	9.0	W	31	2	0	0	4	3	0	0	0	0	0	67	115	0.00	0.556

PITCHER	IP	WLS	BF	H	R	ER	SO	BB	IBB	HBP	BLK	WP	HR	S	P	ERA	WHIP

WP: 0 PA: 31
PB: 0
SB: 0
CS: 0

Milwaukee Brewers @ San Diego Padres

Qualcomm Stadium, San Diego, CA

Fri Aug 14 1998, 10:05 PM EDT

Att. 38,639 - Unknown - 76 F

TOP

livebaseballscorecards.com

Batter	1	2	3	4	5	6	7	8	9	AB	R	H	RBI	BB	SO	LOB
Fernando Vina, L (1, 4) OBP: 0.392, SLG: 0.422	C S B S 1-3 ① K			B C C B X 2-2 1B 1B		B C B X 2-1 ① G4-3			B X 1-0 ① G1-3	4	0	1	0	0	1	0
Mark Loretta, R (1, 6) OBP: 0.396, SLG: 0.422	C T B X 1-2 ② G6-3			C 1 SAFE X 0-1 1-3 1B		B C B X 2-1 ② F8			B B C F X 2-2 1B	4	0	2	0	0	0	0
Jeff Cirillo, R (1, 5) OBP: 0.413, SLG: 0.433	B S X 1-1 ③ G5-3			B B F B B 4-1 G6-4-3 BB		C S B F B B F C 3-3 K			C B F X 1-2 ② F9	3	0	0	0	1	1	1
Jeremy Burnitz, L (1, 9) OBP: 0.339, SLG: 0.482		C B X 1-1 ① G3		C F F S 0-3 ① K			S C F S 0-3 ① K		X 0-0 ③ F8	4	0	0	0	0	2	4
Darrin Jackson, R (1, 7) OBP: 0.258, SLG: 0.365		B X 1-0 ② F9		B B X 2-0 ② ③ G6-4-3 1-2f			B F F F B S 2-3 ② K			3	0	0	0	0	1	3
Brian Banks, S (1, 3) OBP: 0.333, SLG: 0.467		C X 0-1 ③ G5-3			X 0-0 ① G5-3		F B S S 1-3 ③ K			3	0	0	0	0	1	0
Marquis Grissom, R (1, 8) OBP: 0.297, SLG: 0.367			B C X 1-1 ① G5-3		B F B C X 2-2 1B 1B			F B B F C 2-3 ① K		3	0	1	0	0	1	0
Mike Matheny, R (1, 2) OBP: 0.274, SLG: 0.339			F B C S 1-3 ② K		B S T B X 2-2 G4-6-3 1-2 1B			C S B X 1-2 ② F9		3	0	1	0	0	1	0
Scott Karl, L (1, 1) OBP: 0.156, SLG: 0.073			C B X 1-1 ③ G5-3		B C F X 1-2 ② ③ G4-6-3 1-2f			S F S 0-3 ③ K		1	0	0	0	0	0	0
Marc Newfield, R (5, PH) OBP: 0.301, SLG: 0.306										1	0	0	0	0	0	2
David Weathers, R (5, 1) OBP: 0.125, SLG: 0.182										0	0	0	0	0	0	0
Valerio De Los Santos, L (6, 1)										0	0	0	0	0	0	0
Bobby Hughes, R (8, PH) OBP: 0.291, SLG: 0.391										1	0	0	0	0	1	0
Chad Fox, R (8, 1)										0	0	0	0	0	0	0
Inning Stats	R: 0 E: 0 K: 1 S: 8 H: 0 LOB: 0 BB: 0 P: 11	R: 0 E: 0 K: 0 S: 5 H: 0 LOB: 0 BB: 0 P: 7	R: 0 E: 0 K: 1 S: 7 H: 0 LOB: 0 BB: 0 P: 10	R: 0 E: 0 K: 1 S: 11 H: 2 LOB: 2 BB: 1 P: 19	R: 0 E: 0 K: 0 S: 10 H: 2 LOB: 1 BB: 0 P: 15	R: 0 E: 0 K: 1 S: 9 H: 0 LOB: 0 BB: 0 P: 16	R: 0 E: 0 K: 3 S: 11 H: 0 LOB: 0 BB: 0 P: 14	R: 0 E: 0 K: 2 S: 9 H: 0 LOB: 0 BB: 0 P: 12	R: 0 E: 0 K: 0 S: 8 H: 1 LOB: 1 BB: 0 P: 12	1B: 5 2B: 0 3B: 0 HR: 0	SF: 0 SAC: 0 DP: 2 HBP: 0					

	AB	30
	R	0
	H	5
	RBI	0
	BB	1
	SO	9
	LOB	10

WP: 0 PB: 0 SB: 0 CS: 0 PA: 31

PITCHER	IP	WLS	BF	H	R	ER	SO	BB	IBB	HBP	BLK	WP	HR	S	P	ERA	WHIP
Sterling Hitchcock, L (1, 1) ERA: 3.89	9.0	W	31	5	0	0	9	1	0	0	0	0	0	78	116	0.00	0.667

PITCHER	IP	WLS	BF	H	R	ER	SO	BB	IBB	HBP	BLK	WP	HR	S	P	ERA	WHIP

BOTTOM

Milwaukee Brewers @ San Diego Padres

Qualcomm Stadium, San Diego, CA

Fri Aug 14 1998, 10:05 PM EDT
Att. 38,639 - Unknown - 76 F

livebaseballscorecards.com

Batter	1	2	3	4	5	6	7	8	9	AB	R	H	RBI	BB	SO	LOB
Quilvio Veras, S (1, 4) OBP: 0.384, SLG: 0.353	G6-3	SF8 3-H		WP G4-3 SF7 BB		F8		1-H HR		3	2	1	3	1	0	0
Steve Finley, L (1, 8) OBP: 0.298, SLG: 0.394	G4-3	HBP		G4-3 1-2		G4-3		P2		4	0	0	0	0	0	1
Greg Vaughn, R (1, 7) OBP: 0.363, SLG: 0.619	1B	SAFE		SF7 2-H		F7				3	1	2	1	0	0	0
James Mouton, R (8, 7) OBP: 0.262, SLG: 0.273	1B	1B								0	0	0	0	0	0	0
Ken Caminiti, S (1, 5) OBP: 0.362, SLG: 0.529	SAFE 1B	K		F8			P3			4	0	1	0	0	1	2
Ed Giovanola, L (8, 5) OBP: 0.311, SLG: 0.319	1B 1-2									0	0	0	0	0	0	0
Wally Joyner, L (1, 3) OBP: 0.380, SLG: 0.463	1B 1-2 2-3		P6		K		G4-3			4	0	1	0	0	1	0
Jim Leyritz, R (1, 2) OBP: 0.400, SLG: 0.500	1B 1-2 2-3 3-H		HR		BLK		K			4	1	3	1	0	1	0
Ruben Rivera, R (1, 9) OBP: 0.355, SLG: 0.432	P4		K SAFE		K 1-2			G5-3		4	0	0	0	0	2	5
Chris Gomez, R (1, 6) OBP: 0.333, SLG: 0.355		SH1-4 SF8 2B	HR 1-H		IBB			K		3	2	2	2	1	1	0
Sterling Hitchcock, L (1, 1) OBP: 0.189, SLG: 0.167		SH1-4 2-3	P2		K			HR BB		2	1	0	0	1	1	2
Inning Stats	R: 1 E: 0 K: 0 S: 18 H: 4 LOB: 3 BB: 0 P: 21	R: 1 E: 0 K: 1 S: 14 H: 2 LOB: 2 BB: 0 P: 20	R: 2 E: 0 K: 1 S: 16 H: 2 LOB: 0 BB: 0 P: 25	R: 1 E: 0 K: 0 S: 8 H: 0 LOB: 0 BB: 1 P: 17	R: 0 E: 0 K: 3 S: 11 H: 1 LOB: 2 BB: 1 P: 21	R: 0 E: 0 K: 0 S: 4 H: 0 LOB: 0 BB: 0 P: 5	R: 0 E: 0 K: 1 S: 8 H: 0 LOB: 0 BB: 0 P: 13	R: 2 E: 0 K: 1 S: 9 H: 1 LOB: 0 BB: 1 P: 16		1B: 7 2B: 1 3B: 0 HR: 2 SF: 2 SAC: 1 DP: 0 HBP: 1						

AB	31
R	7
H	10
RBI	7
BB	3
SO	7
LOB	10

WP: 1 PB: 0 SB: 0 CS: 0 PA: 38

PITCHER		IP	WLS	BF	H	R	ER	SO	BB	IBB	HBP	BLK	WP	HR	S	P	ERA	WHIP
Scott Karl, L ERA: 3.88	(1, 1)	4.0	L	22	8	5	5	2	1	0	1	0	1	1	56	83	11.25	2.250
David Weathers, R ERA: 4.81	(5, 1)	1.0		5	1	0	0	3	0	1	0	1	0	0	11	21	0.00	1.000
Valerio De Los Santos, L ERA: 2.08	(6, 1)	2.0		6	0	0	0	1	0	0	0	0	0	0	12	18	0.00	0.000
Chad Fox, R ERA: 4.32	(8, 1)	1.0		5	1	2	2	1	1	0	0	0	0	1	9	16	18.00	2.000

PITCHER		IP	WLS	BF	H	R	ER	SO	BB	IBB	HBP	BLK	WP	HR	S	P	ERA	WHIP

Batter	1	2	3	4	5	6	7	8	9	AB	R	H	RBI	BB	SO	LOB
Fernando Vina, L (1, 4) OBP: 0.389, SLG: 0.419	C C F B F F X 1-2 ① G3-1		X 0-0 ③ G3			C B S F B F B X 3-2 ③ F9			B X 1-0 ① G3-1	4	0	0	0	0	0	0
Jose Valentin, S (1, 6) OBP: 0.317, SLG: 0.400	B C F S 1-3 ② K			X 0-0 ① G4-3			B B X 2-0 ① G4-3		C F X 0-2 ② G1-3	4	0	0	0	0	1	0
Jeff Cirillo, R (1, 5) OBP: 0.411, SLG: 0.430	F B B F B B 4-2 BB			B C B S F F B F F 3-2 T ② K			X 0-0 ② G6-3		F F B B X 2-2 ③ P2	3	0	0	0	1	1	0
Dave Nilsson, L (1, 3) OBP: 0.332, SLG: 0.362	B B C 1 SAFE X 2-1 ③ G4-3			F C C 0-3 ③ K			B C S B B B 4-2 1B BB			2	0	0	0	1	1	1
Jeromy Burnitz, L (1, 9) OBP: 0.339, SLG: 0.481		B F S F B F X 2-2 ① G3-4-1			X 0-0 ① F8		X 0-0 1-2 1B			3	0	1	0	0	0	0
Darrin Jackson, R (1, 8) OBP: 0.253, SLG: 0.358		C F F B S 1-3 ② K			C X 0-1 ② G3		F C C 0-3 ③ K			3	0	0	0	0	2	2
Geoff Jenkins, L (1, 7) OBP: 0.273, SLG: 0.411		F C B B B F F F 3-3 S ③ K			B F F B S 2-3 ③ K			S B S B F F X 2-2 ① G3		3	0	0	0	0	2	0
Bobby Hughes, R (1, 2) OBP: 0.287, SLG: 0.384			S X 0-1 ① F9			S S B F C 1-3 ① K		F S F B B F S 2-3 ② K		3	0	0	0	0	2	0
52 Rafael Roque, L (1, 1) Marc Newfield, R (6, PH) OBP: 0.299, SLG: 0.305 Bronswell Patrick, R (6, 1) OBP: 0.357, SLG: 0.500 Bob Hamelin, L (8, PH) OBP: 0.279, SLG: 0.346 Mike Myers, L (8, 1)			C F C 0-3 ② K			C S S 0-3 ② K		X 0-0 ③ G6-3		1 1 0 1 0	0 0 0 0 0	0 0 0 0 0	0 0 0 0 0	1 1 0 0 0	0 0 0 0 0	0 0 0 0 0
Inning Stats	R: 0 H: 0 E: 0 LOB: 1 K: 1 BB: 1 S: 13 P: 21	R: 0 H: 0 E: 0 LOB: 0 K: 2 BB: 0 S: 16 P: 22	R: 0 H: 0 E: 0 LOB: 0 K: 1 BB: 0 S: 6 P: 6	R: 0 H: 0 E: 0 LOB: 0 K: 2 BB: 0 S: 11 P: 14	R: 0 H: 0 E: 0 LOB: 0 K: 1 BB: 0 S: 6 P: 8	R: 0 H: 0 E: 0 LOB: 0 K: 2 BB: 0 S: 12 P: 16	R: 0 H: 1 E: 0 LOB: 2 K: 1 BB: 1 S: 8 P: 14	R: 0 H: 0 E: 0 LOB: 0 K: 1 BB: 0 S: 11 P: 15	R: 0 H: 0 E: 0 LOB: 0 K: 0 BB: 0 S: 7 P: 10	1B: 1 2B: 0 3B: 0 HR: 0	SF: 0 SAC: 0 DP: 0 HBP: 0			WP: 0 PB: 0 SB: 0 CS: 0	PA: 30	

PITCHER		IP	WLS	BF	H	R	ER	SO	BB	IBB	HBP	BLK	WP	HR	S	P	ERA	WHIP
Kevin Brown, R ERA: 2.46	(1, 1)	9.0	W	30	1	0	0	11	2	0	0	0	0	0	90	126	0.00	0.333

PITCHER	IP	WLS	BF	H	R	ER	SO	BB	IBB	HBP	BLK	WP	HR	S	P	ERA	WHIP

TOP

Milwaukee Brewers @ San Diego Padres

Qualcomm Stadium, San Diego, CA

Sun Aug 16 1998, 6:33 AM EDT

Sunny - 78 F

livebaseballscorecards.com

AB	28
R	0
H	1
RBI	0
BB	2
SO	11
LOB	3

Batter	1	2	3	4	5	6	7	8	9	AB	R	H	RBI	BB	SO	LOB
Quilvio Veras, S (1, 4) OBP: 0.380, SLG: 0.348	B C C F X 1-2 ① F7	C B X 1-1 ③ F9		B X 1-0 ③ F9		C B X 1-1 ③ G4-3		X 0-0 ② F9		5	0	0	0	0	0	6
Steve Finley, L (1, 8) OBP: 0.295, SLG: 0.390	C B C F B X 2-2 ② P4		C S S 0-3 ① K		C S S 0-3 ① K		C B B X 2-1 ① L6	B B F S X 2-2 ③ P5		5	0	0	0	0	2	0
Greg Vaughn, R (1, 7) OBP: 0.362, SLG: 0.615	X 0-0 ③ F7		B B B S B 4-1 BB		B X 1-0 ② G6-3		F F B C 1-3 ② K			3	0	0	0	1	1	0
Ken Caminiti, S (1, 5) OBP: 0.363, SLG: 0.526		B B F C C 2-3 ① K	B C 1 SAFE C B B 1 SAFE B 4-2 **1-2** BB		F B C B B X 3-2 ③ G5-3		C B B B 4-1 2B 1B BB			2	1	0	0	2	1	0
Wally Joyner, L (1, 3) OBP: 0.381, SLG: 0.467	X 0-0 BB 1B 1B 1B	C S B X 1-2 ② F9				C S B B B X 3-2 ① F8	1 SAFE X 0-0 1B **1-3** 1B 2B			4	2	2	0	0	0	2
Ruben Rivera, R (1, 9) OBP: 0.366, SLG: 0.438		C B C X 1-2 BB **1-2** 1B 1B	C S X 0-2 ③ G4-3			B B S B F B 4-2 1B BB	X 0-0 1B **2-3** **3-H** 1B			3	1	2	1	1	0	2
Carlos Hernandez, R (1, 2) OBP: 0.320, SLG: 0.399		B X 1-0 ② F8		B C F B B F F F B 4-2 BB		C B 1 SAFE P X 2-1 S **1-3** 1B	X 0-0 **1-2** **3-H** 1B			3	0	2	1	1	0	2
Chris Gomez, R (1, 6) OBP: 0.335, SLG: 0.353		B B B C B 4-1 1B **1-2** **2-3** BB		1 SAFE C 1 SAFE C B F F S 1-3 ① K		S B B B F F B 4-2 **1-2** BB	S B S S 1-3 ③ K			2	0	0	0	2	2	3
Kevin Brown, R (1, 1) OBP: 0.227, SLG: 0.234		B C X 1-1 **1-3** **2-H** **3-H** 1B		P L X 1-1 ② P4		L S S 0-3 ② K		B X 1-0 ① F9		4	0	1	2	0	1	4
Inning Stats	R: 0 E: 0 K: 0 S: 9 H: 0 LOB: 0 BB: 0 P: 12	R: 2 E: 0 K: 1 S: 13 H: 3 LOB: 2 BB: 1 P: 23	R: 0 E: 0 K: 1 S: 12 H: 0 LOB: 2 BB: 2 P: 21	R: 0 E: 0 K: 1 S: 14 H: 0 LOB: 1 BB: 1 P: 20	R: 0 E: 0 K: 1 S: 7 H: 0 LOB: 0 BB: 0 P: 11	R: 0 E: 0 K: 1 S: 16 H: 1 LOB: 3 BB: 2 P: 29	R: 2 E: 0 K: 2 S: 12 H: 3 LOB: 2 BB: 1 P: 20	R: 0 E: 0 K: 0 S: 5 H: 0 LOB: 0 BB: 0 P: 8									

PITCHER	IP	WLS	BF	H	R	ER	SO	BB	IBB	HBP	BLK	WP	HR	S	P	ERA	WHIP
52 Rafael Roque, L (1, 1) ERA: 5.0	5.0	L	22	3	2	2	4	4	0	0	0	0	0	55	87	3.60	1.400
Bronswell Patrick, R (6, 1) ERA: 3.73	2.0		13	4	2	2	3	3	0	0	0	0	0	28	49	9.00	3.500
Mike Myers, L (8, 1) ERA: 1.91	1.0		3	0	0	0	0	0	0	0	0	0	0	5	8	0.00	0.000

PITCHER	IP	WLS	BF	H	R	ER	SO	BB	IBB	HBP	BLK	WP	HR	S	P	ERA	WHIP

BOTTOM

Milwaukee Brewers @ San Diego Padres

Qualcomm Stadium, San Diego, CA

Sun Aug 16 1998, 6:33 AM EDT

Sunny - 78 F

livebaseballscorecards.com

AB	31
R	4
H	7
RBI	4
BB	7
SO	7
LOB	19

1B: 6	SF: 0	WP: 0	PA: 38
2B: 1	SAC: 0	PB: 0	
3B: 0	DP: 0	SB: 1	
HR: 0	HBP: 0	CS: 0	

Batter	1	2	3	4	5	6	7	8	9	AB	R	H	RBI	BB	SO	LOB
Fernando Vina, L (1, 4) OBP: 0.392, SLG: 0.422	F H 1-1 CS HBP		X 0-0 ② F7			C X 0-1 ② 1B		F B X 1-1 F8 2B		3	0	2	0	0	0	0
Marquis Grissom, R (1, 8) OBP: 0.294, SLG: 0.364	B 1 SAFE C F F B S 2-3 ① ② K 1-2		B C C B B F X 3-2 ③ G4-3			X 0-0 ③ F8		B B B X 3-0 ② F8 2-3		4	0	0	0	0	1	2
Mark Loretta, R (1, 6) (9, 3) OBP: 0.391, SLG: 0.416	B C F B C 2-3 ③ K			X 0-0 ① G4-3			B C X 1-1 ① G6-3	B C S T B X 2-2 ③ F9		4	0	0	0	0	1	1
Jeff Cirillo, R (1, 5) OBP: 0.412, SLG: 0.431		B S X 1-1 2B 1B		B C B B C C 3-3 ② K			C B F X 1-2 HR 1B		B F C S 1-3 ① K	4	2	2	0	0	2	0
Jeromy Burnitz, L (1, 9) OBP: 0.338, SLG: 0.486		S S T S 0-3 ① K		B S X 1-1 ③ P2			X 0-0 1-H HR		X 0-0 ② G5-3	4	1	1	2	0	1	1
Bob Hamelin, L (1, 3) Bob Wickman, R (9, 1) OBP: 0.278, SLG: 0.352		X 0-0 1-H 2B			C C X 0-2 ① G3-1		C S B X 1-2 ② G6-3		F S B F F C 1-3 ③ K	4 0	0 0	1 0	1 0	0 0	1 0	0 0
Geoff Jenkins, L (1, 7) OBP: 0.275, SLG: 0.431		C B F S 1-3 ② K			S F S 0-3 ② K		X 0-0 HR			3	1	1	1	0	2	1
Mike Matheny, R (1, 2) OBP: 0.271, SLG: 0.335		B F F X 1-2 ③ G6-3			C B F X 1-2 ③ P6		C B X 1-1 ③ F8			3	0	0	0	0	0	1
Bill Pulsipher, L (1, 1) Dave Nilsson, L (8, PH) OBP: 0.330, SLG: 0.361 Chad Fox, R (8, 1) Jose Valentin, S (9, 6) OBP: 0.317, SLG: 0.400			F X 0-1 ① P6			X 0-0 ① G1-3		B X 1-0 ① P6		2 1 0 0	0 0 0 0	0 0 0 0	0 0 0 0	0 0 0 0	0 0 0 0	0 0 0 0
Inning Stats	R: 0 E: 0 K: 2 S: 8 H: 0 LOB: 0 BB: 0 P: 13	R: 1 E: 0 K: 2 S: 13 H: 2 LOB: 1 BB: 0 P: 16	R: 0 E: 0 K: 0 S: 7 H: 0 LOB: 0 BB: 0 P: 10	R: 0 E: 0 K: 1 S: 6 H: 0 LOB: 0 BB: 0 P: 10	R: 0 E: 0 K: 1 S: 9 H: 0 LOB: 0 BB: 0 P: 10	R: 0 E: 0 K: 0 S: 4 H: 1 LOB: 0 BB: 0 P: 4	R: 3 E: 0 K: 0 S: 12 H: 3 LOB: 0 BB: 0 P: 16	R: 0 E: 0 K: 0 S: 8 H: 1 LOB: 1 BB: 0 P: 15	R: 0 E: 0 K: 2 S: 9 H: 0 LOB: 0 BB: 0 P: 11	1B: 3 2B: 2 3B: 0 HR: 2	SF: 0 SAC: 0 DP: 0 HBP: 1						

TOP

Milwaukee Brewers @ San Diego Padres

Qualcomm Stadium, San Diego, CA

Sun Aug 16 1998, 6:38 AM EDT

Att. 29,319 - Sunny - 78 F

livebaseballscorecards.com

AB	32
R	4
H	7
RBI	4
BB	0
SO	8
LOB	6

PITCHER		IP	WLS	BF	H	R	ER	SO	BB	IBB	HBP	BLK	WP	HR	S	P	ERA	WHIP
Joey Hamilton, R ERA: 4.58	(1, 1)	7.0	L	26	6	4	4	6	0	0	1	0	0	2	59	79	5.14	0.857
Dan Miceli, R ERA: 3.0	(8, 1)	1.1		5	1	0	0	1	0	0	0	0	0	0	11	19	0.00	0.750
Randy Myers, L ERA: 4.21	(9, 1)	0.2		2	0	0	0	1	0	0	0	0	0	0	6	7	0.00	0.000

PITCHER	IP	WLS	BF	H	R	ER	SO	BB	IBB	HBP	BLK	WP	HR	S	P	ERA	WHIP

BOTTOM

Milwaukee Brewers @ San Diego Padres

Qualcomm Stadium, San Diego, CA

Sun Aug 16 1998, 6:38 AM EDT
Att. 29,319 - Sunny - 78 F

livebaseballscorecards.com

Batter	1	2	3	4	5	6	7	8	9	AB	R	H	RBI	BB	SO	LOB
Quilvio Veras, S (1, 4) OBP: 0.380, SLG: 0.349	E4 G4-3		K		G6-4-3 1B		K		0-0 1-2 2-3 1B	5	0	2	0	0	2	2
James Mouton, R (1, 9) OBP: 0.246, SLG: 0.254 Carlos Hernandez, R (9, PH) OBP: 0.319, SLG: 0.398	G4-3 1-2f		G5-3		F9		F9		G6-3	4 1	0 0	0 0	0 0	0 0	0 0	4 3
Greg Vaughn, R (1, 7) OBP: 0.361, SLG: 0.611	K		1B		G6-4-3 1-2f			K		4	0	1	0	0	2	1
Ken Caminiti, S (1, 5) OBP: 0.362, SLG: 0.521		1B FC5-2-5 BB	1 SAFE K			K		K		3	0	0	0	1	3	1
Jim Leyritz, R (1, 3) OBP: 0.402, SLG: 0.500		G1-5-3 FC5-2-5 1-3 1B 1B		PB 1B		K		P3		4	1	2	0	0	1	0
Ruben Rivera, R (1, 8) OBP: 0.358, SLG: 0.427 Steve Finley, L (9, PH) OBP: 0.295, SLG: 0.389		FC5-2-5 G1-5-3 1B 1-2 3-H		K 1-2		K			P5	3 1	1 0	0 0	0 0	0 0	2 0	3 0
Greg Myers, L (1, 2) OBP: 0.288, SLG: 0.354		G1-5-3 1-2 2-3		K			F7		1B 1B 1B	4	0	1	0	0	1	3
Andy Sheets, R (1, 6) OBP: 0.307, SLG: 0.349 Wally Joyner, L (9, PH) OBP: 0.382, SLG: 0.468 Ed Giovanola, L (9, PR) OBP: 0.311, SLG: 0.319		1B 2-H 3-H		IBB			E 1B		1B 1-2	2 1 0	0 0 0	2 1 0	2 0 0	1 0 0	0 0 0	0 0 0
Joey Hamilton, R (1, 1) OBP: 0.179, SLG: 0.255 Chris Gomez, R (7, PH) OBP: 0.334, SLG: 0.352 Dan Miceli, R (8, 1) OBP: 1.000, SLG: 1.000 Randy Myers, L (9, 1) Mark Sweeney, L (9, PH) OBP: 0.321, SLG: 0.297		G5-3		K			E2 1-2		K	2 1 0 0 1	0 0 0 0 0	0 0 0 0 0	0 0 0 0 0	0 0 0 0 0	1 0 0 0 1	3 1 0 0 2
Inning Stats	R: 0 E: 1 K: 1 S: 7 H: 0 LOB: 0 BB: 0 P: 8	R: 2 E: 0 K: 0 S: 8 H: 2 LOB: 1 BB: 1 P: 16	R: 0 E: 0 K: 2 S: 12 H: 1 LOB: 1 BB: 0 P: 17	R: 0 E: 0 K: 3 S: 10 H: 1 LOB: 2 BB: 1 P: 21	R: 0 E: 0 K: 0 S: 5 H: 1 LOB: 0 BB: 0 P: 7	R: 0 E: 0 K: 3 S: 10 H: 0 LOB: 0 BB: 0 P: 12	R: 0 E: 1 K: 1 S: 12 H: 1 LOB: 2 BB: 0 P: 19	R: 0 E: 0 K: 2 S: 7 H: 0 LOB: 0 BB: 0 P: 14	R: 0 E: 0 K: 1 S: 13 H: 3 LOB: 3 BB: 0 P: 23	1B: 9 2B: 0 3B: 0 HR: 0	SF: 0 SAC: 0 DP: 2 HBP: 0					

	AB	36
	R	2
	H	9
	RBI	2
	BB	2
	SO	13
	LOB	23

PITCHER		IP	WLS	BF	H	R	ER	SO	BB	IBB	HBP	BLK	WP	HR	S	P	ERA	WHIP
Bill Pulsipher, L ERA: 4.6	(1, 1)	7.0	W	29	6	2	2	10	1	1	0	0	0	0	64	100	2.57	1.000
Chad Fox, R ERA: 4.22	(8, 1)	1.0		3	0	0	0	2	0	0	0	0	0	0	7	14	0.00	0.000
Bob Wickman, R ERA: 2.67	(9, 1)	1.0	S	6	3	0	0	1	0	0	0	0	0	0	13	23	0.00	3.000

PITCHER		IP	WLS	BF	H	R	ER	SO	BB	IBB	HBP	BLK	WP	HR	S	P	ERA	WHIP

Batter	1	2	3	4	5	6	7	8	9	AB	R	H	RBI	BB	SO	LOB
Quilvio Veras, S (1, 4) OBP: 0.387, SLG: 0.356	B F B C B X 3-2 BB 2B 1B	B X 1-0 1B FC5-2 2B	B B B C B 4-1 BB		B S B B X 3-1 CS 1B			B C B B B 4-1 1B PB BB		3	2	3	0	2	0	0
Steve Finley, L (1, 8) OBP: 0.298, SLG: 0.390	C B S 1 SAFE F B 1 B F 4-2 B 2B 1B 1-2 BB	B B X 2-0 FC5-2 S 2-3 1B	B X 1-0 F8 ③		B B 2-0 ③ CS 1-2	C F F F B S 2-3 ① K		C F F X 0-2 PB 1-3 1B		4	1	2	0	1	1	2
Greg Vaughn, R (1, 7) OBP: 0.364, SLG: 0.619 Trevor Hoffman, R (8, 1)	B S X 1-1 1B 1-3 2-H 2B	1 SAFE B B S S B C T B 4-2 FC5-2 1-2 BB		X 0-0 HR		C B F B S 3-3 ② K		C B B S S 2-3 ③ K 1-2 3-H		4 0	2 0	2 0	2 0	1 0	2 0	1 0
Ken Caminiti, S (1, 5) OBP: 0.361, SLG: 0.518 Ed Giovanola, L (2, 5) OBP: 0.319, SLG: 0.322	X 0-0 E5 1B 1B	C B X 1-1 ① FC5-2 1-2 2-3 3-Hf		B B F B B B 4-1 BB		C B F F F B C 3-3 ③ K			X 0-0 SH3-4 BB PB 1B	2 2	1 1	0 1	0 0	0 1	0 1	5 0
Wally Joyner, L (1, 3) OBP: 0.383, SLG: 0.466	B C B B B X 3-1 1B 1-3 2-H 3-H 1B	X 0-0 ② P5		C X 0-1 ① L7			C B B F S 2-3 ① K		B 1 SAFE C B B B 4-1 PB SH3-4 1-2 BB	4	0	1	2	1	1	4
Ruben Rivera, R (1, 9) OBP: 0.355, SLG: 0.422	B X 1-0 L1-3 1-2 3-H 1B	X 0-0 ③ F8		X 0-0 ② P4			F F B F F X 1-2 ② L8		B X 1-0 ① SH3-4 1-2 2-3	4	0	1	1	0	0	4
Carlos Hernandez, R (1, 2) OBP: 0.318, SLG: 0.399 Dan Miceli, R (7, 1) OBP: 1.000, SLG: 1.000 Randy Myers, L (8, 1) James Mouton, R (8, 7) OBP: 0.258, SLG: 0.254	C F F F X 0-2 ① ② L1-3 1-2		B X 1-0 2B	X 0-0 ③ P3			B B X 2-0 ③ G5-3		I I I I 4-0 PB IBB	4 0 0 0	0 0 0 0	1 0 0 0	0 0 0 1	0 0 0 0	0 0 0 0	3 0 0 0
Chris Gomez, R (1, 6) OBP: 0.333, SLG: 0.349 Mark Sweeney, L (9, PH) OBP: 0.319, SLG: 0.294 Andy Sheets, R (9, 6) OBP: 0.307, SLG: 0.349	I I I I 4-0 IBB	C F B X 1-2 ① F9		B X 1-0 ① F9			B B F F X 2-2 ① G4-3	B C C B F S 2-3 ② K		3 1 0	0 0 0	0 0 0	0 0 0	1 0 0	0 1 0	1 3 0
Andy Ashby, R (1, 1) OBP: 0.141, SLG: 0.145 Donne Wall, R (7, 1) OBP: 0.333, SLG: 0.333 Greg Myers, L (7, 2) OBP: 0.284, SLG: 0.349	X 0-0 ③ G1	C C X 0-2 ② G5-3		C F F X 0-2 ② G5-3			B X 1-0 ② G4-3	B B C F X 2-2 ③ G3-1 1-2 2-3 3-H		3 0 2	0 0 0	0 0 0	0 0 0	0 0 0	0 0 0	3 0 2
Inning Stats	R: 4 E: 1 K: 0 S: 19 H: 4 LOB: 2 BB: 2 P: 35	R: 0 E: 0 K: 0 S: 9 H: 2 LOB: 3 BB: 1 P: 17	R: 0 E: 0 K: 0 S: 9 H: 1 LOB: 2 BB: 1 P: 16	R: 1 E: 0 K: 0 S: 6 H: 1 LOB: 1 BB: 1 P: 10	R: 0 E: 0 K: 0 S: 7 H: 1 LOB: 0 BB: 0 P: 13	R: 0 E: 0 K: 3 S: 13 H: 0 LOB: 0 BB: 0 P: 21	R: 0 E: 0 K: 1 S: 9 H: 0 LOB: 0 BB: 0 P: 14	R: 1 E: 0 K: 1 S: 12 H: 1 LOB: 1 BB: 1 P: 21	R: 1 E: 0 K: 1 S: 10 H: 1 LOB: 2 BB: 2 P: 23	1B: 7 2B: 4 3B: 0 HR: 1 SF: 0 SAC: 1 DP: 1 HBP: 0						

San Diego Padres @ Florida Marlins

Pro Player Stadium, Miami, FL

Tue Aug 18 1998, 7:05 PM EDT

Att. 23,275 - Cloudy - 80 F

TOP

livebaseballscorecards.com

AB	36
R	7
H	11
RBI	5
BB	8
SO	6
LOB	28

PITCHER		IP	WLS	BF	H	R	ER	SO	BB	IBB	HBP	BLK	WP	HR	S	P	ERA	WHIP
Kirt Ojala, L ERA: 3.39	(1, 1)	4.0		25	8	5	4	0	4	1	0	0	0	1	43	78	9.00	3.000
Donn Pall, R ERA: 6.35	(5, 1)	1.0		3	1	0	0	0	0	0	0	0	0	0	7	13	0.00	1.000
Vic Darensbourg, L ERA: 4.12	(6, 1)	1.1		4	0	0	0	4	0	0	0	0	0	0	16	26	0.00	0.000
Justin Speier, R ERA: 12.0	(7, 1)	0.2		2	0	0	0	0	0	0	0	0	0	0	6	9	0.00	0.000
Antonio Alfonseca, R ERA: 3.65	(8, 1)	1.1	L	9	2	2	0	1	2	1	0	0	0	0	15	33	0.00	3.000

PITCHER		IP	WLS	BF	H	R	ER	SO	BB	IBB	HBP	BLK	WP	HR	S	P	ERA	WHIP
Matt Mantei, R ERA: 3.04	(9, 1)	0.1		1	0	0	0	1	0	0	0	0	0	0	4	6	0.00	0.000
Rob Stanifer, R ERA: 4.21	(9, 1)	0.1		1	0	0	0	0	0	0	0	0	0	0	3	5	0.00	0.000

Batter	1	2	3	4	5	6	7	8	9	AB	R	H	RBI	BB	SO	LOB
Luis Castillo, S (1, 4) OBP: 0.306, SLG: 0.262	B B C C X 2-2 G1-3 ①	C B B F F X 2-2 L5 ②		B C F X 1-2 L7 ③		X 0-0 G3-6 1B		B B B C B 4-1 SH2-4 BB		4	0	1	0	1	0	2
Todd Dunwoody, L (1, 8) OBP: 0.282, SLG: 0.358	C X 0-1 1B 1B	C X 0-1 G5-3 ③			X 0-0 G4-3 ①	1 SAFE X 0-0 G3-6 ①② 1-2f		M X 0-1 SH2-4 ① 1-2		4	0	1	0	0	0	3
Mark Kotsay, L (1, 9) OBP: 0.320, SLG: 0.388 Matt Mantei, R (9, 1) OBP: 0.500, SLG: 0.500 Rob Stanifer, R (9, 1)	X 0-0 BB 1B 1-3		F S B S 1-3 K ①		C B X 1-1 2B 1B	B C B X 2-1 G4-3 ③		X 0-0 F7 ②		5 0 0	1 0 0	2 0 0	0 0 0	0 0 0	1 0 0	1 0 0
Derrek Lee, R (1, 3) OBP: 0.333, SLG: 0.445	S B S S 1-3 K ②		B C C B F X 2-2 G4-3 1B 1B		X 0-0 E 1-H 2B		X 0-0 F8 ①	B X 1-0 P3 ③		5	1	2	1	0	1	3
Cliff Floyd, L (1, 7) OBP: 0.336, SLG: 0.464	B B B B 4-0 BB 1-2		F 1 SAFE B 1 SAFE S X 1-2 G4-3 1B 1-2		F X 0-1 E9 1B 2B 2-H		B F X 1-1 2B 2B		F C X 0-2 G3 ①	4	2	3	1	1	0	0
Kevin Orie, R (1, 5) OBP: 0.267, SLG: 0.290	B X 1-0 F8 ③	C X 0-1 G4-3 ② 1-2 2-3			C C B S 1-3 K ②		X 0-0 1B WP 2B 2-H		B C B F X 2-2 1B	5	1	2	1	0	1	6
Mike Redmond, R (1, 2) OBP: 0.362, SLG: 0.418		B F H 2-1 SH1-4 BB HBP	C X 0-1 F9 ③		B C B F B B 4-2 1B BB		C X 0-1 G4-3 WP 1B 2-3		S F S 0-3 K ②	3	0	1	0	1	1	3
Dave Berg, R (1, 6) OBP: 0.349, SLG: 0.361		B B B C S B 4-2 SH1-4 BB 1-2		B X 1-0 F9 ①	C C X 0-2 1B 1-2 3-H		B F B B X 3-1 G4-3 ② 1-3 3-H		B F S C 1-3 K ③	4	0	1	1	1	1	2
Kirt Ojala, L (1, 1) OBP: 0.333, SLG: 0.214 Ryan Jackson, L (4, PH) OBP: 0.400, SLG: 0.547 Donn Pall, R (5, 1) John Cangelosi, S (5, PH) OBP: 0.611, SLG: 0.556 Vic Darensbourg, L (6, 1) Justin Speier, R (7, 1) Edgar Renteria, R (7, PH) OBP: 0.000, SLG: 0.000 Antonio Alfonseca, R (8, 1) John Wehner, R (9, 3) OBP: 0.250, SLG: 0.250	X 0-0 SH1-4 ① 1-2 2-3		B X 1-0 P6 ②		B X 1-0 G3-1 ③		F F F B B S 2-3 K ③			0 1 0 1 0 0 0 1 0 0	0 0 0 0 0 0 0 0 0 0	0 0 0 0 0 0 0 0 0 0	0 0 0 0 0 0 0 1 0 0	0 0 0 0 0 0 0 0 0 0	0 0 0 0 2 0 0 1 0 0	0 0 0 0 0 0 0 1 0 0
Inning Stats	R: 0 E: 0 K: 1 S: 10 H: 2 LOB: 3 BB: 1 P: 18	R: 0 E: 0 K: 0 S: 10 H: 0 LOB: 2 BB: 1 P: 18	R: 0 E: 0 K: 1 S: 14 H: 2 LOB: 2 BB: 0 P: 18	R: 0 E: 0 K: 0 S: 5 H: 0 LOB: 0 BB: 0 P: 8	R: 3 E: 1 K: 1 S: 15 H: 4 LOB: 2 BB: 1 P: 22	R: 0 E: 0 K: 0 S: 4 H: 1 LOB: 0 BB: 0 P: 6	R: 2 E: 0 K: 1 S: 12 H: 3 LOB: 1 BB: 0 P: 18	R: 0 E: 0 K: 0 S: 5 H: 0 LOB: 1 BB: 1 P: 10	R: 0 E: 0 K: 2 S: 12 H: 1 LOB: 1 BB: 0 P: 15	1B: 9 2B: 4 3B: 0 HR: 0 SF: 0 SAC: 2 DP: 1 HBP: 1						

PITCHER		IP	WLS	BF	H	R	ER	SO	BB	IBB	HBP	BLK	WP	HR	S	P	ERA	WHIP
Andy Ashby, R ERA: 2.52	(1, 1)	6.0		30	9	3	2	3	3	0	1	0	0	0	58	90	3.00	2.000
Donne Wall, R ERA: 2.62	(7, 1)	0.1		4	3	2	2	0	0	0	0	0	0	0	6	7	54.00	9.000
Dan Miceli, R ERA: 2.97	(7, 1)	0.2	W	2	0	0	0	1	0	0	0	0	1	0	6	11	0.00	0.000
Randy Myers, L ERA: 4.15	(8, 1)	0.2		3	0	0	0	0	1	0	0	0	0	0	4	8	0.00	1.500
Trevor Hoffman, R ERA: 1.6	(8, 1)	1.1	S	5	1	0	0	2	0	0	0	0	0	0	13	17	0.00	0.750

PITCHER	IP	WLS	BF	H	R	ER	SO	BB	IBB	HBP	BLK	WP	HR	S	P	ERA	WHIP

BOTTOM

San Diego Padres @ Florida Marlins

Pro Player Stadium, Miami, FL

Tue Aug 18 1998, 7:05 PM EDT

Att. 23,275 - Cloudy - 80 F

livebaseballscorecards.com

AB	37
R	5
H	13
RBI	4
BB	4
SO	6
LOB	23

WP: 1 PA: 44
PB: 0
SB: 0
CS: 0

Batter	1	2	3	4	5	6	7	8	9	AB	R	H	RBI	BB	SO	LOB
Quilvio Veras, S (1, 4) OBP: 0.386, SLG: 0.355	B B C X 2-1 ① G4-3		C B C B X 2-2 ② G6-3		B L X 1-1 1B		B C B F B X 3-2 ②③ G4-6-3 1-2f			4	0	1	0	0	0	3
Andy Sheets, R (7, 4) OBP: 0.307, SLG: 0.349										0	0	0	0	0	0	0
Steve Finley, L (1, 8) OBP: 0.295, SLG: 0.387	C B C F B B X 3-2 ② F8		B X 1-0 ③ P5		F B B F S 2-3 ② K			X 0-0 ① G4-3		4	0	0	0	0	1	3
Greg Vaughn, R (1, 7) OBP: 0.361, SLG: 0.614	X 0-0 ③ F9			C B C B X 2-2 ① G5-3	S B F S 1-3 ③ K			F B C F S 1-3 ② K		4	0	0	0	0	2	2
Ruben Rivera, R (8, 9) OBP: 0.355, SLG: 0.422										0	0	0	0	0	0	0
Wally Joyner, L (1, 3) OBP: 0.384, SLG: 0.466		B C C F X 1-2 ① F8		B X 1-0 G1-3 1B 1B		X 0-0 ① F7		B X 1-0 BB 1B		4	0	2	0	0	0	0
Brian Boehringer, S (8, 1)										0	0	0	0	0	0	0
Mark Sweeney, L (1, 9) OBP: 0.326, SLG: 0.303		B X 1-0 CS 1B		B X 1-0 1-2 G1-3 1B		C B F X 1-2 ② F9		F B B B 4-1 FC5-4 1-2 BB		3	0	2	0	0	0	0
James Mouton, R (8, PH) OBP: 0.269, SLG: 0.254										0	0	0	0	1	0	0
(8, 7)																
Jim Leyritz, R (1, 2) OBP: 0.401, SLG: 0.498	B B B C S X 3-2 ② 1-2 1B			B X 1-0 ② G1-3 1-2 2-3		C F B X 1-2 ③ G5-3		C B X 1-1 ③ FC5-4 1-2f		3	0	1	0	0	0	2
Ed Giovanola, L (1, 5) OBP: 0.317, SLG: 0.320	B C X 1-1 ③ G4-3			X 0-0 ③ G3-1			X 0-0 FC4-6 1B		C F C 0-3 ① K	4	0	1	0	0	1	3
Chris Gomez, R (1, 6) OBP: 0.338, SLG: 0.353			C F B X 1-2 SH5-4 1B		C B F X 1-2 SH5-4 1B		F F B B X 2-2 ① FC4-6 1B 1-2f		F B X 1-1 G6-3 1B	4	0	3	0	0	0	1
Sterling Hitchcock, L (1, 1) OBP: 0.189, SLG: 0.167		B M 1 SAFE B L X 2-2 SH5-4 1-2			X 0-0 ① SH5-4 1-2		X 0-0 G4-6-3 1B 1-2		C B X 1-1 ②③ G6-3 1-2f	0	0	0	0	0	0	0
Greg Myers, L (6, 2) OBP: 0.287, SLG: 0.351										2	0	1	0	0	0	1
Scott Sanders, R (6, 1)										0	0	0	0	0	0	0
Carlos Hernandez, R (8, PH) OBP: 0.317, SLG: 0.398										1	0	0	0	0	0	2
(8, 3)																
Inning Stats	R: 0 E: 0 K: 0 S: 7 H: 0 LOB: 0 BB: 0 P: 12	R: 0 E: 0 K: 0 S: 10 H: 2 LOB: 1 BB: 0 P: 16	R: 0 E: 0 K: 0 S: 10 H: 1 LOB: 1 BB: 0 P: 16	R: 0 E: 0 K: 0 S: 7 H: 2 LOB: 2 BB: 0 P: 12	R: 0 E: 0 K: 2 S: 12 H: 2 LOB: 2 BB: 0 P: 17	R: 0 E: 0 K: 0 S: 7 H: 0 LOB: 0 BB: 0 P: 9	R: 0 E: 0 K: 0 S: 8 H: 2 LOB: 1 BB: 0 P: 13	R: 0 E: 0 K: 1 S: 9 H: 1 LOB: 2 BB: 1 P: 16	R: 0 E: 0 K: 1 S: 7 H: 1 LOB: 0 BB: 0 P: 9	1B: 11 2B: 0 3B: 0 HR: 0 SF: 0 SAC: 2 DP: 2 HBP: 0							

TOP

San Diego Padres @ Florida Marlins

Pro Player Stadium, Miami, FL

Wed Aug 19 1998, 7:05 PM EDT

Att. 15,409 - Cloudy - 87 F

livebaseballscorecards.com

AB	33
R	0
H	11
RBI	0
BB	1
SO	4
LOB	17

PITCHER		IP	WLS	BF	H	R	ER	SO	BB	IBB	HBP	BLK	WP	HR	S	P	ERA	WHIP
Brian Meadows, R ERA: 4.57	(1, 1)	7.0	W	28	9	0	0	2	0	0	0	0	0	0	61	95	0.00	1.286
Vic Darensbourg, L ERA: 4.07	(8, 1)	0.2		4	1	0	0	1	1	0	0	0	0	0	7	13	0.00	3.000
Brian Edmondson, R ERA: 3.56	(8, 1)	1.1		4	1	0	0	1	0	0	0	0	0	0	9	12	0.00	0.750

PITCHER	IP	WLS	BF	H	R	ER	SO	BB	IBB	HBP	BLK	WP	HR	S	P	ERA	WHIP

Batter	1	2	3	4	5	6	7	8	9	AB	R	H	RBI	BB	SO	LOB
John Cangelosi, S (1, 8) OBP: 0.364, SLG: 0.324	C B X 1-1 F7 ①		B B F F F X 2-2 G5-3 ①		C F F B B X 2-2 SF8 ① 3-H	C B S X 1-2 F9 ②				2	0	0	1	0	0	0
Todd Dunwoody, L (6, 8) OBP: 0.281, SLG: 0.357										1	0	0	0	0	0	1
Edgar Renteria, R (1, 6) OBP: 0.349, SLG: 0.347	X 0-0 L8 ②		B B C C B X 3-2 G5-3 ②		X 0-0 F8 ②	B C B B F F F F X 3-2 F9 ③				4	0	0	0	0	0	2
Mark Kotsay, L (1, 9) OBP: 0.319, SLG: 0.387	C B C B S 2-3 K ③		B C X 1-1 G6-3 ③		C S B X 1-2 2B 1-2 1B		C S B B S 2-3 K ①			4	1	1	0	0	2	0
Derrek Lee, R (1, 3) OBP: 0.332, SLG: 0.446		B F F S 1-3 K ①		C C C 0-3 K ①	B X 1-0 1B 1-H 2-H 2B		B F B S S 2-3 K ②			4	0	1	2	0	3	0
Cliff Floyd, L (1, 7) OBP: 0.337, SLG: 0.469		C X 0-1 1B 3B		C F S 0-3 K ②	X 0-0 FC5-4 2-3 1B		F S B S S 1-3 K ③			4	1	2	0	0	2	0
Kevin Orie, R (1, 5) OBP: 0.270, SLG: 0.293		F B C B F B X 3-2 1B 3-H 1B		C B X 1-1 F7 ③	C 1 SAFE X 0-1 FC5-4 ③ 1-2f			X 0-0 G6-3 1B		4	0	2	1	0	0	2
Mike Redmond, R (1, 2) OBP: 0.367, SLG: 0.451	C 1 SAFE X 0-1 F8 ②				C F F B F F F F X 1-2 1B FC6 E 1B	B X 1-0 HR		C B B B C F X 2-2 P4 ①		4	2	2	1	0	0	2
Luis Castillo, S (1, 4) OBP: 0.321, SLG: 0.267		C B F 1 SAFE X 1-2 1-2 1B			B 1 SAFE 1 SAFE X 1-0 FC6 E 1-2 SF8	B C B B F B 4-2 SH3 BB		B B B C F B X 3-2 G6-3 ② 1-2		3	1	1	0	1	0	2
Brian Meadows, R (1, 1) OBP: 0.196, SLG: 0.143		C B S B X 2-2 F9 ③			X 0-0 E5 1B 1-3 2-H 2B 1B	X 0-0 SH3 ① 1-2		F B F B F B X 3-2 F8 ③		2	1	1	0	0	0	2
Vic Darensbourg, L (8, 1)										0	0	0	0	0	0	0
Brian Edmondson, R (8, 1)										1	0	0	0	0	0	1
Inning Stats	R: 0 E: 0 K: 1 S: 6 H: 0 LOB: 0 BB: 0 P: 9	R: 1 E: 0 K: 1 S: 17 H: 3 LOB: 2 BB: 0 P: 24	R: 0 E: 0 K: 0 S: 9 H: 0 LOB: 0 BB: 0 P: 15	R: 0 E: 0 K: 2 S: 8 H: 0 LOB: 0 BB: 0 P: 9	R: 4 E: 1 K: 0 S: 22 H: 5 LOB: 2 BB: 0 P: 28	R: 1 E: 0 K: 0 S: 13 H: 1 LOB: 1 BB: 1 P: 22	R: 0 E: 0 K: 3 S: 9 H: 0 LOB: 0 BB: 0 P: 14	R: 0 E: 0 K: 0 S: 12 H: 1 LOB: 1 BB: 0 P: 20		1B: 7 2B: 1 3B: 1 HR: 1	SF: 1 SAC: 1 DP: 0 HBP: 0					

PITCHER	IP	WLS	BF	H	R	ER	SO	BB	IBB	HBP	BLK	WP	HR	S	P	ERA	WHIP
Sterling Hitchcock, L (1, 1) ERA: 4.14	5.0	L	26	9	6	6	4	1	0	0	0	0	1	65	93	10.80	2.000
Scott Sanders, R (6, 1) ERA: 9.23	2.0		6	0	0	0	3	0	0	0	0	0	0	19	28	0.00	0.000
Brian Boehringer, R (8, 1) ERA: 5.37	1.0		4	1	0	0	0	0	0	0	0	0	0	12	20	0.00	1.000

PITCHER	IP	WLS	BF	H	R	ER	SO	BB	IBB	HBP	BLK	WP	HR	S	P	ERA	WHIP

BOTTOM

San Diego Padres @ Florida Marlins

Pro Player Stadium, Miami, FL

Wed Aug 19 1998, 7:05 PM EDT
Att. 15,409 - Cloudy - 87 F

livebaseballscorecards.com

AB	33
R	6
H	10
RBI	5
BB	1
SO	7
LOB	12

WP: 0	PB: 0	SB: 0	CS: 0
PA: 36			

San Diego Padres @ Atlanta Braves

Turner Field, Atlanta, GA

Thu Aug 20 1998, 7:05 PM EDT

Att. 43,730 - Unknown - 75 F

livebaseballscorecards.com

TOP

Batter	1	2	3	4	5	6	7	8	9	AB	R	H	RBI	BB	SO	LOB
Quilvio Veras, S (1, 4) OBP: 0.384, SLG: 0.354	B B B S S X 3-2 ① G4-3		B S F B S 2-3 ① K		C C B X 1-2 1-2 ① 1B		B B X 2-0 ③ G3			4	0	1	0	0	1	1
Steve Finley, L (1, 8) OBP: 0.295, SLG: 0.385	B B B C B 4-1 2B BB		S T S 0-3 ② K		B B S C S 2-3 ② K			F B X 1-1 ① F7		3	1	0	0	1	2	2
Ken Caminiti, S (1, 5) OBP: 0.357, SLG: 0.513	C B F X 1-2 ② F7		B B X 2-0 ③ G3-1		C B S S 1-3 ③ K			F S S 0-3 ② K		4	0	0	0	0	2	3
Wally Joyner, L (1, 3) OBP: 0.382, SLG: 0.466	C F B X 1-2 1-H 2B			X 0-0 ① L7		C B X 1-1 ① G4-3		X 0-0 ③ F8		4	0	1	1	0	0	0
Greg Vaughn, R (1, 7) OBP: 0.358, SLG: 0.608	S B B F X 2-2 ③ G6-3			S B S S 1-3 ② K		S B B S X 2-2 ② F8			X 0-0 ① F7	4	0	0	0	0	1	1
Mark Sweeney, L (1, 9) OBP: 0.326, SLG: 0.320 Ruben Rivera, R (6, 9) OBP: 0.359, SLG: 0.422		X 0-0 ① P3		X 0-0 3B		B X 1-0 ③ G4-3			B C B S B B 4-2 S BB	3 0	0 0	1 0	0 0	0 1	0 0	0 0
Carlos Hernandez, R (1, 2) OBP: 0.313, SLG: 0.393		S T F B S 1-3 ② K	B B F C S 2-3 ③ K				B B S X 2-1 ① G4-3		S C S 0-3 ② K	4	0	0	0	0	3	2
Chris Gomez, R (1, 6) OBP: 0.342, SLG: 0.369		B B S S B F X 3-2 HR			X 0-0 1B 1B		B C B X 2-1 2B		B B F B F S 3-3 ③ K 1-2	4	1	3	1	0	1	1
Kevin Brown, R (1, 1) OBP: 0.217, SLG: 0.224 Randy Myers, L (7, 1) Dan Miceli, R (7, 1) OBP: 1.000, SLG: 1.000 Trevor Hoffman, R (9, 1)		S S B S 1-3 ③ K			B X 1-0 ① P3		X 0-0 ② G5-3			3 0 0 0	0 0 0 0	0 0 0 0	0 0 0 0	0 0 0 0	1 0 0 0	2 0 0 0
Inning Stats	R: 1 E: 0 K: 0 S: 13 H: 1 LOB: 1 BB: 1 P: 24	R: 1 E: 0 K: 2 S: 12 H: 1 LOB: 0 BB: 0 P: 17	R: 0 E: 0 K: 2 S: 7 H: 0 LOB: 0 BB: 0 P: 11	R: 0 E: 0 K: 2 S: 8 H: 1 LOB: 1 BB: 0 P: 11	R: 0 E: 0 K: 2 S: 11 H: 2 LOB: 2 BB: 0 P: 16	R: 0 E: 0 K: 0 S: 6 H: 0 LOB: 0 BB: 0 P: 10	R: 0 E: 0 K: 0 S: 6 H: 1 LOB: 1 BB: 0 P: 12	R: 0 E: 0 K: 1 S: 6 H: 0 LOB: 0 BB: 0 P: 7	R: 0 E: 0 K: 2 S: 9 H: 0 LOB: 1 BB: 1 P: 16	1B: 2 2B: 2 3B: 1 HR: 1 SF: 0 SAC: 0 DP: 0 HBP: 0						

	AB	33
	R	2
	H	6
	RBI	2
	BB	2
	SO	11
	LOB	12

WP: 0 PB: 0 SB: 1 CS: 0 PA: 35

PITCHER		IP	WLS	BF	H	R	ER	SO	BB	IBB	HBP	BLK	WP	HR	S	P	ERA	WHIP
Kevin Millwood, R ERA: 4.35	(1, 1)	6.0	L	24	5	2	2	8	1	0	0	0	0	1	57	89	3.00	1.000
Dennis Martinez, R ERA: 4.52	(7, 1)	1.0		4	1	0	0	0	0	0	0	0	0	0	6	12	0.00	1.000
John Rocker, L ERA: 2.0	(8, 1)	1.0		3	0	0	0	1	0	0	0	0	0	0	6	7	0.00	0.000
Kerry Ligtenberg, R ERA: 2.83	(9, 1)	1.0		4	0	0	0	2	1	0	0	0	0	0	9	16	0.00	1.000

PITCHER		IP	WLS	BF	H	R	ER	SO	BB	IBB	HBP	BLK	WP	HR	S	P	ERA	WHIP

BOTTOM

San Diego Padres @ Atlanta Braves

Turner Field, Atlanta, GA

Thu Aug 20 1998, 7:05 PM EDT
Att. 43,730 - Unknown - 75 F

livebaseballscorecards.com

Batter	1	2	3	4	5	6	7	8	9	AB	R	H	RBI	BB	SO	LOB
Walt Weiss, S (1, 6) OBP: 0.394, SLG: 0.359	B B F X 2-1 P5 ①		B S F S 1-3 K ①		B S C F X 1-2 G4-3 ①		X 0-0 10 1B 2B		X 0-0 G4-3 ①	5	0	1	0	0	1	0
Keith Lockhart, L (1, 4) OBP: 0.322, SLG: 0.396	B X 1-0 1B		X 0-0 1B 1B		F F B B F S 2-3 K ②		B B B C F S 3-3 K ①		S S B S 1-3 K ②	5	0	2	0	0	3	1
10 Chipper Jones, S (1, 5) OBP: 0.414, SLG: 0.575	B B S X 2-1 F8 ②		B B S X 2-1 F7 ②		B C C S 1-3 K ③		F X 0-1 1B 2-H 1B ②		C X 0-1 G1-3 ③	5	0	1	0	0	1	2
Andres Galarraga, R (1, 3) OBP: 0.400, SLG: 0.611	B B S F S 2-3 K ③		B B S X 2-1 1-2 1B ②			B B F C B C 3-3 K ①	X 0-0 1-2 1B ②			4	0	2	0	0	2	1
Ryan Klesko, L (1, 7) OBP: 0.358, SLG: 0.503 Gerald Williams, R (7, PH) (8, 7) OBP: 0.327, SLG: 0.439		B S S S 1-3 K ①	F S X 0-2 F7 ③			S B X 1-1 E 1B 1B	B X 1-0 F7 ③			3 1	0 0	1 0	0 0	0 0	1 0	2 2
Javy Lopez, R (1, 2) OBP: 0.329, SLG: 0.522		B B S X 2-1 G4-3 ②		B F F S 1-3 K ①		C F B S 1-3 K ②		B B S B X 3-1 G6-3 ①		4	0	0	0	0	2	1
Michael Tucker, L (1, 9) OBP: 0.338, SLG: 0.440		X 0-0 1B 1B		B B S S B B 4-2 WP BB		S B X 1-1 1-2 E 1B		X 0-0 BLK 1B		3	0	3	0	1	0	0
Andruw Jones, R (1, 8) OBP: 0.304, SLG: 0.478		X 0-0 1-2 1B		S B X 1-1 G5-3 ② 1-2		S B B X 2-1 E5 1-2 2-3		C B C F S 1-3 K ②		4	0	1	0	0	1	4
Kevin Millwood, R (1, 1) OBP: 0.195, SLG: 0.083 Greg Colbrunn, R (6, PH) OBP: 0.385, SLG: 0.496 Dennis Martinez, R (7, 1) OBP: 0.167, SLG: 0.182 John Rocker, R (8, 1) Ozzie Guillen, L (8, PH) OBP: 0.332, SLG: 0.347 Kerry Ligtenberg, R (9, 1)		B B C S X 2-2 G3 ③		X 0-0 G6-3 ③		X 0-0 G1-3 ③		C F F B B S 2-3 K ③ 1-2		2 1 0 0 1 0	0 0 0 0 0 0	0 0 0 0 0 0	0 0 0 0 0 0	0 0 0 0 1 0	0 0 0 0 1 0	3 3 0 0 1 0
Inning Stats	R: 0 E: 0 K: 1 S: 8 H: 1 LOB: 1 BB: 0 P: 15	R: 0 E: 0 K: 1 S: 10 H: 2 LOB: 2 BB: 0 P: 15	R: 0 E: 0 K: 1 S: 11 H: 2 LOB: 2 BB: 0 P: 16	R: 0 E: 0 K: 1 S: 8 H: 0 LOB: 1 BB: 1 P: 14	R: 0 E: 0 K: 2 S: 11 H: 0 LOB: 0 BB: 0 P: 15	R: 0 E: 1 K: 2 S: 13 H: 2 LOB: 3 BB: 0 P: 21	R: 0 E: 0 K: 1 S: 8 H: 3 LOB: 2 BB: 0 P: 12	R: 0 E: 0 K: 2 S: 11 H: 1 LOB: 1 BB: 0 P: 17	R: 0 E: 0 K: 1 S: 6 H: 0 LOB: 0 BB: 0 P: 7	1B: 10 2B: 1 3B: 0 HR: 0 SF: 0 SAC: 0 DP: 0 HBP: 0						

	AB	38
	R	0
	H	11
	RBI	0
	BB	1
	SO	12
	LOB	20

WP: 1 PB: 0 SB: 0 CS: 0 PA: 39

PITCHER		IP	WLS	BF	H	R	ER	SO	BB	IBB	HBP	BLK	WP	HR	S	P	ERA	WHIP
Kevin Brown, R ERA: 2.38	(1, 1)	6.1	W	29	8	0	0	9	1	0	0	0	1	0	65	103	0.00	1.421
Randy Myers, L ERA: 4.13	(7, 1)	0.1		2	2	0	0	0	0	0	0	0	0	0	3	3	0.00	6.000
Dan Miceli, R ERA: 2.9	(7, 1)	1.1		5	1	0	0	2	0	0	0	1	0	0	12	19	0.00	0.750
Trevor Hoffman, R ERA: 1.57	(9, 1)	1.0	S	3	0	0	0	1	0	0	0	0	0	0	6	7	0.00	0.000

PITCHER	IP	WLS	BF	H	R	ER	SO	BB	IBB	HBP	BLK	WP	HR	S	P	ERA	WHIP

Batter	1	2	3	4	5	6	7	8	9	AB	R	H	RBI	BB	SO	LOB
Quilvio Veras, S (1, 4) OBP: 0.383, SLG: 0.353	G6-3	K	F8			G6-4-3 1B				4	0	1	0	0	1	0
Steve Finley, L (1, 8) OBP: 0.296, SLG: 0.390	1B 2B 1B		FC3-2 3B		K	G6-4-3				4	1	2	0	0	1	2
Ken Caminiti, S (1, 5) OBP: 0.356, SLG: 0.508	K		FC3-2 1B BB		K			K		3	1	0	0	1	3	1
Wally Joyner, L (1, 3) OBP: 0.382, SLG: 0.465	2B 1B		FC3-2 1B		G6-3			K		3	1	1	0	0	0	2
Jim Leyritz, R (6, 3) OBP: 0.399, SLG: 0.495										1	0	0	0	0	1	0
Greg Vaughn, R (1, 7) OBP: 0.359, SLG: 0.610	1B 2B		FC4-6 1B			K		K		4	1	2	3	0	2	0
Mark Sweeney, L (1, 9) OBP: 0.324, SLG: 0.318	1B		F8			F8			F9	4	0	1	1	0	0	2
Greg Myers, L (1, 2) OBP: 0.279, SLG: 0.341	K		FC4-6			K			P5	4	0	0	0	0	2	3
Chris Gomez, R (1, 6) OBP: 0.341, SLG: 0.368		G6-3	F9				1B		K	4	0	1	0	0	1	0
Joey Hamilton, R (1, 1) OBP: 0.172, SLG: 0.246		K	G1-3				F7			2	0	0	0	0	1	0
Ed Giovanola, L (7, PH) OBP: 0.315, SLG: 0.317										1	0	0	0	0	0	1
Donne Wall, R (7, 1) OBP: 0.333, SLG: 0.333										0	0	0	0	0	0	0
Inning Stats	R: 3 E: 0 K: 2 S: 18 H: 4 LOB: 1 BB: 0 P: 24	R: 0 E: 0 K: 2 S: 8 H: 0 LOB: 0 BB: 0 P: 8	R: 1 E: 0 K: 0 S: 8 H: 2 LOB: 2 BB: 1 P: 18	R: 0 E: 0 K: 0 S: 4 H: 0 LOB: 0 BB: 0 P: 6	R: 0 E: 0 K: 2 S: 7 H: 0 LOB: 0 BB: 0 P: 10	R: 0 E: 0 K: 2 S: 7 H: 0 LOB: 0 BB: 0 P: 10	R: 0 E: 0 K: 0 S: 5 H: 2 LOB: 1 BB: 0 P: 6	R: 0 E: 0 K: 3 S: 9 H: 0 LOB: 0 BB: 0 P: 13	R: 0 E: 0 K: 1 S: 7 H: 0 LOB: 0 BB: 0 P: 10	1B: 6 2B: 1 3B: 1 HR: 0	SF: 0 SAC: 0 DP: 1 HBP: 0					

PITCHER		IP	WLS	BF	H	R	ER	SO	BB	IBB	HBP	BLK	WP	HR	S	P	ERA	WHIP
29 John Smoltz, R ERA: 3.44	(1, 1)	6.1	W	28	8	4	4	8	1	0	0	0	0	0	56	81	5.68	1.421
John Rocker, L ERA: 1.95	(7, 1)	0.2		1	0	0	0	0	0	0	0	0	0	0	1	1	0.00	0.000
Rudy Seanez, R ERA: 2.77	(8, 1)	1.0		3	0	0	0	3	0	0	0	0	0	0	9	13	0.00	0.000
Kerry Ligtenberg, R ERA: 2.78	(9, 1)	1.0	S	3	0	0	0	1	0	0	0	0	0	0	7	10	0.00	0.000

PITCHER	IP	WLS	BF	H	R	ER	SO	BB	IBB	HBP	BLK	WP	HR	S	P	ERA	WHIP

TOP

San Diego Padres @ Atlanta Braves

Turner Field, Atlanta, GA

Fri Aug 21 1998, 7:05 PM EDT

Att. 48,268 - Unknown - 82 F

livebaseballscorecards.com

AB	34
R	4
H	8
RBI	4
BB	1
SO	12
LOB	11

1B: 6	SF: 0	WP: 0	PA: 35
2B: 1	SAC: 0	PB: 0	
3B: 1	DP: 1	SB: 0	
HR: 0	HBP: 0	CS: 0	

Batter	1	2	3	4	5	6	7	8	9	AB	R	H	RBI	BB	SO	LOB
Walt Weiss, S (1, 6) OBP: 0.392, SLG: 0.358	B C B B C X 3-2 G1-3 ①		X 0-0 P5 ①	B C X 1-1 G3 2-H 1B		F X 0-1 G6-3 ③				4	0	1	1	0	0	1
Keith Lockhart, L (1, 4) OBP: 0.319, SLG: 0.392	X 0-0 L8 ②		X 0-0 G6-3 ②	X 0-0 G3 1-2 ②			S C S 0-3 K ①			4	0	0	0	0	1	1
10 Chipper Jones, S (1, 5) OBP: 0.415, SLG: 0.573	B B F C B B 4-2 HR BB		X 0-0 1B 1B	F F B C 1-3 K ③			B B C C C 2-3 K ②			3	1	1	0	1	2	1
Andres Galarraga, R (1, 3) OBP: 0.401, SLG: 0.617	B B B B S X 3-1 1-H HR		X 0-0 1-2 1B		B X 1-0 G5-3 ①		B B C B F C 3-3 K ③			4	1	2	2	0	1	0
Ryan Klesko, L (1, 7) OBP: 0.355, SLG: 0.497 Danny Bautista, R (9, 7) OBP: 0.266, SLG: 0.375	C B S T B X 2-2 L9 ③		X 0-0 F8 ③		S S B B X 2-2 F8 ②			X 0-0 F8 ①		4 0	0 0	0 0	0 0	0 0	0 0	2 0
Javy Lopez, R (1, 2) OBP: 0.330, SLG: 0.520		F F B B B B 4-2 G6-4-3 BB BB		X 0-0 3B 1B	F B F X 1-2 G6-3 ③			B B C F B S 3-3 K ②		3	1	1	0	1	1	0
Michael Tucker, L (1, 9) OBP: 0.342, SLG: 0.446 Kerry Ligtenberg, R (9, 1)		B B B B 4-0 G6-4-3 1-2 BB		F B B X 2-1 1-H 1B 3B		X 0-0 F9 ①		B B F B B 4-1 BB		2 0	1 0	1 0	1 0	2 0	0 0	0 0
Andruw Jones, R (1, 8) OBP: 0.304, SLG: 0.476		X 0-0 G6-4-3 1-2f 2-3 ① ②		B C B S B X 3-2 29 SH3-4 1B 3-H 1B		C B B C X 2-2 F7 ②		C C S 0-3 K ③		4	1	1	1	0	1	3
29 John Smoltz, R (1, 1) OBP: 0.362, SLG: 0.256 John Rocker, R (7, 1) Rudy Seanez, R (8, 1) Gerald Williams, R (9, 9) OBP: 0.327, SLG: 0.439		F B F B F S 2-3 K ③		X 0-0 SH3-4 1-2 ①		B C B F B F B 4-2 BB				1 0 0 0	0 0 0 0	0 0 0 0	0 0 0 0	1 0 0 0	1 0 0 0	1 0 0 0
Inning Stats	R: 2 H: 1 E: 0 LOB: 0 K: 0 BB: 1 S: 12 P: 24	R: 0 H: 0 E: 0 LOB: 1 K: 1 BB: 2 S: 7 P: 17	R: 0 H: 2 E: 0 LOB: 2 K: 0 BB: 0 S: 5 P: 5	R: 3 H: 4 E: 0 LOB: 1 K: 1 BB: 0 S: 13 P: 20	R: 0 H: 0 E: 0 LOB: 0 K: 0 BB: 0 S: 7 P: 11	R: 0 H: 0 E: 0 LOB: 1 K: 0 BB: 1 S: 9 P: 15	R: 0 H: 0 E: 0 LOB: 0 K: 3 BB: 0 S: 9 P: 14	R: 0 H: 0 E: 0 LOB: 1 K: 2 BB: 1 S: 8 P: 15		1B: 5 SF: 0 2B: 0 SAC: 1 3B: 1 DP: 1 HR: 1 HBP: 0						

PITCHER		IP	WLS	BF	H	R	ER	SO	BB	IBB	HBP	BLK	WP	HR	S	P	ERA	WHIP
Joey Hamilton, R ERA: 4.68	(1, 1)	6.0	L	28	7	5	5	2	4	0	0	0	0	1	53	92	7.50	1.833
Donne Wall, R ERA: 2.53	(7, 1)	2.0		7	0	0	0	5	1	0	0	0	0	0	17	29	0.00	0.500

PITCHER	IP	WLS	BF	H	R	ER	SO	BB	IBB	HBP	BLK	WP	HR	S	P	ERA	WHIP

BOTTOM

San Diego Padres @ Atlanta Braves

Turner Field, Atlanta, GA

Fri Aug 21 1998, 7:05 PM EDT

Att. 48,268 - Unknown - 82 F

livebaseballscorecards.com

AB	29
R	5
H	7
RBI	5
BB	5
SO	7
LOB	9

Batter	1	2	3	4	5	6	7	8	9	AB	R	H	RBI	BB	SO	LOB
Quilvio Veras, S (1, 4) OBP: 0.384, SLG: 0.360	C B F B X 2-2 HR		C F B X 1-2 G4-3 ①		B B B B 4-0 1B BB	X 0-0 G5-4-3 ② ③ 1-2f		C B B C F F B X 3-2 G4-3 ③		4	1	1	1	1	0	4
Steve Finley, L (1, 8) OBP: 0.297, SLG: 0.392	X 0-0 G4-3 ①		C B X 1-1 F8 ②		X 0-0 BB 1-3 1B		B F C B C 2-3 K ①		B F X 1-1 1B 2B	5	1	2	0	0	1	0
Greg Vaughn, R (1, 7) OBP: 0.362, SLG: 0.615	S S B C 1-3 K ②		B B C B F F F R X 3-2 HR		B 1 SAFE B F 1 B F B 4-2 1-2 BB		F B B B B F X 3-2 S 1B		X 0-0 F8 ①	4	1	2	1	1	1	1
Jim Leyritz, R (1, 3) OBP: 0.399, SLG: 0.488	X 0-0 G6-3 ③		B F B F B X 3-2 P5 ③		B B F B C S 3-3 K ③		B B B C B 4-1 1-2 BB		C B F B B B H 4-2 G4-3 1B HBP	3	0	0	0	1	1	3
George Arias, R (1, 5) OBP: 0.400, SLG: 0.400		X 0-0 PB 1B 1B		C S B S 1-3 K ①		F B B S F F S 2-3 K ①	C B C B S 2-3 K ②		B F C F B X 2-2 G4-3 1-2 2-H 1B	5	0	2	1	0	3	2
Ruben Rivera, R (1, 9) OBP: 0.354, SLG: 0.436		C B X 1-1 P4 ①		C B B B X 3-1 F4 ②		S F X 0-2 HR	B B X 2-0 F8 ③		B S B F B F X 3-2 G4-3 1-2 2-3 ②	5	1	1	1	0	0	5
Carlos Hernandez, R (1, 2) OBP: 0.316, SLG: 0.394 Dan Miceli, R (8, 1) OBP: 1.000, SLG: 1.000 Ken Caminiti, S (9, PH) OBP: 0.355, SLG: 0.507	C 1 SAFE X 0-1 1-2 1B			B F B C F X 2-2 G4-3 ③		B B B C X 3-1 1B BB 1B		C X 0-1 F7 ①	X 0-0 G3-1 ③	4 0 1	0 0 0	2 0 0	0 0 0	0 0 0	0 0 0	0 0 2
Chris Gomez, R (1, 6) OBP: 0.342, SLG: 0.367		B B F X 2-1 P3 ② 2-3			X 0-0 F9 ①	1 SAFE B C S F 1 B B B 4-2 1-2 1B BB		C X 0-1 FC4-6 1B		3	0	1	0	1	0	2
24 Mark Langston, R (1, 1) OBP: 0.154, SLG: 0.128 Brian Boehringer, S (5, 1) Mark Sweeney, L (6, PH) OBP: 0.329, SLG: 0.323 Scott Sanders, R (6, 1) Greg Myers, L (8, PH) OBP: 0.277, SLG: 0.338 (8, 2)		F B B 1 SAFE S S 2-3 K ③			F X 0-1 B1-3 ②	C B F F B X 2-2 G5-4-3 1-2 2-3 1B		C S X 0-2 FC4-6 ② 1-2f		2 0 1 0 1	0 0 0 0 0	0 0 1 0 0	0 0 0 0 0	0 0 0 0 0	1 0 0 0 0	2 0 0 0 1
Inning Stats	R: 1 H: 1 E: 0 LOB: 0 K: 1 BB: 0 S: 8 P: 11	R: 0 H: 2 E: 0 LOB: 2 K: 1 BB: 0 S: 10 P: 15	R: 1 H: 1 E: 0 LOB: 0 K: 0 BB: 0 S: 13 P: 21	R: 0 H: 0 E: 0 LOB: 0 K: 1 BB: 0 S: 9 P: 15	R: 0 H: 1 E: 0 LOB: 3 K: 1 BB: 2 S: 9 P: 20	R: 1 H: 3 E: 0 LOB: 2 K: 1 BB: 1 S: 18 P: 29	R: 0 H: 1 E: 0 LOB: 2 K: 2 BB: 1 S: 11 P: 24	R: 0 H: 1 E: 0 LOB: 1 K: 0 BB: 0 S: 12 P: 15	R: 1 H: 2 E: 0 LOB: 2 K: 0 BB: 0 S: 14 P: 24	1B: 8 SF: 0 2B: 1 SAC: 0 3B: 0 DP: 1 HR: 3 HBP: 1						

PITCHER		IP	WLS	BF	H	R	ER	SO	BB	IBB	HBP	BLK	WP	HR	S	P	ERA	WHIP
52 Rafael Roque, L ERA: 5.02	(1, 1)	5.1	W	25	7	3	3	5	2	0	0	0	0	3	59	97	5.06	1.688
Eric Plunk, R ERA: 4.19	(6, 1)	1.0		6	2	0	0	1	2	0	0	0	0	0	15	30	0.00	4.000
Chad Fox, R ERA: 4.08	(7, 1)	2.0		10	3	1	1	1	0	0	1	0	0	0	25	39	4.50	1.500
Bob Wickman, R ERA: 2.57	(9, 1)	0.2	S	2	0	0	0	0	0	0	0	0	0	0	5	8	0.00	0.000

PITCHER	IP	WLS	BF	H	R	ER	SO	BB	IBB	HBP	BLK	WP	HR	S	P	ERA	WHIP

TOP

San Diego Padres @ Milwaukee Brewers

Milwaukee County Stadium, Milwaukee, WI

Sat Aug 22 1998, 8:05 PM EDT
Att. 26,253 - Cloudy - 75 F

livebaseballscorecards.com

AB	38
R	4
H	12
RBI	4
BB	4
SO	7
LOB	22

WP: 0 PA: 43
PB: 1
SB: 1
CS: 0

Batter	1	2	3	4	5	6	7	8	9	AB	R	H	RBI	BB	SO	LOB
Fernando Vina, L (1, 4) OBP: 0.400, SLG: 0.437	B C B X 2-1 SH1-3 1B 1B 1B	F B X 1-1 ③ G3		1 SAFE B B 1 SAFE B B B 4-0 1-2 BB	B X 1-0 ③ P4		B C X 1-1 ③ G4-1			4	1	1	0	1	0	3
Marquis Grissom, R (1, 8) OBP: 0.293, SLG: 0.365	B 1 SAFE 1 SAFE F 1 SAFE 1 SAFE C X 1-2 1B SH1-3 1B		B X 1-0 BB 1B 1B	X 0-0 ② P8		B F B S F X 2-2 ① F8		B B F F X 2-1 2B		5	1	3	0	0	0	2
Dave Nilsson, L (1, 3) OBP: 0.328, SLG: 0.351 Chad Fox, R (7, 1) Darrin Jackson, R (9, 7) OBP: 0.260, SLG: 0.370	X 0-0 ① SH1-3 1-2 2-3		B 1 SAFE B 1 SAFE B B B 4-0 1B 1-2 BB	C B S B F B X 3-2 G6-3		X 0-0 ② P7		L B B B L S 3-3 ① K		2 1 0	0 0 0	0 0 0	0 0 0	1 0 0	0 1 0	2 1 0
Mark Loretta, R (1, 5) OBP: 0.389, SLG: 0.413	C X 0-1 ② G5-3	X 0-0 ① F8			B C X 1-1 1B 3B 1B	C B B B X 3-1 ③ F7		B C B X 2-1 ② G5-3		5	1	1	0	0	0	5
Jeromy Burnitz, L (1, 9) OBP: 0.338, SLG: 0.485	B X 1-0 2-3 3-H 1B	C X 0-1 G4-6-3 1-3 2-H 1B			X 0-0 1-2 3B 1B		B F B S B F F X 3-2 ① G3-1	F B B F B B 4-2 BB		4	1	3	2	1	0	0
Geoff Jenkins, L (1, 7) OBP: 0.280, SLG: 0.455 Bob Wickman, R (9, 1)	C C X 0-2 ③ G5-3	X 0-0 ② ③ G4-6-3 1-2f			B C B X 2-1 1-H 2-H 3B		B S S B X 2-2 ② G5-3	B B X 2-0 ③ F8		5 0	0 0	1 0	2 0	0 0	0 0	6 0
Bobby Hughes, R (1, 2) OBP: 0.297, SLG: 0.418		F S C 0-3 ① K		B C B X 2-1 HR	C F B B X 2-2 ① G3		X 0-0 BB HR 1B			4	2	2	1	0	1	1
Jose Valentin, S (1, 6) OBP: 0.322, SLG: 0.399		B B X 2-0 ② P7		B F F X 1-2 BB 1B	B B B B 4-0 52 SH5-3 BB		B B B B 4-0 1-2 HR BB			2	1	1	0	2	0	0
52 Rafael Roque, L (1, 1) OBP: 0.250, SLG: 0.250 Eric Plunk, R (6, 1) Bob Hamelin, L (7, 3) OBP: 0.295, SLG: 0.396		X 0-0 1B		L L L 0-3 ① K	X 0-0 ② SH5-3 1-2		C X 0-1 1-H 2-H HR			2 0 1	0 0 1	1 0 1	0 0 3	0 0 0	1 0 0	1 0 0
Inning Stats	R: 1 E: 0 K: 0 S: 12 H: 3 LOB: 2 BB: 0 P: 16	R: 0 E: 0 K: 1 S: 7 H: 1 LOB: 1 BB: 0 P: 10	R: 1 E: 0 K: 0 S: 5 H: 2 LOB: 1 BB: 1 P: 10	R: 1 E: 0 K: 1 S: 13 H: 2 LOB: 2 BB: 1 P: 23	R: 2 E: 0 K: 0 S: 10 H: 3 LOB: 2 BB: 1 P: 20	R: 0 E: 0 K: 0 S: 7 H: 0 LOB: 0 BB: 0 P: 12	R: 3 E: 0 K: 0 S: 13 H: 2 LOB: 0 BB: 1 P: 23	R: 0 E: 0 K: 1 S: 10 H: 1 LOB: 2 BB: 1 P: 23		1B: 10 2B: 1 3B: 1 HR: 2	SF: 0 SAC: 2 DP: 1 HBP: 0					

PITCHER		IP	WLS	BF	H	R	ER	SO	BB	IBB	HBP	BLK	WP	HR	S	P	ERA	WHIP
24 Mark Langston, L ERA: 5.86	(1, 1)	4.0	L	24	11	5	5	2	2	0	0	0	0	1	42	67	11.25	3.250
Brian Boehringer, R ERA: 5.28	(5, 1)	1.0		4	0	0	0	0	1	0	0	0	0	0	5	12	0.00	1.000
Scott Sanders, R ERA: 9.53	(6, 1)	2.0		9	2	3	3	0	1	0	0	0	0	1	20	35	13.50	1.500
Dan Miceli, R ERA: 2.85	(8, 1)	1.0		5	1	0	0	1	1	0	0	0	0	0	10	23	0.00	2.000

PITCHER	IP	WLS	BF	H	R	ER	SO	BB	IBB	HBP	BLK	WP	HR	S	P	ERA	WHIP

BOTTOM

San Diego Padres @ Milwaukee Brewers

Milwaukee County Stadium, Milwaukee, WI

Sat Aug 22 1998, 8:05 PM EDT
Att. 26,253 - Cloudy - 75 F

livebaseballscorecards.com

AB	35
R	8
H	14
RBI	8
BB	5
SO	3
LOB	21

PA: 42
WP: 0
PB: 0
SB: 0
CS: 0

Batter	1	2	3	4	5	6	7	8	9	10	AB	R	H	RBI	BB	SO	LOB
Quilvio Veras, S (1, 4) OBP: 0.385, SLG: 0.364	2-2 SH E 2B	2-2 FC5-4 1-2f		1-0 1B 2B 1B	0-1 FC3-2 1-3 1B		1-2 G5-3		0-0 G1-3		6	2	3	0	0	0	4
Steve Finley, L (1, 8) OBP: 0.300, SLG: 0.393	0-0 SH E 2-3	2-1 HR 1B	1 SAFE 1 SAFE	0-1 2B 1-2 2B 1B	1-2 FC3-2 FC6-4 1-2 3-H		1-0 F8			4-1 1B 2B BB	4	3	2	0	1	0	3
Greg Vaughn, R (1, 7) OBP: 0.363, SLG: 0.622	1-3 K	0-0 1-H HR	3-0 1-3 2-H 2B	0-1 FC6-4 1-2f				1-3 K		1-0 1-3 2B 1B	6	3	3	3	0	2	4
Jim Leyritz, R (1, 3) OBP: 0.401, SLG: 0.489	1-2 F9 1-2 3-H	1-0 G5-3 1B HBP	4-2 2B E BB			3-3 K		3-3 K		0-1 1-H 1B 3-H 2B	4	3	1	2	1	2	1
George Arias, R (1, 5) OBP: 0.286, SLG: 0.286 Ken Caminiti, S (4, PH) OBP: 0.359, SLG: 0.519 (4, 5)	0-3 K	0-0 F9	3-2 E9 1-H 2-H 3-H 2B			3-1 HR		2-3 K		4-2 1B BB	2 3	0 1	0 2	0 3	0 1	1 1	2 0
Ruben Rivera, R (1, 9) OBP: 0.346, SLG: 0.423 Mark Sweeney, L (9, PH) OBP: 0.331, SLG: 0.326 (9, 9)		1-2 G5-3	2-1 G5-3 1-2	0-2 F7		1-2 F4			2-2 1B G6-3 1B	0-3 K	4 2	0 1	0 1	0 0	0 0	0 1	2 2
Carlos Hernandez, R (1, 2) OBP: 0.315, SLG: 0.393 Greg Myers, L (6, 2) OBP: 0.280, SLG: 0.341		3-2 G6-3	1-0 2-H 1B	2-1 G5-3		1-2 P5			0-0 1-3 G6-3 1B	1-3 K	4 2	0 0	1 1	1 0	0 0	0 1	1 2
Andy Sheets, R (1, 6) OBP: 0.320, SLG: 0.357		2-0 1B 1B	3-2 F9		4-0 1B FC3-2 BB		2-0 24 SH5-3 1B		0-0 G6-3 1-2f 3-H	0-0 1-2 2-H 1B	5	0	3	1	1	0	2
Andy Ashby, R (1, 1) OBP: 0.152, SLG: 0.156 Brian Boehringer, S (4, 1) 24 Mark Langston, R (7, PH) OBP: 0.154, SLG: 0.125 Randy Myers, L (7, 1) Donne Wall, R (8, 1) OBP: 0.333, SLG: 0.333 Scott Sanders, R (8, 1) Ed Giovanola, L (9, PH) OBP: 0.319, SLG: 0.317 Trevor Hoffman, R (9, 1)	0-1 FC5-4 1-2 1B			2-2 G6-3	1 SAFE 1 SAFE	1-2 K	1 SAFE	0-2 SH5-3 1-2		4-1 BB	2 1 0 0 0 0 0 1	0 0 0 0 0 0 0 0	1 0 0 0 0 0 0 0	0 0 0 0 0 0 1 1	0 0 0 0 0 0 0 0	0 1 0 0 0 0 0 1	0 1 0 0 0 0 0 2
Inning Stats	R: 1 E: 2 K: 2 S: 16 H: 1 LOB: 1 BB: 0 P: 20	R: 0 E: 0 K: 0 S: 15 H: 2 LOB: 2 BB: 0 P: 23	R: 3 E: 0 K: 0 S: 10 H: 3 LOB: 1 BB: 0 P: 19	R: 4 E: 1 K: 0 S: 18 H: 4 LOB: 1 BB: 1 P: 33	R: 0 E: 0 K: 1 S: 12 H: 1 LOB: 2 BB: 1 P: 18	R: 1 E: 0 K: 1 S: 12 H: 1 LOB: 0 BB: 0 P: 20	R: 0 E: 0 K: 0 S: 8 H: 1 LOB: 1 BB: 0 P: 12	R: 0 E: 0 K: 3 S: 11 H: 0 LOB: 0 BB: 0 P: 17	R: 1 E: 0 K: 0 S: 8 H: 2 LOB: 1 BB: 1 P: 14	R: 3 E: 0 K: 3 S: 18 H: 3 LOB: 2 BB: 2 P: 30	1B: 12 2B: 4 3B: 0 HR: 2	SF: 0 SAC: 2 DP: 1 HBP: 1					

PITCHER		IP	WLS	BF	H	R	ER	SO	BB	IBB	HBP	BLK	WP	HR	S	P	ERA	WHIP
48 Brad Woodall, L ERA: 4.78	(1, 1)	3.1		21	9	7	6	2	0	0	1	0	0	1	49	76	16.20	2.700
Bronswell Patrick, R ERA: 3.93	(4, 1)	2.2		13	3	2	2	2	2	0	0	0	0	1	34	57	6.75	1.875
Mike Myers, L ERA: 2.03	(7, 1)	1.0		4	1	0	0	0	0	0	0	0	0	0	8	12	0.00	1.000
David Weathers, R ERA: 4.81	(8, 1)	1.0		3	0	0	0	3	0	0	0	0	0	0	11	17	0.00	0.000
Bob Wickman, R ERA: 3.04	(9, 1)	1.0	L	8	4	4	4	0	2	0	0	0	0	0	12	23	36.00	6.000

PITCHER		IP	WLS	BF	H	R	ER	SO	BB	IBB	HBP	BLK	WP	HR	S	P	ERA	WHIP
Valerio De Los Santos, L ERA: 1.08	(10, 1)	1.0		5	1	0	0	3	1	0	0	0	0	0	14	21	0.00	2.000

TOP

San Diego Padres @ Milwaukee Brewers

Milwaukee County Stadium, Milwaukee, WI

Sun Aug 23 1998, 4:33 AM EDT
Att. 27,641 - Cloudy - 80 F

livebaseballscorecards.com

AB	46
R	13
H	18
RBI	10
BB	5
SO	10
LOB	26

1B: 12 SF: 0 PA: 54
2B: 4 SAC: 2
3B: 0 DP: 1
HR: 2 HBP: 1

WP: 0
PB: 0
SB: 0
CS: 0

San Diego Padres @ Milwaukee Brewers

Milwaukee County Stadium, Milwaukee, WI

Sun Aug 23 1998, 4:33 AM EDT
Att. 27,641 - Cloudy - 80 F

livebaseballscorecards.com

BOTTOM

Batter	1	2	3	4	5	6	7	8	9	10	AB	R	H	RBI	BB	SO	LOB
Fernando Vina, L (1, 4) OBP: 0.399, SLG: 0.436	3-2 FC5-4 HBP E HBP		0-0 WP 2B	2-1 ② G4-3 2-3		0-0 ① P6		0-0 ① F8 2-3		0-0 ① B2	5	2	1	0	0	0	2
Marquis Grissom, R (1, 8) OBP: 0.296, SLG: 0.365	3-2 E5 FC5-4 HBP 1-2		3-3 ① K 2-H	0-0 E 1B 1B 3-H 1B		3-2 ② K		4-1 BB FC6-2-5 BB BB		0-0 WP 1B 1B	5	3	2	1	1	2	1
Mark Loretta, R (1, 5) (8, 6) OBP: 0.391, SLG: 0.411	1-1 FC5-4 1-2 2-3 HBP		4-2 1B HR BB	0-1 E9 1B 1B 1-3 1B		2-3 ③ K		C B B 1 SAFE B F F X 3-2 ② FC6-2-5 BB BB 1-2 3-H		1-1 ② F7	4	2	1	0	1	1	3
Jeromy Burnitz, L (1, 9) OBP: 0.342, SLG: 0.486	2-2 ① FC5-4 CS 1-2f 2-3 3-H		0-0 HR 1B 1-3	2-1 1B 1-2 3-H 1B			0-2 ① P2	4-1 BB 1-2 2-3 BB		2-2 WP 1B 1-H	5	1	3	3	1	0	2
Dave Nilsson, L (1, 3) OBP: 0.333, SLG: 0.367 Bobby Hughes, R (9, 2) OBP: 0.295, SLG: 0.416	1-2 ② ③ G3 1-2		2-1 1-H HR 3-H	1-1 1-2 2-H 1B			3-2 ② F7	4-1 1-2 2-3 3-H BB		3-3 ③ K 1-2	4 1	1 0	2 0	5 0	1 0	0 1	2 1
Geoff Jenkins, L (1, 7) OBP: 0.285, SLG: 0.462 David Weathers, R (8, 1) OBP: 0.125, SLG: 0.182 Marc Newfield, R (8, PH) OBP: 0.298, SLG: 0.309 Bob Wickman, R (9, 1) Valerio De Los Santos, L (10, 1)		2-2 1B 48 CS 1B	2-1 ② G4-3	3-3 ③ K			3-2 2B	2-2 ③ P4			4 0 1 0 0	0 0 0 0 0	2 0 0 0 0	0 0 0 0 0	0 0 0 0 0	1 0 0 0 0	2 0 3 0 0
Jose Valentin, S (1, 6) OBP: 0.322, SLG: 0.399 Jeff Cirillo, R (7, PH) OBP: 0.409, SLG: 0.424 (8, 5)		0-1 CS 1-3 1B	3-2 ③ P4		1-3 ① K		3-1 ③ P5		1-1 ① F8		3 2	0 0	1 0	0 0	0 0	1 0	0 1
Mike Matheny, R (1, 2) OBP: 0.276, SLG: 0.335 Bob Hamelin, L (8, PH) OBP: 0.305, SLG: 0.429 (9, 3)		2-1 ① 1-2 HBP		1-0 G4-3 SH3 1B 1B	3-2 ② G4-3			2-1 HR	4-1 G6-4-3 BB		2 1	1 1	1 1	0 1	0 1	0 0	0 0
48 Brad Woodall, S (1, 1) OBP: 0.367, SLG: 0.308 Bronswell Patrick, R (4, 1) OBP: 0.333, SLG: 0.462 Mike Myers, L (7, 1) Darrin Jackson, R (8, 7) OBP: 0.263, SLG: 0.378		1-1 ② ③ G4-3 3-H		0-1 ① SH3 1-2	2-2 ③ P2			2-1 F8 FC6-2-5 2B	2-1 ② ③ G6-4-3 1-2f		1 1 0 2	0 0 0 0	0 0 0 1	0 0 0 0	0 0 0 0	0 0 0 0	2 0 0 1
Inning Stats	R: 1 H: 0 E: 1 LOB: 1 K: 0 BB: 0 S: 15 P: 24	R: 0 H: 2 E: 0 LOB: 1 K: 0 BB: 0 S: 10 P: 15	R: 4 H: 3 E: 0 LOB: 0 K: 1 BB: 1 S: 17 P: 31	R: 3 H: 5 E: 1 LOB: 2 K: 1 BB: 0 S: 17 P: 26	R: 0 H: 0 E: 0 LOB: 0 K: 1 BB: 0 S: 11 P: 17	R: 0 H: 0 E: 0 LOB: 0 K: 2 BB: 0 S: 8 P: 13	R: 0 H: 1 E: 0 LOB: 1 K: 0 BB: 0 S: 12 P: 21	R: 2 H: 2 E: 0 LOB: 3 K: 0 BB: 3 S: 16 P: 37	R: 0 H: 0 E: 0 LOB: 0 K: 0 BB: 1 S: 5 P: 12	R: 1 H: 2 E: 0 LOB: 1 K: 1 BB: 0 S: 11 P: 17	1B: 10 SF: 0 2B: 3 SAC: 1 3B: 0 DP: 1 HR: 2 HBP: 3						

PITCHER		IP	WLS	BF	H	R	ER	SO	BB	IBB	HBP	BLK	WP	HR	S	P	ERA	WHIP
Andy Ashby, R ERA: 2.79	(1, 1)	3.2		23	10	8	7	1	1	0	3	0	1	1	54	88	17.18	3.000
Brian Boehringer, R ERA: 5.07	(4, 1)	2.1		7	0	0	0	4	0	0	0	0	0	0	24	38	0.00	0.000
Randy Myers, L ERA: 4.04	(7, 1)	1.0		4	1	0	0	0	0	0	0	0	0	0	12	21	0.00	1.000
Donne Wall, R ERA: 2.81	(8, 1)	0.2		7	2	2	2	0	3	0	0	0	0	1	12	31	27.00	7.500
Scott Sanders, R ERA: 9.42	(8, 1)	0.1		1	0	0	0	0	0	0	0	0	0	0	4	6	0.00	0.000

PITCHER		IP	WLS	BF	H	R	ER	SO	BB	IBB	HBP	BLK	WP	HR	S	P	ERA	WHIP
Trevor Hoffman, R ERA: 1.67	(9, 1)	2.0	W	8	2	1	1	1	1	0	0	0	2	0	16	29	4.50	1.500

AB	41
R	11
H	15
RBI	10
BB	5
SO	6
LOB	20

WP: 3 PA: 50
PB: 0
SB: 0
CS: 3

Batter	1	2	3	4	5	6	7	8	9	AB	R	H	RBI	BB	SO	LOB
Quilvio Veras, S (1, 4) OBP: 0.385, SLG: 0.363	B B B C B 4-1 1B 1B BB		C B B X 2-1 ② G6-3		C B C F X 1-2 ① G3-1		C X 0-1 1B HR 1B	C F B X 1-2 ① G4-3		4	2	1	0	1	0	0
Steve Finley, L (1, 8) OBP: 0.305, SLG: 0.399	1 SAFE B C X 1-1 FC5-4 1B 1-3 1B		B X 1-0 BB 2B		C X 0-1 ② G4-3		B 1 SAFE C X 1-1 HR 1-3 1B	B B X 2-0 BB 1B		5	1	4	0	0	0	0
Ken Caminiti, S (1, 5) OBP: 0.364, SLG: 0.529	B S B X 2-1 FC5-4 1-2 3-H 1B		F B B B B 4-1 BB BB		B S X 1-1 ③ G3		X 0-0 1-H 3-H HR	B B B B 4-0 1-2 BB		3	1	2	4	2	0	0
Greg Vaughn, R (1, 7) OBP: 0.363, SLG: 0.625	C B X 1-1 ① FC5-4 G4-6-3 1-2f 2-3		B B F B B 4-1 1-2 2-3 BB			X 0-0 HR	B B B F F S 3-3 ① K	B F B F F S 2-3 ② K		4	1	1	1	1	2	4
Wally Joyner, L (1, 3) OBP: 0.382, SLG: 0.463	B X 1-0 ② ③ G4-6-3 1-2f		S X 0-1 ③ P2			C X 0-1 G3-1 1B 1B	B B B B C B 4-1 FC1-4 BB	B B F C F B F X 3-2 ③ F8		4	1	1	0	1	0	7
Mark Sweeney, L (1, 9) OBP: 0.325, SLG: 0.319		C B X 1-1 ① P6		B B C X 2-1 ① F7		B X 1-0 ① G3-1 1-2	B X 1-0 ② FC1-4 S 1-2f 1B		S C B X 1-2 ① G5-3	3	0	0	0	0	0	1
Ruben Rivera, R (7, PH) OBP: 0.341, SLG: 0.417 (7, 9)										2	1	0	0	0	0	1
Greg Myers, L (1, 2) OBP: 0.297, SLG: 0.359		C B B B X 3-1 ② F8		B C F X 1-2 G4-3 2B		B B X 2-0 2-H 1B	F C B B B B 4-2 1B 1-2 BB		C B F X 1-2 1B	4	0	3	1	1	0	0
Chris Gomez, R (1, 6) OBP: 0.341, SLG: 0.365		C X 0-1 ③ G5-3		B X 1-0 ② G4-3 2-3		P X 1-0 ② F8	B X 1-0 1-2 2-H 1B		B X 1-0 ② P4	5	0	1	1	0	0	3
Sterling Hitchcock, L (1, 1) OBP: 0.171, SLG: 0.150			C X 0-1 ① G3	C S S 0-3 ③ K		S X 0-1 ③ F7	C B F C 1-3 ③ K		C B S F B S 2-3 ③ K	4	0	0	0	0	2	4
Jim Leyritz, R (9, PH) OBP: 0.400, SLG: 0.486										1	0	0	0	0	1	1
Dan Miceli, R (9, 1) OBP: 1.000, SLG: 1.000										0	0	0	0	0	0	0
Inning Stats	R: 1 H: 2 E: 0 LOB: 1 K: 0 BB: 1 S: 8 P: 17	R: 0 H: 0 E: 0 LOB: 0 K: 0 BB: 0 S: 6 P: 10	R: 0 H: 1 E: 0 LOB: 3 K: 0 BB: 2 S: 9 P: 20	R: 0 H: 1 E: 0 LOB: 1 K: 1 BB: 0 S: 9 P: 13	R: 0 H: 0 E: 0 LOB: 0 K: 0 BB: 0 S: 8 P: 10	R: 2 H: 3 E: 0 LOB: 1 K: 0 BB: 0 S: 9 P: 12	R: 4 H: 4 E: 0 LOB: 2 K: 2 BB: 2 S: 16 P: 31	R: 0 H: 1 E: 0 LOB: 2 K: 1 BB: 1 S: 13 P: 25	R: 0 H: 1 E: 0 LOB: 1 K: 1 BB: 0 S: 11 P: 16	1B: 9 SF: 0 2B: 2 SAC: 0 3B: 0 DP: 1 HR: 2 HBP: 0						

TOP

San Diego Padres @ Milwaukee Brewers

Milwaukee County Stadium, Milwaukee, WI

Mon Aug 24 1998, 8:05 PM EDT
Att. 14,121 - Unknown - 77 F

livebaseballscorecards.com

AB	39
R	7
H	13
RBI	7
BB	6
SO	5
LOB	21

WP: 0 PA: 45
PB: 0
SB: 1
CS: 0

PITCHER		IP	WLS	BF	H	R	ER	SO	BB	IBB	HBP	BLK	WP	HR	S	P	ERA	WHIP
Steve Woodard, R ERA: 4.12	(1, 1)	6.0	L	29	9	5	5	1	3	0	0	0	0	1	53	87	7.50	2.000
Mike Myers, L ERA: 2.38	(7, 1)	1.0		7	2	2	2	2	2	0	0	0	0	1	12	26	18.00	4.000
Eric Plunk, R ERA: 4.04	(8, 1)	2.0		9	2	0	0	2	1	0	0	0	0	0	24	41	0.00	1.500

PITCHER	IP	WLS	BF	H	R	ER	SO	BB	IBB	HBP	BLK	WP	HR	S	P	ERA	WHIP

BOTTOM

Batter	1	2	3	4	5	6	7	8	9	AB	R	H	RBI	BB	SO	LOB
Fernando Vina, L (1, 4) OBP: 0.401, SLG: 0.438	B C X 1-1 S 2B 1B		B C C X 1-2 E3 FC6-5 1B	H 1-0 HBP		F B X 1-1 ② G5-3			C B F F X 2-2 ② G4-3	3	1	2	0	0	0	1
Jose Valentin, S (9, 6) OBP: 0.321, SLG: 0.398										1	0	0	0	0	0	0
Mark Loretta, R (1, 6) OBP: 0.386, SLG: 0.405 (9, 4)	B C B 1 SAFE B C F F F 3-2 X F8 ①		B B X 2-0 FC6-5 ① 2-3	B C B C X 2-2 F9 ③		B X 1-0 L7 ③			X 0-0 F7 ③	5	0	0	0	0	0	6
Dave Nilsson, L (1, 3) OBP: 0.336, SLG: 0.371	C B B C F X 2-2 1-H 2B		B B B C F X 3-2 F7 ②		S B B F B B 4-2 FC4 BB		C C S 0-3 K ①			3	0	1	1	1	1	1
Jeff Cirillo, R (1, 5) OBP: 0.408, SLG: 0.421	F F B B B F X 3-2 G5-3 ②		1 SAFE S F 1 SAFE 1 SAFE B F F S 1-3 K ③		X 0-0 F8 ①		B B B 4-0 G6-4-3 BB			3	0	0	0	1	1	3
Marquis Grissom, R (1, 8) OBP: 0.295, SLG: 0.364	C X 0-1 G4-3 ③			S S B X 1-2 1B E 1B	C B S B X 2-2 FC4 ② 1-2f 1B		X 0-0 G6-4-3 ② ③ 1-2f			4	1	1	0	0	0	3
Eric Plunk, R (8, 1)										0	0	0	0	0	0	0
Jeromy Burnitz, L (1, 9) OBP: 0.345, SLG: 0.489		C B B X 2-2 FC4-6 1B		X 0-0 E 1-3 1B	X 0-0 1-2 1B			B F B C T 2-2 K ①		4	0	3	0	0	1	0
Geoff Jenkins, L (1, 7) OBP: 0.279, SLG: 0.451	B B X 2-0 FC4-6 FC6-4 ① 1-2f			X 0-0 P2 ①	B X 1-0 G4-3 ③			C X 0-1 G3 ②		4	0	0	0	0	0	5
Mike Matheny, R (1, 2) OBP: 0.275, SLG: 0.333	B 1 SAFE F 1 SAFE S T X 1-2 FC6-4 ② 1-2f			B 1 SAFE S F B C 2-3 K ②		X 0-0 SH3-4 1B		B C F X 1-2 G6-3 ③		4	0	1	0	0	1	3
Steve Woodard, L (1, 1) OBP: 0.158, SLG: 0.211		C F B S 1-3 K ③		X 0-0 E6 1-3 3-H		1 SAFE B 1 SAFE X 1-0 SH3-4 ① 1-2			S C C 0-3 K ①	2	0	0	0	0	1	2
Mike Myers, L (7, 1)										0	0	0	0	0	0	0
Darrin Jackson, R (8, 8) OBP: 0.262, SLG: 0.376										1	0	0	0	0	1	0
Inning Stats	R: 1 E: 0 K: 0 S: 18 H: 2 LOB: 1 BB: 0 P: 27	R: 0 E: 0 K: 1 S: 11 H: 1 LOB: 1 BB: 0 P: 17	R: 0 E: 1 K: 1 S: 12 H: 1 LOB: 1 BB: 0 P: 19	R: 1 E: 1 K: 1 S: 12 H: 2 LOB: 3 BB: 0 P: 18	R: 0 E: 0 K: 0 S: 8 H: 1 LOB: 2 BB: 1 P: 15	R: 0 E: 0 K: 0 S: 5 H: 1 LOB: 1 BB: 0 P: 8	R: 0 E: 0 K: 1 S: 4 H: 0 LOB: 0 BB: 1 P: 8	R: 0 E: 0 K: 1 S: 8 H: 0 LOB: 0 BB: 0 P: 11	R: 0 E: 0 K: 1 S: 9 H: 0 LOB: 0 BB: 0 P: 11	1B: 7 2B: 1 3B: 0 HR: 0	SF: 0 SAC: 1 DP: 1 HBP: 1						

PITCHER	IP	WLS	BF	H	R	ER	SO	BB	IBB	HBP	BLK	WP	HR	S	P	ERA	WHIP
Sterling Hitchcock, L (1, 1) ERA: 3.97	8.0	W	35	8	2	1	5	2	0	1	0	0	0	78	123	1.12	1.250
Dan Miceli, R (9, 1) ERA: 2.8	1.0		3	0	0	0	1	0	0	0	0	0	0	9	11	0.00	0.000

PITCHER	IP	WLS	BF	H	R	ER	SO	BB	IBB	HBP	BLK	WP	HR	S	P	ERA	WHIP

San Diego Padres @ Milwaukee Brewers

Milwaukee County Stadium, Milwaukee, WI

Mon Aug 24 1998, 8:05 PM EDT

Att. 14,121 - Unknown - 77 F

livebaseballscorecards.com

AB	34
R	2
H	8
RBI	1
BB	2
SO	6
LOB	24

1B: 7	SF: 0	WP: 0	PA: 38
2B: 1	SAC: 1	PB: 0	
3B: 0	DP: 1	SB: 2	
HR: 0	HBP: 1	CS: 0	

Batter	1	2	3	4	5	6	7	8	9	AB	R	H	RBI	BB	SO	LOB
Quilvio Veras, S (1, 4) OBP: 0.383, SLG: 0.359	C B F B F B B 4-2 FC4-6 BB	C F B S 1-3 ② K		B B C F B F F F 3-2 ③ X G6-3		X 0-0 ③ 4-3		X 0-0 ③ FC4 1-2f		4	0	0	0	1	1	6
Steve Finley, L (1, 8) OBP: 0.304, SLG: 0.397	X 0-0 ① F8	B F C S 1-3 ③ K			C F B B F F B F 3-2 ① X P5		B B C B S X 3-2 G4-6-3 1B		X 0-0 ① F9	5	0	1	0	0	1	2
Ken Caminiti, S (1, 5) OBP: 0.364, SLG: 0.543	C B B B X 3-1 ② F7		B X 1-0 ① G4-3		B B X 2-0 HR		B S S F S 1-3 ① K		B B X 2-0 HR	5	2	2	2	0	1	2
Wally Joyner, L (1, 3) OBP: 0.378, SLG: 0.457	B X 1-0 ③ FC4-6 1-2f		C B F F S 1-3 ② K		F B X 1-1 ② F8		C B B 1 SAFE C X 2-2 ②③ G4-6-3 1-2f		X 0-0 ② G4-3	5	0	0	0	0	1	2
Mark Sweeney, L (1, 9) OBP: 0.346, SLG: 0.353		B C F B B X 3-2 1B 1B 2B	B B X 2-0 1B		B B C B B 4-1 BB			B X 1-0 BB BB 1B	C X 0-1 ③ 2B	4	1	4	0	1	0	0
Carlos Hernandez, R (1, 2) OBP: 0.314, SLG: 0.391		C C B X 1-2 BB 2-3 1B 1B	C X 0-1 ③ L3		S X 0-1 ③ G4-3			X 0-0 ① F9		4	1	1	0	0	0	3
Ruben Rivera, R (1, 7) OBP: 0.357, SLG: 0.417		C C B F B F B B 4-2 1B G4-3 1-2 BB		S B H 2-1 SH1-4 HBP		C B B B F B 4-2 G5-3 BB		B B B B 4-0 BB 1-2 BB		0	1	0	0	3	0	0
Chris Gomez, R (1, 6) OBP: 0.340, SLG: 0.364		X 0-0 G4-3 1-3 2-H 3-H 1B		C C C 0-3 ① K		F X 0-1 ① G5-3 1-2		B X 1-0 ② F7		4	0	1	2	0	1	4
Kevin Brown, R (1, 1) OBP: 0.211, SLG: 0.217 Greg Myers, L (8, PH) OBP: 0.301, SLG: 0.359 Dan Miceli, R (8, 1) OBP: 1.000, SLG: 1.000 Trevor Hoffman, R (9, 1)		C B S B F X 2-2 ① G4-3 1-2 3-H		X 0-0 ② SH1-4 1-2		B S C C 1-3 ② K		S S B B B B 4-2 FC4 1-2 2-3 BB		2 0 0 0	0 0 0 0	0 0 0 0	1 0 0 0	0 1 0 0	1 0 0 0	2 0 0 0
Inning Stats	R: 0 E: 0 K: 0 S: 7 H: 0 LOB: 1 BB: 1 P: 15	R: 3 E: 0 K: 2 S: 21 H: 3 LOB: 1 BB: 1 P: 33	R: 0 E: 0 K: 1 S: 8 H: 1 LOB: 1 BB: 0 P: 12	R: 0 E: 0 K: 1 S: 12 H: 0 LOB: 1 BB: 0 P: 17	R: 1 E: 0 K: 0 S: 13 H: 1 LOB: 1 BB: 1 P: 23	R: 0 E: 0 K: 1 S: 8 H: 0 LOB: 1 BB: 1 P: 13	R: 0 E: 0 K: 1 S: 10 H: 1 LOB: 0 BB: 0 P: 16	R: 0 E: 0 K: 0 S: 6 H: 1 LOB: 3 BB: 2 P: 16	R: 1 E: 0 K: 0 S: 5 H: 2 LOB: 1 BB: 0 P: 7	1B: 5 2B: 2 3B: 0 HR: 2	SF: 0 SAC: 1 DP: 1 HBP: 1			WP: 0 PB: 0 SB: 0 CS: 0	PA: 41	

PITCHER		IP	WLS	BF	H	R	ER	SO	BB	IBB	HBP	BLK	WP	HR	S	P	ERA	WHIP
Curt Schilling, R ERA: 3.21	(1, 1)	7.0	L	31	6	4	4	6	4	0	1	0	0	1	79	129	5.14	1.429
Wayne Gomes, R ERA: 4.17	(8, 1)	1.0		6	1	0	0	0	2	0	0	0	0	0	6	16	0.00	3.000
Mark Leiter, R ERA: 3.41	(9, 1)	1.0		4	2	1	1	0	0	0	0	0	0	1	5	7	9.00	2.000

PITCHER	IP	WLS	BF	H	R	ER	SO	BB	IBB	HBP	BLK	WP	HR	S	P	ERA	WHIP

TOP

San Diego Padres @ Philadelphia Phillies

Veterans Stadium, Philadelphia, PA

Tue Aug 25 1998, 7:05 PM EDT
Att. 18,100 - Cloudy - 86 F

livebaseballscorecards.com

AB	33
R	5
H	9
RBI	5
BB	6
SO	6
LOB	21

Batter	1	2	3	4	5	6	7	8	9	AB	R	H	RBI	BB	SO	LOB
Doug Glanville, R (1, 8) OBP: 0.353, SLG: 0.417	G6-3		FC1-6, 1B, 1-2f			HR, 2B		F3		4	1	1	0	0	0	2
Gregg Jefferies, S (1, 7) OBP: 0.333, SLG: 0.402	F7		1-2, 3-H, 1B			2-H, HR		P5		4	1	2	3	0	0	0
Scott Rolen, R (1, 5) OBP: 0.385, SLG: 0.523	K		F8			G4-3			FC3-6, BB	3	0	0	0	1	1	2
Rico Brogna, L (1, 3) OBP: 0.324, SLG: 0.451		K		G6-3		K			FC3-6, BB, 1-2f	4	0	0	0	0	2	1
Bobby Abreu, L (1, 9) OBP: 0.405, SLG: 0.490		G3-1		F9		F7			K	4	0	0	0	0	1	1
Mark Lewis, R (1, 4) OBP: 0.303, SLG: 0.354		K		K			G5-3		BB, 1-2	3	0	0	0	1	2	0
Bobby Estalella, R (1, 2) OBP: 0.250, SLG: 0.396			1B, 1B, 2B	F8			G6-3		K	4	1	1	0	0	1	2
Desi Relaford, S (1, 6) OBP: 0.309, SLG: 0.344			F7	F9			G4-3			3	0	0	0	0	0	1
Curt Schilling, R (1, 1) OBP: 0.143, SLG: 0.131 Wayne Gomes, R (8, 1) Kevin Sefcik, R (8, PH) OBP: 0.419, SLG: 0.413 Mark Leiter, R (9, 1)			FC1-6, 2-3, 1B	G4-3				F8		2 0 1 0	0 0 0 0	1 0 0 0	0 0 0 0	0 0 0 0	0 0 0 0	0 0 0 0
Inning Stats	R: 0 E: 0 K: 1 S: 10 H: 0 LOB: 0 BB: 0 P: 13	R: 0 E: 0 K: 2 S: 9 H: 0 LOB: 0 BB: 0 P: 13	R: 1 E: 0 K: 0 S: 11 H: 3 LOB: 2 BB: 0 P: 14	R: 0 E: 0 K: 1 S: 9 H: 0 LOB: 0 BB: 0 P: 14	R: 0 E: 0 K: 0 S: 9 H: 0 LOB: 0 BB: 0 P: 13	R: 2 E: 0 K: 1 S: 12 H: 2 LOB: 0 BB: 0 P: 17	R: 0 E: 0 K: 0 S: 9 H: 0 LOB: 0 BB: 0 P: 14	R: 0 E: 0 K: 0 S: 6 H: 0 LOB: 0 BB: 0 P: 10	R: 0 E: 0 K: 2 S: 12 H: 0 LOB: 2 BB: 2 P: 25	1B: 2 2B: 2 3B: 0 HR: 1	SF: 0 SAC: 0 DP: 0 HBP: 0			WP: 0 PB: 0 SB: 0 CS: 0	PA: 34		

PITCHER	IP	WLS	BF	H	R	ER	SO	BB	IBB	HBP	BLK	WP	HR	S	P	ERA	WHIP
Kevin Brown, R (1, 1) ERA: 2.43	7.0	W	26	5	3	3	5	0	0	0	0	0	1	69	98	3.86	0.714
Dan Miceli, R (8, 1) ERA: 2.76	1.0		3	0	0	0	0	0	0	0	0	0	0	6	10	0.00	0.000
Trevor Hoffman, R (9, 1) ERA: 1.64	1.0	S	5	0	0	0	2	2	0	0	0	0	0	12	25	0.00	2.000

PITCHER	IP	WLS	BF	H	R	ER	SO	BB	IBB	HBP	BLK	WP	HR	S	P	ERA	WHIP

BOTTOM

San Diego Padres @ Philadelphia Phillies

Veterans Stadium, Philadelphia, PA

Tue Aug 25 1998, 7:05 PM EDT

Att. 18,100 - Cloudy - 86 F

livebaseballscorecards.com

AB	32
R	3
H	5
RBI	3
BB	2
SO	7
LOB	9

San Diego Padres @ Philadelphia Phillies

Veterans Stadium, Philadelphia, PA

Wed Aug 26 1998, 7:05 PM EDT

Att. 15,656 - Cloudy - 85 F

livebaseballscorecards.com

Batter	1	2	3	4	5	6	7	8	9	AB	R	H	RBI	BB	SO	LOB
Quilvio Veras, S (1, 4) OBP: 0.382, SLG: 0.360	F B F F X 1-2 ① G3		C X 0-1 ① F7	B C F X 1-2 ② FC4-6 1-2f			C X 0-1 2B		C B S F C 1-3 ③ K	5	0	1	0	0	1	1
Steve Finley, L (1, 8) OBP: 0.303, SLG: 0.402	C T F X 0-2 HR		C C C B F X 1-2 ② F9	X 0-0 ③ G4-3			C B 2 SAFE F F X 1-2 ② F6			4	1	1	1	0	0	2
Ken Caminiti, S (1, 5) OBP: 0.363, SLG: 0.540	X 0-0 ② G4-3		C B X 1-1 ① WP BB 1B		B C X 1-1 ① P4		F B X 1-1 ③ G3			4	0	1	0	0	0	1
Greg Vaughn, R (1, 7) OBP: 0.364, SLG: 0.623	B X 1-0 1B		B B B B 4-0 WP 1-2 BB		B X 1-0 ② G5-3			C B X 1-1 ① F7		3	0	1	0	1	0	0
Wally Joyner, L (1, 3) OBP: 0.379, SLG: 0.459	B X 1-0 ③ F9		B B B I 4-0 1-2 2-3 IBB		C F B S 1-3 ③ K			F B X 1-1 2B		3	0	1	0	1	1	1
Mark Sweeney, L (1, 9) OBP: 0.337, SLG: 0.343 Ruben Rivera, R (8, 9) OBP: 0.357, SLG: 0.417		X 0-0 ① L7	B B X 2-0 ③ F8		C B B B F X 3-2 ① L1			B B C S S 2-3 ② K		4 0	0 0	0 0	0 0	0 0	1 0	4 0
Jim Leyritz, R (1, 2) OBP: 0.401, SLG: 0.491 Carlos Hernandez, R (8, 2) OBP: 0.314, SLG: 0.391		C B F B B F X 3-2 2B		B C X 1-1 2B 1B	F B B F C 2-3 ② K			S B X 1-1 ③ G4-3		4 0	1 0	2 0	0 0	0 0	1 0	1 0
Chris Gomez, R (1, 6) OBP: 0.339, SLG: 0.365		C B F B B X 2-2 ② G1-3		B 1 SAFE B C 1 SAFE F B F X 3-2 FC1 1-H 2B	S F X 0-2 ③ G4-3				C B F B B X 2-2 ① G6-3	4	0	1	1	0	0	1
Joey Hamilton, R (1, 1) OBP: 0.164, SLG: 0.233 Randy Myers, L (8, 1) Greg Myers, L (9, PH) OBP: 0.299, SLG: 0.357 Trevor Hoffman, R (9, 1)		F C C 0-3 ③ K		X 0-0 ① FC1 FC4-6 2-3			S S S 0-3 ① K		C C B F B F B F B X 3-2 ② L7	3 0 1 0	0 0 0 0	0 0 0 0	0 0 0 0	2 0 0 0	2 0 0 0	2 0 0 0

TOP	
AB	35
R	2
H	8
RBI	2
BB	2
SO	6
LOB	13

Inning Stats	1	2	3	4	5	6	7	8	9
	R: 1 E: 0 K: 0 S: 11	H: 2 LOB: 1 BB: 0 P: 14	R: 0 E: 0 K: 1 S: 11	H: 1 LOB: 1 BB: 0 P: 16	R: 0 E: 0 K: 0 S: 9	H: 1 LOB: 3 BB: 2 P: 21	R: 1 E: 0 K: 0 S: 11	H: 2 LOB: 1 BB: 0 P: 16	R: 0 E: 0 K: 1 S: 6	H: 0 LOB: 0 BB: 0 P: 9
	R: 0 E: 0 K: 1 S: 9	H: 0 LOB: 0 BB: 0 P: 14	R: 0 E: 0 K: 1 S: 11	H: 1 LOB: 1 BB: 0 P: 13	R: 0 E: 0 K: 1 S: 9	H: 1 LOB: 1 BB: 0 P: 14	R: 0 E: 0 K: 1 S: 12	H: 0 LOB: 0 BB: 0 P: 18	1B: 3 2B: 4 3B: 0 HR: 1	SF: 0 SAC: 0 DP: 0 HBP: 0

PITCHER		IP	WLS	BF	H	R	ER	SO	BB	IBB	HBP	BLK	WP	HR	S	P	ERA	WHIP
Mark Portugal, R ERA: 4.47	(1, 1)	7.0	L	30	7	2	2	4	1	1	0	0	1	1	68	103	2.57	1.143
Yorkis Perez, L ERA: 3.98	(8, 1)	0.2		3	1	0	0	1	0	0	0	0	0	0	7	11	0.00	1.500
Jerry Spradlin, R ERA: 3.34	(8, 1)	1.1		4	0	0	0	1	0	0	0	0	0	0	14	21	0.00	0.000

PITCHER	IP	WLS	BF	H	R	ER	SO	BB	IBB	HBP	BLK	WP	HR	S	P	ERA	WHIP

Batter	1	2	3	4	5	6	7	8	9	AB	R	H	RBI	BB	SO	LOB
Doug Glanville, R (1, 8) OBP: 0.352, SLG: 0.415	B B B C X 3-1 F7 ①		B C F B F B F B B 4-2 L3 BB		C C X 0-2 FC6-4 ② 1-2f		C F X 0-2 G4-3 ③			3	0	0	0	1	0	3
Gregg Jefferies, S (1, 7) OBP: 0.332, SLG: 0.403	C X 0-1 WP 2B		C B 1 SAFE B X 2-1 L3 ① ② 1-2		B X 1-0 F8 ③			B B C B X 3-1 L4 ①		4	0	1	0	0	0	2
Scott Rolen, R (1, 5) OBP: 0.384, SLG: 0.520	S B S B S 2-3 K ② 2-3		B X 1-0 G6-3 ③			B B B B 4-0 G1-6-3 BB		B B F X 2-1 G6-3 ②		3	0	0	0	1	1	1
Rico Brogna, L (1, 3) OBP: 0.321, SLG: 0.447	B F B B F S 3-3 K ③			X 0-0 L7 ①		C X 0-1 G1-6-3 ① ② 1-2f		S X 0-1 G4-3 ③		4	0	0	0	0	1	2
Bobby Abreu, L (1, 9) OBP: 0.403, SLG: 0.488		C B C B F X 2-2 F8 ①		C B C B X 2-1 1B		B C B C S 2-3 K ③			B C B S S 2-3 K ①	4	0	1	0	0	2	0
Mark Lewis, R (1, 4) OBP: 0.305, SLG: 0.354		C B X 1-1 1B 1B		F 1 SAFE C B B X 2-2 F3 ②			C B B C F B B 4-2 23 F9 BB BB		C S B F B F C 2-3 K ②	3	0	1	0	1	1	1
Bobby Estalella, R (1, 2) OBP: 0.250, SLG: 0.390	X 0-0 1-2 1B			X 0-0 F7 ③			B C C C X 1-2 F9 ①		B X 1-0 L3 ③	4	0	1	0	0	0	2
Alex Arias, R (1, 6) OBP: 0.357, SLG: 0.347		C S B F F B X 2-2 P4 ②			C B B B C B X 3-2 L7 ①		B B B C F B 4-2 1-2 BB			2	0	0	0	1	0	2
Mark Portugal, R (1, 1) OBP: 0.275, SLG: 0.324 23 Kevin Jordan, R (7, PH) OBP: 0.306, SLG: 0.365 Yorkis Perez, L (8, 1) Jerry Spradlin, S (8, 1) OBP: 1.000, SLG: 2.000		B S C C 1-3 K ③			B X 1-0 FC6-4 1B		B X 1-0 F9 ② 2-3			2 1 0 0	0 0 0 0	1 0 0 0	0 0 0 0	0 0 0 0	1 0 0 0	2 2 0 0
Inning Stats	R: 0 H: 1 E: 0 LOB: 1 K: 2 BB: 0 S: 10 P: 18	R: 0 H: 2 E: 0 LOB: 2 K: 1 BB: 0 S: 15 P: 21	R: 0 H: 0 E: 0 LOB: 0 K: 0 BB: 1 S: 7 P: 14	R: 0 H: 1 E: 0 LOB: 1 K: 0 BB: 0 S: 7 P: 11	R: 0 H: 1 E: 0 LOB: 1 K: 0 BB: 0 S: 8 P: 13	R: 0 H: 0 E: 0 LOB: 0 K: 1 BB: 1 S: 5 P: 11	R: 0 H: 0 E: 0 LOB: 2 K: 0 BB: 2 S: 12 P: 22	R: 0 H: 0 E: 0 LOB: 0 K: 0 BB: 0 S: 6 P: 11	R: 0 H: 0 E: 0 LOB: 0 K: 2 BB: 0 S: 9 P: 14	1B: 4 2B: 2 3B: 0 HR: 0	SF: 0 SAC: 0 DP: 2 HBP: 0						

PITCHER	IP	WLS	BF	H	R	ER	SO	BB	IBB	HBP	BLK	WP	HR	S	P	ERA	WHIP
Joey Hamilton, R (1, 1) ERA: 4.5	7.0	W	28	5	0	0	4	4	0	0	0	1	0	64	110	0.00	1.286
Randy Myers, L (8, 1) ERA: 3.96	1.0		3	0	0	0	0	0	0	0	0	0	0	6	11	0.00	0.000
Trevor Hoffman, R (9, 1) ERA: 1.61	1.0	S	3	0	0	0	2	0	0	0	0	0	0	9	14	0.00	0.000

PITCHER	IP	WLS	BF	H	R	ER	SO	BB	IBB	HBP	BLK	WP	HR	S	P	ERA	WHIP

BOTTOM

San Diego Padres @ Philadelphia Phillies

Veterans Stadium, Philadelphia, PA

Wed Aug 26 1998, 7:05 PM EDT

Att. 15,656 - Cloudy - 85 F

livebaseballscorecards.com

AB	30
R	0
H	5
RBI	0
BB	4
SO	6
LOB	17

Batter	1	2	3	4	5	6	7	8	9	AB	R	H	RBI	BB	SO	LOB
Steve Finley, L (1, 8) OBP: 0.301, SLG: 0.398	K	K			G4-3	K			SF8 2-3 3-H	4	0	0	1	0	3	1
Ed Giovanola, L (1, 4) OBP: 0.322, SLG: 0.315	HR 1B		G4-6-3 BB		G6-3		F3		G3	4	1	1	0	1	0	1
Ken Caminiti, S (1, 5) OBP: 0.365, SLG: 0.549	SAFE 1-H HR		G4-6-3 1-2f			FC6-4 1B	F7		K	3	1	2	2	0	0	1
George Arias, R (6, 5) OBP: 0.222, SLG: 0.222										2	0	0	0	0	1	1
Greg Vaughn, R (1, 7) OBP: 0.364, SLG: 0.620	1B 1B		L7			FC6-4 E 1-2f HR	F7			4	1	1	0	0	0	1
Jim Leyritz, R (9, 7) OBP: 0.401, SLG: 0.491										0	0	0	0	0	0	0
Mark Sweeney, L (1, 3) OBP: 0.347, SLG: 0.381	1-2 1B			SF8 3B		E4 1-2 HR		G5-3-2 3B		4	2	3	0	0	0	1
Ruben Rivera, R (1, 9) OBP: 0.355, SLG: 0.434	K			P5		1-H 2-H HR		G5-3		4	1	1	3	0	1	4
Carlos Hernandez, R (1, 2) OBP: 0.311, SLG: 0.387	K			SF8 3-H		G1-3		G5-3-2 3-Hf		3	0	0	1	0	1	3
Scott Sanders, R (9, 1)										0	0	0	0	0	0	0
Andy Sheets, R (1, 6) OBP: 0.324, SLG: 0.376		K		K		HR			2B SF8 BB	3	2	1	1	1	2	0
58 Stan Spencer, R (1, 1) OBP: 0.333, SLG: 0.667		F7			K	2B			SF8 1-3 2B	3	0	1	0	0	1	0
Brian Boehringer, S (7, 1)										0	0	0	0	0	0	0
Greg Myers, L (9, PH) OBP: 0.304, SLG: 0.368										1	0	1	0	0	0	0
(9, 2)																
Inning Stats	R: 2 E: 0 K: 3 S: 23 H: 4 LOB: 2 BB: 0 P: 36	R: 0 E: 0 K: 2 S: 8 H: 0 LOB: 0 BB: 0 P: 11	R: 0 E: 0 K: 0 S: 8 H: 0 LOB: 0 BB: 1 P: 14	R: 1 E: 0 K: 1 S: 8 H: 1 LOB: 0 BB: 0 P: 11	R: 0 E: 0 K: 1 S: 7 H: 0 LOB: 0 BB: 0 P: 9	R: 4 E: 1 K: 1 S: 18 H: 4 LOB: 1 BB: 0 P: 26	R: 0 E: 0 K: 0 S: 4 H: 0 LOB: 0 BB: 0 P: 7	R: 0 E: 0 K: 0 S: 4 H: 1 LOB: 0 BB: 0 P: 7	R: 1 E: 0 K: 1 S: 9 H: 1 LOB: 1 BB: 1 P: 19	1B: 4 2B: 3 3B: 2 HR: 3 SF: 2 SAC: 0 DP: 2 HBP: 0						

PITCHER		IP	WLS	BF	H	R	ER	SO	BB	IBB	HBP	BLK	WP	HR	S	P	ERA	WHIP
Paul Byrd, R ERA: 3.16	(1, 1)	5.2	L	27	9	7	5	7	1	0	0	0	0	3	65	98	7.94	1.765
Yorkis Perez, L ERA: 3.95	(6, 1)	0.1		1	0	0	0	1	0	0	0	0	0	0	7	9	0.00	0.000
Ken Ryan, R ERA: 2.63	(7, 1)	1.0		3	0	0	0	0	0	0	0	0	0	0	4	7	0.00	0.000
Mike Grace, R ERA: 5.59	(8, 1)	1.0		3	1	0	0	0	0	0	0	0	0	0	4	7	0.00	1.000
Mark Leiter, R ERA: 3.48	(9, 1)	1.0		5	1	1	1	1	1	0	0	0	0	0	9	19	9.00	2.000

PITCHER	IP	WLS	BF	H	R	ER	SO	BB	IBB	HBP	BLK	WP	HR	S	P	ERA	WHIP

San Diego Padres @ Philadelphia Phillies

Veterans Stadium, Philadelphia, PA

Thu Aug 27 1998, 3:33 AM EDT

Att. 23,371 - Cloudy - 80 F

TOP

livebaseballscorecards.com

AB	35
R	8
H	11
RBI	8
BB	2
SO	9
LOB	13

WP: 0	PA: 39		
PB: 0			
SB: 0			
CS: 0			

BOTTOM

San Diego Padres @ Philadelphia Phillies

Veterans Stadium, Philadelphia, PA

Thu Aug 27 1998, 3:33 AM EDT

Att. 23,371 - Cloudy - 80 F

livebaseballscorecards.com

Batter	1	2	3	4	5	6	7	8	9	AB	R	H	RBI	BB	SO	LOB
Doug Glanville, R (1, 8) OBP: 0.351, SLG: 0.414	B C S B F B X 3-2 S 1B		S F B B X 2-2 ② FC3-6 1-2f		C X 0-1 ② F9			C B X 1-1 ① F8		4	0	1	0	0	0	2
Gregg Jefferies, S (1, 7) OBP: 0.331, SLG: 0.402	B 1 SAFE C 1 SAFE B X 2-1 ① F7		B F 1 SAFE X 1-1 ③ F7		B X 1-0 1-2 1B			B B C C F F F B X 3-2 ② G6-3		4	0	1	0	0	0	2
Scott Rolen, R (1, 5) OBP: 0.383, SLG: 0.518	C 1 SAFE F 1 SAFE B B B S 3-3 ② K 1-2			B C B F T 2-2 ① K	B S F X 1-2 ③ L9			S B C F B X 2-2 2B 1B		4	0	1	0	0	2	3
Rico Brogna, L (1, 3) OBP: 0.321, SLG: 0.447	F S X 0-2 ③ F7			S B B F S 2-3 ② K	F X 0-1 ① F7			B X 1-0 1-3 2B		4	0	1	0	0	1	1
23 Kevin Jordan, R (1, 4) OBP: 0.309, SLG: 0.365		C B F F F B F X 2-2 ① F6		B F B B S F F B 4-2 2B BB	C B B X 2-1 L4-3 1B			C F X 0-2 ③ P6		3	1	1	0	1	0	2
Bobby Abreu, L (1, 9) OBP: 0.402, SLG: 0.488		B B C B C C 3-3 ② K	B 1 SAFE B B B X 3-0 1-H 2B		B F X 1-1 ②③ L4-3 1-2				B C B X 2-1 ① G4-3	4	0	1	1	0	1	1
Mark Parent, R (1, 2) OBP: 0.281, SLG: 0.287		F B B B F S 3-3 ③ K2-3	B F B S C 2-3 ③ K			X 0-0 ① L9			C X 0-1 2B	4	0	1	0	0	2	1
Desi Relaford, S (1, 6) OBP: 0.306, SLG: 0.341			C B X 1-1 ① F8		B B F F F S 2-3 ① K				F C B S 1-3 ② K	4	0	0	0	0	2	1
Paul Byrd, R (1, 1) OBP: 0.556, SLG: 0.429 Yorkis Perez, L (6, 1) Ken Ryan, R (7, 1) Ruben Amaro Jr, S (7, PH) OBP: 0.227, SLG: 0.267 Mike Grace, R (8, 1) OBP: 0.160, SLG: 0.087 Mark Leiter, R (9, 1) Kevin Sefcik, R (9, PH) OBP: 0.415, SLG: 0.409			C X 0-1 FC3-6 1B		C H 1-1 1B HBP				B S F X 1-2 ③ L9	1 0 0 1 0 0 0 1	0 0 0 0 0 0 0 0	1 0 0 0 0 0 0 0	0 0 0 0 0 0 0 0	0 0 0 0 0 0 0 0	0 0 0 0 0 0 0 0	0 0 0 0 0 0 0 1
Inning Stats	R: 0 E: 0 K: 1 S: 12 H: 1 LOB: 1 BB: 0 P: 20	R: 0 E: 0 K: 2 S: 12 H: 0 LOB: 0 BB: 0 P: 20	R: 0 E: 0 K: 0 S: 9 H: 1 LOB: 1 BB: 0 P: 13	R: 1 E: 0 K: 3 S: 14 H: 1 LOB: 1 BB: 1 P: 27	R: 0 E: 0 K: 1 S: 11 H: 1 LOB: 2 BB: 0 P: 16	R: 0 E: 0 K: 0 S: 6 H: 1 LOB: 0 BB: 0 P: 9	R: 0 E: 0 K: 0 S: 12 H: 0 LOB: 0 BB: 0 P: 17	R: 0 E: 0 K: 0 S: 16 H: 2 LOB: 2 BB: 0 P: 23	R: 0 E: 0 K: 1 S: 10 H: 1 LOB: 1 BB: 0 P: 14	1B: 5 2B: 4 3B: 0 HR: 0	SF: 0 SAC: 0 DP: 1 HBP: 1						

	AB	34
	R	1
	H	8
	RBI	1
	BB	1
	SO	8
	LOB	14

	WP: 0	PA: 36
	PB: 0	
	SB: 1	
	CS: 0	

PITCHER		IP	WLS	BF	H	R	ER	SO	BB	IBB	HBP	BLK	WP	HR	S	P	ERA	WHIP
58 Stan Spencer, R ERA: 1.5	(1, 1)	6.0	W	24	5	1	1	7	1	0	1	0	0	0	64	105	1.50	1.000
Brian Boehringer, R ERA: 4.91	(7, 1)	2.0		8	2	0	0	0	0	0	0	0	0	0	28	40	0.00	1.000
Scott Sanders, R ERA: 9.1	(9, 1)	1.0		4	1	0	0	1	0	0	0	0	0	0	10	14	0.00	1.000

PITCHER	IP	WLS	BF	H	R	ER	SO	BB	IBB	HBP	BLK	WP	HR	S	P	ERA	WHIP

Montreal Expos @ San Diego Padres

Qualcomm Stadium, San Diego, CA

Fri Aug 28 1998, 10:05 PM EDT

Att. 21,518 - Unknown - 82 F

TOP

livebaseballscorecards.com

Batter	1	2	3	4	5	6	7	8	9	AB	R	H	RBI	BB	SO	LOB
Wilton Guerrero, S (1, 4) OBP: 0.295, SLG: 0.347	X 0-0 G3-6-3 1B WP 1B	F B S F B F F X 2-2 S 3-H 1B		F X 0-1 ① F8	S B X 1-1 ② F8			B F C X 1-2 1B		5	1	3	1	0	0	0
Terry Jones, S (1, 8) OBP: 0.302, SLG: 0.317	X 0-0 G3-6-3 1-2 1B	P S 1 B S F B B SAFE 4-2 1-2 BB		X 0-0 G4-3 S 1B 1B	C B F S 1-3 ③ K			C F X 0-2 ② L8		4	1	2	0	1	1	1
F.P. Santangelo, S (1, 7) OBP: 0.337, SLG: 0.305 Ugueth Urbina, R (8, 1)	X 0-0 ① ② G3-6-3 1-2f 2-3	C B S X 1-2 ③ G4-3		B 1 B X SAFE 2-0 ② G4-3 1-3		B B F F B X 3-2 ① G3		F C F F S 0-3 ③ K		5 0	0 0	0 0	0 0	0 0	1 0	6 0
Vladimir Guerrero, R (1, 9) OBP: 0.371, SLG: 0.602	C H 1-1 WP 2B HBP	S B X 1-1 HR		B B B I 4-0 BB 1B IBB		C F F S 0-3 K CS			C S X 0-2 ① F9	3	3	1	1	1	1	0
Brad Fullmer, L (1, 3) OBP: 0.330, SLG: 0.462 Steve Kline, S (6, 1) Derrick May, L (8, 7) OBP: 0.277, SLG: 0.333 Robert Perez, R (9, PH) OBP: 0.222, SLG: 0.295	B X 1-0 1-H 3-H 2B	C F X 0-2 ① P5		B B B B C B 4-1 1B 1-2 1B BB		B B C S T 2-2 ② K			B X 1-0 ② G6-3	3 0 0 1	1 0 0 0	1 0 0 0	1 0 0 0	1 0 0 0	1 0 0 0	1 0 0 0
Chris Widger, R (1, 2) OBP: 0.278, SLG: 0.374 Bob Henley, R (6, 2) OBP: 0.391, SLG: 0.466	F S B B F X 2-2 ③ G5-3	S B B B S F X 3-2 HR		B C F X 1-2 1B 1-2 2-H 3-H 1B		1 SAFE C B F F F B 2-2 ③ CS 1-2	B C C F S 1-3 ① K		C B X 1-1 ③ G5-3	3 2	1 0	2 0	3 0	0 0	0 1	1 0
Shane Andrews, R (1, 5) OBP: 0.298, SLG: 0.430		C B B C S 2-3 ① K	F F X 0-2 1B	F B B B S F X 3-2 1-3 2-H 1B			C F C 0-3 ② K			4	0	2	1	0	2	0
Orlando Cabrera, R (1, 6) OBP: 0.308, SLG: 0.404 Shayne Bennett, R (4, 1) Ryan McGuire, L (6, 3) OBP: 0.308, SLG: 0.263		B C B X 2-1 G6-3 1B 2B	C B 1 SAFE X 1-1 ② P5	X 0-0 ③ G1-3			F X 0-1 ③ P5			3 0 1	1 0 0	1 0 0	0 0 0	0 0 0	0 0 0	3 0 0
Javier Vazquez, R (1, 1) OBP: 0.213, SLG: 0.222 Mike Maddux, L (4, 1) Mike Mordecai, R (4, 6) OBP: 0.241, SLG: 0.297		B B B C X 3-1 ② G6-3 2-3	B C F X 1-2 ③ G5-3		B C C T 1-2 ① K			B C F F F X 1-2 ① F7		2 0 2	0 0 0	0 0 0	0 0 0	0 0 1	0 0 0	2 0 0
Inning Stats	R: 2 E: 0 K: 0 S: 9 H: 3 LOB: 1 BB: 0 P: 13	R: 1 E: 0 K: 1 S: 21 H: 2 LOB: 2 BB: 1 P: 34	R: 2 E: 0 K: 0 S: 17 H: 3 LOB: 1 BB: 0 P: 23	R: 3 E: 0 K: 0 S: 13 H: 3 LOB: 2 BB: 2 P: 27	R: 0 E: 0 K: 2 S: 8 H: 0 LOB: 0 BB: 0 P: 11	R: 0 E: 0 K: 2 S: 14 H: 0 LOB: 0 BB: 0 P: 21	R: 0 E: 0 K: 2 S: 9 H: 0 LOB: 0 BB: 0 P: 10	R: 0 E: 0 K: 1 S: 17 H: 1 LOB: 1 BB: 0 P: 19	R: 0 E: 0 K: 0 S: 6 H: 0 LOB: 0 BB: 0 P: 8	1B: 8 2B: 2 3B: 0 HR: 2 SF: 0 SAC: 0 DP: 1 HBP: 1						

AB	38
R	8
H	12
RBI	7
BB	3
SO	8
LOB	14

WP: 2 PB: 0 SB: 2 CS: 1 PA: 43

PITCHER		IP	WLS	BF	H	R	ER	SO	BB	IBB	HBP	BLK	WP	HR	S	P	ERA	WHIP
Andy Ashby, R ERA: 3.09	(1, 1)	3.2		23	9	8	8	1	2	1	1	0	1	2	52	85	19.64	3.000
Scott Sanders, R ERA: 9.0	(4, 1)	0.1		3	2	0	0	0	0	0	0	0	0	0	8	12	0.00	6.000
Brian Boehringer, R ERA: 4.83	(5, 1)	1.0		3	0	0	0	2	0	0	0	0	0	0	8	11	0.00	0.000
Donne Wall, R ERA: 2.72	(6, 1)	2.0	W	6	0	0	0	4	0	0	0	0	1	0	23	31	0.00	0.000
Dan Miceli, R ERA: 2.71	(8, 1)	1.0		4	1	0	0	1	0	0	0	0	0	0	17	19	0.00	1.000

PITCHER		IP	WLS	BF	H	R	ER	SO	BB	IBB	HBP	BLK	WP	HR	S	P	ERA	WHIP
Randy Myers, L ERA: 3.88	(9, 1)	1.0		3	0	0	0	0	0	0	0	0	0	0	6	8	0.00	0.000

Batter	1	2	3	4	5	6	7	8	9	AB	R	H	RBI	BB	SO	LOB
Quilvio Veras, S (1, 4) OBP: 0.384, SLG: 0.361	B X 1-0 E S WP 1B		B S B X 2-1 ① L5	F B B F B B 4-2 1B WP BB 1-2 2-3 3-H	B B F F F B X 3-2 CS 1B	B X 1-0 ③ G5-3				4	2	2	1	1	0	3
Steve Finley, L (1, 8) OBP: 0.300, SLG: 0.397	C F B F C 1-3 ① K		F B X 1-1 ② G4-3	X 0-0 WP BB BB 1B 1-3 2-H 3-H	1 SAFE 1 SAFE C F B 1 B B C SAFE 3-3 ②③ K 1-2		C X 0-1 ① F7			5	1	1	2	0	2	2
Ken Caminiti, S (1, 5) OBP: 0.366, SLG: 0.545	B B B F S S 3-3 ② K 1-3		B B F T X 2-2 ③ G3	B F B 1 SAFE B B F F B 4-2 BB WP 1B 1-2 BB		F B C B B F B 4-2 1B 1B BB	F B S B B S 3-3 ② K			3	2	0	0	2	2	1
Greg Vaughn, R (1, 7) OBP: 0.368, SLG: 0.627	B B B C B 4-1 BB 3-H			X 0-0 HR C B S C 2-3 ② K		X 0-0 BB 1B 1B 1-3	B B B B 4-0 BB			3	2	2	1	2	1	3
Mark Sweeney, L (1, 9) OBP: 0.357, SLG: 0.403 Ruben Rivera, R (7, PH) OBP: 0.353, SLG: 0.431 (8, 9)	B F B S X 2-2 ③ G3			C S X 1-1 HR B B B A B 4-1 1B BB 1-2 2-3 3-H		B B B S B 4-1 1B BB 1-2	F C B S 1-3 ③ K			2	2	1	1	2	0	1
Jim Leyritz, R (1, 3) OBP: 0.398, SLG: 0.483		C C F B B B C 3-3 ① K		C S X 3-2 ① F9 B B B A B 4-1 1B BB 1-2 2-3 3-H		B S X 1-1 ① F8		X 0-0 ① G6-3		4	0	0	1	1	1	3
Carlos Hernandez, R (1, 2) OBP: 0.317, SLG: 0.390	C S F H 1-2 HBP			B B B A B 4-2 1B 1B BB BB C S X 1-2 1B 1-2 2-H 3-H		X 0-0 BB 1B 1-3 2-H 3-H		C B B F F X 2-2 ② G6-3		3	1	2	4	1	0	0
Chris Gomez, R (1, 6) OBP: 0.340, SLG: 0.364	B C B F X 2-2 ② P4			B B B A B 2-1 BB 1B 1B 1-2 C B S C 2-3 ③ K		C B B B B 4-1 1-2 BB		B X 1-0 ③ G6-3		4	1	1	0	1	1	3
Andy Ashby, R (1, 1) OBP: 0.149, SLG: 0.154 Scott Sanders, R (4, 1) Greg Myers, L (4, PH) OBP: 0.308, SLG: 0.372 Brian Boehringer, S (5, 1) Ed Giovanola, L (5, PH) OBP: 0.320, SLG: 0.313 Donne Wall, R (6, 1) OBP: 0.286, SLG: 0.286 Dan Miceli, R (8, 1) OBP: 1.000, SLG: 1.000 Randy Myers, L (9, 1)	S C S 0-3 ③ K			B S C B X 2-2 BB 1B 1-2 2-3 1B	F B B X 2-1 ① F9	F B F C 1-3 ② K				1 0 1 0 1 1 0 0	0 0 1 0 0 0 0 0	0 0 1 0 0 0 0 0	0 0 0 0 0 0 0 0	0 0 0 0 0 0 0 0	1 0 0 0 0 1 0 0	1 0 0 0 0 3 0 0
Inning Stats	R: 1 H: 1 E: 1 LOB: 1 K: 2 BB: 1 S: 12 P: 23	R: 0 H: 0 E: 0 LOB: 1 K: 2 BB: 0 S: 13 P: 19	R: 0 H: 0 E: 0 LOB: 0 K: 0 BB: 0 S: 7 P: 12	R: 9 H: 6 E: 0 LOB: 2 K: 2 BB: 5 S: 30 P: 63	R: 0 H: 1 E: 0 LOB: 0 K: 1 BB: 0 S: 9 P: 17	R: 2 H: 2 E: 0 LOB: 3 K: 1 BB: 3 S: 13 P: 28	R: 0 H: 0 E: 0 LOB: 1 K: 2 BB: 1 S: 8 P: 16	R: 0 H: 0 E: 0 LOB: 0 K: 0 BB: 0 S: 6 P: 9		1B: 8 SF: 0 2B: 0 SAC: 0 3B: 0 DP: 0 HR: 2 HBP: 1						

BOTTOM

Montreal Expos @ San Diego Padres

Qualcomm Stadium, San Diego, CA

Fri Aug 28 1998, 10:05 PM EDT
Att. 21,518 - Unknown - 82 F

livebaseballscorecards.com

AB	33
R	12
H	10
RBI	10
BB	10
SO	10
LOB	21

WP: 2 PA: 44
PB: 0
SB: 1
CS: 1

PITCHER		IP	WLS	BF	H	R	ER	SO	BB	IBB	HBP	BLK	WP	HR	S	P	ERA	WHIP
Javier Vazquez, R ERA: 5.88	(1, 1)	3.1		19	5	7	6	4	3	0	1	0	1	2	47	85	16.20	2.400
Mike Maddux, R ERA: 4.22	(4, 1)	0.1	L	5	1	1	1	1	3	0	0	0	1	0	9	23	27.00	12.000
Shayne Bennett, R ERA: 4.75	(4, 1)	1.2		11	4	4	4	2	3	0	0	0	0	0	24	48	21.60	4.200
Steve Kline, L ERA: 3.02	(6, 1)	1.2		6	0	0	0	3	1	0	0	0	0	0	12	22	0.00	0.600
Ugueth Urbina, R ERA: 1.29	(8, 1)	1.0		3	0	0	0	0	0	0	0	0	0	0	6	9	0.00	0.000

PITCHER	IP	WLS	BF	H	R	ER	SO	BB	IBB	HBP	BLK	WP	HR	S	P	ERA	WHIP

Batter	1	2	3	4	5	6	7	8	9	AB	R	H	RBI	BB	SO	LOB
Wilton Guerrero, S (1, 4) OBP: 0.294, SLG: 0.346	C F S 0-3 ① K2-3		X 0-0 ① G6-3		C F F X 0-2 ① 1B			B S F B B X 3-2 ① F8		4	0	1	0	0	1	0
Terry Jones, S (1, 8) OBP: 0.294, SLG: 0.308	B C C S 1-3 ② K		C S S 0-3 ② K2-3		B X 1-0 ② F9			X 0-0 ② P3		4	0	0	0	0	2	1
Chris Widger, R (1, 2) OBP: 0.276, SLG: 0.370	B C S S 1-3 ③ K		F S B B F S 2-3 ③ K		1 SAFE S B B 1 S C SAFE 2-3 ③ K			F S C 0-3 ③ K		4	0	0	0	0	4	1
Vladimir Guerrero, R (1, 9) OBP: 0.371, SLG: 0.605		B S X 1-1 ① G5-3		X 0-0 HR		S F S 0-3 ① K			S B F B S 2-3 ① K	4	1	1	1	0	2	0
Shane Andrews, R (1, 5) OBP: 0.298, SLG: 0.430		X 0-0 1B 2B		B C S B B S 3-3 ① K		C S B S 2-3 ② K			S B S C 1-3 ② K	4	1	1	0	0	3	0
Robert Perez, R (1, 7) OBP: 0.217, SLG: 0.288		B X 1-0 ② G6-3		B S B X 2-1 ② F7		S S B B B S 3-3 ③ K			C B B B X 3-1 ③ G4-1	3	0	0	0	0	1	1
F.P. Santangelo, S (6, 7) OBP: 0.337, SLG: 0.305										1	0	0	0	0	0	0
Orlando Cabrera, R (1, 6) OBP: 0.313, SLG: 0.408		X 0-0 2-H 1B		X 0-0 1B			C S F X 0-2 ① G5-3			3	0	2	1	0	0	0
Ryan McGuire, L (1, 3) OBP: 0.304, SLG: 0.259		1 SAFE C C B S 1-3 ③ K		F B 1 SAFE B X 2-1 ③ F8			C B C F S 1-3 ② K2-3			3	0	0	0	0	2	2
Dustin Hermanson, R (1, 1) OBP: 0.296, SLG: 0.227			B X 1-0 HR		F S S 0-3 ① K		C B S B B C 3-3 ③ K			3	1	1	1	0	2	0
Steve Kline, S (8, 1)										0	0	0	0	0	0	0
Ugueth Urbina, R (9, 1)										0	0	0	0	0	0	0
Inning Stats	R: 0 E: 0 K: 3 S: 9 H: 0 LOB: 0 BB: 0 P: 11	R: 1 E: 0 K: 1 S: 8 H: 2 LOB: 1 BB: 0 P: 11	R: 1 E: 0 K: 2 S: 9 H: 1 LOB: 0 BB: 0 P: 12	R: 1 E: 0 K: 1 S: 9 H: 2 LOB: 1 BB: 0 P: 16	R: 0 E: 0 K: 2 S: 11 H: 1 LOB: 1 BB: 0 P: 14	R: 0 E: 0 K: 3 S: 9 H: 0 LOB: 0 BB: 0 P: 14	R: 0 E: 0 K: 2 S: 11 H: 0 LOB: 0 BB: 0 P: 15	R: 0 E: 0 K: 1 S: 7 H: 0 LOB: 0 BB: 0 P: 10	R: 0 E: 0 K: 2 S: 8 H: 0 LOB: 0 BB: 0 P: 14	1B: 3 2B: 1 3B: 0 HR: 2 SF: 0 SAC: 0 DP: 0 HBP: 0						

TOP

Montreal Expos @ San Diego Padres

Qualcomm Stadium, San Diego, CA

Sat Aug 29 1998, 10:05 PM EDT

Att. 52,661 - Cloudy - 82 F

livebaseballscorecards.com

AB	33
R	3
H	6
RBI	3
BB	0
SO	17
LOB	5

WP: 0 PB: 0 SB: 0 CS: 0 PA: 33

PITCHER		IP	WLS	BF	H	R	ER	SO	BB	IBB	HBP	BLK	WP	HR	S	P	ERA	WHIP
Sterling Hitchcock, L ERA: 3.94	(1, 1)	8.0	L	30	6	3	3	15	0	0	0	0	0	2	73	103	3.38	0.750
Scott Sanders, R ERA: 8.71	(9, 1)	1.0		3	0	0	0	2	0	0	0	0	0	0	8	14	0.00	0.000

PITCHER		IP	WLS	BF	H	R	ER	SO	BB	IBB	HBP	BLK	WP	HR	S	P	ERA	WHIP

Montreal Expos @ San Diego Padres

Qualcomm Stadium, San Diego, CA

Sat Aug 29 1998, 10:05 PM EDT

Att. 52,661 - Cloudy - 82 F

BOTTOM

Batter	1	2	3	4	5	6	7	8	9	AB	R	H	RBI	BB	SO	LOB
Quilvio Veras, S (1, 4) OBP: 0.383, SLG: 0.359	2-3 K ①		3-1 F8 ③			0-1 F8 ①		4-2 BB		3	0	0	0	1	1	0
Steve Finley, L (1, 8) OBP: 0.298, SLG: 0.394	1-3 K ②			2-1 G3-1 ①		0-1 F8 ②		0-0 G3 ③		4	0	0	0	0	1	1
Ken Caminiti, S (1, 5) OBP: 0.365, SLG: 0.540	4-1 BB			1-1 F9 ②		0-0 P2 ③			1-0 F8 ①	3	0	0	0	1	0	0
Greg Vaughn, R (1, 7) OBP: 0.367, SLG: 0.623	2-2 G3 ③			2-0 F8 ③			0-0 L7 ①		4-2 BB DI	3	0	0	0	1	0	1
Mark Sweeney, L (1, 3) OBP: 0.349, SLG: 0.392		0-0 G5-3 ①			2-3 K ①		0-0 G1-3 ②		0-1 F8 ②	4	0	0	0	0	1	1
Jim Leyritz, R (1, 2) OBP: 0.399, SLG: 0.496		1-1 G5-3 ②			0-0 1B 1B		0-1 HR		3-3 K ③ 1-2	4	1	2	1	0	1	1
Ruben Rivera, R (1, 9) OBP: 0.347, SLG: 0.422		1-3 K ③			0-3 K ②		0-1 F8 ③			3	0	0	0	0	2	1
Chris Gomez, R (1, 6) OBP: 0.339, SLG: 0.364			0-0 G1-3 ①		1-1 1B 1-2			0-0 F9 ①		3	0	1	0	0	0	0
Sterling Hitchcock, L (1, 1) OBP: 0.163, SLG: 0.143			1-1 G4-3 ②		0-0 G6-3 ③					2	0	0	0	0	0	2
Greg Myers, L (8, PH) OBP: 0.306, SLG: 0.370								2-3 K ②		1	0	0	0	0	1	0
Scott Sanders, R (9, 1)										0	0	0	0	0	0	0
Inning Stats	R: 0 E: 0 K: 2 S: 11 H: 0 LOB: 1 BB: 1 P: 20	R: 0 E: 0 K: 1 S: 6 H: 0 LOB: 0 BB: 0 P: 8	R: 0 E: 0 K: 0 S: 5 H: 0 LOB: 0 BB: 0 P: 9	R: 0 E: 0 K: 0 S: 5 H: 0 LOB: 0 BB: 0 P: 10	R: 0 E: 0 K: 2 S: 11 H: 2 LOB: 2 BB: 0 P: 14	R: 0 E: 0 K: 0 S: 5 H: 0 LOB: 0 BB: 0 P: 5	R: 1 E: 0 K: 0 S: 6 H: 1 LOB: 0 BB: 0 P: 6	R: 0 E: 0 K: 1 S: 8 H: 0 LOB: 1 BB: 1 P: 14	R: 0 E: 0 K: 1 S: 9 H: 0 LOB: 1 BB: 1 P: 17	1B: 2 2B: 0 3B: 0 HR: 1	SF: 0 SAC: 0 DP: 0 HBP: 0						

livebaseballscorecards.com

AB	30
R	1
H	3
RBI	1
BB	3
SO	7
LOB	7

WP: 0 PB: 0 SB: 0 CS: 0 PA: 33

PITCHER		IP	WLS	BF	H	R	ER	SO	BB	IBB	HBP	BLK	WP	HR	S	P	ERA	WHIP
Dustin Hermanson, R ERA: 3.22	(1, 1)	7.2	W	28	3	1	1	6	2	0	0	0	0	1	56	85	1.17	0.652
Steve Kline, L ERA: 3.0	(8, 1)	0.1		1	0	0	0	0	0	0	0	0	0	0	1	1	0.00	0.000
Ugueth Urbina, R ERA: 1.27	(9, 1)	1.0	S	4	0	0	0	1	1	0	0	0	0	0	9	17	0.00	1.000

PITCHER	IP	WLS	BF	H	R	ER	SO	BB	IBB	HBP	BLK	WP	HR	S	P	ERA	WHIP

Batter	1	2	3	4	5	6	7	8	9	AB	R	H	RBI	BB	SO	LOB
Wilton Guerrero, S (1, 4) OBP: 0.294, SLG: 0.344	B X 1-0 G3' SH1-3 WP 1B	B 1 SAFE B C X 2-1 ③ G3			F B S B B F S 3-3 ② K		B F 1 SAFE B X 2-1 ② F9			4	1	1	0	0	1	2
Terry Jones, S (1, 8) OBP: 0.295, SLG: 0.308	B X 1-0 ① SH1-3 **1-2**	F C F X 0-2 ① F7			X 0-0 1B		B 1 SAFE X 1-0 ③ L4 **1-2**			3	0	1	0	0	0	1
F.P. Santangelo, S (1, 7) OBP: 0.333, SLG: 0.301	B S B F X 2-2 ② G3 **2-3**	B C B X 2-1 ② P4		L 1 **SAFE** 1 **SAFE** 1 **SAFE** C F B 1 SAFE S 1-3 ③ K			S B F S 1-3 ① K			4	0	0	0	0	2	2
Vladimir Guerrero, R (1, 9) OBP: 0.370, SLG: 0.602	H 1-0 WP HBP	B B X 2-0 ③ G6-3				X 0-0 ① G5-3		B X 1-0 ② G5-3		3	0	0	0	0	0	0
Brad Fullmer, L (1, 3) OBP: 0.329, SLG: 0.459 Ryan McGuire, L (8, 3) OBP: 0.304, SLG: 0.259	B 1 SAFE F B S B B 4-2 **1-2** **3-H** BB			B C S X 1-2 ① G5-3		C X 0-1 ② G3		B F S F S 1-3 ③ K		3 0	0 0	0 0	0 0	1 0	1 0	0 0
Bob Henley, R (1, 2) OBP: 0.379, SLG: 0.450 Chris Widger, R (4, 2) OBP: 0.274, SLG: 0.368	B B F C S 2-3 ③ K			B F S B B F F C 3-3 ② K		B S B X 2-1 ③ F9			X 0-0 ① P3	2 2	0 0	0 0	0 0	0 0	2 0	2 0
Shane Andrews, R (1, 5) OBP: 0.300, SLG: 0.431		C F X 0-2 CS 1B		X 0-0 1B			B B F B C S 3-3 ① K		B C B S B S 3-3 ② K	4	0	2	0	0	2	0
Orlando Cabrera, R (1, 6) OBP: 0.322, SLG: 0.421		S X 0-1 ① **1-2** 1B		X 0-0 ③ F8			B S B C F X 2-2 1B 2B		C S X 0-2 1B	4	1	3	0	0	0	1
Mike Thurman, R (1, 1) Kirk Bullinger, R (6, 1) Scott Livingstone, L (7, PH) OBP: 0.226, SLG: 0.243 Steve Kline, S (7, 1) Ugueth Urbina, R (8, 1)		C F C 0-3 ② K			F C B S 1-3 ① K		F S B X 1-2 E **2-H** 1B		B X 1-0 ③ G5-3	2 0 1 0 1	0 0 0 0 0	0 0 1 0 0	0 0 1 0 0	2 0 0 0 0	1 0 0 0 1	
Inning Stats	R: 1 E: 0 K: 1 S: 10 H: 1 LOB: 2 BB: 1 P: 21	R: 0 E: 0 K: 1 S: 10 H: 2 LOB: 1 BB: 0 P: 12	R: 0 E: 0 K: 0 S: 7 H: 0 LOB: 0 BB: 0 P: 11	R: 0 E: 0 K: 1 S: 11 H: 1 LOB: 1 BB: 0 P: 15	R: 0 E: 0 K: 3 S: 12 H: 1 LOB: 1 BB: 0 P: 17	R: 0 E: 0 K: 0 S: 5 H: 0 LOB: 0 BB: 0 P: 7	R: 1 E: 1 K: 1 S: 13 H: 2 LOB: 1 BB: 0 P: 22	R: 0 E: 0 K: 2 S: 8 H: 0 LOB: 0 BB: 0 P: 11	R: 0 E: 0 K: 1 S: 8 H: 1 LOB: 1 BB: 0 P: 12	1B: 7 2B: 1 3B: 0 HR: 0 SF: 0 SAC: 1 DP: 0 HBP: 1						

PITCHER	IP	WLS	BF	H	R	ER	SO	BB	IBB	HBP	BLK	WP	HR	S	P	ERA	WHIP
Kevin Brown, R (1, 1) ERA: 2.41	9.0	L	36	8	2	2	10	1	0	1	0	1	0	84	128	2.00	1.000

PITCHER	IP	WLS	BF	H	R	ER	SO	BB	IBB	HBP	BLK	WP	HR	S	P	ERA	WHIP

TOP

Montreal Expos @ San Diego Padres

Qualcomm Stadium, San Diego, CA

Sun Aug 30 1998, 6:33 AM EDT

Att. 21,765 - Sunny - 93 F

livebaseballscorecards.com

AB	33
R	2
H	8
RBI	1
BB	1
SO	10
LOB	10

WP: 1 PA: 36
PB: 0
SB: 0
CS: 1

Montreal Expos @ San Diego Padres

Qualcomm Stadium, San Diego, CA

Sun Aug 30 1998, 6:33 AM EDT

Att. 21,765 - Sunny - 93 F

livebaseballscorecards.com

BOTTOM

Batter	1	2	3	4	5	6	7	8	9	AB	R	H	RBI	BB	SO	LOB
Quilvio Veras, S (1, 4) OBP: 0.382, SLG: 0.358	1-1 G6-3 ①			2-2 WP G4-3 SF 1B	1-0 FC6 ② 1-2f 2-3		3-3 K ③			4	1	1	0	0	1	2
Steve Finley, L (1, 8) OBP: 0.296, SLG: 0.391	0-1 F9 ②			0-1 G4-3 ① 1-2	2-0 F7 ③			0-3 K ①		4	0	0	0	0	1	3
Ken Caminiti, S (1, 5) OBP: 0.364, SLG: 0.537	3-2 G3 ③			1-2 SF 2-H		4-0 BLK BB BB		2-0 G2-3 ②		2	0	0	1	1	0	0
Greg Vaughn, R (1, 7) OBP: 0.369, SLG: 0.622		2-0 G5-3 ①		4-2 BB		4-1 BLK 1-2 BB		1-0 S 1B		2	0	1	0	2	0	0
Mark Sweeney, L (1, 3) OBP: 0.341, SLG: 0.382		1-0 F7 ②		0-0 F7 ②		0-1 G4-3 ① 1-2 2-3		3-3 K ③ 1-2		4	0	0	0	0	1	5
Ruben Rivera, R (1, 9) OBP: 0.341, SLG: 0.413 Greg Myers, L (9, PH) OBP: 0.304, SLG: 0.367		2-3 K ③		0-0 F9 ③		2-3 K ②			1-0 G3-1 ①	3 1	0 0	0 0	0 0	0 0	2 0	4 0
Carlos Hernandez, R (1, 2) OBP: 0.314, SLG: 0.385			0-0 F9 ①		1-0 F8 ①	0-1 F8 ③			2-3 K ②	4	0	0	0	0	1	2
Andy Sheets, R (1, 6) OBP: 0.318, SLG: 0.369 Jim Leyritz, R (9, PH) OBP: 0.401, SLG: 0.498 Chris Gomez, R (9, PR) OBP: 0.339, SLG: 0.364			1-0 F9 ②		2-3 K FC6 S		1-0 F9 ①		1-1 WP 1B	3 1 0	0 0 0	0 1 0	0 0 0	0 0 0	1 0 0	0 0 0
Kevin Brown, R (1, 1) OBP: 0.216, SLG: 0.211 Wally Joyner, L (9, PH) OBP: 0.378, SLG: 0.458			3-1 G5-3 ③		4-2 FC6 1-2 BB		0-3 K ②		2-2 G4-3 ③ 1-2	2 1	0 0	0 0	0 0	1 0	1 0	0 1
Inning Stats	R: 0 E: 0 K: 0 S: 9 H: 0 LOB: 0 BB: 0 P: 13	R: 0 E: 0 K: 1 S: 5 H: 0 LOB: 0 BB: 0 P: 10	R: 0 E: 0 K: 0 S: 4 H: 0 LOB: 0 BB: 0 P: 8	R: 1 E: 1 K: 0 S: 12 H: 1 LOB: 2 BB: 1 P: 19	R: 0 E: 1 K: 1 S: 9 H: 0 LOB: 2 BB: 1 P: 19	R: 0 E: 0 K: 1 S: 8 H: 0 LOB: 2 BB: 2 P: 18	R: 0 E: 0 K: 2 S: 7 H: 0 LOB: 0 BB: 0 P: 11	R: 0 E: 0 K: 2 S: 9 H: 1 LOB: 1 BB: 0 P: 15	R: 0 E: 0 K: 1 S: 9 H: 1 LOB: 2 BB: 0 P: 15	1B: 3 2B: 0 3B: 0 HR: 0	SF: 1 SAC: 0 DP: 0 HBP: 0					

	AB	31
	R	1
	H	3
	RBI	1
	BB	4
	SO	8
	LOB	17

WP: 2 PB: 0 SB: 2 CS: 0 PA: 36

PITCHER		IP	WLS	BF	H	R	ER	SO	BB	IBB	HBP	BLK	WP	HR	S	P	ERA	WHIP
Mike Thurman, R ERA: 4.25	(1, 1)	5.0		22	1	1	1	2	4	0	0	0	1	0	40	78	1.80	1.000
Kirk Bullinger, R ERA:	(6, 1)	1.0	W	3	0	0	0	1	0	0	0	1	0	0	7	9	0.00	0.000
Steve Kline, L ERA: 2.92	(7, 1)	1.2		5	0	0	0	3	0	0	0	0	0	0	12	18	0.00	0.000
Ugueth Urbina, R ERA: 1.24	(8, 1)	1.1	S	6	2	0	0	2	0	0	0	0	1	0	13	23	0.00	1.500

PITCHER		IP	WLS	BF	H	R	ER	SO	BB	IBB	HBP	BLK	WP	HR	S	P	ERA	WHIP

Batter	1	2	3	4	5	6	7	8	9	AB	R	H	RBI	BB	SO	LOB
Wilton Guerrero, S (1, 4) OBP: 0.295, SLG: 0.343	B B B C C B 4-2 F8 SH E BB	X 0-0 E S 1B	C B B X 2-1 FC6-4 1-2f		F L S 0-3 K		C S S 0-3 K		4	1	1	0	1	2	2
Terry Jones, S (1, 8) OBP: 0.289, SLG: 0.301 Robert Perez, R (9, PH) OBP: 0.215, SLG: 0.286	L 1 SAFE X 0-1 SH E 1-2 FC5-2	L B F 1 B S 2-3 K	C B C S 1-3 K			F F F F F B B B 3-3 S K	B S S S 1-3 K		3 1	0 0	0 0	0 0	0 0	3 1	1 0
Bob Henley, R (1, 2) OBP: 0.371, SLG: 0.429	C C X 0-2 F8 2-3	1 SAFE 1 SAFE B B B C S S B 4-2 E 1-2 BB	C X 0-1 G4-3			F F S 0-3 K			3	0	0	0	1	1	2
Vladimir Guerrero, R (1, 9) OBP: 0.371, SLG: 0.603	F X 0-1 E8 FC5-2 1-3 3-H 1B	X 0-0 E4 1-2 2-3	C B B S X 2-2 1B 2B			B X 1-0 L5			4	1	2	1	0	0	2
Brad Fullmer, L (1, 3) OBP: 0.328, SLG: 0.457	C S F B X 1-2 FC5-2 2-3 3-H	B B X 2-0 F7	B B B C X 3-1 FC5-4 2-H 1B				B C X 1-1 F7		4	0	1	1	0	0	5
Shane Andrews, R (1, 5) OBP: 0.299, SLG: 0.432	C B B B C C 2-3 K	B F T X 1-2 F7	C S X 0-2 FC5-4 1-2f				B B F X 2-1 G3-1 2B		4	0	1	0	0	1	6
Ryan McGuire, L (1, 7) OBP: 0.298, SLG: 0.254	B S C B S 2-3 K	B B C C B F X 3-2 G3-1	B B C C X 2-2 G1			B B B C F B 4-2 BB	B B C S B X 3-2 G3-1 2-3		4	0	0	0	0	1	1
Orlando Cabrera, R (1, 6) OBP: 0.321, SLG: 0.414 Mike Maddux, L (8, 1)	X 0-0 G6-3	C X 0-1 G5-3					B C B X 2-1 P3		3 0	0 0	0 0	0 0	1 0	0 0	1 0
Carl Pavano, R (1, 1) OBP: 0.167, SLG: 0.167 Derrick May, L (6, PH) OBP: 0.275, SLG: 0.331 Anthony Telford, R (6, 1) Mike Mordecai, R (8, 6) OBP: 0.239, SLG: 0.294	F B B X 2-1 L8	C C X 0-2 FC6-4 1B				B B B C X 3-1 F8		C X 0-1 F8	2 1 0 1	0 0 0 0	1 0 0 0	0 0 0 0	0 0 0 0	0 1 0 0	0 0 0 0
Inning Stats	R: 1 H: 1 E: 1 LOB: 2 K: 1 BB: 1 S: 16 P: 23	R: 0 H: 0 E: 0 LOB: 0 K: 1 BB: 0 S: 6 P: 10	R: 0 H: 1 E: 1 LOB: 3 K: 1 BB: 1 S: 11 P: 20	R: 0 H: 1 E: 0 LOB: 1 K: 0 BB: 0 S: 11 P: 16	R: 1 H: 2 E: 0 LOB: 1 K: 1 BB: 0 S: 13 P: 19	R: 0 H: 0 E: 0 LOB: 1 K: 1 BB: 1 S: 10 P: 19	R: 0 H: 0 E: 0 LOB: 0 K: 2 BB: 0 S: 11 P: 15	R: 0 H: 1 E: 0 LOB: 1 K: 0 BB: 0 S: 9 P: 17	R: 0 H: 0 E: 0 LOB: 0 K: 2 BB: 0 S: 8 P: 9	1B: 4 2B: 2 3B: 0 HR: 0	SF: 0 SAC: 1 DP: 0 HBP: 0			WP: 0 PB: 0 SB: 1 CS: 0	PA: 38	

TOP

Montreal Expos @ San Diego Padres

Qualcomm Stadium, San Diego, CA

Mon Aug 31 1998, 10:05 PM EDT

Att. 13,449 - Cloudy - 84 F

livebaseballscorecards.com

AB	34
R	2
H	6
RBI	2
BB	3
SO	9
LOB	21

PITCHER		IP	WLS	BF	H	R	ER	SO	BB	IBB	HBP	BLK	WP	HR	S	P	ERA	WHIP
Joey Hamilton, R ERA: 4.45	(1, 1)	6.0	W	28	5	2	2	5	3	0	0	0	0	0	67	107	3.00	1.333
Donne Wall, R ERA: 2.63	(7, 1)	2.0		7	1	0	0	2	0	0	0	0	0	0	20	32	0.00	0.500
Trevor Hoffman, R ERA: 1.59	(9, 1)	1.0	S	3	0	0	0	2	0	0	0	0	0	0	8	9	0.00	0.000

PITCHER	IP	WLS	BF	H	R	ER	SO	BB	IBB	HBP	BLK	WP	HR	S	P	ERA	WHIP

BOTTOM

Montreal Expos @ San Diego Padres

Qualcomm Stadium, San Diego, CA

Mon Aug 31 1998, 10:05 PM EDT

Att. 13,449 - Cloudy - 84 F

livebaseballscorecards.com

Batter	1	2	3	4	5	6	7	8	9	AB	R	H	RBI	BB	SO	LOB
Quilvio Veras, S (1, 4) OBP: 0.384, SLG: 0.358	B B B B 4-0 G6-3 BB		B 1 SAFE B X 2-0 1B BB 1-2 1B	B C B S B F B 4-2 1-2 BB		X 0-0 G1-3 ③				2	0	1	0	2	0	0
Steve Finley, L (1, 8) OBP: 0.295, SLG: 0.390	1 SAFE B C 1 SAFE X 1-1 G6-3 ①② 1-2f		B C X 1-1 F7 ②	B X 1-0 F9 ③			X 0-0 1B			4	0	1	0	0	0	5
Ken Caminiti, S (1, 5) OBP: 0.363, SLG: 0.533	B S X 1-1 G3-1 ③		B B B B 4-0 1B 1-2 2-3 BB		C B B B X 3-1 P2 ①		C B F C 1-3 K ①			3	0	0	0	1	1	1
Greg Vaughn, R (1, 7) OBP: 0.370, SLG: 0.628		B B X 2-0 HR	S B B S T F X 2-2 1-2 2-3 3-H 1B		C B C S 1-3 K ②		B C 1 SAFE X 1-1 F8 ②			4	1	2	2	0	1	1
Wally Joyner, L (1, 3) OBP: 0.377, SLG: 0.463		B X 1-0 G4-3 ①	C B C B S 2-3 K ③		B F S F B X 2-2 HR		B C C B B C 3-3 K ③			4	1	1	1	0	2	4
Mark Sweeney, L (1, 9) OBP: 0.335, SLG: 0.375 Ruben Rivera, R (7, 9) OBP: 0.344, SLG: 0.413		F B B X 2-1 G4-3 ②		C B C X 1-2 F8 ①	B B C S X 2-2 G3 ③			B B C B B 4-2 BB		3 0	0 0	0 0	0 0	0 1	0 0	0 0
Jim Leyritz, R (1, 2) OBP: 0.396, SLG: 0.490 Carlos Hernandez, R (9, 2) OBP: 0.314, SLG: 0.385		B S S B F X 2-2 G6-3 ③		C B B C S 2-3 K ②		C B C S 1-3 K ①		F 1 SAFE C S 0-3 K ①		4 0	0 0	0 0	0 0	0 0	3 0	1 0
Chris Gomez, R (1, 6) OBP: 0.341, SLG: 0.370			C X 0-1 BB 1B 1B 1B	C B X 1-1 1B 3B		F B X 1-1 G1-3 ②		B S X 1-1 F8 ②		4	2	2	0	0	0	1
Joey Hamilton, R (1, 1) OBP: 0.175, SLG: 0.242 George Arias, R (6, PH) OBP: 0.300, SLG: 0.600 Donne Wall, R (7, 1) OBP: 0.286, SLG: 0.286 John Vander Wal, L (8, PH) OBP: 0.377, SLG: 0.543 Trevor Hoffman, R (9, 1)			B X 1-0 F7 ①	X 0-0 BB 3-H 1B		F S B B B F X 2-2 HR		B C X 1-1 F7 ③		2 1 0 1 0	0 1 0 0 0	1 1 0 0 0	1 1 0 0 0	0 0 0 0 0	0 0 0 0 0	1 0 0 1 0
Inning Stats	R: 0 E: 0 K: 0 S: 4 H: 0 LOB: 0 BB: 1 P: 10	R: 1 E: 0 K: 0 S: 8 H: 1 LOB: 0 BB: 0 P: 15	R: 1 E: 0 K: 1 S: 14 H: 3 LOB: 3 BB: 1 P: 26	R: 1 E: 0 K: 1 S: 13 H: 2 LOB: 2 BB: 1 P: 22	R: 1 E: 0 K: 1 S: 12 H: 1 LOB: 0 BB: 0 P: 20	R: 1 E: 0 K: 1 S: 10 H: 1 LOB: 0 BB: 0 P: 14	R: 0 E: 0 K: 2 S: 9 H: 1 LOB: 1 BB: 0 P: 14	R: 0 E: 0 K: 1 S: 9 H: 0 LOB: 1 BB: 1 P: 15		1B: 5 2B: 0 3B: 1 HR: 3	SF: 0 SAC: 0 DP: 1 HBP: 0					

	AB	32
	R	5
	H	9
	RBI	5
	BB	4
	SO	7
	LOB	15

WP: 0 PB: 0 SB: 0 CS: 0 PA: 36

PITCHER		IP	WLS	BF	H	R	ER	SO	BB	IBB	HBP	BLK	WP	HR	S	P	ERA	WHIP
Carl Pavano, R ERA: 4.49	(1, 1)	5.0	L	24	7	4	4	3	3	0	0	0	0	2	51	93	7.20	2.000
Anthony Telford, R ERA: 4.1	(6, 1)	2.0		8	2	1	1	3	0	0	0	0	0	1	19	28	4.50	1.000
Mike Maddux, R ERA: 4.12	(8, 1)	1.0		4	0	0	0	1	1	0	0	0	0	0	9	15	0.00	1.000

PITCHER	IP	WLS	BF	H	R	ER	SO	BB	IBB	HBP	BLK	WP	HR	S	P	ERA	WHIP

New York Mets @ San Diego Padres

Qualcomm Stadium, San Diego, CA

Tue Sep 01 1998, 10:05 PM EDT

Att. 18,489 - Cloudy - 82 F

TOP

livebaseballscorecards.com

Batter	1	2	3	4	5	6	7	8	9	AB	R	H	RBI	BB	SO	LOB
Tony Phillips, S (1, 7) OBP: 0.390, SLG: 0.387	C B C X 1-2 G4-3		C B F B S 2-3 K			C X 0-1 F7	X 0-0 BB 1B 1-2 1B		S S X 0-2 G1-6-3 1B	3	0	0	0	0	1	0
Jay Payton, R (6, 7) OBP: 1.000, SLG: 1.000										2	1	2	0	0	0	0
Edgardo Alfonzo, R (1, 5) OBP: 0.362, SLG: 0.430	B F F B F X 2-2 G5-3			B X 1-0 P3		B C B F B X 3-2 HR	B B B 4-0 31 HR 1B 1-2 2-3 BB		C B X 1-1 G1-6-3 1B 1-2f	4	2	1	1	1	0	1
John Olerud, L (1, 3) OBP: 0.432, SLG: 0.534	C F B F B B F F F 3-2 X F7			C X 0-1 F8		B X 1-0 F8	C F B F F F X 1-2 31 HR 1B 1-2 2-H 3-H			3	0	0	0	0	0	0
Mel Rojas, R (6, 1)										0	0	0	0	0	0	0
Jorge Fabregas, L (7, PH) OBP: 0.264, SLG: 0.261										1	1	1	2	0	0	0
Turk Wendell, L (7, 1)										0	0	0	0	0	0	0
Dennis Cook, L (7, 1)										0	0	0	0	0	0	0
31 Mike Piazza, R (1, 2) OBP: 0.377, SLG: 0.549		B C F S 1-3 K		F B S F X 1-2 G6-3		C B X 1-1 G6-3	C B B X 2-1 HR 1-H 2-H			4	1	1	3	0	1	0
Brian McRae, S (1, 8) OBP: 0.368, SLG: 0.488		B B F B B 4-1 BB			F B X 1-1 G4-3		F B X 2-2 HR L9			3	1	1	1	1	0	0
Lenny Harris, L (1, 9) OBP: 0.315, SLG: 0.379		B 1 SAFE C F 1 SAFE X 1-2 P5			X 0-0 1B 1B		C B B X 2-1 G3-1 1B 2B	B S B C B C 3-3 K		4	1	2	0	0	1	1
Carlos Baerga, S (1, 4) OBP: 0.307, SLG: 0.376		B 1 SAFE B X 2-0 G4-3			B X 1-0 1-2 1B		B X 1-0 G3-1 2-3	B S B B F C 3-3 K		4	0	1	0	0	1	2
Rey Ordonez, R (1, 6) OBP: 0.277, SLG: 0.296			C X 0-1 G5-3		F F B S 1-3 K		F F X 0-2 L3	C B B C S 2-3 K		3	0	0	0	0	1	3
Luis Lopez, S (8, PH) OBP: 0.318, SLG: 0.340										1	0	0	0	0	1	0
Hideo Nomo, R (1, 1) OBP: 0.200, SLG: 0.245			C C S 0-3 K		F S C 0-3 K		F S B X 1-2 BB 1B 1B 3-H 1B		C B C B C 2-3 K	1	0	0	0	0	1	0
Todd Pratt, R (5, PH) OBP: 0.310, SLG: 0.554										1	0	0	0	0	1	2
Rigo Beltran, L (5, 1)										0	0	0	0	0	0	0
Matt Franco, L (6, 3) OBP: 0.389, SLG: 0.379										2	1	1	1	0	1	0
Inning Stats	R: 0 E: 0 K: 0 S: 14 H: 0 LOB: 0 BB: 0 P: 20	R: 0 E: 0 K: 1 S: 8 H: 0 LOB: 1 BB: 1 P: 16	R: 0 E: 0 K: 2 S: 8 H: 0 LOB: 0 BB: 0 P: 10	R: 0 E: 0 K: 0 S: 7 H: 0 LOB: 0 BB: 0 P: 9	R: 0 E: 0 K: 2 S: 10 H: 2 LOB: 2 BB: 0 P: 13	R: 1 E: 0 K: 0 S: 8 H: 1 LOB: 0 BB: 0 P: 13	R: 7 E: 0 K: 0 S: 26 H: 6 LOB: 0 BB: 1 P: 41	R: 0 E: 0 K: 3 S: 9 H: 0 LOB: 0 BB: 0 P: 17	R: 0 E: 0 K: 1 S: 8 H: 1 LOB: 0 BB: 0 P: 11	1B: 6 2B: 1 3B: 0 HR: 3 SF: 0 SAC: 0 DP: 1 HBP: 0	WP: 0 PB: 0 SB: 0 CS: 0 PA: 38					

	AB	36
	R	8
	H	10
	RBI	8
	BB	2
	SO	9
	LOB	9

PITCHER		IP	WLS	BF	H	R	ER	SO	BB	IBB	HBP	BLK	WP	HR	S	P	ERA	WHIP
58 Stan Spencer, R ERA: 3.0	(1, 1)	6.0		24	5	3	3	5	1	0	0	0	0	2	61	91	4.50	1.000
Dan Miceli, R ERA: 3.39	(7, 1)	0.2		7	4	5	5	0	1	0	0	0	0	1	16	25	67.50	7.500
Randy Myers, L ERA: 3.86	(7, 1)	0.1	W	1	0	0	0	0	0	0	0	0	0	0	4	6	0.00	0.000
Donne Wall, R ERA: 2.59	(8, 1)	1.0		3	0	0	0	3	0	0	0	0	0	0	9	17	0.00	0.000
Trevor Hoffman, R ERA: 1.56	(9, 1)	1.0	S	3	1	0	0	1	0	0	0	0	0	0	8	11	0.00	1.000

PITCHER	IP	WLS	BF	H	R	ER	SO	BB	IBB	HBP	BLK	WP	HR	S	P	ERA	WHIP

Batter	1	2	3	4	5	6	7	8	9	AB	R	H	RBI	BB	SO	LOB
Quilvio Veras, S (1, 4) OBP: 0.384, SLG: 0.357	B B B B 4-0 2B BB	B B S F S 2-3 ② K		S S X 0-2 ② SF7 3-H		B C B C B F F F X 3-2 ② G6-3 2-3	C B B B F B 4-2 BB 1-2 2-3 3-H			2	1	0	2	2	1	1
Tony Gwynn, L (1, 9) OBP: 0.376, SLG: 0.490 Ruben Rivera, R (6, PR) OBP: 0.343, SLG: 0.411 (7, 9)	X 0-0 HR 2B 1-H	B S B C B X 3-2 1B		B C B S F B B 4-2 BB		X 0-0 1B 3-H	B S C B C 2-3 ② K			3 1	1 0	3 0	2 0	1 0	0 1	0 3
Ken Caminiti, S (1, 5) OBP: 0.359, SLG: 0.527 Trevor Hoffman, R (9, 1)	X 0-0 ① F8	C B S X 1-2 ③ F8		C B F X 1-2 ③ F9		C 1 SAFE F B S 1-3 ③ K	S C B B F X 2-2 ③ L7			5 0	0 0	0 0	0 0	0 0	1 0	7 0
Greg Vaughn, R (1, 7) OBP: 0.372, SLG: 0.639	C B S F F X 1-2 2-H HR	X 0-0 HR	F X 0-1 ① P5		C B S X 1-2 HR 1B	X 0-0 ① L6				5	3	3	3	0	0	0
Steve Finley, L (1, 8) OBP: 0.296, SLG: 0.394	B B F F B B 4-2 BB BB	X 0-0 ① G3	F B F S 1-3 ② K		B 1 SAFE F S X 1-2 1-H HR	C B F F B F S 2-3 ② K				4	1	1	2	1	2	0
Mark Sweeney, L (1, 3) OBP: 0.342, SLG: 0.370	1 SAFE 1 SAFE B B 1 B B SAFE 4-0 1-2 BB	B C B X 2-1 ② G4-3	B B F B F B 4-2 BB		C B B B B 4-1 2B BB BB	B B X 2-0 ③ G6-3				2	1	0	0	3	0	0
Carlos Hernandez, R (1, 2) OBP: 0.310, SLG: 0.381	B F X 1-1 ② F8	C S X 0-2 ③ G5-3	C X 0-1 ③ G5-3		B X 1-0 ① F9					4	0	0	0	0	0	4
Chris Gomez, R (1, 6) OBP: 0.345, SLG: 0.382	X 0-0 ③ L6			B X 1-0 58 SH1-4 SF7 2B	X 0-0 G6-3 1B 2B	B 1 SAFE 1 SAFE B C S F X 2-2 BB 1-3 2B				4	2	3	0	0	0	2
58 Stan Spencer, R (1, 1) OBP: 0.200, SLG: 0.400 Dan Micell, R (7, 1) OBP: 1.000, SLG: 1.000 Randy Myers, L (7, 1) John Vander Wal, L (7, PH) OBP: 0.377, SLG: 0.543 Jim Leyritz, R (7, PH) OBP: 0.398, SLG: 0.490 Donne Wall, R (8, 1) OBP: 0.286, SLG: 0.286 George Arias, R (9, 5) OBP: 0.300, SLG: 0.600		C F F F B S 1-3 ① K		B F X 1-1 ① SH1-4 2-3	X 0-0 ① B2-4	H 1-0 BB HBP				2 0 0 0 0 0 0 0	0 0 0 0 0 0 0 0	0 0 0 0 0 0 0 0	0 0 0 0 0 0 0 0	1 0 0 0 0 0 0 0	1 0 0 0 0 0 0 0	
Inning Stats	R: 3 H: 2 E: 0 LOB: 2 K: 0 BB: 3 S: 12 P: 26	R: 0 H: 1 E: 0 LOB: 1 K: 2 BB: 0 S: 14 P: 21	R: 1 H: 1 E: 0 LOB: 0 K: 0 BB: 0 S: 7 P: 9	R: 1 H: 1 E: 0 LOB: 1 K: 0 BB: 1 S: 12 P: 19	R: 0 H: 0 E: 0 LOB: 1 K: 1 BB: 1 S: 10 P: 15	R: 1 H: 2 E: 0 LOB: 1 K: 1 BB: 0 S: 12 P: 16	R: 3 H: 3 E: 0 LOB: 3 K: 1 BB: 2 S: 21 P: 39	R: 0 H: 0 E: 0 LOB: 0 K: 1 BB: 0 S: 7 P: 11		1B: 3 SF: 1 2B: 4 SAC: 1 3B: 0 DP: 0 HR: 3 HBP: 1					WP: 0 PA: 42 PB: 0 SB: 0 CS: 0	

BOTTOM

New York Mets @ San Diego Padres

Qualcomm Stadium, San Diego, CA

Tue Sep 01 1998, 10:05 PM EDT

Att. 18,489 - Cloudy - 82 F

livebaseballscorecards.com

AB	32
R	9
H	10
RBI	9
BB	7
SO	6
LOB	18

PITCHER		IP	WLS	BF	H	R	ER	SO	BB	IBB	HBP	BLK	WP	HR	S	P	ERA	WHIP
Hideo Nomo, R ERA: 4.72	(1, 1)	4.0		21	5	5	5	2	4	0	0	0	0	2	45	75	11.25	2.250
Rigo Beltran, L ERA:	(5, 1)	1.0		4	0	0	0	1	1	0	0	0	0	0	10	15	0.00	1.000
Mel Rojas, R ERA: 5.63	(6, 1)	1.0		5	2	1	1	1	0	0	0	0	0	0	12	16	9.00	2.000
Turk Wendell, R ERA: 3.16	(7, 1)	0.1	L	5	3	3	3	0	1	0	0	0	0	1	12	21	81.00	12.000
Dennis Cook, L ERA: 2.1	(7, 1)	1.2		7	0	0	0	2	1	0	1	0	0	0	16	29	0.00	0.600

PITCHER	IP	WLS	BF	H	R	ER	SO	BB	IBB	HBP	BLK	WP	HR	S	P	ERA	WHIP

Batter	1	2	3	4	5	6	7	8	9	AB	R	H	RBI	BB	SO	LOB
Tony Phillips, S (1, 7) OBP: 0.382, SLG: 0.377	X 0-0 ① G4-3		C X 0-1 ② G3 1-2		M X 0-1 ① F9		C C B B F X 2-2 ② F9 2-3			4	0	0	0	0	0	3
Edgardo Alfonzo, R (1, 5) OBP: 0.361, SLG: 0.435	B B B C T T T X 3-2 ② F8		C C B X 1-2 2-H HR		C B X 1-1 ② F9		B B C B S C 3-3 ③ K			4	1	1	2	0	1	2
John Olerud, L (1, 3) OBP: 0.431, SLG: 0.532	C B B C C T C 2-3 ③ K		B C X 1-1 ③ F8		B C F C 1-3 ③ K			B C S X 1-2 31 FC5-4 1B		4	0	1	0	0	2	1
31 Mike Piazza, R (1, 2) OBP: 0.378, SLG: 0.553		C S B T B X 2-2 ① F9		C B X 1-1 HR		B C B B B 4-1 G4-6-3 BB BB		F X 0-1 ① FC5-4 FC4-6 1-2f		3	1	1	1	1	0	1
Brian McRae, S (1, 8) OBP: 0.367, SLG: 0.485		B X 1-0 ② G3-1		B B C C C X 2-2 E6 G4-3		B B B S B F B 4-2 G4-6-3 1-2 BB		B X 1-0 ② F7		3	0	0	0	1	0	1
Lenny Harris, L (1, 9) OBP: 0.314, SLG: 0.390		C X 0-1 HR		B B X 2-0 ① F7		F B X 1-1 ① ② G4-6-3 1-2f 2-3		B X 1-0 ③ FC4-6 1-2f		4	1	1	1	0	0	4
Carlos Baerga, S (1, 4) OBP: 0.304, SLG: 0.373		C X 0-1 ③ G6-3		1 SAFE F X 0-1 ② G4-3 1-2		S X 0-1 ③ G4-3			C X 0-1 ① P4	4	0	0	0	0	0	2
Rey Ordonez, R (1, 6) OBP: 0.279, SLG: 0.296			C B B B B B 4-1 FC5-4 BB	B C B X 2-1 ③ F7			B X 1-0 F9 SH1-3 1B		B F X 1-1 ② G6-3	3	0	1	0	1	0	1
Armando Reynoso, R (1, 1) OBP: 0.200, SLG: 0.250 Matt Franco, L (9, PH) OBP: 0.387, SLG: 0.376 John Franco, L (9, 1)			L B B L X 2-2 ① FC5-4 G3 HR 1-2f		B C B S F X 2-2 2B		X 0-0 ① SH1-3 1-2		X 0-0 ③ F8	2 1 0	1 0 0	1 0 0	0 0 0	0 0 0	0 0 0	1 0 0
Inning Stats	R: 0 E: 0 K: 1 S: 10 H: 0 LOB: 0 BB: 0 P: 15	R: 1 E: 0 K: 0 S: 9 H: 1 LOB: 0 BB: 0 P: 12	R: 2 E: 0 K: 0 S: 11 H: 1 LOB: 0 BB: 1 P: 19	R: 1 E: 1 K: 0 S: 10 H: 1 LOB: 1 BB: 0 P: 17	R: 0 E: 0 K: 1 S: 11 H: 1 LOB: 1 BB: 0 P: 15	R: 0 E: 0 K: 0 S: 7 H: 0 LOB: 1 BB: 2 P: 16	R: 0 E: 0 K: 1 S: 9 H: 1 LOB: 1 BB: 0 P: 15	R: 0 E: 0 K: 0 S: 7 H: 1 LOB: 1 BB: 0 P: 10	R: 0 E: 0 K: 0 S: 5 H: 0 LOB: 0 BB: 0 P: 6							

PITCHER		IP	WLS	BF	H	R	ER	SO	BB	IBB	HBP	BLK	WP	HR	S	P	ERA	WHIP
Andy Ashby, R ERA: 3.19	(1, 1)	5.0	L	21	4	4	4	2	1	0	0	0	0	3	51	78	7.20	1.000
Brian Boehringer, R ERA: 4.61	(6, 1)	3.0		12	2	0	0	1	2	0	0	0	0	0	23	41	0.00	1.333
Scott Sanders, R ERA: 8.44	(9, 1)	1.0		3	0	0	0	0	0	0	0	0	0	0	5	6	0.00	0.000

PITCHER	IP	WLS	BF	H	R	ER	SO	BB	IBB	HBP	BLK	WP	HR	S	P	ERA	WHIP

TOP

New York Mets @ San Diego Padres

Qualcomm Stadium, San Diego, CA

Wed Sep 02 1998, 10:05 PM EDT

Att. 17,565 - Cloudy - 78 F

livebaseballscorecards.com

AB	32
R	4
H	6
RBI	4
BB	3
SO	3
LOB	16

1B: 2 SF: 0
2B: 1 SAC: 1
3B: 0 DP: 1
HR: 3 HBP: 0

WP: 0 PA: 36
PB: 0
SB: 0
CS: 0

BOTTOM

New York Mets @ San Diego Padres

Qualcomm Stadium, San Diego, CA

Wed Sep 02 1998, 10:05 PM EDT

Att. 17,565 - Cloudy - 78 F

livebaseballscorecards.com

Batter	1	2	3	4	5	6	7	8	9	AB	R	H	RBI	BB	SO	LOB
Quilvio Veras, S (1, 4) OBP: 0.382, SLG: 0.354	L4		K		G1-3			K		4	0	0	0	0	2	0
Steve Finley, L (1, 8) OBP: 0.296, SLG: 0.392	G4-3		G3 BB			G6-3		K		3	0	0	0	1	1	0
Tony Gwynn, L (1, 9) OBP: 0.377, SLG: 0.497	HR		G3 1-2			G3			FC5-4 1B	4	1	2	1	0	0	1
Greg Vaughn, R (1, 7) OBP: 0.372, SLG: 0.635	BB BB		K			P3			FC5-4 1-2f	3	0	0	0	1	1	2
John Vander Wal, L (1, 3) OBP: 0.376, SLG: 0.533 Jim Leyritz, R (9, PH) OBP: 0.397, SLG: 0.488	1 SAFE 1 SAFE 1-2 BB			G3-1			G4-3		K	2 1	0 0	0 0	0 0	1 0	0 1	0 1
George Arias, R (1, 5) OBP: 0.214, SLG: 0.429	2 SAFE F9			G1-3			K		G5-3	4	0	0	0	0	1	3
Carlos Hernandez, R (1, 2) OBP: 0.313, SLG: 0.383			G4-6-3 1B	F7						3	0	2	0	0	0	0
Chris Gomez, R (1, 6) OBP: 0.345, SLG: 0.382			G4-6-3 1-2f		G4-6-3 1B					3	0	1	0	0	1	2
Andy Ashby, R (1, 1) OBP: 0.147, SLG: 0.152 Greg Myers, L (5, PH) OBP: 0.302, SLG: 0.365 Brian Boehringer, S (6, 1) Mark Sweeney, L (8, PH) OBP: 0.340, SLG: 0.368 Scott Sanders, R (9, 1)			G1-3		G4-6-3 1-2f			G1-3		1 1 0 1 0	0 0 0 0 0	0 0 0 0 0	0 0 0 0 0	0 0 0 0 0	0 0 0 0 0	0 1 0 0 0
Inning Stats	R: 1 H: 1 E: 0 LOB: 2 K: 0 BB: 2 S: 13 P: 30		R: 0 H: 1 E: 0 LOB: 0 K: 0 BB: 0 S: 6 P: 9	R: 0 H: 0 E: 0 LOB: 1 K: 2 BB: 1 S: 11 P: 20	R: 0 H: 0 E: 0 LOB: 0 K: 0 BB: 0 S: 4 P: 8	R: 0 H: 1 E: 0 LOB: 0 K: 0 BB: 0 S: 7 P: 12	R: 0 H: 0 E: 0 LOB: 0 K: 0 BB: 0 S: 6 P: 7	R: 0 H: 1 E: 0 LOB: 1 K: 2 BB: 0 S: 11 P: 18	R: 0 H: 0 E: 0 LOB: 0 K: 2 BB: 0 S: 8 P: 15	R: 0 H: 1 E: 0 LOB: 1 K: 1 BB: 0 S: 12 P: 19	1B: 4 SF: 0 2B: 0 SAC: 0 3B: 0 DP: 2 HR: 1 HBP: 0						WP: 0 PA: 33 PB: 0 SB: 0 CS: 0

	AB	30
	R	1
	H	5
	RBI	1
	BB	3
	SO	7
	LOB	10

PITCHER		IP	WLS	BF	H	R	ER	SO	BB	IBB	HBP	BLK	WP	HR	S	P	ERA	WHIP
Armando Reynoso, R ERA: 2.64	(1, 1)	8.0	W	29	4	1	1	6	3	0	0	0	0	1	66	119	1.12	0.875
John Franco, L ERA: 3.58	(9, 1)	1.0	S	4	1	0	0	1	0	0	0	0	0	0	12	19	0.00	1.000

PITCHER	IP	WLS	BF	H	R	ER	SO	BB	IBB	HBP	BLK	WP	HR	S	P	ERA	WHIP

Batter	1	2	3	4	5	6	7	8	9	AB	R	H	RBI	BB	SO	LOB
Quilvio Veras, S (1, 4) OBP: 0.385, SLG: 0.361	C B X 1-1 S BB 1B 1B	1 SAFE B C C X 1-2 1-H 2B 3B		B F B B B 4-1 E BB		B X 1-0 1B SF7 1B		C F F B F B X 2-2 G6-3 ①		4	3	3	1	1	0	0
Tony Gwynn, L (1, 9) OBP: 0.374, SLG: 0.494 James Mouton, R (4, 9) OBP: 0.275, SLG: 0.262	X 0-0 P5 ①	B B S S X 2-1 G3 ②		C S F S 0-3 K ①		B B X 2-0 1B BB 1B 1-3		S X 0-1 F9 ②		3	0	0	0	0	1	3
										2	0	1	0	0	0	0
Ken Caminiti, S (1, 5) OBP: 0.362, SLG: 0.528	B 1 SAFE F S 1 SAFE B B B 4-2 S 1B BB 1-2	X 0-0 2B 3-H		1 SAFE B F F 1 SAFE F F 1 S 1-3 K ②		B B B F B 4-1 1B BB 1-2		C C B F B F F F 2-2 X F7 ③		3	1	1	1	2	1	1
Greg Vaughn, R (1, 7) OBP: 0.368, SLG: 0.630	B X 1-0 P5 ②	B B F X 2-1 P5 ③		P S B X 2-1 E6 1-2		B C F B X 2-2 SF7 ② 3-H			B X 1-0 L6 ①	4	0	0	1	0	0	4
Jim Leyritz, R (1, 2) OBP: 0.397, SLG: 0.484	B B B B 4-0 1B BB 1-2 2-3		B F B B X 3-1 G5-3 ①	B C B S X 2-2 G2-3 ③		C X 0-1 1B 1-2 2-3			F F B S 1-3 K ②	4	0	1	0	1	1	2
George Arias, R (1, 3) OBP: 0.294, SLG: 0.588 Mark Sweeney, L (6, PH) OBP: 0.337, SLG: 0.364 (6, 3)	B X 1-0 1B 1-2 2-H 3-H		B X 1-0 3B		B B F F B S 3-3 K ①	B X 1-0 L7 ③			C B C X 1-2 G5-3 ③	3	0	2	2	0	1	0
										2	0	0	0	0	0	3
Ruben Rivera, R (1, 8) OBP: 0.335, SLG: 0.400	C X 0-1 P3 ③		B C F B F F B C 3-3 K ②		B X 1-0 L4 ②		C B B B X 3-1 G5-3 ①			4	0	0	0	0	1	3
Chris Gomez, R (1, 6) OBP: 0.347, SLG: 0.382 Scott Sanders, R (5, 1) John Vander Wal, L (7, PH) OBP: 0.373, SLG: 0.528 Randy Myers, L (7, 1) Brian Boehringer, S (8, 1)		X 0-0 3B 1B	C B B B B 4-1 BB		X 0-0 G1-3 ③		C B B X 2-1 P3 ②			2	1	1	0	1	0	0
										0	0	0	0	0	0	0
										1	0	0	0	0	0	0
										0	0	0	0	0	0	0
										0	0	0	0	0	0	0
Sterling Hitchcock, L (1, 1) OBP: 0.156, SLG: 0.136 Andy Sheets, R (5, 6) OBP: 0.315, SLG: 0.364		M L B S 1-3 K ①	B B C C B S 3-3 K ③		B X 1-0 P9 ①	C S B S 1-3 K ③				2	0	0	0	0	2	3
										2	0	0	0	0	1	0
Inning Stats	R: 2 E: 0 K: 0 S: 9 H: 2 LOB: 2 BB: 2 P: 20	R: 2 E: 0 K: 1 S: 12 H: 3 LOB: 1 BB: 0 P: 18	R: 0 E: 0 K: 2 S: 12 H: 1 LOB: 2 BB: 1 P: 26	R: 0 E: 1 K: 2 S: 15 H: 0 LOB: 2 BB: 1 P: 23	R: 0 E: 0 K: 1 S: 5 H: 0 LOB: 0 BB: 0 P: 9	R: 1 E: 0 K: 0 S: 10 H: 3 LOB: 3 BB: 1 P: 21	R: 0 E: 0 K: 1 S: 7 H: 0 LOB: 0 BB: 0 P: 13	R: 0 E: 0 K: 0 S: 15 H: 0 LOB: 0 BB: 0 P: 19	R: 0 E: 0 K: 1 S: 7 H: 0 LOB: 0 BB: 0 P: 10	1B: 6 2B: 1 3B: 2 HR: 0	SF: 1 SAC: 0 DP: 0 HBP: 0					

San Diego Padres @ Colorado Rockies

Coors Field, Denver, CO

Fri Sep 04 1998, 7:05 PM MDT

Att. 44,596 - Unknown - 88 F

TOP

livebaseballscorecards.com

AB	36
R	5
H	9
RBI	5
BB	5
SO	8
LOB	19

WP: 0 PB: 0 SB: 2 CS: 0 PA: 42

PITCHER		IP	WLS	BF	H	R	ER	SO	BB	IBB	HBP	BLK	WP	HR	S	P	ERA	WHIP
Bobby Jones, L ERA: 5.33	(1, 1)	5.1		30	8	5	5	6	5	0	0	0	0	0	57	108	8.44	2.438
Dave Veres, R ERA: 3.07	(6, 1)	1.2	W	6	1	0	0	1	0	0	0	0	0	0	13	22	0.00	0.600
David Wainhouse, R ERA: 4.32	(8, 1)	1.0		3	0	0	0	0	0	0	0	0	0	0	15	19	0.00	0.000
Jerry Dipoto, R ERA: 3.57	(9, 1)	1.0		3	0	0	0	1	0	0	0	0	0	0	7	10	0.00	0.000

PITCHER	IP	WLS	BF	H	R	ER	SO	BB	IBB	HBP	BLK	WP	HR	S	P	ERA	WHIP

Batter	1	2	3	4	5	6	7	8	9	AB	R	H	RBI	BB	SO	LOB
Darryl Hamilton, L (1, 8) OBP: 0.394, SLG: 0.402	C X 0-1 ① G6-3		X 0-0 ① F9	B B B C X 3-1 ③ F7		B X 1-0 E1 SH1-3 1-H HR	1 SAFE C B B F B X 3-2 1-H HR			5	2	1	2	0	0	1
Neifi Perez, S (1, 6) OBP: 0.319, SLG: 0.386	C X 0-1 2B 1B 1B		B C B C B X 3-2 ② P4		C B X 1-1 ① F8	X 0-0 ① SH1-3 2-3	C X 0-1 ② G5-3			4	1	1	0	0	0	0
Dante Bichette, R (1, 7) OBP: 0.361, SLG: 0.525	F B X 1-1 1B 1-3 2B		C B X 1-1 ③ P5		X 0-0 ② L8	F F X 0-2 ② P3	B F F B F F X 2-2 ③ G6-3			5	0	1	0	0	0	1
Larry Walker, L (1, 9) OBP: 0.425, SLG: 0.609	S B F F X 1-2 G6-4-3 2-3 3-H 1B			B B B 4-0 HR BB	B B B C B 4-1 3B BB	B C B B I 4-1 HR IBB		B B B C B 4-1 17 1B G5-3 BB		1	3	1	1	4	0	0
Vinny Castilla, R (1, 5) OBP: 0.373, SLG: 0.609	B S 1 SAFE B X 2-1 ② ③ G6-4-3 1-2f			B F X 1-1 1-H HR	1 SAFE X 0-0 1-H 3B	X 0-0 1-H 3-H HR		F F F F X 0-2 ① G5-3 1-2		5	2	3	6	0	0	3
17 Todd Helton, L (1, 3) OBP: 0.376, SLG: 0.535		B C C X 1-2 1B	B F X 1-1 HR	F B C B B F B 4-2 3 HBP BB	X 0-0 1B			B F F B X 2-2 2-3 1B		4	1	4	1	1	0	0
3 Mike Lansing, R (1, 4) OBP: 0.314, SLG: 0.379		S F 1 SAFE B F B X 2-2 ① F8	B F B X 2-1 ① F8	F F B H 2-2 1-2 HBP	X 0-0 ③ L7			S F C 0-3 ② K		4	0	0	0	0	1	4
Kirt Manwaring, R (1, 2) OBP: 0.334, SLG: 0.335 Dave Veres, R (6, 1) OBP: 0.333, SLG: 0.333 Angel Echevarria, R (7, PH) OBP: 0.364, SLG: 0.727 David Wainhouse, L (8, 1) Jason Bates, S (8, PH) OBP: 0.265, SLG: 0.217 Jerry Dipoto, R (9, 1)		C C B F 1 SAFE F C 1-3 ② K	X 0-0 WP 1B	B F F F X 1-2 ③ G5-3		X 0-0 ① F7	B F B B F X 3-2 ③ L6			3 0 1 0 1	0 0 0 0 0	1 0 0 0 0	0 0 0 0 0	0 0 0 0 0	1 0 0 0 2	4 0 0 0 0
Bobby Jones, R (1, 1) OBP: 0.171, SLG: 0.195 Jeff Reed, L (6, 2) OBP: 0.379, SLG: 0.475		B C X 1-1 ③ G4-3	L 1 SAFE B B S S 2-3 ② K 1-2			B C X 1-1 E E 1B	C X 0-1 HR 1B			2 2	0 2	0 2	0 0	0 0	1 0	2 0
Inning Stats	R: 1 H: 3 E: 0 LOB: 1 K: 0 BB: 0 S: 12 P: 16	R: 0 H: 1 E: 0 LOB: 1 K: 1 BB: 0 S: 14 P: 19	R: 0 H: 0 E: 0 LOB: 0 K: 0 BB: 0 S: 6 P: 10	R: 3 H: 3 E: 0 LOB: 1 K: 1 BB: 1 S: 12 P: 25	R: 1 H: 1 E: 0 LOB: 3 K: 0 BB: 2 S: 13 P: 25	R: 4 H: 3 E: 1 LOB: 1 K: 0 BB: 1 S: 11 P: 17	R: 2 H: 2 E: 0 LOB: 0 K: 0 BB: 0 S: 13 P: 18	R: 0 H: 1 E: 0 LOB: 2 K: 1 BB: 1 S: 15 P: 24		1B: 8 SF: 0 2B: 1 SAC: 1 3B: 1 DP: 1 HR: 4 HBP: 1						

PITCHER		IP	WLS	BF	H	R	ER	SO	BB	IBB	HBP	BLK	WP	HR	S	P	ERA	WHIP
Sterling Hitchcock, L ERA: 4.11	(1, 1)	4.2		25	8	5	5	2	3	0	1	0	1	2	54	91	9.64	2.357
Scott Sanders, R ERA: 8.1	(5, 1)	1.1	L	9	3	4	0	0	0	1	0	0	0	1	14	21	0.00	2.250
Randy Myers, L ERA: 4.13	(7, 1)	1.0		5	2	2	2	0	0	0	0	0	0	1	13	18	18.00	2.000
Brian Boehringer, R ERA: 4.54	(8, 1)	1.0		5	1	0	0	1	1	0	0	0	0	0	15	24	0.00	2.000

PITCHER	IP	WLS	BF	H	R	ER	SO	BB	IBB	HBP	BLK	WP	HR	S	P	ERA	WHIP

BOTTOM

San Diego Padres @ Colorado Rockies

Coors Field, Denver, CO

Fri Sep 04 1998, 7:05 PM MDT

Att. 44,596 - Unknown - 88 F

livebaseballscorecards.com

AB	37
R	11
H	14
RBI	10
BB	5
SO	3
LOB	17

WP: 1 PA: 44
PB: 0
SB: 0
CS: 0

Batter	1	2	3	4	5	6	7	8	9	AB	R	H	RBI	BB	SO	LOB
Quilvio Veras, S (1, 4) OBP: 0.387, SLG: 0.365	B B B C C F F B 4-2 F8 S BB		C X 0-1 G4-3 2B		X 0-0 1B	C B B C F B X 3-2 ③ G4-3			B C X 1-1 ③ G4-3	4	0	2	0	1	0	1
Tony Gwynn, L (1, 9) OBP: 0.371, SLG: 0.489 Ruben Rivera, R (7, 9) OBP: 0.335, SLG: 0.400	F B F 1 SAFE B S 2-3 ① K		X 0-0 ② G4-3 2-3		1 SAFE 1 SAFE B 1 SAFE 1 SAFE B C X 2-1 ③ L5		X 0-0 ① F8			4 0	0 0	0 0	0 0	0 0	1 0	3 0
Ken Caminiti, S (1, 5) OBP: 0.361, SLG: 0.524	C C B B B X 3-2 ② F8 1-3		B F B C B B 4-2 S BB			F X 0-1 ① L8	B F F F X 1-2 ② G3-1			3	0	0	0	1	0	1
Greg Vaughn, R (1, 7) OBP: 0.368, SLG: 0.629	B C X 1-1 ③ G6-3		F F F B B B F C 3-3 ③ K 1-2			X 0-0 HR 2B	B X 1-0 ③ F8			4	1	1	0	0	1	3
Steve Finley, L (1, 8) OBP: 0.299, SLG: 0.400		X 0-0 G5-3 1B 1B		F X 0-1 G4-6-3 1B		F B X 1-1 2-H HR		F F F F B F B X 2-2 ① P6		4	1	3	2	0	0	0
Mark Sweeney, L (1, 3) OBP: 0.340, SLG: 0.373		C B F X 1-2 G5-3 1-2 1B		C X 0-1 ① ② G4-6-3 1-2f		B F C X 1-2 2B 2B		C C B X 1-2 ② F7		4	1	2	0	0	0	1
Carlos Hernandez, R (1, 2) OBP: 0.310, SLG: 0.379	C F B X 1-2 ① ② G5-3 1-2 2-3f			B X 1-0 ③ F8		C C B F B X 2-2 ② P4		B B B X 3-0 ③ G6-3		4	0	0	0	0	0	3
Chris Gomez, R (1, 6) OBP: 0.348, SLG: 0.382	B F S S 1-3 ③ K				B X 1-0 ① G6-3	B I I I 4-0 2B IBB			X 0-0 L6-3 1B	3	1	1	0	1	1	1
Kevin Brown, R (1, 1) OBP: 0.221, SLG: 0.230 Randy Myers, L (8, 1) Dan Miceli, R (8, 1) OBP: 1.000, SLG: 1.000 John Vander Wal, L (9, PH) OBP: 0.370, SLG: 0.523 Trevor Hoffman, R (9, 1)			X 0-0 ① G5-3		C B F B F F B X 3-2 ② P6	B B C C B X 3-2 1-H 2-H 2B			B C F B X 2-2 ① ② L6-3 1-2	3 0 0 1 0	0 0 0 0 0	1 0 0 0 0	2 0 0 0 0	0 0 0 0 0	0 0 0 1 0	0 0 0 1 0
Inning Stats	R: 0 H: 0 E: 0 LOB: 1 K: 1 BB: 1 S: 12 P: 22	R: 0 H: 2 E: 0 LOB: 1 K: 1 BB: 0 S: 10 P: 13	R: 0 H: 1 E: 0 LOB: 2 K: 1 BB: 1 S: 11 P: 18	R: 0 H: 1 E: 0 LOB: 0 K: 0 BB: 0 S: 5 P: 6	R: 0 H: 1 E: 0 LOB: 1 K: 0 BB: 0 S: 10 P: 16	R: 4 H: 4 E: 0 LOB: 1 K: 0 BB: 1 S: 19 P: 33	R: 0 H: 0 E: 0 LOB: 0 K: 0 BB: 0 S: 6 P: 8	R: 0 H: 0 E: 0 LOB: 0 K: 0 BB: 0 S: 10 P: 16	R: 0 H: 1 E: 0 LOB: 0 K: 0 BB: 0 S: 6 P: 9	1B: 5 SF: 0 2B: 5 SAC: 0 3B: 0 DP: 3 HR: 1 HBP: 0						WP: 0 PA: 37 PB: 0 SB: 2 CS: 0

TOP

San Diego Padres @ Colorado Rockies

Coors Field, Denver, CO

Sat Sep 05 1998, 3:33 AM MDT

Att. 42,930 - Sunny - 85 F

livebaseballscorecards.com

AB	34
R	4
H	10
RBI	4
BB	3
SO	3
LOB	14

PITCHER		IP	WLS	BF	H	R	ER	SO	BB	IBB	HBP	BLK	WP	HR	S	P	ERA	WHIP
Darryl Kile, R ERA: 5.54	(1, 1)	7.0	L	31	9	4	1	3	2	1	0	0	0	1	73	116	1.29	1.571
Curt Leskanic, R ERA: 3.41	(8, 1)	1.0		3	0	0	0	0	0	0	0	0	0	0	10	16	0.00	0.000
Jerry Dipoto, R ERA: 3.52	(9, 1)	1.0		3	1	0	0	0	0	0	0	0	0	0	6	9	0.00	1.000

PITCHER	IP	WLS	BF	H	R	ER	SO	BB	IBB	HBP	BLK	WP	HR	S	P	ERA	WHIP

BOTTOM

San Diego Padres @ Colorado Rockies

Coors Field, Denver, CO

Sat Sep 05 1998, 3:33 AM MDT

Att. 42,930 - Sunny - 85 F

livebaseballscorecards.com

Batter	1	2	3	4	5	6	7	8	9	AB	R	H	RBI	BB	SO	LOB
Darryl Hamilton, L (1, 8) OBP: 0.390, SLG: 0.398	C B F C 1-3 K ①		X 0-0 G3-1 ② 2-3		C X 0-1 G4-3 ①		X 0-0 G4-3 ②		C B F B X 2-2 G4-3 ② 1-2	5	0	0	0	0	1	2
Neifi Perez, S (1, 6) OBP: 0.320, SLG: 0.385	C S B X 1-2 G4-3 ②		B X 1-0 F9 ③		S C C 0-3 K ②		B X 1-0 1B 1B		S B B C B B 4-2 BB 2-3 BB	4	0	1	0	1	1	1
Larry Walker, L (1, 9) OBP: 0.429, SLG: 0.609	B C B B F B 4-2 BB			S B X 1-1 G6-3 ①	B B F F B B B 4-2 FC6-4 BB		C 1 SAFE B B C C X 2-2 1B 1-2		S B B B C B B 4-2 BB 1-2	2	0	1	0	3	0	0
Vinny Castilla, R (1, 5) OBP: 0.372, SLG: 0.605	X 0-0 P3 ③			X 0-0 BB 17 BB 3 1B 1B	B X 1-0 FC6-4 ③ 1-2f		B S F B S 2-3 K ③		B B X 2-0 F9 ③	5	1	1	0	0	1	7
17 Todd Helton, L (1, 3)		X 0-0 G6-3 ①		B B F B B 4-1 BB 3 1B 1-2 BB		B F C S 1-3 K ①		F C B S 1-3 K ①		3	1	0	0	1	2	0
Jeff Reed, L (1, 2) OBP: 0.379, SLG: 0.471 7 Kurt Abbott, R (8, PH) OBP: 0.299, SLG: 0.384 Jerry Dipoto, R (9, 1)		B X 1-0 G4-1 ②		B B C B B 4-1 3 1B 1-2 2-3 BB		X 0-0 F7 ②		X 0-0 L8 ②		2 1 0	0 0 0	0 0 0	0 0 0	1 0 0	0 0 0	0 0 0
3 Mike Lansing, R (1, 4) OBP: 0.314, SLG: 0.378		B X 1-0 F9 ③		B B C B X 3-1 1B ② 1-3 2-H 3-H 1B		X 0-0 E5		B C B B C F X 3-2 G6-3 ③		4	0	1	2	0	0	0
Angel Echevarria, R (1, 7) OBP: 0.400, SLG: 0.643			B C H 2-1 G3-1 SH5-3 HBP	X 0-0 1-3 1B		X 0-0 F9 ③			S B F S 1-3 K ①	3	0	1	0	0	1	1
Darryl Kile, R (1, 1) OBP: 0.281, SLG: 0.339 1 Curtis Goodwin, L (7, PH) OBP: 0.311, SLG: 0.299 Curt Leskanic, R (8, 1) 22 Mark Strittmatter, R (9, 2) Dante Bichette, R (9, PH) OBP: 0.362, SLG: 0.526			C L X 0-2 SH5-3 ① 1-2	X 0-0 G6-3 ③			C F B B S 2-3 K ①		B C X 1-1 WP G4-3 1B	1 1 0 0 1	0 0 0 0 0	0 0 0 0 1	0 0 0 0 0	0 0 0 0 0	0 1 0 0 0	2 0 0 0 0
Inning Stats	R: 0 H: 0 E: 0 LOB: 1 K: 1 BB: 1 S: 9 P: 15	R: 0 H: 0 E: 0 LOB: 0 K: 0 BB: 0 S: 3 P: 5	R: 0 H: 0 E: 0 LOB: 1 K: 0 BB: 0 S: 6 P: 9	R: 2 H: 3 E: 0 LOB: 2 K: 0 BB: 2 S: 9 P: 21	R: 0 H: 0 E: 0 LOB: 1 K: 1 BB: 1 S: 8 P: 13	R: 0 H: 0 E: 1 LOB: 1 K: 1 BB: 0 S: 6 P: 7	R: 0 H: 2 E: 0 LOB: 2 K: 2 BB: 0 S: 11 P: 18	R: 0 H: 0 E: 0 LOB: 0 K: 1 BB: 0 S: 8 P: 12	R: 0 H: 1 E: 0 LOB: 3 K: 1 BB: 2 S: 13 P: 27	1B: 6 2B: 0 3B: 0 HR: 0	SF: 0 SAC: 1 DP: 0 HBP: 1			WP: 1 PB: 0 SB: 0 CS: 0	PA: 40		

	AB	32
	R	2
	H	6
	RBI	2
	BB	6
	SO	7
	LOB	13

PITCHER		IP	WLS	BF	H	R	ER	SO	BB	IBB	HBP	BLK	WP	HR	S	P	ERA	WHIP
Kevin Brown, R ERA: 2.42	(1, 1)	7.0	W	31	5	2	2	5	4	0	1	0	0	0	52	88	2.57	1.286
Randy Myers, L ERA: 4.1	(8, 1)	0.1		1	0	0	0	1	0	0	0	0	0	0	3	4	0.00	0.000
Dan Miceli, R ERA: 3.36	(8, 1)	0.2		2	0	0	0	0	0	0	0	0	0	0	5	8	0.00	0.000
Trevor Hoffman, R ERA: 1.54	(9, 1)	1.0	S	6	1	0	0	1	2	0	0	0	1	0	13	27	0.00	3.000

PITCHER		IP	WLS	BF	H	R	ER	SO	BB	IBB	HBP	BLK	WP	HR	S	P	ERA	WHIP

San Diego Padres @ Colorado Rockies

Coors Field, Denver, CO

Sun Sep 06 1998, 3:33 AM MDT

Att. 46,240 - Sunny - 94 F

livebaseballscorecards.com

TOP

Batter	1	2	3	4	5	6	7	8	9	AB	R	H	RBI	BB	SO	LOB
Quilvio Veras, S (1, 4) OBP: 0.385, SLG: 0.362	B F F X 1-2 ① G3-1		C B B C C 2-3 ② K		B C C X 1-2 ③ P8			X 0-0 E 1B 2-3 1B		3	0	0	0	0	1	0
Andy Sheets, R (7, 4) OBP: 0.319, SLG: 0.368										1	1	1	0	0	0	0
Tony Gwynn, L (1, 9) OBP: 0.372, SLG: 0.491	C B B B F S 3-3 ② K		B B B B 4-0 BB			X 0-0 2B		B X 1-0 ① SF8 1-2 3-H		2	0	1	1	1	1	0
Donne Wall, R (8, 1) OBP: 0.286, SLG: 0.286										0	0	0	0	0	0	0
Ken Caminiti, S (1, 5) OBP: 0.358, SLG: 0.520	B F B B F X 3-2 ③ F7		X 0-0 ③ L9			X 0-0 ① L4		H 1-0 1B HBP		3	0	0	0	0	0	2
George Arias, R (6, 5) OBP: 0.333, SLG: 0.588										0	0	0	0	0	0	0
Greg Vaughn, R (1, 7) OBP: 0.366, SLG: 0.626		B B F S B X 3-2 ① L7		X 0-0 ① G6-3		X 0-0 ② P6		F C B B S 2-3 ② K		3	0	0	0	0	0	1
Ruben Rivera, R (6, 7) OBP: 0.333, SLG: 0.397										1	0	0	0	0	1	2
Steve Finley, L (1, 8) OBP: 0.300, SLG: 0.403		S B B C B F X 3-2 2B		B B F B X 3-1 ② G4-3		B X 1-0 ③ G4-3		X 0-0 1-3 2-H 1B		4	0	2	1	0	0	1
Mark Sweeney, L (1, 3) OBP: 0.345, SLG: 0.374		B B F 2 SAFE B F B 4-2 BB		C B F B F F B X 3-2 1B			C F X 0-2 ① F8	B X 1-0 ③ G4-3		2	0	1	0	1	0	0
Matt Clement, R (7, 1)										0	0	0	0	0	0	0
James Mouton, R (8, PH) OBP: 0.271, SLG: 0.258 (8, 9)										1	0	0	0	0	0	2
Carlos Hernandez, R (1, 2) OBP: 0.307, SLG: 0.374		X 0-0 ② L8		1 SAFE 1 SAFE X 0-0 ③ L6			X 0-0 ② F7		B F F C 1-3 ① K	4	0	0	0	0	1	3
Chris Gomez, R (1, 6) OBP: 0.345, SLG: 0.378		B S B F B C 3-3 ③ K			C F F X 0-2 ① F7		B C X 1-1 ③ G6-3		B S X 1-1 ② G6-3	4	0	0	0	0	1	2
Joey Hamilton, R (1, 1) OBP: 0.172, SLG: 0.238			B S F F S 1-3 ① K		C B B B X 3-1 ② G3			X 0-0 1B SF8 2B	C B X 1-1 ③ G4-3	1	0	0	0	0	1	0
Greg Myers, L (5, PH) OBP: 0.301, SLG: 0.362										1	0	0	0	0	0	0
Scott Sanders, R (5, 1)										0	0	0	0	0	0	0
John Vander Wal, L (7, 3) OBP: 0.372, SLG: 0.532										2	1	1	0	0	0	0
Inning Stats	R: 0 E: 0 K: 1 S: 9 H: 0 LOB: 0 BB: 0 P: 16	R: 0 E: 0 K: 1 S: 13 H: 1 LOB: 2 BB: 1 P: 26	R: 0 E: 0 K: 2 S: 8 H: 0 LOB: 1 BB: 1 P: 15	R: 0 E: 0 K: 0 S: 9 H: 1 LOB: 1 BB: 0 P: 15	R: 0 E: 0 K: 0 S: 9 H: 0 LOB: 0 BB: 0 P: 13	R: 0 E: 0 K: 0 S: 4 H: 1 LOB: 1 BB: 0 P: 5	R: 0 E: 0 K: 0 S: 6 H: 0 LOB: 0 BB: 0 P: 7	R: 2 E: 1 K: 1 S: 8 H: 3 LOB: 2 BB: 0 P: 13	R: 0 E: 0 K: 1 S: 7 H: 0 LOB: 0 BB: 0 P: 10	1B: 3 2B: 3 3B: 0 HR: 0	SF: 1 SAC: 0 DP: 0 HBP: 1	WP: 0 PB: 0 SB: 0 CS: 0	PA: 36				

	AB	32
	R	2
	H	6
	RBI	2
	BB	2
	SO	6
	LOB	13

PITCHER		IP	WLS	BF	H	R	ER	SO	BB	IBB	HBP	BLK	WP	HR	S	P	ERA	WHIP
Jamey Wright, R ERA: 5.63	(1, 1)	8.0	W	33	6	2	2	5	2	0	1	0	0	0	66	110	2.25	1.000
Mike Munoz, L ERA: 6.32	(9, 1)	1.0		3	0	0	0	1	0	0	0	0	0	0	7	10	0.00	0.000

PITCHER	IP	WLS	BF	H	R	ER	SO	BB	IBB	HBP	BLK	WP	HR	S	P	ERA	WHIP

Batter	1	2	3	4	5	6	7	8	9	AB	R	H	RBI	BB	SO	LOB
Darryl Hamilton, L (1, 8) OBP: 0.392, SLG: 0.398	H 1-0 SH1-4 PB E HBP	M L F B F X 1-2 ① P6	X 0-0 2B E 1-2 2-H 1B		C X 0-1 ① F8		B B F B C X 3-2 1B E 1B			4	3	2	1	0	0	2
1 Curtis Goodwin, L (8, 8) OBP: 0.311, SLG: 0.299										0	0	0	0	0	0	0
Neifi Perez, S (1, 6) OBP: 0.320, SLG: 0.386	B I X 1-1 ① SH1-4 1-3	F X 0-1 ② F8	X 0-0 E2 1-H 2-H 2B		C B F F B X 2-2 ② G5-3		S C X 0-2 ② F8			4	0	1	1	0	0	3
7 Kurt Abbott, R (8, 6) OBP: 0.299, SLG: 0.384										0	0	0	0	0	0	0
Dante Bichette, R (1, 7) OBP: 0.364, SLG: 0.526	B C B F F X 2-2 ② L4	F X 0-1 1B 1-2 2-H 1B	C S X 0-2 ③ P6		F X 0-1 2-6 1B		C B X 1-1 1-2 E 1B			5	1	3	1	0	0	2
Larry Walker, L (1, 9) OBP: 0.434, SLG: 0.612	B B C F B F B 4-2 1B S BB	B F X 1-1 1-2 2-H 1B		B C X 1-1 17 1B 3 SF8 1B	C B B 2-1 ③ 2-6 1-2	B C B B F X 3-2 3 IHR 1B	B F F B X 2-2 E4 1-H 2-H 1B 2B			3	2	3	1	1	0	0
Angel Echevarria, R (7, 9) OBP: 0.438, SLG: 0.733										1	1	1	2	0	0	0
Vinny Castilla, R (1, 5) OBP: 0.371, SLG: 0.603	S B X 1-1 17 BB 1-3 3-H 1B	B S X 1-1 ③ F8		S X 0-1 ① P8		B S C S 1-3 ① K	B X 1-0 3-H 1B			4	0	1	0	0	1	4
Jason Bates, S (7, PH) OBP: 0.275, SLG: 0.230										1	0	1	1	0	0	0
(8, 5)																
17 Todd Helton, L (1, 3) OBP: 0.375, SLG: 0.530	L B B B B 4-1 1-2 BB		F B F S 1-3 ① K	B B B C F F X 3-2 WP 1-3 1B		C B B F X 2-2 ② F8	B C C B F X 2-2 ③ L6			4	0	1	0	1	1	2
3 Mike Lansing, R (1, 4) OBP: 0.313, SLG: 0.384	B B C C B X 3-2 ③ F9		F X 0-1 ② P8	B B X 2-0 ② SF8 3-H		B B X 2-0 1-H IHR	X 0-0 ① F8			3	1	1	3	0	0	3
Terry Shumpert, R (8, 4) OBP: 0.273, SLG: 0.429										1	0	0	0	0	0	0
Jeff Reed, L (1, 2) OBP: 0.379, SLG: 0.464		B B F X 2-1 E9 BB 1B	B B B C B 4-1 BB 1B BB	B S B I 4-1 1-2 IBB		B C F B X 2-2 ③ G4-3	B X 1-0 ② G6-3			3	2	0	0	2	0	0
Jamey Wright, R (1, 1) OBP: 0.226, SLG: 0.280		C B B L B B 4-2 1B 1-2 1B BB	B B B C B 4-1 1B 1-2 2B BB	S F S S 0-3 ③ K			B C B F T 2-2 ① K	C X 0-1 ③ F8		2	2	0	0	2	2	2
Mark Strittmatter, R (8, PH)										1	0	0	0	0	0	0
Mike Munoz, L (9, 1)										0	0	0	0	0	0	0
Inning Stats	R: 1 E: 0 K: 0 S: 15 H: 1 LOB: 3 BB: 2 P: 31	R: 2 E: 1 K: 0 S: 17 H: 2 LOB: 2 BB: 1 P: 26	R: 3 E: 1 K: 1 S: 12 H: 2 LOB: 1 BB: 2 P: 21	R: 1 E: 0 K: 1 S: 14 H: 2 LOB: 2 BB: 1 P: 24	R: 0 E: 0 K: 0 S: 9 H: 1 LOB: 1 BB: 0 P: 13	R: 2 E: 0 K: 1 S: 13 H: 2 LOB: 0 BB: 0 P: 23	R: 3 E: 1 K: 1 S: 19 H: 4 LOB: 1 BB: 0 P: 30	R: 0 E: 0 K: 0 S: 4 H: 0 LOB: 0 BB: 0 P: 5		1B: 11 2B: 2 3B: 0 HR: 1 SF: 1 SAC: 1 DP: 0 HBP: 1						

PITCHER		IP	WLS	BF	H	R	ER	SO	BB	IBB	HBP	BLK	WP	HR	S	P	ERA	WHIP
Joey Hamilton, R ERA: 4.55	(1, 1)	4.0	L	27	7	7	4	2	5	1	1	0	1	0	58	102	9.00	3.000
Scott Sanders, R ERA: 8.15	(5, 1)	2.0		9	3	2	2	1	0	0	0	0	0	0	22	36	9.00	1.500
Matt Clement, R ERA: 27.0	(7, 1)	1.0		7	4	3	3	1	0	0	0	0	0	0	19	30	27.00	4.000
Donne Wall, R ERA: 2.54	(8, 1)	1.0		3	0	0	0	0	0	0	0	0	0	0	4	5	0.00	0.000

PITCHER	IP	WLS	BF	H	R	ER	SO	BB	IBB	HBP	BLK	WP	HR	S	P	ERA	WHIP

BOTTOM

San Diego Padres @ Colorado Rockies

Coors Field, Denver, CO

Sun Sep 06 1998, 3:33 AM MDT

Att. 46,240 - Sunny - 94 F

livebaseballscorecards.com

AB	36
R	12
H	14
RBI	10
BB	6
SO	4
LOB	18

WP: 1 PB: 1 SB: 1 CS: 0 PA: 45

Batter	1	2	3	4	5	6	7	8	9	AB	R	H	RBI	BB	SO	LOB
Marvin Benard, L (1, 9) OBP: 0.374, SLG: 0.397	F9		G3			G4-3		1B		4	1	1	0	0	0	1
Bill Mueller, S (1, 5) OBP: 0.390, SLG: 0.397	G5-3			F8		1B		K		4	1	1	0	0	1	1
Barry Bonds, L (1, 7) OBP: 0.440, SLG: 0.593	F7			F8		HR		2B		4	2	2	0	0	0	0
Jeff Kent, R (1, 4) OBP: 0.354, SLG: 0.560		K		1B		HR		P4		4	1	2	3	0	1	2
Ellis Burks, R (1, 8) OBP: 0.370, SLG: 0.516		F7		G5-3		F8		2B		4	0	1	2	0	0	1
J.T. Snow, L (1, 3) OBP: 0.328, SLG: 0.403		F9			K	K			G6-3	4	0	0	0	0	2	0
Rey Sanchez, R (1, 6) OBP: 0.328, SLG: 0.365			F9		G5-3		F9		G6-4-3	3	0	1	0	1	0	0
Brian Johnson, R (1, 2) OBP: 0.294, SLG: 0.367			K		G5-3		G6-3		G6-4-3	4	0	0	0	0	1	2
Russ Ortiz, R (1, 1) OBP: 0.238, SLG: 0.158			1B		E4		K			2	0	1	0	0	0	1
Rich Rodriguez, L (6, 1) OBP: 0.200, SLG: 0.200										1	0	0	0	0	1	0
Julian Tavarez, L (7, 1) OBP: 0.111, SLG: 0.111										0	0	0	0	0	0	0
Jose Mesa, R (8, 1)										0	0	0	0	0	0	0
Robb Nen, R (9, 1)										0	0	0	0	0	0	0
Inning Stats	R: 0 E: 0 K: 0 S: 6 H: 0 LOB: 0 BB: 0 P: 9	R: 0 E: 0 K: 1 S: 5 H: 0 LOB: 0 BB: 0 P: 9	R: 0 E: 0 K: 1 S: 11 H: 1 LOB: 0 BB: 0 P: 15	R: 0 E: 0 K: 0 S: 8 H: 1 LOB: 1 BB: 0 P: 10	R: 0 E: 1 K: 1 S: 10 H: 1 LOB: 2 BB: 0 P: 14	R: 3 E: 0 K: 1 S: 10 H: 3 LOB: 0 BB: 0 P: 13	R: 0 E: 0 K: 1 S: 6 H: 0 LOB: 0 BB: 0 P: 9	R: 2 E: 0 K: 1 S: 14 H: 3 LOB: 1 BB: 0 P: 16	R: 0 E: 0 K: 0 S: 2 H: 0 LOB: 0 BB: 1 P: 7	1B: 7 2B: 1 3B: 0 HR: 1 SF: 0 SAC: 0 DP: 1 HBP: 0						

PITCHER		IP	WLS	BF	H	R	ER	SO	BB	IBB	HBP	BLK	WP	HR	S	P	ERA	WHIP
58 Stan Spencer, R ERA: 3.32	(1, 1)	7.0		27	6	3	3	5	0	0	0	0	0	1	56	79	3.86	0.857
Randy Myers, L ERA: 4.42	(8, 1)	0.1	L	3	2	2	2	1	0	0	0	0	0	0	9	10	54.00	6.000
Dan Miceli, R ERA: 3.32	(8, 1)	0.2		2	1	0	0	0	0	0	0	0	0	0	5	6	0.00	1.500
Donne Wall, R ERA: 2.51	(9, 1)	1.0		3	0	0	0	0	1	0	0	0	0	0	2	7	0.00	1.000

PITCHER	IP	WLS	BF	H	R	ER	SO	BB	IBB	HBP	BLK	WP	HR	S	P	ERA	WHIP

TOP

San Francisco Giants @ San Diego Padres

Qualcomm Stadium, San Diego, CA

Mon Sep 07 1998, 10:05 PM EDT

Att. 19,393 - Unknown - 72 F

livebaseballscorecards.com

AB	34
R	5
H	9
RBI	5
BB	1
SO	6
LOB	8

Batter	1	2	3	4	5	6	7	8	9	AB	R	H	RBI	BB	SO	LOB
Quilvio Veras, S (1, 4) OBP: 0.387, SLG: 0.362	C B F B C 2-3 K ①	X 0-0 1B		C B C F X 1-2 G5-3 ③		B C B B B 4-1 G4-6-3 BB		B B B B 4-0 1B BB		3	0	1	0	2	1	0
Tony Gwynn, L (1, 9) OBP: 0.373, SLG: 0.490 Ruben Rivera, R (8, PR) OBP: 0.333, SLG: 0.397 (9, 9)	B X 1-0 HBP 2B 1B	X 0-0 3-1 ③			B F B F X 2-2 G3 ①	S B B F X 2-2 G4-6-3 ②③ 1-2f		B X 1-0 WP 1-3 1B		5 0	1 0	2 0	0 0	0 0	0 0	3 0
Ken Caminiti, S (1, 5) OBP: 0.363, SLG: 0.532	X 0-0 F7 ②		C B B B X 3-1 WP S 1B		F C B X 1-2 HR		B F C X 1-2 BB SF8 2B	C B B B B 4-1 1-2 BB		4	2	3	1	1	0	1
Greg Vaughn, R (1, 7) OBP: 0.366, SLG: 0.622	C B F H 2-2 2B 1-2 HBP		S F S 0-3 K ① 1-2	X 0-0 L5 ②			B B I 4-0 BB IBB	F S S 0-3 K ③		3	0	0	0	1	2	4
Steve Finley, L (1, 8) OBP: 0.303, SLG: 0.405	B C F F X 1-2 1-3 2-H 2B		S F X 0-2 F8 ②	B X 1-0 1B			B B B C B 4-1 L3 1-2 2-3 BB		S X 0-1 G4-3 ①	4	0	2	1	1	0	1
John Vander Wal, L (1, 3) OBP: 0.379, SLG: 0.527 George Arias, R (7, PH) OBP: 0.333, SLG: 0.588 Mark Sweeney, L (7, PH) OBP: 0.342, SLG: 0.372 (8, 3)	B F C B B F F B 4-2 BB		S B B B F F F B 4-2 2-3 BB		S S S 0-3 K ③		X 0-0 SF8 ① 3-H		B B F X 2-1 F7 ②	1 0 1	0 0 0	0 0 1	0 0 0	2 0 0	1 0 0	1 0 0
Greg Myers, L (1, 2) OBP: 0.298, SLG: 0.377	C C X 0-2 F7 ③		F B X 1-1 F8 ③			C B B B X 2-1 HR	X 0-0 L3 ②③ 1-2		B F F C 1-3 K ③	5	1	1	1	0	1	7
Chris Gomez, R (1, 6) OBP: 0.346, SLG: 0.378		C B B X 2-1 58 G3-6-4 1B		B C C B F F X 2-2 G4-3 ①		F B B B B 4-1 58 SH3-4 BB		S B F S 1-3 K ①		3	0	1	0	1	1	0
58 Stan Spencer, R (1, 1) OBP: 0.143, SLG: 0.286 Randy Myers, L (8, 1) Dan Miceli, R (8, 1) OBP: 1.000, SLG: 1.000 Jim Leyritz, R (8, PH) OBP: 0.395, SLG: 0.482 Donne Wall, R (9, 1) OBP: 0.286, SLG: 0.286		B L X 1-1 G3-6-4 ①② 1-2f		S B F F S 1-3 K ②		B F F X 1-2 SH3-4 ① 1-2		B X 1-0 L5-3 ②		2 0 0 1 0	0 0 0 0 0	0 0 0 0 0	0 0 0 0 0	0 0 0 0 0	1 0 0 0 0	1 0 0 0 0
Inning Stats	R: 1 E: 0 K: 1 S: 18 H: 2 LOB: 3 BB: 1 P: 28	R: 0 E: 0 K: 0 S: 6 H: 2 LOB: 1 BB: 0 P: 9	R: 0 E: 0 K: 1 S: 14 H: 1 LOB: 2 BB: 1 P: 22	R: 0 E: 0 K: 1 S: 13 H: 0 LOB: 0 BB: 0 P: 17	R: 1 E: 0 K: 1 S: 11 H: 2 LOB: 1 BB: 0 P: 15	R: 1 E: 0 K: 0 S: 10 H: 1 LOB: 1 BB: 2 P: 23	R: 1 E: 0 K: 0 S: 6 H: 1 LOB: 1 BB: 2 P: 15	R: 0 E: 0 K: 2 S: 9 H: 1 LOB: 3 BB: 2 P: 20	R: 0 E: 0 K: 1 S: 7 H: 0 LOB: 0 BB: 0 P: 10	1B: 6 2B: 3 3B: 0 HR: 2		SF: 1 SAC: 1 DP: 3 HBP: 1				

PITCHER		IP	WLS	BF	H	R	ER	SO	BB	IBB	HBP	BLK	WP	HR	S	P	ERA	WHIP
Russ Ortiz, R ERA: 5.32	(1, 1)	5.0		26	8	3	3	4	3	0	1	0	1	2	65	100	5.40	2.200
Rich Rodriguez, L ERA: 3.92	(6, 1)	1.0		6	1	1	1	0	2	1	0	0	0	0	11	27	9.00	3.000
Julian Tavarez, R ERA: 3.43	(7, 1)	1.2	W	6	1	0	0	1	1	0	0	0	0	0	7	14	0.00	1.200
Jose Mesa, R ERA: 4.66	(8, 1)	0.1		2	0	0	0	1	1	0	0	0	1	0	4	8	0.00	3.000
Robb Nen, R ERA: 1.37	(9, 1)	1.0	S	3	0	0	0	1	0	0	0	0	0	0	7	10	0.00	0.000

PITCHER	IP	WLS	BF	H	R	ER	SO	BB	IBB	HBP	BLK	WP	HR	S	P	ERA	WHIP

BOTTOM

San Francisco Giants @ San Diego Padres

Qualcomm Stadium, San Diego, CA

Mon Sep 07 1998, 10:05 PM EDT
Att. 19,393 - Unknown - 72 F

livebaseballscorecards.com

AB	32
R	4
H	10
RBI	4
BB	8
SO	7
LOB	18

WP: 2	PA: 43		
PB: 0			
SB: 1			
CS: 0			

Batter	1	2	3	4	5	6	7	8	9	AB	R	H	RBI	BB	SO	LOB
Marvin Benard, L (1, 9) OBP: 0.386, SLG: 0.421	B X 1-0 HR		B B X 2-0 E4 G4-3 1B		C B X 1-1 IBB S FC1-2 1B	B F B B B 4-1 G3 BB BB		B F C B F X 2-2 CS 1B		4	1	4	1	1	0	0
Bill Mueller, S (1, 5) OBP: 0.390, SLG: 0.396	X 0-0 ① F7		B C B B B X 3-1 ② G4-3 2-3		F B C B B X 3-2 ① G3 1-2	B S B F B F B 4-2 G3 1-2 BB		F B P 2-1 ③ CS 1-2	B X 1-0 G5-4-3 1B	4	0	1	0	1	0	2
Barry Bonds, L (1, 7) OBP: 0.440, SLG: 0.589	B B B B 4-0 S BB		X 0-0 ③ G4-3		B B B I 4-0 FC1-2 1B 2-3 IBB	X 0-0 ② G3 1-2 2-3			C X 0-1 ① P7	3	1	0	0	2	0	4
Jeff Kent, R (1, 4) OBP: 0.351, SLG: 0.554	C S C 0-3 ② K 1-2			B F B F B S 3-3 ① K	B S X 1-1 ② FC1-2 1B 1B 1-2 3-H	F X 0-1 ③ F8			B X 1-0 ② ③ G5-4-3 1-2f	5	1	0	0	0	2	6
Ellis Burks, R (1, 8) OBP: 0.373, SLG: 0.519	X 0-0 ③ G5-3			B C X 1-1 2B 2B	S B X 1-1 1B 1B 1-2 2-H 1B		B B B B 4-0 G5-4-3 BB			3	2	2	1	1	0	1
J.T. Snow, L (1, 3) OBP: 0.332, SLG: 0.408		C F B B B B 4-2 F8-3 BB		B B F F X 2-2 BB 2B 2-H 2B	C B X 1-1 1B 1B 1-3 2-H 1B		B X 1-0 ① ② G5-4-3 1-2f			3	0	2	2	1	0	1
Brent Mayne, L (1, 2) OBP: 0.347, SLG: 0.355		C X 0-1 ① L4		C B B B B 4-1 BB BB	X 0-0 FC6-4 1B 1-2 3-H		C S S 0-3 ③ K			3	0	1	1	1	1	1
Rich Aurilia, R (1, 6) OBP: 0.323, SLG: 0.415		C X 0-1 ② ③ F8-3 1-2		B B C C B B 4-2 G1-6-3 BB 1-2 2-3	B X 1-0 ③ FC6-4 1-2f			B X 1-0 ① G1-3		3	0	0	0	1	0	3
Kirk Rueter, L (1, 1) OBP: 0.241, SLG: 0.259 Chris Jones, R (6, PH) OBP: 0.264, SLG: 0.293 John Johnstone, R (6, 1) Armando Rios, L (8, PH) OBP: 0.500, SLG: 2.000 Jose Mesa, R (8, 1) Robb Nen, R (9, 1)			B F X 1-1 ① G6-3	F F X 0-2 ② ③ G1-6-3 1-2f		F F B B C 2-3 ① K		B B F C C C 2-3 ② K		2 0 0 0 0 0 3 1 0 0 0 0 1 0 0 0 0 0 0 0 0 1 0 0 0 0 1 0 0 0 0 0 0 0 0 0 0 0 0 0 0 0						
Inning Stats	R: 1 H: 1 E: 0 LOB: 1 K: 1 BB: 1 S: 6 P: 11	R: 0 H: 0 E: 0 LOB: 0 K: 0 BB: 1 S: 6 P: 10	R: 0 H: 1 E: 1 LOB: 1 K: 0 BB: 0 S: 6 P: 12	R: 1 H: 2 E: 0 LOB: 2 K: 1 BB: 2 S: 14 P: 28	R: 3 H: 4 E: 0 LOB: 2 K: 0 BB: 1 S: 13 P: 25	R: 0 H: 0 E: 0 LOB: 2 K: 1 BB: 2 S: 10 P: 20	R: 0 H: 0 E: 0 LOB: 0 K: 1 BB: 1 S: 4 P: 9	R: 0 H: 1 E: 0 LOB: 0 K: 1 BB: 0 S: 10 P: 16	R: 0 H: 1 E: 0 LOB: 0 K: 0 BB: 0 S: 4 P: 6	1B: 7 SF: 0 2B: 3 SAC: 0 3B: 0 DP: 4 HR: 1 HBP: 0						

TOP

San Francisco Giants @ San Diego Padres

Qualcomm Stadium, San Diego, CA

Tue Sep 08 1998, 10:05 PM EDT

Att. 19,362 - Unknown - 72 F

livebaseballscorecards.com

AB	32
R	5
H	10
RBI	5
BB	8
SO	5
LOB	21

PITCHER		IP	WLS	BF	H	R	ER	SO	BB	IBB	HBP	BLK	WP	HR	S	P	ERA	WHIP
Andy Ashby, R ERA: 3.32	(1, 1)	5.0	L	26	8	5	5	2	4	1	0	0	0	1	45	86	9.00	2.400
Roberto Ramirez, L ERA: 8.44	(6, 1)	0.2		4	0	0	0	1	2	0	0	0	0	0	8	18	0.00	3.000
Brian Boehringer, R ERA: 4.39	(6, 1)	2.1		7	1	0	0	2	1	0	0	0	0	0	16	27	0.00	0.857
Scott Sanders, R ERA: 7.93	(9, 1)	1.0		3	1	0	0	0	0	0	0	0	0	0	4	6	0.00	1.000

PITCHER	IP	WLS	BF	H	R	ER	SO	BB	IBB	HBP	BLK	WP	HR	S	P	ERA	WHIP

Batter	1	2	3	4	5	6	7	8	9	AB	R	H	RBI	BB	SO	LOB
Quilvio Veras, S (1, 4) OBP: 0.386, SLG: 0.361	X 0-0 G6-3 ①		B X 1-0 G4-3 ①			X 0-0 F8 ①		S T B X 2-2 G3 ③		2	0	0	0	0	0	0
Andy Sheets, R (6, PH) OBP: 0.317, SLG: 0.366 (7, 4)										1	0	0	0	0	0	0
Mark Sweeney, L (8, PH) OBP: 0.340, SLG: 0.370 (9, 9)										1	0	0	0	0	0	1
Tony Gwynn, L (1, 9) OBP: 0.372, SLG: 0.496	B C T B F X 2-2 HR		B B B S T X 3-2 G4-3 ②			B S X 1-1 G6-3 ②			B C F B X 2-2 G4-3 S 1B	3	1	1	1	0	0	0
Ed Giovanola, L (9, 4) OBP: 0.325, SLG: 0.318										1	0	1	0	0	0	0
Ken Caminiti, S (1, 5) OBP: 0.360, SLG: 0.527	S B B X 2-1 G6-3 ②		F C B C 1-3 K ③			S X 0-1 F7 ③			S S B S 1-3 K ①	4	0	0	0	0	2	1
Greg Vaughn, R (1, 7) OBP: 0.365, SLG: 0.618	B B B B 4-0 BB			B C F S 1-3 K ①			F F B B B S 3-3 K ①		B B X 2-0 G4-3 ② 1-3	3	0	0	0	1	2	1
Jim Leyritz, R (1, 3) OBP: 0.390, SLG: 0.474	B B S X 2-1 F9 ③			B X 1-0 G5-3 ②			F B F B X 2-2 F8 ②		S S S 0-3 K ③	4	0	0	0	0	1	2
Steve Finley, L (1, 8) OBP: 0.301, SLG: 0.403		F B C B B X 3-2 G3 ①		C B X 1-1 G3 ③			B X 1-0 G4-3 ③			3	0	0	0	0	0	0
Carlos Hernandez, R (1, 2) OBP: 0.307, SLG: 0.374		B X 1-0 1B			B C X 1-1 F7 ①			B F X 1-1 L6 ①		3	0	1	0	0	0	0
Chris Gomez, R (1, 6) OBP: 0.344, SLG: 0.375		C B S C 1-3 K ②			B F X 1-1 G4-3 ②			C C X 0-2 G4-3 ②		3	0	0	0	0	1	1
Andy Ashby, R (1, 1) OBP: 0.145, SLG: 0.149		S C B B S 2-3 K ③			C B B X 2-1 G6-3 ③			B F X 1-1 1B		1	0	0	0	0	1	1
George Arias, R (5, PH) OBP: 0.316, SLG: 0.556										1	0	0	0	0	0	0
Roberto Ramirez, L (6, 1)										0	0	0	0	0	0	0
Brian Boehringer, S (6, 1)										0	0	0	0	0	0	0
John Vander Wal, L (8, PH) OBP: 0.383, SLG: 0.531										1	0	1	0	0	0	0
Scott Sanders, R (9, 1)										0	0	0	0	0	0	0
Inning Stats	R: 1 E: 0 K: 0 S: 10 H: 1 LOB: 1 BB: 1 P: 20	R: 0 E: 0 K: 2 S: 10 H: 1 LOB: 1 BB: 0 P: 17	R: 0 E: 0 K: 1 S: 7 H: 0 LOB: 0 BB: 0 P: 12	R: 0 E: 0 K: 1 S: 6 H: 0 LOB: 0 BB: 0 P: 9	R: 0 E: 0 K: 0 S: 6 H: 0 LOB: 0 BB: 0 P: 10	R: 0 E: 0 K: 0 S: 5 H: 0 LOB: 0 BB: 0 P: 6	R: 0 E: 0 K: 1 S: 7 H: 0 LOB: 0 BB: 0 P: 13	R: 0 E: 0 K: 0 S: 10 H: 1 LOB: 1 BB: 0 P: 14	R: 0 E: 0 K: 2 S: 10 H: 1 LOB: 1 BB: 0 P: 15	1B: 3 2B: 0 3B: 0 HR: 1 SF: 0 SAC: 0 DP: 0 HBP: 0						

PITCHER		IP	WLS	BF	H	R	ER	SO	BB	IBB	HBP	BLK	WP	HR	S	P	ERA	WHIP
Kirk Rueter, L ERA: 4.2	(1, 1)	5.0	W	18	2	1	1	4	1	0	0	0	0	1	39	68	1.80	0.600
John Johnstone, R ERA: 3.3	(6, 1)	2.0		6	0	0	0	1	0	0	0	0	0	0	12	19	0.00	0.000
Jose Mesa, R ERA: 4.6	(8, 1)	1.0		4	1	0	0	0	0	0	0	0	0	0	10	14	0.00	1.000
Robb Nen, R ERA: 1.36	(9, 1)	1.0		4	1	0	0	2	0	0	0	0	0	0	10	15	0.00	1.000

PITCHER	IP	WLS	BF	H	R	ER	SO	BB	IBB	HBP	BLK	WP	HR	S	P	ERA	WHIP

BOTTOM

San Francisco Giants @ San Diego Padres

Qualcomm Stadium, San Diego, CA

Tue Sep 08 1998, 10:05 PM EDT
Att. 19,362 - Unknown - 72 F

livebaseballscorecards.com

AB	31
R	1
H	4
RBI	1
BB	1
SO	7
LOB	7

WP: 0 PA: 32
PB: 0
SB: 1
CS: 0

San Francisco Giants @ San Diego Padres

Qualcomm Stadium, San Diego, CA

Wed Sep 09 1998, 10:05 PM EDT

Att. 26,589 - Cloudy - 72 F

TOP

livebaseballscorecards.com

Batter	1	2	3	4	5	6	7	8	9	AB	R	H	RBI	BB	SO	LOB
Stan Javier, S (1, 8) OBP: 0.377, SLG: 0.360	2-2 FC6-4 1B		0-0 G6-3		0-1 FC6-4 S 2B 1-2f		0-0 F8		1-2 G3-1	5	1	1	0	0	0	1
Ellis Burks, R (1, 9) OBP: 0.373, SLG: 0.517	1-0 FC6-4 BB S 1-2f		2-3 K		4-2 2B 1-2 BB		1-0 1B		0-3 K	4	1	1	0	1	2	1
Barry Bonds, L (1, 7) OBP: 0.441, SLG: 0.589	1-2 P2		4-2 BB		2-1 1B 1-H 2-H 2B		1-3 K			3	1	1	2	1	1	2
Jeff Kent, R (1, 4) OBP: 0.352, SLG: 0.552	4-1 BB 1-2 BB		1-3 K		1-2 2-H 1B			0-1 G6-3		3	0	1	1	1	1	1
Charlie Hayes, R (1, 5) OBP: 0.362, SLG: 0.424	4-1 1-2 2-3 BB			1-0 G5-3	0-0 G4-3			1-0 G5-3		3	0	0	0	1	0	1
Joe Carter, R (1, 3) OBP: 0.288, SLG: 0.431	2-3 K			1-0 P2		2-2 P4		1-2 1B 2B		4	0	1	0	0	1	3
Rich Aurilia, R (1, 6) OBP: 0.322, SLG: 0.413 Jose Mesa, R (8, 1)		0-1 G6-3		2-1 G5-3		2-3 K2-3		2-2 2-3 1B		4	0	1	0	0	1	0
										0	0	0	0	0	0	0
Brian Johnson, R (1, 2) OBP: 0.291, SLG: 0.363 Bill Mueller, S (8, PH) OBP: 0.389, SLG: 0.395 Brent Mayne, L (8, 2) OBP: 0.347, SLG: 0.355		1-1 G4-3			1-3 K FC6-4	1-3 K		0-1 F8		3	0	0	0	0	2	0
										1	0	0	0	0	0	2
										0	0	0	0	0	0	0
Shawn Estes, R (1, 1) OBP: 0.231, SLG: 0.237 Cory Bailey, R (4, 1) Chris Jones, R (5, PH) OBP: 0.262, SLG: 0.291 Danny Darwin, R (5, 1) OBP: 0.128, SLG: 0.111 Marvin Benard, L (7, PH) OBP: 0.385, SLG: 0.419 Julian Tavarez, L (7, 1) OBP: 0.111, SLG: 0.111 Rey Sanchez, R (8, 6) OBP: 0.327, SLG: 0.364 Rich Rodriguez, L (8, 1) OBP: 0.200, SLG: 0.200		1-3 K			1-1 F9		2-3 K		0-3 K	1	0	0	0	0	1	0
										0	0	0	0	0	0	0
										1	0	0	0	0	0	1
										0	0	0	0	0	0	0
										1	0	0	0	0	1	0
										0	0	0	0	0	0	0
										1	0	0	0	0	1	0
										0	0	0	0	0	0	0
Inning Stats	R: 0 E: 0 K: 1 S: 13 H: 1 LOB: 3 BB: 2 P: 27	R: 0 E: 0 K: 1 S: 7 H: 0 LOB: 0 BB: 0 P: 9	R: 0 E: 0 K: 2 S: 9 H: 0 LOB: 1 BB: 1 P: 16	R: 0 E: 0 K: 0 S: 4 H: 0 LOB: 0 BB: 0 P: 8	R: 3 E: 1 K: 1 S: 15 H: 2 LOB: 1 BB: 1 P: 24	R: 0 E: 0 K: 2 S: 10 H: 0 LOB: 0 BB: 0 P: 15	R: 0 E: 0 K: 2 S: 9 H: 1 LOB: 1 BB: 0 P: 13	R: 0 E: 0 K: 0 S: 11 H: 2 LOB: 2 BB: 0 P: 15	R: 0 E: 0 K: 2 S: 9 H: 0 LOB: 0 BB: 0 P: 10	1B: 4 2B: 2 3B: 0 HR: 0 SF: 0 SAC: 0 DP: 0 HBP: 0						

PITCHER		IP	WLS	BF	H	R	ER	SO	BB	IBB	HBP	BLK	WP	HR	S	P	ERA	WHIP	
Sterling Hitchcock, L ERA: 3.95	(1, 1)	6.1	W	27	3	3	0	8	4	0	0	0	0	0	62	105	0.00	1.105	
Donne Wall, R ERA: 2.45	(7, 1)	1.1		7	3	0	0	1	0	0	0	0	0	0	14	20	0.00	2.250	
Trevor Hoffman, R ERA: 1.51	(8, 1)	1.1	S	4	0	0	0	2	0	0	0	0	0	0	11	12	0.00	0.000	

PITCHER	IP	WLS	BF	H	R	ER	SO	BB	IBB	HBP	BLK	WP	HR	S	P	ERA	WHIP

AB	34
R	3
H	6
RBI	3
BB	4
SO	11
LOB	12

WP: 0 PA: 38
PB: 0
SB: 2
CS: 0

Batter	1	2	3	4	5	6	7	8	9	AB	R	H	RBI	BB	SO	LOB
Steve Finley, L (1, 8) OBP: 0.300, SLG: 0.406	C F X 0-2 HR	C B X 1-1 G3 ③		B C F X 1-2 FC4-6 FC1 1-2f ①		C X 0-1 G4-3 ①		B B X 2-0 FC1 BB BB 1B 1-2 3-H		5	2	1	2	0	0	3
Andy Sheets, R (1, 4) OBP: 0.310, SLG: 0.357	C C X 0-2 G6-3 ①		X 0-0 G4-3 ①	S B X 1-1 FC1 1-3		X 0-0 F8 ②		B C B F B B 4-2 BB 1B 1-2 2-3 BB		4	0	0	0	0	0	1
John Vander Wal, L (8, PH) OBP: 0.388, SLG: 0.531										0	1	0	0	1	0	0
Ed Giovanola, L (9, 4) OBP: 0.325, SLG: 0.318										0	0	0	0	0	0	0
Ken Caminiti, S (1, 5) OBP: 0.360, SLG: 0.523	B B C B F B 4-2 S BB G5-3 BB		F B B B F F B 4-2 HR BB	F B C S 1-3 K ②		C C S 0-3 K ③		B S F S 1-3 K ②		3	2	0	0	2	3	5
Greg Vaughn, R (1, 7) OBP: 0.369, SLG: 0.624	C B 1 SAFE F B F F B B 4-2 G5-3 1-2 BB		S B B B X 2-1 1-H HR	I I I 4-0 IBB			B S B S C 2-3 K ①	F T B B B B 4-2 1B 1-2 2-3 3-H BB		2	1	1	3	3	1	0
Jim Leyritz, R (1, 2) OBP: 0.388, SLG: 0.470	B X 1-0 G5-3 ② 1-2 2-H		X 0-0 BB 1B	S S S 0-3 K ③			S C C 0-3 K ②	B B C B X 3-1 1-2 2-H 3-H 1B		4	0	1	1	0	2	4
Carlos Hernandez, R (8, 2) OBP: 0.309, SLG: 0.376										1	0	1	2	0	0	0
Wally Joyner, L (1, 3) OBP: 0.376, SLG: 0.460	S C F X 0-2 G4-3 ③		B C B F B B 4-2 1-2 BB		B F F X 1-2 G1-3 ①		B F C X 1-2 F7 ③	F B B F S 2-3 K ③		3	0	0	0	1	0	1
Trevor Hoffman, R (8, 1)										1	0	0	0	0	1	2
Ruben Rivera, R (1, 9) OBP: 0.337, SLG: 0.396		B F F B B F X 3-2 SH1-4 1B	C B S C 1-3 K ②		B B X 2-0 G5-3 ②			B F B B B F B 4-2 F9 BB FC1 BB		3	1	1	0	1	1	2
Chris Gomez, R (1, 6) OBP: 0.345, SLG: 0.375		X 0-0 P6 ①	B B X 2-0 F9 ③		B S B X 2-1 1B			B 1 SAFE F 1 SAFE L P F 1 SAFE F 4-2 B F 1 SAFE 1 SAFE B BB FC1 1-2 BB BB		3	1	1	0	1	0	3
Sterling Hitchcock, L (1, 1) OBP: 0.170, SLG: 0.152		B X 1-0 SH1-4 ② 1-2		X 0-0 FC4-6 1B	X 0-0 G5-3 ③			C F B X 1-2 F9 ① 2-3		2	0	1	0	0	0	1
Donne Wall, R (7, 1) OBP: 0.286, SLG: 0.286										0	0	0	0	0	0	0
Mark Sweeney, L (8, 3) OBP: 0.338, SLG: 0.368										1	0	0	0	0	0	2
Inning Stats	R: 2 H: 1 E: 0 LOB: 1 K: 0 BB: 2 S: 18 P: 27	R: 0 H: 1 E: 0 LOB: 1 K: 0 BB: 0 S: 8 P: 13	R: 2 H: 2 E: 0 LOB: 2 K: 1 BB: 2 S: 13 P: 26	R: 0 H: 1 E: 1 LOB: 3 K: 2 BB: 1 S: 12 P: 19	R: 0 H: 1 E: 0 LOB: 1 K: 0 BB: 0 S: 7 P: 12	R: 0 H: 0 E: 0 LOB: 0 K: 1 BB: 0 S: 6 P: 6	R: 0 H: 0 E: 0 LOB: 0 K: 2 BB: 0 S: 9 P: 12	R: 4 H: 1 E: 0 LOB: 2 K: 2 BB: 4 S: 24 P: 48		1B: 5 SF: 0 2B: 0 SAC: 1 3B: 0 DP: 0 HR: 2 HBP: 0						

PITCHER		IP	WLS	BF	H	R	ER	SO	BB	IBB	HBP	BLK	WP	HR	S	P	ERA	WHIP
Shawn Estes, L ERA: 4.8	(1, 1)	3.2	L	22	5	4	4	2	4	1	0	0	0	2	48	82	9.82	2.455
Cory Bailey, R ERA: 9.0	(4, 1)	0.1		1	0	0	0	1	0	0	0	0	0	0	3	3	0.00	0.000
Danny Darwin, R ERA: 5.25	(5, 1)	2.0		7	1	0	0	1	0	0	0	0	0	0	13	18	0.00	0.500
Julian Tavarez, R ERA: 3.62	(7, 1)	1.0		5	0	2	2	2	2	0	0	0	0	0	17	27	18.00	2.000
Rich Rodriguez, L ERA: 4.06	(8, 1)	0.1		2	0	0	0	0	0	0	0	0	0	0	4	7	0.00	0.000

PITCHER		IP	WLS	BF	H	R	ER	SO	BB	IBB	HBP	BLK	WP	HR	S	P	ERA	WHIP
Jose Mesa, R ERA: 4.68	(8, 1)	0.2		5	1	2	2	2	2	0	0	0	0	0	12	26	27.00	4.500

BOTTOM

San Francisco Giants @ San Diego Padres

Qualcomm Stadium, San Diego, CA

Wed Sep 09 1998, 10:05 PM EDT

Att. 26,589 - Cloudy - 72 F

livebaseballscorecards.com

AB	32
R	8
H	7
RBI	8
BB	9
SO	8
LOB	24

Batter	1	2	3	4	5	6	7	8	9	AB	R	H	RBI	BB	SO	LOB
Eric Young Sr., R (1, 4) OBP: 0.356, SLG: 0.401	C B F C 1-3 K ①			B C B X 2-1 L1 ①			C B X 1-1 E5 1B BB 1B	B X 1-0 G6-3 ②		4	1	0	0	0	1	0
Trenidad Hubbard, R (1, 8) OBP: 0.357, SLG: 0.451	B C C B B C 3-3 K ②			S B F B F S 2-3 K ②			B B B C B 4-1 1-2 1B 1B BB	B S X 1-1 G6-3 ③		3	1	0	0	1	2	0
Eric Karros, R (1, 3) OBP: 0.345, SLG: 0.474	B B X 2-0 F8 ③			B B S X 2-1 G5-3 ③			F C B X 1-2 2-3 G4-3 1B 1B 1B		B X 1-0 G6-3 ①	4	1	1	0	0	0	0
Bobby Bonilla, S (1, 5) OBP: 0.320, SLG: 0.388 Jeff Shaw, R (9, 1)		C S B B X 2-2 P2 ①			X 0-0 G1-5-3 ①		B B C B C F X 3-2 1-2 2-H 3-H G4-3 1B 1B		B B X 2-0 L4 ②	4 0	1 0	1 0	2 0	0 0	0 0	0 0
Raul Mondesi, R (1, 9) OBP: 0.312, SLG: 0.513		F B X 1-1 F7 ②			X 0-0 P5 ②		F B S S B B S 3-3 K ①		C B C S 1-3 K ③	4	0	0	0	0	2	2
Matt Luke, L (1, 7) OBP: 0.262, SLG: 0.429		C C F S 0-3 K ③			S C S 0-3 K ③		S B X 1-1 1-2 2-3 G4-3 ②			3	0	0	0	0	2	2
Mark Grudzielanek, R (1, 6) OBP: 0.318, SLG: 0.369			C B B B F B F F X 3-2 G6-3 ①			C F S 0-3 K ①	X 0-0 2-H 3-H 1B			3	0	1	2	0	1	0
Charles Johnson, R (1, 2) OBP: 0.286, SLG: 0.376			B F F F S 1-3 K ②			X 0-0 F8 ②	S S S 0-3 K ③			3	0	0	0	0	2	1
Chan Ho Park, R (1, 1) OBP: 0.227, SLG: 0.266 Jim Eisenreich, L (8, PH) OBP: 0.286, SLG: 0.271 Scott Radinsky, L (8, 1) Adrian Beltré, R (9, 5) OBP: 0.267, SLG: 0.349			S C B X 1-2 G1-4-3 ③			S S C 0-3 K ③		F X 0-1 G5-3 ①		2 1 0 0	0 0 0 0	0 0 0 0	0 0 0 0	1 0 0 0	0 0 0 0	0 0 0 0

Inning Stats																								
	R: 0	H: 0	R: 0	H: 0	R: 0	H: 0	R: 0	H: 0	R: 0	H: 0	R: 0	H: 0	R: 4	H: 3	R: 0	H: 0	R: 0	H: 0	1B: 3	SF: 0	WP: 0	PA: 32		
	E: 0	LOB: 0	E: 0	LOB: 0	E: 0	LOB: 0	E: 0	LOB: 0	E: 0	LOB: 0	E: 0	LOB: 0	E: 1	LOB: 1	E: 0	LOB: 0	E: 0	LOB: 0	2B: 0	SAC: 0	PB: 0			
	K: 2	BB: 0	K: 1	BB: 0	K: 1	BB: 0	K: 2	BB: 0	K: 1	BB: 0	K: 2	BB: 0	K: 2	BB: 1	K: 0	BB: 0	K: 1	BB: 0	3B: 0	DP: 0	SB: 0			
	S: 7	P: 13	S: 9	P: 12	S: 12	P: 17	S: 8	P: 14	S: 5	P: 5	S: 7	P: 7	S: 19	P: 32	S: 5	P: 7	S: 5	P: 9	HR: 0	HBP: 0	CS: 0			

PITCHER	IP	WLS	BF	H	R	ER	SO	BB	IBB	HBP	BLK	WP	HR	S	P	ERA	WHIP
Kevin Brown, R (1, 1) ERA: 2.36	9.0	L	32	3	4	1	11	1	0	0	0	0	0	77	116	1.00	0.444

PITCHER	IP	WLS	BF	H	R	ER	SO	BB	IBB	HBP	BLK	WP	HR	S	P	ERA	WHIP

TOP

Los Angeles Dodgers @ San Diego Padres

Qualcomm Stadium, San Diego, CA

Thu Sep 10 1998, 6:33 AM EDT

Att. 26,018 - Sunny - 77 F

livebaseballscorecards.com

AB	31
R	4
H	3
RBI	4
BB	1
SO	11
LOB	5

BOTTOM

Los Angeles Dodgers @ San Diego Padres

Qualcomm Stadium, San Diego, CA

Thu Sep 10 1998, 6:33 AM EDT
Att. 26,018 - Sunny - 77 F

livebaseballscorecards.com

Batter	1	2	3	4	5	6	7	8	9	AB	R	H	RBI	BB	SO	LOB
Steve Finley, L (1, 8) OBP: 0.298, SLG: 0.403	F X 0-1 G4-3 ①		B C B F X 2-2 FC3-6 ② BB BB 1B 1-2f	C F S 0-3 K ③		2 SAFE B X 1-0 F8 ③		B B S S C 2-3 K ②		5	1	0	0	0	2	4
Ed Giovanola, L (1, 4) OBP: 0.335, SLG: 0.321 Jim Leyritz, R (8, PH) OBP: 0.387, SLG: 0.469 Chris Gomez, R (9, 6) OBP: 0.345, SLG: 0.375	C B F S 1-3 K ②		B 1 SAFE F B B B 4-1 BB 1B 1-2 BB		F C X 0-2 1B		B B B B 4-0 1B 1B BB	C C B C 1-3 K ③		2 1 0	1 0 0	1 0 0	0 0 0	2 0 0	1 1 0	0 1 0
Greg Vaughn, R (1, 7) OBP: 0.369, SLG: 0.621	B F B C S 2-3 K ③		C F B B B B B 4-2 1B S 1-2 2-3 BB		F S F S 0-3 K ①		F B X 1-1 1B 1-2 1B		C B C B S 2-3 K ①	4	1	1	0	1	3	1
Wally Joyner, L (1, 3) OBP: 0.374, SLG: 0.456		B X 1-0 G4-3 ①	C C B B B X 3-2 HBP S 1-3 2-H 3-H 1B		B F B X 2-1 F7 ②		X 0-0 L6 ①		B B S C C 2-3 K ②	5	0	1	2	0	1	3
Mark Sweeney, L (1, 9) OBP: 0.338, SLG: 0.364 Ruben Rivera, R (6, 9) OBP: 0.337, SLG: 0.396 John Vander Wal, L (7, PH) OBP: 0.390, SLG: 0.530 (8, 9)		B C B B S S 3-3 K ②	C S B B B F B 4-2 HBP 1-2 3-H BB		B C X 1-1 G1-3 ③	X	0-0 FC6-4 1-2 2-3 1B		C B C B S 2-3 K ③	2 0 2	0 0 0	0 0 1	0 0 0	1 0 0	1 0 1	1 0 0
George Arias, R (1, 5) OBP: 0.348, SLG: 0.500		S B B B F B 4-2 BB	H 1-0 1-2 2-3 HBP			F C S 0-3 K ①	C B C S 1-3 K ②			2	0	0	0	1	2	3
Carlos Hernandez, R (1, 2) OBP: 0.305, SLG: 0.372		C B S B C 2-3 K ③	X 0-0 P2 ③			F B B X 2-1 G4-3 ②	C B S S X 2-2 FC6-4 ③ 1-2f			4	0	0	0	0	1	7
Andy Sheets, R (1, 6) (9, 4) OBP: 0.309, SLG: 0.351			F B C S 1-3 K ①	B X 1-0 B1-3 ①		S B F B B B 4-2 BB BB		S S S 0-3 K		3	0	0	0	1	2	0
Kevin Brown, R (1, 1) OBP: 0.235, SLG: 0.234			F B B B X 3-1 FC3-6 1B	B B F F C 2-3 K ②		B B B C B 4-1 1-2 BB		X 0-0 F3 ①		3	0	1	0	1	1	1
Inning Stats	R: 0 E: 0 K: 2 S: 8 H: 0 LOB: 0 BB: 0 P: 11	R: 0 E: 0 K: 2 S: 9 H: 0 LOB: 1 BB: 1 P: 19	R: 3 E: 0 K: 1 S: 18 H: 2 LOB: 3 BB: 3 P: 40	R: 0 E: 0 K: 2 S: 8 H: 0 LOB: 0 BB: 0 P: 11	R: 0 E: 0 K: 1 S: 11 H: 1 LOB: 1 BB: 0 P: 14	R: 0 E: 0 K: 1 S: 9 H: 0 LOB: 2 BB: 2 P: 20	R: 0 E: 0 K: 1 S: 10 H: 2 LOB: 3 BB: 1 P: 18	R: 0 E: 0 K: 3 S: 10 H: 0 LOB: 1 BB: 0 P: 13	R: 0 E: 0 K: 3 S: 9 H: 0 LOB: 0 BB: 0 P: 15	1B: 5 2B: 0 3B: 0 HR: 0	SF: 0 SAC: 0 DP: 0 HBP: 1			WP: 0 PB: 1 SB: 2 CS: 0	PA: 41		

PITCHER		IP	WLS	BF	H	R	ER	SO	BB	IBB	HBP	BLK	WP	HR	S	P	ERA	WHIP
Chan Ho Park, R ERA: 3.87	(1, 1)	7.0	W	34	5	3	3	10	7	0	1	0	0	0	73	133	3.86	1.714
Scott Radinsky, L ERA: 2.54	(8, 1)	1.0		4	0	0	0	3	0	0	0	0	0	0	10	13	0.00	0.000
Jeff Shaw, R ERA: 2.16	(9, 1)	1.0	S	3	0	0	0	3	0	0	0	0	0	0	9	15	0.00	0.000

PITCHER	IP	WLS	BF	H	R	ER	SO	BB	IBB	HBP	BLK	WP	HR	S	P	ERA	WHIP

AB	33
R	3
H	5
RBI	2
BB	7
SO	16
LOB	21

Batter	1	2	3	4	5	6	7	8	9	AB	R	H	RBI	BB	SO	LOB
Eric Young Sr., R (1, 4) OBP: 0.355, SLG: 0.398	C C B F B F F B B 4-2 CS BB	X 0-0 FC6-4 ③ 1-2f		C X 0-1 G6-4-3 ②③ 1-2f			C F B S 1-3 K ③			3	0	0	0	1	1	4
Trenidad Hubbard, R (1, 8) OBP: 0.355, SLG: 0.447	S B S B X 2-2 F9 ①② 1-2		B X 1-0 G6-3 ①		X 0-0 F9 ①			B C X 1-1 CS 1B		4	0	1	0	0	0	1
Eric Karros, R (1, 3) OBP: 0.346, SLG: 0.474	B F B S B X 3-2 BB 1B 1B		C X 0-1 1B		C X 0-1 G5-3 ②			B F B B 1 SAFE F C 3-3 K ①② 1-2		4	0	2	0	0	1	1
Bobby Bonilla, S (1, 5) OBP: 0.319, SLG: 0.387	B F X 1-1 BB 1B 1-2		C F S 0-3 K ②		B B S C F X 2-2 F7 ③			B B X 2-0 F8 ③		4	0	1	0	0	1	1
Raul Mondesi, R (1, 9) OBP: 0.312, SLG: 0.510	B C B B B 4-1 BB 1-2 2-3		S X 0-1 G5-3 ③			S C S 0-3 K2-3 ①			S F B B B C 3-3 K ①	3	0	0	0	1	2	1
Jim Eisenreich, L (1, 7) OBP: 0.280, SLG: 0.264	X 0-0 F7 ③			B X 1-0 F9 ①		S B X 1-1 G3 ②			B S F C 1-3 K ②	4	0	0	0	0	1	3
Mark Grudzielanek, R (1, 6) OBP: 0.320, SLG: 0.370		B X 1-0 G6-3 ①		B C S X 1-2 2B 1B		C B C B X 3-2 F7 ③			B X 1-0 S WP 1B	4	0	2	0	0	0	0
Charles Johnson, R (1, 2) OBP: 0.286, SLG: 0.377		C F F F S 0-3 K ②		F 1 SAFE X 0-1 2B 1-3			B B S X 2-1 P4 ①		F B B S S B F X 3-2 P4 ③ 1-3	4	0	1	0	0	1	1
Brian Bohanon, L (1, 1) OBP: 0.333, SLG: 0.405		B F B C B B 4-2 FC6-4 BB		B B B C B 4-1 G6-4-3 BB			S F C 0-3 K ②			1	0	0	0	2	1	0
Inning Stats	R: 0 H: 2 E: 0 LOB: 3 K: 0 BB: 2 S: 15 P: 29	R: 0 H: 0 E: 0 LOB: 1 K: 1 BB: 1 S: 9 P: 14	R: 0 H: 1 E: 0 LOB: 1 K: 1 BB: 0 S: 8 P: 9	R: 0 H: 2 E: 0 LOB: 2 K: 0 BB: 1 S: 9 P: 15	R: 0 H: 0 E: 0 LOB: 0 K: 0 BB: 0 S: 7 P: 9	R: 0 H: 0 E: 0 LOB: 0 K: 1 BB: 0 S: 8 P: 12	R: 0 H: 0 E: 0 LOB: 0 K: 2 BB: 0 S: 8 P: 11	R: 0 H: 1 E: 0 LOB: 0 K: 1 BB: 0 S: 6 P: 12	R: 0 H: 1 E: 0 LOB: 1 K: 2 BB: 0 S: 11 P: 19	1B: 6 SF: 0 2B: 2 SAC: 0 3B: 0 DP: 2 HR: 0 HBP: 0					WP: 1 PA: 35 PB: 0 SB: 1 CS: 2	

TOP

Los Angeles Dodgers @ San Diego Padres

Qualcomm Stadium, San Diego, CA

Fri Sep 11 1998, 10:05 PM EDT

Att. 32,830 - Unknown - 72 F

livebaseballscorecards.com

AB	31
R	0
H	7
RBI	0
BB	4
SO	8
LOB	12

PITCHER		IP	WLS	BF	H	R	ER	SO	BB	IBB	HBP	BLK	WP	HR	S	P	ERA	WHIP
Joey Hamilton, R ERA: 4.37	(1, 1)	8.0	W	31	6	0	0	6	4	0	0	0	0	0	70	111	0.00	1.250
Trevor Hoffman, R ERA: 1.49	(9, 1)	1.0	S	4	1	0	0	2	0	0	0	0	1	0	11	19	0.00	1.000

PITCHER	IP	WLS	BF	H	R	ER	SO	BB	IBB	HBP	BLK	WP	HR	S	P	ERA	WHIP

Batter	1	2	3	4	5	6	7	8	9	AB	R	H	RBI	BB	SO	LOB
Steve Finley, L (1, 8) OBP: 0.301, SLG: 0.405	C B X 1-1 PB 1B 2B		B C S S 1-3 ② K		F B B F B B 4-2 G4-6-3 2-3 BB		B B B 4-0 BB			2	1	1	0	2	1	0
Andy Sheets, R (1, 4) OBP: 0.313, SLG: 0.366	B C I B F F B X 3-2 G4-6-3 1B 2-H 1B		F B X 1-1 3B		X 0-0 ② ③ G4-6-3 1-2f		C X 0-1 ② P4			4	0	2	1	0	0	3
Greg Vaughn, R (1, 7) OBP: 0.372, SLG: 0.621	B B F X 2-1 G4-6-3 1-2 1B		B B B B 4-0 BB			F B C X 1-2 BB G4-3 1B	B X 1-0 ③ F7			3	0	2	0	1	0	1
Ken Caminiti, S (1, 5) OBP: 0.357, SLG: 0.518	B B S S B X 3-2 ① ② G4-6-3 1-2f 2-3		F B B F S 2-3 ③ K			B S X 1-1 ① G4-3 1-2	X 0-0 ① P4			4	0	0	0	0	1	5
Wally Joyner, L (1, 3) OBP: 0.373, SLG: 0.454	C S B B C 2-3 ③ K		B B B C S X 3-2 ① G6-3			B B S B F X 3-2 BB 1B	C X 0-1 ② F7			4	0	1	0	0	1	1
Carlos Hernandez, R (1, 2) OBP: 0.307, SLG: 0.369		X 0-0 ① G6-3	B X 1-0 ② P1			B B B B 4-0 1-2 2-3 BB	B B C B B 4-1 BB			2	0	0	0	2	0	0
Ruben Rivera, R (1, 9) OBP: 0.330, SLG: 0.387		C B B C B X 3-2 ② G6-3	B B B X 3-0 ③ G5-3			B F S B F B C 3-3 ② K	B X 1-0 ③ F8			4	0	0	0	0	1	4
Chris Gomez, R (1, 6) OBP: 0.345, SLG: 0.377		F B C C F S 1-3 ③ K			B B X 2-0 WP 2B	X 0-0 ③ G4-3				3	0	1	0	0	1	3
Joey Hamilton, R (1, 1) OBP: 0.164, SLG: 0.227 Trevor Hoffman, R (9, 1)			B F B B S C 3-3 ① K		C F B L 1-3 ① K		C C S 0-3 ① K			3 0	0 0	0 0	0 0	0 0	3 0	1 0
Inning Stats	R: 1 H: 3 E: 0 LOB: 1 K: 1 BB: 0 S: 15 P: 26	R: 0 H: 0 E: 0 LOB: 0 K: 1 BB: 0 S: 8 P: 12	R: 0 H: 1 E: 0 LOB: 2 K: 3 BB: 1 S: 11 P: 22	R: 0 H: 0 E: 0 LOB: 0 K: 0 BB: 0 S: 5 P: 12	R: 0 H: 1 E: 0 LOB: 1 K: 1 BB: 1 S: 7 P: 14	R: 0 H: 2 E: 0 LOB: 3 K: 1 BB: 1 S: 13 P: 25	R: 0 H: 0 E: 0 LOB: 1 K: 1 BB: 1 S: 6 P: 11	R: 0 H: 0 E: 0 LOB: 1 K: 0 BB: 1 S: 5 P: 10		1B: 4 SF: 0 2B: 2 SAC: 0 3B: 1 DP: 2 HR: 0 HBP: 0						

PITCHER	IP	WLS	BF	H	R	ER	SO	BB	IBB	HBP	BLK	WP	HR	S	P	ERA	WHIP
Brian Bohanon, L (1, 1) ERA: 2.81	8.0	L	34	7	1	1	8	5	0	0	0	1	0	70	132	1.12	1.500

PITCHER	IP	WLS	BF	H	R	ER	SO	BB	IBB	HBP	BLK	WP	HR	S	P	ERA	WHIP

BOTTOM

Los Angeles Dodgers @ San Diego Padres

Qualcomm Stadium, San Diego, CA

Fri Sep 11 1998, 10:05 PM EDT
Att. 32,830 - Unknown - 72 F

livebaseballscorecards.com

AB	29
R	1
H	7
RBI	1
BB	5
SO	8
LOB	18

WP: 1 PA: 34
PB: 1
SB: 0
CS: 0

Batter	1	2	3	4	5	6	7	8	9	AB	R	H	RBI	BB	SO	LOB
Eric Young Sr., R (1, 4) OBP: 0.355, SLG: 0.398	C B B X 2-1 BB S 3B 1B	X 0-0 ③ G6-3		B B X 2-0 ②③ G6-4-3 1-2f		C B C X 1-2 1B		B C C B B S 3-3 K ③		5	1	2	0	0	1	1
Trenidad Hubbard, R (1, 8) OBP: 0.356, SLG: 0.446	C F 1 SAFE 1 SAFE F 1 SAFE B P 1 SAFE 2-3 S K ① 1-2	B C X 1-1 ① F9	C X 0-1 HR 1B	B 1 SAFE X 1-0 ③ P4		B X 1-0 WP 1B			5	1	2	0	0	1	2
Eric Karros, R (1, 3) OBP: 0.346, SLG: 0.478	B B F C S 2-3 K ②	F S S 1-3 K2-3 ②	1 SAFE C B 1 SAFE 1 SAFE C F 1 SAFE X 1-2 1-H HR	B B B C B 4-1 G3 SH3-4 BB		F X 0-1 F8 ①			4	1	1	2	1	2	2
Bobby Bonilla, S (1, 5) OBP: 0.322, SLG: 0.390 Adrian Beltré, R (5, 5) OBP: 0.267, SLG: 0.349 Roger Cedeno, S (9, PH) OBP: 0.335, SLG: 0.312	F B B B B 4-1 BB 3B BB	C B X 1-1 1B 1B 2B	B C X 1-1 ① G5-3	B X 1-0 ① SH3-4 1-2		S B B B F B S 3-3 K ② 1-2			2 2 1 0 1 0 0 0 0 0 0 0 0 0 1 0 0 0 0 1 1							
Raul Mondesi, R (1, 9) OBP: 0.316, SLG: 0.510	B F B B B 4-1 3B BB 1-2 2-3	B S X 1-1 S 1B 1B 2-3	B C S B X 2-2 ② F9	C F B B B F B 4-2 G3 BB		B B B B B 4-0 BB			2 2 1 0 3 0 0							
Matt Luke, L (1, 7) OBP: 0.270, SLG: 0.439	B X 1-0 3B 1-H 2-H 3-H	S B B B S F F X 2-2 1B 1-H 3-H	B F B B B 4-1 BB	B C X 1-1 ② G3 1-2 2-3		S S B S 1-3 ③ K			4 0 2 5 1 1 4							
Mark Grudzielanek, R (1, 6) OBP: 0.317, SLG: 0.367	X 0-0 ③ G5-3 3-H	B F C F 1 SAFE X 1-2 ③ F9	B F S X 1-2 ③ G4-3			B F C F S 1-3 ③ K			4 0 0 0 0 1 5							
Charles Johnson, R (1, 2) OBP: 0.285, SLG: 0.376		F F X 0-2 ① G1-3	S X 0-1 G6-4-3 1B	X 0-0 ① F7		B S S B F X 2-2 ① F9			4 0 1 0 0 0 0							
Dave Mlicki, R (1, 1) OBP: 0.180, SLG: 0.130 Sean Maloney, R (6, 1) Jeff Kubenka, R (6, 1) Jim Eisenreich, L (8, PH) OBP: 0.279, SLG: 0.263 Scott Radinsky, L (8, 1)		C F B F S 1-3 ② K	L 1 SAFE M L 0-3 ① K	B X 1-0 ② F9		B C F F F F X 1-2 ② G4-3			3 0 0 0 0 2 1 0 0 0 0 0 0 0 0 0 0 0 0 0 0 1 0 0 0 0 0 0 0 0 0 0 0 0 0							
Inning Stats	R: 3 E: 0 K: 2 S: 14 / H: 2 LOB: 1 BB: 2 P: 28	R: 0 E: 0 K: 1 S: 8 / H: 0 LOB: 0 BB: 0 P: 9	R: 2 E: 0 K: 1 S: 18 / H: 3 LOB: 1 BB: 0 P: 25	R: 0 E: 0 K: 1 S: 6 / H: 1 LOB: 0 BB: 0 P: 8	R: 2 E: 0 K: 0 S: 15 / H: 2 LOB: 1 BB: 1 P: 24	R: 0 E: 0 K: 0 S: 6 / H: 1 LOB: 1 BB: 0 P: 9	R: 0 E: 0 K: 1 S: 11 / H: 0 LOB: 2 BB: 2 P: 22	R: 0 E: 0 K: 1 S: 13 / H: 0 LOB: 0 BB: 0 P: 19	R: 0 E: 0 K: 2 S: 9 / H: 1 LOB: 2 BB: 1 P: 18	1B: 7 2B: 1 3B: 1 HR: 1 / SF: 0 SAC: 1 DP: 1 HBP: 0							

TOP

Los Angeles Dodgers @ San Diego Padres

Qualcomm Stadium, San Diego, CA

Sat Sep 12 1998, 10:05 PM EDT

Att. 60,823 - Unknown - 74 F

livebaseballscorecards.com

AB	35
R	7
H	10
RBI	7
BB	6
SO	9
LOB	16

PITCHER		IP	WLS	BF	H	R	ER	SO	BB	IBB	HBP	BLK	WP	HR	S	P	ERA	WHIP
58 Stan Spencer, R ERA: 5.48	(1, 1)	4.0		21	8	7	7	5	2	0	0	0	0	1	52	77	15.75	2.500
Roberto Ramirez, L ERA: 7.71	(5, 1)	1.0		4	0	0	0	0	1	0	0	0	0	0	9	17	0.00	1.000
Scott Sanders, R ERA: 7.71	(6, 1)	1.0	W	4	1	0	0	0	0	0	0	0	0	0	6	9	0.00	1.000
Donne Wall, R ERA: 2.44	(7, 1)	0.1		3	0	0	0	0	2	0	0	0	0	0	5	14	0.00	6.000
24 Mark Langston, L ERA: 5.83	(7, 1)	0.1		1	0	0	0	0	0	0	0	0	0	0	2	3	0.00	0.000

PITCHER		IP	WLS	BF	H	R	ER	SO	BB	IBB	HBP	BLK	WP	HR	S	P	ERA	WHIP
Dan Miceli, R ERA: 3.26	(7, 1)	1.1		4	0	0	0	2	0	0	0	0	0	0	17	24	0.00	0.000
Trevor Hoffman, R ERA: 1.46	(9, 1)	1.0	S	5	1	0	0	2	1	0	0	0	1	0	9	18	0.00	2.000

WP: 1 PB: 0 SB: 2 CS: 0 PA: 42

Batter	1	2	3	4	5	6	7	8	9	AB	R	H	RBI	BB	SO	LOB
Steve Finley, L (1, 8) OBP: 0.300, SLG: 0.403	C F F B B B X 3-2 G1-3 ①			C S X 0-2 1B	B B X 2-0 G1-3 ②	B X 1-0 F8 ②		B S B C C 2-3 K ② ③ 1-2		5	0	1	0	0	1	5
Mark Sweeney, L (1, 9) OBP: 0.337, SLG: 0.358 Ruben Rivera, R (7, 9) OBP: 0.330, SLG: 0.387	F F X 0-2 G3-1 ②			C B C B X 2-2 F8 ① B B F B F S 3-3 K ②	C B F F C 1-3 K ③	B B B C B 4-1 1B BB 1-2 2-3				3	0	0	0	1	1	2
						B X 1-1 BB BB BB 1B				0	0	0	0	0	0	0
Greg Vaughn, R (1, 7) OBP: 0.372, SLG: 0.620	B X 1-0 G5-3 ③					B X 2-0 1B 1-2 2-H 3-H				4	1	2	1	0	1	1
Ken Caminiti, S (1, 5) OBP: 0.359, SLG: 0.515		X 0-0 L4 ①		B B B C F S 3-3 K ③		F B B B F B 4-2 BB BB HBP BB 1-2	B B B B 4-0 CS BB			2	1	0	0	2	1	1
Wally Joyner, L (1, 3) OBP: 0.374, SLG: 0.461		B X 1-0 F7 ②			B B C X 2-1 HR	B B C B B 4-1 HBP BB BB 1-2 2-3	B F B B F X 3-2 E6 CS ① 1-2			3	2	1	1	1	0	1
Greg Myers, L (1, 2) OBP: 0.302, SLG: 0.376		C B C B S 2-3 K ③			B S B B B F F X 3-2 E 2B 1B	B B B 4-0 BB HBP SF7 BB 1-2 2-3 3-H	F B B F B S 3-3 K ② ③ 1-2			3	2	1	1	1	2	1
Andy Sheets, R (1, 4) OBP: 0.317, SLG: 0.376			F F S 0-3 K ①	X 0-0 E5 2B 1-2	B H 2-0 BB BB 1B HBP 1-2 2-3 3-H			S B F X 1-2 3B		3	2	1	1	0	1	1
Chris Gomez, R (1, 6) OBP: 0.347, SLG: 0.379			S B B F B X 3-2 G5-3 ②	X 0-0 G4-3 2B 1-H 2-H	B B B C B 4-1 BB 1B BB 1-2 2-3 3-H			C S S 0-3 K ①		3	0	1	3	1	1	1
58 Stan Spencer, R (1, 1) Roberto Ramirez, L (6, 1) John Vander Wal, L (5, PH) Scott Sanders, R (6, 1) Quilvio Veras, S (6, PH) Donne Wall, R (7, 1) 24 Mark Langston, R (7, 1) Dan Miceli, R (7, 1) Jim Leyritz, C (8, PH) James Mouton, R (8, PH) Trevor Hoffman, R (9, 1)			B F C C 1-3 K ③	C X 0-1 G4-3 ① 2-3	X 0-0 SF7 ① 3-H			B B F B B 4-1 CS BB		1 0 0 1 0 0 0 0 0 0 0	0 0 0 0 0 0 0 0 0 0 0	0 0 0 0 1 0 0 0 0 0 0	0 0 0 0 0 0 0 0 1 0 0	0 0 0 0 0 0 0 0 0 0 0	1 0 1 0 0 0 0 0 0 0 0	0 0 1 0 0 0 0 0 0 0 0
Inning Stats	R: 0 E: 0 K: 0 S: 8 H: 0 LOB: 0 BB: 0 P: 12	R: 0 E: 0 K: 1 S: 5 H: 0 LOB: 0 BB: 0 P: 8	R: 0 E: 0 K: 2 S: 9 H: 0 LOB: 0 BB: 0 P: 13	R: 0 E: 0 K: 2 S: 12 H: 1 LOB: 1 BB: 0 P: 20	R: 3 E: 1 K: 1 S: 15 H: 3 LOB: 1 BB: 0 P: 23	R: 5 E: 0 K: 0 S: 10 H: 2 LOB: 2 BB: 5 P: 36	R: 0 E: 1 K: 1 S: 6 H: 0 LOB: 1 BB: 1 P: 16	R: 0 E: 0 K: 2 S: 10 H: 1 LOB: 2 BB: 1 P: 17		1B: 4 2B: 2 3B: 1 HR: 1	SF: 1 SAC: 0 DP: 1 HBP: 1		WP: 0 PB: 0 SB: 0 CS: 3	PA: 37		

PITCHER		IP	WLS	BF	H	R	ER	SO	BB	IBB	HBP	BLK	WP	HR	S	P	ERA	WHIP
Dave Mlicki, R ERA: 4.71	(1, 1)	5.0		24	5	7	6	6	3	0	0	0	0	1	54	94	10.80	1.600
Sean Maloney, R ERA: 4.76	(6, 1)	0.0	L	2	0	0	0	0	1	0	1	0	0	0	1	7	∞	∞
Jeff Kubenka, L ERA:	(6, 1)	2.0		7	1	1	1	1	2	0	0	0	0	0	10	27	4.50	1.500
Scott Radinsky, L ERA: 2.49	(8, 1)	1.0		4	1	0	0	2	1	0	0	0	0	0	10	17	0.00	2.000

PITCHER	IP	WLS	BF	H	R	ER	SO	BB	IBB	HBP	BLK	WP	HR	S	P	ERA	WHIP

BOTTOM

Los Angeles Dodgers @ San Diego Padres

Qualcomm Stadium, San Diego, CA

Sat Sep 12 1998, 10:05 PM EDT

Att. 60,823 - Unknown - 74 F

livebaseballscorecards.com

AB	28
R	8
H	7
RBI	8
BB	7
SO	9
LOB	14

Batter	1	2	3	4	5	6	7	8	9	10	AB	R	H	RBI	BB	SO	LOB
Eric Young Sr., R (1, 4) OBP: 0.354, SLG: 0.396	C X 0-1 1B G6-4-3 1B	B B C X 2-1 ③ G4-3			C B S X 1-2 ② F7		F B X 1-1 ② F7			C B F X 1-2 ① G4-3	5	1	1	0	0	0	2
Trenidad Hubbard, R (1, 8) OBP: 0.357, SLG: 0.441	C B X 1-1 G6-4-3 1-3 1B		B C F F X 1-2 ① G4-3		B C S S B F B S 3-3 ③ K		B S C B F S 2-3 ③ K			B B B C B 4-1 1B SF7 BB	4	1	1	0	1	2	0
Eric Karros, R (1, 3) OBP: 0.349, SLG: 0.478	B B S F X 2-2 ① ② G6-4-3 1-2f 3-H		C B C F F B X 2-2 ② G5-3			C C B B B B 4-2 BB 1B BB		B B F B S B 4-2 FC6-4 BB		B 1 SAFE B B C 1 SAFE X 3-1 S 1-3 1B	3	1	1	0	2	0	1
Bobby Bonilla, S (1, 5) OBP: 0.320, SLG: 0.387 Jeff Shaw, R (10, 1)	B S F C 1-3 ③ K		X 0-0 ③ F8			B B B B 4-0 1B 1-2 E BB		S X 0-1 ① P5		C B B X 2-1 ② SF7 3-H	3 0	1 0	0 0	1 0	1 0	1 0	1 0
Raul Mondesi, R (1, 9) OBP: 0.316, SLG: 0.507		C B F F B F B B 4-2 1B SH BB		C F X 0-2 ① F7		X 0-0 ① F7		F B X 1-1 ② FC6-4 S 1-2f		B B I I 4-0 1-2 IBB	3	1	0	0	2	0	3
Matt Luke, L (1, 7) OBP: 0.270, SLG: 0.436 Roger Cedeno, S (10, PH) OBP: 0.333, SLG: 0.311 (10, 7)		C F F 1 SAFE S 0-3 ① K		B F B C B X 3-2 FC6-4 1B		F B B X 2-1 ② F7		1 SAFE B B S T S 1-3 ③ K 1-2		S B F B B S 3-3 ③ K	4 1	0 0	1 0	0 0	0 0	2 1	4 2
Mark Grudzielanek, R (1, 6) OBP: 0.319, SLG: 0.368		X 0-0 SH 1-3 1B		X 0-0 ② FC6-4 1-2f		B F B X 2-1 E2 1-H 2-H 1B			C S B X 1-2 ① F9		4	0	2	1	0	0	1
Tom Prince, R (1, 2) OBP: 0.267, SLG: 0.272 Damon Hollins, R (9, PR) OBP: 0.167, SLG: 0.167 Eric Weaver, R (9, 1) Adrian Beltré, R (10, 5) OBP: 0.267, SLG: 0.349		X 0-0 SH 1-2 3-H		X 0-0 ③ G5-3		C B B B F S 3-3 ③ K			F B B B B 4-1 CS BB		2 0 0 0	0 0 0 0	0 0 0 0	1 0 0 0	1 0 0 0	1 0 0 0	2 0 0 0
Ismael Valdez, R (1, 1) OBP: 0.208, SLG: 0.178 Angel Pena, R (9, PH) OBP: 0.500, SLG: 0.500 (9, 2)		C L B B L 2-3 ② K			X 0-0 ① F8		C B F X 1-2 ① F8		B B C 1 SAFE 1 SAFE 1 SAFE B S S 3-3 ② ③ K 1-2		3 1	0 0	0 0	0 0	0 0	1 1	2 1
Inning Stats	R: 1 E: 0 K: 1 S: 10 H: 2 LOB: 0 BB: 0 P: 14	R: 1 E: 0 K: 2 S: 16 H: 1 LOB: 2 BB: 1 P: 24	R: 0 E: 0 K: 0 S: 10 H: 0 LOB: 0 BB: 0 P: 13	R: 0 E: 0 K: 0 S: 8 H: 1 LOB: 1 BB: 0 P: 11	R: 0 E: 0 K: 1 S: 8 H: 0 LOB: 0 BB: 0 P: 12	R: 2 E: 1 K: 1 S: 10 H: 1 LOB: 1 BB: 2 P: 25	R: 0 E: 0 K: 1 S: 9 H: 0 LOB: 0 BB: 0 P: 13	R: 0 E: 0 K: 1 S: 9 H: 0 LOB: 1 BB: 1 P: 15	R: 0 E: 0 K: 1 S: 7 H: 0 LOB: 1 BB: 1 P: 15	R: 1 E: 0 K: 1 S: 11 H: 1 LOB: 2 BB: 2 P: 28	1B: 6 2B: 1 3B: 0 HR: 0 SF: 1 SAC: 1 DP: 2 HBP: 0						

TOP

Los Angeles Dodgers @ San Diego Padres

Qualcomm Stadium, San Diego, CA

Sun Sep 13 1998, 6:33 AM EDT
Att. 37,390 - Sunny - 79 F

livebaseballscorecards.com

AB	33
R	5
H	6
RBI	3
BB	7
SO	9
LOB	19

WP: 0 PB: 0 SB: 2 CS: 1
PA: 42

PITCHER		IP	WLS	BF	H	R	ER	SO	BB	IBB	HBP	BLK	WP	HR	S	P	ERA	WHIP
Matt Clement, R ERA: 7.71	(1, 1)	6.0		26	5	4	3	5	3	0	0	0	0	0	62	99	4.50	1.333
Brian Boehringer, R ERA: 4.29	(7, 1)	1.2		6	0	0	0	1	1	0	0	0	0	0	15	24	0.00	0.600
Randy Myers, L ERA: 4.31	(8, 1)	1.1		4	0	0	0	2	1	0	0	0	0	0	10	19	0.00	0.750
Donne Wall, R ERA: 2.55	(10, 1)	0.2	L	5	1	1	1	0	1	1	0	0	0	0	8	22	13.50	3.000
Roberto Ramirez, L ERA: 7.5	(10, 1)	0.1		1	0	0	0	1	0	0	0	0	0	0	3	6	0.00	0.000

PITCHER	IP	WLS	BF	H	R	ER	SO	BB	IBB	HBP	BLK	WP	HR	S	P	ERA	WHIP

BOTTOM

Los Angeles Dodgers @ San Diego Padres

Qualcomm Stadium, San Diego, CA

Sun Sep 13 1998, 6:33 AM EDT
Att. 37,390 - Sunny - 79 F

livebaseballscorecards.com

Batter	1	2	3	4	5	6	7	8	9	10	AB	R	H	RBI	BB	SO	LOB
Ed Giovanola, L (1, 4) OBP: 0.338, SLG: 0.319	B X 1-0 P6 ①	C B B B X 3-1 G6-3 ③		B X 1-0 G3 ③			X 0-0 G6-3 1B 1-2		1 SAFE B S B 1 SAFE 1 SAFE B B 4-1 BB 1-2		4	0	1	0	1	0	1
Mark Sweeney, L (1, 3) OBP: 0.333, SLG: 0.350	B F B B F B 4-2 G4-3 BB		B X 1-0 P2 ①		F B F F S 1-3 K ①		C F B 2 SAFE F B X 2-2 G6-3 ② ③ 1-2f		B S 1-1 CS ③ 2-3	B C X 1-1 F7 ①	4	0	0	0	1	1	2
Tony Gwynn, L (1, 9) OBP: 0.370, SLG: 0.493 James Mouton, R (6, 9) OBP: 0.268, SLG: 0.254 Ken Caminiti, S (10, PH) OBP: 0.358, SLG: 0.514	C B F F B X 2-2 G4-3 ② 1-2		B X 1-0 G4-3 ②		C B X 1-1 G6-3 ②			S X 0-1 G6-3 ①		X 0-0 F8 ②	3 1 1	0 0 0	0 0 0	0 0 0	0 0 0	0 0 0	1 0 0
John Vander Wal, L (1, 7) OBP: 0.387, SLG: 0.529	C C X 0-2 F7 ③		S B X 1-1 2B		X 0-0 G6-3 ③			B X 1-0 G3-1 ②		X 0-0 1B	5	0	2	0	0	0	1
Greg Myers, L (1, 2) OBP: 0.305, SLG: 0.377		B B F F B X 3-2 2B 1B 1B	F C 0-3 K ③			B X 1-0 G1-3 ①		B C C B B F F F X 3-2 1B		C E C 0-3 K ③	5	1	2	0	0	2	2
George Arias, R (1, 5) OBP: 0.370, SLG: 0.522		C B F 1 SAFE B X 2-2 1B SF9 2B 1-3		F B B T B F B 4-2 HR BB		F F F B X 1-2 F9 ②		C S B C 1-3 K ③			3	2	1	0	1	1	1
Ruben Rivera, R (1, 8) OBP: 0.330, SLG: 0.386 Brian Boehringer, S (7, 1) Randy Myers, L (8, 1) Quilvio Veras, S (9, PH) OBP: 0.384, SLG: 0.360 Donne Wall, R (10, 1) OBP: 0.286, SLG: 0.286 Roberto Ramirez, L (10, 1)	B C B C X 2-2 SH3-4 1B 2-3 3-H			C 1 SAFE C 1 SAFE S 0-3 K ①		F C F S 0-3 K ③			C B X 1-1 G4-3 ①		3 0 0 1 0 0 0	0 0 0 0 0 0 0	1 0 0 0 0 0 0	1 0 0 0 0 0 0	0 0 0 0 0 0 0	2 0 0 0 0 0 0	1 0 0 0 0 0 0
Andy Sheets, R (1, 6) OBP: 0.320, SLG: 0.394	F B X 1-1 SF9 ① 3-H			1 SAFE B B B X 2-0 HR 1-H			C F C 0-3 K ①		B B B C B 4-1 CS BB BB		2	1	1	3	1	1	0
Matt Clement, R (1, 1) Steve Finley, L (7, 8) OBP: 0.301, SLG: 0.402	X 0-0 SH3-4 ② 1-2			F B F B F S 2-3 K ②			B C B B B 4-1 1B BB		B C B S S 2-3 K ②		1 1	0 0	0 0	0 0	0 1	1 1	0 1
Inning Stats	R: 0 H: 0 E: 0 LOB: 1 K: 0 BB: 1 S: 10 P: 17	R: 2 H: 3 E: 0 LOB: 1 K: 0 BB: 0 S: 14 P: 25	R: 0 H: 1 E: 0 LOB: 1 K: 1 BB: 0 S: 7 P: 10	R: 2 H: 1 E: 0 LOB: 0 K: 2 BB: 1 S: 12 P: 21	R: 0 H: 0 E: 0 LOB: 0 K: 1 BB: 0 S: 7 P: 9	R: 0 H: 0 E: 0 LOB: 0 K: 1 BB: 0 S: 9 P: 11	R: 0 H: 1 E: 0 LOB: 1 K: 1 BB: 1 S: 9 P: 15	R: 0 H: 1 E: 0 LOB: 1 K: 1 BB: 0 S: 12 P: 17	R: 0 H: 0 E: 0 LOB: 1 K: 1 BB: 2 S: 8 P: 20	R: 0 H: 1 E: 0 LOB: 1 K: 1 BB: 0 S: 7 P: 8	1B: 5 2B: 2 3B: 0 HR: 1	SF: 1 SAC: 1 DP: 1 HBP: 0					

	AB	34
	R	4
	H	8
	RBI	4
	BB	5
	SO	9
	LOB	10

WP: 0 PA: 42
PB: 0
SB: 0
CS: 1

PITCHER		IP	WLS	BF	H	R	ER	SO	BB	IBB	HBP	BLK	WP	HR	S	P	ERA	WHIP
Ismael Valdez, R ERA: 3.86	(1, 1)	8.0		33	7	4	4	7	3	0	0	0	0	1	80	125	4.50	1.250
Eric Weaver, R ERA: 1.5	(9, 1)	1.0	W	4	0	0	0	1	2	0	0	0	0	0	8	20	0.00	2.000
Jeff Shaw, R ERA: 2.14	(10, 1)	1.0	S	4	1	0	0	1	0	0	0	0	0	0	7	8	0.00	1.000

PITCHER		IP	WLS	BF	H	R	ER	SO	BB	IBB	HBP	BLK	WP	HR	S	P	ERA	WHIP

Batter	1	2	3	4	5	6	7	8	9	AB	R	H	RBI	BB	SO	LOB
Lance Johnson, L (1, 8) OBP: 0.315, SLG: 0.308	B X 1-0 P6 ①		B C X 1-1 G3-1 ③			X 0-0 L7 ①		B C C X 1-2 G1-3 ①		4	0	0	0	0	0	0
José Hernández, R (1, 6) OBP: 0.317, SLG: 0.498	C B S X 1-2 G6-3 ②			B F B X 2-1 L4-3 1B		C B C B X 2-2 G6-3 ②		B B X 2-0 HR		4	1	2	1	0	0	0
Mark Grace, L (1, 3) OBP: 0.410, SLG: 0.482	B C X 1-1 G1-3 ③			X 0-0 L4-3 ① ② 1-2		B F B X 2-1 G3 ③		B C X 1-1 E3		4	0	0	0	0	0	1
Sammy Sosa, R (1, 9) OBP: 0.381, SLG: 0.658		C B B B S C 3-3 K ①		B C B S S 2-3 K ③			F B B C S 2-3 K ①	S F B S 1-3 K ②		4	0	0	0	0	4	1
Glenallen Hill, R (1, 7) OBP: 0.368, SLG: 0.553		B X 1-0 HR			B C B B B 4-1 1B G1-3 BB		B B B B 4-0 BB 1B BB	C T F F S 0-3 K ③		2	2	1	1	2	1	1
Gary Gaetti, R (1, 5) OBP: 0.357, SLG: 0.494		B F S S 1-3 K ②			S 1 SAFE B X 1-1 G1-3 ① 1-2		S F B B B X 3-2 P3 ②		B X 1-0 G5-3 ①	4	0	0	0	0	1	2
Mickey Morandini, L (1, 4) OBP: 0.389, SLG: 0.390		X 0-0 F7 ③			X 0-0 S 2-3 1B		B 1 SAFE B B B 4-0 1B 1-2 BB		X 0-0 L7 ②	3	0	1	0	1	0	0
Scott Servais, R (1, 2) OBP: 0.290, SLG: 0.345 Henry Rodriguez, L (9, PH) OBP: 0.337, SLG: 0.542			X 0-0 F4 ①		C B 1 SAFE B B B 1 SAFE F F F 3-3 S K ② 1-2		S B X 1-1 FC6-4 1-2 2-H 1B		B C S S 1-3 K ③	3 1	0 0	1 0	1 0	0 0	1 1	2 0
Mark Clark, R (1, 1) OBP: 0.082, SLG: 0.034 Felix Heredia, L (7, 1) Matt Karchner, R (7, 1)			B C F S 1-3 K ②		F C B S 1-3 K ③		B X 1-0 FC6-4 ③ 1-2f			3 0 0	0 0 0	0 0 0	0 0 0	0 0 0	2 0 0	4 0 0
Inning Stats	R: 0 E: 0 K: 0 S: 6 H: 0 LOB: 0 BB: 0 P: 9	R: 1 E: 0 K: 2 S: 8 H: 1 LOB: 0 BB: 0 P: 13	R: 0 E: 0 K: 2 S: 6 H: 0 LOB: 0 BB: 0 P: 8	R: 0 E: 0 K: 1 S: 6 H: 1 LOB: 0 BB: 0 P: 10	R: 0 E: 0 K: 2 S: 12 H: 1 LOB: 2 BB: 1 P: 21	R: 0 E: 0 K: 0 S: 6 H: 0 LOB: 0 BB: 0 P: 10	R: 1 E: 0 K: 1 S: 9 H: 1 LOB: 2 BB: 2 P: 24	R: 1 E: 1 K: 2 S: 14 H: 1 LOB: 1 BB: 0 P: 19	R: 0 E: 0 K: 1 S: 5 H: 0 LOB: 0 BB: 0 P: 7	1B: 3 2B: 1 3B: 0 HR: 2	SF: 0 SAC: 0 DP: 1 HBP: 0					

PITCHER		IP	WLS	BF	H	R	ER	SO	BB	IBB	HBP	BLK	WP	HR	S	P	ERA	WHIP
Sterling Hitchcock, L ERA: 3.89	(1, 1)	7.0		27	4	2	2	7	3	0	0	0	0	1	53	95	2.57	1.000
24 Mark Langston, L ERA: 5.92	(8, 1)	0.1		3	1	1	1	0	0	0	0	0	0	1	6	10	27.00	3.000
Dan Miceli, R ERA: 3.22	(8, 1)	0.2	W	2	0	0	0	2	0	0	0	0	0	0	8	9	0.00	0.000
Trevor Hoffman, R ERA: 1.44	(9, 1)	1.0	S	3	0	0	0	1	0	0	0	0	0	0	5	7	0.00	0.000

PITCHER	IP	WLS	BF	H	R	ER	SO	BB	IBB	HBP	BLK	WP	HR	S	P	ERA	WHIP

TOP

Chicago Cubs @ San Diego Padres

Qualcomm Stadium, San Diego, CA

Mon Sep 14 1998, 10:05 PM EDT

Att. 23,948 - Unknown - 73 F

livebaseballscorecards.com

AB	32
R	3
H	5
RBI	3
BB	3
SO	10
LOB	11

1B: 3	SF: 0	WP: 0	PA: 35
2B: 1	SAC: 0	PB: 0	
3B: 0	DP: 1	SB: 1	
HR: 2	HBP: 0	CS: 0	

Batter	1	2	3	4	5	6	7	8	9	AB	R	H	RBI	BB	SO	LOB
Quilvio Veras, S (1, 4) OBP: 0.384, SLG: 0.359	C B X 1-1 L5 ①		C B B C X 2-2 G1-3 ②		B X 1-0 1B		F B B B X 3-1 G4-3 ② 3-H			4	0	1	1	0	0	1
Tony Gwynn, L (1, 9) OBP: 0.369, SLG: 0.493 Ruben Rivera, R (8, 9) OBP: 0.330, SLG: 0.386	C X 0-1 G4-3 ②		X 0-0 L3 ③		B 1 SAFE 1 SAFE B X 2-0 L8 ③		B B X 2-0 2B 2-H			4 0	0 0	1 0	1 0	0 0	0 0	1 0
Greg Vaughn, R (1, 7) OBP: 0.373, SLG: 0.624	B B S F B B 4-2 S BB			F B X 1-1 HR		B C B S B X 3-2 L7 ①	S B F B F S 2-3 K ③			3	1	1	1	1	1	1
Ken Caminiti, S (1, 5) OBP: 0.357, SLG: 0.519	B C B C 1 SAFE B X 3-2 G3 ③ 1-2			C B X 1-1 F7 ①		X 0-0 F7 ②		X 0-0 HR		4	1	1	1	0	0	1
Wally Joyner, L (1, 3) OBP: 0.373, SLG: 0.459		B C X 1-1 G3-1 ①		B C B F X 2-2 G4-3 ②		F C F B X 1-2 1B		B F X 1-1 F7 ①		4	0	1	0	0	0	0
Steve Finley, L (1, 8) OBP: 0.302, SLG: 0.403		C F F F B B B X 3-2 S 1B 1B		X 0-0 S 1B		B B C B X 3-1 F8 ③		C B B B F X 3-2 G4-3 ②		4	0	2	0	0	0	1
Jim Leyritz, R (1, 2) OBP: 0.388, SLG: 0.471 James Mouton, R (7, PR) OBP: 0.268, SLG: 0.254 Greg Myers, L (8, 2) OBP: 0.303, SLG: 0.374		S B S F S 1-3 K ② 1-2		1 SAFE B 1 SAFE B B S C X 3-2 P6 ③ 1-2			B B X 2-0 SH1-3 G4-3 2B	X 0-0 F7 ③		3 0 1	0 1 0	1 0 0	0 0 0	0 0 0	1 0 0	2 0 0
Chris Gomez, R (1, 6) OBP: 0.349, SLG: 0.379		C C B B X 2-2 2-H 1B ③			C X 0-1 G6-3 ①		S B L F B B B 4-2 SH1-3 2B BB			2	1	1	0	1	0	0
Sterling Hitchcock, L (1, 1) OBP: 0.163, SLG: 0.146 Ed Giovanola, L (7, PH) OBP: 0.338, SLG: 0.319 24 Mark Langston, R (8, 1) OBP: 0.154, SLG: 0.125 Dan Miceli, R (8, 1) OBP: 1.000, SLG: 1.000 Trevor Hoffman, R (9, 1)			C B X 1-1 G4-3 ①		B B C C X 2-2 G1-3 ②		X 0-0 SH1-3 ① 1-2 2-3			2 0 0 0 0	0 0 0 0 0	0 0 0 0 0	0 0 0 0 0	0 0 0 0 0	0 0 0 0 0	0 0 0 0 0
Inning Stats	R: 0 E: 0 K: 0 S: 9 H: 0 LOB: 1 BB: 1 P: 17	R: 0 E: 0 K: 1 S: 14 H: 2 LOB: 2 BB: 0 P: 21	R: 0 E: 0 K: 0 S: 6 H: 0 LOB: 0 BB: 0 P: 9	R: 1 E: 0 K: 0 S: 11 H: 2 LOB: 1 BB: 0 P: 18	R: 0 E: 0 K: 0 S: 7 H: 1 LOB: 1 BB: 0 P: 12	R: 0 E: 0 K: 0 S: 10 H: 1 LOB: 1 BB: 0 P: 17	R: 2 E: 0 K: 1 S: 12 H: 2 LOB: 1 BB: 1 P: 25	R: 1 E: 0 K: 0 S: 7 H: 1 LOB: 0 BB: 0 P: 11		1B: 5 2B: 2 3B: 0 HR: 2	SF: 0 SAC: 1 DP: 0 HBP: 0					

PITCHER		IP	WLS	BF	H	R	ER	SO	BB	IBB	HBP	BLK	WP	HR	S	P	ERA	WHIP
Mark Clark, R ERA: 4.84	(1, 1)	6.2		28	7	3	3	1	2	0	0	0	0	1	64	110	4.05	1.350
Felix Heredia, L ERA: 5.34	(7, 1)	0.0		1	1	0	0	0	0	0	0	0	0	0	1	3	∞	∞
Matt Karchner, R ERA: 5.25	(7, 1)	1.1	L	5	1	1	1	1	0	0	0	0	0	1	11	17	6.75	0.750

PITCHER	IP	WLS	BF	H	R	ER	SO	BB	IBB	HBP	BLK	WP	HR	S	P	ERA	WHIP

BOTTOM

Chicago Cubs @ San Diego Padres

Qualcomm Stadium, San Diego, CA

Mon Sep 14 1998, 10:05 PM EDT

Att. 23,948 - Unknown - 73 F

livebaseballscorecards.com

AB	31
R	4
H	9
RBI	4
BB	2
SO	2
LOB	7

WP: 0 PB: 0 SB: 3 CS: 0 PA: 34

Batter	1	2	3	4	5	6	7	8	9	AB	R	H	RBI	BB	SO	LOB
Lance Johnson, L (1, 8) OBP: 0.324, SLG: 0.318	S F B B X 2-2 G6-3 1B			X 0-0 CS 1B		F 1 SAFE 1 B B C T 2-2 ② K	C B 1 SAFE X 1-1 1-2 3-H 1B		C X 0-1 BB 1B	5	0	4	1	0	1	1
Mickey Morandini, L (1, 4) OBP: 0.387, SLG: 0.387 Rod Beck, R (9, 1)	X 0-0 ① ② G6-3 1-2f			C C X 0-2 ① ② G4-3 1-2		S 1 SAFE S 1 B T 1-2 ③ K	B S X 1-1 ③ G3		F T P 1 SAFE F B B B 4-2 1-2 BB	4 0	0 0	0 0	0 0	1 0	1 0	5 0
Sammy Sosa, R (1, 9) OBP: 0.379, SLG: 0.654	B C X 1-1 ③ G1-3			B B S B X 3-1 ③ G4-3			C X 0-1 WP HR 1B	B S B B F T 3-2 ① K	F S C 0-3 ③ K	5	1	1	0	0	2	2
Mark Grace, L (1, 3) OBP: 0.410, SLG: 0.486		B C S T S 1-3 ① K			X 0-0 ① G6-3		C B B B X 3-1 1-H HR	B F B F B B 4-2 BB		3	1	1	2	1	1	0
Henry Rodriguez, L (1, 7) OBP: 0.337, SLG: 0.540 Brant Brown, L (7, 7) OBP: 0.354, SLG: 0.510	S B F S 1-3 ② K				B C C F X 1-2 FC5-4 1B		F B X 1-1 ① G3	F 1 SAFE B B B F B 4-2 1-2 BB		3 0	0 0	1 0	0 0	0 1	1 0	0 0
Gary Gaetti, R (1, 5) OBP: 0.356, SLG: 0.494	C B F B S 2-3 ③ K				B S S S F B X 2-2 ② FC5-4 1-2f		S B X 1-1 E8 1B 2B	C F B B S 2-3 ② K		4	1	1	0	0	2	3
Tyler Houston, L (1, 2) OBP: 0.282, SLG: 0.389			C C B C 1-3 ① K		S B S B X 2-2 ③ F7		X 0-0 ② G3	C S S S 0-3 ③ K		4	0	0	0	0	2	4
José Hernández, R (1, 6) OBP: 0.318, SLG: 0.497			C S B B C 2-3 ② K			F B B X 2-1 1B	B I I I 4-0 1B 1B IBB		X 0-0 ① F8	3	1	1	0	1	1	0
Kevin Tapani, R (1, 1) OBP: 0.218, SLG: 0.214 Manny Alexander, R (9, 4) OBP: 0.284, SLG: 0.337			F S C 0-3 ③ K			M B L M 1-3 ① K	B F X 1-1 1-3 3-H 1B 1B		B C F B F F B X 3-2 ② P2	4 0	0 0	1 0	1 0	0 0	2 0	1 0
Inning Stats	R: 0 H: 1 E: 0 LOB: 0 K: 0 BB: 0 S: 6 P: 9	R: 0 H: 0 E: 0 LOB: 0 K: 3 BB: 0 S: 10 P: 14	R: 0 H: 0 E: 0 LOB: 0 K: 3 BB: 0 S: 9 P: 12	R: 0 H: 1 E: 0 LOB: 0 K: 0 BB: 0 S: 6 P: 9	R: 0 H: 1 E: 0 LOB: 1 K: 0 BB: 0 S: 12 P: 17	R: 0 H: 1 E: 0 LOB: 1 K: 3 BB: 0 S: 11 P: 17	R: 4 H: 5 E: 1 LOB: 2 K: 0 BB: 1 S: 15 P: 27	R: 0 H: 0 E: 0 LOB: 2 K: 3 BB: 2 S: 13 P: 26	R: 0 H: 1 E: 0 LOB: 2 K: 1 BB: 1 S: 15 P: 21	1B: 8 SF: 0 2B: 1 SAC: 0 3B: 0 DP: 1 HR: 1 HBP: 0						

PITCHER		IP	WLS	BF	H	R	ER	SO	BB	IBB	HBP	BLK	WP	HR	S	P	ERA	WHIP
Kevin Brown, R ERA: 2.44	(1, 1)	7.0	L	29	9	4	4	9	0	1	0	0	1	1	69	105	5.14	1.286
Brian Boehringer, R ERA: 4.25	(8, 1)	0.2		4	0	0	0	2	2	0	0	0	0	0	10	23	0.00	3.000
Roberto Ramirez, L ERA: 6.92	(8, 1)	1.0		5	1	0	0	1	1	0	0	0	0	0	15	21	0.00	2.000
Scott Sanders, R ERA: 7.65	(9, 1)	0.1		1	0	0	0	1	0	0	0	0	0	0	3	3	0.00	0.000

PITCHER	IP	WLS	BF	H	R	ER	SO	BB	IBB	HBP	BLK	WP	HR	S	P	ERA	WHIP

TOP

Chicago Cubs @ San Diego Padres

Qualcomm Stadium, San Diego, CA

Tue Sep 15 1998, 10:05 PM EDT

Att. 37,995 - Unknown - 74 F

livebaseballscorecards.com

AB	35
R	4
H	10
RBI	4
BB	4
SO	13
LOB	16

WP: 1 PA: 39
PB: 0
SB: 0
CS: 1

Chicago Cubs @ San Diego Padres

Qualcomm Stadium, San Diego, CA

Tue Sep 15 1998, 10:05 PM EDT

Att. 37,995 - Unknown - 74 F

BOTTOM

Batter	1	2	3	4	5	6	7	8	9	AB	R	H	RBI	BB	SO	LOB
Quilvio Veras, S (1, 4) OBP: 0.383, SLG: 0.364	G6-3		G4-3			HR		G6-3		4	1	1	1	0	0	1
Tony Gwynn, L (1, 9) OBP: 0.366, SLG: 0.488	K			K		G4-3		G4-3		4	0	0	0	0	2	0
Greg Vaughn, R (1, 7) OBP: 0.374, SLG: 0.623	F8			G5-3		BB			2B 1B	3	1	1	0	1	0	0
Ken Caminiti, S (1, 5) OBP: 0.356, SLG: 0.516		F8		1B		P5			K	4	0	1	0	0	1	2
Wally Joyner, L (1, 3) OBP: 0.372, SLG: 0.459		K		G1-3		F7			1-H 2B	4	0	1	1	0	1	2
Steve Finley, L (1, 8) OBP: 0.300, SLG: 0.400		G6-3			G4-3		F6		G6-3	4	0	0	0	0	0	1
Carlos Hernandez, R (1, 2) OBP: 0.308, SLG: 0.369			SH3 1B		L5		G4-3		K	3	0	1	0	0	0	0
Roberto Ramirez, L (8, 1)										0	0	0	0	0	0	0
Scott Sanders, R (9, 1)										0	0	0	0	0	0	0
Mark Sweeney, L (9, PH) OBP: 0.332, SLG: 0.348										1	0	0	0	0	1	1
Chris Gomez, R (1, 6) OBP: 0.349, SLG: 0.379			F8		1B		G6-3			3	0	1	0	0	0	1
Kevin Brown, R (1, 1) OBP: 0.232, SLG: 0.231			SH3 1-2		K			G4-3		1	0	0	0	0	1	1
Brian Boehringer, S (8, 1)										0	0	0	0	0	0	0
Greg Myers, L (8, 2) OBP: 0.302, SLG: 0.372										1	0	0	0	0	0	0
Inning Stats	R: 0 H: 0 E: 0 LOB: 0 K: 1 BB: 0 S: 8 P: 11	R: 0 H: 0 E: 0 LOB: 0 K: 1 BB: 0 S: 8 P: 15	R: 0 H: 1 E: 0 LOB: 1 K: 0 BB: 0 S: 5 P: 7	R: 0 H: 1 E: 0 LOB: 1 K: 1 BB: 0 S: 12 P: 18	R: 0 H: 1 E: 0 LOB: 1 K: 1 BB: 0 S: 10 P: 14	R: 1 H: 1 E: 0 LOB: 1 K: 0 BB: 1 S: 10 P: 18	R: 0 H: 0 E: 0 LOB: 0 K: 0 BB: 0 S: 6 P: 9	R: 0 H: 0 E: 0 LOB: 0 K: 0 BB: 0 S: 6 P: 8	R: 1 H: 2 E: 0 LOB: 1 K: 2 BB: 0 S: 15 P: 21	1B: 4 SF: 0 2B: 1 SAC: 1 3B: 0 DP: 0 HR: 1 HBP: 0							

livebaseballscorecards.com

AB	32
R	2
H	6
RBI	2
BB	1
SO	6
LOB	9

WP: 0 PA: 34
PB: 0
SB: 0
CS: 0

PITCHER		IP	WLS	BF	H	R	ER	SO	BB	IBB	HBP	BLK	WP	HR	S	P	ERA	WHIP
Kevin Tapani, R ERA: 4.6	(1, 1)	8.1	W	32	6	2	2	5	1	0	0	0	0	1	75	114	2.16	0.840
Rod Beck, R ERA: 2.97	(9, 1)	0.2	S	2	0	0	0	1	0	0	0	0	0	0	5	7	0.00	0.000

PITCHER	IP	WLS	BF	H	R	ER	SO	BB	IBB	HBP	BLK	WP	HR	S	P	ERA	WHIP

Batter	1	2	3	4	5	6	7	8	9	AB	R	H	RBI	BB	SO	LOB
Lance Johnson, L (1, 8) OBP: 0.329, SLG: 0.320	X 0-0 G3 1B 1B		C F B S 1-3 ① K		X 0-0 ① G1-3		C F B X 1-2 1B 2B 1B 1-2	B F B B B 4-1 FC6-2 HR BB 1-2 2-3		4	2	2	0	1	1	0
Mickey Morandini, L (1, 4) OBP: 0.386, SLG: 0.386	C B 1 X SAFE 1-1 ① F7		B S B S F F X 2-2 ② L3		C S B B B F X 2-2 ② G3-1		B B X 2-0 2B FC1-2 1B 1-2 2-3	B X 1-0 ② FC6-2 HR 1-2 2-3 3-H[r]		5	1	1	0	0	0	4
Sammy Sosa, R (1, 9) OBP: 0.381, SLG: 0.660	X 0-0 G3 1B 1-2		X 0-0 ③ F9		S F B B S 2-3 ③ K		B B X 2-0 BB 2B 1-3 2-H 3-H	B X 1-0 HR 1-H 2-H 3-H		5	1	3	6	0	1	0
Mark Grace, L (1, 3) OBP: 0.407, SLG: 0.482	C B B B X 3-1 ② G3 1-2 2-3			B B B C X 3-1 ① F8		C B F F F B X 2-2 ① F8	F C X 0-2 ② FC1-2 BB 3-H	B B C C X 2-2 ③ P6		5	0	0	0	0	0	4
Henry Rodriguez, L (1, 7) OBP: 0.337, SLG: 0.538 Glenallen Hill, R (7, PH) OBP: 0.369, SLG: 0.553 Manny Alexander, R (7, PR) OBP: 0.283, SLG: 0.336 (7, 6)	S S B B B F S 3-3 ③ K			C F F X 0-2 E 1B		F B B X 2-1 ② G4-3	C B F F B B B 4-2 1-2 2-3 BB		B C C S 1-3 ① K	3 0 1	0 0 0	1 0 0	0 0 0	0 1 0	1 0 1	2 0 0
Gary Gaetti, R (1, 5) OBP: 0.356, SLG: 0.490		B B B C B 4-1 G6-3 1B BB		X 0-0 E3 G3 1-3		C S H 1-2 HBP	S B F S 1-3 ③ K		B B F B C X 3-2 ② F7	3	0	0	0	1	1	4
Tyler Houston, L (1, 2) OBP: 0.285, SLG: 0.389 Rod Beck, R (9, 1)		C B B X 2-1 G6-3 1-2 1B		X 0-0 ② G3 1-2		X 0-0 ③ F7		C F B B B X 2-2 BB 1B FC6-2 1B	F X 0-1 ③ F7	5 0	0 0	2 0	0 0	0 0	0 0	3 0
José Hernández, R (1, 6) OBP: 0.318, SLG: 0.493 (7, 7)		B C B X 2-1 ① ② G6-3 1-2f 2-3		I I I 4-0 IBB			B B S T S 2-3 ① K	B L 1 S L SAFE 1-3 ① K		3	0	0	0	1	2	3
Terry Mulholland, R (1, 1) OBP: 0.308, SLG: 0.250 Orlando Merced, S (8, PH) OBP: 0.339, SLG: 0.418 Matt Karchner, R (8, 1) Felix Heredia, L (9, 1) Scott Servais, R (9, 2) OBP: 0.290, SLG: 0.345		X 0-0 ③ P6		S C F B S 1-3 ③ K			X 0-0 1B 1B 2B 1B	B X 1-0 FC6-2 BB HR 1B 1-2		3 1 0 0 0	1 1 0 0 0	1 1 0 0 0	0 0 0 0 0	0 0 0 0 0	1 0 0 0 0	4 0 0 0 0
Inning Stats	R: 0 H: 2 E: 0 LOB: 2 K: 1 BB: 0 S: 10 P: 17	R: 0 H: 1 E: 0 LOB: 1 K: 0 BB: 1 S: 6 P: 14	R: 0 H: 0 E: 0 LOB: 0 K: 1 BB: 0 S: 9 P: 12	R: 0 H: 1 E: 1 LOB: 3 K: 1 BB: 1 S: 12 P: 20	R: 0 H: 0 E: 0 LOB: 0 K: 1 BB: 0 S: 8 P: 12	R: 0 H: 0 E: 0 LOB: 1 K: 0 BB: 0 S: 9 P: 14	R: 2 H: 4 E: 0 LOB: 3 K: 2 BB: 1 S: 18 P: 30	R: 4 H: 3 E: 0 LOB: 0 K: 1 BB: 1 S: 13 P: 25	R: 0 H: 0 E: 0 LOB: 0 K: 1 BB: 0 S: 8 P: 12	1B: 9 2B: 1 3B: 0 HR: 1	SF: 0 SAC: 0 DP: 1 HBP: 1						

PITCHER		IP	WLS	BF	H	R	ER	SO	BB	IBB	HBP	BLK	WP	HR	S	P	ERA	WHIP
Joey Hamilton, R ERA: 4.32	(1, 1)	6.1		30	8	2	2	5	1	1	1	0	0	0	63	105	2.84	1.421
Randy Myers, L ERA: 4.25	(7, 1)	0.2		3	0	0	0	1	1	0	0	0	0	0	9	14	0.00	1.500
Dan Miceli, R ERA: 3.48	(8, 1)	0.1	L	3	2	2	2	1	0	0	0	0	0	0	7	11	54.00	6.000
24 Mark Langston, L ERA: 6.01	(8, 1)	0.1		2	0	0	0	0	1	0	0	0	0	0	2	7	0.00	3.000
Brian Boehringer, R ERA: 4.3	(8, 1)	1.1		5	1	2	2	1	0	0	0	0	0	1	12	19	13.50	0.750

PITCHER	IP	WLS	BF	H	R	ER	SO	BB	IBB	HBP	BLK	WP	HR	S	P	ERA	WHIP

TOP

Chicago Cubs @ San Diego Padres

Qualcomm Stadium, San Diego, CA

Wed Sep 16 1998, 10:05 PM EDT

Att. 49,981 - Unknown - 72 F

livebaseballscorecards.com

AB	38
R	6
H	11
RBI	6
BB	4
SO	8
LOB	24

WP: 0 PA: 43
PB: 0
SB: 0
CS: 0

BOTTOM

Chicago Cubs @ San Diego Padres

Qualcomm Stadium, San Diego, CA

Wed Sep 16 1998, 10:05 PM EDT

Att. 49,981 - Unknown - 72 F

livebaseballscorecards.com

Batter	1	2	3	4	5	6	7	8	9	AB	R	H	RBI	BB	SO	LOB
Quilvio Veras, S (1, 4) OBP: 0.382, SLG: 0.363	0-1 1B		0-1 G6-3 ②			1-0 F7 ①		2-2 G4-3 ①		4	0	1	0	0	0	0
Tony Gwynn, L (1, 9) OBP: 0.365, SLG: 0.488	1-1 F7 ①		1-0 2B			0-0 G3 ②		0-1 F9 ②		4	0	1	0	0	0	1
Greg Vaughn, R (1, 7) OBP: 0.372, SLG: 0.618	2-2 F8 ②		0-3 K ③			0-1 G6-3 ③		2-2 F8 ③		4	0	0	0	0	1	2
Ken Caminiti, S (1, 5) OBP: 0.356, SLG: 0.517	0-3 K ③			1-3 K ①			2-2 G6-3 G4-3 2B		0-1 CI G3 1B	3	2	1	0	0	2	1
Jim Leyritz, R (1, 3) OBP: 0.388, SLG: 0.473		0-0 WP 2B		2-0 G5-3			2-2 G6-3 ① 2-3		0-0 G3 ① 1-2	3	0	1	0	0	0	1
Dan Miceli, R (8, 1) OBP: 1.000, SLG: 1.000										0	0	0	0	0	0	0
24 Mark Langston, R (8, 1) OBP: 0.154, SLG: 0.125										0	0	0	0	0	0	0
Wally Joyner, L (8, 3) OBP: 0.371, SLG: 0.458										1	0	0	0	0	0	1
Steve Finley, L (1, 8) OBP: 0.300, SLG: 0.399		0-0 P2 ①		0-0 G4-3 ③			1-0 G4-3 ② 3-H		2-1 FC6-5 1B 2-H 1B	4	0	1	2	0	0	1
Carlos Hernandez, R (1, 2) OBP: 0.310, SLG: 0.379		0-0 G1-3 ②			1-1 F8 ①		2-2 HR		1-1 FC6-5 1-2 1B	4	1	2	1	0	0	1
James Mouton, R (9, PR) OBP: 0.268, SLG: 0.254										0	0	0	0	0	0	0
Chris Gomez, R (1, 6) OBP: 0.349, SLG: 0.379		2-1 G6-3 ③ 2-3			2-2 L5 ②		1-0 1B		2-2 FC6-5 ② 1-2 2-3f	3	0	1	0	0	0	1
John Vander Wal, L (9, PH) OBP: 0.385, SLG: 0.525										1	0	0	0	0	0	2
Joey Hamilton, R (1, 1) OBP: 0.159, SLG: 0.221			1-3 K ①		0-3 K ③		2-3 K ③		1-1 F7 ③	2	0	0	0	0	2	0
Randy Myers, L (7, 1)										0	0	0	0	0	0	0
Archi Cianfrocco, R (7, PH) OBP: 0.192, SLG: 0.208										1	0	0	0	0	1	1
(8, 3)										0	0	0	0	0	0	0
Brian Boehringer, S (8, 1)										1	0	0	0	0	0	2
Mark Sweeney, L (9, PH) OBP: 0.330, SLG: 0.346																
Inning Stats	R: 0 E: 0 K: 1 S: 12 H: 1 LOB: 1 BB: 0 P: 15	R: 0 E: 0 K: 0 S: 5 H: 1 LOB: 1 BB: 0 P: 7	R: 0 E: 0 K: 2 S: 9 H: 1 LOB: 1 BB: 0 P: 11	R: 0 E: 0 K: 1 S: 5 H: 0 LOB: 0 BB: 0 P: 8	R: 0 E: 0 K: 1 S: 8 H: 0 LOB: 0 BB: 0 P: 11	R: 0 E: 0 K: 0 S: 4 H: 0 LOB: 0 BB: 0 P: 5	R: 2 E: 0 K: 1 S: 15 H: 3 LOB: 1 BB: 0 P: 25	R: 0 E: 0 K: 0 S: 8 H: 0 LOB: 0 BB: 0 P: 12	R: 1 E: 1 K: 0 S: 11 H: 2 LOB: 2 BB: 0 P: 17	1B: 4 2B: 3 3B: 0 HR: 1	SF: 0 SAC: 0 DP: 0 HBP: 0						

PITCHER		IP	WLS	BF	H	R	ER	SO	BB	IBB	HBP	BLK	WP	HR	S	P	ERA	WHIP
Terry Mulholland, L ERA: 2.92	(1, 1)	7.0	W	27	6	2	2	6	0	0	0	0	1	1	58	82	2.57	0.857
Matt Karchner, R ERA: 5.16	(8, 1)	1.0		4	0	1	0	0	0	0	0	0	0	0	9	13	0.00	0.000
Felix Heredia, L ERA: 5.3	(9, 1)	0.1		2	1	0	0	0	0	0	0	0	0	0	3	5	0.00	3.000
Rod Beck, R ERA: 2.95	(9, 1)	0.2	S	3	1	0	0	0	0	0	0	0	0	0	7	11	0.00	1.500

PITCHER	IP	WLS	BF	H	R	ER	SO	BB	IBB	HBP	BLK	WP	HR	S	P	ERA	WHIP

AB	35
R	3
H	8
RBI	3
BB	0
SO	6
LOB	14

WP: 1 PA: 36
PB: 0
SB: 0
CS: 0

Batter	1	2	3	4	5	6	7	8	9	10	AB	R	H	RBI	BB	SO	LOB
Lance Johnson, L (1, 8) OBP: 0.330, SLG: 0.322	X 0-0 G5-3 ①		B S C 1-3 K ③			B X 1-0 1B 1B ①		S X 0-1 BB 1B 1B		F B X 1-1 G4-3 ①	5	2	2	0	0	1	0
Mickey Morandini, L (1, 4) OBP: 0.386, SLG: 0.391	B F S B B X 3-2 HR			C C X 0-2 F8 ①		B 1 SAFE C B 1 SAFE X 2-1 1B 1-2 1B		B L 1 SAFE B C 1 SAFE X 2-2 P5 ①		B C B C X 2-2 F9 ②	5	1	2	1	0	0	1
Sammy Sosa, R (1, 9) OBP: 0.380, SLG: 0.656	B F X 1-1 F8 ②			B C S X 1-2 G6-3 ②		B B X 2-0 F7 ②		B B B B 4-0 L6-4 1B 1-2 BB		B B X 2-0 F8 ③	4	0	0	0	1	0	2
Mark Grace, L (1, 3) OBP: 0.408, SLG: 0.482	C X 0-1 F7 ③			B C X 1-1 F9 ③		B S B X 2-1 1-3 2-H 1B		F X 0-1 1-2 2-H 1B			4	0	2	2	0	0	0
Henry Rodriguez, L (1, 7) OBP: 0.335, SLG: 0.534 Chris Haney, L (6, 1) Glenallen Hill, R (8, PH) OBP: 0.368, SLG: 0.552 Matt Karchner, R (8, 1) Felix Heredia, L (9, 1) Rod Beck, R (10, 1)		B C X 1-1 G3 ①			S X 0-1 G3 ①	B B S S C 2-3 K ③		C X 0-1 L6-4 ② ③ 2-3			3 0 1 0 0 0	0 0 0 0 0 0	0 0 0 0 0 0	0 0 0 0 0 0	0 0 0 0 0 0	1 0 0 0 0 0	2 0 2 0 0 0
José Hernández, R (1, 5) (7, 7) (9, 5) (10, 6) OBP: 0.315, SLG: 0.489		C C B S 2-3 K ②			F B B F F S 2-3 K ②		B F S S 1-3 K ①		X 0-0 G5-3 ①		4	0	0	0	0	3	0
Tyler Houston, L (1, 2) OBP: 0.292, SLG: 0.397		S S S 0-3 K ③			B B X 2-0 2B		C B C F F B B F F 4-2 B BLK BB		X 0-0 G4-6-3 1B		3	0	2	0	1	1	0
Manny Alexander, R (1, 6) (7, 5) Orlando Merced, S (9, PH) (9, 7) OBP: 0.280, SLG: 0.332 OBP: 0.337, SLG: 0.416			B B F F B S 3-3 K ①		B S B B F S 3-3 K ③		B F S S 1-3 K ② 1-2		C S X 0-2 G4-6-3 ② ③ 1-2f		3 1	0 0	0 0	0 0	0 0	3 0	2 1
Mike Morgan, R (1, 1) OBP: 0.625, SLG: 0.750 Brant Brown, L (6, PH) OBP: 0.353, SLG: 0.509 (6, 7) Jeff Blauser, R (7, PH) OBP: 0.345, SLG: 0.304 (7, 6) Gary Gaetti, R (10, PH) OBP: 0.357, SLG: 0.499 (10, 5)			C C S 0-3 K ②			S S B X 1-2 G4-3 ①	S X 0-1 G5-3 ③			B X 1-0 HR	1 1 1 1	0 0 0 1	0 0 0 1	0 0 0 1	1 0 0 0	0 0 0 0	0 0 1 0
Inning Stats	R: 1 E: 0 K: 0 S: 8 H: 1 LOB: 0 BB: 0 P: 12	R: 0 E: 0 K: 2 S: 8 H: 0 LOB: 0 BB: 0 P: 11	R: 0 E: 0 K: 3 S: 9 H: 0 LOB: 0 BB: 0 P: 13	R: 0 E: 0 K: 0 S: 8 H: 0 LOB: 0 BB: 0 P: 10	R: 0 E: 0 K: 2 S: 10 H: 1 LOB: 1 BB: 0 P: 17	R: 1 E: 0 K: 1 S: 12 H: 3 LOB: 2 BB: 0 P: 22	R: 0 E: 0 K: 2 S: 14 H: 0 LOB: 1 BB: 1 P: 20	R: 1 E: 0 K: 0 S: 9 H: 2 LOB: 1 BB: 1 P: 15	R: 0 E: 0 K: 0 S: 5 H: 1 LOB: 0 BB: 0 P: 5	R: 1 E: 0 K: 0 S: 7 H: 1 LOB: 0 BB: 0 P: 13	1B: 6 2B: 2 3B: 0 HR: 2	SF: 0 SAC: 0 DP: 2 HBP: 0					

PITCHER		IP	WLS	BF	H	R	ER	SO	BB	IBB	HBP	BLK	WP	HR	S	P	ERA	WHIP
58 Stan Spencer, R ERA: 5.02	(1, 1)	5.2		22	5	2	2	7	0	0	0	0	0	1	52	80	3.18	0.882
Roberto Ramirez, L ERA: 6.28	(6, 1)	1.1		5	0	0	0	3	1	0	0	1	0	0	17	25	0.00	0.750
Randy Myers, L ERA: 4.39	(8, 1)	0.1		4	2	1	1	0	1	0	0	0	0	0	7	13	27.00	9.000
Dan Miceli, R ERA: 3.39	(8, 1)	1.2		4	1	0	0	0	0	0	0	0	0	0	7	7	0.00	0.600
Trevor Hoffman, R ERA: 1.55	(10, 1)	1.0	L	4	1	1	1	0	0	0	0	0	0	1	7	13	9.00	1.000

PITCHER	IP	WLS	BF	H	R	ER	SO	BB	IBB	HBP	BLK	WP	HR	S	P	ERA	WHIP

TOP

Chicago Cubs @ San Diego Padres

Qualcomm Stadium, San Diego, CA

Thu Sep 17 1998, 6:33 AM EDT
Att. 32,047 - Sunny - 78 F

livebaseballscorecards.com

AB	37
R	4
H	9
RBI	4
BB	2
SO	10
LOB	11

1B: 6	SF: 0	WP: 0	PA: 39
2B: 2	SAC: 0	PB: 0	
3B: 0	DP: 2	SB: 0	
HR: 2	HBP: 0	CS: 0	

Batter	1	2	3	4	5	6	7	8	9	10	AB	R	H	RBI	BB	SO	LOB
Steve Finley, L (1, 8) OBP: 0.299, SLG: 0.399	B C B X 2-1 G4-3 2B 2B	B F X 1-1 ② G3-1		B B C S B X 3-2 ③ G3			C F B X 1-2 ③ G4-3		F S B B B X 3-2 ③ G3		5	1	1	0	0	0	1
Tony Gwynn, L (1, 9) OBP: 0.367, SLG: 0.495 James Mouton, R (10, PR) OBP: 0.268, SLG: 0.254	B S S X 1-2 ① G4-3 2-3	B S B B B 4-1 BB			X 0-0 ① F7			C B B X 2-1 HR		C F B F F B B X 3-2 FC6-4 S 1B	4 0	1 0	2 0	1 0	1 0	0 0	1 0
Greg Vaughn, R (1, 7) OBP: 0.369, SLG: 0.612	X 0-0 ② P6	B X 1-0 ③ F8			C S B S 1-3 ② K			S B S C 1-3 ① K		C S S 0-3 ① K	5	0	0	0	0	3	3
Ken Caminiti, S (1, 5) OBP: 0.358, SLG: 0.518	B B C F B B 4-2 2B 1B BB	S X 0-1 ① G4-3			X 0-0 ③ F8			X 0-0 2B		1 SAFE 1 SAFE C B B B B 4-1 FC6-4 1-2 BB	3	1	1	0	2	0	0
Wally Joyner, L (1, 3) OBP: 0.371, SLG: 0.458	B B X 2-0 1B 1-3 3-H 2B	B B C X 2-1 ② G4-3				B C B X 2-1 ① F7		I I I I 4-0 IBB		B B C B X 3-1 ② FC6-4 1-2f 2-3	4	0	1	1	1	0	2
Greg Myers, L (1, 2) OBP: 0.302, SLG: 0.367 Carlos Hernandez, R (8, 2) OBP: 0.308, SLG: 0.377	B C C F B B B 4-2 1B BB	B B C X 2-1 ③ G6-3				B B B C S S 3-3 ② K		B X 1-0 ② F9		F S B X 1-2 ③ G1-6-3	2 2	0 0	0 0	0 0	1 0	1 0	0 4
Andy Sheets, R (1, 4) OBP: 0.320, SLG: 0.393 John Vander Wal, L (8, PH) OBP: 0.382, SLG: 0.520 Ed Giovanola, L (9, 4) OBP: 0.338, SLG: 0.319	X 0-0 1-2 2-3 3-H 1B			B C C S C 1-3 ① K			B S X 1-1 ③ G6-3	X 0-0 ③ F7			3 1 0	0 0 0	1 0 0	1 0 0	0 0 0	1 0 0	0 2 0
Chris Gomez, R (1, 6) OBP: 0.348, SLG: 0.378	B B C X 2-1 ③ G5-3			X 0-0 58 SH3-4 1B			S B X 1-1 ① G1-3		F X 0-1 ① G6-3		4	0	1	0	0	0	3
58 Stan Spencer, R (1, 1) OBP: 0.111, SLG: 0.222 Roberto Ramirez, L (6, 1) Jim Leyritz, R (7, PH) OBP: 0.387, SLG: 0.471 Randy Myers, L (8, 1) Dan Miceli, R (8, 1) OBP: 1.000, SLG: 1.000 Mark Sweeney, L (9, PH) OBP: 0.330, SLG: 0.346 George Arias, R (9, PH) OBP: 0.357, SLG: 0.500 Trevor Hoffman, R (10, 1)		B C X 1-1 ① G1-3		S X 0-1 ② SH3-4 1-2			B B B C F S 3-3 ② K		C S X 0-2 ② G3		1 0 1 0 0 0 0 0 1 0	0 0 0 0 0 0 0 0 0 0	0 0 0 0 0 0 0 0 0 0	0 0 1 0 0 0 0 0 0 0	0 0 0 0 0 0 0 0 0 0	0 0 0 0 0 0 0 0 0 0	0 0 0 0 0 0 0 0 0 0
Inning Stats	R: 2 H: 3 E: 0 LOB: 3 K: 0 BB: 2 S: 15 P: 30	R: 0 H: 0 E: 0 LOB: 1 K: 0 BB: 1 S: 6 P: 13	R: 0 H: 0 E: 0 LOB: 0 K: 0 BB: 0 S: 6 P: 10	R: 0 H: 1 E: 0 LOB: 1 K: 1 BB: 0 S: 9 P: 13	R: 0 H: 0 E: 0 LOB: 0 K: 1 BB: 0 S: 5 P: 6	R: 0 H: 0 E: 0 LOB: 0 K: 1 BB: 0 S: 7 P: 13	R: 0 H: 0 E: 0 LOB: 0 K: 1 BB: 0 S: 8 P: 13	R: 1 H: 2 E: 0 LOB: 2 K: 1 BB: 1 S: 8 P: 16	R: 0 H: 0 E: 0 LOB: 0 K: 0 BB: 0 S: 8 P: 11	R: 0 H: 1 E: 0 LOB: 2 K: 1 BB: 1 S: 14 P: 25	1B: 3 SF: 0 2B: 3 SAC: 1 3B: 0 DP: 0 HR: 1 HBP: 0						

PITCHER		IP	WLS	BF	H	R	ER	SO	BB	IBB	HBP	BLK	WP	HR	S	P	ERA	WHIP
Mike Morgan, R ERA: 4.18	(1, 1)	5.0		22	4	2	2	2	3	0	0	0	0	0	41	72	3.60	1.400
Chris Haney, L ERA: 6.91	(6, 1)	2.0		6	0	0	0	2	0	0	0	0	0	0	15	26	0.00	0.000
Matt Karchner, R ERA: 5.2	(8, 1)	1.1		7	2	1	1	1	0	1	0	0	0	1	10	18	6.75	1.500
Felix Heredia, L ERA: 5.24	(9, 1)	0.2	W	2	0	0	0	0	0	0	0	0	0	0	6	9	0.00	0.000
Rod Beck, R ERA: 2.91	(10, 1)	1.0	S	5	1	0	0	1	1	0	0	0	0	0	14	25	0.00	2.000

PITCHER	IP	WLS	BF	H	R	ER	SO	BB	IBB	HBP	BLK	WP	HR	S	P	ERA	WHIP

BOTTOM

Chicago Cubs @ San Diego Padres

Qualcomm Stadium, San Diego, CA

Thu Sep 17 1998, 6:33 AM EDT

Att. 32,047 - Sunny - 78 F

livebaseballscorecards.com

AB	36
R	3
H	7
RBI	3
BB	5
SO	6
LOB	16

WP: 0 PA: 42
PB: 0
SB: 1
CS: 0

Batter	1	2	3	4	5	6	7	8	9	AB	R	H	RBI	BB	SO	LOB
Darryl Hamilton, L (1, 8) OBP: 0.397, SLG: 0.403	C B B B X 3-1 G4-3 ①		C 1 SAFE X 0-1 G5-3 ③		B X 1-0 1-2 1B		S B X 1-1 F8 ③		B C F T 1-2 K ③	5	0	1	0	0	1	4
Neifi Perez, S (1, 6) OBP: 0.318, SLG: 0.382	X 0-0 P6 ②			B F S S 1-3 K ①	B C X 1-1 F8 ③			B F X 1-1 B1 ①		4	0	0	0	0	1	2
Larry Walker, L (1, 9) OBP: 0.439, SLG: 0.618 Edgard Clemente, R (6, 9) OBP: 0.429, SLG: 0.333	X 0-0 G1-3 ③			C B F S 1-3 K ②		X 0-0 F7 ①		F S B S 1-3 K ②		3 1	0 0	0 0	0 0	0 0	1 1	0 0
Dante Bichette, R (1, 7) OBP: 0.361, SLG: 0.519		B S X 1-1 G5-3 ①		B F B X 2-1 HR 1B		X 0-0 G6-4-3 1B		S S F X 0-2 G5-3 ③		4	1	2	0	0	0	0
Vinny Castilla, R (1, 5) OBP: 0.366, SLG: 0.601		S B S F X 1-2 17 L6 2B		F S 1 SAFE B X 1-2 1-H HR		X 0-0 ② ③ G6-4-3 1-2f			B X 1-0 HR	4	2	3	3	0	0	1
17 Todd Helton, L (1, 3) OBP: 0.381, SLG: 0.525		X 0-0 ② ③ L6 2-3		S F F B X 1-2 ③ F8			B X 1-0 ① G6-3		X 0-0 E3 1B	4	0	0	0	0	0	1
3 Mike Lansing, R (1, 4) OBP: 0.317, SLG: 0.386			F B C B F F X 2-2 1B		B X 1-0 ① G1-3		B X 1-0 ② G6-3		X 0-0 ① P5	4	0	1	0	0	0	1
Jeff Reed, L (1, 2) OBP: 0.386, SLG: 0.486			B 1 SAFE X 1-0 ① F8		B B B B 4-0 1B BB		B C B F B F X 3-2 1B 3B		B B F X 2-1 1-2 1B	3	1	2	0	1	0	1
Pedro Astacio, R (1, 1) OBP: 0.159, SLG: 0.164 Chuck McElroy, L (9, 1) OBP: 0.200, SLG: 0.200 Dave Veres, R (9, 1) OBP: 0.333, SLG: 0.333			1 SAFE S B B L M 2-3 K ②		M S L 0-3 K ②		S S F B X 1-2 3-H 1B		X 0-0 ② F8	4 0 0	0 0 0	1 0 0	1 0 0	0 0 0	2 0 0	4 0 0
Inning Stats	R: 0 E: 0 K: 0 S: 4 H: 0 LOB: 0 BB: 0 P: 7	R: 0 E: 0 K: 0 S: 7 H: 1 LOB: 0 BB: 0 P: 9	R: 0 E: 0 K: 1 S: 11 H: 1 LOB: 1 BB: 0 P: 16	R: 2 E: 0 K: 2 S: 15 H: 2 LOB: 0 BB: 0 P: 21	R: 0 E: 0 K: 1 S: 7 H: 1 LOB: 2 BB: 1 P: 14	R: 0 E: 0 K: 0 S: 3 H: 1 LOB: 0 BB: 0 P: 3	R: 1 E: 0 K: 0 S: 12 H: 2 LOB: 1 BB: 0 P: 19	R: 0 E: 0 K: 1 S: 9 H: 0 LOB: 0 BB: 0 P: 11	R: 1 E: 1 K: 1 S: 9 H: 2 LOB: 2 BB: 0 P: 13	1B: 6 2B: 2 3B: 1 HR: 2	SF: 0 SAC: 0 DP: 2 HBP: 0						

TOP

Colorado Rockies @ San Diego Padres

Qualcomm Stadium, San Diego, CA

Fri Sep 18 1998, 10:05 PM EDT

Att. 28,158 - Unknown - 72 F

livebaseballscorecards.com

AB	36
R	4
H	10
RBI	4
BB	1
SO	6
LOB	14

PITCHER		IP	WLS	BF	H	R	ER	SO	BB	IBB	HBP	BLK	WP	HR	S	P	ERA	WHIP
Andy Ashby, R ERA: 3.34	(1, 1)	6.2	L	27	8	3	3	4	1	0	0	0	0	1	57	86	4.05	1.350
24 Mark Langston, L ERA: 5.99	(7, 1)	0.1		1	0	0	0	0	0	0	0	0	0	0	2	3	0.00	0.000
Scott Sanders, R ERA: 7.49	(8, 1)	2.0		9	2	1	1	2	0	0	0	0	0	1	18	24	4.50	1.000

PITCHER	IP	WLS	BF	H	R	ER	SO	BB	IBB	HBP	BLK	WP	HR	S	P	ERA	WHIP

Colorado Rockies @ San Diego Padres

Qualcomm Stadium, San Diego, CA

Fri Sep 18 1998, 10:05 PM EDT

Att. 28,158 - Unknown - 72 F

livebaseballscorecards.com

BOTTOM

Batter	1	2	3	4	5	6	7	8	9	AB	R	H	RBI	BB	SO	LOB
Quilvio Veras, S (1, 4) OBP: 0.381, SLG: 0.363	C B C S 1-3 ① K		B C X 1-1 ③ G5-3			B X 1-0 1B		F B B F X 2-2 ③ G5-3		4	0	1	0	0	1	1
Steve Finley, L (1, 8) OBP: 0.299, SLG: 0.397	X 0-0 ② G6-3			B B B B 4-0 G3 G1-3 BB		X 0-0 ① F7			C B S B F C 2-3 ① K	3	0	0	0	1	1	1
Tony Gwynn, L (1, 9) OBP: 0.366, SLG: 0.493	C B B B C X 3-2 ③ G3-1			B C 1 SAFE X 1-1 ① G1-3 **1-2**		F C B F X 1-2 ② F8			B B B C X 3-1 1B 2B 1B	4	1	1	0	0	0	2
Ken Caminiti, S (1, 5) OBP: 0.358, SLG: 0.516		C X 0-1 ① G3-1		C B B B C X 3-2 ② G3 **2-3**		1 SAFE B C F 1 SAFE F S 1-3 ③ K			F B X 1-1 2B **1-2** 1B	4	0	1	0	0	1	2
Wally Joyner, L (1, 3) OBP: 0.372, SLG: 0.461		B C X 1-1 G6-4-3 1B		B B C F B S 3-3 ③ K			C B B C S 2-3 ① K		C F B B X 2-2 **1-3** **2-H** 2B	4	0	2	1	0	2	1
John Vander Wal, L (1, 7) OBP: 0.381, SLG: 0.512 Scott Sanders, R (8, 1) Greg Vaughn, R (9, PH) OBP: 0.368, SLG: 0.611		B X 1-0 ② ③ G6-4-3 **1-2f**			B B C C F C 2-3 ① K		B C B B B 4-1 G5-4-3 BB		B S C B B S 3-3 ② K	2	0	0	0	1	1	1
										0	0	0	0	0	0	0
										1	0	0	0	0	1	2
Carlos Hernandez, R (1, 2) OBP: 0.308, SLG: 0.375		X 0-0 FC6-4 1B		B C S B X 2-2 ② G6-3		B F X 1-1 ② ③ G5-4-3 **1-2f**			C S B B B X 2-2 ③ G6-3	4	0	1	0	0	0	3
Chris Gomez, R (1, 6) OBP: 0.348, SLG: 0.377		B F S B F X 2-2 ① FC6-4 **1-2f**		B F B C X 2-2 1B				B C F B X 2-2 ① G3-1		3	0	1	0	0	0	1
Andy Ashby, R (1, 1) OBP: 0.141, SLG: 0.145 24 Mark Langston, R (7, 1) OBP: 0.154, SLG: 0.125 Mark Sweeney, L (8, 7) OBP: 0.329, SLG: 0.344		C L L 0-3 ② K		S S S 0-3 ③ K				B C X 1-1 ② G3-1		2	0	0	0	0	2	2
										0	0	0	0	0	0	0
										1	0	0	0	0	0	0

	AB	R	H	RBI	BB	SO	LOB
	32	1	7	1	2	9	16

Inning Stats	1	2	3	4	5	6	7	8	9
	R: 0 E: 0 K: 1 S: 7	H: 0 LOB: 0 BB: 0 P: 11	R: 0 E: 0 K: 0 S: 5	H: 1 LOB: 0 BB: 0 P: 7	R: 0 E: 0 K: 1 S: 10	H: 1 LOB: 0 BB: 1 P: 13	R: 0 E: 0 K: 1 S: 8	H: 0 LOB: 1 BB: 1 P: 19	R: 0 E: 0 K: 2 S: 13	H: 1 LOB: 1 BB: 0 P: 19	R: 0 E: 0 K: 1 S: 10	H: 1 LOB: 1 BB: 0 P: 13	R: 0 E: 0 K: 1 S: 6	H: 0 LOB: 0 BB: 1 P: 13	R: 0 E: 0 K: 0 S: 8	H: 0 LOB: 0 BB: 0 P: 13	R: 1 E: 0 K: 2 S: 17	H: 3 LOB: 2 BB: 0 P: 30

	1B: 6	SF: 0	WP: 0	PA: 34
	2B: 1	SAC: 0	PB: 0	
	3B: 0	DP: 2	SB: 0	
	HR: 0	HBP: 0	CS: 0	

PITCHER		IP	WLS	BF	H	R	ER	SO	BB	IBB	HBP	BLK	WP	HR	S	P	ERA	WHIP
Pedro Astacio, R ERA: 6.09	(1, 1)	8.1	W	31	6	1	1	8	2	0	0	0	0	0	75	122	1.08	0.960
Chuck McElroy, L ERA: 2.0	(9, 1)	0.0		1	1	0	0	0	0	0	0	0	0	0	3	5	∞	∞
Dave Veres, R ERA: 3.03	(9, 1)	0.2	S	2	0	0	0	1	0	0	0	0	0	0	6	11	0.00	0.000

PITCHER	IP	WLS	BF	H	R	ER	SO	BB	IBB	HBP	BLK	WP	HR	S	P	ERA	WHIP

Batter	1	2	3	4	5	6	7	8	9	AB	R	H	RBI	BB	SO	LOB
Darryl Hamilton, L (1, 8) OBP: 0.398, SLG: 0.405	G5-3		WP, BB		FC4-6, BB		SH1-4, 2B		G6-3	3	0	1	0	2	0	0
Neifi Perez, S (1, 6) OBP: 0.317, SLG: 0.381	1B		K 1-2		FC4-6, WP 1-2f 2-3		SH1-4 2-3		K	4	0	1	0	0	2	3
Dante Bichette, R (1, 9) OBP: 0.359, SLG: 0.516	K		K		P3 1-2 3-H		G6-3			4	0	0	0	0	2	5
Vinny Castilla, R (1, 5) OBP: 0.365, SLG: 0.599	F8			K	17, 1B 1B		K			4	0	1	0	0	2	2
17 Todd Helton, L (1, 3) OBP: 0.382, SLG: 0.524		L6		32, 1B BB		32, FC6-4 1-2 1B		G6-3		3	0	1	0	1	0	0
32 Derrick Gibson, R (1, 7) OBP: 0.526, SLG: 0.529		F9		3, G5-4-3 1-2 1B		FC6-4, 3, 2B 1-2f		E6		4	0	1	0	0	0	1
3 Mike Lansing, R (1, 4) OBP: 0.317, SLG: 0.387		G5-3		G5-4-3 1-2f		2B 1-3		K		4	0	1	0	0	1	3
Kirt Manwaring, R (1, 2) OBP: 0.334, SLG: 0.326		G5-3			FC4-6, SH3-4, WP 1B	FC6-4 IBB		F7		2	1	1	0	1	0	0
Curt Leskanic, R (6, 1)										0	0	0	0	0	0	0
Angel Echevarria, R (8, PH) OBP: 0.433, SLG: 0.577										1	0	0	0	0	0	1
Chuck McElroy, L (8, 1) OBP: 0.200, SLG: 0.200										0	0	0	0	0	0	0
Jerry Dipoto, R (8, 1)										0	0	0	0	0	0	0
John Thomson, R (1, 1) OBP: 0.151, SLG: 0.122			K		SH3-4 1-2	FC6-4 1-2f			K	1	0	0	0	0	1	0
Jeff Reed, L (6, PH) OBP: 0.383, SLG: 0.482										2	0	0	0	0	1	3
Jeff Reed, L (6, 2)																

TOP

Colorado Rockies @ San Diego Padres
Qualcomm Stadium, San Diego, CA
Sat Sep 19 1998, 10:05 PM EDT
Att. 54,042 - Unknown - 70 F

livebaseballscorecards.com

AB	32
R	1
H	7
RBI	0
BB	4
SO	9
LOB	18

Inning Stats	1	2	3	4	5	6	7	8	9
	R: 0 E: 0 K: 1 S: 7	H: 1 LOB: 1 BB: 0 P: 11	R: 0 E: 0 K: 0 S: 7	H: 0 LOB: 0 BB: 0 P: 9	R: 0 E: 0 K: 3 S: 15	H: 0 LOB: 2 BB: 1 P: 27	R: 0 E: 0 K: 1 S: 8	H: 1 LOB: 1 BB: 1 P: 15	R: 1 E: 0 K: 0 S: 9	H: 1 LOB: 1 BB: 1 P: 18	R: 0 E: 0 K: 0 S: 8	H: 3 LOB: 3 BB: 1 P: 15	R: 0 E: 0 K: 1 S: 12	H: 1 LOB: 1 BB: 0 P: 21	R: 0 E: 1 K: 1 S: 7	H: 0 LOB: 1 BB: 0 P: 12	R: 0 E: 0 K: 2 S: 8	H: 0 LOB: 0 BB: 0 P: 8

1B: 5	SF: 0
2B: 2	SAC: 2
3B: 0	DP: 1
HR: 0	HBP: 0

WP: 2	PA: 38
PB: 0	
SB: 0	
CS: 0	

PITCHER		IP	WLS	BF	H	R	ER	SO	BB	IBB	HBP	BLK	WP	HR	S	P	ERA	WHIP
Matt Clement, R ERA: 4.97	(1, 1)	5.2	W	26	6	1	1	5	3	1	0	0	2	0	53	94	1.59	1.588
Donne Wall, R ERA: 2.5	(6, 1)	1.1		5	1	0	0	1	0	0	0	0	0	0	13	22	0.00	0.750
Randy Myers, L ERA: 4.37	(8, 1)	0.1		1	0	0	0	0	0	0	0	0	0	0	1	2	0.00	0.000
Dan Miceli, R ERA: 3.36	(8, 1)	0.2		3	0	0	0	1	0	0	0	0	0	0	6	10	0.00	0.000
Trevor Hoffman, R ERA: 1.53	(9, 1)	1.0	S	3	0	0	0	2	0	0	0	0	0	0	8	8	0.00	0.000

PITCHER	IP	WLS	BF	H	R	ER	SO	BB	IBB	HBP	BLK	WP	HR	S	P	ERA	WHIP

Colorado Rockies @ San Diego Padres

Qualcomm Stadium, San Diego, CA

Sat Sep 19 1998, 10:05 PM EDT

Att. 54,042 - Unknown - 70 F

livebaseballscorecards.com

BOTTOM

Batter	1	2	3	4	5	6	7	8	9	AB	R	H	RBI	BB	SO	LOB
Quilvio Veras, S (1, 4) OBP: 0.383, SLG: 0.364	C F B X 1-2 G4-6-3 1B		X 0-0 FC6-4 1B 2-3 1B		M S F B B B B 4-2 2B BB		C 1 SAFE B S P S 2-3 K ③			3	1	2	0	1	1	1
Tony Gwynn, L (1, 9) OBP: 0.367, SLG: 0.495 Archi Cianfrocco, R (9, 3) OBP: 0.192, SLG: 0.208	B C 1 SAFE F 1 SAFE X 1-2 ①② G4-6-3 1-2f		B 1 SAFE X 1-0 FC6-4 1-2 3-H 1B		1 SAFE 1 SAFE B S 1 SAFE 1 SAFE X 1-1 1-H 2B			C C B B X 2-2 ① P3		4 0	0 0	2 0	2 0	0 0	0 0	1 0
Greg Vaughn, R (1, 7) OBP: 0.367, SLG: 0.608	B S B S S 2-3 K ③		C X 0-1 ② FC6-4 1-2f 2-3		B F B X 2-1 ③ P3			B B B B 4-0 2B BB		3	1	0	0	1	1	3
Steve Finley, L (1, 8) OBP: 0.300, SLG: 0.400		F X 0-1 ① F8	B C X 1-1 ③ G1-3			X 0-0 G4-6-3 1B		C 1 SAFE X 0-1 1-H 2B		4	1	2	1	0	0	2
Mark Sweeney, L (1, 3) OBP: 0.324, SLG: 0.339 Ruben Rivera, R (8, PH) OBP: 0.333, SLG: 0.389 (9, 9)		B F F S 1-3 ② K		F B X 1-1 ① F9		B X 1-0 ①② G4-6-3 1-2f		B B S B S X 3-2 S 2-H 1B		3 1	0 0	0 1	0 1	0 0	1 0	1 0
Jim Leyritz, R (1, 2) OBP: 0.385, SLG: 0.466 Trevor Hoffman, R (9, 1)	B F F B B B 4-2 BB			F C B C 1-3 ② K		F F B B S 2-3 ③ K		1 SAFE C S B S 1-3 ② K 1-2		3 0	0 0	0 0	0 0	1 0	3 0	1 0
George Arias, R (1, 5) OBP: 0.313, SLG: 0.429	B F B S S 2-3 ③ K			F S C 0-3 ③ K			B X 1-0 ① G6-3	F B S X 1-2 ③ G6-3		4	0	0	0	0	2	2
Chris Gomez, R (1, 6) OBP: 0.348, SLG: 0.377			X 0-0 1B SH3-4 1B 1B		C X 0-1 ① F9		C S B X 1-2 ② F8			3	1	1	0	0	0	0
Matt Clement, R (1, 1) Donne Wall, R (6, 1) OBP: 0.286, SLG: 0.286 John Vander Wal, L (7, PH) OBP: 0.385, SLG: 0.512 James Mouton, R (7, PR) OBP: 0.268, SLG: 0.254 Randy Myers, L (8, 1) Dan Miceli, R (8, 1) OBP: 1.000, SLG: 1.000 Carlos Hernandez, R (9, 2) OBP: 0.308, SLG: 0.375			C X 0-1 ① SH3-4 1-2		F B F B S 2-3 ② K		C S B B F B B 4-2 BB			1 0 0 0 0 0 0 0	0 0 0 0 0 0 0 0	0 0 0 0 0 0 0 0	0 0 1 0 0 0 0 0	0 0 0 0 0 0 0 0	1 0 0 0 0 0 0 0	0 0 0 0 0 0 0 0
Inning Stats	R: 0 E: 0 K: 1 S: 9 H: 1 LOB: 0 BB: 0 P: 13	R: 0 E: 0 K: 2 S: 10 H: 0 LOB: 1 BB: 1 P: 17	R: 1 E: 0 K: 0 S: 9 H: 3 LOB: 2 BB: 0 P: 11	R: 0 E: 0 K: 2 S: 8 H: 0 LOB: 0 BB: 0 P: 10	R: 1 E: 0 K: 1 S: 12 H: 1 LOB: 1 BB: 1 P: 21	R: 0 E: 0 K: 1 S: 5 H: 1 LOB: 0 BB: 0 P: 8	R: 0 E: 0 K: 1 S: 11 H: 0 LOB: 1 BB: 1 P: 18	R: 2 E: 0 K: 1 S: 14 H: 2 LOB: 1 BB: 1 P: 25		1B: 6 2B: 2 3B: 0 HR: 0		SF: 0 SAC: 1 DP: 2 HBP: 0		WP: 0 PB: 0 SB: 1 CS: 0	PA: 34	

	AB	R	H	RBI	BB	SO	LOB
AB	29						
R		4					
H			8				
RBI				4			
BB					4		
SO						9	
LOB							11

PITCHER		IP	WLS	BF	H	R	ER	SO	BB	IBB	HBP	BLK	WP	HR	S	P	ERA	WHIP
John Thomson, R ERA: 4.79	(1, 1)	5.0	L	21	5	2	2	6	2	0	0	0	0	0	48	72	3.60	1.400
Curt Leskanic, R ERA: 3.93	(6, 1)	2.0		7	1	0	0	2	1	0	0	0	0	0	16	26	0.00	1.000
Chuck McElroy, L ERA: 2.26	(8, 1)	0.1		4	2	2	2	0	1	0	0	0	0	0	8	17	54.00	9.000
Jerry Dipoto, R ERA: 3.42	(8, 1)	0.2		2	0	0	0	1	0	0	0	0	0	0	6	8	0.00	0.000

PITCHER		IP	WLS	BF	H	R	ER	SO	BB	IBB	HBP	BLK	WP	HR	S	P	ERA	WHIP

Batter	1	2	3	4	5	6	7	8	9	10	11	AB	R	H	RBI	BB	SO	LOB
Darryl Hamilton, L (1, 8) OBP: 0.397, SLG: 0.403	G6-3		F7			G6-3			K		1B 2-H	5	0	1	1	0	1	0
Neifi Perez, S (1, 6) OBP: 0.315, SLG: 0.378	G3-1		F9			G6-3			B5-3		F7	5	0	0	0	0	0	1
17 Todd Helton, L (1, 3) OBP: 0.379, SLG: 0.519	G4-3			G6-3			K		F8		G5-3	5	0	0	0	0	1	1
Dante Bichette, R (1, 7) OBP: 0.360, SLG: 0.515 1 Curtis Goodwin, L (10, PR) OBP: 0.316, SLG: 0.312 (10, 7)		1B 1B		P4			F7			G5-4-3 BB		3 0	0 0	1 0	0 0	1 0	0 0	0 0
Vinny Castilla, R (1, 5) OBP: 0.363, SLG: 0.595		F8		F7			K			G5-4-3 1-2f		4	0	0	0	0	1	2
Edgard Clemente, R (1, 9) OBP: 0.455, SLG: 0.400		FC6-4 1-2 1B			K			K		1B		4	0	2	0	0	2	0
Jeff Reed, L (1, 2) OBP: 0.381, SLG: 0.478		K			G3-1			E 1B 1B		P2		4	0	1	0	0	1	3
Terry Shumpert, R (1, 4) OBP: 0.296, SLG: 0.400 Jason Bates, S (11, PH) OBP: 0.269, SLG: 0.229 (11, 4)		FC6-4 1-2f			G6-3			E8 1-H 1B			F7	3 1	0 0	1 0	0 0	0 0	0 0	2 0
Darryl Kile, R (1, 1) OBP: 0.288, SLG: 0.319 Larry Walker, L (11, PH) OBP: 0.440, SLG: 0.621 Dave Veres, R (11, 1) OBP: 0.333, SLG: 0.333			K			P4			K		1B 2B	3 1 0	0 1 0	0 1 0	0 0 0	0 0 0	2 0 0	1 0 0
Inning Stats	R: 0 E: 0 K: 0 S: 7 H: 0 LOB: 0 BB: 0 P: 10	R: 0 E: 0 K: 1 S: 8 H: 2 LOB: 2 BB: 0 P: 10	R: 0 E: 0 K: 1 S: 7 H: 0 LOB: 0 BB: 0 P: 12	R: 0 E: 0 K: 0 S: 6 H: 0 LOB: 0 BB: 0 P: 9	R: 0 E: 0 K: 1 S: 6 H: 0 LOB: 0 BB: 0 P: 11	R: 0 E: 0 K: 0 S: 6 H: 0 LOB: 0 BB: 0 P: 7	R: 0 E: 0 K: 2 S: 8 H: 0 LOB: 0 BB: 0 P: 10	R: 0 E: 1 K: 2 S: 13 H: 2 LOB: 1 BB: 0 P: 17	R: 0 E: 0 K: 1 S: 9 H: 0 LOB: 0 BB: 0 P: 13	R: 0 E: 0 K: 0 S: 9 H: 1 LOB: 1 BB: 1 P: 18	R: 1 E: 0 K: 0 S: 18 H: 2 LOB: 1 BB: 0 P: 26	1B: 6 2B: 1 3B: 0 HR: 0 SF: 0 SAC: 0 DP: 1 HBP: 0						

PITCHER		IP	WLS	BF	H	R	ER	SO	BB	IBB	HBP	BLK	WP	HR	S	P	ERA	WHIP
Kevin Brown, R ERA: 2.36	(1, 1)	9.0		30	4	0	0	8	0	0	0	0	0	0	70	99	0.00	0.444
Dan Miceli, R ERA: 3.3	(10, 1)	1.1		5	1	0	0	0	1	0	0	0	0	0	12	22	0.00	1.500
Randy Myers, L ERA: 4.47	(11, 1)	0.2	L	4	2	1	1	0	0	0	0	0	0	0	15	22	13.50	3.000

PITCHER	IP	WLS	BF	H	R	ER	SO	BB	IBB	HBP	BLK	WP	HR	S	P	ERA	WHIP

TOP

Colorado Rockies @ San Diego Padres

Qualcomm Stadium, San Diego, CA

Sun Sep 20 1998, 6:33 AM EDT

Att. 37,939 - Sunny - 77 F

livebaseballscorecards.com

AB	38
R	1
H	7
RBI	1
BB	1
SO	8
LOB	10

WP: 0	PA: 39		
PB: 0			
SB: 0			
CS: 0			

Batter	1	2	3	4	5	6	7	8	9	10	11	AB	R	H	RBI	BB	SO	LOB
Quilvio Veras, S (1, 4) OBP: 0.383, SLG: 0.365	0-0 2B		2-3 K			0-0 G6-3			4-2 BB		1-2 F7	4	0	1	0	1	1	1
Tony Gwynn, L (1, 9) OBP: 0.366, SLG: 0.493	0-0 F7			0-1 G6-4-3 1B		1-1 F7			2-2 F7			4	0	1	0	0	0	2
Greg Vaughn, R (1, 7) OBP: 0.367, SLG: 0.605	4-1 G4-6-3 BB			0-1 G6-4-3 1-2f			0-0 P6		0-0 F8			3	0	0	0	1	0	2
Steve Finley, L (1, 8) OBP: 0.300, SLG: 0.399	1-1 G4-6-3 1-2f			1-0 FC6-4 1B			3-0 F8			1-1 G4-3		4	0	1	0	0	0	2
Wally Joyner, L (1, 3) OBP: 0.369, SLG: 0.457		2-2 G4-3		0-1 FC6-4 1-2f			0-0 F7			0-0 G4-3		4	0	0	0	0	0	1
George Arias, R (1, 5) OBP: 0.294, SLG: 0.400 Mark Sweeney, L (8, PH) OBP: 0.323, SLG: 0.337 Ed Giovanola, L (9, 5) OBP: 0.335, SLG: 0.317		3-3 K	0-3 K					2-3 K		1-1 G4-3		2 1 1	0 0 0	0 0 0	0 0 0	0 0 0	2 1 0	0 0 0
Carlos Hernandez, R (1, 2) OBP: 0.304, SLG: 0.371		1-0 F8						0-1 F9			1-1 F7	4	0	0	0	0	1	0
Andy Sheets, R (1, 6) OBP: 0.314, SLG: 0.385			2-1 F9		1-3 K			2-1 G6-3			2-3 K	4	0	0	0	0	2	0
Kevin Brown, R (1, 1) OBP: 0.226, SLG: 0.225 John Vander Wal, L (9, PH) OBP: 0.383, SLG: 0.508 Dan Miceli, R (10, 1) OBP: 1.000, SLG: 1.000 Randy Myers, L (11, 1) Greg Myers, L (11, PH) OBP: 0.306, SLG: 0.371 James Mouton, R (11, PR) OBP: 0.268, SLG: 0.254			1-3 K			0-0 B3-1			3-1 P5		1-0 1B	2 1 0 0 1 0	0 0 0 0 0 0	0 0 0 0 1 0	0 0 0 0 0 0	1 0 0 0 0 0	0 0 0 0 0 0	0 0 0 0 0 0
Inning Stats	R: 0 H: 1 E: 0 LOB: 1 K: 0 BB: 1 S: 5 P: 10	R: 0 H: 0 E: 0 LOB: 0 K: 1 BB: 0 S: 7 P: 13	R: 0 H: 0 E: 0 LOB: 0 K: 2 BB: 0 S: 8 P: 13	R: 0 H: 2 E: 0 LOB: 1 K: 0 BB: 0 S: 7 P: 8	R: 0 H: 0 E: 0 LOB: 0 K: 3 BB: 0 S: 9 P: 11	R: 0 H: 0 E: 0 LOB: 0 K: 0 BB: 0 S: 4 P: 5	R: 0 H: 0 E: 0 LOB: 0 K: 0 BB: 0 S: 3 P: 6	R: 0 H: 0 E: 0 LOB: 0 K: 1 BB: 0 S: 8 P: 12	R: 0 H: 0 E: 0 LOB: 1 K: 0 BB: 1 S: 8 P: 17	R: 0 H: 0 E: 0 LOB: 0 K: 0 BB: 0 S: 5 P: 7	R: 0 H: 1 E: 0 LOB: 1 K: 1 BB: 0 S: 10 P: 14	1B: 3 SF: 0 2B: 1 SAC: 0 3B: 0 DP: 2 HR: 0 HBP: 0						

PITCHER		IP	WLS	BF	H	R	ER	SO	BB	IBB	HBP	BLK	WP	HR	S	P	ERA	WHIP
Darryl Kile, R ERA: 5.05	(1, 1)	10.0	W	33	3	0	0	7	2	0	0	0	0	0	64	102	0.00	0.500
Dave Veres, R ERA: 2.99	(11, 1)	1.0	S	4	1	0	0	1	0	0	0	0	0	0	10	14	0.00	1.000

PITCHER	IP	WLS	BF	H	R	ER	SO	BB	IBB	HBP	BLK	WP	HR	S	P	ERA	WHIP

BOTTOM

Colorado Rockies @ San Diego Padres

Qualcomm Stadium, San Diego, CA

Sun Sep 20 1998, 6:33 AM EDT
Att. 37,939 - Sunny - 77 F

livebaseballscorecards.com

AB	35
R	0
H	4
RBI	0
BB	2
SO	8
LOB	8

WP: 0 PA: 37
PB: 0
SB: 0
CS: 0

Batter	1	2	3	4	5	6	7	8	9	AB	R	H	RBI	BB	SO	LOB
Quilvio Veras, S (1, 4) OBP: 0.383, SLG: 0.367	B B C C C 2-3 ① K		C B F B F X 2-2 ① G3		C X 0-1 ③ G3			C B X 1-1 G3 2-H 2B		4	0	1	1	0	1	0
Steve Finley, L (1, 8) OBP: 0.299, SLG: 0.399	C B F B X 2-2 2B		C X 0-1 ② G6-3			B X 1-0 ① G4-3		B X 1-0 ② G3 2-3		4	0	1	0	0	0	1
Tony Gwynn, L (1, 9) OBP: 0.365, SLG: 0.493 Donne Wall, R (8, 1) OBP: 0.286, SLG: 0.286	B B X 2-0 ② F7		C C B X 1-2 2B			X 0-0 ② G4-3		B X 1-0 ③ F7		4 0	0 0	1 0	0 0	0 0	0 0	2 0
Ken Caminiti, S (1, 5) OBP: 0.356, SLG: 0.512 George Arias, R (6, 5) OBP: 0.294, SLG: 0.400 Greg Myers, L (9, PH) OBP: 0.310, SLG: 0.381 James Mouton, R (9, PR) OBP: 0.268, SLG: 0.254	F B B C C 2-3 ③ K		S F B B B F F F F 3-3 C ③ K			B B F X 2-1 ③ P5			B B X 2-0 2B	3 0 1 0	0 0 0 0	0 0 1 0	0 0 0 0	0 0 0 0	2 0 0 0	2 0 0 0
Greg Vaughn, R (1, 7) OBP: 0.364, SLG: 0.600		S S S 0-3 ① K		F X 0-1 ① G5-3			B F X 1-1 ① L9		B B X 2-0 ① F7	4	0	0	0	0	1	1
Wally Joyner, L (1, 3) OBP: 0.372, SLG: 0.458 Andy Sheets, R (9, PR) OBP: 0.314, SLG: 0.385	X 0-0 1B SF7 1B			B B B C B 4-1 G6-4-3 BB			X 0-0 ② F7		C B F F X 1-2 1B	3 0	1 0	2 0	0 0	1 0	0 0	0 0
Carlos Hernandez, R (1, 2) OBP: 0.304, SLG: 0.370	B X 1-0 1-3 1B			B X 1-0 ② ③ G6-4-3 1-2f			B B B C C F X 3-2 ③ F8		C F X 0-2 ② P3	4	0	1	0	0	0	3
Chris Gomez, R (1, 6) OBP: 0.345, SLG: 0.374	C B 1 X SAFE 1-1 ② SF7 3-H				B B B C F F S 3-3 ① K			B X 1-0 ① F8	B C B X 2-1 ③ F8	3	0	0	1	0	1	2
Joey Hamilton, R (1, 1) OBP: 0.155, SLG: 0.214 John Vander Wal, L (8, PH) OBP: 0.387, SLG: 0.520 (8, 9)	S F C 0-3 ③ K				X 0-0 ② F7			B F B X 2-1 2B		2 1	0 1	0 1	0 0	0 0	1 0	1 0
Inning Stats	R: 0 H: 1 E: 0 LOB: 1 K: 2 BB: 0 S: 10 P: 18	R: 1 H: 2 E: 0 LOB: 1 K: 2 BB: 0 S: 10 P: 12	R: 0 H: 1 E: 0 LOB: 1 K: 1 BB: 0 S: 16 P: 22	R: 0 H: 0 E: 0 LOB: 0 K: 0 BB: 1 S: 4 P: 9	R: 0 H: 0 E: 0 LOB: 0 K: 1 BB: 0 S: 7 P: 10	R: 0 H: 0 E: 0 LOB: 0 K: 0 BB: 0 S: 4 P: 7	R: 0 H: 0 E: 0 LOB: 0 K: 0 BB: 0 S: 7 P: 11	R: 1 H: 2 E: 0 LOB: 1 K: 0 BB: 0 S: 7 P: 13	R: 0 H: 2 E: 0 LOB: 2 K: 0 BB: 0 S: 11 P: 18	1B: 3 SF: 1 2B: 5 SAC: 0 3B: 0 DP: 1 HR: 0 HBP: 0						

PITCHER		IP	WLS	BF	H	R	ER	SO	BB	IBB	HBP	BLK	WP	HR	S	P	ERA	WHIP
Chan Ho Park, R ERA: 3.77	(1, 1)	8.0	W	30	6	2	2	6	1	0	0	0	0	0	65	102	2.25	0.875
Jeff Shaw, R ERA: 2.09	(9, 1)	1.0	S	5	2	0	0	0	0	0	0	0	0	0	11	18	0.00	2.000

PITCHER	IP	WLS	BF	H	R	ER	SO	BB	IBB	HBP	BLK	WP	HR	S	P	ERA	WHIP

TOP

San Diego Padres @ Los Angeles Dodgers

Dodger Stadium, Los Angeles, CA

Tue Sep 22 1998, 7:05 PM PDT

Att. 29,255 - Unknown - 76 F

livebaseballscorecards.com

AB	33
R	2
H	8
RBI	2
BB	1
SO	6
LOB	12

1B: 3	SF: 1	WP: 0	PA: 35
2B: 5	SAC: 0	PB: 0	
3B: 0	DP: 1	SB: 0	
HR: 0	HBP: 0	CS: 0	

Batter	1	2	3	4	5	6	7	8	9	AB	R	H	RBI	BB	SO	LOB
Roger Cedeno, S (1, 8) (9, 7) OBP: 0.328, SLG: 0.309	F C C 0-3 K ①		F B B F X 2-2 F7 ①	C F S 0-3 K ③			X 0-0 G4-3 ②			4	0	0	0	0	2	1
Juan Castro, R (1, 4) OBP: 0.246, SLG: 0.260	C F X 0-2 G4-3 ②		S X 0-1 L7 ②		S B X 1-1 1B 1B		B X 1-0 F8 ③			4	0	1	0	0	0	0
Eric Karros, R (1, 3) OBP: 0.352, SLG: 0.476	C F B B C 2-3 K ③		S X 0-1 F8 ③		X 0-0 F8 ①			X 0-0 F8 ①		4	0	0	0	0	1	1
Raul Mondesi, R (1, 9) OBP: 0.315, SLG: 0.497		S B F S 1-3 K ①		B B B X 3-0 F7 ①	B B X 2-0 G4-6-3 1-2 1B			F B X 1-1 P2 ②		4	0	1	0	0	1	0
Matt Luke, L (1, 7) OBP: 0.279, SLG: 0.425 Jeff Shaw, R (9, 1)		B S B S B B B 4-2 2B BB		F B C B F B F X 3-2 P5 ②	B S X 1-1 G4-6-3 ② ③ 1-2f			B C F X 1-2 L4 ③		3 0	0 0	0 0	0 0	1 0	0 0	2 0
Mark Grudzielanek, R (1, 6) OBP: 0.319, SLG: 0.365	X 0-0 1-3 2B			B C C B B B 4-2 E S HR BB		X 0-0 G5-4-3 1B				2	1	2	0	1	0	0
Charles Johnson, R (1, 2) OBP: 0.284, SLG: 0.378	C X 0-1 L4 ②			B 1 SAFE B S B B 4-1 1-3 HR BB		B F 1 SAFE 1 SAFE 1 SAFE X 1-1 G5-4-3 ① ② 1-2f				2	1	0	0	1	0	3
Adrian Beltré, R (1, 5) OBP: 0.282, SLG: 0.367		B C S B B B 4-2 FC6-4 BB		X 0-0 1-H 3-H HR		C X 0-1 F8 ③				2	1	1	3	1	0	0
Chan Ho Park, R (1, 1) OBP: 0.222, SLG: 0.257 Trenidad Hubbard, R (9, 8) OBP: 0.359, SLG: 0.457		C S F X 0-2 FC6-4 ③ 1-2f		B B S S X 2-2 1B			S F B S 1-3 K ①			3 0	0 0	1 0	0 0	0 0	1 0	3 0
Inning Stats	R: 0 E: 0 K: 2 S: 9 H: 0 LOB: 0 BB: 0 P: 11	R: 0 E: 0 K: 1 S: 14 H: 1 LOB: 3 BB: 2 P: 23	R: 0 E: 0 K: 0 S: 7 H: 0 LOB: 0 BB: 0 P: 9	R: 3 E: 0 K: 1 S: 16 H: 2 LOB: 1 BB: 2 P: 32	R: 0 E: 0 K: 0 S: 6 H: 2 LOB: 1 BB: 0 P: 10	R: 0 E: 0 K: 0 S: 5 H: 1 LOB: 0 BB: 0 P: 6	R: 0 E: 0 K: 1 S: 5 H: 0 LOB: 0 BB: 0 P: 7	R: 0 E: 0 K: 0 S: 6 H: 0 LOB: 0 BB: 0 P: 8		1B: 4 2B: 1 3B: 0 HR: 1	SF: 0 SAC: 0 DP: 2 HBP: 0					

PITCHER		IP	WLS	BF	H	R	ER	SO	BB	IBB	HBP	BLK	WP	HR	S	P	ERA	WHIP
Joey Hamilton, R ERA: 4.3	(1, 1)	7.0	L	29	6	3	3	5	4	0	0	0	0	1	62	98	3.86	1.429
Donne Wall, R ERA: 2.47	(8, 1)	1.0		3	0	0	0	0	0	0	0	0	0	0	6	8	0.00	0.000

PITCHER	IP	WLS	BF	H	R	ER	SO	BB	IBB	HBP	BLK	WP	HR	S	P	ERA	WHIP

BOTTOM

San Diego Padres @ Los Angeles Dodgers

Dodger Stadium, Los Angeles, CA

Tue Sep 22 1998, 7:05 PM PDT

Att. 29,255 - Unknown - 76 F

livebaseballscorecards.com

AB	28
R	3
H	6
RBI	3
BB	4
SO	5
LOB	10

1B: 4	SF: 0	WP: 0	PA: 32
2B: 1	SAC: 0	PB: 0	
3B: 0	DP: 2	SB: 1	
HR: 1	HBP: 0	CS: 0	

San Diego Padres @ Los Angeles Dodgers

Dodger Stadium, Los Angeles, CA

Wed Sep 23 1998, 7:05 PM PDT

Att. 29,163 - Unknown - 74 F

livebaseballscorecards.com

TOP

Batter	1	2	3	4	5	6	7	8	9	AB	R	H	RBI	BB	SO	LOB
Quilvio Veras, S (1, 4) OBP: 0.379, SLG: 0.363	F7	FC6-4 1-2f			G4-3		G5-3		P1	5	0	0	0	0	0	2
Tony Gwynn, L (1, 9) OBP: 0.366, SLG: 0.500	G6-3		BB 1B		HR		F7			4	1	2	1	0	0	0
Ruben Rivera, R (7, 9) OBP: 0.333, SLG: 0.389										0	0	0	0	0	0	0
Greg Vaughn, R (1, 7) OBP: 0.364, SLG: 0.598	1B		L6		P5		K			4	0	1	0	0	1	1
Ken Caminiti, S (1, 5) OBP: 0.353, SLG: 0.508	K		L3		K			K		4	0	0	0	0	3	2
George Arias, R (8, 5) OBP: 0.294, SLG: 0.400										0	0	0	0	0	0	0
Jim Leyritz, R (1, 3) OBP: 0.389, SLG: 0.464		2B G4-3 BB	BB			P4-3-4 BB		K		1	1	0	0	3	0	0
Archi Cianfrocco, R (8, 3) OBP: 0.192, SLG: 0.208								G6-3		0	0	0	0	0	0	0
Trevor Hoffman, R (8, 1)										0	0	0	0	0	0	0
Steve Finley, L (1, 8) OBP: 0.299, SLG: 0.400		G4-3 1-3 1B 2B	G3			P4-3-4 1-2f		G4-3		4	1	1	0	0	0	3
Carlos Hernandez, R (1, 2) OBP: 0.306, SLG: 0.371	G4-3 2-3 3-H			P2		2B 1B			PB 1B	4	0	2	1	0	0	1
Chris Gomez, R (1, 6) OBP: 0.346, SLG: 0.378	FC1-6 3-H 1B			P5		1-3 2B			F8	4	0	2	1	0	0	1
Andy Ashby, R (1, 1) OBP: 0.155, SLG: 0.139	FC1-6 FC6-4 1-2f			K		G6-3			K 1-2	3	0	0	0	0	1	3
Brian Boehringer, S (7, 1)										0	0	0	0	0	0	0
24 Mark Langston, R (7, 1) OBP: 0.154, SLG: 0.125										0	0	0	0	0	0	0
Dan Miceli, R (8, 1) OBP: 1.000, SLG: 1.000										0	0	0	0	0	0	0
Randy Myers, L (8, 1)										0	0	0	0	0	0	0
Wally Joyner, L (8, 3) OBP: 0.372, SLG: 0.458										0	0	0	0	0	0	0
Andy Sheets, R (9, PH) OBP: 0.313, SLG: 0.383										1	0	0	0	0	1	1
Mark Sweeney, L (9, 3) OBP: 0.323, SLG: 0.337										0	0	0	0	0	0	0
Inning Stats	R: 0 E: 0 K: 1 S: 10 H: 1 LOB: 1 BB: 0 P: 14	R: 2 E: 0 K: 0 S: 10 H: 2 LOB: 1 BB: 1 P: 22	R: 0 E: 0 K: 0 S: 5 H: 1 LOB: 2 BB: 1 P: 14	R: 0 E: 0 K: 1 S: 6 H: 0 LOB: 0 BB: 0 P: 10	R: 1 E: 0 K: 1 S: 9 H: 1 LOB: 0 BB: 0 P: 14	R: 0 E: 0 K: 0 S: 11 H: 2 LOB: 2 BB: 1 P: 19	R: 0 E: 0 K: 1 S: 6 H: 0 LOB: 0 BB: 0 P: 9	R: 0 E: 0 K: 1 S: 7 H: 0 LOB: 0 BB: 0 P: 13	R: 0 E: 0 K: 1 S: 7 H: 1 LOB: 1 BB: 0 P: 12	1B: 5 2B: 3 3B: 0 HR: 1 SF: 0 SAC: 0 DP: 1 HBP: 0						

AB	34
R	3
H	8
RBI	3
BB	3
SO	6
LOB	14

PITCHER		IP	WLS	BF	H	R	ER	SO	BB	IBB	HBP	BLK	WP	HR	S	P	ERA	WHIP	
Brian Bohanon, L (1, 1) ERA: 2.67		9.0	L	37	8	3	3	6	3	0	0	0	0	1	71	127	3.00	1.222	

PITCHER		IP	WLS	BF	H	R	ER	SO	BB	IBB	HBP	BLK	WP	HR	S	P	ERA	WHIP	

WP: 0 PB: 1 SB: 0 CS: 0 PA: 37

BOTTOM

Batter	1	2	3	4	5	6	7	8	9	AB	R	H	RBI	BB	SO	LOB
Roger Cedeno, S (1, 8) (9, 7) OBP: 0.321, SLG: 0.302	F8		G4-1 1-2 2-3		K		G6-3		G4-3	5	0	0	0	0	1	3
Alex Cora, L (1, 4) OBP: 0.171, SLG: 0.182 Trenidad Hubbard, R (8, PH) OBP: 0.357, SLG: 0.455 (9, 8)	G1-4-3 BB		G3		K			K		2 1	0 0	0 0	0 0	1 0	1 0	2 0
Eric Karros, R (1, 3) OBP: 0.352, SLG: 0.475	G1-4-3 1-2f		2-3 3-H 1B		K			K		4	0	1	1	0	2	1
Raul Mondesi, R (1, 9) OBP: 0.316, SLG: 0.497		G6-3	F7			G4-3 G3 1B		1B BB		3	0	1	0	1	0	2
Matt Luke, L (1, 7) OBP: 0.283, SLG: 0.442 Charles Johnson, R (8, PH) OBP: 0.285, SLG: 0.379 Mike Metcalfe, S (8, PR) (9, 4)		FC5-4 1B		HR		G3 1-2		S 1-3 1B		3 1 0	1 0 0	2 1 0	1 0 0	0 0 0	0 0 0	1 0 0
Mark Grudzielanek, R (1, 6) OBP: 0.317, SLG: 0.363	FC5-4 FC6-4 1-2f			K		G4-3 2-3		P4 1-2		4	0	0	0	0	1	4
Adrian Beltré, R (1, 5) OBP: 0.286, SLG: 0.372	FC6-4 1-2f			2B		F8			G4-3 SH1-4 BB	3	0	1	0	1	0	2
Angel Pena, R (1, 2) OBP: 0.375, SLG: 0.375 Juan Castro, R (9, PH) OBP: 0.246, SLG: 0.260			G4-1 1B 1B 1B		K		K		SH1-4 1-2	3 0	1 0	1 0	0 0	0 0	2 0	1 0
Brian Bohanon, L (1, 1) OBP: 0.311, SLG: 0.372 Jim Eisenreich, L (9, PH) OBP: 0.273, SLG: 0.268			1B G4-1 1-2 1B		K		G1-3		G4-3 2-3	3 1	0 0	1 0	0 0	0 0	1 0	1 1
Inning Stats	R: 0 E: 0 K: 0 S: 4 H: 0 LOB: 0 BB: 1 P: 12	R: 0 E: 0 K: 0 S: 7 H: 1 LOB: 1 BB: 0 P: 9	R: 1 E: 0 K: 0 S: 9 H: 3 LOB: 2 BB: 0 P: 17	R: 1 E: 0 K: 3 S: 15 H: 2 LOB: 1 BB: 0 P: 19	R: 0 E: 0 K: 3 S: 10 H: 0 LOB: 0 BB: 0 P: 15	R: 0 E: 0 K: 0 S: 10 H: 1 LOB: 1 BB: 0 P: 18	R: 0 E: 0 K: 1 S: 5 H: 0 LOB: 0 BB: 0 P: 7	R: 0 E: 0 K: 2 S: 13 H: 1 LOB: 3 BB: 1 P: 22	R: 0 E: 0 K: 0 S: 7 H: 0 LOB: 1 BB: 1 P: 14	1B: 6 2B: 1 3B: 0 HR: 1 SF: 0 SAC: 1 DP: 1 HBP: 0						

PITCHER		IP	WLS	BF	H	R	ER	SO	BB	IBB	HBP	BLK	WP	HR	S	P	ERA	WHIP
Andy Ashby, R ERA: 3.34	(1, 1)	6.0	W	25	7	2	2	6	1	0	0	0	0	1	55	90	3.00	1.333
Brian Boehringer, R ERA: 4.28	(7, 1)	0.1		1	0	0	0	1	0	0	0	0	0	0	3	5	0.00	0.000
24 Mark Langston, L ERA: 5.94	(7, 1)	0.2		2	0	0	0	0	0	0	0	0	0	0	2	2	0.00	0.000
Dan Miceli, R ERA: 3.27	(8, 1)	0.2		3	0	0	0	2	1	0	0	0	0	0	8	14	0.00	1.500
Randy Myers, L ERA: 4.47	(8, 1)	0.0		1	1	0	0	0	0	0	0	0	0	0	2	3	∞	∞

PITCHER		IP	WLS	BF	H	R	ER	SO	BB	IBB	HBP	BLK	WP	HR	S	P	ERA	WHIP
Trevor Hoffman, R ERA: 1.5	(8, 1)	1.1	S	5	0	0	0	0	1	0	0	0	0	0	10	19	0.00	0.750

San Diego Padres @ Los Angeles Dodgers

Dodger Stadium, Los Angeles, CA

Wed Sep 23 1998, 7:05 PM PDT

Att. 29,163 - Unknown - 74 F

livebaseballscorecards.com

AB	33
R	2
H	8
RBI	2
BB	3
SO	9
LOB	18

PA: 37

WP: 0
PB: 0
SB: 1
CS: 0

Batter	1	2	3	4	5	6	7	8	9	AB	R	H	RBI	BB	SO	LOB
Quilvio Veras, S (1, 4) OBP: 0.376, SLG: 0.359	P3	F9			P4			3-1 P3 1-2	1-3 K	5	0	0	0	0	1	7
Tony Gwynn, L (1, 9) Steve Finley, L (5, 8) OBP: 0.364, SLG: 0.497 OBP: 0.300, SLG: 0.401	F8		L9		L7			0-0 1B		3 1	0 0	0 1	0 0	0 0	0 0	1 0
Greg Vaughn, R (1, 7) OBP: 0.363, SLG: 0.595	F8		0-0 CS 1B			F8		G6-3		4	0	1	0	0	0	1
Ken Caminiti, S (1, 5) OBP: 0.352, SLG: 0.508 Andy Sheets, R (9, PR) OBP: 0.313, SLG: 0.383 (9, 5)	F8	F8				G6-3			0-0 1B 2B	4 0	0 1	1 0	0 0	0 0	0 0	1 0
Jim Leyritz, R (1, 3) OBP: 0.389, SLG: 0.474 Mark Sweeney, L (9, PH) OBP: 0.326, SLG: 0.340 (9, 3)	HR	CS 1-2	F8			K			G6-3 E 2-H 1B	3 1	1 0	1 1	1 1	0 0	1 0	0 0
Ruben Rivera, R (1, 8) (5, 9) OBP: 0.328, SLG: 0.382 John Vander Wal, L (9, PH) (9, 9) OBP: 0.384, SLG: 0.516	G1-3	P3					K		2-3 K	3 1	0 0	0 0	0 0	0 1	1 2	0 2
Carlos Hernandez, R (1, 2) OBP: 0.306, SLG: 0.371 Ben Davis, S (7, 2)	1-1 BB 1B 1B	F8					P2		E6 G6-3 1-2	3 1	1 0	1 0	0 0	0 0	0 0	0 2
Chris Gomez, R (1, 6) OBP: 0.345, SLG: 0.375	4-0 1B 1-2 BB				F6		K		G6-3 1-2 2-3	3	0	0	0	1	1	2
Kevin Brown, R (1, 1) OBP: 0.244, SLG: 0.244 Brian Boehringer, S (6, 1) George Arias, R (8, PH) OBP: 0.314, SLG: 0.419 James Mouton, R (8, PR) OBP: 0.288, SLG: 0.254 Donne Wall, R (8, 1) OBP: 0.286, SLG: 0.286 Greg Myers, L (9, PH) OBP: 0.314, SLG: 0.381 Randy Myers, L (9, 1)	0-1 1-2 2-H 1B				0-0 1B			1-2 P3 1B	4-2 BB	2 0 1 0 0 0 0	0 0 0 0 0 0 0	2 0 1 0 0 0 0	1 0 0 0 0 1 0	0 0 0 0 0 0 0	0 0 0 0 0 0 0	0 0 0 0 0 0 0
Inning Stats	R: 0 E: 0 K: 0 S: 5 H: 0 LOB: 0 BB: 0 P: 7	R: 2 E: 0 K: 0 S: 10 H: 3 LOB: 2 BB: 1 P: 16	R: 0 E: 0 K: 0 S: 3 H: 1 LOB: 0 BB: 0 P: 3	R: 0 E: 0 K: 0 S: 6 H: 0 LOB: 0 BB: 0 P: 9	R: 0 E: 0 K: 0 S: 6 H: 1 LOB: 1 BB: 0 P: 8	R: 0 E: 0 K: 1 S: 7 H: 0 LOB: 0 BB: 0 P: 10	R: 0 E: 0 K: 2 S: 12 H: 0 LOB: 0 BB: 0 P: 16	R: 0 E: 0 K: 0 S: 7 H: 2 LOB: 1 BB: 0 P: 12	R: 1 E: 1 K: 2 S: 14 H: 2 LOB: 3 BB: 1 P: 24	1B: 7 2B: 1 3B: 0 HR: 1 SF: 0 SAC: 0 DP: 0 HBP: 0						

PITCHER	IP	WLS	BF	H	R	ER	SO	BB	IBB	HBP	BLK	WP	HR	S	P	ERA	WHIP
Brian Anderson, L (1, 1) ERA: 4.33	8.0		30	7	2	2	3	1	0	0	0	0	1	56	81	2.25	1.000
Gregg Olson, R (9, 1) ERA: 3.06	1.0	W	7	2	1	1	2	1	0	0	0	0	0	14	24	9.00	3.000

PITCHER	IP	WLS	BF	H	R	ER	SO	BB	IBB	HBP	BLK	WP	HR	S	P	ERA	WHIP

TOP

San Diego Padres @ Arizona Diamondbacks

Bank One Ballpark, Phoenix, AZ

Fri Sep 25 1998, 10:05 PM EDT

Att. 47,288 - Unknown - 85 F

livebaseballscorecards.com

AB	35
R	3
H	9
RBI	3
BB	2
SO	5
LOB	16

WP: 0 PB: 0 SB: 0 CS: 1 PA: 38

Batter	1	2	3	4	5	6	7	8	9	AB	R	H	RBI	BB	SO	LOB
Andy Fox, L (1, 7) OBP: 0.358, SLG: 0.402 Gregg Olson, R (9, 1) OBP: 0.500, SLG: 2.000 Yamil Benitez, R (9, PH) OBP: 0.267, SLG: 0.381	C B B C X 2-2 L6 ①		H 1-0 G4-3 1B HBP		F B S B S 2-3 K ②		B F C S 1-3 K ③		B X 1-0 1-H 2-H HR	3	0	0	0	0	2	1
										0	0	0	0	0	0	0
										1	1	1	3	0	0	0
Jay Bell, R (1, 4) OBP: 0.353, SLG: 0.428	C B X 1-1 G5-3 ②		B B X 2-0 G4-3 1-2 1B		S X 0-1 1-2 1B			B F B F X 2-2 2B		4	0	3	0	0	0	0
Devon White, S (1, 8) OBP: 0.335, SLG: 0.460	B B S X 2-1 F7 ③		C B X 1-1 G4-3 ② 1-2 2-3		B X 1-0 G3 ③			B C S B B X 3-2 F7 ①		4	0	0	0	0	0	5
Matt Williams, R (1, 5) OBP: 0.326, SLG: 0.434		F B T F T F X 1-2 2B 1B	B X 1-0 G6-3 ③			X 0-0 F7 ①		F S B B F C 2-3 K ②		4	1	1	0	0	1	3
Travis Lee, L (1, 3) OBP: 0.347, SLG: 0.427		B F B B X 3-1 F8 1-H FC3 2B		F B C X 1-2 G3 ①		F B C B F X 2-2 G1-3 ②		I I I I 4-0 IBB		3	1	1	1	1	0	0
Tony Batista, R (1, 6) OBP: 0.319, SLG: 0.528		B S B X 2-1 F8 ① 2-3		C B X 1-1 G6-3 ②		C F F F B C 1-3 K ③		C B B F X 2-2 F7 ③		4	0	0	0	0	1	3
Karim Garcia, L (1, 9) OBP: 0.262, SLG: 0.385		X 0-0 FC3 G4-6-3 3-H		X 0-0 G4-3 ③			F F F X 0-2 F9 ①		C T S 0-3 K SH1-3 HR	4	1	0	1	0	1	0
Kelly Stinnett, R (1, 2) OBP: 0.355, SLG: 0.443		X 0-0 G4-6-3 ② ③ 1-2f			C B C F X 1-2 1B 1B		X 0-0 HR		B B X 2-0 SH1-3 ① 1-2	3	1	2	1	0	0	1
Brian Anderson, R (1, 1) OBP: 0.145, SLG: 0.106 David Dellucci, L (9, 7) OBP: 0.318, SLG: 0.400			F X 0-1 F7 ①		F L L 0-3 K ①		B F F X 1-2 G4-3 ②		S B B B B 4-1 HR BB	3	0	0	0	0	1	1
										0	1	0	0	1	0	0
Inning Stats	R: 0 E: 0 K: 0 S: 7 H: 0 LOB: 0 BB: 0 P: 12	R: 2 E: 0 K: 0 S: 11 H: 2 LOB: 0 BB: 0 P: 17	R: 0 E: 0 K: 0 S: 6 H: 1 LOB: 2 BB: 0 P: 11	R: 0 E: 0 K: 0 S: 6 H: 0 LOB: 0 BB: 0 P: 8	R: 0 E: 0 K: 2 S: 13 H: 2 LOB: 2 BB: 0 P: 17	R: 0 E: 0 K: 1 S: 10 H: 0 LOB: 0 BB: 0 P: 13	R: 1 E: 0 K: 1 S: 11 H: 1 LOB: 0 BB: 0 P: 13	R: 0 E: 0 K: 1 S: 13 H: 1 LOB: 2 BB: 1 P: 26	R: 3 E: 0 K: 1 S: 6 H: 1 LOB: 0 BB: 1 P: 13	1B: 4 2B: 2 3B: 0 HR: 2 SF: 0 SAC: 1 DP: 1 HBP: 1							

PITCHER		IP	WLS	BF	H	R	ER	SO	BB	IBB	HBP	BLK	WP	HR	S	P	ERA	WHIP
Kevin Brown, R ERA: 2.38	(1, 1)	5.0		21	5	2	2	2	0	0	1	0	0	0	43	65	3.60	1.000
Brian Boehringer, R ERA: 4.28	(6, 1)	2.0		7	1	1	1	2	0	0	0	0	0	1	21	26	4.50	0.500
Donne Wall, R ERA: 2.43	(8, 1)	1.0		5	1	0	0	1	0	1	0	0	0	0	13	26	0.00	1.000
Randy Myers, L ERA: 4.92	(9, 1)	0.1	L	4	1	3	3	1	1	0	0	0	1	1	6	13	81.00	6.000

PITCHER	IP	WLS	BF	H	R	ER	SO	BB	IBB	HBP	BLK	WP	HR	S	P	ERA	WHIP

BOTTOM

San Diego Padres @ Arizona Diamondbacks

Bank One Ballpark, Phoenix, AZ

Fri Sep 25 1998, 10:05 PM EDT

Att. 47,288 - Unknown - 85 F

livebaseballscorecards.com

AB	33
R	6
H	8
RBI	6
BB	2
SO	6
LOB	14

WP: 1 PB: 0 SB: 0 CS: 0 PA: 37

Batter	1	2	3	4	5	6	7	8	9	AB	R	H	RBI	BB	SO	LOB
Quilvio Veras, S (1, 4) OBP: 0.374, SLG: 0.357 Ed Giovanola, L (6, 4) OBP: 0.335, SLG: 0.317 Ruben Rivera, R (8, PH) OBP: 0.327, SLG: 0.380 (8, 9)	C F B T 1-2 ① K		S X 0-1 ② L4			C C S 0-3 ① K		B B B C C S 3-3 ① K		3 0 1	0 0 0	0 0 0	0 0 0	0 0 0	2 0 1	1 0 0
Steve Finley, L (1, 8) OBP: 0.300, SLG: 0.400	B X 1-0 ② G3		B B C C F B F X 3-2 ③ P4			C B B B F X 3-2 G5-3 1B 1B		S S B F X 1-2 ② P4		4	1	1	0	0	0	1
Tony Gwynn, L (1, 9) OBP: 0.363, SLG: 0.501 Archi Cianfrocco, R (8, 4) OBP: 0.192, SLG: 0.208	B C B X 2-1 HR			C X 0-1 ① G4-3		F X 0-1 ② G5-3 1-2		B B F X 2-1 ③ P5		4 0	1 0	1 0	1 0	0 0	0 0	1 0
Greg Vaughn, R (1, 7) OBP: 0.362, SLG: 0.593	B X 1-0 ③ F7			F B C S 1-3 ② K		B B C B X 3-1 2-H 1B			F C B X 1-2 ① F7	4	0	1	1	0	1	0
Wally Joyner, L (1, 3) OBP: 0.371, SLG: 0.456 James Mouton, R (9, PR) OBP: 0.268, SLG: 0.254		B B B C X 3-1 ① F7		B C C S 1-3 ③ K		B 1 SAFE C X 1-1 ③ F7			F X 0-1 L9-3 1B	4 0	0 0	1 0	0 0	0 0	1 0	1 0
Jim Leyritz, R (1, 2) OBP: 0.385, SLG: 0.469 24 Mark Langston, R (7, 1) OBP: 0.154, SLG: 0.125 Dan Miceli, R (8, 1) OBP: 1.000, SLG: 1.000 Mark Sweeney, L (9, PH) OBP: 0.324, SLG: 0.339		X 0-0 ② F7			C X 0-1 ① G5-3		B F B B B F F S 3-3 ① K		S B B B F B F F 1 X SAFE 3-2 ② ③ L9-3 1-2	3 0 0 1	0 0 0 0	0 0 0 0	0 0 0 0	0 0 0 0	1 0 0 0	0 0 0 1
George Arias, R (1, 5) OBP: 0.316, SLG: 0.394		B B X 2-0 ③ F8			B F B C B X 3-2 ② F8		F B B F B B 4-2 BB			2	0	0	0	1	0	0
Andy Sheets, R (1, 6) OBP: 0.318, SLG: 0.393			B B X 2-0 G6-3 1B		B X 1-0 2B		S S X 0-2 ② F9			3	0	2	0	0	0	1
Sterling Hitchcock, L (1, 1) OBP: 0.157, SLG: 0.140 Scott Sanders, R (6, 1) Greg Myers, L (7, PH) OBP: 0.312, SLG: 0.379 (7, 2)			L B 1 SAFE X 1-1 ① G6-3 1-2		X 0-0 ③ G3		B X 1-0 ③ F8			2 0 1	0 0 0	0 0 0	0 0 0	0 0 0	0 0 0	2 0 1
Inning Stats	R: 1 H: 1 E: 0 LOB: 0 K: 1 BB: 0 S: 7 P: 12	R: 0 H: 0 E: 0 LOB: 0 K: 0 BB: 0 S: 4 P: 9	R: 0 H: 1 E: 0 LOB: 1 K: 0 BB: 0 S: 10 P: 16	R: 0 H: 0 E: 0 LOB: 0 K: 2 BB: 0 S: 8 P: 10	R: 0 H: 1 E: 0 LOB: 1 K: 0 BB: 0 S: 7 P: 11	R: 1 H: 2 E: 0 LOB: 1 K: 1 BB: 0 S: 12 P: 19	R: 0 H: 0 E: 0 LOB: 1 K: 1 BB: 1 S: 10 P: 18	R: 0 H: 0 E: 0 LOB: 0 K: 1 BB: 0 S: 9 P: 15	R: 0 H: 1 E: 0 LOB: 1 K: 0 BB: 0 S: 10 P: 14	1B: 4 SF: 0 2B: 2 SAC: 0 3B: 0 DP: 1 HR: 1 HBP: 0						

TOP

San Diego Padres @ Arizona Diamondbacks

Bank One Ballpark, Phoenix, AZ

Sat Sep 26 1998, 6:33 AM EDT

Att. 48,196 - Sunny - 88 F

livebaseballscorecards.com

AB	32
R	2
H	6
RBI	2
BB	1
SO	6
LOB	9

PITCHER		IP	WLS	BF	H	R	ER	SO	BB	IBB	HBP	BLK	WP	HR	S	P	ERA	WHIP
Amaury Telemaco, R ERA: 3.93	(1, 1)	6.2	W	26	5	2	2	5	1	0	0	0	0	1	57	93	2.70	0.900
Alan Embree, L ERA: 4.19	(7, 1)	1.1		4	0	0	0	1	0	0	0	0	0	0	10	17	0.00	0.000
Gregg Olson, R ERA: 3.01	(9, 1)	1.0	S	3	1	0	0	0	0	0	0	0	0	0	10	14	0.00	1.000

PITCHER	IP	WLS	BF	H	R	ER	SO	BB	IBB	HBP	BLK	WP	HR	S	P	ERA	WHIP

Batter	1	2	3	4	5	6	7	8	9	AB	R	H	RBI	BB	SO	LOB
Andy Fox, L (1, 9) OBP: 0.357, SLG: 0.400	B X 1-0 ① F8		C B B C S 2-3 ③ K		B S S F H 2-2 FC6-4 HBP		C X 0-1 ② G1-4-3			3	0	0	0	0	1	1
Gregg Olson, R (9, 1) OBP: 0.500, SLG: 2.000										0	0	0	0	0	0	0
Tony Batista, R (1, 6) OBP: 0.318, SLG: 0.524	B C S B B X 3-2 ② F8			B B F B X 3-1 ① F7	X 0-0 ② P4		B C S X 1-2 FC6-4 1B			4	0	1	0	0	0	2
Devon White, S (1, 8) OBP: 0.334, SLG: 0.457	X 0-0 ③ G6-3			C B B F B B 4-2 F8 1B WP BB	B B C B X 3-1 ③ FC6-4 1-2f		B S S F X 1-2 ③ FC6-4 1-2f			3	1	0	0	1	0	3
Matt Williams, R (1, 5) OBP: 0.327, SLG: 0.441		S B X 1-1 ① G6-3		X 0-0 WP 1-2 1B		B F B B F X 3-2 HR		B B X 2-0 ① F9		4	1	2	1	0	0	0
Travis Lee, L (1, 3) OBP: 0.345, SLG: 0.424		C C B B X 2-2 ② G6-3		B S C B X 2-2 ② F8 2-3		X 0-0 ① G4-3		X 0-0 ② F8		4	0	0	0	0	0	2
Jay Bell, R (1, 4) OBP: 0.354, SLG: 0.428		B B C X 2-1 ③ P6		C F 1 SAFE B X 1-2 ③ F8 1-2 3-H		B B X 2-0 1B		B C B B F B 4-2 PB BB		3	0	1	0	1	0	1
Yamil Benitez, R (1, 7) OBP: 0.263, SLG: 0.376			B B F B X 3-1 ① F9		X 0-0 ① G5-3	B S S S 1-3 ② K		C B B S F B S 3-3 ③ K 1-2		3	0	0	0	0	1	1
Alan Embree, L (7, 1)										0	0	0	0	0	0	0
Karim Garcia, L (8, PH) OBP: 0.261, SLG: 0.384										1	0	0	0	0	1	1
(9, 9)																
Damian Miller, R (1, 2) OBP: 0.337, SLG: 0.446			X 0-0 2B		B F C B F B F X 3-2 2B 1B	1 SAFE C S 1 SAFE F S 0-3 ③ K				3	1	2	0	0	1	1
Amaury Telemaco, R (1, 1) OBP: 0.108, SLG: 0.171			B M B S S 2-3 ② K2-3		1 SAFE X 0-0 1-H 2B		B B X 2-0 ① F7			2	0	1	1	0	1	1
David Dellucci, L (7, 7) OBP: 0.318, SLG: 0.400										1	0	0	0	0	0	0
Inning Stats	R: 0 E: 0 K: 0 S: 5 H: 0 LOB: 0 BB: 0 P: 9	R: 0 E: 0 K: 0 S: 7 H: 0 LOB: 0 BB: 0 P: 12	R: 0 E: 0 K: 2 S: 9 H: 1 LOB: 1 BB: 0 P: 16	R: 1 E: 0 K: 0 S: 11 H: 1 LOB: 1 BB: 1 P: 21	R: 1 E: 0 K: 0 S: 13 H: 2 LOB: 2 BB: 0 P: 21	R: 1 E: 0 K: 2 S: 12 H: 2 LOB: 1 BB: 0 P: 18	R: 0 E: 0 K: 0 S: 10 H: 1 LOB: 1 BB: 0 P: 14	R: 0 E: 0 K: 1 S: 8 H: 0 LOB: 1 BB: 1 P: 17		1B: 4 2B: 2 3B: 0 HR: 1	SF: 0 SAC: 0 DP: 0 HBP: 1					

BOTTOM

San Diego Padres @ Arizona Diamondbacks

Bank One Ballpark, Phoenix, AZ

Sat Sep 26 1998, 6:33 AM EDT

Att. 48,196 - Sunny - 88 F

livebaseballscorecards.com

AB	31
R	3
H	7
RBI	2
BB	2
SO	5
LOB	13

WP: 1 PB: 1 SB: 0 CS: 0 PA: 34

PITCHER		IP	WLS	BF	H	R	ER	SO	BB	IBB	HBP	BLK	WP	HR	S	P	ERA	WHIP
Sterling Hitchcock, L ERA: 3.93	(1, 1)	5.1	L	24	6	3	3	2	1	0	1	0	1	1	50	89	5.06	1.312
Scott Sanders, R ERA: 7.36	(6, 1)	0.2		2	0	0	0	2	0	0	0	0	0	0	7	8	0.00	0.000
24 Mark Langston, L ERA: 5.86	(7, 1)	1.0		4	1	0	0	0	0	0	0	0	0	0	10	14	0.00	1.000
Dan Miceli, R ERA: 3.22	(8, 1)	1.0		4	0	0	0	1	1	0	0	0	0	0	8	17	0.00	1.000

PITCHER	IP	WLS	BF	H	R	ER	SO	BB	IBB	HBP	BLK	WP	HR	S	P	ERA	WHIP

San Diego Padres @ Arizona Diamondbacks

Bank One Ballpark, Phoenix, AZ

Sun Sep 27 1998, 10:05 PM EDT

Att. 48,390 - Unknown - 91 F

TOP

livebaseballscorecards.com

Batter	1	2	3	4	5	6	7	8	9	AB	R	H	RBI	BB	SO	LOB
Quilvio Veras, S (1, 4) OBP: 0.373, SLG: 0.356 Andy Sheets, R (3, 4) OBP: 0.318, SLG: 0.407	F7		G4-3		K			HR	K 1-2	2 3	0 1	0 1	0 1	0 0	0 2	0 1
Tony Gwynn, L (1, 9) OBP: 0.364, SLG: 0.501 Ruben Rivera, R (8, PR) (8, 9) OBP: 0.325, SLG: 0.378	F8		S 1B			F8		FC3-6 1B	G6-3	4 1	0 0	2 0	0 0	0 0	0 0	0 0
Ken Caminiti, S (1, 5) OBP: 0.353, SLG: 0.509 George Arias, R (1, PR) (1, 5) OBP: 0.293, SLG: 0.361	BB 1B		K			K		1 SAFE FC3-6 1-2f HR		1 3	0 1	1 0	0 0	0 0	0 2	0 2
Greg Vaughn, R (1, 7) OBP: 0.363, SLG: 0.597	1-2 BB		L7 1-2			F8		1-H HR		3	1	1	2	1	0	1
Wally Joyner, L (1, 3) OBP: 0.370, SLG: 0.453	P7			F7			G4-3	4-2 1B BB		3	0	0	0	1	0	2
Steve Finley, L (1, 8) OBP: 0.301, SLG: 0.401		K		G6-3			2B 1B	1-1 G1-3 1-3 1B		4	0	2	0	0	1	0
Carlos Hernandez, R (1, 2) OBP: 0.305, SLG: 0.369 58 Stan Spencer, R (5, 1) OBP: 0.111, SLG: 0.222 John Vander Wal, L (7, PH) OBP: 0.382, SLG: 0.512 Matt Clement, R (7, 1) Jim Leyritz, R (8, PH) OBP: 0.384, SLG: 0.467 Brian Boehringer, S (8, 1) Roberto Ramirez, L (8, 1) Trevor Hoffman, R (9, 1)	G6-3	G5-3					1 SAFE SAFE 1 SAFE	K G1-3 1-2		2 0 1 0 1 0 0 0	0 0 0 0 0 0 0 0	0 0 0 0 0 0 0 0	0 0 0 0 0 0 0 0	0 0 1 0 0 0 0 0	0 0 1 0 2 0 0 0	0 0 1 0 2 0 0 0
Chris Gomez, R (1, 6) OBP: 0.346, SLG: 0.379	1B		P5				1-3 2B	P6		4	0	2	0	0	0	3
Joey Hamilton, R (1, 1) OBP: 0.153, SLG: 0.211 Greg Myers, L (5, PH) (5, 2) OBP: 0.312, SLG: 0.374	P5		F7						CS BB	1 2	0 0	0 0	0 0	0 1	0 1	1 2
Inning Stats	R: 0 H: 1 E: 0 LOB: 2 K: 0 BB: 1 S: 12 P: 23	R: 0 H: 1 E: 0 LOB: 1 K: 1 BB: 0 S: 9 P: 12	R: 0 H: 1 E: 0 LOB: 1 K: 1 BB: 0 S: 11 P: 16	R: 0 H: 0 E: 0 LOB: 0 K: 0 BB: 0 S: 7 P: 12	R: 0 H: 0 E: 0 LOB: 0 K: 1 BB: 0 S: 6 P: 12	R: 0 H: 0 E: 0 LOB: 0 K: 1 BB: 0 S: 9 P: 12	R: 0 H: 2 E: 0 LOB: 2 K: 2 BB: 0 S: 14 P: 24	R: 3 H: 4 E: 0 LOB: 3 K: 0 BB: 1 S: 17 P: 30	R: 0 H: 0 E: 0 LOB: 0 K: 1 BB: 1 S: 8 P: 17	1B: 6 SF: 0 2B: 1 SAC: 0 3B: 0 DP: 0 HR: 2 HBP: 0						

	AB	35
	R	3
	H	9
	RBI	3
	BB	3
	SO	7
	LOB	15

WP: 0 PA: 38
PB: 0
SB: 1
CS: 1

PITCHER		IP	WLS	BF	H	R	ER	SO	BB	IBB	HBP	BLK	WP	HR	S	P	ERA	WHIP
Andy Benes, R (1, 1) ERA: 3.97		7.0		27	5	0	0	6	1	0	0	0	0	0	68	111	0.00	0.857
Aaron Small, R (8, 1) ERA: 5.59		0.1	L	4	3	3	3	0	0	0	0	0	0	2	8	13	81.00	9.000
Neil Weber, L (8, 1) ERA: 11.57		0.0		2	1	0	0	0	1	0	0	0	0	0	5	10	∞	∞
Willie Banks, R (8, 1) ERA: 4.81		1.2		5	0	0	0	1	1	0	0	0	0	0	12	24	0.00	0.600

PITCHER	IP	WLS	BF	H	R	ER	SO	BB	IBB	HBP	BLK	WP	HR	S	P	ERA	WHIP

Batter	1	2	3	4	5	6	7	8	9	AB	R	H	RBI	BB	SO	LOB
Andy Fox, L (1, 9) OBP: 0.355, SLG: 0.396	B X 1-0 ① G4-3	B C X 1-1 ③ P6		F B F B X 2-2 ③ F7			X 0-0 ③ G4-3		C B S B X 2-2 ③ G5-3	4	0	0	0	0	0	3
Aaron Small, R (8, 1)										0	0	0	0	0	0	0
Neil Weber, L (8, 1)										0	0	0	0	0	0	0
Willie Banks, R (8, 1)										0	0	0	0	0	0	0
Brent Brede, L (9, PH) OBP: 0.311, SLG: 0.325										1	0	0	0	0	0	0
Jay Bell, R (1, 4) OBP: 0.353, SLG: 0.432	F B B C B C 3-3 ② K		B C F B B C 3-3 ① K		C C S 0-3 ① K2-3			F B B X 2-1 HR		4	1	1	1	0	3	0
Travis Lee, L (1, 3) OBP: 0.346, SLG: 0.429	B B B F F B 4-2 BB		B C B F X 2-2 HR		C X 0-1 ② P7			B B F X 2-1 E6 FC5-4		3	1	1	1	1	0	0
Matt Williams, R (1, 5) OBP: 0.327, SLG: 0.439	1 SAFE B C F B F B S 3-3 ③ K		B C F B F B X 3-2 F9 1B 1B		B S C B F B S 3-3 ③ K			X 0-0 ① FC5-4 FC6-5 BB 1-2f		4	0	1	0	0	2	2
Devon White, S (1, 8) OBP: 0.335, SLG: 0.456		B X 1-0 ① G6-3	X 0-0 ① 1-2 1B			X 0-0 ① P5		B B B C B 4-1 FC6-5 1-2 BB		3	0	1	0	1	0	0
Tony Batista, R (1, 6) OBP: 0.318, SLG: 0.519		B B S H 3-1 BB 1B HBP	B F X 1-1 ② F9 2-3			B B B C X 3-1 ② F9		C B B F X 2-2 ② FC6-5 1-2 2-3f		3	0	0	0	0	0	4
David Dellucci, L (1, 7) OBP: 0.318, SLG: 0.399	F X 0-1 BB 1-2 1B	B F F F 1 SAFE S 1-3 ③ K				C X 0-1 ③ G3-1		B F F B C 2-3 ③ K		3	0	1	0	0	1	2
Yamil Benitez, R (8, PH) OBP: 0.262, SLG: 0.374										1	0	0	0	0	1	2
(9, 7)																
Kelly Stinnett, R (1, 2) OBP: 0.353, SLG: 0.438	S S B B B B 4-2 1-2 2-3 BB			B S X 1-1 ① G5-3			B S F B B S 3-3 ① K		B S S S B F X 2-2 ① G5-3	3	0	0	0	1	1	0
Andy Benes, R (1, 1) OBP: 0.250, SLG: 0.262	C B F C 1-3 ② K			S F F S 0-3 ② K			B C S S B F B S 3-3 ② K		S S S 0-3 ② K	2	0	0	0	0	2	3
Karim Garcia, L (7, PH) OBP: 0.260, SLG: 0.381										2	0	0	0	0	2	0
(8, 9)																
Inning Stats	R: 0 E: 0 K: 2 S: 10 H: 0 LOB: 1 BB: 1 P: 21	R: 0 E: 0 K: 1 S: 11 H: 1 LOB: 3 BB: 1 P: 21	R: 1 E: 0 K: 2 S: 17 H: 3 LOB: 2 BB: 0 P: 27	R: 0 E: 0 K: 1 S: 9 H: 0 LOB: 0 BB: 0 P: 12	R: 0 E: 0 K: 2 S: 9 H: 0 LOB: 0 BB: 0 P: 12	R: 0 E: 0 K: 0 S: 5 H: 0 LOB: 0 BB: 0 P: 8	R: 0 E: 0 K: 2 S: 8 H: 0 LOB: 0 BB: 0 P: 14	R: 1 E: 1 K: 1 S: 12 H: 1 LOB: 2 BB: 1 P: 24	R: 0 E: 0 K: 1 S: 10 H: 0 LOB: 0 BB: 0 P: 14	1B: 3 2B: 0 3B: 0 HR: 2	SF: 0 SAC: 0 DP: 0 HBP: 1						

PITCHER		IP	WLS	BF	H	R	ER	SO	BB	IBB	HBP	BLK	WP	HR	S	P	ERA	WHIP
Joey Hamilton, R ERA: 4.27	(1, 1)	4.0		19	4	1	1	6	2	0	1	0	0	1	47	81	2.25	1.500
58 Stan Spencer, R ERA: 4.7	(5, 1)	2.0		6	0	0	0	2	0	0	0	0	0	0	14	20	0.00	0.000
Matt Clement, R ERA: 4.61	(7, 1)	1.0	W	3	0	0	0	2	0	0	0	0	0	0	8	14	0.00	0.000
Brian Boehringer, R ERA: 4.36	(8, 1)	0.2		5	1	1	1	0	1	0	0	0	0	1	9	19	13.50	3.000
Roberto Ramirez, L ERA: 6.14	(8, 1)	0.1		1	0	0	0	1	0	0	0	0	0	0	3	5	0.00	0.000

PITCHER		IP	WLS	BF	H	R	ER	SO	BB	IBB	HBP	BLK	WP	HR	S	P	ERA	WHIP
Trevor Hoffman, R ERA: 1.48	(9, 1)	1.0	S	3	0	0	0	1	0	0	0	0	0	0	10	14	0.00	0.000

BOTTOM

San Diego Padres @ Arizona Diamondbacks

Bank One Ballpark, Phoenix, AZ

Sun Sep 27 1998, 10:05 PM EDT

Att. 48,390 - Unknown - 91 F

livebaseballscorecards.com

AB	33
R	2
H	5
RBI	2
BB	3
SO	12
LOB	16

PA: 37

WP: 0 PB: 0 SB: 0 CS: 0

Batter	1	2	3	4	5	6	7	8	9	AB	R	H	RBI	BB	SO	LOB
Quilvio Veras, S (1, 4) Andy Sheets, R (9, PR) (9, 4)	G4-3		F9		K		L8		HBP	4 0	0 0	0 0	0 0	0 0	1 0	3 0
Tony Gwynn, L (1, 9) OBP: 0.333, SLG: 0.667 Ruben Rivera, R (6, 9)	K		G4-3			1B SF8 2B	SAFE K		K	3 2	1 0	1 0	0 0	0 0	1 2	0 3
Greg Vaughn, R (1, 7) OBP: 0.750, SLG: 1.500	K			CS 1B		SF8 1B		HR		4	1	3	1	0	1	0
Ken Caminiti, S (1, 5) OBP: 0.250, SLG: 0.250		F9		F9		SF8 1-2 2-3 1B		K		4	0	1	0	0	1	1
Jim Leyritz, R (1, 3) OBP: 0.250, SLG: 0.333 Wally Joyner, L (8, 3)		1B 1B		F8 1-2		SF8 1-2 2-3 3-H		G5-3		3 0	0 0	1 0	1 0	0 0	0 0	1 0
Steve Finley, L (1, 8)		K			FC5 1B BB	K		G4-3		3	0	0	0	1	2	3
Carlos Hernandez, R (1, 2) OBP: 0.500, SLG: 0.500		1-2 1B			FC5 1-2 1B	G6-3			G4-3	4	0	2	0	0	0	2
Chris Gomez, R (1, 6) OBP: 0.500, SLG: 0.333		F9			FC5 1-2 2-3f		1B		WP BB	3	0	1	0	1	0	4
Kevin Brown, R (1, 1) John Vander Wal, L (9, PH) Trevor Hoffman, R (9, 1)			K		B2		K		K	3 1 0	0 0 0	0 0 0	0 0 0	0 0 0	2 1 0	3 1 0
Inning Stats	R: 0 E: 0 K: 2 S: 10 H: 0 LOB: 0 BB: 0 P: 14	R: 0 E: 0 K: 1 S: 16 H: 2 LOB: 2 BB: 0 P: 18	R: 0 E: 0 K: 1 S: 6 H: 0 LOB: 0 BB: 0 P: 9	R: 0 E: 0 K: 0 S: 3 H: 1 LOB: 0 BB: 0 P: 4	R: 0 E: 0 K: 1 S: 10 H: 1 LOB: 2 BB: 1 P: 17	R: 1 E: 0 K: 1 S: 18 H: 3 LOB: 2 BB: 0 P: 21	R: 0 E: 0 K: 2 S: 8 H: 1 LOB: 1 BB: 0 P: 13	R: 1 E: 0 K: 1 S: 7 H: 1 LOB: 0 BB: 0 P: 10	R: 0 E: 0 K: 2 S: 10 H: 0 LOB: 2 BB: 1 P: 20	1B: 7 2B: 1 3B: 0 HR: 1 SF: 1 SAC: 0 DP: 0 HBP: 1						

PITCHER	IP	WLS	BF	H	R	ER	SO	BB	IBB	HBP	BLK	WP	HR	S	P	ERA	WHIP
Randy Johnson, L (1, 1) ERA: 2.25	8.0	L	33	9	2	2	9	1	0	0	0	0	1	78	106	2.25	1.250
Jay Powell, R (9, 1) ERA:	0.2		4	0	0	0	1	1	0	1	0	1	0	7	15	0.00	1.500
Doug Henry, R (9, 1) ERA:	0.1		1	0	0	0	1	0	0	0	0	0	0	3	5	0.00	0.000

PITCHER	IP	WLS	BF	H	R	ER	SO	BB	IBB	HBP	BLK	WP	HR	S	P	ERA	WHIP

TOP

San Diego Padres @ Houston Astros

Astrodome, Houston, TX

Tue Sep 29 1998, 4:33 AM EDT

Att. 50,080 - Dome - 72 F

AB	34
R	2
H	9
RBI	2
BB	2
SO	11
LOB	21

WP: 1	PA: 38
PB: 0	
SB: 0	
CS: 1	

livebaseballscorecards.com

Batter	1	2	3	4	5	6	7	8	9	AB	R	H	RBI	BB	SO	LOB
Craig Biggio, R (1, 4)	BBCFBFFB 4-2 G4-6-3 BB		SFS 0-3 ③ K			H 1-0 G4-3 HBP		FSBS 1-3 ③ K2-3		2	0	0	0	1	2	2
Bill Spiers, L (1, 5) OBP: 0.250, SLG: 0.500	C 1 B X SAFE 1-1 ①② G4-6-3 1-2f			X 0-0 ① G3		FBSSBBFX 3-2 ② G4-3 1-2 2-3			BCMFX 1-2 E 2B	4	1	1	0	0	0	3
Derek Bell, R (1, 9)	CFBFCC 1-3 ③ K			SBBFS 2-3 ② K		FCBBS 2-3 ③ K			X 0-0 ① F9	4	0	0	0	0	3	3
5 Jeff Bagwell, R (1, 3)		BBCFS 2-3 ① K		BBFBFFX 3-2 ③ G6-3			BX 1-0 ① F9		SSBS 1-3 ② K	4	0	0	0	0	2	1
Moises Alou, R (1, 7) OBP: 0.250, SLG: 0.250		BFX 1-1 ② G5-3			FBSSS 1-3 ① K2-3		SSBBS 2-3 ② K		BBX 2-0 E5 2-H 1B	4	0	1	0	0	2	0
Carl Everett, S (1, 8)		SSS 0-3 ③ K			FBX 1-1 ② F8		CBCS 1-3 ③ K		BBBFX 3-1 ③ F8	4	0	0	0	0	2	1
Ricky Gutierrez, R (1, 6)			BCFFBBS 3-3 ① K		FBFC 1-3 ③ K			CSBC 1-3 ① K		3	0	0	0	0	3	0
Brad Ausmus, R (1, 2) OBP: 0.667, SLG: 0.667			X 0-0 PB 1B			FCBX 1-2 G4-3 K 1B		CFFBBS 2-3 ② K		3	0	2	0	0	1	0
Randy Johnson, R (1, 1)			BBCCC 2-3 ② K 1-3			LLBL 1-3 ① K 1-2		FBFBBB 4-2 BB		2	0	0	0	0	2	2
35 Dave Clark, L (8, PH)										0	0	0	0	1	0	0
Jay Powell, R (9, 1)										0	0	0	0	0	0	0
Doug Henry, R (9, 1)										0	0	0	0	0	0	0
Inning Stats	R: 0 E: 0 K: 1 S: 10 H: 0 LOB: 0 BB: 1 P: 16	R: 0 E: 0 K: 2 S: 8 H: 0 LOB: 0 BB: 0 P: 11	R: 0 E: 0 K: 3 S: 11 H: 1 LOB: 1 BB: 0 P: 16	R: 0 E: 0 K: 1 S: 8 H: 0 LOB: 0 BB: 0 P: 13	R: 0 E: 0 K: 2 S: 8 H: 0 LOB: 0 BB: 0 P: 11	R: 0 E: 0 K: 2 S: 13 H: 1 LOB: 2 BB: 0 P: 21	R: 0 E: 0 K: 2 S: 7 H: 0 LOB: 0 BB: 0 P: 11	R: 0 E: 0 K: 3 S: 12 H: 0 LOB: 1 BB: 1 P: 20	R: 1 E: 1 K: 1 S: 11 H: 2 LOB: 1 BB: 0 P: 18	1B: 3 2B: 1 3B: 0 HR: 0	SF: 0 SAC: 0 DP: 1 HBP: 1						

PITCHER		IP	WLS	BF	H	R	ER	SO	BB	IBB	HBP	BLK	WP	HR	S	P	ERA	WHIP
Kevin Brown, R	(1, 1)	8.0	W	28	2	0	0	16	2	0	1	0	0	0	77	119	0.00	0.500
ERA:																		
Trevor Hoffman, R	(9, 1)	1.0	S	5	2	1	0	1	0	0	0	0	0	0	11	18	0.00	2.000
ERA:																		

PITCHER	IP	WLS	BF	H	R	ER	SO	BB	IBB	HBP	BLK	WP	HR	S	P	ERA	WHIP

BOTTOM

San Diego Padres @ Houston Astros

Astrodome, Houston, TX

Tue Sep 29 1998, 4:33 AM EDT

Att. 50,080 - Dome - 72 F

livebaseballscorecards.com

AB	30
R	1
H	4
RBI	0
BB	2
SO	17
LOB	12

1B: 3 SF: 0
2B: 1 SAC: 0
3B: 0 DP: 1
HR: 0 HBP: 1

WP: 0 PA: 33
PB: 2
SB: 0
CS: 0

Batter	1	2	3	4	5	6	7	8	9	AB	R	H	RBI	BB	SO	LOB
Quilvio Veras, S (1, 4) OBP: 0.333, SLG: 0.143	B B C F B B B 4-2 G1-3 BB		C S T 0-2 ② K			X 0-0 2B 1B		F S S 0-3 ② K		3	1	1	0	1	2	0
Steve Finley, L (1, 8) OBP: 0.250, SLG: 0.286	C C F 1 SAFE F F X 0-2 ① G1-3 1-2		B B X 2-0 ③ F8			X 0-0 1-H 1B 2B		C B B F X 2-2 ③ G3-1		4	1	1	1	0	0	1
Tony Gwynn, L (1, 9) OBP: 0.286, SLG: 0.429	X 0-0 ② F8			C C F X 0-2 E4 FC4-6		S F X 0-2 2-H G1-6-3 1B			B X 1-0 ① G3	4	0	1	1	0	0	1
Ken Caminiti, S (1, 5) OBP: 0.250, SLG: 0.250	X 0-0 ③ P6			B X 1-0 ① FC4-6 1-2f		B F F X 1-2 ① ② G1-6-3 1-2f			X 0-0 HR 1B	4	1	1	0	0	0	3
Greg Vaughn, R (1, 7) OBP: 0.375, SLG: 0.750		X 0-0 ① G5-3		C C S 0-3 ② K		S B S B F S 2-3 ③ K			S S X 0-2 ② F8	4	0	0	0	0	2	2
Wally Joyner, L (1, 3) Jim Leyritz, R (9, PH) OBP: 0.400, SLG: 1.250 (9, 3)		C C B S 1-3 ② K		C X 0-1 ③ G4-3			S F B X 1-2 ① F8		B C F F F B B X 3-2 1-H HR	3 1	0 1	0 1	0 2	0 0	1 0	1 0
Carlos Hernandez, R (1, 2) OBP: 0.500, SLG: 0.500 Andy Sheets, R (9, PR) Greg Myers, L (9, 2)		X 0-0 1B			X 0-0 ① G6-3		B X 1-0 ② P4		C S B X 1-2 1B 1B	4 0 0	0 0 0	2 0 0	0 0 0	0 0 0	0 0 0	0 0 0
Chris Gomez, R (1, 6) OBP: 0.375, SLG: 0.286		C B B C C 2-3 ③ K			B X 1-0 ② G5-3		S X 0-1 ③ P7		B F S F F X 1-2 1-2 1B	4	0	1	0	0	1	1
Andy Ashby, R (1, 1) John Vander Wal, L (5, PH) Joey Hamilton, R (5, 1) Mark Sweeney, L (8, PH) Donne Wall, R (8, 1) George Arias, R (9, PH) Dan Miceli, R (9, 1) Trevor Hoffman, R (9, 1)			B C B X 2-1 ① G6-3		B X 1-0 ③ G5-3			F S F F F F B B F X 2-2 ① G3-1	S S B S 1-3 ③ K	1 1 0 1 0 1 0 0	0 0 0 0 0 0 0 0	0 0 0 0 0 0 0 0	0 0 0 0 0 0 0 0	0 0 0 0 0 0 0 0	0 0 0 0 0 0 0 0	0 0 0 0 0 0 0 0

TOP

San Diego Padres @ Houston Astros

Astrodome, Houston, TX

Thu Oct 01 1998, 4:33 AM EDT

Att. 45,550 - Dome - 72 F

livebaseballscorecards.com

AB	35
R	4
H	8
RBI	4
BB	1
SO	7
LOB	11

Inning Stats	1	2	3	4	5	6	7	8	9
R	0	0	0	0	0	2	0	0	2
E	0	0	0	0	0	0	0	0	0
K	0	2	1	1	0	1	0	1	1
S	10	8	6	10	3	12	6	13	21
H	0	1	0	0	0	3	0	0	4
LOB	1	1	0	1	0	0	0	0	2
BB	1	0	0	0	0	0	0	0	0
P	14	11	10	11	5	15	8	17	28

1B	6
2B	1
3B	0
HR	1
SF	0
SAC	0
DP	1
HBP	0

WP	0
PB	0
SB	0
CS	0
PA	36

PITCHER		IP	WLS	BF	H	R	ER	SO	BB	IBB	HBP	BLK	WP	HR	S	P	ERA	WHIP
Shane Reynolds, R ERA: 2.57	(1, 1)	7.0		26	4	2	2	5	1	0	0	0	0	0	55	74	2.57	0.714
Jay Powell, R ERA:	(8, 1)	1.0		3	0	0	0	1	0	0	0	0	0	0	13	17	0.00	0.000
Billy Wagner, L ERA: 18.0	(9, 1)	1.0	W	7	4	2	2	1	0	0	0	0	0	1	21	28	18.00	4.000

PITCHER	IP	WLS	BF	H	R	ER	SO	BB	IBB	HBP	BLK	WP	HR	S	P	ERA	WHIP

Batter	1	2	3	4	5	6	7	8	9	AB	R	H	RBI	BB	SO	LOB
Craig Biggio, R (1, 4) OBP: 0.556, SLG: 0.200	C F X 0-2 2B 5 G4-3 1B		B B B C C B 4-2 2B 5 1B BB	B C X 1-1 ③ F9			B F F X 1-2 ② G6-3		B I I I 4-0 1B 2-3 IBB	3	2	1	0	2	0	2
Bill Spiers, L (1, 5) OBP: 0.444, SLG: 0.778	1 SAFE X 0-0 5 G4-3 1-3 2B		F X 0-1 5 1B 1-3 2B		B B F F S 2-3 ① K		X 0-0 ③ P4		S B F X 1-2 3-H 1B	5	1	3	1	0	1	1
Derek Bell, R (1, 9) OBP: 0.125, SLG: 0.500	F C X 0-2 ① P3		B B B C F F S 3-3 ① K		B B F X 2-1 ② F7			C B B B X 3-1 HR		4	1	1	1	0	1	4
5 Jeff Bagwell, R (1, 3) OBP: 0.125, SLG: 0.125	B F B X 2-1 ② G4-3 2-3 3-H		C X 0-1 G4-3 2-H 3-H 1B		F B F B F S 2-3 ③ K			B F B C S 2-3 ① K		4	0	1	3	0	2	1
Moises Alou, R (1, 7) OBP: 0.125, SLG: 0.125	B X 1-0 ③ L9		1 SAFE X 0-0 ② G4-3 1-2			B C X 1-1 ① G6-3		C X 0-1 ② G1-3		4	0	0	0	0	0	2
Carl Everett, S (1, 8) OBP: 0.125, SLG: 0.125		C B S B F F F X 2-2 ① G6-3	C C S 0-3 ③ K2-3			X 0-0 ② G4-3		C X 0-1 E 1B		4	0	1	0	0	1	1
Tony Eusebio, R (1, 2) OBP: 0.500, SLG: 0.667 Billy Wagner, L (9, 1)		B C H 2-1 1B HBP	C B F B X 2-2 2B			B B B F C C 3-3 ③ K		C 1 SAFE B B B C S 3-3 ③ K2-3 1-2		3	0	1	0	0	2	1
										0	0	0	0	0	0	0
Ricky Gutierrez, R (1, 6) OBP: 0.429, SLG: 0.429		X 0-0 G4-6-3 1-2 1B	C S S 0-3 ① K2-3				C X 0-1 SH1-4 1B		S X 0-1 S SH1-3 1B	4	1	3	0	0	1	1
Shane Reynolds, R (1, 1) Jay Powell, R (8, 1) Brad Ausmus, R (9, 2) OBP: 0.667, SLG: 0.667		X 0-0 ② ③ G4-6-3 1-2f	F B C F F S 1-3 ② K				X 0-0 ① SH1-4 1-2		B F B B B L X 3-2 ① SH1-3 1-2	2	0	0	0	0	1	3
										0	0	0	0	0	0	0
										0	0	0	0	0	0	0
Inning Stats	R: 1 E: 0 K: 0 S: 10 H: 2 LOB: 1 BB: 0 P: 13	R: 0 E: 0 K: 0 S: 9 H: 1 LOB: 1 BB: 0 P: 13	R: 2 E: 0 K: 2 S: 14 H: 2 LOB: 1 BB: 1 P: 21	R: 0 E: 0 K: 2 S: 13 H: 1 LOB: 1 BB: 0 P: 17	R: 0 E: 0 K: 2 S: 9 H: 0 LOB: 0 BB: 0 P: 15	R: 0 E: 0 K: 1 S: 6 H: 0 LOB: 0 BB: 0 P: 10	R: 0 E: 0 K: 0 S: 7 H: 1 LOB: 1 BB: 0 P: 8	R: 1 E: 1 K: 2 S: 12 H: 2 LOB: 1 BB: 0 P: 20	R: 1 E: 0 K: 0 S: 8 H: 2 LOB: 2 BB: 1 P: 16	1B: 7 2B: 3 3B: 0 HR: 1	SF: 0 SAC: 2 DP: 1 HBP: 1						

PITCHER		IP	WLS	BF	H	R	ER	SO	BB	IBB	HBP	BLK	WP	HR	S	P	ERA	WHIP
Andy Ashby, R ERA: 6.75	(1, 1)	4.0		19	6	3	3	4	1	0	1	0	0	0	46	64	6.75	1.750
Joey Hamilton, R ERA:	(5, 1)	3.0		10	1	0	0	3	0	0	0	0	0	0	22	33	0.00	0.333
Donne Wall, R ERA: 9.0	(8, 1)	1.0		5	2	1	1	2	0	0	0	0	0	1	12	20	9.00	2.000
Dan Miceli, R ERA: 27.0	(9, 1)	0.1	L	2	1	1	1	0	0	0	0	0	0	0	5	8	27.00	3.000
Trevor Hoffman, R ERA:	(9, 1)	0.0		2	1	0	0	0	0	1	0	0	0	0	3	8	∞	∞

PITCHER	IP	WLS	BF	H	R	ER	SO	BB	IBB	HBP	BLK	WP	HR	S	P	ERA	WHIP

BOTTOM

San Diego Padres @ Houston Astros

Astrodome, Houston, TX

Thu Oct 01 1998, 4:33 AM EDT

Att. 45,550 - Dome - 72 F

livebaseballscorecards.com

AB	33
R	5
H	11
RBI	5
BB	2
SO	9
LOB	16

WP: 0	PA: 38
PB: 0	
SB: 1	
CS: 0	

Batter	1	2	3	4	5	6	7	8	9	AB	R	H	RBI	BB	SO	LOB
Craig Biggio, R (1, 4) OBP: 0.462, SLG: 0.125	C C B C 1-3 ① K		B C B X 2-1 ② G5-3			C B X 1-1 ① G6-3	C B B B B 4-1 1-2 2-3 3-H BB			3	0	0	1	1	1	0
Bill Spiers, L (1, 5) OBP: 0.385, SLG: 0.583	B C F X 1-2 ② P6		B F B C F S 2-3 ③ K			C B B F B B 4-2 BB	C C T 0-2 ③ K			3	0	0	0	1	2	3
Derek Bell, R (1, 9) OBP: 0.167, SLG: 0.417	C B B X 2-1 ③ F9			B X 1-0 ① G5-3		1 SAFE B F B 1 SAFE S S 2-3 ② K		X 0-0 G4-6-3 1B		4	0	1	0	0	1	1
5 Jeff Bagwell, R (1, 3) OBP: 0.167, SLG: 0.091		H 1-0 G4-3 1B HBP		B B X 2-0 ② G2		C 1 SAFE B B X 2-1 ③ F8		S C B F B S 2-3 ① K		3	0	0	0	0	1	2
Moises Alou, R (1, 7) OBP: 0.250, SLG: 0.250		X 0-0 G4-3 1-2 1B		B X 1-0 ③ F8			C S X 0-2 1B 1B	B C X 1-1 ② ③ G4-6-3 1-2f		4	0	2	0	0	0	1
Carl Everett, S (1, 8) OBP: 0.167, SLG: 0.167		X 0-0 ① ② G4-3 1-2f 2-3			B X 1-0 ① L4		C B B B 1 SAFE X 3-1 ① F9 1-3 BB 1B		B C F S 1-3 ① K	4	1	1	0	0	1	2
Ricky Gutierrez, R (1, 6) OBP: 0.545, SLG: 0.375		B B B C S B 4-2 FC5-4 BB			B C S B B B 4-2 BB		B C H 2-1 BB 35 BB HBP		B C B C F S 2-3 ② K	1	0	0	0	2	1	0
Brad Ausmus, R (1, 2) OBP: 0.333, SLG: 0.333 Pete Incaviglia, R (9, PH)		1 SAFE C X 0-1 ③ FC5-4 1-2f			1 SAFE X 0-0 ② F8		S F X 0-2 ② F9 2-3		S S B S 1-3 ③ K	3	0	0	0	0	0	5
										1	0	0	0	0	1	0
Mike Hampton, R (1, 1) 35 Dave Clark, L (7, PH) Scott Elarton, R (7, 1)			B C B F S 2-3 ① K		S S B S 1-3 ③ K	B B B C B 4-1 BB 1-2 BB				2	0	0	0	0	2	1
										0	0	0	0	1	0	0
										0	0	0	0	0	0	0
Inning Stats	R: 0 E: 0 K: 1 S: 8 H: 0 LOB: 0 BB: 0 P: 12	R: 0 E: 0 K: 0 S: 6 H: 1 LOB: 2 BB: 1 P: 11	R: 0 E: 0 K: 2 S: 9 H: 0 LOB: 0 BB: 0 P: 15	R: 0 E: 0 K: 0 S: 3 H: 0 LOB: 0 BB: 0 P: 7	R: 0 E: 0 K: 1 S: 7 H: 0 LOB: 1 BB: 1 P: 13	R: 0 E: 0 K: 1 S: 9 H: 0 LOB: 1 BB: 1 P: 18	R: 1 E: 0 K: 1 S: 14 H: 2 LOB: 3 BB: 2 P: 27	R: 0 E: 0 K: 1 S: 7 H: 1 LOB: 0 BB: 0 P: 10	R: 0 E: 0 K: 3 S: 10 H: 0 LOB: 0 BB: 0 P: 14	1B: 4 2B: 0 3B: 0 HR: 0 SF: 0 SAC: 0 DP: 2 HBP: 2						

TOP

Houston Astros @ San Diego Padres

Qualcomm Stadium, San Diego, CA

Sat Oct 03 1998, 10:05 PM EDT

Att. 65,235 - Cloudy - 68 F

livebaseballscorecards.com

AB	28
R	1
H	4
RBI	1
BB	5
SO	10
LOB	15

PITCHER		IP	WLS	BF	H	R	ER	SO	BB	IBB	HBP	BLK	WP	HR	S	P	ERA	WHIP
Kevin Brown, R ERA: 0.61	(1, 1)	6.2		28	3	1	1	5	5	0	2	0	0	0	53	100	1.35	1.200
Dan Miceli, R ERA: 5.4	(7, 1)	1.1	W	4	1	0	0	2	0	0	0	0	0	0	10	13	0.00	0.750
Trevor Hoffman, R ERA:	(9, 1)	1.0	S	3	0	0	0	3	0	0	0	0	0	0	10	14	0.00	0.000

PITCHER	IP	WLS	BF	H	R	ER	SO	BB	IBB	HBP	BLK	WP	HR	S	P	ERA	WHIP

Batter	1	2	3	4	5	6	7	8	9	AB	R	H	RBI	BB	SO	LOB
Quilvio Veras, S (1, 4) OBP: 0.308, SLG: 0.182	G5-3		G4-3			FC6-4 1B		K		4	0	1	0	0	1	2
Tony Gwynn, L (1, 9) OBP: 0.182, SLG: 0.273	G4-3			F7		FC6-4 WP		K		4	0	0	1	0	1	1
Trevor Hoffman, R (9, 1)										0	0	0	0	0	0	0
Greg Vaughn, R (1, 7) OBP: 0.273, SLG: 0.545	P4			G6-3		K				3	0	0	0	0	1	1
Ken Caminiti, S (1, 5) OBP: 0.182, SLG: 0.182		G4-3		G6-3			P4			3	0	0	0	0	0	0
Jim Leyritz, R (1, 3) OBP: 0.375, SLG: 1.286		G6-3			F8		HR			3	1	1	1	0	0	0
Wally Joyner, L (8, 3)										0	0	0	0	0	0	0
Steve Finley, L (1, 8) OBP: 0.182, SLG: 0.200		P6			K		K			3	0	0	0	0	2	0
Carlos Hernandez, R (1, 2) OBP: 0.455, SLG: 0.400			G6-3		G6-3		FC6-4 HBP			2	0	0	0	0	0	0
Chris Gomez, R (1, 6) OBP: 0.455, SLG: 0.333			SH1-4 BB			1B SH3-4 FC6-4 1B	FC6-4			2	1	1	0	1	0	1
Kevin Brown, R (1, 1)			SH1-4			SH3-4		BB CS		0	0	0	0	0	0	0
Dan Miceli, R (7, 1)										0	0	0	0	0	0	0
Mark Sweeney, L (8, PH)										0	0	0	0	1	0	0
Ruben Rivera, R (9, 9)										0	0	0	0	0	0	0
Inning Stats	R: 0 E: 0 K: 0 S: 6 H: 0 LOB: 0 BB: 0 P: 8	R: 0 E: 0 K: 0 S: 7 H: 0 LOB: 0 BB: 0 P: 12	R: 0 E: 0 K: 0 S: 6 H: 0 LOB: 1 BB: 1 P: 15	R: 0 E: 0 K: 0 S: 8 H: 0 LOB: 0 BB: 0 P: 14	R: 0 E: 0 K: 1 S: 6 H: 0 LOB: 0 BB: 0 P: 10	R: 1 E: 0 K: 1 S: 10 H: 2 LOB: 1 BB: 0 P: 18	R: 1 E: 0 K: 1 S: 9 H: 1 LOB: 1 BB: 0 P: 12	R: 0 E: 0 K: 2 S: 6 H: 0 LOB: 0 BB: 1 P: 12		1B: 2 2B: 0 3B: 0 HR: 1 SF: 0 SAC: 2 DP: 0 HBP: 1				WP: 1 PB: 0 SB: 0 CS: 1	PA: 29	

PITCHER	IP	WLS	BF	H	R	ER	SO	BB	IBB	HBP	BLK	WP	HR	S	P	ERA	WHIP
Mike Hampton, L (1, 1) ERA: 1.5	6.0		21	2	1	1	2	1	0	0	0	1	0	43	77	1.50	0.500
Scott Elarton, R (7, 1) ERA: 4.5	2.0	L	8	1	1	1	3	1	0	1	0	0	1	15	24	4.50	1.000

PITCHER	IP	WLS	BF	H	R	ER	SO	BB	IBB	HBP	BLK	WP	HR	S	P	ERA	WHIP

BOTTOM

Houston Astros @ San Diego Padres

Qualcomm Stadium, San Diego, CA

Sat Oct 03 1998, 10:05 PM EDT
Att. 65,235 - Cloudy - 68 F

livebaseballscorecards.com

AB	24
R	2
H	3
RBI	2
BB	2
SO	5
LOB	5

Batter	1	2	3	4	5	6	7	8	9	AB	R	H	RBI	BB	SO	LOB
Craig Biggio, R (1, 4) OBP: 0.471, SLG: 0.273	C F X 0-2 ① G4-3			S H 1-1 G6-4-3 5 1B 1B HBP		X 0-0 2B		C B B S C 2-3 ① K		3	1	1	0	0	1	0
Richard Hidalgo, R (1, 8) OBP: 0.250, SLG: 0.250	B S S S 1-3 ② K			C 1 SAFE 1 SAFE 1 SAFE X 0-1 G6-4-3 1-2 1B		B B F B C F F X 3-2 ② P6		S S X 0-2 ② L6		4	0	1	0	0	1	1
Derek Bell, R (1, 9) OBP: 0.125, SLG: 0.313	B B F C B S 3-3 ③ K			X 0-0 ① ② G6-4-3 1-2f 2-3		B B F F B C 3-3 ③ K		B B F X 2-1 ③ F8		4	0	0	0	0	2	3
5 Jeff Bagwell, R (1, 3) OBP: 0.250, SLG: 0.143		F B B F S 2-3 ① K		B C B S X 2-2 1B 3-H			B B B C B 4-1 E FC3-2-5-3 BB		B X 1-0 ① F8	3	0	1	1	1	1	0
Moises Alou, R (1, 7) OBP: 0.188, SLG: 0.188		X 0-0 ② G4-3		1 SAFE B B 1 SAFE X 2-0 ③ P4			S 1 SAFE X 1-1 E6 FC3-2-5-3 1-3		F B B X 2-1 ② F7	4	0	0	0	0	0	2
Sean Berry, R (1, 5) Bill Spiers, L (7, PH) (7, 5) OBP: 0.333, SLG: 0.500		C S B S 1-3 ③ K			F B X 1-1 ① P4		B S F B X 2-2 ① FC3-2-5-3 1-3 3-H		B B C B C X 3-2 ③ G4-3	2 2	0 0	0 0	0 0	0 0	1 0	0 2
Ricky Gutierrez, R (1, 6) OBP: 0.500, SLG: 0.300			C S S 0-3 ① K		F B F S 1-3 ② K		B B I 4-0 IBB			2	0	0	0	1	2	0
Brad Ausmus, R (1, 2) OBP: 0.222, SLG: 0.222			S S B B S 2-3 ② K		B B F F T 2-2 ③ K		S F C 0-3 ② K			3	0	0	0	0	3	3
Randy Johnson, R (1, 1)			C B B C C 2-3 ③ K			F F S 0-3 ① K	X 0-0 ③ P5			2	0	0	0	0	2	0
Carl Everett, S (7, PH) OBP: 0.154, SLG: 0.154										1	0	0	0	0	0	3
Trever Miller, R (7, 1)										0	0	0	0	0	0	0
Doug Henry, R (7, 1)										0	0	0	0	0	0	0
Jay Powell, R (8, 1)										0	0	0	0	0	0	0
Inning Stats	R: 0 E: 0 K: 2 S: 9 H: 0 LOB: 0 BB: 0 P: 13	R: 0 E: 0 K: 2 S: 7 H: 0 LOB: 0 BB: 0 P: 10	R: 0 E: 0 K: 3 S: 9 H: 0 LOB: 0 BB: 0 P: 13	R: 1 E: 0 K: 0 S: 8 H: 2 LOB: 1 BB: 0 P: 13	R: 0 E: 0 K: 2 S: 8 H: 0 LOB: 0 BB: 0 P: 12	R: 0 E: 0 K: 2 S: 12 H: 1 LOB: 1 BB: 0 P: 18	R: 0 E: 1 K: 1 S: 10 H: 0 LOB: 3 BB: 2 P: 21	R: 0 E: 0 K: 1 S: 8 H: 0 LOB: 0 BB: 0 P: 12	R: 0 E: 0 K: 0 S: 6 H: 0 LOB: 0 BB: 0 P: 12	1B: 2 2B: 1 3B: 0 HR: 0 SF: 0 SAC: 0 DP: 1 HBP: 1						

PITCHER		IP	WLS	BF	H	R	ER	SO	BB	IBB	HBP	BLK	WP	HR	S	P	ERA	WHIP
Sterling Hitchcock, L ERA: 1.5	(1, 1)	6.0	W	21	3	1	1	11	0	0	1	0	0	0	53	79	1.50	0.500
Joey Hamilton, R ERA:	(7, 1)	0.1		4	0	0	0	0	1	1	0	0	0	0	6	17	0.00	3.000
Dan Miceli, R ERA: 2.7	(7, 1)	1.2		5	0	0	0	2	0	0	0	0	0	0	12	16	0.00	0.000
Trevor Hoffman, R ERA:	(9, 1)	1.0		3	0	0	0	0	0	0	0	0	0	0	6	12	0.00	0.000

PITCHER	IP	WLS	BF	H	R	ER	SO	BB	IBB	HBP	BLK	WP	HR	S	P	ERA	WHIP

TOP

Houston Astros @ San Diego Padres

Qualcomm Stadium, San Diego, CA

Sun Oct 04 1998, 6:33 AM EDT

Att. 64,898 - Sunny - 72 F

livebaseballscorecards.com

AB	30
R	1
H	3
RBI	1
BB	2
SO	13
LOB	14

WP: 0	PB: 0	SB: 0	CS: 0
PA: 33			

BOTTOM

Houston Astros @ San Diego Padres

Qualcomm Stadium, San Diego, CA

Sun Oct 04 1998, 6:33 AM EDT

Att. 64,898 - Sunny - 72 F

livebaseballscorecards.com

Batter	1	2	3	4	5	6	7	8	9	AB	R	H	RBI	BB	SO	LOB
Quilvio Veras, S (1, 4) OBP: 0.235, SLG: 0.133	C B F B S 2-3 K ①		S T B S 1-3 K ①			C X 0-1 F9 ① B B B C F X 3-2 G4-3 ③				4	0	0	0	0	2	2
Tony Gwynn, L (1, 9) OBP: 0.200, SLG: 0.333	F B C X 1-2 F7 ②		S C B X 1-2 G1-3 ②			X 0-0 G6-3 ②		B C S X 1-2 F8 3B 2B		4	0	1	0	0	0	0
Steve Finley, L (8, PR) OBP: 0.182, SLG: 0.200 (9, 8)										0	1	0	0	0	0	0
Greg Vaughn, R (1, 7) OBP: 0.333, SLG: 0.600	X 0-0 1B		X 0-0 G5-3 ③			S B X 1-1 E 2B		X 0-0 F8 ① 2-3		4	1	2	0	0	0	1
Ken Caminiti, S (1, 5) OBP: 0.200, SLG: 0.143	C F S 0-3 K ③			S S F F S 0-3 K ①		S X 0-1 E5 2-H		B B I I 4-0 3B IBB		3	1	0	0	1	2	1
Jim Leyritz, R (1, 2) OBP: 0.364, SLG: 1.300		B C B B F X 3-2 HR		B B B C S F C 3-3 K ②		S S S 0-3 K ③		F X 0-1 HR 3B 1-H 3-H		3	1	1	1	0	2	1
Joey Hamilton, R (7, 1)										0	0	0	0	0	0	0
Dan Miceli, R (7, 1)										0	0	0	0	0	0	0
John Vander Wal, L (8, PH) OBP: 0.333, SLG: 1.000										1	1	1	2	0	0	0
Trevor Hoffman, R (9, 1)										0	0	0	0	0	0	0
Wally Joyner, L (1, 3) OBP: 0.286, SLG: 0.667		B S T F F S 1-3 K ①		C B X 1-1 G5-3 ③			B B B C B 4-1 FC1-6 BB	B X 1-0 HR 3-H		3	1	1	2	1	1	0
Ruben Rivera, R (1, 8) (9, 9)		B X 1-0 P4 ②			X 0-0 P3 ①		X 0-0 FC1-6 1B ① 1-2f	S B B C S 2-3 K ②		4	0	0	0	0	1	2
Chris Gomez, R (1, 6) OBP: 0.467, SLG: 0.273		B B B B 4-0 BB			X 0-0 L7 ②		B 1 SAFE X 1-0 P4 ②	B B B B 4-0 BB		2	0	0	0	2	0	1
Sterling Hitchcock, L (1, 1)		B C B C X 2-2 G6-3 ③			C C F B C 1-3 K ③		1 SAFE B 1 X 1 SAFE 1-0 1B 1-3	S B F F B X 2-2 P2 ③		2	0	0	0	0	1	1
Carlos Hernandez, R (7, 2) OBP: 0.462, SLG: 0.417										2	0	1	0	0	0	2
Inning Stats	R: 0 H: 1 E: 0 LOB: 1 K: 2 BB: 0 S: 10 P: 13	R: 1 H: 1 E: 0 LOB: 1 K: 1 BB: 1 S: 12 P: 23	R: 0 H: 0 E: 0 LOB: 0 K: 1 BB: 0 S: 7 P: 9	R: 0 H: 0 E: 0 LOB: 0 K: 2 BB: 0 S: 11 P: 15	R: 0 H: 0 E: 0 LOB: 0 K: 1 BB: 0 S: 6 P: 7	R: 1 H: 1 E: 1 LOB: 1 K: 1 BB: 0 S: 10 P: 11	R: 0 H: 1 E: 0 LOB: 2 K: 0 BB: 1 S: 7 P: 16	R: 4 H: 3 E: 0 LOB: 2 K: 1 BB: 2 S: 14 P: 28		1B: 2 SF: 0 2B: 2 SAC: 0 3B: 1 DP: 0 HR: 2 HBP: 0						

PITCHER		IP	WLS	BF	H	R	ER	SO	BB	IBB	HBP	BLK	WP	HR	S	P	ERA	WHIP
Randy Johnson, L ERA: 1.93	(1, 1)	6.0	L	23	3	2	1	8	1	0	0	0	0	1	56	78	1.50	0.667
Trever Miller, L ERA:	(7, 1)	0.0		1	0	0	0	0	1	0	0	0	0	0	1	5	∞	∞
Doug Henry, R ERA: 5.4	(7, 1)	1.1		6	2	2	2	0	0	0	0	0	0	0	10	16	13.50	1.500
Jay Powell, R ERA: 11.57	(8, 1)	0.2		6	2	2	2	1	1	1	0	0	0	1	10	23	27.00	4.500

PITCHER	IP	WLS	BF	H	R	ER	SO	BB	IBB	HBP	BLK	WP	HR	S	P	ERA	WHIP

AB	32
R	6
H	7
RBI	5
BB	4
SO	9
LOB	11

WP: 0 PA: 36
PB: 0
SB: 0
CS: 0

Batter	1	2	3	4	5	6	7	8	9	10	AB	R	H	RBI	BB	SO	LOB
Quilvio Veras, S (1, 4) OBP: 0.273, SLG: 0.111	B B C F B F F B 4-2 E BB		X 0-0 ② G1-3		B B S C B B 4-2 1B BB		B C F B B X 3-2 ② F8		S C C 0-3 ② K		3	0	0	0	2	1	0
Tony Gwynn, L (1, 9) OBP: 0.250, SLG: 0.350	B S B X 2-1 E1 G1-3 1-3		B B X 2-0 1B		X 0-0 1-3 2-H 1B		C B B F X 2-2 ③ L8		S S F X 0-2 ③ G3		5	0	2	1	0	0	1
Greg Vaughn, R (1, 7) OBP: 0.278, SLG: 0.500 Ruben Rivera, R (5, 7) OBP: 0.125, SLG: 0.250	B S B X 2-1 ① G1-3 1-2		C X 0-1 ③ F9		B X 1-0 ③ F9			B X 1-0 L8 E 2B		S F B S 1-3 ① K	3 2	0 1	0 1	0 0	0 1	0 0	5 0
Ken Caminiti, S (1, 5) OBP: 0.200, SLG: 0.316	B C C B C 2-3 ② K			B X 1-0 ① G4-3		C B X 1-1 ① P6		X 0-0 ① L8 2-3		B B B S X 3-1 HR	5	1	1	1	0	1	3
Wally Joyner, L (1, 3) OBP: 0.200, SLG: 0.444 Jim Leyritz, R (8, PH) (8, 3) OBP: 0.308, SLG: 1.083	B C F B B X 3-2 ③ G3			B S C B F X 2-2 ② G4-3		X 0-0 ② F8		S S B X 1-2 E3 1B 3-H		F S B F B X 2-2 ② G4-3	3 2	0 0	0 0	0 1	0 0	0 0	2 0
Steve Finley, L (1, 8) OBP: 0.375, SLG: 0.250		B B B B 4-0 G3-6-3 BB		S B S X 1-2 ③ G6-3		B F B B B 4-1 BB BB		I I I 4-0 1B IBB		S F B F X 1-2 S 1B	2	0	1	0	3	0	0
Carlos Hernandez, R (1, 2) OBP: 0.500, SLG: 0.438	F B X 1-1 ① F8		B C C X 1-2 SH1 1B 1B		B C B F B F B 4-2 1-2 BB			X 0-0 G6-4-3 1-2 2-3 1B		F B F F X 1-2 ③ G3 1-2	4	1	2	0	1	0	2
Chris Gomez, R (1, 6) OBP: 0.368, SLG: 0.200 Donne Wall, R (10, 1)	X 0-0 ② ③ G3-6-3 1-2f		B S B B F F C 3-3 ① K		S F C 0-3 ③ K			X 0-0 ② ③ G6-4-3 1-2f			4 0	0 0	0 0	0 0	0 0	2 0	7 0
Andy Ashby, R (1, 1) Randy Myers, L (8, 1) Dan Miceli, R (8, 1) Trevor Hoffman, R (8, 1) Andy Sheets, R (8, 6)		C B S S 1-3 ① K			L X 0-1 ② SH1 1-2		C C S 0-3 ① K		X 0-0 ① G5-3		2 0 0 0 1	0 0 0 0 0	0 0 0 0 0	0 0 0 0 0	2 0 0 0 0	0 0 0 0 0	0 0 0 0 0
Inning Stats	R: 0 H: 0 E: 1 LOB: 2 K: 1 BB: 1 S: 14 P: 27	R: 0 H: 0 E: 0 LOB: 0 K: 0 BB: 1 S: 3 P: 8	R: 0 H: 1 E: 0 LOB: 1 K: 1 BB: 0 S: 7 P: 10	R: 0 H: 0 E: 0 LOB: 0 K: 0 BB: 0 S: 8 P: 12	R: 1 H: 2 E: 0 LOB: 2 K: 1 BB: 1 S: 13 P: 22	R: 0 H: 0 E: 0 LOB: 2 K: 1 BB: 2 S: 10 P: 19	R: 0 H: 0 E: 0 LOB: 0 K: 1 BB: 0 S: 9 P: 14	R: 1 H: 2 E: 1 LOB: 2 K: 0 BB: 1 S: 7 P: 13	R: 0 H: 0 E: 0 LOB: 0 K: 1 BB: 0 S: 8 P: 8	R: 1 H: 2 E: 0 LOB: 1 K: 1 BB: 0 S: 17 P: 25	1B: 5 2B: 1 3B: 0 HR: 1	SF: 0 SAC: 1 DP: 2 HBP: 0						

PITCHER		IP	WLS	BF	H	R	ER	SO	BB	IBB	HBP	BLK	WP	HR	S	P	ERA	WHIP
29 John Smoltz, R ERA: 1.84	(1, 1)	7.0		30	4	2	2	5	5	0	0	0	0	0	65	114	2.57	1.286
John Rocker, L ERA:	(8, 1)	0.1		1	0	0	0	0	0	0	0	0	0	0	1	1	0.00	0.000
Dennis Martinez, R ERA:	(8, 1)	0.2		4	1	0	0	0	0	1	0	0	0	0	5	10	0.00	1.500
Kerry Ligtenberg, R ERA: 1.69	(9, 1)	2.0	L	8	2	1	1	2	0	0	0	0	0	1	25	33	4.50	1.000

PITCHER	IP	WLS	BF	H	R	ER	SO	BB	IBB	HBP	BLK	WP	HR	S	P	ERA	WHIP

TOP

San Diego Padres @ Atlanta Braves

Turner Field, Atlanta, GA

Wed Oct 07 1998, 7:05 PM EDT

Att. 42,117 - Overcast - 74 F

livebaseballscorecards.com

AB	36
R	3
H	7
RBI	3
BB	6
SO	7
LOB	20

WP: 0 PA: 43
PB: 0
SB: 1
CS: 0

Batter	1	2	3	4	5	6	7	8	9	10	AB	R	H	RBI	BB	SO	LOB
Walt Weiss, S (1, 6) OBP: 0.158, SLG: 0.111	F8		P1-5 3-Hf			G3		K		K	5	0	0	0	0	2	2
Keith Lockhart, L (1, 4) OBP: 0.438, SLG: 0.467	10 G6-4-3 1B			2B		G4-3		1-2 1B		10 BB	3	0	2	0	0	0	0
Tony Graffanino, R (8, PH)											0	0	0	0	0	0	0
Ozzie Guillen, L (8, PH) OBP: 0.500, SLG: 0.500											1	0	1	0	0	0	0
Kerry Ligtenberg, R (9, 1)											0	0	0	0	0	0	0
Tom Glavine, L (10, PH)											0	0	0	0	1	0	0
10 Chipper Jones, S (1, 5) OBP: 0.368, SLG: 0.143	G6-4-3 1-2f			F7		G4-3		F8		BB 1-2	4	0	0	0	1	0	4
Andres Galarraga, R (1, 3) OBP: 0.222, SLG: 0.176		K		G6-3			K		K	F8	5	0	0	0	0	3	3
Ryan Klesko, L (1, 7) OBP: 0.267, SLG: 0.429		P5		G1-3			G4-3		1B SF8 BB		3	1	0	0	1	0	1
Javy Lopez, R (1, 2) OBP: 0.417, SLG: 0.636		G1-3	K				FC3-6 1B		1B 1-3		4	0	2	0	0	1	0
Danny Bautista, R (9, PR) OBP: 0.500, SLG: 1.000											0	0	0	0	0	0	0
Eddie Pérez, R (10, 2) OBP: 0.200, SLG: 0.800											0	0	0	0	0	0	0
Andruw Jones, R (1, 8) OBP: 0.235, SLG: 0.333			HR	G5-3			FC3-6 1-2f		SF8 3-H		3	1	1	2	0	0	1
Michael Tucker, L (1, 9) OBP: 0.500, SLG: 0.778			29 G2-3 P1-5 2B					K	G6-3		1	0	1	0	1	0	0
Gerald Williams, R (8, PH) OBP: 0.250, SLG: 0.250				BB							2	0	0	0	0	1	1
(9, 9)																	
29 John Smoltz, R (1, 1) OBP: 0.400, SLG: 0.250			G2-3 2-3	G1-3				1B		K	2	0	0	0	0	0	2
John Rocker, R (8, 1)											0	0	0	0	0	0	0
Dennis Martinez, R (8, 1)											0	0	0	0	0	0	0
Greg Colbrunn, R (8, PH) OBP: 0.333, SLG: 0.333											1	0	1	0	0	0	0
Marty Malloy, L (9, 4)											1	0	0	0	0	1	0
Inning Stats	R: 0 E: 0 K: 0 S: 6 H: 1 LOB: 0 BB: 0 P: 10	R: 0 E: 0 K: 1 S: 8 H: 0 LOB: 0 BB: 0 P: 12	R: 1 E: 0 K: 0 S: 6 H: 2 LOB: 0 BB: 0 P: 8	R: 0 E: 0 K: 0 S: 8 H: 1 LOB: 1 BB: 0 P: 12	R: 0 E: 0 K: 1 S: 10 H: 0 LOB: 1 BB: 1 P: 17	R: 0 E: 0 K: 0 S: 4 H: 0 LOB: 0 BB: 0 P: 6	R: 0 E: 0 K: 1 S: 8 H: 1 LOB: 1 BB: 0 P: 14	R: 0 E: 0 K: 2 S: 12 H: 2 LOB: 2 BB: 0 P: 16	R: 1 E: 0 K: 1 S: 12 H: 1 LOB: 1 BB: 1 P: 22	R: 0 E: 0 K: 2 S: 10 H: 0 LOB: 2 BB: 2 P: 19	1B: 5 2B: 3 3B: 0 HR: 1 SF: 1 SAC: 0 DP: 2 HBP: 0	WP: 0 PB: 0 SB: 0 CS: 0 PA: 40					

PITCHER	IP	WLS	BF	H	R	ER	SO	BB	IBB	HBP	BLK	WP	HR	S	P	ERA	WHIP
Andy Ashby, R (1, 1) ERA: 3.27	7.0		25	5	1	1	3	1	0	0	0	0	1	50	79	1.29	0.857
Randy Myers, L (8, 1) ERA:	0.2		3	1	0	0	2	0	0	0	0	0	0	8	11	0.00	1.500
Dan Miceli, R (8, 1) ERA: 2.7	0.0		1	1	0	0	0	0	0	0	0	0	0	1	1	∞	∞
Trevor Hoffman, R (8, 1) ERA: 1.8	2.0	W	9	1	1	1	3	2	0	0	0	0	0	23	39	4.50	1.500
Donne Wall, R (10, 1) ERA: 6.75	0.1	S	2	0	0	0	0	1	0	0	0	0	0	2	6	0.00	3.000

PITCHER	IP	WLS	BF	H	R	ER	SO	BB	IBB	HBP	BLK	WP	HR	S	P	ERA	WHIP

BOTTOM

San Diego Padres @ Atlanta Braves

Turner Field, Atlanta, GA

Wed Oct 07 1998, 7:05 PM EDT

Att. 42,117 - Overcast - 74 F

livebaseballscorecards.com

AB	35
R	2
H	8
RBI	2
BB	4
SO	8
LOB	14

Batter	1	2	3	4	5	6	7	8	9	AB	R	H	RBI	BB	SO	LOB
Quilvio Veras, S (1, 4) OBP: 0.333, SLG: 0.261	C B F B F B X 3-2 ① F8		B B C X 2-1 G3 2B	C B C B B S 3-3 ③ K		B X 1-0 ③ 1-3 2-H 1B			C F B X 1-2 SH5-3 1-2 1B 1B	5	1	3	1	0	1	1
Steve Finley, L (1, 8) OBP: 0.381, SLG: 0.294	B C C X 1-2 ② G3		F L S 0-3 ① K		C B X 1-1 G6-4-3 1B		F X 0-1 ① G3-1		B B X 2-0 1B SH5-3 1-2 2-H 1B	5	0	2	1	0	1	1
Tony Gwynn, L (1, 9) OBP: 0.250, SLG: 0.333	F X 0-1 ③ G6-3		C F B B B F F R X 3-2 ② G3 2-3		F B X 1-1 ①② G6-4-3 1-2f		B F S X 1-2 1B		F X 0-1 ① SH5-3 1-2 2-3	4	0	1	0	0	0	2
Ken Caminiti, S (1, 5) OBP: 0.320, SLG: 0.300		B C B B B 4-1 BB BB BB	B B B B 4-0 BB BB		C B C B B F B 4-2 BB		B X 1-0 ② F9		I I I I 4-0 1B IBB	1	0	0	0	4	0	1
Wally Joyner, L (1, 3) OBP: 0.333, SLG: 0.417		C B 1 SAFE F B B B F B 4-2 1-2 BB BB	B B B B 4-0 1-2 BB		B B C 1 SAFE B C C 3-3 ③ K		S 1 SAFE F S 0-3 ③ K		B F B F B X 3-2 1-2 2-3 3-H 1B	3	0	1	1	2	2	2
Carlos Hernandez, R (1, 2) OBP: 0.391, SLG: 0.333		L X 0-1 ① B2	C F X 0-2 ③ F8			C B C S 1-3 ① K		C C B S 1-3 ① K	B X 1-0 ② P3	5	0	0	0	0	2	8
Ruben Rivera, R (1, 7) OBP: 0.077, SLG: 0.154		C B S B S 2-3 ② K		X 0-0 ① P3		C B X 1-1 ② F9		S F S 0-3 ② K	C S B F F S 1-3 ③ K	5	0	0	0	0	3	5
Chris Gomez, R (1, 6) OBP: 0.435, SLG: 0.333		B F B F F B B 4-2 1-2 2-3 BB	C X 0-1 2B			F C B B X 2-2 1B 1B 1B		C B B X 2-1 ③ G6-3		3	1	2	0	1	0	0
Kevin Brown, R (1, 1) OBP: 0.286, SLG: 0.286		B C 1 SAFE F F C 1-3 ③ K	L F B B X 2-2 ② G5-3			B S F X 1-2 1B 1-2 1B			X 0-0 E 1B 1B 1B	4	1	2	0	0	1	4
Inning Stats	R: 0 E: 0 K: 0 S: 9 H: 0 LOB: 0 BB: 0 P: 13	R: 0 E: 0 K: 2 S: 16 H: 0 LOB: 3 BB: 3 P: 31	R: 0 E: 0 K: 1 S: 13 H: 1 LOB: 3 BB: 2 P: 26	R: 0 E: 0 K: 1 S: 9 H: 1 LOB: 1 BB: 0 P: 14	R: 0 E: 0 K: 1 S: 10 H: 1 LOB: 1 BB: 1 P: 19	R: 1 E: 0 K: 1 S: 12 H: 3 LOB: 2 BB: 0 P: 18	R: 0 E: 0 K: 1 S: 9 H: 1 LOB: 1 BB: 0 P: 11	R: 0 E: 0 K: 2 S: 8 H: 0 LOB: 0 BB: 0 P: 11	R: 2 E: 1 K: 1 S: 16 H: 4 LOB: 3 BB: 1 P: 28	1B: 9 2B: 2 3B: 0 HR: 0 SF: 0 SAC: 1 DP: 1 HBP: 0						

TOP

San Diego Padres @ Atlanta Braves

Turner Field, Atlanta, GA

Thu Oct 08 1998, 7:05 PM EDT

Att. 43,083 - Unknown - 62 F

livebaseballscorecards.com

AB	35
R	3
H	11
RBI	3
BB	7
SO	10
LOB	24

WP: 0 PB: 0 SB: 0 CS: 0 PA: 43

PITCHER		IP	WLS	BF	H	R	ER	SO	BB	IBB	HBP	BLK	WP	HR	S	P	ERA	WHIP
Tom Glavine, L ERA: 1.38	(1, 1)	6.0	L	28	6	1	1	6	6	0	0	0	0	0	69	121	1.50	2.000
John Rocker, L ERA:	(7, 1)	1.0		4	1	0	0	1	0	0	0	0	0	0	9	11	0.00	1.000
Rudy Seanez, R ERA:	(8, 1)	1.0		3	0	0	0	2	0	0	0	0	0	0	8	11	0.00	0.000
Odalis Perez, L ERA: 18.0	(9, 1)	0.1		6	4	2	2	0	0	1	0	0	0	0	10	20	54.00	12.000
Kerry Ligtenberg, R ERA: 1.5	(9, 1)	0.2		2	0	0	0	1	0	0	0	0	0	0	6	8	0.00	0.000

PITCHER	IP	WLS	BF	H	R	ER	SO	BB	IBB	HBP	BLK	WP	HR	S	P	ERA	WHIP

Batter	1	2	3	4	5	6	7	8	9	AB	R	H	RBI	BB	SO	LOB
Walt Weiss, S (1, 6) OBP: 0.136, SLG: 0.095	C F B C 1-3 ① K		F X 0-1 ③ G3		X 0-0 ③ G3			S X 0-1 1B		3	0	0	0	0	1	1
Greg Colbrunn, R (8, PH) OBP: 0.500, SLG: 0.500										1	0	1	0	0	0	0
Marty Malloy, L (8, PR)										0	0	0	0	0	0	0
Odalis Perez, L (9, 1)										0	0	0	0	0	0	0
Kerry Ligtenberg, R (9, 1)										0	0	0	0	0	0	0
Keith Lockhart, L (1, 4) OBP: 0.350, SLG: 0.368	B F B B F S 3-3 ② K			B X 1-0 ① G4-3		C X 0-1 ① G4-3		C F F S 0-3 ③ K		4	0	0	0	0	2	1
10 Chipper Jones, S (1, 5) OBP: 0.348, SLG: 0.167	C B B F B F C 3-3 ③ K			B F B B X 3-1 WP BB 1B		B B S C B X 3-2 ② F8			C X 0-1 ① G3-1	4	0	1	0	0	1	0
Andres Galarraga, R (1, 3) OBP: 0.227, SLG: 0.150		B B B B 4-0 G3-6-1 BB BB		1 SAFE B S X 1-1 ② L3		B B C X 2-1 ③ G4-3			B S F S 1-3 ② K	3	0	0	0	1	1	1
Ryan Klesko, L (1, 7) OBP: 0.316, SLG: 0.375		B B C 1 SAFE B B 4-1 G3-6-1 1-2 BB		B B C B F B 4-2 WP 1-2 BB			S F S 0-3 ① K		C B S B C 2-3 ③ K	2	0	0	0	2	2	0
Javy Lopez, R (1, 2) OBP: 0.333, SLG: 0.500	C X 0-1 ① ② G3-6-1 1-2f 2-3			C B X 1-1 ③ F7 1-2 2-3			B F X 1-1 ② F8			3	0	0	0	0	0	4
Andruw Jones, R (1, 8) OBP: 0.200, SLG: 0.267	B B C B C X 3-2 ③ G6-3				B F C F S 1-3 ① K		S C F F B S 1-3 ③ K			3	0	0	0	0	2	1
Michael Tucker, L (1, 9) OBP: 0.400, SLG: 0.583			B C S S 1-3 ① K		F B C B B S 3-3 ② K			B F X 1-1 ① F7		3	0	0	0	0	2	0
Tom Glavine, L (1, 1) OBP: 0.500, SLG: 0.333			C X 0-1 ② G1-3		F X 0-1 1B			M F X 0-2 ② G4-3		2	0	1	0	0	0	0
John Rocker, R (7, 1)										0	0	0	0	0	0	0
Rudy Seanez, R (8, 1)										0	0	0	0	0	0	0
Ozzie Guillen, L (8, PH) OBP: 0.333, SLG: 0.333										1	0	0	0	0	0	0
(9, 6)																
Inning Stats	R: 0 E: 0 K: 3 S: 10 H: 0 LOB: 0 BB: 0 P: 17	R: 0 E: 0 K: 0 S: 6 H: 0 LOB: 1 BB: 2 P: 17	R: 0 E: 0 K: 1 S: 7 H: 0 LOB: 0 BB: 0 P: 8	R: 0 E: 0 K: 0 S: 9 H: 1 LOB: 2 BB: 1 P: 19	R: 0 E: 0 K: 2 S: 10 H: 1 LOB: 1 BB: 0 P: 14	R: 0 E: 0 K: 0 S: 7 H: 0 LOB: 0 BB: 0 P: 12	R: 0 E: 0 K: 2 S: 10 H: 0 LOB: 0 BB: 0 P: 12	R: 0 E: 0 K: 1 S: 11 H: 1 LOB: 1 BB: 0 P: 12	R: 0 E: 0 K: 2 S: 8 H: 0 LOB: 0 BB: 0 P: 11	1B: 3 2B: 0 3B: 0 HR: 0	SF: 0 SAC: 0 DP: 1 HBP: 0						

PITCHER	IP	WLS	BF	H	R	ER	SO	BB	IBB	HBP	BLK	WP	HR	S	P	ERA	WHIP
Kevin Brown, R (1, 1) ERA: 0.38	9.0	W	32	3	0	0	11	3	0	0	0	1	0	78	122	0.00	0.667

PITCHER	IP	WLS	BF	H	R	ER	SO	BB	IBB	HBP	BLK	WP	HR	S	P	ERA	WHIP

BOTTOM

San Diego Padres @ Atlanta Braves

Turner Field, Atlanta, GA

Thu Oct 08 1998, 7:05 PM EDT

Att. 43,083 - Unknown - 62 F

livebaseballscorecards.com

AB	29
R	0
H	3
RBI	0
BB	3
SO	11
LOB	8

1B: 3	SF: 0	WP: 1	PA: 32
2B: 0	SAC: 0	PB: 0	
3B: 0	DP: 1	SB: 0	
HR: 0	HBP: 0	CS: 0	

Batter	1	2	3	4	5	6	7	8	9	AB	R	H	RBI	BB	SO	LOB
Walt Weiss, S (1, 6) OBP: 0.222, SLG: 0.192	B C B F F C 2-3 ① K		F B F X 1-2 10 1B S 2-H 1B		C X 0-1 ① F7		C B C X 1-2 10 G6-3 1B		B C F F F B X 2-2 1B	5	0	3	1	0	1	0
Gerald Williams, R (1, 9) OBP: 0.111, SLG: 0.111	L X 0-1 ② P1		1 SAFE F B B 1 SAFE F 1 SAFE F F 3-3 ② B F S K 1-2		F B F F B F S 2-3 ② K		C B S S S 1-3 ① K		S B S S S 1-3 ① K	5	0	0	0	0	4	3
10 Chipper Jones, S (1, 5) OBP: 0.357, SLG: 0.182	B B B B 4-0 BB		C B B C B X 3-2 ③ 2-H 1B		B S S S 1-3 ③ K		X 0-0 ② ③ G6-3 1-2f		C B B F S 2-3 ② K	4	0	1	0	1	2	2
Andres Galarraga, R (1, 3) OBP: 0.296, SLG: 0.174	B F B S S S 2-3 ③ K			B F S B B B F B 4-2 G5-3 1B BB		B B B C F F B 4-2 SH5-4 1B BB		C B F F X 1-2 BB 1B	X 0-0 ③ F9	3	0	1	0	2	1	2
Andruw Jones, R (1, 8) OBP: 0.208, SLG: 0.263		S B B B X 3-1 ① G6-3		F F S 0-3 ① K		B X 1-0 SH5-4 1-2 1B		F X 0-1 ① F8		4	0	1	0	0	1	2
Eddie Pérez, R (1, 2) OBP: 0.375, SLG: 0.750 Marty Malloy, L (8, PR) Rudy Seanez, R (8, 1)		B C S X 1-2 ② G6-3		B 1 SAFE X 1-0 G5-3 1-2 1B		C X 0-1 ① SH5-4 1-2 2-3		B C S X 1-2 BB 1-2 1B		3 0 0	0 0 0	2 0 0	0 0 0	0 0 0	0 0 0	0 0 0
Danny Bautista, R (1, 7) OBP: 0.250, SLG: 0.500 Ryan Klesko, L (6, PH) OBP: 0.381, SLG: 0.375 (6, 7)		F F B F X 1-2 ③ F9		S X 0-1 ② G5-3 1-2 2-3		[illegible] 4-0 IBB		B C B C B F B 4-2 1-2 2-3 BB		2 0 0	0 0 0	0 0 0	0 0 2	0 0 0	0 2 0	2 0 0
Tony Graffanino, R (1, 4) Michael Tucker, L (6, PH) OBP: 0.375, SLG: 0.538 Keith Lockhart, L (6, 4) OBP: 0.333, SLG: 0.350			B B C F B F B 4-2 SH1-4 1B BB		[illegible] 4-0 IBB	C F F S 0-3 ② K		F X 0-1 ② F7		0 1 1	1 0 0	0 0 0	0 0 0	2 0 0	0 1 0	0 3 3
Greg Maddux, R (1, 1) OBP: 0.200, SLG: 0.400 Greg Colbrunn, R (6, PH) OBP: 0.400, SLG: 0.400 Dennis Martinez, R (6, 1) John Rocker, R (7, 1) Javy Lopez, R (8, PH) OBP: 0.313, SLG: 0.467 (8, 2)			X 0-0 ① SH1-4 1-2	X 0-0 ③ F7		B F B S F S 2-3 ③ K		C S S 0-3 ③ K		1 1 0 0 1	0 0 0 0 0	0 0 0 0 0	0 0 0 0 0	0 0 0 0 0	0 1 0 0 1	3 3 0 0 3
Inning Stats	R: 0 H: 0 E: 0 LOB: 1 K: 2 BB: 1 S: 9 P: 17	R: 0 H: 0 E: 0 LOB: 0 K: 0 BB: 0 S: 9 P: 14	R: 1 H: 2 E: 0 LOB: 2 K: 1 BB: 1 S: 16 P: 27	R: 0 H: 1 E: 0 LOB: 3 K: 1 BB: 2 S: 10 P: 19	R: 0 H: 0 E: 0 LOB: 0 K: 2 BB: 0 S: 10 P: 13	R: 0 H: 1 E: 0 LOB: 3 K: 2 BB: 2 S: 14 P: 25	R: 0 H: 1 E: 0 LOB: 0 K: 1 BB: 0 S: 7 P: 9	R: 0 H: 2 E: 0 LOB: 3 K: 1 BB: 1 S: 17 P: 23	R: 0 H: 1 E: 0 LOB: 1 K: 2 BB: 0 S: 12 P: 17	1B: 8 SF: 0 2B: 0 SAC: 2 3B: 0 DP: 1 HR: 0 HBP: 0						

PITCHER		IP	WLS	BF	H	R	ER	SO	BB	IBB	HBP	BLK	WP	HR	S	P	ERA	WHIP
Sterling Hitchcock, L ERA: 1.64	(1, 1)	5.0	W	22	3	1	1	6	4	1	0	0	0	0	57	97	1.80	1.400
Donne Wall, R ERA: 2.7	(6, 1)	2.0		8	2	0	0	3	0	1	0	0	0	0	18	27	0.00	1.000
Dan Miceli, R ERA: 2.45	(8, 1)	0.1		3	2	0	0	0	0	0	0	0	0	0	9	11	0.00	6.000
Randy Myers, L ERA:	(8, 1)	0.1		2	0	0	0	0	1	0	0	0	0	0	5	9	0.00	3.000
Trevor Hoffman, R ERA: 1.42	(8, 1)	1.1	S	5	1	0	0	3	0	0	0	0	0	0	15	20	0.00	0.750

PITCHER	IP	WLS	BF	H	R	ER	SO	BB	IBB	HBP	BLK	WP	HR	S	P	ERA	WHIP

TOP

Atlanta Braves @ San Diego Padres

Qualcomm Stadium, San Diego, CA

Sat Oct 10 1998, 6:33 AM EDT

Att. 62,799 - Sunny - 72 F

livebaseballscorecards.com

AB	31
R	1
H	8
RBI	1
BB	7
SO	12
LOB	26

WP: 0	PA: 40															
PB: 0																
SB: 1																
CS: 0																

Atlanta Braves @ San Diego Padres

Qualcomm Stadium, San Diego, CA

Sat Oct 10 1998, 6:33 AM EDT

Att. 62,799 - Sunny - 72 F

livebaseballscorecards.com

BOTTOM

Batter	1	2	3	4	5	6	7	8	9	AB	R	H	RBI	BB	SO	LOB
Quilvio Veras, S (1, 4) OBP: 0.323, SLG: 0.231	C F S 0-3 ① K		C B S F X 1-2 ① G3-1		C X 0-1 ② G1-3 1-2		F B S B B B 4-2 CS BB			3	0	0	0	1	1	1
Steve Finley, L (1, 8) OBP: 0.400, SLG: 0.381	X 0-0 FC3-6 1B		B T F B F X 2-2 ② F8		B F X 1-1 1B 2-H 2B		1 SAFE S X 0-1 ②③ G3-1 1-2			4	1	2	1	0	0	1
Tony Gwynn, L (1, 9) OBP: 0.250, SLG: 0.296	1 SAFE F 1 SAFE F X 0-2 ② FC3-6 BB E 1-2f		B B C X 2-1 ③ G4-3		I I B I 4-0 1B IBB			C F B X 1-2 ① G4-3		3	0	0	0	1	0	1
Ken Caminiti, S (1, 5) OBP: 0.310, SLG: 0.292	1 SAFE B B X 2-0 E3 BB 1-2			B C F F B F B F X 3-2 ① F9	B X 1-0 1B 1-3 2-H			S B F B S 2-3 ② K		4	0	1	1	0	1	1
Wally Joyner, L (1, 3) OBP: 0.368, SLG: 0.357	B B C B C B 4-2 BB 1-2 2-3			B C F B X 2-2 ② F7	C C 1 SAFE X 0-2 ③ F7			B B F F B B 4-2 2B E BB		2	1	0	0	2	0	2
Jim Leyritz, R (1, 2) OBP: 0.313, SLG: 0.929 Carlos Hernandez, R (7, 2) OBP: 0.417, SLG: 0.409	F B F F S 1-3 ③ K			H 1-0 HBP		B X 1-0 ① F8		X 0-0 E7 1-H PB 2B		2 1	0 1	0 1	0 1	0 0	1 0	3 0
John Vander Wal, L (1, 7) OBP: 0.333, SLG: 0.667 Ruben Rivera, R (7, 7) OBP: 0.143, SLG: 0.214		X 0-0 G5-4-3 1B		1 SAFE C B S C 1-3 ③ K		X 0-0 ② F7		B B X 2-0 S 3-H 1B		3 1	0 0	1 1	0 0	0 0	1 0	1 0
Chris Gomez, R (1, 6) OBP: 0.370, SLG: 0.273		X 0-0 ①② G5-4-3 1-2f			C X 0-1 ① F9	B X 1-0 ③ G6-3		F S S 0-3 ③ K 1-2		4	0	0	0	0	1	2
Sterling Hitchcock, L (1, 1) OBP: 0.250, SLG: 0.250 Donne Wall, R (6, 1) Mark Sweeney, L (7, PH) Dan Miceli, R (8, 1) Randy Myers, L (8, 1) Trevor Hoffman, R (8, 1)		C B S B F X 2-2 ③ G6-3			X 0-0 G1-3 2B 1B		B F S T B S 2-3 ① K			2 0 1 0 0 0	1 0 0 0 0 0	1 0 0 0 0 0	0 0 0 0 0 0	0 0 1 0 0 0	0 0 0 0 0 0	0 0 0 0 0 0
Inning Stats	R: 0 H: 1 E: 1 LOB: 3 K: 2 BB: 1 S: 15 P: 22	R: 0 H: 1 E: 0 LOB: 0 K: 0 BB: 0 S: 6 P: 8	R: 0 H: 0 E: 0 LOB: 0 K: 0 BB: 0 S: 10 P: 15	R: 0 H: 0 E: 0 LOB: 1 K: 1 BB: 0 S: 12 P: 19	R: 2 H: 3 E: 0 LOB: 2 K: 0 BB: 1 S: 11 P: 17	R: 0 H: 0 E: 0 LOB: 0 K: 0 BB: 0 S: 3 P: 5	R: 0 H: 0 E: 0 LOB: 0 K: 1 BB: 1 S: 8 P: 14	R: 2 H: 2 E: 1 LOB: 1 K: 2 BB: 1 S: 13 P: 22		1B: 5 SF: 0 2B: 2 SAC: 0 3B: 0 DP: 1 HR: 0 HBP: 1						

	AB	30
	R	4
	H	7
	RBI	2
	BB	4
	SO	6
	LOB	12

WP: 0 PA: 35
PB: 1
SB: 1
CS: 1

PITCHER		IP	WLS	BF	H	R	ER	SO	BB	IBB	HBP	BLK	WP	HR	S	P	ERA	WHIP
Greg Maddux, R ERA: 3.0	(1, 1)	5.0	L	23	5	2	2	3	1	1	1	0	0	0	54	81	3.60	1.200
Dennis Martinez, R ERA:	(6, 1)	1.0		3	0	0	0	0	0	0	0	0	0	0	3	5	0.00	0.000
John Rocker, L ERA:	(7, 1)	1.0		3	0	0	0	1	1	0	0	0	0	0	8	14	0.00	1.000
Rudy Seanez, R ERA: 6.0	(8, 1)	1.0		6	2	2	2	2	1	0	0	0	0	0	13	22	18.00	3.000

PITCHER	IP	WLS	BF	H	R	ER	SO	BB	IBB	HBP	BLK	WP	HR	S	P	ERA	WHIP

Atlanta Braves @ San Diego Padres

Qualcomm Stadium, San Diego, CA

Sun Oct 11 1998, 6:33 AM EDT

Att. 65,042 - Sunny - 73 F

TOP

livebaseballscorecards.com

Batter	1	2	3	4	5	6	7	8	9	AB	R	H	RBI	BB	SO	LOB
Ozzie Guillen, L (1, 6) OBP: 0.250, SLG: 0.250	B B C F B F X 3-2 L6 ①		C X 0-1 F8 ③			C F X 0-2 F8 ① C B X 1-1 1B HR 1B 2-H			F X 0-1 G4-3 ①	5	1	1	1	0	0	0
Keith Lockhart, L (1, 4) OBP: 0.346, SLG: 0.440	B B C X 2-1 F7 ②			X 0-0 10 1B 3B		C B B F F C 2-3 K ② C S F X 0-2 10 BB HR 1B 2-3			S X 0-1 F9 ②	5	2	2	0	0	1	0
10 Chipper Jones, S (1, 5) OBP: 0.394, SLG: 0.269	C F B X 1-2 G4-3 ③			B F C X 1-2 G6-4-3 1B 3-H		B X 1-0 1B 2B B C B B C F B 4-2 HR BB 1-2			C B X 1-1 G6-3 ③	4	2	2	1	1	0	0
Andres Galarraga, R (1, 3) OBP: 0.355, SLG: 0.320		B B B B 4-0 G1-3 BB		X 0-0 G6-4-3 ① ② 1-2f		F B S B B B B 4-2 1B BB B X 1-0 1-H 2-H 3-H HR				2	1	1	4	2	0	1
Ryan Klesko, L (1, 7) OBP: 0.360, SLG: 0.350		C B X 1-1 G1-3 ① 1-2		B C S X 1-2 G6-3 ③		F B X 1-1 1-3 2-H 1B ③ C B B C B F C 3-3 K ③				4	0	1	1	0	1	1
John Rocker, R (7, 1)										0	0	0	0	0	0	0
Odalis Perez, L (8, 1)										0	0	0	0	0	0	0
Rudy Seanez, R (8, 1)										0	0	0	0	0	0	0
Kerry Ligtenberg, R (9, 1)										0	0	0	0	0	0	0
Javy Lopez, R (1, 2) OBP: 0.300, SLG: 0.579		S F S 0-3 K ②			C F F S 0-3 K ①		X 0-0 HR C X 0-1 G4-3 ①			4	1	1	1	0	2	1
Andruw Jones, R (1, 8) OBP: 0.250, SLG: 0.304		B B S B C S 3-3 K ③			F B X 1-1 F7 ②		X 0-0 WP 1B 1B X 0-0 1B FC5-4-2 1B			4	1	2	0	0	1	1
Michael Tucker, L (1, 9) OBP: 0.389, SLG: 0.533		C S B S 1-3 K ①			F S B B B X 2-2 1B		B C 1 SAFE B 1 SAFE 1 SAFE F F B X 3-2 F7 ① X 0-0 FC5-4-2 1-3 1B			2	0	1	0	0	1	0
Gerald Williams, R (7, PH) OBP: 0.182, SLG: 0.182										2	0	1	0	0	0	1
(7, 9)																
Denny Neagle, L (1, 1)			F B B C X 2-2 L7 ②		B B C C X 2-2 F8 ③		1 SAFE C 1 SAFE 1 SAFE S B X 1-2 G5-3 ② B X 1-0 1-2 3-H FC5-4-2 ② ③			2	0	0	0	0	0	1
Dennis Martinez, R (6, 1)										0	0	0	0	0	0	0
Greg Colbrunn, R (7, PH) OBP: 0.333, SLG: 0.333										1	0	0	0	0	0	1
Danny Bautista, R (7, 7) OBP: 0.200, SLG: 0.400										1	0	0	0	0	0	2
Inning Stats	R: 0 E: 0 K: 0 S: 10 H: 0 LOB: 0 BB: 0 P: 16	R: 0 E: 0 K: 2 S: 8 H: 0 LOB: 1 BB: 1 P: 16	R: 0 E: 0 K: 1 S: 8 H: 0 LOB: 0 BB: 0 P: 11	R: 1 E: 0 K: 0 S: 8 H: 2 LOB: 0 BB: 0 P: 10	R: 0 E: 0 K: 1 S: 12 H: 1 LOB: 1 BB: 0 P: 17	R: 1 E: 0 K: 1 S: 12 H: 2 LOB: 2 BB: 1 P: 20	R: 6 E: 0 K: 1 S: 23 H: 5 LOB: 0 BB: 1 P: 36	R: 0 E: 0 K: 0 S: 5 H: 2 LOB: 1 BB: 0 P: 6	R: 0 E: 0 K: 0 S: 6 H: 0 LOB: 0 BB: 0 P: 7	1B: 8 2B: 2 3B: 1 HR: 2 SF: 0 SAC: 0 DP: 2 HBP: 0	WP: 1 PB: 0 SB: 0 CS: 0 PA: 39					

	AB	36
	R	8
	H	12
	RBI	8
	BB	3
	SO	6
	LOB	9

PITCHER		IP	WLS	BF	H	R	ER	SO	BB	IBB	HBP	BLK	WP	HR	S	P	ERA	WHIP
Joey Hamilton, R ERA: 3.86	(1, 1)	6.0	L	25	7	4	4	5	2	0	0	0	0	1	60	92	6.00	1.500
Randy Myers, L ERA: 16.2	(7, 1)	0.2		5	2	0	0	0	1	0	0	0	1	0	16	25	0.00	4.500
Dan Miceli, R ERA: 4.5	(7, 1)	0.1		2	1	4	4	1	0	0	0	0	0	1	5	9	108.00	3.000
Brian Boehringer, R ERA:	(8, 1)	1.0		4	2	0	0	0	0	0	0	0	0	0	5	6	0.00	2.000
24 Mark Langston, L ERA:	(9, 1)	1.0		3	0	0	0	0	0	0	0	0	0	0	6	7	0.00	0.000

PITCHER	IP	WLS	BF	H	R	ER	SO	BB	IBB	HBP	BLK	WP	HR	S	P	ERA	WHIP

BOTTOM

Atlanta Braves @ San Diego Padres

Qualcomm Stadium, San Diego, CA

Sun Oct 11 1998, 6:33 AM EDT

Att. 65,042 - Sunny - 73 F

livebaseballscorecards.com

Batter	1	2	3	4	5	6	7	8	9	AB	R	H	RBI	BB	SO	LOB
Quilvio Veras, S (1, 4) OBP: 0.306, SLG: 0.200	F9		2B BB		K		K		K	4	1	0	0	1	3	1
Steve Finley, L (1, 8) OBP: 0.379, SLG: 0.360	FC5-4 1B		F7		G4-3		G5-3			4	0	1	0	0	0	1
Tony Gwynn, L (1, 9) OBP: 0.250, SLG: 0.323	K		1B 1B 1-H 2B		G3-1			K		4	1	1	1	0	2	1
Ken Caminiti, S (1, 5) OBP: 0.333, SLG: 0.296	FC5-4 1-2f		1B 2-3 1B			F9		1B BB		3	0	1	0	1	0	1
Jim Leyritz, R (1, 3) OBP: 0.368, SLG: 1.059 Wally Joyner, L (7, 3) OBP: 0.400, SLG: 0.400		K	2B 1-2 3-H 1B			HR		G6-4-3 1-2 1B		3 1	1 0	2 1	2 0	0 0	1 0	0 0
Carlos Hernandez, R (1, 2) OBP: 0.393, SLG: 0.385		1B	K			F6-3		G6-4-3 1-2f		4	0	1	0	0	1	4
Ruben Rivera, R (1, 7) OBP: 0.176, SLG: 0.294 Mark Sweeney, L (9, PH)		K	G1-3			2B			G4-3	3 1	0 0	1 0	0 0	0 0	1 0	1 0
Chris Gomez, R (1, 6) OBP: 0.333, SLG: 0.240 Dan Miceli, R (7, 1) Brian Boehringer, S (8, 1) 24 Mark Langston, R (9, 1) Greg Myers, L (9, PH)	SAFE	K	F9			G4-3			BLK BB	3 0 0 0 0	0 0 0 0 0	0 0 0 0 1	0 0 0 0 0	0 0 0 0 0	1 0 0 0 0	2 0 0 0 0
Joey Hamilton, R (1, 1) Randy Myers, L (7, 1) Andy Sheets, R (7, 6) John Vander Wal, L (9, PH) OBP: 0.286, SLG: 0.571			K	F8			K		1-2	2 0 1 1	0 0 0 0	0 0 0 0	0 0 0 0	1 0 1 1	0 0 0 1	0 0 0 1

	AB	34
	R	3
	H	8
	RBI	3
	BB	3
	SO	12
	LOB	12

Inning Stats										
	R: 0	H: 1	R: 0	H: 1	R: 2	H: 3	R: 0	H: 0	R: 0	H: 0
	E: 0	LOB: 1	E: 0	LOB: 1	E: 0	LOB: 2	E: 0	LOB: 0	E: 0	LOB: 0
	K: 1	BB: 0	K: 3	BB: 0	K: 2	BB: 1	K: 0	BB: 0	K: 1	BB: 0
	S: 10	P: 14	S: 10	P: 16	S: 13	P: 22	S: 5	P: 10	S: 8	P: 10

Inning Stats										
	R: 1	H: 2	R: 0	H: 0	R: 0	H: 1	R: 0	H: 0	1B: 5	SF: 0
	E: 0	LOB: 1	E: 0	LOB: 0	E: 0	LOB: 1	E: 0	LOB: 1	2B: 2	SAC: 0
	K: 0	BB: 0	K: 2	BB: 0	K: 1	BB: 1	K: 2	BB: 1	3B: 0	DP: 1
	S: 12	P: 19	S: 8	P: 11	S: 10	P: 18	S: 11	P: 18	HR: 1	HBP: 0

WP: 0 PB: 0 SB: 0 CS: 0 PA: 37

PITCHER		IP	WLS	BF	H	R	ER	SO	BB	IBB	HBP	BLK	WP	HR	S	P	ERA	WHIP
Denny Neagle, L ERA: 4.76	(1, 1)	5.2		25	7	3	3	7	1	0	0	0	0	1	56	88	4.76	1.412
Dennis Martinez, R ERA:	(6, 1)	0.1	W	1	0	0	0	0	0	0	0	0	0	0	2	3	0.00	0.000
John Rocker, L ERA:	(7, 1)	1.1		4	0	0	0	3	0	0	0	0	0	0	12	18	0.00	0.000
Odalis Perez, L ERA: 18.0	(8, 1)	0.0		2	1	0	0	0	1	0	0	0	0	0	5	9	∞	∞
Rudy Seanez, R ERA: 4.91	(8, 1)	0.2		1	0	0	0	0	0	0	0	0	0	0	1	2	0.00	0.000

PITCHER		IP	WLS	BF	H	R	ER	SO	BB	IBB	HBP	BLK	WP	HR	S	P	ERA	WHIP
Kerry Ligtenberg, R ERA: 1.29	(9, 1)	1.0		4	0	0	0	2	1	0	0	1	0	0	11	18	0.00	1.000

Batter	1	2	3	4	5	6	7	8	9	AB	R	H	RBI	BB	SO	LOB
Ozzie Guillen, L (1, 6) OBP: 0.385, SLG: 0.385	C X 0-1 10 G6-3 1B		C B B C X 2-2 10 1B 1B	C X 0-1 F8			B C X 1-1 1B	C F S 0-3 K		5	0	3	0	0	1	3
Keith Lockhart, L (1, 4) OBP: 0.310, SLG: 0.393 Greg Colbrunn, R (7, PH) OBP: 0.286, SLG: 0.286 Tony Graffanino, R (7, 4) OBP: 1.000, SLG: 2.000	F B 1 SAFE B X 2-1 F7		F C 1 SAFE F F F B B X 2-2 F7		C S X 0-2 G6-3		B S F F B 1 SAFE S 2-3 K	C C B X 2-2 E6 1-H 2B		3 1 1	0 0 1	0 0 1	0 0 1	0 0 1	0 1 0	2 1 0
10 Chipper Jones, S (1, 5) OBP: 0.395, SLG: 0.267	B C B B X 3-1 G6-3 1-2		X 0-0 1-3 1B		B B X 2-0 G3		C F B F 1 SAFE B F B X 3-2 F7	B B B B 4-0 BB		4	0	1	0	1	0	2
Andres Galarraga, R (1, 3) OBP: 0.306, SLG: 0.267	B F B X 2-1 G2-3		B B S F X 2-2 F7		B X 1-0 F8		B B C B C F X 3-2 P4	C B S X 1-2 G5-3		5	0	0	0	0	0	5
Ryan Klesko, L (1, 7) OBP: 0.345, SLG: 0.304 Gerald Williams, R (8, 7) OBP: 0.167, SLG: 0.167 (9, 9)		F B B X 2-1 G4-3		F F B X 1-2 F9		B X 1-0 G3-1		C F B B F B F F B 4-2 1B HR BB	C X 0-1 F8	3 1	1 0	0 0	0 0	1 0	0 0	0 0
Javy Lopez, R (1, 2) OBP: 0.333, SLG: 0.565 Marty Malloy, L (8, PR) Eddie Pérez, R (8, 2) OBP: 0.444, SLG: 0.778		S B F F S 1-3 K		B B C X 2-1 1B 1B 1B		B X 1-0 G6-3		X 0-0 1-2 HR 1B	B B X 2-0 1B	4 0 1	1 1 0	2 0 1	0 0 0	0 0 0	1 0 0	0 0 0
Andruw Jones, R (1, 8) OBP: 0.303, SLG: 0.333		B B S B S B 4-2 BB		B B X 2-0 1B 29 CS 1-2 1B		X 0-0 S 1B 1B		B C S X 1-2 P3	F S B F X 1-2 P5	4	1	2	0	1	0	3
Michael Tucker, L (1, 9) OBP: 0.435, SLG: 0.700 Kerry Ligtenberg, R (9, 1) Greg Maddux, R (9, 1) OBP: 0.200, SLG: 0.400		S 1 SAFE C B X 1-2 G3-1		S B S X 1-2 29 1B 29 CS 1-3 2-H 1B		S X 0-1 1-H 1B		B B B C F X 3-2 1-H 2-H HR	B S B B S S 3-3 K	5 0 0	1 0 0	3 0 0	5 0 0	0 0 0	1 0 0	2 0 0
29 John Smoltz, R (1, 1) OBP: 0.375, SLG: 0.286 John Rocker, R (7, 1) Rudy Seanez, R (8, 1) Danny Bautista, R (9, 7) OBP: 0.200, SLG: 0.400			X 0-0 G3	F B X 2-1 1-3 3-H 1B		S S S 0-3 K		B B F B B 4-1 E BB		3 0 0 0	0 1 0 0	1 0 0 0	0 0 0 0	1 1 0 0	1 0 0 0	1 0 0 0

TOP

Atlanta Braves @ San Diego Padres

Qualcomm Stadium, San Diego, CA

Mon Oct 12 1998, 10:05 PM EDT

Att. 58,988 - Cloudy - 72 F

livebaseballscorecards.com

AB	40
R	7
H	14
RBI	6
BB	4
SO	5
LOB	19

Inning Stats	1	2	3	4	5	6	7	8	9
	R: 0 E: 0 K: 0 S: 8	H: 1 LOB: 1 BB: 0 P: 15	R: 0 E: 0 K: 1 S: 11	H: 0 LOB: 1 BB: 1 P: 19	R: 0 E: 0 K: 0 S: 14	H: 2 LOB: 2 BB: 0 P: 20	R: 1 E: 0 K: 0 S: 13	H: 4 LOB: 2 BB: 0 P: 21	R: 0 E: 0 K: 0 S: 5	H: 0 LOB: 0 BB: 0 P: 8
	R: 1 E: 0 K: 1 S: 8	H: 2 LOB: 1 BB: 0 P: 10	R: 0 E: 0 K: 1 S: 15	H: 1 LOB: 1 BB: 0 P: 24	R: 5 E: 1 K: 1 S: 22	H: 3 LOB: 1 BB: 3 P: 41	R: 0 E: 0 K: 1 S: 10	H: 1 LOB: 1 BB: 0 P: 16	1B: 12 2B: 1 3B: 0 HR: 1	SF: 0 SAC: 0 DP: 0 HBP: 0

WP: 0 PB: 0 SB: 1 CS: 2 PA: 44

PITCHER		IP	WLS	BF	H	R	ER	SO	BB	IBB	HBP	BLK	WP	HR	S	P	ERA	WHIP
Andy Ashby, R ERA: 3.18	(1, 1)	6.0		27	9	2	2	2	1	0	0	0	0	0	59	93	3.00	1.667
24 Mark Langston, L ERA:	(7, 1)	0.0		1	1	0	0	0	0	0	0	0	0	0	2	3	∞	∞
Kevin Brown, R ERA: 1.44	(7, 1)	1.1	L	7	2	4	4	1	1	0	0	0	0	1	25	41	27.00	2.250
Donne Wall, R ERA: 4.5	(8, 1)	0.2		5	1	1	0	1	2	0	0	0	0	0	10	21	0.00	4.500
Brian Boehringer, R ERA:	(9, 1)	0.2		3	1	0	0	0	0	0	0	0	0	0	7	10	0.00	1.500

PITCHER		IP	WLS	BF	H	R	ER	SO	BB	IBB	HBP	BLK	WP	HR	S	P	ERA	WHIP
Randy Myers, L ERA: 13.5	(9, 1)	0.1		1	0	0	0	1	0	0	0	0	0	0	3	6	0.00	0.000

Batter	1	2	3	4	5	6	7	8	9	AB	R	H	RBI	BB	SO	LOB
Quilvio Veras, S (1, 4) OBP: 0.317, SLG: 0.229	F B X 1-1 ① G2-3		C F S 0-3 ① K		B S B B X 3-1 1B		F S B X 1-2 E3 FC3-2 1-3 1B		F B B X 2-1 ② G6-3	5	0	2	0	0	1	0
Steve Finley, L (1, 8) OBP: 0.382, SLG: 0.321	B B B B 4-0 HR BB		S S S 0-3 ② K		S 1 SAFE B X 1-1 ③ G1-3		B S X 1-1 ② FC3-2 1-2 3-H		B F F B B F B 4-2 BB	3	1	0	0	2	1	3
Tony Gwynn, L (1, 9) OBP: 0.216, SLG: 0.278	X 0-0 ② F7		S B B B X 3-1 ③ G4-3			S B X 1-1 ① F8	B B X 2-0 ③ G6-3		1 SAFE C 1 SAFE 1 SAFE X 0-1 ③ G3	5	0	0	0	0	0	4
Ken Caminiti, S (1, 5) OBP: 0.324, SLG: 0.387	X 0-0 1-H HR			B B C F X 2-2 ① G3-1		B B S X 2-1 ② G6-3		B X 1-0 ① F8		4	1	1	2	0	0	0
Wally Joyner, L (1, 3) OBP: 0.435, SLG: 0.444 Andy Sheets, R (8, PH) Brian Boehringer, S (9, 1) Randy Myers, L (9, 1)	B X 1-0 1B			B C B S X 2-2 ② G1-3		C F B B F B X 3-2 HR 1B		F F B B X 2-2 ② G6-3		3 1 0 0	1 0 0 0	2 0 0 0	0 0 0 0	0 0 0 0	0 0 0 0	0 0 0 0
John Vander Wal, L (1, 7) OBP: 0.400, SLG: 0.900 24 Mark Langston, R (7, 1) Kevin Brown, R (7, 1) OBP: 0.286, SLG: 0.286 Donne Wall, R (8, 1) Jim Leyritz, R (8, PH) OBP: 0.350, SLG: 1.000 (9, 3)	X 0-0 ③ G1-3			X 0-0 1B		F C X 0-2 1-H HR		X 0-0 ③ G1-3		3 0 0 0 1	1 0 0 0 0	2 0 0 0 0	2 0 0 0 0	0 0 0 0 0	0 0 0 0 0	1 0 0 0 0
Carlos Hernandez, R (1, 2) OBP: 0.387, SLG: 0.379 Mark Sweeney, L (9, PH)		S B C F S 1-3 ① K		C B S 1 SAFE 1-3 ③ K2-3		X 0-0 ③ 1B			B B B B 4-0 HR BB	3 0	0 1	1 0	0 0	0 1	2 0	1 0
Chris Gomez, R (1, 6) OBP: 0.333, SLG: 0.250 Greg Myers, L (9, PH) OBP: 1.000, SLG: 4.000		B S X 1-1 ② G4-3			F F S 0-3 ① K		C X 0-1 E1 1B FC3-2 1B		B C C B B X 3-2 1-H HR	3 1	0 1	1 1	0 2	0 0	1 0	0 0
Andy Ashby, R (1, 1) Ruben Rivera, R (7, 7) OBP: 0.167, SLG: 0.278 Greg Vaughn, R (9, PH) OBP: 0.263, SLG: 0.474		B S C S 1-3 ③ K			S B S C 1-3 ② K		B F 1 SAFE F S 1-3 ① K		C C S 0-3 ① K	2 1 1	0 0 0	0 0 0	0 0 0	0 0 0	2 1 1	0 1 0
Inning Stats	R: 2 H: 2 E: 0 LOB: 1 K: 0 BB: 1 S: 6 P: 12	R: 0 H: 0 E: 0 LOB: 0 K: 2 BB: 0 S: 9 P: 12	R: 0 H: 0 E: 0 LOB: 0 K: 2 BB: 0 S: 8 P: 11	R: 0 H: 1 E: 0 LOB: 1 K: 1 BB: 0 S: 10 P: 15	R: 0 H: 1 E: 0 LOB: 1 K: 2 BB: 0 S: 10 P: 15	R: 2 H: 3 E: 0 LOB: 2 K: 0 BB: 0 S: 12 P: 18	R: 0 H: 2 E: 1 LOB: 2 K: 1 BB: 0 S: 11 P: 16	R: 0 H: 0 E: 0 LOB: 0 K: 0 BB: 0 S: 5 P: 8	R: 2 H: 1 E: 0 LOB: 1 K: 1 BB: 2 S: 13 P: 26	1B: 7 SF: 0 2B: 0 SAC: 0 3B: 0 DP: 0 HR: 3 HBP: 0						

PITCHER		IP	WLS	BF	H	R	ER	SO	BB	IBB	HBP	BLK	WP	HR	S	P	ERA	WHIP
29 John Smoltz, R ERA: 2.95	(1, 1)	6.2		29	9	4	4	8	1	0	0	0	0	2	65	96	5.40	1.500
John Rocker, L ERA:	(7, 1)	1.0	W	3	0	0	0	0	0	0	0	0	0	0	5	10	0.00	0.000
Rudy Seanez, R ERA: 4.5	(8, 1)	0.1		1	0	0	0	0	0	0	0	0	0	0	1	1	0.00	0.000
Kerry Ligtenberg, R ERA: 3.86	(9, 1)	0.0		2	1	2	2	0	1	0	0	0	0	1	3	10	∞	∞
Greg Maddux, R ERA: 2.77	(9, 1)	1.0	S	4	0	0	0	1	1	0	0	0	0	0	10	16	0.00	1.000

PITCHER	IP	WLS	BF	H	R	ER	SO	BB	IBB	HBP	BLK	WP	HR	S	P	ERA	WHIP

BOTTOM

Atlanta Braves @ San Diego Padres

Qualcomm Stadium, San Diego, CA

Mon Oct 12 1998, 10:05 PM EDT

Att. 58,988 - Cloudy - 72 F

livebaseballscorecards.com

AB	36
R	6
H	10
RBI	6
BB	3
SO	9
LOB	10

1B: 7	SF: 0	WP: 0	PA: 39
2B: 0	SAC: 0	PB: 0	
3B: 0	DP: 0	SB: 0	
HR: 3	HBP: 0	CS: 0	

Batter	1	2	3	4	5	6	7	8	9	AB	R	H	RBI	BB	SO	LOB
Quilvio Veras, S (1, 4) OBP: 0.326, SLG: 0.231	BBBB 4-0 G6-4-3 BB		CBCBBX 3-2 ② G5-3		BX 1-0 ③ G4-3	BFX 1-1 1B 1-2 3-H 1B		CBX 1-1 ③ G5-3		4	0	1	1	1	0	1
Tony Gwynn, L (1, 9) OBP: 0.238, SLG: 0.293	CX 0-1 ①② G6-4-3 1-2f		CBBBFX 2-2 1B 1B			G3 0-0 ① 1-2 2-3 1B			BBBBCX 3-1 ① G6-3	5	0	2	0	0	0	1
Trevor Hoffman, R (9, 1)										0	0	0	0	0	0	0
Greg Vaughn, R (1, 7) OBP: 0.333, SLG: 0.478	BBSBFX 3-2 ③ F8		BFFX 1-2 1B			FSS 3-1 1B G5-3 1B			BBCSBB 4-2 BB	4	1	2	0	1	0	3
Ken Caminiti, S (1, 5) OBP: 0.333, SLG: 0.389		BCX 1-1 G5-3 1B	BCCS 1-3 ③ K			BCFFBBX 3-2 G5-3 1-3 1B 1B	BBX 2-0 ① G1-3		BCSC 1-3 ② K	5	1	2	0	0	2	3
Jim Leyritz, R (1, 2) OBP: 0.292, SLG: 0.818		BFBSBFX 3-2 ① G5-3 1-2		BBFBX 3-2 ① L8		BBCCSBFX 3-2 ② G5-3 1-2 3-H	CBBFFX 2-2 ② G5-3		BBCCCS 2-3 ③ K	4	0	0	1	0	0	2
Joey Hamilton, R (7, 1)										0	0	0	0	0	0	0
Ruben Rivera, R (9, PH) OBP: 0.158, SLG: 0.263										1	0	0	0	0	1	1
(9, 9)																
Wally Joyner, L (1, 3) OBP: 0.407, SLG: 0.409		CBSSS 1-3 ② K		BCBFFBX 3-2 ② G3		BCFX 1-2 BB 1B E 2-H 1B	SBBFBX 3-2 ③ F8			4	1	1	1	0	1	1
Steve Finley, L (1, 8) OBP: 0.395, SLG: 0.323		BBCCBB 4-2 BB		CBBSFFX 2-2 ③ F9		X 0-0 BB 1-2 E 1B		CX 0-1 ① G4-3		3	1	1	0	1	0	0
Chris Gomez, R (1, 6) OBP: 0.324, SLG: 0.226		BBFFX 2-2 ③ G4-3			BBCX 2-1 ① G6-3	BBBB 4-0 E 1-2 2-3 1B BB		X 0-0 ② P4		3	1	0	0	1	0	2
Sterling Hitchcock, L (1, 1) OBP: 0.143, SLG: 0.143			BCX 1-1 ① G5-3		CCBFBX 2-2 ② G1-3	SCX 0-2 E7 1B 1B 1-3 2-H 3-H		BBX 2-0 1B		3	0	0	0	0	0	1
Brian Boehringer, S (6, 1)										0	0	0	0	0	0	0
24 Mark Langston, R (7, 1)										0	0	0	0	0	0	0
Carlos Hernandez, R (7, 2) OBP: 0.406, SLG: 0.400										1	0	1	0	0	0	0
Inning Stats	R: 0 E: 0 K: 0 S: 5 H: 0 LOB: 0 BB: 1 P: 12	R: 0 E: 0 K: 1 S: 14 H: 1 LOB: 2 BB: 1 P: 25	R: 0 E: 0 K: 1 S: 14 H: 2 LOB: 2 BB: 0 P: 22	R: 0 E: 0 K: 0 S: 12 H: 0 LOB: 0 BB: 0 P: 20	R: 0 E: 0 K: 0 S: 7 H: 0 LOB: 0 BB: 0 P: 12	R: 5 E: 1 K: 0 S: 23 H: 6 LOB: 3 BB: 1 P: 38	R: 0 E: 0 K: 0 S: 8 H: 0 LOB: 0 BB: 0 P: 15	R: 0 E: 0 K: 0 S: 6 H: 1 LOB: 1 BB: 0 P: 9	R: 0 E: 0 K: 2 S: 10 H: 0 LOB: 1 BB: 1 P: 20	1B: 10 2B: 0 3B: 0 HR: 0 SF: 0 SAC: 0 DP: 1 HBP: 0						

PITCHER		IP	WLS	BF	H	R	ER	SO	BB	IBB	HBP	BLK	WP	HR	S	P	ERA	WHIP
Tom Glavine, L ERA: 1.93	(1, 1)	5.2	L	27	7	5	2	2	3	0	0	0	0	0	70	123	3.18	1.765
John Rocker, L ERA:	(6, 1)	0.0		2	2	0	0	0	0	0	0	0	0	0	4	5	∞	∞
Dennis Martinez, R ERA:	(6, 1)	1.1		4	0	0	0	0	0	0	0	0	0	0	9	16	0.00	0.000
Denny Neagle, L ERA: 3.52	(8, 1)	2.0		8	1	0	0	2	1	0	0	0	0	0	16	29	0.00	1.000

PITCHER	IP	WLS	BF	H	R	ER	SO	BB	IBB	HBP	BLK	WP	HR	S	P	ERA	WHIP

TOP

San Diego Padres @ Atlanta Braves

Turner Field, Atlanta, GA

Wed Oct 14 1998, 7:05 PM EDT

Att. 50,988 - Unknown - 77 F

livebaseballscorecards.com

AB	37
R	5
H	10
RBI	3
BB	4
SO	4
LOB	15

Batter	1	2	3	4	5	6	7	8	9	AB	R	H	RBI	BB	SO	LOB
Walt Weiss, S (1, 6) OBP: 0.258, SLG: 0.179	C B C S 1-3 K ①		B F B X 2-1 F9 ③			C B B B C B 4-2 BB BB		B B B B 4-0 10 G3-1 BB		2	0	0	0	2	1	0
Gerald Williams, R (1, 9) OBP: 0.250, SLG: 0.200 (8, 7)	S S F X 0-2 G3 ②			B S X 1-1 1B 10 S 1B		C B S B F F B B 4-2 1-2 BB		S F B B S 2-3 K ①		3	0	1	0	1	1	1
10 Chipper Jones, S (1, 5) OBP: 0.357, SLG: 0.235	B C S S 1-3 K ③			B F S X 1-2 G5-3 ① 1-2		C F C 0-3 K ①		F B B F F X 2-2 G3-1 ② 1-2		4	0	0	0	0	2	4
Andres Galarraga, R (1, 3) OBP: 0.300, SLG: 0.242		C B B S F B B 4-2 WP WP BB		B S C S 1-3 K ②		X 0-0 L8 ②		X 0-0 G1-3 ③		3	0	0	0	1	1	4
Javy Lopez, R (1, 2) OBP: 0.321, SLG: 0.519		C B B S S 2-3 K ①		S X 0-1 2-3 1B		C B B F X 2-2 P5 ③			C F B S 1-3 K ①	4	0	1	0	0	2	3
Andruw Jones, R (1, 8) OBP: 0.270, SLG: 0.290		S B F B X 2-2 G6-3 ② 1-2		F B B X 2-1 P6 ③			S F X 0-2 P2 ①		S X 0-1 G6-3 ②	4	0	0	0	0	0	3
Danny Bautista, R (1, 7) OBP: 0.143, SLG: 0.286	S B S F B C 2-3 K ③ 2-3				B S F B X 2-2 G5-3 ①		B C B B B 4-1 BB		S B X 1-1 F7 ③	2	0	0	0	0	1	1
Michael Tucker, L (7, PH) OBP: 0.440, SLG: 0.667 (8, 9)										1	0	0	0	1	0	0
Tony Graffanino, R (1, 4) OBP: 0.600, SLG: 0.667			C B B B F X 3-2 P3 ①		C B F S 1-3 K ②		B B C F S 2-3 K ②			2	0	0	0	0	1	0
Keith Lockhart, L (7, PH) OBP: 0.300, SLG: 0.379 (8, 4)										1	0	0	0	0	1	1
Tom Glavine, L (1, 1) OBP: 0.333, SLG: 0.200			C S F S 0-3 K ②		C S S 0-3 K ③		X 0-0 F7 ③			2	0	0	0	0	2	0
John Rocker, R (6, 1)										0	0	0	0	0	0	0
Dennis Martinez, R (6, 1)										0	0	0	0	0	0	0
Greg Colbrunn, R (7, PH) OBP: 0.250, SLG: 0.250										1	0	0	0	0	0	1
Denny Neagle, L (8, 1)										0	0	0	0	0	0	0
Inning Stats	R: 0 E: 0 K: 2 S: 10 H: 0 LOB: 0 BB: 0 P: 12	R: 0 E: 0 K: 2 S: 13 H: 0 LOB: 1 BB: 1 P: 23	R: 0 E: 0 K: 1 S: 9 H: 0 LOB: 0 BB: 0 P: 14	R: 0 E: 0 K: 1 S: 12 H: 2 LOB: 2 BB: 0 P: 17	R: 0 E: 0 K: 2 S: 9 H: 0 LOB: 0 BB: 0 P: 12	R: 0 E: 0 K: 1 S: 13 H: 0 LOB: 2 BB: 2 P: 23	R: 0 E: 0 K: 1 S: 8 H: 0 LOB: 1 BB: 1 P: 14	R: 0 E: 0 K: 1 S: 9 H: 0 LOB: 1 BB: 1 P: 17	R: 0 E: 0 K: 1 S: 7 H: 0 LOB: 0 BB: 0 P: 9	1B: 2 2B: 0 3B: 0 HR: 0	SF: 0 SAC: 0 DP: 0 HBP: 0						

PITCHER		IP	WLS	BF	H	R	ER	SO	BB	IBB	HBP	BLK	WP	HR	S	P	ERA	WHIP
Sterling Hitchcock, L ERA: 1.13	(1, 1)	5.0	W	20	2	0	0	8	3	0	0	0	2	0	59	92	0.00	1.000
Brian Boehringer, R ERA:	(6, 1)	1.1		5	0	0	0	1	1	0	0	0	0	0	11	17	0.00	0.750
24 Mark Langston, L ERA:	(7, 1)	0.1		1	0	0	0	1	0	0	0	0	0	0	3	5	0.00	0.000
Joey Hamilton, R ERA: 3.38	(7, 1)	1.1		5	0	0	0	1	1	0	0	0	0	0	10	18	0.00	0.750
Trevor Hoffman, R ERA: 1.23	(9, 1)	1.0		3	0	0	0	1	0	0	0	0	0	0	7	9	0.00	0.000

PITCHER	IP	WLS	BF	H	R	ER	SO	BB	IBB	HBP	BLK	WP	HR	S	P	ERA	WHIP

BOTTOM

San Diego Padres @ Atlanta Braves

Turner Field, Atlanta, GA

Wed Oct 14 1998, 7:05 PM EDT

Att. 50,988 - Unknown - 77 F

livebaseballscorecards.com

AB	29
R	0
H	2
RBI	0
BB	5
SO	12
LOB	18

WP: 2 PA: 34
PB: 0
SB: 1
CS: 0

Batter	1	2	3	4	5	6	7	8	9	AB	R	H	RBI	BB	SO	LOB
Quilvio Veras, S (1, 4) OBP: 0.333, SLG: 0.233	B B C S F B F F B 4-2 G4-3 1B BB		B S X 1-1 ① L9		C B S X 1-2 HR 1B		B B C X 2-1 ③ F9		S C X 0-2 ③ P5	4	1	1	0	1	0	1
Tony Gwynn, L (1, 9) OBP: 0.283, SLG: 0.400	C 1 SAFE B X 1-1 G4-3 1-2 1B		F 1 SAFE X 0-1 ② G3 1-2		1 SAFE X 0-0 1-H HR			C B F X 1-2 FC1-4 1B		4	1	3	2	0	0	1
Greg Vaughn, R (1, 7) OBP: 0.357, SLG: 0.704	S C B X 1-2 ①② G4-3 1-2f 2-3		S S F X 0-2 2-H HR		X 0-0 HR			C B X 1-1 ① FC1-4 BB E 1-2f		4	3	2	3	0	0	3
Ken Caminiti, S (1, 5) OBP: 0.326, SLG: 0.359	B S S F F S 1-3 ③ K		C B S S 1-3 ③ K		B B B F C X 3-2 ③ F7			C B B B B 4-1 E 1-2 BB		3	0	0	0	1	2	1
Jim Leyritz, R (1, 10) OBP: 0.250, SLG: 0.692		B B S S C X 2-2 ① G3		C C B S 1-3 ① K		F S F X 0-2 ① F9		C S S 0-3 ② K		4	0	0	0	0	2	2
Wally Joyner, L (1, 3) OBP: 0.387, SLG: 0.360		C S S 0-3 ② K		B B F C X 2-2 ② L7		C B S B F B B 4-2 L3 BB		B B C F B F F F 3-2 X E4 1-2 2-H		3	0	0	0	1	1	1
Steve Finley, L (1, 8) OBP: 0.381, SLG: 0.343	B C F X 1-2 2B			X 0-0 ③ G3		B F B C X 2-2 ②③ L3 1-2		B X 1-0 ③ G3		4	0	1	0	0	0	3
Carlos Hernandez, R (1, 2) OBP: 0.371, SLG: 0.364 Greg Myers, L (9, PH) OBP: 0.667, SLG: 2.000		X 0-0 ③ F9			C F X 0-2 ① F7		B B B F C F F X 3-2 ① F8		B C B S S S 2-3 ① K	3 1	0 0	0 0	0 0	0 1	0 0	1 0
Chris Gomez, R (1, 6) OBP: 0.325, SLG: 0.235 John Vander Wal, L (9, PH) OBP: 0.364, SLG: 0.818			B C F F X 1-2 G3 HR 1B		S B C B X 2-2 ② P6		B X 1-0 ② G5-3		F S F F S S 0-3 ② K	3 1	1 0	1 0	0 0	0 0	0 1	0 0
Inning Stats	R: 0 H: 1 E: 0 LOB: 1 K: 1 BB: 1 S: 15 P: 22	R: 0 H: 1 E: 0 LOB: 1 K: 1 BB: 0 S: 10 P: 13	R: 2 H: 2 E: 0 LOB: 0 K: 1 BB: 0 S: 15 P: 18	R: 0 H: 0 E: 0 LOB: 0 K: 1 BB: 0 S: 7 P: 10	R: 3 H: 3 E: 0 LOB: 0 K: 0 BB: 0 S: 14 P: 20	R: 0 H: 0 E: 0 LOB: 0 K: 0 BB: 1 S: 10 P: 16	R: 0 H: 0 E: 0 LOB: 0 K: 0 BB: 0 S: 8 P: 14	R: 1 H: 1 E: 1 LOB: 2 K: 1 BB: 1 S: 17 P: 27	R: 0 H: 0 E: 0 LOB: 0 K: 2 BB: 0 S: 11 P: 13	1B: 4 SF: 0 2B: 2 SAC: 0 3B: 0 DP: 2 HR: 3 HBP: 0						

PITCHER		IP	WLS	BF	H	R	ER	SO	BB	IBB	HBP	BLK	WP	HR	S	P	ERA	WHIP
David Wells, L ERA: 2.93	(1, 1)	7.0	W	28	7	5	5	4	2	0	0	0	0	3	79	113	6.43	1.286
Jeff Nelson, R ERA: 5.79	(8, 1)	0.2		4	1	1	0	1	1	0	0	0	0	0	9	15	0.00	3.000
42 Mariano Rivera, R ERA:	(8, 1)	1.1	S	5	0	0	0	2	0	0	0	0	0	0	19	25	0.00	0.000

PITCHER	IP	WLS	BF	H	R	ER	SO	BB	IBB	HBP	BLK	WP	HR	S	P	ERA	WHIP

TOP

San Diego Padres @ New York Yankees

Yankee Stadium, Bronx, NY

Sat Oct 17 1998, 7:05 PM EDT

Att. 56,712 - Unknown - 54 F

livebaseballscorecards.com

AB	34
R	6
H	8
RBI	5
BB	3
SO	7
LOB	13

WP: 0 PA: 37
PB: 0
SB: 0
CS: 0

Batter	1	2	3	4	5	6	7	8	9	AB	R	H	RBI	BB	SO	LOB
Chuck Knoblauch, R (1, 4) OBP: 0.319, SLG: 0.300	P6	K			G6-3 1B		HR	HBP		4	1	2	3	0	1	2
2 Derek Jeter, R (1, 6) OBP: 0.279, SLG: 0.263	G4-3		F9		G6-3		BB WP HR 1B	BB		4	1	1	0	1	0	2
Paul O'Neill, L (1, 9) OBP: 0.333, SLG: 0.512	G6-3		L7		G4-3		F9	K		5	0	0	0	0	1	6
Bernie Williams, S (1, 8) OBP: 0.378, SLG: 0.250		G6-3	K			K	SAFE	BB HR IBB	K	4	1	0	0	1	3	3
Chili Davis, S (1, 10) OBP: 0.333, SLG: 0.435		20 BB BB 2B 1B		F8		F7	HR	BB		3	2	1	0	1	0	0
Tino Martinez, L (1, 3) OBP: 0.333, SLG: 0.364		20 BB 2B BB		F8		K	HR			3	2	1	4	1	1	0
Scott Brosius, R (1, 5) OBP: 0.351, SLG: 0.529		K		1B			G4-3 P6			4	0	1	0	0	1	2
20 Jorge Posada, S (1, 2) OBP: 0.409, SLG: 0.375		2B BB			G4-3		BB HR 1B	K		3	1	1	0	1	1	0
Ricky Ledee, L (1, 7) OBP: 0.333, SLG: 0.375		2B			2 G6-3 1B 1B		HR BB	E7 2 BB HBP		3	1	2	2	1	0	0
Inning Stats	R: 0 E: 0 K: 0 S: 8 H: 0 LOB: 0 BB: 0 P: 12	R: 2 E: 0 K: 2 S: 16 H: 2 LOB: 2 BB: 2 P: 32	R: 0 E: 0 K: 1 S: 12 H: 0 LOB: 0 BB: 0 P: 20	R: 0 E: 0 K: 0 S: 5 H: 1 LOB: 1 BB: 0 P: 8	R: 0 E: 0 K: 0 S: 8 H: 2 LOB: 2 BB: 0 P: 12	R: 0 E: 0 K: 2 S: 10 H: 0 LOB: 0 BB: 0 P: 15	R: 7 E: 0 K: 0 S: 13 H: 4 LOB: 0 BB: 3 P: 32	R: 0 E: 1 K: 3 S: 16 H: 0 LOB: 3 BB: 1 P: 30		1B: 6 2B: 1 3B: 0 HR: 2	SF: 0 SAC: 0 DP: 0 HBP: 1			WP: 1 PB: 0 SB: 0 CS: 0	PA: 40		

BOTTOM

San Diego Padres @ New York Yankees

Yankee Stadium, Bronx, NY

Sat Oct 17 1998, 7:05 PM EDT
Att. 56,712 - Unknown - 54 F

livebaseballscorecards.com

AB	33
R	9
H	9
RBI	9
BB	6
SO	8
LOB	15

PITCHER		IP	WLS	BF	H	R	ER	SO	BB	IBB	HBP	BLK	WP	HR	S	P	ERA	WHIP
Kevin Brown, R ERA: 2.3	(1, 1)	6.1		27	6	4	4	5	3	0	0	0	0	0	61	106	5.68	1.421
Donne Wall, R ERA: 9.0	(7, 1)	0.0	L	2	2	1	1	0	0	0	0	0	0	1	2	4	∞	∞
24 Mark Langston, L ERA: 13.5	(7, 1)	0.2		5	1	4	4	0	1	1	0	0	1	1	9	21	54.00	3.000
Brian Boehringer, R ERA:	(8, 1)	0.1		4	0	0	0	1	1	0	1	0	0	0	10	22	0.00	3.000
Randy Myers, L ERA: 10.13	(8, 1)	0.2		2	0	0	0	2	0	0	0	0	0	0	6	8	0.00	0.000

PITCHER	IP	WLS	BF	H	R	ER	SO	BB	IBB	HBP	BLK	WP	HR	S	P	ERA	WHIP

Batter	1	2	3	4	5	6	7	8	9	AB	R	H	RBI	BB	SO	LOB
Quilvio Veras, S (1, 4) OBP: 0.321, SLG: 0.250	C S F C 0-3 ① K		B S F B F S 2-3 ① K		C B B X 2-1 3-H 2B		X 0-0 ② F7	C S F S 0-3 ③ K		5	0	1	1	0	3	4
Tony Gwynn, L (1, 9) OBP: 0.294, SLG: 0.388	X 0-0 BB 1B		B C F B X 2-2 ② F7		X 0-0 ③ G1-3		B B B C B 4-1 1-2 BB		B C X 1-1 ① L6	4	0	1	0	1	0	1
Greg Vaughn, R (1, 10) OBP: 0.333, SLG: 0.613	B S S B B F B 4-2 1-2 BB		B X 1-0 ③ P6			B F S B S 2-3 ① K	F B X 1-1 ③ P6		C B F X 1-2 ② G5-3	4	0	0	0	1	1	3
Ken Caminiti, S (1, 5) OBP: 0.314, SLG: 0.364	C F S 0-3 ② K			B B X 2-0 ① L3		S X 0-1 ② F7		X 0-0 G4-3 2B 2B	C B B F F F F C 2-3 ③ K	5	1	1	0	0	2	2
Wally Joyner, L (1, 3) OBP: 0.382, SLG: 0.333	B X 1-0 ③ F9			B C X 1-1 ② G4-3		B B B C B 4-1 BB		S B B S S 2-3 ① K		2	0	0	0	1	0	2
Jim Leyritz, R (8, PH) OBP: 0.241, SLG: 0.667 (8, 3)										1	0	0	0	0	1	1
Steve Finley, L (1, 8) OBP: 0.348, SLG: 0.308		B B B C C S 3-3 ① K		F B X 1-1 ③ G3-1		X 0-0 ③ P4		C B F F B B X 3-2 2-3 ② G4-3		4	0	0	0	0	1	2
John Vander Wal, L (1, 7) OBP: 0.429, SLG: 0.857	B B C S S X 2-2 1B				B C S C 1-3 ① K		F F B B X 2-2 1B 2B	C B X 1-1 1B 3-H 2B		3	0	2	0	0	1	0
Ruben Rivera, R (8, PH) OBP: 0.200, SLG: 0.350 (8, 7)										1	1	1	1	0	0	0
Greg Myers, L (1, 2) OBP: 0.333, SLG: 0.800		B C F X 1-2 ② F8			C B S B B S 3-3 ② K		X 0-0 ① F7	C B F B F X 2-2 2-3 1B 1B		3	0	0	0	0	1	2
Carlos Hernandez, R (8, PH) OBP: 0.389, SLG: 0.382 (8, 2)										1	0	1	0	0	0	0
Chris Gomez, R (1, 6) OBP: 0.349, SLG: 0.324		B C F B B X 3-2 ③ G5-3			C X 0-1 2B 3B		B F C B F F F B F 3-2 X BB 2-3 1B	B X 1-0 1-2 3-H 1B		3	1	2	0	0	0	1
Mark Sweeney, L (8, PH) OBP: 0.500, SLG: 0.250										1	0	1	1	0	0	0
Andy Sheets, R (8, 6)										0	0	0	0	0	0	0
Inning Stats	R: 0 E: 0 K: 2 S: 12 H: 1 LOB: 2 BB: 1 P: 17	R: 0 E: 0 K: 1 S: 12 H: 1 LOB: 1 BB: 0 P: 21	R: 0 E: 0 K: 1 S: 8 H: 0 LOB: 0 BB: 0 P: 13	R: 0 E: 0 K: 0 S: 5 H: 0 LOB: 0 BB: 0 P: 9	R: 1 E: 0 K: 2 S: 11 H: 2 LOB: 1 BB: 0 P: 17	R: 0 E: 0 K: 1 S: 7 H: 0 LOB: 1 BB: 1 P: 13	R: 0 E: 0 K: 0 S: 15 H: 2 LOB: 3 BB: 1 P: 25	R: 2 E: 0 K: 2 S: 19 H: 4 LOB: 2 BB: 0 P: 28	R: 0 E: 0 K: 1 S: 11 H: 0 LOB: 0 BB: 0 P: 15	1B: 5 2B: 4 3B: 1 HR: 0 SF: 0 SAC: 0 DP: 0 HBP: 0						

PITCHER		IP	WLS	BF	H	R	ER	SO	BB	IBB	HBP	BLK	WP	HR	S	P	ERA	WHIP
Orlando Hernandez, R ERA: 0.64	(1, 1)	7.0	W	30	6	1	1	7	3	0	0	0	0	0	70	115	1.29	1.286
Mike Stanton, L ERA: 4.15	(8, 1)	0.2		5	3	2	2	1	0	0	0	0	0	0	14	22	27.00	4.500
Jeff Nelson, R ERA: 4.5	(8, 1)	1.1		5	1	0	0	2	0	0	0	0	0	0	16	21	0.00	0.750

PITCHER	IP	WLS	BF	H	R	ER	SO	BB	IBB	HBP	BLK	WP	HR	S	P	ERA	WHIP

TOP

San Diego Padres @ New York Yankees

Yankee Stadium, Bronx, NY

Sun Oct 18 1998, 7:05 PM EDT

Att. 56,692 - Unknown - 69 F

livebaseballscorecards.com

AB	37
R	3
H	10
RBI	3
BB	3
SO	10
LOB	18

WP: 0	PA: 40		
PB: 0			
SB: 0			
CS: 0			

San Diego Padres @ New York Yankees

Yankee Stadium, Bronx, NY

Sun Oct 18 1998, 7:05 PM EDT

Att. 56,692 - Unknown - 69 F

livebaseballscorecards.com

BOTTOM

Batter	1	2	3	4	5	6	7	8	9	AB	R	H	RBI	BB	SO	LOB
Chuck Knoblauch, R (1, 4) OBP: 0.365, SLG: 0.326	C F B F B F B B 4-2 2 S E BB	C X 0-1 2 1B 2 1B 1-2 1B	F F F B F C 1-3 ③ K		B B C B X 3-1 1-2 1B		B C B B F F B 4-2 2 G1-6-3 1-2 BB			3	2	2	0	2	1	1
2 Derek Jeter, R (1, 6) OBP: 0.292, SLG: 0.279	1 SAFE 1 B C X 1-1 ① G1-3 1-2	B B S X 2-1 ① 1-H HR 2-3 1B		C C B X 1-2 G6-3 1B	S B B F S 2-3 ② K		F F X 0-2 ② ③ G1-6-3 1-2f			5	1	2	1	0	1	5
Paul O'Neill, L (1, 9) OBP: 0.320, SLG: 0.478	X 0-0 E5 G1-3 1B 2-H	F X 0-1 ② F7		B C B B B C X 3-2 ① G6-3 1-2	B X 1-0 ③ G4-3			X 0-0 BB BB FC1-2 1B		5	1	1	0	0	0	4
Bernie Williams, S (1, 8) OBP: 0.380, SLG: 0.325	1 SAFE 1 B X 1-0 ② G1-3 1-2	C C 1 B O F F F B F 3-2 X 1-H HR		C C B X 1-2 ② F8		C X 0-1 ① L9		B B B C C F F F 4-2 B FC1-2 BB 1-2 BB		4	1	1	2	1	0	2
Chili Davis, S (1, 10) OBP: 0.375, SLG: 0.423 Homer Bush, R (8, PR)	B X 1-0 1B 1B 2-H 1B	B B B S S S 3-3 ③ K		C F B B F B C 3-3 ③ K		C B B B F B 4-2 1B BB		B B B B 4-0 FC1-2 1-2 2-3 BB		3 0	1 0	1 0	1 0	2 0	2 0	1 0
Tino Martinez, L (1, 3) OBP: 0.362, SLG: 0.395	C B B F F X 2-2 1B 1-2 1B	B C S X 1-2 20 G4-6-3 1B 2B 1B	F B B X 2-1 ① P5	B C C B F B X 3-2 G4-3 1-2 1B				F B C X 1-2 ① FC1-2 1-2 2-3 3-Hf		5	1	3	0	0	0	3
Scott Brosius, R (1, 5) OBP: 0.381, SLG: 0.538	C X 0-1 1-2 2-H 1B	X 0-0 20 G4-6-3 1-2 1B	X 0-0 20 HR 1B	C F X 0-2 ② ③ G4-3 1-2f				C S S 0-3 ② K		5	1	3	1	0	1	5
20 Jorge Posada, S (1, 2) OBP: 0.407, SLG: 0.500	B F C F X 1-2 ③ G4-3	X 0-0 ① ② G4-6-3 1-2f 2-3	C B F X 1-2 1-H HR			B C B C B B 4-2 BB BB		S B X 1-1 ③ F8		4	1	1	2	1	0	7
Ricky Ledee, L (1, 7) OBP: 0.462, SLG: 0.545		S B B F X 2-2 2 CS 1B 1B	B S B B X 3-1 3-H 2B		C C B B B F B 4-2 1B BB		B X 1-0 ① L9			3	0	2	1	1	0	1
Inning Stats	R: 3 H: 3 E: 1 LOB: 2 K: 0 BB: 1 S: 19 P: 29	R: 3 H: 4 E: 0 LOB: 0 K: 1 BB: 0 S: 19 P: 28	R: 1 H: 3 E: 0 LOB: 1 K: 1 BB: 0 S: 12 P: 17	R: 0 H: 1 E: 0 LOB: 1 K: 1 BB: 0 S: 13 P: 21	R: 2 H: 3 E: 0 LOB: 2 K: 1 BB: 1 S: 15 P: 28	R: 0 H: 1 E: 0 LOB: 1 K: 0 BB: 1 S: 11 P: 18	R: 0 H: 0 E: 0 LOB: 1 K: 0 BB: 2 S: 9 P: 18	R: 0 H: 1 E: 0 LOB: 3 K: 1 BB: 2 S: 15 P: 25		1B: 13 SF: 0 2B: 1 SAC: 0 3B: 0 DP: 3 HR: 2 HBP: 0						

	AB	37
	R	9
	H	16
	RBI	8
	BB	7
	SO	5
	LOB	29

WP: 0 PA: 44
PB: 0
SB: 1
CS: 1

PITCHER		IP	WLS	BF	H	R	ER	SO	BB	IBB	HBP	BLK	WP	HR	S	P	ERA	WHIP
Andy Ashby, R ERA: 4.58	(1, 1)	2.2	L	18	10	7	4	1	1	0	0	0	0	1	45	68	13.50	4.125
Brian Boehringer, R ERA: 3.6	(3, 1)	1.2		10	4	2	2	2	1	0	0	0	0	1	29	48	10.80	3.000
Donne Wall, R ERA: 5.4	(5, 1)	2.2		10	1	0	0	1	3	0	0	0	0	0	24	43	0.00	1.500
Dan Miceli, R ERA: 3.6	(8, 1)	1.0		6	1	0	0	1	2	0	0	0	0	0	15	25	0.00	3.000

PITCHER	IP	WLS	BF	H	R	ER	SO	BB	IBB	HBP	BLK	WP	HR	S	P	ERA	WHIP

New York Yankees @ San Diego Padres

Qualcomm Stadium, San Diego, CA

Tue Oct 20 1998, 10:05 PM EDT
Att. 64,667 - Unknown - 72 F

TOP

Batter	1	2	3	4	5	6	7	8	9	AB	R	H	RBI	BB	SO	LOB
Chuck Knoblauch, R (1, 4) OBP: 0.368, SLG: 0.319	0-1 F8 ①			1-1 F8 ①		0-0 1B 1B 1-2	4-2 BB 1-2		3-1 F9 ①	4	0	1	0	1	0	0
2 Derek Jeter, R (1, 6) OBP: 0.302, SLG: 0.277	4-2 G6-4-3 BB			0-0 FC6-4 1B		3-3 K ①	0-1 L6-4 ② ③ 2-3		0-1 G6-3 ②	4	0	1	0	1	1	4
Paul O'Neill, L (1, 9) OBP: 0.327, SLG: 0.460	1-1 G6-4-3 ② ③ 1-2f			1-3 K ②		0-1 1B 1-2 2-3		4-2 BB HR BB	2-2 G3 ③	4	1	1	0	1	1	2
Bernie Williams, S (1, 8) OBP: 0.352, SLG: 0.295		3-3 ꓘ ①		2-0 FC6-4 ③ 1-2f		0-3 K ②		2-2 F9 ①		4	0	0	0	0	2	5
Tino Martinez, L (1, 3) OBP: 0.353, SLG: 0.366		2-2 F8 ②			1-1 G1-3 ①	0-1 P4 ③		4-1 HR BB 1-2		3	1	0	0	1	0	3
Scott Brosius, R (1, 5) OBP: 0.413, SLG: 0.698		0-0 F8 ③			0-2 1B		3-2 HR	2-2 HR 1-H 2-H		4	2	3	4	0	0	0
Shane Spencer, R (1, 7) OBP: 0.300, SLG: 0.632			3-3 K ①		2-3 ꓘ ②		1-0 20 PB E 2B	2-1 G4-3 ②		3	1	1	0	0	2	1
Ricky Ledee, L (8, PH) (8, 7) OBP: 0.429, SLG: 0.500										1	0	0	0	0	0	0
Joe Girardi, R (1, 2) OBP: 0.333, SLG: 0.294			1-1 G4-3 ②		1-3 K ③		2-3 K ① 2-3	1-1 1B		2	0	0	0	0	1	1
20 Jorge Posada, S (7, PH) (7, 2) OBP: 0.414, SLG: 0.500										2	0	1	0	0	1	1
David Cone, L (1, 1) OBP: 0.500, SLG: 0.500			2-2 F7 ③			1-1 1B 1B 1B	2-1 E5 2 L6-4 BB 3-H	0-2 G6-3 ③		2	0	1	0	0	0	0
Chili Davis, S (7, PH) OBP: 0.364, SLG: 0.407										1	0	0	1	0	0	0
Homer Bush, R (7, PR)										0	0	0	0	0	0	0
Graeme Lloyd, L (7, 1)										0	0	0	0	0	0	0
Ramiro Mendoza, R (7, 1)										1	0	0	0	0	0	1
42 Mariano Rivera, R (8, 1)										0	0	0	0	0	0	0

AB	35
R	5
H	9
RBI	5
BB	4
SO	8
LOB	18

livebaseballscorecards.com

Inning Stats	1	2	3	4	5	6	7	8	9
R	0	0	0	0	0	0	2	3	0
E	0	0	0	0	0	0	1	0	0
K	0	1	1	1	2	2	1	0	0
S	8	7	8	7	13	13	15	16	7
H	0	0	0	1	1	3	2	2	0
LOB	0	0	0	1	1	3	1	1	0
BB	1	0	0	0	0	0	1	2	0
P	13	12	14	11	17	17	27	31	12

1B: 6, 2B: 2, 3B: 0, HR: 2, SF: 0, SAC: 0, DP: 2, HBP: 0

WP: 0, PB: 1, SB: 0, CS: 0, PA: 39

PITCHER		IP	WLS	BF	H	R	ER	SO	BB	IBB	HBP	BLK	WP	HR	S	P	ERA	WHIP
Sterling Hitchcock, L (ERA: 1.23)	(1, 1)	6.0		25	7	2	1	7	1	0	0	0	0	1	60	92	1.50	1.333
Joey Hamilton, R (ERA: 3.09)	(7, 1)	1.0		4	0	0	0	1	1	0	0	0	0	0	11	19	0.00	1.000
Randy Myers, L (ERA: 13.5)	(8, 1)	0.0		1	0	1	1	0	1	0	0	0	0	0	2	6	∞	∞
Trevor Hoffman, R (ERA: 2.89)	(8, 1)	2.0	L	9	2	2	2	0	1	0	0	0	0	1	21	37	9.00	1.500

PITCHER	IP	WLS	BF	H	R	ER	SO	BB	IBB	HBP	BLK	WP	HR	S	P	ERA	WHIP

New York Yankees @ San Diego Padres

Qualcomm Stadium, San Diego, CA

Tue Oct 20 1998, 10:05 PM EDT

Att. 64,667 - Unknown - 72 F

livebaseballscorecards.com

BOTTOM

Batter	1	2	3	4	5	6	7	8	9	AB	R	H	RBI	BB	SO	LOB
Quilvio Veras, S (1, 4) OBP: 0.333, SLG: 0.275	G6-3		G4-3			1B E BB		1B SF9 2B		3	2	1	0	1	0	0
Tony Gwynn, L (1, 9) OBP: 0.309, SLG: 0.396	F7		F8			E9 SF8 1B		2B		4	1	2	1	0	0	0
Ruben Rivera, R (8, PR) (9, 9) OBP: 0.200, SLG: 0.350								1B		0	0	0	0	0	0	0
Greg Vaughn, R (1, 7) OBP: 0.297, SLG: 0.559	L3			F7		G6-3		SF9		3	0	0	1	0	0	1
Ken Caminiti, S (1, 5) OBP: 0.309, SLG: 0.348		K		BB		SF8		K		2	0	0	1	1	2	1
Wally Joyner, L (1, 3) OBP: 0.368, SLG: 0.300		FC3-6 BB		P5		G3-1			L6	3	0	0	0	1	0	1
Steve Finley, L (1, 8) OBP: 0.320, SLG: 0.279		FC3-6 S 1-2f			K		G4-3		G3	4	0	0	0	0	1	1
Jim Leyritz, R (1, 2) OBP: 0.226, SLG: 0.621		K			P4		K		1B	2	0	0	0	0	1	1
Carlos Hernandez, R (7, 2) OBP: 0.395, SLG: 0.389										2	0	1	0	0	1	0
John Vander Wal, L (9, PR) OBP: 0.429, SLG: 0.857										0	0	0	0	0	0	0
Chris Gomez, R (1, 6) OBP: 0.348, SLG: 0.325			K		F9		1B		1B 1-3	3	0	1	0	0	1	0
Sterling Hitchcock, L (1, 1) OBP: 0.222, SLG: 0.222			G6-3			BB 1B		G5-3	K	2	1	1	0	0	0	0
Joey Hamilton, R (7, 1)										0	0	0	0	0	0	0
Randy Myers, L (8, 1)										0	0	0	0	0	0	0
Andy Sheets, R (8, 6)										2	0	0	0	0	1	2
Trevor Hoffman, R (8, 1)										0	0	0	0	0	0	0
Mark Sweeney, L (9, PH) OBP: 0.571, SLG: 0.400										1	0	1	0	0	0	0
Inning Stats	R: 0 E: 0 K: 0 S: 5 H: 0 LOB: 0 BB: 0 P: 8	R: 0 E: 0 K: 2 S: 10 H: 0 LOB: 1 BB: 1 P: 20	R: 0 E: 0 K: 1 S: 8 H: 0 LOB: 0 BB: 0 P: 12	R: 0 E: 0 K: 0 S: 7 H: 0 LOB: 1 BB: 1 P: 15	R: 0 E: 0 K: 1 S: 8 H: 0 LOB: 0 BB: 0 P: 13	R: 3 E: 1 K: 0 S: 9 H: 2 LOB: 0 BB: 1 P: 19	R: 0 E: 0 K: 1 S: 5 H: 1 LOB: 1 BB: 0 P: 5	R: 1 E: 0 K: 1 S: 16 H: 2 LOB: 1 BB: 0 P: 18	R: 0 E: 0 K: 1 S: 10 H: 2 LOB: 2 BB: 0 P: 12	1B: 6 2B: 1 3B: 0 HR: 0	SF: 2 SAC: 0 DP: 0 HBP: 0						

AB	31
R	4
H	7
RBI	3
BB	3
SO	7
LOB	7

WP: 0 PB: 0 SB: 1 CS: 0 PA: 36

PITCHER		IP	WLS	BF	H	R	ER	SO	BB	IBB	HBP	BLK	WP	HR	S	P	ERA	WHIP
David Cone, R ERA: 2.92	(1, 1)	6.0		23	2	3	2	4	3	0	0	0	0	0	47	87	3.00	0.833
Graeme Lloyd, L ERA:	(7, 1)	0.1		1	0	0	0	0	0	0	0	0	0	0	1	1	0.00	0.000
Ramiro Mendoza, R ERA: 1.69	(7, 1)	1.0	W	4	2	1	1	1	0	0	0	0	0	0	11	12	9.00	2.000
42 Mariano Rivera, R ERA:	(8, 1)	1.2	S	8	3	0	0	2	0	0	0	0	0	0	19	22	0.00	1.800

PITCHER	IP	WLS	BF	H	R	ER	SO	BB	IBB	HBP	BLK	WP	HR	S	P	ERA	WHIP

Batter	1	2	3	4	5	6	7	8	9	AB	R	H	RBI	BB	SO	LOB
Chuck Knoblauch, R (1, 4) OBP: 0.355, SLG: 0.308	S X 0-1 G6-3			C B F X 1-2 G4-3		C S B X 1-2 G4-3	C B X 1-1 G4-3		C X 0-1 1B	5	0	1	0	0	0	1
2 Derek Jeter, R (1, 6) OBP: 0.328, SLG: 0.294	S B B S S 2-3 K			X 0-0 G4-3 1B		C B X 1-1 2B G1-3 1B		B B S T B B 4-2 G5-3 1B 1B BB	1 SAFE C B 1 SAFE F F B 1 SAFE X 2-2 F8	4	2	2	0	1	1	1
Paul O'Neill, L (1, 9) OBP: 0.333, SLG: 0.473	F S B B X 2-2 G1-3			C X 0-1 G4-3 1-2		X 0-0 G1-3 1-3 2B		B B F B 1 SAFE X 3-1 1B G5-3 SF7 1-2 1B	1 SAFE B B X 2-0 L4	5	1	2	0	0	0	2
Bernie Williams, S (1, 8) OBP: 0.328, SLG: 0.271		B B C B X 3-1 G1-3		B C X 1-1 P6		X 0-0 G1-3 2-3 3-H		X 0-0 G5-3 1-2 2-3		4	0	0	1	0	0	4
Tino Martinez, L (1, 3) OBP: 0.382, SLG: 0.372		S B C B S 2-3 K			C B C X 1-2 2B 1B	B B I 4-0 IBB		I I I I 4-0 1B IBB		2	0	1	0	2	1	0
Scott Brosius, R (1, 5) OBP: 0.400, SLG: 0.660		X 0-0 F8			C B S C 1-3 K	S S B B F S 2-3 K		X 0-0 1-2 2-3 3-H 1B		4	0	1	1	0	2	3
Ricky Ledee, L (1, 7) OBP: 0.444, SLG: 0.600			C S C 0-3 K		B C X 1-1 1-3 2B		F B X 1-1 SH2-4 1B	B X 1-0 SF7 3-H		3	0	2	1	0	1	0
Joe Girardi, R (1, 2) OBP: 0.273, SLG: 0.238		B C L B B X 3-2 F9			X 0-0 G1-3		1 SAFE 1 SAFE B F 1 SAFE 1 SAFE L F S 1-3 K	C F B B X 2-2 G4-3		4	0	0	0	0	1	5
Andy Pettitte, L (1, 1) Jeff Nelson, R (8, 1) 42 Mariano Rivera, R (8, 1)		C S S 0-3 K			S B B B C S 3-3 K		X 0-0 SH2-4 1-2		B F C C X 1-2 P4	2 0 1	0 0 0	0 0 0	0 0 0	0 0 0	2 0 0	2 0 0
Inning Stats	R: 0 E: 0 K: 1 S: 8 H: 0 LOB: 0 BB: 0 P: 12	R: 0 E: 0 K: 1 S: 6 H: 0 LOB: 0 BB: 0 P: 11	R: 0 E: 0 K: 2 S: 9 H: 0 LOB: 0 BB: 0 P: 12	R: 0 E: 0 K: 0 S: 8 H: 1 LOB: 1 BB: 0 P: 10	R: 0 E: 0 K: 2 S: 12 H: 2 LOB: 2 BB: 0 P: 18	R: 1 E: 0 K: 1 S: 11 H: 2 LOB: 2 BB: 1 P: 19	R: 0 E: 0 K: 1 S: 9 H: 1 LOB: 1 BB: 0 P: 12	R: 2 E: 0 K: 0 S: 10 H: 2 LOB: 2 BB: 2 P: 24	R: 0 E: 0 K: 0 S: 11 H: 1 LOB: 1 BB: 0 P: 16	1B: 7 2B: 2 3B: 0 HR: 0 SF: 1 SAC: 1 DP: 0 HBP: 0						

PITCHER		IP	WLS	BF	H	R	ER	SO	BB	IBB	HBP	BLK	WP	HR	S	P	ERA	WHIP
Kevin Brown, R ERA: 2.52	(1, 1)	8.0	L	35	8	3	3	8	1	2	0	0	0	0	73	118	3.38	1.125
Dan Miceli, R ERA: 3.18	(9, 1)	0.2		3	1	0	0	0	0	0	0	0	0	0	10	13	0.00	1.500
Randy Myers, L ERA: 12.0	(9, 1)	0.1		1	0	0	0	0	0	0	0	0	0	0	1	3	0.00	0.000

PITCHER	IP	WLS	BF	H	R	ER	SO	BB	IBB	HBP	BLK	WP	HR	S	P	ERA	WHIP

TOP

New York Yankees @ San Diego Padres

Qualcomm Stadium, San Diego, CA

Wed Oct 21 1998, 10:05 PM EDT

Att. 65,427 - Unknown - 71 F

livebaseballscorecards.com

AB	34
R	3
H	9
RBI	3
BB	3
SO	8
LOB	18

WP: 0 PA: 39
PB: 0
SB: 0
CS: 0

Batter	1	2	3	4	5	6	7	8	9	AB	R	H	RBI	BB	SO	LOB
Quilvio Veras, S (1, 4) OBP: 0.328, SLG: 0.259	C C B S 1-3 ① K		B C C X 1-2 ① G3		1 SAFE B X 1-0 ③ G1-3			B B B C C F F B 4-2 1B 1B BB		3	0	0	0	1	1	1
Tony Gwynn, L (1, 9) OBP: 0.322, SLG: 0.404	B B X 2-0 ② G4-3		B C X 1-1 ② G4-3			C C F X 0-2 FC6-4 1B		C X 0-1 1-2 1B 1B		4	0	2	0	0	0	0
Greg Vaughn, R (1, 7) OBP: 0.268, SLG: 0.500	B C X 1-1 ③ F7		X 0-0 ③ G6-3			X 0-0 ① FC6-4 G4-6-3 1-2f		S B S B S 2-3 ② K		4	0	0	0	0	1	3
Ken Caminiti, S (1, 5) OBP: 0.305, SLG: 0.340		C X 0-1 ① G5-3		B C B C S 2-3 ① K		X 0-0 ②③ G4-6-3 1-2f		B B X 2-0 1-2 2-3 1B		4	0	1	0	0	1	1
Jim Leyritz, R (1, 3) OBP: 0.229, SLG: 0.563		B C S B B B 4-2 BB 1B BB		B B B C F X 3-2 ② G2-3			B B S X 2-1 ① G1-3	F B C X 1-2 ③ F8		3	0	0	0	1	0	3
Ruben Rivera, R (1, 8) OBP: 0.292, SLG: 0.458		X 0-0 BB 1-2 1B		C B C F B X 2-2 ③ G6-3			X 0-0 FC-4-6 2B		F B B F B X 3-2 G6-4-3 1B	4	0	3	0	0	0	0
Carlos Hernandez, R (1, 2) OBP: 0.357, SLG: 0.350		B B C C S 2-3 ② K			C S F F B F S 1-3 ① K		X 0-0 ② FC1-4-5 2-3		B B F X 2-1 ①② G6-4-3 1-2f	4	0	0	0	0	2	4
Chris Gomez, R (1, 6) OBP: 0.347, SLG: 0.310 Mark Sweeney, L (9, PH) OBP: 0.500, SLG: 0.333		B B B B 4-0 1-2 2-3 BB			B C S B X 2-2 ② G1-3		1 SAFE C B F B B 1 SAFE X 3-2 ③ F9		C F X 0-2 ③ G5-3	2 1	0 0	0 0	0 0	1 0	0 0	1 0
Kevin Brown, R (1, 1) OBP: 0.333, SLG: 0.333 John Vander Wal, L (8, PH) OBP: 0.400, SLG: 0.800 Dan Miceli, R (9, 1) Randy Myers, L (9, 1)		C X 0-1 ③ B2-3			X 0-0 1B			B X 1-0 ① F8		2 1 0 0	0 0 0 0	1 0 0 0	0 0 0 0	0 0 0 0	0 0 0 0	3 0 0 0
Inning Stats	R: 0 E: 0 K: 1 S: 6 H: 0 LOB: 0 BB: 0 P: 10	R: 0 E: 0 K: 1 S: 10 H: 1 LOB: 3 BB: 2 P: 20	R: 0 E: 0 K: 0 S: 6 H: 0 LOB: 0 BB: 0 P: 8	R: 0 E: 0 K: 1 S: 10 H: 0 LOB: 0 BB: 0 P: 17	R: 0 E: 0 K: 1 S: 11 H: 1 LOB: 1 BB: 0 P: 15	R: 0 E: 0 K: 0 S: 6 H: 1 LOB: 0 BB: 0 P: 6	R: 0 E: 0 K: 0 S: 7 H: 1 LOB: 1 BB: 0 P: 12	R: 0 E: 0 K: 1 S: 15 H: 2 LOB: 3 BB: 1 P: 25	R: 0 E: 0 K: 0 S: 8 H: 1 LOB: 0 BB: 0 P: 13	1B: 6 2B: 1 3B: 0 HR: 0	SF: 0 SAC: 0 DP: 2 HBP: 0						

PITCHER	IP	WLS	BF	H	R	ER	SO	BB	IBB	HBP	BLK	WP	HR	S	P	ERA	WHIP
Andy Pettitte, L (1, 1) ERA: 3.32	7.1	W	29	5	0	0	4	3	0	0	0	0	0	64	101	0.00	1.091
Jeff Nelson, R (8, 1) ERA: 4.26	0.1		1	0	0	0	1	0	0	0	0	0	0	3	5	0.00	0.000
42 Mariano Rivera, R (8, 1) ERA:	1.1	S	5	2	0	0	0	0	0	0	0	0	0	12	20	0.00	1.500

PITCHER	IP	WLS	BF	H	R	ER	SO	BB	IBB	HBP	BLK	WP	HR	S	P	ERA	WHIP

BOTTOM

New York Yankees @ San Diego Padres

Qualcomm Stadium, San Diego, CA

Wed Oct 21 1998, 10:05 PM EDT

Att. 65,427 - Unknown - 71 F

livebaseballscorecards.com

AB	32
R	0
H	7
RBI	0
BB	3
SO	5
LOB	16