

San Diego Padres - 1998

Batter	1	2	3	4	5	6	7	8	9	AB	R	H	RBI	BB	SO	LOB	TOP			
Quilvio Veras, S OBP: 0.500, SLG: 0.222			G1-3					1B		2	0	1	0	1	0	0	San Diego Padres @ Cincinnati Reds Cinergy Field, Cincinnati, OH Thu Apr 02 1998, 7:05 PM EST Att: 13,630 - Unknown - 59 F			
Steve Finley, L OBP: 0.425, SLG: 0.750	F8		P3				HBP	P6		4	0	0	0	0	1	3				
Tony Gwynn, L OBP: 0.308, SLG: 0.538	G3		G4-3					P6		4	0	1	0	0	0	1				
Ken Caminiti, S OBP: 0.231, SLG: 0.462	K							G4-3		4	0	0	0	0	1	3				
Greg Vaughn, R OBP: 0.167, SLG: 0.091		G6-3						F9		4	0	0	0	0	0	1				
Arch Cianfrizzo, R OBP: 0.383, SLG: 0.333										2	1	1	0	0	0	2				
Mark Sweneng, L OBP: 0.179										1	0	0	0	0	1	0				
Don Wengert, R OBP: 0.179										0	0	0	0	0	0	0				
Sterling Hitchcock, L OBP: 0.181										0	0	0	0	0	0	0				
Marc Kroon, R OBP: 0.190										1	0	0	0	0	0	0				
Carlos Hernandez, R OBP: 0.333, SLG: 0.250										4	0	1	0	0	0	1				
Chris Gomez, R OBP: 0.500, SLG: 0.727										3	0	2	1	0	0	0				
Andy Ashby, R OBP: 0.400, SLG: 0.625										2	0	0	0	0	1	1				
Wally Joyner, L OBP: 0.400, SLG: 0.625										1	0	0	0	0	0	1				
Inning Stats	R: 0 E: 0 K: 1 S: 11	H: 1 LOB: 1 BB: 0 P: 19	R: 1 E: 0 K: 0 S: 6	H: 3 LOB: 1 BB: 8 P: 8	R: 0 E: 0 K: 0 S: 6	H: 0 LOB: 0 BB: 0 P: 9	R: 0 E: 2 K: 0 S: 6	H: 0 LOB: 1 BB: 0 P: 9	R: 0 E: 0 K: 0 S: 7	H: 0 LOB: 0 BB: 0 P: 11	R: 0 E: 0 K: 1 S: 9	H: 1 LOB: 1 BB: 0 P: 13	R: 0 E: 0 K: 0 S: 9	H: 1 LOB: 1 BB: 1 P: 18	R: 0 E: 0 K: 0 S: 5	H: 0 LOB: 0 BB: 0 P: 5	1B: 5 2B: 1 3B: 0 HR: 0	SF: 0 SAC: 0 DP: 1 HBP: 1	WP: 0 PB: 0 SB: 1 CS: 0	PA: 34
PITCHER	IP WLS BF H R ER SO BB IBB HBP BLK WP HR S P ERA WHIP																			
Steve Cooke, L ERA: 1.5	(1, 1) 6.0 W 23 4 1 1 3 0 0 0 1 0 0 0 0 43 68 1.50 0.667																			
Stan Belinda, R ERA:	(7, 1) 1.1 6 1 0 0 1 1 0 0 0 0 0 0 14 22 0.00 1.500																			
Mike Remlinger, L ERA: 1.8	(8, 1) 0.0 1 1 0 0 0 0 0 0 0 0 0 0 1 3 ∞ ∞																			
Jeff Shaw, R ERA:	(8, 1) 1.2 S 4 0 0 0 0 0 0 0 0 0 0 0 8 11 0.00 0.000																			

Batter	1	2	3	4	5	6	7	8	9	AB	R	H	RBI	BB	SO	LOB	BOTTOM			
Chris Stynes, R OBP: 0.308, SLG: 0.538	K		K							4	1	1	1	0	2	1	San Diego Padres @ Cincinnati Reds Cinergy Field, Cincinnati, OH Thu Apr 02 1998, 7:05 PM EST Att: 13,630 - Unknown - 59 F			
Mike Remlinger, L ERA:										0	0	0	0	0	0	0				
Jeff Shaw, R ERA:										0	0	0	0	0	0	0				
Jon Nunnally, L OBP: 0.462, SLG: 0.667	G4-3									4	2	2	0	0	0	0				
Willie Greene, L OBP: 0.538, SLG: 1.100	K									3	2	2	2	1	1	0				
Eduardo Perez, R OBP: 0.231, SLG: 0.167										3	0	0	0	1	2	3				
Reggie Sanders, R OBP: 0.538, SLG: 0.333										3	0	2	1	1	0	0				
Bret Boone, R OBP: 0.462, SLG: 0.692										4	0	1	0	0	1	4				
Brook Fordyce, R ERA: 4.5										3	0	0	0	0	0	3				
Stan Belinda, R ERA:										0	0	0	0	0	0	0				
Pat Watkins, R ERA:										1	0	0	0	0	0	1				
Pokey Reese, R ERA: 4.5										3	0	0	0	0	3	0				
Steve Cooke, R OBP: 0.500, SLG: 0.500										2	0	1	0	0	0	0				
Eddie Taubensee, L OBP: 0.250, SLG: 0.375										1	0	0	0	0	0	0				
Inning Stats	R: 0 E: 0 K: 2 S: 8	H: 0 LOB: 0 BB: 0 P: 12	R: 0 E: 0 K: 1 S: 6	H: 0 LOB: 0 BB: 0 P: 9	R: 0 E: 0 K: 2 S: 11	H: 1 LOB: 1 BB: 0 P: 15	R: 2 E: 0 K: 0 S: 12	H: 2 LOB: 1 BB: 2 P: 26	R: 1 E: 0 K: 1 S: 10	H: 1 LOB: 0 BB: 0 P: 17	R: 0 E: 0 K: 1 S: 12	H: 1 LOB: 2 BB: 1 P: 21	R: 0 E: 0 K: 1 S: 5	H: 0 LOB: 0 BB: 0 P: 8	R: 2 E: 0 K: 1 S: 18	H: 4 LOB: 1 BB: 0 P: 27	1B: 5 2B: 2 3B: 0 HR: 2	SF: 0 SAC: 0 DP: 1 HBP: 0	WP: 2 PB: 1 SB: 1 CS: 0	PA: 34
PITCHER	IP WLS BF H R ER SO BB IBB HBP BLK WP HR S P ERA WHIP																			
Andy Ashby, R ERA: 4.5	(1, 1) 6.0 L 25 5 3 3 7 3 0 0 0 0 0 0 2 59 100 4.50 1.333																			
Don Wengert, R ERA:	(7, 1) 1.0 3 0 0 0 1 0 0 0 0 0 0 0 5 8 0.00 0.000																			
Sterling Hitchcock, L ERA: 4.5	(8, 1) 0.2 5 4 2 2 1 0 0 0 0 0 1 0 16 24 27.00 6.000																			
Marc Kroon, R ERA:	(8, 1) 0.1 1 0 0 0 0 0 0 0 0 0 0 0 2 3 0.00 0.000																			

AB 32
R 1
H 6
RBI 1
BB 1
SO 4
LOB 13



AB 31
R 5
H 9
RBI 4
BB 3
SO 9
LOB 12



Batter	1	2	3	4	5	6	7	8	9	AB	R	H	RBI	BB	SO	LOB	TOP					
Quilvio Veras, S OBP: 0.450, SLG: 0.214										5	1	1	0	1	0	4						
Steve Finley, L OBP: 0.350, SLG: 0.529										5	1	0	0	1	0	2						
Tony Gwynn, L OBP: 0.492, SLG: 0.588 Archi Cianfranco, R OBP: 0.333, SLG: 0.333										4	4	3	2	2	0	1						
Ken Caminiti, S OBP: 0.263, SLG: 0.444 Andy Sheets, R OBP: 0.333, SLG: 0.333										5	1	1	1	1	0	3						
Wally Joyner, L OBP: 0.500, SLG: 0.615										5	2	3	2	1	0	3						
Greg Vaughn, R OBP: 0.250, SLG: 0.077 Dan Miceli, R OBP: 0.333, SLG: 0.333 Mark Sweeney, L OBP: 0.333, SLG: 0.333 Marc Kroon, R OBP: 0.333, SLG: 0.333										2	0	0	0	2	2	3						
Greg Myers, L OBP: 0.356, SLG: 0.875										5	2	3	5	0	1	2						
Chris Gomez, R OBP: 0.471, SLG: 0.600										4	2	1	0	1	0	5						
24 Mark Langston, R OBP: 0.667, SLG: 1.000 James Mouton, R OBP: 0.333, SLG: 0.333										2	0	1	2	1	0	0						
Inning Stats	R: 6 E: 0 K: 1 S: 28	H: 5 LOB: 1 BB: 2 P: 45	R: 1 E: 0 K: 1 S: 13	H: 1 LOB: 1 BB: 1 P: 26	R: 0 E: 0 K: 1 S: 10	H: 1 LOB: 1 BB: 1 P: 18	R: 2 E: 0 K: 0 S: 14	H: 3 LOB: 2 BB: 1 P: 23	R: 0 E: 0 K: 0 S: 4	H: 0 LOB: 0 BB: 0 P: 7	R: 1 E: 0 K: 0 S: 10	H: 0 LOB: 1 BB: 3 P: 27	R: 0 E: 0 K: 0 S: 8	H: 0 LOB: 1 BB: 1 P: 14	R: 0 E: 0 K: 0 S: 6	H: 0 LOB: 0 BB: 0 P: 10	R: 3 E: 1 K: 0 S: 23	H: 3 LOB: 3 BB: 1 P: 36	1B: 9 2B: 4 3B: 0 HR: 0	SF: 1 SAC: 0 DP: 1 HBP: 0	WP: 0 PB: 0 SB: 1 CS: 0	PA: 50
PITCHER	IP WLS BF H R ER SO BB IBB HBP BLK WP HR S P ERA WHIP																					
Manny Aybar, R ERA: 27.0	(1, 1) 2.1 L 18 7 7 7 3 4 0 0 0 0 0 0 48 85 27.00 4.714																					
Mark Petkovsek, R ERA: 9.0	(3, 1) 3.0 14 3 3 3 0 3 0 0 0 0 0 0 26 48 9.00 2.000																					
Juan Acevedo, R ERA: 3.38	(6, 1) 2.2 10 0 0 0 0 2 0 0 0 0 0 0 19 37 0.00 0.750																					
John Frascatore, R ERA: 3.38	(9, 1) 1.0 8 3 3 1 0 1 0 0 0 0 0 0 23 36 9.00 4.000																					

San Diego Padres @ St. Louis Cardinals
 Busch Stadium, St. Louis, MO
 Fri Apr 03 1998, 7:05 PM CST
 Att: 26,760 - Cloudy - 44 F

AB	39
R	13
H	13
RBI	13
BB	10
SO	3
LOB	23

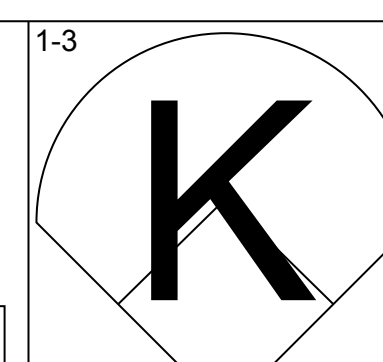
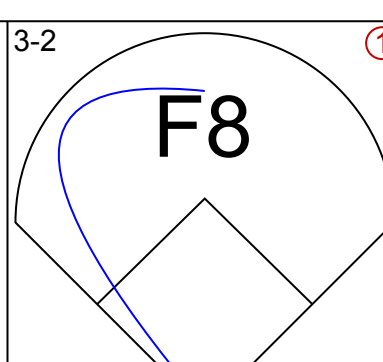
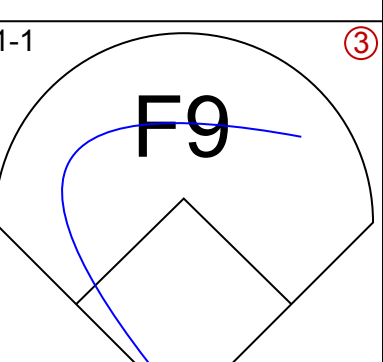
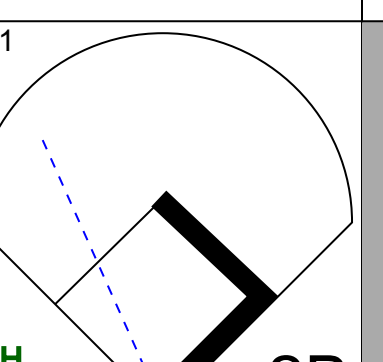
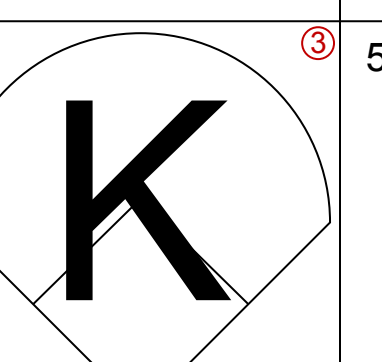
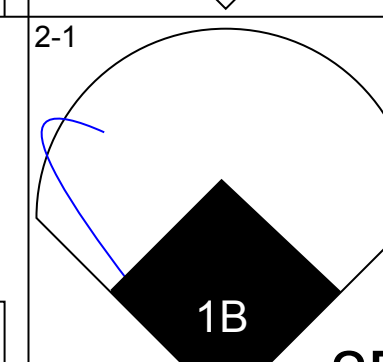
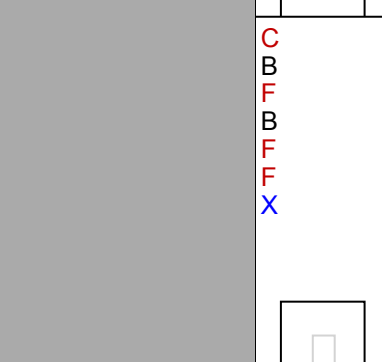
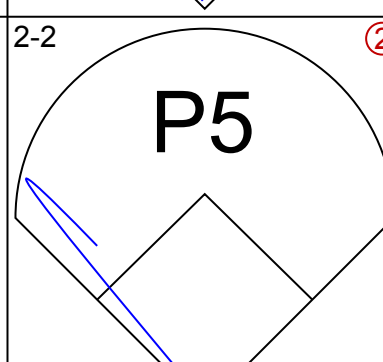
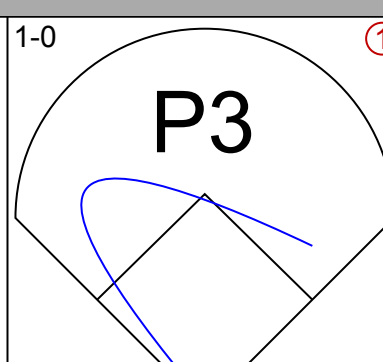
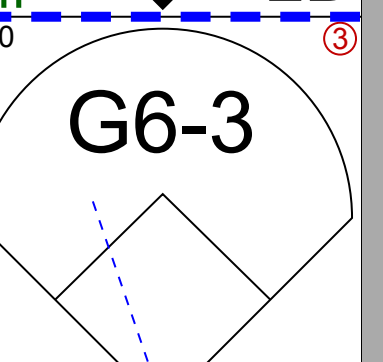
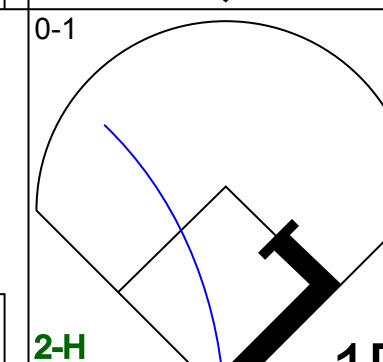
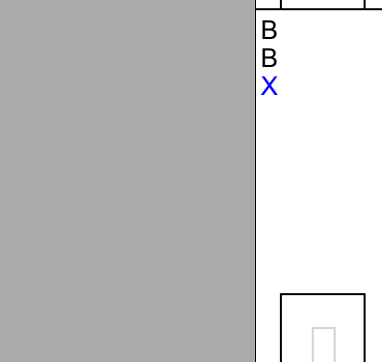
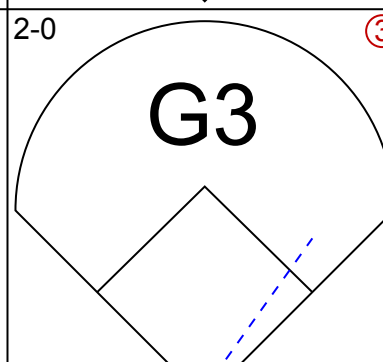
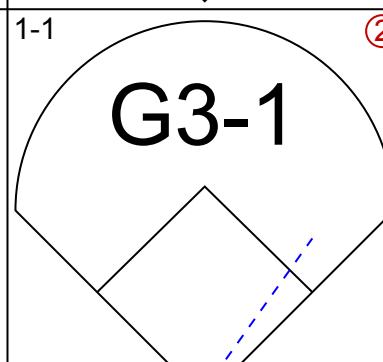

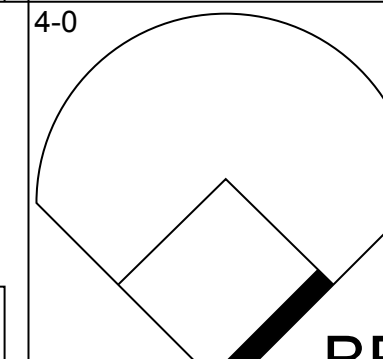
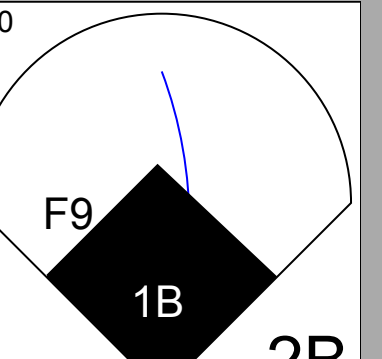
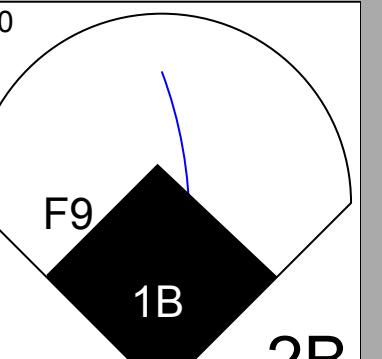

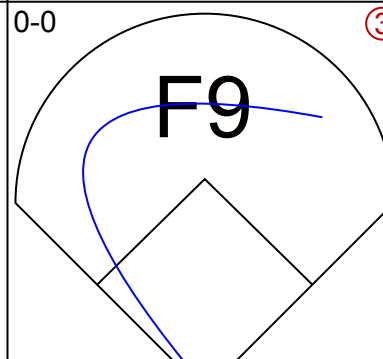
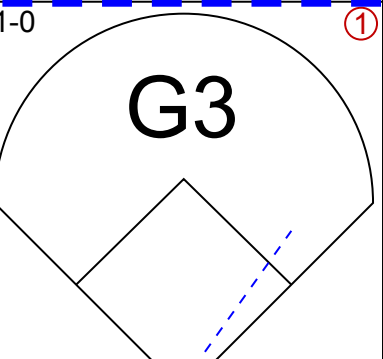
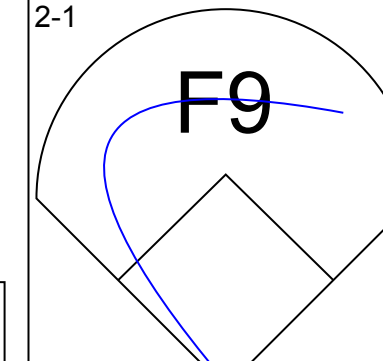
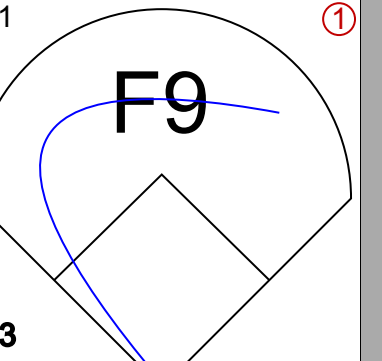

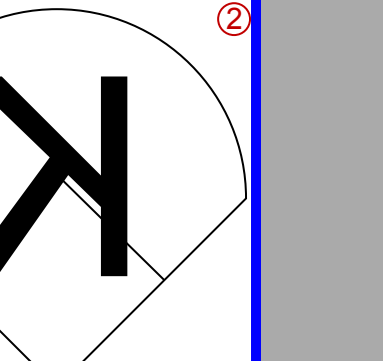

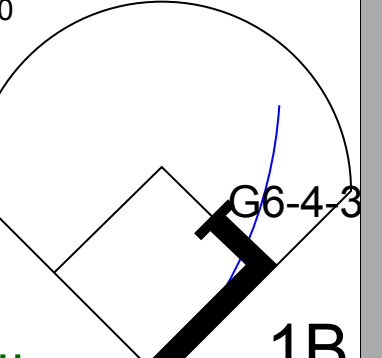
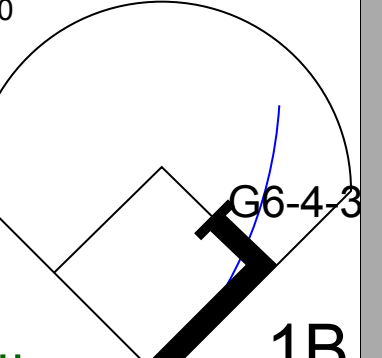
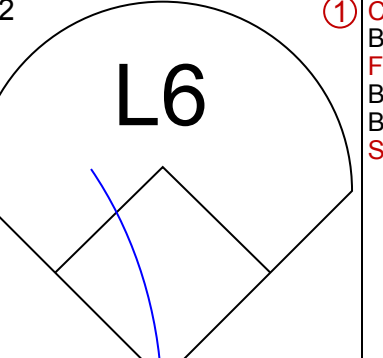
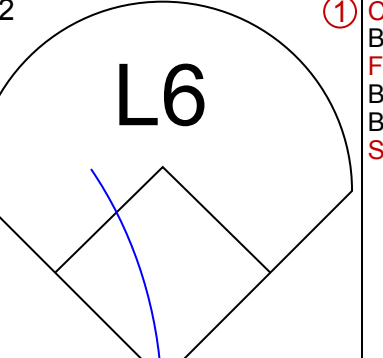
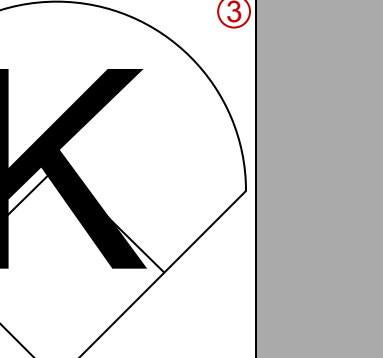
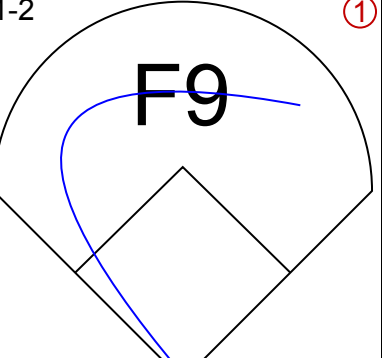
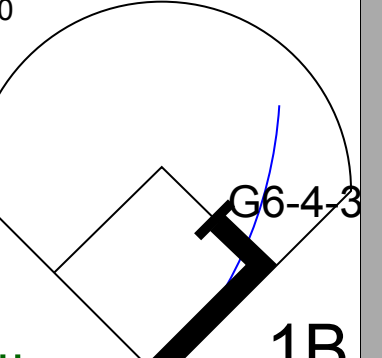
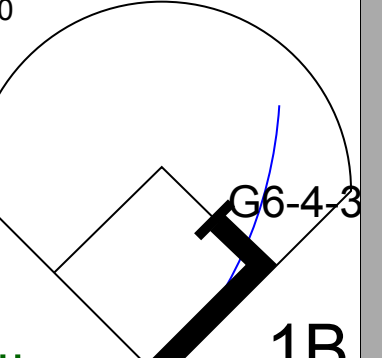
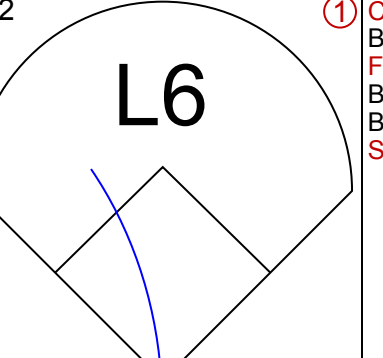
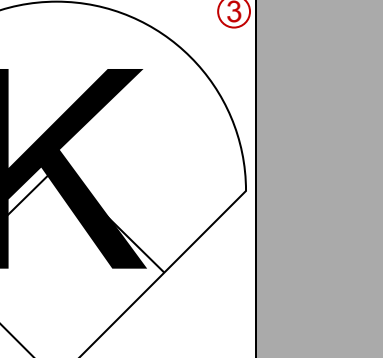
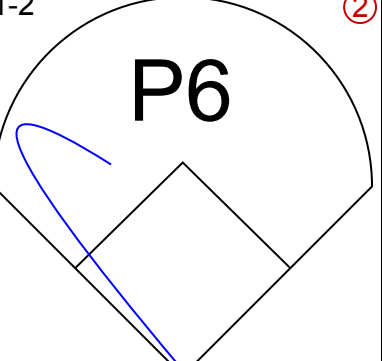
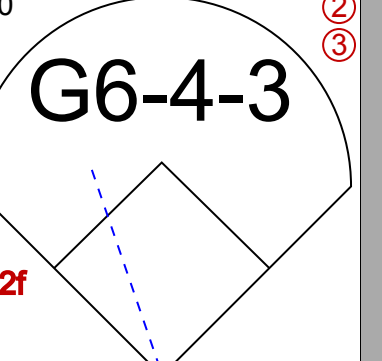
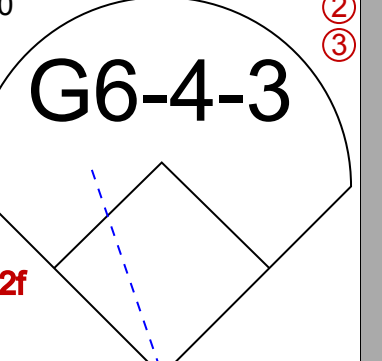
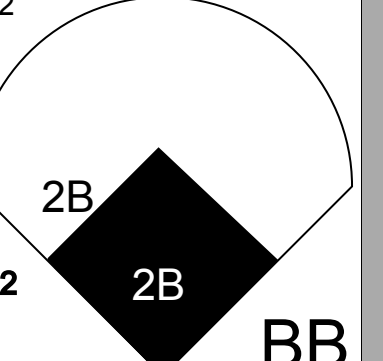
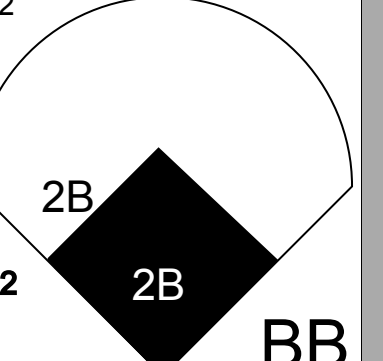
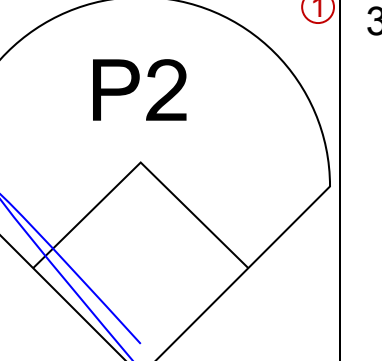
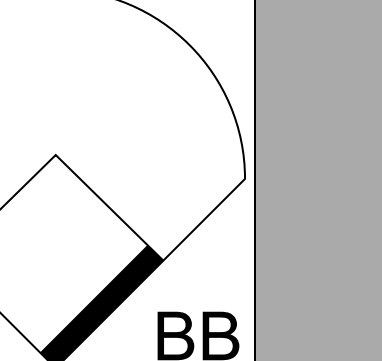
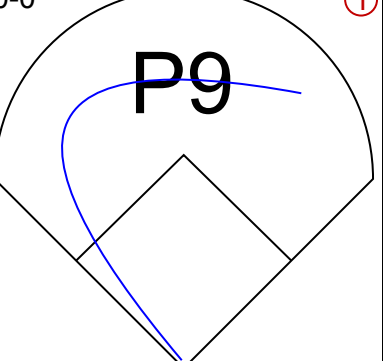
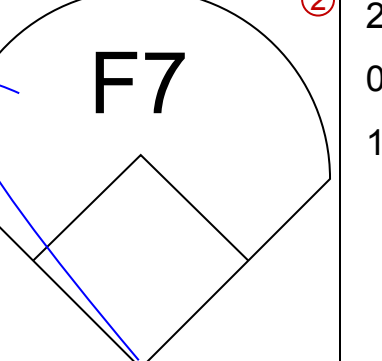
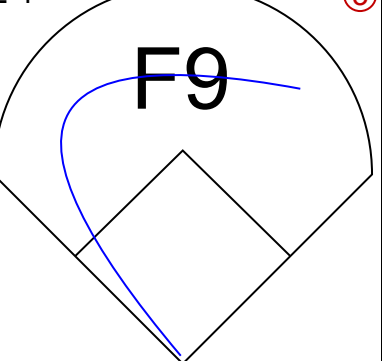
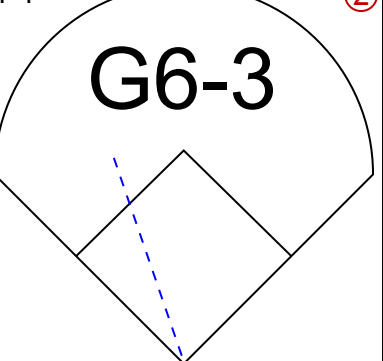
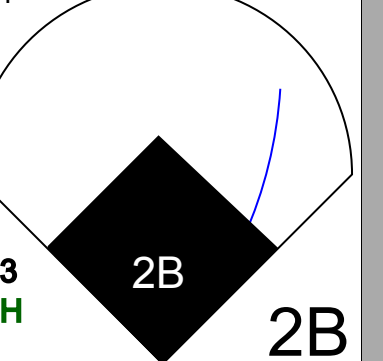
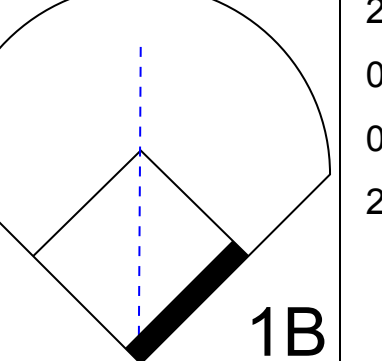


Batter	1	2	3	4	5	6	7	8	9	AB	R	H	RBI	BB	SO	LOB	BOTTOM					
Royce Clayton, R OBP: 0.500, SLG: 0.417										3	2	2	1	2	1	0						
Brian Jordan, R OBP: 0.077, SLG: 0.231										5	1	1	1	0	3	4						
Mark McGwire, R OBP: 0.563, SLG: 1.250										4	1	1	2	1	2	1						
Ron Gant, R OBP: 0.462, SLG: 0.900 Willie McGee, S OBP: 0.600, SLG: 0.500										1	0	0	1	1	1	1						
Brian Hunter, R OBP: 0.333, SLG: 0.333										3	0	0	0	1	0	1						
Gary Gaetti, R OBP: 0.600, SLG: 0.625 Juan Acevedo, R OBP: 1.000, SLG: 1.000 Delino DeShields, L OBP: 0.250, SLG: 0.182										2	0	0	0	1	0	3						
Tom Pagnozzi, R OBP: 0.333, SLG: 0.333										3	0	0	0	1	0	1						
David Bell, R OBP: 0.250, SLG: 0.500 Ray Lankford, L OBP: 0.455, SLG: 0.600 John Frascatore, R OBP: 0.333, SLG: 0.333										3	0	1	0	0	1	1						
Manny Aybar, R OBP: 0.333, SLG: 0.333 Mark Petkovsek, R OBP: 0.500, SLG: 1.000 David Howard, S OBP: 0.333, SLG: 0.333										0	0	0	0	0	0	0						
Inning Stats	R: 0 E: 0 K: 2 S: 10	H: 1 LOB: 0 BB: 0 P: 16	R: 0 E: 0 K: 1 S: 7	H: 0 LOB: 1 BB: 1 P: 13	R: 2 E: 0 K: 1 S: 15	H: 2 LOB: 2 BB: 2 P: 32	R: 0 E: 0 K: 0 S: 8	H: 0 LOB: 0 BB: 0 P: 10	R: 3 E: 0 K: 0 S: 14	H: 2 LOB: 0 BB: 2 P: 30	R: 0 E: 0 K: 1 S: 12	H: 1 LOB: 2 BB: 1 P: 24	R: 0 E: 0 K: 2 S: 7	H: 0 LOB: 0 BB: 0 P: 11	R: 0 E: 0 K: 0 S: 5	H: 0 LOB: 1 BB: 1 P: 12	R: 0 E: 0 K: 2 S: 10	H: 0 LOB: 0 BB: 0 P: 12	1B: 1 2B: 4 3B: 1 HR: 1	SF: 1 SAC: 0 DP: 1 HBP: 0	WP: 1 PB: 0 SB: 4 CS: 0	PA: 39
PITCHER	IP WLS BF H R ER SO BB IBB HBP BLK WP HR S P ERA WHIP																					
24 Mark Langston, L ERA: 9.0	(1, 1) 5.0 W 24 5 5 5 4 5 0 0 0 0 1 0 19 35 9.00 2.000																					
Dan Miceli, R ERA: 5.4	(6, 1) 2.0 8 1 0 0 3 1 0 0 0 0 1 0 19 35 0.00 1.000																					
Marc Kroon, R ERA: 5.4	(8, 1) 2.0 7 0 0 0 2 1 0 0 0 0 0 0 15 24 0.00 0.500																					

San Diego Padres @ St. Louis Cardinals
 Busch Stadium, St. Louis, MO
 Fri Apr 03 1998, 7:05 PM CST
 Att: 26,760 - Cloudy - 44 F

AB	31
R	5
H	6
RBI	5
BB	7
SO	9
LOB	15

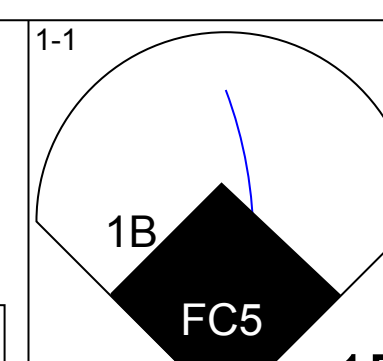
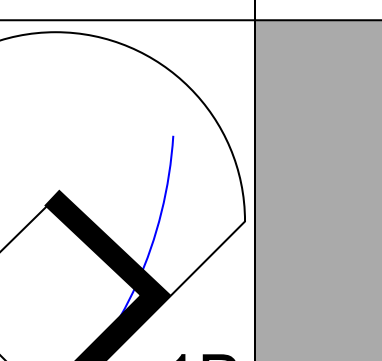
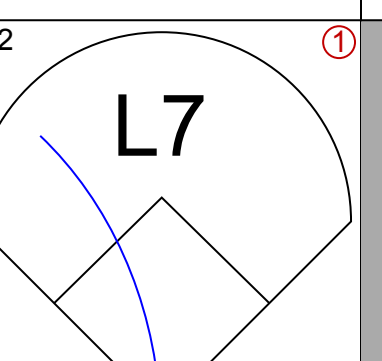
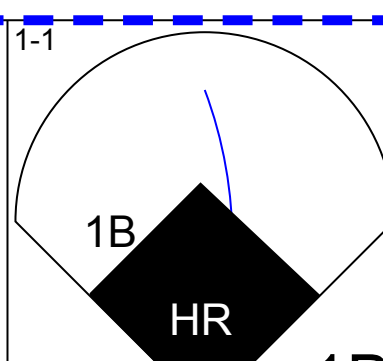
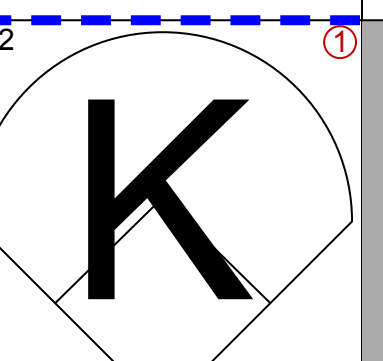
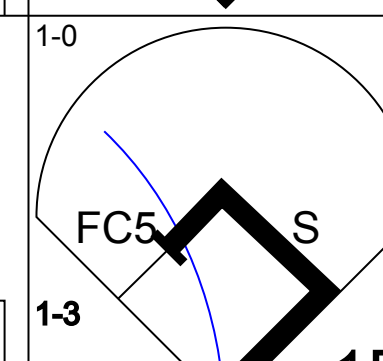
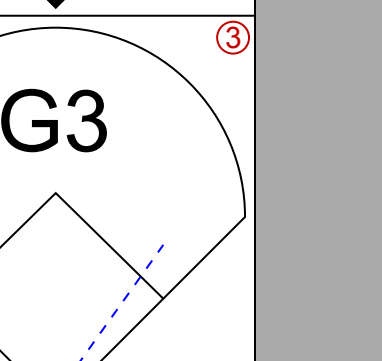
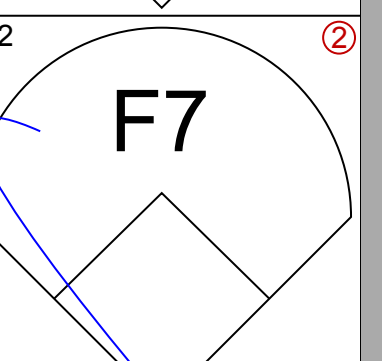
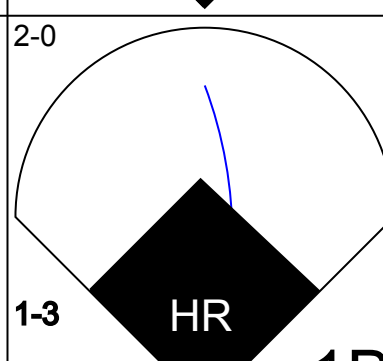
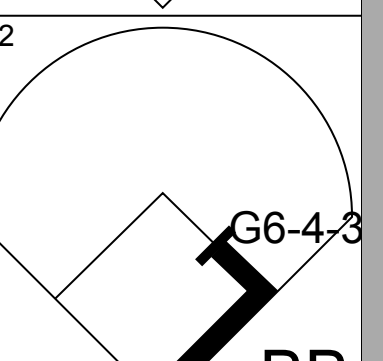
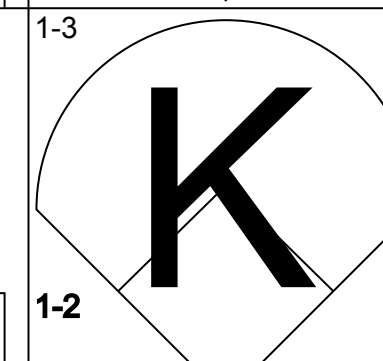
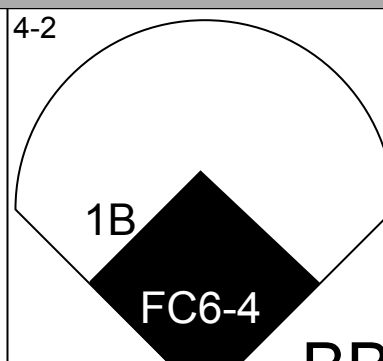
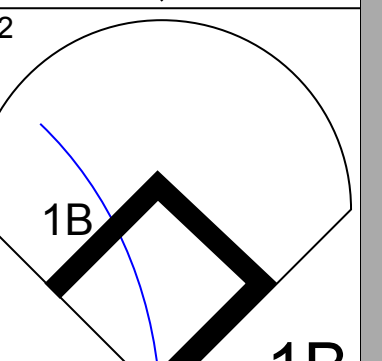

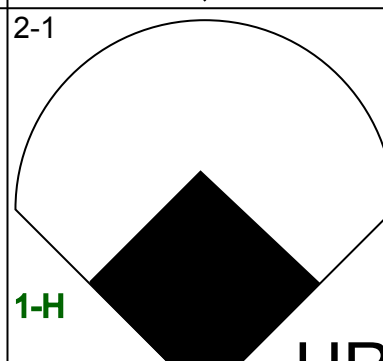
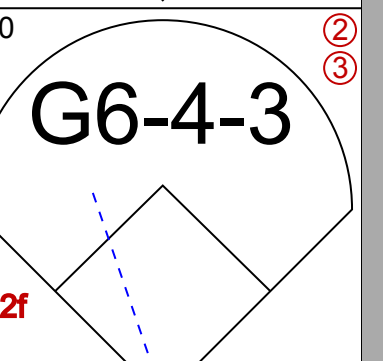
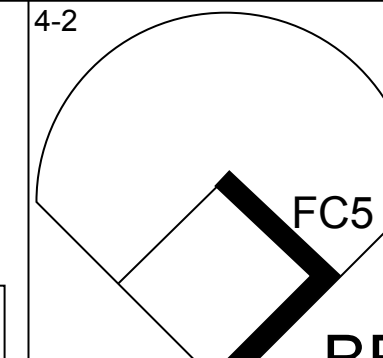
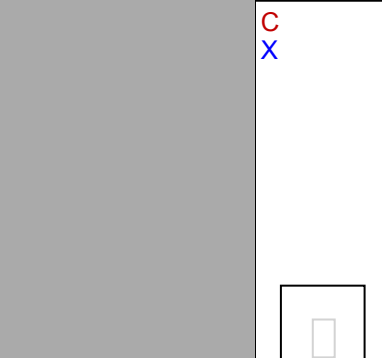
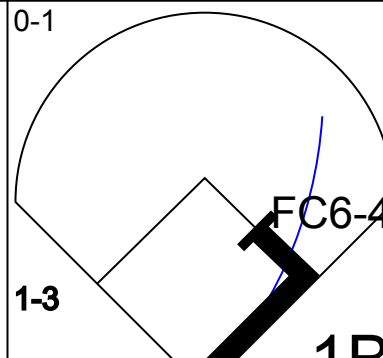
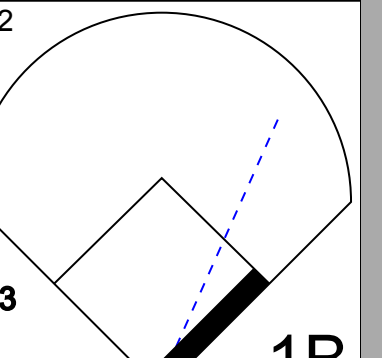
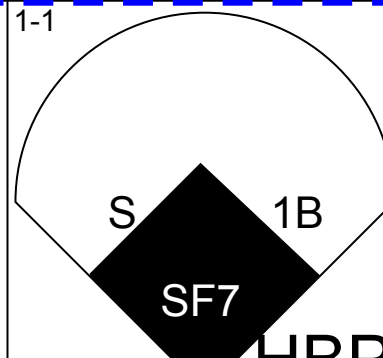

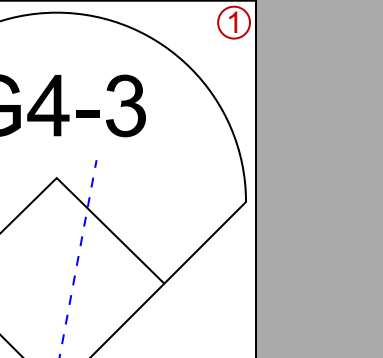
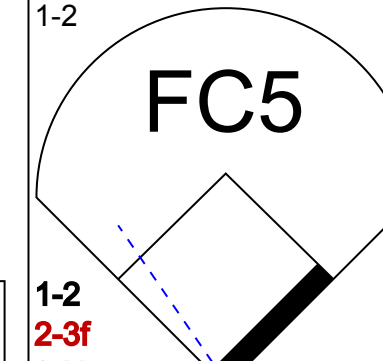
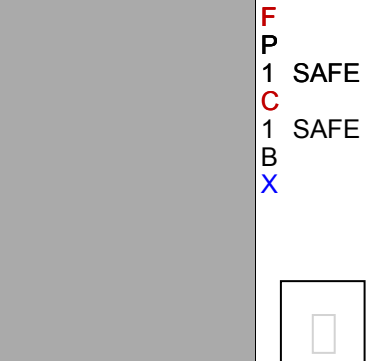
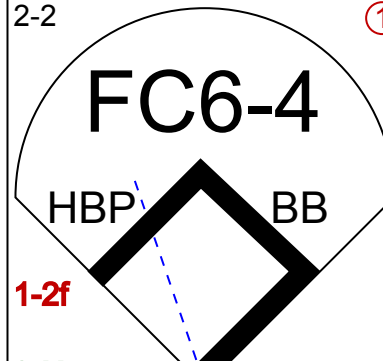
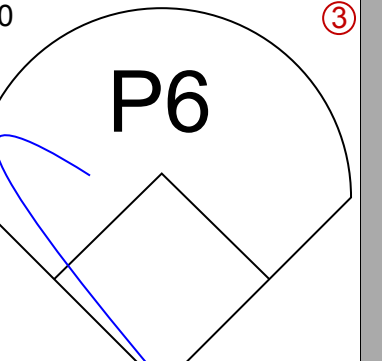
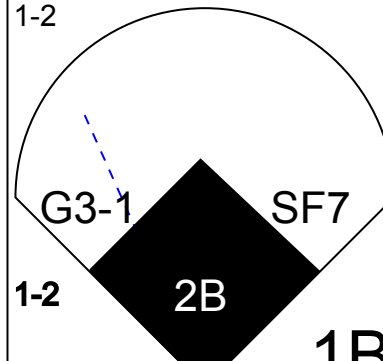

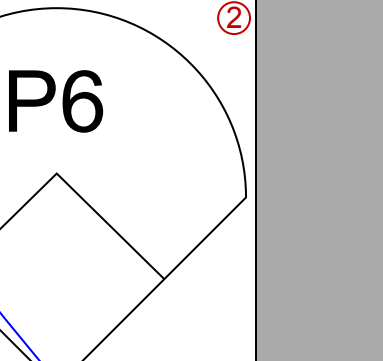
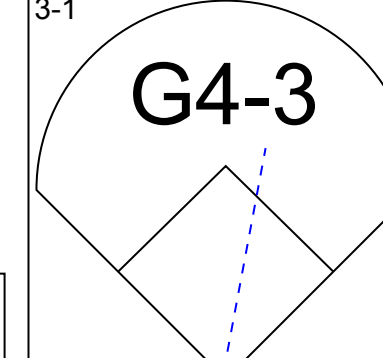
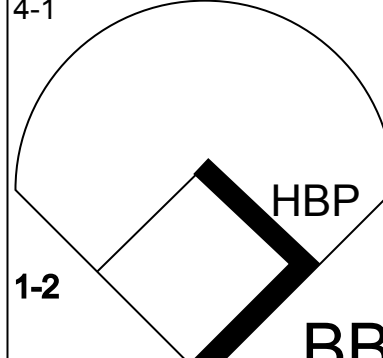

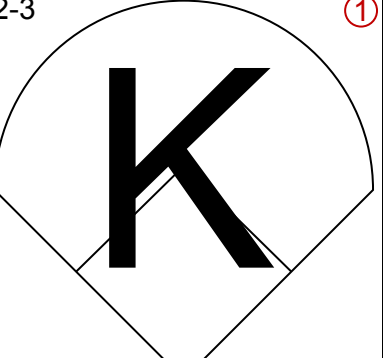
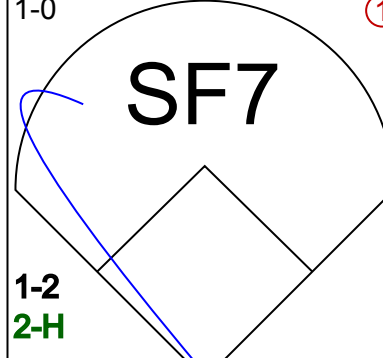
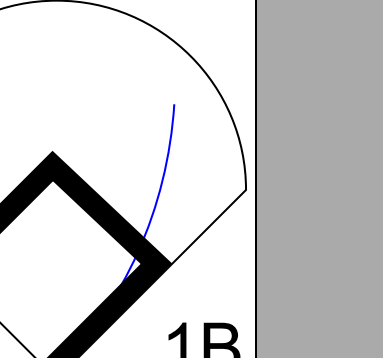
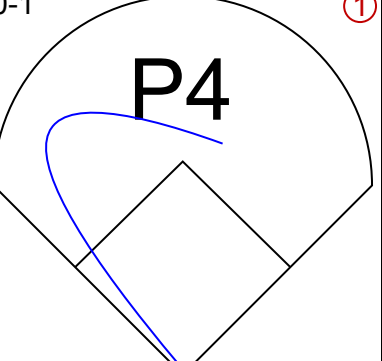
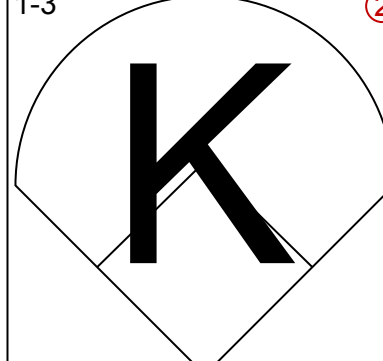

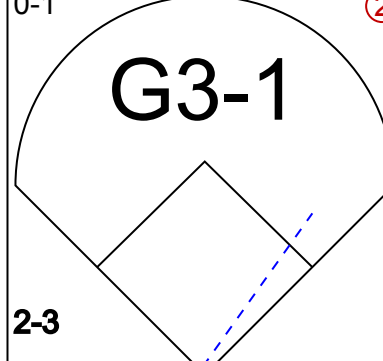
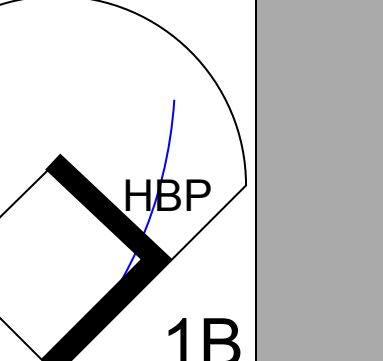
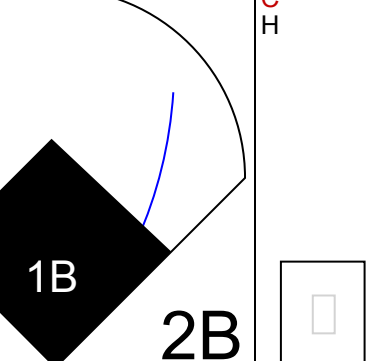
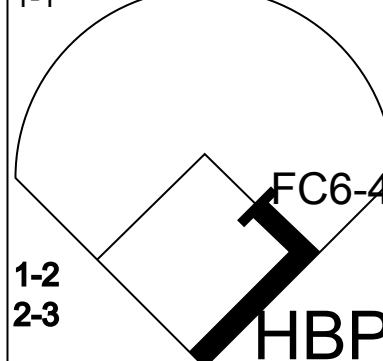

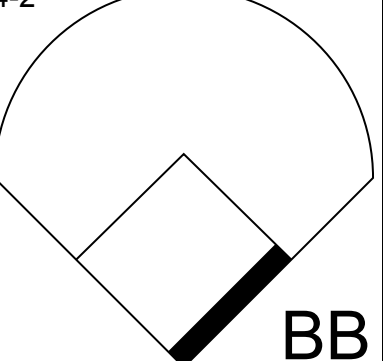
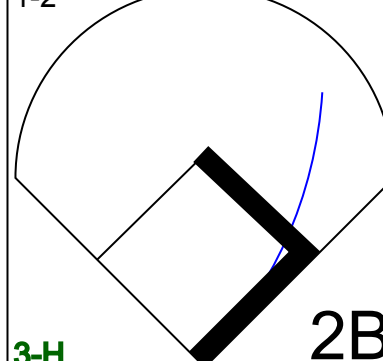
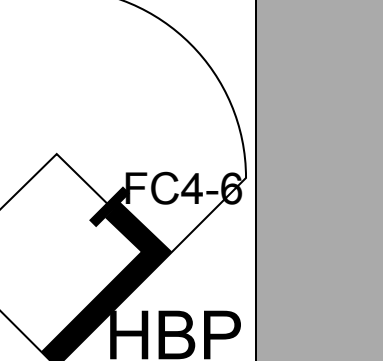

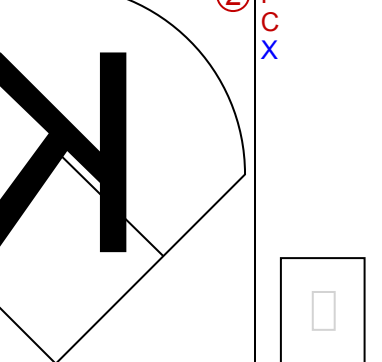
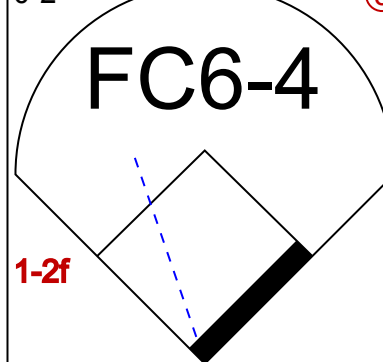
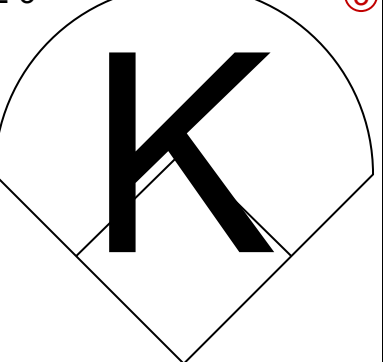
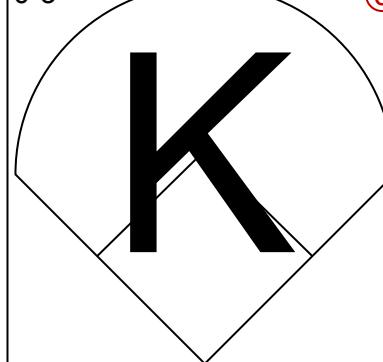
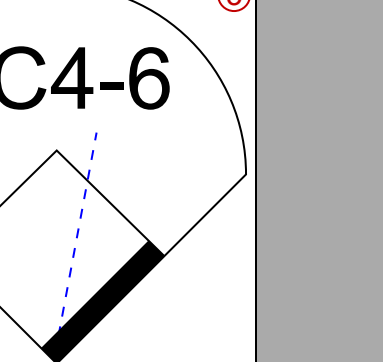


Batter	1	2	3	4	5	6	7	8	9	AB	R	H	RBI	BB	SO	LOB	TOP			
James Mouton, R (1.7) OBP: 0.111, SLG: 0.250										5	0	1	2	0	2	1				
Steve Finley, L (1.8) OBP: 0.333, SLG: 0.524										4	1	1	0	0	0	1				
Tony Gwynn, L (1.9) OBP: 0.478, SLG: 0.714										4	1	2	2	0	0	0				
Ken Caminiti, S (1.5) OBP: 0.304, SLG: 0.476										3	1	1	0	1	0	0				
Archi Cianfrocco, R (1.3) OBP: 0.333, SLG: 0.200										2	1	0	0	1	0	2				
Mark Sweeney, L (8. PH) Ed Giovanola, L (8.4)										1	0	0	0	0	1	0				
Carlos Hernandez, R (1.2) OBP: 0.309, SLG: 0.250										4	0	1	1	0	1	1				
Chris Gomez, R (1.6) OBP: 0.429, SLG: 0.500										3	1	0	0	1	0	1				
Andy Sheets, R (1.4) Brian Boehringer, S (7.1) Quilvio Vera, S (9. PH) OBP: 0.429, SLG: 0.200										2	0	0	0	1	0	2				
Pete Smith, R (1.1) Don Wengert, R (6.1) Sterling Hitchcock, L (6.1) Wally Joyner, L (7. PH) OBP: 0.556, SLG: 0.733										2	0	0	0	0	0	1				
Inning Stats	R: 1 E: 0 K: 1 S: 9	H: 2 LOB: 1 BB: 1 P: 18	R: 0 E: 0 K: 0 S: 12	H: 0 LOB: 1 BB: 1 P: 20	R: 0 E: 0 K: 0 S: 10	H: 0 LOB: 0 BB: 0 P: 17	R: 1 E: 0 K: 0 S: 5	H: 2 LOB: 0 BB: 0 P: 7	R: 0 E: 0 K: 0 S: 4	H: 0 LOB: 0 BB: 0 P: 6	R: 3 E: 0 K: 0 S: 17	H: 2 LOB: 1 BB: 2 P: 28	R: 1 E: 0 K: 2 S: 13	H: 1 LOB: 0 BB: 0 P: 19	R: 0 E: 0 K: 1 S: 13	H: 1 LOB: 1 BB: 0 P: 20	1B: 3 2B: 4 3B: 0 HR: 1	SF: 0 SAC: 0 DP: 1 HBP: 0	WP: 0 PB: 0 SB: 0 CS: 0	PA: 37
PITCHER	IP	WLS	BF	H	R	ER	SO	BB	IBB	HBP	BLK	WP	HR	S	P	ERA	WHIP			
Kent Mercker, L (1.1) ERA: 4.5	6.0	W	23	4	3	3	1	3	0	0	0	0	0	47	81	4.50	1.167			
Mike Busby, R (7.1) ERA: 10.8	0.2	5	2	2	2	0	1	0	0	0	0	0	0	14	21	27.00	4.500			
Lance Painter, L (7.1) ERA: 5.4	0.1	2	1	1	1	0	0	0	0	0	0	0	1	7	9	27.00	3.000			
Kent Bottenfield, R (8.1) ERA: 4.5	2.0	S	7	1	0	0	3	0	0	0	0	0	0	20	31	0.00	0.500			

San Diego Padres @ St. Louis Cardinals
 Busch Stadium, St. Louis, MO
 Sat Apr 04 1998, 3:33 AM CST
 Att: 34,292 - Cloudy - 49 F

AB 33
 R 6
 H 8
 RBI 6
 BB 4
 SO 4
 LOB 9



Batter	1	2	3	4	5	6	7	8	9	AB	R	H	RBI	BB	SO	LOB	BOTTOM			
Royce Clayton, R (1.6) OBP: 0.524, SLG: 0.471										5	2	3	1	0	1	0				
Delino DeShields, L (1.4) OBP: 0.333, SLG: 0.267										4	1	2	0	1	0	1				
Mark McGwire, R (1.3) OBP: 0.571, SLG: 1.250										4	2	2	3	1	1	3				
Ray Lankford, L (1.8) OBP: 0.563, SLG: 0.615										3	1	2	0	1	0	0				
Willie McGee, S (1.7) OBP: 0.400, SLG: 0.333										5	1	1	2	0	0	5				
John Mabry, L (1.9) OBP: 0.400, SLG: 0.333										3	0	1	1	1	1	2				
David Bell, R (1.5) OBP: 0.222, SLG: 0.333										5	0	1	0	0	2	3				
Tom Lampkin, L (1.2) OBP: 0.600, SLG: 0.667										2	1	2	1	1	0	0				
Kent Mercker, L (1.1) Mike Busby, R (7.1) Lance Painter, L (7.1) Kent Bottenfield, R (8.1)										4	0	0	0	0	3	6				
Inning Stats	R: 1 E: 0 K: 1 S: 14	H: 2 LOB: 2 BB: 1 P: 25	R: 1 E: 0 K: 1 S: 9	H: 2 LOB: 0 BB: 0 P: 13	R: 1 E: 0 K: 1 S: 16	H: 1 LOB: 3 BB: 2 P: 27	R: 0 E: 0 K: 0 S: 13	H: 2 LOB: 2 BB: 0 P: 19	R: 0 E: 0 K: 3 S: 15	H: 0 LOB: 1 BB: 1 P: 26	R: 5 E: 0 K: 1 S: 19	H: 5 LOB: 1 BB: 0 P: 28	R: 0 E: 0 K: 1 S: 7	H: 0 LOB: 0 BB: 1 P: 13	R: 0 E: 0 K: 0 S: 12	H: 2 LOB: 3 BB: 0 P: 15	1B: 11 2B: 2 3B: 0 HR: 1	SF: 1 SAC: 0 DP: 1 HBP: 3	WP: 0 PB: 0 SB: 2 CS: 0	PA: 45
PITCHER	IP	WLS	BF	H	R	ER	SO	BB	IBB	HBP	BLK	WP	HR	S	P	ERA	WHIP			
Pete Smith, R (1.1) ERA: 5.4	5.0	L	27	7	3	3	6	4	0	1	0	0	0	67	110	5.40	2.200			
Don Wengert, R (6.1) ERA: 11.57	0.0	3	3	3	3	0	0	0	0	0	0	0	1	5	10	-	-			
Sterling Hitchcock, L (6.1) ERA: 07.0	1.0	6	2	2	2	1	0	0	0	1	0	0	0	14	18	18.00	2.000			
Brian Boehringer, R (7.1) ERA: 1.93	2.0	9	2	0	0	0	1	1	0	1	0	0	0	19	28	0.00	1.500			

San Diego Padres @ St. Louis Cardinals
 Busch Stadium, St. Louis, MO
 Sat Apr 04 1998, 3:33 AM CST
 Att: 34,292 - Cloudy - 49 F

AB 36
 R 8
 H 14
 RBI 8
 BB 5
 SO 8
 LOB 23



Batter	1	2	3	4	5	6	7	8	9	AB	R	H	RBI	BB	SO	LOB	TOP										
Quilvio Veras, S OBP: 0.423, SLG: 0.211 (1, 4)	4-1 2B G3-1 BB		2-1 G4-3			2-2 G1-3		3-2 G4-3	1-0 1B	4	1	2	1	0	1		San Diego Padres @ St. Louis Cardinals Busch Stadium, St. Louis, MO Sun Apr 05 1998, 3:33 AM CDT Att: 35,499 - Sunny - 60 F										
Steve Finley, L OBP: 0.310, SLG: 0.500 (1, 8)	1-2 G3-1 SF9 2B		1-3 K			1-1 G4-3		1-0 G1-3	3-3 K	5	1	1	0	0	2	2											
Tony Gwynn, L OBP: 0.481, SLG: 0.667 (1, 9)	0-0 G3-1			4-1 G4-6-3 BB		3-1 F7			0-1 HR	3	1	1	1	1	0	1											
Ken Caminiti, S OBP: 0.296, SLG: 0.583 (1, 5)	0-1 SF9			2-1 F8			1-1 L9		0-0 HR	3	1	1	3	0	0	1											
Wally Joyner, L OBP: 0.500, SLG: 0.611 (1, 3)	0-0 G4-3			2-0 G4-6-3			1-3 K		4-0 HR	3	1	0	0	1	1	1											
Mark Sweeney, L OBP: 0.143, SLG: 0.143 Greg Vaughn, R OBP: 0.284, SLG: 0.077 Dan Miceli, R (9, 1)	0-1 CS 1B				1-3 K				4-1 SF7 WP BB	3	0	1	0	0	1	0											
Carlos Hernandez, R OBP: 0.353, SLG: 0.313 (1, 2)	1-1 G6-3			1-0 BLK 1B				0-1 E G4-3 1B	1-2 G4-3 WP 1B	4	2	2	0	0	0	3											
Chris Gomez, R OBP: 0.400, SLG: 0.476 (1, 6)	0-3 K			1-3 K				0-0 E1 G4-3 1B	1-1 SF7	3	0	1	1	0	2	1											
Kevin Brown, R OBP: 0.187, SLG: 0.333 Greg Myers, S OBP: 0.200, SLG: 0.278 Brian Boehringer, S Trevor Hoffman, R James Mouton, R OBP: 0.100, SLG: 0.222 (9, 7)	0-3 K				0-0 G6-3			0-3 K	2-2 G4-3	2	0	0	0	0	1	1											
Inning Stats	R: 2 E: 0 K: 0 S: 10	H: 1 LOB: 0 BB: 1 P: 15	R: 0 E: 0 K: 1 S: 7	H: 1 LOB: 0 BB: 0 P: 8	R: 0 E: 0 K: 2 S: 8	H: 0 LOB: 0 BB: 0 P: 11	R: 0 E: 0 K: 0 S: 4	H: 0 LOB: 0 BB: 1 P: 12	R: 0 E: 0 K: 2 S: 9	H: 1 LOB: 0 BB: 0 P: 12	R: 0 E: 0 K: 0 S: 7	H: 0 LOB: 0 BB: 0 P: 13	R: 0 E: 0 K: 1 S: 10	H: 0 LOB: 0 BB: 0 P: 13	R: 1 E: 0 K: 1 S: 10	H: 2 LOB: 1 BB: 0 P: 14		R: 5 E: 1 K: 1 S: 21	H: 3 LOB: 1 BB: 2 P: 36	1B: 6 2B: 1 3B: 0 HR: 1	SF: 2 SAC: 0 DP: 1 HBP: 0	WP: 1 PB: 0 SB: 0 CS: 1	PA: 38				
PITCHER	IP	WLS	BF	H	R	ER	SO	BB	IBB	HBP	BLK	WP	HR	S	P	ERA	WHIP										
Todd Stottlemyre, R ERA: 1.2 Lance Painter, L ERA: 21.6 Braden Looper, R ERA: 6.0 (1, 1) (9, 1) (9, 1)	8.0		29	5	3	2	7	2	0	0	1	0	0	65	98	2.25	0.875										


Batter	1	2	3	4	5	6	7	8	9	AB	R	H	RBI	BB	SO	LOB	BOTTOM										
Delino DeShields, L OBP: 0.409, SLG: 0.316 (1, 4)	3-2 G4-3		1-0 P5			1-0 BB G4-6-3 1B		1-1 CS 1B	4-2 2B 1B	4	1	2	1	1	0	0	San Diego Padres @ St. Louis Cardinals Busch Stadium, St. Louis, MO Sun Apr 05 1998, 3:33 AM CDT Att: 35,499 - Sunny - 60 F										
Willie McGee, S OBP: 0.497, SLG: 0.462 (1, 7)	3-2 K		0-0 G6-3		1-1 SAFE G4-6-3 BB		2-1 1B	2-1 1B	1-3 2B	4	0	2	2	1	1	0											
Mark McGwire, R OBP: 0.538, SLG: 1.050 (1, 3)	1-1 1B		2-3 K		4-1 G4-6-3 1B		1-3 K	3-2 G6-3		4	0	1	0	1	2	3											
Ray Lankford, L OBP: 0.476, SLG: 0.500 (1, 8)	1-0 F8			0-0 G4-3 1B		1-1 G4-6-3		2-2 F7	0-3 K	5	1	1	0	0	1	3											
Brian Jordan, R OBP: 0.222, SLG: 0.389 (1, 9)		0-1 G3-1 1B		0-0 G4-3 1B		0-2 G5-3		0-0 FC4-6 1B	1-0 P5	5	2	3	0	0	0	1											
John Mabry, L OBP: 0.276, SLG: 0.333 David Bell, R OBP: 0.222, SLG: 0.333 Rolf Santis, R OBP: 0.200, SLG: 0.900 Lance Painter, L Braden Looper, R Brian Hunter, R OBP: 0.333, SLG: 0.200 (1, 5) (7, 5) (8, 9) (9, 1) (9, 1)	0-0 G3-1 1B			1-0 P4		0-0 G1-3		4-2 FC4-6 BB	1-2 1B	3	0	1	0	0	0	2											
Tom Lampkin, L OBP: 0.450, SLG: 0.471 (1, 2)	0-3 K			0-1 G4-3		2-1 G2-3		0-2 FC4-6 BB	2-1 F8	5	1	0	0	0	1	7											
David Howard, S OBP: 0.286, SLG: 0.167 (1, 6) (9, 5)	0-0 G3-1			1-1 1B		2-1 G3		4-0 BB 1B		3	1	1	2	1	0	2											
Todd Stottlemyre, L OBP: 0.333, SLG: 0.333 Royce Clayton, R OBP: 0.545, SLG: 0.500 (1, 1) (8, 9) (9, 6)	1-2 2B		1-3 K		1-3 1B			1-2 2B 1B		3	0	0	0	0	3	3											
Inning Stats	R: 0 E: 0 K: 1 S: 10	H: 1 LOB: 0 BB: 0 P: 18	R: 0 E: 0 K: 2 S: 10	H: 2 LOB: 0 BB: 0 P: 11	R: 0 E: 0 K: 1 S: 5	H: 0 LOB: 0 BB: 0 P: 8	R: 2 E: 0 K: 1 S: 10	H: 3 LOB: 1 BB: 0 P: 13	R: 1 E: 0 K: 0 S: 9	H: 1 LOB: 1 BB: 2 P: 19	R: 0 E: 0 K: 0 S: 5	H: 0 LOB: 0 BB: 0 P: 9	R: 0 E: 0 K: 2 S: 10	H: 2 LOB: 1 BB: 0 P: 14	R: 4 E: 0 K: 0 S: 18	H: 3 LOB: 2 BB: 3 P: 37		R: 0 E: 0 K: 1 S: 9	H: 1 LOB: 0 BB: 0 P: 13	1B: 11 2B: 2 3B: 0 HR: 0	SF: 0 SAC: 0 DP: 1 HBP: 0	WP: 0 PB: 0 SB: 1 CS: 1	PA: 43				
PITCHER	IP	WLS	BF	H	R	ER	SO	BB	IBB	HBP	BLK	WP	HR	S	P	ERA	WHIP										
Kevin Brown, R ERA: 2.7 Brian Boehringer, R ERA: 5.4 Trevor Hoffman, R ERA: 10.8 Dan Miceli, R ERA: 4.15 (1, 1) (8, 1) (8, 1) (9, 1)	0.1		3	1	2	2	0	1	0	0	0	0	0	6	12	54.00	6.000										



Batter	1	2	3	4	5	6	7	8	9	10	AB	R	H	RBI	BB	SO	LOB				
Chris Stynes, R OBP: 0.333, SLG: 0.429 (1, 7)	G5-3	P3			G3			SH5-4		G5-3	4	0	0	0	0	0	3				
Jon Nunnally, L OBP: 0.385, SLG: 0.409 (1, 9)	BB 1B	K			G4-3			F7		P2	5	1	1	0	0	1	4				
Barry Larkin, R (1, 6)	F9				F7			G4-3			4	0	0	0	0	0	2				
Willie Greene, L OBP: 0.414, SLG: 0.545 (1, 5)	BB 1B				K			K		G5-3 1B	3	1	1	0	1	2	0				
Eduardo Perez, R OBP: 0.250, SLG: 0.182 (1, 3)	BB 1B				K			G4-3		G5-3	4	0	1	1	0	1	1				
Reggie Sanders, R OBP: 0.464, SLG: 0.429 (1, 8)	BB 1B				G6-4-3 BB			K		K	3	0	1	1	1	2	1				
Bret Boone, R OBP: 0.321, SLG: 0.444 (1, 4)	F8				G6-4-3 1-2			F9		G4-3	4	0	0	0	0	0	4				
Eddie Taubensee, L OBP: 0.316, SLG: 0.294 (1, 2)					K			G4-3			3	0	1	0	1	1	0				
Pokey Reese, R OBP: 0.188, SLG: 0.143 (10, PR)										WP SH3-4 1B	0	0	0	0	0	0	0				
Brook Fordyce, R OBP: 0.222, SLG: 0.125 (10, 2)		SH5-4 BB									0	0	0	0	0	0	0				
Pete Harnisch, S OBP: 0.250, SLG: 0.250 (9, 1)		SH5-4			K			SH5-4 1B		SH3-4	2	0	1	0	0	1	0				
Jeff Shaw, R (9, 1)											0	0	0	0	0	0	0				
Inning Stats	R: 2 E: 0 K: 0 S: 6	H: 3 LOB: 2 BB: 1 P: 10	R: 0 E: 0 K: 1 S: 5	H: 0 LOB: 1 BB: 1 P: 9	R: 0 E: 0 K: 2 S: 7	H: 0 LOB: 0 BB: 0 P: 7	R: 0 E: 0 K: 1 S: 4	H: 0 LOB: 0 BB: 0 P: 8	R: 0 E: 0 K: 1 S: 5	H: 0 LOB: 0 BB: 0 P: 5	R: 0 E: 0 K: 1 S: 5	H: 0 LOB: 0 BB: 0 P: 5	R: 0 E: 0 K: 1 S: 6	H: 1 LOB: 1 BB: 0 P: 4	R: 0 E: 0 K: 1 S: 6	H: 1 LOB: 2 BB: 0 P: 6	R: 0 E: 0 K: 0 S: 4	H: 1 LOB: 2 BB: 0 P: 4	1B: 6 2B: 0 3B: 0 HR: 0	SF: 0 SAC: 3 DP: 1 HBP: 0	WP: 1 PA: 38
PITCHER	IP	WLS	BF	H	R	ER	SO	BB	IBB	HBP	BLK	WP	HR	S	P	ERA	WHIP				
Joey Hamilton, R ERA: 5.84 (1, 1)	7.0		26	3	2	2	7	3	0	0	0	0	0	37	49	2.57	0.857				
Dan Miceli, R ERA: 2.84 (8, 1)	2.0		8	2	0	0	1	0	0	0	0	0	0	10	10	0.00	1.000				
Trevor Hoffman, R ERA: 6.75 (10, 1)	1.0	W	4	1	0	0	0	0	0	0	0	1	0	4	4	0.00	1.000				

Cincinnati Reds @ San Diego Padres
Qualcomm Stadium, San Diego, CA
Tue Apr 07 1998, 6:33 AM EDT
Att: 55,454 - Cloudy - 69 F


AB 32
R 2
H 6
RBI 2
BB 3
SO 8
LOB 15



Batter	1	2	3	4	5	6	7	8	9	10	AB	R	H	RBI	BB	SO	LOB						
Quilvio Veras, S OBP: 0.387, SLG: 0.174 (1, 4)	F9				G6-3			G1-3			4	0	0	0	1	0	2						
Steve Finley, L OBP: 0.254, SLG: 0.452 (1, 8)	G3				1B			G3-1		P6	5	0	1	0	0	1	3						
Tony Gwynn, L OBP: 0.469, SLG: 0.607 (1, 9)	F9				F7			F8			4	1	1	0	1	0	2						
Ken Caminiti, S OBP: 0.250, SLG: 0.483 (1, 5)										BB SF7 1B	4	1	1	0	0	3	2						
Wally Joyner, L OBP: 0.451, SLG: 0.565 (1, 3)											5	1	2	0	0	1	1						
James Moulton, R OBP: 0.100, SLG: 0.222 (10, PR)											0	0	0	0	0	0	0						
Greg Vaughn, R OBP: 0.318, SLG: 0.188 (1, 7)											3	0	1	1	1	1	1						
Carlos Hernandez, R OBP: 0.381, SLG: 0.500 (1, 2)											4	1	2	2	0	0	2						
Chris Gomez, R OBP: 0.379, SLG: 0.440 (1, 6)											4	0	1	0	0	0	2						
Joey Hamilton, R OBP: 0.250, SLG: 0.250 (1, 1)											1	0	1	0	0	0	0						
Mark Sweeney, L OBP: 0.125, SLG: 0.125 (7, PH)											1	0	0	0	0	0	1						
Dan Miceli, R (8, 1)											0	0	0	0	0	0	0						
Greg Myers, L OBP: 0.545, SLG: 0.778 (9, PH)											0	0	0	0	1	0	0						
Trevor Hoffman, R (10, 1)											0	0	0	0	0	0	0						
Inning Stats	R: 0 E: 0 K: 0 S: 3	H: 0 LOB: 0 BB: 0 P: 3	R: 0 E: 0 K: 1 S: 6	H: 1 LOB: 1 BB: 0 P: 6	R: 0 E: 0 K: 0 S: 5	H: 2 LOB: 2 BB: 0 P: 5	R: 0 E: 0 K: 0 S: 3	H: 0 LOB: 0 BB: 0 P: 3	R: 0 E: 1 K: 0 S: 4	H: 1 LOB: 1 BB: 0 P: 4	R: 0 E: 0 K: 3 S: 9	H: 0 LOB: 1 BB: 1 P: 13	R: 0 E: 0 K: 0 S: 3	H: 0 LOB: 1 BB: 0 P: 7	R: 0 E: 0 K: 0 S: 3	H: 0 LOB: 0 BB: 0 P: 3	R: 2 E: 1 K: 1 S: 8	H: 3 LOB: 3 BB: 2 P: 16	R: 1 E: 0 K: 1 S: 6	H: 2 LOB: 1 BB: 0 P: 6	1B: 7 2B: 1 3B: 0 HR: 1	SF: 1 SAC: 1 DP: 0 HBP: 0	WP: 0 PA: 42
PITCHER	IP	WLS	BF	H	R	ER	SO	BB	IBB	HBP	BLK	WP	HR	S	P	ERA	WHIP						
Pete Harnisch, R ERA: 3.38 (1, 1)	8.0		30	4	0	0	4	2	0	0	0	0	0	36	44	0.00	0.750						
Jeff Shaw, R ERA: 5.06 (9, 1)	1.2	L	12	5	3	2	2	1	1	0	0	0	1	14	22	16.20	3.600						

Cincinnati Reds @ San Diego Padres
Qualcomm Stadium, San Diego, CA
Tue Apr 07 1998, 6:33 AM EDT
Att: 55,454 - Cloudy - 69 F

AB 36
R 3
H 9
RBI 3
BB 4
SO 6
LOB 16



Batter	1	2	3	4	5	6	7	8	9	AB	R	H	RBI	BB	SO	LOB	TOP
Chris Stynes, R OBP: 0.303, SLG: 0.387	(1, 7) 0-3 K		(1, 7) 0-3 K														
Scott Sullivan, R (6, 1)																	
Ricardo Jordan, L (6, 1)																	
Stan Belinda, R (7, 1)																	
Aaron Boone, R (7, 5)																	
Jon Nunnally, L OBP: 0.400, SLG: 0.440	(1, 9) 0-3 K																
Barry Larkin, R (1, 6)	0-0 G4-3																
Eduardo Perez, R OBP: 0.250, SLG: 0.192		0-3 K															
Willie Greene, L OBP: 0.455, SLG: 0.583	(1, 5) 4-0 G6-4-3 BB																
Reggie Sanders, R OBP: 0.406, SLG: 0.360	(1, 8) 0-0 G6-4-3																
Eddie Taubensee, L OBP: 0.348, SLG: 0.381	(1, 2)																
Bret Boone, R OBP: 0.344, SLG: 0.433	(1, 4)																
Gabe White, L Lenny Harris, L Dmitri Young, S Brook Fordyce, R	(1, 1) (5, PR) (6, 7) (7, 7) (8, PR)																
Inning Stats	R: 0 H: 0 E: 0 LOB: 0 K: 2 S: 7	R: 0 H: 0 E: 0 LOB: 0 K: 1 S: 4	R: 0 H: 0 E: 0 LOB: 0 K: 1 S: 5	R: 0 H: 0 E: 0 LOB: 0 K: 1 S: 5	R: 0 H: 0 E: 0 LOB: 0 K: 2 S: 7	R: 1 H: 2 E: 0 LOB: 1 K: 0 S: 5	R: 2 H: 3 E: 0 LOB: 1 K: 1 S: 8	R: 0 H: 0 E: 0 LOB: 1 K: 1 S: 5	R: 0 H: 1 E: 0 LOB: 1 K: 1 S: 6	1B: 3 SF: 0 2B: 3 SAC: 1 3B: 0 DP: 1 HR: 0 HBP: 1	WP: 0 PA: 37						
PITCHER	IP WLS BF H R ER SO BB IBB HBP BLK WP HR S P ERA WHIP																
Andy Ashby, R ERA: 4.25	(1, 1) 6.2 W 26 5 3 3 7 2 0 0 0 0 0 0 38 46 4.05 1.050																
Sterling Hitchcock, L ERA: 19.29	(7, 1) 0.2 3 0 0 0 2 0 0 0 1 0 0 0 6 7 0.00 0.000																
Brian Boehringer, R ERA: 5.08	(8, 1) 0.1 2 0 0 0 0 1 0 0 0 0 0 0 1 5 0.00 3.000																
Trevor Hoffman, R ERA: 4.5	(8, 1) 1.1 S 6 1 0 0 1 1 0 0 0 0 0 0 7 11 0.00 1.500																

Cincinnati Reds @ San Diego Padres
Qualcomm Stadium, San Diego, CA
Wed Apr 08, 1998, 10:05 PM EDT
Att: 19,626 - Unknown - 63 F

AB 31
R 3
H 6
RBI 3
BB 4
SO 10
LOB 16



Batter	1	2	3	4	5	6	7	8	9	AB	R	H	RBI	BB	SO	LOB	BOTTOM
Quilvio Veras, S OBP: 0.361, SLG: 0.179	(1, 4) 0-0 F8																
Steve Finley, L OBP: 0.398, SLG: 0.472	(1, 8) 0-0 G3 1B																
Tony Gwynn, L OBP: 0.432, SLG: 0.545	(1, 9) 0-0 G3																
Ken Caminiti, S OBP: 0.257, SLG: 0.469	(1, 5) 0-0 HR																
Andy Sheets, R (5, PR)	(6, 5) 3-H 1B																
Greg Vaughn, R OBP: 0.423, SLG: 0.474	(1, 7) 0-0 1-H HR																
James Mouton, R OBP: 0.100, SLG: 0.222	(7, PR) (8, 7)																
Wally Joyner, L OBP: 0.494, SLG: 0.680	(1, 3) 0-0 F8																
Carlos Hernandez, R OBP: 0.300, SLG: 0.458	(1, 2)																
Trevor Hoffman, R (8, 1)																	
Chris Gomez, R OBP: 0.394, SLG: 0.517	(1, 6)																
Andy Ashby, R OBP: 0.250, SLG: 0.250	(1, 1)																
Sterling Hitchcock, L ERA: 12.0	(7, 1)																
Brian Boehringer, S ERA: 31.5	(8, 1)																
Greg Myers, L OBP: 0.583, SLG: 0.778	(8, 2)																
Inning Stats	R: 3 H: 3 E: 0 LOB: 0 K: 0 S: 6	R: 0 H: 1 E: 0 LOB: 1 K: 1 S: 6	R: 0 H: 0 E: 0 LOB: 0 K: 0 S: 3	R: 1 H: 4 E: 0 LOB: 2 K: 0 S: 6	R: 0 H: 1 E: 0 LOB: 3 K: 1 S: 6	R: 0 H: 1 E: 1 LOB: 2 K: 1 S: 7	R: 1 H: 1 E: 0 LOB: 1 K: 0 S: 3	R: 1 H: 2 E: 0 LOB: 1 K: 0 S: 4	1B: 8 SF: 1 2B: 4 SAC: 1 3B: 0 DP: 1 HR: 2 HBP: 0	WP: 1 PA: 39							
PITCHER	IP WLS BF H R ER SO BB IBB HBP BLK WP HR S P ERA WHIP																
Gabe White, L ERA: 6.75	(1, 1) 5.0 L 25 9 4 4 2 2 0 0 0 0 0 0 27 35 7.20 2.200																
Scott Sullivan, R ERA: 12.0	(6, 1) 0.1 3 1 0 0 0 0 0 0 0 0 0 3 3 0.00 3.000																
Ricardo Jordan, L ERA: 31.5	(6, 1) 0.2 3 0 1 1 1 1 0 0 0 0 0 4 8 13.50 1.500																
Stan Belinda, R ERA: 1.13	(7, 1) 2.0 8 3 1 1 0 1 0 0 0 1 0 7 11 4.50 2.000																

Cincinnati Reds @ San Diego Padres
Qualcomm Stadium, San Diego, CA
Wed Apr 08, 1998, 10:05 PM EDT
Att: 19,626 - Unknown - 63 F

AB 33
R 6
H 13
RBI 6
BB 4
SO 3
LOB 19



Batter	1	2	3	4	5	6	7	8	9	AB	R	H	RBI	BB	SO	LOB	TOP			
Pat Watkins, R OBP: 0.250, SLG: 0.250 Jon Nunnally, L OBP: 0.406, SLG: 0.423										3	0	1	0	0	0	1	Cincinnati Reds @ San Diego Padres Qualcomm Stadium, San Diego, CA Thu Apr 09 1998, 6:33 AM EDT Att: 24,482 - Sunny - 69 F			
Dmitri Young, S OBP: 0.214, SLG: 0.429										4	0	1	0	0	0	3				
Barry Larkin, R										1	0	0	0	3	0	0				
Eduardo Perez, R OBP: 0.250, SLG: 0.172 Marc Kroon, R										3	0	0	0	1	0	5				
Reggie Sanders, R OBP: 0.389, SLG: 0.345										4	0	1	0	0	1	1				
Bret Boone, R OBP: 0.333, SLG: 0.412										4	1	1	0	0	2	2				
Aaron Boone, R										2	0	0	0	0	0	0				
Willie Greene, L OBP: 0.457, SLG: 0.615										2	1	1	0	0	0	2				
Brook Fordyce, R OBP: 0.250, SLG: 0.182 Lenny Harris, L OBP: 0.300, SLG: 0.125										2	0	1	0	0	1	0				
Brett Tomko, R OBP: 0.250, SLG: 0.250 Ricardo Jordan, L Eddie Taubensee, L OBP: 0.360, SLG: 0.391										1	0	0	0	0	0	0				
Inning Stats	R: 0 E: 0 K: 0 S: 3	H: 1 LOB: 1 BB: 1 P: 7	R: 0 E: 0 K: 1 S: 5	H: 0 LOB: 0 BB: 0 P: 5	R: 0 E: 1 K: 0 S: 4	H: 1 LOB: 1 BB: 0 P: 4	R: 0 E: 0 K: 0 S: 2	H: 0 LOB: 0 BB: 1 P: 6	R: 0 E: 0 K: 2 S: 7	H: 0 LOB: 0 BB: 0 P: 7	R: 0 E: 0 K: 1 S: 6	H: 1 LOB: 2 BB: 1 P: 10	R: 0 E: 0 K: 0 S: 4	H: 1 LOB: 3 BB: 2 P: 12	R: 2 E: 0 K: 0 S: 6	H: 4 LOB: 1 BB: 0 P: 6	1B: 6 2B: 3 3B: 0 HR: 0	SF: 0 SAC: 1 DP: 4 HBP: 0	WP: 0 PB: 0 SB: 0 CS: 0	PA: 37
PITCHER	IP WLS BF H R ER SO BB IBB HBP BLK WP HR S P ERA WHIP																			
24 Mark Langston, L ERA: 3.97	6.1 23 3 0 0 3 3 0 0 0 0 0 0 26 38 0.00 0.947																			
Brian Boehringer, R ERA: 4.5	0.2 W 2 0 0 0 1 0 0 0 0 0 0 0 4 4 0.00 0.000																			
Dan Miceli, R ERA: 2.45	1.0 6 1 0 0 0 2 0 0 0 0 0 0 4 12 0.00 3.000																			
Don Wengert, R ERA: 16.88	0.1 4 3 2 2 0 0 0 0 0 0 0 0 4 4 54.00 9.000																			
Sterling Hitchcock, L ERA: 15.0	0.2 2 1 0 0 0 0 0 0 0 0 0 0 2 2 0.00 1.500																			

AB	31
R	2
H	8
RBI	2
BB	5
SO	4
LOB	16



Batter	1	2	3	4	5	6	7	8	9	AB	R	H	RBI	BB	SO	LOB	BOTTOM	
QuiVio Veras, S OBP: 0.375, SLG: 0.194 Ed Giovanola, L										3	1	1	1	1	0	1	Cincinnati Reds @ San Diego Padres Qualcomm Stadium, San Diego, CA Thu Apr 09 1998, 6:33 AM EDT Att: 24,482 - Sunny - 69 F	
Steve Finley, L OBP: 0.302, SLG: 0.436										3	0	0	0	1	0	5		
Tony Gwynn, L OBP: 0.415, SLG: 0.556										3	0	1	1	0	0	1		
Ken Caminiti, S OBP: 0.282, SLG: 0.556 Andy Sheets, R										4	1	2	3	0	0	2		
Wally Joyner, L OBP: 0.514, SLG: 0.724										4	0	3	0	0	0	0		
Greg Vaughn, R OBP: 0.400, SLG: 0.435 Dan Miceli, R Don Wengert, R Sterling Hitchcock, L										4	1	1	0	0	0	4		
Greg Myers, L OBP: 0.500, SLG: 0.615										4	1	1	0	0	0	3		
Chris Gomez, R OBP: 0.371, SLG: 0.484 Archi Cianfrocco, R OBP: 0.286, SLG: 0.167										2	1	0	0	0	1	3		
24 Mark Langston, R OBP: 0.400, SLG: 0.500 Brian Boehringer, S Mark Sweeney, L OBP: 0.200, SLG: 0.111										2	0	0	0	0	0	0		
Inning Stats	R: 0 E: 0 K: 0 S: 2	H: 0 LOB: 0 BB: 1 P: 6	R: 0 E: 0 K: 0 S: 5	H: 2 LOB: 2 BB: 0 P: 5	R: 0 E: 1 K: 0 S: 5	H: 1 LOB: 2 BB: 0 P: 5	R: 0 E: 0 K: 1 S: 6	H: 1 LOB: 1 BB: 0 P: 6	R: 0 E: 0 K: 0 S: 3	H: 0 LOB: 0 BB: 0 P: 3	R: 6 E: 0 K: 0 S: 8	H: 4 LOB: 1 BB: 1 P: 13	R: 0 E: 0 K: 0 S: 3	H: 0 LOB: 0 BB: 0 P: 3	1B: 6 2B: 2 3B: 0 HR: 1	SF: 1 SAC: 1 DP: 2 HBP: 1		WP: 0 PB: 0 SB: 0 CS: 0
PITCHER	IP WLS BF H R ER SO BB IBB HBP BLK WP HR S P ERA WHIP																	
Brett Tomko, R ERA: 3.21	6.0 L 27 7 4 4 4 1 0 0 0 0 0 1 27 32 6.00 1.333																	
Ricardo Jordan, L ERA: 27.0	1.0 6 2 2 2 0 1 0 0 0 0 0 1 5 9 18.00 3.000																	
Marc Kroon, R ERA:	1.0 3 0 0 0 0 0 0 0 0 0 0 0 3 3 0.00 0.000																	

AB	31
R	6
H	9
RBI	6
BB	2
SO	1
LOB	19



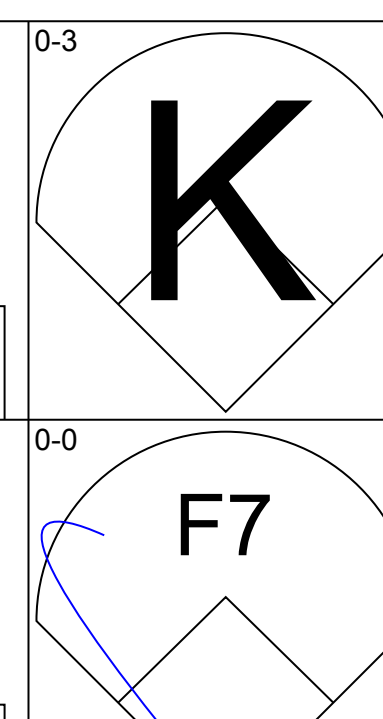
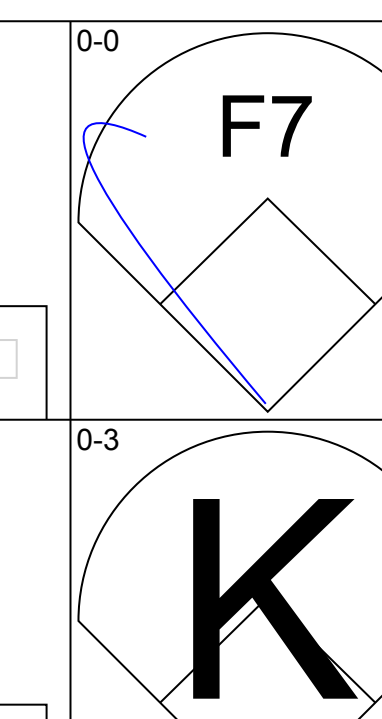
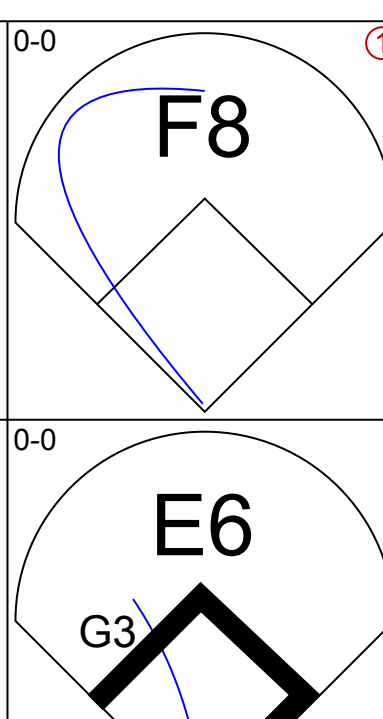
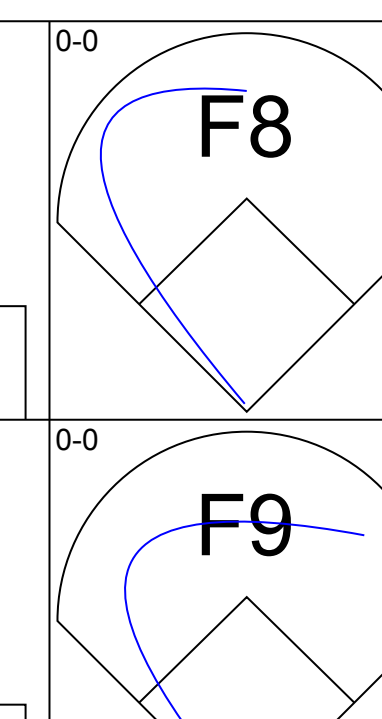
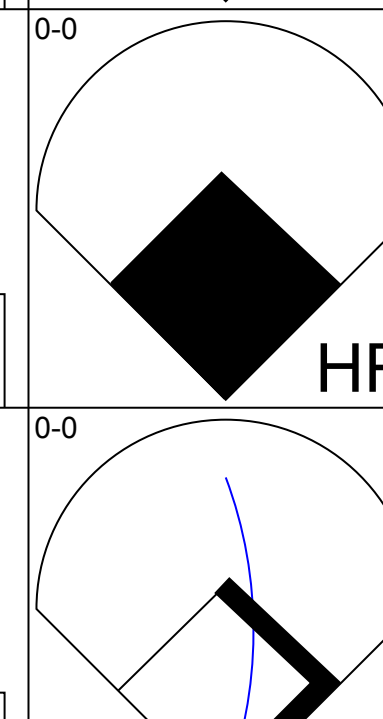

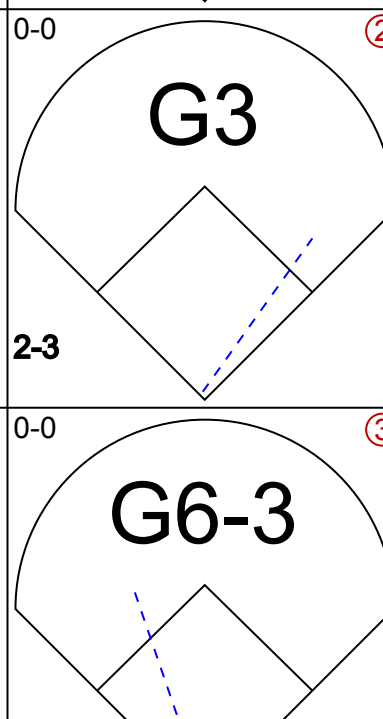
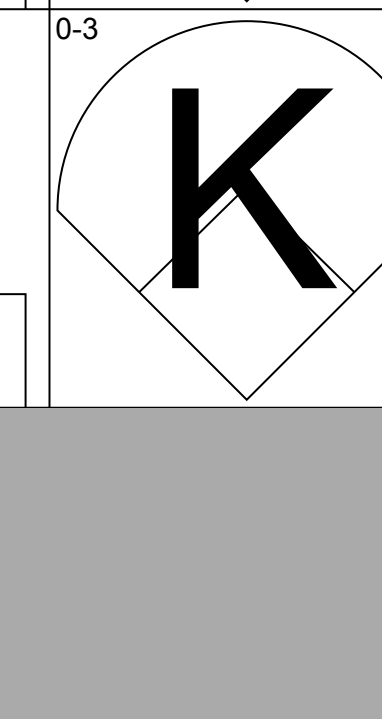
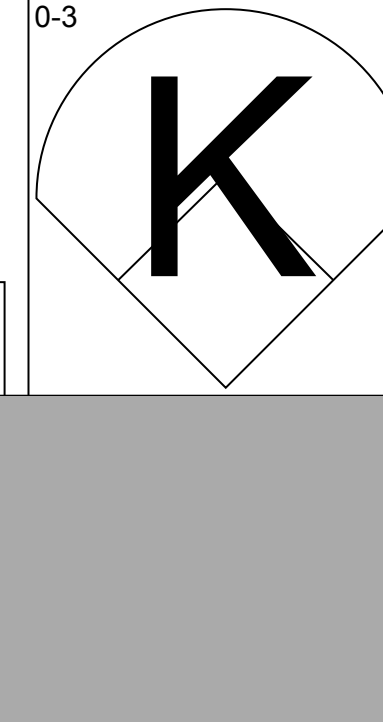
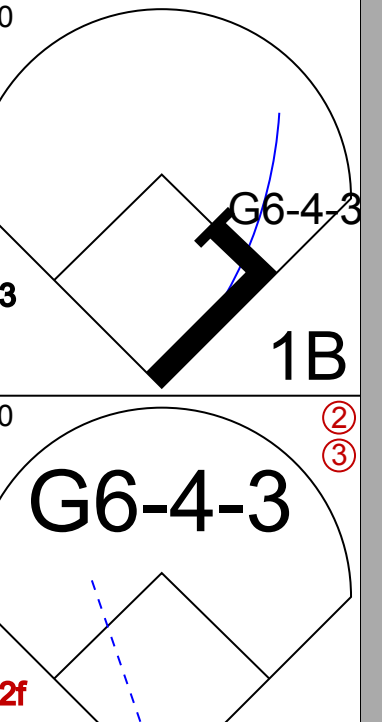







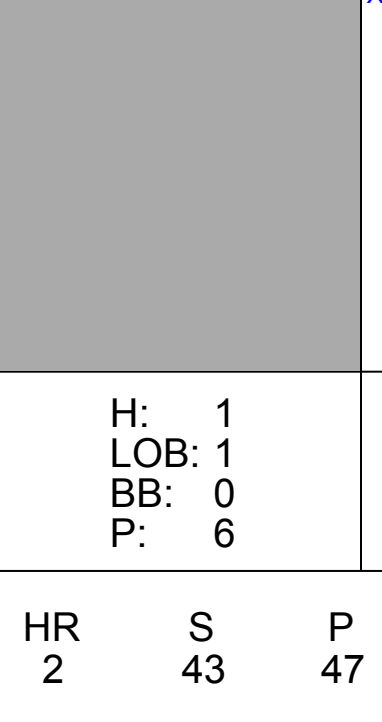

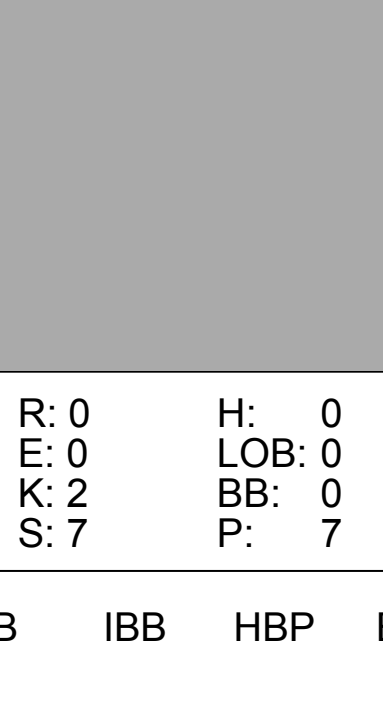
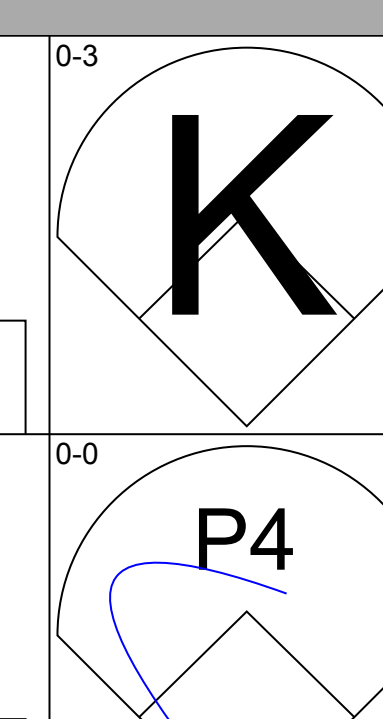
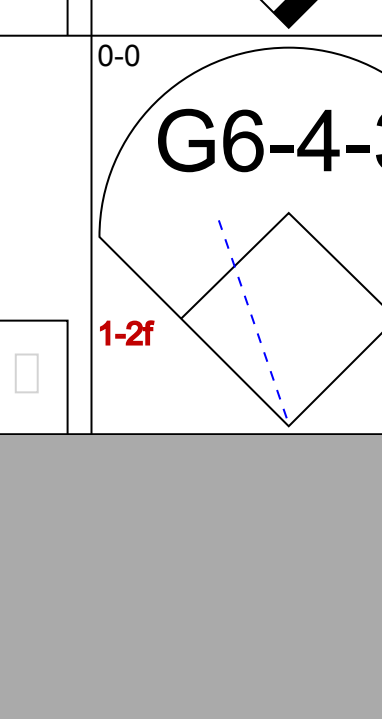
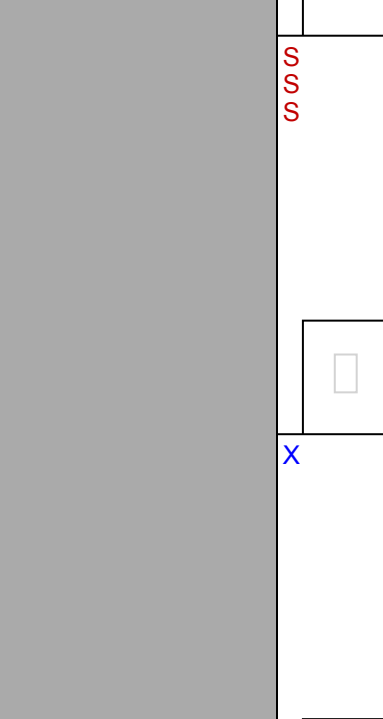
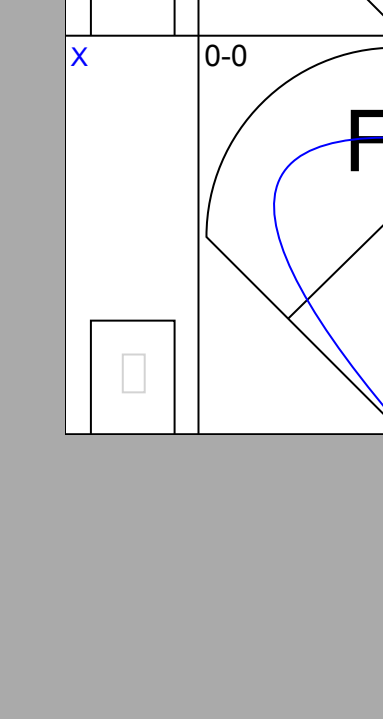

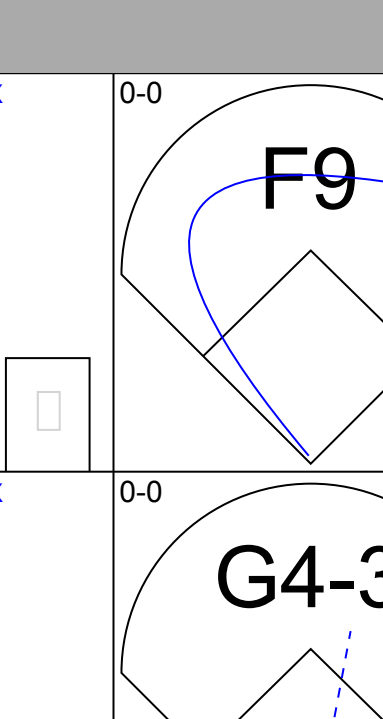
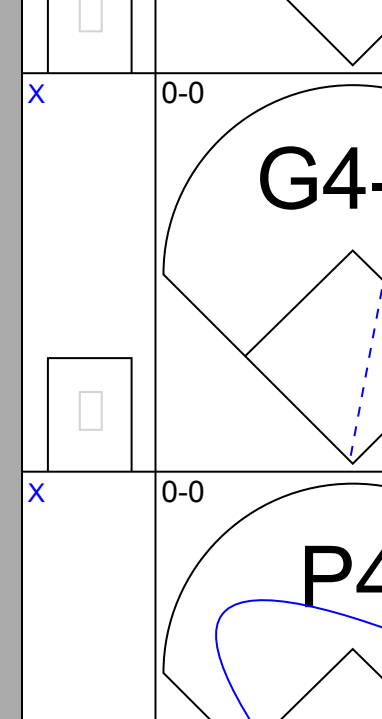

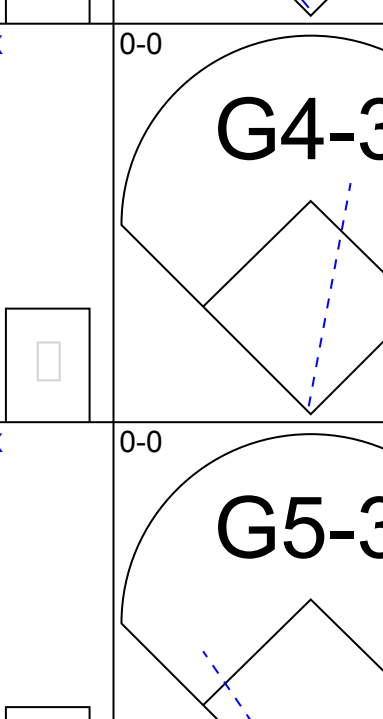
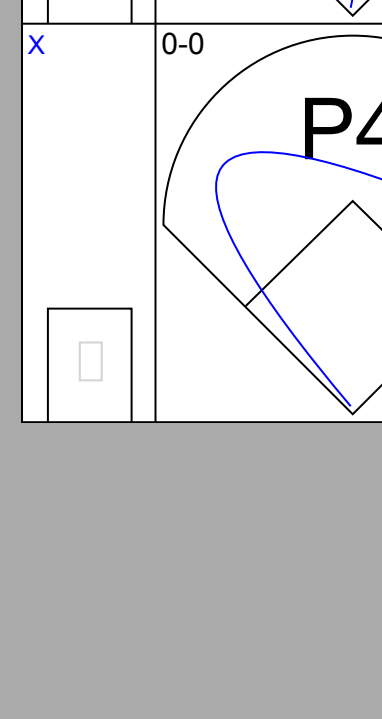
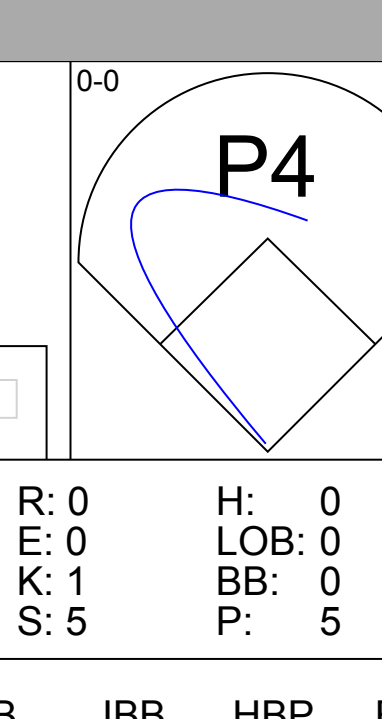
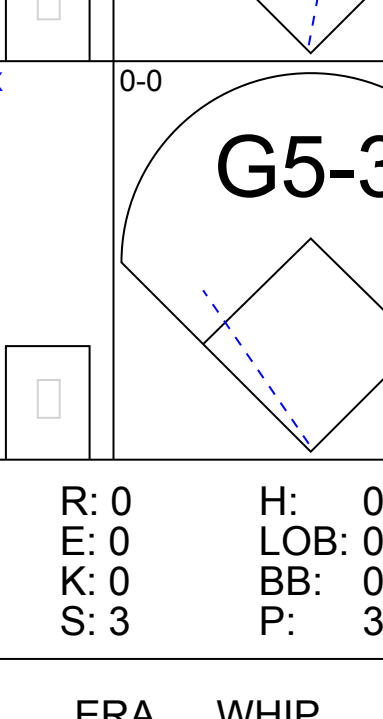
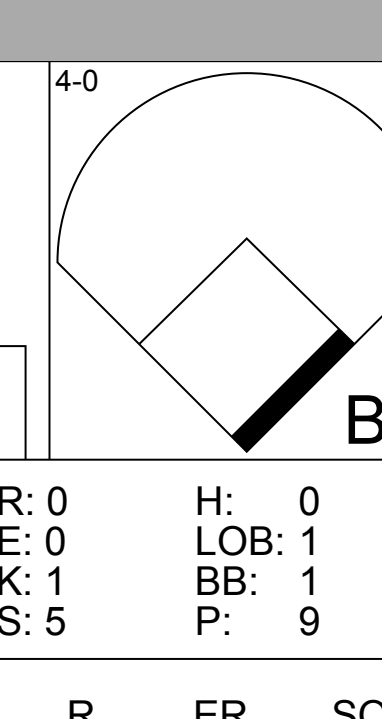
Batter	1	2	3	4	5	6	7	8	9	AB	R	H	RBI	BB	SO	LOB	TOP				
Devon White, S OBP: 0.282, SLG: 0.250 (1, 8)	G4-3	F9			G6-3			F8		4	0	0	0	0	0	0	Arizona Diamondbacks @ San Diego Padres Qualcomm Stadium, San Diego, CA Fri Apr 10 1998, 10:05 PM EDT Att: 27,243 - Unknown - 63 F livebaseballscorecards.com				
Jay Bell, R OBP: 0.381, SLG: 0.459 (1, 6)	1B E	1B			F8			K		4	1	1	0	0	2	0					
Travis Lee, L OBP: 0.293, SLG: 0.359 (1, 3)	E SF7	1B			G3-1			K		4	1	1	0	0	2	0					
Matt Williams, R OBP: 0.293, SLG: 0.410 (1, 5)	E5	2B			F9			G5-3		4	1	0	0	0	1	1					
Jorge Fabregas, L OBP: 0.344, SLG: 0.346 (1, 2)	SF7				F7			G4-3		3	0	1	1	0	0	0					
Yamil Benitez, R OBP: 0.283, SLG: 0.235 Felix Rodriguez, R (9, 1)	2B				G4-3			G3		4	0	1	1	0	1	1					
Brent Brede, L OBP: 0.167, SLG: 0.286 (1, 9)	G5-3				K			E5		3	0	0	0	0	1	1					
Andy Stankiewicz, R OBP: 0.143, SLG: 0.214 (1, 4)					K			G4-3		3	0	0	0	0	1	1					
Andy Benes, R OBP: 0.167, SLG: 0.667 Chris Jones, R OBP: 0.400, SLG: 0.444 (9, 9)	HR				K			F8		3	1	1	1	0	1	0					
Inning Stats	R: 3 E: 1 K: 0 S: 10	H: 3 LOB: 1 BB: 0 P: 14	R: 1 E: 0 K: 1 S: 8	H: 1 LOB: 0 BB: 0 P: 11	R: 0 E: 0 K: 0 S: 7	H: 0 LOB: 0 BB: 0 P: 9	R: 0 E: 0 K: 2 S: 7	H: 0 LOB: 0 BB: 0 P: 9	R: 0 E: 0 K: 1 S: 10	H: 0 LOB: 0 BB: 0 P: 13	R: 0 E: 1 K: 0 S: 5	H: 0 LOB: 0 BB: 0 P: 8	R: 0 E: 0 K: 1 S: 8	H: 0 LOB: 0 BB: 0 P: 12	R: 0 E: 0 K: 3 S: 15	H: 1 LOB: 1 BB: 0 P: 20	1B: 3 2B: 1 3B: 0 HR: 1	SF: 1 SAC: 0 DP: 1 HBP: 0	WP: 0 PB: 0 SB: 0 CS: 0	PA: 33	
PITCHER	IP	WLS	BF	H	R	ER	SO	BB	IBB	HBP	BLK	WP	HR	S	P	ERA	WHIP				
Kevin Brown, R ERA: 2.21 Dan Miceli, R ERA: 1.93	(1, 1)	7.0	26	4	4	1	5	0	0	0	0	0	1	56	82	1.29	0.571				
Dan Miceli, R ERA: 1.93	(8, 1)	2.0	7	1	0	0	4	0	0	0	0	0	0	23	32	0.00	0.500				

Batter	1	2	3	4	5	6	7	8	9	AB	R	H	RBI	BB	SO	LOB	BOTTOM					
Quilvio Veras, S OBP: 0.378, SLG: 0.200 (1, 4)	K				F7			G5-3		4	1	1	0	1	1	0	Arizona Diamondbacks @ San Diego Padres Qualcomm Stadium, San Diego, CA Fri Apr 10 1998, 10:05 PM EDT Att: 27,243 - Unknown - 63 F livebaseballscorecards.com					
Steve Finley, L OBP: 0.292, SLG: 0.477 (1, 8)	F7				P6			F9		5	1	1	4	0	0	1						
Tony Gwynn, L OBP: 0.378, SLG: 0.500 (1, 9)	P6				P3			F7		4	0	0	0	0	0	1						
Ken Caminiti, S OBP: 0.302, SLG: 0.650 (1, 5)					G3-1			G3-1		4	2	2	1	0	0	1						
Wally Joyner, L OBP: 0.487, SLG: 0.697 (1, 3)					G4-3			K		4	0	1	1	0	2	0						
Greg Vaughn, R OBP: 0.441, SLG: 0.481 (1, 7)					P1			F8		4	1	3	0	0	0	1						
Carlos Hernandez, R OBP: 0.345, SLG: 0.429 (1, 2)					G4-3			K		4	0	1	0	0	1	3						
Chris Gomez, R OBP: 0.359, SLG: 0.441 (1, 6)					F9			G1-3		3	0	0	0	1	1	4						
Kevin Brown, R OBP: 0.125, SLG: 0.250 Greg Myers, L OBP: 0.471, SLG: 0.571 Dan Miceli, R (8, 1)					FC6-4			F9		2	0	0	0	0	0	4						
Mark Sweeney, L OBP: 0.273, SLG: 0.111 James Mouton, R OBP: 0.100, SLG: 0.222 (9, FR)					G5-3			F9		1	0	0	0	0	0	0						
Inning Stats	R: 0 E: 0 K: 1 S: 5	H: 0 LOB: 0 BB: 0 P: 7	R: 1 E: 0 K: 1 S: 10	H: 3 LOB: 2 BB: 0 P: 16	R: 0 E: 0 K: 0 S: 4	H: 0 LOB: 0 BB: 0 P: 9	R: 1 E: 0 K: 0 S: 12	H: 2 LOB: 2 BB: 1 P: 21	R: 0 E: 0 K: 0 S: 6	H: 1 LOB: 1 BB: 0 P: 10	R: 0 E: 0 K: 2 S: 12	H: 1 LOB: 0 BB: 0 P: 18	R: 0 E: 0 K: 0 S: 7	H: 0 LOB: 0 BB: 0 P: 12	R: 0 E: 0 K: 0 S: 4	H: 0 LOB: 0 BB: 0 P: 8	R: 4 E: 0 K: 1 S: 10	H: 2 LOB: 1 BB: 2 P: 21	1B: 5 2B: 2 3B: 0 HR: 2	SF: 0 SAC: 0 DP: 0 HBP: 0	WP: 1 PB: 0 SB: 1 CS: 0	PA: 38
PITCHER	IP	WLS	BF	H	R	ER	SO	BB	IBB	HBP	BLK	WP	HR	S	P	ERA	WHIP					
Andy Benes, R ERA: 3.8 Felix Rodriguez, R ERA: 12.27	(1, 1)	8.0	32	7	2	2	4	0	0	0	0	0	1	60	101	2.25	0.875					
Felix Rodriguez, R ERA: 12.27	(9, 1)	0.2	6	2	4	4	1	2	0	0	0	1	1	10	21	54.00	6.000					

Batter	1	2	3	4	5	6	7	8	9	AB	R	H	RBI	BB	SO	LOB	TOP																					
Devon White, S OBP: 0.286, SLG: 0.237 Chris Jones, R OBP: 0.364, SLG: 0.400	K					K		G4-3		2	0	0	0	0	2	0	Arizona Diamondbacks @ San Diego Padres Qualcomm Stadium, San Diego, CA Sat Apr 11, 1998, 10:05 PM EDT Att: 37,753 - Cloudy - 63 F																					
Jay Bell, R OBP: 0.378, SLG: 0.475 Tony Batista, R OBP: 0.333, SLG: 0.273	F7					G4-3 2B		G6-3		3	0	1	0	0	0	2																						
Travis Lee, L OBP: 0.289, SLG: 0.349	G1-4-3					G4-3				4	0	1	0	0	0	1																						
Matt Williams, R OBP: 0.295, SLG: 0.429 Russ Springer, R Omar Daal, L Kelly Stinnett, R OBP: 0.125, SLG: 0.125	K					G1-3		F7		3	0	1	0	0	1	1																						
Jorge Fabregas, L OBP: 0.306, SLG: 0.300	F9					L3-6 2B		G4-6-3 1B		4	0	0	0	0	0	2																						
Karim Garcia, L OBP: 0.118, SLG: 0.212	G4-3					G4-3		F7		3	0	0	0	0	0	0																						
Brent Brede, L OBP: 0.152, SLG: 0.258						G4-3		F7		3	0	0	0	0	1	0																						
Andy Stankiewicz, R OBP: 0.294, SLG: 0.412						G6-3 2B		FC4-6 1B		3	0	3	0	0	0	0																						
Joel Adamson, L Barry Manuel, R Yamil Benitez, R OBP: 0.250, SLG: 0.222 Gregg Olson, R Andy Fox, L OBP: 0.500, SLG: 0.429	G6-3					K		FC4-6 G4-3		1	0	0	0	0	0	1																						
Inning Stats	R: 0 E: 0 K: 1 S: 5	H: 0 LOB: 0 BB: 0 P: 5	R: 0 E: 0 K: 1 S: 5	H: 0 LOB: 0 BB: 0 P: 5	R: 0 E: 0 K: 1 S: 6	H: 1 LOB: 2 BB: 0 P: 7	R: 0 E: 0 K: 0 S: 3	H: 1 LOB: 0 BB: 0 P: 3	R: 0 E: 0 K: 1 S: 6	H: 1 LOB: 1 BB: 0 P: 6	R: 0 E: 0 K: 0 S: 3	H: 0 LOB: 0 BB: 0 P: 3	R: 0 E: 0 K: 0 S: 4	H: 1 LOB: 1 BB: 0 P: 4	R: 0 E: 0 K: 0 S: 3	H: 1 LOB: 0 BB: 0 P: 3		1B: 3 2B: 4 3B: 0 HR: 0	SF: 0 SAC: 0 DP: 2 HBP: 1	WP: 0 PB: 0 SB: 0 CS: 0	PA: 32																	
PITCHER	IP	WLS	BF	H	R	ER	SO	BB	IBB	HBP	BLK	WP	HR	S	P	ERA	WHIP	PITCHER				IP	WLS	BF	H	R	ER	SO	BB	IBB	HBP	BLK	WP	HR	S	P	ERA	WHIP
Pete Smith, R ERA: 2.7 Carlos Reyes, R Don Wengert, R Sterling Hitchcock, L ERA: 11.25	5.0	W	18	3	0	0	4	0	0	1	0	0	0	25	26	0.00	0.600					5.0	L	15	5	5	5	3	0	0	1	0	0	5	5	0.00	0.000	

Batter	1	2	3	4	5	6	7	8	9	AB	R	H	RBI	BB	SO	LOB	BOTTOM																					
Quilvio Veras, S OBP: 0.388, SLG: 0.211 Don Wengert, R Sterling Hitchcock, L	K							G3-1		3	2	1	1	1	1	0	Arizona Diamondbacks @ San Diego Padres Qualcomm Stadium, San Diego, CA Sat Apr 11, 1998, 10:05 PM EDT Att: 37,753 - Cloudy - 63 F																					
James Mouton, R OBP: 0.286, SLG: 0.462	G5-3									4	2	3	1	0	0	0																						
Tony Gwynn, L OBP: 0.396, SLG: 0.512 Andy Sheets, R	F7									3	1	2	2	0	0	0																						
Ken Caminiti, S OBP: 0.304, SLG: 0.698 Carlos Reyes, S Ed Giovanola, L	K									3	1	1	3	0	1	1																						
Greg Vaughn, R OBP: 0.421, SLG: 0.433	P5									3	0	0	0	1	1	1																						
Archi Cianfrocco, R OBP: 0.273, SLG: 0.300	F8									4	0	1	0	0	1	2																						
Carlos Hernandez, R OBP: 0.333, SLG: 0.387										3	1	0	0	0	0	1																						
Chris Gomez, R OBP: 0.357, SLG: 0.432										3	0	1	0	0	1	2																						
Pete Smith, R Mark Sweeney, L OBP: 0.250, SLG: 0.100										1	0	0	0	0	1	1																						
Inning Stats	R: 0 E: 0 K: 1 S: 5	H: 0 LOB: 0 BB: 0 P: 5	R: 0 E: 0 K: 1 S: 5	H: 0 LOB: 0 BB: 0 P: 5	R: 5 E: 0 K: 1 S: 9	H: 4 LOB: 0 BB: 0 P: 10	R: 0 E: 0 K: 1 S: 6	H: 1 LOB: 1 BB: 0 P: 6	R: 2 E: 0 K: 2 S: 9	H: 2 LOB: 1 BB: 1 P: 13	R: 0 E: 0 K: 0 S: 3	H: 1 LOB: 0 BB: 0 P: 3	R: 0 E: 0 K: 1 S: 6	H: 1 LOB: 1 BB: 0 P: 6	R: 0 E: 0 K: 0 S: 2	H: 0 LOB: 0 BB: 1 P: 6		1B: 6 2B: 2 3B: 0 HR: 1	SF: 0 SAC: 1 DP: 2 HBP: 1	WP: 0 PB: 0 SB: 1 CS: 0	PA: 34																	
PITCHER	IP	WLS	BF	H	R	ER	SO	BB	IBB	HBP	BLK	WP	HR	S	P	ERA	WHIP	PITCHER				IP	WLS	BF	H	R	ER	SO	BB	IBB	HBP	BLK	WP	HR	S	P	ERA	WHIP
Joel Adamson, L ERA: 8.0 Barry Manuel, R ERA: 6.23 Gregg Olson, R ERA: 7.2 Russ Springer, R Omar Daal, L ERA: 3.38	3.0	L	15	5	5	5	3	0	0	0	0	0	0	5	5	0.00	1.667					3.0	L	15	5	5	5	3	0	0	1	0	0	5	5	0.00	0.000	

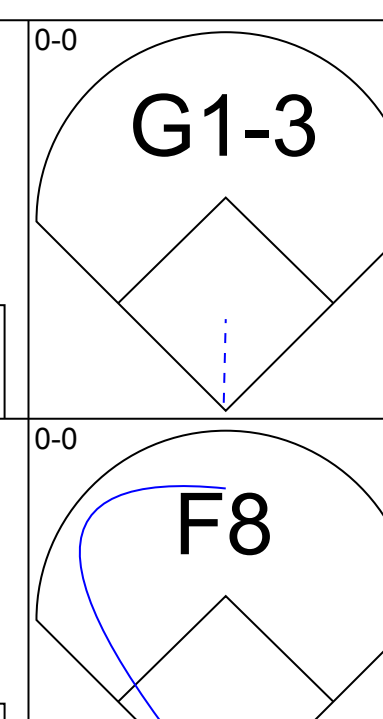
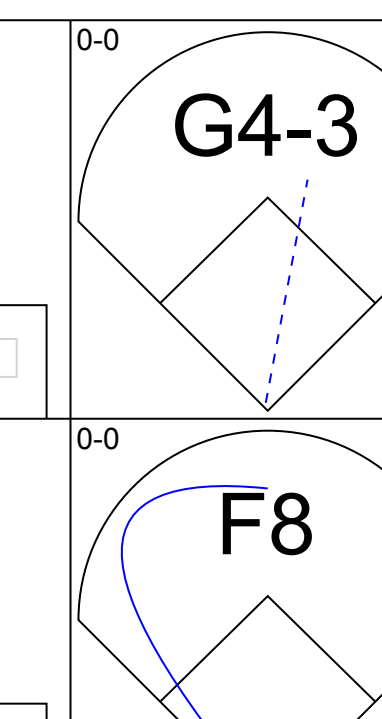
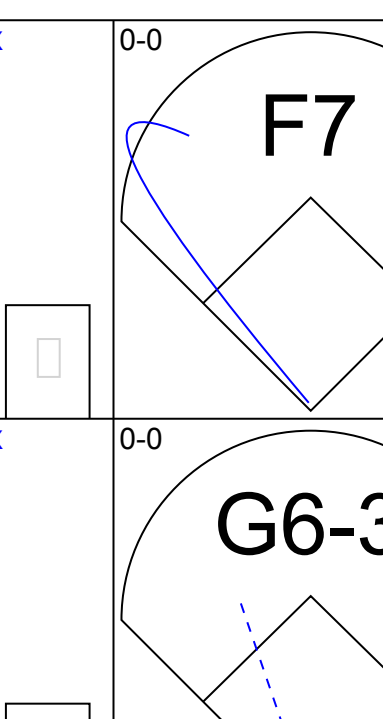
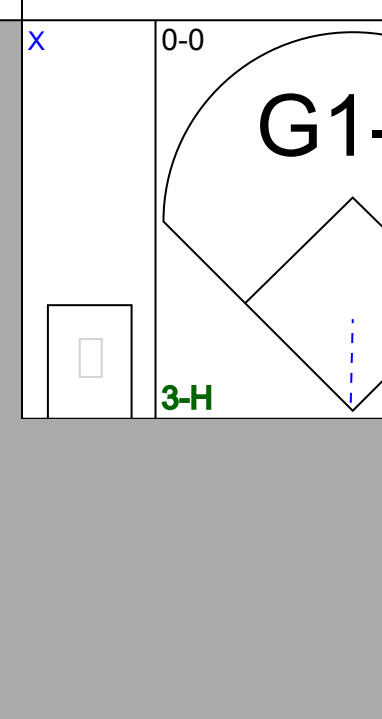
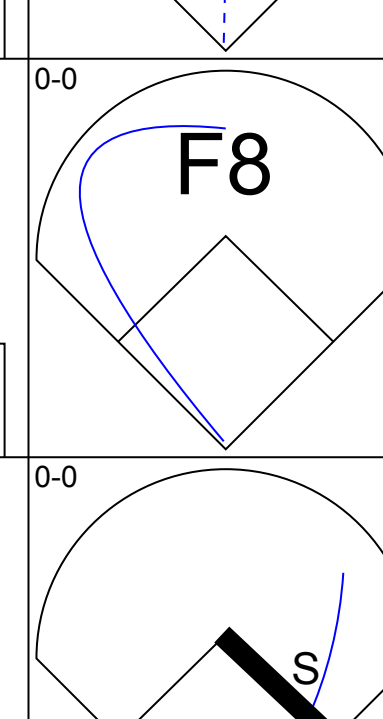
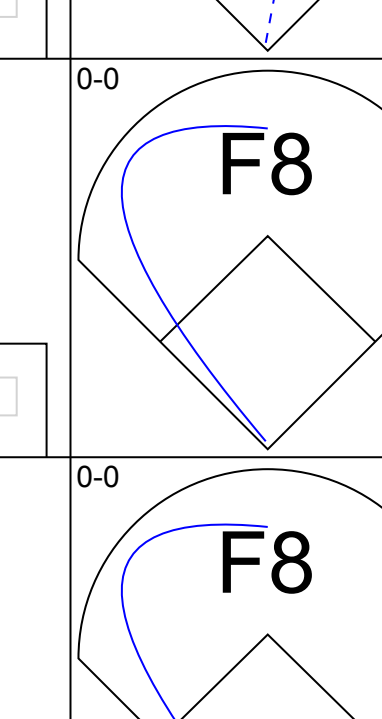
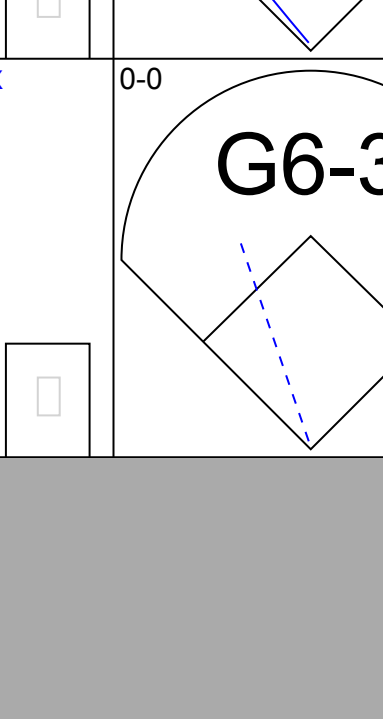
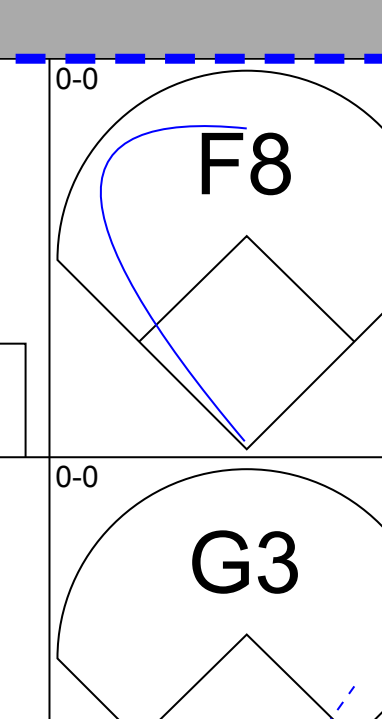
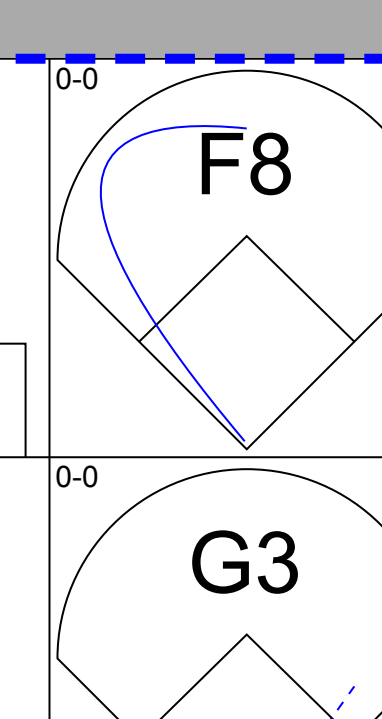
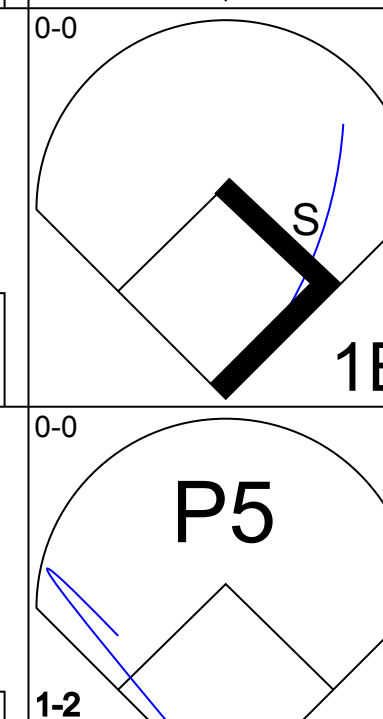
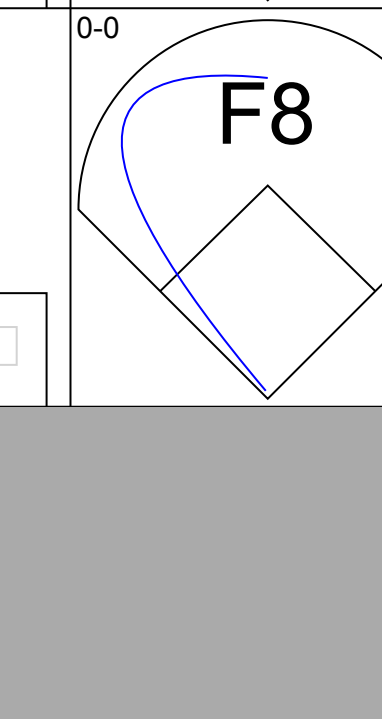
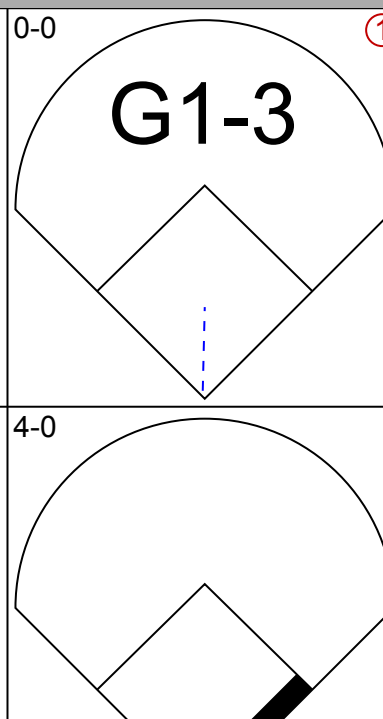
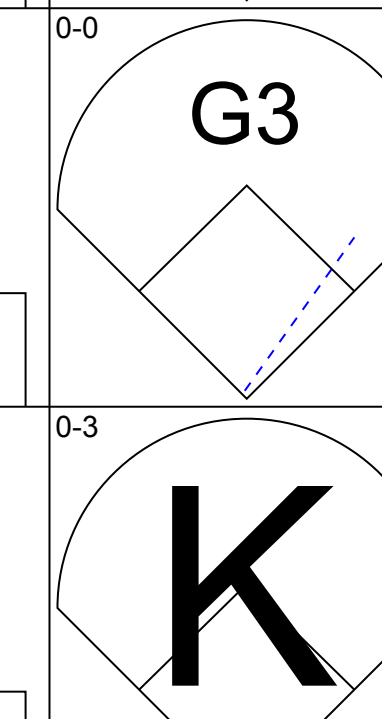
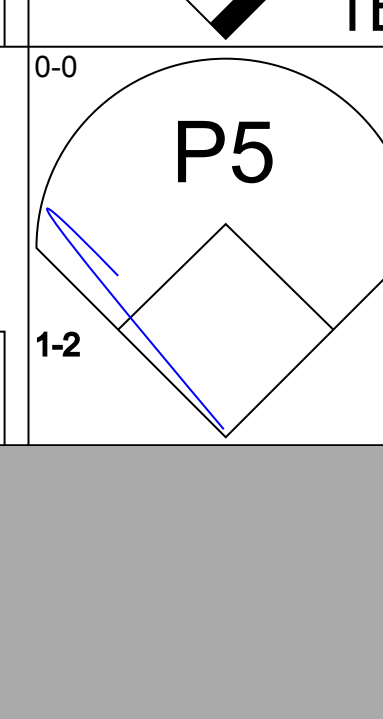
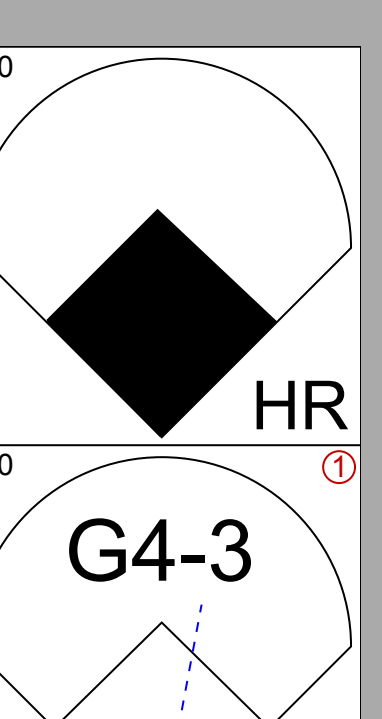
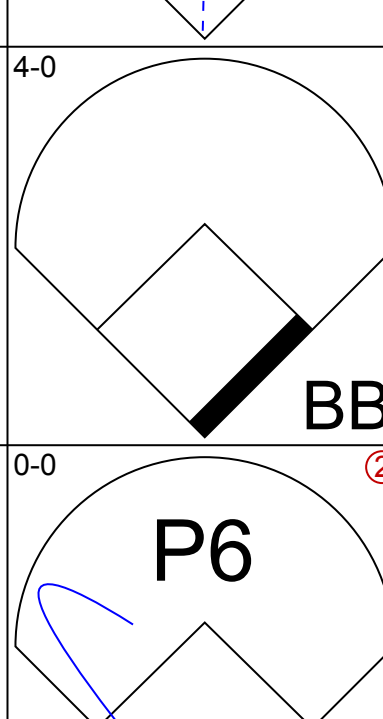
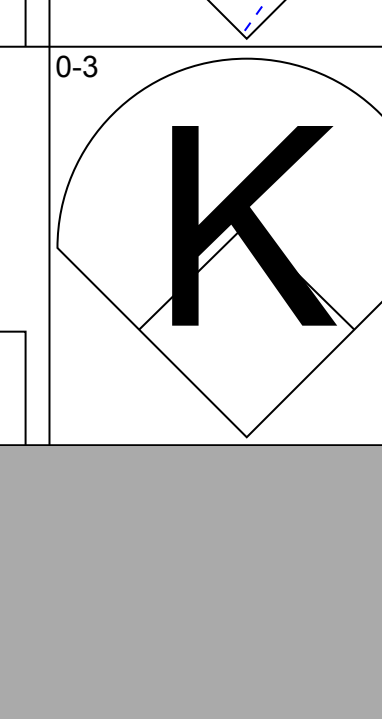
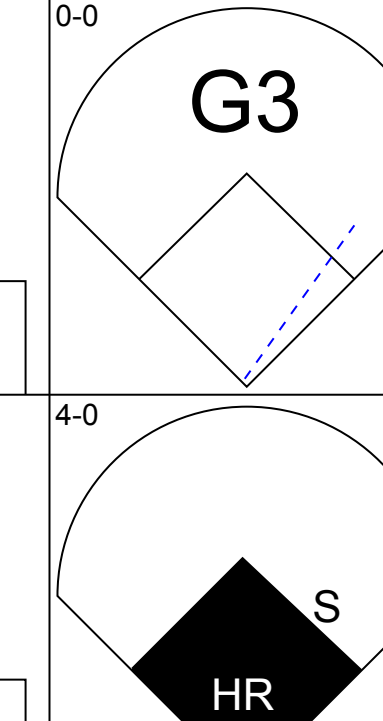
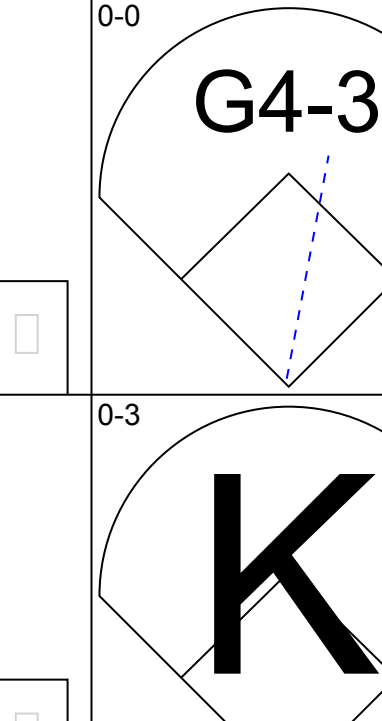
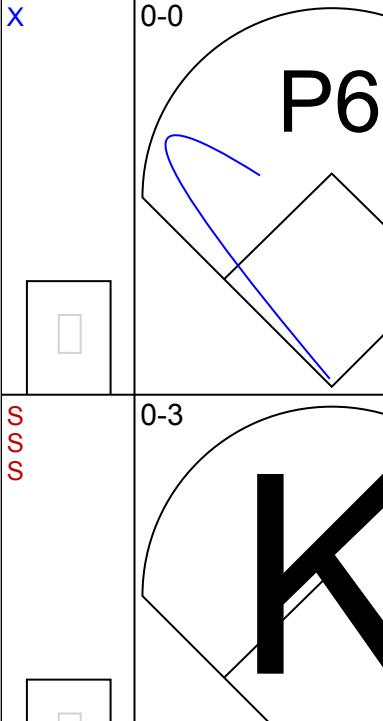
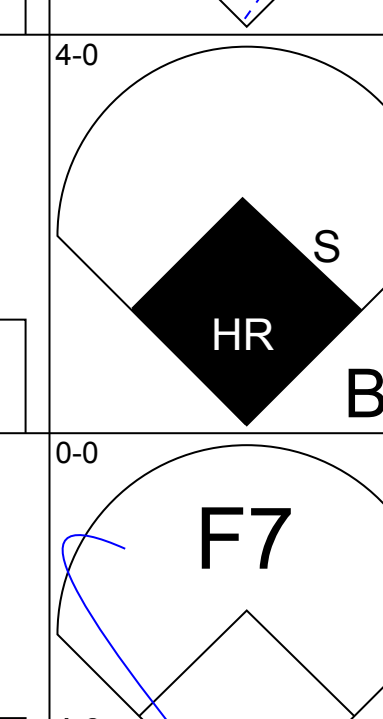
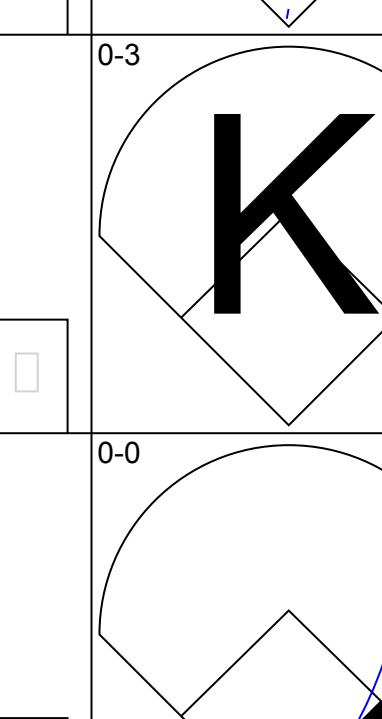
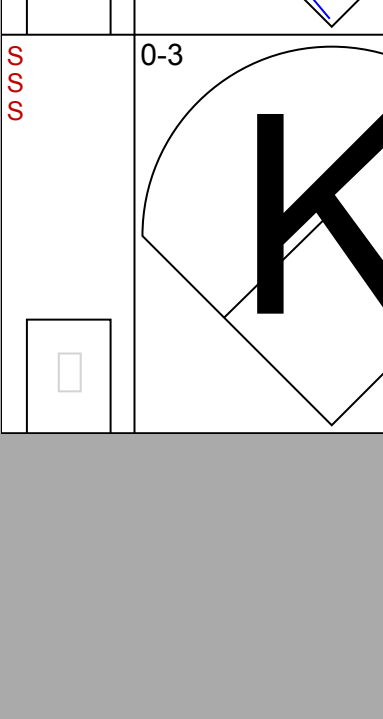
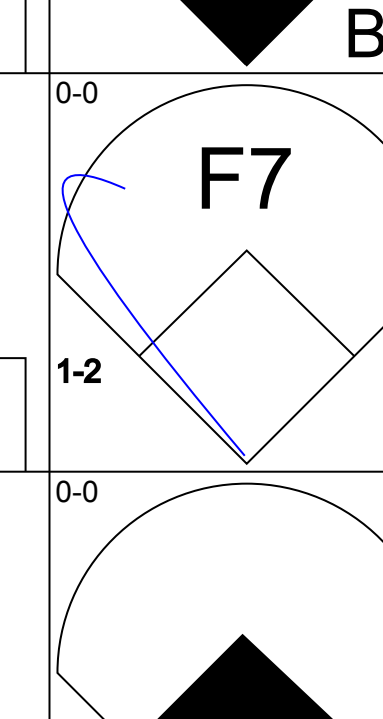
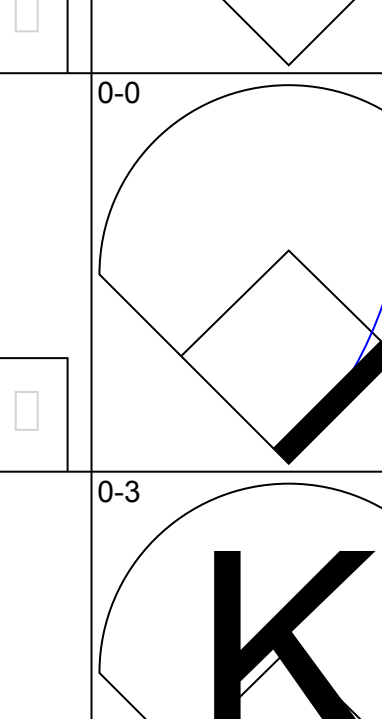

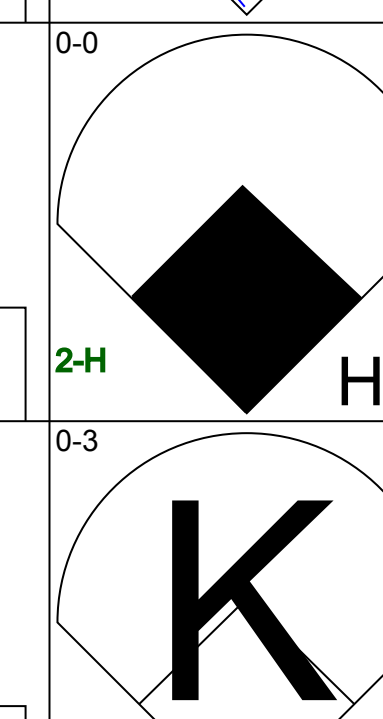
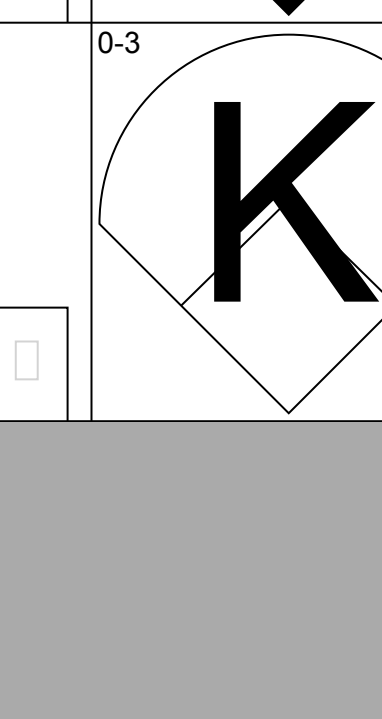

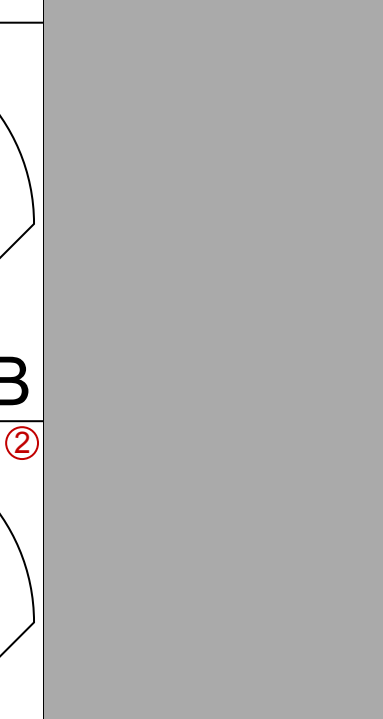
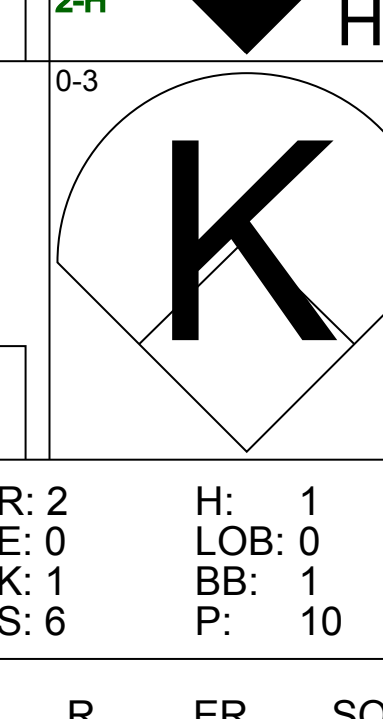
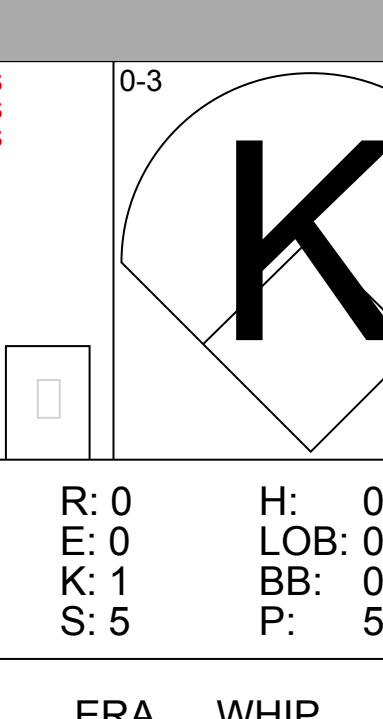
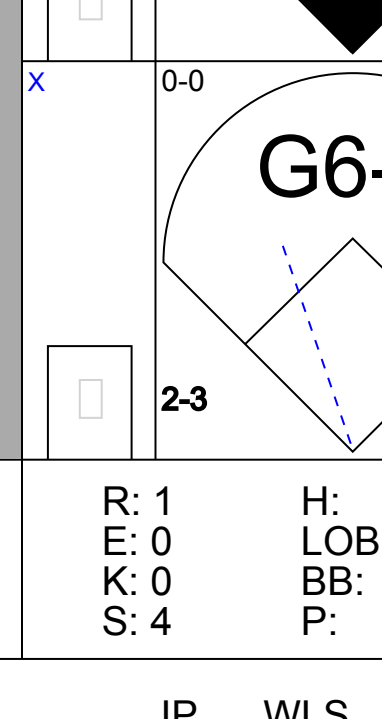


Batter	1	2	3	4	5	6	7	8	9	AB	R	H	RBI	BB	SO	LOB	TOP					
Devon White, S (1, 8) OBP: 0.281, SLG: 0.214										4	0	0	0	0	1	1						
Jay Bell, R (1, 6) OBP: 0.347, SLG: 0.432										4	0	0	0	0	1	1						
Travis Lee, L (1, 3) OBP: 0.286, SLG: 0.404										4	1	1	1	0	1	2						
Matt Williams, R (1, 5) OBP: 0.292, SLG: 0.435										4	0	1	0	0	2	2						
Yamil Benitez, R (1, 7) OBP: 0.292, SLG: 0.409										4	1	2	1	0	2	1						
Karim Garcia, L (1, 9) OBP: 0.105, SLG: 0.189										4	0	0	0	0	2	2						
Kelly Stinnett, R (1, 2) OBP: 0.091, SLG: 0.091										3	0	0	0	0	0	0						
Tony Batista, R (1, 4) OBP: 0.267, SLG: 0.214										3	0	0	0	0	0	0						
Willie Blair, R (1, 1) OBP: 0.200, SLG: 0.200										2	0	0	0	0	0	0						
Andy Fox, L (8, PH) OBP: 0.356, SLG: 0.429										0	0	0	0	1	0	0						
Omar Daal, L (8, 1)										0	0	0	0	0	0	0						
Inning Stats	R: 1 E: 0 K: 2 S: 9	H: 2 LOB: 1 BB: 0 P: 9	R: 0 E: 0 K: 1 S: 5	H: 0 LOB: 0 BB: 0 P: 5	R: 0 E: 0 K: 1 S: 5	H: 0 LOB: 0 BB: 0 P: 5	R: 0 E: 1 K: 1 S: 6	H: 1 LOB: 1 BB: 0 P: 6	R: 0 E: 0 K: 0 S: 3	H: 0 LOB: 0 BB: 0 P: 3	R: 0 E: 1 K: 0 S: 4	H: 0 LOB: 1 BB: 0 P: 4	R: 1 E: 0 K: 1 S: 6	H: 1 LOB: 0 BB: 0 P: 6	R: 0 E: 0 K: 1 S: 5	H: 0 LOB: 1 BB: 1 P: 9	R: 0 E: 0 K: 2 S: 7	H: 0 LOB: 0 BB: 0 P: 7	1B: 1 2B: 1 3B: 0 HR: 2	SF: 0 SAC: 0 DP: 1 HBP: 0	WP: 0 PB: 0 SB: 0 CS: 0	PA: 33
PITCHER	IP	WLS	BF	H	R	ER	SO	BB	IBB	HBP	BLK	WP	HR	S	P	ERA	WHIP					
Joey Hamilton, R (1, 1) ERA: 4.43	8.0	W	30	4	2	2	7	1	0	0	0	0	2	43	47	2.25	0.625					
Trevor Hoffman, R (9, 1) ERA: 3.6	1.0	S	3	0	0	0	2	0	0	0	0	0	0	7	7	0.00	0.000					

Arizona Diamondbacks @ San Diego Padres
Qualcomm Stadium, San Diego, CA
Sun Apr 12 1998, 6:33 AM EDT
Att: 26,217 - Cloudy - 62 F

AB	32
R	2
H	4
RBI	2
BB	1
SO	9
LOB	9

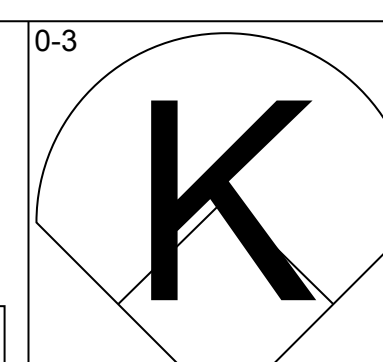
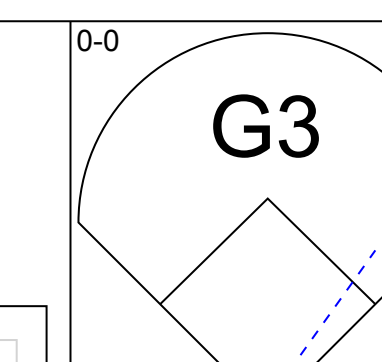
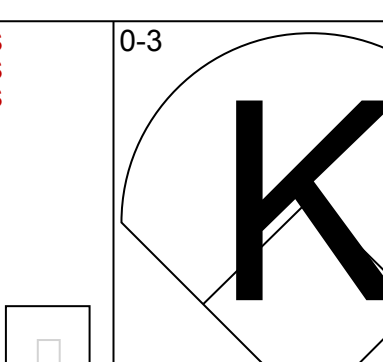
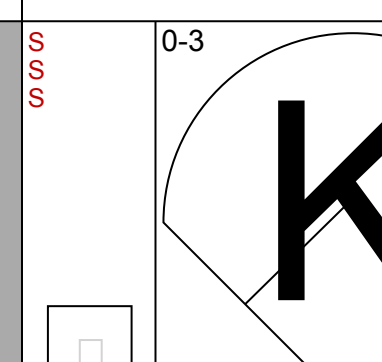
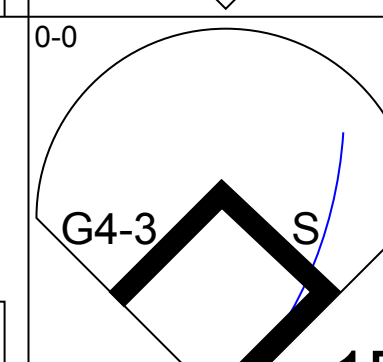
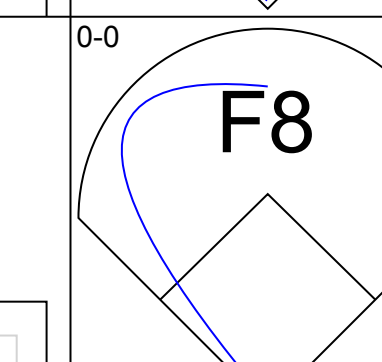
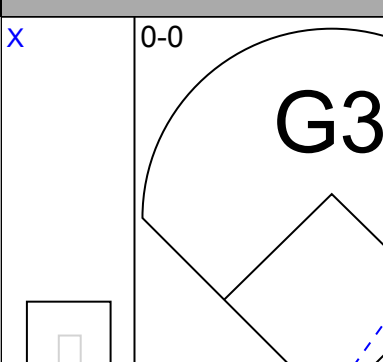
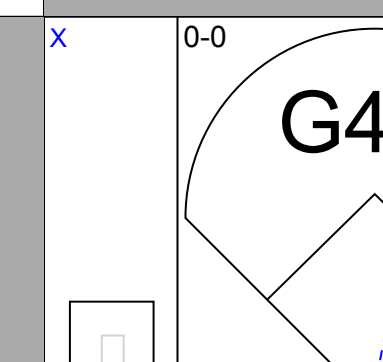
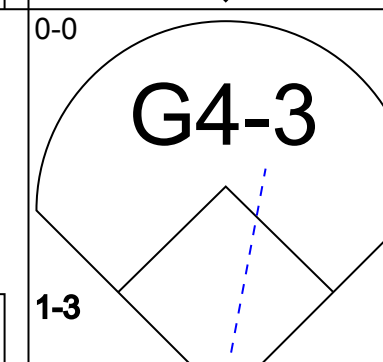
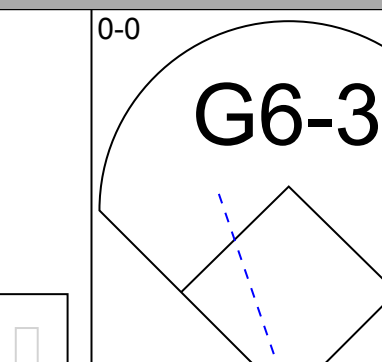
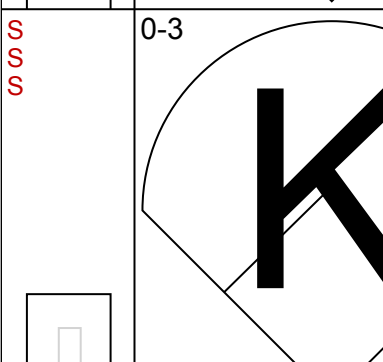
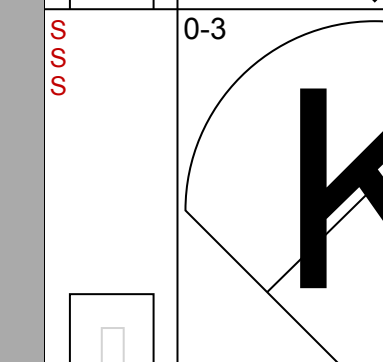
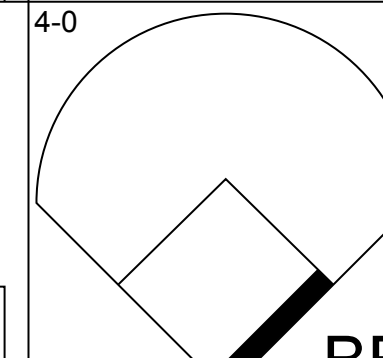
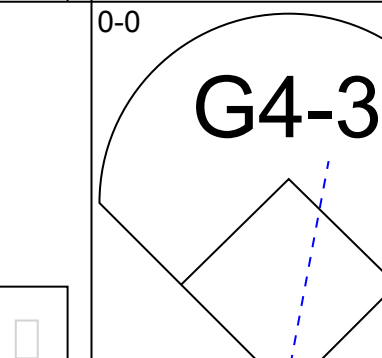
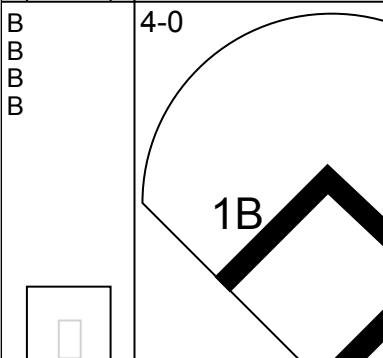
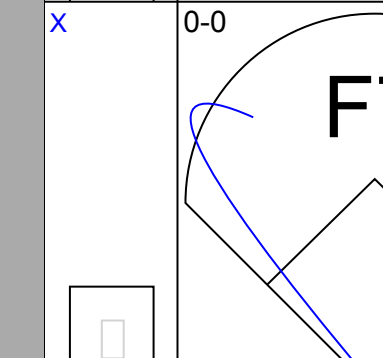
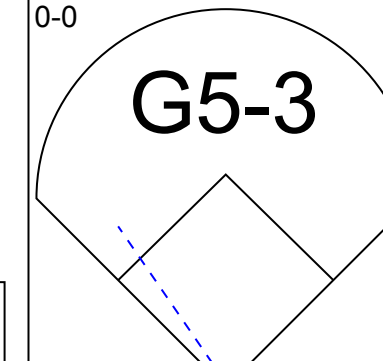
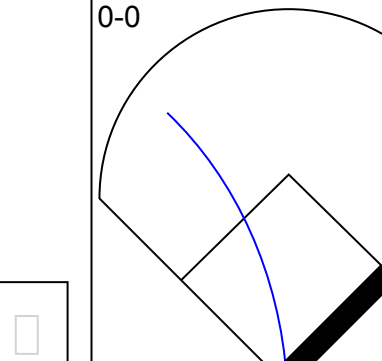
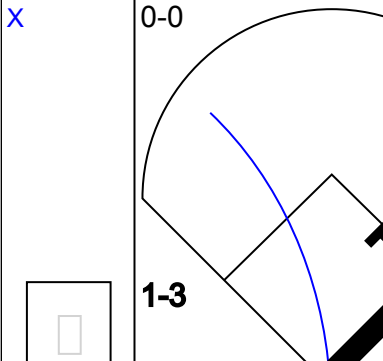
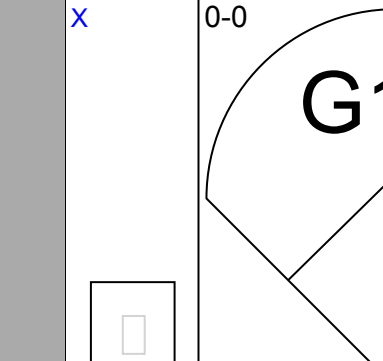
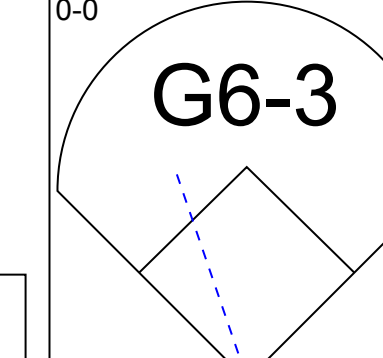
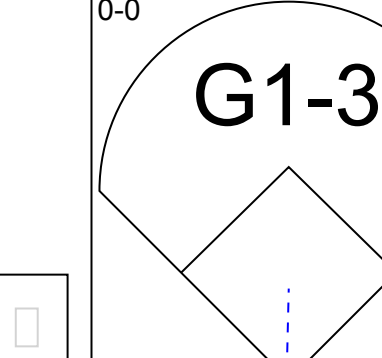
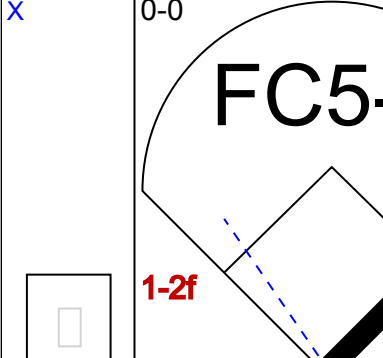
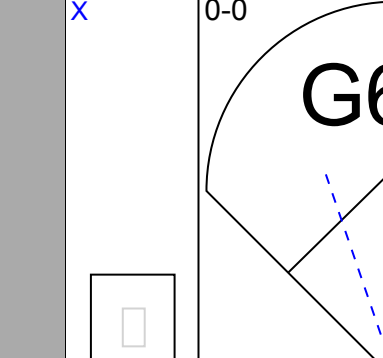
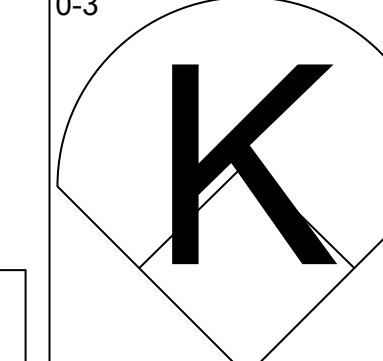
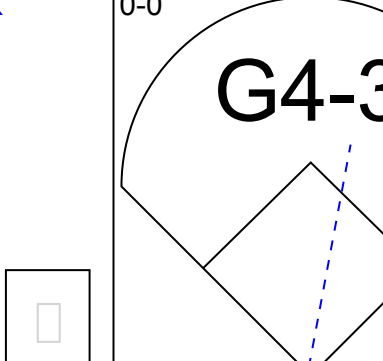
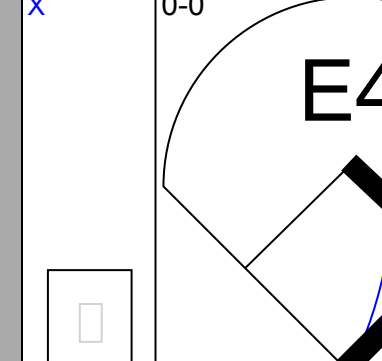
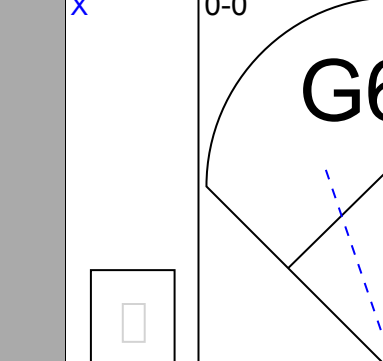
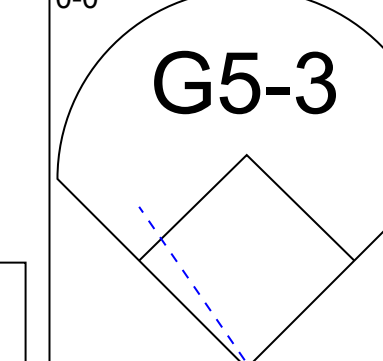
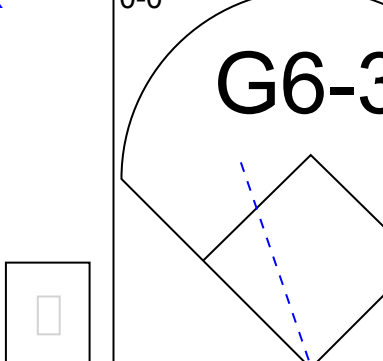
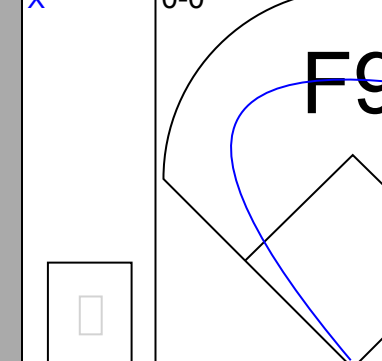
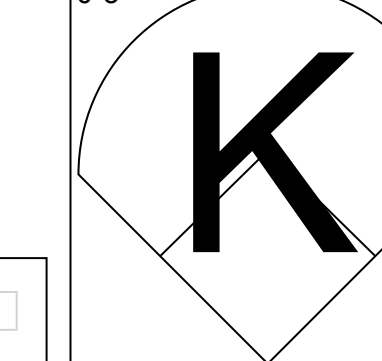
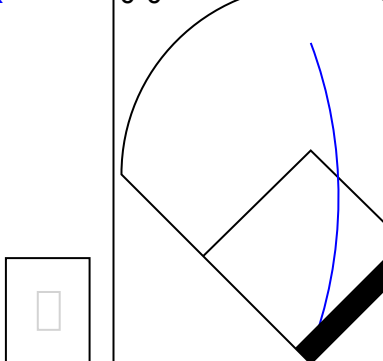
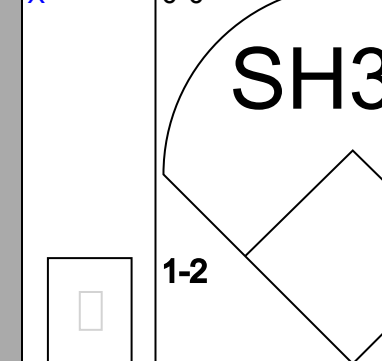


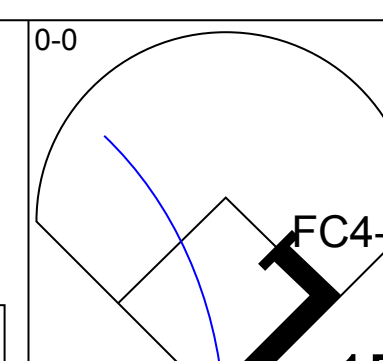
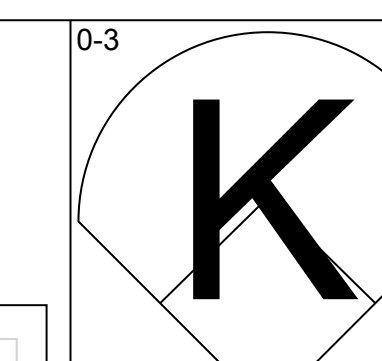
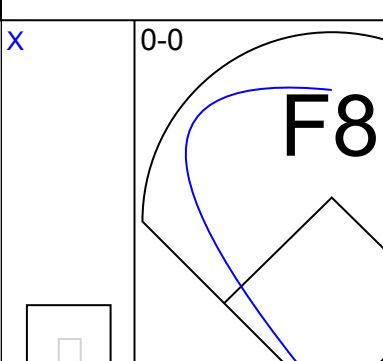
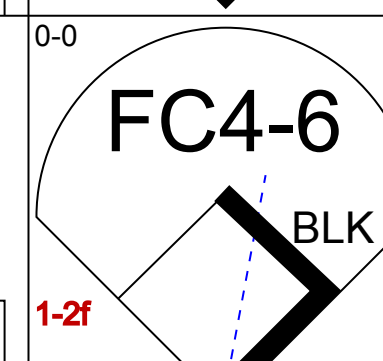
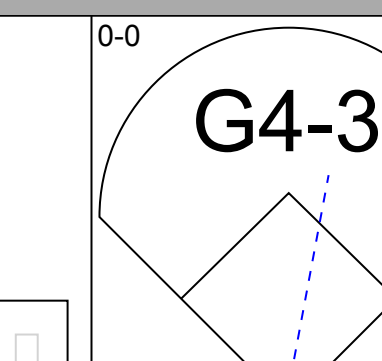
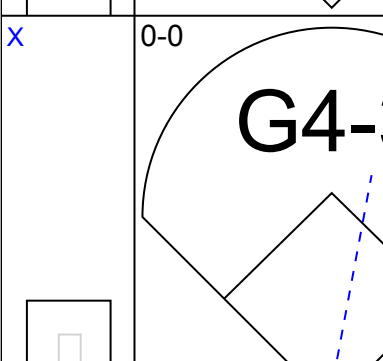
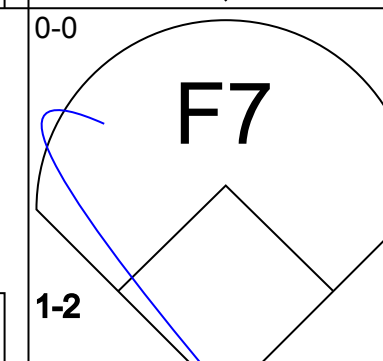
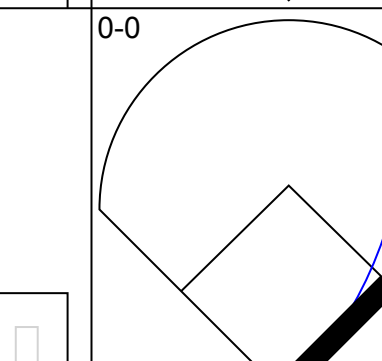
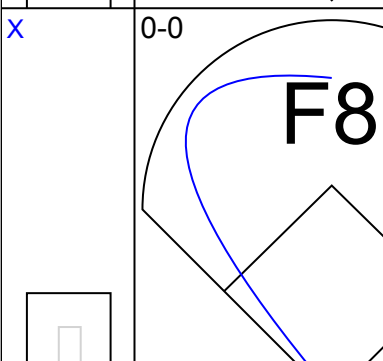
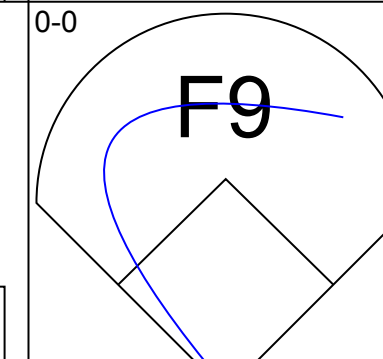
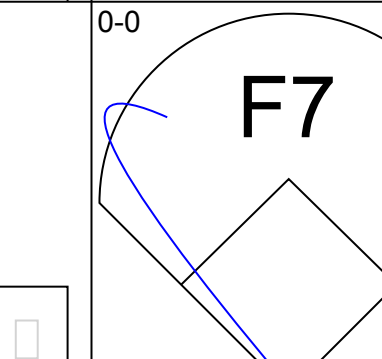
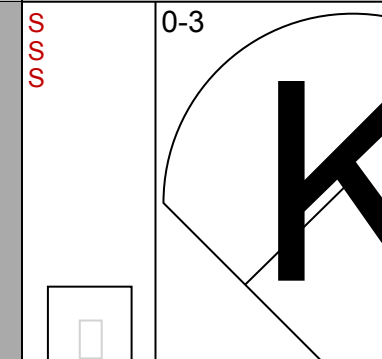
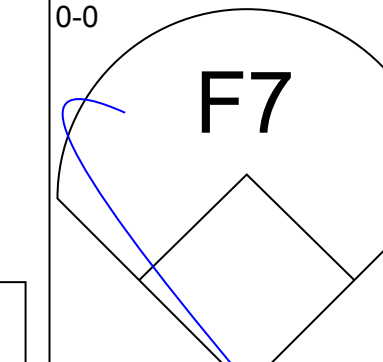
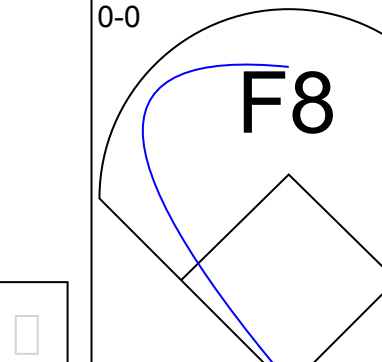
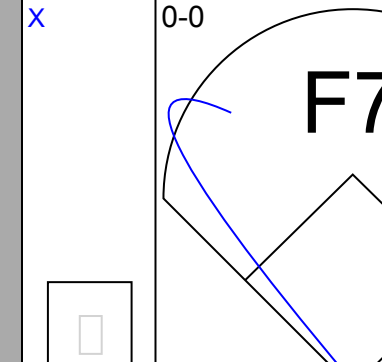
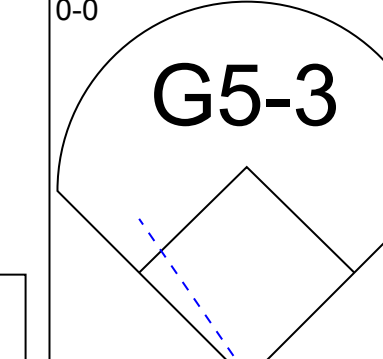
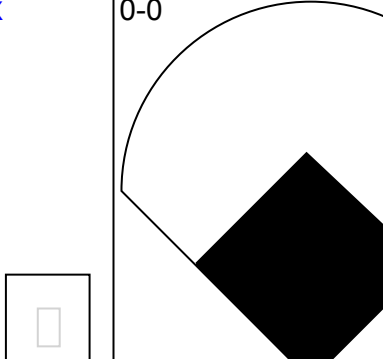
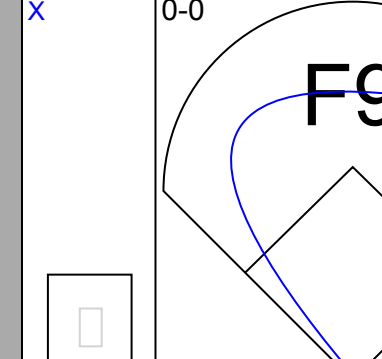
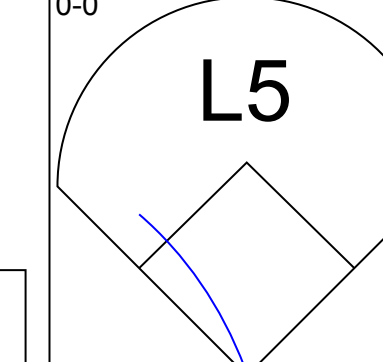
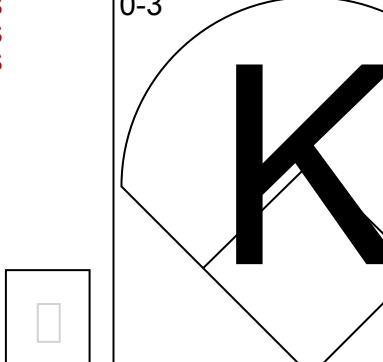
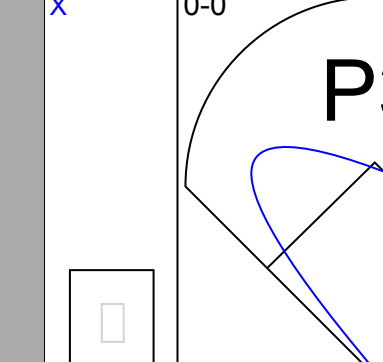
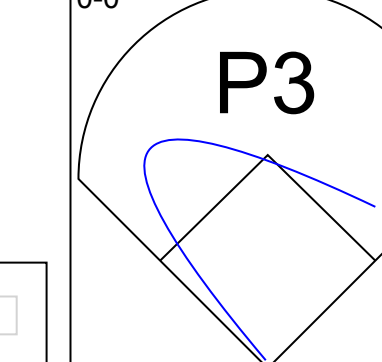
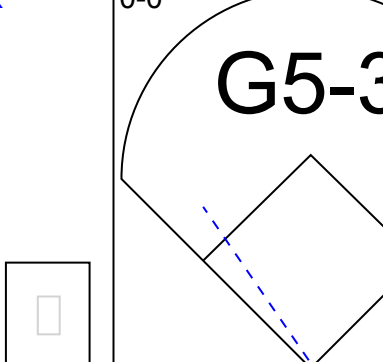
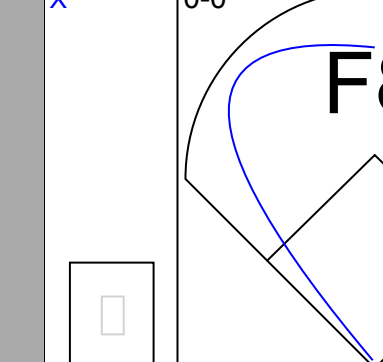
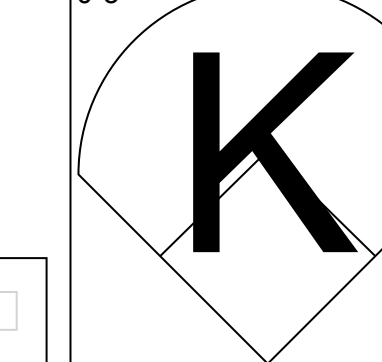
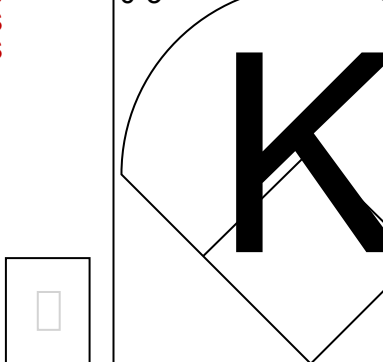
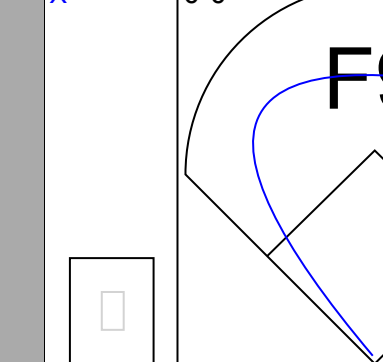
Batter	1	2	3	4	5	6	7	8	9	AB	R	H	RBI	BB	SO	LOB	BOTTOM					
QuiVivo Veras, S (1, 4) OBP: 0.358, SLG: 0.190										4	0	0	0	0	0	0						
Mark Sweeney, L (1, 9) OBP: 0.200, SLG: 0.077										3	0	0	0	0	0	0						
James Mouton, R (8, PH) OBP: 0.267, SLG: 0.429										1	0	0	0	0	0	0						
Steve Finley, L (1, 8) OBP: 0.288, SLG: 0.458										4	0	1	0	0	0	0						
Ken Caminiti, S (1, 5) OBP: 0.320, SLG: 0.739										3	1	1	1	1	1	1						
Wally Joyner, L (1, 3) OBP: 0.452, SLG: 0.639										3	0	0	0	0	1							
Greg Vaughn, R (1, 7) OBP: 0.415, SLG: 0.406										2	1	0	0	1	2	1						
Greg Myers, L (1, 2) OBP: 0.450, SLG: 0.529										3	0	1	0	0	0	1						
Andy Sheets, R (1, 6) OBP: 0.444, SLG: 0.857										3	2	2	2	0	1	1						
Joey Hamilton, R (1, 1) OBP: 0.143, SLG: 0.143										3	0	0	0	0	2	1						
Trevor Hoffman, R (9, 1)										0	0	0	0	0	0	0						
Inning Stats	R: 0 E: 0 K: 0 S: 4	H: 1 LOB: 1 BB: 0 P: 4	R: 2 E: 0 K: 1 S: 6	H: 1 LOB: 0 BB: 1 P: 10	R: 0 E: 0 K: 0 S: 3	H: 0 LOB: 0 BB: 0 P: 3	R: 1 E: 0 K: 2 S: 9	H: 2 LOB: 1 BB: 0 P: 9	R: 0 E: 0 K: 1 S: 5	H: 0 LOB: 0 BB: 0 P: 5	R: 0 E: 0 K: 1 S: 5	H: 0 LOB: 1 BB: 1 P: 9	R: 1 E: 0 K: 0 S: 4	H: 1 LOB: 0 BB: 0 P: 4	R: 0 E: 0 K: 1 S: 5	H: 0 LOB: 0 BB: 0 P: 5	1B: 2 2B: 1 3B: 0 HR: 2	SF: 0 SAC: 0 DP: 0 HBP: 0	WP: 1 PB: 0 SB: 2 CS: 0	PA: 31		
PITCHER	IP	WLS	BF	H	R	ER	SO	BB	IBB	HBP	BLK	WP	HR	S	P	ERA	WHIP					
Willie Blair, R (1, 1) ERA: 7.64	7.0	L	28	5	4	4	5	2	0	0	0	1	2	36	44	5.14	1.000					
Omar Daal, L (8, 1) ERA: 2.45	1.0		3	0	0	0	1	0	0	0	0	0	0	5	5	0.00	0.000					

Arizona Diamondbacks @ San Diego Padres
Qualcomm Stadium, San Diego, CA
Sun Apr 12 1998, 6:33 AM EDT
Att: 26,217 - Cloudy - 62 F

AB	29
R	4
H	5
RBI	3
BB	2
SO	6
LOB	6



Batter	1	2	3	4	5	6	7	8	9	AB	R	H	RBI	BB	SO	LOB	TOP		
Devon White, S (1, 8) OBP: 0.240, SLG: 0.196										4	0	0	0	0	3	2	<p>Arizona Diamondbacks @ San Diego Padres Qualcomm Stadium, San Diego, CA Mon Apr 13 1998, 6:33 AM EDT Att: 36,278 - Cloudy - 69 F</p> <p>livebaseballscores.com</p>		
Andy Fox, L (1, 9) OBP: 0.462, SLG: 0.364										4	0	1	0	0	0	0			
Jay Bell, R (1, 6) OBP: 0.321, SLG: 0.396										4	0	0	0	0	2	1			
Travis Lee, L (1, 3) OBP: 0.302, SLG: 0.388										2	0	0	0	2	0	0			
Matt Williams, R (1, 5) OBP: 0.308, SLG: 0.440										4	0	2	0	0	0	2			
Yamil Benitez, R (1, 7) OBP: 0.250, SLG: 0.346										4	0	0	0	0	0	3			
Jorge Fabregas, L (1, 2) OBP: 0.275, SLG: 0.265										4	0	0	0	0	1	0			
Andy Stankiewicz, R (1, 4) OBP: 0.250, SLG: 0.350										3	0	0	0	0	0	1			
Brian Anderson, R (1, 1) OBP: 0.167, SLG: 0.167										2	0	1	0	0	1	0			
Inning Stats	R: 0 E: 0 K: 1 S: 6	H: 1 LOB: 2 BB: 1 P: 10	R: 0 E: 0 K: 1 S: 5	H: 0 LOB: 0 BB: 0 P: 5	R: 0 E: 0 K: 1 S: 5	H: 0 LOB: 0 BB: 0 P: 5	R: 0 E: 0 K: 0 S: 4	H: 1 LOB: 1 BB: 0 P: 4	R: 0 E: 0 K: 1 S: 6	H: 1 LOB: 2 BB: 1 P: 10	R: 0 E: 0 K: 1 S: 6	H: 0 LOB: 0 BB: 0 P: 6	R: 0 E: 0 K: 1 S: 5	H: 0 LOB: 0 BB: 0 P: 5	R: 0 E: 0 K: 0 S: 3	H: 0 LOB: 0 BB: 0 P: 3	1B: 4 2B: 0 3B: 0 HR: 0	SF: 0 SAC: 1 DP: 0 HBP: 0	WP: 0 PA: 34 PB: 0 SB: 1 CS: 0
PITCHER Andy Ashby, R (1, 1) ERA: 2.49	IP: 9.0 WLS: W BF: 34 H: 4 R: 0 ER: 0 SO: 7 BB: 2 IBB: 0 HBP: 0 BLK: 0 WP: 0 HR: 0 S: 46 P: 54 ERA: 0.00 WHIP: 0.667															PITCHER			

Batter	1	2	3	4	5	6	7	8	9	AB	R	H	RBI	BB	SO	LOB	BOTTOM		
Andy Sheets, R (1, 4) OBP: 0.417, SLG: 0.700										3	0	1	0	0	1	0	<p>Arizona Diamondbacks @ San Diego Padres Qualcomm Stadium, San Diego, CA Mon Apr 13 1998, 6:33 AM EDT Att: 36,278 - Cloudy - 69 F</p> <p>livebaseballscores.com</p>		
Steve Finley, L (1, 8) OBP: 0.273, SLG: 0.431										3	0	0	0	0	0	1			
Tony Gwynn, L (1, 9) OBP: 0.392, SLG: 0.500										3	0	1	0	0	0	1			
Ken Caminiti, S (1, 5) OBP: 0.302, SLG: 0.694										3	0	0	0	0	1	2			
Ed Giovanola, L (8, 4)										0	0	0	0	0	0	0			
Greg Vaughn, R (1, 7) OBP: 0.386, SLG: 0.371										3	0	0	0	0	0	1			
James Mouton, R (8, 7) OBP: 0.267, SLG: 0.429										0	0	0	0	0	0	0			
Archi Cianfrocco, R (1, 3) OBP: 0.286, SLG: 0.538										3	1	1	1	0	0	0			
Carlos Hernandez, R (1, 2) OBP: 0.306, SLG: 0.353										3	0	0	0	0	1	0			
Chris Gomez, R (1, 6) OBP: 0.333, SLG: 0.400										3	0	0	0	0	0	0			
Andy Ashby, R (1, 1) OBP: 0.143, SLG: 0.143										3	0	0	0	0	2	0			
Inning Stats	R: 0 E: 0 K: 0 S: 4	H: 1 LOB: 1 BB: 0 P: 4	R: 0 E: 0 K: 0 S: 3	H: 0 LOB: 0 BB: 0 P: 3	R: 0 E: 0 K: 2 S: 7	H: 0 LOB: 0 BB: 0 P: 7	R: 0 E: 0 K: 0 S: 4	H: 1 LOB: 1 BB: 0 P: 4	R: 1 E: 0 K: 2 S: 8	H: 1 LOB: 0 BB: 0 P: 8	R: 0 E: 0 K: 0 S: 3	H: 0 LOB: 0 BB: 0 P: 3	R: 0 E: 0 K: 0 S: 3	H: 0 LOB: 0 BB: 0 P: 3	R: 0 E: 0 K: 0 S: 3	H: 0 LOB: 0 BB: 0 P: 3	1B: 2 2B: 0 3B: 0 HR: 1	SF: 0 SAC: 0 DP: 0 HBP: 0	WP: 0 PA: 27 PB: 0 SB: 0 CS: 0
PITCHER Brian Anderson, L (1, 1) ERA: 2.45	IP: 8.0 WLS: L BF: 27 H: 3 R: 1 ER: 1 SO: 5 BB: 0 IBB: 0 HBP: 0 BLK: 1 WP: 0 HR: 1 S: 37 P: 37 ERA: 1.12 WHIP: 0.375															PITCHER			

Batter	1	2	3	4	5	6	7	8	9	AB	R	H	RBI	BB	SO	LOB	TOP					
Quilvio Veras, S OBP: 0.379, SLG: 0.234	1-2 E S 1B	0-1 G4-3 G3 1B		2-2 G1-3	1-0 1-2 2-H 1B		2-1 G6-3			5	1	3	1	0	0	1	San Diego Padres @ San Francisco Giants 3Com Park at Candlestick Point, San Francisco, CA Tue Apr 14 1998, 10:05 PM EDT Att: 11,669 - Cloudy - 58 F					
Steve Finley, L OBP: 0.283, SLG: 0.446	2-1 1B 2B 1-H	0-1 G3		0-0 F9 2B	1-1 G4-3		0-0 B1		5	1	2	1	0	0	3							
Tony Gwynn, L OBP: 0.375, SLG: 0.471	1-0 2B HR 1-3	0-2 G4-3		2-1 F9 2-3		0-0 F8	0-2 G3		5	1	1	0	0	0	2							
Wally Joyner, L OBP: 0.468, SLG: 0.650	0-1 HR 3-H	3-2 L8		4-1 FC6-4 BB		0-0 G5-3 1B	1-0 P5		4	1	2	1	1	0	1							
Greg Vaughn, R OBP: 0.388, SLG: 0.525	0-0 HR 2-H 3-H		2-1 HR	2-2 FC6-4 1-2		1-2 G5-3		2-2 F7	5	2	4	0	0	0	3							
Greg Myers, L OBP: 0.440, SLG: 0.500	0-2 1B		0-0 G3		1-2 24 1B 1B	1-3 K		1-2 L8	5	0	2	0	0	1	1							
Archi Cianfrocco, R OBP: 0.316, SLG: 0.556	1-3 K		3-3 K		1-2 24 1B 1B		2-2 G6-4-3 2B	2-3 K	5	1	2	0	0	3	1							
Chris Gomez, R OBP: 0.347, SLG: 0.381	1-3 K		4-2 BB		2-0 L6		1-1 G6-4-3 HBP		2	0	0	0	1	1	3							
24 Mark Langston, R OBP: 0.375, SLG: 0.450 Brian Boehringer, S Carlos Reyes, S Mark Sweeney, L Don Wengert, R Dan Miceli, R	3-2 F8		0-2 K		0-0 1B	1-2 2-H 2-H 1B	0-1 G6-4-3		3	0	1	0	0	1	2							
Inning Stats	R: 5 E: 0 K: 2 S: 27	H: 6 LOB: 1 BB: 0 P: 36	R: 0 E: 0 K: 0 S: 10	H: 1 LOB: 1 BB: 1 P: 13	R: 1 E: 0 K: 2 S: 11	H: 1 LOB: 1 BB: 1 P: 20	R: 0 E: 0 K: 0 S: 10	H: 1 LOB: 2 BB: 1 P: 20	R: 1 E: 0 K: 0 S: 12	H: 4 LOB: 2 BB: 0 P: 18	R: 0 E: 0 K: 1 S: 8	H: 1 LOB: 1 BB: 0 P: 10	R: 0 E: 0 K: 0 S: 9	H: 1 LOB: 1 BB: 0 P: 14	R: 0 E: 0 K: 0 S: 5	H: 0 LOB: 0 BB: 0 P: 6	R: 0 E: 0 K: 1 S: 11	H: 0 LOB: 0 BB: 0 P: 16	1B: 10 2B: 3 3B: 0 HR: 2	SF: 0 SAC: 0 DP: 1 HBP: 1	WP: 0 PB: 0 SB: 1 CS: 0	PA: 43
PITCHER	IP WLS BF H R ER SO BB IBB HBP BLK WP HR S P ERA WHIP	IP WLS BF H R ER SO BB IBB HBP BLK WP HR S P ERA WHIP															IP WLS BF H R ER SO BB IBB HBP BLK WP HR S P ERA WHIP					
Mark Gardner, R ERA: 6.19	(1, 1) 4.0 23 9 6 6 4 2 0 0 0 0 2 58 89 13.50 2.750																					
Jim Poole, L ERA: 3.39	(5, 1) 1.1 8 5 1 1 0 0 0 0 0 0 0 14 20 6.75 3.750																					
Julian Tavarez, R ERA: 3.86	(6, 1) 1.2 6 1 0 0 1 0 0 1 0 0 0 15 22 0.00 0.600																					
Rich Rodriguez, L ERA: 9.0	(8, 1) 1.0 3 0 0 0 0 0 0 0 0 0 0 5 6 0.00 0.000																					
Robb Nen, R ERA: 1.0	(9, 1) 1.0 3 0 0 0 1 0 0 0 0 0 0 11 16 0.00 0.000																					
Batter	1	2	3	4	5	6	7	8	9	AB	R	H	RBI	BB	SO	LOB	BOTTOM					
Alex Diaz, S OBP: 0.176, SLG: 0.235	0-1 F7	0-0 2B		1-1 FC6-4 1-2	0-2 G3		0-0 FC6-4 1-2			5	0	1	1	0	0	3	San Diego Padres @ San Francisco Giants 3Com Park at Candlestick Point, San Francisco, CA Tue Apr 14 1998, 10:05 PM EDT Att: 11,669 - Cloudy - 58 F					
Rey Sanchez, R OBP: 0.500, SLG: 0.538	4-1 2B WP BB	3-1 G6-3		1-1 HR BB			1-0 G6-3 1-2		3	2	1	1	2	0	2							
Barry Bonds, L OBP: 0.343, SLG: 0.500	2-3 K 1-2		1-1 F8				2-3 K		4	1	1	2	1	2	1							
Jeff Kent, R OBP: 0.400, SLG: 0.500	0-1 HR 2B		0-0 G5-3				2-1 1B WP PB HBP		4	3	2	1	0	1	2							
Stan Javier, S OBP: 0.390, SLG: 0.333	4-2 HR BB		4-1 BB		4-2 BB 1B BB		1-0 CS 1B	1-3 PB 1B	2	3	2	0	3	0	0							
Charlie Hayes, R OBP: 0.304, SLG: 0.474 Robb Nen, R	0-1 HR		1-3 K		4-2 1B BB		0-0 F8	3-2 L8	4	2	1	3	1	1	3							
J.T. Snow, L OBP: 0.373, SLG: 0.347	2-3 K				0-2 1B BB		2-3 K	1-2 3-H 1B	0	0	0	0	0	0	0							
Brian Johnson, R OBP: 0.326, SLG: 0.381		1-1 G6-3		1-3 K FC6-4	1-1 SH2-4 2B 1B		1-1 CS	1-2 FC6-4 1B	4	1	2	1	0	1	0							
Mark Gardner, R Jim Poole, L Julian Tavarez, L Marvin Benard, L Rich Rodriguez, L Bill Mueller, S	4-2 2B BB		4-2 2B BB		2-0 F9 1-2		1-3 K		1	0	0	0	1	0	1							
Inning Stats	R: 4 E: 0 K: 2 S: 18	H: 2 LOB: 2 BB: 2 P: 30	R: 0 E: 0 K: 0 S: 7	H: 1 LOB: 1 BB: 1 P: 15	R: 0 E: 0 K: 1 S: 7	H: 0 LOB: 1 BB: 1 P: 13	R: 0 E: 0 K: 1 S: 9	H: 0 LOB: 1 BB: 0 P: 16	R: 7 E: 0 K: 1 S: 30	H: 5 LOB: 4 BB: 4 P: 53	R: 0 E: 0 K: 1 S: 7	H: 1 LOB: 0 BB: 0 P: 10	R: 0 E: 0 K: 1 S: 8	H: 1 LOB: 1 BB: 0 P: 11	R: 2 E: 0 K: 1 S: 9	H: 2 LOB: 1 BB: 0 P: 18	1B: 7 2B: 3 3B: 0 HR: 2	SF: 0 SAC: 1 DP: 0 HBP: 1	WP: 3 PB: 1 SB: 1 CS: 1	PA: 44		
PITCHER	IP WLS BF H R ER SO BB IBB HBP BLK WP HR S P ERA WHIP	IP WLS BF H R ER SO BB IBB HBP BLK WP HR S P ERA WHIP															IP WLS BF H R ER SO BB IBB HBP BLK WP HR S P ERA WHIP					
24 Mark Langston, L ERA: 6.48	(1, 1) 4.0 21 4 6 6 4 5 0 0 0 0 2 2 46 85 13.50 2.250																					
Brian Boehringer, R ERA: 10.8	(5, 1) 0.2 9 4 5 5 0 2 1 0 0 0 0 21 36 67.50 9.000																					
Carlos Reyes, R ERA: 9.64	(5, 1) 1.1 4 1 0 0 2 0 0 0 0 0 0 11 16 0.00 0.750																					
Don Wengert, R ERA: 9.64	(7, 1) 1.0 4 1 0 0 1 0 0 0 0 0 0 8 11 0.00 1.000																					
Dan Miceli, R ERA: 2.61	(8, 1) 1.0 5 2 2 1 1 0 0 1 0 1 0 9 18 9.00 2.000																					
GIANTS																						

Batter	1	2	3	4	5	6	7	8	9	AB	R	H	RBI	BB	SO	LOB	TOP											
Quilvio Veras, S OBP: 0.391, SLG: 0.250										5	0	2	0	0	1	4												
Steve Finley, L OBP: 0.281, SLG: 0.433										4	0	1	0	0	0	3												
Tony Gwynn, L OBP: 0.350, SLG: 0.436										4	0	0	0	0	0	3												
Ken Caminiti, S OBP: 0.333, SLG: 0.686										2	0	1	0	2	1	0												
Wally Joyner, L OBP: 0.431, SLG: 0.591										4	0	0	0	0	0	4												
Greg Vaughn, R OBP: 0.377, SLG: 0.568										4	1	1	1	0	0	1												
James Mouton, R OBP: 0.267, SLG: 0.429										0	0	0	0	0	0	0												
Carlos Hernandez, R OBP: 0.300, SLG: 0.342										4	0	1	0	0	1	0												
Chris Gomez, R OBP: 0.321, SLG: 0.348										4	0	0	0	0	2	1												
Kevin Brown, R OBP: 0.333, SLG: 0.417										4	0	3	0	0	1	0												
Inning Stats	R: 0 E: 0 K: 0 S: 14	H: 2 LOB: 2 BB: 1 P: 24	R: 1 E: 0 K: 2 S: 9	H: 2 LOB: 1 BB: 0 P: 15	R: 0 E: 0 K: 0 S: 10	H: 0 LOB: 1 BB: 1 P: 16	R: 0 E: 0 K: 1 S: 6	H: 0 LOB: 0 BB: 0 P: 8	R: 0 E: 0 K: 1 S: 11	H: 1 LOB: 1 BB: 0 P: 15	R: 0 E: 0 K: 1 S: 8	H: 0 LOB: 0 BB: 0 P: 10	R: 0 E: 0 K: 0 S: 9	H: 2 LOB: 2 BB: 0 P: 12	R: 0 E: 0 K: 0 S: 7	H: 1 LOB: 1 BB: 0 P: 10	R: 0 E: 0 K: 1 S: 9	H: 1 LOB: 1 BB: 0 P: 14	1B: 8 2B: 0 3B: 0 HR: 1	SF: 0 SAC: 0 DP: 0 HBP: 0	WP: 1 PB: 0 SB: 0 CS: 1	PA: 37						
PITCHER	IP	WLS	BF	H	R	ER	SO	BB	IBB	HBP	BLK	WP	HR	S	P	ERA	WHIP											
Danny Darwin, R ERA: 2.89	(1, 1)	6.2	L	28	7	1	1	5	2	0	0	0	0	1	64	96	1.35	1.350										
Rich Rodriguez, L ERA: 6.75	(7, 1)	1.0		4	1	0	0	0	0	0	0	0	1	0	8	11	0.00	1.000										
Steve Reed, R ERA:	(8, 1)	1.1		5	1	0	0	1	0	0	0	0	0	0	11	17	0.00	0.750										

San Diego Padres @ San Francisco Giants
3Com Park at Candlestick Point, San Francisco, CA
Wed Apr 15 1998, 10:05 PM EDT
Att: 16,255 - Unknown - 55 F

AB 35
R 1
H 9
RBI 1
BB 2
SO 6
LOB 16



Batter	1	2	3	4	5	6	7	8	9	AB	R	H	RBI	BB	SO	LOB	BOTTOM										
Darryl Hamilton, L OBP: 0.355, SLG: 0.321										3	0	0	0	0	1	0											
Bill Mueller, S OBP: 0.407, SLG: 0.480										4	0	0	0	0	0	1											
Barry Bonds, L OBP: 0.366, SLG: 0.508										3	0	2	0	1	0	0											
J.T. Snow, L OBP: 0.349, SLG: 0.321										4	0	0	0	0	2	4											
Jeff Kent, R OBP: 0.382, SLG: 0.475										3	0	0	0	0	1	0											
Brent Mayne, L OBP: 0.474, SLG: 0.556										3	0	0	0	0	2	0											
Marvin Benard, L OBP: 0.300, SLG: 0.300										3	0	1	0	0	0	0											
Rich Aurilia, R OBP: 0.487, SLG: 0.515										2	0	0	0	1	0	1											
Danny Darwin, R	(1, 1)									2	0	0	0	0	2	1											
Rich Rodriguez, L	(7, 1)									0	0	0	0	0	0	0											
Steve Reed, R	(8, 1)									0	0	0	0	0	0	0											
Stan Javier, S OBP: 0.400, SLG: 0.367	(8, PH)									1	0	1	0	0	0	0											
Inning Stats	R: 0 E: 0 K: 1 S: 7	H: 0 LOB: 0 BB: 0 P: 10	R: 0 E: 0 K: 2 S: 9	H: 0 LOB: 0 BB: 0 P: 14	R: 0 E: 0 K: 1 S: 5	H: 0 LOB: 0 BB: 1 P: 13	R: 0 E: 0 K: 1 S: 9	H: 1 LOB: 1 BB: 0 P: 14	R: 0 E: 0 K: 0 S: 7	H: 0 LOB: 0 BB: 0 P: 10	R: 0 E: 0 K: 1 S: 7	H: 0 LOB: 0 BB: 0 P: 9	R: 0 E: 0 K: 0 S: 5	H: 1 LOB: 0 BB: 0 P: 9	R: 0 E: 0 K: 1 S: 8	H: 1 LOB: 2 BB: 0 P: 15	R: 0 E: 0 K: 1 S: 8	H: 1 LOB: 1 BB: 1 P: 18	1B: 3 2B: 1 3B: 0 HR: 0	SF: 0 SAC: 1 DP: 1 HBP: 0	WP: 0 PB: 0 SB: 1 CS: 1	PA: 32					
PITCHER	IP	WLS	BF	H	R	ER	SO	BB	IBB	HBP	BLK	WP	HR	S	P	ERA	WHIP										
Kevin Brown, R ERA: 1.53	(1, 1)	9.0	W	31	4	0	0	8	1	1	0	0	0	65	112	0.00	0.556										

San Diego Padres @ San Francisco Giants
3Com Park at Candlestick Point, San Francisco, CA
Wed Apr 15 1998, 10:05 PM EDT
Att: 16,255 - Unknown - 55 F

AB 28
R 0
H 4
RBI 0
BB 2
SO 8
LOB 7



Batter	1	2	3	4	5	6	7	8	9	AB	R	H	RBI	BB	SO	LOB	TOP			
Quilvio Veras, S OBP: 0.397, SLG: 0.333	G4-3	G4-3				SF8 3B			G4-3 2B	5	1	3	1	0	0	1	San Diego Padres @ Pittsburgh Pirates Three Rivers Stadium, Pittsburgh, PA Fri Apr 17 1998, 7:05 PM EDT Att: 12,555 - Cloudy - 50 F			
Steve Finley, L OBP: 0.275, SLG: 0.415	2B SF8 1B	G4-3			K	FC4-6 1B			G4-3	5	1	1	0	0	1	5				
Tony Gwynn, L OBP: 0.338, SLG: 0.441	1-2 2B		F8		SF8		G1-3		L3	4	0	1	1	0	0	1				
Ken Caminiti, S OBP: 0.311, SLG: 0.648	SF8		K		F8		P5			3	0	0	1	0	1	0				
Wally Joyner, L OBP: 0.418, SLG: 0.553	G5-3		G3-1			HR BB			F7	3	1	0	0	1	0	1				
Greg Vaughn, R OBP: 0.388, SLG: 0.617		2B 1B BB		G6-3		HR			K	3	2	1	2	1	1	0				
Dan Miceli, R										0	0	0	0	0	0	0				
Sterling Hitchcock, L										0	0	0	0	0	0	0				
Trevor Hoffman, R										0	0	0	0	0	0	0				
Greg Myers, L OBP: 0.379, SLG: 0.423		F9		G4-3		L3			K	4	0	0	0	0	1	1				
Chris Gomez, R OBP: 0.316, SLG: 0.360		1B 2B		G4-3		E5 1B			K	4	1	1	0	0	1	0				
Joey Hamilton, R OBP: 0.250, SLG: 0.250		1B				B2			G1-3	1	0	1	2	0	0	0				
Ed Giovannola, L										0	1	0	0	1	0	0				
Brian Boehringer, S										1	0	0	0	0	1	1				
James Mouton, R OBP: 0.250, SLG: 0.400		G4-3 1B								1	0	0	0	0	0	0				
Inning Stats	R: 1 E: 0 K: 0 S: 14	H: 2 LOB: 1 BB: 0 P: 20	R: 2 E: 0 K: 0 S: 9	H: 2 LOB: 1 BB: 1 P: 15	R: 0 E: 0 K: 1 S: 10	H: 0 LOB: 0 BB: 0 P: 15	R: 0 E: 0 K: 0 S: 5	H: 0 LOB: 0 BB: 0 P: 6	R: 2 E: 0 K: 1 S: 10	H: 1 LOB: 0 BB: 1 P: 20	R: 0 E: 0 K: 0 S: 5	H: 0 LOB: 0 BB: 0 P: 8	R: 0 E: 0 K: 3 S: 9	H: 0 LOB: 0 BB: 0 P: 13	R: 0 E: 0 K: 0 S: 7	H: 1 LOB: 1 BB: 0 P: 11	1B: 3 2B: 3 3B: 1 HR: 1	SF: 2 SAC: 0 DP: 0 HBP: 0	WP: 0 PB: 0 SB: 2 CS: 0	PA: 39
PITCHER	IP WLS BF H R ER SO BB IBB HBP BLK WP HR S P ERA WHIP																			
Jason Schmidt, R ERA: 6.14	(1, 1) 5.0 22 5 5 5 2 2 0 0 0 0 0 0 48 76 9.00 1.400																			
Jeff Tabaka, L ERA: 3.39	(6, 1) 2.0 L 10 2 2 2 0 1 0 0 0 0 1 18 32 9.00 1.500																			
Ricardo Rincon, L ERA:	(8, 1) 1.0 3 0 0 0 3 0 0 0 0 0 0 9 13 0.00 0.000																			
Rich Loiselle, R ERA: 3.86	(9, 1) 1.0 4 1 0 0 0 0 0 0 0 0 0 7 11 0.00 1.000																			

Batter	1	2	3	4	5	6	7	8	9	AB	R	H	RBI	BB	SO	LOB	BOTTOM					
Tony Womack, L OBP: 0.253, SLG: 0.230	G6-3	F8		HR 1B		K			G3	5	1	1	0	0	1	6	San Diego Padres @ Pittsburgh Pirates Three Rivers Stadium, Pittsburgh, PA Fri Apr 17 1998, 7:05 PM EDT Att: 12,555 - Cloudy - 50 F					
Al Martin, L OBP: 0.246, SLG: 0.288	F9		1B 1B 3B	HR		F7			F9	5	2	2	2	0	3	0						
Rich Loiselle, R										0	0	0	0	0	0	0						
1B Jason Kendall, R OBP: 0.385, SLG: 0.492	K		1B 2B 1B	F8		L8			F8	5	1	1	1	0	1	1						
Kevin Young, R OBP: 0.324, SLG: 0.381		F9	G5-3	G5-3					P3	5	0	0	0	0	1	1						
Jermaine Allensworth, R OBP: 0.429, SLG: 0.451		F8	2B 1B			S 1B			K	5	0	2	0	0	1	0						
Jose Guillen, R OBP: 0.322, SLG: 0.545		BB 1B BB	1B 2B			K			G5-3	3	1	1	1	1	1	1						
Freddy Garcia, R OBP: 0.277, SLG: 0.429		1B BB				G5-3			G3	1	0	0	0	2	0	1						
Jeff Tabaka, R										0	0	0	0	0	0	0						
Ricardo Rincon, L										0	0	0	0	0	0	0						
Turner Ward, S OBP: 0.433, SLG: 0.435		1B BB		G6-4-3 BB						1	0	0	0	0	0	0						
Kevin Polcovich, R OBP: 0.182, SLG: 0.227		BB 1B		G6-4-3		G4-3			G3 1B 1B	4	0	2	1	0	0	4						
Jason Schmidt, R										1	0	0	0	1	0	0						
Doug Strange, S OBP: 0.370, SLG: 0.423		BB		G6-3					G3 1B	2	0	2	0	0	0	0						
Inning Stats	R: 0 E: 0 K: 1 S: 7	H: 0 LOB: 0 BB: 0 P: 12	R: 1 E: 0 K: 0 S: 8	H: 1 LOB: 3 BB: 3 P: 26	R: 2 E: 0 K: 0 S: 13	H: 4 LOB: 2 BB: 1 P: 25	R: 2 E: 0 K: 0 S: 8	H: 2 LOB: 0 BB: 0 P: 11	R: 0 E: 0 K: 1 S: 13	H: 1 LOB: 1 BB: 0 P: 20	R: 0 E: 0 K: 1 S: 6	H: 1 LOB: 1 BB: 0 P: 8	R: 0 E: 0 K: 0 S: 6	H: 0 LOB: 0 BB: 0 P: 9	R: 0 E: 0 K: 0 S: 11	H: 2 LOB: 2 BB: 0 P: 17	R: 0 E: 0 K: 1 S: 8	H: 0 LOB: 0 BB: 0 P: 13	1B: 8 2B: 1 3B: 1 HR: 1	SF: 0 SAC: 0 DP: 1 HBP: 0	WP: 0 PB: 0 SB: 2 CS: 0	PA: 41
PITCHER	IP WLS BF H R ER SO BB IBB HBP BLK WP HR S P ERA WHIP																					
Joey Hamilton, R ERA: 5.55	(1, 1) 4.0 22 7 5 5 1 4 0 0 0 0 0 0 25 37 0.00 0.667																					
Brian Boehringer, R ERA: 7.45	(5, 1) 3.0 W 11 2 0 0 3 0 0 0 0 0 0 0 9 13 0.00 3.000																					
Dan Miceli, R ERA: 2.45	(8, 1) 0.2 4 2 0 0 0 0 0 0 0 0 0 0 9 13 0.00 3.000																					
Sterling Hitchcock, L ERA: 10.38	(8, 1) 0.1 1 0 0 0 0 0 0 0 0 0 0 0 2 4 0.00 0.000																					
Trevor Hoffman, R ERA: 3.0	(9, 1) 1.0 S 3 0 0 0 1 0 0 0 0 0 0 0 8 13 0.00 0.000																					




Batter	1	2	3	4	5	6	7	8	9	10	AB	R	H	RBI	BB	SO	LOB	TOP						
Quilvio Veras, S OBP: 0.405, SLG: 0.355 (1.4)	G1-6-3 1B		G6-3			G6-3 BB			G6-3	E5	5	0	2	0	1	0	2	San Diego Padres @ Pittsburgh Pirates Three Rivers Stadium, Pittsburgh, PA Sat. Apr 18 1998, 3:33 AM EDT Att: 14,728 - Overcast - 55 F						
Steve Finley, L OBP: 0.253, SLG: 0.380 (1.8)	F7			P9	K		F8		K	F8	6	0	0	0	0	2	7							
Tony Gwynn, L OBP: 0.329, SLG: 0.422 (1.9)	G1-6-3				G6-3		P5		E1		5	1	1	0	0	0	4							
Ken Caminiti, S OBP: 0.318, SLG: 0.627 (1.5)						G6-3			F7	P3	5	0	2	0	0	0	1							
Wally Joyner, L OBP: 0.433, SLG: 0.635 (1.3)		FC5-4 1B									5	2	3	2	0	0	1							
Greg Vaughn, R OBP: 0.371, SLG: 0.577 (1.7)											5	1	1	0	0	1	4							
Carlos Hernandez, R OBP: 0.333, SLG: 0.429 (10. PR)											4	1	2	2	1	0	2							
Trevor Hoffman, R (10. 1)											0	1	0	0	0	0	0							
Andy Sheets, R OBP: 0.500, SLG: 0.929 (10. PH)											4	1	3	1	0	1	1							
Greg Myers, L OBP: 0.367, SLG: 0.407 (10. 2)											1	0	0	0	0	1	2							
Andy Ashby, R OBP: 0.222, SLG: 0.222 (7. PH)											2	0	1	0	0	0	1							
James Moulton, R OBP: 0.250, SLG: 0.375 (7. 1)											1	0	0	0	0	0	0							
Carlos Reyes, S (7. 1)											0	0	0	0	0	0	0							
Mark Sweeney, L OBP: 0.350, SLG: 0.507 (8. PH)											1	0	0	0	0	0	1							
Sterling Hitchcock, L (8. 1)											0	0	0	0	0	0	0							
Dan Miceli, R (8. 1)											0	0	0	0	0	0	0							
Chris Gomez, R OBP: 0.328, SLG: 0.360 (10. 9)											0	0	0	0	1	0	0							
Inning Stats	R: 0 E: 0 K: 0 S: 3	H: 1 LOB: 0 BB: 0 P: 9	R: 0 E: 0 K: 0 S: 7	H: 1 LOB: 0 BB: 0 P: 9	R: 0 E: 0 K: 1 S: 8	H: 1 LOB: 1 BB: 0 P: 13	R: 1 E: 0 K: 1 S: 10	H: 3 LOB: 2 BB: 0 P: 16	R: 1 E: 0 K: 1 S: 12	H: 2 LOB: 1 BB: 1 P: 21	R: 1 E: 0 K: 0 S: 10	H: 1 LOB: 1 BB: 0 P: 17	R: 0 E: 0 K: 0 S: 8	H: 1 LOB: 1 BB: 0 P: 11	R: 2 E: 0 K: 1 S: 16	H: 3 LOB: 1 BB: 0 P: 27	R: 0 E: 1 K: 1 S: 8	H: 0 LOB: 1 BB: 0 P: 11	R: 2 E: 1 K: 1 S: 16	H: 2 LOB: 3 BB: 1 P: 31	1B: 10 2B: 2 3B: 0 HR: 3	SF: 0 SAC: 0 DP: 3 HBP: 0	WP: 0 PB: 1 SB: 1 CS: 0	PA: 47
PITCHER	IP WLS BF H R ER SO	IP WLS BF H R ER SO	IP WLS BF H R ER SO	IP WLS BF H R ER SO	IP WLS BF H R ER SO	IP WLS BF H R ER SO	IP WLS BF H R ER SO	IP WLS BF H R ER SO	IP WLS BF H R ER SO	IP WLS BF H R ER SO	IP WLS BF H R ER SO	IP WLS BF H R ER SO	IP WLS BF H R ER SO	IP WLS BF H R ER SO	IP WLS BF H R ER SO	IP WLS BF H R ER SO	IP WLS BF H R ER SO	IP WLS BF H R ER SO	IP WLS BF H R ER SO	IP WLS BF H R ER SO	ERA WHIP	ERA WHIP	ERA WHIP	
Esteban Loaiza, R ERA: 3.31 (1. 1)	4.0	19	8	2	2	2	1	0	0	0	0	0	0	0	0	0	0	1	14	24	4.50	1.000		
Chris Peters, L ERA: 2.81 (5. 1)	2.0	7	1	1	1	2	1	0	0	0	0	0	0	0	0	0	0	0	1	18	6.75	1.500		
Jason Christiansen, L ERA: 1.69 (7. 1)	1.1	6	2	1	1	0	0	0	0	0	0	0	0	0	0	0	0	0	0	12	18	6.75	1.500	
Marc Wilkins, R ERA: 1.29 (8. 1)	0.1	3	2	1	1	0	0	0	0	0	0	0	0	0	0	0	0	0	1	8	13	27.00	6.000	
Ricardo Rincon, L ERA: (8. 1)	1.1	5	0	0	0	2	0	0	0	0	0	0	0	0	0	0	0	0	0	12	18	0.00	0.000	

AB	44
R	7
H	15
RBI	5
BB	3
SO	7
LOB	26



Batter	1	2	3	4	5	6	7	8	9	10	AB	R	H	RBI	BB	SO	LOB	BOTTOM						
Tony Womack, L OBP: 0.235, SLG: 0.213 (1.4)	F7			FC6-4 1-2f							6	0	0	0	0	2	4	San Diego Padres @ Pittsburgh Pirates Three Rivers Stadium, Pittsburgh, PA Sat. Apr 18 1998, 3:33 AM EDT Att: 14,728 - Overcast - 55 F						
Al Martin, L OBP: 0.257, SLG: 0.310 (1. 7)	G3										5	1	2	0	0	0	1							
18 Jason Kendall, R OBP: 0.414, SLG: 0.524 (1. 2)											4	2	3	1	1	0	0							
Kevin Young, R OBP: 0.315, SLG: 0.368 (1. 3)											5	1	1	0	0	0	5							
Turner Ward, S OBP: 0.437, SLG: 0.500 (8. 9)											5	1	3	2	0	0	0							
Jose Guillen, R OBP: 0.333, SLG: 0.542 (1. 9)											4	0	2	0	0	0	0							
Ricardo Rincon, L (8. 1)											0	0	0	0	0	0	0							
Keith Osik, R (9. PH)											1	0	0	0	0	0	1							
Lou Collier, R OBP: 0.217, SLG: 0.341 (9. PR)											0	0	0	0	0	0	0							
Rich Loiselle, R (10. 1)											0	0	0	0	0	0	0							
Doug Strange, S OBP: 0.375, SLG: 0.467 (1. 5)											4	0	2	1	0	0	1							
Kevin Polcovich, R OBP: 0.185, SLG: 0.259 (1. 6)											5	0	1	0	0	1	5							
Esteban Loaiza, R OBP: 0.298, SLG: 0.143 (5. 1)											1	0	0	0	0	0	1							
Chris Peters, L (5. 1)											1	0	0	0	0	0	0							
Mark Smith, R (6. PH)											0	0	0	0	0	0	0							
Jason Christiansen, R (7. 1)											0	0	0	0	0	0	0							
Marc Wilkins, R (8. 1)											0	0	0	0	0	0	0							
Jermaine Allensworth, R OBP: 0.149, SLG: 0.149 (8. 8)											2	0	0	0	0	1	0							
Inning Stats	R: 0 E: 0 K: 0 S: 7	H: 1 LOB: 1 BB: 0 P: 10	R: 0 E: 0 K: 1 S: 10	H: 2 LOB: 3 BB: 1 P: 15	R: 3 E: 1 K: 0 S: 16	H: 3 LOB: 0 BB: 0 P: 23	R: 0 E: 0 K: 0 S: 6	H: 1 LOB: 1 BB: 0 P: 9	R: 1 E: 1 K: 0 S: 8	H: 2 LOB: 2 BB: 0 P: 10	R: 1 E: 0 K: 0 S: 15	H: 2 LOB: 1 BB: 0 P: 25	R: 0 E: 0 K: 0 S: 9	H: 1 LOB: 1 BB: 0 P: 12	R: 0 E: 0 K: 0 S: 14	H: 1 LOB: 2 BB: 1 P: 25	R: 0 E: 0 K: 0 S: 9	H: 1 LOB: 1 BB: 0 P: 13	R: 0 E: 0 K: 1 S: 10	H: 0 LOB: 0 BB: 0 P: 14	1B: 9 2B: 5 3B: 0 HR: 0	SF: 1 SAC: 0 DP: 1 HBP: 0	WP: 0 PB: 0 SB: 1 CS: 0	PA: 46
PITCHER	IP WLS BF H R ER SO	IP WLS BF H R ER SO	IP WLS BF H R ER SO	IP WLS BF H R ER SO	IP WLS BF H R ER SO	IP WLS BF H R ER SO	IP WLS BF H R ER SO	IP WLS BF H R ER SO	IP WLS BF H R ER SO	IP WLS BF H R ER SO	IP WLS BF H R ER SO	IP WLS BF H R ER SO	IP WLS BF H R ER SO	IP WLS BF H R ER SO	IP WLS BF H R ER SO	IP WLS BF H R ER SO	IP WLS BF H R ER SO	IP WLS BF H R ER SO	IP WLS BF H R ER SO	IP WLS BF H R ER SO	ERA WHIP	ERA WHIP	ERA WHIP	
Andy Ashby, R ERA: 2.93 (1. 1)	6.0	31	11	5	3	1	1	0	0	0	0	0	0	0	0	0	0	0	0	9	12	0.00	1.000	
Carlos Reyes, R ERA: (7. 1)	1.0	4	1	0	0	0	0	0	0	0	0	0	0	0	0	0	0	0	0	11	21	0.00	1.500	
Sterling Hitchcock, L ERA: 3.0 (8. 1)	0.2	4	1	0	0	2	0	1	0	0	0	0	0	0	0	0	0	0	0	12	17	0.00	0.750	
Dan Miceli, R ERA: 2.19 (8. 1)	1.1	W	4	1	0	0	0	0	0	0	0	0	0	0	0	0	0	0	0	10	14	0.00	0.000	
Trevor Hoffman, R ERA: 2.27 (10. 1)	1.0	S	3	0	0	0	1	0	0	0	0	0	0	0	0	0	0	0	0	0	0	0.00	0.000	

AB	43
R	5
H	14
RBI	4
BB	2
SO	4
LOB	18



Batter	1	2	3	4	5	6	7	8	9	AB	R	H	RBI	BB	SO	LOB	TOP											
Quilvio Veras, S OBP: 0.405, SLG: 0.338 (1, 4)	4-1 1B BB	2-2 F9		1-0 G4-3		4-0 BB		0-0 FC5-2		3	1	0	0	2	0	5												
Steve Finley, L OBP: 0.250, SLG: 0.360 (1, 8)	2-2 F7	2-1 G4-3			4-1 G3 BB G4-3	3-2 F7		0-0 G4-3		4	1	0	0	1	0	7												
Tony Gwynn, L OBP: 0.347, SLG: 0.426 (1, 9)	2-2 1B		0-2 1B		4-0 G4-3 G3 BB		3-2 P5		2-3 K	4	0	2	0	1	1	0												
Ken Caminiti, S OBP: 0.296, SLG: 0.578 (1, 5)	2-3 K		3-0 F8		1-2 G3		0-1 F9		1-0 F8	5	0	0	0	0	1	5												
Wally Joyner, L OBP: 0.415, SLG: 0.596 (1, 3)	2-2 1B		2-3 K		1-0 G4-3		1-0 F7		1-2 G3-1	5	0	1	2	0	1	2												
Greg Vaughn, R OBP: 0.384, SLG: 0.545 (1, 7)	3-3 K		3-3 K		2-3 3-H L5			4-1 2B BB		3	1	0	0	1	2	4												
Carlos Hernandez, R OBP: 0.307, SLG: 0.478 (1, 2)		2-1 F9 BB 1B		2-0 F8		3-2 BB 1B		2-1 1B FC5-2 2B		4	0	3	0	0	0	0												
Chris Gomez, R OBP: 0.339, SLG: 0.358 (1, 6)		4-2 BB		0-0 P3		0-0 F8		2-1 FC5-2 1B		3	0	1	1	1	0	1												
Kevin Brown, R Ed Giovinetto, L Don Wengert, R Mark Sweeney, L Brian Boehringer, S Sterling Hitchcock, L Andy Sheets, R Carlos Reyes, S (1, 1) (4, PH) (4, 1) (6, PH) (6, 1) (6, 1) (8, PH) (8, 1)	0-3 K		4-2 BB		1-0 L8			0-3 K		1	0	0	0	0	1	2												
Inning Stats	R: 1 E: 0 K: 2 S: 20	H: 2 LOB: 2 BB: 1 P: 35	R: 0 E: 0 K: 1 S: 13	H: 1 LOB: 2 BB: 1 P: 23	R: 0 E: 0 K: 2 S: 10	H: 1 LOB: 1 BB: 0 P: 18	R: 0 E: 0 K: 0 S: 7	H: 0 LOB: 1 BB: 2 P: 14	R: 1 E: 0 K: 0 S: 11	H: 0 LOB: 1 BB: 2 P: 20	R: 0 E: 0 K: 0 S: 8	H: 0 LOB: 0 BB: 0 P: 12	R: 1 E: 0 K: 1 S: 10	H: 2 LOB: 2 BB: 1 P: 18	R: 0 E: 0 K: 1 S: 10	H: 0 LOB: 0 BB: 0 P: 14	1B: 6 2B: 1 3B: 0 HR: 0	SF: 0 SAC: 0 DP: 0 HBP: 0	WP: 0 PB: 0 SB: 0 CS: 0	PA: 41								
PITCHER	IP	WLS	BF	H	R	ER	SO	BB	IBB	HBP	BLK	WP	HR	S	P	ERA	WHIP											
Steve Trachsel, R ERA: 3.38	(1, 1)	5.0	W	24	4	2	2	5	5	0	0	0	0	0	57	110	3.60	1.800										
Marc Pisciotta, R ERA: 1.26	(6, 1)	0.2		4	1	0	0	0	1	0	0	0	0	0	7	15	0.00	3.000										
Terry Mulholland, L ERA: 1.74	(6, 1)	1.1		4	0	0	0	0	0	0	0	0	0	12	19	0.00	0.000											
Terry Adams, R ERA: 3.09	(8, 1)	1.0		6	2	1	1	1	1	0	0	0	0	10	18	9.00	3.000											
Rod Beck, R ERA: 3.0	(9, 1)	1.0	S	3	0	0	0	1	0	0	0	0	0	10	14	0.00	0.000											

San Diego Padres @ Chicago Cubs
Wrigley Field, Chicago, IL
Tue Apr 21 1998, 7:05 PM CDT
Att: 20,363 - Overcast - 49 F

AB 34
R 3
H 7
RBI 3
BB 7
SO 7
LOB 29



Batter	1	2	3	4	5	6	7	8	9	AB	R	H	RBI	BB	SO	LOB	BOTTOM											
Brant Brown, L OBP: 0.442, SLG: 0.641 (1, 8)	1-3 K	0-1 G4-3		4-2 BB BB		1-1 HR		0-3 K		4	1	1	1	1	2	1												
Mickey Morandini, L OBP: 0.302, SLG: 0.403 (1, 4)	0-0 HR		4-0 G3-6-1 BB 1B	2-2 L7		4-2 BB BB		0-0 G4-3		3	2	1	1	2	0	2												
Sammy Sosa, R OBP: 0.389, SLG: 0.461 (1, 9)	1-0 G4-3		4-0 G3-6-1 BB	4-1 BB BB		3-1 F8				2	0	0	0	2	0	1												
Mark Grace, L OBP: 0.447, SLG: 0.391 (1, 3)	4-2 BB		2-2 G3-6-1	4-1 BB BB		4-0 BB		1-2 BB		1	0	0	1	3	0	2												
Henry Rodriguez, L OBP: 0.462, SLG: 0.730 Terry Adams, R Rod Beck, R (1, 7) (8, 1) (9, 1)	3-3 K		1-1 1B	2-3 K		2-2 G4-3				4	0	1	1	0	2	6												
Jeff Blauser, R OBP: 0.425, SLG: 0.381 (1, 6)		1-1 G6-3 WP G3-4 1B	1-2 E5		2-2 G4-6-3 1B		2-2 G6-3			4	1	2	0	0	0	1												
Kevin Orie, R OBP: 0.267, SLG: 0.348 Marc Pisciotta, R Terry Mulholland, R Matt Mieske, R (1, 5) (6, 1) (6, 1) (7, PH) (8, 7)	1-2 G6-3	3-2 G6-3		0-0 G4-6-3		1-2 G3-1				3	0	0	0	0	0	4												
Tyler Houston, L OBP: 0.211, SLG: 0.333 (1, 2)	0-0 G3-4		0-1 G3	2-0 G3		1-3 K				4	0	0	1	0	1	0												
Steve Trachsel, R OBP: 0.667, SLG: 0.750 José Hernández, R (1, 1) (6, 5)	3-2 2B		0-1 BB BB 1B		1-2 G1-3		1-2 G1-3			2	1	2	0	0	0	0												
Inning Stats	R: 1 E: 0 K: 2 S: 10	H: 1 LOB: 1 BB: 1 P: 19	R: 1 E: 0 K: 0 S: 14	H: 2 LOB: 0 BB: 0 P: 19	R: 1 E: 1 K: 0 S: 12	H: 1 LOB: 2 BB: 2 P: 27	R: 1 E: 0 K: 1 S: 17	H: 1 LOB: 3 BB: 3 P: 33	R: 0 E: 0 K: 0 S: 5	H: 1 LOB: 0 BB: 0 P: 9	R: 1 E: 0 K: 0 S: 13	H: 1 LOB: 2 BB: 2 P: 28	R: 0 E: 0 K: 1 S: 10	H: 0 LOB: 0 BB: 0 P: 14	R: 0 E: 0 K: 1 S: 8	H: 0 LOB: 0 BB: 0 P: 9	1B: 4 2B: 1 3B: 0 HR: 2	SF: 0 SAC: 0 DP: 2 HBP: 0	WP: 1 PB: 0 SB: 0 CS: 0	PA: 38								
PITCHER	IP	WLS	BF	H	R	ER	SO	BB	IBB	HBP	BLK	WP	HR	S	P	ERA	WHIP											
Kevin Brown, R ERA: 2.23	(1, 1)	3.0	L	16	4	3	3	2	3	0	0	0	0	1	36	65	9.00	2.333										
Don Wengert, R ERA: 8.1	(4, 1)	2.0		10	2	1	1	1	3	0	0	0	0	22	42	4.50	2.500											
Brian Boehringer, R ERA: 7.84	(6, 1)	0.2		5	1	1	1	1	2	0	0	0	0	1	10	23	13.50	4.500										
Sterling Hitchcock, L ERA: 7.11	(6, 1)	1.1		4	0	0	0	1	0	0	0	0	0	13	19	0.00	0.000											
Carlos Reyes, R ERA:	(8, 1)	1.0		3	0	0	0	1	0	0	0	0	0	8	9	0.00	0.000											

San Diego Padres @ Chicago Cubs
Wrigley Field, Chicago, IL
Tue Apr 21 1998, 7:05 PM CDT
Att: 20,363 - Overcast - 49 F

AB 30
R 5
H 7
RBI 5
BB 8
SO 5
LOB 17



Batter	1	2	3	4	5	6	7	8	9	10	11	12	13	14	AB	R	H	RBI	BB	SO	LOB	TOP								
Quilvo Veras, S OBP: 0.400, SLG: 0.319															4	1	0	0	2	2	0									
Steve Finley, L OBP: 0.244, SLG: 0.346															6	1	1	0	0	1	1									
Tony Gwynn, L OBP: 0.363, SLG: 0.438															5	1	3	0	0	0	0									
James Mouton, R OBP: 0.222, SLG: 0.353															1	0	0	0	0	0	2									
Ken Caminiti, S OBP: 0.290, SLG: 0.557															6	0	2	2	0	1	2									
Wally Joyner, L OBP: 0.423, SLG: 0.574															4	0	1	1	2	0	1									
Greg Vaughn, R OBP: 0.347, SLG: 0.508															6	0	1	0	0	1	6									
Greg Myers, L OBP: 0.343, SLG: 0.375															5	0	1	0	0	1	1									
Ed Giovannola, L OBP: 0.300, SLG: 0.526															5	0	0	0	0	2	1									
Arch Cianfranco, R OBP: 0.300, SLG: 0.526															3	0	0	0	0	1	0									
Carlos Reyes, S															1	0	0	0	0	0	3									
Andy Sheets, R OBP: 0.364, SLG: 0.650															5	0	0	0	0	2	1									
Joey Hamilton, R OBP: 0.350, SLG: 0.512															3	0	0	0	0	1	0									
Stirling Hitchcock, L OBP: 0.300, SLG: 0.526															0	0	0	0	0	0	0									
Dan Miceli, R OBP: 0.300, SLG: 0.526															0	0	0	0	0	0	0									
Mark Sweezy, L OBP: 0.300, SLG: 0.526															0	0	0	0	0	0	0									
Trevor Hoffman, R OBP: 0.300, SLG: 0.526															0	0	0	0	0	0	0									
Carlos Hernandez, R OBP: 0.300, SLG: 0.526															1	0	0	0	0	0	1									
Inning Stats	R: 2 E: 0 K: 0 S: 14	H: 3 LOB: 1 BB: 1 P: 23	R: 0 E: 0 K: 0 S: 8	H: 0 LOB: 0 BB: 0 P: 13	R: 0 E: 0 K: 1 S: 9	H: 0 LOB: 0 BB: 0 P: 11	R: 0 E: 0 K: 1 S: 9	H: 0 LOB: 0 BB: 0 P: 13	R: 0 E: 0 K: 1 S: 7	H: 0 LOB: 0 BB: 0 P: 12	R: 0 E: 0 K: 2 S: 12	H: 1 LOB: 1 BB: 0 P: 10	R: 0 E: 0 K: 2 S: 8	H: 0 LOB: 0 BB: 0 P: 10	R: 0 E: 0 K: 2 S: 10	H: 0 LOB: 0 BB: 0 P: 16	R: 0 E: 0 K: 0 S: 14	H: 1 LOB: 2 BB: 1 P: 22	R: 0 E: 0 K: 2 S: 9	H: 1 LOB: 1 BB: 0 P: 15	R: 1 E: 0 K: 0 S: 16	H: 2 LOB: 3 BB: 2 P: 35	1B: 9 2B: 0 3B: 0 HR: 0	SF: 0 SAC: 0 DP: 2 HBP: 0	WP: 0 PB: 0 SB: 0 CS: 1	PA: 52				
PITCHER	IP 7.0	WLS 25	H 4	R 2	ER 2	SO 5	BB 1	IBB 0	HBP 0	BLK 0	WP 0	HR 0	S 66	P 99	ERA 2.57	WHIP 0.714														
Kevin Tapani, R ERA: 4.97																														
Marc Pischotta, R ERA: 1.17																														
Terry Mulholland, L ERA: 1.59																														
Rod Beck, R ERA: 2.17																														
Terry Adams, R ERA: 2.45																														
PITCHER	IP 0.1	WLS L	BF 4	H 2	R 0	ER 0	SO 0	BB 1	IBB 0	HBP 0	BLK 0	WP 0	HR 0	S 8	P 17	ERA 27.00	WHIP 9.000													
Amaury Telemaco, R ERA: 3.18																														
Ben Van Ryn, L ERA:																														

San Diego Padres @ Chicago Cubs
Wrigley Field, Chicago, IL
Wed Apr 22 1998, 3:33 AM CDT
Att: 15,852 - Overcast - 62 F

AB: 48
R: 3
H: 9
RBI: 3
BB: 4
SO: 11
LOB: 18

Batter	1	2	3	4	5	6	7	8	9	10	11	12	13	14	AB	R	H	RBI	BB	SO	LOB	BOTTOM										
Lance Johnson, L OBP: 0.194, SLG: 0.242															5	1	1	0	1	0	3											
Mickey Morandini, L OBP: 0.410, SLG: 0.414															3	1	2	0	1	0	0											
Terry Adams, R															0	0	0	0	0	0	0											
Matt Mieske, R OBP: 0.290, SLG: 0.100															6	0	3	1	0	1	3											
Sammy Sosa, R OBP: 0.378, SLG: 0.476															5	0	0	1	0	0	3											
Mark Grace, L OBP: 0.418, SLG: 0.365															5	0	0	1	0	0	3											
Henry Rodriguez, L OBP: 0.440, SLG: 0.676															5	0	0	0	1	2	2											
Amaury Telemaco, R OBP: 0.250, SLG: 0.250															0	0	0	0	0	0	0											
Ben Van Ryn, L															0	0	0	0	0	0	0											
Jeff Blauser, R OBP: 0.395, SLG: 0.348															6	0	0	0	0	1	1											
Kevin Orie, R OBP: 0.259, SLG: 0.324															5	0	0	0	1	1	1											
Scott Servais, R OBP: 0.311, SLG: 0.288															4	0	2	0	1	1	1											
José Hernández, R OBP: 0.143, SLG: 0.148															1	0	0	0	0	1	0											
Sandy Martínez, L OBP: 0.260, SLG: 0.833															1	0	0	0	0	1	0											
Kevin Tapani, R ERA: 4.98															1	0	0	0	1	0	1											
Stirling Hitchcock, L ERA: 6.14															0	0	0	0	0	0	2											
Dan Miceli, R ERA: 1.59															0	0	0	0	0	0	0											
Trevor Hoffman, R ERA: 2.17															0	0	0	0	0	0	0											
Carlos Hernandez, R OBP: 0.300, SLG: 0.526															1	0	1	0	0	0	0											
Inning Stats	R: 0 E: 0 K: 0 S: 6	H: 1 LOB: 1 BB: 1 P: 13	R: 0 E: 0 K: 0 S: 11	H: 0 LOB: 1 BB: 1 P: 22	R: 0 E: 0 K: 0 S: 4	H: 0 LOB: 0 BB: 1 P: 9	R: 0 E: 0 K: 0 S: 4	H: 0 LOB: 0 BB: 0 P: 9	R: 0 E: 0 K: 0 S: 8	H: 1 LOB: 1 BB: 0 P: 12	R: 1 E: 0 K: 0 S: 7	H: 2 LOB: 2 BB: 1 P: 11	R: 0 E: 0 K: 0 S: 13	H: 1 LOB: 2 BB: 1 P: 24	R: 1 E: 0 K: 1 S: 9	H: 1 LOB: 1 BB: 1 P: 18	R: 0 E: 0 K: 2 S: 8	H: 0 LOB: 0 BB: 0 P: 14	R: 0 E: 0 K: 1 S: 11	H: 1 LOB: 1 BB: 0 P: 20	R: 0 E: 0 K: 1 S: 9	H: 0 LOB: 0 BB: 0 P: 16	R: 0 E: 0 K: 0 S: 9	H: 1 LOB: 2 BB: 1 P: 15	R: 0 E: 0 K: 0 S: 8	H: 1 LOB: 1 BB: 0 P: 15	R: 0 E: 0 K: 2 S: 7	H: 0 LOB: 0 BB: 0 P: 10	1B: 8 2B: 2 3B: 0 HR: 0	SF: 1 SAC: 1 DP: 4 HBP: 0	WP: 0 PB: 0 SB: 0 CS: 0	PA: 53
PITCHER	IP 7.0	WLS 26	H 5	R 2	ER 2	SO 0	BB 5	IBB 0	HBP 0	BLK 0	WP 0	HR 0	S 56	P 105	ERA 2.57	WHIP 1.429																
Joey Hamilton, R ERA: 4.98																																
Stirling Hitchcock, L ERA: 6.14																																
Dan Miceli, R ERA: 1.59																																
Trevor Hoffman, R ERA: 2.17																																
Brian Boehringer, R ERA: 7.15																																
PITCHER	IP 1.0	WLS S	BF 3	H 0	R 0	ER 0	SO 2	BB 0	IBB 0	HBP 0	BLK 0	WP 0	HR 0	S 7	P 10	ERA 0.00	WHIP 0.000															
Carlos Reyes, R ERA:																																

San Diego Padres @ Chicago Cubs
Wrigley Field, Chicago, IL
Wed Apr 22 1998, 3:33 AM CDT
Att: 15,852 - Overcast - 62 F

AB: 45
R: 2
H: 9
RBI: 2
BB: 6
SO: 7
LOB: 17

Batter	1	2	3	4	5	6	7	8	9	AB	R	H	RBI	BB	SO	LOB	TOP										
Quilvio Veras, S OBP: 0.400, SLG: 0.338	L8		F8 2B		L8		1B BB		G4-3	5	1	2	0	0	0	1											
Steve Finley, L OBP: 0.242, SLG: 0.337	G4-3		P2		F8		1B BB HBP		P4	5	0	1	1	0	0	2											
Tony Gwynn, L OBP: 0.357, SLG: 0.421 James Mouton, R OBP: 0.263, SLG: 0.389	G6-3		F8		L3		1B BB HBP		1B	3	0	0	0	0	0	1											
Ken Caminiti, S OBP: 0.317, SLG: 0.595		HR	G4-3		FC3-6 1B		FC5-4 BB		F8	4	1	2	2	1	0	2											
Wally Joyner, L OBP: 0.425, SLG: 0.571 Archi Cianfrocco, R OBP: 0.273, SLG: 0.476		2B 1B			F7		FC3-6 S 1-2		FC5-4	2	1	1	0	0	0	0											
Greg Vaughn, R OBP: 0.355, SLG: 0.500	P4		L4-3 1B		L4-3 1B		BB		G6-3	3	0	1	0	1	0	1											
Carlos Hernandez, R OBP: 0.333, SLG: 0.431	F9		L4-3 1-2		L4-3		K		P3	4	0	0	0	0	1	4											
Chris Gomez, R OBP: 0.348, SLG: 0.404	1-H 2B		L8 2B		L8		G6-3		K	4	0	2	1	0	1	0											
Andy Ashby, R OBP: 0.167, SLG: 0.167 Mark Sweeney, L OBP: 0.200, SLG: 0.278 Dan Miceli, R OBP: 0.172, SLG: 0.179 Trevor Hoffman, R OBP: 0.172, SLG: 0.179	F7		L7		L7		F8		HR	3	0	0	0	0	0	2											
Inning Stats	R: 0 E: 0 K: 0 S: 6	H: 0 LOB: 0 BB: 0 P: 10	R: 2 E: 0 K: 0 S: 10	H: 3 LOB: 1 BB: 0 P: 17	R: 0 E: 0 K: 0 S: 8	H: 1 LOB: 1 BB: 0 P: 16	R: 0 E: 0 K: 0 S: 6	H: 1 LOB: 0 BB: 0 P: 10	R: 0 E: 0 K: 0 S: 9	H: 1 LOB: 2 BB: 1 P: 22	R: 1 E: 0 K: 0 S: 10	H: 2 LOB: 3 BB: 1 P: 20	R: 0 E: 0 K: 1 S: 5	H: 0 LOB: 0 BB: 0 P: 9	R: 1 E: 0 K: 0 S: 9	H: 2 LOB: 1 BB: 0 P: 13	1B: 6 2B: 4 3B: 0 HR: 2	SF: 0 SAC: 0 DP: 1 HBP: 1	WP: 0 PB: 0 SB: 1 CS: 0	PA: 40							
PITCHER	IP	WLS	BF	H	R	ER	SO	BB	IBB	HBP	BLK	WP	HR	S	P	ERA	WHIP										
Mark Clark, R ERA: 4.31 Amaury Telemaco, R ERA: 3.32	7.0	L	32	9	3	3	1	2	0	1	0	0	1	60	108	3.86	1.571										
PITCHER	IP	WLS	BF	H	R	ER	SO	BB	IBB	HBP	BLK	WP	HR	S	P	ERA	WHIP										

San Diego Padres @ Chicago Cubs
Wrigley Field, Chicago, IL
Thu Apr 23 1998, 3:33 AM CDT
Att: 20,276 - Sunny - 66 F

AB	37
R	4
H	11
RBI	4
BB	2
SO	2
LOB	17



Batter	1	2	3	4	5	6	7	8	9	AB	R	H	RBI	BB	SO	LOB	BOTTOM										
Brant Brown, L OBP: 0.417, SLG: 0.591	F7		F8		F8		F8		1B	4	0	1	0	0	0	1											
Mickey Morandini, L OBP: 0.414, SLG: 0.411	G4-3		G5-4-3 1B		G5-4-3 1B		1B BB		G4-3	3	0	1	0	1	0	2											
Sammy Sosa, R OBP: 0.394, SLG: 0.523	CS 1B		G5-4-3		G5-4-3		1B		HR	4	1	3	1	0	0	1											
Mark Grace, L OBP: 0.411, SLG: 0.359	CS 1-2	G4-3		G3		F7		FC3-6 1B	4	0	1	0	0	0	2												
Henry Rodriguez, L OBP: 0.420, SLG: 0.639		K		G6-3		L7		FC3-6 1-2	4	0	0	0	0	1	3												
Jeff Blauser, R OBP: 0.382, SLG: 0.333 Amaury Telemaco, R OBP: 0.250, SLG: 0.250 Lance Johnson, L OBP: 0.189, SLG: 0.235		K		F9		K		L9	3	0	0	0	0	0	2												
Kevin Orie, R OBP: 0.271, SLG: 0.333			G6-4-3 1B		SH1-4 1B		P9		K	4	0	2	0	0	1	1											
Scott Servais, R OBP: 0.297, SLG: 0.273			G6-4-3 1-2		P3		G6-3		G6-3	3	0	0	0	0	2												
Mark Clark, R OBP: 0.125, SLG: 0.125 José Hernández, R OBP: 0.172, SLG: 0.179			K		SH1-4 1-2		1B		1B	1	0	0	0	0	1	0											
Inning Stats	R: 0 E: 0 K: 0 S: 7	H: 1 LOB: 0 BB: 0 P: 14	R: 0 E: 0 K: 2 S: 11	H: 0 LOB: 0 BB: 0 P: 17	R: 0 E: 0 K: 1 S: 6	H: 1 LOB: 0 BB: 0 P: 8	R: 0 E: 0 K: 0 S: 7	H: 1 LOB: 0 BB: 0 P: 10	R: 0 E: 0 K: 0 S: 6	H: 1 LOB: 1 BB: 0 P: 7	R: 0 E: 0 K: 1 S: 11	H: 1 LOB: 2 BB: 1 P: 19	R: 0 E: 0 K: 0 S: 13	H: 2 LOB: 2 BB: 0 P: 18	R: 1 E: 0 K: 1 S: 13	H: 2 LOB: 1 BB: 0 P: 17	1B: 8 2B: 0 3B: 0 HR: 1	SF: 0 SAC: 1 DP: 2 HBP: 0	WP: 0 PB: 0 SB: 0 CS: 1	PA: 35							
PITCHER	IP	WLS	BF	H	R	ER	SO	BB	IBB	HBP	BLK	WP	HR	S	P	ERA	WHIP										
Andy Ashby, R ERA: 2.27 Dan Miceli, R ERA: 2.51 Trevor Hoffman, R ERA: 1.8	8.0	W	29	7	0	0	4	1	0	0	0	0	1	4	6	0.00	1.000										
PITCHER	IP	WLS	BF	H	R	ER	SO	BB	IBB	HBP	BLK	WP	HR	S	P	ERA	WHIP										

San Diego Padres @ Chicago Cubs
Wrigley Field, Chicago, IL
Thu Apr 23 1998, 3:33 AM CDT
Att: 20,276 - Sunny - 66 F

AB	32
R	1
H	9
RBI	1
BB	1
SO	5
LOB	15



Batter	1	2	3	4	5	6	7	8	9	AB	R	H	RBI	BB	SO	LOB	TOP											
Brant Brown, L OBP: 0.386, SLG: 0.558 (1, 8)	G4-3		SF7 3B		G1-3			E6 BB		4	1	1	0	0	0	0	Chicago Cubs @ San Diego Padres Qualcomm Stadium, San Diego, CA Tue Apr 28 1998, 10:05 PM EDT Att: 21,024 - Unknown - 71 F livebaseballscorecards.com											
Mickey Morandini, L OBP: 0.363, SLG: 0.385 (1, 4)	G4-3		SF7		E6 FC5-4			P5		3	0	0	1	0	0	1												
Sammy Sosa, R OBP: 0.404, SLG: 0.563 (1, 9)	S 1B		WP G4-3 1B		FC5-4 CS 1-2			G4-6-3 BB		3	2	2	0	1	0	1												
Mark Grace, L OBP: 0.414, SLG: 0.381 (1, 3)	1B 1-H		G4-3 WP 1B		CS 1-2			G4-6-3		4	0	2	1	0	0	2												
Henry Rodriguez, L OBP: 0.385, SLG: 0.563 (1, 7)	FC4-6 1-3 1B		G4-3		F7			F7		4	0	1	1	0	0	1												
Jeff Blausar, R OBP: 0.355, SLG: 0.310 (6, 1)	FC4-6		G1-3		L5			F7		3	0	0	0	0	0	3												
Marc Pisciotto, R OBP: 0.500, SLG: 0.500 (7, 1)										0	0	0	0	0	0	0												
Terry Mulholland, R OBP: 0.274, SLG: 0.250 (9, PH)	1-2									0	0	0	0	0	0	0												
Scott Servais, R OBP: 0.274, SLG: 0.250 (9, PH)	1-2									1	0	0	0	0	0	0												
Tyler Houston, L OBP: 0.226, SLG: 0.300 (9, PH)			F7		F7			G6-4-3 1B		3	0	1	0	0	0	0												
Manny Alexander, R OBP: 0.385, SLG: 0.520 (9, PH)										1	0	1	0	0	0	0												
Kevin Orle, R OBP: 0.243, SLG: 0.284 (1, 5)			K		F8			F8		4	0	0	0	0	1	2												
Mark Clark, R OBP: 0.100, SLG: 0.100 (6, 1)			K		P4			G6-4-3		2	0	0	0	0	1	0												
Bob Patterson, R OBP: 0.194, SLG: 0.314 (6, 6)										0	0	0	0	0	0	0												
José Hernández, R OBP: 0.194, SLG: 0.314 (6, 6)										1	0	0	0	0	0	1												
Inning Stats	R: 1 E: 0 K: 0 S: 13	H: 3 LOB: 2 BB: 0 P: 21	R: 0 E: 0 K: 2 S: 8	H: 0 LOB: 1 BB: 0 P: 11	R: 2 E: 0 K: 0 S: 9	H: 3 LOB: 1 BB: 0 P: 14	R: 0 E: 0 K: 0 S: 7	H: 0 LOB: 0 BB: 0 P: 9	R: 0 E: 1 K: 0 S: 7	H: 0 LOB: 0 BB: 0 P: 10	R: 0 E: 0 K: 0 S: 7	H: 1 LOB: 0 BB: 0 P: 11	R: 0 E: 1 K: 0 S: 6	H: 0 LOB: 1 BB: 1 P: 8	R: 0 E: 1 K: 0 S: 8	H: 0 LOB: 1 BB: 1 P: 14	R: 0 E: 0 K: 0 S: 7	H: 1 LOB: 1 BB: 0 P: 11	1B: 7 2B: 0 3B: 1 HR: 0	SF: 1 SAC: 0 DP: 2 HBP: 0	WP: 1 PB: 0 SB: 1 CS: 1	PA: 36						
PITCHER	IP	WLS	BF	H	R	ER	SO	BB	IBB	HBP	BLK	WP	HR	S	P	ERA	WHIP											
Andy Ashby, R ERA: 2.53	(1, 1)	7.0	W	27	7	3	3	2	0	0	0	0	1	0	57	84	3.86	1.000										
Sterling Hitchcock, L ERA: 5.84	(8, 1)	2.0	S	8	1	0	0	0	1	0	0	0	0	0	15	25	0.00	1.000										

Batter	1	2	3	4	5	6	7	8	9	AB	R	H	RBI	BB	SO	LOB	BOTTOM											
QuiVivo Veras, S OBP: 0.432, SLG: 0.380 (1, 4)	BB 1B 1B	S 1B		G6-3		G6-3		G4-6-3 BB		4	2	2	0	1	0	0	Chicago Cubs @ San Diego Padres Qualcomm Stadium, San Diego, CA Tue Apr 28 1998, 10:05 PM EDT Att: 21,024 - Unknown - 71 F livebaseballscorecards.com											
Steve Finley, L OBP: 0.287, SLG: 0.387 (1, 8)	F9	1B BB			1B SF8 BB	F8		G4-6-3		3	1	0	0	2	0	4												
Tony Gwynn, L OBP: 0.398, SLG: 0.483 (1, 9)	1B BB 1B	1B			1B 2B 1B	1B		HR		5	3	5	2	0	0	0												
Ken Caminiti, S OBP: 0.311, SLG: 0.511 (1, 5)	1B BB	F7			SF8	1B		K		2	0	0	1	2	1	2												
Greg Vaughn, R OBP: 0.316, SLG: 0.453 (1, 7)	1B			F3	P4	G6-3		F8		5	0	1	1	0	0	3												
Mark Sweeney, L OBP: 0.278, SLG: 0.303 (8, 3)	G6-4-3 1B			F8	2B 1B			L4		4	0	2	1	0	0	0												
Carlos Hernandez, R OBP: 0.313, SLG: 0.406 (1, 2)	G6-4-3			K	2B					4	1	2	1	0	1	3												
Andy Sheets, R OBP: 0.333, SLG: 0.519 (1, 6)		G4-3		K				WP 1B E 1B		3	0	1	0	1	1	0												
Andy Ashby, R ERA: 4.95	(1, 1)							E S 1B		3	0	0	0	0	0	3												
Ed Giovannola, L ERA: 1.53	(7, PH)			P4	G5-3	G4-3		FC4 BB		1	0	0	0	0	0	1												
Sterling Hitchcock, L ERA: 1.8	(8, 1)							1-3 2-H		0	0	0	0	0	0	0												
Inning Stats	R: 2 E: 0 K: 0 S: 16	H: 4 LOB: 2 BB: 1 P: 26	R: 1 E: 0 K: 0 S: 10	H: 2 LOB: 2 BB: 1 P: 21	R: 0 E: 0 K: 1 S: 6	H: 0 LOB: 0 BB: 0 P: 9	R: 0 E: 0 K: 1 S: 8	H: 0 LOB: 0 BB: 0 P: 10	R: 2 E: 0 K: 0 S: 9	H: 3 LOB: 3 BB: 2 P: 22	R: 0 E: 0 K: 0 S: 7	H: 1 LOB: 2 BB: 1 P: 13	R: 1 E: 1 K: 0 S: 11	H: 2 LOB: 2 BB: 1 P: 21	R: 1 E: 0 K: 1 S: 8	H: 1 LOB: 0 BB: 0 P: 11	1B: 11 2B: 1 3B: 0 HR: 1	SF: 1 SAC: 0 DP: 2 HBP: 0	WP: 1 PB: 0 SB: 2 CS: 0	PA: 42								
PITCHER	IP	WLS	BF	H	R	ER	SO	BB	IBB	HBP	BLK	WP	HR	S	P	ERA	WHIP											
Mark Clark, R ERA: 4.95	(1, 1)	5.0	L	27	9	5	5	2	3	1	0	0	0	0	49	88	9.00	2.400										
Bob Patterson, L ERA: 7.71	(6, 1)	0.2		3	1	0	0	0	0	0	0	0	0	5	7	0.00	1.500											
Marc Pisciotto, R ERA: 1.53	(6, 1)	0.2		7	2	1	0	0	2	0	0	0	1	0	12	26	0.00	6.000										
Terry Mulholland, L ERA: 1.8	(7, 1)	1.2		5	1	1	1	1	0	0	0	0	0	1	9	12	5.40	0.600										

Chicago Cubs @ San Diego Padres
 Qualcomm Stadium, San Diego, CA
 Tue Apr 28 1998, 10:05 PM EDT
 Att: 21,024 - Unknown - 71 F

AB 33
 R 3
 H 8
 RBI 3
 BB 1
 SO 2
 LOB 11



Chicago Cubs @ San Diego Padres
 Qualcomm Stadium, San Diego, CA
 Tue Apr 28 1998, 10:05 PM EDT
 Att: 21,024 - Unknown - 71 F

AB 35
 R 7
 H 13
 RBI 6
 BB 6
 SO 3
 LOB 16



Batter	1	2	3	4	5	6	7	8	9	AB	R	H	RBI	BB	SO	LOB	TOP				
Quilvio Veras, S OBP: 0.431, SLG: 0.375	F7		E5					K		4	0	1	0	1	1	3	San Diego Padres @ Florida Marlins Pro Player Stadium, Miami, FL Thu Apr 30 1998, 7:05 PM EDT Att: 14,562 - Cloudy - 84 F				
Steve Finley, L OBP: 0.255, SLG: 0.369	F8		P4	G4-3				G4-3		5	0	0	0	0	1	8					
Tony Gwynn, L OBP: 0.398, SLG: 0.479	K		E9						F7	5	0	2	0	0	1	0					
Ken Caminiti, S OBP: 0.315, SLG: 0.495 Andy Sheets, R OBP: 0.333, SLG: 0.519		G4-3			F7			K		3	1	0	0	2	1	1					
Wally Joyner, L OBP: 0.410, SLG: 0.544			G6-3			F9				0	0	0	0	0	0	0					
Greg Vaughn, R OBP: 0.320, SLG: 0.473										5	1	1	0	0	0	5					
Greg Myers, L OBP: 0.340, SLG: 0.404										5	0	2	1	0	0	2					
Chris Gomez, R OBP: 0.303, SLG: 0.342										5	2	1	0	0	0	3					
Pete Smith, R OBP: 0.286, SLG: 0.167 Dan Miceli, R OBP: 0.250, SLG: 0.276 Ed Giovanola, L OBP: 0.250, SLG: 0.276 James Mouton, R OBP: 0.250, SLG: 0.276 Sterling Hitchcock, L OBP: 0.250, SLG: 0.276 Trevor Hoffman, R OBP: 0.250, SLG: 0.276										2	0	1	1	1	0	1					
Inning Stats	R: 0 E: 0 K: 1 S: 9	H: 0 LOB: 0 BB: 0 P: 14	R: 2 E: 0 K: 0 S: 11	H: 3 LOB: 1 BB: 0 P: 19	R: 0 E: 2 K: 0 S: 12	H: 1 LOB: 2 BB: 1 P: 18	R: 1 E: 0 K: 0 S: 8	H: 2 LOB: 2 BB: 1 P: 15	R: 0 E: 0 K: 2 S: 12	H: 1 LOB: 1 BB: 1 P: 22	R: 0 E: 0 K: 1 S: 7	H: 0 LOB: 0 BB: 0 P: 11	R: 0 E: 2 K: 1 S: 16	H: 0 LOB: 3 BB: 1 P: 24	R: 1 E: 0 K: 0 S: 7	H: 1 LOB: 1 BB: 1 P: 16		1B: 7 2B: 1 3B: 1 HR: 0	SF: 0 SAC: 0 DP: 1 HBP: 0	WP: 0 PB: 0 SB: 0 CS: 0	PA: 43
PITCHER	IP	WLS	BF	H	R	ER	SO	BB	IBB	HBP	BLK	WP	HR	S	P	ERA	WHIP				
Brian Meadows, R ERA: 2.82	5.2	L	28	8	3	3	2	3	0	0	0	0	0	56	93	4.76	1.941				
Vic Darenbourg, L ERA: 5.4	1.1		4	0	0	0	2	0	0	0	0	0	0	10	17	0.00	0.000				
Rob Stanifer, R ERA: 5.4	0.1		3	0	0	0	0	0	0	0	0	0	0	9	12	0.00	0.000				
Felix Heredia, L ERA: 7.0	1.1		6	0	1	1	1	2	0	0	0	0	0	12	23	6.75	1.500				
Jay Powell, R ERA: 3.86	0.1		2	1	0	0	0	0	0	0	0	0	0	2	5	0.00	3.000				

AB 38
R 4
H 9
RBI 4
BB 5
SO 5
LOB 25



Batter	1	2	3	4	5	6	7	8	9	AB	R	H	RBI	BB	SO	LOB	BOTTOM					
Cliff Floyd, L OBP: 0.390, SLG: 0.542			K							4	1	2	1	0	1	0	San Diego Padres @ Florida Marlins Pro Player Stadium, Miami, FL Thu Apr 30 1998, 7:05 PM EDT Att: 14,562 - Cloudy - 84 F					
Edgar Renteria, R OBP: 0.322, SLG: 0.298			G6-3							3	0	1	0	1	1	1						
Mark Kotsay, L OBP: 0.333, SLG: 0.427										4	0	1	0	0	0	2						
Gary Sheffield, R OBP: 0.394, SLG: 0.472										4	0	0	0	0	2	1						
Bobby Bonilla, S OBP: 0.328, SLG: 0.314										2	0	0	0	2	0	1						
Derek Lee, R OBP: 0.355, SLG: 0.548 Felix Heredia, L OBP: 0.355, SLG: 0.548 Jay Powell, R OBP: 0.355, SLG: 0.548										3	0	0	0	0	2	2						
Charles Johnson, R OBP: 0.307, SLG: 0.462										2	0	0	0	1	0	1						
Craig Counsell, L OBP: 0.446, SLG: 0.456										3	0	0	0	0	1	1						
Brian Meadows, R OBP: 0.154, SLG: 0.083 Vic Darenbourg, L OBP: 0.154, SLG: 0.083 Rob Stanifer, R OBP: 0.154, SLG: 0.083 Jim Eisenreich, L OBP: 0.294, SLG: 0.375										2	0	0	0	0	0	0						
Inning Stats	R: 1 E: 0 K: 1 S: 7	H: 1 LOB: 0 BB: 1 P: 13	R: 0 E: 0 K: 0 S: 9	H: 0 LOB: 1 BB: 1 P: 20	R: 0 E: 0 K: 1 S: 7	H: 0 LOB: 0 BB: 0 P: 13	R: 0 E: 0 K: 1 S: 9	H: 0 LOB: 1 BB: 1 P: 16	R: 0 E: 0 K: 0 S: 4	H: 0 LOB: 0 BB: 0 P: 7	R: 0 E: 0 K: 0 S: 9	H: 1 LOB: 0 BB: 0 P: 12	R: 0 E: 0 K: 2 S: 11	H: 0 LOB: 1 BB: 1 P: 20	R: 0 E: 0 K: 3 S: 20	H: 1 LOB: 0 BB: 0 P: 25		R: 0 E: 0 K: 0 S: 8	H: 1 LOB: 0 BB: 0 P: 14	1B: 3 2B: 1 3B: 0 HR: 1	SF: 0 SAC: 0 DP: 3 HBP: 0	WP: 0 PB: 0 SB: 0 CS: 0
PITCHER	IP	WLS	BF	H	R	ER	SO	BB	IBB	HBP	BLK	WP	HR	S	P	ERA	WHIP					
Pete Smith, R ERA: 2.95	6.1	W	23	2	1	1	4	4	0	0	0	0	0	6	10	0.00	0.000					
Dan Miceli, R ERA: 2.12	0.2		2	0	0	0	1	0	0	0	0	0	0	6	10	0.00	0.000					
Sterling Hitchcock, L ERA: 5.4	0.2		3	1	0	0	2	0	0	0	0	0	0	17	22	0.00	1.500					
Trevor Hoffman, R ERA: 1.35	1.1	S	4	1	0	0	1	0	0	0	0	0	0	11	17	0.00	0.750					

AB 28
R 1
H 4
RBI 1
BB 4
SO 8
LOB 9




Batter	1	2	3	4	5	6	7	8	9	10	11	AB	R	H	RBI	BB	SO	LOB	TOP								
Quilvio Veras, S OBP: 0.418, SLG: 0.363 (1.4)	G3-1			F8	L8			E4	G4-3		1B	6	0	1	0	0	0	1									
Steve Finley, L OBP: 0.269, SLG: 0.362 (1.8)	F8			2B 1B	G4-3			F9		F7	1B	5	1	1	0	1	0	1									
Tony Gwynn, L OBP: 0.413, SLG: 0.495 (1.9)	F9			1B	2B			F7		G4-3	1B	5	1	3	0	1	0	1									
Ken Caminiti, S OBP: 0.319, SLG: 0.479 Andy Sheets, R OBP: 0.323, SLG: 0.500 (10. PR)			F7	1B	1B			G4-6-3		G6-3		3	1	0	0	2	0	2									
Dan Miceli, R (11.1)				1B	BB			1-2r				0	0	0	0	0	0	0									
Wally Joyner, L OBP: 0.410, SLG: 0.575 (1.3)	G6-3			1B	1B			G5-3				5	1	2	3	0	0	2									
Greg Vaughn, R OBP: 0.323, SLG: 0.505 (1.7)	K			1-3 2-H 3-H	1B					HR		4	1	2	1	1	1	2									
Carlos Hernandez, R OBP: 0.319, SLG: 0.406 (1.2)			L1-3	1B	1B			F8		F8		5	0	2	1	0	0	4									
Chris Gomez, R OBP: 0.297, SLG: 0.346 (1.6)			L1-3	1-2	FC6-4			FC1-6				5	0	1	0	0	0	4									
Kevin Brown, R Curtis Lesch, R Mark Swearing, L Mark Swearing, R Greg Myers, L James Morgan, R Troy Matthews, R Ed Giovannetti, L (1.1)	G6-3			G6-3				G4-3		F9		2	0	0	0	0	0	0									
Inning Stats	R: 0 E: 0 K: 0 S: 6	H: 0 LOB: 0 BB: 0 P: 11	R: 0 E: 0 K: 1 S: 6	H: 0 LOB: 0 BB: 0 P: 11	R: 0 E: 0 K: 0 S: 7	H: 1 LOB: 0 BB: 0 P: 10	R: 3 E: 0 K: 0 S: 20	H: 3 LOB: 2 BB: 2 P: 35	R: 0 E: 0 K: 0 S: 8	H: 1 LOB: 0 BB: 0 P: 14	R: 0 E: 0 K: 0 S: 5	H: 1 LOB: 1 BB: 0 P: 10	R: 0 E: 1 K: 0 S: 9	H: 0 LOB: 1 BB: 0 P: 14	R: 2 E: 0 K: 0 S: 16	H: 3 LOB: 1 BB: 0 P: 22	R: 0 E: 0 K: 0 S: 7	H: 1 LOB: 3 BB: 2 P: 18	R: 0 E: 0 K: 0 S: 10	H: 2 LOB: 3 BB: 1 P: 17	1B: 8 2B: 3 3B: 0 HR: 2	SF: 0 SAC: 0 DP: 2 HBP: 0	WP: 0 PB: 0 SB: 0 CS: 0	PA: 49			
PITCHER	IP ERA WLS BF H R ER SO BB IBB HBP BLK WP HR S P ERA WHIP	7.0 6.07 1.0 3 0 0 0 0 2 0 0 0 0 0 5 8 0.00 0.000	2.0 6.03 0.1 4 3 2 2 0 0 0 0 0 2 11 17 54.00 9.000	1.1 5.65 1.1 7 1 0 0 0 1 1 0 0 0 0 11 21 0.00 1.500	1.1 5.52 1.1 7 2 0 0 0 0 1 0 0 0 0 11 19 0.00 1.500																						

San Diego Padres @ Florida Marlins
Pro Player Stadium, Miami, FL
Fri May 01 1998, 7:05 PM EDT
Alt. 19,466 - Overcast - 80 F

livebaseballscorecards.com

AB 44
R 5
H 12
RBI 5
BB 5
SO 1
LOB 22




Batter	1	2	3	4	5	6	7	8	9	10	11	AB	R	H	RBI	BB	SO	LOB	BOTTOM							
Cliff Floyd, L OBP: 0.403, SLG: 0.540 (1.7)	E SF8 1B			E 1B		K			G6-3		1B	4	1	2	0	2	1	1								
Edgar Renteria, R OBP: 0.322, SLG: 0.300 (1.6)	G4-3			E6		1-2		L9		F9		6	1	2	1	0	0	5								
Mark Kotsay, L OBP: 0.327, SLG: 0.410 (1.8)	E6			G4-6-3		1-3		1B				4	1	0	0	1	1	3								
Gary Sheffield, R OBP: 0.386, SLG: 0.462 (1.9)	SF8			1-2r		1B		CS				4	0	1	3	0	1	0								
Bobby Bonilla, S OBP: 0.333, SLG: 0.339 (1.5)	K			G5-3		1-2		CS		F7		4	0	1	3	0	1	0								
Derrek Lee, R OBP: 0.346, SLG: 0.515 (1.3)				G5-3		1-3 2-H 3-H		1B				5	0	2	0	0	3	1								
Charles Johnson, R OBP: 0.312, SLG: 0.444 Gregg Zaun, S OBP: 0.333, SLG: 0.500 (11. PR)			G4-3	G6-3		2B		K				4	1	0	0	1	1	2								
Craig Counsell, L OBP: 0.448, SLG: 0.457 (1.4)				G5		1-2		1B				4	1	2	1	0	1	0								
Livan Hernandez, R OBP: 0.211, SLG: 0.211 Felix Heredia, L OBP: 0.260, SLG: 0.260 John Rocker, R OBP: 0.200, SLG: 0.200 Antonio Alfonseca, R Vic Darenburg, L Jay Powell, R Jim Eisenreich, L OBP: 0.190, SLG: 0.190 (11. PR)				G5-3		1-2		1B		F9		3	0	0	0	2	1	1								
Inning Stats	R: 1 E: 1 K: 1 S: 15	H: 1 LOB: 1 BB: 0 P: 24	R: 0 E: 0 K: 2 S: 8	H: 0 LOB: 0 BB: 0 P: 11	R: 0 E: 1 K: 0 S: 9	H: 1 LOB: 1 BB: 1 P: 12	R: 0 E: 0 K: 0 S: 8	H: 1 LOB: 1 BB: 0 P: 10	R: 3 E: 0 K: 2 S: 19	H: 3 LOB: 3 BB: 3 P: 31	R: 0 E: 0 K: 1 S: 12	H: 1 LOB: 1 BB: 0 P: 19	R: 0 E: 0 K: 1 S: 8	H: 0 LOB: 0 BB: 0 P: 15	R: 0 E: 0 K: 2 S: 7	H: 0 LOB: 0 BB: 2 P: 10	R: 0 E: 0 K: 0 S: 11	H: 0 LOB: 0 BB: 0 P: 15	R: 1 E: 0 K: 0 S: 7	H: 1 LOB: 2 BB: 2 P: 20	1B: 8 2B: 1 3B: 0 HR: 0	SF: 1 SAC: 1 DP: 1 HBP: 0	WP: 0 PB: 0 SB: 0 CS: 2	PA: 48		
PITCHER	IP ERA WLS BF H R ER SO BB IBB HBP BLK WP HR S P ERA WHIP	5.2 2.93 0.1 1 0 0 0 0 4 0 0 0 0 0 7 3 6.35 1.941	0.1 0.64 2.0 7 1 0 0 2 0 0 0 0 0 0 20 34 0.00 0.000	2.0 6.07 2.0 6 0 0 0 3 0 0 0 0 0 18 25 0.00 0.500	0.2 5.55 0.2 5 1 1 1 0 1 1 0 0 0 0 7 20 13.50 3.000																					

San Diego Padres @ Florida Marlins
Pro Player Stadium, Miami, FL
Fri May 01 1998, 7:05 PM EDT
Alt. 19,466 - Overcast - 80 F

livebaseballscorecards.com

AB 39
R 6
H 9
RBI 5
BB 6
SO 12
LOB 18



Batter	1	2	3	4	5	6	7	8	9	AB	R	H	RBI	BB	SO	LOB	TOP					
Quilvio Veras, S OBP: 0.424, SLG: 0.364 (1, 4)	F8		F8				L1		K	5	0	1	0	0	1	1	San Diego Padres @ Florida Marlins Pro Player Stadium, Miami, FL Sun May 03 1998, 3:33 AM EDT Att: 18,644 - Sunny - 86 F					
James Mouton, R OBP: 0.237, SLG: 0.257 (1, 9)	B1-3		E6				F8			4	0	1	0	0	0	1						
Steve Finley, L OBP: 0.265, SLG: 0.355 (1, 8)	G3						P2			3	0	0	0	1	0	1						
Greg Vaughn, R OBP: 0.336, SLG: 0.490 (1, 7)		WP	L7							3	0	1	0	1	1	4						
Carlos Hernandez, R OBP: 0.316, SLG: 0.397 (1, 2)	G3-1									4	0	1	0	0	0	2						
Archi Cianfrocco, R OBP: 0.189, SLG: 0.286 (8, PH) Wally Joyner, L OBP: 0.416, SLG: 0.570 (8, 3)	K						L7			2	0	0	0	1	1	2						
Andy Sheets, R OBP: 0.256, SLG: 0.278 (8, PH) Dan Miceli, R (8, 1)	K									1	0	0	0	0	0	1						
Chris Gomez, R OBP: 0.313, SLG: 0.364 (1, 6)										3	0	1	0	1	1	2						
Andy Ashby, R OBP: 0.111, SLG: 0.111 (1, 1) Ed Giovannola, L OBP: 0.313, SLG: 0.231 (8, PH) Tony Gwynn, L OBP: 0.400, SLG: 0.486 (9, PH)	K									3	0	0	0	0	2	5						
Inning Stats	R: 0 H: 0 E: 0 K: 0 S: 10	H: 0 LOB: 0 BB: 0 P: 12	R: 0 H: 0 E: 0 K: 2 S: 11	H: 0 LOB: 1 BB: 1 P: 20	R: 0 H: 1 E: 1 K: 1 S: 15	H: 1 LOB: 3 BB: 2 P: 27	R: 0 H: 0 E: 0 K: 2 S: 14	H: 0 LOB: 2 BB: 1 P: 21	R: 0 H: 1 E: 0 K: 1 S: 10	H: 1 LOB: 1 BB: 0 P: 18	R: 0 H: 2 E: 0 K: 1 S: 17	H: 2 LOB: 2 BB: 0 P: 23	R: 0 H: 0 E: 0 K: 0 S: 9	H: 0 LOB: 0 BB: 0 P: 13	R: 0 H: 1 E: 0 K: 1 S: 7	H: 1 LOB: 1 BB: 0 P: 10		R: 0 H: 0 E: 0 K: 1 S: 7	H: 0 LOB: 0 BB: 0 P: 10	1B: 5 2B: 0 3B: 0 HR: 0	SF: 0 SAC: 0 DP: 0 HBP: 0	WP: 1 PB: 0 SB: 1 CS: 0
PITCHER	IP	WLS	BF	H	R	ER	SO	BB	IBB	HBP	BLK	WP	HR	S	P	ERA	WHIP					
Jesus Sanchez, L ERA: 2.63 (1, 1)	6.0	W	27	4	0	0	7	4	0	0	0	1	0	77	121	0.00	1.333					
Felix Heredia, L ERA: 6.3 (7, 1)	1.0		3	0	0	0	0	0	0	0	0	0	0	9	13	0.00	0.000					
Jay Powell, R ERA: 3.12 (8, 1)	2.0	S	7	1	0	0	2	0	0	0	0	0	0	14	20	0.00	0.500					

Batter	1	2	3	4	5	6	7	8	9	AB	R	H	RBI	BB	SO	LOB	BOTTOM				
Cliff Floyd, L OBP: 0.398, SLG: 0.546 (1, 7)	P5		L7							4	0	1	0	0	1	0	San Diego Padres @ Florida Marlins Pro Player Stadium, Miami, FL Sun May 03 1998, 3:33 AM EDT Att: 18,644 - Sunny - 86 F				
Edgar Renteria, R OBP: 0.331, SLG: 0.331 (1, 6)	K									4	0	1	0	0	1	2					
Mark Kotsay, L OBP: 0.331, SLG: 0.407 (1, 8)	G1-3									4	0	2	0	0	0	1					
Gary Sheffield, R OBP: 0.398, SLG: 0.459 (1, 9)		L7								2	0	0	0	2	0	1					
Jim Eisenreich, L OBP: 0.310, SLG: 0.375 (1, 3) Derrek Lee, R OBP: 0.349, SLG: 0.500 (9, 3)	1B									4	1	3	0	0	0	2					
Charles Johnson, R OBP: 0.320, SLG: 0.440 (1, 2)	1B									0	0	0	0	0	0	0					
Charles Johnson, R OBP: 0.320, SLG: 0.440 (1, 2)	1B									3	0	1	0	1	2	4					
Craig Counsell, L OBP: 0.440, SLG: 0.446 (1, 4)	G4-3									4	0	0	1	0	1	8					
Dave Berg, R OBP: 0.457, SLG: 0.357 (1, 5)	K									3	0	1	0	0	2	3					
Jesus Sanchez, L (1, 1) Felix Heredia, L (7, 1) John Cangelosi, S OBP: 0.320, SLG: 0.150 (7, PH) Jay Powell, R (8, 1)										2	0	0	0	0	1	0					
Inning Stats	R: 0 H: 0 E: 0 K: 1 S: 9	H: 2 LOB: 1 BB: 0 P: 13	R: 1 H: 2 E: 0 K: 1 S: 13	H: 2 LOB: 1 BB: 0 P: 20	R: 0 H: 1 E: 0 K: 3 S: 13	H: 1 LOB: 1 BB: 0 P: 10	R: 0 H: 1 E: 0 K: 2 S: 7	H: 0 LOB: 0 BB: 0 P: 9	R: 0 H: 1 E: 0 K: 1 S: 12	H: 1 LOB: 2 BB: 1 P: 21	R: 0 H: 2 E: 0 K: 0 S: 10	H: 2 LOB: 1 BB: 0 P: 13	R: 0 H: 2 E: 0 K: 0 S: 10	H: 2 LOB: 2 BB: 1 P: 20	1B: 9 2B: 1 3B: 0 HR: 0	SF: 0 SAC: 1 DP: 2 HBP: 0	WP: 0 PB: 0 SB: 1 CS: 0	PA: 34			
PITCHER	IP	WLS	BF	H	R	ER	SO	BB	IBB	HBP	BLK	WP	HR	S	P	ERA	WHIP				
Andy Ashby, R ERA: 2.36 (1, 1)	7.0	L	29	7	1	1	8	2	0	0	0	0	0	70	107	1.29	1.286				
Dan Miceli, R ERA: 2.41 (8, 1)	1.0		5	2	0	0	0	1	0	0	0	0	0	10	20	0.00	3.000				

Batter	1	2	3	4	5	6	7	8	9	AB	R	H	RBI	BB	SO	LOB	TOP			
Steve Finley, L (1, 8) OBP: 0.265, SLG: 0.356	G3-1 2B 2B	P2		P5		G3		F9		5	1	1	0	0	0	4	San Diego Padres @ Milwaukee Brewers Milwaukee County Stadium, Milwaukee, WI Tue May 05 1998, 8:05 PM EDT Att: 9,162 - Cloudy - 65 F			
Ed Giovannola, L (1, 4) OBP: 0.385, SLG: 0.478	F7	1B HR		G3				3B		5	1	3	3	0	0	1				
Tony Gwynn, L (1, 9) OBP: 0.418, SLG: 0.495	G3-1	1B								2	2	1	0	1	0	1				
James Mouton, R (5, 9) OBP: 0.262, SLG: 0.243		HR			1B BB			BB		0	0	0	0	2	0	0				
Wally Joyner, L (1, 3) OBP: 0.438, SLG: 0.614		HR			1B HR			BB		2	3	2	5	1	0	0				
Eddie Williams, R (5, 3)					BB					2	0	0	0	0	1	4				
Ben Van Ryn, L (8, 1)	1B				HR					0	0	0	0	0	0	0				
Brian Boehringer, S (8, 1)	2B	HR			BB					0	0	0	0	0	0	0				
Greg Vaughn, R (1, 7) OBP: 0.336, SLG: 0.500		F7			HR			K		3	1	1	1	1	0	0				
Archi Cianfrocco, R (8, PH) OBP: 0.205, SLG: 0.297	2H	1B			BB			K		1	0	0	0	0	1	2				
Greg Myers, L (1, 2) OBP: 0.283, SLG: 0.339	F7		L4		SF7				G6-3	4	0	0	1	0	1	1				
Andy Sheets, R (1, 5) OBP: 0.364, SLG: 0.625									F8	4	2	2	3	1	0	0				
Chris Gomez, R (1, 6) OBP: 0.324, SLG: 0.379									G5-3	5	1	1	0	0	0	2				
Pete Smith, R (1, 1) OBP: 0.200, SLG: 0.111										3	1	0	0	0	1	1				
Donne Wall, R (6, 1)										0	0	0	0	0	0	0				
Mark Sweeney, L (8, PH) OBP: 0.268, SLG: 0.270										0	1	0	0	1	0	0				
Inning Stats	R: 2 E: 0 K: 0 S: 13	H: 3 LOB: 1 BB: 0 P: 22	R: 5 E: 1 K: 0 S: 14	H: 2 LOB: 0 BB: 2 P: 29	R: 0 E: 0 K: 0 S: 4	H: 1 LOB: 0 BB: 0 P: 7	R: 0 E: 0 K: 0 S: 6	H: 0 LOB: 0 BB: 0 P: 8	R: 4 E: 0 K: 1 S: 16	H: 2 LOB: 0 BB: 2 P: 31	R: 0 E: 0 K: 0 S: 6	H: 0 LOB: 0 BB: 0 P: 6	R: 2 E: 0 K: 2 S: 11	H: 2 LOB: 2 BB: 2 P: 23	R: 0 E: 0 K: 0 S: 10	H: 0 LOB: 0 BB: 0 P: 11	1B: 6 2B: 2 3B: 1 HR: 2	SF: 1 SAC: 0 DP: 2 HBP: 0	WP: 1 PB: 0 SB: 0 CS: 0	PA: 44
PITCHER	IP WLS BF H R ER SO BB IBB HBP BLK WP HR S P ERA WHIP																			
Paul Wagner, R (1, 1) ERA: 5.4	7.0 L 34 9 11 6 2 5 0 0 0 0 1 2 65 114 7.71 2.000																			
Chad Fox, R (8, 1) ERA: 2.01	1.0 7 2 2 2 2 2 0 0 0 0 0 0 11 23 18.00 4.000																			
Doug Jones, R (9, 1) ERA: 4.24	1.0 3 0 0 0 0 0 0 0 0 0 0 0 10 11 0.00 0.000																			

Batter	1	2	3	4	5	6	7	8	9	AB	R	H	RBI	BB	SO	LOB	BOTTOM					
Fernando Vina, L (1, 4) OBP: 0.428, SLG: 0.520	P3									4	1	1	0	0	1	1	San Diego Padres @ Milwaukee Brewers Milwaukee County Stadium, Milwaukee, WI Tue May 05 1998, 8:05 PM EDT Att: 9,162 - Cloudy - 65 F					
Eric Owens, R (7, 4) OBP: 0.231, SLG: 0.417										1	0	0	0	0	2							
Jeff Cirillo, R (1, 3) OBP: 0.388, SLG: 0.369	L8									3	0	1	0	1	0	2						
Bobby Hughes, R (8, 9) OBP: 0.333, SLG: 0.667										1	1	1	1	0	0	0						
Mark Loretta, R (1, 5) OBP: 0.317, SLG: 0.362										5	0	1	0	0	0	4						
Jeremy Burnitz, L (1, 9) OBP: 0.385, SLG: 0.545	G3									2	0	1	1	2	0	1						
Chad Fox, R (8, 1)										0	0	0	0	0	0	0						
Doug Jones, R (9, 1)										0	0	0	0	0	0	0						
Marc Newfield, R (8, PH) OBP: 0.313, SLG: 0.278										1	1	1	0	0	0	0						
Marquis Grissom, R (1, 8) OBP: 0.298, SLG: 0.432										3	0	3	1	0	0	0						
Darrin Jackson, R (5, PR) OBP: 0.146, SLG: 0.150										2	0	0	0	0	1	2						
Geoff Jenkins, L (1, 7) OBP: 0.357, SLG: 0.769										5	0	1	1	0	2	6						
Jose Valentin, S (1, 6) OBP: 0.349, SLG: 0.417										5	0	0	0	0	2	2						
Mike Matheny, R (1, 2) OBP: 0.365, SLG: 0.487										3	0	1	0	0	0	1						
Jesse Lewis, L (7, 2) OBP: 0.500, SLG: 0.371										0	0	0	0	1	0	0						
Paul Wagner, R (1, 1) OBP: 0.167, SLG: 0.167										3	1	1	0	0	0	1						
Bob Hamelin, L (8, 3) OBP: 0.196, SLG: 0.122										0	0	0	0	1	0	0						
Inning Stats	R: 0 E: 0 K: 0 S: 10	H: 1 LOB: 1 BB: 0 P: 16	R: 0 E: 0 K: 0 S: 10	H: 1 LOB: 1 BB: 0 P: 16	R: 2 E: 0 K: 1 S: 13	H: 4 LOB: 2 BB: 0 P: 24	R: 0 E: 0 K: 1 S: 5	H: 0 LOB: 0 BB: 0 P: 7	R: 0 E: 0 K: 0 S: 12	H: 2 LOB: 3 BB: 1 P: 20	R: 0 E: 0 K: 1 S: 8	H: 1 LOB: 1 BB: 0 P: 10	R: 0 E: 0 K: 0 S: 7	H: 0 LOB: 1 BB: 2 P: 16	R: 0 E: 0 K: 1 S: 9	H: 0 LOB: 2 BB: 2 P: 21	R: 2 E: 0 K: 2 S: 18	H: 3 LOB: 1 BB: 0 P: 28	1B: 9 2B: 2 3B: 0 HR: 1	SF: 0 SAC: 0 DP: 1 HBP: 0	WP: 1 PB: 0 SB: 0 CS: 0	PA: 43
PITCHER	IP WLS BF H R ER SO BB IBB HBP BLK WP HR S P ERA WHIP																					
Pete Smith, R (1, 1) ERA: 3.08	5.0 W 24 8 2 2 2 2 1 0 0 0 0 1 50 83 3.60 1.800																					
Donne Wall, R (6, 1) ERA: 3.0	2.0 8 1 0 0 1 2 0 0 0 0 0 0 15 26 0.00 1.500																					
Ben Van Ryn, L (8, 1) ERA: 3.0	1.0 5 0 0 0 1 2 0 0 0 0 0 0 9 21 0.00 2.000																					
Brian Boehringer, R (9, 1) ERA: 5.4	1.0 6 3 2 2 2 0 0 0 0 0 0 1 18 28 18.00 3.000																					



Batter	1	2	3	4	5	6	7	8	9	AB	R	H	RBI	BB	SO	LOB	TOP										
James Mouton, R (1, 8) OBP: 0.267, SLG: 0.250 Steve Finley, L (8, FH) OBP: 0.264, SLG: 0.353	1-1 FC6-5 1B		3-3 K			1 SAFE 2-1 F8		1 SAFE 2-3 K		3	0	1	0	0	1	1											
Andy Sheets, R (1, 4) OBP: 0.340, SLG: 0.581 Ed Giovanola, L (9, FH) OBP: 0.370, SLG: 0.458	3-2 FC6-5 G6-3		0-0 G6-3				3-2 G4-3		0-1 G3	3	0	0	0	0	0	1											
Tony Gwynn, L (1, 9)	0-0 G6-3		1-2 G6-3				0-1 1B		1-0 HR	4	1	2	1	0	0	1											
Greg Vaughn, R (1, 7)		1-2 F7			3-1 P3		2-1 G4-6-3 1B		1-0 1B FC1-2 HBP	3	0	1	0	0	0	0											
Wally Joyner, L (1, 3)		0-3 K			1-3 K		1-2 G4-6-3		0-0 FC1-2 HBP 1B	4	0	1	0	0	2	2											
Carlos Hernandez, R (1, 2)		1-1 G4-3			0-0 L6			1-1 SH2-3 1B	2-1 FC1-2 HBP	3	1	1	0	0	0	0											
Archi Cianfrocco, R (1, 5)			1-0 L5			1-0 G6-3		0-0 SH2-3	0-0 FC1-2 FC6-4	3	0	0	0	0	0	3											
Chris Gomez, R (1, 6)			1-2 L7			0-1 F8		4-0 1B BB	0-0 FC6-4	3	0	0	0	1	0	3											
Kevin Brown, R (1, 1) Eddie Williams, R (8, FH) Dan Miceli, R Ben Van Ryn, L Carlos Reyes, S			0-0 G5-3			1-2 1B		1-1 1B		2	0	1	0	0	0	0											
Inning Stats	R: 0 E: 0 K: 0 S: 6	H: 1 LOB: 0 BB: 0 P: 10	R: 0 E: 0 K: 1 S: 8	H: 0 LOB: 0 BB: 0 P: 10	R: 0 E: 0 K: 0 S: 5	H: 0 LOB: 0 BB: 0 P: 7	R: 0 E: 0 K: 1 S: 8	H: 0 LOB: 0 BB: 0 P: 12	R: 0 E: 0 K: 1 S: 6	H: 0 LOB: 0 BB: 0 P: 10	R: 0 E: 0 K: 0 S: 10	H: 2 LOB: 1 BB: 0 P: 16	R: 1 E: 0 K: 1 S: 9	H: 2 LOB: 1 BB: 0 P: 16	R: 1 E: 0 K: 0 S: 7	H: 2 LOB: 2 BB: 0 P: 11	1B: 6 2B: 1 3B: 0 HR: 1	SF: 0 SAC: 1 DP: 2 HBP: 2	WP: 0 PB: 0 SB: 1 CS: 1	PA: 35							
PITCHER	IP	WLS	BF	H	R	ER	SO	BB	IBB	HBP	BLK	WP	HR	S	P	ERA	WHIP										
Scott Karl, L (1, 1) ERA: 2.89	7.1		27	6	1	1	3	1	0	0	0	0	0	57	88	1.23	0.955										
Bob Wickman, R (8, 1) ERA: 2.51	0.2		1	0	0	0	1	0	0	0	0	0	0	3	5	0.00	0.000										
Doug Jones, R (9, 1) ERA: 4.5	1.0	W	7	2	1	1	0	0	0	2	0	0	1	7	11	9.00	2.000										

San Diego Padres @ Milwaukee Brewers
Milwaukee County Stadium, Milwaukee, WI
Wed May 06 1998, 4:33 AM EDT
Att: 13,381 - Sunny - 64 F


AB 31
R 2
H 8
RBI 2
BB 1
SO 4
LOB 13



Batter	1	2	3	4	5	6	7	8	9	AB	R	H	RBI	BB	SO	LOB	BOTTOM										
Fernando Vina, L (1, 4) OBP: 0.427, SLG: 0.515	1-0 SH5-3 1B		0-1 G4-6-3		0-0 B1-3			3-2 F8	0-0 BB 2B 1B	5	1	2	0	0	0	3											
Jeff Cirillo, R (1, 3) OBP: 0.391, SLG: 0.368	0-0 SH5-3		1-0 F8			0-1 G6-3		1-0 WP 1B	4-1 2B BB	3	1	1	0	1	0	0											
Mark Loretta, R (1, 5) OBP: 0.309, SLG: 0.365	0-2 G5-3			3-2 G6-3		2-1 G4-3		2-2 L9	1-2 2B	5	0	1	1	0	0	2											
Jeromy Burnitz, L (1, 9) OBP: 0.388, SLG: 0.552	2-1 F6			2-1 G3-1		2-2 FC5 2B		2-1 1B 1B		4	1	2	1	0	0	1											
Geoff Jenkins, L (1, 7)		2-2 G6-3		1-1 F4		2-1 FC5		3-2 1B S 1B		4	0	1	0	0	0	1											
Darin Jackson, R (1, 8) OBP: 0.200, SLG: 0.227		0-0 G4-3			2-2 FC6-4 1B		0-1 2B	1-3 1B		4	0	3	1	0	0	0											
Jose Valentin, S (1, 6) OBP: 0.354, SLG: 0.430		1-1 WP 2B			1-0 FC6-4 1B		0-0 P6	0-2 F7		4	0	2	0	0	0	3											
Mike Matheny, R (1, 2) OBP: 0.348, SLG: 0.463		2-3 K2-3			0-0 FC6-4 SH1-4		0-0 L5	0-2 G5-3		4	0	0	0	0	1	4											
Scott Karl, L (1, 1) ERA: 2.55 Dan Miceli, R Ben Van Ryn, L Carlos Reyes, R			4-0 SH1-4		2-1 SH1-4		3-2 L7	2-2 G4-3		1	0	0	0	1	0	1											
Inning Stats	R: 0 E: 0 K: 0 S: 7	H: 1 LOB: 1 BB: 0 P: 10	R: 0 E: 0 K: 1 S: 11	H: 1 LOB: 0 BB: 0 P: 16	R: 0 E: 0 K: 0 S: 3	H: 0 LOB: 0 BB: 1 P: 8	R: 0 E: 0 K: 0 S: 7	H: 0 LOB: 0 BB: 0 P: 13	R: 0 E: 0 K: 0 S: 10	H: 1 LOB: 1 BB: 0 P: 16	R: 0 E: 0 K: 0 S: 7	H: 1 LOB: 0 BB: 0 P: 10	R: 2 E: 0 K: 0 S: 18	H: 4 LOB: 2 BB: 0 P: 29	R: 1 E: 0 K: 0 S: 11	H: 2 LOB: 2 BB: 1 P: 18	1B: 8 2B: 4 3B: 0 HR: 0	SF: 0 SAC: 2 DP: 1 HBP: 0	WP: 2 PB: 0 SB: 1 CS: 0	PA: 39							
PITCHER	IP	WLS	BF	H	R	ER	SO	BB	IBB	HBP	BLK	WP	HR	S	P	ERA	WHIP										
Kevin Brown, R (1, 1) ERA: 2.55	7.0		27	6	0	0	1	1	0	0	0	1	0	8	14	13.50	1.500										
Ben Van Ryn, L (8, 1) ERA: 4.0	0.0		2	2	0	0	0	0	0	0	0	0	0	5	10	∞	∞										
Carlos Reyes, R (8, 1) ERA: 1.98	1.0	L	7	3	2	2	0	1	0	0	0	0	0	16	23	18.00	4.000										

San Diego Padres @ Milwaukee Brewers
Milwaukee County Stadium, Milwaukee, WI
Wed May 06 1998, 4:33 AM EDT
Att: 13,381 - Sunny - 64 F

AB 35
R 3
H 12
RBI 3
BB 2
SO 1
LOB 15



Batter	1	2	3	4	5	6	7	8	9	AB	R	H	RBI	BB	SO	LOB	TOP					
Steve Finley, L (1, 8) OBP: 0.263, SLG: 0.357	0-1 SH1-4 3B 2B	0-1 F8			2-1 G4-3		1-3 K			4	1	1	0	0	1	0						
Ed Giovannola, L (1, 4) OBP: 0.400, SLG: 0.462	0-1 SH1-4 2-3		1-0 1B		4-2 2B BB			1-2 G3		2	1	1	0	1	0	0						
Tony Gwynn, L (1, 9) OBP: 0.431, SLG: 0.534	4-1 3B BB		2-1 1B		0-0 1H 2B			2-2 G4-3		3	1	2	1	1	0	0						
Wally Joyner, L (1, 3) OBP: 0.413, SLG: 0.571	0-2 L7		2-1 L8		1-2 G4-3			1-1 F8		4	0	0	0	0	0	4						
Greg Vaughn, R (1, 7) OBP: 0.338, SLG: 0.504	0-0 1H 3H 3B		2-1 G5-3		0-1 G6-3			0-0 G6-3		4	0	1	2	0	0	1						
Greg Myers, L (1, 2) OBP: 0.281, SLG: 0.322	4-2 BB			0-0 G3		2-0 G3		1-2 G1-3		3	0	0	0	1	0	0						
Andy Sheets, R (1, 5) OBP: 0.320, SLG: 0.543 Donne Wall, R (6, 1)	1-3 K		2-3 K		2-3 K			1-3 K		3	0	0	0	0	3	2						
Mark Sweeney, L (9, PH) OBP: 0.262, SLG: 0.263										1	0	0	0	0	1	0						
Chris Gomez, R (1, 6) OBP: 0.313, SLG: 0.356		1-0 G6-3		0-3 K				1-2 L7		3	0	0	0	0	1	0						
Joey Hamilton, R (1, 1) OBP: 0.105, SLG: 0.105 Archi Cianfrocco, R (6, 5) OBP: 0.156, SLG: 0.258		0-0 F8			0-3 K			1-3 K		2	0	0	0	0	1	0						
Inning Stats	R: 2 E: 0 K: 1 S: 14	H: 2 LOB: 2 BB: 2 P: 23	R: 0 E: 0 K: 0 S: 4	H: 0 LOB: 0 BB: 0 P: 5	R: 0 E: 0 K: 0 S: 7	H: 2 LOB: 1 BB: 0 P: 14	R: 0 E: 0 K: 2 S: 8	H: 0 LOB: 0 BB: 0 P: 10	R: 1 E: 0 K: 1 S: 12	H: 1 LOB: 1 BB: 1 P: 19	R: 0 E: 0 K: 1 S: 7	H: 0 LOB: 0 BB: 0 P: 10	R: 0 E: 0 K: 2 S: 10	H: 0 LOB: 0 BB: 0 P: 13	R: 0 E: 0 K: 0 S: 9	H: 0 LOB: 0 BB: 0 P: 13	R: 0 E: 0 K: 1 S: 7	H: 0 LOB: 0 BB: 0 P: 9	1B: 2 2B: 2 3B: 1 HR: 0	SF: 0 SAC: 1 DP: 0 HBP: 0	WP: 0 PB: 0 SB: 0 CS: 0	PA: 34
PITCHER	IP WLS BF H R ER SO BB IBB HBP BLK WP HR S P ERA WHIP																					
29 John Smoltz, R (1, 1) ERA: 2.95	7.0 W 28 5 3 3 7 3 0 0 0 0 0 0 62 94 3.86 1.143																					
John Rocker, L (8, 1) ERA: 2.95	1.0 3 0 0 0 0 0 0 0 0 0 0 0 9 13 0.00 0.000																					
Kerry Ligtenberg, R (9, 1) ERA: 3.45	1.0 S 3 0 0 0 1 0 0 0 0 0 0 0 7 9 0.00 0.000																					

San Diego Padres @ Atlanta Braves
Turner Field, Atlanta, GA
Thu May 07 1998, 7:05 PM EDT
Att: 31,811 - Unknown - 70 F

AB 30
R 3
H 5
RBI 3
BB 3
SO 8
LOB 7



Batter	1	2	3	4	5	6	7	8	9	AB	R	H	RBI	BB	SO	LOB	BOTTOM			
Walt Weiss, S (1, 6) OBP: 0.477, SLG: 0.505	2-2 G4-3		0-0 G4-3	2-1 F9		1-1 2B				4	0	1	1	0	0	2				
Keith Lockhart, L (1, 4) OBP: 0.384, SLG: 0.548	1-2 G1-3		1-0 L8		0-0 F9	1-3 3H 2B		1-3 K		4	0	0	0	0	1	3				
10 Chipper Jones, S (1, 5) OBP: 0.441, SLG: 0.674	0-2 F9			0-0 G4-3	4-2 CS BB			2-3 K		3	0	0	0	1	1	0				
Andres Galarraga, R (1, 3) OBP: 0.441, SLG: 0.653		2-0 G3-6-1 1B		2-2 HR	0-1 F9			0-3 K		4	1	2	1	0	1	1				
Ryan Klesko, L (1, 7) OBP: 0.270, SLG: 0.393 John Rocker, R (8, 1) Kerry Ligtenberg, R (9, 1)		1-2 G3-6-1 1-2f		1-1 SF7 3B	1 SAFE CS	0-1 29 1B 1B		0-1 G6-3		4	2	2	0	0	0	1				
Javy Lopez, R (1, 2) OBP: 0.360, SLG: 0.646		0-0 1B		1-0 SF7		1-3 K		2-0 G6-3		3	0	1	1	0	1	1				
Michael Tucker, L (1, 9) OBP: 0.377, SLG: 0.652		3-3 K		3H 4-0 29 2B HBP		1-3 K		1-1 G1-3		3	1	0	0	0	2	2				
Andrew Jones, R (1, 8) OBP: 0.272, SLG: 0.388			4-1 G4-3 29 SH3-4 BB	3-2 29 2B 1B		0-1 29 1B 2B 1B		0-0 F7		3	2	2	0	1	0	0				
29 John Smoltz, R (1, 1) OBP: 0.455, SLG: 0.375 Gerald Williams, R (8, 7) OBP: 0.311, SLG: 0.366			1-0 SH3-4	1-1 1H 2H 2B		1-1 2B 1B				2	0	2	3	0	0	0				
Inning Stats	R: 0 E: 0 K: 0 S: 9	H: 0 LOB: 0 BB: 0 P: 12	R: 0 E: 0 K: 1 S: 8	H: 2 LOB: 1 BB: 0 P: 14	R: 0 E: 0 K: 0 S: 4	H: 0 LOB: 1 BB: 1 P: 10	R: 4 E: 0 K: 0 S: 14	H: 4 LOB: 1 BB: 0 P: 28	R: 0 E: 0 K: 0 S: 7	H: 0 LOB: 0 BB: 1 P: 14	R: 2 E: 0 K: 3 S: 17	H: 4 LOB: 2 BB: 0 P: 22	R: 0 E: 0 K: 2 S: 8	H: 0 LOB: 0 BB: 0 P: 10	R: 0 E: 0 K: 0 S: 4	H: 0 LOB: 0 BB: 0 P: 7	1B: 6 2B: 2 3B: 1 HR: 1	SF: 1 SAC: 1 DP: 1 HBP: 1	WP: 0 PB: 0 SB: 0 CS: 1	PA: 36
PITCHER	IP WLS BF H R ER SO BB IBB HBP BLK WP HR S P ERA WHIP																			
Joey Hamilton, R (1, 1) ERA: 5.69	5.2 L 28 10 6 6 3 2 0 0 0 0 0 0 1 56 96 9.53 2.118																			
Donne Wall, R (6, 1) ERA: 5.69	2.1 7 0 0 0 3 0 0 0 0 0 0 0 15 21 0.00 0.000																			

San Diego Padres @ Atlanta Braves
Turner Field, Atlanta, GA
Thu May 07 1998, 7:05 PM EDT
Att: 31,811 - Unknown - 70 F

AB 30
R 6
H 10
RBI 6
BB 2
SO 6
LOB 10



Batter	1	2	3	4	5	6	7	8	9	AB	R	H	RBI	BB	SO	LOB	TOP				
Steve Finley, L (1, 8) OBP: 0.255, SLG: 0.345	1-1 G4-3	0-0 L4		1-1 G3		0-0 F8			1-2 G6-3	5	0	0	0	0	0	2					
Chris Gomez, R (1, 6) OBP: 0.311, SLG: 0.346	2-1 L7		4-2 G1-3 2B BB	2-3 K			0-3 K			3	1	0	0	1	2	1					
Tony Gwynn, L (1, 9) OBP: 0.425, SLG: 0.549	0-0 HR		1-2 G1-3		0-0 G4-3		0-1 E1 G5-4-3			4	1	1	1	0	0	1					
Greg Vaughn, R (1, 7) OBP: 0.350, SLG: 0.525	1-0 1B 2B		3-1 2H 2B		4-1 FC6-4 BB		0-1 G5-4-3			3	1	2	1	1	0	1					
Wally Joyner, L (1, 3) OBP: 0.407, SLG: 0.558	1-2 2H 1B BB		1-2 G5-3		1-2 FC6-4 BB			0-1 F7		4	0	1	1	0	0	2					
Carlos Hernandez, R (1, 2) OBP: 0.348, SLG: 0.422	4-0 1-2 BB		4-1 BB		3-2 L9			0-3 K		2	0	0	0	2	1	1					
Archi Cianfrocco, R (1, 5) OBP: 0.170, SLG: 0.244 Andy Sheets, R (8, 5) OBP: 0.320, SLG: 0.543	2-2 G1-3		3-3 K		1-0 G5-3			1-3 K		4	0	0	0	0	2	4					
Ed Giovanola, L (1, 4) OBP: 0.412, SLG: 0.467			1-3 K		3-1 G3 SH2-4 1B		2-1 G1-3 1B		1-2 G3	4	0	2	0	0	1	0					
Andy Ashby, R (1, 1) OBP: 0.100, SLG: 0.100 Mark Sweeney, L (9, PH) OBP: 0.256, SLG: 0.256 Trevor Hoffman, R (9, 1)	0-0 G4-3		0-0 SH2-4		0-1 G1-3			0-0 G4-3		2	0	0	0	0	0	1					
Inning Stats	R: 2 E: 0 K: 0 S: 13	H: 3 LOB: 2 BB: 1 P: 24	R: 0 E: 0 K: 1 S: 5	H: 0 LOB: 0 BB: 0 P: 6	R: 1 E: 0 K: 1 S: 14	H: 1 LOB: 2 BB: 2 P: 30	R: 0 E: 0 K: 1 S: 8	H: 1 LOB: 1 BB: 0 P: 14	R: 0 E: 1 K: 0 S: 8	H: 0 LOB: 1 BB: 1 P: 16	R: 0 E: 0 K: 1 S: 8	H: 0 LOB: 0 BB: 0 P: 8	R: 0 E: 0 K: 2 S: 8	H: 0 LOB: 0 BB: 0 P: 9	R: 0 E: 0 K: 0 S: 9	H: 0 LOB: 0 BB: 0 P: 11	1B: 3 2B: 2 3B: 0 HR: 1	SF: 0 SAC: 1 DP: 1 HBP: 0	WP: 0 PB: 0 SB: 0 CS: 0	PA: 37	
PITCHER	IP WLS BF H R ER SO BB IBB HBP BLK WP HR S P ERA WHIP	IP WLS BF H R ER SO BB IBB HBP BLK WP HR S P ERA WHIP	IP WLS BF H R ER SO BB IBB HBP BLK WP HR S P ERA WHIP	IP WLS BF H R ER SO BB IBB HBP BLK WP HR S P ERA WHIP	IP WLS BF H R ER SO BB IBB HBP BLK WP HR S P ERA WHIP	IP WLS BF H R ER SO BB IBB HBP BLK WP HR S P ERA WHIP	IP WLS BF H R ER SO BB IBB HBP BLK WP HR S P ERA WHIP	IP WLS BF H R ER SO BB IBB HBP BLK WP HR S P ERA WHIP	IP WLS BF H R ER SO BB IBB HBP BLK WP HR S P ERA WHIP	IP WLS BF H R ER SO BB IBB HBP BLK WP HR S P ERA WHIP	IP WLS BF H R ER SO BB IBB HBP BLK WP HR S P ERA WHIP	IP WLS BF H R ER SO BB IBB HBP BLK WP HR S P ERA WHIP	IP WLS BF H R ER SO BB IBB HBP BLK WP HR S P ERA WHIP	IP WLS BF H R ER SO BB IBB HBP BLK WP HR S P ERA WHIP	IP WLS BF H R ER SO BB IBB HBP BLK WP HR S P ERA WHIP	IP WLS BF H R ER SO BB IBB HBP BLK WP HR S P ERA WHIP	IP WLS BF H R ER SO BB IBB HBP BLK WP HR S P ERA WHIP	IP WLS BF H R ER SO BB IBB HBP BLK WP HR S P ERA WHIP	IP WLS BF H R ER SO BB IBB HBP BLK WP HR S P ERA WHIP	IP WLS BF H R ER SO BB IBB HBP BLK WP HR S P ERA WHIP	IP WLS BF H R ER SO BB IBB HBP BLK WP HR S P ERA WHIP

San Diego Padres @ Atlanta Braves
Turner Field, Atlanta, GA
Fri May 08 1998, 7:05 PM EDT
Att: 37,490 - Sunny - 71 F

AB	32
R	3
H	6
RBI	3
BB	4
SO	6
LOB	13



Batter	1	2	3	4	5	6	7	8	9	AB	R	H	RBI	BB	SO	LOB	BOTTOM				
Walt Weiss, S (1, 6) OBP: 0.456, SLG: 0.480	3-2 G4-3	1-0 G4-3		1-1 L3		1-0 G1-3			2-2 P7	5	0	0	0	0	0	4					
Keith Lockhart, L (1, 4) OBP: 0.365, SLG: 0.520	0-1 G4-3		1-3 K		0-1 G1-3		1-2 F8		2-2 P5	5	0	0	0	0	1	0					
10 Chipper Jones, S (1, 5) OBP: 0.442, SLG: 0.692	1-0 3B		2-2 2B		1-2 L7		0-0 G3			4	0	2	0	0	0	0					
Andres Galarraga, R (1, 3) OBP: 0.443, SLG: 0.669	0-0 F9		0-0 G6-3		4-1 1B 1B BB		2-1 HR			3	1	1	1	1	0	2					
Ryan Klesko, L (1, 7) OBP: 0.277, SLG: 0.392		0-0 G3-1	4-2 BB		0-0 1B		0-0 G3			3	0	1	0	1	0	0					
Javy Lopez, R (1, 2) OBP: 0.365, SLG: 0.640 Danny Bautista, R (8, FR) OBP: 0.333, SLG: 0.357 Eddie Pérez, R (9, 2) OBP: 0.371, SLG: 0.441		0-2 E5	0-0 P5		2-1 1B			0-0 G1-4-3 1B		4	0	2	0	0	0	2					
Michael Tucker, L (1, 9) OBP: 0.373, SLG: 0.646		1-2 FC4-6 E 1B		0-1 F8 G4-3 2B		2-2 P7		1-1 L7		4	1	1	0	0	0	2					
Andruw Jones, R (1, 8) OBP: 0.271, SLG: 0.383		0-1 E 1B		2-2 F8		0-0 L5		0-1 G1-4-3		4	0	1	0	0	0	2					
Tom Glavine, L (1, 1) OBP: 0.154, SLG: 0.231 Ozzie Guillen, L (6, PH) OBP: 0.167, SLG: 0.116 Dennis Martinez, R (7, 1) OBP: 0.500, SLG: 0.667 Curtis Pride, L (9, PH) OBP: 0.268, SLG: 0.289		0-0 E5		0-0 G4-3		1-0 1B			1-0 P4	2	0	0	1	0	0	2					
Inning Stats	R: 0 E: 0 K: 0 S: 7	H: 1 LOB: 3 BB: 0 P: 11	R: 0 E: 2 K: 0 S: 12	H: 1 LOB: 3 BB: 0 P: 14	R: 0 E: 0 K: 1 S: 11	H: 1 LOB: 0 BB: 0 P: 18	R: 0 E: 0 K: 0 S: 8	H: 2 LOB: 2 BB: 1 P: 16	R: 0 E: 0 K: 0 S: 6	H: 1 LOB: 1 BB: 0 P: 10	R: 1 E: 0 K: 0 S: 7	H: 1 LOB: 0 BB: 0 P: 10	R: 0 E: 0 K: 0 S: 5	H: 1 LOB: 1 BB: 0 P: 6	R: 0 E: 0 K: 0 S: 7	H: 0 LOB: 0 BB: 0 P: 12	1B: 5 2B: 2 3B: 1 HR: 1	SF: 0 SAC: 0 DP: 1 HBP: 0	WP: 0 PB: 0 SB: 0 CS: 0	PA: 38	
PITCHER	IP WLS BF H R ER SO BB IBB HBP BLK WP HR S P ERA WHIP	IP WLS BF H R ER SO BB IBB HBP BLK WP HR S P ERA WHIP	IP WLS BF H R ER SO BB IBB HBP BLK WP HR S P ERA WHIP	IP WLS BF H R ER SO BB IBB HBP BLK WP HR S P ERA WHIP	IP WLS BF H R ER SO BB IBB HBP BLK WP HR S P ERA WHIP	IP WLS BF H R ER SO BB IBB HBP BLK WP HR S P ERA WHIP	IP WLS BF H R ER SO BB IBB HBP BLK WP HR S P ERA WHIP	IP WLS BF H R ER SO BB IBB HBP BLK WP HR S P ERA WHIP	IP WLS BF H R ER SO BB IBB HBP BLK WP HR S P ERA WHIP	IP WLS BF H R ER SO BB IBB HBP BLK WP HR S P ERA WHIP	IP WLS BF H R ER SO BB IBB HBP BLK WP HR S P ERA WHIP	IP WLS BF H R ER SO BB IBB HBP BLK WP HR S P ERA WHIP	IP WLS BF H R ER SO BB IBB HBP BLK WP HR S P ERA WHIP	IP WLS BF H R ER SO BB IBB HBP BLK WP HR S P ERA WHIP	IP WLS BF H R ER SO BB IBB HBP BLK WP HR S P ERA WHIP	IP WLS BF H R ER SO BB IBB HBP BLK WP HR S P ERA WHIP	IP WLS BF H R ER SO BB IBB HBP BLK WP HR S P ERA WHIP	IP WLS BF H R ER SO BB IBB HBP BLK WP HR S P ERA WHIP	IP WLS BF H R ER SO BB IBB HBP BLK WP HR S P ERA WHIP	IP WLS BF H R ER SO BB IBB HBP BLK WP HR S P ERA WHIP	IP WLS BF H R ER SO BB IBB HBP BLK WP HR S P ERA WHIP

San Diego Padres @ Atlanta Braves
Turner Field, Atlanta, GA
Fri May 08 1998, 7:05 PM EDT
Att: 37,490 - Sunny - 71 F

AB	36
R	2
H	9
RBI	2
BB	2
SO	1
LOB	14



Batter	1	2	3	4	5	6	7	8	9	AB	R	H	RBI	BB	SO	LOB	TOP					
Steve Finley, L (1, 8) OBP: 0.255, SLG: 0.360	P4		F8				F9		FC4	5	0	2	1	0	0	1						
Ed Giovannola, L (1, 4) OBP: 0.359, SLG: 0.400	F8		L9				F8		FC4	5	0	0	0	0	0	4						
Tony Gwynn, L (1, 9) OBP: 0.420, SLG: 0.536	F9			F7				F7		3	0	0	0	1	0	0						
Wally Joyner, L (1, 3) OBP: 0.411, SLG: 0.551				HR				L7		3	1	1	0	1	0	2						
Greg Vaughn, R (1, 7) OBP: 0.348, SLG: 0.540				HR				F7		4	1	1	2	0	2	1						
Greg Myers, L (1, 2) OBP: 0.302, SLG: 0.377				HR						2	1	1	1	1	0	0						
Carlos Hernandez, R (9, PH) OBP: 0.344, SLG: 0.417				HR						1	0	0	0	0	1	0						
Andy Sheets, R (1, 5) OBP: 0.273, SLG: 0.510				HR						3	0	0	0	0	3	2						
Mark Sweeney, L (9, PH) OBP: 0.273, SLG: 0.275				K						1	1	1	0	0	0	0						
Chris Gomez, R (1, 6) OBP: 0.301, SLG: 0.333										4	0	0	0	0	2	3						
Sterling Hitchcock, L (1, 1) OBP: 0.400, SLG: 0.400										2	0	0	0	0	1	0						
Brian Boehringer, S (6, 1) ERA: 4.63										0	0	0	0	1	0	0						
Ben Van Ryn, L (7, 1) ERA: 6.05										0	0	0	0	0	0	0						
Dan Miceli, R (7, 1) ERA: 3.43										1	0	1	0	0	0	0						
Eddie Williams, R (9, PH) OBP: 0.500, SLG: 0.500										1	0	1	0	0	0	0						
Inning Stats	R: 0 E: 0 K: 0 S: 7	H: 0 LOB: 0 BB: 0 P: 7	R: 0 E: 0 K: 2 S: 9	H: 1 LOB: 2 BB: 1 P: 17	R: 0 E: 0 K: 1 S: 6	H: 0 LOB: 0 BB: 0 P: 9	R: 3 E: 0 K: 1 S: 14	H: 2 LOB: 2 BB: 1 P: 21	R: 0 E: 0 K: 0 S: 10	H: 1 LOB: 2 BB: 1 P: 19	R: 0 E: 0 K: 2 S: 8	H: 0 LOB: 1 BB: 1 P: 12	R: 0 E: 0 K: 1 S: 9	H: 0 LOB: 1 BB: 1 P: 17	R: 0 E: 0 K: 0 S: 7	H: 0 LOB: 0 BB: 0 P: 9	R: 1 E: 0 K: 2 S: 13	H: 3 LOB: 2 BB: 0 P: 18	1B: 4 2B: 0 3B: 1 HR: 2	SF: 0 SAC: 0 DP: 0 HBP: 0	WP: 0 PB: 1 SB: 0 CS: 0	PA: 38
PITCHER	IP WLS BF H R ER SO BB IBB HBP BLK WP HR S P ERA WHIP																					
Kevin Millwood, R (1, 1) ERA: 3.45	7.0 W 29 4 3 3 7 4 0 0 0 0 0 2 63 102 3.86 1.143																					
Alan Embree, L (8, 1) ERA: 3.52	1.0 3 0 0 0 0 0 0 0 0 0 0 0 7 9 0.00 0.000																					
Kerry Ligtenberg, R (9, 1) ERA: 3.78	1.0 S 6 3 1 1 2 0 0 0 0 0 0 0 0 13 18 9.00 3.000																					

San Diego Padres @ Atlanta Braves
Turner Field, Atlanta, GA
Sat May 09 1998, 7:05 PM EDT
Att. 46,160 - Overcast - 75 F


AB 34
R 4
H 7
RBI 4
BB 4
SO 9
LOB 13



Batter	1	2	3	4	5	6	7	8	9	AB	R	H	RBI	BB	SO	LOB	BOTTOM			
Walt Weiss, S (1, 6) OBP: 0.449, SLG: 0.465	G6-3		L5				FC5-4			3	1	0	0	1	0	3				
Tony Graffanino, R (1, 4) OBP: 0.313, SLG: 0.339										2	0	1	0	1	0	0				
Ryan Klesko, L (7, PH) OBP: 0.275, SLG: 0.388										1	0	0	0	0	0	3				
Alan Embree, L (8, 1) ERA: 3.52										0	0	0	0	0	0	0				
Kerry Ligtenberg, R (9, 1) ERA: 3.78										0	0	0	0	0	0	0				
10 Chipper Jones, S (1, 5) OBP: 0.444, SLG: 0.708	G5-4-3									4	1	2	4	0	0	2				
Andres Galarraga, R (1, 3) OBP: 0.431, SLG: 0.649										4	0	0	0	0	1	2				
Javy Lopez, R (1, 2) OBP: 0.353, SLG: 0.615										4	0	0	0	0	2	2				
Andruw Jones, R (1, 8) OBP: 0.271, SLG: 0.387										4	1	1	0	0	1	0				
Gerald Williams, R (1, 9) OBP: 0.327, SLG: 0.400										4	1	2	0	0	0	1				
Danny Bautista, R (1, 7) OBP: 0.353, SLG: 0.333										1	0	0	0	1	0	1				
Michael Tucker, L (7, PH) OBP: 0.384, SLG: 0.663										2	1	2	2	0	0	0				
Kevin Millwood, R (1, 1) OBP: 0.250, SLG: 0.100										1	0	1	0	0	0	0				
Keith Lockhart, L (7, PH) OBP: 0.368, SLG: 0.520										2	1	1	0	0	0	1				
Inning Stats	R: 0 E: 0 K: 0 S: 10	H: 1 LOB: 0 BB: 0 P: 14	R: 0 E: 0 K: 1 S: 6	H: 0 LOB: 0 BB: 0 P: 13	R: 0 E: 0 K: 0 S: 7	H: 1 LOB: 1 BB: 0 P: 9	R: 0 E: 0 K: 0 S: 9	H: 0 LOB: 1 BB: 1 P: 16	R: 0 E: 0 K: 0 S: 12	H: 1 LOB: 2 BB: 1 P: 22	R: 0 E: 0 K: 1 S: 11	H: 1 LOB: 1 BB: 0 P: 17	R: 5 E: 0 K: 2 S: 18	H: 4 LOB: 0 BB: 1 P: 31	R: 1 E: 0 K: 0 S: 14	H: 2 LOB: 1 BB: 0 P: 21	1B: 6 2B: 3 3B: 0 HR: 1	SF: 0 SAC: 1 DP: 1 HBP: 0	WP: 0 PB: 0 SB: 0 CS: 0	PA: 36
PITCHER	IP WLS BF H R ER SO BB IBB HBP BLK WP HR S P ERA WHIP																			
Sterling Hitchcock, L (1, 1) ERA: 4.63	5.1 21 4 0 0 0 2 0 0 0 0 0 0 49 82 0.00 1.125																			
Brian Boehringer, R (6, 1) ERA: 6.05	1.0 5 2 2 2 2 0 0 0 0 0 0 0 15 25 18.00 2.000																			
Ben Van Ryn, L (7, 1) ERA: 6.05	0.0 L 2 1 0 0 0 1 0 0 0 0 0 0 3 7 ∞ ∞																			
Dan Miceli, R (7, 1) ERA: 3.43	1.2 8 3 4 4 1 0 0 0 0 0 0 1 20 29 21.60 1.800																			

San Diego Padres @ Atlanta Braves
Turner Field, Atlanta, GA
Sat May 09 1998, 7:05 PM EDT
Att. 46,160 - Overcast - 75 F

AB 32
R 6
H 10
RBI 6
BB 3
SO 4
LOB 15



Batter	1	2	3	4	5	6	7	8	9	AB	R	H	RBI	BB	SO	LOB	TOP										
Brian McRae, S (1, 8) OBP: 0.352, SLG: 0.337	F9		K			G3			F8	4	0	0	0	0	1	0	New York Mets @ San Diego Padres Qualcomm Stadium, San Diego, CA Mon May 11 1998, 10:05 PM EDT Att: 15,291 - Cloudy - 64 F										
Preston Wilson, R (1, 7) OBP: 0.583, SLG: 0.727 Rich Becker, L (9, PH) OBP: 0.310, SLG: 0.380	G4-3		K			K			F7	3	0	0	0	0	2	0											
Matt Franco, L (1, 5) OBP: 0.429, SLG: 0.412	P5				G4-3				K	3	0	0	0	0	1	0											
John Olerud, L (1, 3) OBP: 0.470, SLG: 0.457		G5-3 1B SH1-3 1B			G4-3				L3 1B	3	1	2	0	0	0	0											
Carlos Baerga, S (1, 4) OBP: 0.268, SLG: 0.320		SH1-3 1-2 1B G5-3			G4-3				L3 1-2	3	0	1	0	0	0	1											
Butch Huskey, R (1, 9) OBP: 0.301, SLG: 0.339		G5-3 1-2 2-3			G4-3				G6-3	3	0	0	0	0	0	2											
Alberto Castillo, R (1, 2) OBP: 0.319, SLG: 0.326		SH1-3			G4-3				G6-3 2B	2	0	1	1	0	0	0											
Rey Ordenez, R (1, 6) OBP: 0.248, SLG: 0.252		2-3 3-H 2-3 K			K				G5-3	3	0	0	0	0	2	1											
Al Leiter, L (1, 1) OBP: 0.133, SLG: 0.200 Luis Lopez, S (9, PH) OBP: 0.353, SLG: 0.377					G6-3				F7	2	0	0	0	0	0	0											
									F7	1	0	0	0	0	0	0											
Inning Stats	R: 0 E: 0 K: 0 S: 5	H: 0 LOB: 0 BB: 0 P: 6	R: 1 E: 0 K: 1 S: 14	H: 2 LOB: 1 BB: 0 P: 19	R: 0 E: 0 K: 2 S: 8	H: 0 LOB: 0 BB: 0 P: 9	R: 0 E: 0 K: 0 S: 6	H: 0 LOB: 0 BB: 0 P: 8	R: 0 E: 0 K: 1 S: 9	H: 0 LOB: 0 BB: 0 P: 16	R: 0 E: 0 K: 1 S: 12	H: 0 LOB: 0 BB: 0 P: 17	R: 0 E: 0 K: 1 S: 8	H: 1 LOB: 0 BB: 0 P: 13	R: 0 E: 0 K: 0 S: 7	H: 1 LOB: 0 BB: 0 P: 10	R: 0 E: 0 K: 0 S: 6	H: 0 LOB: 0 BB: 0 P: 10	1B: 3 2B: 2 3B: 0 HR: 0	SF: 0 SAC: 1 DP: 1 HBP: 0	WP: 0 PB: 0 SB: 0 CS: 0	PA: 29					
PITCHER	IP	WLS	BF	H	R	ER	SO	BB	IBB	HBP	BLK	WP	HR	S	P	ERA	WHIP										
Kevin Brown, R (1, 1) ERA: 2.36	8.0	W	26	4	1	1	6	0	0	0	0	0	0	69	98	1.12	0.500										
Trevor Hoffman, R (9, 1) ERA: 0.99	1.0	S	3	0	0	0	0	0	0	0	0	0	0	6	10	0.00	0.000										

AB	28
R	1
H	4
RBI	1
BB	0
SO	6
LOB	4



Batter	1	2	3	4	5	6	7	8	9	AB	R	H	RBI	BB	SO	LOB	BOTTOM										
James Mouton, R (1, 8) OBP: 0.245, SLG: 0.227 Trevor Hoffman, R (9, 1)	G5-3		K			G5-3			G4-3	4	0	0	0	0	1	1	New York Mets @ San Diego Padres Qualcomm Stadium, San Diego, CA Mon May 11 1998, 10:05 PM EDT Att: 15,291 - Cloudy - 64 F										
Andy Sheets, R (1, 4) OBP: 0.311, SLG: 0.491	P3		K			FC6-4 1B			F9	4	0	1	0	0	1	0											
Tony Gwynn, L (1, 9) OBP: 0.415, SLG: 0.522	K				G6-3				F7	4	1	1	0	0	1	1											
Greg Vaughn, R (1, 7) OBP: 0.349, SLG: 0.531		F8 2B			G5-3				FC6-4 1-2	3	1	1	0	1	0	1											
Wally Joyner, L (1, 3) OBP: 0.419, SLG: 0.549		F8 2-3			G5-3				K	3	0	1	1	1	1	2											
Carlos Hernandez, R (1, 2) OBP: 0.327, SLG: 0.391		K			G5-3				K	4	0	0	0	0	2	4											
Archi Cianfrocco, R (1, 5) OBP: 0.212, SLG: 0.266						SH3-4 HBP			K	2	0	1	1	0	1	0											
Chris Gomez, R (1, 6) OBP: 0.310, SLG: 0.336		3-H 2-3 K				P3				2	0	0	0	1	1	2											
Kevin Brown, R (1, 1) OBP: 0.238, SLG: 0.286 Steve Finley, L (9, 8) OBP: 0.263, SLG: 0.368					G6-3				SH3-4 1-2	2	0	0	0	0	0	1											
									G4-3	0	0	0	0	0	0	0											
Inning Stats	R: 0 E: 0 K: 1 S: 8	H: 0 LOB: 0 BB: 0 P: 14	R: 1 E: 0 K: 2 S: 14	H: 2 LOB: 1 BB: 0 P: 21	R: 0 E: 0 K: 2 S: 9	H: 0 LOB: 0 BB: 0 P: 13	R: 0 E: 0 K: 0 S: 4	H: 0 LOB: 1 BB: 1 P: 11	R: 0 E: 0 K: 0 S: 8	H: 0 LOB: 1 BB: 0 P: 14	R: 0 E: 0 K: 1 S: 8	H: 1 LOB: 1 BB: 0 P: 15	R: 0 E: 0 K: 1 S: 11	H: 0 LOB: 1 BB: 1 P: 20	R: 1 E: 0 K: 1 S: 11	H: 2 LOB: 2 BB: 1 P: 20	1B: 3 2B: 2 3B: 0 HR: 0	SF: 0 SAC: 1 DP: 0 HBP: 1	WP: 0 PB: 0 SB: 0 CS: 0	PA: 33							
PITCHER	IP	WLS	BF	H	R	ER	SO	BB	IBB	HBP	BLK	WP	HR	S	P	ERA	WHIP										
Al Leiter, L (1, 1) ERA: 1.39	8.0	L	33	5	2	2	8	3	0	1	0	0	0	73	128	2.25	1.000										

AB	28
R	2
H	5
RBI	2
BB	3
SO	8
LOB	12



Batter	1	2	3	4	5	6	7	8	9	AB	R	H	RBI	BB	SO	LOB	TOP					
Brian McRae, S OBP: 0.369, SLG: 0.356 (1, 8)	F8	E S BB			2B	1B BB			G4-1 1B	3	1	2	0	2	0	0						
Matt Franco, L OBP: 0.447, SLG: 0.462 John Franco, L (9, 1)	1B HR				G4-3 2B	1B			G4-1 1-2	5	1	3	1	0	1	2						
Bernard Gilkey, R OBP: 0.376, SLG: 0.360 (1, 7)	F9				K	K			K	5	0	0	0	0	4	5						
John Olerud, L OBP: 0.474, SLG: 0.459 (1, 3)	HR				FC6-4 1B	G4-3 IBB			G1-3	4	1	2	0	1	0	1						
Carlos Baerga, S OBP: 0.267, SLG: 0.346 (1, 4)	HR				FC6-4	G4-3			F7	4	1	1	3	0	0	3						
Rich Becker, L OBP: 0.318, SLG: 0.378 (1, 9)	FC6-4 1B				F7	IBB			F7	3	0	1	0	1	0	1						
Alberto Castillo, R OBP: 0.314, SLG: 0.319 (1, 2)	FC6-4				G5-3	G4-3			CS 1B	4	0	1	0	0	0	4						
Rey Ordonez, R OBP: 0.240, SLG: 0.244 (1, 6)		G6-3			G6-3	G6-3			K	4	0	0	0	0	1	1						
Bobby Jones, R (1, 1)		G6-3			F8	K			K	4	0	0	0	0	2	0						
Luis Lopez, S OBP: 0.353, SLG: 0.377 (9, 5)		G6-3								0	0	0	0	0	0	0						
Inning Stats	R: 3 E: 0 K: 0 S: 13	H: 4 LOB: 1 BB: 0 P: 24	R: 0 E: 0 K: 1 S: 9	H: 0 LOB: 1 BB: 1 P: 17	R: 0 E: 0 K: 1 S: 8	H: 1 LOB: 0 BB: 0 P: 13	R: 0 E: 0 K: 0 S: 7	H: 0 LOB: 0 BB: 0 P: 12	R: 1 E: 0 K: 1 S: 11	H: 2 LOB: 3 BB: 2 P: 24	R: 0 E: 0 K: 2 S: 14	H: 1 LOB: 2 BB: 1 P: 22	R: 0 E: 0 K: 0 S: 8	H: 0 LOB: 0 BB: 0 P: 15	R: 0 E: 0 K: 2 S: 7	H: 1 LOB: 1 BB: 0 P: 8	R: 0 E: 0 K: 1 S: 10	H: 1 LOB: 1 BB: 0 P: 12	1B: 7 2B: 2 3B: 0 HR: 1	SF: 0 SAC: 0 DP: 0 HBP: 0	WP: 0 PB: 0 SB: 1 CS: 1	PA: 40
PITCHER	IP	WLS	BF	H	R	ER	SO	BB	IBB	HBP	BLK	WP	HR	S	P	ERA	WHIP					
Joey Hamilton, R ERA: 5.73 (1, 1)	6.0	L	30	8	4	4	5	2	2	0	0	0	1	62	112	6.00	1.667					
Ben Van Ryn, L ERA: 5.4 (7, 1)	1.0		3	0	0	0	0	0	0	0	0	0	0	8	15	0.00	0.000					
Carlos Reyes, R ERA: 1.65 (8, 1)	2.0		7	2	0	0	3	0	0	0	0	0	0	17	20	0.00	1.000					

New York Mets @ San Diego Padres
Qualcomm Stadium, San Diego, CA
Wed May 13 1998, 10:05 PM EDT
Att: 14,929 - Cloudy - 64 F

livebaseballscores.com

AB 36
R 4
H 10
RBI 4
BB 4
SO 8
LOB 17



Batter	1	2	3	4	5	6	7	8	9	AB	R	H	RBI	BB	SO	LOB	BOTTOM				
Steve Finley, L OBP: 0.257, SLG: 0.358 (1, 8)	F7					K			E3 G4-3	4	0	0	0	0	1	0					
Ed Giovannola, L OBP: 0.333, SLG: 0.415 (1, 4) (8, 5)	K					F7			G4-3 1-2	4	0	0	0	0	2	1					
Tony Gwynn, L OBP: 0.417, SLG: 0.522 (1, 9)	1B				F8	K			G3-1 HR 1B	4	1	2	0	0	1	0					
Wally Joyner, L OBP: 0.413, SLG: 0.538 (1, 3)	G4-3				F7	1B			G3-1	4	0	1	0	0	0	2					
Greg Vaughn, R OBP: 0.359, SLG: 0.590 (1, 7)		2B			HR				HR	4	2	3	3	0	0	1					
Greg Myers, L OBP: 0.286, SLG: 0.359 Eddie Williams, R OBP: 0.222, SLG: 0.222 (8, PH)	G1-3				K				F9	3	0	0	0	0	2	2					
Andy Sheets, R OBP: 0.308, SLG: 0.467 (1, 5) (8, 6)	L4					F8			K	3	0	0	0	1	1	1					
Chris Gomez, R OBP: 0.305, SLG: 0.330 Mark Swenney, L OBP: 0.283, SLG: 0.268 Carlos Reyes, S (8, 1)	L6					F9			L1	2	0	0	0	0	0	1					
Joey Hamilton, R OBP: 0.095, SLG: 0.095 Ben Van Ryn, L (7, 1)						G6-3			G1-3	2	0	0	0	0	1	0					
Quilvio Veras, S OBP: 0.422, SLG: 0.357 (8, 4)										1	0	0	0	0	0	0					
Inning Stats	R: 0 E: 0 K: 1 S: 9	H: 1 LOB: 0 BB: 0 P: 15	R: 0 E: 0 K: 0 S: 9	H: 1 LOB: 0 BB: 0 P: 13	R: 0 E: 0 K: 2 S: 8	H: 0 LOB: 0 BB: 0 P: 12	R: 1 E: 0 K: 1 S: 10	H: 1 LOB: 0 BB: 0 P: 19	R: 0 E: 0 K: 2 S: 7	H: 0 LOB: 0 BB: 0 P: 11	R: 0 E: 0 K: 1 S: 10	H: 1 LOB: 2 BB: 1 P: 19	R: 0 E: 1 K: 0 S: 6	H: 0 LOB: 0 BB: 0 P: 6	R: 2 E: 0 K: 1 S: 11	H: 2 LOB: 0 BB: 0 P: 19	1B: 3 2B: 1 3B: 0 HR: 2	SF: 0 SAC: 0 DP: 1 HBP: 0	WP: 0 PB: 0 SB: 0 CS: 0	PA: 34	
PITCHER	IP	WLS	BF	H	R	ER	SO	BB	IBB	HBP	BLK	WP	HR	S	P	ERA	WHIP				
Bobby Jones, R ERA: 3.32 (1, 1)	8.0	W	29	4	1	1	7	1	0	0	0	0	1	65	105	1.12	0.625				
John Franco, L ERA: 5.14 (9, 1)	1.0	S	5	2	2	2	1	0	0	0	0	0	1	11	19	18.00	2.000				

New York Mets @ San Diego Padres
Qualcomm Stadium, San Diego, CA
Wed May 13 1998, 10:05 PM EDT
Att: 14,929 - Cloudy - 64 F


livebaseballscores.com

AB 33
R 3
H 6
RBI 3
BB 1
SO 8
LOB 10




Batter	1	2	3	4	5	6	7	8	9	AB	R	H	RBI	BB	SO	LOB	TOP				
Brian McRae, S OBP: 0.366, SLG: 0.361 (1, 8)	F7		G4-6-3		G1-3			2B		4	0	1	0	0	0	1	New York Mets @ San Diego Padres Qualcomm Stadium, San Diego, CA Thu May 14 1998, 6:33 AM EDT Cloudy - 70 F				
Luis Lopez, S OBP: 0.347, SLG: 0.369 (1, 6)	G6-4-3 1B			K				K		4	0	1	0	0	3	1					
Matt Franco, L OBP: 0.412, SLG: 0.419 (1, 5)	G6-4-3 1-2			G3				G3		4	0	0	0	0	1	1					
John Olerud, L OBP: 0.468, SLG: 0.460 (1, 3)		F8		1B 2B				F7		4	1	1	0	0	0	0					
Carlos Baerga, S OBP: 0.275, SLG: 0.351 (1, 4)	G4-1			1B 2H				1B		4	0	2	1	0	0	0					
Butch Huskey, R OBP: 0.302, SLG: 0.339 Dennis Cook, L (7, 1)	E5			1B				K		3	0	1	0	0	1	0					
Mel Rojas, R (8, 1)				1B				1B		0	0	0	0	0	0	0					
Jim Tatum, R OBP: 0.273, SLG: 0.567 Preston Wilson, R OBP: 0.583, SLG: 0.727 (8, FR)				1B				1B		1	0	1	0	0	0	0					
Rick Wilkins, L OBP: 0.240, SLG: 0.311 (1, 2)	G3			F9				F8		4	0	0	0	0	1	5					
Rich Becker, L OBP: 0.319, SLG: 0.377 (7, 9)			G4-6-3 1B		G6-3			K		3	0	1	0	0	1	0					
Dave Micki, R OBP: 0.286, SLG: 0.231 Bernard Gilkey, R OBP: 0.372, SLG: 0.355 (7, 7)			K		G4-3			K		2	0	0	0	0	1	1					
Inning Stats	R: 0 E: 0 K: 0 S: 6	H: 1 LOB: 0 BB: 0 P: 7	R: 0 E: 1 K: 0 S: 6	H: 0 LOB: 1 BB: 0 P: 12	R: 0 E: 0 K: 1 S: 7	H: 1 LOB: 0 BB: 0 P: 10	R: 1 E: 0 K: 1 S: 18	H: 3 LOB: 2 BB: 0 P: 25	R: 0 E: 0 K: 0 S: 7	H: 0 LOB: 0 BB: 0 P: 9	R: 0 E: 0 K: 1 S: 9	H: 0 LOB: 0 BB: 0 P: 12	R: 0 E: 0 K: 3 S: 11	H: 1 LOB: 1 BB: 0 P: 19	R: 0 E: 0 K: 2 S: 13	H: 2 LOB: 2 BB: 0 P: 20	1B: 6 2B: 2 3B: 0 HR: 0	SF: 0 SAC: 0 DP: 2 HBP: 0	WP: 0 PB: 0 SB: 0 CS: 0	PA: 34	
PITCHER	IP	WLS	BF	H	R	ER	SO	BB	IBB	HBP	BLK	WP	HR	S	P	ERA	WHIP				
Andy Ashby, R ERA: 2.25 (1, 1)	7.0		25	5	1	1	4	0	0	0	0	0	0	59	84	1.29	0.714				
Brian Boehringer, R ERA: 5.48 (8, 1)	1.0	W	4	1	0	0	3	0	0	0	0	0	0	11	19	0.00	1.000				
Trevor Hoffman, R ERA: 0.93 (9, 1)	1.0	S	5	2	0	0	2	0	0	0	0	0	0	13	20	0.00	2.000				

AB	34
R	1
H	8
RBI	1
BB	0
SO	9
LOB	9



Batter	1	2	3	4	5	6	7	8	9	AB	R	H	RBI	BB	SO	LOB	BOTTOM				
Quiuvio Veras, S OBP: 0.421, SLG: 0.368 (1, 4)	K		FC6-4 1B		G3-1 2B		FC3-6 1B	F7		5	1	2	0	0	1	2	New York Mets @ San Diego Padres Qualcomm Stadium, San Diego, CA Thu May 14 1998, 6:33 AM EDT Cloudy - 70 F				
Steve Finley, L OBP: 0.257, SLG: 0.356 (1, 8)	G4-3		K		G3-1		1B			4	0	1	0	0	1	4					
Tony Gwynn, L OBP: 0.413, SLG: 0.514 (1, 9)	G4-3		FC6-4 1-2		G3		1B			4	0	1	1	0	0	4					
Wally Joyner, L OBP: 0.400, SLG: 0.518 (1, 3)		F9		G3-1		P6	F8			4	0	0	0	0	0	2					
Greg Vaughn, R OBP: 0.363, SLG: 0.584 (1, 7)		G4-6-3 1B		F7		F9		E 1B BB		3	1	1	0	1	0	0					
Greg Myers, L OBP: 0.297, SLG: 0.373 (1, 2)	G4-6-3 1-2			2B		BB		E1 1B SF7		3	1	1	0	1	0	2					
Ed Giovanola, L OBP: 0.354, SLG: 0.419 Eddie Williams, R OBP: 0.300, SLG: 0.300 Andy Sheets, R OBP: 0.308, SLG: 0.467 (8, FR)			FC1-5 1B		BB		G4-3	E S 1B		2	0	1	0	1	0	1					
Chris Gomez, R OBP: 0.304, SLG: 0.331 (1, 6)			1B FC1-5 1B		G5-3		K	SF7		3	0	1	1	0	1	2					
Andy Ashby, R OBP: 0.091, SLG: 0.091 Mark Sweeney, L OBP: 0.258, SLG: 0.288 Brian Boehringer, S (8, 1)			FC1-5 1B		G6-3		G4-3	E S 1B		2	0	0	0	0	0	2					
James Mouton, R OBP: 0.240, SLG: 0.222 Trevor Hoffman, R (9, 1)			1-2 2-3				FC3-6 BB	K		0	0	0	0	0	0	0					
Inning Stats	R: 0 E: 0 K: 1 S: 5	H: 0 LOB: 0 BB: 0 P: 11	R: 0 E: 0 K: 0 S: 5	H: 1 LOB: 0 BB: 0 P: 8	R: 0 E: 0 K: 1 S: 9	H: 3 LOB: 3 BB: 0 P: 13	R: 0 E: 0 K: 0 S: 10	H: 1 LOB: 2 BB: 1 P: 20	R: 0 E: 0 K: 0 S: 9	H: 1 LOB: 1 BB: 0 P: 12	R: 0 E: 0 K: 0 S: 6	H: 0 LOB: 1 BB: 1 P: 12	R: 1 E: 0 K: 1 S: 10	H: 2 LOB: 2 BB: 1 P: 17	R: 2 E: 1 K: 1 S: 14	H: 1 LOB: 2 BB: 1 P: 25	1B: 7 2B: 2 3B: 0 HR: 0	SF: 1 SAC: 0 DP: 1 HBP: 0	WP: 0 PB: 0 SB: 1 CS: 0	PA: 37	
PITCHER	IP	WLS	BF	H	R	ER	SO	BB	IBB	HBP	BLK	WP	HR	S	P	ERA	WHIP				
Dave Micki, R ERA: 4.97 (1, 1)	6.2		29	7	1	1	3	3	0	0	0	0	0	51	88	1.35	1.500				
Dennis Cook, L ERA: 3.09 (7, 1)	0.1	L	4	1	2	0	0	1	0	0	0	0	0	6	13	0.00	6.000				
Mel Rojas, R ERA: 1.13 (8, 1)	1.0		4	1	0	0	1	0	0	0	0	0	0	11	17	0.00	1.000				

AB	32
R	3
H	9
RBI	3
BB	4
SO	4
LOB	20



Batter	1	2	3	4	5	6	7	8	9	AB	R	H	RBI	BB	SO	LOB	TOP								
Doug Glanville, R (1, 8) OBP: 0.348, SLG: 0.450	K2-3		G6-3		G5-3		G4-6-3 1B		1B 3B	5	1	2	0	0	1	1	Philadelphia Phillies @ San Diego Padres Qualcomm Stadium, San Diego, CA Fri May 15 1998, 10:05 PM EDT Att: 25,157 - Unknown - 65 F								
Gregg Jefferies, S (1, 7) OBP: 0.384, SLG: 0.451 Kevin Sefcik, R (9, FR) OBP: 0.387, SLG: 0.333	K			FC5-4 1B	HR		F8		2-6 1B	5	1	3	2	0	1	1									
Scott Rolen, R (1, 5) OBP: 0.383, SLG: 0.497	L4			FC5-4 1B 1-2	G4-3 1B		G4-6-3 1-2		P5	5	2	1	0	0	0	3									
Rico Brogna, L (1, 3) OBP: 0.340, SLG: 0.511		G6-3		1B 2B	G4-3			K	2-6	4	1	1	0	0	1	1									
Mike Lieberthal, R (1, 2) OBP: 0.281, SLG: 0.331	F7			2B 1B	1B			P6		4	0	2	2	0	0	0									
Bobby Abreu, L (1, 9) OBP: 0.422, SLG: 0.488	K			2-2 1B	2-2 1B			2B BB		3	1	1	1	1	2	1									
Mark Lewis, R (1, 4) OBP: 0.268, SLG: 0.258			F7		F8		G5-3		2B	4	0	1	1	0	0	2									
Desi Relaford, S (1, 6) OBP: 0.297, SLG: 0.394			SH3-4 1B		IBB		L9		L4	3	0	1	0	1	0	1									
Mike Grace, R (1, 1) OBP: 0.231, SLG: 0.167 Yorkis Perez, L (7, 1) Jerry Spradlin, S (8, 1) Darrin Winston, R (8, 1) 23 Kevin Jordan, R (9, PH) OBP: 0.280, SLG: 0.375			SH3-4		F9		K		G4-3	2	0	0	0	0	1	3									
Inning Stats	R: 0 E: 0 K: 2 S: 10	H: 0 LOB: 0 BB: 0 P: 15	R: 0 E: 0 K: 1 S: 11	H: 0 LOB: 0 BB: 0 P: 15	R: 0 E: 0 K: 0 S: 9	H: 1 LOB: 1 BB: 0 P: 12	R: 2 E: 0 K: 0 S: 13	H: 4 LOB: 3 BB: 1 P: 25	R: 2 E: 0 K: 1 S: 14	H: 3 LOB: 1 BB: 0 P: 23	R: 0 E: 0 K: 1 S: 6	H: 0 LOB: 0 BB: 0 P: 7	R: 0 E: 0 K: 0 S: 4	H: 1 LOB: 0 BB: 0 P: 7	R: 1 E: 0 K: 1 S: 12	H: 1 LOB: 1 BB: 1 P: 20		R: 1 E: 0 K: 0 S: 10	H: 2 LOB: 1 BB: 0 P: 14	1B: 7 2B: 3 3B: 1 HR: 1	SF: 0 SAC: 1 DP: 1 HBP: 0	WP: 0 PB: 0 SB: 0 CS: 0	PA: 39		
PITCHER	IP	WLS	BF	H	R	ER	SO	BB	IBB	HBP	BLK	WP	HR	S	P	ERA	WHIP								
Pete Smith, R (1, 1) ERA: 4.42	6.0		27	8	4	4	5	0	1	0	0	0	1	63	97	6.00	1.333								
Brian Boehringer, R (7, 1) ERA: 5.48	1.2	W	7	2	1	1	1	1	0	0	0	0	0	14	25	5.40	1.800								
Trevor Hoffman, R (8, 1) ERA: 1.31	1.1	S	6	2	1	1	0	0	0	0	0	0	0	12	16	6.75	1.500								

AB	36
R	6
H	12
RBI	6
BB	2
SO	6
LOB	13



Batter	1	2	3	4	5	6	7	8	9	AB	R	H	RBI	BB	SO	LOB	BOTTOM								
Quilvio Veras, S (1, 4) OBP: 0.415, SLG: 0.358	E6 G4-3	1-2 2-H 3-H 1B		G4-3		G6-3		P5		5	0	1	2	0	0	3	Philadelphia Phillies @ San Diego Padres Qualcomm Stadium, San Diego, CA Fri May 15 1998, 10:05 PM EDT Att: 25,157 - Unknown - 65 F								
Steve Finley, L (1, 8) OBP: 0.247, SLG: 0.341	F8	F9			K	F7		K		5	0	0	0	0	2	4									
Tony Gwynn, L (1, 9) OBP: 0.407, SLG: 0.523 James Mouton, R (5, PR) OBP: 0.255, SLG: 0.265	G4-3		F8		E6 BLK S 1B		E4 2B HR	2-H 3B		3	0	0	0	0	0	1									
Mark Sweeney, L (9, 9) OBP: 0.298, SLG: 0.268	1-2							2-H 3B		2	2	1	1	0	0	0									
Wally Joyner, L (1, 3) OBP: 0.394, SLG: 0.509	G6-3		L3		1B BLK BB		HR 2B	P5		4	1	1	0	1	0	2									
Greg Vaughn, R (1, 7) OBP: 0.370, SLG: 0.618		F9 1B 1B	G4-3		P5		HR			4	2	2	3	0	0	2									
Greg Myers, L (1, 2) OBP: 0.308, SLG: 0.371 Trevor Hoffman, R (8, 1)	2-0 1 SAFE 1B 1B			G4-3	1B BB		K			3	1	1	0	1	1	0									
Ed Giovanola, L (1, 5) OBP: 0.365, SLG: 0.426	F9				1B 1B		G4-3			4	0	2	1	0	0	2									
Chris Gomez, R (1, 6) OBP: 0.308, SLG: 0.328	F9				1B 1B		L5			4	0	1	0	0	1	5									
Pete Smith, R (1, 1) OBP: 0.214, SLG: 0.083 Eddie Williams, R (6, PH) OBP: 0.236, SLG: 0.231 Brian Boehringer, S (7, 1) Carlos Hernandez, R (8, 2) OBP: 0.340, SLG: 0.406	4-2 1B 1-2 BB				K		L4		3B 2B	1	0	0	0	1	1	2									
Inning Stats	R: 0 E: 1 K: 0 S: 10	H: 0 LOB: 1 BB: 0 P: 15	R: 2 E: 0 K: 0 S: 12	H: 3 LOB: 2 BB: 1 P: 22	R: 0 E: 0 K: 0 S: 6	H: 0 LOB: 0 BB: 0 P: 6	R: 0 E: 0 K: 1 S: 11	H: 2 LOB: 2 BB: 0 P: 18	R: 1 E: 0 K: 1 S: 10	H: 1 LOB: 3 BB: 2 P: 20	R: 0 E: 0 K: 0 S: 4	H: 0 LOB: 0 BB: 0 P: 8	R: 3 E: 1 K: 2 S: 16	H: 2 LOB: 0 BB: 0 P: 22	R: 1 E: 0 K: 1 S: 9	H: 2 LOB: 1 BB: 0 P: 13	1B: 6 2B: 2 3B: 1 HR: 1	SF: 0 SAC: 0 DP: 0 HBP: 0	WP: 0 PB: 0 SB: 1 CS: 0	PA: 40					
PITCHER	IP	WLS	BF	H	R	ER	SO	BB	IBB	HBP	BLK	WP	HR	S	P	ERA	WHIP								
Mike Grace, R (1, 1) ERA: 6.64	6.0	L	32	8	6	4	2	3	0	0	0	1	59	98	6.00	1.833									
Yorkis Perez, L (7, 1) ERA: 3.65	1.2		6	1	1	1	3	0	0	0	0	0	0	15	22	5.40	0.600								
Jerry Spradlin, R (8, 1) ERA: 4.58	0.0		1	1	0	0	0	0	0	0	0	0	0	2	2	∞	∞								
Darrin Winston, L (8, 1) ERA: 3.38	0.1		1	0	0	0	0	0	0	0	0	0	0	2	2	0.00	0.000								

AB	37
R	7
H	10
RBI	7
BB	3
SO	5
LOB	21



Batter	1	2	3	4	5	6	7	8	9	AB	R	H	RBI	BB	SO	LOB	TOP					
Doug Glanville, R OBP: 0.349, SLG: 0.452	1-1 F8		0-1 G4-3		1-0 1B		1-1 F8			4	0	1	1	0	0	2	Philadelphia Phillies @ San Diego Padres Qualcomm Stadium, San Diego, CA Sun May 17 1998, 6:33 AM EDT Att: 27,913 - Sunny - 70 F					
Gregg Jefferies, S OBP: 0.384, SLG: 0.447	3-1 F8		1-0 G4-3		0-1 FC5-4		0-0 FC5-4			4	0	1	0	0	0	2						
Scott Rolen, R OBP: 0.372, SLG: 0.475	3-1 P4			3-3 K	3-1 FC5-4			1-3 K		4	0	0	0	0	2	2						
Rico Brogna, L OBP: 0.335, SLG: 0.493		2-2 G3-1		0-0 G6-3		1-1 G3-1		1-0 F7		4	0	0	0	0	0	0						
Mike Lieberthal, R OBP: 0.280, SLG: 0.321	1-1 F7		2-2 HBP		1-0 F9		2-2 F9			3	0	0	0	0	0	0						
Bobby Abreu, L OBP: 0.419, SLG: 0.489	2-2 1B		0-0 G4-3		1-0 2B			2-2 G4-3		4	0	3	0	0	0	1						
Mark Lewis, R OBP: 0.262, SLG: 0.252	0-0 F9			1-0 F8		2-3 K		2-1 G4-3		3	0	0	0	0	1	2						
Ruben Amaro Jr. S OBP: 0.286, SLG: 0.267								1-2 G4-3		1	0	0	0	0	0	1						
Desi Relaford, S OBP: 0.310, SLG: 0.414			2-2 G3		4-1 G6-3		3-3 K		1-3 K	3	1	1	0	1	2	1						
Curt Schilling, R OBP: 0.130, SLG: 0.091			3-2 G3		2-2 G6-3		1-2 FC5-4		0-0 G5-3	3	0	1	0	0	0	2						
23 Kevin Jordan, R OBP: 0.269, SLG: 0.360			2-3 G3		1-2 G6-3					1	0	0	0	0	0	1						
Inning Stats	R: 0 E: 0 K: 0 S: 6	H: 0 LOB: 0 BB: 0 P: 13	R: 0 E: 0 K: 0 S: 9	H: 1 LOB: 1 BB: 0 P: 14	R: 0 E: 0 K: 1 S: 10	H: 0 LOB: 1 BB: 0 P: 14	R: 1 E: 0 K: 0 S: 13	H: 2 LOB: 2 BB: 1 P: 24	R: 0 E: 0 K: 1 S: 8	H: 1 LOB: 1 BB: 0 P: 13	R: 0 E: 0 K: 1 S: 9	H: 0 LOB: 0 BB: 0 P: 11	R: 0 E: 0 K: 1 S: 9	H: 1 LOB: 1 BB: 0 P: 14	1B: 5 2B: 2 3B: 0 HR: 0	SF: 0 SAC: 0 DP: 0 HBP: 1	WP: 0 PA: 36 PB: 0 SB: 0 CS: 0					
PITCHER	IP WLS BF H R ER SO BB IBB HBP BLK WP HR S P ERA WHIP	IP WLS BF H R ER SO BB IBB HBP BLK WP HR S P ERA WHIP	IP WLS BF H R ER SO BB IBB HBP BLK WP HR S P ERA WHIP	IP WLS BF H R ER SO BB IBB HBP BLK WP HR S P ERA WHIP	IP WLS BF H R ER SO BB IBB HBP BLK WP HR S P ERA WHIP	IP WLS BF H R ER SO BB IBB HBP BLK WP HR S P ERA WHIP	IP WLS BF H R ER SO BB IBB HBP BLK WP HR S P ERA WHIP	IP WLS BF H R ER SO BB IBB HBP BLK WP HR S P ERA WHIP	IP WLS BF H R ER SO BB IBB HBP BLK WP HR S P ERA WHIP	IP WLS BF H R ER SO BB IBB HBP BLK WP HR S P ERA WHIP	IP WLS BF H R ER SO BB IBB HBP BLK WP HR S P ERA WHIP	IP WLS BF H R ER SO BB IBB HBP BLK WP HR S P ERA WHIP	IP WLS BF H R ER SO BB IBB HBP BLK WP HR S P ERA WHIP	IP WLS BF H R ER SO BB IBB HBP BLK WP HR S P ERA WHIP	IP WLS BF H R ER SO BB IBB HBP BLK WP HR S P ERA WHIP	IP WLS BF H R ER SO BB IBB HBP BLK WP HR S P ERA WHIP	IP WLS BF H R ER SO BB IBB HBP BLK WP HR S P ERA WHIP					
Donne Wall, R ERA: 2.08	(1, 1)	5.0	W	21	4	1	1	1	1	1	0	0	1	0	0	0	0	0	47	81	1.80	1.000
Brian Boehringer, R ERA: 5.04	(6, 1)	2.0		8	2	0	0	2	0	0	0	0	0	0	0	0	0	0	17	27	0.00	1.000
Dan Miceli, R ERA: 2.88	(8, 1)	1.0		3	0	0	0	1	0	0	0	0	0	0	0	0	0	0	7	11	0.00	0.000
Trevor Hoffman, R ERA: 1.25	(9, 1)	1.0	S	4	1	0	0	1	0	0	0	0	0	0	0	0	0	0	9	14	0.00	1.000

Batter	1	2	3	4	5	6	7	8	9	AB	R	H	RBI	BB	SO	LOB	BOTTOM		
Quilvio Veras, S OBP: 0.404, SLG: 0.344	3-3 K		3-3 K		1-3 K		2-1 G5-4-3			4	0	0	0	0	3	3	Philadelphia Phillies @ San Diego Padres Qualcomm Stadium, San Diego, CA Sun May 17 1998, 6:33 AM EDT Att: 27,913 - Sunny - 70 F		
Ed Giovannola, L OBP: 0.339, SLG: 0.392	0-0 G6-3		2-3 K		0-3 K			2-0 F7		4	0	0	0	0	2	1			
Steve Finley, L OBP: 0.247, SLG: 0.350	0-1 G4-3		0-0 HR			0-1 F7		0-0 P5		4	1	1	1	0	0	0			
Wally Joyner, L OBP: 0.400, SLG: 0.524		1-2 F6	1-1 G4-3			1-2 1B		1-2 2B		4	0	2	0	0	0	0			
Greg Vaughn, R OBP: 0.364, SLG: 0.603		2-2 PB		1-3 K		1-3 K		2-1 F8		4	1	1	0	0	2	2			
Greg Myers, L OBP: 0.305, SLG: 0.365		2-3 K		2-0 G4-3		1-3 K				3	0	0	0	0	2	2			
Mark Sweeney, L OBP: 0.314, SLG: 0.295		4-2 1B		1-2 G3			0-0 SH			2	0	1	0	1	0	0			
Ruben Rivera, R OBP: 0.500, SLG: 0.667		2-3 1B					0-0 SH			0	1	0	0	0	0	0			
Chris Gomez, R OBP: 0.315, SLG: 0.326		2-2 SAFE		0-3 K			0-0 SH			2	0	1	1	0	1	0			
Donne Wall, R OBP: 0.333, SLG: 0.333	(1, 1)	8.0	L	32	7	3	2	10	1	0	0	0	0	0	0	0			
Brian Boehringer, S OBP: 0.425, SLG: 0.523	(6, 1)																		
Tony Gwynn, L OBP: 1.000, SLG: 1.000	(7, PH)																		
Dan Miceli, R OBP: 1.000, SLG: 1.000	(8, 1)																		
Trevor Hoffman, R ERA: 1.99	(9, 1)																		
Inning Stats	R: 0 E: 0 K: 1 S: 6	H: 0 LOB: 0 BB: 0 P: 9	R: 1 E: 0 K: 1 S: 17	H: 2 LOB: 2 BB: 1 P: 28	R: 1 E: 0 K: 2 S: 10	H: 1 LOB: 0 BB: 0 P: 16	R: 0 E: 0 K: 1 S: 7	H: 0 LOB: 0 BB: 0 P: 11	R: 0 E: 0 K: 3 S: 16	H: 1 LOB: 1 BB: 0 P: 17	R: 0 E: 0 K: 2 S: 12	H: 1 LOB: 1 BB: 0 P: 15	R: 1 E: 0 K: 0 S: 6	H: 1 LOB: 1 BB: 0 P: 10	R: 0 E: 0 K: 0 S: 7	H: 1 LOB: 1 BB: 0 P: 12	1B: 3 2B: 3 3B: 0 HR: 1	SF: 1 SAC: 1 DP: 1 HBP: 0	WP: 0 PA: 32 PB: 1 SB: 1 CS: 0
PITCHER	IP WLS BF H R ER SO BB IBB HBP BLK WP HR S P ERA WHIP	IP WLS BF H R ER SO BB IBB HBP BLK WP HR S P ERA WHIP	IP WLS BF H R ER SO BB IBB HBP BLK WP HR S P ERA WHIP	IP WLS BF H R ER SO BB IBB HBP BLK WP HR S P ERA WHIP	IP WLS BF H R ER SO BB IBB HBP BLK WP HR S P ERA WHIP	IP WLS BF H R ER SO BB IBB HBP BLK WP HR S P ERA WHIP	IP WLS BF H R ER SO BB IBB HBP BLK WP HR S P ERA WHIP	IP WLS BF H R ER SO BB IBB HBP BLK WP HR S P ERA WHIP	IP WLS BF H R ER SO BB IBB HBP BLK WP HR S P ERA WHIP	IP WLS BF H R ER SO BB IBB HBP BLK WP HR S P ERA WHIP	IP WLS BF H R ER SO BB IBB HBP BLK WP HR S P ERA WHIP	IP WLS BF H R ER SO BB IBB HBP BLK WP HR S P ERA WHIP	IP WLS BF H R ER SO BB IBB HBP BLK WP HR S P ERA WHIP	IP WLS BF H R ER SO BB IBB HBP BLK WP HR S P ERA WHIP	IP WLS BF H R ER SO BB IBB HBP BLK WP HR S P ERA WHIP	IP WLS BF H R ER SO BB IBB HBP BLK WP HR S P ERA WHIP			
Curt Schilling, R ERA: 1.99	(1, 1)	8.0	L	32	7	3	2	10	1	0	0	0	0	0	0	0	2.25	1.000	



Batter	1	2	3	4	5	6	7	8	9	AB	R	H	RBI	BB	SO	LOB	TOP				
Quilvio Veras, S OBP: 0.406, SLG: 0.343	(1,4) K		(4,0) BB			(1,2) F8-4-3 1B		(1,0) F7		3	0	1	0	1	1	1	San Diego Padres @ Pittsburgh Pirates Three Rivers Stadium, Pittsburgh, PA Tue May 19 1998, 7:05 PM EDT Att: 10,493 - Unknown - 86 F				
Steve Finley, L OBP: 0.242, SLG: 0.343	(1,8) F7		(1,0) P2			(3,2) F8-4-3 1-2			(2,3) K	4	0	0	0	0	1	2					
Tony Gwynn, L OBP: 0.407, SLG: 0.529	(1,9) G5-3			(3,1) 1B		(2,0) G4-3			(0,0) 2B	4	0	2	0	0	0	0					
Wally Joyner, L OBP: 0.389, SLG: 0.508		(2,1) F7		(3,3) K			(1,1) L8		(1,3) K	4	0	0	0	0	2	2					
Greg Vaughn, R OBP: 0.362, SLG: 0.594		(0,0) FC5-4 1B		(2,1) F8			(1,2) F8		(2,2) G3-1	4	0	1	0	0	0	2					
Carlos Hernandez, R OBP: 0.327, SLG: 0.388		(2,1) FC5-4 1-2 FC6-4		(0,0) P4			(2,0) P2			3	0	0	0	0	0	2					
Ed Giovanola, L OBP: 0.322, SLG: 0.370		(2,0) FC6-4 1-2			(2,2) G4-3			(2,3) K		3	0	0	0	0	1	1					
Chris Gomez, R OBP: 0.309, SLG: 0.318			(0,1) L9		(0,3) K			(1,1) G1-3		3	0	0	0	0	1	0					
Joey Hamilton, R OBP: 0.087, SLG: 0.087	(1,1) G5-3				(1,0) F8					2	0	0	0	0	0	0					
Mark Sweeney, L OBP: 0.327, SLG: 0.333 (8, PH)								(1,2) 2B		1	0	1	0	0	0	0					
Carlos Reyes, S (8, 1)										0	0	0	0	0	0	0					
Ben Van Ryn, L (8, 1)										0	0	0	0	0	0	0					
Inning Stats	R: 0 E: 0 K: 1 S: 8	H: 0 LOB: 0 BB: 0 P: 11	R: 0 E: 0 K: 0 S: 6	H: 1 LOB: 1 BB: 0 P: 12	R: 0 E: 0 K: 0 S: 4	H: 0 LOB: 1 BB: 1 P: 9	R: 0 E: 0 K: 1 S: 10	H: 1 LOB: 0 BB: 0 P: 18	R: 0 E: 0 K: 1 S: 8	H: 0 LOB: 0 BB: 0 P: 11	R: 0 E: 0 K: 0 S: 6	H: 0 LOB: 0 BB: 0 P: 10	R: 0 E: 0 K: 1 S: 12	H: 1 LOB: 1 BB: 0 P: 17	R: 0 E: 0 K: 2 S: 11	H: 1 LOB: 1 BB: 0 P: 16	1B: 3 2B: 3 3B: 0 HR: 0	SF: 0 SAC: 0 DP: 1 HBP: 0	WP: 0 PB: 0 SB: 1 CS: 0	PA: 32	
PITCHER	IP	WLS	BF	H	R	ER	SO	BB	IBB	HBP	BLK	WP	HR	S	P	ERA	WHIP				
Jose Silva, R ERA: 3.83	(1,1) 8.0	W	28	4	0	0	4	1	0	0	0	0	0	63	103	0.00	0.625				
Ricardo Rincon, L ERA: 0.51	(9,1) 0.2		3	1	0	0	2	0	0	0	0	0	0	7	10	0.00	1.500				
Rich Loiselle, R ERA: 3.27	(9,1) 0.1	S	1	0	0	0	0	0	0	0	0	0	0	4	6	0.00	0.000				

AB 31
R 0
H 5
RBI 0
BB 1
SO 6
LOB 10



Batter	1	2	3	4	5	6	7	8	9	AB	R	H	RBI	BB	SO	LOB	BOTTOM				
Tony Womack, L OBP: 0.300, SLG: 0.273	(1,4) SH1-3 FC5-2 1B BB	(1,2) FC1-6 None			(0,0) L3		(0,1) FC4-6 1B	(1,2) FC5-2 HBP		4	0	1	0	1	0	4	San Diego Padres @ Pittsburgh Pirates Three Rivers Stadium, Pittsburgh, PA Tue May 19 1998, 7:05 PM EDT Att: 10,493 - Unknown - 86 F				
Al Martin, L OBP: 0.287, SLG: 0.384	(1,7) WP SH1-3 1B	(3,1) 1 SAFE	(1,1) G6-3		(0,1) L4		(1,0) F9	(1,0) FC6-4 HBP		5	0	1	0	0	0	3					
Ricardo Rincon, L (9,1)										0	0	0	0	0	0	0					
Rich Loiselle, R (9,1)										0	0	0	0	0	0	0					
18 Jason Kendall, R OBP: 0.399, SLG: 0.494	(1,2) SH1-3 1-2 2-3		(4,0) S 3B BB		(3,3) K		(1,0) FC4-6 1B 1-2	(1,1) FC6-4 1-2		3	1	0	0	1	1	4					
Mark Smith, R OBP: 0.132, SLG: 0.063	(1,3) FC5-2 BB		(2,1) F8			(0,0) 1B 2B	(1,0) 1B			3	1	1	0	0	0	3					
Kevin Young, R OBP: 0.324, SLG: 0.485	(7,3) 3H						(1,2) 1B			1	0	1	0	0	0	0					
Jermaine Allensworth, R OBP: 0.377, SLG: 0.486	(1,8) 4-2 1-2 2-3		(1,1) 1H 3B			(1,1) G6-3	(2,3) K			3	0	1	1	1	1	3					
Jose Guillen, R OBP: 0.390, SLG: 0.535	(1,9) 1-3 K		(3,2) F7			(0,0) G3 2H 1B		(1,0) 1B SF7 2B		4	1	2	1	0	1	4					
Doug Strange, S OBP: 0.287, SLG: 0.250		(3,2) FC1-6 1B		(0,3) K		(0,0) G3		(1,0) WP SF7 FC5-2 1B		4	0	2	0	0	1	1					
Kevin Polcovich, R OBP: 0.200, SLG: 0.214 (8, PR) (9,5)										0	0	0	0	0	0	0					
Lou Collier, R OBP: 0.317, SLG: 0.420	(1,6) 3-2 1-2		(3,2) FC1-6 1B		(0,2) G5-3		(4,0) IBB		(0,1) SF7	2	0	1	1	1	0	0					
Jose Silva, R (1,1)										3	0	0	0	0	0	4					
Turner Ward, S OBP: 0.345, SLG: 0.361 (8, PH) (9,7)			(1,2) F2		(0,2) G4-3		(1,2) F9		(1,0) FC5-2 WP HBP	0	0	0	0	0	0	0					
Inning Stats	R: 0 E: 0 K: 1 S: 12	H: 1 LOB: 3 BB: 2 P: 23	R: 0 E: 0 K: 0 S: 16	H: 2 LOB: 1 BB: 0 P: 27	R: 1 E: 0 K: 0 S: 14	H: 1 LOB: 1 BB: 1 P: 25	R: 0 E: 0 K: 1 S: 9	H: 0 LOB: 0 BB: 0 P: 9	R: 0 E: 0 K: 0 S: 7	H: 0 LOB: 0 BB: 0 P: 10	R: 1 E: 0 K: 0 S: 8	H: 2 LOB: 2 BB: 1 P: 14	R: 0 E: 0 K: 1 S: 8	H: 2 LOB: 2 BB: 0 P: 13	R: 1 E: 0 K: 0 S: 9	H: 2 LOB: 3 BB: 0 P: 15	1B: 7 2B: 2 3B: 1 HR: 0	SF: 1 SAC: 1 DP: 0 HBP: 2	WP: 2 PB: 0 SB: 1 CS: 0	PA: 40	
PITCHER	IP	WLS	BF	H	R	ER	SO	BB	IBB	HBP	BLK	WP	HR	S	P	ERA	WHIP				
Joey Hamilton, R ERA: 5.37	(1,1) 7.0	L	33	8	2	2	4	3	1	0	0	1	0	74	121	2.57	1.571				
Carlos Reyes, R ERA: 1.93	(8,1) 0.1		4	2	1	1	0	0	0	1	0	0	0	4	7	27.00	6.000				
Ben Van Ryn, L ERA: 5.06	(8,1) 0.2		3	0	0	0	0	0	0	1	0	1	0	5	8	0.00	0.000				

AB 32
R 3
H 10
RBI 3
BB 4
SO 4
LOB 26



Batter	1	2	3	4	5	6	7	8	9	AB	R	H	RBI	BB	SO	LOB	TOP									
Quilvio Veras, S OBP: 0.409, SLG: 0.343	F7			SH1-3 1B		1B HBP			G5-3	3	0	1	0	0	0	0	San Diego Padres @ Pittsburgh Pirates Three Rivers Stadium, Pittsburgh, PA Wed May 20 1998, 7:05 PM EDT Unknown - 83 F									
Steve Finley, L OBP: 0.245, SLG: 0.348	K			SH1-3		1B			1B 2B	3	1	2	0	0	1	0										
Tony Gwynn, L OBP: 0.404, SLG: 0.522	G6-3			F7		G1-3			2B G5-3 1B	4	1	1	0	0	0	3										
Wally Joyner, L OBP: 0.385, SLG: 0.508		G3-1		G4-3			L9		2B 1B	4	0	1	1	0	0	1										
Mark Sweeney, L OBP: 0.309, SLG: 0.313 Greg Vaughn, R (9, PH) OBP: 0.360, SLG: 0.590	L6				P5		F7		G5-3	3	0	0	0	0	0	0										
Greg Myers, L OBP: 0.294, SLG: 0.351 Eddie Williams, R (9, PH) OBP: 0.267, SLG: 0.214	G1-3				L6		K		G3	3	0	0	0	0	1	0										
Ed Giovanola, L OBP: 0.306, SLG: 0.351			G4-3		G1-3			L8		3	0	0	0	0	0	0										
Chris Gomez, R OBP: 0.310, SLG: 0.319			K					K		3	0	1	0	0	2	0										
Andy Ashby, R OBP: 0.063, SLG: 0.083 Archi Cianfrocco, R OBP: 0.211, SLG: 0.254 Carlos Reyes, S			K					G4-3		2	0	0	0	0	2	0										
										1	0	0	0	0	0	0										
										0	0	0	0	0	0	0										
Inning Stats	R: 0 E: 0 K: 1 S: 8	H: 0 LOB: 0 BB: 0 P: 14	R: 0 E: 0 K: 0 S: 7	H: 0 LOB: 0 BB: 0 P: 9	R: 0 E: 0 K: 2 S: 8	H: 0 LOB: 0 BB: 0 P: 11	R: 0 E: 0 K: 0 S: 7	H: 1 LOB: 1 BB: 0 P: 12	R: 0 E: 0 K: 0 S: 8	H: 0 LOB: 0 BB: 0 P: 12	R: 0 E: 0 K: 1 S: 10	H: 2 LOB: 2 BB: 0 P: 15	R: 0 E: 0 K: 1 S: 9	H: 0 LOB: 0 BB: 0 P: 14	R: 0 E: 0 K: 1 S: 6	H: 0 LOB: 0 BB: 0 P: 10	R: 2 E: 0 K: 0 S: 12	H: 3 LOB: 1 BB: 0 P: 20	1B: 5 2B: 1 3B: 0 HR: 0	SF: 0 SAC: 1 DP: 0 HBP: 1	WP: 0 PB: 0 SB: 0 CS: 0	PA: 33				
PITCHER	IP	WLS	BF	H	R	ER	SO	BB	IBB	HBP	BLK	WP	HR	S	P	ERA	WHIP									
67 Francisco Cordova, R ERA: 2.35	(1, 1)	8.1	W	31	6	2	2	6	0	0	1	0	0	0	71	110	2.16	0.720								
Jason Christiansen, L ERA: 0.95	(9, 1)	0.1		1	0	0	0	0	0	0	0	0	0	2	3	0.00	0.000									
Rich Loiselle, R ERA: 3.22	(9, 1)	0.1	S	1	0	0	0	0	0	0	0	0	0	2	4	0.00	0.000									

AB	31
R	2
H	6
RBI	2
BB	0
SO	6
LOB	6



Batter	1	2	3	4	5	6	7	8	9	AB	R	H	RBI	BB	SO	LOB	BOTTOM								
Tony Womack, L OBP: 0.309, SLG: 0.288	K					2B 18 FC6 1B	S 1B			4	1	3	0	0	1	0	San Diego Padres @ Pittsburgh Pirates Three Rivers Stadium, Pittsburgh, PA Wed May 20 1998, 7:05 PM EDT Unknown - 83 F								
Al Martin, L OBP: 0.291, SLG: 0.393	18 F8 18 WP 1B		G1-3			18 FC6 1B 2B	K			4	1	2	0	0	1	2									
18 Jason Kendall, R OBP: 0.390, SLG: 0.481	F8			G1-3		FC6 1B SF7		G6-3		4	1	0	1	0	0	2									
Mark Smith, R OBP: 0.146, SLG: 0.086 Kevin Young, R OBP: 0.323, SLG: 0.482	G5-3			F9		S 1B 1B		K		3	1	1	1	0	0	1									
Turner Ward, S OBP: 0.341, SLG: 0.400		G5-3		K		SF7		HR		3	1	1	2	0	1	0									
Jose Guillen, R OBP: 0.392, SLG: 0.534		G6-3			G5-3	1B		1B		4	0	2	1	0	0	0									
Doug Strange, S OBP: 0.257, SLG: 0.240		G4-1			L4	G3		G3		4	0	0	0	0	0	2									
Kevin Polcovich, R OBP: 0.192, SLG: 0.205			G6-3		L6			G5-3		3	0	0	0	0	0	0									
67 Francisco Cordova, R OBP: 0.080, SLG: 0.080 Jason Christiansen, R OBP: 0.211, SLG: 0.254 Rich Loiselle, R OBP: 0.267, SLG: 0.214			G1-3			G4-3		K		3	0	0	0	0	1	0									
										0	0	0	0	0	0	0									
										0	0	0	0	0	0	0									
Inning Stats	R: 0 E: 0 K: 1 S: 8	H: 1 LOB: 1 BB: 0 P: 13	R: 0 E: 0 K: 0 S: 7	H: 0 LOB: 0 BB: 0 P: 8	R: 0 E: 0 K: 0 S: 8	H: 1 LOB: 1 BB: 0 P: 12	R: 0 E: 0 K: 1 S: 8	H: 0 LOB: 0 BB: 0 P: 12	R: 0 E: 0 K: 0 S: 8	H: 0 LOB: 0 BB: 0 P: 11	R: 4 E: 0 K: 0 S: 18	H: 4 LOB: 1 BB: 0 P: 19	R: 0 E: 0 K: 2 S: 9	H: 1 LOB: 1 BB: 0 P: 13	R: 1 E: 0 K: 1 S: 13	H: 2 LOB: 1 BB: 0 P: 17	1B: 6 2B: 2 3B: 0 HR: 1	SF: 1 SAC: 0 DP: 0 HBP: 0	WP: 1 PB: 0 SB: 2 CS: 0	PA: 34					
PITCHER	IP	WLS	BF	H	R	ER	SO	BB	IBB	HBP	BLK	WP	HR	S	P	ERA	WHIP								
Andy Ashby, R ERA: 2.51	(1, 1)	7.0	L	29	7	4	4	4	0	0	0	0	0	66	88	5.14	1.000								
Carlos Reyes, R ERA: 2.29	(8, 1)	1.0		5	2	1	1	1	0	0	0	0	1	13	17	9.00	2.000								

AB	33
R	5
H	9
RBI	5
BB	0
SO	5
LOB	7



Batter	1	2	3	4	5	6	7	8	9	AB	R	H	RBI	BB	SO	LOB	TOP								
Andy Sheets, R OBP: 0.299, SLG: 0.437 (1, 4)										4	2	2	0	1	0	1	San Diego Padres @ Pittsburgh Pirates Three Rivers Stadium, Pittsburgh, PA Wed May 20 1998, 7:05 PM EDT Att: 17,248 - Unknown - 83 F								
Steve Finley, L OBP: 0.252, SLG: 0.349 (1, 8)										5	2	2	0	0	0	3									
Greg Vaughn, R OBP: 0.372, SLG: 0.610 (1, 7)										3	2	2	3	1	1	1									
Eddie Williams, R OBP: 0.222, SLG: 0.188 Wally Joyner, L OBP: 0.393, SLG: 0.511 Ed Giovanola, L OBP: 0.306, SLG: 0.351 (1, 3)										2	0	0	1	0	0	1									
Ruben Rivera, R OBP: 0.556, SLG: 0.667 (1, 9)										3	0	1	1	1	1	3									
Carlos Hernandez, R OBP: 0.316, SLG: 0.374 (1, 2)										4	0	0	0	0	1	2									
Archi Cianfrocco, R OBP: 0.213, SLG: 0.250 (9, 3)										3	0	0	0	1	0	0									
Chris Gomez, R OBP: 0.302, SLG: 0.309 (1, 6)										4	0	0	0	0	3	1									
Sterling Hitchcock, L OBP: 0.400, SLG: 0.400 Brian Boehringer, S OBP: 1.000, SLG: 1.000 Dan Miceli, R OBP: 1.000, SLG: 1.000 (1, 1)										3	1	1	0	0	1	1									
Inning Stats	R: 1 E: 0 K: 1 S: 12	H: 2 LOB: 1 BB: 0 P: 22	R: 0 E: 0 K: 3 S: 12	H: 0 LOB: 1 BB: 1 P: 20	R: 1 E: 0 K: 0 S: 9	H: 1 LOB: 1 BB: 2 P: 23	R: 0 E: 0 K: 1 S: 10	H: 0 LOB: 0 BB: 0 P: 15	R: 2 E: 0 K: 0 S: 8	H: 2 LOB: 0 BB: 0 P: 16	R: 0 E: 0 K: 0 S: 6	H: 0 LOB: 0 BB: 0 P: 12	R: 4 E: 1 K: 0 S: 18	H: 4 LOB: 1 BB: 0 P: 31	R: 0 E: 0 K: 2 S: 8	H: 0 LOB: 0 BB: 0 P: 13	R: 0 E: 0 K: 1 S: 11	H: 0 LOB: 3 BB: 2 P: 25	1B: 6 2B: 2 3B: 0 HR: 1	SF: 1 SAC: 0 DP: 1 HBP: 2	WP: 0 PB: 2 SB: 0 CS: 1	PA: 42			
PITCHER	IP	WLS	BF	H	R	ER	SO	BB	IBB	HBP	BLK	WP	HR	S	P	ERA	WHIP								
Chris Peters, L ERA: 2.54 (1, 1)	5.0	L	22	5	4	4	5	2	1	0	0	0	1	51	96	7.20	1.400								
Marc Wilkins, R ERA: 3.77 (6, 1)	1.2		8	2	3	3	0	0	0	2	0	0	0	16	30	16.20	1.200								
Jeff Tabaka, L ERA: 3.26 (7, 1)	1.1		6	2	1	1	2	0	0	0	0	0	0	16	26	6.75	1.500								
Javier Martinez, R ERA: 6.14 (9, 1)	1.0		5	0	0	0	1	2	0	0	0	0	0	11	25	0.00	2.000								

Batter	1	2	3	4	5	6	7	8	9	AB	R	H	RBI	BB	SO	LOB	BOTTOM								
Tony Womack, L OBP: 0.303, SLG: 0.282 Doug Strange, S OBP: 0.264, SLG: 0.247 (1, 4)										4	0	0	0	0	0	3	San Diego Padres @ Pittsburgh Pirates Three Rivers Stadium, Pittsburgh, PA Wed May 20 1998, 7:05 PM EDT Att: 17,248 - Unknown - 83 F								
Lou Collier, R OBP: 0.313, SLG: 0.422 (1, 6)										4	0	1	1	0	1	2									
Jose Guillen, R OBP: 0.399, SLG: 0.556 (1, 9)										5	1	3	1	0	1	1									
Kevin Young, R OBP: 0.314, SLG: 0.469 (1, 3)										5	0	0	0	0	2	4									
Jermaine Allensworth, R OBP: 0.381, SLG: 0.486 (1, 8)										4	1	2	0	0	0	1									
Manny Martinez, R OBP: 0.467, SLG: 0.714 Jeff Tabaka, L OBP: 0.295, SLG: 0.396 Al Martin, L OBP: 0.295, SLG: 0.396 Javier Martinez, R OBP: 0.314, SLG: 0.469 (1, 7)										3	0	1	1	0	2	1									
Kevin Polcovich, R OBP: 0.183, SLG: 0.195 (8, 4)										4	0	0	0	0	0	3									
Keith Osik, R OBP: 0.308, SLG: 0.143 (1, 2)										3	0	1	0	1	0	0									
Chris Peters, L OBP: 0.314, SLG: 0.469 Mark Smith, R OBP: 0.143, SLG: 0.143 Marc Wilkins, R OBP: 0.314, SLG: 0.469 Turner Ward, S OBP: 0.344, SLG: 0.403 (1, 1)										0	0	0	0	0	0	0									
Inning Stats	R: 0 E: 0 K: 0 S: 9	H: 1 LOB: 1 BB: 0 P: 15	R: 1 E: 0 K: 0 S: 16	H: 3 LOB: 2 BB: 0 P: 27	R: 1 E: 0 K: 1 S: 6	H: 1 LOB: 0 BB: 0 P: 11	R: 0 E: 0 K: 1 S: 7	H: 0 LOB: 0 BB: 0 P: 10	R: 0 E: 0 K: 2 S: 11	H: 1 LOB: 1 BB: 0 P: 13	R: 0 E: 1 K: 1 S: 7	H: 0 LOB: 2 BB: 1 P: 13	R: 0 E: 0 K: 1 S: 10	H: 2 LOB: 2 BB: 0 P: 19	R: 1 E: 0 K: 1 S: 16	H: 3 LOB: 2 BB: 0 P: 19	1B: 9 2B: 1 3B: 0 HR: 1	SF: 1 SAC: 1 DP: 0 HBP: 0	WP: 0 PB: 0 SB: 1 CS: 0	PA: 40					
PITCHER	IP	WLS	BF	H	R	ER	SO	BB	IBB	HBP	BLK	WP	HR	S	P	ERA	WHIP								
Sterling Hitchcock, L ERA: 4.0 (1, 1)	6.2	W	28	6	2	2	5	1	0	0	0	0	0	62	100	2.70	1.050								
Brian Boehringer, R ERA: 4.78 (7, 1)	1.1		6	2	0	0	1	0	0	0	0	0	0	11	20	0.00	1.500								
Dan Miceli, R ERA: 3.12 (9, 1)	1.0		6	3	1	1	1	0	0	0	0	0	0	16	19	9.00	3.000								

Batter	1	2	3	4	5	6	7	8	9	AB	R	H	RBI	BB	SO	LOB	TOP			
Quilvio Veras, S (1,4) OBP: 0.399, SLG: 0.333	L7		G4-3		G5-3			G3-1		4	0	0	0	0	0	0	San Diego Padres @ Pittsburgh Pirates Three Rivers Stadium, Pittsburgh, PA Thu May 21 1998, 7:05 PM EDT Att: 10,222 - Unknown - 73 F livebaseballscorecards.com			
Ed Giovannola, L (1,5) OBP: 0.303, SLG: 0.333	K		F8					BB		3	0	0	0	1	1	0				
Tony Gwynn, L (1,9) OBP: 0.406, SLG: 0.525	2B 1B BB		2B					P6		3	1	1	0	1	0	1				
Wally Joyner, L (1,3) OBP: 0.390, SLG: 0.511	1B 2B		F7							4	1	1	0	0	0	1				
Greg Vaughn, R (1,7) OBP: 0.369, SLG: 0.601	1B		G4-3					G6-3		4	0	1	2	0	0	0				
Steve Finley, L (1,8) Eddie Williams, R (9, PH) OBP: 0.254, SLG: 0.349 OBP: 0.211, SLG: 0.176	F7		G1-4-3 1B					F9		3	0	1	0	0	0	1				
Carlos Hernandez, R (1,2) OBP: 0.325, SLG: 0.391			G1-4-3 1B							3	0	2	0	0	0	1				
Andy Sheets, R (1,6) OBP: 0.288, SLG: 0.419	K							K		3	0	0	0	0	3	2				
Kevin Brown, R (1,1) Mark Sweeney, L (8, PH) Donne Wall, R (8,1) OBP: 0.240, SLG: 0.280 OBP: 0.304, SLG: 0.306 OBP: 0.333, SLG: 0.333	K							F8		2	0	0	0	0	2	1				
										1	0	0	0	0	0	0				
										0	0	0	0	0	0	0				
Inning Stats	R: 2 E: 0 K: 1 S: 16	H: 2 LOB: 1 BB: 1 P: 29	R: 0 E: 0 K: 2 S: 8	H: 1 LOB: 0 BB: 0 P: 12	R: 0 E: 0 K: 0 S: 6	H: 1 LOB: 1 BB: 0 P: 10	R: 0 E: 0 K: 0 S: 8	H: 1 LOB: 0 BB: 0 P: 10	R: 0 E: 0 K: 1 S: 10	H: 0 LOB: 0 BB: 0 P: 16	R: 0 E: 0 K: 1 S: 12	H: 1 LOB: 1 BB: 0 P: 17	R: 0 E: 0 K: 0 S: 7	H: 0 LOB: 1 BB: 1 P: 15	R: 0 E: 0 K: 1 S: 11	H: 0 LOB: 0 BB: 0 P: 17	1B: 3 2B: 3 3B: 0 HR: 0	SF: 0 SAC: 0 DP: 1 HBP: 0	WP: 0 PB: 0 SB: 0 CS: 1	PA: 33
PITCHER	IP WLS BF H R ER SO BB IBB HBP BLK WP HR S P ERA WHIP	IP WLS BF H R ER SO BB IBB HBP BLK WP HR S P ERA WHIP																		
Jason Schmidt, R (1,1) ERA: 3.88	8.0 W 30 6 2 2 6 2 0 0 0 0 0 0 77 122 2.25 1.000	1.0 S 3 0 0 0 1 0 0 0 0 0 0 0 11 17 0.00 0.000																		
Ricardo Rincon, L (9,1) ERA: 0.45																				

Batter	1	2	3	4	5	6	7	8	9	AB	R	H	RBI	BB	SO	LOB	BOTTOM			
Tony Womack, L (1,4) OBP: 0.302, SLG: 0.281	G4-3	G4-3		18 G4-6-3 1B		K				4	0	1	0	0	1	2	San Diego Padres @ Pittsburgh Pirates Three Rivers Stadium, Pittsburgh, PA Thu May 21 1998, 7:05 PM EDT Att: 10,222 - Unknown - 73 F livebaseballscorecards.com			
Al Martin, L (1,7) Turner Ward, S (8,7) OBP: 0.300, SLG: 0.399 OBP: 0.344, SLG: 0.403	18 BB FC5-2 1B	P5		18 G4-6-3 1B				E3 18 G4-3		4	0	2	0	0	0	2				
18 Jason Kendall, R (1,2) OBP: 0.392, SLG: 0.479	FC5-2 1B HBP		0-1 2B	1-2 2-3 G4-6-3				G4-3		3	1	1	0	0	3					
Kevin Young, R (1,3) OBP: 0.318, SLG: 0.472	FC5-2 1B BB		0-1 1B	1-2 2-3 G6-3				K		3	1	1	1	1	1					
Jermaine Allensworth, R (1,8) OBP: 0.377, SLG: 0.480	FC5-2		E1 1B 2B					P3		4	1	1	0	0	3					
Jose Guillen, R (1,9) OBP: 0.395, SLG: 0.548	G4-3		2H 3H 1B					L4		4	0	1	0	0	3					
Doug Strange, S (1,5) OBP: 0.264, SLG: 0.257		K G4-3 HBP	1-1 2B	1-2 2-3 F7				K		4	0	1	1	0	2					
Lou Collier, R (1,6) OBP: 0.313, SLG: 0.415		G4-3 HBP	G5-3					G6-3		2	0	0	0	0	1					
Jason Schmidt, R (1,1) Ricardo Rincon, L (9,1) OBP: 0.100, SLG: 0.053 ERA: 1.95	K		K					K		3	0	0	0	3	3					
										0	0	0	0	0	0					
Inning Stats	R: 0 E: 0 K: 0 S: 12	H: 1 LOB: 3 BB: 1 P: 18	R: 0 E: 0 K: 2 S: 9	H: 0 LOB: 2 BB: 0 P: 16	R: 3 E: 1 K: 1 S: 14	H: 5 LOB: 1 BB: 0 P: 17	R: 0 E: 0 K: 0 S: 9	H: 2 LOB: 1 BB: 0 P: 13	R: 0 E: 0 K: 0 S: 9	H: 0 LOB: 0 BB: 0 P: 14	R: 0 E: 0 K: 2 S: 10	H: 0 LOB: 0 BB: 0 P: 12	R: 0 E: 1 K: 1 S: 7	H: 0 LOB: 0 BB: 0 P: 14	R: 0 E: 0 K: 1 S: 7	H: 0 LOB: 0 BB: 0 P: 10	1B: 6 2B: 2 3B: 0 HR: 0	SF: 0 SAC: 0 DP: 1 HBP: 2	WP: 0 PB: 1 SB: 0 CS: 0	PA: 34
PITCHER	IP WLS BF H R ER SO BB IBB HBP BLK WP HR S P ERA WHIP	IP WLS BF H R ER SO BB IBB HBP BLK WP HR S P ERA WHIP																		
Kevin Brown, R (1,1) ERA: 2.52	7.0 L 31 8 3 3 6 1 0 2 0 0 0 7 10 3.86 1.286	1.0 3 0 0 0 1 0 0 0 0 0 0 0 7 10 0.00 0.000																		
Donne Wall, R (8,1) ERA: 1.95																				

Batter	1	2	3	4	5	6	7	8	9	AB	R	H	RBI	BB	SO	LOB	TOP								
Quilvio Veras, S OBP: 0.397, SLG: 0.322 (1,4)	F7		F7		F7	FC6-4		G3		5	0	0	0	0	0	1									
Steve Finley, L OBP: 0.252, SLG: 0.345 (1,8)	2B		F9		F9		F8	K		5	1	1	0	0	1	0									
Tony Gwynn, L OBP: 0.411, SLG: 0.549 (9, PR)	L9		HR				G3		1B	4	1	2	1	1	0	1									
Ruben Rivera, R OBP: 0.556, SLG: 0.667 (9, 9)					BB				2B	0	1	0	0	0	0	0									
Wally Joyner, L OBP: 0.403, SLG: 0.525 (1,3)	1-H		FC5-4		L9		HR		1B	4	2	3	2	1	0	1									
Greg Vaughn, R OBP: 0.375, SLG: 0.643 (1,7)	F7		FC5-4			HR			1B	5	3	3	4	0	0	2									
Greg Myers, L OBP: 0.300, SLG: 0.390 (1,2)		G4-3			P5				HR	5	1	2	2	0	0	1									
Ed Giovannola, L OBP: 0.324, SLG: 0.344 (1,5)		G6-3			1B					4	0	2	0	1	0	1									
Chris Gomez, R OBP: 0.302, SLG: 0.310 (7, PH)																									
Mark Swenseny, L OBP: 0.298, SLG: 0.330 (7, PH)																									
Brian Boehringer, S OBP: 0.505, SLG: 1.000 (7, 1)																									
Ben Van Ryn, L OBP: 0.329, SLG: 0.222 (8, 1)																									
Dan Miceli, R OBP: 0.300, SLG: 1.000 (8, PH)																									
Eddie Williams, R OBP: 0.329, SLG: 0.222 (8, PH)																									
Trevor Hoffman, R OBP: 0.300, SLG: 0.222 (8, 1)																									
Pete Smith, R OBP: 0.188, SLG: 0.071 (1, 1)																									
Donne Wall, R OBP: 0.500, SLG: 0.500 (4, 1)																									
Andy Sheets, R OBP: 0.280, SLG: 0.408 (7, 6)																									
Inning Stats	R: 1 E: 0 K: 0 S: 5	H: 2 LOB: 1 BB: 0 P: 8	R: 0 E: 0 K: 0 S: 9	H: 1 LOB: 1 BB: 0 P: 12	R: 1 E: 0 K: 0 S: 8	H: 1 LOB: 1 BB: 1 P: 15	R: 0 E: 0 K: 1 S: 8	H: 1 LOB: 1 BB: 1 P: 10	R: 0 E: 0 K: 0 S: 6	H: 0 LOB: 1 BB: 1 P: 11	R: 2 E: 0 K: 0 S: 13	H: 4 LOB: 1 BB: 0 P: 16	R: 2 E: 0 K: 0 S: 13	H: 3 LOB: 2 BB: 1 P: 24	R: 0 E: 0 K: 1 S: 7	H: 0 LOB: 0 BB: 0 P: 12	R: 3 E: 0 K: 0 S: 13	H: 4 LOB: 1 BB: 0 P: 23	1B: 9 2B: 3 3B: 0 HR: 4	SF: 0 SAC: 0 DP: 1 HBP: 0	WP: 1 PB: 0 SB: 0 CS: 0	PA: 45			
PITCHER	IP	WLS	BF	H	R	ER	SO	BB	IBB	HBP	BLK	WP	HR	S	P	ERA	WHIP								
Sean Bergman, R ERA: 2.76 (1, 1)	6.0		28	9	4	4	1	2	0	0	0	0	2	49	72	6.00	1.833								
Trevor Miller, L ERA: 3.33 (7, 1)	0.2		6	3	2	2	0	1	0	0	0	0	1	10	18	27.00	6.000								
Doug Henry, R ERA: 2.49 (7, 1)	0.1		1	0	0	0	0	0	0	0	0	0	0	3	6	0.00	0.000								
C.J. Nitkowski, L ERA: 3.68 (8, 1)	1.0	L	5	2	3	3	1	0	0	0	0	0	0	11	19	27.00	2.000								
Bob Scanlan, R ERA: 3.65 (9, 1)	1.0		5	2	0	0	0	0	0	0	0	1	1	9	16	0.00	2.000								

San Diego Padres @ Houston Astros
Astrodome, Houston, TX
Fri May 22 1998, 8:05 PM EDT
Att: 28,550 - Dome - 72 F

AB 42
R 9
H 16
RBI 9
BB 3
SO 2
LOB 15



Batter	1	2	3	4	5	6	7	8	9	AB	R	H	RBI	BB	SO	LOB	BOTTOM									
Craig Biggio, R OBP: 0.410, SLG: 0.546 (1,4)	HR							P4		5	2	3	4	0	0	1										
Derek Bell, R OBP: 0.368, SLG: 0.527 (1,9)	G4-3							K		4	1	0	0	0	2	2										
Bill Spiers, L OBP: 0.339, SLG: 0.333 (9, 3)	G4-3							1B		4	1	1	0	1	1	1										
J.R. Phillips, L OBP: 0.357, SLG: 0.250 (1,3)	1B							BB		4	0	1	1	1	2	1										
Moises Alou, R OBP: 0.411, SLG: 0.599 (1,7)	K							G5		4	0	2	1	0	1	3										
Carl Everett, S OBP: 0.422, SLG: 0.583 (1,8)	K							SH5-3		2	0	1	0	1	1	1										
Ricky Gutierrez, R OBP: 0.392, SLG: 0.383 (1,6)								2B		3	0	0	0	2	0	2										
Brad Ausmus, R OBP: 0.320, SLG: 0.325 (1,2)								1B		4	1	1	0	1	0	6										
Sean Bergman, R OBP: 0.363, SLG: 0.553 (5, PH)										1	0	0	0	0	1	1										
Darby Winters, L OBP: 0.667, SLG: 0.500 (7, PH)										1	1	1	0	0	0	0										
Trevor Miller, L OBP: 0.505, SLG: 1.000 (7, 1)										0	0	0	0	0	0	0										
Doug Henry, R ERA: 4.5 (7, 1)										0	0	0	0	0	0	2										
35 Dave Clark, L OBP: 0.329, SLG: 0.174 (8, 1)										0	0	0	0	0	0	0										
C.J. Nitkowski, L OBP: 0.329, SLG: 0.174 (8, 1)										0	0	0	0	0	0	0										
Bob Scanlan, R OBP: 0.300, SLG: 0.450 (8, 1)										1	0	0	0	0	0	1										
Sean Berry, R OBP: 0.300, SLG: 0.450 (8, 1)										0	0	0	0	0	0	0										
Inning Stats	R: 2 E: 0 K: 2 S: 14	H: 2 LOB: 1 BB: 0 P: 25	R: 1 E: 0 K: 1 S: 10	H: 1 LOB: 1 BB: 1 P: 20	R: 1 E: 0 K: 0 S: 11	H: 1 LOB: 1 BB: 1 P: 19	R: 0 E: 0 K: 1 S: 10	H: 1 LOB: 1 BB: 0 P: 18	R: 0 E: 0 K: 1 S: 12	H: 1 LOB: 2 BB: 1 P: 21	R: 2 E: 0 K: 0 S: 12	H: 2 LOB: 0 BB: 0 P: 16	R: 0 E: 0 K: 0 S: 9	H: 1 LOB: 2 BB: 1 P: 18	R: 0 E: 0 K: 1 S: 11	H: 1 LOB: 2 BB: 1 P: 21	R: 0 E: 0 K: 0 S: 9	H: 0 LOB: 1 BB: 0 P: 13	1B: 6 2B: 2 3B: 0 HR: 2	SF: 1 SAC: 2 DP: 0 HBP: 2	WP: 0 PB: 0 SB: 3 CS: 0	PA: 45				
PITCHER	IP	WLS	BF	H	R	ER	SO	BB	IBB	HBP	BLK	WP	HR	S	P	ERA	WHIP									
Pete Smith, R ERA: 4.98 (1, 1)	3.0		17	5	4	4	3	2	0	1	0	0	0	1	36	65	12.00	2.333								
Donne Wall, R ERA: 2.53 (4, 1)	3.0		14	3	2	2	4	2	0	0	0	0	0	1	33	54	6.00	1.667								
Brian Boehringer, R ERA: 4.5 (7, 1)	1.2		8	2	0	0	1	1	0	0	0	0	0	16	30	0.00	1.800									
Ben Van Ryn, L ERA: 4.5 (8, 1)	0.0		1	0	0	0	0	1	0	0	0	0	0	2	6	=	=									
Dan Miceli, R ERA: 5.06 (8, 1)	0.1	W	1	0	0	0	0	0	0	0	0	0	0	2	3	0.00	0.000									

San Diego Padres @ Houston Astros
Astrodome, Houston, TX
Fri May 22 1998, 8:05 PM EDT
Att: 28,550 - Dome - 72 F

AB 34
R 6
H 10
RBI 6
BB 6
SO 8
LOB 21



Batter	1	2	3	4	5	6	7	8	9	AB	R	H	RBI	BB	SO	LOB	TOP										
Quilvio Veras, S OBP: 0.382, SLG: 0.313	G4-3		K	K		G5-3			F8 G4-3 BB	4	0	0	0	1	2	2											
Tony Gwynn, L OBP: 0.408, SLG: 0.539	G4-3		G4-3				G4-3		G4-3	3	0	0	0	1	0	0											
Steve Finley, L OBP: 0.251, SLG: 0.343									1-2	1	0	0	0	0	0	1											
Greg Vaughn, R OBP: 0.371, SLG: 0.628	L5			F8			K		F8	4	0	0	0	1	1	3											
Ken Caminiti, S OBP: 0.331, SLG: 0.490									K	4	1	2	0	1	2	1											
Eddie Williams, R OBP: 0.217, SLG: 0.190										3	0	0	0	0	0	3											
Wally Joyner, L OBP: 0.400, SLG: 0.521	G6-3		G6-3				L7		F7	1	0	0	0	0	0	1											
Carlos Hernandez, R OBP: 0.322, SLG: 0.381										3	1	0	0	0	1	1											
Ruben Rivera, R OBP: 0.462, SLG: 0.500										4	0	1	1	0	1	2											
Andy Sheets, R OBP: 0.302, SLG: 0.410										2	1	1	0	2	0	1											
24 Mark Langston, R OBP: 0.300, SLG: 0.333										2	0	0	0	0	0	2											
Carlos Reyes, S										0	0	0	0	0	0	0											
Mark Sweeney, L OBP: 0.293, SLG: 0.294										1	0	0	0	0	1	1											
Dan Miceli, R OBP: 1.000, SLG: 1.000										0	0	0	0	0	0	0											
Inning Stats	R: 0 E: 0 K: 0 S: 7	H: 0 LOB: 0 BB: 0 P: 13	R: 1 E: 0 K: 1 S: 12	H: 2 LOB: 2 BB: 1 P: 25	R: 0 E: 0 K: 1 S: 9	H: 1 LOB: 2 BB: 1 P: 19	R: 2 E: 2 K: 2 S: 18	H: 1 LOB: 2 BB: 1 P: 31	R: 0 E: 0 K: 1 S: 6	H: 0 LOB: 0 BB: 0 P: 12	R: 0 E: 0 K: 0 S: 8	H: 0 LOB: 1 BB: 1 P: 12	R: 0 E: 0 K: 1 S: 12	H: 0 LOB: 1 BB: 1 P: 22	R: 0 E: 0 K: 1 S: 12	H: 0 LOB: 1 BB: 0 P: 18	R: 0 E: 0 K: 1 S: 9	H: 0 LOB: 1 BB: 1 P: 16	1B: 3 2B: 1 3B: 0 HR: 0	SF: 0 SAC: 1 DP: 0 HBP: 1	WP: 0 PB: 0 SB: 0 CS: 0	PA: 40					
PITCHER	IP	WLS	BF	H	R	ER	SO	BB	IBB	HBP	BLK	WP	HR	S	P	ERA	WHIP										
Mike Hampton, L ERA: 2.4	(1, 1)	6.0	28	4	3	1	5	4	0	0	0	0	0	60	112	1.50	1.333										
Bob Scanlan, R ERA: 3.52	(7, 1)	1.2	7	0	0	0	1	1	0	1	0	0	0	18	32	0.00	0.600										
Trever Miller, L ERA: 3.31	(8, 1)	0.1	W	1	0	0	1	0	0	0	0	0	0	6	8	0.00	0.000										
Billy Wagner, L ERA: 2.41	(9, 1)	1.0	S	4	0	0	1	1	0	0	0	0	0	9	16	0.00	1.000										

San Diego Padres @ Houston Astros
Astrodome, Houston, TX
Sat May 23 1998, 8:05 PM EDT
Att: 36,281 - Dome - 72 F

AB 32
R 3
H 4
RBI 1
BB 6
SO 8
LOB 18



Batter	1	2	3	4	5	6	7	8	9	AB	R	H	RBI	BB	SO	LOB	BOTTOM										
Craig Biggio, R OBP: 0.311, SLG: 0.543	K							F9		3	0	1	1	0	1	0											
Derek Bell, R OBP: 0.366, SLG: 0.519	G5-3									3	1	0	0	1	1	2											
Sean Berry, R OBP: 0.361, SLG: 0.471	G5-3									4	1	1	2	0	1	0											
Billy Wagner, L										0	0	0	0	0	0	0											
Moises Alou, R OBP: 0.407, SLG: 0.590										4	1	1	0	0	1	0											
Richard Hidalgo, R OBP: 0.296, SLG: 0.382										4	0	2	0	0	0	0											
Ricky Gutierrez, R OBP: 0.391, SLG: 0.382										3	0	1	1	0	1	1											
Bob Scanlan, R										0	0	0	0	0	0	0											
Trever Miller, R OBP: 0.500, SLG: 1.000										0	0	0	0	0	0	0											
Tim Bogar, R OBP: 0.241, SLG: 0.208										0	0	0	0	0	0	0											
J.R. Phillips, L OBP: 0.353, SLG: 0.267										3	0	1	0	0	1	0											
Brad Ausmus, R OBP: 0.320, SLG: 0.320										2	0	0	0	1	1	0											
Mike Hampton, R OBP: 0.321, SLG: 0.280										2	1	1	0	0	0	3											
Bill Spiers, L OBP: 0.336, SLG: 0.330										1	0	0	0	0	0	0											
Inning Stats	R: 0 E: 0 K: 1 S: 8	H: 0 LOB: 0 BB: 0 P: 15	R: 0 E: 0 K: 1 S: 6	H: 1 LOB: 0 BB: 0 P: 8	R: 1 E: 0 K: 2 S: 12	H: 2 LOB: 1 BB: 0 P: 21	R: 1 E: 0 K: 0 S: 16	H: 4 LOB: 3 BB: 1 P: 34	R: 0 E: 0 K: 1 S: 7	H: 0 LOB: 0 BB: 0 P: 12	R: 0 E: 0 K: 1 S: 8	H: 0 LOB: 0 BB: 0 P: 13	R: 0 E: 0 K: 1 S: 12	H: 1 LOB: 0 BB: 1 P: 21	R: 2 E: 0 K: 0 S: 12	H: 1 LOB: 0 BB: 1 P: 21	1B: 6 2B: 1 3B: 0 HR: 1	SF: 0 SAC: 0 DP: 2 HBP: 1	WP: 0 PB: 0 SB: 0 CS: 0	PA: 32							
PITCHER	IP	WLS	BF	H	R	ER	SO	BB	IBB	HBP	BLK	WP	HR	S	P	ERA	WHIP										
24 Mark Langston, L ERA: 6.16	(1, 1)	3.2	17	7	2	2	4	1	0	0	0	0	0	39	72	4.91	2.182										
Carlos Reyes, R ERA: 1.96	(4, 1)	3.1	10	0	0	0	3	0	0	1	0	0	0	25	42	0.00	0.000										
Dan Miceli, R ERA: 3.62	(8, 1)	1.0	L	5	1	2	2	1	0	0	0	0	1	12	21	18.00	2.000										

San Diego Padres @ Houston Astros
Astrodome, Houston, TX
Sat May 23 1998, 8:05 PM EDT
Att: 36,281 - Dome - 72 F

AB 29
R 4
H 8
RBI 4
BB 2
SO 7
LOB 6



Batter	1	2	3	4	5	6	7	8	9	AB	R	H	RBI	BB	SO	LOB	TOP			
Quilvo Veras, S OBP: 0.377, SLG: 0.310	P4		K		G4-3		G4-6-3 1B		FC6-4 1B	5	0	1	0	0	1	1	San Diego Padres @ Houston Astros Astrodome, Houston, TX Sun May 24, 1998, 8:05 PM EDT Att: 25,701 - Dome - 72 F			
Steve Finley, L OBP: 0.255, SLG: 0.347	HBP			E 1B	K		G4-6-3 1B			4	1	2	0	0	1	1				
Greg Vaughn, R OBP: 0.366, SLG: 0.616	P5		E FC5-2 1B	K	K		F7		P4	5	0	1	0	0	1	3				
Ken Caminiti, S OBP: 0.344, SLG: 0.495 Ed Giovannola, L OBP: 0.324, SLG: 0.344	K		E8 FC5-2 1B			BB 1B		G4-6-3 1B		3	1	2	1	1	1	1				
Ruben Rivera, R OBP: 0.471, SLG: 0.462		G5-4-3 BB	FC5-2 1B	K		K		G4-6-3 1B		3	0	1	0	1	1	3				
Carlos Hernandez, R OBP: 0.331, SLG: 0.388 Tony Gwynn, L OBP: 0.465, SLG: 0.536 Greg Myers, L OBP: 0.300, SLG: 0.390	G5-4-3		FC5-2 1B			BB 1B		G4-6-3		3	0	2	1	0	0	1				
Eddie Williams, R OBP: 0.231, SLG: 0.174 Mark Sweeney, L OBP: 0.288, SLG: 0.288	F8		FC5-2 1B			BB 1B		G4-6-3		1	0	0	0	0	0	2				
Chris Gomez, R OBP: 0.307, SLG: 0.306			F7	P2				L6		2	0	0	0	1	1	2				
Joey Hamilton, R OBP: 0.077, SLG: 0.077 Brian Boehringer, S OBP: 0.299, SLG: 0.405	K		K			B5-3				1	0	0	0	0	0	0				
Inning Stats	R: 0 E: 0 K: 1 S: 12	H: 0 LOB: 1 BB: 0 P: 18	R: 0 E: 0 K: 0 S: 6	H: 0 LOB: 0 BB: 1 P: 12	R: 0 E: 0 K: 2 S: 8	H: 0 LOB: 0 BB: 0 P: 10	R: 2 E: 1 K: 1 S: 18	H: 4 LOB: 3 BB: 1 P: 29	R: 0 E: 0 K: 2 S: 9	H: 1 LOB: 3 BB: 2 P: 10	R: 0 E: 0 K: 0 S: 7	H: 1 LOB: 0 BB: 0 P: 9	R: 0 E: 0 K: 0 S: 7	H: 2 LOB: 2 BB: 0 P: 10	R: 0 E: 0 K: 1 S: 16	H: 1 LOB: 2 BB: 1 P: 25		1B: 9 2B: 0 3B: 0 HR: 0	SF: 0 SAC: 0 DP: 3 HBP: 1	WP: 0 PB: 0 SB: 1 CS: 0
PITCHER	IP	WLS	BF	H	R	ER	SO	BB	IBB	HBP	BLK	WP	HR	S	P	ERA	WHIP			
Pete Schourek, L ERA: 3.26	5.1	W	24	5	2	2	7	3	0	1	0	0	0	61	94	3.38	1.500			
C.J. Nitkowski, L ERA: 3.52	1.1		5	1	0	0	1	1	0	0	0	0	0	9	14	0.00	1.500			
Doug Henry, R ERA: 2.35	1.1		5	2	0	0	0	0	0	0	0	0	0	10	14	0.00	1.500			
Billy Wagner, L ERA: 2.29	1.0	S	5	1	0	0	1	1	0	0	0	0	0	16	25	0.00	2.000			

Batter	1	2	3	4	5	6	7	8	9	AB	R	H	RBI	BB	SO	LOB	BOTTOM			
Craig Biggio, R OBP: 0.308, SLG: 0.534	L8		L7		E FC6 FC4-6 BB		SH1	G6-3		3	1	0	0	1	0	1	San Diego Padres @ Houston Astros Astrodome, Houston, TX Sun May 24, 1998, 8:05 PM EDT Att: 25,701 - Dome - 72 F			
Derek Bell, R OBP: 0.373, SLG: 0.519	1B		1B		FC6 FC4-6		3B			2	1	1	0	2	0	1				
Bill Spiers, L OBP: 0.342, SLG: 0.356	K		1B		FC4-6 1B		3B			4	1	2	3	0	1	2				
Moises Alou, R OBP: 0.409, SLG: 0.586	F8		G5-3		1B		IBB			3	0	1	1	1	0	4				
35 Dave Clark, L OBP: 0.190, SLG: 0.105 C.J. Nitkowski, L	F9		K		F7		K			3	0	0	0	0	1	1				
Tim Bogar, R OBP: 0.236, SLG: 0.204			K				K			0	0	0	0	0	0	0				
J.R. Phillips, L OBP: 0.333, SLG: 0.222	K		K2-3				G4-3	FC6-4 IBB		3	0	0	0	1	2	0				
Ricky Gutierrez, R OBP: 0.385, SLG: 0.373 Doug Henry, R OBP: 0.236, SLG: 0.204	K		K				G5-3	FC6-4		3	0	0	0	0	2	0				
Billy Wagner, L										1	0	0	0	0	0	3				
Brad Ausmus, R OBP: 0.325, SLG: 0.326	F8		F8		SH2-4 FC6 1B		G4-3			4	1	2	0	0	0	0				
Pete Schourek, L OBP: 0.200, SLG: 0.200 Richard Hidalgo, R OBP: 0.299, SLG: 0.393	1B		1B		SH2-4		SH1	3B	K	1	0	1	0	0	0	1				
Inning Stats	R: 0 E: 0 K: 1 S: 9	H: 1 LOB: 1 BB: 0 P: 15	R: 0 E: 0 K: 2 S: 11	H: 0 LOB: 0 BB: 0 P: 17	R: 0 E: 0 K: 0 S: 5	H: 2 LOB: 3 BB: 1 P: 15	R: 0 E: 0 K: 3 S: 12	H: 0 LOB: 0 BB: 0 P: 17	R: 3 E: 1 K: 0 S: 9	H: 2 LOB: 1 BB: 1 P: 18	R: 0 E: 0 K: 0 S: 6	H: 0 LOB: 0 BB: 0 P: 9	R: 2 E: 0 K: 1 S: 17	H: 2 LOB: 3 BB: 3 P: 33	R: 0 E: 0 K: 1 S: 10	H: 1 LOB: 0 BB: 0 P: 14	1B: 6 2B: 1 3B: 1 HR: 0	SF: 0 SAC: 2 DP: 0 HBP: 0	WP: 0 PB: 0 SB: 1 CS: 1	PA: 37
PITCHER	IP	WLS	BF	H	R	ER	SO	BB	IBB	HBP	BLK	WP	HR	S	P	ERA	WHIP			
Joey Hamilton, R ERA: 5.14	6.1	L	31	7	5	2	6	3	1	0	0	0	0	59	107	2.84	1.579			
Brian Boehringer, R ERA: 4.25	1.2		6	1	0	0	2	0	1	0	0	0	0	20	31	0.00	0.600			

AB 33
R 2
H 9
RBI 2
BB 5
SO 9
LOB 26



AB 30
R 5
H 8
RBI 4
BB 5
SO 8
LOB 15



Batter	1	2	3	4	5	6	7	8	9	AB	R	H	RBI	BB	SO	LOB	TOP					
Quilvio Veras, S OBP: 0.369, SLG: 0.302	F9		G6-3			G5-3		K		4	0	0	0	0	1	0						
Steve Finley, L OBP: 0.255, SLG: 0.354	K		G4-3						F8	4	0	1	0	0	1	0						
Tony Gwynn, L OBP: 0.402, SLG: 0.526	G4-3		G3						K	3	0	0	0	1	1	0						
Ken Caminiti, S OBP: 0.349, SLG: 0.491		HR				G6-4-3			K	3	1	1	0	1	1	2						
Greg Vaughn, R OBP: 0.366, SLG: 0.628		HR								3	1	1	2	0	1	1						
Carlos Hernandez, R OBP: 0.331, SLG: 0.387										3	0	1	0	0	0	1						
Eddie Williams, R OBP: 0.207, SLG: 0.154										3	0	0	0	0	1	1						
Andy Sheets, R OBP: 0.292, SLG: 0.395										2	0	0	0	0	1	1						
Mark Swenney, L OBP: 0.293, SLG: 0.283										1	0	0	0	0	0	0						
Chris Gomez, R OBP: 0.307, SLG: 0.306										0	0	0	0	0	0	0						
Andy Ashby, R OBP: 0.074, SLG: 0.074										3	0	0	0	0	2	1						
Inning Stats	R: 0 E: 0 K: 1 S: 5	H: 0 LOB: 0 BB: 0 P: 8	R: 2 E: 0 K: 0 S: 13	H: 2 LOB: 1 BB: 1 P: 18	R: 0 E: 0 K: 0 S: 6	H: 0 LOB: 0 BB: 0 P: 10	R: 0 E: 0 K: 0 S: 10	H: 1 LOB: 0 BB: 0 P: 13	R: 0 E: 0 K: 2 S: 10	H: 0 LOB: 0 BB: 0 P: 14	R: 0 E: 0 K: 0 S: 5	H: 1 LOB: 1 BB: 1 P: 15	R: 0 E: 0 K: 2 S: 8	H: 0 LOB: 0 BB: 0 P: 11	R: 0 E: 0 K: 2 S: 9	H: 0 LOB: 0 BB: 0 P: 10	R: 0 E: 0 K: 2 S: 8	H: 0 LOB: 0 BB: 0 P: 10	1B: 2 2B: 0 3B: 1 HR: 1	SF: 0 SAC: 0 DP: 2 HBP: 0	WP: 0 PB: 0 SB: 0 CS: 0	PA: 31
PITCHER	IP	WLS	BF	H	R	ER	SO	BB	IBB	HBP	BLK	WP	HR	S	P	ERA	WHIP					
Omar Daal, L ERA: 2.78	(1, 1)	7.0	25	4	2	2	5	2	0	0	0	0	1	57	89	2.57	0.857					
Russ Springer, R ERA: 2.74	(8, 1)	1.0	W	3	0	0	2	0	0	0	0	0	0	9	10	0.00	0.000					
Gregg Olson, R ERA: 3.22	(9, 1)	1.0	S	3	0	0	2	0	0	0	0	0	0	8	10	0.00	0.000					

San Diego Padres @ Arizona Diamondbacks
Bank One Ballpark, Phoenix, AZ
Mon May 25 1998, 10:05 PM EDT
Att: 45,367 - Dome - 72 F

livebaseballscores.com

AB	29
R	2
H	4
RBI	2
BB	2
SO	9
LOB	7



Batter	1	2	3	4	5	6	7	8	9	AB	R	H	RBI	BB	SO	LOB	BOTTOM				
Andy Fox, L OBP: 0.339, SLG: 0.373	P4							G3		4	0	0	0	0	1	1					
David Dellucci, L OBP: 0.344, SLG: 0.476	G3-1									4	1	1	0	0	2	0					
Devon White, S OBP: 0.344, SLG: 0.475	2B									3	1	1	0	1	0	1					
Travis Lee, L OBP: 0.353, SLG: 0.478	2B									3	0	1	1	1	1	1					
Jorge Fabregas, L OBP: 0.304, SLG: 0.287	G6-3									4	0	0	0	0	0	3					
Gregg Olson, R OBP: 0.500, SLG: 2.000										0	0	0	0	0	0	0					
Jay Bell, R OBP: 0.330, SLG: 0.392		HR								3	1	2	1	0	0	0					
Brent Brede, L OBP: 0.293, SLG: 0.341		L3								3	0	0	0	0	0	1					
Andy Stankiewicz, R OBP: 0.250, SLG: 0.240		L6								3	0	0	0	0	0	1					
Omar Daal, L OBP: 0.429, SLG: 0.200										2	0	1	0	0	1	0					
Tony Batista, R OBP: 0.313, SLG: 0.317										1	0	0	0	0	0	1					
Russ Springer, R										0	0	0	0	0	0	0					
Kelly Stinnett, R OBP: 0.360, SLG: 0.494										0	0	0	0	0	0	0					
Inning Stats	R: 1 E: 0 K: 0 S: 10	H: 2 LOB: 1 BB: 0 P: 15	R: 1 E: 0 K: 1 S: 11	H: 2 LOB: 1 BB: 0 P: 16	R: 0 E: 0 K: 1 S: 14	H: 0 LOB: 1 BB: 1 P: 25	R: 0 E: 0 K: 0 S: 6	H: 0 LOB: 0 BB: 0 P: 8	R: 0 E: 0 K: 2 S: 8	H: 0 LOB: 0 BB: 0 P: 10	R: 0 E: 0 K: 1 S: 9	H: 0 LOB: 0 BB: 0 P: 11	R: 0 E: 0 K: 0 S: 7	H: 1 LOB: 1 BB: 0 P: 8	R: 1 E: 1 K: 0 S: 15	H: 1 LOB: 1 BB: 1 P: 25	1B: 2 2B: 3 3B: 0 HR: 1	SF: 0 SAC: 0 DP: 0 HBP: 0	WP: 1 PB: 0 SB: 1 CS: 0	PA: 32	
PITCHER	IP	WLS	BF	H	R	ER	SO	BB	IBB	HBP	BLK	WP	HR	S	P	ERA	WHIP				
Andy Ashby, R ERA: 2.49	(1, 1)	8.0	L	32	6	3	2	6	1	1	0	0	1	80	118	2.25	0.875				

San Diego Padres @ Arizona Diamondbacks
Bank One Ballpark, Phoenix, AZ
Mon May 25 1998, 10:05 PM EDT
Att: 45,367 - Dome - 72 F

livebaseballscores.com

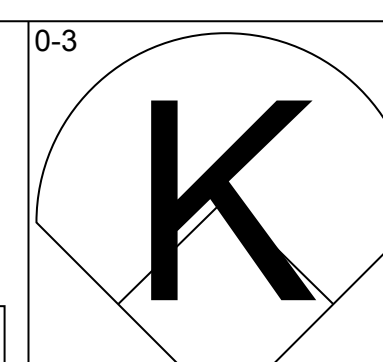
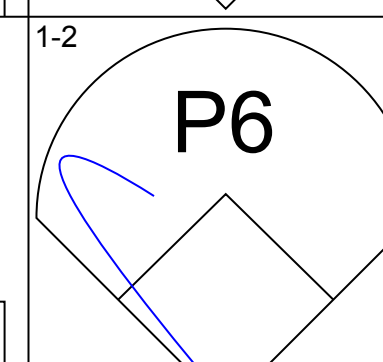
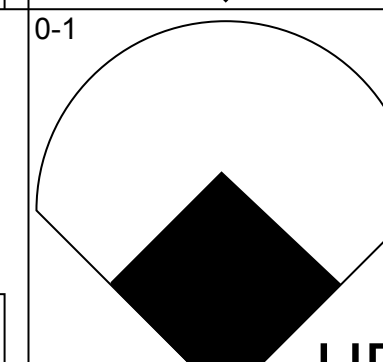
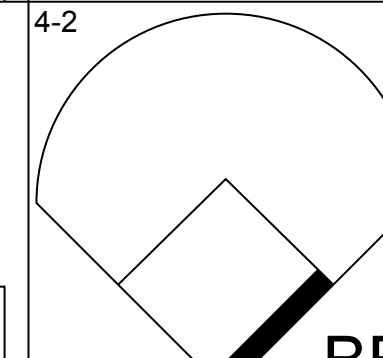
AB	30
R	3
H	6
RBI	2
BB	2
SO	5
LOB	9

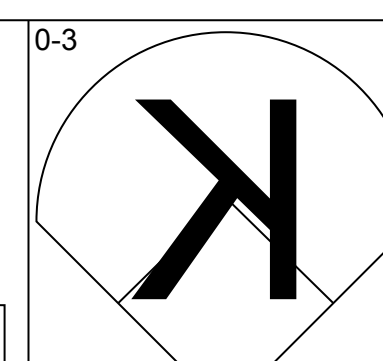
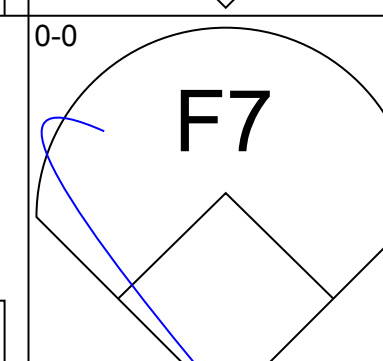
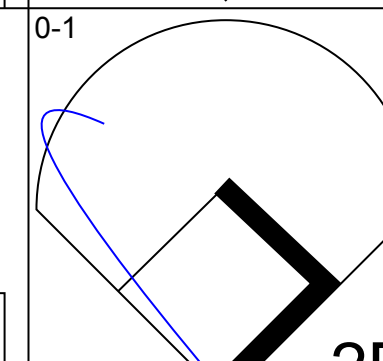
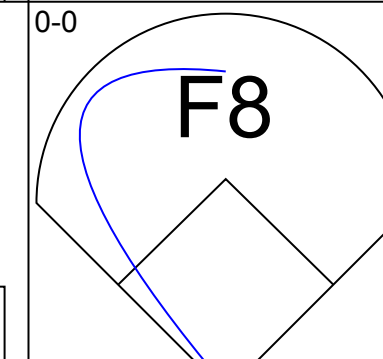





Batter	1	2	3	4	5	6	7	8	9	AB	R	H	RBI	BB	SO	LOB	TOP																																																																									
Quilvio Veras, S (1, 4) <small>OBP: 0.380, SLG: 0.313</small> Chris Gomez, R (7, 6) <small>OBP: 0.311, SLG: 0.317</small>										4	2	3	1	1	0	0	1 0 0 0 0 0																																																																									
Steve Finley, L (1, 8) <small>OBP: 0.291, SLG: 0.352</small>										4	2	1	1	1	1	2	4 2 1 1 1 1 2																																																																									
Ken Caminiti, S (1, 5) <small>OBP: 0.354, SLG: 0.514</small> Ed Giovannola, L (5, PR) <small>OBP: 0.319, SLG: 0.338</small>										3	1	2	4	0	1	2	3 1 2 4 0 1 2																																																																									
Greg Vaughn, R (1, 7) <small>OBP: 0.362, SLG: 0.616</small>										5	0	1	1	0	1	2	5 0 1 1 0 1 2																																																																									
Greg Myers, L (1, 2) <small>OBP: 0.305, SLG: 0.391</small>										5	1	2	1	0	0	2	5 1 2 1 0 0 2																																																																									
Mark Sweeney, L (1, 3) <small>OBP: 0.308, SLG: 0.328</small>										5	1	3	1	0	0	0	5 1 3 1 0 0 0																																																																									
Ruben Rivera, R (1, 9) <small>OBP: 0.455, SLG: 0.722</small>										5	2	2	3	0	0	3	5 2 2 3 0 0 3																																																																									
Andy Sheets, R (1, 6) <small>OBP: 0.287, SLG: 0.376</small>										4	1	0	0	1	0	1	4 1 0 0 1 0 1																																																																									
Kevin Brown, R (1, 1) <small>OBP: 0.276, SLG: 0.286</small> Eddie Williams, R (9, PH) <small>OBP: 0.200, SLG: 0.148</small> Carlos Reyes, S (9, 1)										3	1	1	0	1	2	1	3 1 1 0 1 2 1																																																																									
Inning Stats	R: 2 H: 4 E: 0 K: 0 S: 16	H: 4 LOB: 2 BB: 0 P: 27	R: 0 H: 1 E: 0 K: 2 S: 10	LOB: 1 BB: 0 P: 15	R: 5 H: 4 E: 0 K: 1 S: 13	LOB: 2 BB: 3 P: 28	R: 0 H: 0 E: 0 K: 0 S: 4	LOB: 0 BB: 0 P: 7	R: 4 H: 4 E: 0 K: 0 S: 11	LOB: 2 BB: 1 P: 21	R: 0 H: 1 E: 0 K: 1 S: 8	LOB: 0 BB: 0 P: 9	R: 0 H: 0 E: 0 K: 0 S: 4	LOB: 0 BB: 0 P: 6	R: 0 H: 0 E: 0 K: 1 S: 8	LOB: 0 BB: 0 P: 13	R: 1 H: 2 E: 0 K: 0 S: 6	LOB: 1 BB: 0 P: 8	1B: 10 2B: 4 3B: 1 HR: 1	SF: 2 SAC: 0 DP: 0 HBP: 0	WP: 0 PA: 47 PB: 0 SB: 3 CS: 0																																																																					
PITCHER	IP WLS BF H R ER SO BB IBB HBP BLK WP HR S P ERA WHIP	IP WLS BF H R ER SO BB IBB HBP BLK WP HR S P ERA WHIP	IP WLS BF H R ER SO BB IBB HBP BLK WP HR S P ERA WHIP	IP WLS BF H R ER SO BB IBB HBP BLK WP HR S P ERA WHIP	IP WLS BF H R ER SO BB IBB HBP BLK WP HR S P ERA WHIP	IP WLS BF H R ER SO BB IBB HBP BLK WP HR S P ERA WHIP	IP WLS BF H R ER SO BB IBB HBP BLK WP HR S P ERA WHIP	IP WLS BF H R ER SO BB IBB HBP BLK WP HR S P ERA WHIP	IP WLS BF H R ER SO BB IBB HBP BLK WP HR S P ERA WHIP	IP WLS BF H R ER SO BB IBB HBP BLK WP HR S P ERA WHIP	IP WLS BF H R ER SO BB IBB HBP BLK WP HR S P ERA WHIP	IP WLS BF H R ER SO BB IBB HBP BLK WP HR S P ERA WHIP	IP WLS BF H R ER SO BB IBB HBP BLK WP HR S P ERA WHIP	IP WLS BF H R ER SO BB IBB HBP BLK WP HR S P ERA WHIP	IP WLS BF H R ER SO BB IBB HBP BLK WP HR S P ERA WHIP	IP WLS BF H R ER SO BB IBB HBP BLK WP HR S P ERA WHIP	IP WLS BF H R ER SO BB IBB HBP BLK WP HR S P ERA WHIP	IP WLS BF H R ER SO BB IBB HBP BLK WP HR S P ERA WHIP	IP WLS BF H R ER SO BB IBB HBP BLK WP HR S P ERA WHIP	IP WLS BF H R ER SO BB IBB HBP BLK WP HR S P ERA WHIP	IP WLS BF H R ER SO BB IBB HBP BLK WP HR S P ERA WHIP	IP WLS BF H R ER SO BB IBB HBP BLK WP HR S P ERA WHIP	IP WLS BF H R ER SO BB IBB HBP BLK WP HR S P ERA WHIP	IP WLS BF H R ER SO BB IBB HBP BLK WP HR S P ERA WHIP	IP WLS BF H R ER SO BB IBB HBP BLK WP HR S P ERA WHIP	IP WLS BF H R ER SO BB IBB HBP BLK WP HR S P ERA WHIP	IP WLS BF H R ER SO BB IBB HBP BLK WP HR S P ERA WHIP	IP WLS BF H R ER SO BB IBB HBP BLK WP HR S P ERA WHIP	IP WLS BF H R ER SO BB IBB HBP BLK WP HR S P ERA WHIP	IP WLS BF H R ER SO BB IBB HBP BLK WP HR S P ERA WHIP	IP WLS BF H R ER SO BB IBB HBP BLK WP HR S P ERA WHIP	IP WLS BF H R ER SO BB IBB HBP BLK WP HR S P ERA WHIP	IP WLS BF H R ER SO BB IBB HBP BLK WP HR S P ERA WHIP	IP WLS BF H R ER SO BB IBB HBP BLK WP HR S P ERA WHIP	IP WLS BF H R ER SO BB IBB HBP BLK WP HR S P ERA WHIP	IP WLS BF H R ER SO BB IBB HBP BLK WP HR S P ERA WHIP	IP WLS BF H R ER SO BB IBB HBP BLK WP HR S P ERA WHIP	IP WLS BF H R ER SO BB IBB HBP BLK WP HR S P ERA WHIP	IP WLS BF H R ER SO BB IBB HBP BLK WP HR S P ERA WHIP	IP WLS BF H R ER SO BB IBB HBP BLK WP HR S P ERA WHIP	IP WLS BF H R ER SO BB IBB HBP BLK WP HR S P ERA WHIP	IP WLS BF H R ER SO BB IBB HBP BLK WP HR S P ERA WHIP	IP WLS BF H R ER SO BB IBB HBP BLK WP HR S P ERA WHIP	IP WLS BF H R ER SO BB IBB HBP BLK WP HR S P ERA WHIP	IP WLS BF H R ER SO BB IBB HBP BLK WP HR S P ERA WHIP	IP WLS BF H R ER SO BB IBB HBP BLK WP HR S P ERA WHIP	IP WLS BF H R ER SO BB IBB HBP BLK WP HR S P ERA WHIP	IP WLS BF H R ER SO BB IBB HBP BLK WP HR S P ERA WHIP	IP WLS BF H R ER SO BB IBB HBP BLK WP HR S P ERA WHIP	IP WLS BF H R ER SO BB IBB HBP BLK WP HR S P ERA WHIP	IP WLS BF H R ER SO BB IBB HBP BLK WP HR S P ERA WHIP	IP WLS BF H R ER SO BB IBB HBP BLK WP HR S P ERA WHIP	IP WLS BF H R ER SO BB IBB HBP BLK WP HR S P ERA WHIP	IP WLS BF H R ER SO BB IBB HBP BLK WP HR S P ERA WHIP	IP WLS BF H R ER SO BB IBB HBP BLK WP HR S P ERA WHIP	IP WLS BF H R ER SO BB IBB HBP BLK WP HR S P ERA WHIP	IP WLS BF H R ER SO BB IBB HBP BLK WP HR S P ERA WHIP	IP WLS BF H R ER SO BB IBB HBP BLK WP HR S P ERA WHIP	IP WLS BF H R ER SO BB IBB HBP BLK WP HR S P ERA WHIP	IP WLS BF H R ER SO BB IBB HBP BLK WP HR S P ERA WHIP	IP WLS BF H R ER SO BB IBB HBP BLK WP HR S P ERA WHIP	IP WLS BF H R ER SO BB IBB HBP BLK WP HR S P ERA WHIP	IP WLS BF H R ER SO BB IBB HBP BLK WP HR S P ERA WHIP	IP WLS BF H R ER SO BB IBB HBP BLK WP HR S P ERA WHIP	IP WLS BF H R ER SO BB IBB HBP BLK WP HR S P ERA WHIP	IP WLS BF H R ER SO BB IBB HBP BLK WP HR S P ERA WHIP	IP WLS BF H R ER SO BB IBB HBP BLK WP HR S P ERA WHIP	IP WLS BF H R ER SO BB IBB HBP BLK WP HR S P ERA WHIP	IP WLS BF H R ER SO BB IBB HBP BLK WP HR S P ERA WHIP	IP WLS BF H R ER SO BB IBB HBP BLK WP HR S P ERA WHIP	IP WLS BF H R ER SO BB IBB HBP BLK WP HR S P ERA WHIP	IP WLS BF H R ER SO BB IBB HBP BLK WP HR S P ERA WHIP	IP WLS BF H R ER SO BB IBB HBP BLK WP HR S P ERA WHIP	IP WLS BF H R ER SO BB IBB HBP BLK WP HR S P ERA WHIP	IP WLS BF H R ER SO BB IBB HBP BLK WP HR S P ERA WHIP	IP WLS BF H R ER SO BB IBB HBP BLK WP HR S P ERA WHIP	IP WLS BF H R ER SO BB IBB HBP BLK WP HR S P ERA WHIP	IP WLS BF H R ER SO BB IBB HBP BLK WP HR S P ERA WHIP	IP WLS BF H R ER SO BB IBB HBP BLK WP HR S P ERA WHIP	IP WLS BF H R ER SO BB IBB HBP BLK WP HR S P ERA WHIP	IP WLS BF H R ER SO BB IBB HBP BLK WP HR S P ERA WHIP	IP WLS BF H R ER SO BB IBB HBP BLK WP HR S P ERA WHIP	IP WLS BF H R ER SO BB IBB HBP BLK WP HR S P ERA WHIP	IP WLS BF H R ER SO BB IBB HBP BLK WP HR S P ERA WHIP	IP WLS BF H R ER SO BB IBB HBP BLK WP HR S P ERA WHIP	IP WLS BF H R ER SO BB IBB HBP BLK WP HR S P ERA WHIP	IP WLS BF H R ER SO BB IBB HBP BLK WP HR S P ERA WHIP	IP WLS BF H R ER SO BB IBB HBP BLK WP HR S P ERA WHIP	IP WLS BF H R ER SO BB IBB HBP BLK WP HR S P ERA WHIP	IP WLS BF H R ER SO BB IBB HBP BLK

Batter	1	2	3	4	5	6	7	8	9	AB	R	H	RBI	BB	SO	LOB	TOP					
Quilvio Veras, S OBP: 0.396, SLG: 0.323 (1, 4)										4	2	2	0	1	1	2	San Diego Padres @ Arizona Diamondbacks Bank One Ballpark, Phoenix, AZ Wed May 27 1998, 10:05 PM EDT Att: 42,844 - Unknown - 87 F					
Steve Finley, L OBP: 0.285, SLG: 0.372 (1, 8)										5	3	3	3	0	1	3						
Tony Gwynn, L OBP: 0.504, SLG: 0.534 Ruben Rivera, R OBP: 0.435, SLG: 0.684 (7, PR) (7, 9)										3	0	2	3	0	0	1						
Ken Caminiti, S OBP: 0.343, SLG: 0.496 Ed Giovannola, L OBP: 0.315, SLG: 0.333 (7, PR) (7, 5)										4	0	0	0	0	1	2						
Greg Vaughn, R OBP: 0.367, SLG: 0.619 (1, 7)										4	0	2	0	1	0	1						
Mark Sweeney, L OBP: 0.300, SLG: 0.306 (1, 3)										4	0	0	0	1	1	3						
Greg Myers, L OBP: 0.303, SLG: 0.378 Brian Boehringer, S Trevor Hoffman, R (7, 1) (8, 1)										3	0	0	0	1	0	3						
Chris Gomez, R OBP: 0.314, SLG: 0.327 (1, 6)										5	0	2	0	0	0	4						
Sterling Hitchcock, L OBP: 0.364, SLG: 0.364 Eddie Williams, R OBP: 0.194, SLG: 0.143 Donne Wall, R OBP: 0.400, SLG: 0.400 Carlos Hernandez, R OBP: 0.336, SLG: 0.392 (1, 1) (5, PH) (5, 1) (7, 2)										1	0	0	0	0	0	0						
Inning Stats	R: 1 E: 0 K: 1 S: 10	H: 2 LOB: 1 BB: 0 P: 14	R: 0 E: 0 K: 0 S: 8	H: 0 LOB: 0 BB: 0 P: 11	R: 0 E: 0 K: 0 S: 13	H: 1 LOB: 1 BB: 0 P: 19	R: 0 E: 0 K: 1 S: 10	H: 1 LOB: 2 BB: 1 P: 18	R: 3 E: 0 K: 1 S: 12	H: 2 LOB: 0 BB: 0 P: 20	R: 0 E: 0 K: 1 S: 7	H: 1 LOB: 1 BB: 0 P: 11	R: 2 E: 1 K: 0 S: 16	H: 2 LOB: 3 BB: 2 P: 30	R: 0 E: 0 K: 1 S: 9	H: 2 LOB: 2 BB: 1 P: 15		R: 0 E: 0 K: 0 S: 9	H: 1 LOB: 2 BB: 1 P: 18	1B: 6 2B: 5 3B: 1 HR: 0	SF: 1 SAC: 0 DP: 0 HBP: 0	WP: 1 PB: 0 SB: 0 CS: 0
PITCHER	IP WLS BF H R ER SO BB IBB HBP BLK WP HR S P ERA WHIP																					
Andy Benes, R ERA: 4.41 Clint Sodowsky, R ERA: 5.65 Efrain Valdez, L ERA: 5.4 Felix Rodriguez, R ERA: 4.91 (1, 1) (7, 1) (8, 1) (8, 1)	6.0 L 27 7 4 4 5 1 0 0 0 0 1 0 60 93 6.00 1.333																					

Batter	1	2	3	4	5	6	7	8	9	AB	R	H	RBI	BB	SO	LOB	BOTTOM			
David Dellucci, L OBP: 0.333, SLG: 0.438 (1, 7)										4	0	0	0	1	0	4	San Diego Padres @ Arizona Diamondbacks Bank One Ballpark, Phoenix, AZ Wed May 27 1998, 10:05 PM EDT Att: 42,844 - Unknown - 87 F			
Devon White, S OBP: 0.341, SLG: 0.464 (1, 8)										4	0	0	0	1	1	3				
Travis Lee, L OBP: 0.349, SLG: 0.479 (1, 3)										5	1	2	0	0	1	3				
Matt Williams, R OBP: 0.325, SLG: 0.483 (1, 5)										4	1	1	1	1	0	2				
Jay Bell, R OBP: 0.333, SLG: 0.399 (1, 6)										5	0	2	1	0	3	0				
Damian Miller, R OBP: 0.533, SLG: 0.571 (1, 2)										5	1	3	0	0	0	0				
Yanij Benitez, R OBP: 0.256, SLG: 0.329 Brent Brede, L OBP: 0.303, SLG: 0.357 (1, 9) (9, PH)										3	0	1	0	1	0	3				
Tony Batista, R OBP: 0.325, SLG: 0.348 Clint Sodowsky, L ERA: 4.05 Jorge Fabrejas, L OBP: 0.295, SLG: 0.292 Efrain Valdez, L Felix Rodriguez, R Kelly Stinnett, R (1, 4) (7, 1) (7, PH) (8, 1) (8, 1) (9, PH)										3	1	2	1	0	0	2				
Andy Benes, R OBP: 0.240, SLG: 0.348 Andy Fox, L OBP: 0.346, SLG: 0.379 (1, 1) (6, PH) (7, 4)										1	0	1	0	0	0	0				
Inning Stats	R: 1 E: 0 K: 0 S: 11	H: 3 LOB: 2 BB: 0 P: 17	R: 0 E: 0 K: 0 S: 9	H: 2 LOB: 0 BB: 0 P: 13	R: 1 E: 1 K: 1 S: 10	H: 1 LOB: 1 BB: 0 P: 17	R: 0 E: 0 K: 0 S: 18	H: 1 LOB: 2 BB: 1 P: 28	R: 0 E: 0 K: 0 S: 7	H: 1 LOB: 1 BB: 1 P: 14	R: 1 E: 0 K: 1 S: 13	H: 2 LOB: 1 BB: 0 P: 20	R: 0 E: 0 K: 2 S: 13	H: 1 LOB: 2 BB: 1 P: 23	R: 0 E: 0 K: 2 S: 11	H: 1 LOB: 1 BB: 0 P: 17		1B: 9 2B: 3 3B: 1 HR: 1	SF: 0 SAC: 1 DP: 1 HBP: 0	WP: 0 PB: 0 SB: 0 CS: 0
PITCHER	IP WLS BF H R ER SO BB IBB HBP BLK WP HR S P ERA WHIP																			
Sterling Hitchcock, L ERA: 4.05 Donne Wall, R ERA: 2.31 Brian Boehringer, R ERA: 4.31 Trevor Hoffman, R ERA: 1.13 (1, 1) (5, 1) (7, 1) (8, 1)	4.0 W 9 2 0 0 1 2 0 0 0 0 0 0 25 42 0.00 2.000																			

Batter	1	2	3	4	5	6	7	8	9	AB	R	H	RBI	BB	SO	LOB	TOP					
Willie McGee, S OBP: 0.319, SLG: 0.352			G6-3	G3-1			FC6-4			4	0	0	0	0	1	2	St. Louis Cardinals @ San Diego Padres Qualcomm Stadium, San Diego, CA Sat May 30 1998, 10:05 PM EDT Att: 54,089 - Unknown - 67 F livebaseballscorecards.com					
Delino DeShields, L OBP: 0.407, SLG: 0.486			BB 1B				G3-6-1			4	1	2	0	0	0	1						
Mark McGwire, R OBP: 0.496, SLG: 0.853			1B BB				F9			3	1	1	1	1	1	1						
Ray Lankford, L OBP: 0.417, SLG: 0.503			F7				F9			3	0	1	0	1	0	2						
Brian Jordan, R OBP: 0.407, SLG: 0.628	G5-3		1-2 2-H 1B				G6-3			4	0	1	1	0	0	2						
John Mabry, L OBP: 0.365, SLG: 0.438			F7				G4-3			3	0	0	0	1	0	2						
Royce Clayton, R OBP: 0.315, SLG: 0.307	G6-4-3						F7			4	0	1	0	0	0	1						
Tom Pagnozzi, R OBP: 0.264, SLG: 0.242			G5-3				G6-4-3			4	0	1	0	0	0	1						
Juan Acevedo, R OBP: 0.500, SLG: 0.750			F9							2	0	1	0	0	0	1						
John Frascatore, R OBP: 0.333, SLG: 0.333										1	0	1	0	0	0	0						
Curtis King, R OBP: 1.000, SLG: 1.000										0	0	0	0	0	0	0						
Lance Painter, L OBP: 1.000, SLG: 1.000										0	0	0	0	0	0	0						
Jeff Brantley, R										0	0	0	0	0	0	0						
Inning Stats	R: 1 E: 0 K: 1 S: 17	H: 1 LOB: 1 BB: 1 P: 22	R: 0 E: 0 K: 0 S: 5	H: 1 LOB: 1 BB: 1 P: 11	R: 1 E: 0 K: 0 S: 12	H: 2 LOB: 2 BB: 1 P: 18	R: 0 E: 0 K: 0 S: 6	H: 1 LOB: 1 BB: 0 P: 10	R: 0 E: 0 K: 0 S: 6	H: 2 LOB: 1 BB: 0 P: 9	R: 0 E: 0 K: 0 S: 5	H: 1 LOB: 0 BB: 0 P: 5	R: 0 E: 0 K: 0 S: 7	H: 1 LOB: 0 BB: 0 P: 9	R: 0 E: 0 K: 1 S: 6	H: 0 LOB: 0 BB: 0 P: 10	R: 0 E: 0 K: 0 S: 4	H: 0 LOB: 0 BB: 0 P: 7	1B: 6 2B: 2 3B: 0 HR: 1	SF: 0 SAC: 0 DP: 3 HBP: 0	WP: 0 PB: 0 SB: 0 CS: 1	PA: 35
PITCHER Andy Ashby, R ERA: 2.44	IP: 9.0 WLS: W BF: 35 H: 9 R: 2 ER: 2 SO: 2 BB: 3 IBB: 0 HBP: 0 BLK: 0 WP: 0 HR: 1 S: 68 P: 101 ERA: 2.00 WHIP: 1.333															PITCHER	IP: 9.0 WLS: W BF: 35 H: 9 R: 2 ER: 2 SO: 2 BB: 3 IBB: 0 HBP: 0 BLK: 0 WP: 0 HR: 1 S: 68 P: 101 ERA: 2.00 WHIP: 1.333					

Batter	1	2	3	4	5	6	7	8	9	AB	R	H	RBI	BB	SO	LOB	BOTTOM					
QuiVio Veras, S OBP: 0.383, SLG: 0.316			G4-3					G3-1		4	0	1	1	1	1	0	St. Louis Cardinals @ San Diego Padres Qualcomm Stadium, San Diego, CA Sat May 30 1998, 10:05 PM EDT Att: 54,089 - Unknown - 67 F livebaseballscorecards.com					
Steve Finley, L OBP: 0.276, SLG: 0.374							BB			4	1	2	0	0	1	2						
Tony Gwynn, L OBP: 0.398, SLG: 0.533										4	0	2	0	0	0	2						
Ken Caminiti, S OBP: 0.338, SLG: 0.488										4	0	1	1	0	1	3						
Ed Giovannola, L OBP: 0.311, SLG: 0.328										0	0	0	0	0	0	0						
Greg Vaughn, R OBP: 0.372, SLG: 0.628										3	0	0	0	1	1	2						
Wally Joyner, L OBP: 0.393, SLG: 0.503										4	0	1	0	0	0	3						
Greg Myers, L OBP: 0.394, SLG: 0.376										3	1	1	0	0	1	1						
Carlos Hernandez, R OBP: 0.323, SLG: 0.376										1	1	0	0	0	0	0						
Andy Sheets, R OBP: 0.289, SLG: 0.375										3	0	1	1	0	0	0						
Andy Ashby, R OBP: 0.069, SLG: 0.069										2	0	0	0	0	1	0						
Mark Sweeney, L OBP: 0.310, SLG: 0.306										0	0	0	0	1	0	0						
Inning Stats	R: 0 E: 0 K: 1 S: 7	H: 1 LOB: 0 BB: 0 P: 7	R: 0 E: 0 K: 0 S: 8	H: 1 LOB: 0 BB: 0 P: 11	R: 0 E: 0 K: 1 S: 9	H: 0 LOB: 0 BB: 0 P: 11	R: 0 E: 0 K: 1 S: 9	H: 1 LOB: 1 BB: 0 P: 12	R: 1 E: 0 K: 1 S: 15	H: 2 LOB: 2 BB: 1 P: 26	R: 0 E: 0 K: 1 S: 8	H: 1 LOB: 1 BB: 0 P: 10	R: 0 E: 0 K: 1 S: 7	H: 0 LOB: 0 BB: 0 P: 8	R: 1 E: 0 K: 0 S: 10	H: 2 LOB: 2 BB: 1 P: 21	R: 1 E: 1 K: 0 S: 13	H: 1 LOB: 2 BB: 1 P: 24	1B: 6 2B: 3 3B: 0 HR: 0	SF: 0 SAC: 2 DP: 1 HBP: 0	WP: 1 PB: 0 SB: 0 CS: 0	PA: 37
PITCHER Juan Acevedo, R ERA: 4.6	IP: 5.0 WLS: 1 BF: 20 H: 5 R: 1 ER: 1 SO: 4 BB: 1 IBB: 0 HBP: 0 BLK: 0 WP: 0 HR: 0 S: 48 P: 67 ERA: 1.80 WHIP: 1.200															PITCHER	IP: 5.0 WLS: 1 BF: 20 H: 5 R: 1 ER: 1 SO: 4 BB: 1 IBB: 0 HBP: 0 BLK: 0 WP: 0 HR: 0 S: 48 P: 67 ERA: 1.80 WHIP: 1.200					
John Frascatore, R ERA: 5.5	2.0 7 1 0 0 2 0 0 0 0 0 0 0 15 18 0.00 0.500																					
Curtis King, R ERA: 1.23	0.2 5 2 1 1 0 0 1 0 0 0 0 0 8 16 13.50 3.000																					
Lance Painter, L ERA: 4.5	0.1 1 0 0 0 0 0 0 0 0 0 0 0 2 5 0.00 0.000																					
Jeff Brantley, R ERA: 3.14	0.1 L 4 1 1 0 0 1 0 0 0 0 0 13 24 0.00 6.000																					

Batter	1	2	3	4	5	6	7	8	9	AB	R	H	RBI	BB	SO	LOB	TOP			
Ron Gant, R OBP: 0.283, SLG: 0.462 (1, 7)										4	1	1	0	0	2	0				
Delino DeShields, L OBP: 0.404, SLG: 0.496 (1, 4)										4	1	1	0	0	1	0				
Mark McGwire, R OBP: 0.492, SLG: 0.839 (1, 3)										4	1	1	2	0	2	0				
Ray Lankford, L OBP: 0.419, SLG: 0.500 (1, 8)										3	0	1	0	1	1	1				
Willie McGee, S OBP: 0.317, SLG: 0.348 (1, 9)										4	0	1	1	0	0	2				
John Mabry, L OBP: 0.354, SLG: 0.422 (1, 5)										4	0	0	0	0	1	2				
Tom Lampkin, L OBP: 0.319, SLG: 0.410 (1, 2)										3	0	2	0	0	0	0				
Luis Ordaz, R (1, 6)										3	0	0	0	0	1	3				
Sean Lowe, R (1, 1)										1	0	0	0	0	0	0				
Manny Aybar, R OBP: 0.308, SLG: 0.308 (2, 1)										1	0	0	0	0	1	0				
Brian Hunter, R OBP: 0.273, SLG: 0.451 (7, PH)										1	0	0	0	0	0	0				
Kent Bottenfield, R (7, 1)										0	0	0	0	0	0	0				
Inning Stats	R: 3 H: 5 E: 0 K: 1 S: 18	H: 5 LOB: 2 BB: 0 P: 31	R: 0 H: 0 E: 0 K: 1 S: 7	H: 0 LOB: 0 BB: 0 P: 8	R: 0 H: 1 E: 0 K: 1 S: 9	H: 1 LOB: 1 BB: 0 P: 12	R: 0 H: 0 E: 0 K: 2 S: 10	H: 0 LOB: 0 BB: 0 P: 13	R: 0 H: 0 E: 0 K: 0 S: 3	H: 0 LOB: 0 BB: 1 P: 10	R: 0 H: 1 E: 0 K: 0 S: 6	H: 1 LOB: 0 BB: 0 P: 7	R: 0 H: 0 E: 0 K: 1 S: 7	H: 0 LOB: 0 BB: 0 P: 12	R: 0 H: 0 E: 0 K: 1 S: 9	H: 0 LOB: 0 BB: 0 P: 14	1B: 6 2B: 2 3B: 0 HR: 0	SF: 0 SAC: 0 DP: 2 HBP: 0	WP: 0 PB: 0 SB: 0 CS: 0	PA: 33
PITCHER	IP	WLS	BF	H	R	ER	SO	BB	IBB	HBP	BLK	WP	HR	S	P	ERA	WHIP			
Kevin Brown, R ERA: 2.47	(1, 1)	8.0	W	30	7	3	3	8	1	0	0	0	0	71	111	3.38	1.000			
Pete Smith, R ERA: 4.87	(9, 1)	1.0		3	0	0	0	1	0	0	0	0	0	9	14	0.00	0.000			

St. Louis Cardinals @ San Diego Padres
Qualcomm Stadium, San Diego, CA
Sun May 31 1998, 6:33 AM EDT
Att: 42,618 - Sunny - 72 F

AB 32
R 3
H 7
RBI 3
BB 1
SO 9
LOB 8

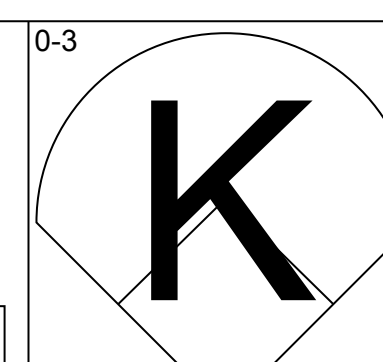
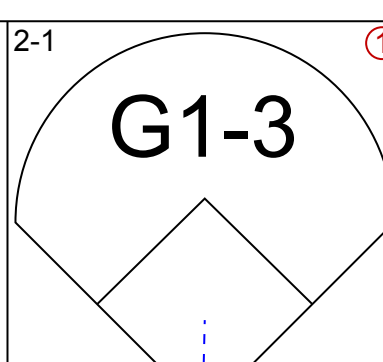
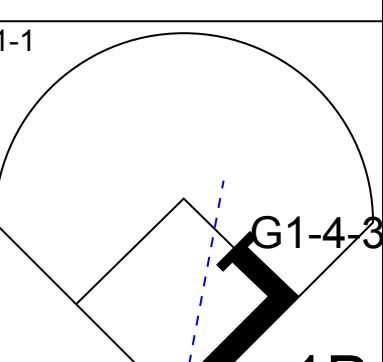
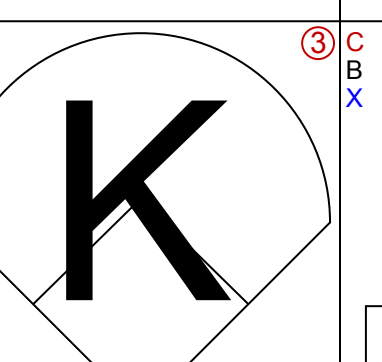
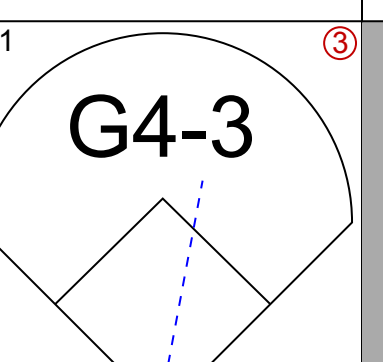
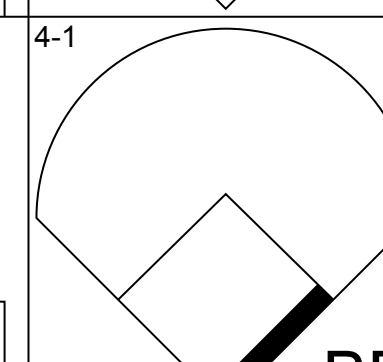
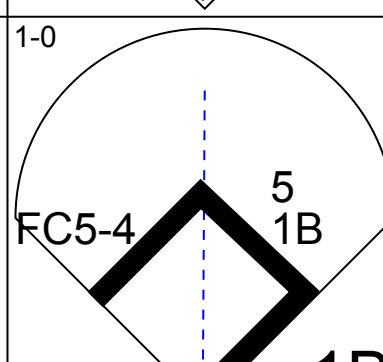
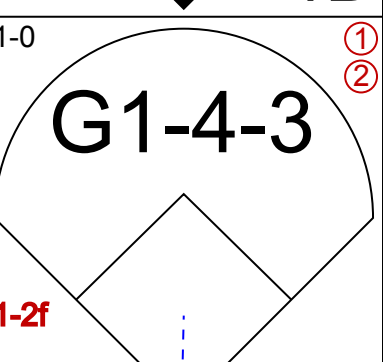
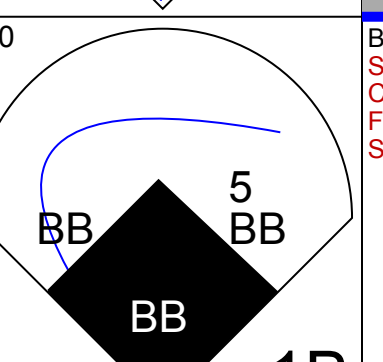
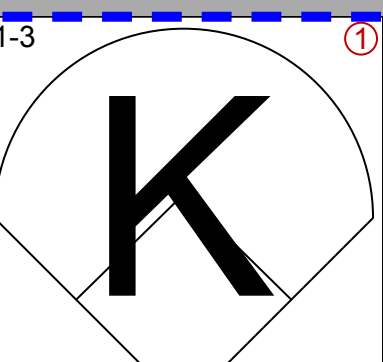
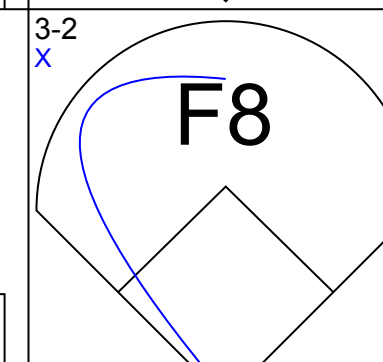
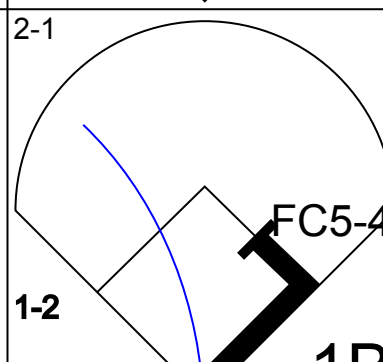
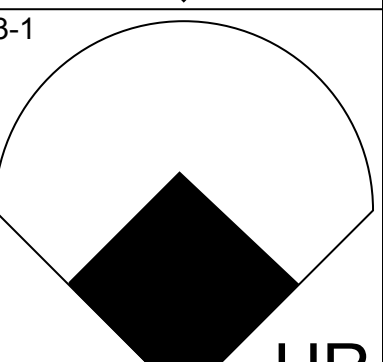
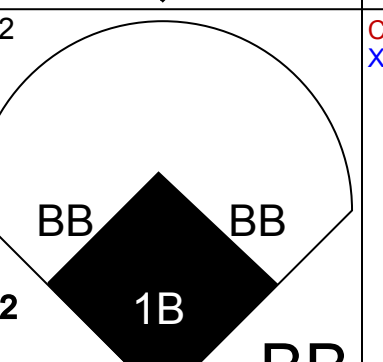
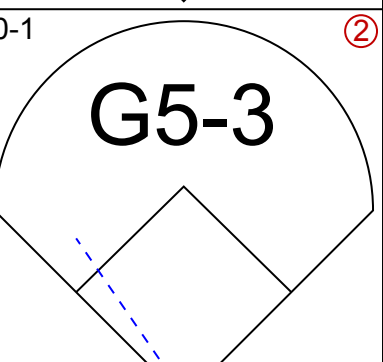
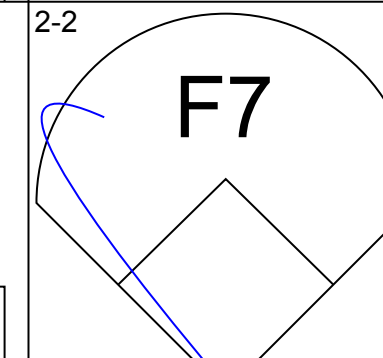
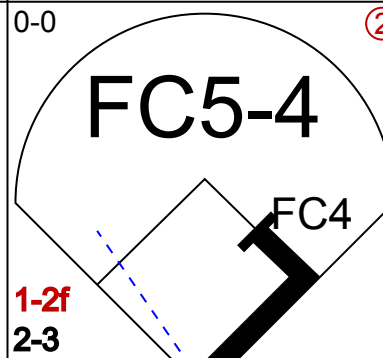
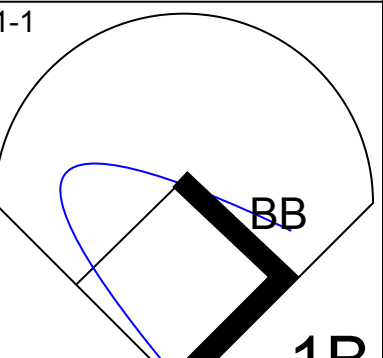
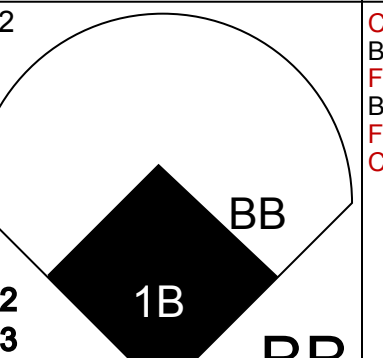
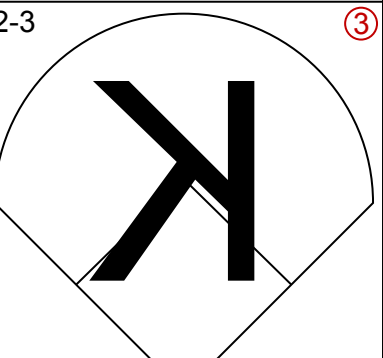
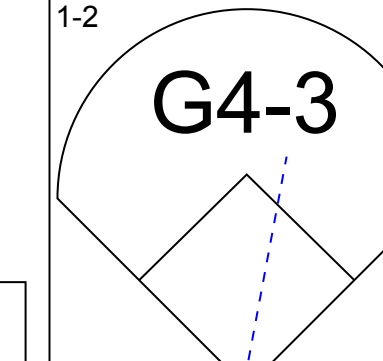
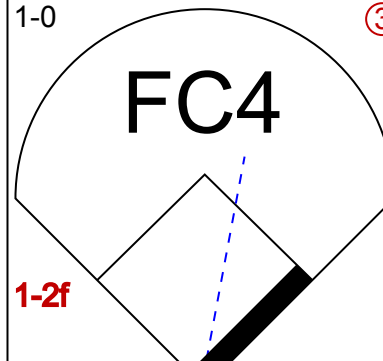
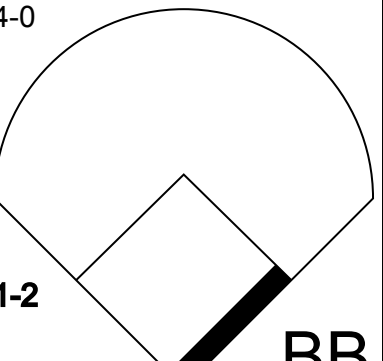

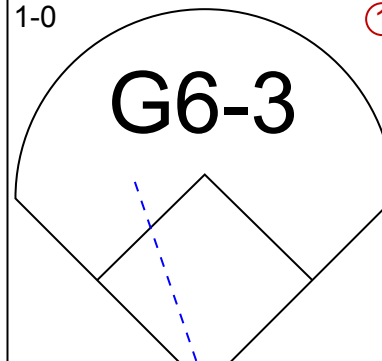

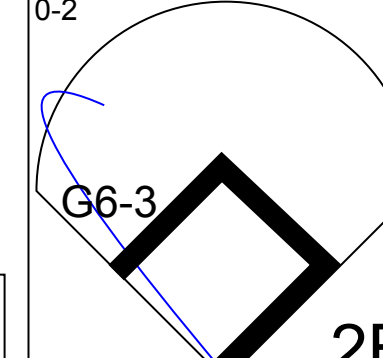
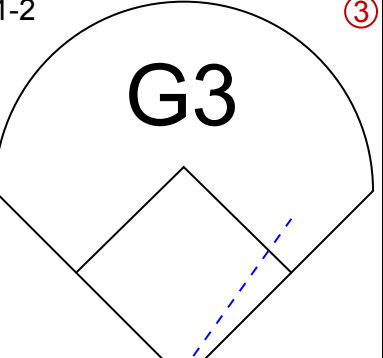
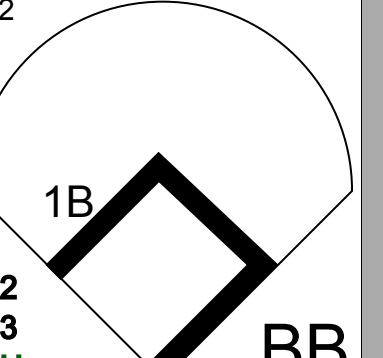
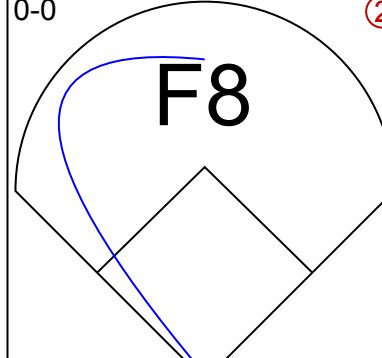
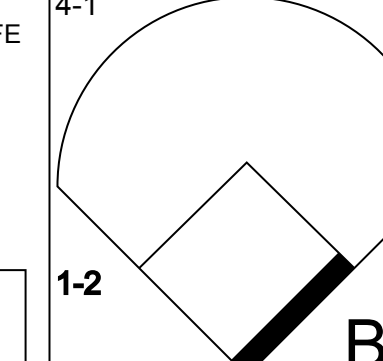
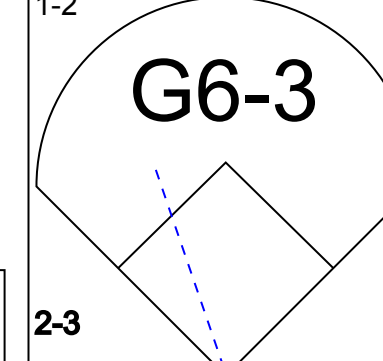
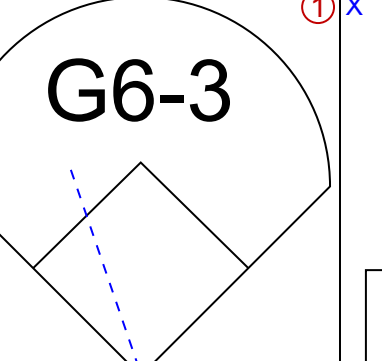
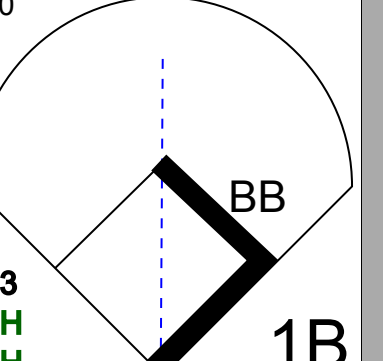
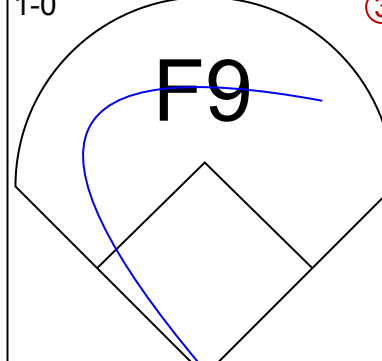

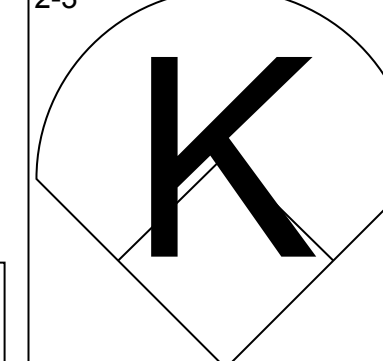
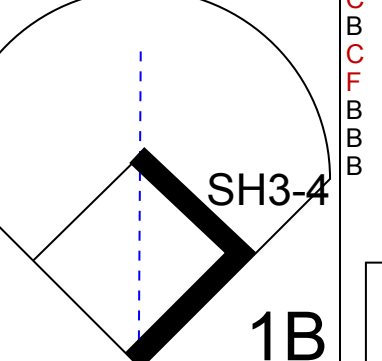
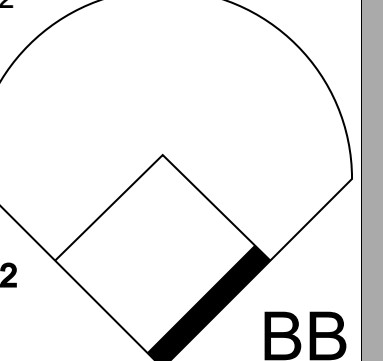

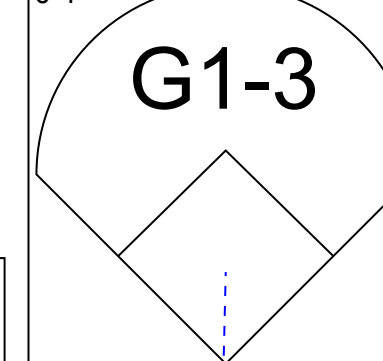
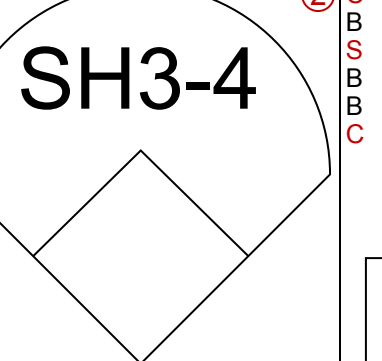
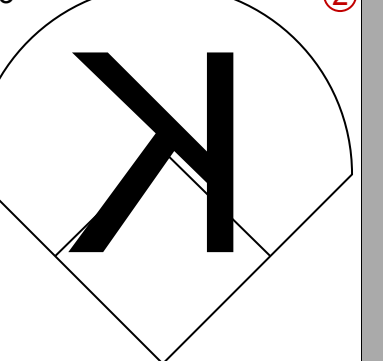


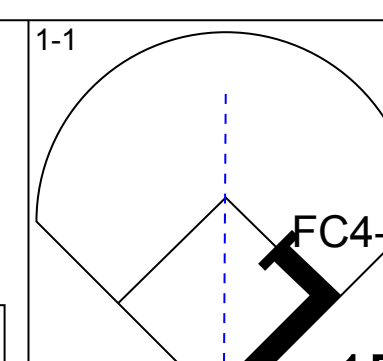
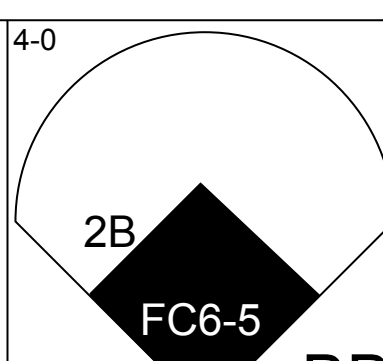
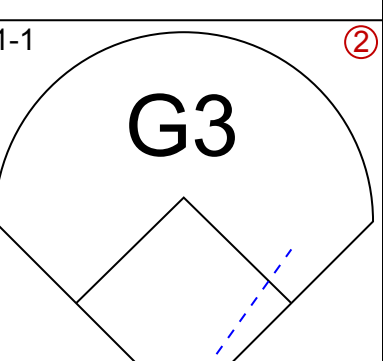
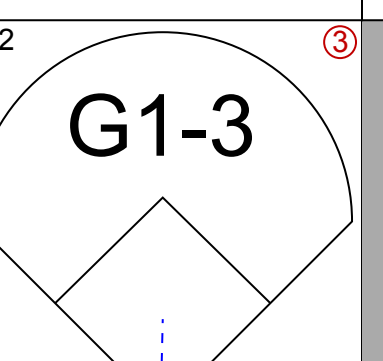
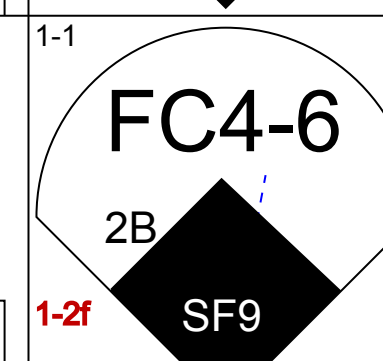
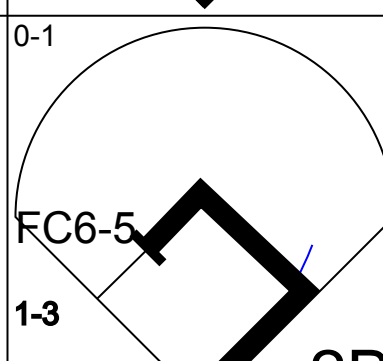
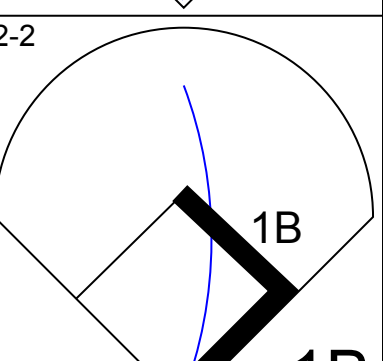

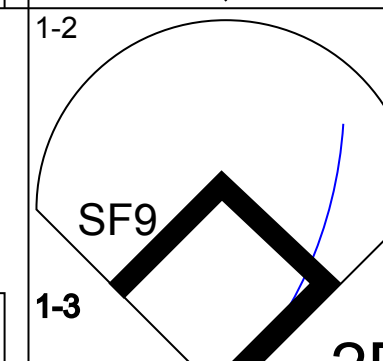
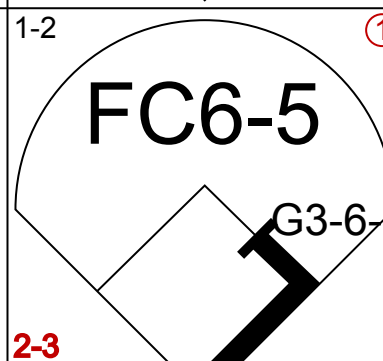
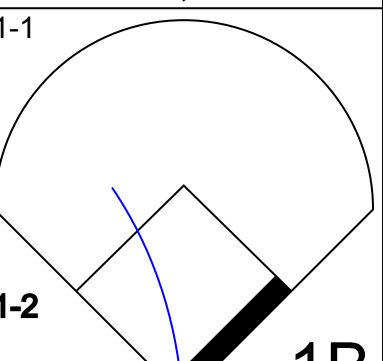

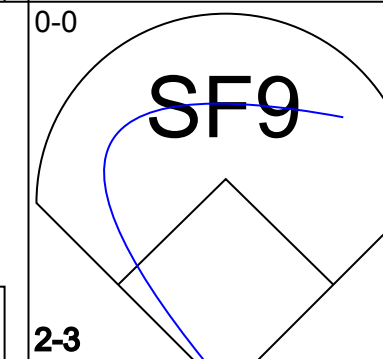
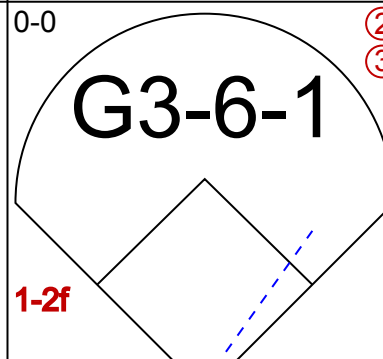
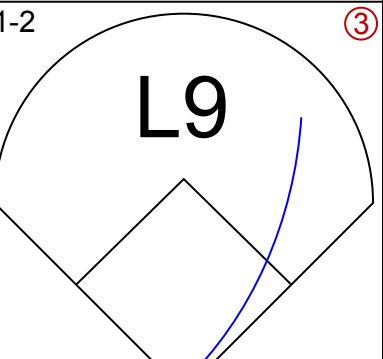

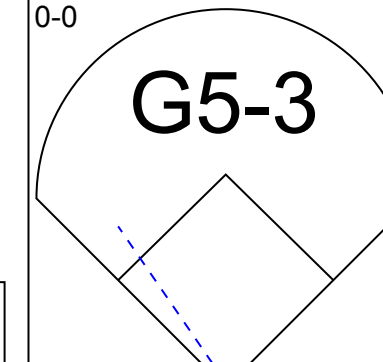
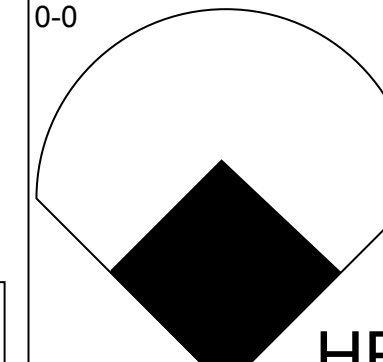
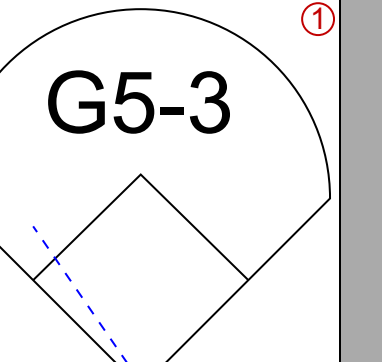
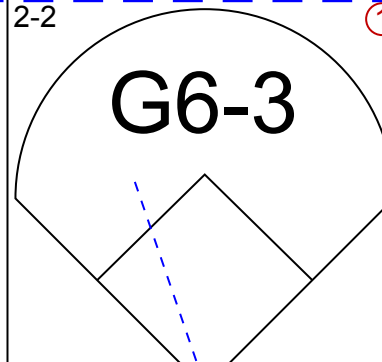

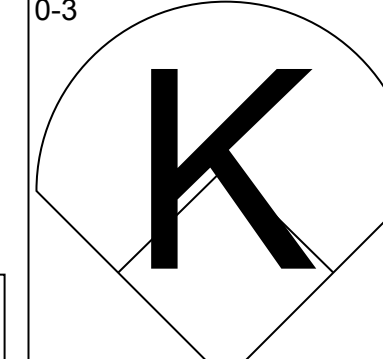
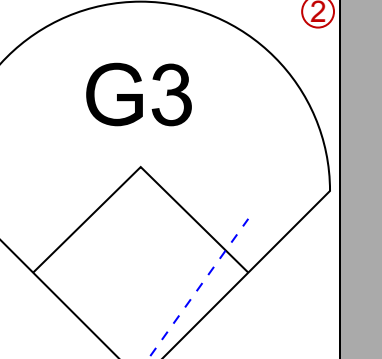
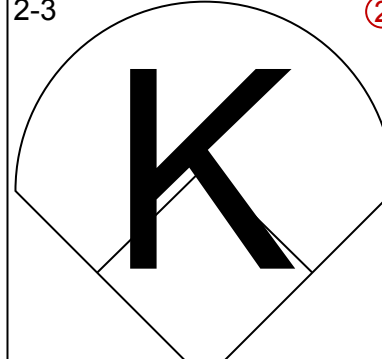

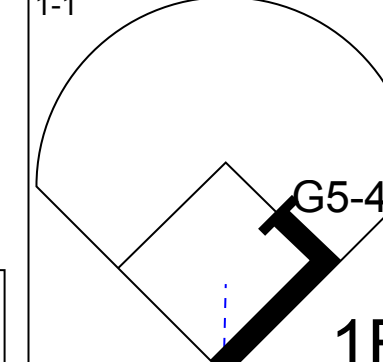
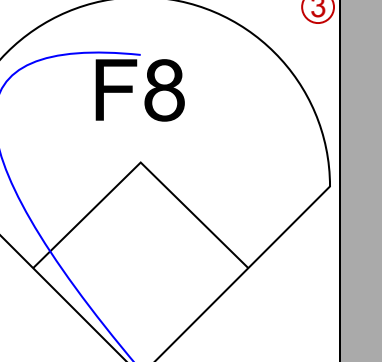
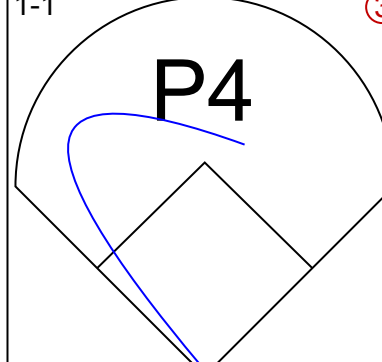

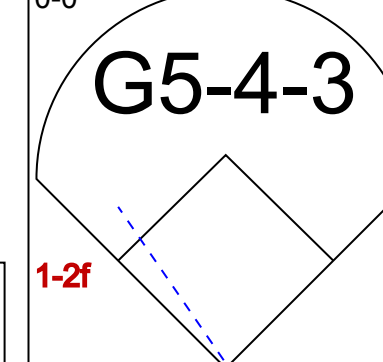


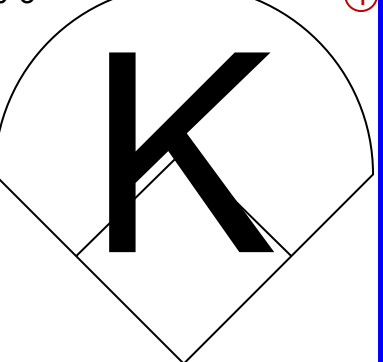
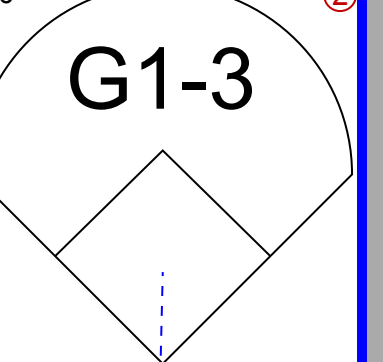
Batter	1	2	3	4	5	6	7	8	9	AB	R	H	RBI	BB	SO	LOB	BOTTOM			
Quilvio Veras, S OBP: 0.379, SLG: 0.313 (1, 4)										5	0	1	0	0	1	3				
Steve Finley, L OBP: 0.276, SLG: 0.376 (1, 8)										4	2	1	1	0	1	2				
Tony Gwynn, L OBP: 0.400, SLG: 0.543 (1, 9)										4	0	2	3	0	0	0				
Ken Caminiti, S OBP: 0.336, SLG: 0.476 (1, 5)										3	0	0	0	1	1	1				
Greg Vaughn, R OBP: 0.370, SLG: 0.625 (1, 7)										4	1	1	0	0	2	3				
Wally Joyner, L OBP: 0.401, SLG: 0.507 (1, 3)										3	2	2	1	1	1	0				
Carlos Hernandez, R OBP: 0.329, SLG: 0.375 (1, 2)										3	1	1	0	1	0	1				
Chris Gomez, R OBP: 0.315, SLG: 0.327 (1, 6)										3	1	2	1	0	0	0				
Kevin Brown, R OBP: 0.281, SLG: 0.267 (1, 1)										2	0	0	0	1	2	2				
Mark Sweeney, L OBP: 0.306, SLG: 0.306 (8, PH)										0	0	0	1	0	0	0				
Pete Smith, R OBP: 0.188, SLG: 0.071 (9, 1)										0	0	0	0	0	0	0				
Inning Stats	R: 1 H: 2 E: 0 K: 0 S: 12	H: 2 LOB: 1 BB: 0 P: 19	R: 4 H: 4 E: 0 K: 2 S: 19	H: 4 LOB: 2 BB: 2 P: 37	R: 0 H: 2 E: 0 K: 1 S: 9	H: 2 LOB: 2 BB: 1 P: 19	R: 0 H: 0 E: 0 K: 1 S: 9	H: 0 LOB: 0 BB: 0 P: 15	R: 0 H: 0 E: 0 K: 1 S: 8	H: 0 LOB: 0 BB: 0 P: 15	R: 0 H: 0 E: 0 K: 1 S: 7	H: 0 LOB: 0 BB: 0 P: 8	R: 2 H: 2 E: 0 K: 0 S: 12	H: 2 LOB: 1 BB: 1 P: 23	1B: 6 2B: 4 3B: 0 HR: 0	SF: 1 SAC: 1 DP: 1 HBP: 0	WP: 0 PB: 0 SB: 0 CS: 0	PA: 37		
PITCHER	IP	WLS	BF	H	R	ER	SO	BB	IBB	HBP	BLK	WP	HR	S	P	ERA	WHIP			
Sean Lowe, R ERA: 13.5	(1, 1)	1.2	L	13	6	5	1	2	0	0	0	0	0	38	66	0.00	0.692			
Manny Aybar, R ERA: 8.57	(2, 1)	4.1		15	2	0	6	1	0	0	0	0	0	19	31	9.00	1.500			
Kent Bottenfield, R ERA: 6.25	(7, 1)	2.0		9	2	2	1	1	0	0	0	0	0	19	31	9.00	1.500			

St. Louis Cardinals @ San Diego Padres
Qualcomm Stadium, San Diego, CA
Sun May 31 1998, 6:33 AM EDT
Att: 42,618 - Sunny - 72 F

AB 31
R 7
H 10
RBI 7
BB 4
SO 8
LOB 12



Batter	1	2	3	4	5	6	7	8	9	AB	R	H	RBI	BB	SO	LOB	TOP								
Craig Biggio, R OBP: 0.409, SLG: 0.521 (1, 4)										5	0	1	0	0	2	4	Houston Astros @ San Diego Padres Qualcomm Stadium, San Diego, CA Tue Jun 02 1998, 10:05 PM EDT Att: 15,735 - Unknown - 68 F livebaseballscorecards.com								
Derek Bell, R OBP: 0.371, SLG: 0.495 (1, 9)										4	1	2	0	1	1										
5 Jeff Bagwell, R OBP: 0.395, SLG: 0.446 (1, 3)										4	2	2	1	1	0	1									
Moises Alou, R OBP: 0.436, SLG: 0.641 (1, 7)										4	1	1	0	1	1	3									
Sean Berry, R OBP: 0.351, SLG: 0.434 Tim Bogar, R OBP: 0.254, SLG: 0.266 (1, 5) (2, 5)										1	0	0	0	0	0	0									
Carl Everett, S OBP: 0.423, SLG: 0.538 (1, 8)										4	0	2	1	1	0	2									
Tony Eusebio, R OBP: 0.339, SLG: 0.314 Billy Wagner, L (9, 1)										4	0	1	2	1	0	1									
Ricky Gutierrez, R OBP: 0.379, SLG: 0.368 (1, 6)										3	0	1	0	1	1	3									
Shane Reynolds, R OBP: 0.121, SLG: 0.152 Brad Ausmus, R OBP: 0.328, SLG: 0.311 (1, 1) (9, 2)										3	0	0	0	0	2	6									
Inning Stats	R: 0 E: 0 K: 1 S: 14	H: 0 LOB: 1 BB: 1 P: 23	R: 0 E: 1 K: 1 S: 12	H: 1 LOB: 2 BB: 1 P: 22	R: 0 E: 0 K: 0 S: 7	H: 2 LOB: 2 BB: 0 P: 13	R: 0 E: 0 K: 1 S: 11	H: 1 LOB: 1 BB: 0 P: 14	R: 1 E: 0 K: 0 S: 10	H: 3 LOB: 2 BB: 1 P: 21	R: 0 E: 0 K: 1 S: 7	H: 1 LOB: 1 BB: 0 P: 9	R: 3 E: 0 K: 2 S: 20	H: 2 LOB: 3 BB: 4 P: 40	R: 0 E: 0 K: 0 S: 10	H: 0 LOB: 0 BB: 0 P: 13		R: 0 E: 0 K: 0 S: 3	H: 0 LOB: 0 BB: 0 P: 5	1B: 8 2B: 1 3B: 0 HR: 1	SF: 0 SAC: 1 DP: 1 HBP: 0	WP: 0 PB: 0 SB: 0 CS: 0	PA: 43		
PITCHER	IP	WLS	BF	H	R	ER	SO	BB	IBB	HBP	BLK	WP	HR	S	P	ERA	WHIP								
24 Mark Langston, L ERA: 5.25 Carlos Reyes, R ERA: 2.86 Brian Boehringer, R ERA: 4.36 Dan Miceli, R ERA: 3.56	5.0		24	7	1	1	3	3	0	0	0	0	1	54	93	1.80	2.000								

Batter	1	2	3	4	5	6	7	8	9	AB	R	H	RBI	BB	SO	LOB	BOTTOM								
Quilvio Veras, S OBP: 0.379, SLG: 0.312 (1, 4)										3	1	1	0	1	0	0	Houston Astros @ San Diego Padres Qualcomm Stadium, San Diego, CA Tue Jun 02 1998, 10:05 PM EDT Att: 15,735 - Unknown - 68 F livebaseballscorecards.com								
Steve Finley, L OBP: 0.275, SLG: 0.378 (1, 8)										4	1	2	0	0	0	1									
Tony Gwynn, L OBP: 0.399, SLG: 0.546 (1, 9)										4	0	2	1	0	0	1									
Wally Joyner, L OBP: 0.389, SLG: 0.491 (1, 3)										3	0	0	1	0	0	3									
Greg Vaughn, R OBP: 0.366, SLG: 0.625 (1, 7)										4	1	1	1	0	0	1									
Greg Myers, L OBP: 0.295, SLG: 0.365 Ruben Rivera, R OBP: 0.417, SLG: 0.650 (9, PH)										3	0	0	0	0	1	0									
Ed Giovannola, L OBP: 0.312, SLG: 0.329 Carlos Hernandez, R OBP: 0.324, SLG: 0.364 (9, PH)										3	0	1	0	0	0	0									
Chris Gomez, R OBP: 0.319, SLG: 0.368 (1, 6)										3	0	1	0	0	0	1									
24 Mark Langston, R James Moulton, R Carlos Reyes, S Brian Boehringer, S Mark Sweeney, L Dan Miceli, R (1, 1) (5, PH) (8, 1) (7, 1) (7, PH) (8, 1)										1	0	0	0	0	1	1									
Inning Stats	R: 1 E: 0 K: 0 S: 10	H: 2 LOB: 1 BB: 0 P: 13	R: 0 E: 0 K: 1 S: 7	H: 1 LOB: 0 BB: 0 P: 9	R: 1 E: 0 K: 0 S: 6	H: 1 LOB: 0 BB: 1 P: 11	R: 1 E: 0 K: 1 S: 7	H: 2 LOB: 0 BB: 0 P: 8	R: 0 E: 0 K: 0 S: 6	H: 0 LOB: 0 BB: 0 P: 11	R: 0 E: 0 K: 0 S: 6	H: 0 LOB: 0 BB: 0 P: 11	R: 0 E: 0 K: 0 S: 5	H: 0 LOB: 0 BB: 0 P: 8	R: 0 E: 0 K: 1 S: 8	H: 0 LOB: 0 BB: 0 P: 13		1B: 5 2B: 2 3B: 0 HR: 1	SF: 1 SAC: 0 DP: 2 HBP: 0	WP: 0 PB: 0 SB: 0 CS: 0	PA: 34				
PITCHER	IP	WLS	BF	H	R	ER	SO	BB	IBB	HBP	BLK	WP	HR	S	P	ERA	WHIP								
Shane Reynolds, R ERA: 3.09 Billy Wagner, L ERA: 1.99	8.0		31	8	3	3	3	1	0	0	0	0	0	60	89	3.38	1.125								

Batter	1	2	3	4	5	6	7	8	9	AB	R	H	RBI	BB	SO	LOB	TOP				
Craig Biggio, R OBP: 0.305, SLG: 0.511 (1, 4)										4	1	0	0	1	0	2					
Derek Bell, R OBP: 0.372, SLG: 0.491 (1, 9)										4	1	1	1	1	2	0					
5 Jeff Bagwell, R OBP: 0.300, SLG: 0.444 (1, 3)										3	1	1	0	2	0	1					
Moises Alou, R OBP: 0.431, SLG: 0.633 (1, 7)										4	1	1	1	0	1	1					
Bill Spiers, L OBP: 0.378, SLG: 0.421 (1, 5)										4	2	2	0	1	1	1					
Carl Everett, S OBP: 0.430, SLG: 0.529 (1, 8)										2	1	0	0	3	1	1					
Tony Eusebio, R OBP: 0.350, SLG: 0.315 (1, 2)										3	0	1	3	1	1	2					
Ricky Gutierrez, R OBP: 0.381, SLG: 0.367 (1, 6)										3	0	1	0	1	0	5					
Sean Bergman, R OBP: 0.083, SLG: 0.083 (1, 1)										4	1	1	2	0	1	1					
Inning Stats	R: 0 E: 0 K: 1 S: 8	H: 0 LOB: 0 BB: 1 P: 16	R: 0 E: 0 K: 0 S: 7	H: 1 LOB: 2 BB: 2 P: 16	R: 0 E: 0 K: 0 S: 11	H: 0 LOB: 0 BB: 0 P: 15	R: 3 E: 0 K: 0 S: 11	H: 3 LOB: 2 BB: 2 P: 24	R: 0 E: 0 K: 2 S: 10	H: 0 LOB: 0 BB: 0 P: 11	R: 5 E: 1 K: 0 S: 19	H: 3 LOB: 2 BB: 4 P: 42	R: 0 E: 0 K: 2 S: 9	H: 0 LOB: 0 BB: 0 P: 11	R: 0 E: 0 K: 2 S: 9	H: 1 LOB: 1 BB: 0 P: 13	1B: 8 2B: 0 3B: 0 HR: 0	SF: 1 SAC: 0 DP: 2 HBP: 0	WP: 1 PB: 0 SB: 0 CS: 1	PA: 43	
PITCHER	IP	WLS	BF	H	R	ER	SO	BB	IBB	HBP	BLK	WP	HR	S	P	ERA	WHIP				
Joey Hamilton, R ERA: 5.49 (1, 1)	6.1	L	29	6	6	6	3	6	1	0	0	0	0	63	114	8.53	1.895				
Brian Boehringer, R ERA: 4.64 (7, 1)	0.0		1	0	0	0	0	0	1	0	0	0	0	4							
Pete Smith, R ERA: 4.78 (7, 1)	2.2		12	2	2	2	4	2	0	0	0	1	0	26	42	6.75	1.500				

Houston Astros @ San Diego Padres
Qualcomm Stadium, San Diego, CA
Wed Jun 03 1998, 10:05 PM EDT
Att: 13,229 - Cloudy - 67 F

AB 31
R 8
H 8
RBI 7
BB 10
SO 7
LOB 14

Batter	1	2	3	4	5	6	7	8	9	AB	R	H	RBI	BB	SO	LOB	BOTTOM					
Quilvio Veras, S OBP: 0.384, SLG: 0.330 (1, 4)										5	1	3	0	0	0	0						
Steve Finley, L OBP: 0.281, SLG: 0.378 (1, 8)										5	0	2	0	0	0	3						
Tony Gwynn, L OBP: 0.396, SLG: 0.540 (1, 9)										4	0	1	1	0	0	2						
James Mouton, R OBP: 0.250, SLG: 0.260 (9, 9)										0	0	0	0	0	0	0						
Ken Caminiti, S OBP: 0.344, SLG: 0.469 (8, PR)										4	0	1	0	0	0	2						
Ed Giovannola, L OBP: 0.312, SLG: 0.329 (9, 5)										0	0	0	0	0	0	0						
Greg Vaughn, R OBP: 0.364, SLG: 0.632 (1, 7)										4	1	1	1	0	1	3						
Wally Joyner, L OBP: 0.386, SLG: 0.485 (8, PR)										4	0	1	0	0	0	3						
Andy Sheets, R OBP: 0.289, SLG: 0.375 (9, 3)										0	0	0	0	0	0	0						
Greg Myers, L OBP: 0.297, SLG: 0.354 (1, 2)										3	0	0	0	0	0	1						
Brian Boehringer, S (7, 1)										0	0	0	0	0	0	0						
Pete Smith, R OBP: 0.188, SLG: 0.071 (7, 1)										0	0	0	0	0	0	0						
Mark Sweeney, L OBP: 0.297, SLG: 0.297 (9, PH)										1	0	0	0	0	0	0						
Chris Gomez, R OBP: 0.317, SLG: 0.365 (1, 6)										4	0	1	0	0	1	2						
Joey Hamilton, R OBP: 0.100, SLG: 0.100 (1, 1)										2	0	0	0	0	1	2						
Carlos Hernandez, R OBP: 0.319, SLG: 0.358 (7, 2)										2	0	0	0	0	2	1						
Inning Stats	R: 0 E: 0 K: 0 S: 6	H: 1 LOB: 1 BB: 0 P: 7	R: 0 E: 1 K: 2 S: 14	H: 1 LOB: 2 BB: 0 P: 19	R: 1 E: 0 K: 0 S: 9	H: 3 LOB: 0 BB: 0 P: 11	R: 0 E: 0 K: 0 S: 6	H: 0 LOB: 0 BB: 0 P: 11	R: 0 E: 0 K: 0 S: 7	H: 0 LOB: 0 BB: 0 P: 10	R: 1 E: 0 K: 0 S: 5	H: 1 LOB: 1 BB: 0 P: 11	R: 0 E: 0 K: 1 S: 11	H: 1 LOB: 1 BB: 0 P: 13	R: 0 E: 0 K: 1 S: 8	H: 1 LOB: 1 BB: 0 P: 16	R: 0 E: 0 K: 1 S: 9	H: 2 LOB: 2 BB: 0 P: 12	1B: 7 2B: 2 3B: 0 HR: 1	SF: 0 SAC: 0 DP: 0 HBP: 0	WP: 1 PB: 0 SB: 0 CS: 0	PA: 38
PITCHER	IP	WLS	BF	H	R	ER	SO	BB	IBB	HBP	BLK	WP	HR	S	P	ERA	WHIP					
Sean Bergman, R ERA: 2.67 (1, 1)	9.0	W	38	10	2	2	5	0	0	0	0	1	1	75	110	2.00	1.111					

Houston Astros @ San Diego Padres
Qualcomm Stadium, San Diego, CA
Wed Jun 03 1998, 10:05 PM EDT
Att: 13,229 - Cloudy - 67 F

AB 38
R 2
H 10
RBI 2
BB 0
SO 5
LOB 19

Batter	1	2	3	4	5	6	7	8	9	AB	R	H	RBI	BB	SO	LOB	TOP			
Bill Spiers, L OBP: 0.381, SLG: 0.419 (1, 5)										3	0	1	0	1	2	1	<p>Houston Astros @ San Diego Padres Qualcomm Stadium, San Diego, CA Thu Jun 04 1998, 6:33 AM EDT Att: 21,027 - Cloudy - 73 F</p> <p>livebaseballscores.com</p> <p>AB 30 R 1 H 8 RBI 1 BB 4 SO 8 LOB 12</p>			
Carl Everett, S OBP: 0.425, SLG: 0.520 (1, 8)										4	0	1	0	0	0	2				
5 Jeff Bagwell, R OBP: 0.302, SLG: 0.445 (1, 3)										4	0	2	0	0	2	2				
Moises Alou, R OBP: 0.428, SLG: 0.640 (1, 7)										4	1	1	1	0	1	3				
35 Dave Clark, L OBP: 0.204, SLG: 0.114 (1, 9)										3	0	0	0	1	3	0				
Ricky Gutierrez, R OBP: 0.384, SLG: 0.366 (1, 6)										3	0	1	0	1	0	1				
Brad Ausmus, R OBP: 0.331, SLG: 0.318 (1, 2)										3	0	1	0	1	0	1				
Tim Bogar, R OBP: 0.243, SLG: 0.254 Mike Magnante, L OBP: 0.384, SLG: 0.366 Bob Scanlan, R OBP: 0.384, SLG: 0.366 (7, 1) (8, 1)										3	0	0	0	0	0	2				
Mike Hampton, R OBP: 0.303, SLG: 0.267 Craig Biggio, R OBP: 0.303, SLG: 0.509 (1, 1) (7, 4)										2	0	1	0	0	0	0				
										1	0	0	0	0	0	0				
Inning Stats	R: 0 E: 0 K: 0 S: 6	H: 2 LOB: 2 BB: 0 P: 9	R: 0 E: 0 K: 1 S: 9	H: 1 LOB: 1 BB: 0 P: 12	R: 0 E: 0 K: 1 S: 5	H: 0 LOB: 1 BB: 1 P: 10	R: 0 E: 0 K: 2 S: 10	H: 1 LOB: 0 BB: 0 P: 12	R: 0 E: 0 K: 1 S: 8	H: 1 LOB: 1 BB: 0 P: 11	R: 0 E: 0 K: 0 S: 8	H: 0 LOB: 1 BB: 2 P: 20	R: 0 E: 0 K: 2 S: 11	H: 1 LOB: 1 BB: 0 P: 15	R: 1 E: 0 K: 0 S: 8	H: 1 LOB: 0 BB: 1 P: 16	1B: 6 2B: 1 3B: 0 HR: 1	SF: 0 SAC: 0 DP: 2 HBP: 0	WP: 0 PB: 0 SB: 0 CS: 1	PA: 35
PITCHER Andy Ashby, R ERA: 2.3 (1, 1)	IP: 9.0 WLS: W BF: 34 H: 8 R: 1 ER: 1 SO: 8 BB: 4 IBB: 0 HBP: 0 BLK: 0 WP: 0 HR: 1 S: 75 P: 116 ERA: 1.00 WHIP: 1.333															PITCHER				

Batter	1	2	3	4	5	6	7	8	9	AB	R	H	RBI	BB	SO	LOB	BOTTOM			
Quilvio Veras, S OBP: 0.386, SLG: 0.340 (1, 4)										3	1	2	2	0	1	0	<p>Houston Astros @ San Diego Padres Qualcomm Stadium, San Diego, CA Thu Jun 04 1998, 6:33 AM EDT Att: 21,027 - Cloudy - 73 F</p> <p>livebaseballscores.com</p> <p>AB 27 R 5 H 6 RBI 5 BB 6 SO 7 LOB 12</p>			
Tony Gwynn, L OBP: 0.394, SLG: 0.532 (1, 9)										3	0	0	0	1	0	1				
Greg Vaughn, R OBP: 0.366, SLG: 0.642 (1, 7)										3	1	1	2	1	0	3				
Ken Caminiti, S OBP: 0.342, SLG: 0.459 Ed Giovannola, L OBP: 0.312, SLG: 0.329 (9, 5)										3	0	0	0	1	1	0				
Ruben Rivera, R OBP: 0.393, SLG: 0.667 (1, 8)										4	1	1	0	0	1	2				
Carlos Hernandez, R OBP: 0.318, SLG: 0.355 (1, 2)										4	0	1	0	0	0	3				
Andy Sheets, R OBP: 0.297, SLG: 0.367 (1, 3)										2	2	0	0	2	1	1				
Chris Gomez, R OBP: 0.318, SLG: 0.361 (1, 6)										2	0	0	0	1	1	1				
Andy Ashby, R OBP: 0.094, SLG: 0.094 (1, 1)										3	0	1	1	0	2	1				
Inning Stats	R: 2 E: 0 K: 0 S: 8	H: 2 LOB: 0 BB: 0 P: 12	R: 0 E: 0 K: 1 S: 5	H: 0 LOB: 0 BB: 0 P: 8	R: 0 E: 0 K: 2 S: 9	H: 0 LOB: 0 BB: 0 P: 10	R: 0 E: 0 K: 0 S: 5	H: 0 LOB: 1 BB: 2 P: 18	R: 1 E: 0 K: 2 S: 11	H: 1 LOB: 0 BB: 1 P: 23	R: 0 E: 0 K: 1 S: 8	H: 0 LOB: 0 BB: 0 P: 13	R: 2 E: 0 K: 0 S: 9	H: 2 LOB: 3 BB: 3 P: 25	R: 0 E: 0 K: 1 S: 7	H: 1 LOB: 1 BB: 0 P: 10		1B: 3 2B: 1 3B: 1 HR: 1	SF: 1 SAC: 0 DP: 1 HBP: 0	WP: 1 PB: 0 SB: 0 CS: 1
PITCHER Mike Hampton, L ERA: 2.84 Mike Magnante, L ERA: 6.39 Bob Scanlan, R ERA: 3.5 (1, 1) (7, 1) (8, 1)	IP: 6.1 WLS: L BF: 27 H: 5 R: 5 ER: 5 SO: 6 BB: 5 IBB: 0 HBP: 0 BLK: 0 WP: 1 HR: 1 S: 51 P: 99 ERA: 7.11 WHIP: 1.579															PITCHER				

Batter	1	2	3	4	5	6	7	8	9	AB	R	H	RBI	BB	SO	LOB	TOP			
Quilvio Veras, S OBP: 0.396, SLG: 0.338	2-2 F8 HBP	1-3 K		2-1 G5-3		1-0 2H 1B		1-1 P4		4	0	1	1	0	1	1				
Tony Gwynn, L OBP: 0.398, SLG: 0.544 James Mouton, R OBP: 0.250, SLG: 0.260	1-1 P7		1-1 1B 2B	1-1 2B		0-2 G6-3		0-0 CS 1B		5	1	3	0	0	0	2				
Greg Vaughn, R OBP: 0.367, SLG: 0.633	1-0 F8		2-3 K	2-3 K		1-0 HBP		4-2 1-2 BB		3	0	0	0	1	2	3				
Ken Caminiti, S OBP: 0.337, SLG: 0.445	1-3 K		1-0 1B 2B HBP		1-3 K	1-3 K		0-2 P7		4	1	0	0	0	3	4				
Wally Joyner, L OBP: 0.386, SLG: 0.488		0-0 WP 1B 2B	0-0 2B 1-3 2H 1B		0-3 K		0-0 P8		1-2 P6	5	1	2	1	0	1	0				
Steve Finley, L OBP: 0.284, SLG: 0.383		2-3 K	0-0 2B	1-3 2B		0-0 G4-3		1-3 K		2-2 G1-3 1B	5	0	2	1	0	2	1			
Ruben Rivera, R OBP: 0.438, SLG: 0.654 Mark Sweeney, L OBP: 0.307, SLG: 0.308	4-2 WP 1B BB		2-1 G5-3		1-2 2B 1B		4-2 1B E BB		1-1 G1-3 1B	2	3	1	0	2	0	2				
Carlos Hernandez, R OBP: 0.314, SLG: 0.350	0-3 K		2-2 L8		3-1 F9		0-2 E9 1B		0-0 G1-3	5	0	1	0	0	1	7				
Chris Gomez, R OBP: 0.320, SLG: 0.368	2-0 1-1 2H 1B			0-2 F9		0-0 1-1 1B 2B		2-3 K		5	1	2	3	0	2	3				
Inning Stats	R: 0 E: 0 K: 1 S: 9	H: 0 LOB: 1 BB: 0 P: 14	R: 2 E: 0 K: 3 S: 15	H: 2 LOB: 1 BB: 1 P: 24	R: 2 E: 0 K: 1 S: 14	H: 3 LOB: 2 BB: 0 P: 22	R: 0 E: 0 K: 1 S: 11	H: 1 LOB: 1 BB: 0 P: 16	R: 0 E: 0 K: 2 S: 7	H: 0 LOB: 0 BB: 0 P: 8	R: 1 E: 1 K: 2 S: 15	H: 1 LOB: 1 BB: 1 P: 22	R: 0 E: 0 K: 1 S: 9	H: 1 LOB: 1 BB: 1 P: 14	R: 0 E: 0 K: 1 S: 13	H: 2 LOB: 2 BB: 0 P: 18	1B: 8 2B: 5 3B: 0 HR: 0	SF: 0 SAC: 0 DP: 0 HBP: 3	WP: 1 PB: 0 SB: 0 CS: 1	PA: 45
PITCHER	IP WLS BF H R ER SO BB IBB HBP BLK WP HR S P ERA WHIP																	PITCHER	IP WLS BF H R ER SO BB IBB HBP BLK WP HR S P ERA WHIP	
Darren Oliver, L ERA: 6.72	(1, 1) 6.2 W 3 1 1 0 1 1 0 0 0 0 0 0 75 111 8.10 1.500																			
Tim Crabtree, R ERA: 4.99	(7, 1) 0.1 W 3 1 1 0 1 1 0 0 0 0 0 0 10 16 0.00 6.000																			
Scott Bailes, L ERA: 3.98	(8, 1) 0.1 2 1 0 0 0 0 0 0 0 0 0 0 0 3 4 0.00 3.000																			
Danny Patterson, R ERA: 2.7	(8, 1) 0.2 2 0 0 0 0 1 0 0 0 0 0 0 0 6 10 0.00 1.500																			
John Wetteland, R ERA: 1.66	(9, 1) 1.0 S 5 2 0 0 1 0 0 0 0 0 0 0 13 18 0.00 2.000																			

San Diego Padres @ Texas Rangers
The Ballpark at Arlington, Arlington, TX
Fri Jun 05 1998, 8:05 PM EDT
Att: 37,903 - Cloudy - 66 F

AB	39
R	7
H	13
RBI	6
BB	3
SO	12
LOB	23



Batter	1	2	3	4	5	6	7	8	9	AB	R	H	RBI	BB	SO	LOB	BOTTOM			
Tom Goodwin, L OBP: 0.413, SLG: 0.358	2-2 G4-3	1-0 FC3-2 29 PB G5-3 2B		0-1 1B E 1B		0-1 BB 1B		4-1 G3 BB		4	2	2	0	1	0	2				
Mark McLemore, S OBP: 0.429, SLG: 0.386	1-1 G1-3	1-1 G5-3		1-0 E5 SF9 1B		4-0 1-2 BB		0-1 G3		4	1	1	0	1	0	3				
29 Rusty Greer, L OBP: 0.367, SLG: 0.424	1-2 1B 2B	4-2 2B BB		3-3 K		0-3 K		3-2 G6-3		4	1	1	0	1	2	4				
Juan Gonzalez, R OBP: 0.332, SLG: 0.610	4-2 BB 1B BB	0-2 1-3 3H 2B		0-2 SF9		0-1 HR		1-1 P4		3	1	2	3	1	0	0				
Willi Clark, L OBP: 0.379, SLG: 0.461	0-0 BB 1B	2-1 G4-3		0-0 1B 2B		1-1 G6-3		1-3 K		5	1	2	1	0	1	2				
Ivan Rodriguez, R OBP: 0.426, SLG: 0.647	4-1 BB		1-2 F9	0-1 FC4-6 1B		0-1 G6-3		0-1 1B 1B		4	0	2	1	1	0	0				
Lee Stevens, L OBP: 0.313, SLG: 0.511	3-3 K		3-2 G4-3 1B	0-0 FC4-6 1-2		1-0 G4-3		0-0 1B		5	0	2	0	0	1	4				
Domingo Cedeno, S OBP: 0.344, SLG: 0.328		0-2 1B FC3-2 1B		0-0 G4-3		1-2 F7		4-2 WP 1B BB		4	1	1	0	1	1	3				
Fernando Tatis, R OBP: 0.322, SLG: 0.355		0-0 G5-3 29 PB FC3-2 1B		0-0 L4		0-1 G5-3		2-2 BB 1B		4	1	2	1	0	0	1				
Inning Stats	R: 1 E: 0 K: 1 S: 17	H: 2 LOB: 3 BB: 2 P: 32	R: 2 E: 0 K: 0 S: 14	H: 3 LOB: 1 BB: 1 P: 22	R: 0 E: 0 K: 0 S: 9	H: 1 LOB: 1 BB: 0 P: 13	R: 3 E: 1 K: 1 S: 14	H: 4 LOB: 1 BB: 0 P: 18	R: 0 E: 0 K: 1 S: 10	H: 1 LOB: 2 BB: 1 P: 15	R: 1 E: 0 K: 0 S: 7	H: 1 LOB: 1 BB: 0 P: 9	R: 1 E: 0 K: 0 S: 12	H: 1 LOB: 1 BB: 2 P: 25	R: 0 E: 0 K: 2 S: 11	H: 2 LOB: 2 BB: 0 P: 13	1B: 11 2B: 3 3B: 0 HR: 1	SF: 1 SAC: 0 DP: 0 HBP: 0	WP: 1 PB: 1 SB: 0 CS: 0	PA: 44
PITCHER	IP WLS BF H R ER SO BB IBB HBP BLK WP HR S P ERA WHIP																	PITCHER	IP WLS BF H R ER SO BB IBB HBP BLK WP HR S P ERA WHIP	
Kevin Brown, R ERA: 2.91	(1, 1) 5.0 L 9 2 2 2 0 2 0 0 0 0 1 1 19 34 9.00 2.000																			
Donnie Wall, R ERA: 2.67	(6, 1) 2.0 L 9 2 2 2 0 2 0 0 0 0 1 1 19 34 9.00 2.000																			
Dan Miceli, R ERA: 3.45	(8, 1) 1.0 5 2 0 0 0 2 0 0 0 0 0 0 0 11 13 0.00 2.000																			

San Diego Padres @ Texas Rangers
The Ballpark at Arlington, Arlington, TX
Fri Jun 05 1998, 8:05 PM EDT
Att: 37,903 - Cloudy - 66 F

AB	37
R	8
H	15
RBI	6
BB	6
SO	5
LOB	19



Batter	1	2	3	4	5	6	7	8	9	AB	R	H	RBI	BB	SO	LOB	TOP										
Quilvio Veras, S OBP: 0.384, SLG: 0.337 (1, 4)										4	0	1	0	0	1	3											
Steve Finley, L OBP: 0.283, SLG: 0.381 (1, 8)										4	0	1	0	0	0	1											
Tony Gwynn, L OBP: 0.391, SLG: 0.533 (1, 10)										4	0	0	0	0	0	1											
Greg Vaughn, R OBP: 0.361, SLG: 0.622 (1, 7)										4	0	0	0	0	0	2											
Wally Joyner, L OBP: 0.383, SLG: 0.483 (1, 3)										4	0	1	0	0	1	0											
Mark Sweeney, L OBP: 0.304, SLG: 0.304 (1, 9)										4	0	1	0	0	1	0											
Ed Giovanola, L OBP: 0.321, SLG: 0.365 (1, 5)										4	0	2	0	0	0	2											
Carlos Hernandez, R OBP: 0.306, SLG: 0.340 (1, 2)										4	0	0	0	0	2	5											
Chris Gomez, R OBP: 0.320, SLG: 0.364 (1, 6)										2	0	0	0	1	1	2											
Inning Stats	R: 0 E: 1 K: 0 S: 8	H: 1 LOB: 1 BB: 0 P: 13	R: 0 E: 0 K: 1 S: 7	H: 0 LOB: 0 BB: 0 P: 10	R: 0 E: 0 K: 2 S: 8	H: 0 LOB: 0 BB: 0 P: 15	R: 0 E: 0 K: 0 S: 5	H: 0 LOB: 0 BB: 0 P: 7	R: 0 E: 1 K: 0 S: 12	H: 1 LOB: 2 BB: 0 P: 16	R: 0 E: 0 K: 0 S: 10	H: 1 LOB: 1 BB: 0 P: 15	R: 0 E: 0 K: 1 S: 14	H: 2 LOB: 3 BB: 1 P: 24	R: 0 E: 0 K: 0 S: 10	H: 0 LOB: 0 BB: 0 P: 18	R: 0 E: 0 K: 2 S: 12	H: 1 LOB: 1 BB: 0 P: 15	1B: 5 2B: 0 3B: 1 HR: 0	SF: 0 SAC: 0 DP: 0 HBP: 0	WP: 0 PB: 0 SB: 0 CS: 1	PA: 35					
PITCHER	IP	WLS	BF	H	R	ER	SO	BB	IBB	HBP	BLK	WP	HR	S	P	ERA	WHIP										
John Burkett, R ERA: 6.3 (1, 1)	8.0	W	31	5	0	0	4	1	0	0	0	0	0	74	118	0.00	0.750										
John Wetteland, R ERA: 1.59 (9, 1)	1.0	S	4	1	0	0	2	0	0	0	0	0	0	12	15	0.00	1.000										

San Diego Padres @ Texas Rangers
The Ballpark at Arlington, Arlington, TX
Sat Jun 06 1998, 8:05 PM EDT
Att: 46,022 - Unknown - 74 F

AB	34
R	0
H	6
RBI	0
BB	1
SO	6
LOB	16



Batter	1	2	3	4	5	6	7	8	9	AB	R	H	RBI	BB	SO	LOB	BOTTOM										
Roberto Kelly, R OBP: 0.325, SLG: 0.538 (1, 8)										4	0	0	0	0	2	3											
Tom Goodwin, L OBP: 0.413, SLG: 0.358 (8, 8)										0	0	0	0	0	0	0											
Mark McLemore, S OBP: 0.430, SLG: 0.392 (1, 4)										2	0	1	0	0	0	1											
Luis Alicea, S OBP: 0.353, SLG: 0.440 (4, 4)										2	0	1	2	0	0	0											
29 Rusty Greer, L OBP: 0.362, SLG: 0.416 (1, 7)										4	0	0	0	0	2	2											
Juan Gonzalez, R OBP: 0.335, SLG: 0.610 (1, 9)										3	0	1	0	1	0	0											
Will Clark, L OBP: 0.381, SLG: 0.466 (1, 3)										4	0	2	0	0	0	3											
Ivan Rodriguez, R OBP: 0.425, SLG: 0.638 (1, 2)										3	0	0	0	1	2	2											
Mike Simms, R ERA: 3.83 (1, 10)										3	1	1	0	0	1	1											
Lee Stevens, L OBP: 0.316, SLG: 0.511 (8, PH)										0	0	0	0	1	0	0											
Domingo Cedenio, S OBP: 0.353, SLG: 0.387 (1, 6)										4	2	2	1	0	1	3											
Fernando Tatis, R OBP: 0.324, SLG: 0.357 (1, 5)										2	0	1	0	0	0	0											
Inning Stats	R: 0 E: 0 K: 2 S: 10	H: 1 LOB: 2 BB: 1 P: 21	R: 0 E: 0 K: 2 S: 10	H: 0 LOB: 0 BB: 0 P: 16	R: 0 E: 0 K: 1 S: 6	H: 1 LOB: 0 BB: 0 P: 11	R: 0 E: 0 K: 0 S: 8	H: 1 LOB: 1 BB: 0 P: 10	R: 2 E: 0 K: 1 S: 16	H: 3 LOB: 1 BB: 0 P: 27	R: 0 E: 0 K: 2 S: 10	H: 1 LOB: 1 BB: 0 P: 16	R: 1 E: 0 K: 0 S: 9	H: 1 LOB: 0 BB: 0 P: 19	R: 0 E: 0 K: 0 S: 16	H: 1 LOB: 3 BB: 2 P: 30	1B: 4 2B: 4 3B: 0 HR: 1	SF: 0 SAC: 1 DP: 1 HBP: 0	WP: 0 PB: 1 SB: 0 CS: 0	PA: 35							
PITCHER	IP	WLS	BF	H	R	ER	SO	BB	IBB	HBP	BLK	WP	HR	S	P	ERA	WHIP										
Sterling Hitchcock, L ERA: 3.83 (1, 1)	7.2	L	32	9	3	3	8	0	1	0	0	0	0	75	131	3.52	1.174										
Brian Boehringer, R ERA: 4.59 (8, 1)	0.1		3	0	0	0	0	1	1	0	0	0	0	10	19	0.00	3.000										

San Diego Padres @ Texas Rangers
The Ballpark at Arlington, Arlington, TX
Sat Jun 06 1998, 8:05 PM EDT
Att: 46,022 - Unknown - 74 F

AB	31
R	3
H	9
RBI	3
BB	3
SO	8
LOB	15



Batter	1	2	3	4	5	6	7	8	9	AB	R	H	RBI	BB	SO	LOB	TOP					
Quilvio Veras, S OBP: 0.397, SLG: 0.341	G4-3		CS		P4		G4-6-3	G1-3		6	1	3	2	0	0	3	San Diego Padres @ Texas Rangers The Ballpark at Arlington, Arlington, TX Sun Jun 07 1998, 4:33 AM EDT Att: 46,372 - Cloudy - 78 F					
Steve Finley, L OBP: 0.295, SLG: 0.401	2B		E8		HR		G4-6-3	1B	2B	5	3	4	5	1	0	1						
Tony Gwynn, L James Mouton, R OBP: 0.391, SLG: 0.528 OBP: 0.246, SLG: 0.255	F7		G3		HR				F9	4	1	1	1	1	0	1						
Greg Vaughn, R OBP: 0.364, SLG: 0.634	1B		F7		HR				F8	5	2	2	4	1	0	3						
Wally Joyner, L OBP: 0.384, SLG: 0.477	BB				G3				F7	4	1	1	0	1	0	0						
Mandy Romero, S Ken Caminiti, S Carlos Hernandez, R OBP: 0.310, SLG: 0.345	F7				F8				1B	3	0	0	0	0	0	2						
Ruben Rivera, R OBP: 0.432, SLG: 0.600					F7				1B	4	2	1	1	1	0	0						
Ed Giovanola, L OBP: 0.326, SLG: 0.359									1B	4	2	1	2	1	0	0						
Andy Sheets, R Mark Sweeney, L Chris Gomez, R OBP: 0.298, SLG: 0.359 OBP: 0.313, SLG: 0.314 OBP: 0.323, SLG: 0.364	G5-3								1B	2	1	0	0	1	0	0						
Inning Stats	R: 1 E: 0 K: 0 S: 11	H: 1 LOB: 2 BB: 2 P: 24	R: 0 E: 0 K: 0 S: 6	H: 0 LOB: 0 BB: 0 P: 9	R: 1 E: 1 K: 0 S: 8	H: 2 LOB: 0 BB: 0 P: 14	R: 0 E: 0 K: 0 S: 9	H: 0 LOB: 0 BB: 0 P: 12	R: 4 E: 0 K: 0 S: 9	H: 2 LOB: 0 BB: 2 P: 21	R: 0 E: 0 K: 0 S: 5	H: 0 LOB: 0 BB: 0 P: 11	R: 0 E: 0 K: 0 S: 4	H: 1 LOB: 0 BB: 0 P: 6	R: 6 E: 0 K: 0 S: 20	H: 4 LOB: 2 BB: 4 P: 45		R: 5 E: 0 K: 0 S: 15	H: 5 LOB: 1 BB: 1 P: 24	1B: 10 2B: 4 3B: 0 HR: 1	SF: 0 SAC: 0 DP: 1 HBP: 0	WP: 0 PB: 0 SB: 0 CS: 1
PITCHER	IP	WLS	BF	H	R	ER	SO	BB	IBB	HBP	BLK	WP	HR	S	P	ERA	WHIP					
Bobby Witt, R ERA: 7.36	6.1		27	5	6	5	0	3	1	0	0	0	1	49	93	7.11	1.263					
Eric Gunderson, L ERA: 0.53	1.0		3	1	0	0	0	0	0	0	0	0	0	5	8	0.00	1.000					
Danny Patterson, R ERA: 4.95	0.0	L	5	1	2	2	0	4	0	0	0	0	0	8	25	∞	∞					
Tim Crabtree, R ERA: 5.14	0.1		2	1	2	2	0	0	0	0	0	0	0	5	7	54.00	3.000					
Scott Bales, L ERA: 3.92	0.1		3	2	2	2	0	0	0	0	0	0	0	5	9	54.00	6.000					

AB	40
R	17
H	15
RBI	17
BB	9
SO	0
LOB	11



Batter	1	2	3	4	5	6	7	8	9	AB	R	H	RBI	BB	SO	LOB	BOTTOM				
Tom Goodwin, L OBP: 0.409, SLG: 0.354	S	G5-3		K			F8	F9		5	1	1	0	0	1	3	San Diego Padres @ Texas Rangers The Ballpark at Arlington, Arlington, TX Sun Jun 07 1998, 4:33 AM EDT Att: 46,372 - Cloudy - 78 F				
Luis Alica, S OBP: 0.374, SLG: 0.435	S			P6			HR			1	2	0	0	3	0	1					
Ivan Rodriguez, R OBP: 0.420, SLG: 0.628	K				G5-3		K	F8		5	1	1	0	0	2	3					
Juan Gonzalez, R Scott Sheldon, R OBP: 0.341, SLG: 0.610	BB				L5		HR			2	1	1	1	2	0	0					
Will Clark, L OBP: 0.385, SLG: 0.483	P5			SF9			HR			3	2	2	4	1	0	2					
Mike Simms, R 29 Rusty Greer, L OBP: 0.436, SLG: 0.625 OBP: 0.359, SLG: 0.413				P4			F7			2	0	0	0	1	0	2					
Roberto Kelly, R Lee Stevens, L OBP: 0.302, SLG: 0.500 OBP: 0.323, SLG: 0.511				P4			K			3	0	0	0	0	2	1					
Domingo Cedeno, S OBP: 0.356, SLG: 0.418					F8					5	0	2	2	0	0	1					
Fernando Tatis, R OBP: 0.326, SLG: 0.364							K			5	0	2	0	0	1	2					
Inning Stats	R: 1 E: 1 K: 1 S: 16	H: 1 LOB: 1 BB: 2 P: 33	R: 0 E: 0 K: 1 S: 9	H: 1 LOB: 0 BB: 0 P: 13	R: 2 E: 0 K: 0 S: 10	H: 2 LOB: 1 BB: 1 P: 19	R: 0 E: 0 K: 1 S: 10	H: 1 LOB: 1 BB: 0 P: 16	R: 0 E: 0 K: 2 S: 11	H: 1 LOB: 1 BB: 0 P: 15	R: 3 E: 0 K: 1 S: 22	H: 1 LOB: 1 BB: 3 P: 41	R: 0 E: 0 K: 0 S: 9	H: 0 LOB: 1 BB: 1 P: 14	R: 2 E: 0 K: 1 S: 15	H: 1 LOB: 1 BB: 2 P: 26		1B: 6 2B: 1 3B: 1 HR: 1	SF: 1 SAC: 0 DP: 0 HBP: 1	WP: 2 PB: 0 SB: 3 CS: 0	PA: 45
PITCHER	IP	WLS	BF	H	R	ER	SO	BB	IBB	HBP	BLK	WP	HR	S	P	ERA	WHIP				
24 Mark Langston, L ERA: 5.22	5.1		26	7	3	3	4	3	0	1	0	0	1	15	28	27.00	3.000				
Carlos Reyes, R ERA: 3.91	1.0		6	1	3	3	2	2	0	0	0	0	0	21	34	0.00	1.200				
Dan Miceli, R ERA: 3.27	1.2	W	7	0	0	0	0	2	0	0	0	0	0	15	26	18.00	3.000				
Trevor Hoffman, R ERA: 1.73	1.0		6	1	2	2	1	2	0	0	0	2	0	15	26	18.00	3.000				

AB	34
R	8
H	9
RBI	7
BB	9
SO	7
LOB	16



Batter	1	2	3	4	5	6	7	8	9	AB	R	H	RBI	BB	SO	LOB	TOP					
Reggie Sanders, R OBP: 0.346, SLG: 0.427	1-0 G6-3 3B		1-2 G4-3		2-1 1B 2B 1B		2-2 G5-3		1-0 FC4-6 1B	5	2	3	0	0	0	0	Cincinnati Reds @ San Diego Padres Qualcomm Stadium, San Diego, CA Mon Jun 08 1998, 10:05 PM EDT Att: 14,620 - Cloudy - 67 F					
Lenny Harris, L OBP: 0.342, SLG: 0.373	0-1 G6-3		0-0 F7		1-1 2B 1-3 1B		2-1 1B		0-1 FC4-6 1-2	5	0	2	1	0	0	1						
Barry Larkin, R OBP: 0.365, SLG: 0.430	1-0 F7		1-0 F9		2-1 1-3 2B		1-3 K			4	0	1	1	0	1	1						
Willie Greene, L OBP: 0.406, SLG: 0.452	4-2 BB			1-1 FC4-6 1B		1-0 P5		4-2 G3 BB		2	0	1	0	2	0	2						
Dmitri Young, S OBP: 0.358, SLG: 0.496	1-2 P5			0-0 FC4-6 BB 1-2		0-1 G4-3		1-1 F7		4	0	0	0	0	0	5						
Eddie Taubensee, L OBP: 0.385, SLG: 0.472		2-3 K		3-1 P5		1-3 K		1-2 G3		4	0	0	0	0	2	2						
Bret Boone, R OBP: 0.338, SLG: 0.490		1-2 FC5-4 1B		4-1 1-2 BB		0-0 G6-3		2-3 K2-3		3	0	1	0	1	1	1						
Chris Stynes, R OBP: 0.335, SLG: 0.367		0-0 FC5-4		1-0 G4-3		3-1 G4-3			0-0 P5	3	0	0	0	0	0	3						
Scott Sullivan, R OBP: 0.200, SLG: 0.200										0	0	0	0	0	0	0						
Danny Graves, R										0	0	0	0	0	0	0						
Melvin Nieves, S OBP: 0.339, SLG: 0.383		1-2								1	0	0	0	0	0	0						
Scott Winchester, R OBP: 0.345, SLG: 0.387		0-3 K							2-2 G4-3	2	0	0	0	0	1	1						
Jon Nunnally, L										2	0	0	0	0	0	0						
Inning Stats	R: 1 E: 0 K: 0 S: 11	H: 1 LOB: 1 BB: 1 P: 18	R: 0 E: 0 K: 2 S: 12	H: 1 LOB: 1 BB: 0 P: 15	R: 0 E: 0 K: 0 S: 5	H: 0 LOB: 0 BB: 0 P: 7	R: 0 E: 0 K: 0 S: 7	H: 1 LOB: 2 BB: 1 P: 16	R: 1 E: 0 K: 0 S: 10	H: 3 LOB: 2 BB: 0 P: 17	R: 0 E: 0 K: 1 S: 6	H: 0 LOB: 0 BB: 0 P: 10	R: 0 E: 0 K: 1 S: 9	H: 1 LOB: 1 BB: 0 P: 14	R: 0 E: 0 K: 1 S: 11	H: 0 LOB: 1 BB: 1 P: 19	R: 0 E: 0 K: 0 S: 7	H: 1 LOB: 1 BB: 0 P: 10	1B: 6 2B: 1 3B: 1 HR: 0	SF: 0 SAC: 0 DP: 0 HBP: 0	WP: 0 PB: 0 SB: 0 CS: 0	PA: 38
PITCHER	IP WLS BF H R ER SO BB IBB HBP BLK WP HR S P ERA WHIP	IP WLS BF H R ER SO BB IBB HBP BLK WP HR S P ERA WHIP																				
Joey Hamilton, R ERA: 5.2	(1, 1) 8.0 W 34 7 2 2 5 3 0 0 0 0 0 0 71 116 2.25 1.250																					
Trevor Hoffman, R ERA: 1.67	(9, 1) 1.0 S 4 1 0 0 0 0 0 0 0 0 0 0 7 10 0.00 1.000																					

AB	35
R	2
H	8
RBI	2
BB	3
SO	5
LOB	16



Batter	1	2	3	4	5	6	7	8	9	AB	R	H	RBI	BB	SO	LOB	BOTTOM			
Quilvio Veras, S OBP: 0.387, SLG: 0.340	2-2 F7	4-2 1B BB		3-3 K			2-1 S 1B SF7 1B	1-1 G4-3		4	1	1	1	1	1	1	Cincinnati Reds @ San Diego Padres Qualcomm Stadium, San Diego, CA Mon Jun 08 1998, 10:05 PM EDT Att: 14,620 - Cloudy - 67 F			
Steve Finley, L OBP: 0.302, SLG: 0.404	4-1 BB	1-2 1-2 2-3 3H 1B			1-1 F7		1-0 BB S G3 1B		3	1	2	1	1	0	0					
Tony Gwynn, L OBP: 0.387, SLG: 0.521	1-1 F9	1-1 F9			2-1 F7		4-2 G3 BB BB		3	0	0	0	0	0	4					
Ruben Rivera, R OBP: 0.447, SLG: 0.600							1-2 2-3 BB		0	0	0	0	1	0	0					
Ken Caminiti, S OBP: 0.339, SLG: 0.443	1-3 K		0-0 F8		0-0 BB 1B		3-2 SF7		3	0	1	1	0	1	1					
Greg Vaughn, R OBP: 0.370, SLG: 0.638		0-0 G4-3 BB 2B	0-0 G6-3		4-1 BB		4-2 G3		2	1	1	0	2	0	0					
Wally Joyner, L OBP: 0.376, SLG: 0.467	1-0 G4-3	1-0 G4-3	3-3 K		2-0 G1-3		3-1 G3		4	0	0	1	0	1	5					
Carlos Hernandez, R OBP: 0.302, SLG: 0.336		0-1 G5-3		3-2 P4		2-3 K	2-1 F8		4	0	0	0	0	1	3					
Chris Gomez, R OBP: 0.327, SLG: 0.363		4-1 BB BB 1B BB		2-1 S 1B		0-1 F8		1-3 K	3	1	1	0	1	1	0					
Joey Hamilton, R OBP: 0.121, SLG: 0.094		4-0 BB BB		1-0 F8		1-3 K		1-2 L6	2	0	0	0	1	1	1					
Mark Sweeney, L OBP: 0.309, SLG: 0.310									1	0	0	0	0	0	0					
Trevor Hoffman, R ERA: 3.18		1-2 BB		1-2					0	0	0	0	0	0	0					
Inning Stats	R: 0 E: 0 K: 1 S: 9	H: 0 LOB: 1 BB: 1 P: 17	R: 2 E: 0 K: 0 S: 11	H: 2 LOB: 3 BB: 3 P: 26	R: 0 E: 0 K: 1 S: 5	H: 0 LOB: 0 BB: 0 P: 8	R: 0 E: 0 K: 1 S: 9	H: 1 LOB: 1 BB: 0 P: 18	R: 0 E: 0 K: 0 S: 7	H: 1 LOB: 2 BB: 1 P: 16	R: 0 E: 0 K: 2 S: 11	H: 0 LOB: 0 BB: 0 P: 14	R: 2 E: 0 K: 0 S: 14	H: 2 LOB: 2 BB: 2 P: 33	R: 0 E: 0 K: 1 S: 10	H: 0 LOB: 0 BB: 0 P: 13	1B: 5 2B: 1 3B: 0 HR: 0	SF: 1 SAC: 0 DP: 0 HBP: 0	WP: 0 PB: 0 SB: 3 CS: 0	PA: 37
PITCHER	IP WLS BF H R ER SO BB IBB HBP BLK WP HR S P ERA WHIP	IP WLS BF H R ER SO BB IBB HBP BLK WP HR S P ERA WHIP																		
Scott Winchester, R ERA: 4.37	(1, 1) 5.0 L 5 2 2 2 2 0 0 0 0 0 0 14 20 18.00 2.000																			
Scott Sullivan, R ERA: 5.63	(6, 1) 1.0 L 5 2 2 2 2 0 0 0 0 0 0 14 20 18.00 2.000																			
Danny Graves, R ERA: 3.18	(7, 1) 2.0 8 0 0 0 0 1 2 0 0 0 0 0 0 21 40 0.00 1.000																			



Batter	1	2	3	4	5	6	7	8	9	AB	R	H	RBI	BB	SO	LOB	TOP					
Reggie Sanders, R OBP: 0.349, SLG: 0.429										4	1	2	0	0	0	0	<p>Cincinnati Reds @ San Diego Padres Qualcomm Stadium, San Diego, CA Tue Jun 09 1998, 10:05 PM EDT Att: 14,857 - Cloudy - 69 F</p> <p>livebaseballscorecards.com</p> <p>AB 34 R 1 H 8 RBI 1 BB 0 SO 13 LOB 11</p>					
Dmitri Young, S OBP: 0.352, SLG: 0.487										4	0	0	0	0	2	2						
Barry Larkin, R OBP: 0.363, SLG: 0.426										4	0	1	1	0	2	0						
Willie Greene, L OBP: 0.403, SLG: 0.448										4	0	1	0	0	1	1						
Bret Boone, R OBP: 0.341, SLG: 0.490										4	0	2	0	0	1	0						
Melvin Nieves, S OBP: 0.317, SLG: 0.353										4	0	0	0	0	3	3						
Pat Watkins, R OBP: 0.288, SLG: 0.383										4	0	2	0	0	1	3						
Brook Fordyce, R OBP: 0.273, SLG: 0.327										3	0	0	0	0	0	2						
Danny Graves, R										0	0	0	0	0	0	0						
Gabe White, L OBP: 0.333, SLG: 0.333										0	0	0	0	0	0	0						
Brett Tomko, R OBP: 0.133, SLG: 0.103										2	0	0	0	0	2	0						
Eddie Taubensee, L OBP: 0.393, SLG: 0.470										1	0	0	0	0	1	0						
Inning Stats	R: 0 E: 0 K: 2 S: 9	H: 1 LOB: 0 BB: 0 P: 13	R: 0 E: 0 K: 1 S: 6	H: 1 LOB: 1 BB: 0 P: 11	R: 0 E: 0 K: 1 S: 7	H: 0 LOB: 0 BB: 0 P: 8	R: 0 E: 0 K: 1 S: 8	H: 0 LOB: 0 BB: 0 P: 11	R: 0 E: 0 K: 1 S: 9	H: 1 LOB: 1 BB: 0 P: 14	R: 1 E: 1 K: 1 S: 13	H: 2 LOB: 1 BB: 0 P: 18	R: 0 E: 0 K: 2 S: 6	H: 1 LOB: 1 BB: 0 P: 6	R: 0 E: 0 K: 3 S: 7	H: 0 LOB: 2 BB: 0 P: 7	R: 0 E: 0 K: 3 S: 15	H: 2 LOB: 2 BB: 0 P: 17	1B: 7 2B: 1 3B: 0 HR: 0	SF: 0 SAC: 0 DP: 0 HBP: 0	WP: 0 PB: 0 SB: 1 CS: 1	PA: 34
PITCHER	IP WLS BF H R ER SO BB IBB HBP BLK WP HR S P ERA WHIP																					
Andy Ashby, R ERA: 2.21	(1, 1)	8.1 W 32 8 1 1 11 0 0 0 0 0 0 0 74 97 1.08 0.960																				
Trevor Hoffman, R ERA: 1.63	(9, 1)	0.2 S 2 0 0 0 2 0 0 0 0 0 0 0 6 8 0.00 0.000																				

Batter	1	2	3	4	5	6	7	8	9	AB	R	H	RBI	BB	SO	LOB	BOTTOM			
Quilvio Veras, S OBP: 0.383, SLG: 0.333										4	0	0	0	1	0	0	<p>Cincinnati Reds @ San Diego Padres Qualcomm Stadium, San Diego, CA Tue Jun 09 1998, 10:05 PM EDT Att: 14,857 - Cloudy - 69 F</p> <p>livebaseballscorecards.com</p> <p>AB 30 R 5 H 6 RBI 5 BB 7 SO 6 LOB 15</p>			
Steve Finley, L OBP: 0.304, SLG: 0.402										4	1	1	0	1	0	2				
Wally Joyner, L OBP: 0.374, SLG: 0.459										3	1	0	0	1	0	3				
Ken Caminiti, S OBP: 0.343, SLG: 0.448										3	1	1	0	1	0	1				
Ed Giovannola, L OBP: 0.326, SLG: 0.359										0	0	0	0	0	0	0				
Greg Vaughn, R OBP: 0.372, SLG: 0.647										3	1	1	4	1	1	1				
Mark Sweeney, L OBP: 0.318, SLG: 0.324										3	0	1	0	1	1	2				
Ruben Rivera, R OBP: 0.447, SLG: 0.600										0	0	0	0	0	0	0				
Andy Sheets, R OBP: 0.306, SLG: 0.379										3	1	1	0	1	1	2				
Carlos Hernandez, R OBP: 0.301, SLG: 0.333										4	0	1	1	0	1	4				
Andy Ashby, R OBP: 0.086, SLG: 0.086										3	0	0	0	0	2	0				
Trevor Hoffman, R										0	0	0	0	0	0	0				
Inning Stats	R: 0 E: 0 K: 0 S: 6	H: 0 LOB: 1 BB: 1 P: 12	R: 0 E: 0 K: 0 S: 4	H: 0 LOB: 0 BB: 0 P: 5	R: 0 E: 0 K: 0 S: 9	H: 0 LOB: 0 BB: 0 P: 14	R: 0 E: 0 K: 1 S: 10	H: 1 LOB: 2 BB: 1 P: 19	R: 1 E: 1 K: 2 S: 12	H: 2 LOB: 2 BB: 1 P: 24	R: 0 E: 1 K: 2 S: 14	H: 0 LOB: 2 BB: 1 P: 26	R: 4 E: 0 K: 2 S: 21	H: 3 LOB: 3 BB: 3 P: 36	R: 0 E: 0 K: 1 S: 7	H: 0 LOB: 0 BB: 0 P: 10	1B: 2 2B: 2 3B: 1 HR: 1	SF: 0 SAC: 1 DP: 0 HBP: 0	WP: 1 PB: 0 SB: 0 CS: 0	PA: 38
PITCHER	IP WLS BF H R ER SO BB IBB HBP BLK WP HR S P ERA WHIP																			
Brett Tomko, R ERA: 4.54	(1, 1)	6.2 L 34 6 5 5 4 7 0 0 0 0 0 0 3 4 6.75 1.950																		
Danny Graves, R ERA: 3.13	(7, 1)	0.1 1 0 0 0 1 0 0 0 0 0 0 0 3 4 0.00 0.000																		
Gabe White, L ERA: 5.9	(8, 1)	1.0 3 0 0 0 1 0 0 0 0 0 0 0 7 10 0.00 0.000																		

Batter	1	2	3	4	5	6	7	8	9	AB	R	H	RBI	BB	SO	LOB	TOP			
Reggie Sanders, R OBP: 0.342, SLG: 0.419 (1, 8)										4	0	0	0	0	2	0	Cincinnati Reds @ San Diego Padres Qualcomm Stadium, San Diego, CA Wed Jun 10 1998, 10:05 PM EDT Att: 12,957 - Cloudy - 65 F			
Willie Greene, L OBP: 0.401, SLG: 0.444 (1, 5)										4	0	1	0	0	2	0				
Barry Larkin, R OBP: 0.361, SLG: 0.423 (1, 6)										4	0	1	0	0	0	1				
Dmitri Young, S OBP: 0.351, SLG: 0.483 Jeff Shaw, R (8, 1)										4	1	1	0	0	1	1				
Bret Boone, R OBP: 0.338, SLG: 0.486 Chris Stynes, R OBP: 0.332, SLG: 0.363 (5, 4)										2	0	0	0	0	1	3				
Melvin Nieves, S OBP: 0.344, SLG: 0.382 Pokey Reese, R OBP: 0.212, SLG: 0.191 (9, PR)										4	0	3	0	0	0	0				
Pat Watkins, R OBP: 0.321, SLG: 0.431 (1, 7)										4	0	3	1	0	1	1				
Brook Fordyce, R OBP: 0.259, SLG: 0.309 Lenny Harris, L OBP: 0.339, SLG: 0.359 (9, PH)										3	0	0	0	0	0	5				
Pete Harnisch, S OBP: 0.114, SLG: 0.088 Eduardo Perez, R OBP: 0.267, SLG: 0.260 (8, 3)										3	0	0	0	0	2	3				
Inning Stats	R: 0 E: 0 K: 1 S: 8	H: 1 LOB: 0 BB: 0 P: 13	R: 1 E: 1 K: 1 S: 11	H: 3 LOB: 2 BB: 0 P: 16	R: 0 E: 1 K: 1 S: 11	H: 1 LOB: 1 BB: 0 P: 17	R: 0 E: 0 K: 2 S: 10	H: 1 LOB: 1 BB: 0 P: 15	R: 0 E: 0 K: 0 S: 8	H: 2 LOB: 2 BB: 0 P: 15	R: 0 E: 0 K: 1 S: 8	H: 0 LOB: 0 BB: 0 P: 9	R: 0 E: 0 K: 2 S: 7	H: 0 LOB: 1 BB: 0 P: 10	R: 0 E: 0 K: 1 S: 8	H: 1 LOB: 1 BB: 0 P: 12		1B: 8 2B: 1 3B: 0 HR: 0	SF: 0 SAC: 0 DP: 2 HBP: 0	WP: 0 PB: 0 SB: 0 CS: 0
PITCHER Kevin Brown, R ERA: 2.74 (1, 1)	IP: 9.0 WLS: W BF: 35 H: 9 R: 1 ER: 1 SO: 10 BB: 0 IBB: 0 HBP: 0 BLK: 0 WP: 0 HR: 0 S: 79 P: 120 ERA: 1.00 WHIP: 1.000															PITCHER IP: WLS: BF: H: R: ER: SO: BB: IBB: HBP: BLK: WP: HR: S: P: ERA: WHIP				

Batter	1	2	3	4	5	6	7	8	9	AB	R	H	RBI	BB	SO	LOB	BOTTOM			
Quilvio Veras, S OBP: 0.389, SLG: 0.342 (1, 4)										3	1	2	0	1	0	0	Cincinnati Reds @ San Diego Padres Qualcomm Stadium, San Diego, CA Wed Jun 10 1998, 10:05 PM EDT Att: 12,957 - Cloudy - 65 F			
Steve Finley, L OBP: 0.303, SLG: 0.397 (1, 8)										3	0	0	0	1	0	4				
Wally Joyner, L OBP: 0.371, SLG: 0.455 (1, 3)										4	0	1	1	0	2	1				
Ken Caminiti, S OBP: 0.347, SLG: 0.466 Ed Giovannola, L OBP: 0.326, SLG: 0.359 (9, 5)										3	1	1	1	1	2	2				
Greg Vaughn, R OBP: 0.370, SLG: 0.638 (1, 7)										3	0	0	0	1	0	1				
Mark Sweeney, L OBP: 0.307, SLG: 0.312 Ruben Rivera, R OBP: 0.436, SLG: 0.581 (7, 9)										3	0	0	0	0	2	1				
Chris Gomez, R OBP: 0.327, SLG: 0.363 (1, 6)										3	0	1	0	0	0	0				
Carlos Hernandez, R OBP: 0.296, SLG: 0.327 (1, 2)										3	0	0	0	0	1	1				
Kevin Brown, R OBP: 0.257, SLG: 0.242 (1, 1)										3	0	0	0	0	2	0				
Inning Stats	R: 0 E: 0 K: 2 S: 13	H: 0 LOB: 1 BB: 1 P: 22	R: 0 E: 0 K: 1 S: 8	H: 0 LOB: 0 BB: 0 P: 13	R: 0 E: 0 K: 2 S: 14	H: 1 LOB: 1 BB: 0 P: 18	R: 0 E: 0 K: 1 S: 7	H: 0 LOB: 1 BB: 1 P: 14	R: 0 E: 1 K: 0 S: 7	H: 1 LOB: 2 BB: 1 P: 13	R: 1 E: 0 K: 1 S: 9	H: 1 LOB: 0 BB: 0 P: 17	R: 0 E: 0 K: 1 S: 13	H: 0 LOB: 0 BB: 0 P: 18	R: 1 E: 1 K: 1 S: 17	H: 2 LOB: 2 BB: 1 P: 32		1B: 3 2B: 1 3B: 0 HR: 1	SF: 0 SAC: 0 DP: 0 HBP: 0	WP: 0 PB: 0 SB: 0 CS: 1
PITCHER Pete Harnisch, R ERA: 2.8 Jeff Shaw, R ERA: 1.0 (8, 1)	IP: 7.0 WLS: L BF: 6 H: 2 R: 1 ER: 0 SO: 8 BB: 1 IBB: 0 HBP: 0 BLK: 0 WP: 0 HR: 0 S: 17 P: 115 ERA: 1.29 WHIP: 0.857															PITCHER IP: WLS: BF: H: R: ER: SO: BB: IBB: HBP: BLK: WP: HR: S: P: ERA: WHIP				

AB	35
R	1
H	9
RBI	1
BB	0
SO	10
LOB	15



Batter	1	2	3	4	5	6	7	8	9	AB	R	H	RBI	BB	SO	LOB	TOP
Darryl Hamilton, L OBP: 0.391, SLG: 0.363	0-0 BB 1B	1-1 F7			1-0 HR 1B		1-2 G5-3		2-0 P1	5	1	2	0	0	0	3	San Francisco Giants @ San Diego Padres Qualcomm Stadium, San Diego, CA Fri Jun 12 1998, 10:05 PM EDT Att: 60,789 - Cloudy - 71 F
Bill Mueller, S OBP: 0.396, SLG: 0.425	4-0 SAFE SAFE BB		2-1 G4-3		3-3 SAFE SAFE SAFE K		3-3 K			3	0	0	0	1	2	1	
Barry Bonds, L OBP: 0.443, SLG: 0.590	2-1 F7		2-1 P2		1-1 HR			3-2 G4-3		4	1	1	2	0	0	2	
Charlie Hayes, R OBP: 0.374, SLG: 0.424 J.T. Snow, (8, PH) OBP: 0.300, SLG: 0.304	1-0 F7		2-0 1B		3-3 K			1-1 G3		3	0	1	0	0	1	2	
Brian Johnson, R OBP: 0.307, SLG: 0.464	1-3 K		1-1 G4-3		0-1 G6-3			2-2 F9		4	0	0	0	0	1	3	
Chris Jones, R OBP: 0.258, SLG: 0.321 John Johnstone, R OBP: 0.331, SLG: 0.333 Steve Reed, R OBP: 0.500, SLG: 0.500 Jim Poyie, L OBP: 0.250, SLG: 0.500 Brent Mayne, R OBP: 0.367, SLG: 0.368		1-3 K		1-1 1B		2-1 G6-3			1-1 1B	3	0	1	0	0	1	0	
Rich Aurilia, R OBP: 0.368, SLG: 0.482	0-0 P4		1-0 F8		2-2 F8			1-1 1B		4	0	1	0	0	0	1	
Rey Sanchez, R OBP: 0.362, SLG: 0.370	1-1 HR		2-3 K		2-3 K			2-3 K		4	1	1	1	0	3	3	
Kirk Rueter, L OBP: 0.207, SLG: 0.207 Stan Javier, S OBP: 0.324, SLG: 0.311	0-0 1B		1-1 G4-3			3-2 G6-3		1-1 F9		2	0	1	0	0	0	1	
										2	0	0	0	0	0	2	
Inning Stats	R: 0 E: 0 K: 1 S: 7	H: 1 LOB: 2 BB: 1 P: 15	R: 1 E: 0 K: 1 S: 9	H: 2 LOB: 1 BB: 0 P: 12	R: 0 E: 0 K: 0 S: 7	H: 1 LOB: 1 BB: 0 P: 14	R: 0 E: 0 K: 1 S: 8	H: 0 LOB: 0 BB: 0 P: 14	R: 0 E: 0 K: 1 S: 9	H: 0 LOB: 0 BB: 0 P: 16	R: 0 E: 0 K: 1 S: 9	H: 2 LOB: 2 BB: 0 P: 18	1B: 7 2B: 0 3B: 0 HR: 2	SF: 0 SAC: 0 DP: 0 HBP: 0	WP: 0 PB: 0 SB: 0 CS: 0	PA: 37	
PITCHER	IP WLS BF H R ER SO BB IBB HBP BLK WP HR S P ERA WHIP	IP WLS BF H R ER SO BB IBB HBP BLK WP HR S P ERA WHIP	IP WLS BF H R ER SO BB IBB HBP BLK WP HR S P ERA WHIP	IP WLS BF H R ER SO BB IBB HBP BLK WP HR S P ERA WHIP	IP WLS BF H R ER SO BB IBB HBP BLK WP HR S P ERA WHIP	IP WLS BF H R ER SO BB IBB HBP BLK WP HR S P ERA WHIP	IP WLS BF H R ER SO BB IBB HBP BLK WP HR S P ERA WHIP	IP WLS BF H R ER SO BB IBB HBP BLK WP HR S P ERA WHIP	IP WLS BF H R ER SO BB IBB HBP BLK WP HR S P ERA WHIP	IP WLS BF H R ER SO BB IBB HBP BLK WP HR S P ERA WHIP	IP WLS BF H R ER SO BB IBB HBP BLK WP HR S P ERA WHIP	IP WLS BF H R ER SO BB IBB HBP BLK WP HR S P ERA WHIP	IP WLS BF H R ER SO BB IBB HBP BLK WP HR S P ERA WHIP	IP WLS BF H R ER SO BB IBB HBP BLK WP HR S P ERA WHIP	IP WLS BF H R ER SO BB IBB HBP BLK WP HR S P ERA WHIP	IP WLS BF H R ER SO BB IBB HBP BLK WP HR S P ERA WHIP	

Batter	1	2	3	4	5	6	7	8	9	AB	R	H	RBI	BB	SO	LOB	BOTTOM			
Quilvio Veras, S OBP: 0.393, SLG: 0.348	1-3 K		2-1 F8		3-2 BB 1B		3-2 E6 2B 1B	2-1 2B 1B		5	2	3	1	0	1	0	San Francisco Giants @ San Diego Padres Qualcomm Stadium, San Diego, CA Fri Jun 12 1998, 10:05 PM EDT Att: 60,789 - Cloudy - 71 F			
Steve Finley, L OBP: 0.301, SLG: 0.393	1-1 G5-3		1-2 G4-3		0-1 FC5 BB 1B		2-3 K	2-1 P4		5	0	1	0	0	1	3				
Greg Vaughn, R OBP: 0.371, SLG: 0.636	0-3 K			3-3 K	4-2 BB		0-0 F7	1-0 1B 2B		4	1	1	1	1	2	1				
Ken Caminiti, S OBP: 0.354, SLG: 0.473 Ed Giovannola, L OBP: 0.326, SLG: 0.359		1-2 G5-3		2-1 1B	3-1 FC5		3-1 BB 2B	4-0 1B HR IBB		4	1	2	1	1	0	3				
Wally Joyner, L OBP: 0.377, SLG: 0.455	1-0 1B			1-3 K		1-0 F7	4-0 BB IBB	0-0 HR 1B		4	1	2	2	1	1	1				
Ruben Rivera, R OBP: 0.455, SLG: 0.657	3-1 F7			1-0 F8		1-2 1B SF7 1B	4-2 BB 1B	1-0 HR		4	2	2	3	1	0	2				
Andy Sheets, R OBP: 0.313, SLG: 0.384 Dan Miceli, R OBP: 1.000, SLG: 1.000 James Mouton, R OBP: 0.241, SLG: 0.250 Brian Boehringer, S	1-0 1B				3-3 K	2-2 SAFE SAFE SAFE K	1-3 K	2-3 K		4	0	2	0	0	2	3				
Carlos Hernandez, R OBP: 0.298, SLG: 0.348 Tony Cwynn, R OBP: 0.385, SLG: 0.521 Roberto Ramirez, L OBP: 0.329, SLG: 0.364	2-1 F7				2-1 HR	0-1 SAFE SAFE SAFE K	1-3 K	2-3 K		2	1	1	1	0	0	2				
Sterling Hitchcock, L OBP: 0.313, SLG: 0.313 Mandy Romero, S			1-3 K		2-2 G6-3	1-2 K		0-0 FC1 1B 2B		2	0	0	0	0	1	0				
										2	1	0	0	0	1	2				
Inning Stats	R: 0 E: 0 K: 2 S: 8	H: 0 LOB: 0 BB: 0 P: 10	R: 0 E: 0 K: 0 S: 9	H: 2 LOB: 2 BB: 0 P: 17	R: 0 E: 0 K: 1 S: 8	H: 0 LOB: 0 BB: 0 P: 12	R: 0 E: 0 K: 2 S: 10	H: 1 LOB: 1 BB: 0 P: 17	R: 1 E: 0 K: 1 S: 18	H: 3 LOB: 3 BB: 1 P: 35	R: 1 E: 0 K: 1 S: 12	H: 2 LOB: 1 BB: 0 P: 17	R: 1 E: 1 K: 2 S: 16	H: 2 LOB: 3 BB: 2 P: 33	R: 7 E: 1 K: 1 S: 18	H: 5 LOB: 0 BB: 1 P: 33	1B: 11 2B: 2 3B: 0 HR: 2	SF: 1 SAC: 0 DP: 0 HBP: 0	WP: 0 PB: 0 SB: 1 CS: 0	PA: 44
PITCHER	IP WLS BF H R ER SO BB IBB HBP BLK WP HR S P ERA WHIP	IP WLS BF H R ER SO BB IBB HBP BLK WP HR S P ERA WHIP	IP WLS BF H R ER SO BB IBB HBP BLK WP HR S P ERA WHIP	IP WLS BF H R ER SO BB IBB HBP BLK WP HR S P ERA WHIP	IP WLS BF H R ER SO BB IBB HBP BLK WP HR S P ERA WHIP	IP WLS BF H R ER SO BB IBB HBP BLK WP HR S P ERA WHIP	IP WLS BF H R ER SO BB IBB HBP BLK WP HR S P ERA WHIP	IP WLS BF H R ER SO BB IBB HBP BLK WP HR S P ERA WHIP	IP WLS BF H R ER SO BB IBB HBP BLK WP HR S P ERA WHIP	IP WLS BF H R ER SO BB IBB HBP BLK WP HR S P ERA WHIP	IP WLS BF H R ER SO BB IBB HBP BLK WP HR S P ERA WHIP	IP WLS BF H R ER SO BB IBB HBP BLK WP HR S P ERA WHIP	IP WLS BF H R ER SO BB IBB HBP BLK WP HR S P ERA WHIP	IP WLS BF H R ER SO BB IBB HBP BLK WP HR S P ERA WHIP	IP WLS BF H R ER SO BB IBB HBP BLK WP HR S P ERA WHIP	IP WLS BF H R ER SO BB IBB HBP BLK WP HR S P ERA WHIP				



Batter	1	2	3	4	5	6	7	8	9	AB	R	H	RBI	BB	SO	LOB	TOP										
Darryl Hamilton, L (1.8) OBP: 0.389, SLG: 0.358	4-1 BB G3-6-1		0-1 E4 G3 1B G6-3		0-1 F7		2-1 G4-6-3 1-2f			3	1	0	0	1	0	1											
Bill Mueller, S (1.4) OBP: 0.394, SLG: 0.422	0-0 G3-6-1 1-2f		2-0 G6-3 G3 1-2 1B		1-2 G3			2-1 L3		4	0	1	0	0	0	1											
Barry Bonds, L (1.7) OBP: 0.440, SLG: 0.582	1-0 F7		0-0 G3 1-2 2-3		4-1 FC5-4 BB			0-2 F7		3	0	0	0	1	0	2											
Charlie Hayes, R (1.5) OBP: 0.364, SLG: 0.411		1-1 F7	2-0 G6-3		2-2 FC5-4 1-2f			1-3 K		4	0	0	1	0	1	2											
Rich Rodriguez, L (8.1) OBP: 0.353, SLG: 0.333										0	0	0	0	0	0	0											
J.T. Snow, L (1.3) OBP: 0.295, SLG: 0.298		0-1 G3	0-0 F8			1-2 P3			1-2 G3	4	0	0	0	0	0	1											
Stan Javier, S (1.9) OBP: 0.322, SLG: 0.307		4-2 S 1B BB		0-1 G4-3		1-0 G3-1			2-3 K	3	1	0	0	1	1	0											
Brent Mayne, L (1.2) OBP: 0.371, SLG: 0.365		4-2 1B BB		0-0 FC6-4 1B		1-0 G3-1			3-2 G4-3	3	0	1	0	1	0	0											
Rich Aurilia, R (1.6) OBP: 0.367, SLG: 0.479		1-1 K 1-2 2H 1B		2-3 K			1-2 L9			3	0	1	1	0	1	1											
Mark Gardner, R (1.1) OBP: 0.300, SLG: 0.286		0-1 G1-3		0-0 FC6-4 1-2f			0-0 G4-6-3 1B			2	0	0	0	0	0	3											
Manvin Benard, L (7. PH) OBP: 0.320, SLG: 0.318										1	0	1	0	0	0	0											
Julian Tavaréz, L (7.1) OBP: 0.397, SLG: 0.345										0	0	0	0	0	0	0											
Rey Sanchez, R (8.4) OBP: 0.362, SLG: 0.370										0	0	0	0	0	0	0											
Inning Stats	R: 0 E: 0 K: 0 S: 3	H: 0 LOB: 0 BB: 1 P: 8	R: 1 E: 0 K: 0 S: 14	H: 1 LOB: 2 BB: 2 P: 24	R: 1 E: 1 K: 0 S: 6	H: 1 LOB: 1 BB: 0 P: 10	R: 0 E: 0 K: 1 S: 8	H: 1 LOB: 1 BB: 1 P: 10	R: 0 E: 0 K: 0 S: 9	H: 0 LOB: 1 BB: 1 P: 16	R: 0 E: 0 K: 0 S: 5	H: 1 LOB: 0 BB: 0 P: 11	R: 0 E: 0 K: 1 S: 9	H: 0 LOB: 0 BB: 0 P: 12	R: 0 E: 0 K: 1 S: 9	H: 0 LOB: 0 BB: 0 P: 15	1B: 4 2B: 0 3B: 0 HR: 0	SF: 0 SAC: 0 DP: 2 HBP: 0	WP: 0 PB: 0 SB: 1 CS: 0	PA: 34							
PITCHER	IP	WLS	BF	H	R	ER	SO	BB	IBB	HBP	BLK	WP	HR	S	P	ERA	WHIP										
Joey Hamilton, R (1.1) ERA: 4.92	7.0	W	28	4	2	1	1	4	0	0	0	0	0	53	87	1.29	1.143										
Roberto Ramirez, L (8.1) ERA:	0.2		2	0	0	0	0	0	0	0	0	0	0	5	7	0.00	0.000										
Dan Miceli, R (8.1) ERA:	0.1		1	0	0	0	1	0	0	0	0	0	0	4	5	0.00	0.000										
Trevor Hoffman, R (9.1) ERA: 1.57	1.0	S	3	0	0	0	1	0	0	0	0	0	0	9	15	0.00	0.000										

San Francisco Giants @ San Diego Padres
Qualcomm Stadium, San Diego, CA
Sat Jun 13 1998, 10:05 PM EDT
Att: 54,390 - Unknown - 70 F

livebaseballscorecards.com

AB 30
R 2
H 4
RBI 2
BB 4
SO 3
LOB 11

GIANTS

Batter	1	2	3	4	5	6	7	8	9	AB	R	H	RBI	BB	SO	LOB	BOTTOM										
QuiVivo Veras, S (1.4) OBP: 0.393, SLG: 0.346	2-1 B1-3 2B		3-3 K 1-2		4-1 S BB		3-3 K	1-2 F9		4	1	1	0	1	2	2											
Steve Finley, L (1.8) OBP: 0.295, SLG: 0.393	1-1 B1-3 1-2		3-1 BB 1B 2B		1-3 K 1-2		0-3 K	0-0 G4-3		5	1	1	0	0	2	3											
Greg Vaughn, R (1.7) OBP: 0.369, SLG: 0.628	4-1 2B BB		3-1 P6		1-1 P4		3-1 G5-3			3	1	0	0	1	0	2											
Ken Caminiti, S (1.5) OBP: 0.357, SLG: 0.477	3-1 F7		0-0 F7		4-0 BB		2-0 1B 2B			3	0	1	0	1	0	3											
Wally Joyner, L (1.3) OBP: 0.384, SLG: 0.461	3-2 2B		4-0 BB 1B IBB		1-1 F8		4-0 1B IBB			2	1	1	2	2	0	1											
Ruben Rivera, R (1.9) OBP: 0.458, SLG: 0.632	0-1 L3		4-2 E 1B BB		1-0 P3		2-2 1-2 2-3 1B			3	0	1	0	1	0	2											
Carlos Hernandez, R (1.2) OBP: 0.297, SLG: 0.345		1-1 G5-3	0-0 E7 FC4-6 1B		2-2 G6-3		1-3 K			4	0	1	2	0	1	4											
Chris Gomez, R (1.6) OBP: 0.322, SLG: 0.356		1-2 G5-3	1-1 FC4-6 1-2f			1-1 G1-3	0-0 G1-3			4	0	0	0	0	0	5											
Joey Hamilton, R (1.1) OBP: 0.347, SLG: 0.143		0-2 WP 1B			0-3 K		0-0 F7			3	0	2	0	0	1	0											
Roberto Ramirez, L (8.1) OBP: 0.393, SLG: 0.346										0	0	0	0	0	0	0											
Dan Miceli, R (8.1) OBP: 0.397, SLG: 0.345										0	0	0	0	0	0	0											
Mark Swenseny, L (8. PH) OBP: 0.397, SLG: 0.345										0	0	0	0	0	0	0											
James Mouton, R (8. PH) OBP: 0.397, SLG: 0.345										1	0	0	0	0	0	0											
Trevor Hoffman, R (9.1) ERA: 1.57										0	0	0	0	0	0	0											
Inning Stats	R: 2 E: 0 K: 0 S: 12	H: 2 LOB: 1 BB: 1 P: 25	R: 0 E: 0 K: 1 S: 11	H: 1 LOB: 0 BB: 0 P: 16	R: 2 E: 1 K: 0 S: 10	H: 2 LOB: 2 BB: 2 P: 25	R: 0 E: 0 K: 2 S: 9	H: 0 LOB: 1 BB: 1 P: 15	R: 0 E: 0 K: 0 S: 7	H: 0 LOB: 1 BB: 1 P: 15	R: 0 E: 0 K: 2 S: 11	H: 1 LOB: 0 BB: 0 P: 15	R: 0 E: 0 K: 1 S: 12	H: 2 LOB: 3 BB: 1 P: 24	R: 0 E: 0 K: 0 S: 5	H: 0 LOB: 0 BB: 0 P: 6	1B: 5 2B: 3 3B: 0 HR: 0	SF: 0 SAC: 0 DP: 0 HBP: 0	WP: 1 PB: 0 SB: 1 CS: 0	PA: 38							
PITCHER	IP	WLS	BF	H	R	ER	SO	BB	IBB	HBP	BLK	WP	HR	S	P	ERA	WHIP										
Mark Gardner, R (1.1) ERA: 5.8	6.0	L	29	6	4	4	5	4	1	0	0	0	0	60	111	6.00	1.667										
Julian Tavaréz, R (7.1) ERA: 3.45	1.0		6	2	0	0	1	0	1	0	0	0	0	12	24	0.00	2.000										
Rich Rodriguez, L (8.1) ERA: 3.47	1.0		3	0	0	0	0	0	0	0	0	0	0	5	6	0.00	0.000										

San Francisco Giants @ San Diego Padres
Qualcomm Stadium, San Diego, CA
Sat Jun 13 1998, 10:05 PM EDT
Att: 54,390 - Unknown - 70 F

livebaseballscorecards.com

AB 32
R 4
H 8
RBI 4
BB 6
SO 6
LOB 22

SD

Batter	1	2	3	4	5	6	7	8	9	AB	R	H	RBI	BB	SO	LOB	TOP																					
Darryl Hamilton, L (1, 8) OBP: 0.391, SLG: 0.365	F7		G4-6-3			IBB 1B		G6-3		4	0	2	0	0	0	1	San Francisco Giants @ San Diego Padres Qualcomm Stadium, San Diego, CA Sun Jun 14 1998, 6:33 AM EDT Att: 40,151 - Sunny - 76 F																					
Marvin Benard, L (1, 9) OBP: 0.316, SLG: 0.314	G4-3			G3-1		IBB 1B		G6-3		4	0	1	1	0	0	1																						
Bill Mueller, S (1, 5) OBP: 0.392, SLG: 0.419	1B			F7		F7		K		4	0	1	0	0	1	3																						
Barry Bonds, L (1, 7) OBP: 0.438, SLG: 0.575	F7			P5		IBB			K	3	0	0	0	1	1	1																						
J.T. Snow, L (1, 3) OBP: 0.294, SLG: 0.297		K			F9	G1-3			2B 1B	4	1	1	0	0	1	3																						
Rich Aurilia, R (1, 6) OBP: 0.370, SLG: 0.486	K				G6-3		G4-6-3 1B		2B	4	0	2	1	0	1	0																						
Brian Johnson, R (1, 2) OBP: 0.301, SLG: 0.455 Brent Mayne, L (9, PH) OBP: 0.376, SLG: 0.371	F9				F7		G4-6-3		G4-6-3 1B	3	0	0	0	0	0	1																						
Rey Sanchez, R (1, 4) OBP: 0.359, SLG: 0.366			F9			1B 1B	G6-3		G4-6-3	4	1	1	0	0	0	2																						
Danny Darwin, R (1, 1) OBP: 0.111, SLG: 0.040 Steve Reed, R (7, 1) OBP: 0.500, SLG: 0.500 Rich Rodriguez, L (7, 1) OBP: 0.333, SLG: 0.333 Stan Javier, S (8, PH) OBP: 0.321, SLG: 0.305 John Johnstone, R (8, 1) OBP: 0.321, SLG: 0.305				G4-6-3 BB		F9		F8		1	0	0	0	1	0	1																						
Inning Stats	R: 0 E: 0 K: 0 S: 9	H: 1 LOB: 1 BB: 0 P: 16	R: 0 E: 0 K: 2 S: 9	H: 0 LOB: 0 BB: 0 P: 13	R: 0 E: 0 K: 0 S: 7	H: 0 LOB: 0 BB: 1 P: 15	R: 0 E: 0 K: 0 S: 4	H: 0 LOB: 0 BB: 0 P: 5	R: 0 E: 0 K: 0 S: 6	H: 0 LOB: 0 BB: 0 P: 8	R: 1 E: 0 K: 0 S: 20	H: 3 LOB: 3 BB: 1 P: 31	R: 0 E: 0 K: 0 S: 7	H: 1 LOB: 0 BB: 0 P: 10	R: 0 E: 0 K: 1 S: 13	H: 1 LOB: 1 BB: 0 P: 16		R: 1 E: 0 K: 1 S: 8	H: 3 LOB: 1 BB: 0 P: 12	1B: 7 2B: 2 3B: 0 HR: 0	SF: 0 SAC: 0 DP: 3 HBP: 0	WP: 0 PB: 0 SB: 0 CS: 0	PA: 35															
PITCHER	IP	WLS	BF	H	R	ER	SO	BB	IBB	HBP	BLK	WP	HR	S	P	ERA	WHIP	PITCHER				IP	WLS	BF	H	R	ER	SO	BB	IBB	HBP	BLK	WP	HR	S	P	ERA	WHIP
Andy Ashby, R (1, 1) ERA: 2.14	7.1	W	27	5	1	1	2	1	1	0	0	0	0	65	102	1.23	0.818																					
Roberto Ramirez, L (8, 1) ERA:	0.2		3	1	0	0	1	0	0	0	0	0	0	10	12	0.00	1.500																					
Trevor Hoffman, R (9, 1) ERA: 1.82	1.0	S	5	3	1	1	1	0	0	0	0	0	0	8	12	9.00	3.000																					

AB	33
R	2
H	9
RBI	2
BB	2
SO	4
LOB	13



Batter	1	2	3	4	5	6	7	8	9	AB	R	H	RBI	BB	SO	LOB	BOTTOM																					
Quilvio Veras, S (1, 4) OBP: 0.395, SLG: 0.362	G6-3		E S 1B			HR		L6		4	1	2	2	0	0	0	San Francisco Giants @ San Diego Padres Qualcomm Stadium, San Diego, CA Sun Jun 14 1998, 6:33 AM EDT Att: 40,151 - Sunny - 76 F																					
Steve Finley, L (1, 8) OBP: 0.295, SLG: 0.388	G5-3		K			G4-3		K		4	0	0	0	0	2	1																						
Greg Vaughn, R (1, 7) OBP: 0.365, SLG: 0.620	G5-3			G5-3		F7				3	0	0	0	0	0	0																						
Ken Caminiti, S (1, 5) OBP: 0.356, SLG: 0.474		G3				K		E 1B 1B		3	1	1	0	0	1	0																						
Wally Joyner, L (1, 3) OBP: 0.383, SLG: 0.459		P2			G3			E6 1B		3	0	1	0	0	0	0																						
Ruben Rivera, R (1, 9) OBP: 0.431, SLG: 0.585		K				K		K		3	0	0	0	0	3	2																						
Carlos Hernandez, R (1, 2) OBP: 0.294, SLG: 0.341 Mark Sweeney, L (7, PH) OBP: 0.307, SLG: 0.312 James Mouton, R (7, PH) OBP: 0.250, SLG: 0.259 Mandy Romero, S (8, 2) OBP: 0.250, SLG: 0.259			G5-3		G5-3			G6-4-3 1B		2	0	0	0	0	0	0																						
Chris Gomez, R (1, 6) OBP: 0.323, SLG: 0.356			SH1-4 1B 1B			K		G6-4-3		3	1	1	0	0	1	2																						
Andy Ashby, R (1, 1) OBP: 0.083, SLG: 0.083 Roberto Ramirez, L (8, 1) OBP: 0.333, SLG: 0.333 Ed Giovanola, L (8, PH) OBP: 0.322, SLG: 0.354 Trevor Hoffman, R (9, 1) OBP: 0.321, SLG: 0.305			SH1-4			K		F7		1	0	0	0	0	1	0																						
Inning Stats	R: 0 E: 0 K: 0 S: 8	H: 0 LOB: 0 BB: 0 P: 10	R: 0 E: 0 K: 1 S: 8	H: 0 LOB: 0 BB: 0 P: 14	R: 1 E: 0 K: 1 S: 16	H: 2 LOB: 1 BB: 0 P: 25	R: 0 E: 0 K: 1 S: 9	H: 0 LOB: 0 BB: 0 P: 13	R: 0 E: 0 K: 2 S: 7	H: 0 LOB: 0 BB: 0 P: 10	R: 1 E: 0 K: 0 S: 10	H: 1 LOB: 0 BB: 0 P: 13	R: 1 E: 0 K: 1 S: 11	H: 3 LOB: 1 BB: 0 P: 15	R: 0 E: 0 K: 1 S: 8	H: 0 LOB: 0 BB: 0 P: 11		1B: 5 2B: 0 3B: 0 HR: 1	SF: 0 SAC: 1 DP: 1 HBP: 0	WP: 0 PB: 0 SB: 1 CS: 0	PA: 29																	
PITCHER	IP	WLS	BF	H	R	ER	SO	BB	IBB	HBP	BLK	WP	HR	S	P	ERA	WHIP	PITCHER				IP	WLS	BF	H	R	ER	SO	BB	IBB	HBP	BLK	WP	HR	S	P	ERA	WHIP
Danny Darwin, R (1, 1) ERA: 4.42	6.0	L	23	5	3	2	6	0	0	0	0	0	0	61	89	3.00	0.833																					
Steve Reed, R (7, 1) ERA: 1.43	0.1		1	0	0	0	1	0	0	0	0	0	0	3	5	0.00	0.000																					
Rich Rodriguez, L (7, 1) ERA: 3.38	0.2		2	1	0	0	0	0	0	0	0	0	0	5	6	0.00	1.500																					
John Johnstone, R (8, 1) ERA: 1.62	1.0		3	0	0	0	1	0	0	0	0	0	0	8	11	0.00	0.000																					

AB	28
R	3
H	6
RBI	3
BB	0
SO	8
LOB	5



Batter	1	2	3	4	5	6	7	8	9	10	11	12	AB	R	H	RBI	BB	SO	LOB	TOP			
Roger Cedeno, S (1.7) OBP: 0.376, SLG: 0.295 (6.8)	0-1 F8		1-0 L6		3-3 K			0-0 FC1-6			1-0 F8 SH1-3 1B		5	0	1	0	0	1	1				
Jose Vizcaino, S (1.6) OBP: 0.311, SLG: 0.342 Scott Radinsky, L (8.1)	2-1 F6		0-2 FC5 1B		2-2 G4-3			0-0 F8			2-1 SH1-3		4	0	1	0	0	0	1				
Eric Young Sr., R (11.1) OBP: 0.383, SLG: 0.383 Dennys Reyes, R (11.1)											1-2		3	0	1	0	2	1	1				
Gary Sheffield, R (1.9) OBP: 0.428, SLG: 0.519	3-2 1B		4-2 1B					3-1 F8			4-0 K		3	0	1	0	2	1	1				
Eric Karros, R (1.3) OBP: 0.344, SLG: 0.377	2-3 K		1-3 K					3-2 G3			1-1 F8		5	0	0	0	0	3	5				
Raul Mondesi, R (1.8) OBP: 0.316, SLG: 0.517 Thomas Howard, S (6.7) OBP: 0.216, SLG: 0.324 Greg McMichael, R (6.1) Antonio Osuna, R (8.1) Alex Cora, L (8.6)		2-1 1B HR 1B	1-2 FC5					2-2 G6-3			3-3 K		3	1	1	0	0	0	2				
Paul Konerko, R (1.5) OBP: 0.262, SLG: 0.265 (6.7)	0-1 F3							1-3 K			1-2 F7		5	0	0	0	0	2	1				
Charles Johnson, R (1.2) OBP: 0.282, SLG: 0.393	1-2 1B		2-3 K					2-3 K			0-3 K		5	0	1	0	0	4	0				
Juan Castro, R (1.4) OBP: 0.230, SLG: 0.316	0-0 HR		1-1 G5-3					2-1 F9			0-0 G6-3		5	1	1	2	0	1	0				
Ismael Valdez, R (1.1) OBP: 0.267, SLG: 0.222 Bobby Bonilla, S (6.5) OBP: 0.290, SLG: 0.344	3-1 G4-3		1-1 G6-3					4-2 FC1-6 BB			2-3 K		2	0	0	0	0	0	0				
Inning Stats	R: 0 E: 0 K: 10 S: 10	H: 1 LOB: 1 BB: 0 P: 17	R: 2 E: 0 K: 10 S: 10	H: 3 LOB: 0 BB: 14	R: 0 E: 0 K: 1 S: 13	H: 1 LOB: 2 BB: 1 P: 20	R: 0 E: 0 K: 2 S: 8	H: 0 LOB: 0 BB: 0 P: 13	R: 0 E: 0 K: 1 S: 7	H: 0 LOB: 0 BB: 0 P: 12	R: 0 E: 0 K: 2 S: 8	H: 0 LOB: 0 BB: 0 P: 16	R: 0 E: 0 K: 2 S: 11	H: 0 LOB: 0 BB: 0 P: 16	R: 0 E: 0 K: 2 S: 7	H: 1 LOB: 2 BB: 1 P: 17	R: 0 E: 0 K: 2 S: 10	H: 0 LOB: 0 BB: 0 P: 14	1B: 5 2B: 0 3B: 0 HR: 1	SF: 0 SAC: 1 DP: 0 HBP: 0	WP: 0 PB: 0 SB: 1 CS: 0	PA: 44	
PITCHER	IP WLS BF H R ER SO BB IBB HBP BLK WP HR S P ERA WHIP	IP WLS BF H R ER SO BB IBB HBP BLK WP HR S P ERA WHIP	IP WLS BF H R ER SO BB IBB HBP BLK WP HR S P ERA WHIP	IP WLS BF H R ER SO BB IBB HBP BLK WP HR S P ERA WHIP	IP WLS BF H R ER SO BB IBB HBP BLK WP HR S P ERA WHIP	IP WLS BF H R ER SO BB IBB HBP BLK WP HR S P ERA WHIP	IP WLS BF H R ER SO BB IBB HBP BLK WP HR S P ERA WHIP	IP WLS BF H R ER SO BB IBB HBP BLK WP HR S P ERA WHIP	IP WLS BF H R ER SO BB IBB HBP BLK WP HR S P ERA WHIP	IP WLS BF H R ER SO BB IBB HBP BLK WP HR S P ERA WHIP	IP WLS BF H R ER SO BB IBB HBP BLK WP HR S P ERA WHIP	IP WLS BF H R ER SO BB IBB HBP BLK WP HR S P ERA WHIP	IP WLS BF H R ER SO BB IBB HBP BLK WP HR S P ERA WHIP	IP WLS BF H R ER SO BB IBB HBP BLK WP HR S P ERA WHIP	IP WLS BF H R ER SO BB IBB HBP BLK WP HR S P ERA WHIP	IP WLS BF H R ER SO BB IBB HBP BLK WP HR S P ERA WHIP	IP WLS BF H R ER SO BB IBB HBP BLK WP HR S P ERA WHIP	IP WLS BF H R ER SO BB IBB HBP BLK WP HR S P ERA WHIP	IP WLS BF H R ER SO BB IBB HBP BLK WP HR S P ERA WHIP	IP WLS BF H R ER SO BB IBB HBP BLK WP HR S P ERA WHIP	IP WLS BF H R ER SO BB IBB HBP BLK WP HR S P ERA WHIP	IP WLS BF H R ER SO BB IBB HBP BLK WP HR S P ERA WHIP	IP WLS BF H R ER SO BB IBB HBP BLK WP HR S P ERA WHIP

Los Angeles Dodgers @ San Diego Padres
Qualcomm Stadium, San Diego, CA
Wed Jun 17 1998, 10:05 PM EDT
Att: 35,765 - Unknown - 70 F

AB 40
R 2
H 6
RBI 2
BB 3
SO 15
LOB 13



Batter	1	2	3	4	5	6	7	8	9	10	11	12	AB	R	H	RBI	BB	SO	LOB	BOTTOM			
Quilvio Veras, S (1.4) OBP: 0.397, SLG: 0.373	2-1 HR		0-1 G6-3		4-2 BB			2-1 FC5 SH1-3 1B			1-1 F8		4	1	2	1	2	0	1				
Steve Finley, L (1.8) OBP: 0.292, SLG: 0.385	0-2 F9		2-0 F7		0-0 F9			0-1 SH1-3			1-0 F7		5	0	0	0	0	1	4				
Tony Gwynn, L (1.9) OBP: 0.383, SLG: 0.516	1-1 L8		1-1 F8		1-2 G6-3			4-0 FC5 IBB			0-1 G6-3		5	0	0	0	1	0	1				
Ken Caminiti, S (1.5) OBP: 0.348, SLG: 0.473	2-2 G4-3				4-1 BB FC5-2 BB			2-0 F7			0-1 G5-3		5	0	0	0	1	1	2				
Greg Vaughn, R (1.7) OBP: 0.369, SLG: 0.610		0-0 G5-3		4-2 FC5-2 BB				0-0 HBP BB 1B			1-0 FC5		5	1	3	0	1	0	2				
Wally Joyner, L (1.3) OBP: 0.388, SLG: 0.453	1-0 F9			4-1 FC5-2 BB				4-1 HBP BB			0-1 G3-1		4	0	1	0	2	0	1				
Carlos Hernandez, R (1.2) OBP: 0.278, SLG: 0.278 James Mouton, R (8.1) OBP: 0.262, SLG: 0.273 Dan Miceli, R (8.1) OBP: 1.000, SLG: 1.000 Ruben Rivera, R (10.1) OBP: 0.444, SLG: 0.571 Trevor Hoffman, R (11.1)	0-1 2B 1B		0-0 FC5-2 G4-6-3		1-2 2-3 3-H			1-1 HBP BB			4-2 BB BB FC1-6 BB		2	1	1	0	1	0	3				
Chris Gomez, R (1.6) OBP: 0.320, SLG: 0.357	1-0 2B		1-1 G4-6-3		0-3 K			0-3 K			0-0 FC1-6		5	0	1	1	0	1	8				
Sterling Hitchcock, L (1.1) OBP: 0.278, SLG: 0.278 Mark Sweeney, L (8.1) OBP: 0.300, SLG: 0.308 Donnie Wall, R (7.1) OBP: 0.400, SLG: 0.400 Mandy Romero, S (8.2)	0-3 K		0-3 K					4-2 BB BB			0-0 F9		2	0	0	0	0	2	1				
Inning Stats	R: 1 E: 0 K: 10 S: 10	H: 1 LOB: 0 BB: 0 P: 15	R: 1 E: 0 K: 1 S: 8	H: 2 LOB: 1 BB: 10	R: 0 E: 0 K: 0 S: 8	H: 0 LOB: 0 BB: 6	R: 0 E: 0 K: 0 S: 7	H: 0 LOB: 2 BB: 3 P: 20	R: 0 E: 0 K: 1 S: 9	H: 1 LOB: 3 BB: 1 P: 14	R: 0 E: 0 K: 2 S: 9	H: 1 LOB: 1 BB: 0 P: 17	R: 0 E: 0 K: 0 S: 9	H: 1 LOB: 1 BB: 0 P: 17	R: 0 E: 0 K: 0 S: 7	H: 0 LOB: 1 BB: 1 P: 6	R: 0 E: 0 K: 0 S: 3	H: 2 LOB: 1 BB: 0 P: 6	1B: 6 2B: 1 3B: 0 HR: 1	SF: 0 SAC: 1 DP: 1 HBP: 1	WP: 0 PB: 0 SB: 0 CS: 0	PA: 51	
PITCHER	IP WLS BF H R ER SO BB IBB HBP BLK WP HR S P ERA WHIP	IP WLS BF H R ER SO BB IBB HBP BLK WP HR S P ERA WHIP	IP WLS BF H R ER SO BB IBB HBP BLK WP HR S P ERA WHIP	IP WLS BF H R ER SO BB IBB HBP BLK WP HR S P ERA WHIP	IP WLS BF H R ER SO BB IBB HBP BLK WP HR S P ERA WHIP	IP WLS BF H R ER SO BB IBB HBP BLK WP HR S P ERA WHIP	IP WLS BF H R ER SO BB IBB HBP BLK WP HR S P ERA WHIP	IP WLS BF H R ER SO BB IBB HBP BLK WP HR S P ERA WHIP	IP WLS BF H R ER SO BB IBB HBP BLK WP HR S P ERA WHIP	IP WLS BF H R ER SO BB IBB HBP BLK WP HR S P ERA WHIP	IP WLS BF H R ER SO BB IBB HBP BLK WP HR S P ERA WHIP	IP WLS BF H R ER SO BB IBB HBP BLK WP HR S P ERA WHIP	IP WLS BF H R ER SO BB IBB HBP BLK WP HR S P ERA WHIP	IP WLS BF H R ER SO BB IBB HBP BLK WP HR S P ERA WHIP	IP WLS BF H R ER SO BB IBB HBP BLK WP HR S P ERA WHIP	IP WLS BF H R ER SO BB IBB HBP BLK WP HR S P ERA WHIP	IP WLS BF H R ER SO BB IBB HBP BLK WP HR S P ERA WHIP	IP WLS BF H R ER SO BB IBB HBP BLK WP HR S P ERA WHIP	IP WLS BF H R ER SO BB IBB HBP BLK WP HR S P ERA WHIP	IP WLS BF H R ER SO BB IBB HBP BLK WP HR S P ERA WHIP	IP WLS BF H R ER SO BB IBB HBP BLK WP HR S P ERA WHIP	IP WLS BF H R ER SO BB IBB HBP BLK WP HR S P ERA WHIP	IP WLS BF H R ER SO BB IBB HBP BLK WP HR S P ERA WHIP

Los Angeles Dodgers @ San Diego Padres
Qualcomm Stadium, San Diego, CA
Wed Jun 17 1998, 10:05 PM EDT
Att: 35,765 - Unknown - 70 F

AB 39
R 3
H 8
RBI 2
BB 10
SO 6
LOB 27



Batter	1	2	3	4	5	6	7	8	9	AB	R	H	RBI	BB	SO	LOB	TOP
Quilvio Veras, S <small>OBP: 0.397, SLG: 0.371</small> 										4	1	1	0	1	0	1	
Steve Finley, L <small>OBP: 0.285, SLG: 0.381</small> Ruben Rivera, R <small>OBP: 0.446, SLG: 0.581</small> 										3	0	0	0	0	1	0	
Tony Gwynn, L <small>OBP: 0.379, SLG: 0.507</small> 										4	0	0	0	1	0	3	
Ken Caminiti, S <small>OBP: 0.342, SLG: 0.462</small> 										4	1	0	0	0	3	1	
Greg Vaughn, R <small>OBP: 0.370, SLG: 0.632</small> 										4	2	3	0	0	0		
Wally Joyner, L <small>OBP: 0.386, SLG: 0.449</small> 										4	0	1	0	0	2	0	
Carlos Hernandez, R <small>OBP: 0.307, SLG: 0.343</small> Roberto Ramirez, L <small>OBP: 1.000, SLG: 1.000</small> 										3	1	0	0	1	0	1	
Chris Gomez, R <small>OBP: 0.327, SLG: 0.375</small> 										4	2	3	0	0	1	0	
Joey Hamilton, R <small>OBP: 0.184, SLG: 0.216</small> Carlos Reyes, S <small>OBP: 0.297, SLG: 0.304</small> Brian Boehringer, S <small>OBP: 0.329, SLG: 0.304</small> Mandy Romero, S <small>OBP: 1.000, SLG: 1.000</small> 										2	0	1	2	0	1	0	
Inning Stats <small>R: 0 H: 0 E: 0 LOB: 0 K: 1 BB: 0 S: 7</small>	<small>R: 0 H: 0 E: 0 LOB: 0 K: 2 BB: 0 S: 9</small>	<small>R: 0 H: 0 E: 0 LOB: 0 K: 2 BB: 0 S: 9</small>	<small>R: 0 H: 0 E: 0 LOB: 0 K: 2 BB: 0 S: 8</small>	<small>R: 0 H: 0 E: 0 LOB: 1 K: 1 BB: 1 S: 10</small>	<small>R: 2 H: 2 E: 0 LOB: 1 K: 0 BB: 1 S: 9</small>	<small>R: 0 H: 0 E: 0 LOB: 0 K: 1 BB: 0 S: 6</small>	<small>R: 1 H: 2 E: 0 LOB: 1 K: 1 BB: 0 S: 17</small>	<small>R: 3 H: 4 E: 1 LOB: 1 K: 0 BB: 0 S: 16</small>	<small>R: 1 H: 1 E: 0 LOB: 1 K: 1 BB: 1 S: 11</small>	<small>1B: 5 SF: 1 2B: 0 SAC: 0 3B: 2 DP: 1 HR: 2 HBP: 0</small>	<small>WP: 0 PA: 39 PB: 0 SB: 1 CS: 0</small>						
PITCHER Mark Gardner, R <small>ERA: 5.65</small> Rich Rodriguez, L <small>ERA: 3.19</small> Steve Reed, R <small>ERA: 1.62</small> John Johnstone, R <small>ERA: 2.41</small>	<small>IP: 7.0 WLS: 28 BF: 5 H: 4 R: 4 ER: 8 SO: 2 BB: 0 IBB: 0 HBP: 0 BLK: 0 WP: 0 HR: 1 S: 68 P: 106 ERA: 5.14 WHIP: 1.000</small>	<small>IP: 0.2 WLS: 3 BF: 1 H: 0 R: 0 ER: 0 SO: 0 BB: 0 IBB: 0 HBP: 0 BLK: 0 WP: 0 HR: 0 S: 5 P: 9 ERA: 0.00 WHIP: 1.500</small>	<small>IP: 0.1 WLS: 3 BF: 2 H: 2 R: 2 ER: 0 SO: 0 BB: 0 IBB: 0 HBP: 0 BLK: 0 WP: 0 HR: 1 S: 15 P: 15 ERA: 0.00 WHIP: 6.000</small>	<small>IP: 1.0 WLS: 5 BF: 1 H: 1 R: 1 ER: 1 SO: 1 BB: 0 IBB: 0 HBP: 0 BLK: 0 WP: 0 HR: 0 S: 11 P: 19 ERA: 9.00 WHIP: 2.000</small>	PITCHER <small>IP: 0.2 WLS: 2 BF: 1 H: 0 R: 0 ER: 0 SO: 0 BB: 0 IBB: 0 HBP: 0 BLK: 0 WP: 0 HR: 0 S: 5 P: 9 ERA: 0.00 WHIP: 1.500</small>	<small>IP: 0.1 WLS: 3 BF: 2 H: 2 R: 2 ER: 0 SO: 0 BB: 0 IBB: 0 HBP: 0 BLK: 0 WP: 0 HR: 1 S: 15 P: 15 ERA: 0.00 WHIP: 6.000</small>	<small>IP: 1.0 WLS: 5 BF: 1 H: 1 R: 1 ER: 1 SO: 1 BB: 0 IBB: 0 HBP: 0 BLK: 0 WP: 0 HR: 0 S: 11 P: 19 ERA: 9.00 WHIP: 2.000</small>	<small>IP: 0.2 WLS: 3 BF: 1 H: 0 R: 0 ER: 0 SO: 0 BB: 0 IBB: 0 HBP: 0 BLK: 0 WP: 0 HR: 0 S: 5 P: 9 ERA: 0.00 WHIP: 1.500</small>	<small>IP: 0.1 WLS: 3 BF: 2 H: 2 R: 2 ER: 0 SO: 0 BB: 0 IBB: 0 HBP: 0 BLK: 0 WP: 0 HR: 1 S: 15 P: 15 ERA: 0.00 WHIP: 6.000</small>	<small>IP: 1.0 WLS: 5 BF: 1 H: 1 R: 1 ER: 1 SO: 1 BB: 0 IBB: 0 HBP: 0 BLK: 0 WP: 0 HR: 0 S: 11 P: 19 ERA: 9.00 WHIP: 2.000</small>	<small>IP: 0.2 WLS: 3 BF: 1 H: 0 R: 0 ER: 0 SO: 0 BB: 0 IBB: 0 HBP: 0 BLK: 0 WP: 0 HR: 0 S: 5 P: 9 ERA: 0.00 WHIP: 1.500</small>						
Darryl Hamilton, L <small>OBP: 0.404, SLG: 0.371</small> 										3	1	1	1	2	1	1	
Rich Aurilia, R <small>OBP: 0.367, SLG: 0.489</small> 										5	1	2	0	0	2	3	
Barry Bonds, L <small>OBP: 0.430, SLG: 0.558</small> 										5	0	0	0	0	1	6	
Charlie Hayes, R <small>OBP: 0.369, SLG: 0.407</small> 										4	1	1	1	1	0	0	
Stan Javier, S <small>OBP: 0.327, SLG: 0.320</small> Steve Reed, R <small>OBP: 0.500, SLG: 0.500</small> Chris Jones, R <small>OBP: 0.284, SLG: 0.306</small> Jacob Cruz, L <small>OBP: 0.329, SLG: 0.320</small> 										3	1	2	2	1	1	0	
Bill Mueller, S <small>OBP: 0.384, SLG: 0.412</small> 										4	0	1	0	0	0	5	
Rey Sanchez, R <small>OBP: 0.358, SLG: 0.372</small> 										4	1	1	1	0	0	2	
Brian Johnson, R <small>OBP: 0.296, SLG: 0.432</small> 										4	1	1	0	0	1	0	
Mark Gardner, R <small>OBP: 0.303, SLG: 0.290</small> Rich Rodriguez, L <small>OBP: 0.333, SLG: 0.333</small> Marvin Benard, L <small>OBP: 0.329, SLG: 0.320</small> John Johnstone, R <small>OBP: 0.329, SLG: 0.320</small> 										3	0	1	1	0	0	0	
Inning Stats <small>R: 0 H: 1 E: 0 LOB: 3 K: 0 BB: 3 S: 14</small>	<small>R: 0 H: 0 E: 0 LOB: 0 K: 0 BB: 0 S: 6</small>	<small>R: 3 H: 3 E: 0 LOB: 1 K: 1 BB: 1 S: 14</small>	<small>R: 0 H: 0 E: 0 LOB: 0 K: 0 BB: 0 S: 9</small>	<small>R: 0 H: 0 E: 0 LOB: 0 K: 0 BB: 0 S: 9</small>	<small>R: 0 H: 0 E: 0 LOB: 0 K: 0 BB: 0 S: 6</small>	<small>R: 3 H: 5 E: 0 LOB: 2 K: 1 BB: 0 S: 15</small>	<small>R: 0 H: 1 E: 0 LOB: 1 K: 1 BB: 0 S: 10</small>	<small>R: 0 H: 0 E: 0 LOB: 1 K: 3 BB: 1 S: 13</small>	<small>R: 0 H: 0 E: 0 LOB: 0 K: 1 BB: 0 S: 7</small>	<small>1B: 8 SF: 0 2B: 1 SAC: 0 3B: 1 DP: 1 HR: 0 HBP: 0</small>	<small>WP: 1 PA: 41 PB: 0 SB: 0 CS: 0</small>						
PITCHER Joey Hamilton, R <small>ERA: 5.19</small> Carlos Reyes, R <small>ERA: 3.58</small> Brian Boehringer, R <small>ERA: 4.96</small> Roberto Ramirez, L <small>ERA: 1.62</small> Dan Miceli, R <small>ERA: 2.95</small>	<small>IP: 5.1 WLS: 28 BF: 9 H: 6 R: 6 ER: 6 SO: 4 BB: 0 IBB: 0 HBP: 0 BLK: 0 WP: 0 HR: 0 S: 59 P: 99 ERA: 10.12 WHIP: 2.438</small>	<small>IP: 0.2 WLS: 2 BF: 0 H: 0 R: 0 ER: 0 SO: 0 BB: 0 IBB: 0 HBP: 0 BLK: 0 WP: 0 HR: 0 S: 5 P: 8 ERA: 0.00 WHIP: 0.000</small>	<small>IP: 1.1 WLS: 6 BF: 1 H: 0 R: 0 ER: 0 SO: 1 BB: 0 IBB: 0 HBP: 0 BLK: 0 WP: 0 HR: 16 S: 30 P: 15 ERA: 0.00 WHIP: 1.500</small>	<small>IP: 1.0 WLS: 3 BF: 0 H: 0 R: 0 ER: 0 SO: 0 BB: 0 IBB: 0 HBP: 0 BLK: 0 WP: 0 HR: 0 S: 15 P: 15 ERA: 0.00 WHIP: 0.000</small>	<small>IP: 0.2 WLS: 3 BF: 1 H: 0 R: 0 ER: 0 SO: 0 BB: 0 IBB: 0 HBP: 0 BLK: 0 WP: 0 HR: 0 S: 5 P: 9 ERA: 0.00 WHIP: 0.000</small>	<small>IP: 1.1 WLS: 6 BF: 1 H: 0 R: 0 ER: 0 SO: 1 BB: 0 IBB: 0 HBP: 0 BLK: 0 WP: 0 HR: 16 S: 30 P: 15 ERA: 0.00 WHIP: 1.500</small>	<small>IP: 0.2 WLS: 3 BF: 0 H: 0 R: 0 ER: 0 SO: 0 BB: 0 IBB: 0 HBP: 0 BLK: 0 WP: 0 HR: 0 S: 5 P: 9 ERA: 0.00 WHIP: 0.000</small>	<small>IP: 0.2 WLS: 3 BF: 0 H: 0 R: 0 ER: 0 SO: 0 BB: 0 IBB: 0 HBP: 0 BLK: 0 WP: 0 HR: 0 S: 5 P: 9 ERA: 0.00 WHIP: 0.000</small>	<small>IP: 1.1 WLS: 6 BF: 1 H: 0 R: 0 ER: 0 SO: 1 BB: 0 IBB: 0 HBP: 0 BLK: 0 WP: 0 HR: 16 S: 30 P: 15 ERA: 0.00 WHIP: 1.500</small>	<small>IP: 0.2 WLS: 3 BF: 0 H: 0 R: 0 ER: 0 SO: 0 BB: 0 IBB: 0 HBP: 0 BLK: 0 WP: 0 HR: 0 S: 5 P: 9 ERA: 0.00 WHIP: 0.000</small>	<small>IP: 1.1 WLS: 6 BF: 1 H: 0 R: 0 ER: 0 SO: 1 BB: 0 IBB: 0 HBP: 0 BLK: 0 WP: 0 HR: 16 S: 30 P: 15 ERA: 0.00 WHIP: 1.500</small>						

San Diego Padres @ San Francisco Giants
3Com Park at Candlestick Point, San Francisco, CA

AB 35
R 7
H 9
RBI 6
BB 3
SO 9
LOB 8



Thu Jun 18 1998, 10:05 PM EDT
Att: 16,899 - Cloudy - 55 F

San Diego Padres @ San Francisco Giants
3Com Park at Candlestick Point, San Francisco, CA

AB 36
R 6
H 10
RBI 6
BB 5
SO 7
LOB 17



Thu Jun 18 1998, 10:05 PM EDT
Att: 16,899 - Cloudy - 55 F

Batter	1	2	3	4	5	6	7	8	9	AB	R	H	RBI	BB	SO	LOB	TOP				
Quilvio Veras, S OBP: 0.401, SLG: 0.371 (1, 4)	F8		2B BB		CS 1B		G4-6-3 BB	G6-3		3	1	1	0	2	0	2					
Steve Finley, L OBP: 0.291, SLG: 0.395 (1, 8)	HR		G4-3 1-H 2B		F7		G4-6-3 1-2	L9		5	1	2	2	0	0	2					
Tony Gwynn, L OBP: 0.372, SLG: 0.496 (1, 9)	G4-3		G4-3		G4-3		G4-3	L7		5	0	0	0	0	0	1					
Ken Caminiti, S OBP: 0.348, SLG: 0.480 (1, 5)	F7		K		1B S BB			BB WP 1B		4	3	2	1	1	1	1					
Greg Vaughn, R OBP: 0.377, SLG: 0.644 Ruben Rivera, R OBP: 0.446, SLG: 0.581 (1, 7) (9, 7)			G5-3		1B 2B BB			WP 1B BB		3	3	2	1	2	0	1					
Wally Joyner, L OBP: 0.386, SLG: 0.445 (1, 3)	F8				F8			SH1-4 1B BB		4	0	1	0	1	0	3					
Carlos Hernandez, R OBP: 0.316, SLG: 0.352 (1, 2)			G5-4-3 1B		G5-4-3 1B			SH1-4 1B		4	1	3	2	0	0	1					
Chris Gomez, R OBP: 0.326, SLG: 0.377 (1, 6)			P7		K			F8		4	0	1	2	0	1	3					
Andy Ashby, R OBP: 0.077, SLG: 0.077 Carlos Reyes, S (8, 1) Roberto Ramirez, L (8, 1) Trevor Hoffman, R (9, 1)			P3		K			SH1-4		3	0	0	0	0	2	2					
Inning Stats	R: 1 E: 0 K: 0 S: 10	H: 1 LOB: 0 BB: 0 P: 11	R: 1 E: 0 K: 0 S: 9	H: 2 LOB: 1 BB: 0 P: 18	R: 1 E: 0 K: 1 S: 11	H: 1 LOB: 1 BB: 1 P: 19	R: 0 E: 0 K: 1 S: 6	H: 1 LOB: 0 BB: 0 P: 11	R: 0 E: 0 K: 1 S: 8	H: 1 LOB: 1 BB: 0 P: 15	R: 3 E: 0 K: 1 S: 14	H: 2 LOB: 1 BB: 2 P: 29	R: 0 E: 0 K: 0 S: 5	H: 0 LOB: 0 BB: 1 P: 9	R: 2 E: 0 K: 0 S: 15	H: 2 LOB: 2 BB: 0 P: 30	R: 1 E: 0 K: 0 S: 8	H: 2 LOB: 1 BB: 0 P: 14	1B: 7 2B: 2 3B: 0 HR: 3	SF: 0 SAC: 1 DP: 2 HBP: 0	WP: 2 PA: 42 PB: 0 CS: 1 SB: 1
PITCHER	IP WLS BF H R ER SO BB IBB HBP BLK WP HR S P ERA WHIP	IP WLS BF H R ER SO BB IBB HBP BLK WP HR S P ERA WHIP	IP WLS BF H R ER SO BB IBB HBP BLK WP HR S P ERA WHIP	IP WLS BF H R ER SO BB IBB HBP BLK WP HR S P ERA WHIP	IP WLS BF H R ER SO BB IBB HBP BLK WP HR S P ERA WHIP	IP WLS BF H R ER SO BB IBB HBP BLK WP HR S P ERA WHIP	IP WLS BF H R ER SO BB IBB HBP BLK WP HR S P ERA WHIP	IP WLS BF H R ER SO BB IBB HBP BLK WP HR S P ERA WHIP	IP WLS BF H R ER SO BB IBB HBP BLK WP HR S P ERA WHIP	IP WLS BF H R ER SO BB IBB HBP BLK WP HR S P ERA WHIP	IP WLS BF H R ER SO BB IBB HBP BLK WP HR S P ERA WHIP	IP WLS BF H R ER SO BB IBB HBP BLK WP HR S P ERA WHIP	IP WLS BF H R ER SO BB IBB HBP BLK WP HR S P ERA WHIP	IP WLS BF H R ER SO BB IBB HBP BLK WP HR S P ERA WHIP	IP WLS BF H R ER SO BB IBB HBP BLK WP HR S P ERA WHIP	IP WLS BF H R ER SO BB IBB HBP BLK WP HR S P ERA WHIP	IP WLS BF H R ER SO BB IBB HBP BLK WP HR S P ERA WHIP	IP WLS BF H R ER SO BB IBB HBP BLK WP HR S P ERA WHIP	IP WLS BF H R ER SO BB IBB HBP BLK WP HR S P ERA WHIP	IP WLS BF H R ER SO BB IBB HBP BLK WP HR S P ERA WHIP	

San Diego Padres @ San Francisco Giants
3Com Park at Candlestick Point, San Francisco, CA

AB 35
R 9
H 12
RBI 8
BB 6
SO 4
LOB 16



WP: 2 PA: 42
PB: 0
CS: 1
SB: 1

Fri Jun 19 1998, 10:05 PM EDT
Att: 23,034 - Unknown - 58 F

livebaseballscorecards.com

Batter	1	2	3	4	5	6	7	8	9	AB	R	H	RBI	BB	SO	LOB	BOTTOM				
Darryl Hamilton, L OBP: 0.396, SLG: 0.363 (1, 8)	F7		G4-3		G4-3		P7		P7	5	0	0	0	0	0	1					
Rey Sanchez, R OBP: 0.356, SLG: 0.364 (1, 4)	P6				G6-3			G6-3		3	1	0	0	1	0	0					
Bill Mueller, S OBP: 0.382, SLG: 0.414 (1, 5)	L8				G4-3			F7		4	1	1	0	0	0	0					
Barry Bonds, L OBP: 0.434, SLG: 0.563 (1, 7)					FC6-4 1B 2B			1B 2B		3	1	2	1	1	0	0					
Charlie Hayes, R OBP: 0.373, SLG: 0.431 (1, 3)			K		FC6-4 1B			1B		4	1	2	2	0	1	2					
Stan Javier, S OBP: 0.326, SLG: 0.319 (1, 9)	G3				G3			L5		4	0	1	1	0	0	1					
Rich Aurilia, R OBP: 0.369, SLG: 0.497 (1, 6)			G4-3 3B		FC5-4 PB			L8		3	1	1	0	1	0	2					
Brent Mayne, L OBP: 0.386, SLG: 0.367 Brian Johnson, R OBP: 0.294, SLG: 0.429 (1, 2) (9, PH)			G4-3		IBB			G4-3		2	0	0	1	1	0	0					
Danny Darwin, R OBP: 0.103, SLG: 0.037 Julian Tavarez, L (7, PH) Jacob Cruz, L (7, PH) John Johnstone, R (8, 1) Jim Poole, L OBP: 0.362, SLG: 0.500 Marvin Benard, L OBP: 0.320, SLG: 0.316 (9, PH)			K		K			G4-3		2	0	0	0	0	2	3					
Inning Stats	R: 0 E: 0 K: 0 S: 5	H: 0 LOB: 0 BB: 0 P: 9	R: 0 E: 0 K: 1 S: 7	H: 0 LOB: 0 BB: 0 P: 9	R: 1 E: 0 K: 1 S: 12	H: 1 LOB: 0 BB: 0 P: 19	R: 2 E: 0 K: 1 S: 14	H: 3 LOB: 3 BB: 2 P: 30	R: 0 E: 0 K: 0 S: 7	H: 0 LOB: 0 BB: 0 P: 8	R: 1 E: 0 K: 0 S: 11	H: 1 LOB: 0 BB: 1 P: 18	R: 0 E: 0 K: 0 S: 7	H: 0 LOB: 0 BB: 0 P: 10	R: 1 E: 0 K: 0 S: 8	H: 2 LOB: 1 BB: 0 P: 15	R: 0 E: 0 K: 0 S: 12	H: 0 LOB: 1 BB: 1 P: 20	1B: 3 2B: 2 3B: 1 HR: 1	SF: 0 SAC: 0 DP: 0 HBP: 0	WP: 0 PA: 37 PB: 1 CS: 1 SB: 0
PITCHER	IP WLS BF H R ER SO BB IBB HBP BLK WP HR S P ERA WHIP	IP WLS BF H R ER SO BB IBB HBP BLK WP HR S P ERA WHIP	IP WLS BF H R ER SO BB IBB HBP BLK WP HR S P ERA WHIP	IP WLS BF H R ER SO BB IBB HBP BLK WP HR S P ERA WHIP	IP WLS BF H R ER SO BB IBB HBP BLK WP HR S P ERA WHIP	IP WLS BF H R ER SO BB IBB HBP BLK WP HR S P ERA WHIP	IP WLS BF H R ER SO BB IBB HBP BLK WP HR S P ERA WHIP	IP WLS BF H R ER SO BB IBB HBP BLK WP HR S P ERA WHIP	IP WLS BF H R ER SO BB IBB HBP BLK WP HR S P ERA WHIP	IP WLS BF H R ER SO BB IBB HBP BLK WP HR S P ERA WHIP	IP WLS BF H R ER SO BB IBB HBP BLK WP HR S P ERA WHIP	IP WLS BF H R ER SO BB IBB HBP BLK WP HR S P ERA WHIP	IP WLS BF H R ER SO BB IBB HBP BLK WP HR S P ERA WHIP	IP WLS BF H R ER SO BB IBB HBP BLK WP HR S P ERA WHIP	IP WLS BF H R ER SO BB IBB HBP BLK WP HR S P ERA WHIP	IP WLS BF H R ER SO BB IBB HBP BLK WP HR S P ERA WHIP	IP WLS BF H R ER SO BB IBB HBP BLK WP HR S P ERA WHIP	IP WLS BF H R ER SO BB IBB HBP BLK WP HR S P ERA WHIP	IP WLS BF H R ER SO BB IBB HBP BLK WP HR S P ERA WHIP	IP WLS BF H R ER SO BB IBB HBP BLK WP HR S P ERA WHIP	

San Diego Padres @ San Francisco Giants
3Com Park at Candlestick Point, San Francisco, CA

AB 33
R 5
H 7
RBI 5
BB 4
SO 3
LOB 11



WP: 0 PA: 37
PB: 1
CS: 1
SB: 0

Fri Jun 19 1998, 10:05 PM EDT
Att: 23,034 - Unknown - 58 F

livebaseballscorecards.com

Batter	1	2	3	4	5	6	7	8	9	AB	R	H	RBI	BB	SO	LOB	TOP					
Andy Sheets, R (1,4) OBP: 0.319, SLG: 0.375										3	0	1	0	1	2	0	San Diego Padres @ San Francisco Giants 3Com Park at Candlestick Point, San Francisco, CA Sat Jun 20 1998, 6:33 AM EDT Att: 35,782 - Cloudy - 63 F livebaseballscorecards.com					
Steve Finley, L (1,8) OBP: 0.294, SLG: 0.397										3	1	1	0	1	1	1						
Greg Vaughn, R (1,7) OBP: 0.376, SLG: 0.642										4	0	1	0	0	0	3						
Ken Caminiti, S (1,5) OBP: 0.346, SLG: 0.475										4	1	1	1	0	1	3						
Ruben Rivera, R (1,9) OBP: 0.458, SLG: 0.587										3	0	2	0	0	0	0						
Wally Joyner, L (8, PH) OBP: 0.384, SLG: 0.443										1	0	0	0	0	0	2						
Archi Cianfrocco, R (1,3) OBP: 0.222, SLG: 0.246										1	0	0	0	1	0	1						
Quilvio Veras, S (9, PH) OBP: 0.399, SLG: 0.369										1	0	0	0	0	0	0						
Mandy Romero, S (1,2)										2	0	0	0	0	1	1						
Tony Gwynn, L (7, PH) OBP: 0.375, SLG: 0.496										0	0	0	0	1	0	0						
Donne Wall, R (7, 1) OBP: 0.400, SLG: 0.400										0	0	0	0	0	0	0						
Mark Swenney, L (9, PH) OBP: 0.293, SLG: 0.300										1	0	0	0	0	1	0						
Chris Gomez, R (1,6) OBP: 0.325, SLG: 0.372										3	0	0	1	1	1	1						
24 Mark Langston, R (1, 1) OBP: 0.231, SLG: 0.250										2	0	0	0	0	1	1						
Carlos Hernandez, R (7, 2) OBP: 0.314, SLG: 0.350										1	0	0	0	0	0	3						
Inning Stats	R: 0 E: 0 K: 0 S: 8	H: 1 LOB: 1 BB: 1 P: 16	R: 0 E: 0 K: 1 S: 10	H: 1 LOB: 0 BB: 0 P: 17	R: 0 E: 0 K: 2 S: 9	H: 0 LOB: 0 BB: 0 P: 11	R: 1 E: 0 K: 0 S: 8	H: 1 LOB: 0 BB: 0 P: 12	R: 0 E: 0 K: 1 S: 7	H: 0 LOB: 1 BB: 1 P: 12	R: 0 E: 0 K: 1 S: 8	H: 0 LOB: 0 BB: 0 P: 15	R: 1 E: 0 K: 0 S: 10	H: 2 LOB: 2 BB: 2 P: 19	R: 0 E: 0 K: 2 S: 15	H: 1 LOB: 2 BB: 1 P: 20	R: 0 E: 0 K: 1 S: 7	H: 0 LOB: 0 BB: 0 P: 11	1B: 4 2B: 2 3B: 0 HR: 0	SF: 0 SAC: 1 DP: 3 HBP: 0	WP: 0 PB: 0 SB: 0 CS: 0	PA: 35
PITCHER	IP WLS BF H R ER SO BB IBB HBP BLK WP HR S P ERA WHIP																					
Shawn Estes, L (1, 1) ERA: 4.24	7.1 W 29 5 2 2 6 4 1 0 0 0 0 0 68 115 2.46 1.227																					
Robb Nen, R (8, 1) ERA: 1.14	1.2 S 6 1 0 0 2 0 0 0 0 0 0 0 0 14 18 0.00 0.600																					


Batter	1	2	3	4	5	6	7	8	9	AB	R	H	RBI	BB	SO	LOB	BOTTOM			
Darryl Hamilton, L (1,8) OBP: 0.396, SLG: 0.361										4	1	1	0	1	1	2	San Diego Padres @ San Francisco Giants 3Com Park at Candlestick Point, San Francisco, CA Sat Jun 20 1998, 6:33 AM EDT Att: 35,782 - Cloudy - 63 F livebaseballscorecards.com			
Rich Aurilia, R (1,6) OBP: 0.370, SLG: 0.500										5	0	2	3	0	0	1				
Barry Bonds, L (1,7) OBP: 0.434, SLG: 0.559										4	0	1	0	1	1	3				
Charlie Hayes, R (1,3) OBP: 0.370, SLG: 0.432										4	1	1	0	0	1	3				
Chris Jones, R (1,9) OBP: 0.283, SLG: 0.295										3	0	0	0	1	1	2				
Robb Nen, R (8, 1)										0	0	0	0	0	0	0				
Bill Mueller, S (1,5) OBP: 0.383, SLG: 0.415										4	1	2	1	0	0	0				
Brian Johnson, R (1,2) OBP: 0.293, SLG: 0.421										3	0	0	0	1	1	3				
Ramon Martinez, R (1,4) OBP: 1.000, SLG: 1.000										3	2	3	0	1	0	0				
Shawn Estes, R (1, 1) OBP: 0.212, SLG: 0.219										3	0	0	0	0	1	5				
Stan Javier, S (8, 9) OBP: 0.328, SLG: 0.322										1	0	1	1	0	0	0				
Inning Stats	R: 0 E: 0 K: 1 S: 10	H: 0 LOB: 0 BB: 0 P: 16	R: 0 E: 0 K: 0 S: 6	H: 0 LOB: 0 BB: 0 P: 11	R: 2 E: 0 K: 2 S: 16	H: 3 LOB: 1 BB: 0 P: 24	R: 1 E: 0 K: 0 S: 11	H: 3 LOB: 2 BB: 1 P: 20	R: 0 E: 0 K: 1 S: 6	H: 0 LOB: 1 BB: 1 P: 12	R: 0 E: 0 K: 0 S: 8	H: 0 LOB: 2 BB: 2 P: 21	R: 0 E: 0 K: 1 S: 13	H: 1 LOB: 1 BB: 1 P: 22	R: 2 E: 0 K: 1 S: 13	H: 4 LOB: 2 BB: 0 P: 18	1B: 9 2B: 2 3B: 0 HR: 0	SF: 0 SAC: 0 DP: 0 HBP: 0	WP: 0 PB: 1 SB: 0 CS: 1	PA: 39
PITCHER	IP WLS BF H R ER SO BB IBB HBP BLK WP HR S P ERA WHIP																			
24 Mark Langston, L (1, 1) ERA: 5.09	6.0 L 27 5 2 2 2 1 0 0 0 0 0 0 57 104 4.50 1.667																			
Donne Wall, R (7, 1) ERA: 2.81	2.0 12 5 2 2 2 1 0 0 0 0 0 0 26 40 9.00 3.000																			

Batter	1	2	3	4	5	6	7	8	9	AB	R	H	RBI	BB	SO	LOB	TOP					
Steve Finley, L OBP: 0.291, SLG: 0.397 (1, 8)	0-0 1B		2-3 K		0-0 F8		0-0 P5		2-2 P8	5	0	1	0	0	1	0						
Tony Gwynn, L OBP: 0.383, SLG: 0.500 (1, 9)	0-1 L9		0-1 P7			1-0 G4-3		4-2 1B 2B BB	1-1 1B	4	1	1	0	1	0	1						
Greg Vaughn, R OBP: 0.375, SLG: 0.637 (1, 10)	0-3 K			4-2 2B BB	0-0 P7		0-0 2B 2B	1-3 K	1-1 F8	4	2	1	0	1	2	3						
Ken Caminiti, S OBP: 0.336, SLG: 0.459 (1, 5)	1-0 F8			0-0 P7		3-0 F7		0-0 2B 1B	1-3 2B 1B	4	1	1	0	0	0	3						
Ruben Rivera, R OBP: 0.476, SLG: 0.604 (1, 7)		4-0 S BB		2-3 K		4-1 2B BB		3-2 G6-3 1-H 3-H 2B	0-0 G6-3	2	1	1	2	2	1	1						
Jim Levitz, R OBP: 0.394, SLG: 0.538 Carlos Hernandez, R OBP: 0.323, SLG: 0.355 (8, 2)		4-2 F9-3 BB		0-0 1-H 2B		1-0 1-H 2-H 2B		0-0 G6-3	2-3 2B	3	0	2	3	1	0	1						
Chris Gomez, R OBP: 0.322, SLG: 0.362 (1, 6)		3-2 F9-3 BB		0-2 G6-3		1-3 K		1-1 HBP		3	0	0	0	0	1	4						
Archi Cianfrocco, R OBP: 0.209, SLG: 0.230 (1, 3)	1-0 F8			2-0 F8		0-0 P2		1-0 P3		4	0	0	0	0	0	3						
Andy Sheets, R OBP: 0.306, SLG: 0.358 (1, 4)			1-1 G5-3		2-3 K		0-3 K		3-3 K	4	0	0	0	0	3	0						
Inning Stats	R: 0 E: 0 K: 1 S: 7	H: 1 LOB: 1 BB: 0 P: 8	R: 0 E: 0 K: 0 S: 9	H: 0 LOB: 1 BB: 2 P: 21	R: 0 E: 0 K: 1 S: 7	H: 0 LOB: 0 BB: 0 P: 10	R: 1 E: 0 K: 1 S: 10	H: 1 LOB: 1 BB: 1 P: 16	R: 0 E: 0 K: 1 S: 5	H: 0 LOB: 0 BB: 0 P: 9	R: 2 E: 0 K: 1 S: 8	H: 2 LOB: 1 BB: 1 P: 18	R: 0 E: 0 K: 1 S: 5	H: 0 LOB: 0 BB: 0 P: 5	R: 2 E: 0 K: 1 S: 14	H: 2 LOB: 2 BB: 1 P: 24	R: 0 E: 0 K: 1 S: 11	H: 1 LOB: 1 BB: 0 P: 18	1B: 3 2B: 5 3B: 0 HR: 0	SF: 0 SAC: 0 DP: 1 HBP: 1	WP: 0 PB: 0 SB: 1 CS: 0	PA: 39
PITCHER Jeff Fassero, L ERA: 4.37 (1, 1)	IP: 9.0 WLS: L BF: 39 H: 7 R: 5 ER: 5 SO: 8 BB: 5 IBB: 0 HBP: 1 BLK: 0 WP: 0 HR: 0 S: 76 P: 129 ERA: 5.00 WHIP: 1.333															PITCHER						

San Diego Padres @ Seattle Mariners
The Kingdome, Seattle, WA
Mon Jun 22 1998, 10:05 PM EDT
Att: 41,571 - Dome - 72 F

livebaseballscorecards.com

AB 33
R 5
H 7
RBI 5
BB 5
SO 8
LOB 16




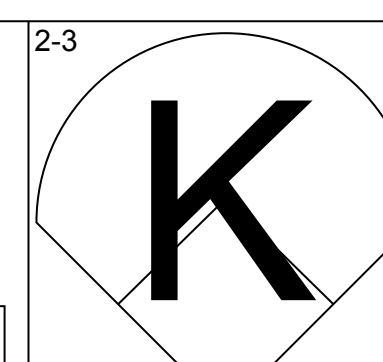
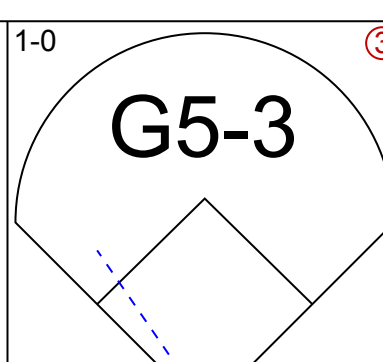
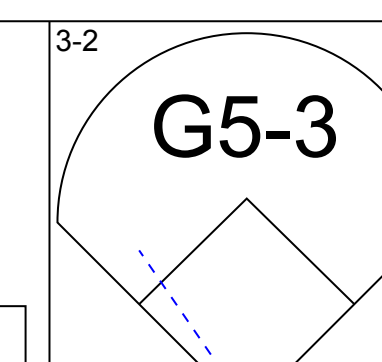
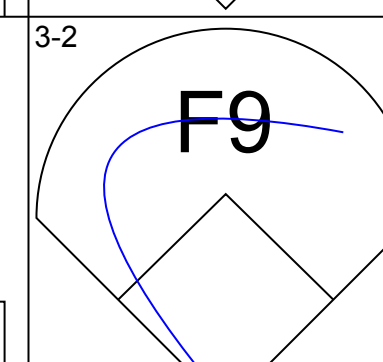
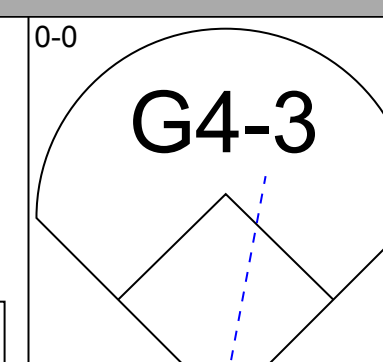
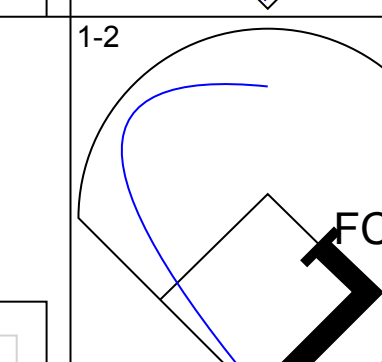
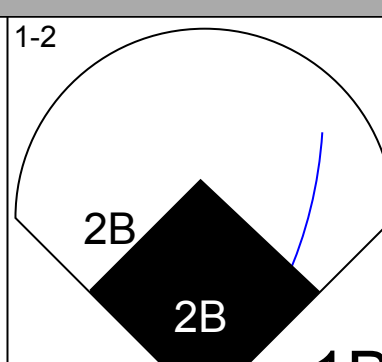
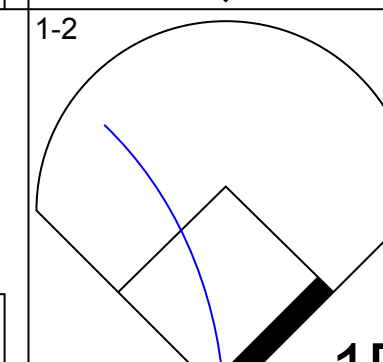
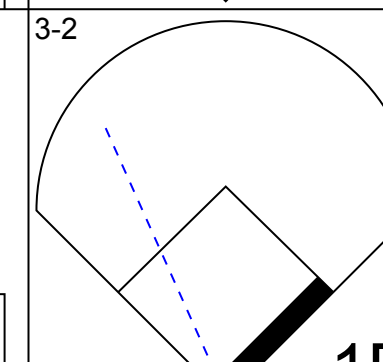
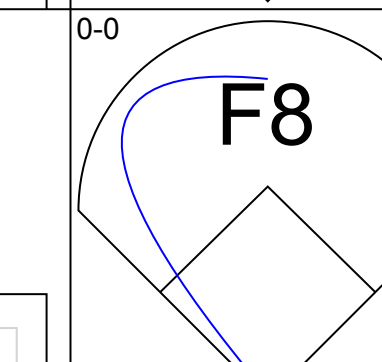
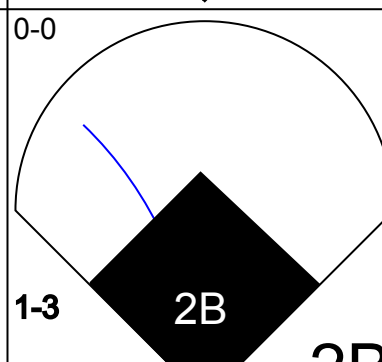
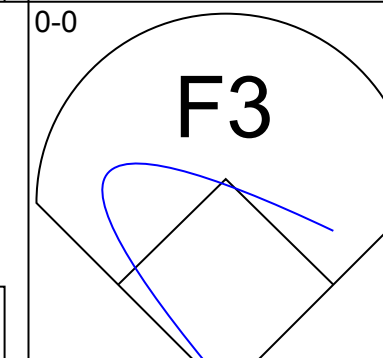
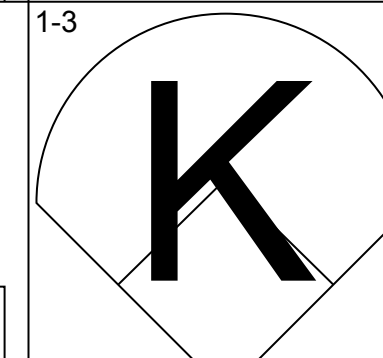
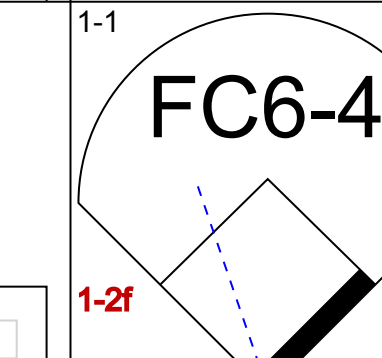
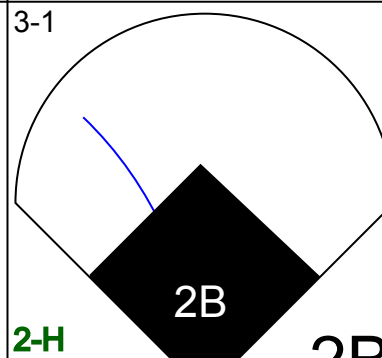
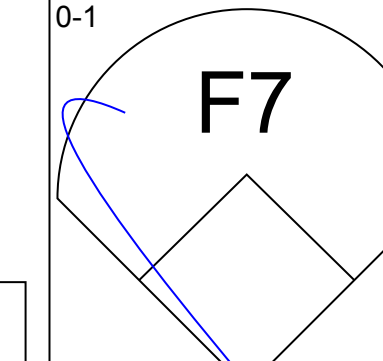
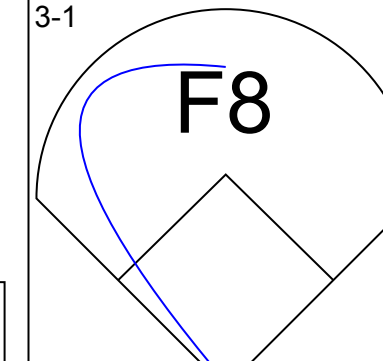
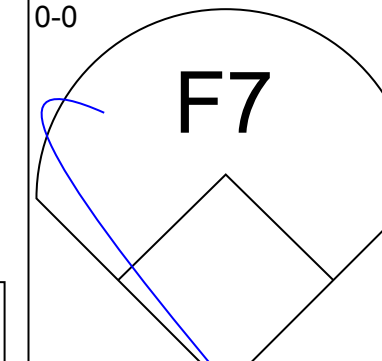
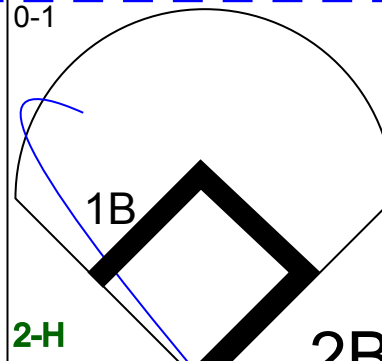
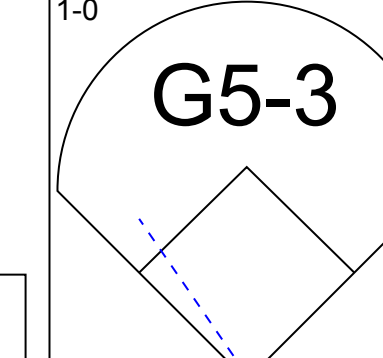
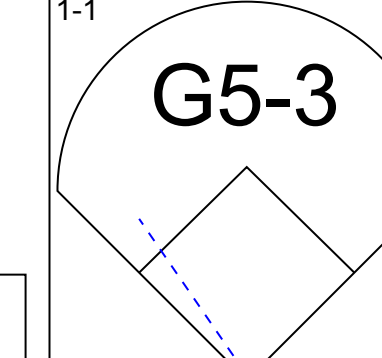
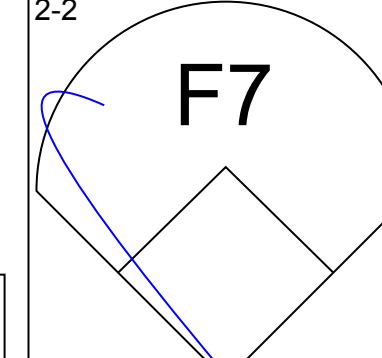
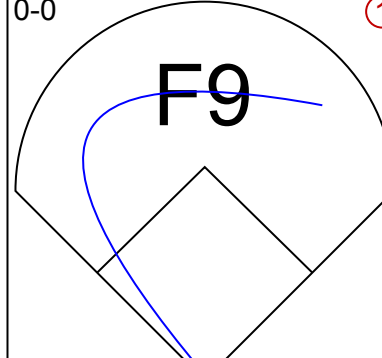
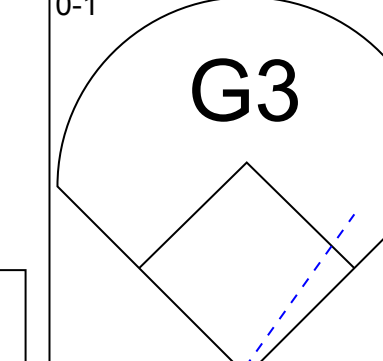
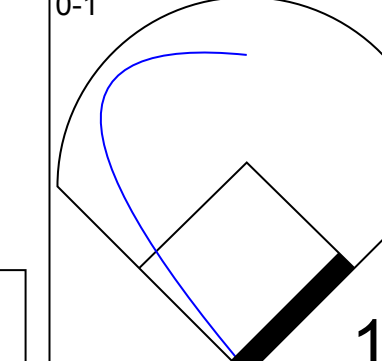
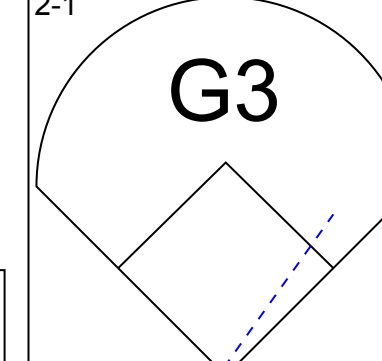
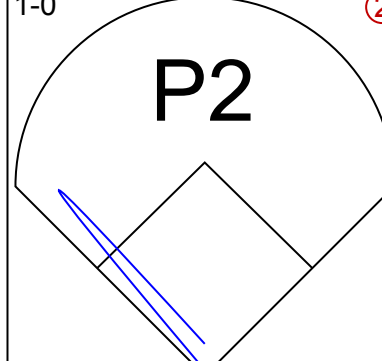
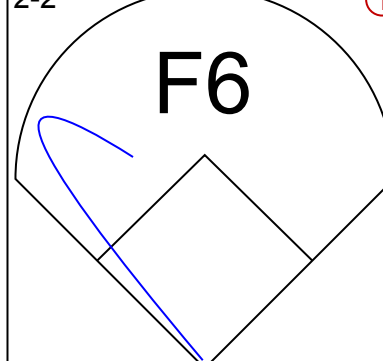
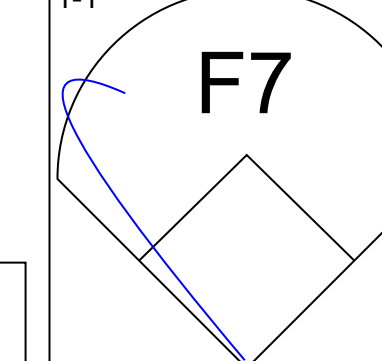
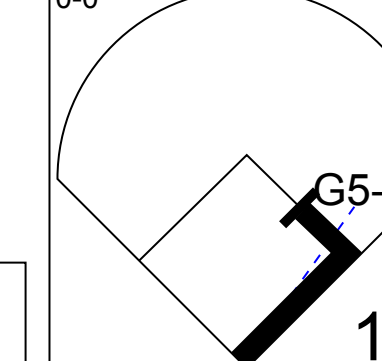
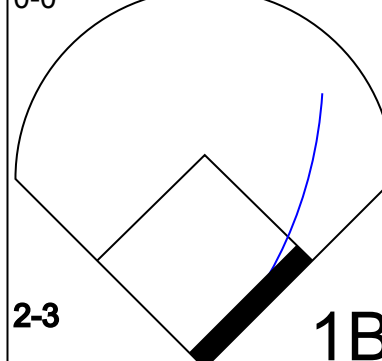
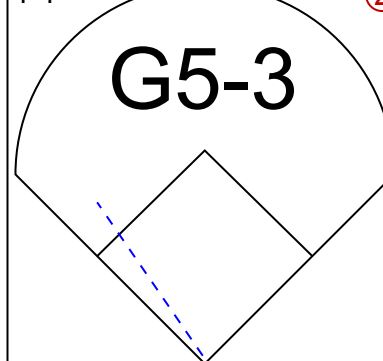
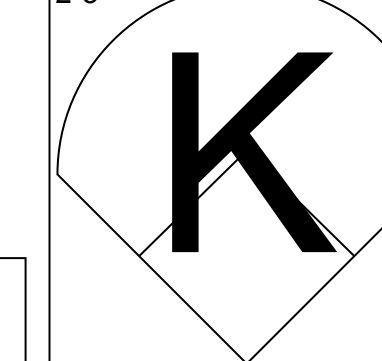
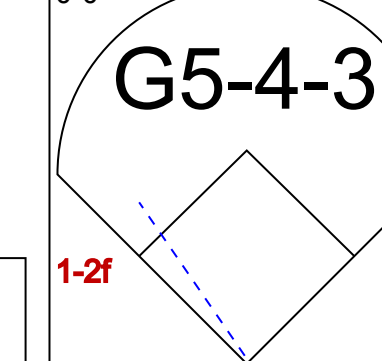

Batter	1	2	3	4	5	6	7	8	9	AB	R	H	RBI	BB	SO	LOB	BOTTOM					
Joey Cora, S OBP: 0.355, SLG: 0.357 (1, 4)	0-2 G5-3		4-0 BB		1-0 1-2 L1-3		4-1 2B BB		3-3 K	3	1	0	0	2	1	1						
Alex Rodriguez, R OBP: 0.385, SLG: 0.610 (1, 6)	1-0 BB 1B		2-1 P4		2-0 HR		0-1 1-H 3-H 2B		1-1 P5	5	1	3	3	0	0	1						
Ken Griffey Jr., L OBP: 0.372, SLG: 0.632 (1, 8)	0-0 F8		0-0 F7		2-1 G3-1		4-0 IBB		2-1 F8	4	0	0	0	1	0	2						
Edgar Martinez, R OBP: 0.406, SLG: 0.519 (1, 10)	4-2 1-2 BB		2-2 F8		2-1 P4		3-3 K		3-3 K	3	0	0	0	1	1	2						
David Segui, S OBP: 0.399, SLG: 0.564 (1, 3)	2-2 F8		4-1 BB		4-2 BB		0-3 K		0-3 K	2	0	0	0	2	1	2						
Jay Buhner, R OBP: 0.344, SLG: 0.518 (1, 9)		3-1 G5-3		2-3 K		1-3 K		4-2 FC3-6 1B BB	3	0	0	0	1	2	2							
Glenallen Hill, R OBP: 0.327, SLG: 0.388 Rob Ducey, L OBP: 0.327, SLG: 0.388 (8, 7)		0-2 F9		0-0 F9		0-1 PB 2B 2B		1-1 FC3-6 1B	3	1	1	0	0	0	1							
Dan Wilson, R OBP: 0.296, SLG: 0.349 (1, 2)		2-1 G4-3		3-1 L7		1-3 K		1-1 FC3-6	4	0	0	0	0	1	3							
Rico Rossy, R OBP: 0.429, SLG: 0.800 Russ Davis, R OBP: 0.307, SLG: 0.435 (8, PH) (9, 5)			0-0 P7		4-2 L1-3 BB		1-2 G4-3		2-3 K	2	0	0	0	1	0	1						
Inning Stats	R: 0 E: 0 K: 0 S: 12	H: 1 LOB: 2 BB: 1 P: 19	R: 0 E: 0 K: 0 S: 7	H: 0 LOB: 0 BB: 0 P: 12	R: 0 E: 0 K: 0 S: 4	H: 0 LOB: 1 BB: 1 P: 10	R: 0 E: 0 K: 1 S: 8	H: 0 LOB: 1 BB: 1 P: 16	R: 0 E: 0 K: 0 S: 5	H: 0 LOB: 0 BB: 1 P: 13	R: 1 E: 0 K: 1 S: 10	H: 1 LOB: 1 BB: 1 P: 21	R: 2 E: 0 K: 2 S: 16	H: 2 LOB: 2 BB: 2 P: 29	R: 0 E: 0 K: 2 S: 12	H: 1 LOB: 2 BB: 1 P: 20	R: 0 E: 0 K: 1 S: 7	H: 0 LOB: 0 BB: 0 P: 13	1B: 2 2B: 3 3B: 0 HR: 1	SF: 0 SAC: 0 DP: 1 HBP: 0	WP: 0 PB: 1 SB: 0 CS: 0	PA: 39
PITCHER Sterling Hitchcock, L ERA: 3.63 Donne Watt, R ERA: 3.31 Dan Miceli, R ERA: 2.84 Trevor Hoffman, R ERA: 1.57 (1, 1) (7, 1) (7, 1) (9, 1)	IP: 6.0 WLS: BF: 24 H: 2 R: 1 ER: 1 SO: 2 BB: 1 IBB: 0 HBP: 0 BLK: 0 WP: 0 HR: 1 S: 46 P: 91 ERA: 1.50 WHIP: 1.167															PITCHER						

San Diego Padres @ Seattle Mariners
The Kingdome, Seattle, WA
Mon Jun 22 1998, 10:05 PM EDT
Att: 41,571 - Dome - 72 F

livebaseballscorecards.com

AB 31
R 3
H 5
RBI 3
BB 8
SO 7
LOB 17

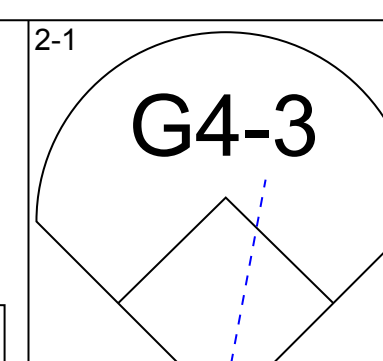
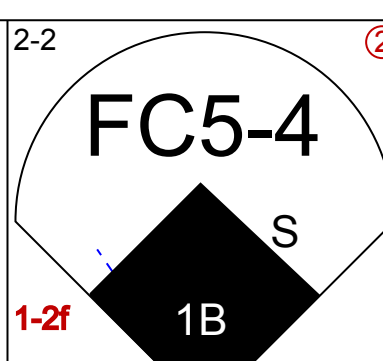
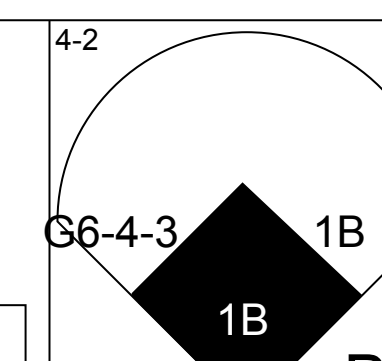
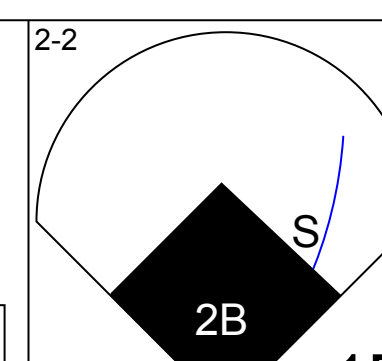
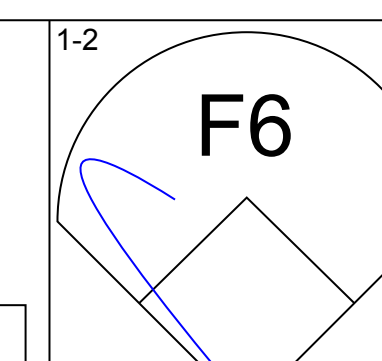
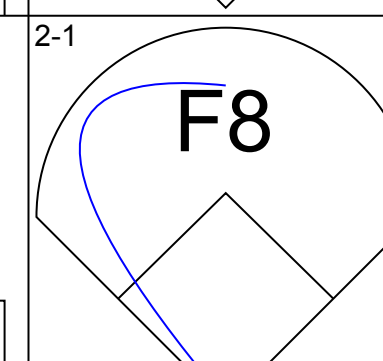
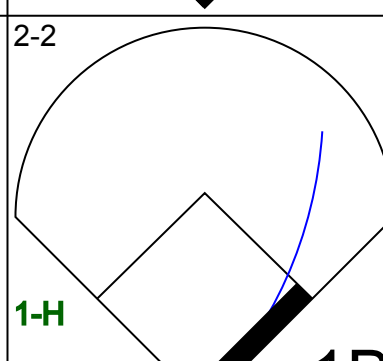
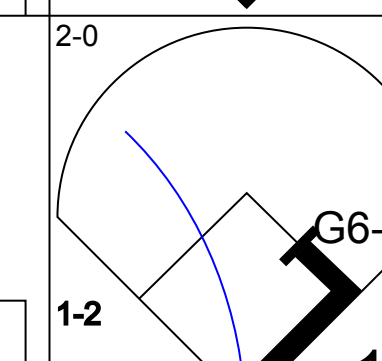
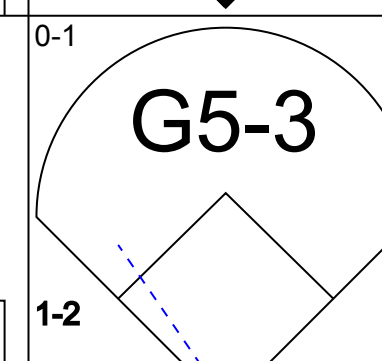
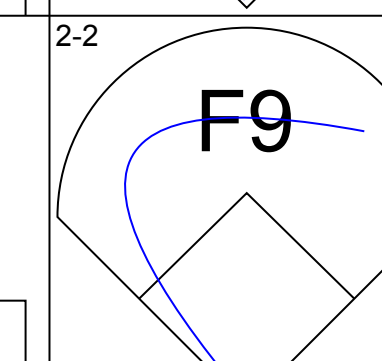
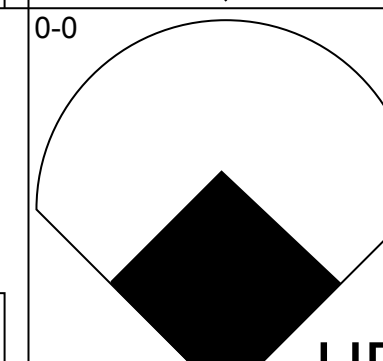
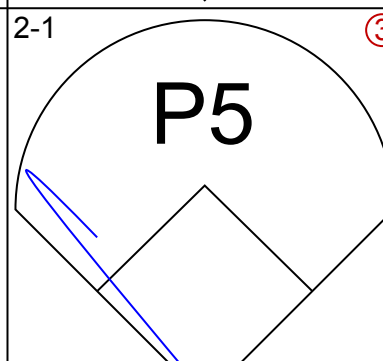
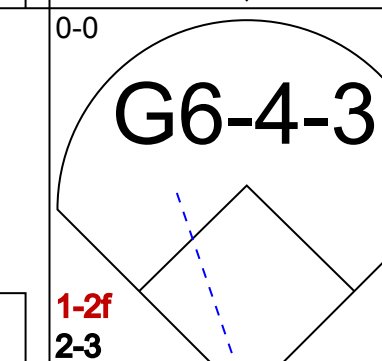
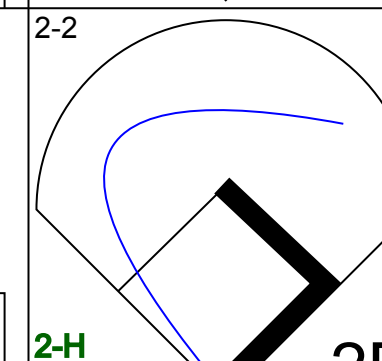
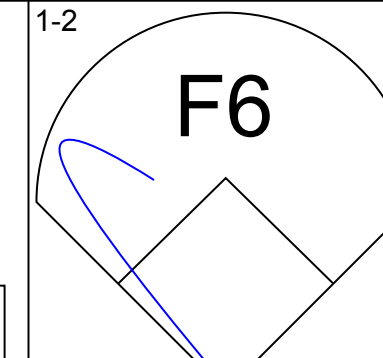
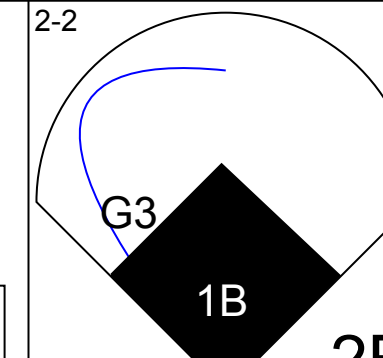
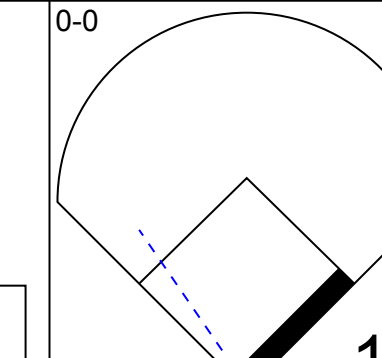
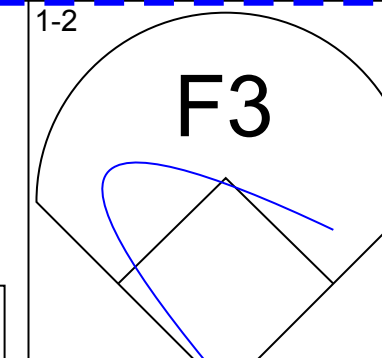
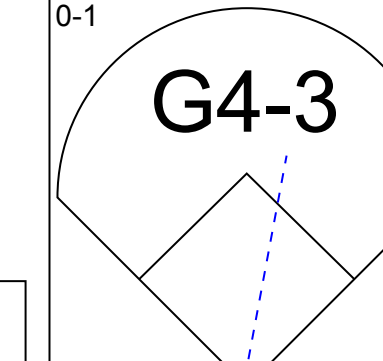
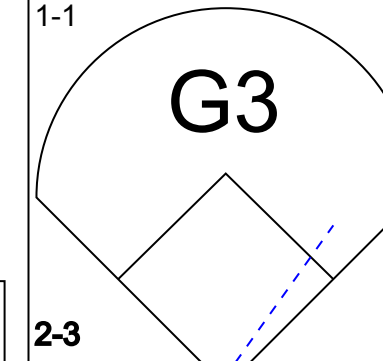
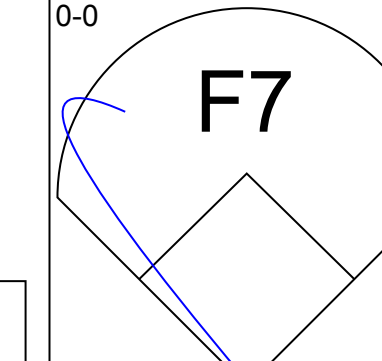
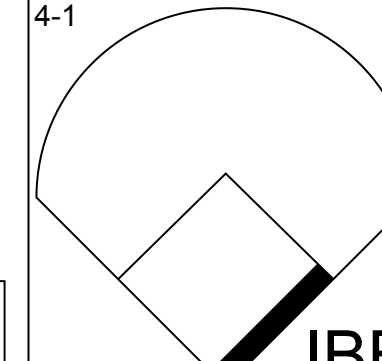
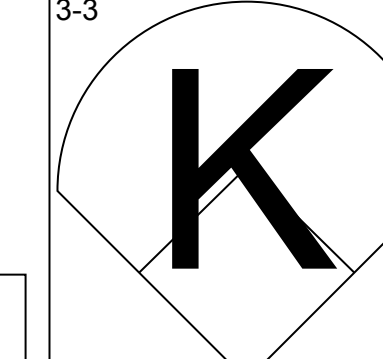
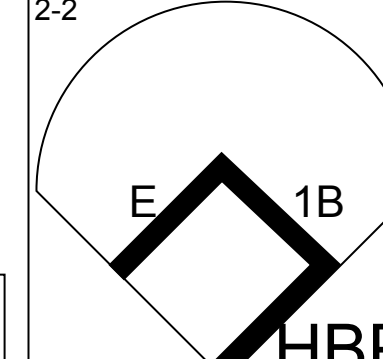
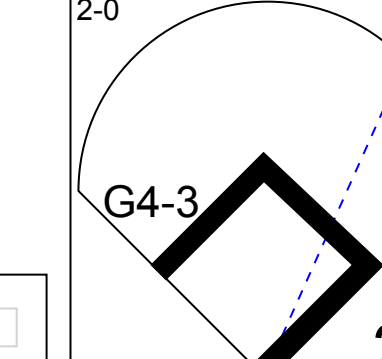
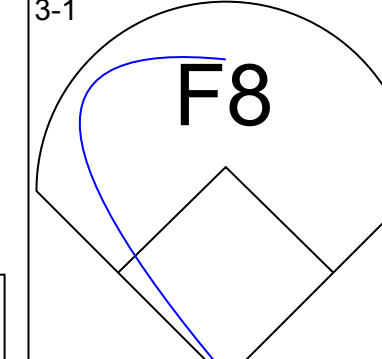
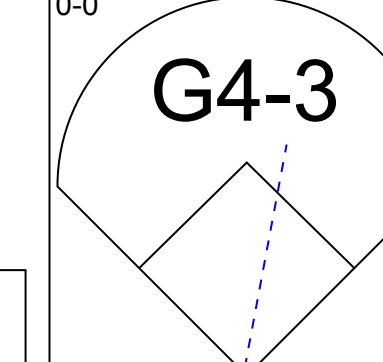
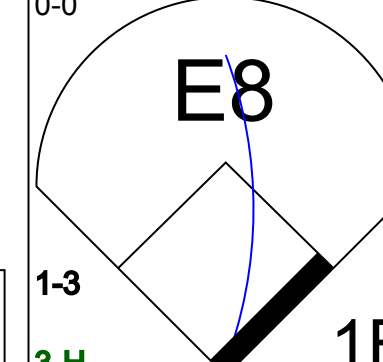
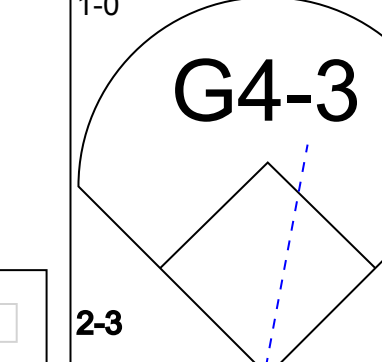
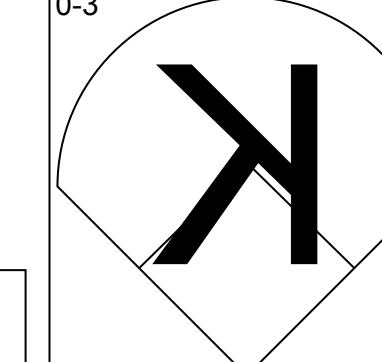
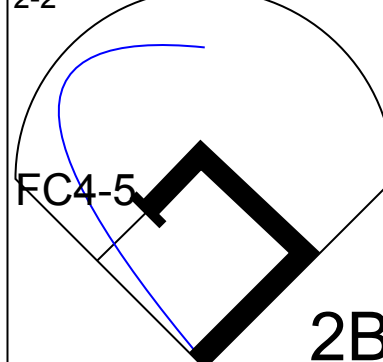
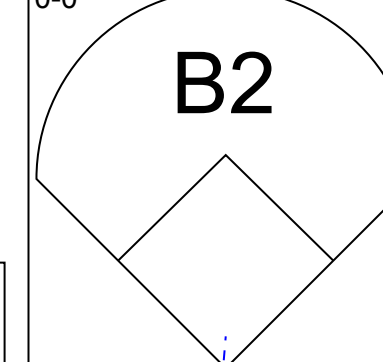
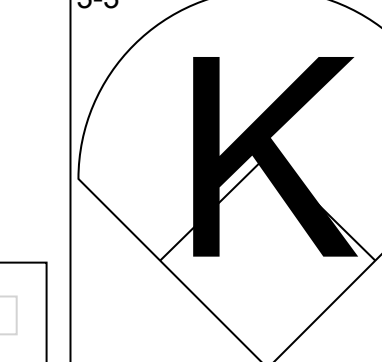
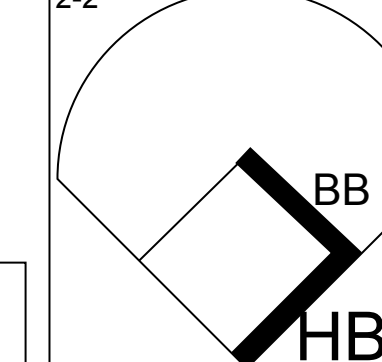
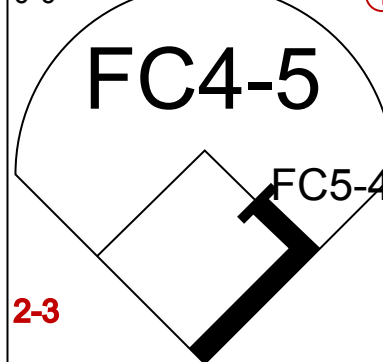
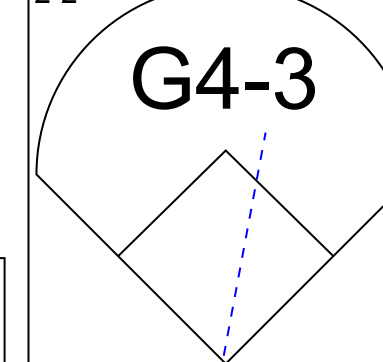
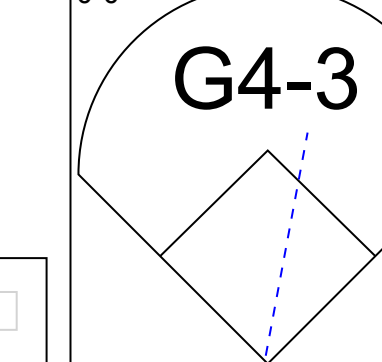
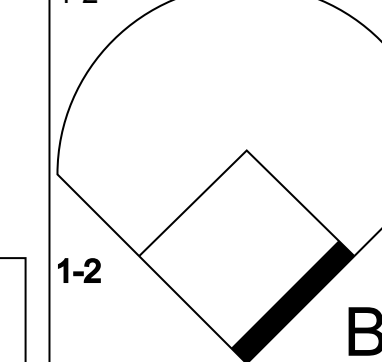


Batter	1	2	3	4	5	6	7	8	9	AB	R	H	RBI	BB	SO	LOB	TOP								
QuiVio Veras, S OBP: 0.395, SLG: 0.367 (1, 4)										4	0	0	0	0	1	0									
Tony Gwynn, L OBP: 0.385, SLG: 0.500 (1, 9)										4	1	2	0	0	0	0									
Greg Vaughn, R OBP: 0.379, SLG: 0.643 (1, 10)										4	1	3	0	0	0	1									
Ken Caminiti, S OBP: 0.335, SLG: 0.460 (1, 5)										4	1	1	2	0	1	3									
Wally Joyner, L OBP: 0.384, SLG: 0.452 (1, 3)										4	0	1	1	0	0	1									
Ruben Rivera, R OBP: 0.448, SLG: 0.558 (1, 7)										4	0	0	0	0	0	1									
Steve Finley, L OBP: 0.290, SLG: 0.395 (1, 8)										4	0	1	0	0	0	1									
Carlos Hernandez, R OBP: 0.327, SLG: 0.358 (1, 2)										4	0	2	0	0	0	1									
Chris Gomez, R OBP: 0.320, SLG: 0.358 (1, 6)										2	0	0	0	0	1	1									
Jim Leyritz, R OBP: 0.391, SLG: 0.534 (8, PH)										1	0	0	0	0	0	1									
Andy Sheets, R OBP: 0.306, SLG: 0.358 (8, 6)										0	0	0	0	0	0	0									
Mark Sweeney, L OBP: 0.290, SLG: 0.296 (9, PH)										1	0	0	0	0	1	2									
Inning Stats	R: 0 E: 0 K: 1 S: 11	H: 1 LOB: 1 BB: 0 P: 17	R: 0 E: 0 K: 0 S: 5	H: 0 LOB: 0 BB: 0 P: 6	R: 0 E: 0 K: 0 S: 6	H: 0 LOB: 0 BB: 0 P: 10	R: 0 E: 0 K: 1 S: 9	H: 1 LOB: 1 BB: 0 P: 16	R: 0 E: 0 K: 1 S: 10	H: 1 LOB: 1 BB: 0 P: 14	R: 0 E: 0 K: 0 S: 9	H: 1 LOB: 1 BB: 0 P: 12	R: 0 E: 0 K: 0 S: 6	H: 0 LOB: 0 BB: 0 P: 10	R: 0 E: 0 K: 0 S: 5	H: 1 LOB: 0 BB: 0 P: 8	R: 3 E: 0 K: 1 S: 16	H: 5 LOB: 2 BB: 0 P: 22	1B: 7 2B: 3 3B: 0 HR: 0	SF: 0 SAC: 0 DP: 1 HBP: 0	WP: 0 PB: 0 SB: 0 CS: 0	PA: 36			
PITCHER	IP	WLS	BF	H	R	ER	SO	BB	IBB	HBP	BLK	WP	HR	S	P	ERA	WHIP								
Jamie Moyer, L ERA: 3.58 (1, 1)	8.0	W	31	8	3	3	3	0	0	0	0	0	0	68	104	3.38	1.000								
Heathcliff Slocumb, R ERA: 7.59 (9, 1)	1.0	S	5	2	0	0	1	0	0	0	0	0	0	9	11	0.00	2.000								

San Diego Padres @ Seattle Mariners
The Kingdome, Seattle, WA
Tue Jun 23 1998, 6:33 AM EDT
Att: 30,961 - Dome - 72 F


AB 36
R 3
H 10
RBI 3
BB 0
SO 4
LOB 12



Batter	1	2	3	4	5	6	7	8	9	AB	R	H	RBI	BB	SO	LOB	BOTTOM								
Rich Amaral, R OBP: 0.305, SLG: 0.337 (1, 7)										4	3	1	0	1	0	3									
Alex Rodriguez, R OBP: 0.386, SLG: 0.607 (1, 6)										5	0	2	1	0	0	3									
Ken Griffey Jr., L OBP: 0.374, SLG: 0.644 (1, 8)										4	1	2	2	0	0	3									
Edgar Martinez, R OBP: 0.408, SLG: 0.523 (1, 10)										4	1	2	1	0	0	1									
David Segui, S OBP: 0.397, SLG: 0.558 (1, 3)										3	0	0	0	1	0	2									
Rob Ducey, L OBP: 0.331, SLG: 0.394 (1, 9)										3	0	1	0	0	1	2									
Russ Davis, R OBP: 0.306, SLG: 0.432 (1, 5)										4	0	1	1	0	1	1									
Dan Wilson, R OBP: 0.299, SLG: 0.353 (1, 2)										3	0	1	0	0	1	3									
Jeff Huson, L OBP: 0.245, SLG: 0.250 (1, 4)										3	0	0	0	1	0	4									
Inning Stats	R: 1 E: 0 K: 0 S: 8	H: 1 LOB: 0 BB: 0 P: 13	R: 0 E: 0 K: 1 S: 6	H: 0 LOB: 0 BB: 0 P: 9	R: 1 E: 0 K: 0 S: 14	H: 2 LOB: 1 BB: 0 P: 22	R: 1 E: 1 K: 0 S: 13	H: 2 LOB: 2 BB: 0 P: 20	R: 0 E: 0 K: 1 S: 7	H: 1 LOB: 1 BB: 0 P: 13	R: 1 E: 0 K: 0 S: 17	H: 2 LOB: 2 BB: 1 P: 29	R: 0 E: 0 K: 1 S: 14	H: 0 LOB: 2 BB: 1 P: 23	1B: 5 2B: 4 3B: 0 HR: 1	SF: 0 SAC: 0 DP: 1 HBP: 2	WP: 0 PB: 0 SB: 2 CS: 0	PA: 38							
PITCHER	IP	WLS	BF	H	R	ER	SO	BB	IBB	HBP	BLK	WP	HR	S	P	ERA	WHIP								
Joey Hamilton, R ERA: 5.3 (1, 1)	6.1	L	30	10	5	5	2	1	0	1	0	0	0	7	15	0.00	0.000								
Will Cunnane, R ERA: (7, 1)	0.2		3	0	0	0	0	0	1	0	0	0	0	7	15	0.00	0.000								
Brian Boehringer, R ERA: 4.82 (8, 1)	1.0		5	0	0	0	1	1	0	1	0	0	0	14	23	0.00	1.000								

San Diego Padres @ Seattle Mariners
The Kingdome, Seattle, WA
Tue Jun 23 1998, 6:33 AM EDT
Att: 30,961 - Dome - 72 F

AB 33
R 5
H 10
RBI 5
BB 3
SO 3
LOB 22



Batter	1	2	3	4	5	6	7	8	9	AB	R	H	RBI	BB	SO	LOB	TOP										
Joey Cora, S OBP: 0.356, SLG: 0.358 Jeff Huson, L OBP: 0.245, SLG: 0.250	0-0 FC5-4 1B		1-2 G4-3		1-1 1B		0-1 G3-1	2-0 G4-3		5	0	2	0	0	0	1											
Alex Rodriguez, R OBP: 0.669, SLG: 0.667	0-0 FC5-4 WP 1-2		2-2 1B		2-0 1B		1-1 S S		2-3 K	5	0	3	1	0	1	1											
Ken Griffey Jr., L OBP: 0.377, SLG: 0.650	4-1 WP 1-2 BB		0-1 L8		1-3 3-H 1-3 K		4-1 BB 1-2 IBB		1-1 HR	3	1	1	1	2	1	3											
David Segui, S OBP: 0.394, SLG: 0.551	1-2 L6 1-2 2-3			1-3 K		1-0 FC5 1B	1-3 K		0-2 G4-3	5	0	1	0	0	2	4											
Jay Buhner, R OBP: 0.333, SLG: 0.483 Rich Amaral, R OBP: 0.305, SLG: 0.337	1-1 G5-3			3-2 G6-3		1-0 FC5	4-0 BB		2-1 G6-3	4	0	0	0	1	0	3											
Rob Ducey, L OBP: 0.323, SLG: 0.384		1-3 K		2-3 K		2-2 G6-3	1-3 K			4	0	0	0	0	3	5											
Russ Davis, R OBP: 0.302, SLG: 0.425		2-1 F8			2-2 G6-3	0-3 K		2-2 F9		4	0	0	0	0	1	2											
John Marzano, R OBP: 0.289, SLG: 0.300		1-3 K			0-3 K	4-0 IBB		0-3 K		3	0	0	0	1	3	0											
Randy Johnson, R OBP: 0.143, SLG: 0.143			0-3 K		0-1 E6 1B 1B	1-2 G5-3		0-1 1B		4	1	1	0	0	1	3											
Inning Stats	R: 0 H: 1 E: 0 K: 0 S: 8	L: 1 LOB: 2 BB: 1 P: 14	R: 0 H: 0 E: 0 K: 2 S: 8	LOB: 0 BB: 0 P: 12	R: 0 H: 1 E: 0 K: 1 S: 12	LOB: 1 BB: 0 P: 15	R: 0 H: 0 E: 0 K: 2 S: 11	LOB: 0 BB: 0 P: 17	R: 1 H: 2 E: 1 K: 2 S: 15	LOB: 3 BB: 0 P: 21	R: 0 H: 1 E: 0 K: 1 S: 11	LOB: 3 BB: 1 P: 20	R: 0 H: 1 E: 0 K: 1 S: 11	LOB: 3 BB: 2 P: 22	R: 0 H: 1 E: 0 K: 1 S: 9	LOB: 1 BB: 0 P: 13	R: 1 H: 1 E: 0 K: 1 S: 12	LOB: 1 BB: 0 P: 17	1B: 7 2B: 0 3B: 0 HR: 1	SF: 0 SAC: 0 DP: 0 HBP: 0	WP: 1 PB: 0 SB: 3 CS: 0	PA: 41					
PITCHER	IP	WLS	BF	H	R	ER	SO	BB	IBB	HBP	BLK	WP	HR	S	P	ERA	WHIP										
Andy Ashby, R ERA: 2.25	(1, 1)	7.0	L	33	6	1	0	10	2	2	0	0	0	76	121	0.00	1.143										
Dan Miceli, R ERA: 2.75	(8, 1)	1.1		5	1	0	0	2	0	0	0	0	0	14	20	0.00	0.750										
Roberto Ramirez, L ERA: 1.93	(9, 1)	0.2		3	1	1	1	0	0	0	0	0	1	7	10	13.50	1.500										

Seattle Mariners @ San Diego Padres
Qualcomm Stadium, San Diego, CA
Wed Jun 24 1998, 10:05 PM EDT
Att: 36,900 - Unknown - 67 F

AB 37
R 2
H 8
RBI 2
BB 4
SO 12
LOB 22



Batter	1	2	3	4	5	6	7	8	9	AB	R	H	RBI	BB	SO	LOB	BOTTOM										
Quilvio Veras, S OBP: 0.397, SLG: 0.369	2-1 S 1B		3-3 K		1-1 1B			0-1 G6-3		4	0	2	0	0	1	0											
Tony Gwynn, L OBP: 0.379, SLG: 0.492	0-3 K		0-0 E6 1B		0-3 K			0-0 G6-3		4	0	0	0	0	2	3											
Greg Vaughn, R OBP: 0.361, SLG: 0.641	2-3 K 1-2		1-2 1B		3-1 G5-3			2-1 FC6-4 1B		4	0	2	0	0	1	3											
Ken Caminiti, S OBP: 0.329, SLG: 0.451	0-0 G5-3		0-2 F8			0-2 G3		1-2 FC6-4 1-2		4	0	0	0	0	0	4											
Jim Leyritz, R OBP: 0.382, SLG: 0.518		1-3 K		1-0 G4-3		2-2 P2			0-0 G1-3	4	0	0	0	0	1	0											
Steve Finley, L OBP: 0.288, SLG: 0.392 Ruben Rivera, R OBP: 0.441, SLG: 0.547		1-3 K		2-3 K		2-3 K			1-3 K	3	0	0	0	0	3	0											
Carlos Hernandez, R OBP: 0.329, SLG: 0.372		1-0 E4		0-3 K			0-0 G5-3		2-0 HR	4	1	1	1	0	1	0											
Andy Sheets, R OBP: 0.297, SLG: 0.345		2-1 F9			1-2 G4-3		0-1 E4		3-2 G5-3	4	0	0	0	0	0	1											
Andy Ashby, R OBP: 0.098, SLG: 0.098 Archi Cianfranco, R OBP: 0.209, SLG: 0.208 Dan Miceli, R OBP: 1.000, SLG: 1.000 Roberto Ramirez, L	(1, 1) (7, PH) (8, 1) (9, 1)		3-3 K		2-2 1B 1B		0-3 K			2	0	1	0	0	1	0											
Inning Stats	R: 0 H: 1 E: 0 K: 2 S: 9	L: 1 LOB: 1 BB: 0 P: 13	R: 0 H: 0 E: 1 K: 2 S: 10	LOB: 0 BB: 0 P: 15	R: 0 H: 1 E: 1 K: 2 S: 14	LOB: 2 BB: 0 P: 21	R: 0 H: 0 E: 0 K: 2 S: 7	LOB: 0 BB: 0 P: 10	R: 0 H: 2 E: 0 K: 1 S: 14	LOB: 2 BB: 0 P: 21	R: 0 H: 0 E: 0 K: 1 S: 9	LOB: 0 BB: 0 P: 13	R: 0 H: 0 E: 1 K: 1 S: 6	LOB: 0 BB: 0 P: 6	R: 0 H: 1 E: 0 K: 0 S: 8	LOB: 1 BB: 0 P: 11	R: 1 H: 1 E: 0 K: 1 S: 8	LOB: 0 BB: 0 P: 14	1B: 5 2B: 0 3B: 0 HR: 1	SF: 0 SAC: 0 DP: 0 HBP: 0	WP: 0 PB: 0 SB: 1 CS: 0	PA: 35					
PITCHER	IP	WLS	BF	H	R	ER	SO	BB	IBB	HBP	BLK	WP	HR	S	P	ERA	WHIP										
Randy Johnson, L ERA: 4.83	(1, 1)	9.0	W	35	6	1	1	12	0	0	0	0	0	85	124	1.00	0.667										

Seattle Mariners @ San Diego Padres
Qualcomm Stadium, San Diego, CA
Wed Jun 24 1998, 10:05 PM EDT
Att: 36,900 - Unknown - 67 F


AB 35
R 1
H 6
RBI 1
BB 0
SO 12
LOB 11




Batter	1	2	3	4	5	6	7	8	9	AB	R	H	RBI	BB	SO	LOB	TOP					
Rich Amaral, R (1,4) OBP: 0.296, SLG: 0.326	F7			F9		F9		FC6		3	0	0	0	0	0	0	Seattle Mariners @ San Diego Padres Qualcomm Stadium, San Diego, CA Thu Jun 25 1998, 6:33 AM EDT Att: 32,626 - Sunny - 76 F					
Edgar Martinez, R (8, FH) OBP: 0.406, SLG: 0.521										1	0	0	0	0	0	1						
31 Bobby Ayala, R (8, 1)										0	0	0	0	0	0	0						
Alex Rodriguez, R (1,6) OBP: 0.371, SLG: 0.608	G6-3			2B			1B		F8	4	0	2	0	0	0	0						
Ken Griffey Jr., L (1,8) OBP: 0.373, SLG: 0.642	F7			F5			F7		G6-3	4	0	0	0	0	0	2						
David Segui, S (1,3) OBP: 0.395, SLG: 0.550		G6-3		G5-3			BB		FC6-4	4	0	2	0	0	0	1						
Jay Buhner, R (1,9) OBP: 0.329, SLG: 0.460		K			F7				FC6-4	3	0	0	0	1	1	1						
Glenallen Hill, R (1,7) OBP: 0.331, SLG: 0.526		K					G1-2-3			3	0	0	0	0	2	3						
Russ Davis, R (1,5) OBP: 0.306, SLG: 0.428					G6-3				FC6	3	0	2	0	0	0	0						
Dan Wilson, R (1,2) OBP: 0.296, SLG: 0.348							G5-3		K	3	0	0	0	0	2	2						
27 Ken Cloude, R (1,1)										2	0	0	0	0	0	1						
Paul Spoljaric, R (7, 1)										0	0	0	0	0	0	0						
Mike Timlin, R (7, 1)										0	0	0	0	0	0	0						
Joey Cora, S (8, FH) OBP: 0.355, SLG: 0.357										1	0	0	0	0	0	1						
Inning Stats	R: 0 E: 0 K: 0 S: 10	H: 0 LOB: 0 BB: 0 P: 16	R: 0 E: 0 K: 2 S: 8	H: 0 LOB: 0 BB: 0 P: 13	R: 0 E: 0 K: 1 S: 6	H: 1 LOB: 0 BB: 0 P: 6	R: 0 E: 0 K: 0 S: 8	H: 1 LOB: 1 BB: 0 P: 12	R: 0 E: 0 K: 1 S: 12	H: 0 LOB: 0 BB: 0 P: 19	R: 0 E: 0 K: 0 S: 4	H: 0 LOB: 0 BB: 0 P: 5	R: 0 E: 0 K: 0 S: 6	H: 2 LOB: 2 BB: 1 P: 13	R: 0 E: 0 K: 1 S: 9	H: 1 LOB: 1 BB: 0 P: 14	R: 0 E: 0 K: 0 S: 7	H: 1 LOB: 1 BB: 0 P: 12	1B: 5 2B: 1 3B: 0 HR: 0	SF: 0 SAC: 0 DP: 2 HBP: 0	WP: 0 PB: 0 SB: 0 CS: 0	PA: 32
PITCHER	IP	WLS	BF	H	R	ER	SO	BB	IBB	HBP	BLK	WP	HR	S	P	ERA	WHIP					
24 Mark Langston, L (1,1) ERA: 4.32	6.1	W	23	4	0	0	4	1	0	0	0	0	0	53	82	0.00	0.789					
Donne Wall, R (7,1) ERA: 3.06	2.2	S	9	2	0	0	1	0	0	0	0	0	0	17	28	0.00	0.750					

Batter	1	2	3	4	5	6	7	8	9	AB	R	H	RBI	BB	SO	LOB	BOTTOM				
QuiVivo Veras, S (1,4) OBP: 0.400, SLG: 0.373	F8	G3-1		CS			S			3	1	1	2	1	0	1	Seattle Mariners @ San Diego Padres Qualcomm Stadium, San Diego, CA Thu Jun 25 1998, 6:33 AM EDT Att: 32,626 - Sunny - 76 F				
Steve Finley, L (1,8) OBP: 0.292, SLG: 0.399	2B			CS			SF8		F8	4	2	2	0	1	0	1					
Tony Gwynn, L (1,9) OBP: 0.377, SLG: 0.494	2B			2B			SF8		F8	3	1	1	2	0	1	1					
Ruben Rivera, R (8,9) OBP: 0.435, SLG: 0.537	1B			K			SF8		K	1	0	0	0	0	1	1					
Ken Caminiti, S (1,5) OBP: 0.332, SLG: 0.454	F8									3	0	1	1	1	0	1					
Greg Vaughn, R (1,7) OBP: 0.382, SLG: 0.637	1B			G6-3			1B			3	0	1	1	1	1	3					
Wally Joyner, L (1,3) OBP: 0.386, SLG: 0.450	K						K			3	0	1	0	1	2	3					
Carlos Hernandez, R (1,2) OBP: 0.324, SLG: 0.374		G1-3		F1			F2			4	1	1	0	0	0	4					
Chris Gomez, R (1,6) OBP: 0.323, SLG: 0.361					G5-3		F9			4	1	2	0	0	0	2					
24 Mark Langston, R (1,1) OBP: 0.200, SLG: 0.214										2	0	0	0	0	1	2					
Donne Wall, R (7,1) OBP: 0.333, SLG: 0.333		SH3-4			K		F9			1	0	0	0	0	1	2					
Inning Stats	R: 2 E: 0 K: 1 S: 17	H: 3 LOB: 1 BB: 0 P: 23	R: 0 E: 0 K: 0 S: 6	H: 1 LOB: 1 BB: 0 P: 9	R: 1 E: 0 K: 1 S: 9	H: 2 LOB: 2 BB: 1 P: 15	R: 0 E: 0 K: 1 S: 8	H: 0 LOB: 0 BB: 0 P: 15	R: 0 E: 0 K: 0 S: 3	H: 0 LOB: 0 BB: 0 P: 4	R: 0 E: 0 K: 0 S: 8	H: 1 LOB: 2 BB: 1 P: 14	R: 1 E: 0 K: 2 S: 12	H: 0 LOB: 2 BB: 3 P: 26	R: 2 E: 0 K: 2 S: 14	H: 3 LOB: 1 BB: 0 P: 20	1B: 4 2B: 6 3B: 0 HR: 0	SF: 1 SAC: 1 DP: 0 HBP: 1	WP: 0 PB: 0 SB: 0 CS: 1	PA: 40	
PITCHER	IP	WLS	BF	H	R	ER	SO	BB	IBB	HBP	BLK	WP	HR	S	P	ERA	WHIP				
27 Ken Cloude, R (1,1) ERA: 6.01	6.0	L	27	7	3	3	3	1	1	0	0	0	0	6	19	27.00	6.000				
Paul Spoljaric, L (7,1) ERA: 5.77	0.1		4	0	1	1	0	2	1	0	0	0	0	6	7	0.00	0.000				
Mike Timlin, R (7,1) ERA: 3.66	0.2		2	0	0	0	2	0	0	0	0	0	0	6	7	0.00	0.000				
31 Bobby Ayala, R (8,1) ERA: 7.49	1.0		6	3	2	2	2	0	0	0	0	0	0	14	20	18.00	3.000				

AB 31
R 0
H 6
RBI 0
BB 1
SO 5
LOB 12



AB 31
R 6
H 10
RBI 6
BB 5
SO 7
LOB 21



Batter	1	2	3	4	5	6	7	8	9	AB	R	H	RBI	BB	SO	LOB	TOP					
Darin Erstad, L OBP: 0.369, SLG: 0.568										5	0	2	0	0	2	0	Anaheim Angels @ San Diego Padres Qualcomm Stadium, San Diego, CA Fri Jun 26 1998, 10:05 PM EDT Att: 40,621 - Unknown - 70 F					
Dave Hollins, S OBP: 0.337, SLG: 0.392										4	1	2	0	0	0	3						
Jim Edmonds, L OBP: 0.378, SLG: 0.550									3	1	0	0	1	2	1							
Cecil Fielder, R OBP: 0.352, SLG: 0.447									2	1	1	3	2	1	1							
16 Garret Anderson, L OBP: 0.320, SLG: 0.457 Pep Harris, R (6, 1)									3	0	0	0	0	1	1							
Craig Shipley, R OBP: 0.311, SLG: 0.357 (8, PH) (8, 4)									0	0	0	0	0	0	0							
Matt Walbeck, S OBP: 0.305, SLG: 0.378									4	0	0	0	0	1	3							
11 Justin Baughman, R OBP: 0.315, SLG: 0.315 Greg Cadaret, L (8, 1)									4	0	0	0	0	2	2							
Gary Disarcina, R OBP: 0.343, SLG: 0.441										4	0	0	0	0	0	0						
Jason Dickson, L (1, 1)										2	0	0	0	0	2	0						
Mike Holtz, L (6, 1)										0	0	0	0	0	0	0						
Orlando Palmeiro, L OBP: 0.500, SLG: 0.565 (6, 9)										1	0	0	0	1	1	0						
Inning Stats	R: 0 E: 0 K: 3 S: 12	H: 1 LOB: 1 BB: 0 P: 19	R: 0 E: 0 K: 1 S: 8	H: 0 LOB: 0 BB: 0 P: 11	R: 0 E: 0 K: 1 S: 8	H: 0 LOB: 0 BB: 0 P: 12	R: 3 E: 0 K: 2 S: 16	H: 2 LOB: 1 BB: 1 P: 29	R: 0 E: 0 K: 1 S: 7	H: 1 LOB: 1 BB: 0 P: 14	R: 0 E: 0 K: 1 S: 8	H: 0 LOB: 2 BB: 1 P: 14	R: 0 E: 0 K: 1 S: 15	H: 1 LOB: 2 BB: 1 P: 28	R: 0 E: 0 K: 1 S: 7	H: 0 LOB: 2 BB: 2 P: 21	R: 0 E: 0 K: 2 S: 9	H: 0 LOB: 0 BB: 0 P: 12	1B: 3 2B: 1 3B: 0 HR: 1	SF: 0 SAC: 0 DP: 0 HBP: 0	WP: 0 PB: 1 SB: 0 CS: 0	PA: 37
PITCHER	IP WLS BF H R ER SO BB IBB HBP BLK WP HR S P ERA WHIP																					
Kevin Brown, R ERA: 2.77	(1, 1) 7.0 W 29 5 3 3 9 3 0 0 0 0 0 1 74 127 3.86 1.143																					
Roberto Ramirez, L ERA: 1.5	(8, 1) 0.1 1 0 0 0 0 0 0 0 0 0 0 0 3 5 0.00 0.000																					
Dan Miceli, R ERA: 2.75	(8, 1) 0.0 2 0 0 0 0 2 0 0 0 0 0 0 0 8 ∞ ∞																					
Trevor Hoffman, R ERA: 1.5	(8, 1) 1.2 S 5 0 0 0 3 0 0 0 0 0 0 0 13 20 0.00 0.000																					

Batter	1	2	3	4	5	6	7	8	9	AB	R	H	RBI	BB	SO	LOB	BOTTOM			
QuiVivo Veras, S OBP: 0.398, SLG: 0.368 Ed Giovanola, L OBP: 0.326, SLG: 0.350 (6, PR) (7, 4)										3	0	0	0	1	1	2	Anaheim Angels @ San Diego Padres Qualcomm Stadium, San Diego, CA Fri Jun 26 1998, 10:05 PM EDT Att: 40,621 - Unknown - 70 F			
Steve Finley, L OBP: 0.291, SLG: 0.398										4	0	1	1	0	1	0				
Tony Gwynn, L OBP: 0.381, SLG: 0.494 Ruben Rivera, R OBP: 0.435, SLG: 0.537 (6, PR) (9, 9)										4	0	2	0	1	0	0				
Ken Caminiti, S OBP: 0.338, SLG: 0.473										5	2	3	2	0	1	4				
Greg Vaughn, R OBP: 0.383, SLG: 0.637										5	0	2	2	0	1	6				
Wally Joyner, L OBP: 0.391, SLG: 0.451										2	1	1	0	2	1	2				
Carlos Hernandez, R OBP: 0.318, SLG: 0.367										4	0	0	0	0	1	5				
Chris Gomez, R OBP: 0.321, SLG: 0.359										4	1	1	0	0	0	3				
Kevin Brown, R OBP: 0.273, SLG: 0.262 Archi Cianfrocco, R OBP: 0.203, SLG: 0.222 Roberto Ramirez, L (8, 1) Dan Miceli, R OBP: 1.000, SLG: 1.000 Trevor Hoffman, R (8, 1)										3	1	2	1	0	0	1				
Inning Stats	R: 0 E: 0 K: 2 S: 12	H: 2 LOB: 2 BB: 0 P: 18	R: 0 E: 0 K: 0 S: 5	H: 1 LOB: 1 BB: 0 P: 8	R: 0 E: 0 K: 1 S: 8	H: 0 LOB: 0 BB: 0 P: 12	R: 2 E: 1 K: 1 S: 25	H: 3 LOB: 2 BB: 1 P: 37	R: 1 E: 0 K: 0 S: 16	H: 2 LOB: 2 BB: 1 P: 24	R: 3 E: 1 K: 1 S: 19	H: 2 LOB: 2 BB: 2 P: 36	R: 0 E: 0 K: 1 S: 8	H: 0 LOB: 0 BB: 0 P: 11	R: 0 E: 0 K: 1 S: 14	H: 2 LOB: 2 BB: 0 P: 24		1B: 10 2B: 1 3B: 0 HR: 1	SF: 1 SAC: 0 DP: 0 HBP: 0	WP: 0 PB: 0 SB: 0 CS: 0
PITCHER	IP WLS BF H R ER SO BB IBB HBP BLK WP HR S P ERA WHIP																			
Jason Dickson, R ERA: 5.72	(1, 1) 5.0 L 28 10 6 5 4 3 0 0 0 0 0 0 7 13 9.00 2.600																			
Mike Holtz, L ERA: 6.68	(6, 1) 0.1 3 0 0 0 0 1 0 0 0 0 0 0 7 13 0.00 3.000																			
Pep Harris, R ERA: 6.6	(6, 1) 1.2 5 0 0 0 2 0 0 0 0 0 0 0 14 21 0.00 0.000																			
Greg Cadaret, L ERA: 3.15	(8, 1) 1.0 5 2 0 0 1 0 0 0 0 0 0 0 14 24 0.00 2.000																			

Batter	1	2	3	4	5	6	7	8	9	AB	R	H	RBI	BB	SO	LOB	TOP		
Darin Erstad, L OBP: 0.368, SLG: 0.563 (1, 7)	P5			G6-4-3 HBP		F7			F8	3	0	0	0	0	0	1			
Dave Hollins, S OBP: 0.332, SLG: 0.386 (1, 5)	K			G6-4-3 1-2f			F9		G4-3	4	0	0	0	0	1	1			
Jim Edmonds, L OBP: 0.373, SLG: 0.542 (1, 8)	G1-3			K			F8		G6-3	4	0	0	0	0	1	0			
Cecil Fielder, R Shigetoshi Hasegawa, R OBP: 0.349, SLG: 0.442 (7, 1)		G5-3			K					3	0	0	0	0	2	0			
Phil Nevin, R OBP: 0.360, SLG: 0.462 (1, 2)	K				K					3	1	1	1	0	2	0			
Craig Shipley, R OBP: 0.297, SLG: 0.339 (1, 4)	G6-3				G6-3					3	0	0	0	0	0	0			
Damon Mashore, R OBP: 0.330, SLG: 0.372 (1, 9)			K			K				3	0	1	0	0	2	0			
Gary Disarcina, R OBP: 0.339, SLG: 0.436 (1, 6)			F8			K			E6 G6-3	3	0	0	0	0	1	1			
Omar Olivares, R Norberto Martin, R OBP: 0.238, SLG: 0.261 (7, 7)	F8								G6-3 1-2f	1	0	0	0	1	0	0			
										1	0	0	0	0	0	2			
Inning Stats	R: 0 E: 0 K: 1 S: 9	H: 0 LOB: 0 BB: 0 P: 12	R: 0 E: 0 K: 1 S: 8	H: 0 LOB: 0 BB: 0 P: 10	R: 0 E: 0 K: 1 S: 7	H: 0 LOB: 0 BB: 0 P: 10	R: 0 E: 0 K: 1 S: 5	H: 0 LOB: 0 BB: 0 P: 9	R: 0 E: 0 K: 2 S: 10	H: 0 LOB: 0 BB: 0 P: 12	R: 0 E: 0 K: 1 S: 7	H: 0 LOB: 0 BB: 0 P: 11	R: 1 E: 1 K: 0 S: 11	H: 2 LOB: 1 BB: 0 P: 15	R: 0 E: 0 K: 0 S: 6	H: 0 LOB: 0 BB: 0 P: 7	1B: 1 2B: 0 3B: 0 HR: 1	SF: 0 SAC: 0 DP: 2 HBP: 1	WP: 0 PA: 30 PB: 0 SB: 0 CS: 0
PITCHER Sterling Hitchcock, L ERA: 3.33 (1, 1)	IP: 9.0 WLS: W BF: 30	H: 2 R: 1 ER: 1 SO: 9	BB: 1 IBB: 0 HBP: 1 BLK: 0	WP: 0 HR: 1 S: 70 P: 104	ERA: 1.00 WHIP: 0.333														

Anaheim Angels @ San Diego Padres
Qualcomm Stadium, San Diego, CA
Sat Jun 27 1998, 6:33 AM EDT
Att: 31,948 - Sunny - 74 F

AB 28
R 1
H 2
RBI 1
BB 1
SO 9
LOB 5



Batter	1	2	3	4	5	6	7	8	9	AB	R	H	RBI	BB	SO	LOB	BOTTOM		
Steve Finley, L OBP: 0.286, SLG: 0.393 (1, 8)	K		G6-3			K	K			4	0	0	0	0	3	2			
Tony Gwynn, L Ruben Rivera, R OBP: 0.383, SLG: 0.498 (7, PR) (8, 9)	G5-3			F7		K 1B WP	K 2B 1-3 2-H			4	1	2	1	0	0	0			
Ken Caminiti, S OBP: 0.344, SLG: 0.470 (1, 5)	K			FC1-4 BB		K 1B BB	K 1B IBB			1	1	0	0	3	1	0			
Greg Vaughn, R OBP: 0.384, SLG: 0.645 (1, 7)		HR		FC1-4 1-2f		K 1B 2-H	K			4	1	2	2	0	1	4			
Wally Joyner, L OBP: 0.393, SLG: 0.452 (1, 3)				F8		K 1B 1-3 2-H		F8		4	0	2	1	0	0	1			
Jim Leyritz, R OBP: 0.379, SLG: 0.511 (1, 2)	G5-4-3 1-2f				G6-3 1B	K G6-3	K			4	0	1	0	0	1	3			
Ed Giovanola, L OBP: 0.333, SLG: 0.393 (1, 4)	K				G6-3 1-2f		FC1-5 1B	HR		4	1	2	1	0	1	1			
Chris Gomez, R OBP: 0.324, SLG: 0.358 (1, 6)			G4-3		L1		FC1-5 2B	BB		3	1	1	0	1	0	0			
Sterling Hitchcock, L OBP: 0.227, SLG: 0.227 (1, 1)			K			K	FC1-5 2B	K		4	0	0	0	0	3	3			
Inning Stats	R: 0 E: 0 K: 2 S: 10	H: 0 LOB: 0 BB: 0 P: 15	R: 1 E: 0 K: 1 S: 11	H: 2 LOB: 0 BB: 0 P: 19	R: 0 E: 0 K: 1 S: 5	H: 0 LOB: 0 BB: 0 P: 8	R: 0 E: 0 K: 0 S: 6	H: 0 LOB: 1 BB: 1 P: 12	R: 0 E: 0 K: 0 S: 9	H: 1 LOB: 0 BB: 0 P: 12	R: 2 E: 0 K: 2 S: 21	H: 3 LOB: 2 BB: 1 P: 41	R: 1 E: 0 K: 2 S: 13	H: 3 LOB: 3 BB: 1 P: 24	R: 1 E: 0 K: 2 S: 13	H: 1 LOB: 1 BB: 1 P: 23	1B: 7 2B: 1 3B: 0 HR: 2	SF: 0 SAC: 0 DP: 2 HBP: 0	WP: 1 PA: 36 PB: 0 SB: 0 CS: 0
PITCHER Omar Olivares, R Shigetoshi Hasegawa, R ERA: 2.95 ERA: 3.53 (7, 1)	IP: 6.2 WLS: L BF: 30	H: 4 R: 4 ER: 4 SO: 7	BB: 2 IBB: 1 HBP: 0 BLK: 0	WP: 1 HR: 1 S: 72 P: 126	ERA: 5.40 WHIP: 1.650														

Anaheim Angels @ San Diego Padres
Qualcomm Stadium, San Diego, CA
Sat Jun 27 1998, 6:33 AM EDT
Att: 31,948 - Sunny - 74 F

AB 32
R 5
H 10
RBI 5
BB 4
SO 10
LOB 14



Batter	1	2	3	4	5	6	7	8	9	AB	R	H	RBI	BB	SO	LOB	TOP										
Steve Finley, L (1, 8) OBP: 0.286, SLG: 0.389										5	1	1	0	0	1	1											
Tony Gwynn, L (1, 9) OBP: 0.376, SLG: 0.489										5	1	1	0	0	1	2											
Ken Caminiti, S (1, 5) OBP: 0.360, SLG: 0.490										4	3	3	0	1	0	0											
Greg Vaughn, R (1, 7) OBP: 0.382, SLG: 0.645										3	2	2	2	1	1	1											
Wally Joyner, L (1, 3) OBP: 0.397, SLG: 0.468 Ruben Rivera, R (9, PR) OBP: 0.411, SLG: 0.500										5	1	3	5	0	0	1											
Mark Sweeney, L (1, 10) OBP: 0.286, SLG: 0.291										4	0	0	1	0	1	1											
Ed Giovanola, L (1, 4) OBP: 0.340, SLG: 0.409										4	1	2	0	0	0	1											
Carlos Hernandez, R (1, 2) OBP: 0.320, SLG: 0.382										4	1	2	2	0	1	1											
Chris Gomez, R (1, 6) OBP: 0.326, SLG: 0.363										4	0	0	0	0	1	1											
Inning Stats	R: 0 E: 0 K: 0 S: 3	H: 0 LOB: 0 BB: 0 P: 3	R: 1 E: 0 K: 1 S: 6	H: 1 LOB: 0 BB: 0 P: 6	R: 0 E: 0 K: 2 S: 8	H: 1 LOB: 1 BB: 0 P: 8	R: 1 E: 0 K: 1 S: 7	H: 2 LOB: 1 BB: 0 P: 7	R: 0 E: 0 K: 0 S: 3	H: 0 LOB: 0 BB: 0 P: 3	R: 1 E: 0 K: 0 S: 4	H: 2 LOB: 0 BB: 0 P: 4	R: 2 E: 0 K: 1 S: 7	H: 2 LOB: 0 BB: 0 P: 7	R: 3 E: 0 K: 1 S: 9	H: 4 LOB: 1 BB: 0 P: 9	R: 2 E: 0 K: 0 S: 4	H: 2 LOB: 2 BB: 2 P: 12	1B: 8 2B: 4 3B: 0 HR: 3	SF: 1 SAC: 0 DP: 1 HBP: 0	WP: 1 PB: 0 SB: 0 CS: 1	PA: 42					
PITCHER	IP	WLS	BF	H	R	ER	SO	BB	IBB	HBP	BLK	WP	HR	S	P	ERA	WHIP										
Jimmy Haynes, R (1, 1) ERA: 4.04	6.1		26	8	5	5	4	0	0	0	0	1	2	34	34	7.11	1.263										
T.J. Mathews, R (7, 1) ERA: 5.5	0.1		1	0	0	0	1	0	0	0	0	0	0	3	3	0.00	0.000										
Buddy Groom, L (7, 1) ERA: 5.67	0.2		3	1	1	1	0	0	0	0	0	0	0	3	3	13.50	1.500										
Billy Taylor, R (8, 1) ERA: 3.14	1.1	W	10	4	4	4	1	2	0	0	0	0	1	10	18	27.00	4.500										
Mike Fetters, R (9, 1) ERA: 3.89	0.1	S	1	1	0	0	0	0	0	0	0	0	0	1	1	0.00	3.000										

San Diego Padres @ Oakland Athletics
Network Associates Coliseum, Oakland, CA
Tue Jun 30 1998, 6:33 AM EDT
Att: 10,263 - Cloudy - 59 F

AB	38
R	10
H	14
RBI	10
BB	2
SO	6
LOB	9



Batter	1	2	3	4	5	6	7	8	9	AB	R	H	RBI	BB	SO	LOB	BOTTOM										
Rickey Henderson, R (1, 7) OBP: 0.368, SLG: 0.356										2	1	0	0	3	0	1											
Bip Roberts, S (1, 4) OBP: 0.353, SLG: 0.328 Rafael Bourquigal, R (7, 4) OBP: 0.279, SLG: 0.333										4	1	1	0	0	0	2											
Ben Grieve, L (1, 9) OBP: 0.415, SLG: 0.524										2	4	1	1	3	0	0											
Matt Stairs, L (1, 10) OBP: 0.409, SLG: 0.562										3	3	3	1	2	0	0											
Jason Giambi, L (1, 3) OBP: 0.372, SLG: 0.448 Jack Voigt, R (7, PR) OBP: 0.206, SLG: 0.177										2	1	2	3	1	0	0											
Mike Blowers, R (1, 5) OBP: 0.291, SLG: 0.367										4	1	1	3	0	2	5											
Mike Macfarlane, R (1, 2) OBP: 0.308, SLG: 0.441										5	0	1	1	0	1	5											
Miguel Tejada, R (1, 6) OBP: 0.317, SLG: 0.343										5	0	1	1	0	1	4											
Ryan Christenson, R (1, 8) OBP: 0.333, SLG: 0.357										4	0	1	0	0	2	2											
Inning Stats	R: 0 E: 0 K: 0 S: 3	H: 3 LOB: 0 BB: 0 P: 10	R: 3 E: 0 K: 2 S: 10	H: 3 LOB: 0 BB: 0 P: 10	R: 1 E: 0 K: 1 S: 6	H: 2 LOB: 2 BB: 2 P: 14	R: 0 E: 0 K: 0 S: 4	H: 1 LOB: 1 BB: 0 P: 4	R: 2 E: 0 K: 0 S: 4	H: 1 LOB: 1 BB: 2 P: 12	R: 0 E: 0 K: 0 S: 3	H: 0 LOB: 1 BB: 1 P: 7	R: 2 E: 1 K: 2 S: 9	H: 3 LOB: 2 BB: 1 P: 13	R: 4 E: 0 K: 1 S: 7	H: 2 LOB: 2 BB: 4 P: 23	1B: 8 2B: 3 3B: 0 HR: 1	SF: 2 SAC: 0 DP: 0 HBP: 0	WP: 1 PB: 0 SB: 4 CS: 3	PA: 45							
PITCHER	IP	WLS	BF	H	R	ER	SO	BB	IBB	HBP	BLK	WP	HR	S	P	ERA	WHIP										
Andy Ashby, R (1, 1) ERA: 2.57	5.0		25	7	6	6	3	3	1	0	0	0	1	27	43	10.80	2.000										
Donnie Wall, R (6, 1) ERA: 2.97	1.0		4	0	0	0	0	1	0	0	0	1	0	3	7	0.00	1.000										
Roberto Ramirez, L (7, 1) ERA: 6.75	0.0		3	2	2	1	0	1	0	0	0	0	0	2	6	∞	∞										
Dan Miceli, R (7, 1) ERA: 3.1	1.1	L	6	2	2	2	3	1	0	0	0	0	0	11	15	13.50	2.250										
Trevor Hoffman, R (8, 1) ERA: 1.96	0.2		6	1	2	2	0	3	0	0	0	0	0	3	15	27.00	6.000										

San Diego Padres @ Oakland Athletics
Network Associates Coliseum, Oakland, CA
Tue Jun 30 1998, 6:33 AM EDT
Att: 10,263 - Cloudy - 59 F

AB	32
R	12
H	12
RBI	11
BB	10
SO	6
LOB	19



Batter	1	2	3	4	5	6	7	8	9	AB	R	H	RBI	BB	SO	LOB	TOP								
Quiulvio Veras, S (1,4) <small>OBP: 0.398, SLG: 0.367</small> Ed Giovanola, L (7,4) <small>OBP: 0.340, SLG: 0.409</small>	K		F6			1B	1B	G1-2-3		4	0	1	2	1	1	4									
Tony Gwynn, L (1,9) <small>OBP: 0.380, SLG: 0.493</small> Mark Sweeney, L (7,9) <small>OBP: 0.293, SLG: 0.291</small>	L7			2B	F8	2B	1B		G5-3	4	1	2	1	0	0	2									
Ken Caminiti, S (1,5) <small>OBP: 0.365, SLG: 0.495</small>	F7			HR	FC5-4	1B		L8		4	1	2	1	0	0	1									
Greg Vaughn, R (1,10) <small>OBP: 0.379, SLG: 0.647</small>		F9		HR	FC5-4	F8		G5-3		5	1	1	3	0	0	6									
Wally Joyner, L (1,3) <small>OBP: 0.397, SLG: 0.464</small>	G4-3		F6			1B	BB	FC6-4	1B	4	2	1	0	1	1	1									
Steve Finley, L (1,8) <small>OBP: 0.287, SLG: 0.387</small>	P5		G6-3			1B	BB	FC6-4	1B	4	1	1	0	1	0	0									
Ruben Rivera, R (1,7) <small>OBP: 0.397, SLG: 0.492</small>			E3	F8		F7		FC6-4	1B	5	0	1	0	0	0	4									
Carlos Hernandez, R (1,2) <small>OBP: 0.324, SLG: 0.386</small> Jim Leyritz, R (6,2) <small>OBP: 0.385, SLG: 0.510</small>	G3				BB	1B	1B	1B	PB	3	2	2	0	0	0	1									
Chris Gomez, R (1,6) <small>OBP: 0.323, SLG: 0.357</small>	K				1B	1B	1B	1B	G1-6-3	4	0	0	0	1	1	7									
Inning Stats	R: 0 E: 0 K: 1 S: 5	H: 0 LOB: 0 BB: 0 P: 5	R: 0 E: 0 K: 0 S: 3	H: 0 LOB: 0 BB: 0 P: 3	R: 0 E: 1 K: 1 S: 6	H: 0 LOB: 1 BB: 0 P: 6	R: 3 E: 0 K: 0 S: 6	H: 3 LOB: 0 BB: 0 P: 6	R: 1 E: 0 K: 0 S: 5	H: 2 LOB: 2 BB: 1 P: 9	R: 3 E: 0 K: 0 S: 6	H: 3 LOB: 3 BB: 2 P: 15	R: 1 E: 0 K: 0 S: 5	H: 3 LOB: 2 BB: 1 P: 9	R: 0 E: 0 K: 1 S: 5	H: 0 LOB: 1 BB: 1 P: 9	R: 0 E: 0 K: 0 S: 3	H: 1 LOB: 1 BB: 1 P: 7	1B: 8 2B: 3 3B: 0 HR: 1	SF: 0 SAC: 0 DP: 2 HBP: 1	WP: 1 PB: 1 SB: 0 CS: 0	PA: 45			
PITCHER	IP	WLS	BF	H	R	ER	SO	BB	IBB	HBP	BLK	WP	HR	S	P	ERA	WHIP								
Blake Stein, R (1,1) <small>ERA: 6.52</small> Steve Connelly, R (6,1) <small>ERA: 5.4</small> Jim Dougherty, R (7,1) <small>ERA: 8.25</small>	5.1	L	26	6	7	7	2	3	0	0	0	1	1	27	39	11.81	1.688								

San Diego Padres @ Oakland Athletics
Network Associates Coliseum, Oakland, CA
Wed Jul 01 1998, 6:33 AM EDT
Att: 10,154 - Cloudy - 59 F

AB	38
R	8
H	12
RBI	8
BB	6
SO	3
LOB	26



Batter	1	2	3	4	5	6	7	8	9	AB	R	H	RBI	BB	SO	LOB	BOTTOM								
Rickey Henderson, R (1,7) <small>OBP: 0.365, SLG: 0.352</small> Jack Voigt, R (7,7) <small>OBP: 0.217, SLG: 0.238</small>	K		K			F7				3	0	0	0	0	2	0									
Rafael Bourquard, R (1,4) <small>OBP: 0.270, SLG: 0.324</small>	G1-3					G5-3		B1-3		4	0	0	0	0	0	0									
Ben Grieve, L (1,9) <small>OBP: 0.413, SLG: 0.521</small>	G3-1						F8			4	0	1	0	0	1	0									
Matt Stairs, L (1,10) <small>OBP: 0.414, SLG: 0.567</small>		1B							1B	3	1	2	0	1	1	1									
Jason Giambi, L (1,3) <small>OBP: 0.374, SLG: 0.459</small>	P5									4	1	2	2	0	1	2									
Mike Blowers, R (1,5) <small>OBP: 0.291, SLG: 0.365</small>										4	0	1	0	0	3	1									
Mike Macfarlane, R (1,2) <small>OBP: 0.299, SLG: 0.426</small>	G1									4	0	0	0	0	2	2									
Miguel Tejada, R (1,6) <small>OBP: 0.309, SLG: 0.333</small> Bip Roberts, S (9,PH) <small>OBP: 0.351, SLG: 0.326</small>			K							3	0	0	0	0	2	0									
Ryan Christenson, R (1,8) <small>OBP: 0.333, SLG: 0.357</small>			F9							3	1	1	0	0	0	0									
Inning Stats	R: 0 E: 0 K: 1 S: 5	H: 2 LOB: 1 BB: 0 P: 4	R: 0 E: 0 K: 2 S: 7	H: 0 LOB: 0 BB: 0 P: 7	R: 0 E: 0 K: 2 S: 7	H: 0 LOB: 1 BB: 1 P: 11	R: 0 E: 0 K: 3 S: 9	H: 0 LOB: 0 BB: 0 P: 9	R: 0 E: 0 K: 0 S: 3	H: 0 LOB: 0 BB: 0 P: 3	R: 1 E: 0 K: 2 S: 9	H: 2 LOB: 1 BB: 0 P: 9	R: 2 E: 0 K: 1 S: 8	H: 3 LOB: 1 BB: 0 P: 8	R: 1 E: 0 K: 2 S: 8	H: 1 LOB: 0 BB: 0 P: 8	1B: 5 2B: 1 3B: 0 HR: 2	SF: 0 SAC: 0 DP: 0 HBP: 0	WP: 0 PB: 0 SB: 0 CS: 0	PA: 35					
PITCHER	IP	WLS	BF	H	R	ER	SO	BB	IBB	HBP	BLK	WP	HR	S	P	ERA	WHIP								
Kevin Brown, R (1,1) <small>ERA: 2.69</small> Will Cumrane, R (8,1) <small>ERA: 6.0</small> Roberto Ramirez, L (8,1) <small>ERA: 7.94</small> Donne Wall, R (9,1) <small>ERA: 2.89</small>	7.0	W	25	4	1	1	10	1	0	0	0	0	1	5	5	27.00	4.500								

San Diego Padres @ Oakland Athletics
Network Associates Coliseum, Oakland, CA
Wed Jul 01 1998, 6:33 AM EDT
Att: 10,154 - Cloudy - 59 F


AB	34
R	4
H	8
RBI	4
BB	1
SO	13
LOB	6




Batter	1	2	3	4	5	6	7	8	9	AB	R	H	RBI	BB	SO	LOB	TOP	
Quilvio Veras, S OBP: 0.393, SLG: 0.361	G5-3		G4-3			F8		F9		4	0	0	0	0	0	2	San Diego Padres @ Oakland Athletics Network Associates Coliseum, Oakland, CA Thu Jul 02 1998, 10:05 PM EDT Att: 40,374 - Cloudy - 60 F	
Tony Gwynn, L OBP: 0.375, SLG: 0.486	F8		G3			G3			K	4	0	0	0	0	1	0		
Ken Caminiti, S OBP: 0.359, SLG: 0.486	K				G6-3		F6		G6-3	4	0	0	0	0	1	0		
Greg Vaughn, R OBP: 0.380, SLG: 0.645		HR			G6-3		F7			4	1	2	0	0	0	0		
Wally Joyner, L OBP: 0.395, SLG: 0.461	F7		G4-3						F8	4	0	1	0	0	0	2		
Jim Leyritz, R OBP: 0.384, SLG: 0.527		HR			G5-3		G5-3			3	1	1	2	0	0	1		
Steve Finley, L OBP: 0.288, SLG: 0.385	P2				G3			G6-4-3		2	0	0	0	1	0	0		
Ruben Rivera, R OBP: 0.383, SLG: 0.470	K2-3				K			G6-4-3		3	0	0	0	0	2	1		
Chris Gomez, R OBP: 0.327, SLG: 0.361			G4-3			G6-3				3	0	2	0	0	0	0		
Inning Stats	R: 0 E: 0 K: 1 S: 5	H: 0 LOB: 0 BB: 0 P: 5	R: 2 E: 0 K: 1 S: 7	H: 2 LOB: 0 BB: 0 P: 7	R: 0 E: 0 K: 0 S: 3	H: 1 LOB: 0 BB: 0 P: 3	R: 0 E: 0 K: 0 S: 3	H: 0 LOB: 0 BB: 0 P: 3	R: 0 E: 0 K: 1 S: 5	H: 1 LOB: 1 BB: 0 P: 4	R: 0 E: 0 K: 0 S: 3	H: 1 LOB: 1 BB: 0 P: 7	R: 0 E: 0 K: 1 S: 6	H: 1 LOB: 1 BB: 0 P: 6	1B: 5 2B: 0 3B: 0 HR: 1	SF: 0 SAC: 0 DP: 2 HBP: 0	WP: 0 PB: 0 SB: 0 CS: 0	PA: 32
PITCHER Kenny Rogers, L ERA: 3.18	IP: 9.0 WLS: W BF: 32 H: 6 R: 2 ER: 2 SO: 4 BB: 1 IBB: 0 HBP: 0 BLK: 0 WP: 0 HR: 1 S: 39 P: 43 ERA: 2.00 WHIP: 0.778											PITCHER	IP: 9.0 WLS: W BF: 32 H: 6 R: 2 ER: 2 SO: 4 BB: 1 IBB: 0 HBP: 0 BLK: 0 WP: 0 HR: 1 S: 39 P: 43 ERA: 2.00 WHIP: 0.778					

Batter	1	2	3	4	5	6	7	8	9	AB	R	H	RBI	BB	SO	LOB	BOTTOM			
Rickey Henderson, R OBP: 0.363, SLG: 0.350	K		S		K		F8	F4		5	0	1	1	0	2	2	San Diego Padres @ Oakland Athletics Network Associates Coliseum, Oakland, CA Thu Jul 02 1998, 10:05 PM EDT Att: 40,374 - Cloudy - 60 F			
Bip Roberts, S OBP: 0.361, SLG: 0.346			G6-3							4	0	3	1	0	0	1				
Rafael Bourquignon, R OBP: 0.270, SLG: 0.324	G5-4-3						FC6-4			0	0	0	0	0	0	0				
Ben Grieve, L OBP: 0.411, SLG: 0.516	G5-4-3				G4-3		FC6-4			3	1	0	0	1	0	3				
Kevin Mitchell, R OBP: 0.300, SLG: 0.337		F9		K		K		1B		4	1	1	1	0	2	1				
Matt Stairs, L OBP: 0.412, SLG: 0.562	F8			FC3-6		G6-3				4	0	1	1	0	0	1				
Mike Blowers, R OBP: 0.294, SLG: 0.368	L6							F8		4	1	2	0	0	0	1				
Jason Giambi, L OBP: 0.372, SLG: 0.454			K		G4-3			F7		3	1	0	0	1	1	2				
Ryan Christenson, R OBP: 0.333, SLG: 0.357			K2-3							0	0	0	0	0	0	0				
Miguel Tejada, R OBP: 0.323, SLG: 0.363			K2-3			SH5-3				2	2	1	3	2	1	1				
A.J. Hinch, R OBP: 0.298, SLG: 0.333			WP		SH5-3		P4			3	1	1	0	0	1	1				
Inning Stats	R: 0 E: 0 K: 1 S: 5	H: 1 LOB: 0 BB: 0 P: 5	R: 0 E: 0 K: 0 S: 3	H: 0 LOB: 0 BB: 0 P: 3	R: 1 E: 0 K: 2 S: 9	H: 2 LOB: 1 BB: 0 P: 9	R: 0 E: 0 K: 1 S: 6	H: 1 LOB: 2 BB: 1 P: 10	R: 1 E: 0 K: 1 S: 6	H: 1 LOB: 1 BB: 1 P: 10	R: 3 E: 0 K: 1 S: 7	H: 2 LOB: 0 BB: 1 P: 11	R: 2 E: 0 K: 0 S: 6	H: 3 LOB: 1 BB: 0 P: 6	R: 0 E: 0 K: 1 S: 5	H: 0 LOB: 1 BB: 1 P: 9	1B: 7 2B: 2 3B: 0 HR: 1	SF: 0 SAC: 1 DP: 1 HBP: 0	WP: 2 PB: 0 SB: 1 CS: 0	PA: 37
PITCHER Sterling Hitchcock, L ERA: 3.8	IP: 6.2 WLS: L BF: 32 H: 10 R: 7 ER: 7 SO: 6 BB: 3 IBB: 0 HBP: 0 BLK: 0 WP: 0 HR: 1 S: 41 P: 53 ERA: 9.45 WHIP: 1.950											PITCHER	IP: 6.2 WLS: L BF: 32 H: 10 R: 7 ER: 7 SO: 6 BB: 3 IBB: 0 HBP: 0 BLK: 0 WP: 0 HR: 1 S: 41 P: 53 ERA: 9.45 WHIP: 1.950							
PITCHER Brian Boehringer, R ERA: 5.31	IP: 1.1 WLS: 0 BF: 5 H: 0 R: 0 ER: 0 SO: 1 BB: 1 IBB: 0 HBP: 0 BLK: 0 WP: 0 HR: 0 S: 6 P: 10 ERA: 0.00 WHIP: 0.750											PITCHER	IP: 1.1 WLS: 0 BF: 5 H: 0 R: 0 ER: 0 SO: 1 BB: 1 IBB: 0 HBP: 0 BLK: 0 WP: 0 HR: 0 S: 6 P: 10 ERA: 0.00 WHIP: 0.750							



Batter	1	2	3	4	5	6	7	8	9	AB	R	H	RBI	BB	SO	LOB	TOP										
Neft Perez, S (1, 6) OBP: 0.330, SLG: 0.394	1-3 K	1-1 G3			1-1 S 1B		4-0 CS BB			3	0	1	0	1	1	1	Colorado Rockies @ San Diego Padres Qualcomm Stadium, San Diego, CA Fri Jul 03 1998, 10:05 PM EDT Att: 40,588 - Unknown - 72 F AB 29 R 2 H 8 RBI 2 BB 5 SO 8 LOB 14 										
Ellis Burks, R (1, 8) OBP: 0.342, SLG: 0.497	2-3 K		1-2 G6-3		4-2 SAFE BB		1-0 G4-3			3	0	0	0	1	1												
Dante Bichette, R (1, 7) OBP: 0.353, SLG: 0.514	2-2 E PB 1B		0-0 P3		0-2 P5			1-2 G6-4-3 1B		4	0	2	0	0	0	2											
Larry Walker, L (1, 9) OBP: 0.418, SLG: 0.576	1-0 E4 BB		2-2 K			4-0 1B 17 1B BB		0-1 G6-4-3 1B		3	1	0	0	1	1	2											
Vinny Castilla, R (1, 5) OBP: 0.359, SLG: 0.580	4-2 SAFE BB			2-1 17 G4-6-3 1B		1-1 SH5-4 3 17 1B		0-0 F7		3	1	2	0	1	0	0											
17 Todd Helton, L (1, 3) OBP: 0.343, SLG: 0.476	1-3 K			2-2 SAFE G4-6-3 1B		0-0 G5-3-5 3 SH5-4 1B			1-1 F9	4	0	1	1	0	1	4											
3 Mike Lansing, R (1, 4) OBP: 0.305, SLG: 0.348		0-0 G6-3		2-3 K		0-0 SH5-4			0-0	3	0	1	0	0	1	0											
Kirt Manwaring, R (1, 2) OBP: 0.346, SLG: 0.327		2-2 SH3 1B			4-1 FC2-6 BB		2-1 G5-3-5		0-3 K	1	0	1	0	1	0	0											
John Vander Wal, L (6, PH) OBP: 0.392, SLG: 0.481										1	0	0	1	0	0	1											
Jeff Reed, L (6, 2) OBP: 0.364, SLG: 0.439										1	0	0	0	0	1	1											
Jamey Wright, R (1, 1) OBP: 0.375, SLG: 0.185		1-0 SH3			0-1 FC2-6 1B			2-3 K	0-3 K	1	0	0	0	0	0	1											
1 Curtis Gooden, L (7, PH) OBP: 0.327, SLG: 0.299										1	0	0	0	0	1	0											
Mike DeJean, R (7, 1) OBP: 0.322, SLG: 0.299										0	0	0	0	0	0	0											
Chuck McLeroy, L (8, 1) OBP: 0.350, SLG: 0.500										0	0	0	0	0	0	0											
Dave Veres, R (8, PH) OBP: 0.327, SLG: 0.466										0	0	0	0	0	0	0											
Greg Colbrunn, R (8, PH) OBP: 0.307, SLG: 0.466										1	0	0	0	0	0	1											
Inning Stats	R: 0 E: 1 K: 3 S: 16	H: 1 LOB: 3 BB: 1 P: 27	R: 0 E: 0 K: 0 S: 7	H: 1 LOB: 1 BB: 0 P: 11	R: 0 E: 0 K: 1 S: 8	H: 0 LOB: 0 BB: 0 P: 11	R: 0 E: 0 K: 1 S: 8	H: 1 LOB: 2 BB: 0 P: 14	R: 0 E: 0 K: 0 S: 12	H: 2 LOB: 0 BB: 1 P: 21	R: 0 E: 0 K: 1 S: 4	H: 0 LOB: 0 BB: 1 P: 11	R: 0 E: 0 K: 0 S: 6	H: 1 LOB: 1 BB: 0 P: 7	R: 0 E: 0 K: 2 S: 9	H: 1 LOB: 1 BB: 0 P: 10	1B: 8 2B: 1 3B: 0 HR: 0	SF: 0 SAC: 2 DP: 3 HBP: 0	WP: 0 PB: 1 SB: 1 CS: 1	PA: 36							
PITCHER	IP	WLS	BF	H	R	ER	SO	BB	IBB	HBP	BLK	WP	HR	S	P	ERA	WHIP										
Joey Hamilton, R (1, 1) ERA: 5.15	7.0	W	29	6	2	2	6	5	0	0	0	0	0	61	108	2.57	1.571										
Dan Miceli, R (8, 1) ERA: 3.02	1.0		3	1	0	0	0	0	0	0	0	0	0	6	7	0.00	1.000										
Trevor Hoffman, R (9, 1) ERA: 1.91	1.0	S	4	1	0	0	2	0	0	0	0	0	0	9	10	0.00	1.000										

Batter	1	2	3	4	5	6	7	8	9	AB	R	H	RBI	BB	SO	LOB	BOTTOM										
Quilvio Veras, S (1, 4) OBP: 0.393, SLG: 0.360	1-0 BB 1B		1-1 G4-3			4-0 BB 1B		3-2 G6-3	1-3 K	4	0	1	0	1	1	4	Colorado Rockies @ San Diego Padres Qualcomm Stadium, San Diego, CA Fri Jul 03 1998, 10:05 PM EDT Att: 40,588 - Unknown - 72 F AB 27 R 4 H 8 RBI 4 BB 10 SO 2 LOB 23 										
Tony Gwynn, L (1, 9) OBP: 0.378, SLG: 0.482	4-0 SAFE 1B			2-2 G6-3	4-0 BB		4-0 BB	2-3 G6-3	1-2 FC6-4	2	0	0	0	3	0	3											
Trevor Hoffman, R (9, 1) ERA: 1.91	1-2 BB				1-2 BB			2B IBB	1-2 FC6-4	0	0	0	0	0	0	0											
Ken Caminiti, S (1, 5) OBP: 0.361, SLG: 0.489	3-2 L3			4-0 BB	0-1 F7		3-0 2B	1-3 3H 2B	1-3 K	3	0	1	1	1	0	4											
Greg Vaughn, R (1, 7) OBP: 0.379, SLG: 0.639		4-1 G4-6-3 BB		0-0 P3	3-2 L6		1-3 K			3	0	0	0	1	1	6											
Wally Joyner, L (1, 3) OBP: 0.393, SLG: 0.457		0-1 SAFE G4-6-3		2-1 G3		1-0 G4-3		2-1 1B 2B 1B		4	1	1	0	0	0	2											
Steve Finley, L (1, 8) OBP: 0.283, SLG: 0.394		4-1 S BB			3-2 HR	4-2 G5-4-3 BB		3-2 F7		2	1	1	1	2	0	1											
Carlos Hernandez, R (1, 2) OBP: 0.329, SLG: 0.402		1-2 SAFE L3			0-2 HR	1-1 G5-4-3		0-0 2B 1B		4	1	2	1	0	0	2											
Chris Gomez, R (1, 6) OBP: 0.333, SLG: 0.373			3-2 G6-3		3-2 FC5-6 2B		4-1 G6-3 SH3-4 2B BB	2-2 2B		3	1	2	1	1	0	0											
Joey Hamilton, R (1, 1) OBP: 0.167, SLG: 0.195				1-1 G4-3		0-1 FC5-6 BB BB		0-0 SH3-4	4-2 FC6-4 BB	2	0	0	0	0	0	1											
Ed Giovanola, L (7, PH) OBP: 0.340, SLG: 0.409										0	0	0	0	0	0	0											
Dan Miceli, R (8, 1) OBP: 1.000, SLG: 1.000										0	0	0	0	0	0	0											
Jim Leyritz, R (8, PH) OBP: 0.388, SLG: 0.527										0	0	0	0	1	0	0											
Ruben Rivera, R (9, 9) OBP: 0.283, SLG: 0.470										0	0	0	0	0	0	0											
Inning Stats	R: 0 E: 0 K: 0 S: 4	H: 1 LOB: 0 BB: 1 P: 12	R: 0 E: 0 K: 0 S: 8	H: 0 LOB: 2 BB: 2 P: 16	R: 0 E: 0 K: 0 S: 9	H: 0 LOB: 0 BB: 0 P: 14	R: 0 E: 0 K: 0 S: 6	H: 0 LOB: 1 BB: 1 P: 14	R: 2 E: 0 K: 0 S: 18	H: 3 LOB: 3 BB: 2 P: 35	R: 0 E: 0 K: 0 S: 6	H: 0 LOB: 0 BB: 1 P: 12	R: 1 E: 0 K: 1 S: 10	H: 1 LOB: 2 BB: 2 P: 25	R: 1 E: 0 K: 1 S: 21	H: 3 LOB: 3 BB: 1 P: 34	1B: 3 2B: 4 3B: 0 HR: 2	SF: 0 SAC: 1 DP: 3 HBP: 0	WP: 0 PB: 0 SB: 1 CS: 0	PA: 38							
PITCHER	IP	WLS	BF	H	R	ER	SO	BB	IBB	HBP	BLK	WP	HR	S	P	ERA	WHIP										
Jamey Wright, R (1, 1) ERA: 6.03	6.0		25	4	2	2	0	7	0	0	0	0	0	51	103	3.00	1.833										
Mike DeJean, R (7, 1) ERA: 2.3	1.0	L	6	1	1	1	1	1	1	0	0	0	0	10	25	9.00	2.000										
Chuck McLeroy, L (8, 1) ERA: 1.86	0.1		4	3	1	1	0	0	0	0	0	0	0	9	16	27.00	9.000										
Dave Veres, R (8, 1) ERA: 3.6	0.2		3	0	0	0	1	1	0	0	0	0	0	12	18	0.00	1.500										

Batter	1	2	3	4	5	6	7	8	9	AB	R	H	RBI	BB	SO	LOB	TOP										
Nefti Perez, S (1,6) OBP: 0.332, SLG: 0.395 7 Kurt Abbott, R (8,6) OBP: 0.296, SLG: 0.356	0-2 CS 1B		1-0 FC5-4		1-2 G6-3			2-2 1B 1B		4	1	2	0	0	0	1											
3 Mike Lansing, R (1,4) OBP: 0.305, SLG: 0.347	1-2 G1-3		1-1 F9			1-1 1B		3-1 F8		4	0	1	0	0	0	3											
Dante Bichette, R (1,7) OBP: 0.352, SLG: 0.511	2-2 G6-3			0-0 F8		0-0 F8		0-0 1B		4	0	1	1	0	0	1											
Larry Walker, L (1,9) OBP: 0.419, SLG: 0.579 David Wainhouse, L (8,1)		2-0 PB 2B		0-1 1B		0-1 F7		3-2 G4-3		4	0	2	0	0	0	2											
Vinny Castilla, R (1,5) OBP: 0.355, SLG: 0.573	1-1 P6		2-1 F8		1-3 K2-3				1-3 K	4	0	0	0	0	2	3											
Ellis Burks, R (1,8) OBP: 0.340, SLG: 0.493	2-2 F9		0-2 1B			0-3 K			0-2 F8	4	0	1	0	0	1	1											
Greg Colbrunn, R (1,3) John Vander Wal, L (8,9) OBP: 0.377, SLG: 0.473	0-3 K		2-3 K			1-3 K			3-2 F7	3	0	0	0	0	3	3											
Kirt Manwaring, R (1,2) Jeff Reed, L (7,PH) OBP: 0.361, SLG: 0.436			1-3 K		2-3 K		3-3 K			2	0	0	0	0	2	0											
Bobby Jones, R (1,1) Jerry Dipoto, R (7,1) 17 Todd Helton, L (7,3) OBP: 0.342, SLG: 0.474			0-1 FC5-4 1B		3-0 P4			0-1 G6-3		2	0	1	0	0	0	0											
Inning Stats	R: 0 E: 0 K: 0 S: 13	H: 1 LOB: 0 BB: 0 P: 16	R: 0 E: 0 K: 1 S: 9	H: 1 LOB: 1 BB: 0 P: 14	R: 0 E: 0 K: 1 S: 8	H: 1 LOB: 0 BB: 0 P: 11	R: 0 E: 0 K: 1 S: 12	H: 2 LOB: 2 BB: 0 P: 16	R: 0 E: 0 K: 1 S: 7	H: 0 LOB: 0 BB: 0 P: 13	R: 0 E: 0 K: 3 S: 10	H: 1 LOB: 1 BB: 0 P: 11	R: 0 E: 0 K: 3 S: 10	H: 0 LOB: 0 BB: 0 P: 14	R: 1 E: 0 K: 0 S: 12	H: 2 LOB: 1 BB: 0 P: 20	R: 0 E: 0 K: 1 S: 9	H: 0 LOB: 0 BB: 0 P: 13	1B: 7 2B: 1 3B: 0 HR: 0	SF: 0 SAC: 0 DP: 0 HBP: 0	WP: 1 PB: 1 SB: 0 CS: 1	PA: 34					
PITCHER	IP	WLS	BF	H	R	ER	SO	BB	IBB	HBP	BLK	WP	HR	S	P	ERA	WHIP										
24 Mark Langston, L (1,1) ERA: 3.78	6.0	W	23	6	0	0	5	0	0	0	0	0	0	58	81	0.00	1.000										
Kevin Brown, R (7,1) ERA: 2.67	1.0		3	0	0	0	3	0	0	0	0	0	0	10	14	0.00	0.000										
Brian Boehringer, R (8,1) ERA: 5.27	2.0		8	2	1	1	1	0	0	0	0	1	0	21	33	4.50	1.000										

Colorado Rockies @ San Diego Padres
Qualcomm Stadium, San Diego, CA
Sat Jul 04 1998, 10:05 PM EDT
Att: 61,148 - Unknown - 72 F

AB 34
R 1
H 8
RBI 1
BB 0
SO 9
LOB 14



Batter	1	2	3	4	5	6	7	8	9	AB	R	H	RBI	BB	SO	LOB	BOTTOM										
Quilvio Veras, S (1,4) Archi Cianfrocco, R (8,PH) OBP: 0.194, SLG: 0.212	4-2 BB 2B		4-0 S 1B SF9		1-1 G4-3		0-0 CS	2-2 1B HR	0-1 G4-3	2	3	1	0	2	0	1											
Tony Gwynn, L (1,9) OBP: 0.383, SLG: 0.484 Mark Sweeney, L (8,PH) OBP: 0.290, SLG: 0.287	4-1 2B SF8		1-0 G3 SF9	1-2 G6-3			0-0 1B HR	0-1 G4-3		3	2	2	0	1	0	1											
Ken Caminiti, S (1,5) Ed Giovannola, L (8,5) OBP: 0.347, SLG: 0.416	0-2 2B		3-1 SF9		0-0 F7 2B		3-2 1B HR	2-0 1B		3	1	3	5	0	0	0											
Greg Vaughn, R (1,7) Ruben Rivera, R (8,7) OBP: 0.390, SLG: 0.478	2-3 K		0-1 G3		1-3 K		2-3 K	3-2 1B	0-1 1B	4	0	0	0	0	3	4											
Jim Leyritz, R (1,3) OBP: 0.393, SLG: 0.530	0-1 SF8		4-2 HBP BB		1-1 F7		2-2 2B 1B	1-1 1B	1-1 1B	3	1	2	2	1	0	1											
Steve Finley, L (1,8) OBP: 0.294, SLG: 0.391	0-1 P5		1-0 HBP		0-0 F8		1-0 G4-3	4-1 1B	1-2 BB	3	0	0	0	1	0	3											
Carlos Hernandez, R (1,2) Brian Boehringer, S (8,1)		0-2 G6-3	0-1 G6-3			4-1 FC5-4 BB	2-1 1B 2B	1-3 K		3	1	1	1	1	0	3											
Chris Gomez, R (1,6) OBP: 0.333, SLG: 0.372		1-1 G6-3		2-2 CI WP SH3-4		0-3 K	0-0 1B			3	0	1	1	0	1	1											
24 Mark Langston, R (1,1) ERA: 6.21 Andy Sheets, R (6,PH) Kevin Brown, R (7,1) Wally Joyner, L (7,PH) OBP: 0.391, SLG: 0.455		1-1 L4		0-0 SH3-4		1-1 FC5-4	2-2 FC6-4			1	0	0	0	0	0	0											
Inning Stats	R: 2 E: 0 K: 1 S: 15	H: 1 LOB: 1 BB: 2 P: 25	R: 0 E: 0 K: 0 S: 7	H: 0 LOB: 0 BB: 0 P: 9	R: 1 E: 0 K: 0 S: 10	H: 1 LOB: 3 BB: 2 P: 23	R: 0 E: 1 K: 0 S: 10	H: 0 LOB: 1 BB: 0 P: 14	R: 0 E: 0 K: 1 S: 7	H: 1 LOB: 1 BB: 0 P: 9	R: 0 E: 0 K: 1 S: 6	H: 0 LOB: 0 BB: 1 P: 11	R: 5 E: 0 K: 1 S: 21	H: 6 LOB: 1 BB: 0 P: 35	R: 1 E: 0 K: 1 S: 17	H: 3 LOB: 3 BB: 1 P: 28	1B: 8 2B: 3 3B: 0 HR: 1	SF: 2 SAC: 1 DP: 0 HBP: 1	WP: 1 PB: 0 SB: 1 CS: 1	PA: 44							
PITCHER	IP	WLS	BF	H	R	ER	SO	BB	IBB	HBP	BLK	WP	HR	S	P	ERA	WHIP										
Bobby Jones, L (1,1) ERA: 6.21	6.0	L	29	5	5	5	3	5	0	1	0	0	0	59	97	7.50	1.667										
Jerry Dipoto, R (7,1) ERA: 4.74	1.0		7	4	3	3	1	0	0	0	0	0	1	17	29	27.00	4.000										
David Wainhouse, R (8,1) ERA: 6.0	1.0		7	3	1	1	1	1	0	0	0	0	0	17	28	9.00	4.000										

Colorado Rockies @ San Diego Padres
Qualcomm Stadium, San Diego, CA
Sat Jul 04 1998, 10:05 PM EDT
Att: 61,148 - Unknown - 72 F

AB 32
R 9
H 12
RBI 9
BB 6
SO 5
LOB 19



Batter	1	2	3	4	5	6	7	8	9	AB	R	H	RBI	BB	SO	LOB	TOP				
Neft Perez, S OBP: 0.328, SLG: 0.391	B1-3		F9			FC4-2			F8	4	0	0	0	0	0	1					
3 Mike Lansing, R OBP: 0.301, SLG: 0.342	G6-3			G5-3		G6-3			F8	4	0	0	0	0	0	1					
Dante Bichette, R OBP: 0.351, SLG: 0.508	F7			P5			G5-4-3		G4-3	4	0	1	0	0	0	0					
Larry Walker, L OBP: 0.414, SLG: 0.571		G4-3		F8			K			3	0	0	0	0	1	1					
Vinny Castilla, R OBP: 0.355, SLG: 0.571	G5-3				G6-3		G5-4-3			3	0	1	0	0	0	1					
17 Todd Helton, L OBP: 0.342, SLG: 0.483					G6-3			G6-3		3	1	1	1	0	0	1					
Jeff Reed, L OBP: 0.354, SLG: 0.426					K			G5-3		3	0	0	0	0	1	0					
1 Curtis Goodwin, L OBP: 0.322, SLG: 0.309			G4-3					G4-3		3	0	1	0	0	0	0					
Pedro Astacio, R OBP: 0.200, SLG: 0.182			G4-3							1	0	0	0	0	0	0					
Darryl Kile, R OBP: 0.293, SLG: 0.375										0	0	0	0	0	0	0					
John Vander Wal, L OBP: 0.386, SLG: 0.536										1	1	1	1	0	0	0					
Inning Stats	R: 0 E: 0 K: 0 S: 6	H: 0 LOB: 0 BB: 0 P: 8	R: 1 E: 0 K: 0 S: 4	H: 1 LOB: 0 BB: 0 P: 6	R: 0 E: 0 K: 0 S: 4	H: 0 LOB: 0 BB: 0 P: 5	R: 0 E: 0 K: 0 S: 5	H: 0 LOB: 0 BB: 0 P: 8	R: 0 E: 0 K: 1 S: 5	H: 1 LOB: 0 BB: 0 P: 7	R: 0 E: 0 K: 1 S: 8	H: 1 LOB: 1 BB: 0 P: 9	R: 0 E: 0 K: 1 S: 8	H: 1 LOB: 0 BB: 0 P: 11	R: 0 E: 0 K: 0 S: 8	H: 0 LOB: 0 BB: 0 P: 11	R: 1 E: 0 K: 0 S: 7	H: 1 LOB: 0 BB: 0 P: 10	1B: 2 2B: 1 3B: 0 HR: 2	SF: 0 SAC: 1 DP: 2 HBP: 0	WP: 0 PA: 30 PB: 0 SB: 0 CS: 0
PITCHER Andy Ashby, R ERA: 2.54	IP: 9.0 WLS: W BF: 30 H: 5 R: 2 ER: 2 SO: 2 BB: 0 IBB: 0 HBP: 0 BLK: 0 WP: 0 HR: 2 S: 55 P: 75 ERA: 2.00 WHIP: 0.556																				

Colorado Rockies @ San Diego Padres
Qualcomm Stadium, San Diego, CA
Sun Jul 05 1998, 6:33 AM EDT
Att: 32,649 - Sunny - 75 F

AB 29
R 2
H 5
RBI 2
BB 0
SO 2
LOB 5



Batter	1	2	3	4	5	6	7	8	9	AB	R	H	RBI	BB	SO	LOB	BOTTOM		
Steve Finley, L OBP: 0.291, SLG: 0.386	K		K		F9	F9				4	0	0	0	0	2	1			
Tony Gwynn, L OBP: 0.381, SLG: 0.479	F8				G3		G3			3	0	0	0	1	0	0			
Ken Caminiti, S OBP: 0.369, SLG: 0.518	3B					HR		F7		4	2	2	0	0	1	1			
Greg Vaughn, R OBP: 0.379, SLG: 0.657	1B				HR			HR		4	2	3	3	0	1	1			
Wally Joyner, L OBP: 0.393, SLG: 0.458	F8				SH1-3					3	0	1	0	1	0	2			
Ed Giovannola, L OBP: 0.347, SLG: 0.413		G4-3			SH1-3			F8		3	1	1	0	0	0	1			
Carlos Hernandez, R OBP: 0.329, SLG: 0.416		G6-3			K			G1-3		4	1	1	3	0	1	1			
Chris Gomez, R OBP: 0.332, SLG: 0.368					K			K		3	1	0	0	1	3	1			
Andy Ashby, R OBP: 0.111, SLG: 0.133			G6-3			K		K		4	0	1	1	0	2	0			
Inning Stats	R: 1 E: 0 K: 1 S: 17	H: 2 LOB: 1 BB: 0 P: 25	R: 0 E: 0 K: 1 S: 6	H: 0 LOB: 0 BB: 0 P: 7	R: 0 E: 0 K: 2 S: 11	H: 0 LOB: 1 BB: 1 P: 18	R: 1 E: 0 K: 2 S: 12	H: 2 LOB: 1 BB: 0 P: 20	R: 0 E: 0 K: 1 S: 10	H: 0 LOB: 0 BB: 0 P: 14	R: 4 E: 0 K: 1 S: 14	H: 4 LOB: 1 BB: 1 P: 22	R: 1 E: 0 K: 0 S: 5	H: 1 LOB: 1 BB: 1 P: 13	R: 0 E: 0 K: 2 S: 7	H: 0 LOB: 0 BB: 0 P: 10	1B: 3 2B: 2 3B: 1 HR: 3	SF: 0 SAC: 1 DP: 0 HBP: 0	WP: 0 PA: 36 PB: 0 SB: 0 CS: 0
PITCHER Pedro Astacio, R ERA: 6.22	IP: 6.0 WLS: L BF: 28 H: 8 R: 6 ER: 6 SO: 8 BB: 2 IBB: 0 HBP: 0 BLK: 0 WP: 0 HR: 2 S: 70 P: 106 ERA: 9.00 WHIP: 1.667																		
Darryl Kile, R ERA: 5.04	IP: 2.0 WLS: 8 BF: 1 H: 1 R: 1 ER: 1 SO: 2 BB: 1 IBB: 0 HBP: 0 BLK: 0 WP: 0 HR: 1 S: 12 P: 23 ERA: 4.50 WHIP: 1.000																		

Colorado Rockies @ San Diego Padres
Qualcomm Stadium, San Diego, CA
Sun Jul 05 1998, 6:33 AM EDT
Att: 32,649 - Sunny - 75 F

AB 32
R 7
H 9
RBI 7
BB 3
SO 10
LOB 8



Batter	1	2	3	4	5	6	7	8	9	AB	R	H	RBI	BB	SO	LOB	TOP										
Steve Finley, L (1.8) OBP: 0.296, SLG: 0.387	P6		BB				BB		K	2	0	0	0	3	1	0	San Diego Padres @ Los Angeles Dodgers Dodger Stadium, Los Angeles, CA Fri Jul 10 1998, 7:05 PM PDT Att: 53,245 - Unknown - 74 F										
Tony Gwynn, L (1.9) OBP: 0.372, SLG: 0.466	G3		G1-6-4-3		L4		P8		F8	5	0	0	0	0	0	5											
Ken Caminiti, S (1.5) OBP: 0.367, SLG: 0.509	P6			2B	K		FC5-4			3	1	1	0	1	1	1											
Greg Vaughn, R (1.7) OBP: 0.381, SLG: 0.655		K		1B			FC5-4			3	1	1	0	1	1	3											
Wally Joyner, L (1.3) OBP: 0.394, SLG: 0.461	K			2B			FC6-4			4	0	2	1	0	1	1											
Ed Giovannola, L (1.4) OBP: 0.348, SLG: 0.392				1B			F7		B2	3	0	0	1	1	0	3											
Carlos Hernandez, R (1.2) OBP: 0.321, SLG: 0.495	G1-3						G1-3		F4	4	0	0	0	0	0	5											
Chris Gomez, R (1.6) OBP: 0.330, SLG: 0.364							SH1-4		FC4-6	4	0	2	0	0	1	2											
Kevin Brown, R (1.1) OBP: 0.267, SLG: 0.256							SH4		B5	1	0	0	0	0	1	0											
Donnie Watt, R (7.1) OBP: 0.333, SLG: 0.333							K			0	0	0	0	0	0	0											
Dan Miceli, R (7.1) OBP: 1.000, SLG: 1.000										0	0	0	0	0	0	0											
Brian Boehringer, S (8.1) OBP: 0.361, SLG: 0.292										1	0	0	0	0	0	0											
Mark Swasey, L (9. PH)										1	0	0	0	0	0	0											
Inning Stats	R: 0 E: 0 K: 0 S: 7	H: 0 LOB: 0 BB: 0 P: 11	R: 0 E: 0 K: 2 S: 8	H: 0 LOB: 1 BB: 1 P: 12	R: 0 E: 0 K: 2 S: 8	H: 1 LOB: 1 BB: 1 P: 12	R: 2 E: 1 K: 1 S: 9	H: 3 LOB: 1 BB: 0 P: 13	R: 0 E: 0 K: 0 S: 5	H: 0 LOB: 1 BB: 1 P: 15	R: 0 E: 0 K: 0 S: 14	H: 1 LOB: 3 BB: 2 P: 24	R: 0 E: 0 K: 0 S: 8	H: 1 LOB: 1 BB: 0 P: 11	R: 0 E: 0 K: 1 S: 8	H: 0 LOB: 0 BB: 0 P: 9	1B: 5 2B: 1 3B: 0 HR: 0	SF: 0 SAC: 2 DP: 2 HBP: 0	WP: 0 PB: 0 SB: 0 CS: 0	PA: 38							
PITCHER	IP	WLS	BF	H	R	ER	SO	BB	IBB	HBP	BLK	WP	HR	S	P	ERA	WHIP										
37 Darren Dreifort, R (1.1) ERA: 3.57	6.0		25	4	2	2	5	4	0	0	0	0	0	46	75	3.00	1.333										
Scott Radinsky, L (7.1) ERA: 3.09	1.1		8	2	0	0	0	2	0	0	0	0	0	20	31	0.00	3.000										
Antonio Osuna, R (8.1) ERA: 1.56	0.2	W	2	0	0	0	0	0	0	0	0	0	0	2	4	0.00	0.000										
Jeff Shaw, R (9.1) ERA: 1.78	1.0		3	0	0	0	1	0	0	0	0	0	0	8	9	0.00	0.000										

Batter	1	2	3	4	5	6	7	8	9	AB	R	H	RBI	BB	SO	LOB	BOTTOM										
Eric Young Sr., R (1.4) OBP: 0.359, SLG: 0.373	K	L9				F9		FC5		4	1	0	1	1	1	2	San Diego Padres @ Los Angeles Dodgers Dodger Stadium, Los Angeles, CA Fri Jul 10 1998, 7:05 PM PDT Att: 53,245 - Unknown - 74 F										
Matt Luke, L (1.7) OBP: 0.340, SLG: 0.530	WP					G4-3		SF8		4	1	1	1	0	2	3											
Raul Mondesi, R (1.8) OBP: 0.320, SLG: 0.529	K		K2-3			L5		1B		5	1	1	0	0	3	1											
Gary Sheffield, R (1.9) OBP: 0.436, SLG: 0.538	1B							1B		2	1	2	1	2	0	0											
Eric Karros, R (1.3) OBP: 0.366, SLG: 0.444	FC4-6		P4			F9		1B		4	0	2	1	1	0	2											
Bobby Bonilla, S (1.5) OBP: 0.295, SLG: 0.344	FC4-6							1B		4	0	0	0	0	1	5											
Antonio Osuna, R (8.1) OBP: 0.279, SLG: 0.311										0	0	0	0	0	0	0											
Roger Cedeno, S (8. PH)										1	0	1	1	0	0	0											
Jeff Shaw, R (9.1)										0	0	0	0	0	0	0											
Charles Johnson, R (1.2) OBP: 0.271, SLG: 0.370										4	0	1	0	1	1	2											
Juan Castro, R (1.6) OBP: 0.280, SLG: 0.290										0	0	0	0	1	0	0											
Wilton Guerrero, S (8. PH)										1	1	1	0	0	0	0											
Alex Cora, L (9.6) OBP: 0.077, SLG: 0.077										0	0	0	0	0	0	0											
37 Darren Dreifort, R (1.1) ERA: 2.62										2	0	1	0	0	1	1											
Jim Eisenreich, L (6. PH)										1	0	0	0	0	0	1											
Scott Radinsky, L (7.1) ERA: 4.01										0	0	0	0	0	0	0											
Adrián Beltré, R (8.5) OBP: 0.286, SLG: 0.375										1	1	1	0	0	0	0											
Inning Stats	R: 1 E: 0 K: 2 S: 13	H: 3 LOB: 2 BB: 0 P: 24	R: 0 E: 0 K: 1 S: 8	H: 0 LOB: 1 BB: 1 P: 14	R: 0 E: 0 K: 2 S: 10	H: 1 LOB: 1 BB: 0 P: 16	R: 0 E: 0 K: 2 S: 14	H: 1 LOB: 3 BB: 2 P: 24	R: 0 E: 0 K: 0 S: 11	H: 0 LOB: 1 BB: 0 P: 19	R: 0 E: 0 K: 0 S: 11	H: 1 LOB: 1 BB: 0 P: 16	R: 0 E: 0 K: 1 S: 12	H: 0 LOB: 2 BB: 2 P: 25	R: 5 E: 1 K: 0 S: 28	H: 5 LOB: 2 BB: 1 P: 43	1B: 10 2B: 1 3B: 0 HR: 0	SF: 1 SAC: 2 DP: 0 HBP: 1	WP: 1 PB: 0 SB: 2 CS: 0	PA: 43							
PITCHER	IP	WLS	BF	H	R	ER	SO	BB	IBB	HBP	BLK	WP	HR	S	P	ERA	WHIP										
Kevin Brown, R (1.1) ERA: 2.62	6.0		28	6	1	1	8	3	0	1	0	0	0	67	113	1.50	1.500										
Donnie Watt, R (7.1) ERA: 2.84	0.2		4	0	0	0	0	2	0	0	0	0	0	8	19	0.00	3.000										
Dan Miceli, R (7.1) ERA: 4.01	1.0	L	9	4	5	5	1	0	1	0	0	0	0	27	44	45.00	4.000										
Brian Boehringer, R (8.1) ERA: 5.4	0.1		2	1	0	0	0	0	0	0	0	0	0	5	5	0.00	3.000										

AB	30
R	2
H	6
RBI	2
BB	6
SO	6
LOB	20



AB	33
R	6
H	11
RBI	5
BB	6
SO	9
LOB	17



Batter	1	2	3	4	5	6	7	8	9	AB	R	H	RBI	BB	SO	LOB	TOP								
Quilvio Veras, S OBP: 0.396, SLG: 0.361 (1, 4)	G6-3		F9						L6-3	4	0	1	0	1	0	2	San Diego Padres @ Colorado Rockies Coors Field, Denver, CO Mon Jul 13 1998, 7:05 PM MDT Att: 48,098 - Unknown - 93 F								
Steve Finley, L OBP: 0.394, SLG: 0.392 (1, 8)	P6		WP E BB		K					3	1	1	0	1	1	1									
Ken Caminiti, S OBP: 0.372, SLG: 0.541 (1, 5)	G5-3		E BB		K					3	1	0	0	1	1	3									
Greg Vaughn, R OBP: 0.384, SLG: 0.654 (1, 7)		2B G4-3 BB	E6 2B					F9 1B		3	2	2	3	1	0	0									
Jim Leyritz, R OBP: 0.394, SLG: 0.531 (1, 3)		1-2 P6	0-1 P6							3	0	1	0	0	1	2									
Donne Wall, R OBP: 0.333, SLG: 0.333 (6, 1)		G4-3 P4 2B								0	0	0	0	0	0	0									
Mark Sweeney, L OBP: 0.335, SLG: 0.297 (8, PH)										1	0	1	0	0	0	0									
Roberto Ramirez, L (8, 1)										0	0	0	0	0	0	0									
Brian Boehringer, S (8, 1)										0	0	0	0	0	0	0									
Ruben Rivera, R OBP: 0.386, SLG: 0.466 (1, 9)	G4-3									3	0	1	2	0	0	1									
Tony Gwynn, L OBP: 0.368, SLG: 0.455 (8, 9)										1	0	0	0	0	0	1									
Carlos Hernandez, R OBP: 0.310, SLG: 0.390 (1, 2)	P4				G6-3			G4-6-3 1B		4	0	0	0	0	0	3									
Chris Gomez, R OBP: 0.328, SLG: 0.356 (1, 6)					G6-3					2	1	0	0	1	0	0									
Ed Giovannola, L OBP: 0.345, SLG: 0.373 (9, PH)			WP E BB						G6-3	1	0	0	0	0	0	0									
Sterling Hitchcock, L OBP: 0.208, SLG: 0.208 (1, 1)										2	0	0	0	0	1	1									
Wally Joyner, L OBP: 0.351, SLG: 0.462 (6, 3)			K						L6-3 1B	2	0	1	0	0	0	0									
Inning Stats	R: 0 E: 0 K: 0 S: 5	H: 0 LOB: 0 BB: 0 P: 7	R: 1 E: 0 K: 0 S: 6	H: 1 LOB: 1 BB: 1 P: 12	R: 3 E: 1 K: 1 S: 16	H: 1 LOB: 1 BB: 3 P: 32	R: 0 E: 0 K: 0 S: 4	H: 0 LOB: 0 BB: 0 P: 6	R: 0 E: 0 K: 2 S: 10	H: 1 LOB: 1 BB: 0 P: 16	R: 1 E: 0 K: 1 S: 9	H: 2 LOB: 0 BB: 0 P: 15	R: 0 E: 0 K: 0 S: 6	H: 1 LOB: 2 BB: 1 P: 15	R: 0 E: 0 K: 0 S: 9	H: 1 LOB: 1 BB: 0 P: 14	R: 0 E: 0 K: 0 S: 7	H: 1 LOB: 0 BB: 0 P: 9	1B: 5 2B: 4 3B: 0 HR: 0	SF: 0 SAC: 0 DP: 2 HBP: 0	WP: 1 PB: 0 SB: 1 CS: 0	PA: 37			
PITCHER	IP	WLS	BF	H	R	ER	SO	BB	IBB	HBP	BLK	WP	HR	S	P	ERA	WHIP								
Bobby Jones, L ERA: 6.32 (1, 1)	6.0	W	25	5	5	5	4	4	0	0	0	1	0	50	88	7.50	1.500								
Curt Leskanic, R ERA: 4.51 (7, 1)	1.0		5	1	0	0	0	1	0	0	0	0	0	6	15	0.00	2.000								
Dave Veres, R ERA: 3.52 (8, 1)	1.0		4	1	0	0	0	0	0	0	0	0	0	9	14	0.00	1.000								
Jerry Dipoto, R ERA: 4.43 (9, 1)	1.0		3	1	0	0	0	0	0	0	0	0	0	7	9	0.00	1.000								

Batter	1	2	3	4	5	6	7	8	9	AB	R	H	RBI	BB	SO	LOB	BOTTOM								
Neftali Perez, S OBP: 0.329, SLG: 0.398 (1, 6)	FC5-4 1B		P5			G5-3				5	0	2	1	0	0	2	San Diego Padres @ Colorado Rockies Coors Field, Denver, CO Mon Jul 13 1998, 7:05 PM MDT Att: 48,098 - Unknown - 93 F								
Ellis Burks, R OBP: 0.352, SLG: 0.520 (1, 8)	FC5-4 1B		3-2 HR							4	2	2	1	1	0	3									
Dante Bichette, R OBP: 0.358, SLG: 0.526 (1, 7)	1-0 1B		G5-3							5	0	2	1	0	1	4									
Jerry Dipoto, R (9, 1)	1-3 1B									0	0	0	0	0	0	0									
Larry Walker, L OBP: 0.404, SLG: 0.567 (1, 9)	3-3 K		G6-3							5	2	2	1	0	1	3									
Vinny Castilla, R OBP: 0.353, SLG: 0.582 (1, 5)	1-2 G1-3									4	1	1	1	0	1	3									
17 Todd Helton, L OBP: 0.352, SLG: 0.496 (1, 3)			HR							2	2	1	1	1	0	0									
3 Mike Lansing, R OBP: 0.302, SLG: 0.345 (1, 4)	1-0 F8									3	1	0	0	1	0	1									
Kirt Manwaring, R OBP: 0.305, SLG: 0.352 (1, 2)										2	0	0	0	0	0	0									
7 Kurt Abbott, R OBP: 0.320, SLG: 0.390 (5, PH)										0	0	0	1	1	0	0									
Curt Leskanic, R ERA: 4.18 (7, 1)										0	0	0	0	0	0	0									
Dave Veres, R ERA: 3.52 (8, 1)										0	0	0	0	0	0	0									
Jeff Barry, S ERA: 4.43 (8, PH)										1	0	0	0	0	0	0									
1 Curtis Goodwin, L OBP: 0.302, SLG: 0.339 (8, 9)										0	1	0	0	0	0	0									
Bobby Jones, R OBP: 0.136, SLG: 0.182 (1, 1)										2	0	0	0	0	1	0									
Greg Colbrunn, R OBP: 0.361, SLG: 0.455 (6, PH)										1	0	1	2	0	0	0									
Jeff Reed, L OBP: 0.352, SLG: 0.417 (7, 2)										0	0	0	0	0	0	0									
Inning Stats	R: 0 E: 0 K: 1 S: 11	H: 2 LOB: 2 BB: 0 P: 16	R: 1 E: 0 K: 0 S: 7	H: 1 LOB: 0 BB: 0 P: 12	R: 1 E: 0 K: 0 S: 8	H: 1 LOB: 0 BB: 0 P: 13	R: 1 E: 0 K: 0 S: 4	H: 1 LOB: 0 BB: 1 P: 11	R: 0 E: 0 K: 2 S: 12	H: 1 LOB: 1 BB: 0 P: 19	R: 3 E: 0 K: 1 S: 17	H: 2 LOB: 3 BB: 3 P: 32	R: 1 E: 0 K: 0 S: 12	H: 1 LOB: 0 BB: 0 P: 19	R: 2 E: 1 K: 0 S: 12	H: 2 LOB: 1 BB: 0 P: 18	1B: 5 2B: 2 3B: 0 HR: 4	SF: 0 SAC: 1 DP: 1 HBP: 1	WP: 1 PB: 0 SB: 0 CS: 0	PA: 40					
PITCHER	IP	WLS	BF	H	R	ER	SO	BB	IBB	HBP	BLK	WP	HR	S	P	ERA	WHIP								
Sterling Hitchcock, L ERA: 4.18 (1, 1)	5.1	L	26	7	6	6	4	3	0	1	0	0	1	20	32	5.40	1.875								
Donne Wall, R ERA: 2.88 (6, 1)	1.2		8	2	1	1	0	1	0	0	0	0	1	20	32	5.40	1.800								
Roberto Ramirez, L ERA: 4.43 (8, 1)	0.1		3	1	2	0	0	0	0	0	0	0	0	6	8	0.00	3.000								
Brian Boehringer, R ERA: 5.32 (8, 1)	0.2		3	1	0	0	0	0	0	0	0	0	0	6	10	0.00	1.500								



Batter	1	2	3	4	5	6	7	8	9	AB R H RBI BB SO LOB	TOP								
Quilvio Veras, S OBP: 0.394, SLG: 0.355 (1, 4)	G5-3		G3-1				G4-3		1B BB	3 0 0 0 2 0 0	San Diego Padres @ Colorado Rockies Coors Field, Denver, CO Wed Jul 15 1998, 7:05 PM MDT Att: 48,369 - Cloudy - 89 F								
Tony Gwynn, L OBP: 0.383, SLG: 0.447 Ruben Rivera, R OBP: 0.386, SLG: 0.466 (9, FR) (9, 9)	F8		G6-3		G6-4-3		G4-3		1-3 1B	5 0 1 0 0 0 1 0 0 0 0 0 0 0									
Ken Caminiti, S OBP: 0.373, SLG: 0.553 (1, 5)	G3			G6-3	1B BB		G4-3		1-3 1B	4 1 1 0 1 1 2									
Greg Vaughn, R OBP: 0.389, SLG: 0.655 (1, 7)		2B		1B HR	1B		2B		2-3 K	4 2 3 0 0 1 1									
Wally Joyner, L OBP: 0.397, SLG: 0.485 (1, 3)	G4-3	2B		HR	1B			P7		4 2 3 2 0 0 0									
Steve Finley, L OBP: 0.393, SLG: 0.397 (1, 8)	G4-3			HR	1B			G4-3		4 1 1 3 0 0 3									
Carlos Hernandez, R OBP: 0.310, SLG: 0.390 (1, 2)	SF9			BB		P8		G3		3 0 1 1 0 0 0									
Chris Gomez, R OBP: 0.323, SLG: 0.347 (1, 6)	G5-3			1B		P6			K	3 0 0 0 1 1 0									
Kevin Brown, R OBP: 0.245, SLG: 0.234 (1, 1)			K	B1-3		F9			K	4 0 0 0 0 2 1									
Inning Stats	R: 0 E: 0 K: 0 S: 6	H: 0 LOB: 0 BB: 0 P: 9	R: 2 E: 0 K: 0 S: 9	H: 2 LOB: 0 BB: 0 P: 13	R: 0 E: 0 K: 1 S: 9	H: 0 LOB: 0 BB: 0 P: 11	R: 3 E: 0 K: 0 S: 14	H: 4 LOB: 1 BB: 1 P: 19	R: 1 E: 0 K: 0 S: 7	H: 2 LOB: 2 BB: 2 P: 18		R: 0 E: 0 K: 1 S: 7	H: 1 LOB: 0 BB: 0 P: 11	R: 0 E: 0 K: 0 S: 9	H: 0 LOB: 0 BB: 0 P: 13	R: 0 E: 0 K: 3 S: 15	H: 1 LOB: 2 BB: 1 P: 23	1B: 6 2B: 3 3B: 0 HR: 1	SF: 1 SAC: 0 DP: 1 HBP: 0
PITCHER	IP WLS BF H R ER SO BB IBB HBP BLK WP HR S P ERA WHIP											PITCHER	IP WLS BF H R ER SO BB IBB HBP BLK WP HR S P ERA WHIP						
Jamey Wright, R ERA: 6.24 (1, 1)	4.2 L 23 8 6 6 1 3 0 0 0 0 0 1 43 67 11.57 2.357																		
Mike DeJean, R ERA: 2.12 (5, 1)	1.1 4 0 0 0 0 0 0 0 0 0 0 0 9 13 0.00 0.000																		
Chuck McElroy, L ERA: 1.61 (7, 1)	1.2 6 1 0 0 1 0 0 0 0 0 0 0 12 17 0.00 0.600																		
Dave Veras, R ERA: 3.5 (8, 1)	0.1 1 0 0 0 0 0 0 0 0 0 0 0 4 7 0.00 0.000																		
Jerry Dipoto, R ERA: 4.32 (9, 1)	1.0 5 1 0 0 3 1 0 0 0 0 0 0 15 23 0.00 2.000																		
Batter	1	2	3	4	5	6	7	8	9	AB R H RBI BB SO LOB	BOTTOM								
Neif Perez, S OBP: 0.321, SLG: 0.388 (1, 6)	G6-3	P7		P6			G3		G3	5 0 0 0 0 0 4	San Diego Padres @ Colorado Rockies Coors Field, Denver, CO Wed Jul 15 1998, 7:05 PM MDT Att: 48,369 - Cloudy - 89 F								
Ellis Burks, R OBP: 0.350, SLG: 0.511 (1, 8)	K		G5-3	F8			K		K	5 0 0 0 0 3 1									
Dante Bichette, R OBP: 0.360, SLG: 0.525 (1, 7)	FC6-4		1B		K		BB		1B	4 1 3 0 0 1 0									
Larry Walker, L OBP: 0.402, SLG: 0.558 (1, 9)	FC6-4		1B	17 2B		G1-3			1B	3 1 1 1 1 0 1									
Vinny Castilla, R OBP: 0.355, SLG: 0.586 (1, 5)			17 G3-6-3	1B		G6-3		G5		4 0 2 0 0 0 2									
17 Todd Helton, L OBP: 0.358, SLG: 0.512 (1, 3)	G3-6-3		1B	1B			K		P4	4 0 1 1 0 1 1									
3 Mike Lansing, R OBP: 0.305, SLG: 0.356 (1, 4)	1B		1B	K		G6-3		K		4 0 1 0 0 2 1									
Jeff Reed, L OBP: 0.361, SLG: 0.427 (1, 2)	1B		1B	SH1-4		1B		K		4 0 3 0 0 1 0									
Jamey Wright, R ERA: 6.24 (1, 1)	1-2									1 0 1 0 0 0 0									
Mike DeJean, R ERA: 2.12 (5, 1)	1-2									0 0 0 0 0 0 0									
Jeff Barry, S OBP: 0.310, SLG: 0.290 (6, PH)	1-2									1 0 0 0 0 0 1									
Chuck McElroy, L ERA: 1.61 (7, 1)	1-2									0 0 0 0 0 0 0									
Dave Veras, R OBP: 0.386, SLG: 0.466 (9, FR)	1-2									0 0 0 0 0 0 0									
Jerry Dipoto, R ERA: 4.32 (9, 1)	1-2									0 0 0 0 0 0 0									
John Vander Wal, L OBP: 0.270, SLG: 0.326 (9, PH)	1-2									1 0 0 0 0 1 0									
Inning Stats	R: 0 E: 0 K: 1 S: 10	H: 1 LOB: 1 BB: 0 P: 13	R: 0 E: 0 K: 0 S: 14	H: 4 LOB: 3 BB: 0 P: 21	R: 2 E: 0 K: 1 S: 10	H: 4 LOB: 1 BB: 0 P: 18	R: 0 E: 0 K: 0 S: 5	H: 1 LOB: 1 BB: 0 P: 8	R: 0 E: 0 K: 2 S: 15	H: 0 LOB: 0 BB: 0 P: 11	R: 0 E: 0 K: 1 S: 11	H: 1 LOB: 2 BB: 1 P: 17	R: 0 E: 0 K: 2 S: 8	H: 0 LOB: 0 BB: 0 P: 9	R: 0 E: 0 K: 2 S: 8	H: 0 LOB: 0 BB: 0 P: 11	1B: 10 2B: 2 3B: 0 HR: 0	SF: 0 SAC: 1 DP: 1 HBP: 0	WP: 0 PA: 38 PB: 0 SB: 0 CS: 0
PITCHER	IP WLS BF H R ER SO BB IBB HBP BLK WP HR S P ERA WHIP											PITCHER	IP WLS BF H R ER SO BB IBB HBP BLK WP HR S P ERA WHIP						
Kevin Brown, R ERA: 2.59 (1, 1)	9.0 W 38 12 2 2 10 1 0 0 0 0 0 0 89 126 2.00 1.444																		

AB	34
R	6
H	10
RBI	6
BB	4
SO	5
LOB	8



AB	36
R	2
H	12
RBI	2
BB	1
SO	10
LOB	11



Batter	1	2	3	4	5	6	7	8	9	AB	R	H	RBI	BB	SO	LOB	TOP				
QuiVio Veras, S OBP: 0.397, SLG: 0.353 (1, 4)	G6-3		1B		G1-3		BB		G3	4	1	1	0	1	0	2					
Tony Gwynn, L OBP: 0.382, SLG: 0.463 (1, 9)	F7		1B		F8		F8			4	0	1	1	0	0	2					
Donne Wall, R OBP: 0.333, SLG: 0.333 (7, 1)										0	0	0	0	0	0	0					
Dan Miceli, R OBP: 1.000, SLG: 1.000 (8, 1)										0	0	0	0	0	0	0					
Trevor Hoffman, R (8, 1)										0	0	0	0	0	0	0					
Ken Caminiti, S OBP: 0.372, SLG: 0.548 (1, 5)	PB		G4-3			L4			K	4	0	1	0	0	1	1					
Greg Vaughn, R OBP: 0.393, SLG: 0.677 (1, 7)	P3				HR	G6-3			K	4	1	1	1	0	1	1					
Wally Joyner, L OBP: 0.395, SLG: 0.480 (1, 3)					G4-3				K	3	0	0	0	1	1	0					
Steve Finley, L OBP: 0.304, SLG: 0.405 (1, 8)									P2	4	0	1	0	0	1	1					
Carlos Hernandez, R OBP: 0.311, SLG: 0.390 (1, 2)																					
Chris Gomez, R OBP: 0.323, SLG: 0.350 (1, 6)										4	0	1	0	0	0	1					
Joey Hamilton, R OBP: 0.174, SLG: 0.267 (1, 1)																					
Mark Sweeney, L OBP: 0.306, SLG: 0.290 (7, PH)																					
Ruben Rivera, R OBP: 0.394, SLG: 0.513 (7, 9)																					
Inning Stats	R: 0 E: 0 K: 0 S: 7	H: 1 LOB: 1 BB: 0 P: 10	R: 0 E: 0 K: 1 S: 7	H: 0 LOB: 0 BB: 0 P: 10	R: 1 E: 0 K: 1 S: 10	H: 2 LOB: 1 BB: 0 P: 17	R: 1 E: 0 K: 1 S: 12	H: 2 LOB: 1 BB: 0 P: 17	R: 0 E: 0 K: 0 S: 8	H: 0 LOB: 0 BB: 0 P: 11	R: 0 E: 0 K: 1 S: 10	H: 0 LOB: 0 BB: 1 P: 20	R: 0 E: 0 K: 3 S: 11	H: 1 LOB: 2 BB: 1 P: 13	R: 0 E: 0 K: 0 S: 8	H: 1 LOB: 2 BB: 1 P: 15	1B: 4 2B: 2 3B: 0 HR: 1	SF: 0 SAC: 1 DP: 0 HBP: 0	WP: 0 PB: 1 SB: 1 CS: 0	PA: 37	
PITCHER	IP	WLS	BF	H	R	ER	SO	BB	IBB	HBP	BLK	WP	HR	S	P	ERA	WHIP				
Pete Harnisch, R ERA: 3.06 (1, 1)	7.0	L	29	6	2	2	4	2	0	0	0	0	1	63	100	2.57	1.143				
Gabe White, L ERA: 4.47 (8, 1)	1.2		6	1	0	0	3	0	0	0	0	0	0	16	20	0.00	0.600				
Scott Sullivan, R ERA: 4.71 (9, 1)	0.1		2	0	0	0	0	1	0	0	0	0	0	3	8	0.00	3.000				

San Diego Padres @ Cincinnati Reds
Cinergy Field, Cincinnati, OH
Sat Jul 18 1998, 7:05 PM EDT
Att: 30,289 - Unknown - 83 F

AB 33
R 2
H 7
RBI 2
BB 3
SO 7
LOB 10



Batter	1	2	3	4	5	6	7	8	9	AB	R	H	RBI	BB	SO	LOB	BOTTOM				
Reggie Sanders, R OBP: 0.332, SLG: 0.434 (1, 8)	F8		G6-3			2B				4	1	1	0	0	1	0					
Sean Casey, L OBP: 0.328, SLG: 0.313 (1, 3)	L8		L8			G1-3				4	0	2	1	0	0	0					
Chris Stynes, R OBP: 0.318, SLG: 0.346 (8, FR)						2H				0	0	0	0	0	0	0					
Barry Larkin, R OBP: 0.377, SLG: 0.477 (1, 6)	L7		K			G1-3				4	0	0	0	0	1	2					
Eddie Taubensee, L OBP: 0.358, SLG: 0.438 (1, 2)										3	0	0	0	1	1	3					
Paul Konerko, R OBP: 0.274, SLG: 0.324 (9, 3)																					
Bret Boone, R OBP: 0.336, SLG: 0.464 (1, 4)										4	0	2	0	0	1	0					
Dmitri Young, S OBP: 0.363, SLG: 0.502 (1, 7)																					
Willie Greene, L OBP: 0.374, SLG: 0.421 (1, 9)										2	0	0	0	1	0	1					
Pete Harnisch, S OBP: 0.130, SLG: 0.111 (1, 1)										2	0	0	0	0	1	3					
Melvin Nieves, S OBP: 0.393, SLG: 0.341 (7, PH)										1	0	0	0	0	1	1					
Gabe White, L OBP: 0.250, SLG: 0.250 (8, 1)										0	0	0	0	0	0	0					
Scott Sullivan, R OBP: 0.167, SLG: 0.167 (9, 1)										0	0	0	0	0	0	0					
Inning Stats	R: 0 E: 0 K: 0 S: 4	H: 0 LOB: 0 BB: 0 P: 7	R: 0 E: 0 K: 1 S: 18	H: 1 LOB: 3 BB: 2 P: 31	R: 0 E: 0 K: 1 S: 8	H: 0 LOB: 0 BB: 0 P: 11	R: 0 E: 0 K: 0 S: 7	H: 0 LOB: 0 BB: 0 P: 10	R: 0 E: 0 K: 2 S: 10	H: 1 LOB: 1 BB: 0 P: 18	R: 0 E: 0 K: 1 S: 8	H: 1 LOB: 2 BB: 0 P: 10	R: 0 E: 0 K: 1 S: 9	H: 0 LOB: 0 BB: 0 P: 11	1B: 2 2B: 3 3B: 0 HR: 0	SF: 0 SAC: 0 DP: 0 HBP: 0	WP: 0 PB: 0 SB: 0 CS: 0	PA: 34			
PITCHER	IP	WLS	BF	H	R	ER	SO	BB	IBB	HBP	BLK	WP	HR	S	P	ERA	WHIP				
Joey Hamilton, R ERA: 4.89 (1, 1)	6.0	W	23	3	1	1	4	2	0	0	0	0	0	10	18	0.00	1.000				
Donne Wall, R ERA: 2.51 (7, 1)	1.0		4	1	0	0	2	0	0	0	0	0	0	7	9	0.00	1.500				
Dan Miceli, R ERA: 3.77 (8, 1)	0.2		3	1	0	0	1	0	0	0	0	0	0	10	12	0.00	0.000				
Trevor Hoffman, R ERA: 1.71 (8, 1)	1.1	S	4	0	0	0	1	0	0	0	0	0	0	10	12	0.00	0.000				

San Diego Padres @ Cincinnati Reds
Cinergy Field, Cincinnati, OH
Sat Jul 18 1998, 7:05 PM EDT
Att: 30,289 - Unknown - 83 F

AB 32
R 1
H 5
RBI 1
BB 2
SO 8
LOB 15



Batter	1	2	3	4	5	6	7	8	9	AB	R	H	RBI	BB	SO	LOB	TOP					
Royce Clayton, R (1, 6) OBP: 0.319, SLG: 0.339	2-2 2B		0-0 HR	1-0 F7			0-0 F8	4-2 BB	4-0 HR	4	3	2	1	2	0	0						
Ray Lankford, L (1, 8) OBP: 0.395, SLG: 0.503	1-2 1B		4-2 1B		1-1 HR		3-2 G3-1	2-2 P5	3-2 HR	5	3	3	5	1	0	3						
Mark McGwire, R (1, 3) OBP: 0.468, SLG: 0.774	2-1 2B		1-1 1B		2-1 HR		2-1 1B	4-0 BB	1-3 HR	4	1	4	3	1	0	0						
Placido Polanco, R (9, PH) OBP: 0.273, SLG: 0.313	FC8-4 2H		1-3 1B		1-H HR		1B	1-2 BB	K	1	0	0	0	0	1	0						
Jeff Brantley, R (9, 1)			1B		HR		1B	1-2 BB	K	0	0	0	0	0	0	0						
Brian Jordan, R (1, 9) OBP: 0.374, SLG: 0.543	0-1 FC8-4		1-0 1B		1-0 P3		0-0 1B	1-3 K		5	0	2	1	0	1	4						
Ron Gant, R (1, 7) OBP: 0.301, SLG: 0.480		4-1 BB			1-1 G6-3		3-2 F9		0-1 G4-3	3	0	0	0	1	0	4						
Lance Painter, L (7, 1) OBP: 1.000, SLG: 1.000			0-2 P4		0-2 G6-3				2-3 12 WP	0	0	0	0	0	0	0						
John Frascatore, R (8, 1) OBP: 0.250, SLG: 0.250			1B						2B	0	0	0	0	0	0	0						
Brian Hunter, R (9, PH) OBP: 0.269, SLG: 0.436			BB						2B	1	1	1	0	0	0	0						
Gary Gaetti, R (1, 5) OBP: 0.336, SLG: 0.423	1 SAFE K	0-3 K	3-3 K		1-3 K				G4-3	5	1	1	1	0	3	4						
Eli Marrero, R (1, 2) OBP: 0.277, SLG: 0.338	1 SAFE F8	2-1 F8		0-1 SH1-4		1-0 G6-3		0-1 G6-3	2-3 12 WP	4	2	1	0	1	0	1						
Matt Morris, R (1, 1) OBP: 0.429, SLG: 0.400		0-3 K		0-0 SH1-4		4-2 12 WP		3-2 12 BB	F8	1	0	0	0	1	1	1						
John Mabry, L (7, 7) OBP: 0.325, SLG: 0.392				2-3 K		1-2 BB		1B		2	1	1	0	0	0	2						
12 Pat Kelly, R (1, 4) OBP: 0.353, SLG: 0.667			0-0 B1-3		3-2 SF7		1-0 G6-4-3	0-0 BB	2-3 K	4	1	1	1	0	1	2						
Inning Stats	R: 1 E: 0 K: 0 S: 11	H: 3 LOB: 0 BB: 0 P: 16	R: 0 E: 0 K: 2 S: 9	H: 0 LOB: 1 BB: 1 P: 15	R: 2 E: 0 K: 1 S: 13	H: 3 LOB: 2 BB: 1 P: 22	R: 1 E: 0 K: 0 S: 10	H: 1 LOB: 0 BB: 0 P: 14	R: 2 E: 0 K: 1 S: 10	H: 2 LOB: 0 BB: 0 P: 16	R: 0 E: 0 K: 0 S: 4	H: 0 LOB: 0 BB: 1 P: 10	R: 0 E: 0 K: 0 S: 14	H: 2 LOB: 2 BB: 0 P: 22	R: 2 E: 0 K: 1 S: 16	H: 3 LOB: 3 BB: 2 P: 30	R: 5 E: 0 K: 2 S: 16	H: 2 LOB: 2 BB: 2 P: 34	1B: 7 2B: 5 3B: 1 HR: 4	SF: 1 SAC: 1 DP: 2 HBP: 0	WP: 1 PB: 0 SB: 0 CS: 0	PA: 48
PITCHER	IP	WLS	BF	H	R	ER	SO	BB	IBB	HBP	BLK	WP	HR	S	P	ERA	WHIP					
24 Mark Langston, L (1, 1) ERA: 5.73	4.0	L	20	8	5	3	3	2	0	0	0	0	1	45	70	11.25	2.500					
Brian Boehringer, R (5, 1) ERA: 5.33	3.1		17	6	3	3	1	2	0	0	0	0	2	36	62	8.10	2.400					
Roberto Ramirez, L (8, 1) ERA: 9.0	1.2		11	2	5	5	3	3	0	0	0	1	1	22	47	27.00	3.000					
Batter	1	2	3	4	5	6	7	8	9	AB	R	H	RBI	BB	SO	LOB	BOTTOM					
Quilvio Veras, S (1, 4) OBP: 0.395, SLG: 0.349	0-2 G3		2-3 K			2-2 G3-1			4-2 G3-1	3	0	0	0	1	1	0						
Tony Gwynn, L (1, 9) OBP: 0.382, SLG: 0.459	2-2 F8			1-0 F7		2-0 F7			1-2 G3-1	4	0	0	0	0	0	1						
Ken Caminiti, S (1, 5) OBP: 0.371, SLG: 0.536	0-0 G6-3			2-2 G4-3		0-0 F9			4-0 BB	3	0	0	0	1	0	0						
Greg Vaughn, R (1, 7) OBP: 0.395, SLG: 0.689		2-2 HR		3-1 P2			4-0 G4-6-3		1-3 K	2	1	1	1	1	0	0						
Mark Sweeney, L (9, 7) OBP: 0.309, SLG: 0.287							BB		K	1	0	0	0	0	1	2						
Wally Joyner, L (1, 3) OBP: 0.394, SLG: 0.473		3-2 P5			3-1 1B		1-2 G4-6-3			3	0	1	0	0	0	1						
Roberto Ramirez, L (8, 1)					1B		1-2 K			0	0	0	0	0	0	0						
Steve Finley, L (1, 8) OBP: 0.393, SLG: 0.402		2-3 K			0-0 1B			1-3 K		3	0	1	0	0	2	0						
Carlos Hernandez, R (1, 2) OBP: 0.307, SLG: 0.365		1-3 K			1-2 L1-3			0-0 P4		3	0	0	0	0	1	2						
Chris Gomez, R (1, 6) OBP: 0.325, SLG: 0.351			1-3 K		0-1 G5-3			1-1 G4-3		2	0	0	0	0	1	1						
Ed Giovanola, L (8, PH) OBP: 0.347, SLG: 0.369										1	0	0	0	0	0	0						
24 Mark Langston, R (1, 1) OBP: 0.211, SLG: 0.176			2-2 G5-3			0-1 G4-3			2-3 K	1	0	0	0	0	0	0						
Brian Boehringer, S (5, 1)										1	0	0	0	0	0	0						
Jim Levitz, R (8, 3) OBP: 0.388, SLG: 0.541										1	0	0	0	0	1	0						
Inning Stats	R: 0 E: 0 K: 0 S: 8	H: 0 LOB: 0 BB: 0 P: 10	R: 1 E: 0 K: 2 S: 13	H: 1 LOB: 0 BB: 0 P: 21	R: 0 E: 0 K: 2 S: 13	H: 0 LOB: 0 BB: 0 P: 18	R: 0 E: 0 K: 0 S: 6	H: 0 LOB: 0 BB: 0 P: 12	R: 0 E: 0 K: 0 S: 10	H: 2 LOB: 1 BB: 0 P: 14	R: 0 E: 0 K: 0 S: 6	H: 0 LOB: 0 BB: 0 P: 10	R: 0 E: 0 K: 0 S: 4	H: 0 LOB: 0 BB: 1 P: 9	R: 0 E: 0 K: 1 S: 6	H: 0 LOB: 0 BB: 0 P: 8	R: 0 E: 0 K: 2 S: 11	H: 0 LOB: 2 BB: 2 P: 23	1B: 2 2B: 1 3B: 0 HR: 1	SF: 0 SAC: 0 DP: 2 HBP: 0	WP: 0 PB: 0 SB: 0 CS: 0	PA: 31
PITCHER	IP	WLS	BF	H	R	ER	SO	BB	IBB	HBP	BLK	WP	HR	S	P	ERA	WHIP					
Matt Morris, R (1, 1) ERA: 1.54	6.1	W	22	3	1	1	4	1	0	0	0	0	0	6	8	0.00	0.632					
Lance Painter, L (7, 1) ERA: 4.09	1.0		2	0	0	0	1	0	0	0	0	0	0	3	4	0.00	0.000					
John Frascatore, R (8, 1) ERA: 4.06	0.2		2	0	0	0	0	0	0	0	0	0	0	3	4	0.00	0.000					
Jeff Brantley, R (9, 1) ERA: 6.0	1.0		5	0	0	0	2	2	0	0	0	0	0	11	23	0.00	2.000					

St. Louis Cardinals @ San Diego Padres
Qualcomm Stadium, San Diego, CA
Mon Jul 20 1998, 10:05 PM EDT
Att: 32,339 - Cloudy - 77 F

AB 39
R 13
H 16
RBI 12
BB 7
SO 7
LOB 21



WP: 1 PA: 48
PB: 0
SB: 0
CS: 0

St. Louis Cardinals @ San Diego Padres
Qualcomm Stadium, San Diego, CA
Mon Jul 20 1998, 10:05 PM EDT
Att: 32,339 - Cloudy - 77 F

AB 28
R 1
H 3
RBI 1
BB 3
SO 7
LOB 7



WP: 0 PA: 31
PB: 0
SB: 0
CS: 0

Batter	1	2	3	4	5	6	7	8	9	AB	R	H	RBI	BB	SO	LOB	TOP			
Royce Clayton, R (1,6) OBP: 0.319, SLG: 0.337	G6-3	PO	F8			HR	K			4	1	1	0	0	1	1	St. Louis Cardinals @ San Diego Padres Qualcomm Stadium, San Diego, CA Tue Jul 21 1998, 10:05 PM EDT Att: 37,145 - Unknown - 75 F livebaseballscorecards.com			
Brian Jordan, R (1,9) OBP: 0.376, SLG: 0.551	G5-3		G5-4-3			HR		F9		4	1	2	2	0	0	0				
Mark McGwire, R (1,3) OBP: 0.486, SLG: 0.766			G5-4-3			K		K		3	0	0	0	1	2	1				
Ray Lankford, L (1,8) OBP: 0.394, SLG: 0.500	K			G1-3		F7		S		4	0	1	0	0	1	1				
Willie McGee, S (1,7) OBP: 0.302, SLG: 0.321		PB		G4-3				F9		3	1	1	0	1	0	1				
John Mabry, L (1,5) OBP: 0.320, SLG: 0.387	F7			G4-3		F7			K	3	0	0	0	0	0	2				
Tom Lampkin, L (1,2) OBP: 0.339, SLG: 0.387		1B				K			1B	4	0	3	0	0	1	0				
Kent Mercker, L (1,1) OBP: 0.229, SLG: 0.182																				
Gary Gaetti, R (6,5) OBP: 0.339, SLG: 0.423																				
Mark Petkovsek, R (6,1) OBP: 0.333, SLG: 0.350																				
Brian Hunter, R (9,PH) OBP: 0.266, SLG: 0.431																				
12 Pat Kelly, R (1,4) OBP: 0.300, SLG: 0.556																				
Ron Gant, R (9,PH) OBP: 0.300, SLG: 0.478																				
Inning Stats	R: 0 E: 0 K: 1 S: 9	H: 0 LOB: 1 BB: 1 P: 15	R: 1 E: 0 K: 1 S: 12	H: 2 LOB: 1 BB: 1 P: 20	R: 0 E: 0 K: 0 S: 8	H: 1 LOB: 0 BB: 0 P: 14	R: 0 E: 0 K: 0 S: 7	H: 0 LOB: 0 BB: 0 P: 10	R: 0 E: 0 K: 3 S: 10	H: 0 LOB: 0 BB: 0 P: 11	R: 2 E: 0 K: 1 S: 13	H: 3 LOB: 1 BB: 0 P: 19	R: 0 E: 0 K: 1 S: 12	H: 1 LOB: 1 BB: 0 P: 10	R: 0 E: 0 K: 1 S: 9	H: 2 LOB: 1 BB: 0 P: 15	1B: 9 2B: 0 3B: 0 HR: 1	SF: 0 SAC: 0 DP: 2 HBP: 0	WP: 0 PB: 1 SB: 3 CS: 0	PA: 37
PITCHER	IP WLS BF H R ER SO BB IBB HBP BLK WP HR S P ERA WHIP																			
Kevin Brown, R (1,1) ERA: 2.57	8.0 W 32 8 3 2 9 2 0 0 0 0 1 80 118 2.25 1.250																			
Trevor Hoffman, R (9,1) ERA: 1.64	1.0 S 4 2 0 0 1 0 0 0 0 0 0 9 15 0.00 2.000																			

Batter	1	2	3	4	5	6	7	8	9	AB	R	H	RBI	BB	SO	LOB	BOTTOM			
QuiVivo Veras, S (1,4) OBP: 0.395, SLG: 0.359	HR	P4				G6-3		G3		5	2	2	1	0	0	3	St. Louis Cardinals @ San Diego Padres Qualcomm Stadium, San Diego, CA Tue Jul 21 1998, 10:05 PM EDT Att: 37,145 - Unknown - 75 F livebaseballscorecards.com			
Tony Gwynn, L (1,9) OBP: 0.380, SLG: 0.456	F7				F9					4	0	1	1	0	0	1				
Steve Finley, L (8,8) OBP: 0.303, SLG: 0.402										0	0	0	0	0	0	0				
Ken Caminiti, S (1,5) OBP: 0.370, SLG: 0.531	F7		P4			G3-1				4	1	1	1	0	0	1				
Greg Vaughn, R (1,7) OBP: 0.391, SLG: 0.681	G5-3		F8			F9				4	0	0	0	0	0	1				
Jim Leyritz, R (1,3) OBP: 0.400, SLG: 0.540					F8					4	1	2	0	0	1	0				
Wally Joyner, L (8,3) OBP: 0.394, SLG: 0.473										0	0	0	0	0	0	0				
Ruben Rivera, R (1,8) OBP: 0.394, SLG: 0.506										4	1	2	1	0	0	0				
Carlos Hernandez, R (1,2) OBP: 0.310, SLG: 0.387										4	0	2	0	0	0	1				
Chris Gomez, R (1,6) OBP: 0.325, SLG: 0.349										2	1	0	1	1	0	2				
Kevin Brown, R (1,1) OBP: 0.255, SLG: 0.245										2	0	1	0	0	0	2				
Mark Sweeney, L (8,PH) OBP: 0.315, SLG: 0.295										1	0	1	0	0	0	0				
Trevor Hoffman, R (9,1) ERA: 4.95										0	0	0	0	0	0	0				
Inning Stats	R: 1 E: 0 K: 0 S: 5	H: 1 LOB: 0 BB: 0 P: 9	R: 2 E: 1 K: 0 S: 15	H: 2 LOB: 0 BB: 0 P: 20	R: 0 E: 0 K: 0 S: 10	H: 0 LOB: 0 BB: 0 P: 17	R: 0 E: 0 K: 0 S: 15	H: 2 LOB: 2 BB: 0 P: 16	R: 2 E: 0 K: 0 S: 16	H: 5 LOB: 2 BB: 0 P: 25	R: 1 E: 0 K: 0 S: 13	H: 1 LOB: 1 BB: 1 P: 20	R: 0 E: 0 K: 1 S: 8	H: 0 LOB: 0 BB: 0 P: 10	R: 0 E: 0 K: 0 S: 7	H: 1 LOB: 1 BB: 0 P: 11	1B: 11 2B: 0 3B: 0 HR: 1	SF: 0 SAC: 2 DP: 0 HBP: 0	WP: 1 PB: 0 SB: 0 CS: 0	PA: 37
PITCHER	IP WLS BF H R ER SO BB IBB HBP BLK WP HR S P ERA WHIP																			
Kent Mercker, L (1,1) ERA: 8.15	5.0 L 26 10 6 4 0 1 1 0 0 0 0 0 26 35 0.00 0.667																			
Mark Petkovsek, R (6,1) ERA: 4.95	3.0 11 2 0 0 1 0 0 0 0 0 0 0 26 35 0.00 0.667																			

Batter	1	2	3	4	5	6	7	8	9	AB	R	H	RBI	BB	SO	LOB	TOP
Andy Fox, L (1, 5) OBP: 0.342, SLG: 0.396	1-1 G6-3 2B		0-0 G3-1			1-0 HBP			2-1 F8	3	0	1	0	0	0	0	
Danny Klassen, R (1, 4) OBP: 0.369, SLG: 0.446	1-2 G6-3 2-3			0-1 F8		3-3 HBP			0-3 K	4	0	0	0	0	2	2	
David Dellucci, L (1, 8) OBP: 0.343, SLG: 0.441	3-2 F7			0-3 K		2-2 G3			2-3 K	4	0	0	0	0	2	2	
Travis Lee, L (1, 3) OBP: 0.366, SLG: 0.486	3-2 L5			2-0 2B			1-2 G4-6-3 1B			3	0	2	0	0	0	1	
Karim Garcia, L (1, 9) OBP: 0.256, SLG: 0.387		0-3 K		1-3 K			1-3 K			3	0	0	0	0	3	2	
Jay Bell, R (1, 6) OBP: 0.347, SLG: 0.428		1-2 CS 1B		1-3 K			1-1 G4-6-3 1-2			3	0	1	0	0	1	1	
Yamil Benitez, R (1, 7) OBP: 0.301, SLG: 0.405		3-3 K 1-2		0-0 F7			3-2 F7			3	0	0	0	0	1	1	
Kelly Stinnett, R (1, 2) OBP: 0.330, SLG: 0.435			2-0 G6-3		2-3 K		2-3 K			3	0	0	0	0	2	0	
Brian Anderson, R (1, 1) OBP: 0.119, SLG: 0.098			1-1 G4-3			0-1 F9		2-3 K2-3		2	0	0	0	0	0	0	
Brent Brede, L (8, PH) OBP: 0.307, SLG: 0.333										1	0	0	0	0	1	0	
Aaron Small, R (8, 1)										0	0	0	0	0	0	0	
Inning Stats	R: 0 H: 1 E: 0 LOB: 1 K: 0 BB: 0 S: 12	R: 0 H: 1 E: 0 LOB: 1 K: 2 BB: 0 S: 11	R: 0 H: 0 E: 0 LOB: 0 K: 0 BB: 0 S: 4	R: 0 H: 1 E: 0 LOB: 1 K: 2 BB: 0 S: 10	R: 0 H: 0 E: 0 LOB: 0 K: 2 BB: 0 S: 7	R: 0 H: 0 E: 0 LOB: 0 K: 1 BB: 0 S: 10	R: 0 H: 1 E: 0 LOB: 0 K: 1 BB: 0 S: 10	R: 0 H: 0 E: 0 LOB: 0 K: 2 BB: 0 S: 9	R: 0 H: 0 E: 0 LOB: 0 K: 2 BB: 0 S: 8	1B: 2 2B: 3 3B: 0 HR: 0	SF: 0 SAC: 0 DP: 2 HBP: 1	WP: 0 PB: 0 SB: 1 CS: 1	PA: 30				
PITCHER	IP WLS BF H R ER SO BB IBB HBP BLK WP HR S P ERA WHIP	IP WLS BF H R ER SO BB IBB HBP BLK WP HR S P ERA WHIP		IP WLS BF H R ER SO BB IBB HBP BLK WP HR S P ERA WHIP	IP WLS BF H R ER SO BB IBB HBP BLK WP HR S P ERA WHIP	IP WLS BF H R ER SO BB IBB HBP BLK WP HR S P ERA WHIP	IP WLS BF H R ER SO BB IBB HBP BLK WP HR S P ERA WHIP	IP WLS BF H R ER SO BB IBB HBP BLK WP HR S P ERA WHIP	IP WLS BF H R ER SO BB IBB HBP BLK WP HR S P ERA WHIP								
Joey Hamilton, R (1, 1) ERA: 4.62	8.0 W 27 4 0 0 10 0 0 1 0 0 0 73 110 0.00 0.500			1.0 S 3 0 0 0 2 0 0 0 0 0 0 8 12 0.00 0.000													
Trevor Hoffman, R (9, 1) ERA: 1.6																	

Arizona Diamondbacks @ San Diego Padres
Qualcomm Stadium, San Diego, CA
Thu Jul 23 1998, 6:33 AM EDT
Att: 24,278 - Sunny - 76 F

livebaseballscores.com

AB 29
R 0
H 4
RBI 0
BB 0
SO 12
LOB 9



Batter	1	2	3	4	5	6	7	8	9	AB	R	H	RBI	BB	SO	LOB	BOTTOM
Quilvio Veras, S (1, 4) OBP: 0.391, SLG: 0.353	1-0 F8		3-1 FC4-6 1B			1-2 G5-3		1-0 G3		4	0	1	1	0	0	0	
Tony Gwynn, L (1, 9) OBP: 0.357, SLG: 0.451	1-1 G4-3		0-0 FC4-6 CS			3-3 K				3	0	0	0	0	1	1	
Ruben Rivera, R (9, 9) OBP: 0.390, SLG: 0.500			1-2 CS							0	0	0	0	0	0	0	
Ken Caminiti, S (1, 5) OBP: 0.374, SLG: 0.538	0-1 F7		2-2 CS	0-0 HR		3-2 F8				3	1	1	1	0	0	0	
Greg Vaughn, R (1, 7) OBP: 0.392, SLG: 0.684		1-0 P6		0-0 F7			0-0 G3-1			3	0	0	0	0	0	0	
Jim Leyritz, R (1, 2) OBP: 0.399, SLG: 0.537		1-1 F8		1-1 F8			1-1 F8			3	0	1	0	0	0	0	
Wally Joyner, L (1, 3) OBP: 0.389, SLG: 0.476		0-1 F8		0-0 G6-3			0-2 P5			3	0	0	0	0	1	1	
Steve Finley, L (1, 8) OBP: 0.305, SLG: 0.406			0-2 E 2B		0-1 G4-3		1-2 P5			3	1	1	0	0	1	1	
Andy Sheets, R (1, 6) OBP: 0.295, SLG: 0.351			3-1 E7 1B 2H 1B		1-2 G1-3		2-2 G6-3			3	1	1	1	0	0	0	
Joey Hamilton, R (1, 1) OBP: 0.188, SLG: 0.277			1-0 1B		1-3 K		2-0 P6			2	0	1	0	0	1	0	
Mark Sweeney, L (8, PH) OBP: 0.310, SLG: 0.283										1	0	0	0	0	0	0	
Trevor Hoffman, R (9, 1) ERA: 6.25			2-3 1B							0	0	0	0	0	0	0	
Inning Stats	R: 0 H: 0 E: 0 LOB: 0 K: 0 BB: 0 S: 5	R: 0 H: 0 E: 0 LOB: 0 K: 0 BB: 0 S: 5	R: 2 H: 4 E: 1 LOB: 0 K: 0 BB: 0 S: 11	R: 1 H: 1 E: 0 LOB: 0 K: 0 BB: 0 S: 5	R: 0 H: 0 E: 0 LOB: 0 K: 1 BB: 0 S: 9	R: 0 H: 0 E: 0 LOB: 0 K: 1 BB: 0 S: 10	R: 0 H: 1 E: 0 LOB: 1 K: 0 BB: 0 S: 11	R: 0 H: 0 E: 0 LOB: 0 K: 0 BB: 0 S: 5	R: 0 H: 0 E: 0 LOB: 0 K: 0 BB: 0 S: 5	1B: 4 2B: 1 3B: 0 HR: 1	SF: 0 SAC: 0 DP: 0 HBP: 0	WP: 0 PB: 0 SB: 0 CS: 1	PA: 29				
PITCHER	IP WLS BF H R ER SO BB IBB HBP BLK WP HR S P ERA WHIP	IP WLS BF H R ER SO BB IBB HBP BLK WP HR S P ERA WHIP	IP WLS BF H R ER SO BB IBB HBP BLK WP HR S P ERA WHIP	IP WLS BF H R ER SO BB IBB HBP BLK WP HR S P ERA WHIP	IP WLS BF H R ER SO BB IBB HBP BLK WP HR S P ERA WHIP	IP WLS BF H R ER SO BB IBB HBP BLK WP HR S P ERA WHIP	IP WLS BF H R ER SO BB IBB HBP BLK WP HR S P ERA WHIP	IP WLS BF H R ER SO BB IBB HBP BLK WP HR S P ERA WHIP	IP WLS BF H R ER SO BB IBB HBP BLK WP HR S P ERA WHIP								
Brian Anderson, L (1, 1) ERA: 3.98	7.0 L 25 6 3 3 2 0 0 0 0 0 0 56 81 3.86 0.857			1.0 S 3 0 0 0 0 0 0 0 0 0 5 10 0.00 0.000													
Aaron Small, R (8, 1) ERA: 6.25																	

Arizona Diamondbacks @ San Diego Padres
Qualcomm Stadium, San Diego, CA
Thu Jul 23 1998, 6:33 AM EDT
Att: 24,278 - Sunny - 76 F

livebaseballscores.com

AB 28
R 3
H 6
RBI 3
BB 0
SO 2
LOB 3



Batter	1	2	3	4	5	6	7	8	9	AB	R	H	RBI	BB	SO	LOB	TOP										
Craig Biggio, R OBP: 0.393, SLG: 0.495 (1, 4)	G6-3		1B		FC6-4		G4-3		G5-3	5	0	1	0	0	0	2	Houston Astros @ San Diego Padres Qualcomm Stadium, San Diego, CA Fri Jul 24 1998, 10:05 PM EDT Att: 31,047 - Cloudy - 72 F										
Ricky Gutierrez, R OBP: 0.370, SLG: 0.354 (1, 6)	G6-3		1B		BB		G6-3			3	0	1	0	1	0	0											
Derek Bell, R OBP: 0.365, SLG: 0.502 (1, 9)	F9		1B		K		K			4	0	0	0	0	3	5											
5 Jeff Bagwell, R OBP: 0.400, SLG: 0.520 (1, 3)		SF8	FC6-4		K				F8	4	1	1	0	0	1	5											
Moises Alou, R OBP: 0.378, SLG: 0.583 (1, 7)	SF8				G5-3				F9	3	1	1	1	0	0	0											
Carl Everett, S OBP: 0.396, SLG: 0.518 (1, 8)		K			P4				1B	4	0	1	0	0	2	1											
Sean Berry, R OBP: 0.372, SLG: 0.455 Mike Magnante, L OBP: 1.000, SLG: 1.000 (9, 1)		FC6-4			G3-1-3				P3	4	0	2	1	0	0	1											
Brad Ausmus, R OBP: 0.353, SLG: 0.349 (1, 2)		FC6-4				FC6-4			F7	3	0	0	0	1	1	2											
Pete Schourek, L OBP: 0.125, SLG: 0.188 Jay Powell, R (8, 1)					G4-3				F9	2	0	0	0	0	0	0											
Bill Spiers, L OBP: 0.365, SLG: 0.375 (9, 5)						SH			F9	1	0	0	0	0	0	0											
Inning Stats	R: 0 E: 0 K: 0 S: 7	H: 0 LOB: 0 BB: 0 P: 11	R: 1 E: 0 K: 1 S: 12	H: 2 LOB: 1 BB: 0 P: 19	R: 0 E: 0 K: 1 S: 11	H: 2 LOB: 2 BB: 0 P: 17	R: 0 E: 0 K: 0 S: 8	H: 0 LOB: 0 BB: 0 P: 12	R: 0 E: 0 K: 2 S: 10	H: 0 LOB: 3 BB: 2 P: 20	R: 1 E: 0 K: 2 S: 11	H: 2 LOB: 1 BB: 0 P: 14	R: 0 E: 0 K: 0 S: 6	H: 0 LOB: 0 BB: 0 P: 7	R: 0 E: 0 K: 0 S: 7	H: 1 LOB: 1 BB: 0 P: 14	R: 0 E: 0 K: 0 S: 5	H: 0 LOB: 0 BB: 0 P: 9	1B: 5 2B: 2 3B: 0 HR: 0	SF: 1 SAC: 1 DP: 0 HBP: 0	WP: 0 PB: 0 SB: 1 CS: 0	PA: 37					
PITCHER	IP	WLS	BF	H	R	ER	SO	BB	IBB	HBP	BLK	WP	HR	S	P	ERA	WHIP										
Sterling Hitchcock, L ERA: 4.37 (1, 1)	6.0	L	27	6	2	2	6	2	0	0	0	0	0	59	93	3.00	1.333										
Donnie Watt, R ERA: 2.62 (7, 1)	2.0		7	1	0	0	1	0	0	0	0	0	0	13	21	0.00	0.500										
Dan Miceli, R ERA: 3.56 (9, 1)	1.0		3	0	0	0	0	0	0	0	0	0	0	5	9	0.00	0.000										

Batter	1	2	3	4	5	6	7	8	9	AB	R	H	RBI	BB	SO	LOB	BOTTOM										
QuiVio Veras, S OBP: 0.392, SLG: 0.353 (1, 4)	F9		1B							3	0	1	0	0	1	0	Houston Astros @ San Diego Padres Qualcomm Stadium, San Diego, CA Fri Jul 24 1998, 10:05 PM EDT Att: 31,047 - Cloudy - 72 F										
Tony Gwynn, L OBP: 0.358, SLG: 0.454 Dan Miceli, R OBP: 1.000, SLG: 1.000 (9, 1)			F7						F7	4	0	2	0	0	0	2											
Ken Caminiti, S OBP: 0.369, SLG: 0.530 (1, 5)	G6-3				P3				F7	4	0	0	0	0	1	3											
Greg Vaughn, R OBP: 0.388, SLG: 0.677 (1, 7)	F7				F7				F9	4	0	0	0	0	0	1											
Wally Joyner, L OBP: 0.384, SLG: 0.469 (1, 3)		G5-3			K				G6-3	4	0	0	0	0	1	0											
Ruben Rivera, R OBP: 0.385, SLG: 0.523 (9, 9)		G6-3			K					4	1	1	1	0	1	0											
Carlos Hernandez, R OBP: 0.310, SLG: 0.364 (1, 2)		F8			K				HR	3	0	1	0	0	1	0											
Chris Gomez, R OBP: 0.324, SLG: 0.347 (1, 6)			G5-3		K				FC5-4	3	0	0	0	0	1	1											
Sterling Hitchcock, L ERA: 4.14 Andy Sheets, R OBP: 0.287, SLG: 0.348 Donnie Watt, R ERA: 2.62 Jim Leyritz, R OBP: 0.333, SLG: 0.537 Steve Finley, L OBP: 0.324, SLG: 0.425 (9, 8)			K						L9	1	0	0	0	0	1	0											
Inning Stats	R: 0 E: 0 K: 0 S: 7	H: 1 LOB: 1 BB: 0 P: 12	R: 0 E: 0 K: 0 S: 7	H: 0 LOB: 0 BB: 0 P: 13	R: 0 E: 0 K: 1 S: 9	H: 1 LOB: 0 BB: 0 P: 13	R: 0 E: 0 K: 1 S: 7	H: 0 LOB: 0 BB: 0 P: 10	R: 0 E: 0 K: 3 S: 10	H: 0 LOB: 0 BB: 0 P: 13	R: 0 E: 0 K: 1 S: 13	H: 1 LOB: 1 BB: 0 P: 19	R: 1 E: 0 K: 0 S: 12	H: 2 LOB: 1 BB: 0 P: 19	R: 0 E: 0 K: 1 S: 10	H: 0 LOB: 1 BB: 0 P: 17		R: 0 E: 0 K: 0 S: 5	H: 0 LOB: 0 BB: 0 P: 12	R: 0 E: 0 K: 0 S: 5	H: 0 LOB: 0 BB: 0 P: 12	1B: 3 2B: 1 3B: 0 HR: 1	SF: 0 SAC: 0 DP: 0 HBP: 1	WP: 0 PB: 0 SB: 1 CS: 0	PA: 33		
PITCHER	IP	WLS	BF	H	R	ER	SO	BB	IBB	HBP	BLK	WP	HR	S	P	ERA	WHIP										
Pete Schourek, L ERA: 4.14 (1, 1)	7.0	W	26	5	1	1	6	0	0	0	0	0	0	65	99	1.29	0.714										
Jay Powell, R ERA: 3.68 (8, 1)	1.0		4	0	0	0	1	0	0	1	0	0	0	10	17	0.00	0.000										
Mike Magnante, L ERA: 5.4 (9, 1)	1.0	S	3	0	0	0	0	0	0	0	0	0	0	5	12	0.00	0.000										

AB	33
R	2
H	7
RBI	2
BB	2
SO	7
LOB	17



Batter	1	2	3	4	5	6	7	8	9	AB	R	H	RBI	BB	SO	LOB	TOP											
Craig Biggio, R OBP: 0.391, SLG: 0.491 (1, 4)										5	1	1	0	0	0	3	Houston Astros @ San Diego Padres Qualcomm Stadium, San Diego, CA Sat Jul 25 1998, 6:33 AM EDT Att: 54,176 - Sunny - 76 F											
Ricky Gutierrez, R OBP: 0.370, SLG: 0.355 (1, 6)										5	0	2	1	0	2	1												
Derek Bell, R OBP: 0.363, SLG: 0.501 (1, 9)										5	1	1	1	0	0	3												
5 Jeff Bagwell, R OBP: 0.400, SLG: 0.516 (1, 3)										3	0	0	0	2	1	3												
Moises Alou, R OBP: 0.378, SLG: 0.578 (1, 7)										3	1	0	0	2	1	2												
Richard Hidalgo, R OBP: 0.311, SLG: 0.384 Carl Everett, S OBP: 0.398, SLG: 0.520 (7, PH) (7, 8)										3	0	1	0	0	0	1												
Tony Eusebio, R OBP: 0.336, SLG: 0.316 (1, 2)										4	1	2	0	0	0	4												
Tim Bogar, R OBP: 0.259, SLG: 0.257 Bill Spillers, L OBP: 0.363, SLG: 0.374 (8, PH) (8, 5)										2	0	1	2	0	0	0												
Shane Reynolds, R OBP: 0.326, SLG: 0.175 Trevor Miller, R OBP: 0.209, SLG: 1.000 Sean Berry, R OBP: 0.326, SLG: 0.457 C.J. Nitkowski, L OBP: 0.336, SLG: 0.220 35 Dave Clark, L OBP: 0.336, SLG: 0.220 Scott Elarton, R OBP: 0.336, SLG: 0.220 (1, 1) (4, 1) (6, PH) (6, 1) (8, PH) (8, 1)										2	1	1	0	0	1	1												
Inning Stats	R: 0 E: 0 K: 0 S: 6	H: 1 LOB: 0 BB: 0 P: 9	R: 0 E: 0 K: 0 S: 5	H: 1 LOB: 1 BB: 1 P: 13	R: 2 E: 2 K: 1 S: 10	H: 2 LOB: 1 BB: 0 P: 18	R: 1 E: 0 K: 1 S: 11	H: 2 LOB: 1 BB: 0 P: 20	R: 0 E: 0 K: 0 S: 7	H: 1 LOB: 2 BB: 0 P: 11	R: 1 E: 0 K: 1 S: 13	H: 2 LOB: 2 BB: 1 P: 22	R: 0 E: 0 K: 2 S: 11	H: 0 LOB: 0 BB: 1 P: 15	R: 0 E: 0 K: 2 S: 10	H: 0 LOB: 1 BB: 1 P: 22		1B: 9 2B: 2 3B: 0 HR: 0	SF: 1 SAC: 0 DP: 2 HBP: 0	WP: 0 PB: 0 SB: 1 CS: 0	PA: 41							
PITCHER	IP	WLS	BF	H	R	ER	SO	BB	IBB	HBP	BLK	WP	HR	S	P	ERA	WHIP											
24 Mark Langston, L ERA: 5.51 Jim Bruske, R ERA: 3.5 Scott Sanders, R ERA: 12.0 Dan Miceli, R ERA: 3.49 Trevor Hoffman, R ERA: 1.57	(1, 1)	5.2	W	26	8	4	2	2	2	0	0	0	0	0	44	83	3.18	1.765										
	(6, 1)	1.0		7	3	1	1	1	1	0	0	0	0	0	12	21	9.00	4.000										
	(7, 1)	0.1		1	0	0	0	0	0	0	0	0	0	0	3	5	0.00	0.000										
	(8, 1)	1.0		3	0	0	0	2	0	0	0	0	0	11	15	0.00	0.000											
	(9, 1)	1.0	S	4	0	0	0	2	1	0	0	0	0	10	22	0.00	1.000											


Batter	1	2	3	4	5	6	7	8	9	AB	R	H	RBI	BB	SO	LOB	BOTTOM											
QuiVivo Veras, S OBP: 0.392, SLG: 0.355 (1, 4)										4	1	1	0	1	0	1	Houston Astros @ San Diego Padres Qualcomm Stadium, San Diego, CA Sat Jul 25 1998, 6:33 AM EDT Att: 54,176 - Sunny - 76 F											
Tony Gwynn, L OBP: 0.359, SLG: 0.452 Trevor Hoffman, R ERA: 1.57 (1, 9) (9, 1)										4	1	1	0	1	0	2												
Ken Caminiti, S OBP: 0.370, SLG: 0.527 (1, 5)										4	2	1	0	1	1	2												
Greg Vaughn, R OBP: 0.386, SLG: 0.678 (1, 7)										5	2	1	1	0	2	4												
Wally Joyner, L OBP: 0.383, SLG: 0.468 (1, 3)										3	0	1	2	0	0	1												
Steve Finley, L OBP: 0.306, SLG: 0.409 (1, 8)										4	0	2	2	0	0	0												
Greg Myers, L OBP: 0.291, SLG: 0.350 Jim Leyritz, R OBP: 0.268, SLG: 0.534 Andy Sheets, R OBP: 0.209, SLG: 0.348 Dan Miceli, R OBP: 1.000, SLG: 1.000 Rubén Rivera, R OBP: 0.386, SLG: 0.523 (1, 2) (4, PH) (8, 2) (7, PH) (8, 1) (9, 1)										2	0	1	0	0	1	2												
Chris Gomez, R OBP: 0.323, SLG: 0.346 (1, 6)										4	0	1	0	0	1	1												
24 Mark Langston, R OBP: 0.182, SLG: 0.150 Jim Bruske, R ERA: 3.5 Scott Sanders, R ERA: 12.0 Carlos Hernandez, R OBP: 0.309, SLG: 0.383 (1, 1) (6, 1) (7, 1) (7, PH) (8, 2)										3	0	0	0	0	2	2												
Inning Stats	R: 2 E: 0 K: 2 S: 15	H: 3 LOB: 2 BB: 1 P: 27	R: 0 E: 0 K: 1 S: 11	H: 1 LOB: 2 BB: 1 P: 24	R: 1 E: 0 K: 1 S: 13	H: 3 LOB: 0 BB: 0 P: 21	R: 2 E: 1 K: 0 S: 16	H: 2 LOB: 2 BB: 1 P: 26	R: 0 E: 1 K: 1 S: 13	H: 0 LOB: 1 BB: 0 P: 19	R: 1 E: 1 K: 0 S: 7	H: 0 LOB: 0 BB: 0 P: 15	R: 0 E: 0 K: 1 S: 9	H: 0 LOB: 1 BB: 0 P: 15	R: 0 E: 0 K: 2 S: 8	H: 0 LOB: 0 BB: 0 P: 10		1B: 6 2B: 2 3B: 0 HR: 1	SF: 1 SAC: 0 DP: 0 HBP: 1	WP: 0 PB: 0 SB: 1 CS: 0	PA: 40							
PITCHER	IP	WLS	BF	H	R	ER	SO	BB	IBB	HBP	BLK	WP	HR	S	P	ERA	WHIP											
Shane Reynolds, R ERA: 3.63 Trevor Miller, L ERA: 2.45 C.J. Nitkowski, L ERA: 3.35 Scott Elarton, R ERA: 3.91	(1, 1)	3.2	L	23	8	5	3	4	3	0	0	0	0	0	19	26	0.00	0.750										
	(4, 1)	1.1		6	1	0	0	1	0	0	0	0	0	16	30	0.00	0.000											
	(6, 1)	2.0		8	0	1	0	1	0	0	1	0	0	8	10	0.00	0.000											
	(8, 1)	1.0		3	0	0	0	2	0	0	0	0	0	8	10	0.00	0.000											

Batter	1	2	3	4	5	6	7	8	9	10	AB	R	H	RBI	BB	SO	LOB	TOP						
Craig Biggio, R OBP: 0.393, SLG: 0.495 (1, 4)	1-1 1B G4-1 1B		2-2 F8		0-0 2B		0-1 G6-3		1-1 1B	FC6-4 1B	5	1	3	2	0	0	0							
Bill Spiers, L OBP: 0.361, SLG: 0.370 (1, 5)	3-2 SAFE G4-1 1B		1-3 K		0-3 K		2-2 F8		0-1 FC6-4 1B	1-2f	5	0	1	0	0	2	2							
Carl Everett, S OBP: 0.392, SLG: 0.511 (1, 8)	1-0 G4-1			1-0 G4-3	1-2 P6		3-1 F9		2-2 SAFE SAFE G1-3		5	0	0	1	0	0	3							
5 Jeff Bagwell, R OBP: 0.401, SLG: 0.515 (1, 3)	0-3 K			3-2 1B			2-1 F9				4	0	2	0	0	1	1							
Moises Alou, R OBP: 0.377, SLG: 0.582 (1, 7)	1-0 G5-3			0-3 K		1-1 P4			0-0 HR		4	1	1	1	0	1	3							
35 Dave Clark, L OBP: 0.238, SLG: 0.211 (9, 1)		1-1 G6-3		1-0 G4-3		1-3 SAFE SAFE K			1-3 K		4	0	0	0	0	2	2							
Doug Henry, R (9, 1)											0	0	0	0	0	0	0							
Mike Magnante, L OBP: 1.000, SLG: 1.000 (9, 1)											0	0	0	0	0	0	0							
Ricky Gutierrez, R OBP: 0.369, SLG: 0.353 (1, 6)		0-3 K				1-1 SH2-4 1B			0-1 G4-3		4	1	1	0	0	2	1							
Brad Ausmus, R OBP: 0.352, SLG: 0.347 (1, 2)		3-3 K				0-1 SAFE SAFE SH2-4 1B		1-3 K	2-3 K		4	1	1	0	0	3	0							
Mike Hampton, R OBP: 0.325, SLG: 0.306 (7, PH)						1-2 SH2-4 1B					1	0	0	0	0	1	0							
J.R. Phillips, R OBP: 0.309, SLG: 0.333 (7, 1)								0-2 G4-3			1	0	0	0	0	0	0							
Jay Powell, R (7, 1)											0	0	0	0	0	0	0							
Richard Hidalgo, R OBP: 0.308, SLG: 0.381 (9, 9)						1-2 2-3				1-1 G6-3	1	0	0	0	0	1	0							
Inning Stats	R: 1 E: 0 K: 1 S: 10	H: 2 LOB: 1 BB: 0 P: 16	R: 0 E: 0 K: 2 S: 10	H: 0 LOB: 0 BB: 0 P: 14	R: 0 E: 0 K: 2 S: 9	H: 0 LOB: 0 BB: 0 P: 12	R: 0 E: 0 K: 1 S: 9	H: 1 LOB: 1 BB: 0 P: 14	R: 2 E: 0 K: 1 S: 17	H: 3 LOB: 1 BB: 0 P: 20	R: 0 E: 0 K: 2 S: 10	H: 1 LOB: 1 BB: 0 P: 15	R: 0 E: 0 K: 1 S: 8	H: 0 LOB: 0 BB: 0 P: 9	R: 0 E: 0 K: 0 S: 7	H: 0 LOB: 0 BB: 0 P: 14	R: 1 E: 0 K: 2 S: 9	H: 1 LOB: 0 BB: 0 P: 12	R: 0 E: 0 K: 0 S: 9	H: 1 LOB: 1 BB: 0 P: 13	1B: 7 2B: 1 3B: 0 HR: 1	SF: 0 SAC: 1 DP: 0 HBP: 0	WP: 0 PB: 0 SB: 0 CS: 0	PA: 39
PITCHER	IP WLS BF H R ER SO	IP WLS BF H R ER SO	IP WLS BF H R ER SO	IP WLS BF H R ER SO	IP WLS BF H R ER SO	IP WLS BF H R ER SO	IP WLS BF H R ER SO	IP WLS BF H R ER SO	IP WLS BF H R ER SO	IP WLS BF H R ER SO	IP WLS BF H R ER SO	IP WLS BF H R ER SO	IP WLS BF H R ER SO	IP WLS BF H R ER SO	IP WLS BF H R ER SO	IP WLS BF H R ER SO	IP WLS BF H R ER SO	IP WLS BF H R ER SO	IP WLS BF H R ER SO	IP WLS BF H R ER SO	ERA WHIP	ERA WHIP		
Kevin Brown, R ERA: 2.61 (1, 1)	8.0	31	7	3	3	10	0	0	0	0	0	0	0	0	0	0	0	0	0	0	0	3.38	0.875	
Trevor Hoffman, R ERA: 1.72 (9, 1)	1.0	4	1	1	1	2	0	0	0	0	0	0	0	0	0	0	0	0	0	0	0	9.00	1.000	
Donne Walli, R ERA: 2.56 (10, 1)	1.0	W	4	1	0	0	0	0	0	0	0	0	0	0	0	0	0	0	0	0	0	0.00	1.000	

Houston Astros @ San Diego Padres
Qualcomm Stadium, San Diego, CA
Sun Jul 26 1998, 6:33 AM EDT
Att. 41,034 - Sunny - 75 F

livebaseballscorecards.com

AB 38
R 4
H 9
RBI 4
BB 0
SO 12
LOB 12




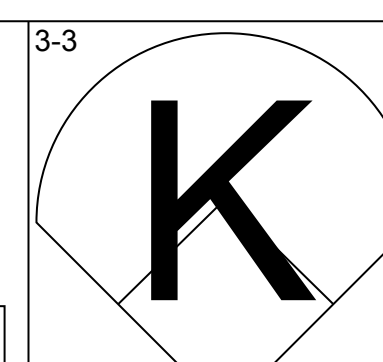
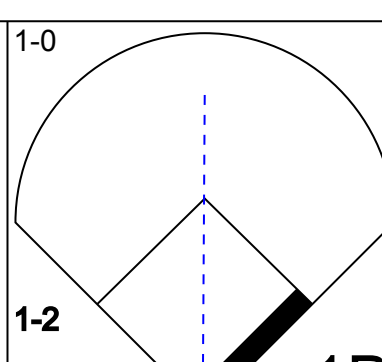

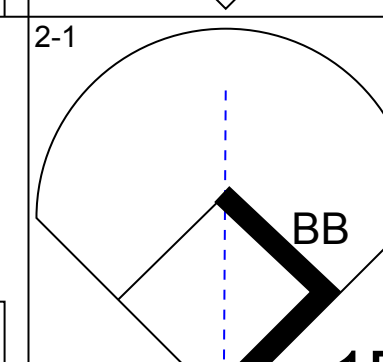
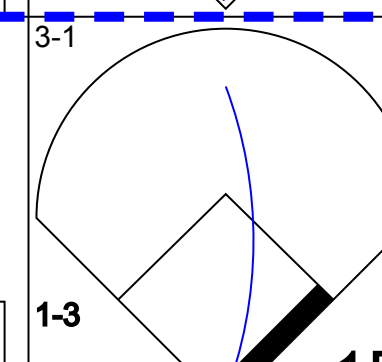
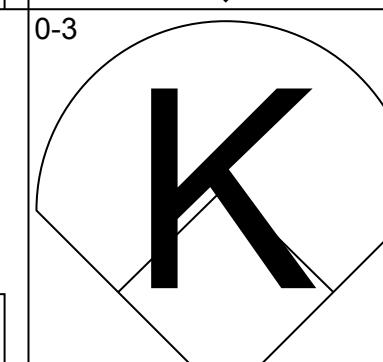
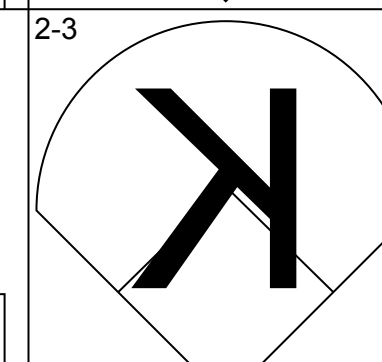
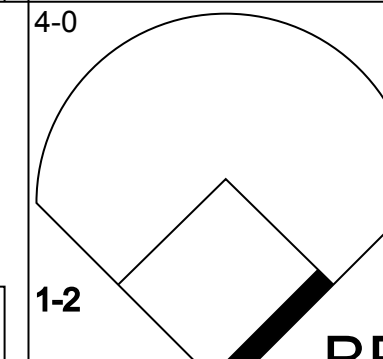
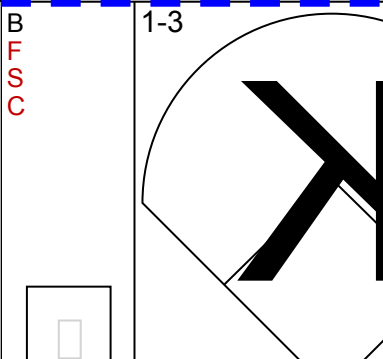
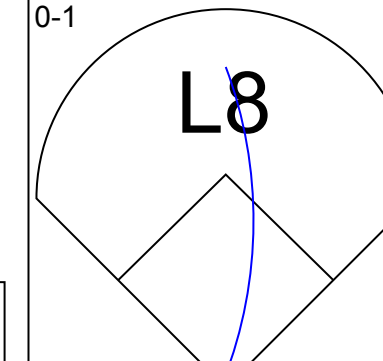
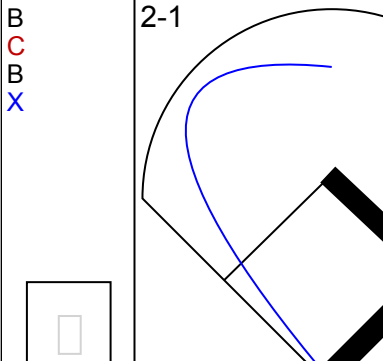
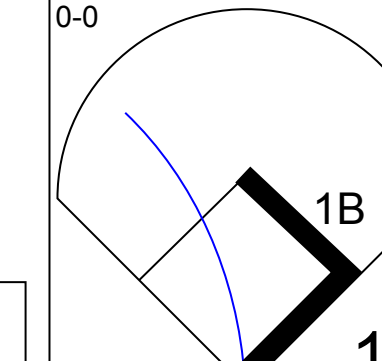

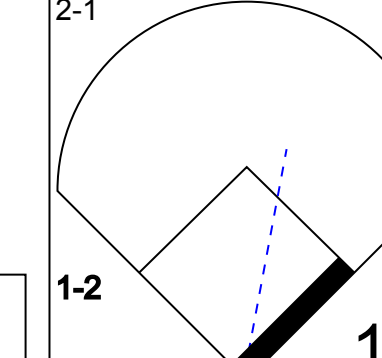
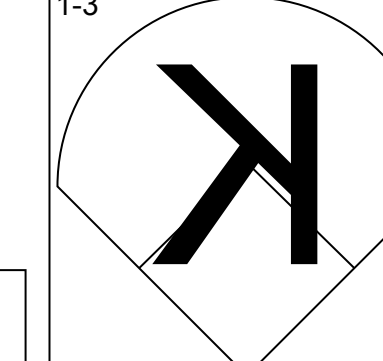
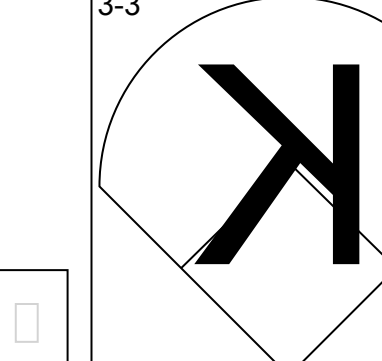
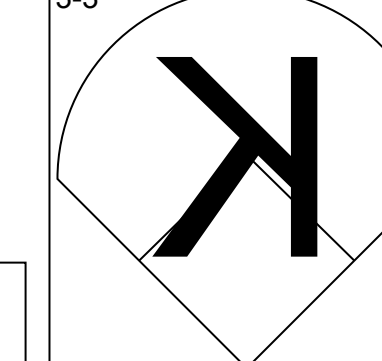

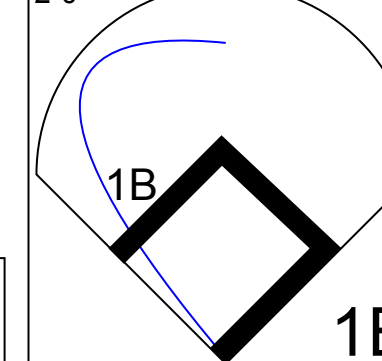
Batter	1	2	3	4	5	6	7	8	9	10	AB	R	H	RBI	BB	SO	LOB	BOTTOM					
Quilvio Veras, S OBP: 0.395, SLG: 0.360 (1, 4)	1-1 G4-3 G6-3 2B		2-1 FC6-4 1B		2-1 F9		0-0 F7		4-2 BB		4	1	2	0	1	0	0						
Steve Finley, L OBP: 0.305, SLG: 0.408 (1, 8)	1-2 G4-3		1-0 FC6-4 HR		0-0 E		1-1 G4-3		0-0 P4		5	2	1	0	0	0	4						
Ken Caminiti, S OBP: 0.371, SLG: 0.537 (9, 5)	1-1 G6-3		1-1 SAFE HR		2-0 E4		3-0 F7		2-3 K		4	1	2	3	0	0	0						
Ed Giovannola, L OBP: 0.342, SLG: 0.362 (9, 5)			1-1 HR		2-1 1B						1	0	0	0	0	1	2						
Greg Vaughn, R OBP: 0.354, SLG: 0.671 (1, 7)	3-2 G6-3		0-0 G5-3		0-0 F8			4-1 BB		2-2 G6-3	4	0	0	0	1	0	1						
Jim Leyritz, R OBP: 0.394, SLG: 0.671 (1, 7)		0-0 G5-3																					
Wally Joyner, L OBP: 0.381, SLG: 0.465 (8, 3)				1-1 G2-3	1-0 G4-3																		
Ruben Rivera, R OBP: 0.385, SLG: 0.522 (1, 9)		4-2 1B BB		3-2 F8		1-3 K																	
Carlos Hernandez, R OBP: 0.314, SLG: 0.384 (1, 2)		2-0 1B BB		0-0 F9		0-1 F9																	
Chris Gomez, R OBP: 0.328, SLG: 0.349 (1, 6)				1-2 G5-4-3 1B																			
Tony Gwynn, L OBP: 0.358, SLG: 0.451 (9, PH)					2-1 1B																		
Andy Sheets, R OBP: 0.297, SLG: 0.353 (10, 6)					1-2 1B																		
Kevin Brown, R OBP: 0.241, SLG: 0.231 (1, 1)				1-1 G1-3																			
Trevor Hoffman, R (9, 1)																							
Mark Sweeney, L OBP: 0.316, SLG: 0.283 (9, PH)																							
Donne Walli, R OBP: 0.333, SLG: 0.333 (10, 1)																							
Inning Stats	R: 1 E: 0 K: 0 S: 14	H: 1 LOB: 0 BB: 0 P: 20	R: 0 E: 0 K: 0 S: 8	H: 1 LOB: 1 BB: 1 P: 14	R: 2 E: 0 K: 0 S: 8	H: 2 LOB: 0 BB: 0 P: 13	R: 0 E: 0 K: 1 S: 11	H: 2 LOB: 2 BB: 0 P: 18	R: 1 E: 1 K: 0 S: 6	H: 2 LOB: 1 BB: 0 P: 11	R: 0 E: 0 K: 0 S: 4	H: 0 LOB: 0 BB: 0 P: 8	R: 0 E: 0 K: 3 S: 10	H: 0 LOB: 1 BB: 1 P: 21	R: 0 E: 0 K: 1 S: 13	H: 0 LOB: 2 BB: 2 P: 23	R: 1 E: 0 K: 0 S: 14	H: 2 LOB: 2 BB: 1 P: 25	1B: 7 2B: 3 3B: 0 HR: 1	SF: 0 SAC: 0 DP: 1 HBP: 0	WP: 0 PB: 0 SB: 0 CS: 0	PA: 44	
PITCHER	IP WLS BF H R ER SO	IP WLS BF H R ER SO	IP WLS BF H R ER SO	IP WLS BF H R ER SO	IP WLS BF H R ER SO	IP WLS BF H R ER SO	IP WLS BF H R ER SO	IP WLS BF H R ER SO	IP WLS BF H R ER SO	IP WLS BF H R ER SO	IP WLS BF H R ER SO	IP WLS BF H R ER SO	IP WLS BF H R ER SO	IP WLS BF H R ER SO	IP WLS BF H R ER SO	IP WLS BF H R ER SO	IP WLS BF H R ER SO	IP WLS BF H R ER SO	IP WLS BF H R ER SO	IP WLS BF H R ER SO	ERA WHIP	ERA WHIP	
Mike Hampton, L ERA: 3.7 (1, 1)	6.0	27	9	4	4	2	1	0	0	0	0	0	0	0	0	0	0	0	0	0	6.00	1.667	
Jay Powell, R ERA: 3.52 (7, 1)	2.0	7	0	0	0	3	1	0	0	0	0	0	0	0	0	0	0	0	0	0	0.00	0.500	
Doug Henry, R ERA: 2.74 (9, 1)	0.1	3	0	0	0	0	2	0	0	0	0	0	0	0	0	0	0	0	0	0	0.00	6.000	
Mike Magnante, L ERA: 5.45 (9, 1)	1.1	L	7	2	1	1	0	1	0	0	0	0	0	0	0	0	0	0	0	0	6.75	1.500	

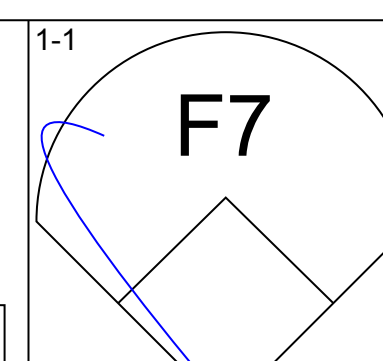
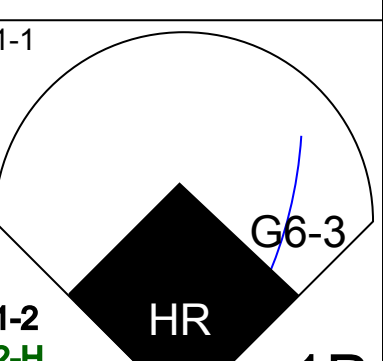
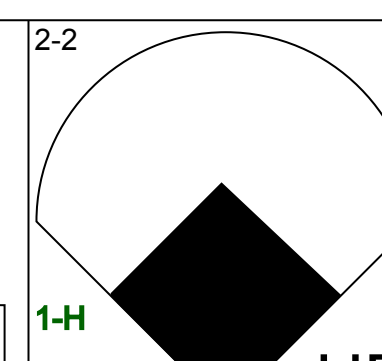

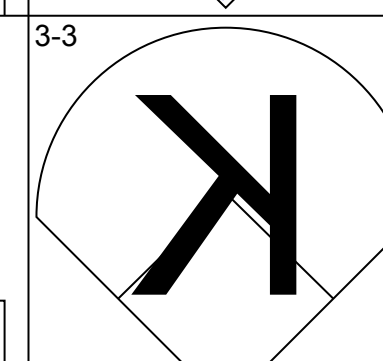
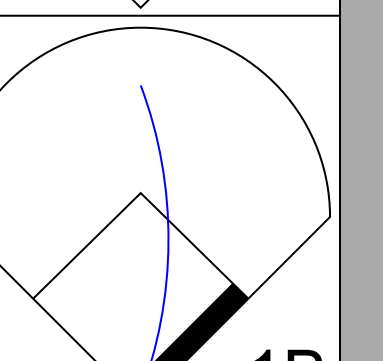
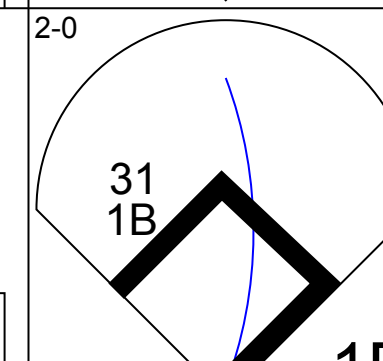
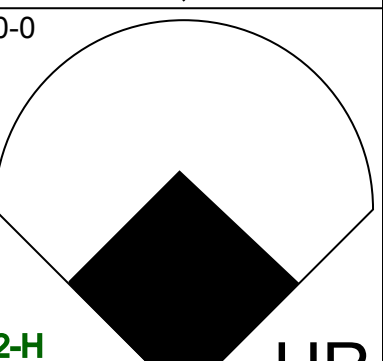
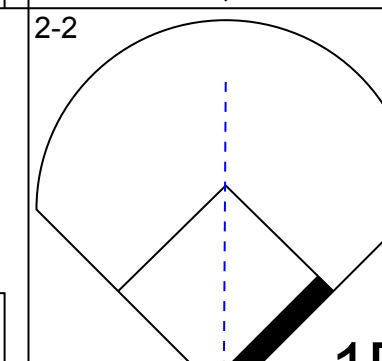
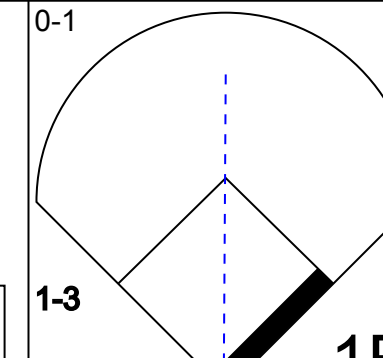
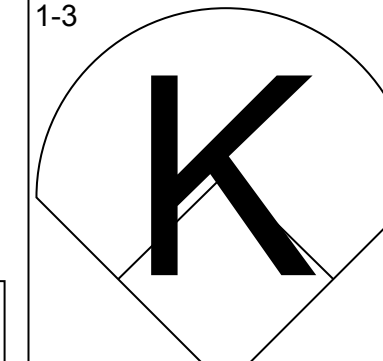
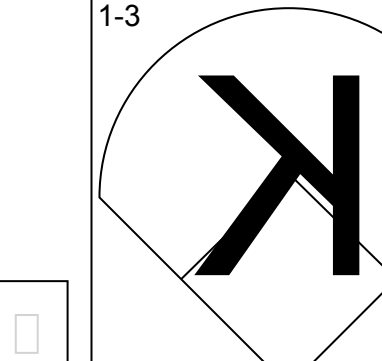
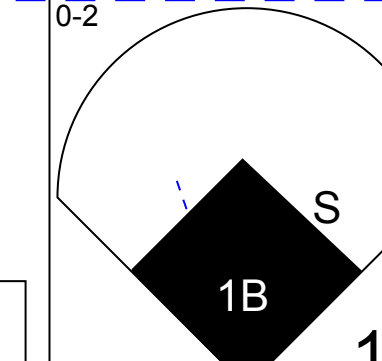
Houston Astros @ San Diego Padres
Qualcomm Stadium, San Diego, CA
Sun Jul 26 1998, 6:33 AM EDT
Att. 41,034 - Sunny - 75 F

livebaseballscorecards.com

AB 39
R 5
H 11
RBI 4
BB 5
SO 6
LOB 16



Batter	1	2	3	4	5	6	7	8	9	AB	R	H	RBI	BB	SO	LOB	TOP			
Quilvio Veras, S OBP: 0.393, SLG: 0.358			SH5-3 1-2		G6-3		L7			4	0	1	0	0	1	1	<p>San Diego Padres @ New York Mets Shea Stadium, Flushing, NY Tue Jul 28, 1998, 7:05 PM EDT Att: 21,005 - Unknown - 80 F</p> <p>livebaseballscorecards.com</p> <p>AB 36 R 3 H 10 RBI 3 BB 3 SO 13 LOB 19</p> 			
Tony Gwynn, L OBP: 0.381, SLG: 0.461			HR		G4-3				F8 2-3	5	1	3	2	0	0	2				
Ken Caminiti, S OBP: 0.367, SLG: 0.529 Andy Sheets, R OBP: 0.295, SLG: 0.351			K2-3		K				K	4	0	0	0	0	4	3				
Greg Vaughn, R OBP: 0.382, SLG: 0.664			K		K				P6	4	0	0	0	1	3	2				
Wally Joyner, L OBP: 0.385, SLG: 0.482				HR						4	1	3	1	0	0	2				
Steve Finley, L OBP: 0.304, SLG: 0.407		F8		G3		G1-3				4	0	1	0	0	0	1				
Carlos Hernandez, R OBP: 0.310, SLG: 0.390 Greg Myers, L OBP: 0.288, SLG: 0.353						G5-3		F7		3	0	0	0	0	2	1				
Chris Gomez, R OBP: 0.327, SLG: 0.348 Ed Giovannola, L OBP: 0.332, SLG: 0.355		G5-3					F7			1	0	0	0	1	0	0				
Andy Ashby, R OBP: 0.151, SLG: 0.137 Mark Sweeney, L OBP: 0.322, SLG: 0.290 Jim Bruske, R OBP: 0.318, SLG: 0.335			SH5-3 HR BB						F8 1B	1	1	0	0	1	1	1				
Brian Boehringer, S OBP: 0.397, SLG: 0.527										1	0	0	0	0	0	0				
Inning Stats	R: 0 E: 0 K: 2 S: 10	H: 1 LOB: 2 BB: 1 P: 19	R: 0 E: 0 K: 1 S: 11	H: 0 LOB: 0 BB: 0 P: 16	R: 2 E: 0 K: 2 S: 10	H: 1 LOB: 1 BB: 1 P: 20	R: 1 E: 0 K: 2 S: 16	H: 1 LOB: 1 BB: 1 P: 25	R: 0 E: 0 K: 1 S: 8	H: 1 LOB: 1 BB: 0 P: 10	R: 0 E: 0 K: 1 S: 11	H: 2 LOB: 2 BB: 0 P: 20	R: 0 E: 0 K: 1 S: 12	H: 2 LOB: 2 BB: 0 P: 18	R: 0 E: 0 K: 2 S: 9	H: 2 LOB: 2 BB: 0 P: 12	1B: 7 2B: 1 3B: 0 HR: 2	SF: 0 SAC: 1 DP: 0 HBP: 0	WP: 0 PB: 0 SB: 0 CS: 0	PA: 40
PITCHER	IP WLS BF H R ER SO BB IBB HBP BLK WP HR S P ERA WHIP																			
Hideo Nomo, R ERA: 4.35	(1, 1) 5.0 W 21 3 3 3 8 3 0 0 0 0 0 2 55 90 5.40 1.200																			
Bill Pulsipher, L ERA: 7.24	(6, 1) 0.2 3 1 0 0 1 0 0 0 0 0 0 0 9 15 0.00 1.500																			
Turk Wendell, R ERA: 3.35	(6, 1) 1.0 4 1 0 0 0 0 0 0 0 0 0 0 7 12 0.00 1.000																			
Dennis Cook, L ERA: 1.8	(7, 1) 0.2 5 3 0 0 1 0 0 0 0 0 0 0 13 22 0.00 4.500																			
Greg McMichael, R ERA: 3.83	(8, 1) 1.2 S 7 2 0 0 3 0 0 0 0 0 0 0 14 20 0.00 1.200																			

Batter	1	2	3	4	5	6	7	8	9	AB	R	H	RBI	BB	SO	LOB	BOTTOM			
Brian McRae, S OBP: 0.361, SLG: 0.494			G6-3							4	2	2	3	0	0	0	<p>San Diego Padres @ New York Mets Shea Stadium, Flushing, NY Tue Jul 28, 1998, 7:05 PM EDT Att: 21,005 - Unknown - 80 F</p> <p>livebaseballscorecards.com</p> <p>AB 35 R 7 H 11 RBI 7 BB 1 SO 3 LOB 11</p> 			
Eduardo Alfonzo, R OBP: 0.349, SLG: 0.377					G6-3		F8			4	0	1	0	0	1	2				
John Olerud, L OBP: 0.442, SLG: 0.533			F8							4	1	3	3	0	0	1				
31 Mike Piazza, R OBP: 0.369, SLG: 0.504				G6-3	G5-3		G4-3			4	0	1	0	0	0	1				
Todd Hundley, S OBP: 0.245, SLG: 0.208 Lenny Harris, L OBP: 0.318, SLG: 0.335							F7			3	0	0	0	0	2	2				
Carlos Baerga, S OBP: 0.301, SLG: 0.380		E8		G3-1		F7		P2		4	0	0	0	0	0	1				
Butch Huskey, R OBP: 0.306, SLG: 0.404		G5-4-3				F8	G5-3	F8		4	0	0	0	0	0	2				
Luis Lopez, S OBP: 0.339, SLG: 0.360		G6-3								4	2	3	1	0	0	0				
Hideo Nomo, R ERA: 5.38, SLG: 0.250 Bernard Gilroy, R ERA: 2.65 Bill Pulsipher, L ERA: 3.91 Turk Wendell, L ERA: 3.91 Dennis Cook, L ERA: 6.4			F7		G6-3 HR BB		P6	L9		1	0	0	0	0	0	0				
Inning Stats	R: 0 E: 0 K: 2 S: 12	H: 2 LOB: 2 BB: 0 P: 19	R: 0 E: 1 K: 0 S: 6	H: 0 LOB: 0 BB: 0 P: 6	R: 0 E: 0 K: 0 S: 7	H: 1 LOB: 1 BB: 0 P: 12	R: 0 E: 0 K: 1 S: 7	H: 0 LOB: 0 BB: 0 P: 8	R: 4 E: 0 K: 0 S: 11	H: 3 LOB: 0 BB: 1 P: 20	R: 0 E: 0 K: 0 S: 5	H: 0 LOB: 0 BB: 0 P: 6	R: 2 E: 0 K: 0 S: 18	H: 3 LOB: 1 BB: 0 P: 26	R: 1 E: 0 K: 0 S: 18	H: 2 LOB: 1 BB: 0 P: 24		1B: 8 2B: 1 3B: 0 HR: 2	SF: 0 SAC: 0 DP: 1 HBP: 0	WP: 0 PB: 0 SB: 1 CS: 0
PITCHER	IP WLS BF H R ER SO BB IBB HBP BLK WP HR S P ERA WHIP																			
Andy Ashby, R ERA: 2.65	(1, 1) 6.0 L 25 6 4 4 3 1 0 0 0 0 0 1 48 71 6.00 1.167																			
Jim Bruske, R ERA: 3.91	(7, 1) 1.0 6 3 2 2 0 0 0 0 0 0 0 1 18 26 18.00 3.000																			
Brian Boehringer, R ERA: 6.4	(8, 1) 1.0 5 2 1 1 0 0 0 0 0 0 0 0 18 24 9.00 2.000																			

Batter	1	2	3	4	5	6	7	8	9	AB	R	H	RBI	BB	SO	LOB	TOP					
Quilvio Veras, S OBP: 0.389, SLG: 0.353	P5		K		P2		K	K		5	0	0	0	0	3	1	San Diego Padres @ New York Mets Shea Stadium, Flushing, NY Wed Jul 29 1998, 7:05 PM EDT Att: 23,694 - Cloudy - 87 F					
Tony Gwynn, L OBP: 0.366, SLG: 0.475	G6-3		HBP		2B		BB	1B		5	1	4	0	0	0	0						
Greg Vaughn, R OBP: 0.384, SLG: 0.665	2B		HBP		BB		BB	BB		4	1	2	1	1	2	2						
Jim Leyritz, R OBP: 0.404, SLG: 0.533	G1-3		HBP				HR	2B		2	1	1	0	1	0	1						
Ed Giovannola, L OBP: 0.333, SLG: 0.352			2-3		HBP		1-2	2-3	BB	1	1	0	0	0	0	0						
Wally Joyner, L OBP: 0.391, SLG: 0.495		G4-3	1B		P6		2B	BB		4	1	3	3	1	0	3						
Ruben Rivera, R OBP: 0.384, SLG: 0.511							2H	HR		2	0	0	0	1	2	0						
Steve Finley, L OBP: 0.303, SLG: 0.405	G4-3				K		K	P4		2	0	0	0	0	4	0						
Carlos Hernandez, R OBP: 0.307, SLG: 0.376	G4-3				L6		G6-3			3	0	0	0	0	0	2						
Greg Myers, L OBP: 0.292, SLG: 0.365	1-2						1-3	2H	3H	2	0	1	2	0	0	2						
Chris Gomez, R OBP: 0.325, SLG: 0.344					G6-3		P5	F9		3	0	0	0	0	1	1						
Scott Sanders, R										0	0	0	0	0	0	0						
Mark Sweeney, L OBP: 0.319, SLG: 0.287										1	0	0	0	0	0	2						
Donne Wall, R OBP: 0.333, SLG: 0.333										0	0	0	0	0	0	0						
Joey Hamilton, R OBP: 0.180, SLG: 0.265					K					2	0	0	0	0	2	0						
Andy Sheets, R OBP: 0.298, SLG: 0.353								G6-3		2	1	1	0	0	0	0						
Inning Stats	R: 0 E: 0 K: 0 S: 8	H: 1 LOB: 1 BB: 0 P: 12	R: 0 E: 0 K: 1 S: 7	H: 1 LOB: 1 BB: 1 P: 12	R: 0 E: 0 K: 2 S: 13	H: 1 LOB: 3 BB: 1 P: 23	R: 0 E: 0 K: 1 S: 7	H: 0 LOB: 0 BB: 0 P: 12	R: 0 E: 0 K: 2 S: 16	H: 1 LOB: 1 BB: 0 P: 23	R: 2 E: 0 K: 1 S: 10	H: 2 LOB: 2 BB: 0 P: 15	R: 4 E: 0 K: 1 S: 19	H: 4 LOB: 2 BB: 2 P: 37	R: 0 E: 0 K: 2 S: 10	H: 1 LOB: 1 BB: 0 P: 15	R: 0 E: 1 K: 0 S: 12	H: 1 LOB: 1 BB: 0 P: 17	1B: 5 2B: 6 3B: 0 HR: 1	SF: 0 SAC: 0 DP: 2 HBP: 1	WP: 0 PB: 0 SB: 0 CS: 0	PA: 43
PITCHER	IP WLS BF H R ER SO BB IBB HBP BLK WP HR S P ERA WHIP																					
Al Leiter, L ERA: 2.16	(1, 1) 6.1 29 8 4 4 8 2 0 1 0 0 0 0 1 69 110 5.68 1.579																					
Greg McMichael, R ERA: 4.21	(7, 1) 0.0 2 1 0 0 0 1 0 0 0 0 0 0 0 2 7 ∞ ∞																					
Mel Rojas, R ERA: 4.46	(7, 1) 0.2 W 4 1 2 2 0 1 0 0 0 0 0 0 0 9 17 27.00 3.000																					
Bill Pulsipher, L ERA: 6.91	(8, 1) 0.2 3 1 0 0 1 0 0 0 0 0 0 0 0 7 9 0.00 1.500																					
John Franco, L ERA: 3.79	(8, 1) 1.1 S 5 1 0 0 1 0 0 0 0 0 0 0 0 15 23 0.00 0.750																					

AB	38
R	6
H	12
RBI	6
BB	4
SO	10
LOB	18



Batter	1	2	3	4	5	6	7	8	9	AB	R	H	RBI	BB	SO	LOB	BOTTOM			
Brian McRae, S OBP: 0.366, SLG: 0.504	G3		F7		G6-4-3	S		CS		5	2	4	1	0	0	1	San Diego Padres @ New York Mets Shea Stadium, Flushing, NY Wed Jul 29 1998, 7:05 PM EDT Att: 23,694 - Cloudy - 87 F			
Edgardo Alfonzo, R OBP: 0.347, SLG: 0.373	G3		P4		G6-4-3	1B		F8		4	0	0	0	1	0	4				
John Olerud, L OBP: 0.442, SLG: 0.537	SF8		FC1-6		1B			CS		3	1	2	2	0	0	1				
31 Mike Piazza, R OBP: 0.373, SLG: 0.514	1B				HR					3	1	2	1	1	0	2				
Todd Hundley, S OBP: 0.250, SLG: 0.216	F8				P5			G3-1		3	0	1	1	0	0	1				
Lenny Harris, L OBP: 0.317, SLG: 0.333										1	0	0	0	0	0	0				
Carlos Baerga, S OBP: 0.303, SLG: 0.384			K		G4-3					4	2	2	0	0	1	0				
Bernard Gilkey, R OBP: 0.321, SLG: 0.335	L5									4	0	2	0	0	0	1				
Luis Lopez, S OBP: 0.342, SLG: 0.362			K							2	1	1	2	1	1	0				
Al Leiter, L OBP: 0.231, SLG: 0.147										1	0	0	0	1	1	2				
Greg McMichael, R ERA: 4.8	(7, 1) 0.1 3 1 0 0 0 1 0 0 0 0 0 0 4 8 0.00 6.000																			
Mel Rojas, R ERA: 11.78	(7, 1) 2.0 L 7 3 1 1 1 0 0 0 0 0 0 0 0 17 24 4.50 1.500																			
Bill Pulsipher, L ERA: 2.64	(8, 1) 0.0 0 0 0 0 0 0 0 0 0 0 0 0 0 0 0 0 0																			
John Franco, L ERA: 3.79	(8, 1) 1.0 0 0 0 0 0 0 0 0 0 0 0 0 0 0 0 0 0																			
Inning Stats	R: 1 E: 0 K: 0 S: 10	H: 2 LOB: 1 BB: 0 P: 17	R: 0 E: 0 K: 2 S: 8	H: 0 LOB: 0 BB: 0 P: 12	R: 0 E: 0 K: 0 S: 7	H: 0 LOB: 1 BB: 1 P: 12	R: 1 E: 0 K: 1 S: 17	H: 2 LOB: 2 BB: 1 P: 25	R: 1 E: 0 K: 0 S: 7	H: 3 LOB: 2 BB: 1 P: 17	R: 3 E: 0 K: 0 S: 9	H: 4 LOB: 2 BB: 1 P: 13	R: 1 E: 0 K: 0 S: 8	H: 2 LOB: 0 BB: 0 P: 12	R: 0 E: 0 K: 1 S: 9	H: 1 LOB: 0 BB: 0 P: 12	1B: 9 2B: 5 3B: 0 HR: 1	SF: 2 SAC: 1 DP: 2 HBP: 0	WP: 0 PB: 0 SB: 1 CS: 1	PA: 39
PITCHER	IP WLS BF H R ER SO BB IBB HBP BLK WP HR S P ERA WHIP																			
Joey Hamilton, R ERA: 4.8	(1, 1) 0.1 3 1 0 0 0 1 0 0 0 0 0 0 0 4 8 0.00 6.000																			
Scott Sanders, R ERA: 11.78	(6, 1) 0.1 3 1 0 0 0 1 0 0 0 0 0 0 0 4 8 0.00 6.000																			
Donne Wall, R ERA: 2.64	(7, 1) 2.0 L 7 3 1 1 1 0 0 0 0 0 0 0 0 17 24 4.50 1.500																			


AB	31
R	7
H	14
RBI	7
BB	4
SO	4
LOB	12



Batter	1	2	3	4	5	6	7	8	9	10	AB	R	H	RBI	BB	SO	LOB	TOP								
Quilvio Veras, S OBP: 0.386, SLG: 0.351 (1, 4)	G6-3		G4-6-3 2H 1B			K		K		F8	5	0	1	1	0	2	2									
Tony Gwynn, L OBP: 0.368, SLG: 0.478 Ruben Rivera, R OBP: 0.384, SLG: 0.511 (1, 9) (10, 9)	2B		G4-6-3 1-2			1B			L9		4	0	2	0	0	0	1									
Greg Vaughn, R OBP: 0.361, SLG: 0.658 (1, 7)	K			K		F8			P4		4	0	0	0	0	2	2									
Wally Joyner, L OBP: 0.386, SLG: 0.489 (1, 3)	F7			K					F7		4	0	0	0	0	1	1									
Steve Finley, L OBP: 0.300, SLG: 0.401 (1, 8)		P5		K					P6		4	0	0	0	0	1	0									
Jim Leyritz, R OBP: 0.405, SLG: 0.529 Andy Sheets, R OBP: 0.298, SLG: 0.353 (1, 2) (10, PR) (10, 5)		G1-3				K			1B		3	0	1	0	0	1	0									
Ed Giovanola, L OBP: 0.325, SLG: 0.342 Ken Caminiti, S OBP: 0.366, SLG: 0.527 Trevor Hoffman, R (1, 5) (10, PH) (10, 1)		P6				K				P3	3	0	0	0	0	2	1									
Chris Gomez, R OBP: 0.329, SLG: 0.353 (1, 6)			1B 2B			L7				1B 2B	4	2	3	0	0	0	0									
Sterling Hitchcock, L OBP: 0.167, SLG: 0.167 Dan Miceli, R OBP: 1.000, SLG: 1.000 Carlos Hernandez, R OBP: 0.310, SLG: 0.352 (1, 1) (9, 1) (10, PH) (10, 2)			G5-3			G1-3				1B 2B	3	0	0	0	0	1	2									
Inning Stats	R: 0 E: 0 K: 1 S: 12	H: 1 LOB: 1 BB: 0 P: 15	R: 0 E: 0 K: 0 S: 7	H: 0 LOB: 0 BB: 0 P: 8	R: 1 E: 0 K: 0 S: 12	H: 2 LOB: 0 BB: 0 P: 17	R: 0 E: 0 K: 3 S: 11	H: 0 LOB: 0 BB: 0 P: 16	R: 0 E: 0 K: 2 S: 9	H: 0 LOB: 0 BB: 0 P: 15	R: 0 E: 0 K: 1 S: 8	H: 1 LOB: 1 BB: 0 P: 14	R: 0 E: 0 K: 2 S: 11	H: 1 LOB: 1 BB: 0 P: 19	R: 0 E: 0 K: 2 S: 10	H: 1 LOB: 0 BB: 0 P: 13	R: 0 E: 0 K: 0 S: 8	H: 0 LOB: 0 BB: 0 P: 11	R: 0 E: 0 K: 0 S: 17	H: 2 LOB: 2 BB: 0 P: 30	1B: 5 2B: 3 3B: 0 HR: 0	SF: 0 SAC: 0 DP: 1 HBP: 1	WP: 0 PB: 0 SB: 0 CS: 1	PA: 37		
PITCHER	IP	WLS	BF	H	R	ER	SO	BB	IBB	HBP	BLK	WP	HR	S	P	ERA	WHIP									
Bobby Jones, R ERA: 3.74 Dennis Cook, L ERA: 2.15 (1, 1) (10, 1)	9.0	L	31	6	2	2	10	0	0	0	0	0	0	0	17	30	18.00	2.000								

San Diego Padres @ New York Mets
Shea Stadium, Flushing, NY
Thu Jul 30 1998, 7:05 PM EDT
Att: 22,882 - Cloudy - 81 F

AB	36
R	3
H	8
RBI	3
BB	0
SO	10
LOB	10



Batter	1	2	3	4	5	6	7	8	9	10	AB	R	H	RBI	BB	SO	LOB	BOTTOM								
Brian McRae, S OBP: 0.363, SLG: 0.499 (1, 8)	K		G4-3			P5				L7	4	0	0	0	0	1	1									
Edgardo Alfonzo, R OBP: 0.343, SLG: 0.368 (1, 5)	K		G6-3			L8				P4	4	0	0	0	0	1	0									
John Olerud, L OBP: 0.441, SLG: 0.534 (1, 3)	G4-3					F8				1B	4	0	1	0	0	0	0									
31 Mike Piazza, R OBP: 0.371, SLG: 0.519 (1, 2)		HR				G6-3				K	4	1	1	1	0	1	1									
Butch Huskey, R OBP: 0.306, SLG: 0.405 Rey Ordenez, R OBP: 0.285, SLG: 0.301 (1, 9) (10, 6)		F9				2B				K2-3	4	0	1	0	0	2	1									
Bernard Gilkey, R OBP: 0.317, SLG: 0.330 (1, 7)		G5-3				K				F8	4	0	0	0	0	1	2									
Carlos Baerga, S OBP: 0.305, SLG: 0.385 (1, 4)						P5				1B	4	0	2	0	0	0	0									
Luis Lopez, S OBP: 0.342, SLG: 0.358 Lenny Harris, L OBP: 0.315, SLG: 0.331 (1, 6) (10, 9)		F8				SH5-4 HBP				K	2	0	0	0	0	0	0									
Bobby Jones, R OBP: 0.226, SLG: 0.226 Dennis Cook, L OBP: 0.389, SLG: 0.364 (1, 1) (10, PH) (10, 1)		F9				SH5-4				F9	2	0	0	0	0	0	0									
Inning Stats	R: 0 E: 0 K: 2 S: 8	H: 0 LOB: 0 BB: 0 P: 12	R: 1 E: 0 K: 0 S: 9	H: 2 LOB: 1 BB: 0 P: 13	R: 0 E: 0 K: 0 S: 6	H: 0 LOB: 0 BB: 0 P: 8	R: 0 E: 0 K: 1 S: 7	H: 1 LOB: 1 BB: 0 P: 10	R: 0 E: 0 K: 0 S: 4	H: 0 LOB: 0 BB: 0 P: 6	R: 0 E: 0 K: 2 S: 9	H: 0 LOB: 1 BB: 0 P: 14	R: 0 E: 0 K: 0 S: 7	H: 1 LOB: 0 BB: 0 P: 11	R: 0 E: 0 K: 2 S: 10	H: 1 LOB: 1 BB: 0 P: 14	R: 0 E: 0 K: 1 S: 10	H: 0 LOB: 0 BB: 0 P: 15	1B: 3 2B: 1 3B: 0 HR: 1	SF: 0 SAC: 1 DP: 0 HBP: 1	WP: 0 PB: 0 SB: 0 CS: 0	PA: 36				
PITCHER	IP	WLS	BF	H	R	ER	SO	BB	IBB	HBP	BLK	WP	HR	S	P	ERA	WHIP									
Sterling Hitchcock, L ERA: 4.14 Dan Miceli, R ERA: 3.42 Trevor Hoffman, R ERA: 1.69 (1, 1) (9, 1) (10, 1)	8.0	W	30	5	1	1	5	0	0	0	0	0	0	0	8	9	0.00	0.000								
Trevor Hoffman, R ERA: 1.69 (10, 1)	1.0	S	3	0	0	0	1	0	0	0	0	0	0	10	15	0.00	0.000									

San Diego Padres @ New York Mets
Shea Stadium, Flushing, NY
Thu Jul 30 1998, 7:05 PM EDT
Att: 22,882 - Cloudy - 81 F

AB	34
R	1
H	5
RBI	1
BB	0
SO	8
LOB	7



Batter	1	2	3	4	5	6	7	8	9	AB	R	H	RBI	BB	SO	LOB	TOP							
Quilvio Veras, S OBP: 0.382, SLG: 0.346 (1, 4)	G3		G3		F9		F9		K	5	0	0	0	0	1	0								
Tony Gwynn, L OBP: 0.388, SLG: 0.479 Ruben Rivera, R OBP: 0.384, SLG: 0.511 (9, FR) (9, 9)	HR		P8		L8		E3		2B	5	1	2	0	0	0	0								
Ken Caminiti, S OBP: 0.366, SLG: 0.535 (1, 5)	HR				K		L1-3		F7	5	1	2	2	0	1	2								
Greg Vaughn, R OBP: 0.382, SLG: 0.663 (1, 7)	HR		G6-3				L4		IBB	3	1	1	1	1	0	1								
Wally Joyner, L OBP: 0.388, SLG: 0.487 (1, 3)	G5-3				FC5-4		L6			3	1	1	0	1	0	2								
Steve Finley, L OBP: 0.297, SLG: 0.397 (1, 8)	G4-3				FC5-4		G4-3		F8	4	1	0	0	0	0	2								
Carlos Hernandez, R OBP: 0.312, SLG: 0.387 (1, 2)			G6-3		CS		2B		K	4	0	2	2	0	1	0								
Chris Gomez, R OBP: 0.331, SLG: 0.351 (1, 6)			F8		FC5-4		IBB		P6	2	0	0	0	2	0	0								
Kevin Brown, R OBP: 0.228, SLG: 0.218 Dan Miceli, R OBP: 1.000, SLG: 1.000 Mark Sweeney, L OBP: 0.317, SLG: 0.284 Trevor Hoffman, R (9, PH) (9, 1)	K				FC5-4		F7		K	3	0	0	0	0	1	3								
Inning Stats	R: 3 E: 0 K: 0 S: 15	H: 3 LOB: 0 BB: 0 P: 22	R: 0 E: 0 K: 1 S: 8	H: 0 LOB: 0 BB: 0 P: 10	R: 0 E: 0 K: 0 S: 9	H: 1 LOB: 1 BB: 2 P: 16	R: 1 E: 0 K: 0 S: 9	H: 1 LOB: 1 BB: 2 P: 20	R: 0 E: 0 K: 1 S: 7	H: 0 LOB: 0 BB: 1 P: 8	R: 1 E: 0 K: 0 S: 12	H: 2 LOB: 2 BB: 1 P: 24	R: 0 E: 1 K: 0 S: 6	H: 0 LOB: 0 BB: 1 P: 12	R: 0 E: 0 K: 1 S: 8	H: 0 LOB: 0 BB: 0 P: 13	R: 0 E: 0 K: 2 S: 11	H: 1 LOB: 1 BB: 0 P: 16	1B: 4 2B: 2 3B: 0 HR: 2	SF: 0 SAC: 0 DP: 0 HBP: 0	WP: 0 PB: 0 SB: 1 CS: 1	PA: 39		
PITCHER	IP	WLS	BF	H	R	ER	SO	BB	IBB	HBP	BLK	WP	HR	S	P	ERA	WHIP							
Carl Pavano, R ERA: 4.95 Steve Kline, L ERA: 3.15 Mike Maddux, R ERA: 4.4	(1, 1) (7, 1) (8, 1)	6.0 1.0 2.0	27 5 7	7 0 1	5 0 0	5 0 0	2 0 3	2 0 0	1 0 0	0 0 0	0 0 0	0 0 0	2 6 19	60 6 29	100 12 29	7.50 0.00 0.00	1.500 0.000 0.500							

San Diego Padres @ Montreal Expos
Olympic Stadium, Montreal, QB
Fri Jul 31 1998, 7:05 PM EDT
Att: 10,340 - Unknown - 74 F

livebaseballscorecards.com

AB 35
R 5
H 8
RBI 5
BB 4
SO 5
LOB 10



Batter	1	2	3	4	5	6	7	8	9	AB	R	H	RBI	BB	SO	LOB	BOTTOM							
Terry Jones, S OBP: 0.277, SLG: 0.341 (1, 8)	WP		F8		FC1-6		SH		B1	4	1	2	0	0	0	1								
F.P. Santangelo, S OBP: 0.346, SLG: 0.323 Ryan McGuire, L OBP: 0.328, SLG: 0.295 (9, 7) (9, 7)	2B				FC1-6		SH1-4		2B	1	2	0	0	0	0	1								
Mark Grudzielanek, R OBP: 0.323, SLG: 0.379 Mike Mordecai, R OBP: 0.244, SLG: 0.250 (2, 6) (2, 6)	K				K		FC5-2		BB	3	1	1	0	1	1	3								
Vladimir Guerrero, R OBP: 0.369, SLG: 0.587 (1, 9)							K		P4	5	0	3	3	0	1	5								
Brad Fullmer, L OBP: 0.325, SLG: 0.459 (1, 3)	G4-3		G3		G1-3		G6-3		K	5	0	0	1	0	1	6								
Chris Widger, R OBP: 0.275, SLG: 0.364 (1, 2)	G5-3				K2-3		FC6-4		BB	3	0	0	0	1	2	3								
Shane Andrews, R OBP: 0.301, SLG: 0.432 (1, 5)			L9		K		E5		F8	4	0	0	0	0	1	2								
Orlando Cabrera, R OBP: 0.325, SLG: 0.455 (1, 4)			K		K		F7		FC6-4	4	0	0	0	0	2	3								
Carl Pavano, R OBP: 0.091, SLG: 0.091 Steve Kline, S Scott Livingstone, L OBP: 0.221, SLG: 0.218 Mike Maddux, L Derrick May, L OBP: 0.294, SLG: 0.333 (9, PH) (9, PH)	K				K		SH1-4		2B	2	0	0	0	0	0	0								
Inning Stats	R: 2 E: 0 K: 1 S: 14	H: 2 LOB: 1 BB: 0 P: 21	R: 0 E: 0 K: 2 S: 9	H: 0 LOB: 0 BB: 0 P: 13	R: 2 E: 0 K: 1 S: 13	H: 2 LOB: 1 BB: 0 P: 18	R: 0 E: 0 K: 3 S: 9	H: 0 LOB: 0 BB: 0 P: 18	R: 0 E: 0 K: 1 S: 7	H: 1 LOB: 0 BB: 0 P: 10	R: 0 E: 1 K: 1 S: 13	H: 1 LOB: 2 BB: 0 P: 18	R: 0 E: 1 K: 1 S: 14	H: 1 LOB: 2 BB: 0 P: 16	R: 0 E: 0 K: 0 S: 9	H: 0 LOB: 1 BB: 1 P: 15	R: 0 E: 0 K: 1 S: 15	H: 2 LOB: 3 BB: 1 P: 22	1B: 7 2B: 2 3B: 0 HR: 0	SF: 0 SAC: 2 DP: 0 HBP: 2	WP: 2 PB: 0 SB: 0 CS: 0	PA: 41		
PITCHER	IP	WLS	BF	H	R	ER	SO	BB	IBB	HBP	BLK	WP	HR	S	P	ERA	WHIP							
Kevin Brown, R ERA: 2.71 Dan Miceli, R ERA: 3.35 Trevor Hoffman, R ERA: 1.65	(1, 1) (8, 1) (9, 1)	7.0 1.0 1.0	31 4 6	7 0 2	4 0 0	4 0 0	10 0 1	0 1 1	0 0 0	0 0 0	0 0 0	0 0 0	9 9 15	15 15 22	0.00 0.00 0.00	1.000 1.000 3.000								

San Diego Padres @ Montreal Expos
Olympic Stadium, Montreal, QB
Fri Jul 31 1998, 7:05 PM EDT
Att: 10,340 - Unknown - 74 F

livebaseballscorecards.com

AB 35
R 4
H 9
RBI 4
BB 2
SO 11
LOB 26



Batter	1	2	3	4	5	6	7	8	9	AB	R	H	RBI	BB	SO	LOB	TOP			
Quilvio Veras, S OBP: 0.380, SLG: 0.343	G6-3		L5		G4-3		1B BB			3	0	0	0	1	0	0	San Diego Padres @ Montreal Expos Olympic Stadium, Montreal, QB Sat Aug 01 1998, 7:05 PM EDT Att: 28,937 - Unknown - 76 F			
Tony Gwynn, L OBP: 0.395, SLG: 0.480	2B 1B		G3-1		F8		1B			4	1	2	1	0	0					
Ken Caminiti, S OBP: 0.368, SLG: 0.537	1-H 2B				G3-1		SAFE 1B			3	0	1	1	1	1	2				
Greg Vaughn, R OBP: 0.379, SLG: 0.657	G5-3		G1-4-3						F9	4	0	0	0	0	1	2				
Wally Joyner, L OBP: 0.386, SLG: 0.484	G4-3			G6-4-3 1B		G3			P5	4	0	1	0	0	0	1				
Steve Finley, L OBP: 0.297, SLG: 0.396		F8		G6-4-3 1B		F8			G4-3	4	0	1	0	0	0	0				
Greg Myers, L OBP: 0.291, SLG: 0.355			G6-4-3				F9		L9	3	0	0	0	1	0	2				
Chris Gomez, R OBP: 0.333, SLG: 0.348		F8					BB 1B		F8	2	1	0	0	2	0	1				
24 Mark Langston, R Mark Cowley, L Scott Sanders, R Ed Giovanola, L Jim Bruske, R Jim Leyritz, R	K		L8				F7		G5-3	1	0	0	0	0	1	1				
Inning Stats	R: 1 E: 0 K: 0 S: 11	H: 2 LOB: 1 BB: 0 P: 17	R: 0 E: 0 K: 1 S: 7	H: 0 LOB: 1 BB: 1 P: 17	R: 0 E: 0 K: 0 S: 6	H: 0 LOB: 1 BB: 1 P: 12	R: 0 E: 0 K: 0 S: 11	H: 2 LOB: 2 BB: 1 P: 20	R: 0 E: 0 K: 1 S: 10	H: 0 LOB: 0 BB: 0 P: 16	R: 1 E: 0 K: 1 S: 11	H: 1 LOB: 2 BB: 2 P: 25	R: 0 E: 0 K: 0 S: 5	H: 0 LOB: 0 BB: 0 P: 6	R: 0 E: 0 K: 0 S: 8	H: 0 LOB: 0 BB: 0 P: 13	1B: 4 2B: 1 3B: 0 HR: 0	SF: 0 SAC: 0 DP: 1 HBP: 0	WP: 0 PB: 0 SB: 0 CS: 0	PA: 36
PITCHER	IP WLS BF H R ER SO BB IBB HBP BLK WP HR S P ERA WHIP																			
Miguel Batista, R ERA: 4.13	4.0	18	4	1	1	1	3	0	0	0	0	0	0	0	35	66	2.25	1.750		
Shayne Bennett, R ERA: 4.51	2.2	10	0	1	1	1	2	0	0	0	0	0	0	22	43	3.38	0.750			
Steve Kline, L ERA: 3.06	1.1	5	1	0	0	1	0	0	0	0	0	0	0	11	15	0.00	0.750			
Ugueth Urbina, R ERA: 1.17	1.0	3	0	0	0	0	0	0	0	0	0	0	0	8	13	0.00	0.000			

Batter	1	2	3	4	5	6	7	8	9	AB	R	H	RBI	BB	SO	LOB	BOTTOM			
Terry Jones, S OBP: 0.275, SLG: 0.319	WP 1B BB	L8		FC1			K			3	1	0	1	1	1	3	San Diego Padres @ Montreal Expos Olympic Stadium, Montreal, QB Sat Aug 01 1998, 7:05 PM EDT Att: 28,937 - Unknown - 76 F			
Orlando Cabrera, R OBP: 0.322, SLG: 0.448	WP 1B		G4-3	FC8-2		F8				4	1	1	0	0	0	2				
Robert Perez, R OBP: 0.225, SLG: 0.315	K			2B BB		G5-3			G5-3	3	1	0	0	1	1	2				
Vladimir Guerrero, R OBP: 0.370, SLG: 0.588	G6-4-3		G6-3			F8			G5-3	4	0	2	3	0	0	0				
Shane Andrews, R OBP: 0.300, SLG: 0.433	G6-4-3		G6-3			G5-3				4	0	1	0	0	0	2				
Bob Hentley, R OBP: 0.375, SLG: 0.348		L7		G5-3						4	0	0	0	0	2	2				
Ugueth Urbina, R							K		K	0	0	0	0	0	0	0				
Brad Fullmer, L OBP: 0.328, SLG: 0.459							F7			2	1	1	0	1	0	0				
Steve Kline, S										0	0	0	0	0	0	0				
Chris Widger, R OBP: 0.275, SLG: 0.364				1B BB			SH1 FC1 1B			0	0	0	0	0	0	0				
Mike Mordecai, R OBP: 0.250, SLG: 0.257									SH1	2	0	1	0	0	0	0				
Miguel Batista, R										1	0	0	0	0	1	2				
Derrick May, L OBP: 0.271, SLG: 0.340										1	0	1	0	0	0	0				
Shayne Bennett, R										0	0	0	0	0	0	0				
Ryan McGuire, L OBP: 0.326, SLG: 0.293									G6-3	1	0	0	0	0	0	0				
Inning Stats	R: 2 E: 0 K: 1 S: 11	H: 2 LOB: 0 BB: 1 P: 24	R: 0 E: 0 K: 1 S: 11	H: 1 LOB: 2 BB: 1 P: 18	R: 1 E: 0 K: 0 S: 7	H: 1 LOB: 1 BB: 1 P: 14	R: 1 E: 0 K: 0 S: 16	H: 2 LOB: 1 BB: 0 P: 25	R: 0 E: 0 K: 1 S: 7	H: 0 LOB: 0 BB: 0 P: 14	R: 0 E: 0 K: 1 S: 8	H: 0 LOB: 0 BB: 0 P: 11	R: 0 E: 0 K: 1 S: 8	H: 1 LOB: 1 BB: 0 P: 13	R: 0 E: 0 K: 1 S: 8	H: 0 LOB: 0 BB: 0 P: 13	1B: 5 2B: 3 3B: 0 HR: 0	SF: 0 SAC: 1 DP: 2 HBP: 0	WP: 1 PB: 0 SB: 0 CS: 0	PA: 33
PITCHER	IP WLS BF H R ER SO BB IBB HBP BLK WP HR S P ERA WHIP																			
24 Mark Langston, L ERA: 5.66	3.0	15	4	3	3	2	3	0	0	0	0	0	0	0	32	48	3.00	0.667		
Scott Sanders, R ERA: 10.95	3.0	11	2	1	1	1	0	0	0	0	0	0	0	32	48	3.00	0.667			
Jim Bruske, R ERA: 3.75	2.0	7	1	0	0	2	0	0	0	0	0	0	0	16	24	0.00	0.500			



Batter	1	2	3	4	5	6	7	8	9	AB	R	H	RBI	BB	SO	LOB	TOP											
Quilvio Veras, S OBP: 0.376, SLG: 0.338 (1, 4)										5	0	0	0	0	2	1	San Diego Padres @ Montreal Expos Olympic Stadium, Montreal, QB Sun Aug 02 1998, 3:33 AM EDT Att. 14,485 - Sunny - 82 F											
Steve Finley, L OBP: 0.295, SLG: 0.396 (1, 8)										5	1	2	0	0	1	0												
Tony Gwynn, L OBP: 0.368, SLG: 0.485 (1, 9)										4	1	1	2	0	0	2												
Ken Caminiti, S OBP: 0.372, SLG: 0.549 Ed Giovannola, L OBP: 0.323, SLG: 0.339 (1, 5)										4	1	3	1	0	1	0												
Wally Joyner, L OBP: 0.385, SLG: 0.480 (1, 3)										3	0	0	0	1	0	1												
Greg Myers, L OBP: 0.306, SLG: 0.391 (1, 2)										3	1	2	1	1	1	1												
Ruben Rivera, R OBP: 0.371, SLG: 0.490 (1, 7)										4	0	0	0	0	2	5												
Chris Gomez, R OBP: 0.330, SLG: 0.344 (1, 6)										4	0	0	0	0	2	1												
Andy Ashby, R OBP: 0.161, SLG: 0.167 Mark Sweeney, L OBP: 0.311, SLG: 0.279 Trevor Hoffman, R (9, 1)										3	0	1	0	0	0	0												
										1	0	0	0	0	1	0												
										0	0	0	0	0	0	0												
Inning Stats	R: 0 H: 0 E: 0 K: 2 S: 7	H: 0 LOB: 0 BB: 0 P: 10	R: 0 H: 1 E: 0 K: 2 S: 9	LOB: 1 BB: 0 P: 16	R: 0 H: 0 E: 0 K: 0 S: 7	LOB: 0 BB: 0 P: 10	R: 0 H: 1 E: 0 K: 0 S: 9	LOB: 3 BB: 2 P: 20	R: 0 H: 2 E: 0 K: 2 S: 18	LOB: 2 BB: 0 P: 27	R: 2 H: 2 E: 0 K: 1 S: 10	H: 2 LOB: 0 BB: 0 P: 14	R: 2 H: 2 E: 0 K: 1 S: 10	H: 2 LOB: 0 BB: 0 P: 14	R: 0 H: 1 E: 0 K: 1 S: 9	LOB: 1 BB: 0 P: 13	R: 0 H: 0 E: 0 K: 1 S: 6	LOB: 0 BB: 0 P: 7	1B: 5 2B: 1 3B: 0 HR: 3	SF: 0 SAC: 0 DP: 0 HBP: 0	WP: 0 PB: 1 SB: 0 CS: 0	PA: 38						
PITCHER	IP	WLS	BF	H	R	ER	SO	BB	IBB	HBP	BLK	WP	HR	S	P	ERA	WHIP											
Javier Vazquez, R ERA: 5.58 Anthony Telford, R ERA: 3.35	(1, 1)	7.0	L	31	8	4	4	8	2	0	0	0	0	3	70	111	5.14	1.429										
	(8, 1)	2.0		7	1	0	0	2	0	0	0	0	0	15	20	0.00	0.500											

AB 36
R 4
H 9
RBI 4
BB 2
SO 10
LOB 11



Batter	1	2	3	4	5	6	7	8	9	AB	R	H	RBI	BB	SO	LOB	BOTTOM										
Terry Jones, S OBP: 0.255, SLG: 0.294 Anthony Telford, R (8, 1)										4	0	0	0	0	1	3	San Diego Padres @ Montreal Expos Olympic Stadium, Montreal, QB Sun Aug 02 1998, 3:33 AM EDT Att. 14,485 - Sunny - 82 F										
Wilton Guerrero, S OBP: 0.298, SLG: 0.337 (1, 4)										4	1	1	0	0	0	2											
Derrick May, L OBP: 0.261, SLG: 0.327 (1, 7)										4	0	0	0	0	1	2											
Vladimir Guerrero, R OBP: 0.373, SLG: 0.594 (1, 9)										4	0	3	1	0	0	0											
Brad Fullmer, L OBP: 0.325, SLG: 0.454 (1, 3)										4	0	0	0	0	0	3											
Shane Andrews, R OBP: 0.300, SLG: 0.431 (1, 5)										4	0	1	0	0	0	1											
Chris Widger, R OBP: 0.275, SLG: 0.363 (1, 2)										4	0	1	0	0	3	1											
Orlando Cabrera, R OBP: 0.315, SLG: 0.437 (1, 6)										3	0	0	0	0	0	1											
Javier Vazquez, R ERA: 2.55 Ryan McGuire, L OBP: 0.324, SLG: 0.291 (8, 8)										0	0	0	0	1	0	0											
										1	0	0	0	0	1	1											
Inning Stats	R: 1 H: 2 E: 0 K: 0 S: 11	H: 2 LOB: 1 BB: 0 P: 16	R: 0 H: 0 E: 0 K: 1 S: 8	LOB: 0 BB: 0 P: 12	R: 0 H: 0 E: 0 K: 0 S: 9	LOB: 1 BB: 1 P: 14	R: 0 H: 2 E: 1 K: 1 S: 8	LOB: 1 BB: 0 P: 10	R: 0 H: 0 E: 0 K: 0 S: 7	LOB: 0 BB: 0 P: 10	R: 0 H: 1 E: 0 K: 1 S: 11	H: 1 LOB: 1 BB: 0 P: 13	R: 0 H: 1 E: 0 K: 2 S: 9	H: 1 LOB: 1 BB: 0 P: 14	R: 0 H: 0 E: 0 K: 0 S: 8	LOB: 0 BB: 0 P: 9	R: 0 H: 0 E: 0 K: 1 S: 7	LOB: 0 BB: 0 P: 11	1B: 5 2B: 0 3B: 1 HR: 0	SF: 0 SAC: 1 DP: 1 HBP: 0	WP: 0 PB: 0 SB: 0 CS: 0	PA: 34					
PITCHER	IP	WLS	BF	H	R	ER	SO	BB	IBB	HBP	BLK	WP	HR	S	P	ERA	WHIP										
Andy Ashby, R ERA: 2.55 Trevor Hoffman, R ERA: 1.62	(1, 1)	8.0	W	31	6	1	1	5	1	0	0	0	0	7	11	0.00	0.000										
	(9, 1)	1.0	S	3	0	0	0	1	0	0	0	0	0	7	11	0.00	0.000										

AB 32
R 1
H 6
RBI 1
BB 1
SO 6
LOB 14



Batter	1	2	3	4	5	6	7	8	9	AB	R	H	RBI	BB	SO	LOB	TOP								
Steve Finley, L OBP: 0.296, SLG: 0.394 (1, 8) X	0-0 CS 1B		2-3 K			3-2 F8		1-0 G3		4	0	1	0	0	1	0	San Diego Padres @ Montreal Expos Olympic Stadium, Montreal, QB Mon Aug 03 1998, 3:33 AM EDT Att: 10,129 - Sunny - 80 F								
Tony Gwynn, L OBP: 0.372, SLG: 0.487 (1, 9) C B X	1-2 G3-1		1-0 1B			4-0 BB		0-1 BB 1B		3	1	2	0	1	0	1									
Ken Caminiti, S OBP: 0.371, SLG: 0.544 (1, 5) B C C C C	2-3 K		1-1 P6			2-3 K		4-2 1B BB		3	0	0	0	1	2	2									
Greg Vaughn, R OBP: 0.375, SLG: 0.650 (1, 7)		1-3 K		1-3 K		3-3 K		2-1 P6		4	0	0	0	0	3	3									
Wally Joyner, L OBP: 0.383, SLG: 0.475 (1, 3)		4-1 BB BB		0-1 F9		2-1 F9		0-0 P6		3	0	0	0	1	0	2									
Greg Myers, L OBP: 0.312, SLG: 0.389 (1, 2)		4-1 BB BB		1-2 G5-3		2-1 F8		1-2 FC6-4 1B		3	0	1	1	1	0	0									
Ed Giovannola, L OBP: 0.315, SLG: 0.330 Jim Leyritz, R OBP: 0.402, SLG: 0.524 (9, PH)	2-1 F7				0-0 G3-1		1-1 F8		1-2 FC6-4 1B	3	0	0	0	0	0	2									
Chris Gomez, R OBP: 0.327, SLG: 0.341 (1, 6)	1-2 G3				2-2 G6-3			1-3 K		3	0	0	0	0	1	2									
Brian Boehringer, S Carlos Hernandez, R Jim Bruske, R Mark Sweeney, L Donne Wall, R (5, PH) (5, 1) (8, PH) (8, 1)			2-2 G2		0-1 G1			0-1 G3-1		1	0	0	0	0	0	0									
Inning Stats	R: 0 E: 0 K: 1 S: 7	H: 1 LOB: 0 BB: 0 P: 10	R: 0 E: 0 K: 1 S: 11	H: 0 LOB: 2 BB: 2 P: 23	R: 0 E: 0 K: 1 S: 9	H: 1 LOB: 1 BB: 0 P: 15	R: 0 E: 0 K: 1 S: 9	H: 0 LOB: 0 BB: 0 P: 11	R: 0 E: 0 K: 0 S: 6	H: 0 LOB: 0 BB: 0 P: 8	R: 0 E: 0 K: 0 S: 12	H: 0 LOB: 1 BB: 1 P: 24	R: 0 E: 0 K: 0 S: 6	H: 0 LOB: 0 BB: 0 P: 11	R: 0 E: 0 K: 1 S: 6	H: 0 LOB: 2 BB: 1 P: 8		R: 1 E: 0 K: 0 S: 13	H: 2 LOB: 2 BB: 1 P: 21	1B: 4 2B: 0 3B: 0 HR: 0	SF: 0 SAC: 0 DP: 0 HBP: 0	WP: 0 PB: 0 SB: 0 CS: 1	PA: 34		
PITCHER	IP	WLS	BF	H	R	ER	SO	BB	IBB	HBP	BLK	WP	HR	S	P	ERA	WHIP								
Dustin Hermanson, R ERA: 3.27 Steve Kline, L ERA: 3.04	(1, 1)	8.2	W	33	4	1	1	7	4	0	0	0	0	76	127	1.04	0.923								
	(9, 1)	0.1		1	0	0	0	0	0	0	0	0	0	3	4	0.00	0.000								

AB	30
R	1
H	4
RBI	1
BB	4
SO	7
LOB	14



Batter	1	2	3	4	5	6	7	8	9	AB	R	H	RBI	BB	SO	LOB	BOTTOM								
Terry Jones, S OBP: 0.267, SLG: 0.291 (1, 8) C X	0-1 HR 1B	0-1 G4-3		2-2 F7		1-0 L8		4-2 BB		4	1	1	1	1	0	5	San Diego Padres @ Montreal Expos Olympic Stadium, Montreal, QB Mon Aug 03 1998, 3:33 AM EDT Att: 10,129 - Sunny - 80 F								
Wilton Guerrero, S OBP: 0.296, SLG: 0.333 (1, 4) C F B S	1-3 K	1-1 1B		0-0 G1-3		1-1 FC6-4		0-0 P6		5	0	1	1	0	1	5									
Shane Andrews, R Mike Mordecai, R (1, 5) (7, PR) (8, 5)	2-2 P9	1-0 SF8		2-2 L3-6 2B		2-2 G4-6-3 2B				3	0	2	1	0	0	1									
Vladimir Guerrero, R OBP: 0.376, SLG: 0.601 (1, 9) B X	1-0 HR	2-0 F8		4-0 IBB		4-0 G4-6-3 IBB				2	1	1	2	2	0	1									
Derrick May, L OBP: 0.261, SLG: 0.333 (1, 7) B X	1-0 2B		1-1 G4-3		2-2 L3-6		3-1 G4-6-3			4	0	1	0	0	0	4									
Ryan McGuire, L OBP: 0.317, SLG: 0.284 (1, 3) B C X	1-1 F8		1-0 G1-3		1-3 K		2-2 E5			4	0	0	0	0	1	3									
Chris Widger, R OBP: 0.277, SLG: 0.367 (1, 2) C B X		1-1 2B G4-3 1B		0-1 G3-1		0-0 G6-3 2B		3-H P3		4	1	2	0	0	0	1									
Orlando Cabrera, R OBP: 0.320, SLG: 0.443 (1, 6) C X		1-1 G4-3 1B 2B		4-0 SH1-4 BB		2-0 G6-3		2-2 F8		3	1	1	0	1	0	1									
Dustin Hermanson, R Steve Kline, S (1, 1) (9, 1)		1-1 E5 1B G4-3 SF8		0-1 SH1-4		4-1 FC6-4 BB		2-3 K		2	1	0	0	1	1	2									
Inning Stats	R: 2 E: 0 K: 1 S: 12	H: 3 LOB: 1 BB: 0 P: 18	R: 3 E: 1 K: 0 S: 12	H: 3 LOB: 1 BB: 0 P: 19	R: 0 E: 0 K: 0 S: 5	H: 0 LOB: 0 BB: 0 P: 7	R: 0 E: 0 K: 0 S: 7	H: 0 LOB: 1 BB: 1 P: 13	R: 0 E: 0 K: 0 S: 9	H: 1 LOB: 1 BB: 1 P: 18	R: 0 E: 0 K: 0 S: 6	H: 1 LOB: 2 BB: 1 P: 14	R: 1 E: 1 K: 0 S: 10	H: 1 LOB: 1 BB: 1 P: 22	R: 0 E: 0 K: 1 S: 11	H: 0 LOB: 1 BB: 1 P: 19		1B: 3 2B: 6 3B: 0 HR: 1	SF: 1 SAC: 1 DP: 2 HBP: 0	WP: 0 PB: 0 SB: 0 CS: 0	PA: 38				
PITCHER	IP	WLS	BF	H	R	ER	SO	BB	IBB	HBP	BLK	WP	HR	S	P	ERA	WHIP								
Brian Boehringer, R ERA: 5.67 Jim Bruske, R ERA: 3.53 Donne Wall, R ERA: 2.99	(1, 1)	4.0	L	20	6	5	4	1	1	0	0	0	0	25	54	0.00	1.333								
	(8, 1)	1.0		4	0	0	0	1	1	0	0	0	0	11	19	0.00	1.000								



Batter	1	2	3	4	5	6	7	8	9	AB	R	H	RBI	BB	SO	LOB	TOP				
Doug Glanville, R (1, 8) OBP: 0.354, SLG: 0.434	P5		K			1B		1B		4	0	2	1	0	1	0	Philadelphia Phillies @ San Diego Padres Qualcomm Stadium, San Diego, CA Tue Aug 04 1998, 10:05 PM EDT Att: 22,125 - Unknown - 74 F				
Gregg Jefferies, S (1, 7) OBP: 0.335, SLG: 0.411	G5-3			G5-3		F7		1B		4	0	1	0	0	0	1					
Scott Rolen, R (1, 5) OBP: 0.386, SLG: 0.529	K			G4-3		1B		F3		4	0	1	0	0	1	2					
Rico Brogna, L (1, 3) OBP: 0.330, SLG: 0.458		G6-3		G4-3		K		K		4	0	1	0	0	2	4					
Mark Lewis, R (1, 4) OBP: 0.318, SLG: 0.385		G6-3			G5-3		P4		G6-3	4	0	0	0	0	0	1					
Bobby Estalella, R (1, 2) OBP: 0.205, SLG: 0.300	K			K		K		K		4	0	0	0	0	4	1					
Kevin Seick, R (1, 9) OBP: 0.393, SLG: 0.356	G5-3									3	0	2	0	0	0	1					
Bobby Abreu, L (8, PH) OBP: 0.400, SLG: 0.459									F8	1	0	0	0	0	0	0					
Desi Relaford, S (1, 6) OBP: 0.317, SLG: 0.367			K		CS	1B		G3		3	1	1	0	0	1	1					
55 Matt Beech, L (1, 1) OBP: 0.156, SLG: 0.156			K							1	0	0	0	0	1	0					
Ruben Amaro Jr, S (6, PH) OBP: 0.235, SLG: 0.284										1	0	0	0	0	1	1					
Ken Ryan, R (6, 1) OBP: 0.304, SLG: 0.476										0	0	0	0	0	0	0					
Jon Zuber, L (8, PH) OBP: 0.304, SLG: 0.476										1	0	0	0	0	1	0					
Yorkis Perez, L (8, 1)										0	0	0	0	0	0	0					
Inning Stats	R: 0 H: 0 E: 0 K: 1 S: 6	H: 0 LOB: 0 BB: 0 P: 10	R: 0 H: 1 E: 0 K: 1 S: 12	H: 1 LOB: 1 BB: 0 P: 15	R: 0 H: 0 E: 0 K: 3 S: 9	H: 0 LOB: 0 BB: 0 P: 11	R: 0 H: 0 E: 0 K: 0 S: 6	H: 0 LOB: 0 BB: 0 P: 12	R: 0 H: 1 E: 0 K: 1 S: 9	H: 1 LOB: 0 BB: 0 P: 15	R: 1 H: 3 E: 0 K: 2 S: 18	H: 3 LOB: 2 BB: 0 P: 25	R: 0 H: 1 E: 0 K: 1 S: 11	H: 1 LOB: 1 BB: 0 P: 17	R: 0 H: 2 E: 0 K: 2 S: 14	H: 2 LOB: 2 BB: 0 P: 17	R: 0 H: 0 E: 0 K: 1 S: 6	H: 0 LOB: 0 BB: 0 P: 9	1B: 8 2B: 0 3B: 0 HR: 0	SF: 0 SAC: 0 DP: 0 HBP: 0	WP: 3 PA: 35 PB: 0 SB: 0 CS: 1
PITCHER	IP WLS BF H R ER SO BB IBB HBP BLK WP HR S P ERA WHIP																				
Sterling Hitchcock, L (1, 1) ERA: 4.0	6.0 W 22 5 1 1 8 0 0 0 0 0 1 0 60 88 1.50 0.833																				
Donne Wall, R (7, 1) ERA: 2.54	1.0 0 4 1 0 0 1 0 0 0 0 0 0 0 11 17 0.00 1.000																				
Dan Miceli, R (8, 1) ERA: 3.29	1.0 5 2 0 0 2 0 0 0 0 0 1 0 14 17 0.00 2.000																				
Trevor Hoffman, R (9, 1) ERA: 1.59	1.0 S 3 0 0 0 1 0 0 0 0 0 0 0 6 9 0.00 0.000																				

Batter	1	2	3	4	5	6	7	8	9	AB	R	H	RBI	BB	SO	LOB	BOTTOM		
Quilvio Veras, S (1, 4) OBP: 0.376, SLG: 0.342	E	K		G5-4-3		F7		F7		5	1	2	0	0	1	3	Philadelphia Phillies @ San Diego Padres Qualcomm Stadium, San Diego, CA Tue Aug 04 1998, 10:05 PM EDT Att: 22,125 - Unknown - 74 F		
Tony Gwynn, L (1, 9) OBP: 0.373, SLG: 0.487	E9		G4-3	G5-4-3		G6-3		G6-3		4	0	2	0	0	0	4			
Donne Wall, R (7, 1) OBP: 0.333, SLG: 0.333	FC6-4		BB	G5-4-3						0	0	0	0	0	0	0			
Carlos Hernandez, R (8, 2) OBP: 0.310, SLG: 0.384	1B		1B	1-2						1	0	0	0	0	0	0			
Ken Caminiti, S (1, 5) OBP: 0.370, SLG: 0.539	K		G4-3	G6-3		G5-3		G5-3		3	0	0	0	1	1	1			
Greg Vaughn, R (1, 7) OBP: 0.374, SLG: 0.654	K		BB	HR		P6		P6		4	1	1	1	0	2	3			
Jim Leyritz, R (1, 2) OBP: 0.399, SLG: 0.516	FC6-4		G4-3	K		1B		BB		3	0	0	0	1	1	3			
Dan Miceli, R (8, 1) OBP: 1.000, SLG: 1.000	1-2		G4-3	K						0	0	0	0	0	0	0			
Trevor Hoffman, R (9, 1)	1-2		1-2	BB						0	0	0	0	0	0	0			
Wally Joyner, L (1, 3) OBP: 0.387, SLG: 0.477		2B	BB	P6		FC5		1B		3	1	2	0	1	0	0			
Ruben Rivera, R (1, 8) OBP: 0.383, SLG: 0.500		1B	BB	G5-3		G5-3		BB		2	0	1	1	2	1	3			
Chris Gomez, R (1, 6) OBP: 0.326, SLG: 0.340		2B		BB						1	0	0	0	0	1	1			
Andy Sheets, R (3, 6) OBP: 0.292, SLG: 0.345	K		K	K		FC5				3	0	0	0	0	1	4			
Sterling Hitchcock, L (1, 1) OBP: 0.188, SLG: 0.188				1B						2	0	1	0	0	1	1			
Steve Finley, L (6, PH) OBP: 0.259, SLG: 0.394				1B				G5-3		1	0	0	0	1	0	0			
Inning Stats	R: 1 H: 2 E: 1 K: 2 S: 10	H: 2 LOB: 1 BB: 0 P: 19	R: 1 H: 2 E: 0 K: 3 S: 15	H: 2 LOB: 1 BB: 0 P: 23	R: 0 H: 1 E: 0 K: 2 S: 17	H: 1 LOB: 3 BB: 2 P: 32	R: 0 H: 2 E: 0 K: 1 S: 9	H: 2 LOB: 1 BB: 0 P: 16	R: 1 H: 1 E: 0 K: 1 S: 9	H: 1 LOB: 0 BB: 0 P: 11	R: 0 H: 0 E: 0 K: 0 S: 11	H: 0 LOB: 2 BB: 2 P: 22	R: 0 H: 1 E: 0 K: 0 S: 14	H: 1 LOB: 3 BB: 2 P: 28	R: 0 H: 0 E: 0 K: 0 S: 4	H: 0 LOB: 0 BB: 0 P: 7	1B: 6 2B: 2 3B: 0 HR: 1	SF: 0 SAC: 0 DP: 1 HBP: 0	WP: 0 PA: 38 PB: 0 SB: 0 CS: 0
PITCHER	IP WLS BF H R ER SO BB IBB HBP BLK WP HR S P ERA WHIP																		
55 Matt Beech, L (1, 1) ERA: 4.91	5.0 L 24 8 3 2 9 2 0 0 0 0 0 1 60 101 3.60 2.000																		
Ken Ryan, R (6, 1) ERA: 6.75	2.0 11 1 0 0 0 4 0 0 0 0 0 0 25 50 0.00 2.500																		
Yorkis Perez, L (8, 1) ERA: 3.28	1.0 3 0 0 0 0 0 0 0 0 0 0 0 4 7 0.00 0.000																		

AB	34
R	1
H	8
RBI	1
BB	0
SO	12
LOB	12



Batter	1	2	3	4	5	6	7	8	9	AB	R	H	RBI	BB	SO	LOB	TOP					
Doug Glanville, R OBP: 0.354, SLG: 0.433	1-2 G4-3			0-0 WP 1B	1-3 K			2-2 F7		4	0	1	0	0	1	3	Philadelphia Phillies @ San Diego Padres Qualcomm Stadium, San Diego, CA Wed Aug 05 1998, 10:05 PM EDT Att: 19,109 - Cloudy - 73 F					
Gregg Jefferies, S OBP: 0.334, SLG: 0.409	1-2 G1-3			2-3 SAFE 1B		0-0 1B		1-0 F9		4	0	1	0	0	1	1						
Scott Rolen, R OBP: 0.382, SLG: 0.524	2-1 G4-3			0-1 G6-3		1-0 F8			1-3 K	4	0	0	0	0	1	2						
Rico Brogna, L OBP: 0.327, SLG: 0.454		1-3 K		0-3 K		1-3 K		1-2 F8		4	0	0	0	0	3	2						
Bobby Abreu, L OBP: 0.399, SLG: 0.457		2-2 1B			1-1 G3		3-2 F7		1-3 K	4	0	1	0	0	1	1						
Mark Lewis, R OBP: 0.318, SLG: 0.384		3-3 SAFE 1B			3-2 2B 1B		0-0 G1-3			3	0	1	0	0	1	1						
Bobby Estalella, R OBP: 0.213, SLG: 0.326			1-2 G1-3		3-2 1B		0-3 K			3	0	1	0	0	1	0						
Desi Relaford, S OBP: 0.317, SLG: 0.365			2-3 K		4-0 IBB		1-2 F8			2	0	0	0	1	1	0						
Curt Schilling, R OBP: 0.143, SLG: 0.130			1-1 G3		2-3 K			0-1 G6-3		2	0	0	0	0	1	3						
Jerry Spradlin, S OBP: 0.292, SLG: 0.455										0	0	0	0	0	0	0						
Jon Zuber, L OBP: 0.292, SLG: 0.455										1	0	0	0	0	0	0						
Mark Leiter, R OBP: 0.292, SLG: 0.455										0	0	0	0	0	0	0						
Inning Stats	R: 0 E: 0 K: 0 S: 8	H: 0 LOB: 0 BB: 0 P: 12	R: 0 E: 0 K: 2 S: 10	H: 1 LOB: 0 BB: 0 P: 16	R: 0 E: 0 K: 1 S: 8	H: 0 LOB: 0 BB: 0 P: 12	R: 0 E: 0 K: 2 S: 10	H: 1 LOB: 1 BB: 0 P: 12	R: 0 E: 0 K: 2 S: 17	H: 2 LOB: 3 BB: 1 P: 31	R: 0 E: 0 K: 1 S: 10	H: 1 LOB: 1 BB: 0 P: 15	R: 0 E: 0 K: 1 S: 8	H: 0 LOB: 0 BB: 0 P: 9	R: 0 E: 0 K: 0 S: 6	H: 0 LOB: 0 BB: 0 P: 9	R: 0 E: 0 K: 2 S: 11	H: 0 LOB: 0 BB: 0 P: 14	1B: 4 2B: 1 3B: 0 HR: 0	SF: 0 SAC: 0 DP: 0 HBP: 0	WP: 1 PB: 0 SB: 0 CS: 0	PA: 32
PITCHER Kevin Brown, R ERA: 2.88	IP: 9.0 WLS: W BF: 32 H: 5 R: 0 ER: 0 SO: 11 BB: 0 IBB: 1 HBP: 0 BLK: 0 WP: 1 HR: 0 S: 88 P: 130 ERA: 0.00 WHIP: 0.556															PITCHER						

Batter	1	2	3	4	5	6	7	8	9	AB	R	H	RBI	BB	SO	LOB	BOTTOM					
Quilvio Veras, S OBP: 0.376, SLG: 0.341	4-2 G6-3 1B BB		2-2 G5-3			1-1 F8		2-1 G4-3		4	1	1	0	1	0	1	Philadelphia Phillies @ San Diego Padres Qualcomm Stadium, San Diego, CA Wed Aug 05 1998, 10:05 PM EDT Att: 19,109 - Cloudy - 73 F					
Steve Finley, L OBP: 0.300, SLG: 0.393	1-1 G6-3		4-2 FC6-4 BB		0-0 FC4-6 1B	2-3 K				3	0	1	1	1	1	1						
Tony Gwynn, L OBP: 0.473, SLG: 0.486	0-2 1B		2-0 FC6-4		0-2 FC4-6 1B					3	0	1	1	0	0	2						
Ruben Rivera, R OBP: 0.380, SLG: 0.495	2H 1B		1-2 1B		1-2 1B					1	1	0	0	0	1	0						
Ken Caminiti, S OBP: 0.368, SLG: 0.535	2-0 F7			2-0 G3-1		2-3 K		2-1 1B		4	0	1	0	0	1	2						
Greg Vaughn, R OBP: 0.373, SLG: 0.649		1-0 G4-3		2-3 K		4-0 1B BB		2-3 K		3	0	0	0	1	2	1						
Wally Joyner, L OBP: 0.391, SLG: 0.482		4-2 2B BB		2-1 1B 2B		2-1 1B		1-2 F8		3	1	2	1	1	0	1						
Carlos Hernandez, R OBP: 0.316, SLG: 0.391		0-1 1H 2B		1-0 1B		1-0 1B		1-2 G5-3		3	0	2	1	0	0	0						
Chris Gomez, R OBP: 0.325, SLG: 0.336		0-3 K		0-3 K		3-2 G1-3		4-2 SH3-4 BB		3	0	0	0	1	2	5						
Kevin Brown, R OBP: 0.233, SLG: 0.241			0-3 K		2-2 1B 2B	0-3 K		1-1 SH3-4		3	1	1	0	0	2	0						
Inning Stats	R: 0 E: 0 K: 0 S: 10	H: 1 LOB: 1 BB: 1 P: 17	R: 1 E: 0 K: 1 S: 9	H: 1 LOB: 0 BB: 1 P: 14	R: 0 E: 0 K: 1 S: 10	H: 0 LOB: 1 BB: 1 P: 18	R: 0 E: 0 K: 2 S: 10	H: 2 LOB: 2 BB: 0 P: 17	R: 3 E: 0 K: 1 S: 22	H: 4 LOB: 3 BB: 1 P: 38	R: 0 E: 0 K: 2 S: 8	H: 0 LOB: 0 BB: 0 P: 11	R: 0 E: 0 K: 2 S: 11	H: 1 LOB: 1 BB: 0 P: 17	R: 0 E: 0 K: 0 S: 11	H: 0 LOB: 1 BB: 1 P: 19	R: 0 E: 0 K: 0 S: 11	H: 0 LOB: 1 BB: 1 P: 19	1B: 6 2B: 3 3B: 0 HR: 0	SF: 0 SAC: 1 DP: 0 HBP: 1	WP: 1 PB: 0 SB: 0 CS: 0	PA: 37
PITCHER Curt Schilling, R ERA: 3.35	IP: 6.0 WLS: L BF: 29 H: 8 R: 4 ER: 4 SO: 7 BB: 4 IBB: 0 HBP: 1 BLK: 0 WP: 1 HR: 0 S: 69 P: 115 ERA: 6.00 WHIP: 2.000															PITCHER						
Jerry Spradlin, R ERA: 3.55	1.0 4 1 0 0 2 0 0 0 0 0 0 11 17 0.00 1.000																					
Mark Leiter, R ERA: 3.2	1.0 4 0 0 0 0 1 0 0 0 0 0 11 19 0.00 1.000																					

AB	31
R	0
H	5
RBI	0
BB	1
SO	11
LOB	13




Batter	1	2	3	4	5	6	7	8	9	10	11	AB	R	H	RBI	BB	SO	LOB	TOP		
Doug Gianville, R OBP: 0.352, SLG: 0.430	2-2 CS 1B		0-2 F9		0-1 G4-3		0-1 G4-3			0-0 P3		5	0	1	0	0	0	0			
Desi Relaford, S OBP: 0.315, SLG: 0.363	3-3 SAFE K		2-1 F7		1-0 BB 1B		2-3 K			0-3 K		5	0	1	0	0	3	1			
Scott Rolen, R OBP: 0.383, SLG: 0.525	2-0 1B		3-3 K		1-3 K				0-0 F9		0-2 1B 2B	5	1	2	0	0	2	1			
Rico Brogna, L OBP: 0.330, SLG: 0.454	3-3 K			0-0 1B 1B	4-1 BB				3-2 G4-3		0-2 2H 1B	4	1	2	1	1	1	1			
Bobby Abreu, L OBP: 0.399, SLG: 0.462		3-1 G1-6-3 3B		0-0 G1-3 1B	3-3 K				1-0 F8		2-3 K	5	1	2	0	0	2	3			
Mark Lewis, R OBP: 0.315, SLG: 0.383		3-2 G1-6-3		0-0 G1-3 1B		1-0 G6-3				4-2 G1-6-3 BB	2-2 F9	4	0	1	2	1	0	1			
Jon Zuber, L OBP: 0.241, SLG: 0.370		1-1 G3-1		0-0 G1-3		3-2 G3-1				1-2 G1-6-3	1-3 K	5	0	0	0	0	1	4			
Kevin Sefcik, R OBP: 0.393, SLG: 0.356				1-2 2-3						1-2		0	0	0	0	0	0	0			
Mark Parent, R OBP: 0.281, SLG: 0.247		4-1 BB		1-0 P2		2-0 F9				2-2 P4		3	0	0	0	1	0	2			
Mark Portugal, R Wayne Gomes, R		3-2 F9		0-1 P4			3-2 G2-3				0-1 G6-3	3	0	0	0	0	0	3			
Gregg Jefferies, S Mark Leiter, R												R: 1 H: 2 E: 0 LOB: 1 K: 2 BB: 0 S: 20 P: 25	1B: 7 SF: 0 2B: 2 SAC: 0 3B: 1 DP: 2 HR: 0 HBP: 0	WP: 0 PA: 43 PB: 0 SB: 0 CS: 1							
Inning Stats	R: 0 H: 2 E: 0 LOB: 1 K: 2 BB: 0 S: 11 P: 21	R: 1 H: 1 E: 0 LOB: 1 K: 0 BB: 1 S: 13 P: 27	R: 0 H: 0 E: 0 LOB: 0 K: 1 BB: 0 S: 9 P: 14	R: 1 H: 3 E: 0 LOB: 2 K: 0 BB: 0 S: 7 P: 8	R: 0 H: 1 E: 0 LOB: 2 K: 2 BB: 1 S: 10 P: 19	R: 0 H: 0 E: 0 LOB: 0 K: 0 BB: 0 S: 7 P: 13	R: 0 H: 0 E: 0 LOB: 0 K: 1 BB: 0 S: 8 P: 13	R: 0 H: 0 E: 0 LOB: 0 K: 0 BB: 0 S: 6 P: 10	R: 0 H: 0 E: 0 LOB: 0 K: 0 BB: 1 S: 8 P: 15	R: 0 H: 0 E: 0 LOB: 0 K: 1 BB: 0 S: 6 P: 6	R: 1 H: 2 E: 0 LOB: 1 K: 2 BB: 0 S: 20 P: 25	1B: 7 SF: 0 2B: 2 SAC: 0 3B: 1 DP: 2 HR: 0 HBP: 0	WP: 0 PA: 43 PB: 0 SB: 0 CS: 1								
PITCHER	IP WLS BF H R ER SO BB IBB HBP BLK WP HR S P ERA WHIP																				
Joey Hamilton, R ERA: 4.7	7.0	29	7	0	0	0	0	1	0	0	0	0	0	0	14	25	0.00	0.500			
Donne Wall, R ERA: 2.44	2.0	6	0	0	0	0	0	0	0	0	0	0	0	0	26	31	4.50	1.000			
Trevor Hoffman, R ERA: 1.7	2.0	L 8	2	1	1	3	0	0	0	0	0	0	0	0	26	31	4.50	1.000			

Philadelphia Phillies @ San Diego Padres
Qualcomm Stadium, San Diego, CA
Thu Aug 06 1998, 6:33 AM EDT
Att: 19,007 - Sunny - 76 F

livebaseballscorecards.com

AB 40
R 3
H 9
RBI 3
BB 3
SO 9
LOB 16




Batter	1	2	3	4	5	6	7	8	9	10	11	AB	R	H	RBI	BB	SO	LOB	BOTTOM		
Quilvio Veras, S OBP: 0.377, SLG: 0.340	2-1 G6-3		2-0 HR 1B		2-0 F7			2-1 G1-3		4-0 BB		4	1	1	0	1	0	2			
Steve Finley, L OBP: 0.299, SLG: 0.398	1-0 P3		0-1 HR		0-1 F7			1-3 K		0-0 F7		5	1	1	2	0	1	4			
Ken Caminiti, S OBP: 0.363, SLG: 0.527	0-1 F9		0-0 G6-3			1-2 G4-3		0-0 F8		1-3 K		5	0	0	0	0	1	2			
Greg Vaughn, R OBP: 0.371, SLG: 0.646		2-3 K		2-1 G2-3		1-2 2B			0-1 G6-3		1-3 K	5	0	1	0	0	2	0			
Wally Joyner, L Andy Sheets, R Trevor Hoffman, R		2-2 1B		0-0 F7		1-2 P4			2-1 1B		2-1 G6-3	4	0	2	0	0	0	1			
Carlos Hernandez, R OBP: 0.315, SLG: 0.389												0	0	0	0	0	0	0			
Greg Myers, L OBP: 0.300, SLG: 0.373		0-0 L4		1-0 P5		0-1 G3-1			2-3 K		2-3 K	5	0	0	0	0	2	3			
Mark Sweeney, L Donne Wall, R Jim Levritz, R		0-3 K			1-1 SH5-3 1B			0-0 G4-3		2-1 G5-3		3	0	1	0	0	1	1			
Chris Gomez, R OBP: 0.327, SLG: 0.338			1-0 F7		0-2 SH5-3 1B			0-2 G6-3		1-1 BB 1B		4	0	2	0	0	0	0			
Joey Hamilton, R Ruben Rivera, R			0-2 G5-3		0-0 SH5-3			2-2 G6-3		3-3 K		1	0	0	0	0	0	0			
Inning Stats	R: 0 H: 0 E: 0 LOB: 0 K: 0 BB: 0 S: 5 P: 8	R: 0 H: 1 E: 0 LOB: 1 K: 2 BB: 0 S: 11 P: 15	R: 2 H: 2 E: 0 LOB: 0 K: 0 BB: 0 S: 8 P: 11	R: 0 H: 0 E: 0 LOB: 0 K: 0 BB: 0 S: 4 P: 7	R: 0 H: 2 E: 0 LOB: 2 K: 0 BB: 0 S: 9 P: 12	R: 0 H: 1 E: 0 LOB: 1 K: 0 BB: 0 S: 12 P: 15	R: 0 H: 0 E: 0 LOB: 0 K: 0 BB: 0 S: 7 P: 9	R: 0 H: 0 E: 0 LOB: 0 K: 1 BB: 0 S: 7 P: 10	R: 0 H: 1 E: 0 LOB: 2 K: 1 BB: 0 S: 9 P: 15	R: 0 H: 1 E: 0 LOB: 2 K: 2 BB: 1 S: 11 P: 19	R: 0 H: 0 E: 0 LOB: 0 K: 2 BB: 0 S: 8 P: 13	1B: 6 SF: 0 2B: 1 SAC: 1 3B: 0 DP: 0 HR: 1 HBP: 0	WP: 0 PA: 42 PB: 0 SB: 1 CS: 0								
PITCHER	IP WLS BF H R ER SO BB IBB HBP BLK WP HR S P ERA WHIP																				
Mark Portugal, R ERA: 4.82	7.0	27	6	2	2	2	0	0	0	0	0	0	0	0	16	25	0.00	0.500			
Wayne Gomes, R ERA: 3.41	2.0	7	1	0	0	0	0	0	0	0	0	0	0	0	19	32	0.00	1.000			
Mark Leiter, R ERA: 3.11	2.0	W 8	1	0	0	4	1	0	0	0	0	0	0	0	19	32	0.00	1.000			

Philadelphia Phillies @ San Diego Padres
Qualcomm Stadium, San Diego, CA
Thu Aug 06 1998, 6:33 AM EDT
Att: 19,007 - Sunny - 76 F

livebaseballscorecards.com

AB 40
R 2
H 8
RBI 2
BB 1
SO 8
LOB 15



Batter	1	2	3	4	5	6	7	8	9	10	11	12	13	AB	R	H	RBI	BB	SO	LOB	TOP	
Todd Dunwoody, L OBP: 0.265, SLG: 0.366 Dave Berg, R OBP: 0.361, SLG: 0.373 Antonio Alfonseca, R OBP: 0.312, SLG: 0.373 Ryan Jackson, L OBP: 0.310, SLG: 0.386	K	K		G4-3			G4-3		WP 1-2 2-H 1B		F9		K	4	0	0	0	0	2	4		
Edgar Renteria, R OBP: 0.262, SLG: 0.346	1B				G5-3				F9		F9			5	1	1	0	1	1	0		
Mark Kotsay, L OBP: 0.312, SLG: 0.373 Matt Mantel, R OBP: 0.500, SLG: 0.500 Justin Speier, R OBP: 0.327, SLG: 0.441	1B			G4-3			G3		2B 1B		F8		P6	6	0	2	1	0	0	3		
Derrek Lee, R OBP: 0.327, SLG: 0.441	F8			G6-3			F7		1-3 2B		F8			6	0	1	0	0	0	4		
Cliff Floyd, L OBP: 0.334, SLG: 0.461	G3						G3		1B FC4-6 2B		F8		F8	6	1	1	0	0	0	3		
Kevin Orle, R OBP: 0.263, SLG: 0.279									1-3 K				F7	6	0	2	0	0	3	2		
Gregg Zaun, S OBP: 0.269, SLG: 0.287									2-3 1B					3	0	1	0	3	1	1		
Luis Castillo, S OBP: 0.269, SLG: 0.287									1-2 FC4-6 BB					4	1	0	0	1	1	5		
John Ojala, L OBP: 0.265, SLG: 0.290 John Casanova, S OBP: 0.265, SLG: 0.290 Brian Edmondson, R OBP: 0.265, SLG: 0.290 John Wehner, R OBP: 0.265, SLG: 0.290									1-2 FC4-6 BB					2	0	1	1	0	0	2		
Inning Stats	R: 1 E: 0 K: 1 S: 10	H: 2 LOB: 1 BB: 0 P: 16	R: 0 E: 0 K: 1 S: 12	H: 2 LOB: 2 BB: 0 P: 17	R: 0 E: 0 K: 1 S: 11	H: 0 LOB: 0 BB: 0 P: 15	R: 0 E: 0 K: 0 S: 8	H: 0 LOB: 0 BB: 0 P: 10	R: 0 E: 0 K: 1 S: 7	H: 0 LOB: 0 BB: 0 P: 11	R: 0 E: 0 K: 1 S: 13	H: 2 LOB: 2 BB: 0 P: 21	R: 0 E: 0 K: 2 S: 14	H: 0 LOB: 0 BB: 0 P: 9	R: 0 E: 0 K: 2 S: 6	H: 0 LOB: 0 BB: 0 P: 9	R: 0 E: 0 K: 2 S: 9	H: 1 LOB: 1 BB: 0 P: 13	1B: 8 2B: 3 3B: 0 HR: 0	SF: 0 SAC: 1 DP: 0 HBP: 0	WP: 1 PB: 0 SB: 2 CS: 0	PA: 55
PITCHER	IP	WLS	BF	H	R	ER	SO	BB	IBB	HBP	BLK	WP	HR	S	P	ERA	WHIP					
Andy Ashby, R ERA: 2.55	7.1		31	8	2	2	6	1	0	0	0	0	0	71	108	2.46	1.227					
Randy Myers, L ERA: 4.53	1.1		8	2	1	1	1	1	1	0	0	1	0	20	39	6.75	2.250					
Dan Miceli, R ERA: 3.16	2.1		9	0	0	0	2	2	0	0	0	0	0	22	38	0.00	0.857					
Scott Sanders, R ERA: 9.64	2.0	W	7	1	0	0	2	0	0	0	0	0	0	15	22	0.00	0.500					

Florida Marlins @ San Diego Padres
Qualcomm Stadium, San Diego, CA
Fri Aug 07 1998, 10:05 PM EDT
Att. 39,145 - Unknown - 73 F

AB 49
R 3
H 11
RBI 3
BB 5
SO 11
LOB 28



Batter	1	2	3	4	5	6	7	8	9	10	11	12	13	AB	R	H	RBI	BB	SO	LOB	BOTTOM	
Quilvio Veras, S OBP: 0.376, SLG: 0.343	K2-3								G4-3					5	1	2	1	1	2	0		
Steve Finley, L OBP: 0.302, SLG: 0.399	1B													6	1	3	1	0	3	2		
Ken Caminiti, S OBP: 0.360, SLG: 0.520	1B								F9					6	0	1	0	0	0	3		
Greg Vaughn, R OBP: 0.369, SLG: 0.639	1B								F8					6	1	1	1	0	0	3		
Jim Leyritz, R OBP: 0.397, SLG: 0.508 Wally Joyner, L OBP: 0.389, SLG: 0.478	1B								FC5-4 CS					6	1	1	1	0	0	3		
Ruben Rivera, R OBP: 0.372, SLG: 0.467	1B								F7					2	0	0	0	0	0	0		
Chris Gomez, R OBP: 0.332, SLG: 0.343 Dan Miceli, R OBP: 1.000, SLG: 1.000 Mark Sweeney, L OBP: 0.315, SLG: 0.284 Scott Sanders, R ERA: 9.64	1B								FC5-4 HBP					3	0	0	0	0	1	1		
Carlos Hernandez, R OBP: 0.315, SLG: 0.387									F8					4	1	0	0	2	0	2		
Chris Gomez, R OBP: 0.332, SLG: 0.343 Dan Miceli, R OBP: 1.000, SLG: 1.000 Mark Sweeney, L OBP: 0.315, SLG: 0.284 Scott Sanders, R ERA: 9.64									G5-4-3 BB					5	1	1	3	1	1	1		
Andy Ashby, R OBP: 0.153, SLG: 0.158 Randy Myers, L OBP: 0.288, SLG: 0.340									G5-3					4	1	3	0	0	0	1		
Andy Sheets, R OBP: 0.288, SLG: 0.340									F7					0	0	0	0	0	0	0		
Inning Stats	R: 1 E: 0 K: 1 S: 12	H: 2 LOB: 2 BB: 0 P: 22	R: 1 E: 0 K: 2 S: 13	H: 2 LOB: 1 BB: 0 P: 22	R: 0 E: 0 K: 1 S: 7	H: 0 LOB: 0 BB: 0 P: 10	R: 0 E: 0 K: 1 S: 8	H: 1 LOB: 1 BB: 1 P: 13	R: 1 E: 1 K: 1 S: 11	H: 2 LOB: 0 BB: 0 P: 12	R: 0 E: 0 K: 1 S: 7	H: 1 LOB: 1 BB: 0 P: 10	R: 0 E: 0 K: 2 S: 6	H: 0 LOB: 0 BB: 0 P: 9	R: 0 E: 0 K: 2 S: 12	H: 0 LOB: 0 BB: 0 P: 18	R: 3 E: 0 K: 1 S: 12	H: 2 LOB: 0 BB: 1 P: 19	1B: 10 2B: 1 3B: 0 HR: 1	SF: 0 SAC: 0 DP: 2 HBP: 1	WP: 0 PB: 1 SB: 2 CS: 1	PA: 53
PITCHER	IP	WLS	BF	H	R	ER	SO	BB	IBB	HBP	BLK	WP	HR	S	P	ERA	WHIP					
Kit Ojala, L ERA: 3.24	6.0		27	8	3	3	5	1	0	1	0	0	0	59	94	4.50	1.500					
Brian Edmondson, R ERA: 3.81	2.0		8	0	0	0	1	2	0	0	0	0	0	20	38	0.00	1.000					
Antonio Alfonseca, R ERA: 3.76	2.0		7	1	0	0	1	0	0	0	0	0	0	12	19	0.00	0.500					
Matt Mantel, R ERA: 2.2	0.1	L	4	2	3	3	1	1	0	0	0	0	1	12	19	81.00	9.000					

Florida Marlins @ San Diego Padres
Qualcomm Stadium, San Diego, CA
Fri Aug 07 1998, 10:05 PM EDT
Att. 39,145 - Unknown - 73 F

AB 47
R 6
H 12
RBI 6
BB 4
SO 10
LOB 18



Batter	1	2	3	4	5	6	7	8	9	AB	R	H	RBI	BB	SO	LOB	TOP			
John Canolosi, S OBP: 0.380, SLG: 0.336 (1, 8)										4	0	0	0	0	0	1	Florida Marlins @ San Diego Padres Qualcomm Stadium, San Diego, CA Sun Aug 09 1998, 6:33 AM EDT Att: 21,065 - Cloudy - 86 F			
Edgar Renteria, R OBP: 0.355, SLG: 0.354 (1, 6)										4	2	2	1	0	1	0				
Mark Kotsay, L OBP: 0.314, SLG: 0.382 (1, 9)										4	1	2	2	0	1	0				
Derrek Lee, R OBP: 0.326, SLG: 0.437 (1, 3)										3	0	0	0	1	3	1				
Cliff Floyd, L OBP: 0.333, SLG: 0.459 Todd Dunwoody, L OBP: 0.284, SLG: 0.357 (4, 8)										2	0	0	0	0	0	1				
Kevin Orie, R OBP: 0.299, SLG: 0.274 (1, 5)										4	0	0	0	0	0	2				
Mike Redmond, R OBP: 0.367, SLG: 0.435 Gregg Zaun, S OBP: 0.288, SLG: 0.286 (9, PH)										3	1	1	0	0	0	0				
Luis Castillo, S OBP: 0.176, SLG: 0.267 (1, 4)										3	1	1	2	1	1	0				
Andy Larkin, R OBP: 0.172, SLG: 0.143 Brian Edmondson, R Vic Darenburg, L John Wehner, R Rob Stanifer, R Ryan Jackson, L OBP: 0.308, SLG: 0.354 (9, PH)										2	0	0	0	0	2	1				
Inning Stats	R: 1 E: 0 K: 2 S: 12	H: 1 LOB: 0 BB: 0 P: 19	R: 2 E: 0 K: 1 S: 11	H: 2 LOB: 0 BB: 0 P: 18	R: 2 E: 0 K: 0 S: 10	H: 2 LOB: 1 BB: 1 P: 20	R: 0 E: 0 K: 1 S: 9	H: 0 LOB: 1 BB: 1 P: 14	R: 0 E: 0 K: 0 S: 7	H: 0 LOB: 0 BB: 0 P: 13	R: 0 E: 0 K: 1 S: 9	H: 0 LOB: 0 BB: 0 P: 14	R: 0 E: 0 K: 1 S: 8	H: 1 LOB: 1 BB: 0 P: 10	R: 0 E: 0 K: 2 S: 9	H: 0 LOB: 0 BB: 0 P: 11		1B: 4 2B: 0 3B: 0 HR: 3	SF: 0 SAC: 0 DP: 0 HBP: 0	WP: 1 PB: 0 SB: 1 CS: 0
PITCHER	IP WLS BF H R ER SO BB IBB HBP BLK WP HR S P ERA WHIP																			
Sterling Hitchcock, L ERA: 4.17	6.0 W 26 6 5 5 5 2 0 0 0 1 3 57 96 7.50 1.333																			
Donne Watt, R ERA: 2.35	2.0 7 1 0 0 2 0 0 0 0 0 0 17 24 0.00 0.500																			
Trevor Hoffman, R ERA: 1.67	1.0 S 3 0 0 0 2 0 0 0 0 0 0 9 11 0.00 0.000																			

Batter	1	2	3	4	5	6	7	8	9	AB	R	H	RBI	BB	SO	LOB	BOTTOM			
QuiVio Veras, S OBP: 0.379, SLG: 0.342 (1, 4)										4	1	1	0	1	2	1	Florida Marlins @ San Diego Padres Qualcomm Stadium, San Diego, CA Sun Aug 09 1998, 6:33 AM EDT Att: 21,065 - Cloudy - 86 F			
Steve Finley, L OBP: 0.303, SLG: 0.400 (1, 8)										4	2	1	1	1	0	2				
Ken Caminiti, S OBP: 0.362, SLG: 0.532 (1, 5)										4	2	2	2	0	1	1				
Greg Vaughn, R OBP: 0.368, SLG: 0.634 (1, 7)										3	0	0	0	1	0	2				
Wally Joyner, L OBP: 0.390, SLG: 0.479 (1, 3)										3	1	1	1	1	0	1				
Jim Leyritz, R OBP: 0.398, SLG: 0.503 Carlos Hernandez, R OBP: 0.315, SLG: 0.397 (8, 2)										2	0	0	0	2	2	1				
Mark Sweeney, L OBP: 0.321, SLG: 0.292 Ruben Rivera, R OBP: 0.372, SLG: 0.467 (8, 9)										4	0	2	2	0	0	2				
Andy Sheets, R OBP: 0.294, SLG: 0.340 (1, 6)										3	0	1	0	1	1	0				
Sterling Hitchcock, L OBP: 0.176, SLG: 0.176 Donne Watt, R OBP: 0.333, SLG: 0.333 Ed Giovannola, L OBP: 0.333, SLG: 0.328 Trevor Hoffman, R ERA: 4.8 (9, 1)										2	0	0	0	0	1	3				
Inning Stats	R: 3 E: 0 K: 1 S: 14	H: 2 LOB: 2 BB: 3 P: 33	R: 0 E: 0 K: 1 S: 10	H: 1 LOB: 1 BB: 0 P: 11	R: 1 E: 0 K: 2 S: 16	H: 3 LOB: 3 BB: 1 P: 30	R: 2 E: 0 K: 0 S: 12	H: 1 LOB: 2 BB: 3 P: 27	R: 0 E: 0 K: 2 S: 8	H: 0 LOB: 0 BB: 0 P: 8	R: 0 E: 0 K: 0 S: 4	H: 0 LOB: 0 BB: 0 P: 5	R: 0 E: 0 K: 1 S: 9	H: 0 LOB: 0 BB: 0 P: 16	R: 0 E: 0 K: 1 S: 17	H: 1 LOB: 1 BB: 0 P: 23		1B: 4 2B: 3 3B: 0 HR: 1	SF: 0 SAC: 1 DP: 0 HBP: 0	WP: 0 PB: 0 SB: 1 CS: 0
PITCHER	IP WLS BF H R ER SO BB IBB HBP BLK WP HR S P ERA WHIP																			
Andy Larkin, R ERA: 7.99	3.1 L 22 7 6 6 4 5 1 0 0 0 0 0 14 21 0.00 0.600																			
Brian Edmondson, R ERA: 3.69	1.2 6 0 0 0 2 1 0 0 0 0 0 4 5 0.00 0.000																			
Vic Darenburg, L ERA: 4.22	1.0 3 0 0 0 0 0 0 0 0 0 0 4 5 0.00 0.000																			
Rob Stanifer, R ERA: 4.8	2.0 7 1 0 0 2 0 0 0 0 0 0 26 39 0.00 0.500																			

Batter	1	2	3	4	5	6	7	8	9	AB	R	H	RBI	BB	SO	LOB	TOP					
Todd Dunwoody, L (1, 8) OBP: 0.282, SLG: 0.355										5	1	1	0	0	1	0	Florida Marlins @ San Diego Padres Qualcomm Stadium, San Diego, CA Mon Aug 10 1998, 10:05 PM EDT Att: 41,514 - Unknown - 79 F					
Edgar Renteria, R (1, 6) OBP: 0.351, SLG: 0.352										5	0	1	0	0	1	1						
Mark Kotsay, L (1, 9) OBP: 0.312, SLG: 0.378										4	0	0	1	1	0	2						
Cliff Floyd, L (1, 7) OBP: 0.334, SLG: 0.458										3	1	1	0	1	1	3						
Ryan Jackson, L (1, 3) OBP: 0.307, SLG: 0.352										4	1	1	0	0	2	4						
Derrek Lee, R (9, 3) OBP: 0.326, SLG: 0.437										0	0	0	0	0	0	0						
Kevin Oris, R (1, 5) OBP: 0.260, SLG: 0.272										2	0	0	0	0	0	0						
Gregg Zaun, S (1, 2) OBP: 0.276, SLG: 0.291										3	0	2	1	1	1	3						
Luis Castillo, S (1, 4) OBP: 0.190, SLG: 0.263										4	0	1	1	0	1	2						
Livan Hernandez, R (1, 1) OBP: 0.185, SLG: 0.215										4	0	0	0	0	1	4						
Inning Stats	R: 1 E: 2 K: 3 S: 15	H: 1 LOB: 3 BB: 0 P: 25	R: 0 E: 0 K: 2 S: 9	H: 0 LOB: 0 BB: 0 P: 12	R: 0 E: 0 K: 0 S: 6	H: 1 LOB: 0 BB: 1 P: 9	R: 0 E: 1 K: 0 S: 7	H: 1 LOB: 2 BB: 1 P: 14	R: 0 E: 0 K: 0 S: 5	H: 0 LOB: 0 BB: 0 P: 6	R: 2 E: 0 K: 0 S: 7	H: 3 LOB: 1 BB: 0 P: 14	R: 0 E: 0 K: 2 S: 8	H: 0 LOB: 1 BB: 2 P: 21	R: 0 E: 0 K: 1 S: 9	H: 1 LOB: 1 BB: 0 P: 11	R: 0 E: 0 K: 0 S: 12	H: 0 LOB: 0 BB: 0 P: 17	1B: 7 2B: 0 3B: 0 HR: 0	SF: 0 SAC: 1 DP: 0 HBP: 1	WP: 0 PB: 1 SB: 0 CS: 1	PA: 39
PITCHER	IP WLS BF H R ER SO BB IBB HBP BLK WP HR S P ERA WHIP																					
Kevin Brown, R (1, 1) ERA: 2.58	7.0 L 32 6 3 2 7 3 0 1 0 0 0 57 101 2.57 1.286																					
Dan Miceli, R (8, 1) ERA: 3.09	1.0 4 1 0 0 1 0 0 0 0 0 0 9 11 0.00 1.000																					
Randy Myers, L (9, 1) ERA: 4.43	1.0 3 0 0 0 0 0 0 0 0 0 0 12 17 0.00 0.000																					

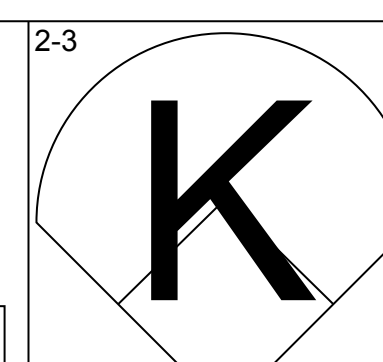
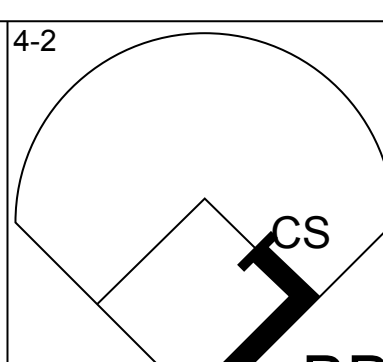
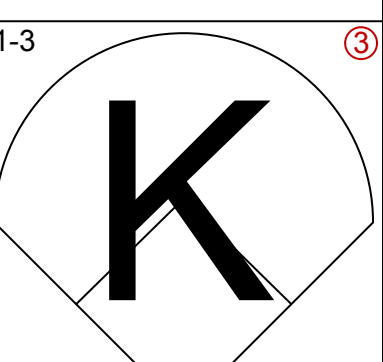
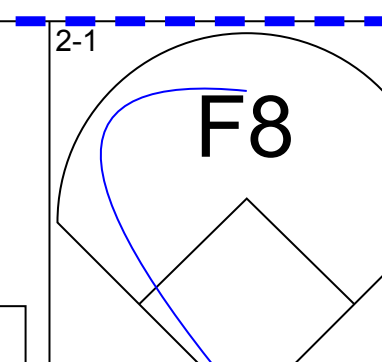
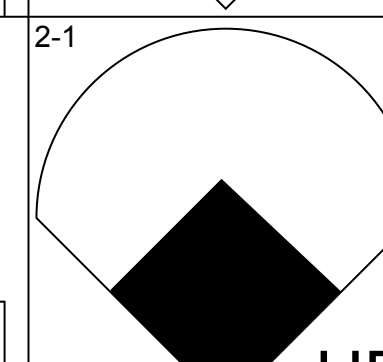
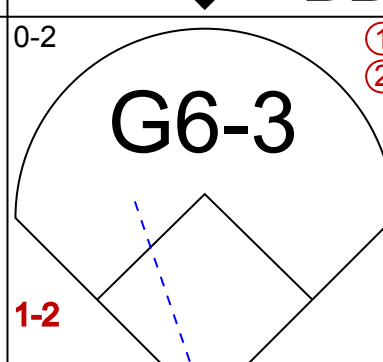
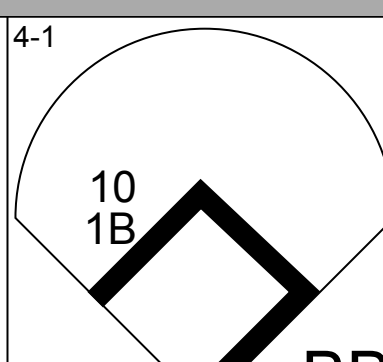
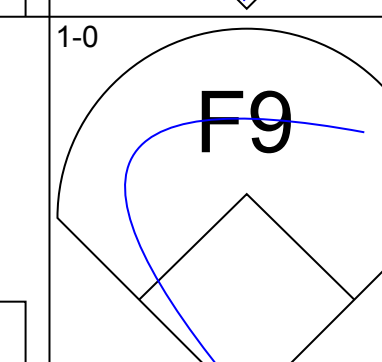
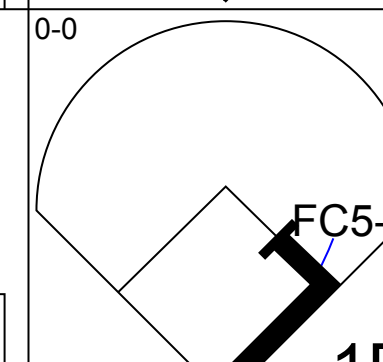
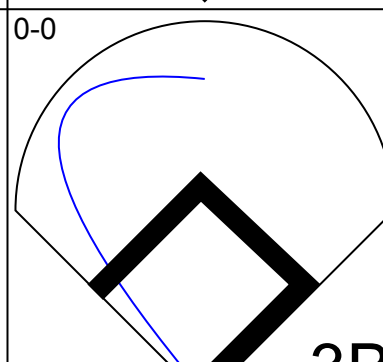
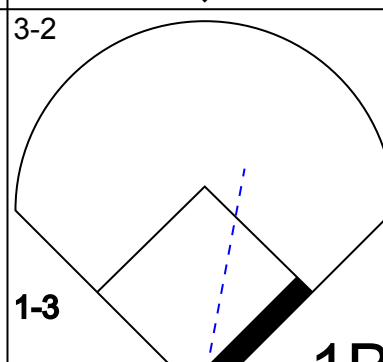
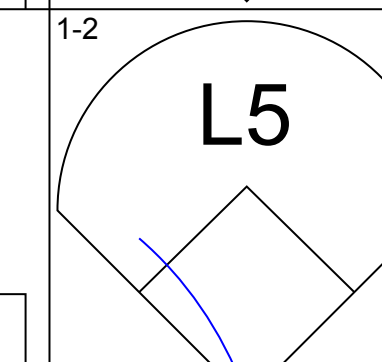
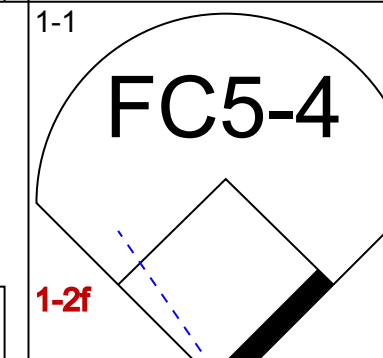
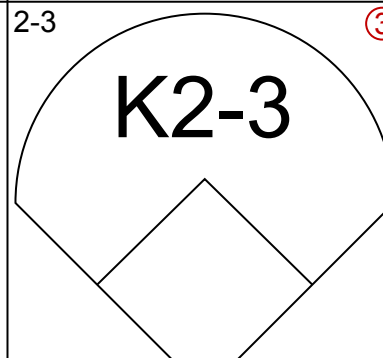
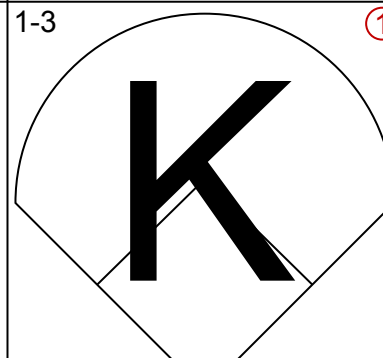
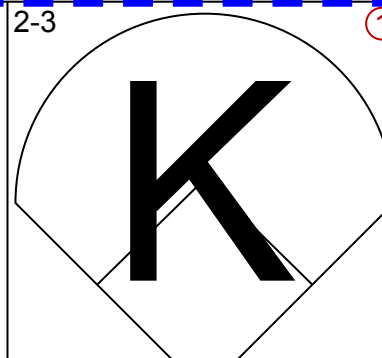
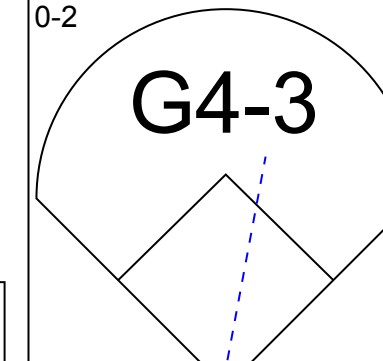
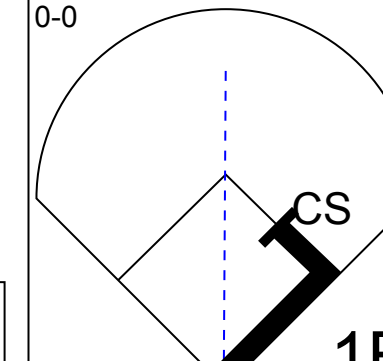
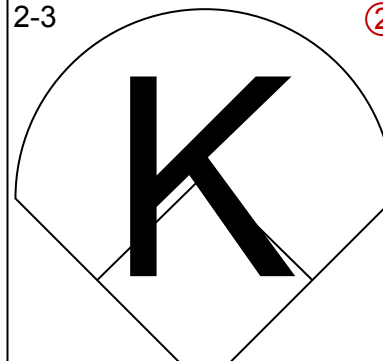
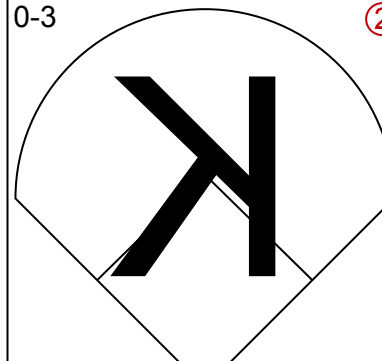
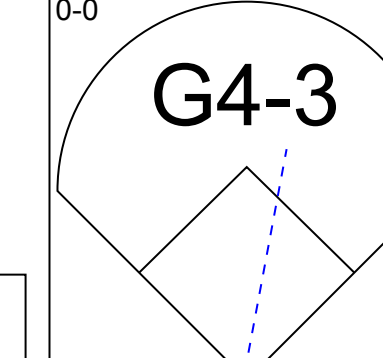
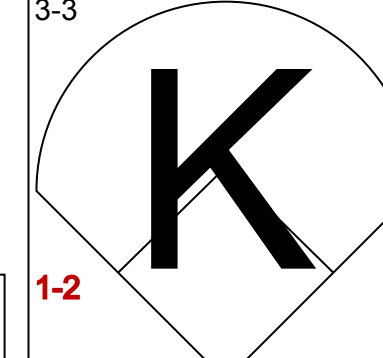
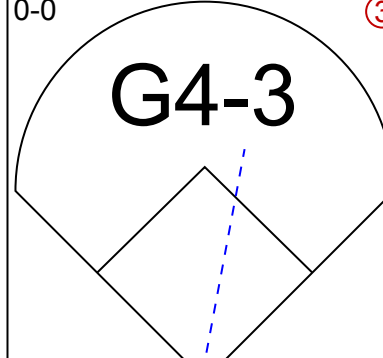

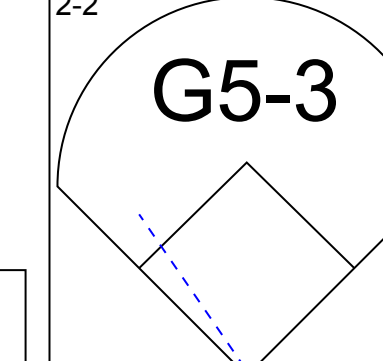
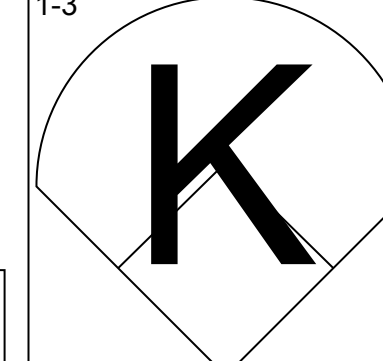
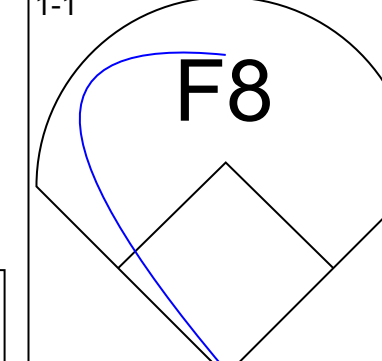
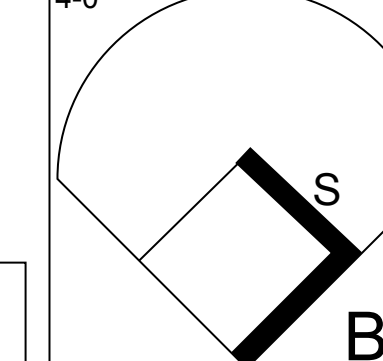
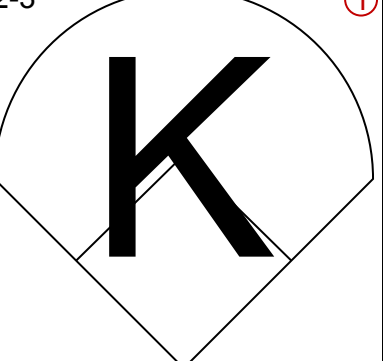
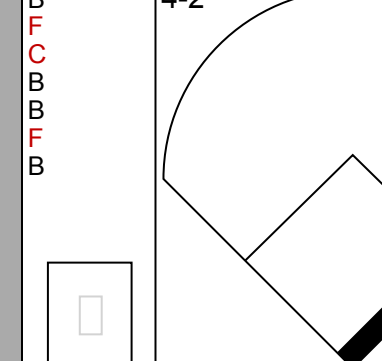
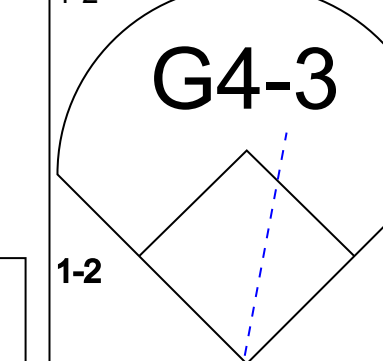
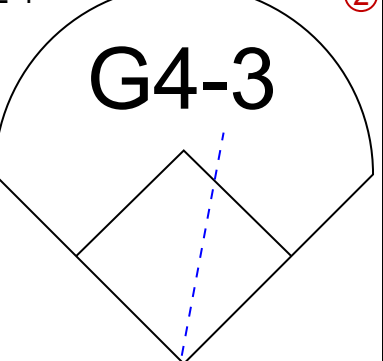
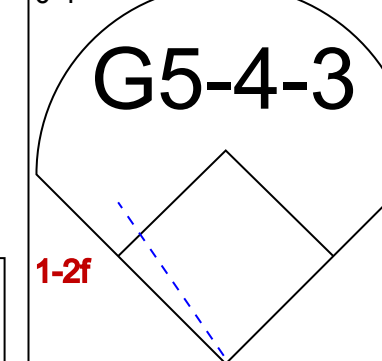
Batter	1	2	3	4	5	6	7	8	9	AB	R	H	RBI	BB	SO	LOB	BOTTOM					
Steve Finley, L (1, 8) OBP: 0.302, SLG: 0.399										4	0	1	0	0	0	0	Florida Marlins @ San Diego Padres Qualcomm Stadium, San Diego, CA Mon Aug 10 1998, 10:05 PM EDT Att: 41,514 - Unknown - 79 F					
Ed Giovanola, L (1, 4) OBP: 0.311, SLG: 0.319										3	0	0	0	1	1	1						
Ken Caminiti, S (1, 5) OBP: 0.363, SLG: 0.530										3	0	1	0	1	0	0						
Greg Vaughn, R (1, 7) OBP: 0.367, SLG: 0.630										3	1	0	0	1	2	4						
Wally Joyner, L (1, 3) OBP: 0.386, SLG: 0.474										4	0	0	0	0	0	3						
Mark Sweeney, L (1, 9) OBP: 0.326, SLG: 0.302										3	1	1	0	1	0	0						
Carlos Hernandez, R (1, 2) OBP: 0.314, SLG: 0.395										4	0	1	1	0	2	1						
Chris Gomez, R (1, 6) OBP: 0.332, SLG: 0.343										3	0	1	1	0	0	2						
Jim Leyritz, R (9, PH) OBP: 0.397, SLG: 0.500										1	0	0	0	0	0	0						
Kevin Brown, R (1, 1) OBP: 0.226, SLG: 0.233										2	0	0	0	0	1	1						
Greg Myers, L (7, PH) OBP: 0.299, SLG: 0.370										1	0	0	0	0	0	0						
Dan Miceli, R (8, 1) OBP: 1.000, SLG: 1.000										0	0	0	0	0	0	0						
Randy Myers, L (9, 1) OBP: 0.397, SLG: 0.500										0	0	0	0	0	0	0						
Inning Stats	R: 0 E: 0 K: 1 S: 13	H: 1 LOB: 2 BB: 1 P: 22	R: 0 E: 0 K: 0 S: 8	H: 0 LOB: 0 BB: 0 P: 9	R: 0 E: 0 K: 1 S: 11	H: 1 LOB: 1 BB: 1 P: 21	R: 1 E: 0 K: 2 S: 16	H: 2 LOB: 1 BB: 0 P: 24	R: 0 E: 0 K: 1 S: 5	H: 0 LOB: 0 BB: 0 P: 6	R: 1 E: 1 K: 0 S: 12	H: 1 LOB: 1 BB: 2 P: 21	R: 0 E: 0 K: 0 S: 7	H: 0 LOB: 0 BB: 0 P: 13	R: 0 E: 0 K: 0 S: 5	H: 0 LOB: 0 BB: 0 P: 9	R: 0 E: 0 K: 1 S: 8	H: 0 LOB: 0 BB: 0 P: 11	1B: 4 2B: 1 3B: 0 HR: 0	SF: 0 SAC: 0 DP: 1 HBP: 0	WP: 0 PB: 0 SB: 0 CS: 0	PA: 35
PITCHER	IP WLS BF H R ER SO BB IBB HBP BLK WP HR S P ERA WHIP																					
Livan Hernandez, R (1, 1) ERA: 4.43	9.0 W 35 5 2 2 6 4 0 0 0 0 0 85 136 2.00 1.000																					

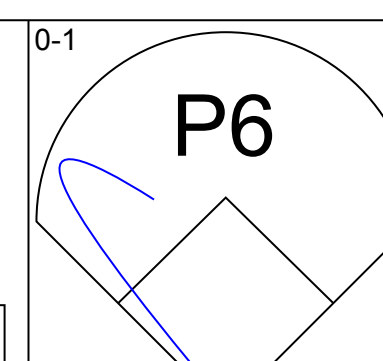
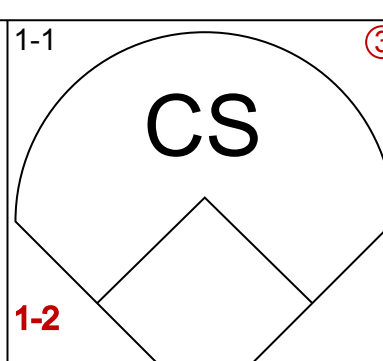
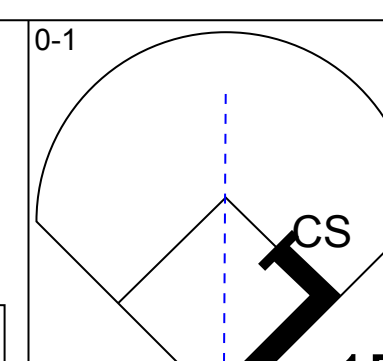
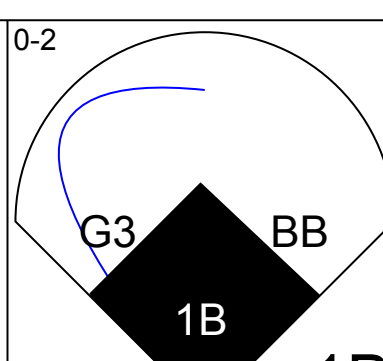
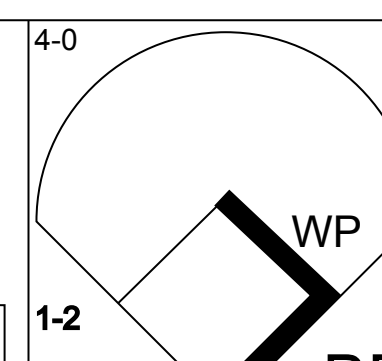
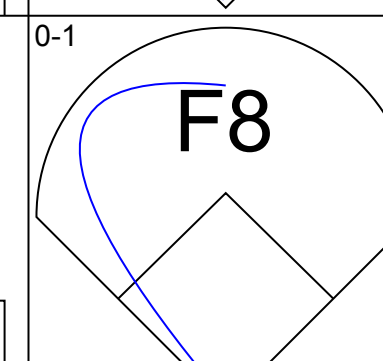
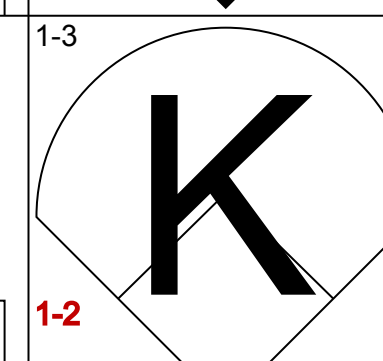
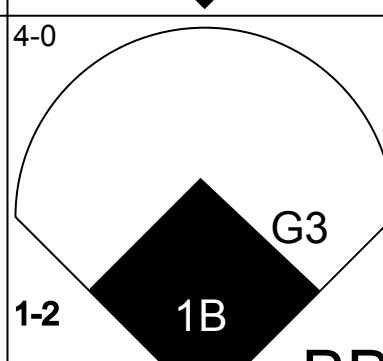
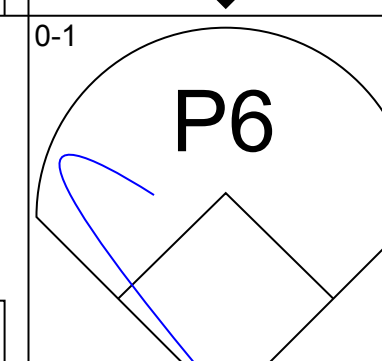
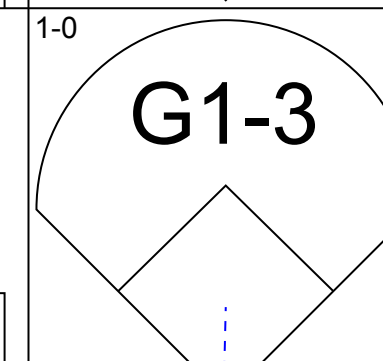
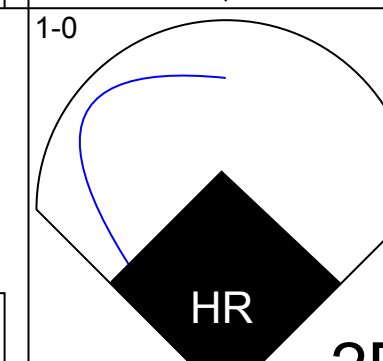
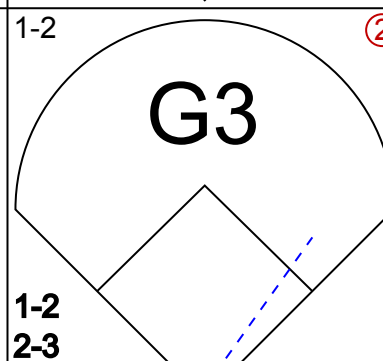
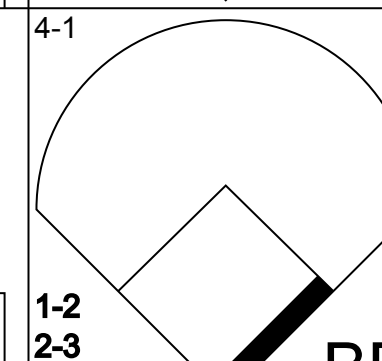
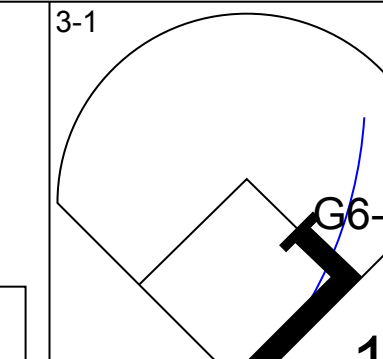
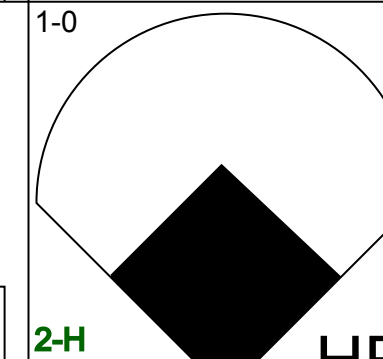
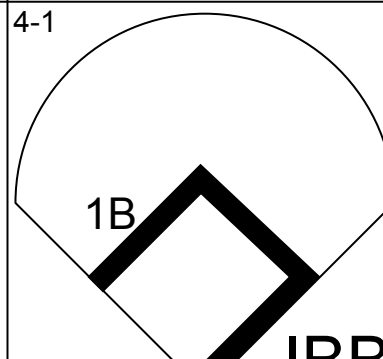
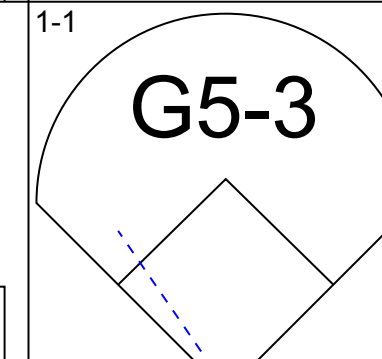
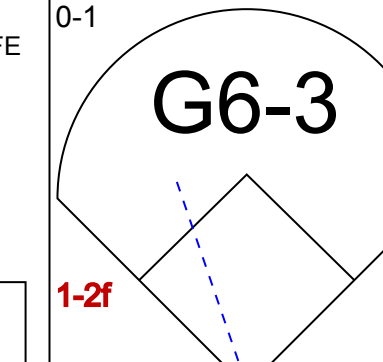
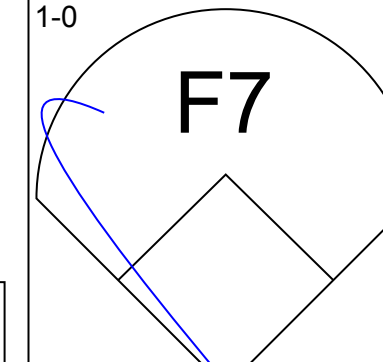
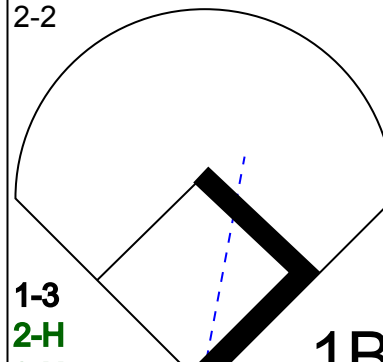
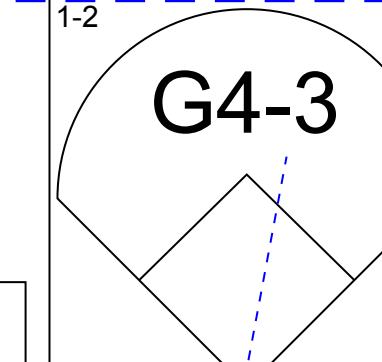
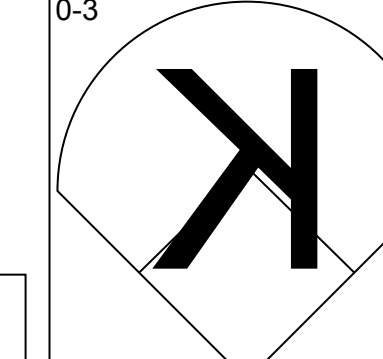
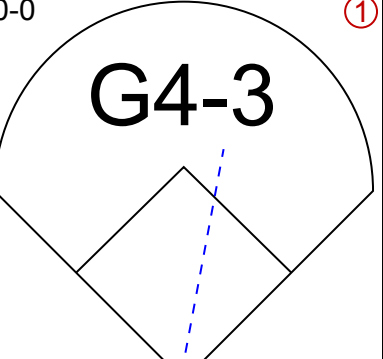
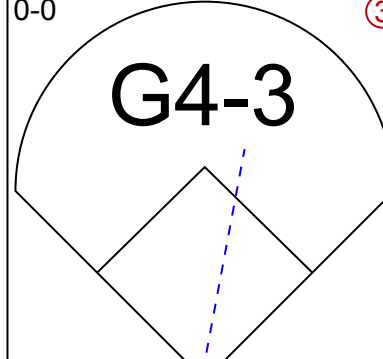
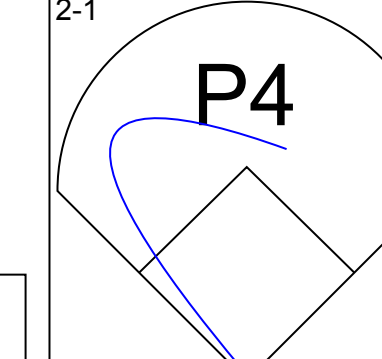
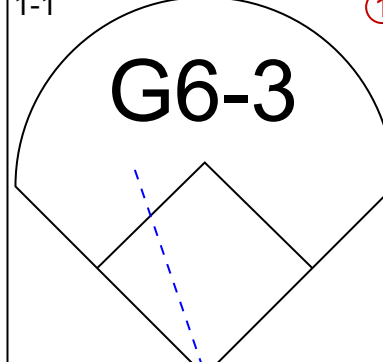
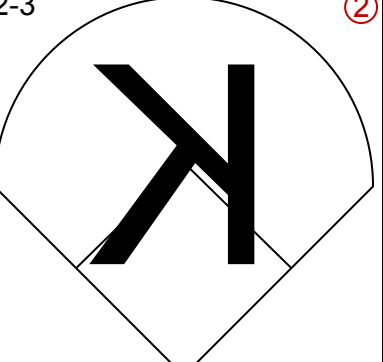
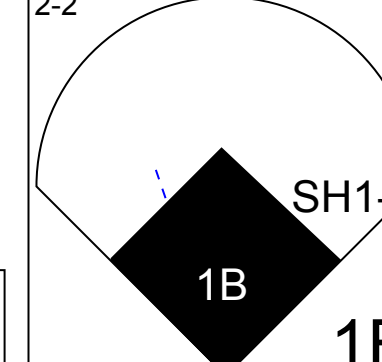
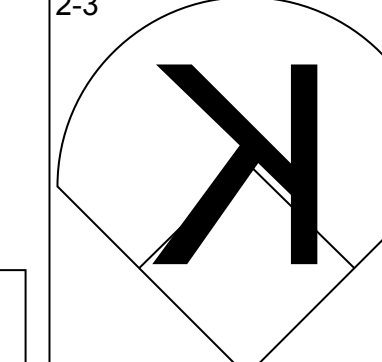
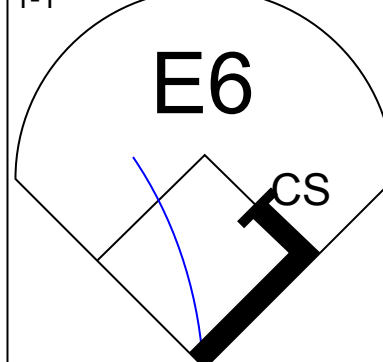
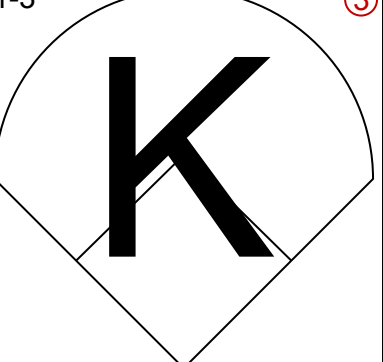
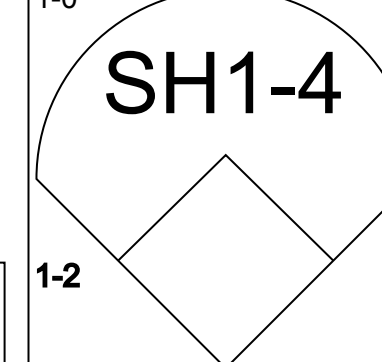
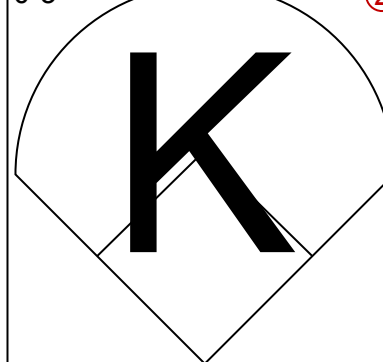
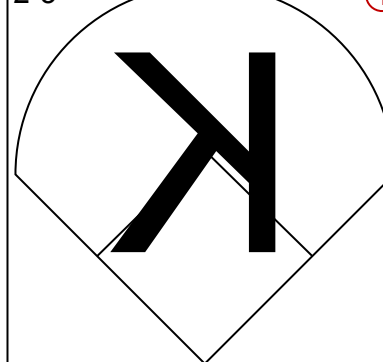
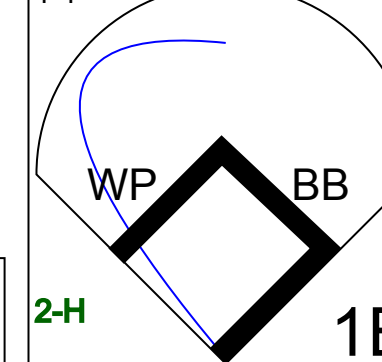
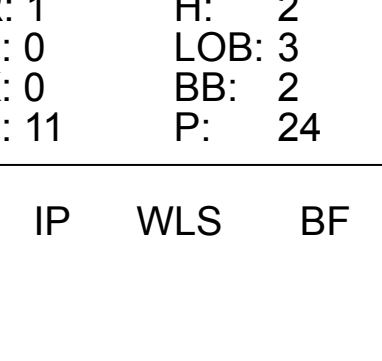
AB	34
R	3
H	7
RBI	3
BB	3
SO	8
LOB	19

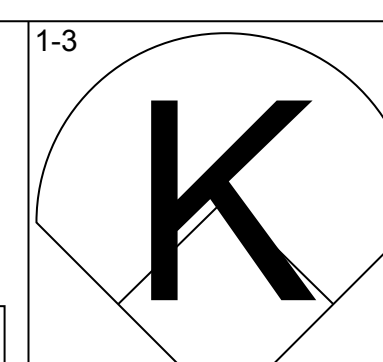
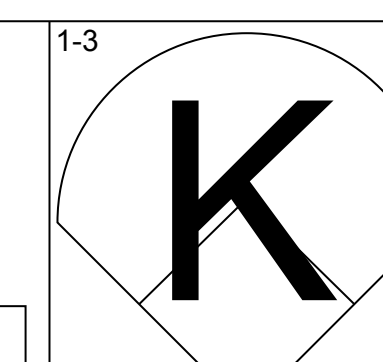
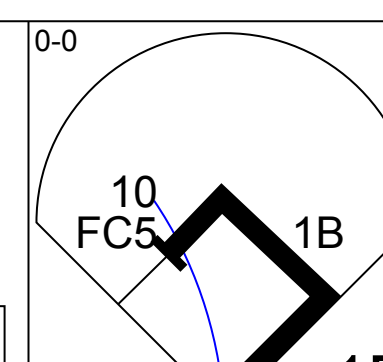
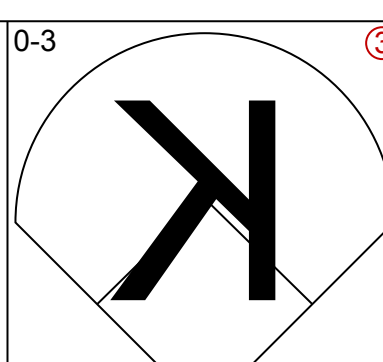
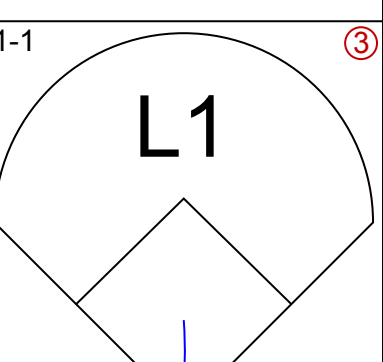
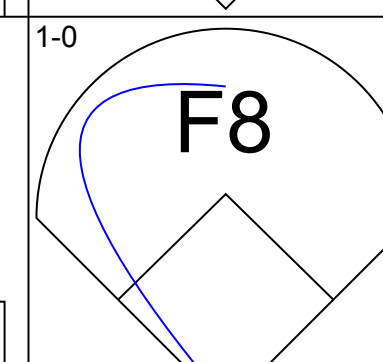
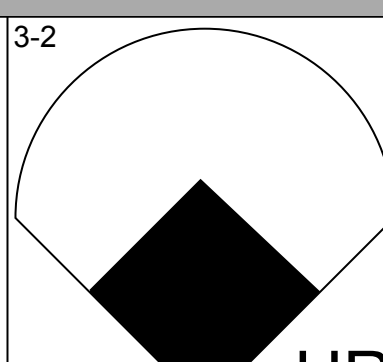
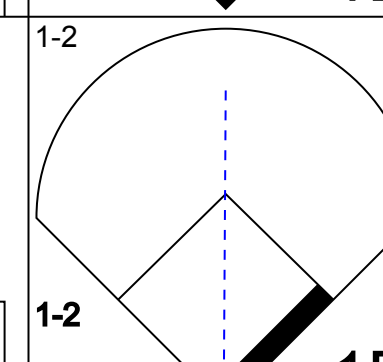
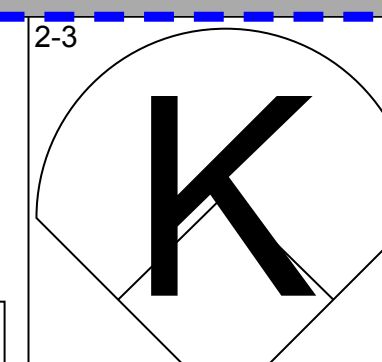
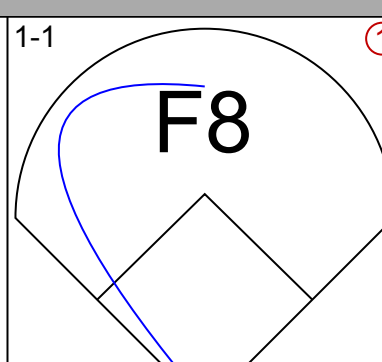
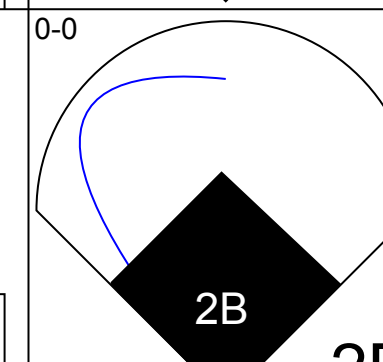
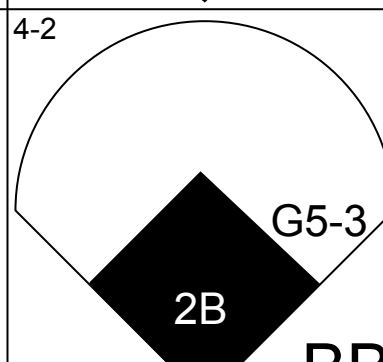
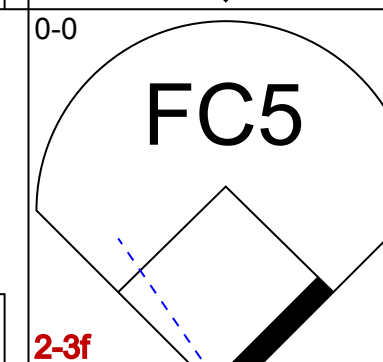
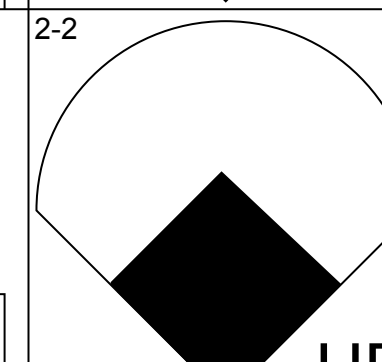
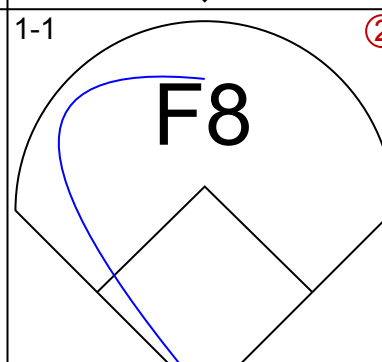
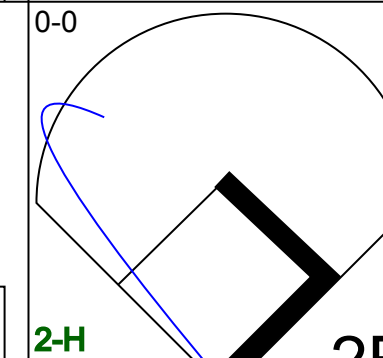
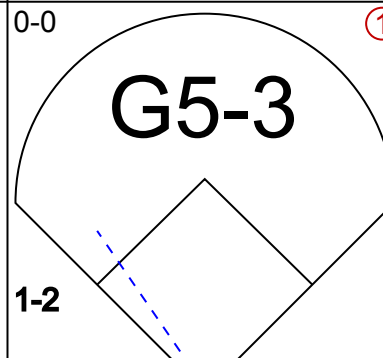
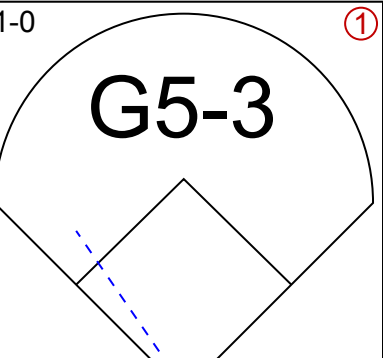
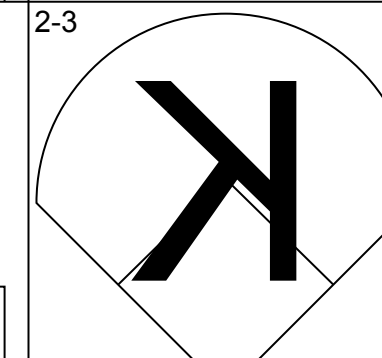
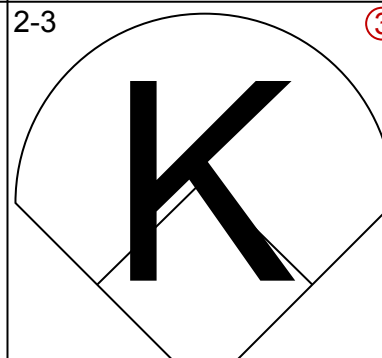
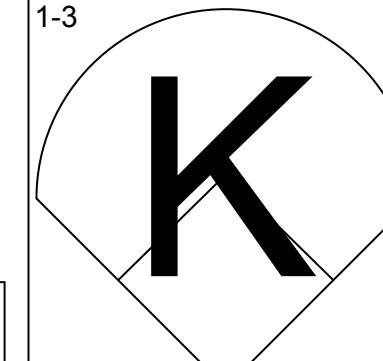
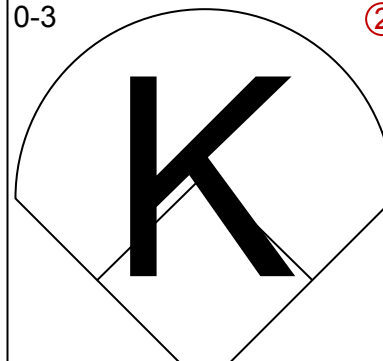
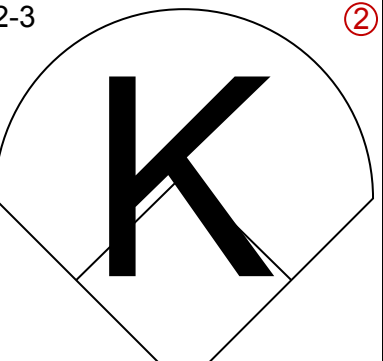
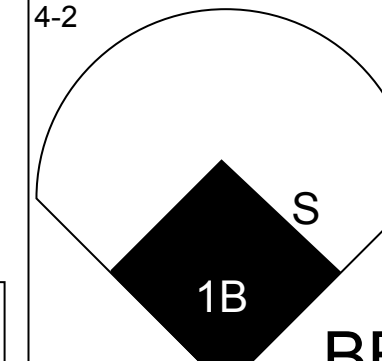
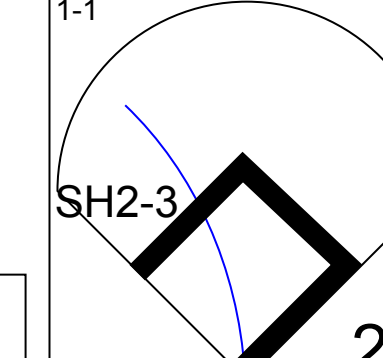
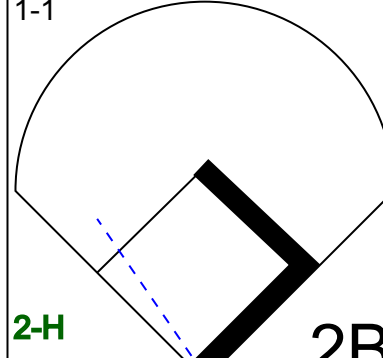
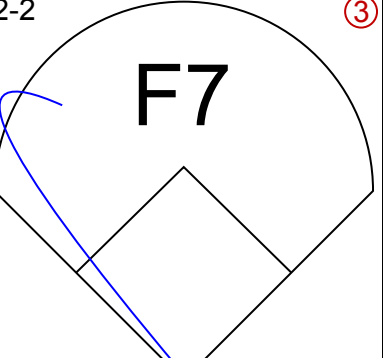
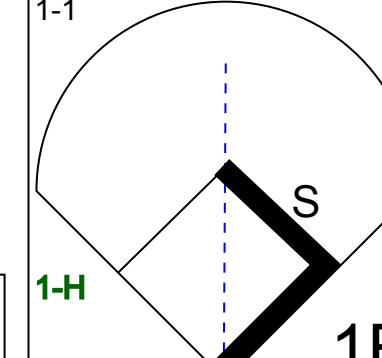
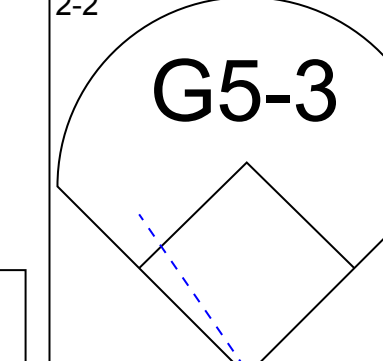
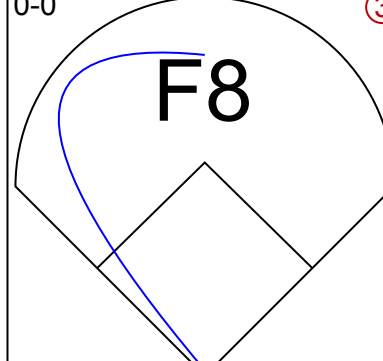
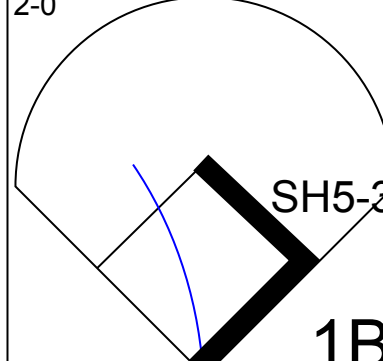
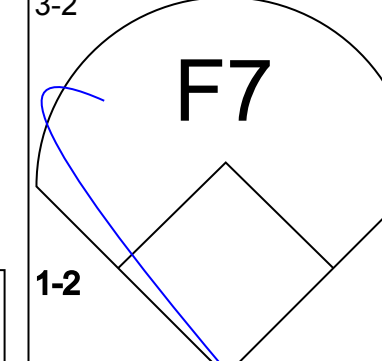
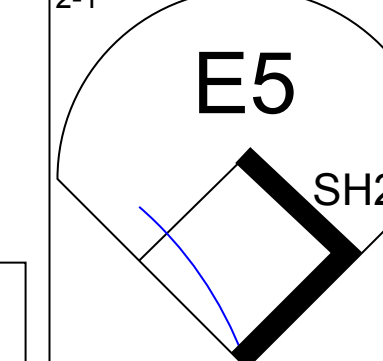
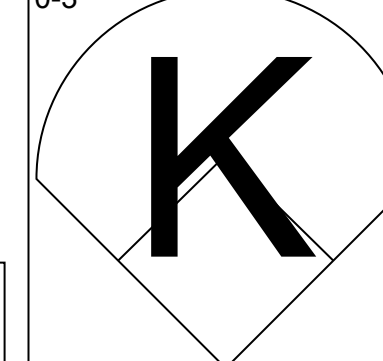
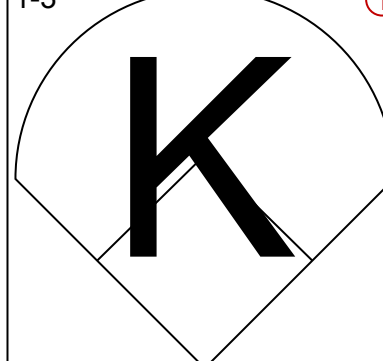
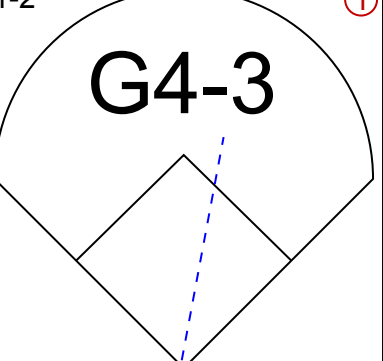

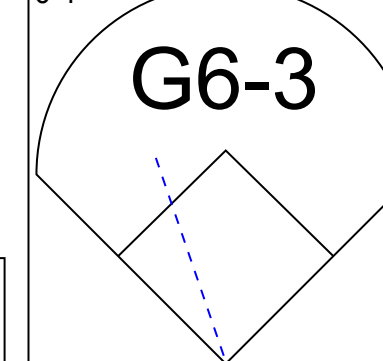
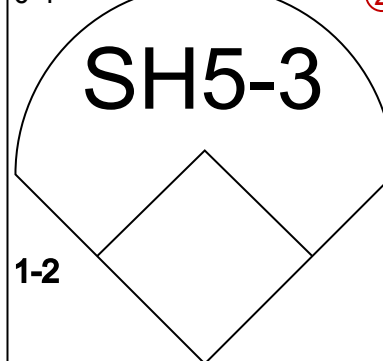
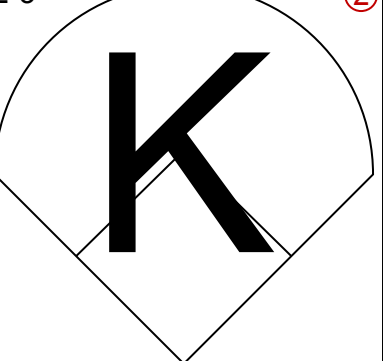


Batter	1	2	3	4	5	6	7	8	9	AB	R	H	RBI	BB	SO	LOB	TOP			
Ozzie Guillen, L (1, 6) OBP: 0.343, SLG: 0.365	G4-3		G4-3 10 1B 2B		F7			0-1 1B		4	1	2	0	0	0	0	<p>Atlanta Braves @ San Diego Padres Qualcomm Stadium, San Diego, CA</p> <p>Tue Aug 11 1998, 10:05 PM EDT Att: 31,430 - Unknown - 82 F</p> <p>livebaseballscores.com</p>			
Keith Lockhart, L (1, 4) OBP: 0.321, SLG: 0.394 Tony Graffanino, R (8, PH) OBP: 0.296, SLG: 0.367	FC6-4 10 1B		G4-3		P4			2-3 1B		3	0	1	0	0	0	1				
10 Chipper Jones, S (1, 5) OBP: 0.412, SLG: 0.570	FC6-4 1B				F7			2-2 L8		4	0	2	1	0	0	2				
Andres Galarraga, R (1, 3) OBP: 0.398, SLG: 0.608 John Rocker, R (8, 1)	FC6-4 1-2 2-3		G5-3		F7			1-0 F8		4	0	1	0	0	0	5				
Ryan Klesko, L (1, 7) OBP: 0.354, SLG: 0.506	G6-3				G3			0-3 K		4	0	0	0	0	1	3				
Javy Lopez, R (1, 2) OBP: 0.336, SLG: 0.547					G5-3			0-0 G6-3		4	0	0	0	0	0	0				
Michael Tucker, L (1, 9) OBP: 0.332, SLG: 0.452					F9			0-0 G6-3		4	0	0	0	0	0	0				
Andruw Jones, R (1, 8) OBP: 0.302, SLG: 0.488					G4-3			1-1 G1-3		4	0	0	0	0	2	0				
Denny Neagle, L (1, 1) OBP: 0.175, SLG: 0.145 Greg Colbrunn, R (8, PH) OBP: 0.379, SLG: 0.492					F8			0-3 K		3	0	0	0	0	1	0				
					G4-3			4-2 1B BB		2	0	0	0	0	0	0	<p>Braves</p>			
					G6-3					0	0	0	0	1	0	0				
Inning Stats	R: 0 E: 0 K: 0 S: 12	H: 2 LOB: 2 BB: 0 P: 16	R: 0 E: 0 K: 0 S: 5	H: 0 LOB: 0 BB: 0 P: 8	R: 1 E: 0 K: 0 S: 9	H: 2 LOB: 1 BB: 0 P: 13	R: 0 E: 0 K: 1 S: 7	H: 0 LOB: 0 BB: 0 P: 12	R: 0 E: 0 K: 0 S: 3	H: 1 LOB: 1 BB: 0 P: 5	R: 0 E: 0 K: 1 S: 7	H: 0 LOB: 0 BB: 0 P: 11	R: 0 E: 0 K: 1 S: 14	H: 1 LOB: 2 BB: 1 P: 23	R: 0 E: 0 K: 2 S: 7	H: 0 LOB: 0 BB: 0 P: 8	1B: 4 2B: 2 3B: 0 HR: 0	SF: 0 SAC: 0 DP: 0 HBP: 0	WP: 0 PB: 0 SB: 0 CS: 0	PA: 34
PITCHER	IP WLS BF H R ER SO BB IBB HBP BLK WP HR S P ERA WHIP	7.0 W 28 6 1 1 2 1 0 0 0 0 0 0 55 85 1.29 1.000	0.2 2 0 0 0 1 0 0 0 0 0 0 0 8 12 0.00 0.000	0.1 1 0 0 0 0 0 0 0 0 0 0 0 1 2 0.00 0.000	1.0 S 3 0 0 0 2 0 0 0 0 0 0 7 8 0.00 0.000															

Batter	1	2	3	4	5	6	7	8	9	AB	R	H	RBI	BB	SO	LOB	BOTTOM			
Quilvio Veras, S (1, 4) OBP: 0.380, SLG: 0.345	F9		K							3	0	1	1	1	1	0	<p>Atlanta Braves @ San Diego Padres Qualcomm Stadium, San Diego, CA</p> <p>Tue Aug 11 1998, 10:05 PM EDT Att: 31,430 - Unknown - 82 F</p> <p>livebaseballscores.com</p>			
Steve Finley, L (1, 8) OBP: 0.302, SLG: 0.404					F8			2H 2B		4	1	1	1	0	0	4				
Tony Gwynn, L (1, 9) OBP: 0.370, SLG: 0.482 Ruben Rivera, R (8, 9) OBP: 0.369, SLG: 0.463					G3-1			0-0 G4-3		3	0	0	0	0	0	0				
Ken Caminiti, S (1, 5) OBP: 0.362, SLG: 0.527					G3-1			0-0 F8		4	1	1	0	0	2	0				
Greg Vaughn, R (1, 7) OBP: 0.364, SLG: 0.624					E5			0-2 G6-3		4	0	0	0	0	0	0				
Wally Joyner, L (1, 3) OBP: 0.383, SLG: 0.470					G4-3			1-0 F8		3	0	0	0	0	0	1				
Carlos Hernandez, R (1, 2) OBP: 0.314, SLG: 0.397								0-2 G5-3		3	1	1	0	0	1	0				
Chris Gomez, R (1, 6) OBP: 0.332, SLG: 0.343					G5-3			1-0 2B 2B		3	0	1	0	0	0	1				
Joey Hamilton, R (1, 1) OBP: 0.185, SLG: 0.264 Randy Myers, L (8, 1) OBP: 1.000, SLG: 1.000 Trevor Hoffman, R (9, 1) OBP: 2.22					K			0-1 G6-3		3	0	1	0	0	1	1				
								1-3 BB 1B		0	0	0	0	0	0	0	<p>SD</p>			
										0	0	0	0	0	0	0				
Inning Stats	R: 1 E: 0 K: 1 S: 16	H: 1 LOB: 0 BB: 0 P: 22	R: 0 E: 0 K: 1 S: 6	H: 0 LOB: 0 BB: 0 P: 7	R: 0 E: 0 K: 2 S: 8	H: 0 LOB: 0 BB: 0 P: 10	R: 1 E: 1 K: 0 S: 9	H: 1 LOB: 1 BB: 0 P: 18	R: 1 E: 0 K: 0 S: 9	H: 2 LOB: 1 BB: 0 P: 17	R: 0 E: 0 K: 0 S: 5	H: 0 LOB: 0 BB: 0 P: 5	R: 0 E: 0 K: 0 S: 13	H: 2 LOB: 3 BB: 1 P: 21	R: 0 E: 0 K: 2 S: 8	H: 0 LOB: 0 BB: 0 P: 11	1B: 3 2B: 2 3B: 0 HR: 1	SF: 0 SAC: 0 DP: 0 HBP: 0	WP: 0 PB: 0 SB: 0 CS: 0	PA: 32
PITCHER	IP WLS BF H R ER SO BB IBB HBP BLK WP HR S P ERA WHIP	7.0 L 29 6 3 2 4 1 0 0 0 0 0 8 66 2.57 1.000	1.0 3 0 0 0 2 0 0 0 0 0 0 0 8 11 0.00 0.000																	

Batter	1	2	3	4	5	6	7	8	9	AB	R	H	RBI	BB	SO	LOB	TOP			
Ozzie Guillen, L OBP: 0.341, SLG: 0.359										3	0	0	0	1	2	0	Atlanta Braves @ San Diego Padres Qualcomm Stadium, San Diego, CA Wed Aug 12 1998, 10:05 PM EDT Att: 40,597 - Unknown - 83 F livebaseballscorecards.com			
Keith Lockhart, L OBP: 0.324, SLG: 0.404 Tony Graffanino, R OBP: 0.295, SLG: 0.365										2	1	1	1	1	0	1				
10 Chipper Jones, S OBP: 0.415, SLG: 0.576										4	0	3	0	0	0	0				
Andres Galarraga, R OBP: 0.395, SLG: 0.602										4	0	0	0	0	3	4				
Ryan Klesko, L OBP: 0.353, SLG: 0.503										4	0	1	0	0	2	3				
Michael Tucker, L OBP: 0.328, SLG: 0.446										4	0	0	0	0	1	3				
Eddie Pérez, R Norm Charlton, S Adam Butler, L										3	0	0	0	0	1	0				
Andruw Jones, R OBP: 0.304, SLG: 0.487										1	0	0	0	2	1	0				
Greg Maddux, R OBP: 0.295, SLG: 0.305 Javy Lopez, R OBP: 0.335, SLG: 0.545										2	0	0	0	0	0	1				
										1	0	0	0	0	0	1				
Inning Stats	R: 1 E: 0 K: 1 S: 11	H: 2 LOB: 1 BB: 0 P: 16	R: 0 E: 0 K: 0 S: 7	H: 0 LOB: 1 BB: 1 P: 14	R: 0 E: 0 K: 1 S: 9	H: 1 LOB: 1 BB: 1 P: 15	R: 0 E: 0 K: 2 S: 8	H: 1 LOB: 0 BB: 0 P: 12	R: 0 E: 0 K: 2 S: 12	H: 1 LOB: 2 BB: 1 P: 22	R: 0 E: 0 K: 0 S: 7	H: 0 LOB: 0 BB: 1 P: 12	R: 0 E: 0 K: 0 S: 7	H: 0 LOB: 0 BB: 0 P: 11	R: 0 E: 0 K: 2 S: 9	H: 0 LOB: 0 BB: 0 P: 14	1B: 3 2B: 1 3B: 1 HR: 1	SF: 0 SAC: 0 DP: 2 HBP: 0	WP: 0 PB: 0 SB: 1 CS: 2	PA: 33
PITCHER	IP WLS BF H R ER SO BB IBB HBP BLK WP HR S P ERA WHIP																			
Andy Ashby, R ERA: 2.5	(1, 1) 7.0 W 27 5 1 1 8 4 0 0 0 0 0 1 62 104 1.29 1.286																			
Randy Myers, L ERA: 4.27	(8, 1) 1.0 3 0 0 0 0 0 0 0 0 0 0 0 7 11 0.00 0.000																			
Donne Wall, R ERA: 2.3	(9, 1) 1.0 3 0 0 0 2 0 0 0 0 0 0 0 9 14 0.00 0.000																			

Batter	1	2	3	4	5	6	7	8	9	AB	R	H	RBI	BB	SO	LOB	BOTTOM			
QuiVivo Veras, S OBP: 0.383, SLG: 0.347										3	1	2	0	1	0	0	Atlanta Braves @ San Diego Padres Qualcomm Stadium, San Diego, CA Wed Aug 12 1998, 10:05 PM EDT Att: 40,597 - Unknown - 83 F livebaseballscorecards.com			
Steve Finley, L OBP: 0.301, SLG: 0.401										3	1	0	0	1	1	3				
Tony Gwynn, L OBP: 0.370, SLG: 0.483 Greg Vaughn, R OBP: 0.365, SLG: 0.624										3	1	1	0	0	0	2				
Ken Caminiti, S OBP: 0.366, SLG: 0.537										3	1	2	2	1	0	3				
Wally Joyner, L OBP: 0.382, SLG: 0.467										4	0	1	2	0	0	1				
Greg Myers, L OBP: 0.289, SLG: 0.358										4	0	0	0	0	1	2				
Ruben Rivera, R OBP: 0.366, SLG: 0.455										4	1	1	0	0	2	0				
Chris Gomez, R OBP: 0.330, SLG: 0.341										2	0	0	0	0	1	0				
Andy Ashby, R OBP: 0.148, SLG: 0.153 Jim Levritz, R OBP: 0.399, SLG: 0.503 Randy Myers, L										2	0	0	0	0	2	1				
Donne Wall, R OBP: 0.333, SLG: 0.333										1	0	1	1	0	0	0				
										0	0	0	0	0	0	0				
										0	0	0	0	0	0	0				
Inning Stats	R: 0 E: 0 K: 0 S: 5	H: 0 LOB: 0 BB: 0 P: 6	R: 0 E: 0 K: 1 S: 7	H: 1 LOB: 0 BB: 0 P: 10	R: 0 E: 1 K: 1 S: 8	H: 0 LOB: 0 BB: 0 P: 11	R: 2 E: 0 K: 1 S: 8	H: 3 LOB: 0 BB: 0 P: 12	R: 0 E: 0 K: 2 S: 7	H: 0 LOB: 0 BB: 0 P: 10	R: 2 E: 0 K: 1 S: 20	H: 2 LOB: 2 BB: 2 P: 33	R: 1 E: 0 K: 0 S: 11	H: 2 LOB: 2 BB: 2 P: 24	R: 0 E: 0 K: 1 S: 8	H: 0 LOB: 0 BB: 0 P: 13	1B: 6 2B: 1 3B: 0 HR: 1	SF: 0 SAC: 1 DP: 1 HBP: 0	WP: 1 PB: 0 SB: 0 CS: 2	PA: 35
PITCHER	IP WLS BF H R ER SO BB IBB HBP BLK WP HR S P ERA WHIP																			
Greg Maddux, R ERA: 1.67	(1, 1) 6.0 L 24 6 4 4 6 1 1 0 0 0 0 1 55 82 6.00 1.167																			
Norm Charlton, L ERA: 7.0	(7, 1) 1.0 7 2 1 1 0 2 0 0 0 0 1 0 11 24 9.00 4.000																			
Adam Butler, L ERA: 19.29	(8, 1) 1.0 3 0 0 0 1 0 0 0 0 0 0 0 8 13 0.00 0.000																			

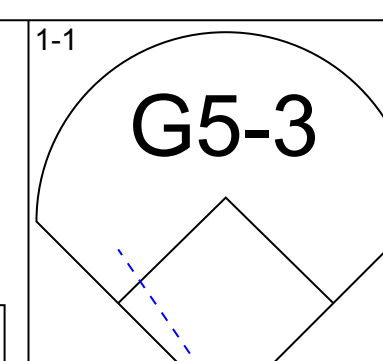
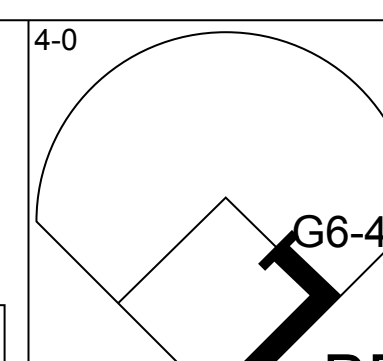
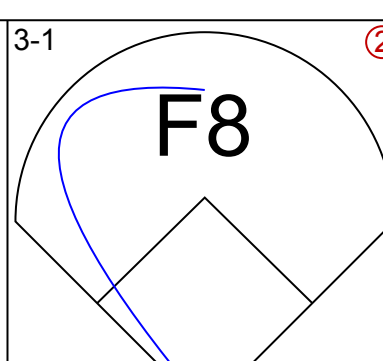
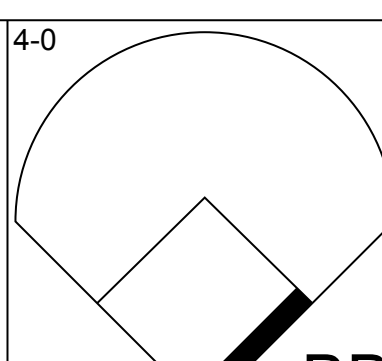
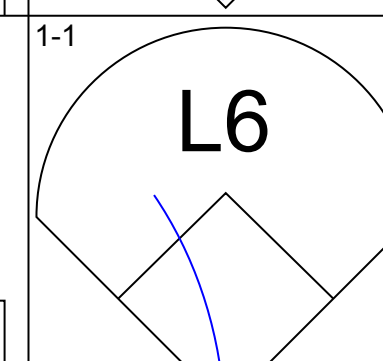
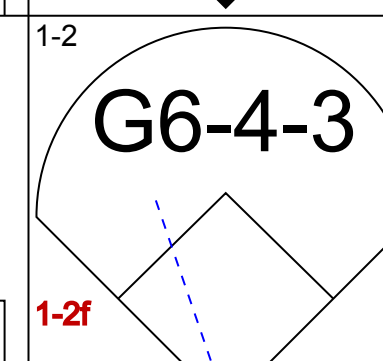
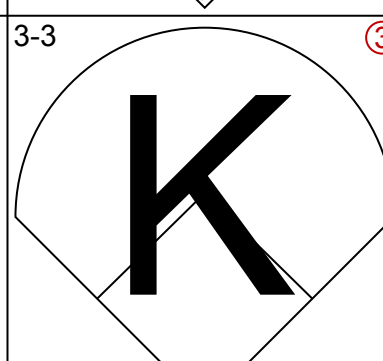
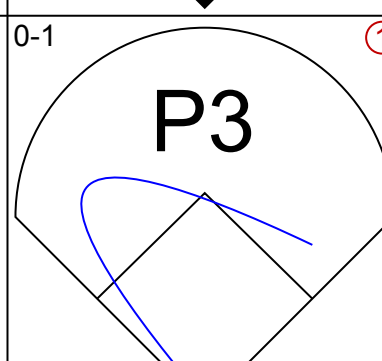
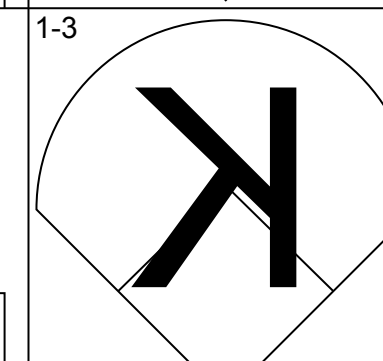
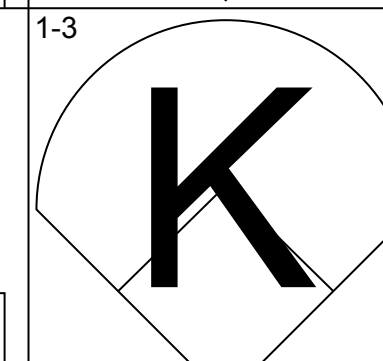
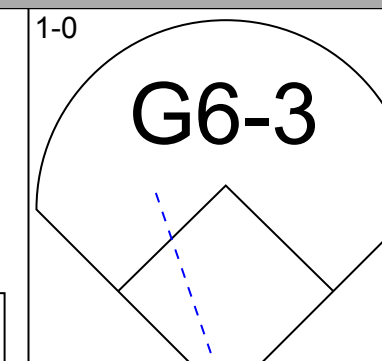
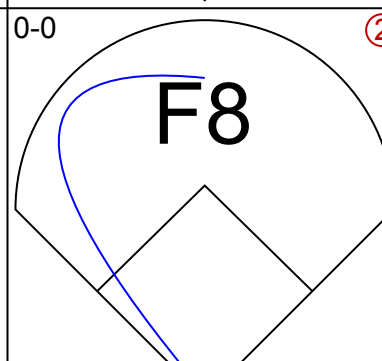
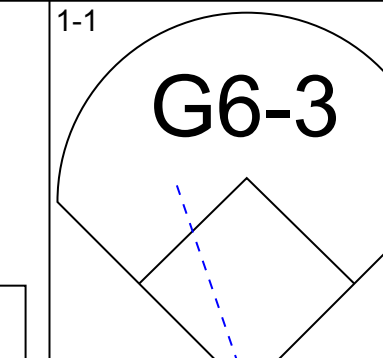
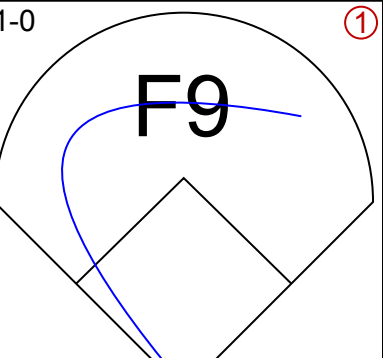
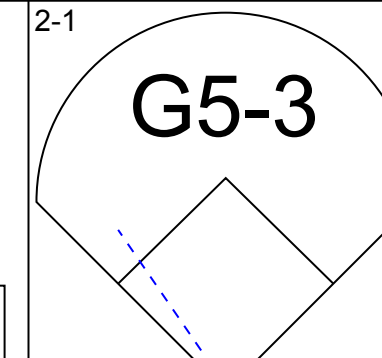
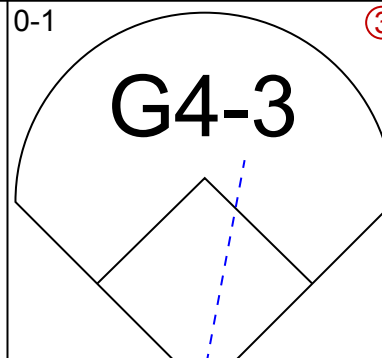
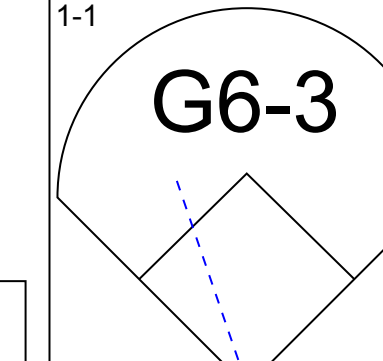
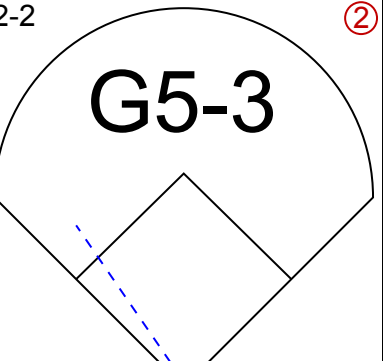
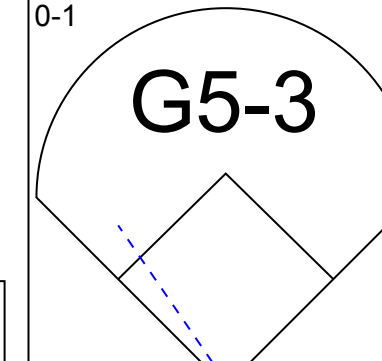
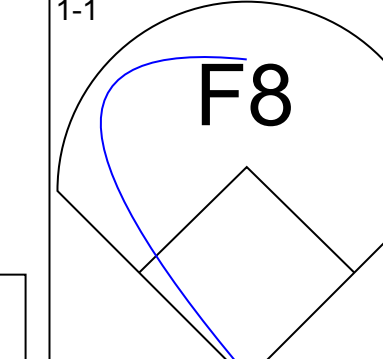
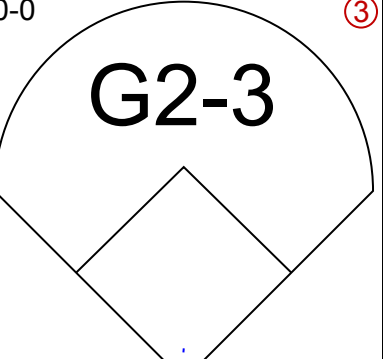
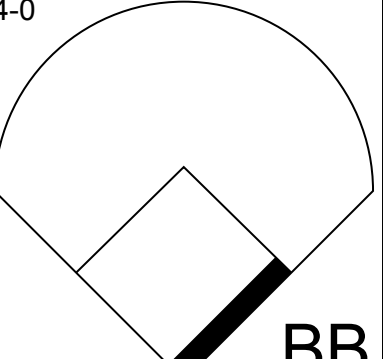
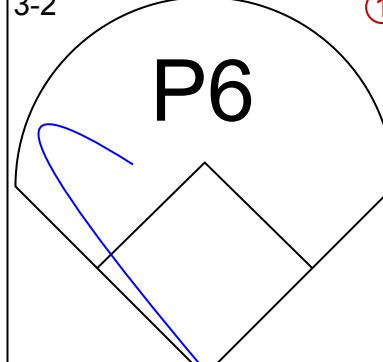
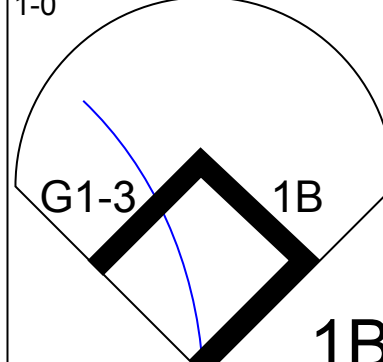
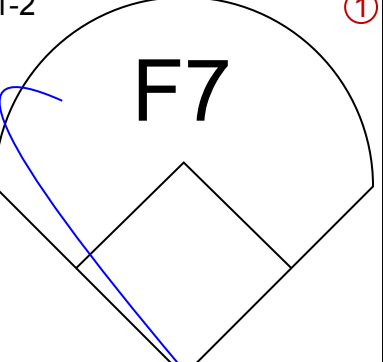
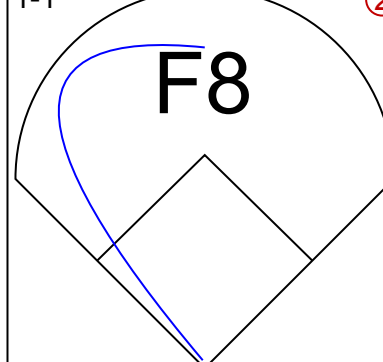
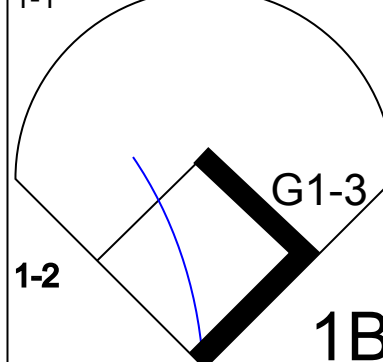
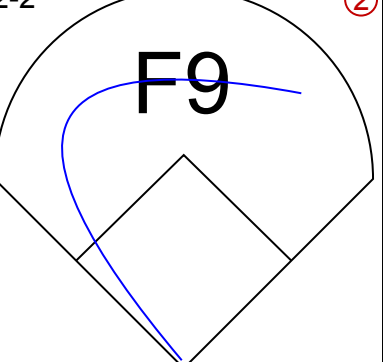

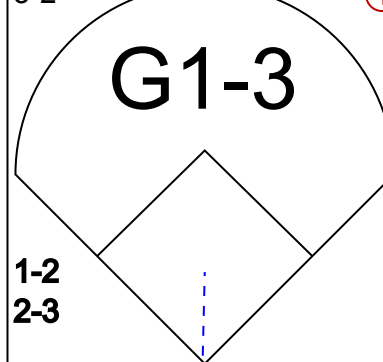
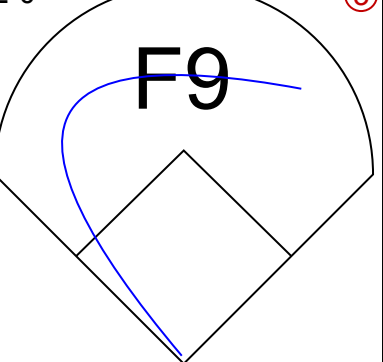
Batter	1	2	3	4	5	6	7	8	9	AB	R	H	RBI	BB	SO	LOB	TOP							
Walt Weiss, S OBP: 0.404, SLG: 0.359 (1, 6)										5	0	1	0	0	3	3								
Gerald Williams, R OBP: 0.321, SLG: 0.434 (1, 9)										5	1	2	1	0	1	0								
10 Chipper Jones, S OBP: 0.417, SLG: 0.584 (1, 5)										4	3	2	1	1	0	2								
Andres Galarraga, R OBP: 0.393, SLG: 0.600 (1, 3)										5	0	1	1	0	2	1								
Javy Lopez, R OBP: 0.334, SLG: 0.541 (1, 2)										3	1	0	0	1	3	2								
Andruw Jones, R OBP: 0.308, SLG: 0.494 (1, 8)										4	0	3	2	0	0	0								
Danny Bautista, R OBP: 0.256, SLG: 0.354 (1, 7)										4	0	1	0	0	0	3								
Tony Graffanino, R OBP: 0.290, SLG: 0.358 (1, 4)										4	0	0	0	0	2	2								
Tom Glavine, L OBP: 0.291, SLG: 0.333 (1, 1)										2	0	0	0	0	1	0								
Inning Stats	R: 1 E: 0 K: 2 S: 9	H: 2 LOB: 1 BB: 0 P: 12	R: 0 E: 1 K: 1 S: 15	H: 1 LOB: 2 BB: 0 P: 22	R: 2 E: 0 K: 1 S: 14	H: 2 LOB: 1 BB: 1 P: 22	R: 0 E: 0 K: 1 S: 10	H: 2 LOB: 0 BB: 0 P: 11	R: 0 E: 0 K: 2 S: 7	H: 0 LOB: 0 BB: 0 P: 12	R: 0 E: 0 K: 1 S: 9	H: 1 LOB: 1 BB: 0 P: 12	R: 2 E: 0 K: 2 S: 16	H: 2 LOB: 1 BB: 1 P: 30	R: 0 E: 0 K: 1 S: 11	H: 0 LOB: 0 BB: 0 P: 15	R: 0 E: 0 K: 1 S: 9	H: 0 LOB: 0 BB: 0 P: 13	1B: 4 2B: 4 3B: 0 HR: 2	SF: 0 SAC: 2 DP: 0 HBP: 0	WP: 0 PB: 0 CS: 0	PA: 40		
PITCHER	IP WLS BF H R ER SO BB IBB HBP BLK WP HR S P ERA WHIP	IP WLS BF H R ER SO BB IBB HBP BLK WP HR S P ERA WHIP	IP WLS BF H R ER SO BB IBB HBP BLK WP HR S P ERA WHIP	IP WLS BF H R ER SO BB IBB HBP BLK WP HR S P ERA WHIP	IP WLS BF H R ER SO BB IBB HBP BLK WP HR S P ERA WHIP	IP WLS BF H R ER SO BB IBB HBP BLK WP HR S P ERA WHIP	IP WLS BF H R ER SO BB IBB HBP BLK WP HR S P ERA WHIP	IP WLS BF H R ER SO BB IBB HBP BLK WP HR S P ERA WHIP	IP WLS BF H R ER SO BB IBB HBP BLK WP HR S P ERA WHIP	IP WLS BF H R ER SO BB IBB HBP BLK WP HR S P ERA WHIP	IP WLS BF H R ER SO BB IBB HBP BLK WP HR S P ERA WHIP	IP WLS BF H R ER SO BB IBB HBP BLK WP HR S P ERA WHIP	IP WLS BF H R ER SO BB IBB HBP BLK WP HR S P ERA WHIP	IP WLS BF H R ER SO BB IBB HBP BLK WP HR S P ERA WHIP	IP WLS BF H R ER SO BB IBB HBP BLK WP HR S P ERA WHIP	IP WLS BF H R ER SO BB IBB HBP BLK WP HR S P ERA WHIP	IP WLS BF H R ER SO BB IBB HBP BLK WP HR S P ERA WHIP	IP WLS BF H R ER SO BB IBB HBP BLK WP HR S P ERA WHIP	IP WLS BF H R ER SO BB IBB HBP BLK WP HR S P ERA WHIP	IP WLS BF H R ER SO BB IBB HBP BLK WP HR S P ERA WHIP	IP WLS BF H R ER SO BB IBB HBP BLK WP HR S P ERA WHIP	IP WLS BF H R ER SO BB IBB HBP BLK WP HR S P ERA WHIP	IP WLS BF H R ER SO BB IBB HBP BLK WP HR S P ERA WHIP	IP WLS BF H R ER SO BB IBB HBP BLK WP HR S P ERA WHIP

Atlanta Braves @ San Diego Padres
Qualcomm Stadium, San Diego, CA
Thu Aug 13 1998, 6:33 AM EDT
Att: 34,547 - Sunny - 83 F

livebaseballscores.com

Braves

AB 36
R 5
H 10
RBI 5
BB 2
SO 12
LOB 13


Batter	1	2	3	4	5	6	7	8	9	AB	R	H	RBI	BB	SO	LOB	BOTTOM							
Quilvio Veras, S OBP: 0.384, SLG: 0.345 (1, 4)										2	0	0	0	2	0	2								
Steve Finley, L OBP: 0.295, SLG: 0.398 (1, 8)										4	0	0	0	0	1	4								
Greg Vaughn, R OBP: 0.362, SLG: 0.618 (1, 7)										4	0	0	0	0	2	1								
Ken Caminiti, S OBP: 0.363, SLG: 0.532 Brian Boehringer, S Mark Sweeney, L OBP: 0.324, SLG: 0.299 (8, PH)										3	0	0	0	0	0	0								
Jim Leyritz, R OBP: 0.394, SLG: 0.495 (1, 3)										3	0	0	0	0	0	0								
Ruben Rivera, R OBP: 0.365, SLG: 0.447 (1, 9)										2	0	0	0	1	0	0								
Carlos Hernandez, R OBP: 0.315, SLG: 0.397 (1, 2)										3	0	1	0	0	0	1								
Andy Sheets, R OBP: 0.294, SLG: 0.340 (8, 5)										3	0	1	0	0	0	1								
24 Mark Langston, R OBP: 0.167, SLG: 0.136 Wally Joyner, L OBP: 0.381, SLG: 0.466 Scott Sanders, R Chris Gomez, R OBP: 0.329, SLG: 0.340 (8, 6)										1	0	0	0	0	1	0								
Inning Stats	R: 0 E: 0 K: 1 S: 7	H: 0 LOB: 0 BB: 0 P: 10	R: 0 E: 0 K: 0 S: 6	H: 0 LOB: 0 BB: 0 P: 9	R: 0 E: 0 K: 1 S: 10	H: 0 LOB: 0 BB: 0 P: 16	R: 0 E: 0 K: 1 S: 8	H: 0 LOB: 0 BB: 1 P: 14	R: 0 E: 0 K: 0 S: 5	H: 0 LOB: 0 BB: 0 P: 8	R: 0 E: 0 K: 1 S: 12	H: 2 LOB: 2 BB: 0 P: 23	R: 0 E: 0 K: 0 S: 5	H: 0 LOB: 0 BB: 0 P: 8	R: 0 E: 0 K: 0 S: 9	H: 0 LOB: 1 BB: 1 P: 18	R: 0 E: 0 K: 0 S: 5	H: 0 LOB: 1 BB: 1 P: 9	1B: 2 2B: 0 3B: 0 HR: 0	SF: 0 SAC: 0 DP: 1 HBP: 0	WP: 0 PB: 0 CS: 0	PA: 31		
PITCHER	IP WLS BF H R ER SO BB IBB HBP BLK WP HR S P ERA WHIP	IP WLS BF H R ER SO BB IBB HBP BLK WP HR S P ERA WHIP	IP WLS BF H R ER SO BB IBB HBP BLK WP HR S P ERA WHIP	IP WLS BF H R ER SO BB IBB HBP BLK WP HR S P ERA WHIP	IP WLS BF H R ER SO BB IBB HBP BLK WP HR S P ERA WHIP	IP WLS BF H R ER SO BB IBB HBP BLK WP HR S P ERA WHIP	IP WLS BF H R ER SO BB IBB HBP BLK WP HR S P ERA WHIP	IP WLS BF H R ER SO BB IBB HBP BLK WP HR S P ERA WHIP	IP WLS BF H R ER SO BB IBB HBP BLK WP HR S P ERA WHIP	IP WLS BF H R ER SO BB IBB HBP BLK WP HR S P ERA WHIP	IP WLS BF H R ER SO BB IBB HBP BLK WP HR S P ERA WHIP	IP WLS BF H R ER SO BB IBB HBP BLK WP HR S P ERA WHIP	IP WLS BF H R ER SO BB IBB HBP BLK WP HR S P ERA WHIP	IP WLS BF H R ER SO BB IBB HBP BLK WP HR S P ERA WHIP	IP WLS BF H R ER SO BB IBB HBP BLK WP HR S P ERA WHIP	IP WLS BF H R ER SO BB IBB HBP BLK WP HR S P ERA WHIP	IP WLS BF H R ER SO BB IBB HBP BLK WP HR S P ERA WHIP	IP WLS BF H R ER SO BB IBB HBP BLK WP HR S P ERA WHIP	IP WLS BF H R ER SO BB IBB HBP BLK WP HR S P ERA WHIP	IP WLS BF H R ER SO BB IBB HBP BLK WP HR S P ERA WHIP	IP WLS BF H R ER SO BB IBB HBP BLK WP HR S P ERA WHIP	IP WLS BF H R ER SO BB IBB HBP BLK WP HR S P ERA WHIP	IP WLS BF H R ER SO BB IBB HBP BLK WP HR S P ERA WHIP	IP WLS BF H R ER SO BB IBB HBP BLK WP HR S P ERA WHIP

Atlanta Braves @ San Diego Padres
Qualcomm Stadium, San Diego, CA
Thu Aug 13 1998, 6:33 AM EDT
Att: 34,547 - Sunny - 83 F


livebaseballscores.com

SD

AB 28
R 0
H 2
RBI 0
BB 3
SO 4
LOB 13

Batter	1	2	3	4	5	6	7	8	9	AB	R	H	RBI	BB	SO	LOB	TOP					
Fernando Vina, L (1,4) OBP: 0.392, SLG: 0.422	1-3 K			2-2 1B		2-1 G4-3			1-0 G1-3	4	0	1	0	0	1	0	Milwaukee Brewers @ San Diego Padres Qualcomm Stadium, San Diego, CA Fri Aug 14, 1998, 10:05 PM EDT Att: 38,639 - Unknown - 76 F livebaseballscorecards.com					
Mark Loretta, R (1,6) OBP: 0.396, SLG: 0.422	1-2 G6-3			0-1 1B		2-1 F8			2-2 1B	4	0	2	0	0	0	0						
Jeff Cirillo, R (1,5) OBP: 0.413, SLG: 0.433	1-1 G5-3			4-1 G6-4-3 BB		3-3 K			1-2 F9	3	0	0	0	1	1	1						
Jeremy Burnitz, L (1,9) OBP: 0.339, SLG: 0.482				0-3 K					0-0 F8	4	0	0	0	0	2	4						
Darrin Jackson, R (1,7) OBP: 0.258, SLG: 0.365				2-0 G6-4-3						3	0	0	0	0	1	3						
Brian Banks, S (1,3) OBP: 0.333, SLG: 0.467										3	0	0	0	0	1	0						
Marquis Grissom, R (1,8) OBP: 0.297, SLG: 0.367										3	0	1	0	0	1	0						
Mike Matheny, R (1,2) OBP: 0.274, SLG: 0.339										3	0	1	0	0	1	0						
Scott Karl, L (1,1) Marc Newfield, R (5, Ph) David Weathers, R (5, 1) Valerio De Los Santos, L (6, 1) Bobby Hughes, R (8, Ph) Chad Fox, R (8, 1)										1	0	0	0	0	0	0						
Inning Stats	R: 0 E: 0 K: 1 S: 8	H: 0 LOB: 0 BB: 0 P: 11	R: 0 E: 0 K: 0 S: 5	H: 0 LOB: 0 BB: 0 P: 7	R: 0 E: 0 K: 1 S: 7	H: 0 LOB: 0 BB: 0 P: 10	R: 0 E: 0 K: 1 S: 11	H: 2 LOB: 2 BB: 1 P: 19	R: 0 E: 0 K: 0 S: 10	H: 2 LOB: 1 BB: 0 P: 15	R: 0 E: 0 K: 1 S: 9	H: 0 LOB: 0 BB: 0 P: 16	R: 0 E: 0 K: 3 S: 11	H: 0 LOB: 0 BB: 0 P: 14	R: 0 E: 0 K: 2 S: 9	H: 0 LOB: 0 BB: 0 P: 12	R: 0 E: 0 K: 0 S: 8	H: 1 LOB: 1 BB: 0 P: 12	1B: 5 2B: 0 3B: 0 HR: 0	SF: 0 SAC: 0 DP: 2 HBP: 0	WP: 0 PB: 0 CS: 0	PA: 31
PITCHER Sterling Hitchcock, L (1, 1) ERA: 3.89	IP: 9.0 WLS: W BF: 31 H: 5 R: 0 ER: 0 SO: 9 BB: 1 IBB: 0 HBP: 0 BLK: 0 WP: 0 HR: 0 S: 78 P: 116 ERA: 0.00 WHIP: 0.667															PITCHER						

Batter	1	2	3	4	5	6	7	8	9	AB	R	H	RBI	BB	SO	LOB	BOTTOM					
QuiVivo Veras, S (1,4) OBP: 0.384, SLG: 0.353	0-0 G6-3	2-0 SF8		4-1 WP G4-3 SF7 BB		0-0 F8			1-0 HR	3	2	1	3	1	0	0	Milwaukee Brewers @ San Diego Padres Qualcomm Stadium, San Diego, CA Fri Aug 14, 1998, 10:05 PM EDT Att: 38,639 - Unknown - 76 F livebaseballscorecards.com					
Steve Finley, L (1,8) OBP: 0.295, SLG: 0.394	0-2 G4-3	3-H 1-2 1B HBP		1-1 G4-3		1-1 G4-3			1-0 P2	4	0	0	0	0	0	1						
Greg Vaughn, R (1,7) OBP: 0.363, SLG: 0.619	0-0 1B	2-1 SAFE 1B		2-1 SF7		0-0 F7				3	1	2	1	0	0	0						
James Mouton, R (8, 7) OBP: 0.262, SLG: 0.273	1-1 1B	1-2 1B		2-H F8						0	0	0	0	0	0	0						
Ken Caminiti, S (1,5) OBP: 0.362, SLG: 0.529	0-0 1B	2-3 K		2-2 F8						4	0	1	0	0	1	2						
Ed Giovannola, L (8, 5) OBP: 0.311, SLG: 0.319	1-2 1B									0	0	0	0	0	0	0						
Wally Joyner, L (1,3) OBP: 0.380, SLG: 0.463	1-2 1B			2-1 P6						4	0	1	0	0	1	0						
Jim Leyritz, R (1,2) OBP: 0.400, SLG: 0.500	1-2 1B			3-2 HR						4	1	3	1	0	1	0						
Ruben Rivera, R (1,9) OBP: 0.355, SLG: 0.432	1-2 P4			2-3 K						4	0	0	0	0	2	5						
Chris Gomez, R (1,6) OBP: 0.333, SLG: 0.355		0-0 SH1-4 SF8 2B		2-2 HR						3	2	2	2	1	1	0						
Sterling Hitchcock, L (1, 1) OBP: 0.189, SLG: 0.167	0-1 SH1-4	0-2 P2		1-3 K						2	1	0	0	1	1	2						
Inning Stats	R: 1 E: 0 K: 0 S: 18	H: 4 LOB: 3 BB: 0 P: 21	R: 1 E: 0 K: 1 S: 14	H: 2 LOB: 2 BB: 0 P: 20	R: 2 E: 0 K: 1 S: 16	H: 2 LOB: 0 BB: 0 P: 25	R: 1 E: 0 K: 0 S: 8	H: 0 LOB: 1 BB: 1 P: 17	R: 0 E: 0 K: 3 S: 11	H: 1 LOB: 2 BB: 1 P: 21	R: 0 E: 0 K: 0 S: 4	H: 0 LOB: 0 BB: 0 P: 5	R: 0 E: 0 K: 1 S: 8	H: 0 LOB: 0 BB: 0 P: 13	R: 2 E: 0 K: 1 S: 9	H: 1 LOB: 0 BB: 1 P: 16	R: 0 E: 0 K: 1 S: 8	H: 0 LOB: 0 BB: 0 P: 12	1B: 7 2B: 1 3B: 0 HR: 2	SF: 2 SAC: 1 DP: 0 HBP: 1	WP: 1 PB: 0 SB: 0 CS: 0	PA: 38
PITCHER Scott Karl, L (1, 1) David Weathers, R (5, 1) Valerio De Los Santos, L (6, 1) Chad Fox, R (8, 1)	IP: 4.0 WLS: L BF: 22 H: 5 R: 5 ER: 5 SO: 2 BB: 1 IBB: 0 HBP: 0 BLK: 0 WP: 1 HR: 1 S: 56 P: 83 ERA: 11.25 WHIP: 2.250															PITCHER						

Batter	1	2	3	4	5	6	7	8	9	AB	R	H	RBI	BB	SO	LOB	TOP					
Fernando Vina, L (1,4) OBP: 0.389, SLG: 0.419	1-2 G3-1		0-0 G3			3-2 F9		1-0 G3-1	4 0 0 0 0 0								Milwaukee Brewers @ San Diego Padres Qualcomm Stadium, San Diego, CA Sun Aug 16 1998, 6:33 AM EDT Sunny - 78 F livebaseballscorecards.com					
Jose Valentin, S (1,6) OBP: 0.317, SLG: 0.400	1-3 K			0-0 G4-3			2-0 G4-3	0-2 G1-3	4 0 0 0 0 1 0													
Jeff Cirillo, R (1,5) OBP: 0.411, SLG: 0.430	4-2 BB			3-2 K			0-0 G6-3	2-2 P2	3 0 0 0 1 1 0													
Dave Nilsson, L (1,3) OBP: 0.332, SLG: 0.362	2-1 G4-3			0-3 K			4-2 1B BB		2 0 0 0 1 1 1													
Jeromy Burnitz, L (1,9)		2-2 G3-4-1			0-0 F8		0-0 1-2 1B		3 0 1 0 0 0 0													
Darin Jackson, R (1,8) OBP: 0.253, SLG: 0.358	1-3 K			0-1 G3			0-3 K		3 0 0 0 0 2 2													
Geoff Jenkins, L (1,7) OBP: 0.273, SLG: 0.411		3-3 K		2-3 K				2-2 G3	3 0 0 0 0 2 0													
Bobby Hughes, R (1,2) OBP: 0.287, SLG: 0.384			0-1 F9			1-3 K		2-3 K	3 0 0 0 0 2 0													
52 Rafael Roque, L (1,1) Marc Newfield, R (6, PH) Bronswell Patrick, R (6, PH) Bob Hamelin, L (8, PH) Mike Myers, L (8, PH)			0-3 K			0-3 K		0-0 G6-3	1 0 0 0 0 1 0 1 0 0 0 0 1 0 0 0 0 0 0 0 0 1 0 0 0 0 0 0 0 0 0 0 0 0 0													
Inning Stats	R: 0 E: 0 K: 1 S: 13	H: 0 LOB: 1 BB: 1 P: 21	R: 0 E: 0 K: 2 S: 16	H: 0 LOB: 0 BB: 0 P: 22	R: 0 E: 0 K: 1 S: 6	H: 0 LOB: 0 BB: 0 P: 6	R: 0 E: 0 K: 2 S: 11	H: 0 LOB: 0 BB: 0 P: 14	R: 0 E: 0 K: 1 S: 6	H: 0 LOB: 0 BB: 0 P: 8	R: 0 E: 0 K: 1 S: 12	H: 1 LOB: 2 BB: 1 P: 16	R: 0 E: 0 K: 1 S: 8	H: 0 LOB: 0 BB: 0 P: 14	R: 0 E: 0 K: 1 S: 11	H: 0 LOB: 0 BB: 0 P: 15		R: 0 E: 0 K: 0 S: 7	H: 0 LOB: 0 BB: 0 P: 10	1B: 1 2B: 0 3B: 0 HR: 0	SF: 0 SAC: 0 DP: 0 HBP: 0	WP: 0 PB: 0 SB: 0 CS: 0
PITCHER Kevin Brown, R (1,1) ERA: 2.46	IP: 9.0 WLS: W BF: 30 H: 1 R: 0 ER: 0 SO: 11 BB: 2 IBB: 0 HBP: 0 BLK: 0 WP: 0 HR: 0 S: 90 P: 126 ERA: 0.00 WHIP: 0.333															PITCHER						

Batter	1	2	3	4	5	6	7	8	9	AB	R	H	RBI	BB	SO	LOB	BOTTOM			
Quirova Veras, S (1,4) OBP: 0.380, SLG: 0.348	1-2 F7	1-1 F9		1-0 F9		1-1 G4-3		0-0 F9	5 0 0 0 0 0 6								Milwaukee Brewers @ San Diego Padres Qualcomm Stadium, San Diego, CA Sun Aug 16 1998, 6:33 AM EDT Sunny - 78 F livebaseballscorecards.com			
Steve Finley, L (1,8) OBP: 0.295, SLG: 0.390	2-2 P4		0-3 K		0-3 K		2-1 L6	2-2 P5	5 0 0 0 0 2 0											
Greg Vaughn, R (1,7) OBP: 0.362, SLG: 0.615	0-0 F7		4-1 BB BB		1-0 G6-3		1-3 K		3 0 0 0 1 1 0											
Ken Caminiti, S (1,5) OBP: 0.363, SLG: 0.526		2-3 K	4-2 BB SAFE SAFE	1-2 BB	3-2 G5-3		4-1 2B 1B BB		2 1 0 0 2 1 0											
Wally Joyner, L (1,3) OBP: 0.381, SLG: 0.467		0-0 BB 1B 1B	1-2 F9		3-2 F8		0-0 1B 2B		4 2 2 0 0 0 2											
Ruben Rivera, R (1,9) OBP: 0.366, SLG: 0.438		1-2 BB 1B	0-2 G4-3		4-2 1B BB		0-0 1B	2-3 3-H 1B	3 1 2 1 1 0 2											
Carlos Hernandez, R (1,2) OBP: 0.320, SLG: 0.399	1-0 F8			4-2 BB		2-1 SAFE	1-3 1B	1-2 1B	3 0 2 1 1 0 2											
Chris Gomez, R (1,6) OBP: 0.335, SLG: 0.353	4-1 1B BB		1-3 K		4-2 SAFE SAFE		1-2 BB	1-3 K	2 0 0 0 2 2 3											
Kevin Brown, R (1,1) OBP: 0.227, SLG: 0.234	1-1 1-3 2-H 1B		1-1 P4		0-3 K		1-0 F9		4 0 1 2 0 1 4											
Inning Stats	R: 2 E: 0 K: 0 S: 9	H: 3 LOB: 2 BB: 1 P: 23	R: 0 E: 0 K: 1 S: 12	H: 0 LOB: 2 BB: 2 P: 21	R: 0 E: 0 K: 1 S: 14	H: 0 LOB: 1 BB: 1 P: 20	R: 0 E: 0 K: 1 S: 7	H: 0 LOB: 0 BB: 0 P: 11	R: 0 E: 0 K: 1 S: 16	H: 1 LOB: 3 BB: 2 P: 29	R: 2 E: 0 K: 2 S: 12	H: 3 LOB: 2 BB: 1 P: 20	R: 0 E: 0 K: 0 S: 5	H: 0 LOB: 0 BB: 0 P: 8	R: 0 E: 0 K: 0 S: 5	H: 0 LOB: 0 BB: 0 P: 8		1B: 6 2B: 1 3B: 0 HR: 0	SF: 0 SAC: 0 DP: 0 HBP: 0	WP: 0 PB: 0 SB: 1 CS: 0
PITCHER 52 Rafael Roque, L (1,1) ERA: 5.0 Bronswell Patrick, R (6,1) ERA: 3.73 Mike Myers, L (8,1) ERA: 1.91	IP: 5.0 WLS: L BF: 13 H: 4 R: 2 ER: 2 SO: 3 BB: 4 IBB: 0 HBP: 0 BLK: 0 WP: 0 HR: 0 S: 28 P: 49 ERA: 9.00 WHIP: 3.500															PITCHER				

Batter	1	2	3	4	5	6	7	8	9	AB	R	H	RBI	BB	SO	LOB	TOP				
Fernando Vina, L (1,4) OBP: 0.392, SLG: 0.422	1-1 CS HBP		0-0 F7			0-1 1B		1-1 F8 2B		3	0	2	0	0	0	0					
Marquis Grissom, R (1,8) OBP: 0.294, SLG: 0.364	2-3 K		3-2 G4-3			0-0 F8		3-0 F8 2-3		4	0	0	0	0	1	2					
Mark Loretta, R (1,6) OBP: 0.391, SLG: 0.416	2-3 K			0-0 G4-3			1-1 G6-3	2-2 F9		4	0	0	0	0	1	1					
Jeff Cirillo, R (1,5) OBP: 0.412, SLG: 0.431		1-1 2B 1B		3-3 K			1-2 HR 1B		1-3 K	4	2	2	0	0	2	0					
Jeromy Burnitz, L (1,9) OBP: 0.338, SLG: 0.486		K		1-1 P2			0-0 HR		0-0 G5-3	4	1	1	2	0	1	1					
Bob Hamelin, L (1,3) OBP: 0.278, SLG: 0.352 Bob Wickman, R (9,1)			0-0 1-H 2B		0-2 G3-1		1-2 G6-3		1-3 K	4	0	1	1	0	1	0					
Geoff Jenkins, L (1,7) OBP: 0.275, SLG: 0.431		K			0-3 K		0-0 HR			3	1	1	1	0	2	1					
Mike Matheny, R (1,2) OBP: 0.271, SLG: 0.335			1-2 G6-3		1-2 P6		1-1 F8			3	0	0	0	0	0	1					
Bill Pulsipher, L (1,1) Dave Nilsson, L (8,PH) Chad Fox, R (8,1) Jose Valentin, S (9,6) OBP: 0.330, SLG: 0.361				0-1 P6		0-0 G1-3			1-0 P6	2	0	0	0	0	0	0					
Inning Stats	R: 0 E: 0 K: 2 S: 8	H: 0 LOB: 0 BB: 0 P: 13	R: 1 E: 0 K: 2 S: 13	H: 2 LOB: 1 BB: 0 P: 16	R: 0 E: 0 K: 0 S: 7	H: 0 LOB: 0 BB: 0 P: 10	R: 0 E: 0 K: 1 S: 6	H: 0 LOB: 0 BB: 0 P: 10	R: 0 E: 0 K: 0 S: 4	H: 1 LOB: 0 BB: 0 P: 4	R: 3 E: 0 K: 0 S: 12	H: 3 LOB: 0 BB: 0 P: 16	R: 0 E: 0 K: 0 S: 8	H: 1 LOB: 1 BB: 0 P: 15	R: 0 E: 0 K: 2 S: 9	H: 0 LOB: 0 BB: 0 P: 11	1B: 3 2B: 2 3B: 0 HR: 2	SF: 0 SAC: 0 DP: 0 HBP: 1	WP: 0 PB: 0 SB: 0 CS: 1	PA: 33	
PITCHER	IP	WLS	BF	H	R	ER	SO	BB	IBB	HBP	BLK	WP	HR	S	P	ERA	WHIP				
Joey Hamilton, R (1,1) ERA: 4.58	7.0	L	26	6	4	4	6	0	0	1	0	0	2	59	79	5.14	0.857				
Dan Miceli, R (8,1) ERA: 3.0	1.1		5	1	0	0	1	0	0	0	0	0	0	11	19	0.00	0.750				
Randy Myers, L (9,1) ERA: 4.21	0.2		2	0	0	0	1	0	0	0	0	0	0	6	7	0.00	0.000				

Milwaukee Brewers @ San Diego Padres
Qualcomm Stadium, San Diego, CA
Sun Aug 16 1998, 6:38 AM EDT
Att: 29,319 - Sunny - 78 F

AB 32
R 4
H 7
RBI 4
BB 0
SO 8
LOB 6



Batter	1	2	3	4	5	6	7	8	9	AB	R	H	RBI	BB	SO	LOB	BOTTOM					
Quilvio Veras, S (1,4) OBP: 0.380, SLG: 0.349	1-2 E4 G4-3		0-3 K			1-2 G6-4-3 1B		2-3 K	0-0 1-2 2-3 1B	5	0	2	0	0	2	2						
James Mouton, R (1,9) OBP: 0.246, SLG: 0.254 Carlos Hernandez, R (9,PH) OBP: 0.319, SLG: 0.398	0-0 G4-3		1-1 G5-3		0-0 F9		0-1 F9		1-2 G6-3	4	0	0	0	0	0	4						
Greg Vaughn, R (1,7) OBP: 0.361, SLG: 0.611	0-3 K		2-1 1B		1-0 G6-4-3			3-3 K		4	0	1	0	0	2	1						
Ken Caminiti, S (1,5) OBP: 0.362, SLG: 0.521		4-0 1B BB	1 SAFE 2-3 K		0-3 K			3-3 K		3	0	0	0	1	3	1						
Jim Leyritz, R (1,3) OBP: 0.402, SLG: 0.500		2-0 G1-5-3 1B 1B		2-0 PB 1B		0-3 K		1-0 P3		4	1	2	0	0	1	0						
Ruben Rivera, R (1,8) OBP: 0.358, SLG: 0.427 Steve Finley, L (9,PH) OBP: 0.295, SLG: 0.389		1-1 FC5-2-5 G1-5-3 1B		1-3 K		2-3 K			3-2 P5	3	1	0	0	0	2	3						
Greg Myers, L (1,2) OBP: 0.288, SLG: 0.354		1-2 G1-5-3		1-3 K			2-2 F7		2-0 1B 1B	4	0	1	0	0	1	3						
Andy Sheets, R (1,6) OBP: 0.307, SLG: 0.349 Wally Joyner, L (9,PH) OBP: 0.382, SLG: 0.468 Ed Giovanola, L (9,FR) OBP: 0.311, SLG: 0.319		1-2 1B		4-0 IBB			2-0 E 1B		2-1 1B 1B	2	0	2	2	1	0	0						
Joey Hamilton, R (1,1) OBP: 0.179, SLG: 0.255 Chris Gomez, R (7,PH) OBP: 0.334, SLG: 0.352 Dan Miceli, R (8,1) OBP: 1.000, SLG: 1.000 Randy Myers, L (9,1) Mark Sweeney, L (9,PH) OBP: 0.321, SLG: 0.297			0-0 G5-3		0-0 K		1-1 E2		2-3 K	2	0	0	0	0	1	3						
Inning Stats	R: 0 E: 1 K: 1 S: 7	H: 0 LOB: 0 BB: 0 P: 8	R: 2 E: 0 K: 0 S: 8	H: 2 LOB: 1 BB: 1 P: 16	R: 0 E: 0 K: 2 S: 12	H: 1 LOB: 1 BB: 0 P: 17	R: 0 E: 0 K: 3 S: 10	H: 1 LOB: 2 BB: 1 P: 21	R: 0 E: 0 K: 0 S: 5	H: 1 LOB: 0 BB: 0 P: 7	R: 0 E: 0 K: 3 S: 10	H: 0 LOB: 0 BB: 0 P: 12	R: 0 E: 1 K: 1 S: 12	H: 1 LOB: 2 BB: 0 P: 19	R: 0 E: 0 K: 2 S: 7	H: 0 LOB: 0 BB: 0 P: 14	R: 0 E: 0 K: 1 S: 13	H: 3 LOB: 3 BB: 0 P: 23	1B: 9 2B: 0 3B: 0 HR: 0	SF: 0 SAC: 0 DP: 2 HBP: 0	WP: 0 PB: 1 SB: 0 CS: 0	PA: 38
PITCHER	IP	WLS	BF	H	R	ER	SO	BB	IBB	HBP	BLK	WP	HR	S	P	ERA	WHIP					
Bill Pulsipher, L (1,1) ERA: 4.6	7.0	W	29	6	2	2	10	1	1	0	0	0	0	64	100	2.57	1.000					
Chad Fox, R (8,1) ERA: 4.22	1.0		3	0	0	0	2	0	0	0	0	0	0	7	14	0.00	0.000					
Bob Wickman, R (9,1) ERA: 2.67	1.0	S	6	3	0	0	1	0	0	0	0	0	0	13	23	0.00	3.000					

Milwaukee Brewers @ San Diego Padres
Qualcomm Stadium, San Diego, CA
Sun Aug 16 1998, 6:38 AM EDT
Att: 29,319 - Sunny - 78 F

AB 36
R 2
H 9
RBI 2
BB 2
SO 13
LOB 23




Batter	1	2	3	4	5	6	7	8	9	AB	R	H	RBI	BB	SO	LOB	TOP				
Quilvio Veras, S OBP: 0.397, SLG: 0.356 (1, 4)	3-2 BB 2B 1B	1-0 1B FC5-2 2B	4-1 BB		3-1 CS 1B			4-1 1B PB BB		3	2	3	0	2	0	0	San Diego Padres @ Florida Marlins Pro Player Stadium, Miami, FL Tue Aug 18 1998, 7:05 PM EDT Att: 23,275 - Cloudy - 80 F				
Steve Finley, L OBP: 0.295, SLG: 0.390 (1, 8)	4-2 2B 1B	2-0 FC5-2 1B	1-0 F8		2-0 CS 1-2	2-3 K		0-2 PB 1B		4	1	2	0	1	1	2					
Greg Vaughn, R Trevor Hoffman, R (1, 7) (8, 1)	1-1 1B 2B	4-2 FC5-2 BB		0-0 HR		3-3 K		2-3 K		4	2	2	2	1	2	1					
Ken Caminiti, S OBP: 0.361, SLG: 0.518 Ed Giovannola, L OBP: 0.319, SLG: 0.322 (1, 5) (2, 5)	0-0 1B 1B	1-1 FC5-2 1B		4-1 BB		3-3 K		0-0 SH3-4 PB 1B		2	1	0	0	0	0	5					
Wally Joyner, L OBP: 0.383, SLG: 0.466 (1, 3)	3-1 1B 1B	0-0 P5		0-1 L7		2-3 K		4-1 PB SH3-4 BB		4	0	1	2	1	1	4					
Ruben Rivera, R OBP: 0.355, SLG: 0.422 (1, 9)	1-0 1B	0-0 F8		0-0 P4		1-2 L8		1-0 SH3-4		4	0	1	1	0	0	4					
Carlos Hernandez, R Dan Miceli, R Randy Myers, L James Moulton, R (1, 2) (7, 1) (8, 1) (8, 7)	0-2 L1-3 1-2		1-0 2B	0-0 P3		2-0 G5-3		4-0 PB IBB		4	0	1	0	0	0	3					
Chris Gomez, R OBP: 0.333, SLG: 0.349 Mark Sweeney, L OBP: 0.319, SLG: 0.294 Andy Sheets, R OBP: 0.307, SLG: 0.349 (1, 6) (9, PH) (9, 6)	4-0 IBB		1-2 F9		1-0 F9		2-2 G4-3	2-3 K		3	0	0	0	1	0	1					
Andy Ashby, R OBP: 0.141, SLG: 0.145 Donne Wall, R OBP: 0.333, SLG: 0.333 Greg Myers, L OBP: 0.284, SLG: 0.349 (1, 1) (7, 1) (7, 2)	0-0 G1		0-2 G5-3		0-2 G5-3		1-0 G4-3	2-2 G3-1		3	0	0	0	0	0	3					
Inning Stats	R: 4 E: 1 K: 0 S: 19	H: 4 LOB: 2 BB: 2 P: 35	R: 0 E: 0 K: 0 S: 9	H: 2 LOB: 3 BB: 1 P: 17	R: 0 E: 0 K: 0 S: 9	H: 1 LOB: 2 BB: 1 P: 16	R: 1 E: 0 K: 0 S: 6	H: 1 LOB: 1 BB: 0 P: 10	R: 0 E: 0 K: 3 S: 13	H: 0 LOB: 0 BB: 0 P: 21	R: 0 E: 0 K: 1 S: 9	H: 0 LOB: 0 BB: 0 P: 14	R: 1 E: 0 K: 1 S: 12	H: 1 LOB: 1 BB: 2 P: 21	R: 1 E: 0 K: 1 S: 10	H: 1 LOB: 2 BB: 2 P: 23		1B: 7 2B: 4 3B: 0 HR: 1	SF: 0 SAC: 1 DP: 1 HBP: 0	WP: 0 PB: 2 SB: 1 CS: 1	PA: 46
PITCHER	IP WLS BF H R ER SO	IP WLS BF H R ER SO	IP WLS BF H R ER SO	IP WLS BF H R ER SO	IP WLS BF H R ER SO	IP WLS BF H R ER SO	IP WLS BF H R ER SO	IP WLS BF H R ER SO	IP WLS BF H R ER SO	IP WLS BF H R ER SO	IP WLS BF H R ER SO	IP WLS BF H R ER SO	IP WLS BF H R ER SO	IP WLS BF H R ER SO	IP WLS BF H R ER SO	IP WLS BF H R ER SO		ERA WHIP	ERA WHIP	ERA WHIP	
Kirt Ojala, L ERA: 3.39 Donn Pall, R ERA: 6.35 Vic Darenbourg, L ERA: 4.12 Justin Speier, R ERA: 12.0 Antonio Alfonseca, R ERA: 3.65	(1, 1) (5, 1) (6, 1) (7, 1) (8, 1)	(1, 1) (5, 1) (6, 1) (7, 1) (8, 1)	(1, 1) (5, 1) (6, 1) (7, 1) (8, 1)	(1, 1) (5, 1) (6, 1) (7, 1) (8, 1)	(1, 1) (5, 1) (6, 1) (7, 1) (8, 1)	(1, 1) (5, 1) (6, 1) (7, 1) (8, 1)	(1, 1) (5, 1) (6, 1) (7, 1) (8, 1)	(1, 1) (5, 1) (6, 1) (7, 1) (8, 1)	(1, 1) (5, 1) (6, 1) (7, 1) (8, 1)	(1, 1) (5, 1) (6, 1) (7, 1) (8, 1)	(1, 1) (5, 1) (6, 1) (7, 1) (8, 1)	(1, 1) (5, 1) (6, 1) (7, 1) (8, 1)	(1, 1) (5, 1) (6, 1) (7, 1) (8, 1)	(1, 1) (5, 1) (6, 1) (7, 1) (8, 1)	(1, 1) (5, 1) (6, 1) (7, 1) (8, 1)	(1, 1) (5, 1) (6, 1) (7, 1) (8, 1)		0.00 3.000	0.00 1.000	0.00 0.000	0.00 3.000
Matt Mantei, R ERA: 3.04 Rob Stanifer, R ERA: 4.21	(9, 1) (9, 1)	(9, 1) (9, 1)	(9, 1) (9, 1)	(9, 1) (9, 1)	(9, 1) (9, 1)	(9, 1) (9, 1)	(9, 1) (9, 1)	(9, 1) (9, 1)	(9, 1) (9, 1)	(9, 1) (9, 1)	(9, 1) (9, 1)	(9, 1) (9, 1)	(9, 1) (9, 1)	(9, 1) (9, 1)	(9, 1) (9, 1)	(9, 1) (9, 1)		0.00 3.000	0.00 0.000	0.00 0.000	0.00 0.000

AB 36
R 7
H 11
RBI 5
BB 8
SO 6
LOB 28



Batter	1	2	3	4	5	6	7	8	9	AB	R	H	RBI	BB	SO	LOB	BOTTOM						
Luis Castillo, S OBP: 0.306, SLG: 0.262 (1, 4)	2-2 G1-3	2-2 L5		1-2 L7		0-0 G3-6 1B		4-1 SH2-4 BB		4	0	1	0	1	0	2	San Diego Padres @ Florida Marlins Pro Player Stadium, Miami, FL Tue Aug 18 1998, 7:05 PM EDT Att: 23,275 - Cloudy - 80 F						
Todd Dunwoody, L OBP: 0.282, SLG: 0.358 (1, 8)	0-1 1B	0-1 G5-3			0-0 G4-3	0-0 G3-6		0-1 SH2-4		4	0	1	0	0	0	3							
Mark Kotsay, L OBP: 0.320, SLG: 0.388 Matt Mantei, R OBP: 0.500, SLG: 0.500 Rob Stanifer, R (1, 9) (9, 1) (9, 1)	0-0 1B		1-3 K		1-1 2B 1B	2-1 G4-3		0-0 F7		5	1	2	0	0	1	1							
Derrek Lee, R OBP: 0.333, SLG: 0.445 (1, 3)	1-3 K		2-2 G4-3 1B		0-0 E 2B	1-1 F8		1-0 P3		5	1	2	1	0	1	3							
Cliff Floyd, L OBP: 0.336, SLG: 0.464 (1, 7)	4-0 BB		1-2 G4-3 1B		0-1 E9 1B 2B	1-1 2B 2B		0-2 G3		4	2	3	1	1	0	0							
Kevin Orie, R OBP: 0.297, SLG: 0.290 (1, 5)	1-0 F8		0-1 G4-3		1-3 K	0-0 1B WP 2B		2-2 1B		5	1	2	1	0	1	6							
Mike Redmond, R OBP: 0.362, SLG: 0.418 (1, 2)		2-1 SH1-4 BB HBP	0-1 F9		4-2 1B BB	0-1 G4-3 WP 1B		0-3 K		3	0	1	0	1	1	3							
Dave Berg, R OBP: 0.349, SLG: 0.361 (1, 6)		4-2 SH1-4 BB		1-0 F9	0-2 G4-3 1B	3-1 G4-3		1-3 K		4	0	1	1	1	1	2							
Inning Stats	R: 0 E: 1 K: 1 S: 10	H: 2 LOB: 3 BB: 1 P: 18	R: 0 E: 0 K: 0 S: 10	H: 0 LOB: 1 BB: 1 P: 18	R: 0 E: 0 K: 1 S: 14	H: 2 LOB: 0 BB: 0 P: 18	R: 0 E: 0 K: 0 S: 5	H: 0 LOB: 0 BB: 0 P: 8	R: 3 E: 1 K: 1 S: 15	H: 4 LOB: 2 BB: 1 P: 22	R: 0 E: 0 K: 0 S: 4	H: 1 LOB: 0 BB: 0 P: 6	R: 2 E: 0 K: 1 S: 12	H: 3 LOB: 1 BB: 0 P: 18	R: 0 E: 0 K: 0 S: 5	H: 0 LOB: 1 BB: 1 P: 10		R: 0 E: 0 K: 2 S: 12	H: 1 LOB: 1 BB: 0 P: 15	1B: 9 2B: 4 3B: 0 HR: 0	SF: 0 SAC: 2 DP: 1 HBP: 1	WP: 1 PB: 0 SB: 0 CS: 0	PA: 44
PITCHER	IP WLS BF H R ER SO	IP WLS BF H R ER SO	IP WLS BF H R ER SO	IP WLS BF H R ER SO	IP WLS BF H R ER SO	IP WLS BF H R ER SO	IP WLS BF H R ER SO	IP WLS BF H R ER SO	IP WLS BF H R ER SO	IP WLS BF H R ER SO	IP WLS BF H R ER SO	IP WLS BF H R ER SO	IP WLS BF H R ER SO	IP WLS BF H R ER SO	IP WLS BF H R ER SO	IP WLS BF H R ER SO		ERA WHIP	ERA WHIP	ERA WHIP			
Andy Ashby, R ERA: 2.52 Donne Wall, R ERA: 2.62 Dan Miceli, R ERA: 2.97 Randy Myers, L ERA: 4.15 Trevor Hoffman, R ERA: 1.6	(1, 1) (7, 1) (7, 1) (8, 1) (8, 1)	(1, 1) (7, 1) (7, 1) (8, 1) (8, 1)	(1, 1) (7, 1) (7, 1) (8, 1) (8, 1)	(1, 1) (7, 1) (7, 1) (8, 1) (8, 1)	(1, 1) (7, 1) (7, 1) (8, 1) (8, 1)	(1, 1) (7, 1) (7, 1) (8, 1) (8, 1)	(1, 1) (7, 1) (7, 1) (8, 1) (8, 1)	(1, 1) (7, 1) (7, 1) (8, 1) (8, 1)	(1, 1) (7, 1) (7, 1) (8, 1) (8, 1)	(1, 1) (7, 1) (7, 1) (8, 1) (8, 1)	(1, 1) (7, 1) (7, 1) (8, 1) (8, 1)	(1, 1) (7, 1) (7, 1) (8, 1) (8, 1)	(1, 1) (7, 1) (7, 1) (8, 1) (8, 1)	(1, 1) (7, 1) (7, 1) (8, 1) (8, 1)	(1, 1) (7, 1) (7, 1) (8, 1) (8, 1)	(1, 1) (7, 1) (7, 1) (8, 1) (8, 1)		3.00 2.000	54.00 9.000	0.00 0.000	0.00 1.500	0.00 0.750	

AB 37
R 5
H 13
RBI 4
BB 4
SO 6
LOB 23



Batter	1	2	3	4	5	6	7	8	9	AB	R	H	RBI	BB	SO	LOB	TOP										
Quilvio Veras, S (1,4) OBP: 0.396, SLG: 0.355 Andy Sheets, R (7,4) OBP: 0.307, SLG: 0.349	G4-3		G6-3				G4-6-3			4	0	1	0	0	0	3	San Diego Padres @ Florida Marlins Pro Player Stadium, Miami, FL Wed Aug 19 1998, 7:05 PM EDT Att: 15,409 - Cloudy - 87 F										
Steve Finley, L (1,8) OBP: 0.295, SLG: 0.387	F8		P5					G4-3	4	0	0	0	0	1	3												
Greg Vaughn, R (1,7) OBP: 0.361, SLG: 0.614 Ruben Rivera, R (8,9) OBP: 0.355, SLG: 0.422	F9			G5-3				K	4	0	0	0	0	2	2												
Wally Joyner, L (1,3) OBP: 0.394, SLG: 0.466 Brian Boehringer, S (8,1)		F8		G1-3			F7		4	0	2	0	0	0	0												
Mark Sweeney, L (1,9) OBP: 0.326, SLG: 0.303 James Mouton, R (8,PH) OBP: 0.269, SLG: 0.254					G1-3		F9		3	0	2	0	0	0	0												
Jim Leyritz, R (1,2) OBP: 0.401, SLG: 0.498							G5-3		0	0	0	0	1	0	0												
Ed Giovannola, L (1,5) OBP: 0.317, SLG: 0.320								FC5-4	3	0	1	0	0	0	2												
Chris Gomez, R (1,6) OBP: 0.338, SLG: 0.353									4	0	1	0	0	1	3												
Sterling Hitchcock, L (1,1) OBP: 0.189, SLG: 0.167 Greg Myers, L (6,2) OBP: 0.297, SLG: 0.351 Scott Sanders, R (6,1) OBP: 0.317, SLG: 0.398 Carlos Hernandez, R (8,PH) OBP: 0.317, SLG: 0.398									0	0	0	0	0	0	0												
									2	0	1	0	0	0	1												
									0	0	0	0	0	0	0												
									1	0	0	0	0	0	2												
Inning Stats	R: 0 E: 0 K: 0 S: 7	H: 0 LOB: 0 BB: 0 P: 12	R: 0 E: 0 K: 0 S: 10	H: 2 LOB: 1 BB: 0 P: 16	R: 0 E: 0 K: 0 S: 10	H: 1 LOB: 1 BB: 0 P: 16	R: 0 E: 0 K: 0 S: 7	H: 2 LOB: 2 BB: 0 P: 12	R: 0 E: 0 K: 0 S: 12	H: 0 LOB: 0 BB: 0 P: 17	R: 0 E: 0 K: 0 S: 7	H: 2 LOB: 1 BB: 0 P: 13	R: 0 E: 0 K: 1 S: 9	H: 1 LOB: 2 BB: 1 P: 16	R: 0 E: 0 K: 1 S: 7	H: 1 LOB: 0 BB: 0 P: 9	1B: 11 2B: 0 3B: 0 HR: 0	SF: 0 SAC: 1 DP: 2 HBP: 0	WP: 0 PB: 0 SB: 0 CS: 1	PA: 36							
PITCHER	IP	WLS	BF	H	R	ER	SO	BB	IBB	HBP	BLK	WP	HR	S	P	ERA	WHIP										
Brian Meadows, R (1,1) ERA: 4.57	7.0	W	28	9	0	0	2	0	0	0	0	0	0	61	95	0.00	1.286										
Vic Darenbourg, L (8,1) ERA: 4.07	0.2		4	1	0	0	1	1	0	0	0	0	0	7	13	0.00	3.000										
Brian Edmondson, R (8,1) ERA: 3.56	1.1		4	1	0	0	1	0	0	0	0	0	0	9	12	0.00	0.750										

AB	33
R	0
H	11
RBI	0
BB	1
SO	4
LOB	17



Batter	1	2	3	4	5	6	7	8	9	AB	R	H	RBI	BB	SO	LOB	BOTTOM										
John Cangelosi, S (1,8) OBP: 0.384, SLG: 0.324 Todd Dunwoody, L (6,8) OBP: 0.281, SLG: 0.357	F7		G5-3			SF8		F9		2	0	0	1	0	0	0	San Diego Padres @ Florida Marlins Pro Player Stadium, Miami, FL Wed Aug 19 1998, 7:05 PM EDT Att: 15,409 - Cloudy - 87 F										
Edgar Renteria, R (1,6) OBP: 0.345, SLG: 0.347	L8		G5-3			F8		F9	4	0	0	0	0	0	2												
Mark Kotsay, L (1,9) OBP: 0.319, SLG: 0.387	K		G6-3						4	1	1	0	0	2	0												
Derrek Lee, R (1,3) OBP: 0.332, SLG: 0.446									4	0	1	2	0	3	0												
Cliff Floyd, L (1,7) OBP: 0.337, SLG: 0.469									4	1	2	0	0	2	0												
Kevin Orie, R (1,5) OBP: 0.270, SLG: 0.293									4	0	2	1	0	0	2												
Mike Redmond, R (1,2) OBP: 0.367, SLG: 0.451									4	2	2	1	0	0	2												
Luis Castillo, S (1,4) OBP: 0.321, SLG: 0.267									3	1	1	0	1	0	2												
Brian Meadows, R (1,1) OBP: 0.196, SLG: 0.143 Vic Darenbourg, L (8,1) OBP: 0.317, SLG: 0.398 Brian Edmondson, R (8,1) OBP: 0.317, SLG: 0.398									2	1	1	0	0	0	2												
									0	0	0	0	0	0	0												
									1	0	0	0	0	0	1												
Inning Stats	R: 0 E: 0 K: 1 S: 6	H: 0 LOB: 0 BB: 0 P: 9	R: 1 E: 0 K: 1 S: 17	H: 3 LOB: 2 BB: 0 P: 24	R: 0 E: 0 K: 0 S: 9	H: 0 LOB: 0 BB: 0 P: 15	R: 0 E: 0 K: 2 S: 8	H: 0 LOB: 0 BB: 0 P: 9	R: 4 E: 1 K: 0 S: 22	H: 5 LOB: 2 BB: 0 P: 28	R: 1 E: 0 K: 0 S: 13	H: 1 LOB: 1 BB: 1 P: 22	R: 0 E: 0 K: 3 S: 9	H: 0 LOB: 0 BB: 0 P: 14	R: 0 E: 0 K: 0 S: 12	H: 1 LOB: 1 BB: 0 P: 20	1B: 7 2B: 1 3B: 1 HR: 1	SF: 1 SAC: 1 DP: 0 HBP: 0	WP: 0 PB: 0 SB: 0 CS: 0	PA: 36							
PITCHER	IP	WLS	BF	H	R	ER	SO	BB	IBB	HBP	BLK	WP	HR	S	P	ERA	WHIP										
Sterling Hitchcock, L (1,1) ERA: 4.14	5.0	L	26	9	6	6	4	1	0	0	0	0	0	65	93	10.80	2.000										
Scott Sanders, R (6,1) ERA: 9.23	2.0		6	0	0	0	3	0	0	0	0	0	0	19	28	0.00	0.000										
Brian Boehringer, R (8,1) ERA: 5.37	1.0		4	1	0	0	0	0	0	0	0	0	0	12	20	0.00	1.000										

AB	33
R	6
H	10
RBI	5
BB	1
SO	7
LOB	12



Batter	1	2	3	4	5	6	7	8	9	AB	R	H	RBI	BB	SO	LOB	TOP				
Quilvio Veras, S OBP: 0.394, SLG: 0.354 (1, 4)	G4-3		K				G3			4	0	1	0	0	1	1	San Diego Padres @ Atlanta Braves Turner Field, Atlanta, GA Thu Aug 20 1998, 7:05 PM EDT Att: 43,730 - Unknown - 75 F				
Steve Finley, L OBP: 0.295, SLG: 0.385 (1, 8)	2B BB		K					F7		3	1	0	0	1	2	2					
Ken Caminiti, S OBP: 0.357, SLG: 0.513 (1, 5)	F7		G3-1					K		4	0	0	0	0	2	3					
Wally Joyner, L OBP: 0.382, SLG: 0.466 (1, 3)	1-H 2B			L7			G4-3			4	0	1	1	0	0	0					
Greg Vaughn, R OBP: 0.358, SLG: 0.608 (1, 7)	G6-3			K				F8		4	0	0	0	0	1	1					
Mark Sweeney, L OBP: 0.326, SLG: 0.320 Ruben Rivera, R OBP: 0.359, SLG: 0.422 (6, 9)		P3					G4-3			3	0	1	0	0	0	0					
Carlos Hernandez, R OBP: 0.313, SLG: 0.393 (1, 2)			K						S BB	0	0	0	0	1	0	0					
Chris Gomez, R OBP: 0.342, SLG: 0.369 (1, 6)									K	4	1	3	1	0	1	1					
Kevin Brown, R OBP: 0.217, SLG: 0.224 Randy Myers, L (7, 1) Dan Miceli, R OBP: 1.000, SLG: 1.000 Trevor Hoffman, R (9, 1)			HR						1B	3	0	0	0	0	1	2					
			K						P3	0	0	0	0	0	0	0					
									G5-3	0	0	0	0	0	0	0					
Inning Stats	R: 1 E: 0 K: 0 S: 13	H: 1 LOB: 1 BB: 1 P: 24	R: 1 E: 0 K: 2 S: 12	H: 1 LOB: 0 BB: 0 P: 17	R: 0 E: 0 K: 2 S: 7	H: 0 LOB: 0 BB: 0 P: 11	R: 0 E: 0 K: 2 S: 8	H: 1 LOB: 1 BB: 0 P: 10	R: 0 E: 0 K: 0 S: 6	H: 0 LOB: 0 BB: 0 P: 10	R: 0 E: 0 K: 1 S: 6	H: 1 LOB: 1 BB: 0 P: 12	R: 0 E: 0 K: 1 S: 6	H: 0 LOB: 0 BB: 0 P: 7	R: 0 E: 0 K: 2 S: 9	H: 0 LOB: 0 BB: 1 P: 16	1B: 2 2B: 2 3B: 1 HR: 1	SF: 0 SAC: 0 DP: 0 HBP: 0	WP: 0 PB: 0 SB: 1 CS: 0	PA: 35	
PITCHER	IP WLS BF H R ER SO BB IBB HBP BLK WP HR S P ERA WHIP	IP WLS BF H R ER SO BB IBB HBP BLK WP HR S P ERA WHIP	IP WLS BF H R ER SO BB IBB HBP BLK WP HR S P ERA WHIP	IP WLS BF H R ER SO BB IBB HBP BLK WP HR S P ERA WHIP	IP WLS BF H R ER SO BB IBB HBP BLK WP HR S P ERA WHIP	IP WLS BF H R ER SO BB IBB HBP BLK WP HR S P ERA WHIP	IP WLS BF H R ER SO BB IBB HBP BLK WP HR S P ERA WHIP	IP WLS BF H R ER SO BB IBB HBP BLK WP HR S P ERA WHIP	IP WLS BF H R ER SO BB IBB HBP BLK WP HR S P ERA WHIP	IP WLS BF H R ER SO BB IBB HBP BLK WP HR S P ERA WHIP	IP WLS BF H R ER SO BB IBB HBP BLK WP HR S P ERA WHIP	IP WLS BF H R ER SO BB IBB HBP BLK WP HR S P ERA WHIP	IP WLS BF H R ER SO BB IBB HBP BLK WP HR S P ERA WHIP	IP WLS BF H R ER SO BB IBB HBP BLK WP HR S P ERA WHIP	IP WLS BF H R ER SO BB IBB HBP BLK WP HR S P ERA WHIP	IP WLS BF H R ER SO BB IBB HBP BLK WP HR S P ERA WHIP	IP WLS BF H R ER SO BB IBB HBP BLK WP HR S P ERA WHIP	IP WLS BF H R ER SO BB IBB HBP BLK WP HR S P ERA WHIP	IP WLS BF H R ER SO BB IBB HBP BLK WP HR S P ERA WHIP	IP WLS BF H R ER SO BB IBB HBP BLK WP HR S P ERA WHIP	IP WLS BF H R ER SO BB IBB HBP BLK WP HR S P ERA WHIP

AB 33
R 2
H 6
RBI 2
BB 2
SO 11
LOB 12



Batter	1	2	3	4	5	6	7	8	9	AB	R	H	RBI	BB	SO	LOB	BOTTOM				
Walt Weiss, S OBP: 0.394, SLG: 0.359 (1, 6)	P5		K				G4-3		G4-3	5	0	1	0	0	1	0	San Diego Padres @ Atlanta Braves Turner Field, Atlanta, GA Thu Aug 20 1998, 7:05 PM EDT Att: 43,730 - Unknown - 75 F				
Keith Lockhart, L OBP: 0.322, SLG: 0.396 (1, 4)	1B		1B				K		K	5	0	2	0	0	3	1					
10 Chipper Jones, S OBP: 0.414, SLG: 0.575 (1, 5)	F8		F7				K		G1-3	5	0	1	0	0	1	2					
Andres Galarraga, R OBP: 0.400, SLG: 0.611 (1, 3)	K		1B				K			4	0	2	0	0	2	1					
Ryan Klesko, L OBP: 0.358, SLG: 0.503 Gerald Williams, R OBP: 0.327, SLG: 0.439 (7, PH) (8, 7)		K	F7				E 1B		F7	3	0	1	0	0	1	2					
Javy Lopez, R OBP: 0.329, SLG: 0.522 (1, 2)	G4-3						K		G6-3	4	0	0	0	0	2	1					
Michael Tucker, L OBP: 0.338, SLG: 0.440 (1, 9)		1B					E 1B		BLK 1B	3	0	3	0	1	0	0					
Andruw Jones, R OBP: 0.304, SLG: 0.478 (1, 8)							G5-3		K	4	0	1	0	0	1	4					
Kevin Millwood, R OBP: 0.195, SLG: 0.283 Greg Coltrane, R OBP: 0.395, SLG: 0.496 Dennis Martinez, R OBP: 0.357, SLG: 0.182 John Rocker, R OBP: 0.332, SLG: 0.347 Kerry Ligtenberg, R (9, 1)							G6-3		G3	2	0	0	0	0	0	3					
									G1-3	1	0	0	0	0	0	0					
									K	2	0	0	0	0	0	0					
Inning Stats	R: 0 E: 0 K: 1 S: 8	H: 1 LOB: 1 BB: 0 P: 15	R: 0 E: 0 K: 1 S: 10	H: 2 LOB: 0 BB: 0 P: 15	R: 0 E: 0 K: 1 S: 11	H: 2 LOB: 1 BB: 0 P: 16	R: 0 E: 0 K: 1 S: 8	H: 0 LOB: 1 BB: 1 P: 14	R: 0 E: 0 K: 2 S: 13	H: 2 LOB: 3 BB: 0 P: 21	R: 0 E: 0 K: 1 S: 8	H: 3 LOB: 2 BB: 0 P: 12	R: 0 E: 0 K: 2 S: 11	H: 1 LOB: 1 BB: 0 P: 17	R: 0 E: 0 K: 1 S: 6	H: 0 LOB: 0 BB: 0 P: 7	1B: 10 2B: 1 3B: 0 HR: 0	SF: 0 SAC: 0 DP: 0 HBP: 0	WP: 1 PB: 0 SB: 0 CS: 0	PA: 39	
PITCHER	IP WLS BF H R ER SO BB IBB HBP BLK WP HR S P ERA WHIP	IP WLS BF H R ER SO BB IBB HBP BLK WP HR S P ERA WHIP	IP WLS BF H R ER SO BB IBB HBP BLK WP HR S P ERA WHIP	IP WLS BF H R ER SO BB IBB HBP BLK WP HR S P ERA WHIP	IP WLS BF H R ER SO BB IBB HBP BLK WP HR S P ERA WHIP	IP WLS BF H R ER SO BB IBB HBP BLK WP HR S P ERA WHIP	IP WLS BF H R ER SO BB IBB HBP BLK WP HR S P ERA WHIP	IP WLS BF H R ER SO BB IBB HBP BLK WP HR S P ERA WHIP	IP WLS BF H R ER SO BB IBB HBP BLK WP HR S P ERA WHIP	IP WLS BF H R ER SO BB IBB HBP BLK WP HR S P ERA WHIP	IP WLS BF H R ER SO BB IBB HBP BLK WP HR S P ERA WHIP	IP WLS BF H R ER SO BB IBB HBP BLK WP HR S P ERA WHIP	IP WLS BF H R ER SO BB IBB HBP BLK WP HR S P ERA WHIP	IP WLS BF H R ER SO BB IBB HBP BLK WP HR S P ERA WHIP	IP WLS BF H R ER SO BB IBB HBP BLK WP HR S P ERA WHIP	IP WLS BF H R ER SO BB IBB HBP BLK WP HR S P ERA WHIP	IP WLS BF H R ER SO BB IBB HBP BLK WP HR S P ERA WHIP	IP WLS BF H R ER SO BB IBB HBP BLK WP HR S P ERA WHIP	IP WLS BF H R ER SO BB IBB HBP BLK WP HR S P ERA WHIP	IP WLS BF H R ER SO BB IBB HBP BLK WP HR S P ERA WHIP	IP WLS BF H R ER SO BB IBB HBP BLK WP HR S P ERA WHIP

AB 38
R 0
H 11
RBI 0
BB 1
SO 12
LOB 20



Batter	1	2	3	4	5	6	7	8	9	AB	R	H	RBI	BB	SO	LOB	TOP			
Quilvio Veras, S OBP: 0.393, SLG: 0.353	G6-3	K		F8			G6-4-3			4	0	1	0	0	1	0	San Diego Padres @ Atlanta Braves Turner Field, Atlanta, GA Fri Aug 21 1998, 7:05 PM EDT Att: 48,268 - Unknown - 82 F			
Steve Finley, L OBP: 0.295, SLG: 0.390	1B	2B	1B	FC3-2	3B		G6-4-3			4	1	2	0	0	1	2				
Ken Caminiti, S OBP: 0.356, SLG: 0.508	K		FC3-2	1B	BB			K		3	1	0	0	1	3	1				
Wally Joyner, L OBP: 0.382, SLG: 0.465 Jim Leyritz, R OBP: 0.399, SLG: 0.495	2B	1B	FC3-2	1B			G6-3			3	1	1	0	0	0	2				
Greg Vaughn, R OBP: 0.359, SLG: 0.610	1B	2B	FC4-6	1B			K			4	1	2	3	0	2	0				
Mark Sweeney, L OBP: 0.324, SLG: 0.318	1B		F8				F8			4	0	1	1	0	0	2				
Greg Myers, L OBP: 0.279, SLG: 0.341	K		FC4-6	1-2			K			4	0	0	0	0	2	3				
Chris Gomez, R OBP: 0.341, SLG: 0.368	G6-3			F9			1B	1B		4	0	1	0	0	1	0				
Joey Hamilton, R OBP: 0.172, SLG: 0.246 Ed Giovannola, L OBP: 0.315, SLG: 0.317 Donne Wall, R OBP: 0.333, SLG: 0.333	K		G1-3				F7			2	0	0	0	0	1	0				
										0	0	0	0	0	0	0				
Inning Stats	R: 3 E: 0 K: 2 S: 18	H: 4 LOB: 1 BB: 0 P: 24	R: 0 E: 0 K: 2 S: 8	H: 0 LOB: 0 BB: 0 P: 8	R: 1 E: 0 K: 0 S: 8	H: 2 LOB: 2 BB: 1 P: 18	R: 0 E: 0 K: 0 S: 4	H: 0 LOB: 0 BB: 0 P: 6	R: 0 E: 0 K: 2 S: 7	H: 0 LOB: 0 BB: 0 P: 10	R: 0 E: 0 K: 0 S: 5	H: 2 LOB: 1 BB: 0 P: 6	R: 0 E: 0 K: 3 S: 9	H: 0 LOB: 0 BB: 0 P: 13	R: 0 E: 0 K: 1 S: 7	H: 0 LOB: 0 BB: 0 P: 10	1B: 6 2B: 1 3B: 1 HR: 0	SF: 0 SAC: 0 DP: 1 HBP: 0	WP: 0 PB: 0 SB: 0 CS: 0	PA: 35
PITCHER	IP WLS BF H R ER SO BB IBB HBP BLK WP HR S P ERA WHIP																			
29 John Smoltz, R ERA: 3.44 John Rocker, L ERA: 1.95 Rudy Seanez, R ERA: 2.77 Kerry Ligtenberg, R ERA: 2.78	(1, 1) (7, 1) (8, 1) (9, 1)	6.1 0.2 1.0 1.0	W 1 3 S	28 0 3 3	8 0 0 0	4 0 0 0	4 0 0 0	8 0 3 1	0 0 0 0	0 0 0 0	0 0 0 0	0 0 0 0	0 0 9 7	56 1 13 10	81 1 13 10	5.68 0.00 0.00 0.00	1.421 0.000 0.000 0.000			

Batter	1	2	3	4	5	6	7	8	9	AB	R	H	RBI	BB	SO	LOB	BOTTOM			
Walt Weiss, S OBP: 0.392, SLG: 0.358	G1-3		P5	G3		G6-3				4	0	1	1	0	0	1	San Diego Padres @ Atlanta Braves Turner Field, Atlanta, GA Fri Aug 21 1998, 7:05 PM EDT Att: 48,268 - Unknown - 82 F			
Keith Lockhart, L OBP: 0.319, SLG: 0.392	L8		G6-3	G3			K			4	0	0	0	0	1	1				
10 Chipper Jones, S OBP: 0.415, SLG: 0.573	HR	BB	1B	K			K			3	1	1	0	1	2	1				
Andres Galarraga, R OBP: 0.401, SLG: 0.617	HR		1B		G5-3		K			4	1	2	2	0	1	0				
Ryan Klesko, L OBP: 0.355, SLG: 0.497 Danny Bautista, R OBP: 0.266, SLG: 0.375	L9		F8	F8			F8			4	0	0	0	0	0	2				
Javy Lopez, R OBP: 0.330, SLG: 0.520		G6-4-3	BB	3B	1B		G6-3			3	1	1	0	1	1	0				
Michael Tucker, L OBP: 0.342, SLG: 0.446 Kerry Ligtenberg, R		G6-4-3	BB	1B	3B		F9			2	1	1	1	2	0	0				
Andruw Jones, R OBP: 0.304, SLG: 0.476	G6-4-3		29 SH3-4	1B	1B		F7			4	1	1	1	0	1	3				
29 John Smoltz, R OBP: 0.362, SLG: 0.256 John Rocker, R Rudy Seanez, R Gerald Williams, R	(1, 1) (7, 1) (8, 1) (9, 9)	6.0 2.0	L 7	28 0	8 0	5 0	2 0	5 5	0 0	0 1	0 0	0 0	0 0	5 5	1 0	0 0		0 0		
Inning Stats	R: 2 E: 0 K: 0 S: 12	H: 1 LOB: 0 BB: 1 P: 24	R: 0 E: 0 K: 1 S: 7	H: 0 LOB: 2 BB: 2 P: 17	R: 0 E: 0 K: 0 S: 5	H: 2 LOB: 0 BB: 0 P: 5	R: 3 E: 0 K: 1 S: 13	H: 4 LOB: 1 BB: 0 P: 20	R: 0 E: 0 K: 0 S: 7	H: 0 LOB: 0 BB: 0 P: 11	R: 0 E: 0 K: 0 S: 9	H: 0 LOB: 1 BB: 1 P: 15	R: 0 E: 0 K: 3 S: 9	H: 0 LOB: 0 BB: 0 P: 14	R: 0 E: 0 K: 2 S: 8	H: 0 LOB: 1 BB: 1 P: 15		1B: 5 2B: 0 3B: 1 HR: 1	SF: 0 SAC: 1 DP: 1 HBP: 0	WP: 0 PB: 0 SB: 0 CS: 0
PITCHER	IP WLS BF H R ER SO BB IBB HBP BLK WP HR S P ERA WHIP																			
Joey Hamilton, R ERA: 4.68 Donne Wall, R ERA: 2.53	(1, 1) (7, 1)	6.0 2.0	L 7	28 0	8 0	5 0	2 0	5 5	0 0	0 1	0 0	0 0	0 0	5 5	1 0	0 0	0 0			



Batter	1	2	3	4	5	6	7	8	9	AB	R	H	RBI	BB	SO	LOB	TOP											
Quilvio Veras, S OBP: 0.394, SLG: 0.360 (1, 4)	2-2 HR		1-2 G4-3		4-0 1B BB	0-0 G5-4-3		3-2 G4-3		4	1	1	1	1	0	4	San Diego Padres @ Milwaukee Brewers Milwaukee County Stadium, Milwaukee, WI Sat Aug 22 1998, 8:05 PM EDT Att: 26,253 - Cloudy - 75 F											
Steve Finley, L OBP: 0.297, SLG: 0.392 (1, 8)	0-0 G4-3		1-1 F8		0-0 BB 1B		2-3 K		1-1 1B 2B	5	1	2	0	0	1	0												
Greg Vaughn, R OBP: 0.362, SLG: 0.615 (1, 7)	1-3 K		3-2 HR		4-2 BB 1B		3-2 S 1B		0-0 F8	4	1	2	1	1	1	1												
Jim Leyritz, R OBP: 0.399, SLG: 0.488 (1, 3)	0-0 G6-3		3-2 P5		3-3 BB K		4-1 BB		4-2 G4-3 1B HBP	3	0	0	0	1	1	3												
George Arias, R OBP: 0.400, SLG: 0.400 (1, 5)		0-0 PB 1B		1-3 K		2-3 K		2-3 K	2-2 G4-3 1B	5	0	2	1	0	3	2												
Ruben Rivera, R OBP: 0.354, SLG: 0.436 (1, 9)	1-1 P4		3-1 F4		0-2 HR		2-0 F8		3-2 G4-3	5	1	1	1	0	0	5												
Carlos Hernandez, R OBP: 0.316, SLG: 0.394 (8, 1)	0-1 SAFE		2-2 G4-3		3-1 1B BB 1B		0-1 F7		0-0 G3-1	4	0	2	0	0	0	0												
Ken Caminiti, S OBP: 0.355, SLG: 0.507 (9, PH)	1-2 1B									0	0	0	0	0	0	0												
Chris Gomez, R OBP: 0.342, SLG: 0.367 (1, 6)	2-1 P3				0-0 F9		4-2 1B BB		0-1 FC4-6 1B	3	0	1	0	1	0	2												
24 Mark Langston, R OBP: 0.154, SLG: 0.155 (5, 1)		2-3 K			0-1 B1-3		2-2 G5-4-3 1B		0-2 FC4-6	2	0	0	0	0	1	2												
Inning Stats	R: 1 E: 0 K: 1 S: 8	H: 1 LOB: 0 BB: 0 P: 11	R: 0 E: 0 K: 1 S: 10	H: 2 LOB: 2 BB: 0 P: 15	R: 1 E: 0 K: 0 S: 13	H: 1 LOB: 0 BB: 0 P: 21	R: 0 E: 0 K: 1 S: 9	H: 0 LOB: 3 BB: 2 P: 15	R: 0 E: 0 K: 1 S: 18	H: 3 LOB: 2 BB: 1 P: 29	R: 0 E: 0 K: 2 S: 11	H: 1 LOB: 2 BB: 1 P: 24	R: 0 E: 0 K: 0 S: 12	H: 1 LOB: 1 BB: 0 P: 15	R: 1 E: 0 K: 0 S: 14	H: 2 LOB: 2 BB: 0 P: 24	1B: 8 2B: 1 3B: 0 HR: 3	SF: 0 SAC: 0 DP: 1 HBP: 1	WP: 0 PB: 1 SB: 1 CS: 1	PA: 43								
PITCHER	IP	WLS	BF	H	R	ER	SO	BB	IBB	HBP	BLK	WP	HR	S	P	ERA	WHIP											
52 Rafael Roque, L ERA: 5.02 (1, 1)	5.1	W	25	7	3	3	5	2	0	0	0	0	0	3	59	97	5.06	1.688										
Eric Plunk, R ERA: 4.19 (6, 1)	1.0		6	2	0	0	1	2	0	0	0	0	0	15	30	0.00	4.000											
Chad Fox, R ERA: 4.08 (7, 1)	2.0		10	3	1	1	1	0	0	1	0	0	0	25	39	4.50	1.500											
Bob Wickman, R ERA: 2.57 (9, 1)	0.2	S	2	0	0	0	0	0	0	0	0	0	0	5	8	0.00	0.000											

AB 38
R 4
H 12
RBI 4
BB 4
SO 7
LOB 22



Batter	1	2	3	4	5	6	7	8	9	AB	R	H	RBI	BB	SO	LOB	BOTTOM											
Fernando Vina, L OBP: 0.400, SLG: 0.437 (1, 4)	2-1 SH1-3 1B 1B	1-1 G3		4-0 BB	1-0 P4		1-1 G4-1			4	1	1	0	1	0	3	San Diego Padres @ Milwaukee Brewers Milwaukee County Stadium, Milwaukee, WI Sat Aug 22 1998, 8:05 PM EDT Att: 26,253 - Cloudy - 75 F											
Marquis Grissom, R OBP: 0.293, SLG: 0.365 (1, 8)	1-2 1B SH1-3 1B		1-0 BB 1B	0-0 P8		2-2 F8		2-1 2B		5	1	3	0	0	0	2												
Dave Nilsson, L OBP: 0.328, SLG: 0.351 (1, 3)	0-0 SH1-3		4-0 1B BB	3-2 G6-3		0-0 P7		3-3 K		2	0	0	0	1	0	2												
Chad Fox, R OBP: 0.260, SLG: 0.370 (7, 1)	1-2 2-3		1-2 BB							1	0	0	0	0	0	0												
Mark Loretta, R OBP: 0.389, SLG: 0.413 (1, 5)	0-1 G5-3		0-0 F8		1-1 BB 1B		3-1 F7		2-1 G5-3	5	1	1	0	0	0	5												
Jeromy Burnitz, L OBP: 0.338, SLG: 0.485 (1, 9)	1-0 1B		0-1 G4-6-3 1B		0-0 BB 1B		3-2 G3-1		4-2 BB	4	1	3	2	1	0	0												
Geoff Jenkins, L OBP: 0.280, SLG: 0.455 (1, 7)	2-3 3H 1B		1-3 2H 1B		1-2 BB 1B		2-2 G5-3		2-0 F8	5	0	1	2	0	0	6												
Bob Wickman, R (9, 1)	0-2 G5-3		0-0 G4-6-3		2-1 BB 3B		2-2 G5-3		2-0 F8	0	0	0	0	0	0	0												
Bobby Hughes, R OBP: 0.297, SLG: 0.418 (1, 2)		0-3 K		2-1 HR	2-2 G3		0-0 BB HR 1B			4	2	2	1	0	1	1												
Jose Valentin, S OBP: 0.322, SLG: 0.399 (1, 6)	2-0 P7		1-2 BB 1B		4-0 52 SH5-3 BB		4-0 HR BB			2	1	1	0	2	0	0												
52 Rafael Roque, L OBP: 0.250, SLG: 0.250 (1, 1)	0-0		0-3 K		0-0 SH5-3		0-1 HR			2	0	1	0	0	1	1												
Eric Plunk, R OBP: 0.295, SLG: 0.396 (6, 1)										0	0	0	0	0	0	0												
Bob Hamelin, L OBP: 0.295, SLG: 0.396 (7, 3)										1	1	1	3	0	0	0												
Inning Stats	R: 1 E: 0 K: 0 S: 12	H: 3 LOB: 2 BB: 0 P: 16	R: 0 E: 0 K: 1 S: 7	H: 1 LOB: 1 BB: 0 P: 10	R: 1 E: 0 K: 0 S: 5	H: 2 LOB: 1 BB: 1 P: 10	R: 1 E: 0 K: 1 S: 13	H: 2 LOB: 2 BB: 1 P: 23	R: 2 E: 0 K: 0 S: 10	H: 3 LOB: 2 BB: 1 P: 20	R: 0 E: 0 K: 0 S: 7	H: 0 LOB: 0 BB: 0 P: 12	R: 3 E: 0 K: 0 S: 13	H: 2 LOB: 2 BB: 1 P: 23	R: 0 E: 0 K: 1 S: 10	H: 1 LOB: 2 BB: 1 P: 23	1B: 10 2B: 1 3B: 1 HR: 2	SF: 0 SAC: 2 DP: 1 HBP: 0	WP: 0 PB: 0 SB: 0 CS: 0	PA: 42								
PITCHER	IP	WLS	BF	H	R	ER	SO	BB	IBB	HBP	BLK	WP	HR	S	P	ERA	WHIP											
24 Mark Langston, L ERA: 5.86 (1, 1)	4.0	L	24	11	5	5	2	2	0	0	0	0	0	5	12	0.00	1.000											
Brian Boehringer, R ERA: 5.28 (5, 1)	1.0		4	0	0	0	0	1	0	0	0	0	0	1	20	35	13.50	1.500										
Scott Sanders, R ERA: 9.53 (6, 1)	2.0		9	2	3	3	0	1	0	0	0	0	1	20	35	13.50	1.500											
Dan Miceli, R ERA: 2.85 (8, 1)	1.0		5	1	0	0	1	1	0	0	0	0	0	10	23	0.00	2.000											

AB 35
R 8
H 14
RBI 8
BB 5
SO 3
LOB 21



Batter	1	2	3	4	5	6	7	8	9	10	AB	R	H	RBI	BB	SO	LOB	TOP																	
Quilvio Veras, S OBP: 0.385, SLG: 0.364	2-2 SH E 2B	2-2 FC5-4		1-0 2B 1B	0-1 FC3-2 1B		1-2 G5-3		0-0 G1-3		6	2	3	0	0	0	4																		
Steve Finley, L OBP: 0.300, SLG: 0.393	0-0 SH E		2-1 HR 1B	0-1 2B 1B	1-2 FC3-2 FC6-4 1B		1-0 F8			4-1 1B 2B BB	4	3	2	0	1	0	3																		
Greg Vaughn, R OBP: 0.363, SLG: 0.622	1-3 K		0-0 HR	3-0 2B 1B	0-1 FC6-4			1-3 K		1-0 2B 1B	6	3	3	3	0	2	4																		
Jim Leyritz, R OBP: 0.401, SLG: 0.489	1-2 F9		1-0 HR	4-2 2B E BB			3-3 K			0-1 1B 2B	4	3	1	2	1	2	1																		
George Arias, R OBP: 0.266, SLG: 0.286	3-4 K		0-0 F9	3-2 E9 2B			3-1 HR			1-3 1B BB	2	0	0	0	0	1	2																		
Ken Caminiti, S OBP: 0.359, SLG: 0.519				1-1 2B						4-2 1B BB	3	1	2	3	1	1	0																		
Ruben Rivera, R OBP: 0.346, SLG: 0.423																																			
Mark Sweeney, L OBP: 0.331, SLG: 0.326																																			
Carlos Hernandez, R OBP: 0.315, SLG: 0.393																																			
Greg Myers, L OBP: 0.280, SLG: 0.341																																			
Andy Sheets, R OBP: 0.320, SLG: 0.357																																			
Andy Ashby, R OBP: 0.152, SLG: 0.196																																			
Brian Boehringer, S ERA: 3.93																																			
24 Mark Langston, R ERA: 3.42																																			
Randy Myers, L ERA: 3.33																																			
Donne Wall, R OBP: 0.333, SLG: 0.333																																			
Scott Sanders, R OBP: 0.319, SLG: 0.317																																			
Ed Covarrubias, L OBP: 0.319, SLG: 0.317																																			
Trevor Hoffman, R ERA: 3.04																																			
Inning Stats	R: 1 E: 2 K: 2 S: 16	H: 1 LOB: 1 BB: 0 P: 20	R: 0 E: 0 K: 0 S: 15	H: 2 LOB: 2 BB: 0 P: 23	R: 3 E: 0 K: 0 S: 10	H: 3 LOB: 1 BB: 0 P: 19	R: 4 E: 1 K: 0 S: 18	H: 4 LOB: 1 BB: 1 P: 33	R: 0 E: 0 K: 1 S: 12	H: 1 LOB: 2 BB: 1 P: 18	R: 1 E: 0 K: 1 S: 12	H: 1 LOB: 1 BB: 0 P: 20	R: 0 E: 0 K: 0 S: 8	H: 1 LOB: 1 BB: 0 P: 12	R: 0 E: 0 K: 3 S: 11	H: 0 LOB: 0 BB: 0 P: 17	R: 1 E: 0 K: 0 S: 8	H: 2 LOB: 1 BB: 0 P: 14	R: 3 E: 0 K: 1 S: 18	H: 3 LOB: 2 BB: 2 P: 30	1B: 12 2B: 4 3B: 0 HR: 2	SF: 0 SAC: 2 DP: 1 HBP: 1	WP: 0 PB: 0 SB: 0 CS: 0	PA: 54											
PITCHER	IP WLS BF H R ER SO BB IBB HBP BLK WP HR S P ERA WHIP	48 Brad Woodall, L ERA: 4.78	3.1 2.2 1.0 1.0 1.0 1.0 1.0 3.1	21 13 4 3 0 0 0 9	7 2 1 0 0 0 0 7	6 2 2 0 0 0 0 6	2 2 0 0 0 0 0 2	0 2 0 0 0 0 0 0	0 0 0 0 0 0 0 0	0 0 0 0 0 0 0 0	0 1 8 12 17 12	49 57 12 0 0 23	76 12 0 0 0 23	16.20 6.75 0.00 0.00 36.00	2.700 1.875 1.000 0.000 6.000	PITCHER	IP WLS BF H R ER SO BB IBB HBP BLK WP HR S P ERA WHIP	Valerio De Los Santos, L ERA: 1.08	10.0 1.0 5 1 0 0 3 1	5 5 8 0 0 0 0 0	0 0 0 0 0 0 0 0	0 0 0 0 0 0 0 0	0 0 0 0 0 0 0 0	0 0 0 0 0 0 0 0	0 0 0 0 0 0 0 0	0 0 0 0 0 0 0 0	0 0 0 0 0 0 0 0	0 0 0 0 0 0 0 0	0 0 0 0 0 0 0 0	0 0 0 0 0 0 0 0	0 0 0 0 0 0 0 0	0.00 2.000	2.000 1.500	WP: 0 PB: 0 SB: 0 CS: 0	PA: 54

San Diego Padres @ Milwaukee Brewers
Milwaukee County Stadium, Milwaukee, WI
Sun Aug 23 1998, 4:33 AM EDT
Att: 27,641 - Cloudy - 80 F

AB 46
R 13
H 18
RBI 10
BB 5
SO 10
LOB 26



Batter	1	2	3	4	5	6	7	8	9	10	AB	R	H	RBI	BB	SO	LOB	BOTTOM									
Fernando Vina, L OBP: 0.399, SLG: 0.436	3-2 HBP E FC5-4 HBP		0-0 WP 2B	2-1 G4-3		0-0 P6		0-0 F8		0-0 B2	5	2	1	0	0	0	2										
Marquis Grissom, R OBP: 0.296, SLG: 0.365	3-2 E5 FC5-4 HBP		3-3 K	0-0 E 1B 1B		3-2 K		4-1 BB BB		0-0 WP 1B 1B	5	3	2	1	1	2	1										
Mark Loretta, R OBP: 0.391, SLG: 0.411	1-1 FC5-4 HBP		4-2 1B HR BB	0-0 E9 1B 1B		2-3 K		3-2 FC6-2-5 BB BB		1-1 F7	4	2	1	0	1	1	3										
Jeromy Burnitz, L OBP: 0.342, SLG: 0.486	2-2 FC5-4 CS		0-0 HR 1B	2-1 1B 1B		0-2 P2		4-1 BB BB		2-2 WP 1B	5	1	3	3	1	0	2										
Dave Nilsson, L OBP: 0.333, SLG: 0.367	1-2 G3		2-1 HR	1-1 1B		3-2 F7		4-1 BB BB		3-3 K	4	1	2	5	1	0	2										
Bobby Hughes, R OBP: 0.295, SLG: 0.416	1-2 G3		1-1 HR	1-2 1B		1-2 F7		1-2 BB BB		1-2 K	1	0	0	0	0	1	1										
Geoff Jenkins, L OBP: 0.285, SLG: 0.462																											
David Weathers, R OBP: 0.125, SLG: 0.162																											
Marc Newfield, R OBP: 0.296, SLG: 0.309																											
Bob Wickman, R ERA: 4.81																											
Valerio De Los Santos, L ERA: 3.42																											
Jose Valentin, S OBP: 0.322, SLG: 0.399																											
Jeff Cirillo, R OBP: 0.409, SLG: 0.424																											
Mike Matheny, R OBP: 0.276, SLG: 0.335																											
Bob Hamelin, L OBP: 0.305, SLG: 0.429																											
48 Brad Woodall, S OBP: 0.367, SLG: 0.306																											
Brian Boehringer, R ERA: 3.07																											
Randy Myers, L ERA: 4.04																											
Donne Wall, R ERA: 2.81																											
Scott Sanders, R ERA: 3.42																											
Inning Stats	R: 1 E: 1 K: 0 S: 15	H: 0 LOB: 1 BB: 0 P: 24	R: 0 E: 0 K: 0 S: 10	H: 2 LOB: 1 BB: 0 P: 15	R: 4 E: 0 K: 1 S: 17	H: 3 LOB: 0 BB: 1 P: 31	R: 3 E: 1 K: 1 S: 17	H: 5 LOB: 2 BB: 0 P: 26	R: 0 E: 0 K: 1 S: 11	H: 0 LOB: 0 BB: 0 P: 17	R: 0 E: 0 K: 2 S: 8	H: 1 LOB: 1 BB: 0 P: 13	R: 0 E: 0 K: 0 S: 12	H: 1 LOB: 1 BB: 0 P: 21	R: 2 E: 0 K: 0 S: 16	H: 2 LOB: 3 BB: 3 P: 37	R: 0 E: 0 K: 0 S: 5	H: 0 LOB: 0 BB: 0 P: 12	R: 1 E: 0 K: 1 S: 11	H: 2 LOB: 1 BB: 0 P: 17	1B: 10 2B: 3 3B: 0 HR: 2	SF: 0 SAC: 1 DP: 1 HBP: 3	WP: 3 PB: 0 SB: 0 CS: 3	PA: 50			
PITCHER	IP WLS BF H R ER SO BB IBB HBP BLK WP HR S P ERA WHIP	Andy Ashby, R ERA: 2.79	3.2 2.1 1.0 0.2 0.1	23 10 7 4 0	8 0 0 2 0	7 7 1 2 0	1 4 0 0 0	0 0 0 0 0	0 0 0 0 0	0 0 0 0 0	0 0 0 0 0	0 0 0 0 0	0 0 0 0 0	0 0 0 0 0	0 0 0 0 0	0 0 0 0 0	0 0 0 0 0	0 0 0 0 0	0 0 0 0 0	0 0 0 0 0	0 0 0 0 0	0 0 0 0 0	0 0 0 0 0	0 0 0 0 0	0 0 0 0 0	4.50 1.500	
PITCHER	IP WLS BF H R ER SO BB IBB HBP BLK WP HR S P ERA WHIP	Trevor Hoffman, R ERA: 1.67	2.0 2.0 1.0 0.1	8 8 2 0	2 1 1 0	1 1 1 0	1 1 1 0	0 0 0 0	0 0 0 0	0 0 0 0	0 0 0 0	0 0 0 0	0 0 0 0	0 0 0 0	0 0 0 0	0 0 0 0	0 0 0 0	0 0 0 0	0 0 0 0	0 0 0 0	0 0 0 0	0 0 0 0	0 0 0 0	0 0 0 0	0 0 0 0	0 0 0 0	4.50 1.500

San Diego Padres @ Milwaukee Brewers
Milwaukee County Stadium, Milwaukee, WI
Sun Aug 23 1998, 4:33 AM EDT
Att: 27,641 - Cloudy - 80 F

AB 41
R 11
H 15
RBI 10
BB 5
SO 6
LOB 20



Batter	1	2	3	4	5	6	7	8	9	AB	R	H	RBI	BB	SO	LOB	TOP								
Quilvio Veras, S OBP: 0.382, SLG: 0.360 (1, 4)	G3		F7	FC4-6			2B		K	5	0	1	0	0	1	1									
Steve Finley, L OBP: 0.393, SLG: 0.402 (1, 8)	HR		F9	G4-3			F6			4	1	1	1	0	0	2									
Ken Caminiti, S OBP: 0.363, SLG: 0.540 (1, 5)	G4-3		WP BB		P4		G3			4	0	1	0	0	0	1									
Greg Vaughn, R OBP: 0.364, SLG: 0.623 (1, 7)	1B		WP BB		G5-3			F7		3	0	1	0	1	0	0									
Wally Joyner, L OBP: 0.379, SLG: 0.459 (1, 3)	F9				K					3	0	1	0	1	1	1									
Mark Sweeney, L OBP: 0.337, SLG: 0.343 Ruben Rivera, R OBP: 0.357, SLG: 0.417 (1, 9) (8, 9)		L7	F8			L1		K		4	0	0	0	0	1	4									
Jim Leyritz, R OBP: 0.401, SLG: 0.491 Carlos Hernandez, R OBP: 0.314, SLG: 0.391 (1, 2) (8, 2)					2B	K		G4-3		4	1	2	0	0	1	1									
Chris Gomez, R OBP: 0.339, SLG: 0.365 (1, 6)		G1-3		FC1		G4-3			G6-3	4	0	1	1	0	0	1									
Joey Hamilton, R OBP: 0.164, SLG: 0.233 Randy Myers, L (8, 1) Greg Myers, L OBP: 0.299, SLG: 0.357 Trevor Hoffman, R (9, 1) (9, 1)			K	FC1			K		L7	3	0	0	0	0	2	2									
Inning Stats	R: 1 E: 0 K: 0 S: 11	H: 2 LOB: 1 BB: 0 P: 14	R: 0 E: 0 K: 1 S: 11	H: 1 LOB: 1 BB: 0 P: 16	R: 0 E: 0 K: 0 S: 9	H: 1 LOB: 3 BB: 2 P: 21	R: 1 E: 0 K: 0 S: 11	H: 2 LOB: 1 BB: 0 P: 16	R: 0 E: 0 K: 1 S: 6	H: 0 LOB: 0 BB: 0 P: 9	R: 0 E: 0 K: 1 S: 9	H: 0 LOB: 0 BB: 0 P: 14	R: 0 E: 0 K: 1 S: 11	H: 1 LOB: 1 BB: 0 P: 13	R: 0 E: 0 K: 1 S: 9	H: 1 LOB: 1 BB: 0 P: 14	R: 0 E: 0 K: 12 S: 12	H: 0 LOB: 0 BB: 0 P: 18	1B: 3 2B: 4 3B: 0 HR: 1	SF: 0 SAC: 0 DP: 0 HBP: 0	WP: 1 PB: 0 SB: 0 CS: 0	PA: 37			
PITCHER	IP	WLS	BF	H	R	ER	SO	BB	IBB	HBP	BLK	WP	HR	S	P	ERA	WHIP								
Mark Portugal, R ERA: 4.47 (1, 1)	7.0	L	30	7	2	2	4	1	1	0	0	1	1	68	103	2.57	1.143								
Yorkis Perez, L ERA: 3.99 (8, 1)	0.2		3	1	0	0	1	0	0	0	0	0	0	7	11	0.00	1.500								
Jerry Spradlin, R ERA: 3.34 (8, 1)	1.1		4	0	0	0	1	0	0	0	0	0	0	14	21	0.00	0.000								

San Diego Padres @ Philadelphia Phillies
Veterans Stadium, Philadelphia, PA
Wed Aug 26 1998, 7:05 PM EDT
Att: 15,656 - Cloudy - 85 F

AB 35
R 2
H 8
RBI 2
BB 2
SO 6
LOB 13



Batter	1	2	3	4	5	6	7	8	9	AB	R	H	RBI	BB	SO	LOB	BOTTOM								
Doug Glanville, R OBP: 0.352, SLG: 0.415 (1, 8)	F7		L3		FC6-4		G4-3			3	0	0	0	1	0	3									
Gregg Jefferies, S OBP: 0.332, SLG: 0.403 (1, 7)	WP		L3		F8			L4		4	0	1	0	0	0	2									
Scott Rolen, R OBP: 0.384, SLG: 0.520 (1, 5)	K		G6-3			G1-6-3		G6-3		3	0	0	0	1	1	1									
Rico Brogna, L OBP: 0.321, SLG: 0.447 (1, 3)	K			L7		G1-6-3		G4-3		4	0	0	0	0	1	2									
Bobby Abreu, L OBP: 0.403, SLG: 0.488 (1, 9)		F8				K			K	4	0	1	0	0	2	0									
Mark Lewis, R OBP: 0.305, SLG: 0.354 (1, 4)		1B		F3		23 F9	BB		K	3	0	1	0	1	1	1									
Bobby Estalella, R OBP: 0.250, SLG: 0.390 (1, 2)				F7			F9		L3	4	0	1	0	0	0	2									
Alex Arias, R OBP: 0.357, SLG: 0.347 (1, 6)		P4			L7					2	0	0	0	1	0	2									
Mark Portugal, R OBP: 0.275, SLG: 0.324 23 Kevin Jordan, R OBP: 0.306, SLG: 0.365 Yorkis Perez, L (7, PH) Jerry Spradlin, S OBP: 1.000, SLG: 2.000 (8, 1) (8, 1)							F9			2	0	1	0	0	1	2									
Inning Stats	R: 0 E: 0 K: 2 S: 10	H: 1 LOB: 1 BB: 0 P: 18	R: 0 E: 0 K: 1 S: 15	H: 2 LOB: 2 BB: 0 P: 21	R: 0 E: 0 K: 0 S: 7	H: 0 LOB: 0 BB: 1 P: 14	R: 0 E: 0 K: 0 S: 7	H: 1 LOB: 1 BB: 0 P: 11	R: 0 E: 0 K: 0 S: 8	H: 1 LOB: 1 BB: 0 P: 13	R: 0 E: 0 K: 1 S: 5	H: 0 LOB: 0 BB: 1 P: 11	R: 0 E: 0 K: 0 S: 12	H: 0 LOB: 2 BB: 2 P: 22	R: 0 E: 0 K: 0 S: 6	H: 0 LOB: 0 BB: 0 P: 11	R: 0 E: 0 K: 2 S: 9	H: 0 LOB: 0 BB: 0 P: 14	1B: 4 2B: 2 3B: 0 HR: 0	SF: 0 SAC: 0 DP: 2 HBP: 0	WP: 1 PB: 0 SB: 0 CS: 0	PA: 34			
PITCHER	IP	WLS	BF	H	R	ER	SO	BB	IBB	HBP	BLK	WP	HR	S	P	ERA	WHIP								
Joey Hamilton, R ERA: 4.5 (1, 1)	7.0	W	28	5	0	0	4	4	0	0	0	1	0	64	110	0.00	1.286								
Randy Myers, L ERA: 3.99 (8, 1)	1.0		3	0	0	0	0	0	0	0	0	0	0	6	11	0.00	0.000								
Trevor Hoffman, R ERA: 1.61 (9, 1)	1.0	S	3	0	0	0	2	0	0	0	0	0	0	9	14	0.00	0.000								

San Diego Padres @ Philadelphia Phillies
Veterans Stadium, Philadelphia, PA
Wed Aug 26 1998, 7:05 PM EDT
Att: 15,656 - Cloudy - 85 F

AB 30
R 0
H 5
RBI 0
BB 4
SO 6
LOB 17




Batter	1	2	3	4	5	6	7	8	9	AB R H RBI BB SO LOB	TOP											
Steve Finley, L (1, 8) OBP: 0.301, SLG: 0.398	K	K			G4-3	K			SF8	4 0 0 1 0 3 1	San Diego Padres @ Philadelphia Phillies Veterans Stadium, Philadelphia, PA Thu Aug 27 1998, 3:33 AM EDT Att: 23,371 - Cloudy - 80 F											
Ed Giovannola, L (1, 4) OBP: 0.322, SLG: 0.315	HR			G4-6-3	G6-3		F3	G3	4 1 1 0 1 0 1													
Ken Caminiti, S (1, 5) OBP: 0.365, SLG: 0.549 George Arias, R (6, 5) OBP: 0.222, SLG: 0.222	HR			G4-6-3		FC6-4	F7	K	3 1 2 2 0 0 1 2 0 0 0 0 1 1													
Greg Vaughn, R (1, 7) OBP: 0.364, SLG: 0.620 Jim Leyritz, R (9, 7) OBP: 0.401, SLG: 0.491	1B			L7		FC6-4	F7		4 1 1 0 0 0 1 0 0 0 0 0 0 0													
Mark Sweeney, L (1, 3) OBP: 0.347, SLG: 0.381	1B					E4		G5-3-2	4 2 3 0 0 0 1													
Ruben Rivera, R (1, 9) OBP: 0.355, SLG: 0.434	K			P5		HR		G5-3	4 1 1 3 0 1 4													
Carlos Hernandez, R (1, 2) OBP: 0.371, SLG: 0.387 Scott Sanders, R (9, 1)	K			SF8		G1-3		G5-3-2	3 0 0 1 0 1 3 0 0 0 0 0 0 0													
Andy Sheets, R (1, 6) OBP: 0.324, SLG: 0.376		K							3 2 1 1 1 2 0													
58 Stan Spencer, R (1, 1) OBP: 0.333, SLG: 0.667 Brian Boehringer, S (7, 1) OBP: 0.395, SLG: 0.585 Greg Myers, L (9, PH) OBP: 0.304, SLG: 0.368	F7								3 0 1 0 0 1 0 0 0 0 0 0 0 0 1 0 1 0 0 0 0													
Inning Stats	R: 2 H: 4 E: 0 K: 3 S: 23	H: 4 R: 0 ER: 0 LOB: 2 BB: 0 P: 36	R: 0 H: 0 E: 0 K: 2 S: 8	H: 0 R: 0 ER: 0 LOB: 0 BB: 0 P: 11	R: 0 H: 0 E: 0 K: 0 S: 8	H: 0 R: 0 ER: 0 LOB: 1 BB: 1 P: 14	R: 1 H: 1 E: 0 K: 1 S: 8	H: 1 R: 0 ER: 0 LOB: 0 BB: 0 P: 11	R: 0 H: 0 E: 0 K: 1 S: 7	H: 0 R: 0 ER: 0 LOB: 0 BB: 0 P: 9		R: 4 H: 4 E: 1 K: 1 S: 18	H: 4 R: 0 ER: 0 LOB: 1 BB: 0 P: 26	R: 0 H: 0 E: 0 K: 0 S: 4	H: 0 R: 0 ER: 0 LOB: 0 BB: 0 P: 7	R: 0 H: 1 E: 0 K: 0 S: 4	H: 1 R: 0 ER: 0 LOB: 1 BB: 1 P: 7	R: 1 H: 1 E: 0 K: 1 S: 9	H: 1 R: 0 ER: 0 LOB: 1 BB: 1 P: 19	1B: 4 2B: 3 3B: 2 HR: 3	SF: 2 SAC: 0 DP: 2 HBP: 0	WP: 0 PB: 0 SB: 0 CS: 0
PITCHER	IP WLS BF H R ER SO BB IBB HBP BLK WP HR S P ERA WHIP											PITCHER	IP WLS BF H R ER SO BB IBB HBP BLK WP HR S P ERA WHIP									
Paul Byrd, R (1, 1) ERA: 3.16	5.2 L 27 9 7 5 7 1 0 0 0 0 0 3 65 98 7.94 1.765																					
Yorkis Perez, L (6, 1) ERA: 3.95	0.1 1 0 0 0 1 0 0 0 0 0 0 0 7 9 0.00 0.000																					
Ken Ryan, R (7, 1) ERA: 2.63	1.0 3 0 0 0 0 0 0 0 0 0 0 0 4 7 0.00 0.000																					
Mike Grace, R (8, 1) ERA: 5.99	1.0 3 1 0 0 0 0 0 0 0 0 0 0 4 7 0.00 1.000																					
Mark Leiter, R (9, 1) ERA: 3.49	1.0 5 1 1 1 1 1 0 0 0 0 0 0 9 19 9.00 2.000																					

Batter	1	2	3	4	5	6	7	8	9	AB R H RBI BB SO LOB	BOTTOM											
Doug Glanville, R (1, 8) OBP: 0.351, SLG: 0.414	S		FC3-6					F8		4 0 1 0 0 0 2	San Diego Padres @ Philadelphia Phillies Veterans Stadium, Philadelphia, PA Thu Aug 27 1998, 3:33 AM EDT Att: 23,371 - Cloudy - 80 F											
Gregg Jefferies, S (1, 7) OBP: 0.331, SLG: 0.402	F7		F7					G6-3		4 0 1 0 0 0 2												
Scott Rolen, R (1, 5) OBP: 0.383, SLG: 0.518	K				L9			2B		4 0 1 0 0 2 3												
Rico Brogna, L (1, 3) OBP: 0.321, SLG: 0.447	F7						F7	2B		4 0 1 0 0 1 1												
23 Kevin Jordan, R (1, 4) OBP: 0.309, SLG: 0.365		F6					L4-3	P6		3 1 1 0 1 0 2												
Bobby Abreu, L (1, 9) OBP: 0.402, SLG: 0.488	K						L4-3	G4-3		4 0 1 1 0 1 1												
Mark Parent, R (1, 2) OBP: 0.281, SLG: 0.287	K2-3									4 0 1 0 0 2 1												
Desi Relaford, S (1, 6) OBP: 0.306, SLG: 0.341			F8					K		4 0 0 0 0 2 1												
Paul Byrd, R (1, 1) OBP: 0.366, SLG: 0.429 Yorkis Perez, L (6, 1) OBP: 0.395, SLG: 0.585 Ken Ryan, R (7, 1) OBP: 0.304, SLG: 0.368 Ruben Amaro Jr., S (7, PH) OBP: 0.333, SLG: 0.667 Mike Grace, R (8, 1) OBP: 0.304, SLG: 0.368 Mark Leiter, R (9, 1) OBP: 0.304, SLG: 0.368 Kevin Seick, R (9, PH) OBP: 0.304, SLG: 0.368										1 0 1 0 0 0 0 0 0 0 0 0 0 0 0 0 0 0 0 0 0 1 0 1 0 0 0 0 0 1												
Inning Stats	R: 0 H: 1 E: 0 K: 1 S: 12	H: 0 R: 0 ER: 0 LOB: 0 BB: 0 P: 20	R: 0 H: 0 E: 0 K: 2 S: 12	H: 0 R: 0 ER: 0 LOB: 0 BB: 0 P: 20	R: 0 H: 1 E: 0 K: 0 S: 9	H: 1 R: 0 ER: 0 LOB: 1 BB: 0 P: 13	R: 1 H: 1 E: 0 K: 3 S: 14	H: 1 R: 0 ER: 0 LOB: 1 BB: 1 P: 27	R: 0 H: 1 E: 0 K: 1 S: 11	H: 1 R: 0 ER: 0 LOB: 2 BB: 0 P: 16		R: 0 H: 1 E: 0 K: 0 S: 6	H: 1 R: 0 ER: 0 LOB: 0 BB: 0 P: 9	R: 0 H: 0 E: 0 K: 0 S: 12	H: 0 R: 0 ER: 0 LOB: 0 BB: 0 P: 17	R: 0 H: 2 E: 0 K: 0 S: 16	H: 2 R: 0 ER: 0 LOB: 2 BB: 0 P: 23	R: 0 H: 1 E: 0 K: 1 S: 10	H: 1 R: 0 ER: 0 LOB: 1 BB: 0 P: 14	1B: 5 2B: 4 3B: 0 HR: 0	SF: 0 SAC: 0 DP: 1 HBP: 1	WP: 0 PB: 0 SB: 1 CS: 0
PITCHER	IP WLS BF H R ER SO BB IBB HBP BLK WP HR S P ERA WHIP											PITCHER	IP WLS BF H R ER SO BB IBB HBP BLK WP HR S P ERA WHIP									
58 Stan Spencer, R (1, 1) ERA: 1.5	6.0 W 24 5 1 1 7 1 0 1 0 0 0 0 64 105 1.50 1.000																					
Brian Boehringer, R (7, 1) ERA: 4.91	2.0 8 2 0 0 0 0 0 0 0 0 0 0 28 40 0.00 1.000																					
Scott Sanders, R (9, 1) ERA: 9.1	1.0 4 1 0 0 1 0 0 0 0 0 0 0 10 14 0.00 1.000																					

Batter	1	2	3	4	5	6	7	8	9	AB	R	H	RBI	BB	SO	LOB	TOP
Wilton Guerrero, S OBP: 0.295, SLG: 0.347										5	1	3	1	0	0	0	Montreal Expos @ San Diego Padres Qualcomm Stadium, San Diego, CA Fri Aug 28 1998, 10:05 PM EDT Att: 21,518 - Unknown - 82 F
Terry Jones, S OBP: 0.302, SLG: 0.317										4	1	2	0	1	1		
F.P. Santangelo, S OBP: 0.337, SLG: 0.305 Ugueth Urbina, R										5	0	0	0	0	1	6	
Vladimir Guerrero, R OBP: 0.371, SLG: 0.602										3	3	1	1	1	1	0	
Brad Fullmer, L OBP: 0.330, SLG: 0.462 Steve Kline, S										3	1	1	1	1	1	1	
Derrick May, L OBP: 0.277, SLG: 0.333 Robert Perez, R OBP: 0.222, SLG: 0.295										0	0	0	0	0	0	0	
Chris Widger, R OBP: 0.276, SLG: 0.374 Bob Henley, R OBP: 0.391, SLG: 0.466										3	1	2	3	0	0	1	
Shane Andrews, R OBP: 0.298, SLG: 0.430										4	0	2	1	0	2	0	
Orlando Cabrera, R OBP: 0.308, SLG: 0.404 Shayne Bennett, R										3	1	1	0	0	0	3	
Ryan McGuire, L OBP: 0.308, SLG: 0.263										0	0	0	0	0	0	0	
Javier Vazquez, R OBP: 0.213, SLG: 0.222 Mike Maddux, L OBP: 0.241, SLG: 0.297										2	0	0	0	0	0	2	
Inning Stats	R: 2 H: 3 E: 0 K: 0 S: 9	WLS: 3 BF: 13	H: 1 R: 2 ER: 0 SO: 21	H: 2 R: 1 ER: 0 SO: 34	H: 3 R: 2 ER: 0 SO: 17	H: 3 R: 3 ER: 0 SO: 13	H: 0 R: 0 ER: 0 SO: 8	H: 0 R: 0 ER: 0 SO: 14	H: 0 R: 0 ER: 0 SO: 9	H: 1 R: 0 ER: 0 SO: 17	H: 0 R: 0 ER: 0 SO: 6	H: 0 R: 0 ER: 0 SO: 8	1B: 8 2B: 2 3B: 0 HR: 2	SF: 0 SAC: 0 DP: 1 HBP: 1	WP: 2 PB: 0 SB: 2 CS: 1	PA: 43	
PITCHER	IP: 3.2 WLS: 1 BF: 23 ERA: 3.08	H: 9 R: 8 ER: 0 SO: 8	H: 8 R: 0 ER: 0 SO: 0	H: 2 R: 0 ER: 0 SO: 2	H: 1 R: 0 ER: 0 SO: 0	H: 2 R: 0 ER: 0 SO: 8	H: 0 R: 0 ER: 0 SO: 11	H: 0 R: 0 ER: 0 SO: 31	H: 0 R: 0 ER: 0 SO: 19	H: 1 R: 0 ER: 0 SO: 6	H: 0 R: 0 ER: 0 SO: 8	H: 0 R: 0 ER: 0 SO: 8	1B: 8 2B: 2 3B: 0 HR: 2	SF: 0 SAC: 0 DP: 1 HBP: 1	WP: 2 PB: 0 SB: 2 CS: 1	ERA: 0.00 WHIP: 0.000	

AB	38
R	8
H	12
RBI	7
BB	3
SO	8
LOB	14



Batter	1	2	3	4	5	6	7	8	9	AB	R	H	RBI	BB	SO	LOB	BOTTOM
QuiVio Veras, S OBP: 0.384, SLG: 0.361										4	2	2	1	1	0	3	Montreal Expos @ San Diego Padres Qualcomm Stadium, San Diego, CA Fri Aug 28 1998, 10:05 PM EDT Att: 21,518 - Unknown - 82 F
Steve Finley, L OBP: 0.300, SLG: 0.397										5	1	1	2	0	2	2	
Ken Caminiti, S OBP: 0.366, SLG: 0.545										3	2	0	0	2	2	1	
Greg Vaughn, R OBP: 0.368, SLG: 0.627										3	2	2	1	2	1	3	
Mark Sweeney, L OBP: 0.357, SLG: 0.403 Ruben Rivera, R OBP: 0.353, SLG: 0.431										2	2	1	1	2	0	1	
Jim Leitz, R OBP: 0.398, SLG: 0.483										4	0	0	1	1	1	3	
Carlos Hernandez, R OBP: 0.317, SLG: 0.390										3	1	2	4	1	0	0	
Chris Gomez, R OBP: 0.340, SLG: 0.364										4	1	1	0	1	1	3	
Andy Ashby, R OBP: 0.146, SLG: 0.154 Scott Sanders, R ERA: 4.22 Greg Myers, L ERA: 4.32 Brian Boehringer, S Ed Giovannola, L OBP: 0.320, SLG: 0.333 Donne Wall, R OBP: 0.296, SLG: 0.286 Dan Miceli, R OBP: 1.000, SLG: 1.000 Randy Myers, L										1	0	0	0	0	1	1	
Inning Stats	R: 1 H: 1 E: 1 K: 2 S: 12	WLS: 1 BF: 23	H: 0 R: 0 ER: 0 SO: 13	H: 0 R: 0 ER: 0 SO: 19	H: 0 R: 0 ER: 0 SO: 7	H: 6 R: 9 ER: 0 SO: 30	H: 1 R: 0 ER: 0 SO: 9	H: 2 R: 0 ER: 0 SO: 13	H: 0 R: 0 ER: 0 SO: 16	H: 0 R: 0 ER: 0 SO: 6	H: 0 R: 0 ER: 0 SO: 9	H: 0 R: 0 ER: 0 SO: 8	1B: 8 2B: 0 3B: 0 HR: 2	SF: 0 SAC: 0 DP: 0 HBP: 1	WP: 2 PB: 0 SB: 1 CS: 1	PA: 44	
PITCHER	IP: 3.1 WLS: 1 BF: 19 ERA: 5.88	H: 5 R: 1 ER: 1 SO: 9	H: 0 R: 1 ER: 1 SO: 1	H: 1 R: 1 ER: 1 SO: 1	H: 0 R: 0 ER: 0 SO: 0	H: 2 R: 0 ER: 0 SO: 23	H: 0 R: 0 ER: 0 SO: 24	H: 0 R: 0 ER: 0 SO: 48	H: 0 R: 0 ER: 0 SO: 22	H: 0 R: 0 ER: 0 SO: 9	H: 0 R: 0 ER: 0 SO: 16	H: 0 R: 0 ER: 0 SO: 9	1B: 8 2B: 0 3B: 0 HR: 2	SF: 0 SAC: 0 DP: 0 HBP: 1	WP: 2 PB: 0 SB: 1 CS: 1	ERA: 27.00 WHIP: 12.000	

AB	33
R	12
H	10
RBI	10
BB	10
SO	10
LOB	21



Batter	1	2	3	4	5	6	7	8	9	AB	R	H	RBI	BB	SO	LOB	TOP		
Wilton Guerrero, S OBP: 0.294, SLG: 0.346 (1, 4)	K2-3		G6-3					F8		4	0	1	0	0	1	0	Montreal Expos @ San Diego Padres Qualcomm Stadium, San Diego, CA Sat Aug 29 1998, 10:05 PM EDT Att: 52,661 - Cloudy - 82 F		
Terry Jones, S OBP: 0.294, SLG: 0.308 (1, 8)	K		K2-3					P3		4	0	0	0	0	2	1			
Chris Widger, R OBP: 0.276, SLG: 0.370 (1, 2)	K		K					K		4	0	0	0	0	4	1			
Vladimir Guerrero, R OBP: 0.371, SLG: 0.605 (1, 9)		G5-3						K		4	1	1	1	0	2	0			
Shane Andrews, R OBP: 0.298, SLG: 0.430 (1, 5)		1B						K		4	1	1	0	0	3	0			
Robert Perez, R OBP: 0.217, SLG: 0.288 F.P. Santangelo, S OBP: 0.337, SLG: 0.305 (6, 7)		2B						K		3	0	0	0	0	1	1			
Orlando Cabrera, R OBP: 0.313, SLG: 0.408 (1, 6)		G6-3						G4-1		1	0	0	0	0	0	0			
Ryan McGuire, L OBP: 0.304, SLG: 0.259 (1, 3)		2H						G5-3		3	0	2	1	0	0	0			
Dustin Hermanson, R OBP: 0.296, SLG: 0.227 Steve Kline, S Ugueth Urbina, R (8, 1)		1B						K2-3		3	0	0	0	0	2	2			
		K						K		3	1	1	1	0	2	0			
										0	0	0	0	0	0	0			
										0	0	0	0	0	0	0			
Inning Stats	R: 0 E: 0 K: 3 S: 9	H: 0 LOB: 0 BB: 0 P: 11	R: 1 E: 0 K: 1 S: 8	H: 2 LOB: 1 BB: 0 P: 11	R: 1 E: 0 K: 2 S: 9	H: 1 LOB: 0 BB: 0 P: 12	R: 1 E: 0 K: 1 S: 9	H: 2 LOB: 1 BB: 0 P: 16	R: 0 E: 0 K: 3 S: 11	H: 0 LOB: 0 BB: 0 P: 14	R: 0 E: 0 K: 2 S: 11	H: 0 LOB: 0 BB: 0 P: 15	R: 0 E: 0 K: 1 S: 7	H: 0 LOB: 0 BB: 0 P: 10	R: 0 E: 0 K: 2 S: 8	H: 0 LOB: 0 BB: 0 P: 14	1B: 3 2B: 1 3B: 0 HR: 2	SF: 0 SAC: 0 DP: 0 HBP: 0	WP: 0 PA: 33 PB: 0 SB: 0 CS: 0
PITCHER	IP WLS BF H R ER SO BB IBB HBP BLK WP HR S P ERA WHIP	IP WLS BF H R ER SO BB IBB HBP BLK WP HR S P ERA WHIP	IP WLS BF H R ER SO BB IBB HBP BLK WP HR S P ERA WHIP	IP WLS BF H R ER SO BB IBB HBP BLK WP HR S P ERA WHIP	IP WLS BF H R ER SO BB IBB HBP BLK WP HR S P ERA WHIP	IP WLS BF H R ER SO BB IBB HBP BLK WP HR S P ERA WHIP	IP WLS BF H R ER SO BB IBB HBP BLK WP HR S P ERA WHIP	IP WLS BF H R ER SO BB IBB HBP BLK WP HR S P ERA WHIP	IP WLS BF H R ER SO BB IBB HBP BLK WP HR S P ERA WHIP	IP WLS BF H R ER SO BB IBB HBP BLK WP HR S P ERA WHIP	IP WLS BF H R ER SO BB IBB HBP BLK WP HR S P ERA WHIP	IP WLS BF H R ER SO BB IBB HBP BLK WP HR S P ERA WHIP	IP WLS BF H R ER SO BB IBB HBP BLK WP HR S P ERA WHIP	IP WLS BF H R ER SO BB IBB HBP BLK WP HR S P ERA WHIP	IP WLS BF H R ER SO BB IBB HBP BLK WP HR S P ERA WHIP	IP WLS BF H R ER SO BB IBB HBP BLK WP HR S P ERA WHIP	IP WLS BF H R ER SO BB IBB HBP BLK WP HR S P ERA WHIP	IP WLS BF H R ER SO BB IBB HBP BLK WP HR S P ERA WHIP	

AB	33
R	3
H	6
RBI	3
BB	0
SO	17
LOB	5



Batter	1	2	3	4	5	6	7	8	9	AB	R	H	RBI	BB	SO	LOB	BOTTOM				
QuiVio Veras, S OBP: 0.383, SLG: 0.359 (1, 4)	K		F8					F8		3	0	0	0	1	1	0	Montreal Expos @ San Diego Padres Qualcomm Stadium, San Diego, CA Sat Aug 29 1998, 10:05 PM EDT Att: 52,661 - Cloudy - 82 F				
Steve Finley, L OBP: 0.298, SLG: 0.394 (1, 8)	K							BB		4	0	0	0	0	1	1					
Ken Caminiti, S OBP: 0.365, SLG: 0.540 ERA: 3.94 Scott Sanders, R ERA: 8.71 (1, 5)								G3		3	0	0	0	1	0	0					
Greg Vaughn, R OBP: 0.367, SLG: 0.623 (1, 7)		BB						F8		3	0	0	0	1	0	1					
Mark Sweeney, L OBP: 0.349, SLG: 0.392 (1, 3)		G3						L7		3	0	0	0	1	0	1					
Jim Leyritz, R OBP: 0.399, SLG: 0.496 (1, 2)		G3						G1-3		4	0	0	0	0	1	1					
Ruben Rivera, R OBP: 0.347, SLG: 0.422 (1, 9)		G5-3						F8		4	1	2	1	0	1	1					
Chris Gomez, R OBP: 0.339, SLG: 0.364 (1, 6)		G5-3						K		4	1	2	1	0	1	1					
Sterling Hitchcock, L OBP: 0.163, SLG: 0.143 Greg Myers, L OBP: 0.306, SLG: 0.370 Scott Sanders, R (8, 1)		K						HR		3	0	0	0	0	2	1					
								F8		3	0	1	0	0	0	0					
										2	0	0	0	0	0	2					
										1	0	0	0	0	1	0					
										0	0	0	0	0	0	0					
Inning Stats	R: 0 E: 0 K: 2 S: 11	H: 0 LOB: 1 BB: 1 P: 20	R: 0 E: 0 K: 1 S: 6	H: 0 LOB: 0 BB: 0 P: 8	R: 0 E: 0 K: 0 S: 5	H: 0 LOB: 0 BB: 0 P: 9	R: 0 E: 0 K: 0 S: 5	H: 0 LOB: 0 BB: 0 P: 10	R: 0 E: 0 K: 2 S: 11	H: 2 LOB: 2 BB: 0 P: 14	R: 0 E: 0 K: 0 S: 5	H: 0 LOB: 0 BB: 0 P: 5	R: 1 E: 0 K: 0 S: 6	H: 1 LOB: 0 BB: 0 P: 6	R: 0 E: 0 K: 1 S: 8	H: 0 LOB: 1 BB: 1 P: 14	R: 0 E: 0 K: 1 S: 9	H: 0 LOB: 1 BB: 1 P: 17	1B: 2 2B: 0 3B: 0 HR: 1	SF: 0 SAC: 0 DP: 0 HBP: 0	WP: 0 PA: 33 PB: 0 SB: 0 CS: 0
PITCHER	IP WLS BF H R ER SO BB IBB HBP BLK WP HR S P ERA WHIP	IP WLS BF H R ER SO BB IBB HBP BLK WP HR S P ERA WHIP	IP WLS BF H R ER SO BB IBB HBP BLK WP HR S P ERA WHIP	IP WLS BF H R ER SO BB IBB HBP BLK WP HR S P ERA WHIP	IP WLS BF H R ER SO BB IBB HBP BLK WP HR S P ERA WHIP	IP WLS BF H R ER SO BB IBB HBP BLK WP HR S P ERA WHIP	IP WLS BF H R ER SO BB IBB HBP BLK WP HR S P ERA WHIP	IP WLS BF H R ER SO BB IBB HBP BLK WP HR S P ERA WHIP	IP WLS BF H R ER SO BB IBB HBP BLK WP HR S P ERA WHIP	IP WLS BF H R ER SO BB IBB HBP BLK WP HR S P ERA WHIP	IP WLS BF H R ER SO BB IBB HBP BLK WP HR S P ERA WHIP	IP WLS BF H R ER SO BB IBB HBP BLK WP HR S P ERA WHIP	IP WLS BF H R ER SO BB IBB HBP BLK WP HR S P ERA WHIP	IP WLS BF H R ER SO BB IBB HBP BLK WP HR S P ERA WHIP	IP WLS BF H R ER SO BB IBB HBP BLK WP HR S P ERA WHIP	IP WLS BF H R ER SO BB IBB HBP BLK WP HR S P ERA WHIP	IP WLS BF H R ER SO BB IBB HBP BLK WP HR S P ERA WHIP	IP WLS BF H R ER SO BB IBB HBP BLK WP HR S P ERA WHIP			




Batter	1	2	3	4	5	6	7	8	9	AB	R	H	RBI	BB	SO	LOB	TOP					
Wilton Guerrero, S OBP: 0.294, SLG: 0.344	1-0 G3 SH1-3 WP 1B						3-3 K			4	1	1	0	0	1	2	Montreal Expos @ San Diego Padres Qualcomm Stadium, San Diego, CA Sun Aug 30 1998, 6:33 AM EDT Att: 21,765 - Sunny - 93 F					
Terry Jones, S OBP: 0.295, SLG: 0.308	1-0 SH1-3		0-2 F7		0-0 1B		1-0 L4			3	0	1	0	0	0	1						
F.P. Santangelo, S OBP: 0.333, SLG: 0.301	2-2 G3		2-1 P4		1-3 K			1-3 K		4	0	0	0	0	2	2						
Vladimir Guerrero, R OBP: 0.370, SLG: 0.602	1-0 WP HBP		2-0 G6-3			0-0 G5-3		1-0 G5-3		3	0	0	0	0	0	0						
Brad Fullmer, L OBP: 0.329, SLG: 0.459	4-2 1B			1-2 G5-3		0-1 G3		1-3 K		3	0	0	0	1	1	0						
Ryan McGuire, L OBP: 0.304, SLG: 0.259	1-2 BB									0	0	0	0	0	0	0						
Bob Hentley, R OBP: 0.379, SLG: 0.450	2-3 K			3-3 K		2-1 F9			0-0 P3	2	0	0	0	0	2	2						
Chris Widger, R OBP: 0.274, SLG: 0.368										2	0	0	0	0	0	0						
Shane Andrews, R OBP: 0.300, SLG: 0.431		0-2 CS 1B		0-0 1B			3-3 K		3-3 K	4	0	2	0	0	2	0						
Orlando Cabrera, R OBP: 0.322, SLG: 0.421		0-1 1B		0-0 F8			2-2 1B 2B		0-2 1B	4	1	3	0	0	0	1						
Mike Thurman, R OBP: 0.228, SLG: 0.243	0-3 K						1-3 K		1-0 G5-3	2	0	0	0	0	2	1						
Kirk Bullinger, R OBP: 0.274, SLG: 0.368										0	0	0	0	0	0	0						
Scott Livingstone, L OBP: 0.228, SLG: 0.243										1	0	1	1	0	0	0						
Steve Kline, S OBP: 0.274, SLG: 0.368										0	0	0	0	0	0	0						
Ugueth Urbina, R OBP: 0.274, SLG: 0.368										1	0	0	0	0	0	1						
Inning Stats	R: 1 E: 0 K: 1 S: 10	H: 1 LOB: 2 BB: 1 P: 21	R: 0 E: 0 K: 1 S: 10	H: 2 LOB: 1 BB: 0 P: 12	R: 0 E: 0 K: 0 S: 7	H: 0 LOB: 0 BB: 0 P: 11	R: 0 E: 0 K: 1 S: 11	H: 1 LOB: 1 BB: 0 P: 15	R: 0 E: 0 K: 3 S: 12	H: 0 LOB: 0 BB: 0 P: 17	R: 0 E: 0 K: 0 S: 5	H: 0 LOB: 0 BB: 0 P: 7	R: 1 E: 1 K: 1 S: 13	H: 2 LOB: 1 BB: 0 P: 22	R: 0 E: 0 K: 2 S: 8	H: 0 LOB: 0 BB: 0 P: 11	R: 0 E: 0 K: 1 S: 8	H: 1 LOB: 1 BB: 0 P: 12	1B: 7 2B: 1 3B: 0 HR: 0	SF: 0 SAC: 1 DP: 0 HBP: 1	WP: 1 PB: 0 SB: 0 CS: 1	PA: 36
PITCHER Kevin Brown, R ERA: 2.41	IP: 9.0 WLS: L BF: 36 H: 8 R: 2 ER: 2 SO: 10 BB: 1 IBB: 0 HBP: 1 BLK: 0 WP: 1 HR: 0 S: 84 P: 128 ERA: 2.00 WHIP: 1.000															PITCHER						


AB	33
R	2
H	8
RBI	1
BB	1
SO	10
LOB	10



Batter	1	2	3	4	5	6	7	8	9	AB	R	H	RBI	BB	SO	LOB	BOTTOM					
QuiVio Veras, S OBP: 0.382, SLG: 0.358	1-1 G6-3			2-2 WP SF G4-3 1B	1-0 FC6 1-2 2-3		3-3 K			4	1	1	0	0	1	2	Montreal Expos @ San Diego Padres Qualcomm Stadium, San Diego, CA Sun Aug 30 1998, 6:33 AM EDT Att: 21,765 - Sunny - 93 F					
Steve Finley, L OBP: 0.295, SLG: 0.391	0-1 F9			0-1 G4-3	2-0 F7			0-3 K		4	0	0	0	0	1	3						
Ken Caminiti, S OBP: 0.364, SLG: 0.537	3-2 G3			1-2 SF 2H		4-0 BLK BB BB		2-0 G2-3		2	0	0	1	1	0	0						
Greg Vaughn, R OBP: 0.369, SLG: 0.622		2-0 G5-3		4-2 BB		4-1 BLK BB		1-0 S 1B		2	0	1	0	2	0	0						
Mark Sweeney, L OBP: 0.341, SLG: 0.382		1-0 F7		0-0 F7		0-1 G4-3		3-3 K		4	0	0	0	0	1	5						
Ruben Rivera, R OBP: 0.341, SLG: 0.413		2-3 K		0-0 F9		1-2 2-3 K		1-2 K		3	0	0	0	0	2	4						
Greg Myers, L OBP: 0.304, SLG: 0.367									1-0 G3-1	1	0	0	0	0	0	0						
Carlos Hernandez, R OBP: 0.314, SLG: 0.385			0-0 F9		1-0 F8	0-1 F8			2-3 K	4	0	0	0	0	1	2						
Andy Sheets, R OBP: 0.318, SLG: 0.369			1-0 F9		2-3 K		1-0 F9		1-1 WP 1B	3	0	0	0	0	1	0						
Jim Leitz, R OBP: 0.401, SLG: 0.498					FC6 S K					1	0	1	0	0	0	0						
Chris Gomez, R OBP: 0.339, SLG: 0.364										0	0	0	0	0	0	0						
Kevin Brown, R OBP: 0.216, SLG: 0.211			3-1 G5-3		4-2 FC6 BB		0-3 K		2-2 G4-3	2	0	0	0	1	1	0						
Wally Joyner, L OBP: 0.378, SLG: 0.458										1	0	0	0	0	0	1						
Inning Stats	R: 0 E: 0 K: 0 S: 9	H: 0 LOB: 0 BB: 0 P: 13	R: 0 E: 0 K: 1 S: 5	H: 0 LOB: 0 BB: 0 P: 10	R: 0 E: 0 K: 0 S: 4	H: 0 LOB: 0 BB: 0 P: 8	R: 1 E: 1 K: 0 S: 12	H: 1 LOB: 2 BB: 1 P: 19	R: 0 E: 1 K: 1 S: 9	H: 0 LOB: 2 BB: 1 P: 19	R: 0 E: 0 K: 1 S: 8	H: 0 LOB: 2 BB: 2 P: 18	R: 0 E: 0 K: 2 S: 7	H: 0 LOB: 0 BB: 0 P: 11	R: 0 E: 0 K: 2 S: 9	H: 1 LOB: 1 BB: 0 P: 15	R: 0 E: 0 K: 1 S: 9	H: 1 LOB: 2 BB: 0 P: 15	1B: 3 2B: 0 3B: 0 HR: 0	SF: 1 SAC: 0 DP: 0 HBP: 0	WP: 2 PB: 0 SB: 0 CS: 0	PA: 36
PITCHER Mike Thurman, R ERA: 4.25	IP: 5.0 WLS: W BF: 22 H: 1 R: 1 ER: 1 SO: 2 BB: 4 IBB: 0 HBP: 0 BLK: 0 WP: 1 HR: 0 S: 40 P: 78 ERA: 1.80 WHIP: 1.000															PITCHER						
Kirk Bullinger, R ERA: 2.92	1.0 W	3	0	0	0	1	0	0	0	0	1	0	0	7	9	0.00	0.000					
Steve Kline, L ERA: 2.92	1.2 S	5	0	0	0	3	0	0	0	0	0	0	0	12	18	0.00	0.000					
Ugueth Urbina, R ERA: 1.24	1.1 S	6	2	0	0	2	0	0	0	0	0	0	0	13	23	0.00	1.500					



Batter	1	2	3	4	5	6	7	8	9	AB	R	H	RBI	BB	SO	LOB	TOP					
Wilton Guerrero, S (1,4) OBP: 0.295, SLG: 0.343	4-2 F8 SH E BB		0-0 E S 1B	2-1 FC6-4 1-2		0-3 K			0-3 K	4	1	1	0	1	2	2	<p>Montreal Expos @ San Diego Padres Qualcomm Stadium, San Diego, CA Mon Aug 31 1998, 10:05 PM EDT Att: 13,449 - Cloudy - 84 F</p> <p>AB 34 R 2 H 6 RBI 2 BB 3 SO 9 LOB 21</p> 					
Terry Jones, S (1,8) OBP: 0.289, SLG: 0.301 Robert Perez, R (9,PH) OBP: 0.215, SLG: 0.286	0-1 SH E FC5-2		2-3 K		1-3 K		3-3 K		1-3 K	3	0	0	0	0	3	1						
Bob Henley, R (1,2) OBP: 0.371, SLG: 0.429	0-2 F8 2-3		4-2 E BB		0-1 G4-3		0-3 K			3	0	0	0	1	1	2						
Vladimir Guerrero, R (1,9) OBP: 0.371, SLG: 0.603	0-1 E8 FC5-2 1-3 3-H 1B		0-0 E4		2-2 1B 2B		1-0 L5			4	1	2	1	0	0	2						
Brad Fullmer, L (1,3) OBP: 0.328, SLG: 0.457	1-2 FC5-2 2-3 3-H		2-0 F7		3-1 FC5-4 1B			1-1 F7		4	0	1	1	0	0	5						
Shane Andrews, R (1,5) OBP: 0.295, SLG: 0.432	2-3 K		1-2 F7		0-2 FC5-4 1-2			2-1 G3-1 2B		4	0	1	0	0	1	6						
Ryan McGuire, L (1,7) OBP: 0.298, SLG: 0.254		2-3 K		3-2 G3-1		2-2 G1		3-2 G3-1		4	0	0	0	0	1	1						
Orlando Cabrera, R (1,6) OBP: 0.321, SLG: 0.414 Mike Maddux, L (8,1)		0-0 G6-3		0-1 G5-3		4-2 BB		2-1 P3		3	0	0	0	1	0	1						
Carl Pavano, R (1,1) OBP: 0.167, SLG: 0.167 Derrick May, L (6,PH) OBP: 0.275, SLG: 0.331 Anthony Telford, R (6,1) Mike Mordecai, R (8,6) OBP: 0.239, SLG: 0.294	2-1 L8		0-2 FC6-4 1B		3-1 F8			0-1 F8		2	0	1	0	0	0	0						
Inning Stats	R: 1 E: 1 K: 1 S: 16	H: 1 LOB: 2 BB: 1 P: 23	R: 0 E: 0 K: 1 S: 6	H: 0 LOB: 0 BB: 0 P: 10	R: 0 E: 0 K: 1 S: 11	H: 1 LOB: 3 BB: 1 P: 20	R: 0 E: 0 K: 0 S: 11	H: 1 LOB: 1 BB: 0 P: 16	R: 1 E: 0 K: 1 S: 13	H: 2 LOB: 1 BB: 0 P: 19	R: 0 E: 0 K: 1 S: 10	H: 0 LOB: 1 BB: 1 P: 19	R: 0 E: 0 K: 2 S: 11	H: 0 LOB: 0 BB: 0 P: 15	R: 0 E: 0 K: 0 S: 9	H: 1 LOB: 1 BB: 0 P: 17		R: 0 E: 0 K: 2 S: 8	H: 0 LOB: 0 BB: 0 P: 9	1B: 4 2B: 2 3B: 0 HR: 0	SF: 0 SAC: 1 DP: 0 HBP: 0	WP: 0 PB: 0 SB: 1 CS: 0
PITCHER	IP WLS BF H R ER SO BB IBB HBP BLK WP HR S P ERA WHIP	6.0 W 28 5 2 2 5 3 0 0 0 0 0 0 67 107 3.00 1.333	2.0 7 1 0 0 2 0 0 0 0 0 0 0 0 20 32 0.00 0.500	1.0 S 3 0 0 0 2 0 0 0 0 0 0 0 8 9 0.00 0.000	PITCHER										IP WLS BF H R ER SO BB IBB HBP BLK WP HR S P ERA WHIP							

Batter	1	2	3	4	5	6	7	8	9	AB	R	H	RBI	BB	SO	LOB	BOTTOM			
Quilvio Veras, S (1,4) OBP: 0.384, SLG: 0.358	4-0 G6-3 BB		2-0 1B BB 1B	4-2 BB		0-0 G1-3				2	0	1	0	2	0	0	<p>Montreal Expos @ San Diego Padres Qualcomm Stadium, San Diego, CA Mon Aug 31 1998, 10:05 PM EDT Att: 13,449 - Cloudy - 84 F</p> <p>AB 32 R 5 H 9 RBI 5 BB 4 SO 7 LOB 15</p> 			
Steve Finley, L (1,8) OBP: 0.295, SLG: 0.390	1-1 G6-3 1-2		1-1 F7	1-0 F9			0-0			4	0	1	0	0	0	5				
Ken Caminiti, S (1,5) OBP: 0.363, SLG: 0.533	1-1 G3-1		4-0 1B BB 1B	1-2 2-3 BB		3-1 P2		1-3 K		3	0	0	0	1	1	1				
Greg Vaughn, R (1,7) OBP: 0.370, SLG: 0.628		2-0 HR	2-2 1B	1-3 K		1-1 F8		1-1 F8		4	1	2	2	0	1	1				
Wally Joyner, L (1,3) OBP: 0.377, SLG: 0.463	1-0 G4-3		1-2 2-3 3-H 1B	2-3 K		2-2 HR		3-3 K		4	1	1	1	0	2	4				
Mark Sweeney, L (1,9) OBP: 0.335, SLG: 0.375 Ruben Rivera, R (7,9) OBP: 0.344, SLG: 0.413	2-1 G4-3		1-2 F8	1-2 G3				4-2 BB		3	0	0	0	0	0	0				
Jim Leyritz, R (1,2) OBP: 0.393, SLG: 0.490 Carlos Hernandez, R (9,2) OBP: 0.314, SLG: 0.385	2-2 G6-3		2-3 K		1-3 K			0-3 K		4	0	0	0	0	3	1				
Chris Gomez, R (1,6) OBP: 0.341, SLG: 0.370			0-1 BB 1B 1B	1-1 1B 3B		1-1 G1-3		1-1 F8		4	2	2	0	0	0	1				
Joey Hamilton, R (1,1) OBP: 0.175, SLG: 0.242 George Arias, R (6,PH) OBP: 0.300, SLG: 0.600 Donne Wall, R (7,1) OBP: 0.286, SLG: 0.286 John Vander Wal, L (8,PH) OBP: 0.377, SLG: 0.543 Trevor Hoffman, R (9,1)	1-0 F7		1-0 F7	0-0 BB		2-2 HR		1-1 F7		2	0	1	1	0	0	1				
Inning Stats	R: 0 E: 0 K: 0 S: 4	H: 0 LOB: 0 BB: 1 P: 10	R: 1 E: 0 K: 0 S: 8	H: 1 LOB: 0 BB: 0 P: 15	R: 1 E: 0 K: 1 S: 14	H: 3 LOB: 3 BB: 1 P: 26	R: 1 E: 0 K: 1 S: 13	H: 2 LOB: 2 BB: 1 P: 22	R: 1 E: 0 K: 1 S: 12	H: 1 LOB: 0 BB: 0 P: 20	R: 1 E: 0 K: 0 S: 10	H: 1 LOB: 0 BB: 0 P: 14	R: 0 E: 0 K: 2 S: 9	H: 1 LOB: 1 BB: 0 P: 14	R: 0 E: 0 K: 1 S: 9	H: 0 LOB: 1 BB: 1 P: 15		1B: 5 2B: 0 3B: 1 HR: 3	SF: 0 SAC: 0 DP: 1 HBP: 0	WP: 0 PB: 0 SB: 0 CS: 0
PITCHER	IP WLS BF H R ER SO BB IBB HBP BLK WP HR S P ERA WHIP	5.0 L 24 7 4 4 3 3 0 0 0 0 0 1 51 93 7.20 2.000	2.0 8 2 1 1 3 0 0 0 0 0 0 1 19 28 4.50 1.000	1.0 4 0 0 0 1 1 0 0 0 0 0 0 9 15 0.00 1.000	PITCHER										IP WLS BF H R ER SO BB IBB HBP BLK WP HR S P ERA WHIP					

Batter	1	2	3	4	5	6	7	8	9	AB	R	H	RBI	BB	SO	LOB	TOP									
Tony Phillips, S OBP: 0.382, SLG: 0.377 (1, 7)	G4-3		G3		F9		F9			4	0	0	0	0	0	3	New York Mets @ San Diego Padres Qualcomm Stadium, San Diego, CA Wed Sep 02 1998, 10:05 PM EDT Att: 17,565 - Cloudy - 78 F									
Eduardo Alfonzo, R OBP: 0.361, SLG: 0.435 (1, 5)	F8		1-2	HR	F9		2-3			4	1	1	2	0	1	2										
John Olerud, L OBP: 0.431, SLG: 0.532 (1, 3)	K		2-H	F8	K			1-2		4	0	1	0	0	2	1										
31 Mike Piazza, R OBP: 0.378, SLG: 0.553 (1, 2)		F9		HR		G4-6-3	BB	FC5-4	FC4-6	3	1	1	1	1	0	1										
Brian McRae, S OBP: 0.367, SLG: 0.485 (1, 8)	G3-1			E6	G4-3	BB	G4-6-3	F7		3	0	0	0	1	0	1										
Lenny Harris, L OBP: 0.314, SLG: 0.390 (1, 9)	HR			F7	G4-6-3	BB	G4-6-3	FC4-6		4	1	1	1	0	0	4										
Carlos Baerga, S OBP: 0.304, SLG: 0.373 (1, 4)	G6-3			G4-3	G4-3				P4	4	0	0	0	0	0	2										
Rey Ordenez, R OBP: 0.279, SLG: 0.296 (1, 6)			FC5-4	F7			F9	SH1-3	G6-3	3	0	1	0	1	0	1										
Armando Reynoso, R OBP: 0.200, SLG: 0.250 Matt Franco, L (9, PH) John Franco, L (9, 1)		FC5-4	G3	HR			SH1-3		F8	2	1	1	0	0	0	1										
										1	0	0	0	0	0	0										
										0	0	0	0	0	0	0										
Inning Stats	R: 0 E: 0 K: 1 S: 10	H: 0 LOB: 0 BB: 0 P: 15	R: 1 E: 0 K: 0 S: 9	H: 1 LOB: 0 BB: 0 P: 12	R: 2 E: 0 K: 0 S: 11	H: 1 LOB: 0 BB: 1 P: 19	R: 1 E: 1 K: 0 S: 10	H: 1 LOB: 1 BB: 0 P: 17	R: 0 E: 0 K: 0 S: 7	H: 0 LOB: 1 BB: 2 P: 16	R: 0 E: 0 K: 1 S: 9	H: 1 LOB: 1 BB: 0 P: 15	R: 0 E: 0 K: 0 S: 7	H: 1 LOB: 1 BB: 0 P: 10	R: 0 E: 0 K: 0 S: 5	H: 0 LOB: 0 BB: 6 P: 6	1B: 2 2B: 1 3B: 0 HR: 3	SF: 0 SAC: 1 DP: 1 HBP: 0	WP: 0 PB: 0 SB: 0 CS: 0	PA: 36						
PITCHER	IP	WLS	BF	H	R	ER	SO	BB	IBB	HBP	BLK	WP	HR	S	P	ERA	WHIP									
Andy Ashby, R ERA: 3.19 Brian Boehringer, R ERA: 4.61 Scott Sanders, R ERA: 6.44	(1, 1)	5.0	L	21	4	4	4	2	1	0	0	0	0	3	51	78	7.20	1.000								
	(6, 1)	3.0		12	2	0	0	1	2	0	0	0	0	0	23	41	0.00	1.333								
	(9, 1)	1.0		3	0	0	0	0	0	0	0	0	0	0	5	6	0.00	0.000								

AB	32
R	4
H	6
RBI	4
BB	3
SO	3
LOB	16



Batter	1	2	3	4	5	6	7	8	9	AB	R	H	RBI	BB	SO	LOB	BOTTOM								
Quilvio Veras, S OBP: 0.382, SLG: 0.354 (1, 4)	L4		K		G1-3			K		4	0	0	0	0	2	0	New York Mets @ San Diego Padres Qualcomm Stadium, San Diego, CA Wed Sep 02 1998, 10:05 PM EDT Att: 17,565 - Cloudy - 78 F								
Steve Finley, L OBP: 0.295, SLG: 0.392 (1, 8)	G4-3		G3	BB		G6-3		K		3	0	0	0	1	1	0									
Tony Gwynn, L OBP: 0.377, SLG: 0.497 (1, 9)	HR		G3			G3			1-2	4	1	2	1	0	0	1									
Greg Vaughn, R OBP: 0.372, SLG: 0.635 (1, 7)	BB		K			P3		FC5-4	1B	3	0	0	0	1	1	2									
John Vander Wal, L OBP: 0.376, SLG: 0.533 Jim Levritz, R (9, PH)	BB		G3-1			G4-3		K		2	0	0	0	1	0	0									
George Arias, R OBP: 0.214, SLG: 0.429 (1, 5)	F9		G1-3			K		G5-3		4	0	0	0	0	1	3									
Carlos Hernandez, R OBP: 0.313, SLG: 0.383 (1, 2)		G4-6-3	1B		F7					3	0	2	0	0	0	0									
Chris Gomez, R OBP: 0.345, SLG: 0.382 (1, 6)		G4-6-3	1B			K				3	0	1	0	0	1	2									
Andy Ashby, R OBP: 0.147, SLG: 0.152 Greg Myers, L (6, PH) Brian Boehringer, S Mark Sweeney, L (8, PH) Scott Sanders, R (9, 1)	(1, 1)	G1-3				G4-6-3		G1-3		1	0	0	0	0	0	0									
	(6, 1)									1	0	0	0	0	0	1									
	(6, 1)									0	0	0	0	0	0	0									
	(8, PH)									1	0	0	0	0	0	0									
	(9, 1)									0	0	0	0	0	0	0									
Inning Stats	R: 1 E: 0 K: 0 S: 13	H: 1 LOB: 2 BB: 2 P: 30	R: 0 E: 0 K: 0 S: 6	H: 1 LOB: 0 BB: 0 P: 9	R: 0 E: 0 K: 2 S: 11	H: 0 LOB: 1 BB: 1 P: 20	R: 0 E: 0 K: 0 S: 4	H: 0 LOB: 0 BB: 0 P: 8	R: 0 E: 0 K: 0 S: 7	H: 0 LOB: 0 BB: 0 P: 12	R: 0 E: 0 K: 2 S: 11	H: 1 LOB: 1 BB: 0 P: 18	R: 0 E: 0 K: 2 S: 8	H: 0 LOB: 0 BB: 0 P: 15	R: 0 E: 0 K: 1 S: 12	H: 1 LOB: 1 BB: 0 P: 19	1B: 4 2B: 0 3B: 0 HR: 1	SF: 0 SAC: 0 DP: 2 HBP: 0	WP: 0 PB: 0 SB: 0 CS: 0	PA: 33					
PITCHER	IP	WLS	BF	H	R	ER	SO	BB	IBB	HBP	BLK	WP	HR	S	P	ERA	WHIP								
Armando Reynoso, R ERA: 2.64 John Franco, L ERA: 3.59	(1, 1)	8.0	W	29	4	1	1	0	3	0	0	0	0	66	119	1.12	0.875								
	(9, 1)	1.0	S	4	1	0	0	1	0	0	0	0	0	12	19	0.00	1.000								

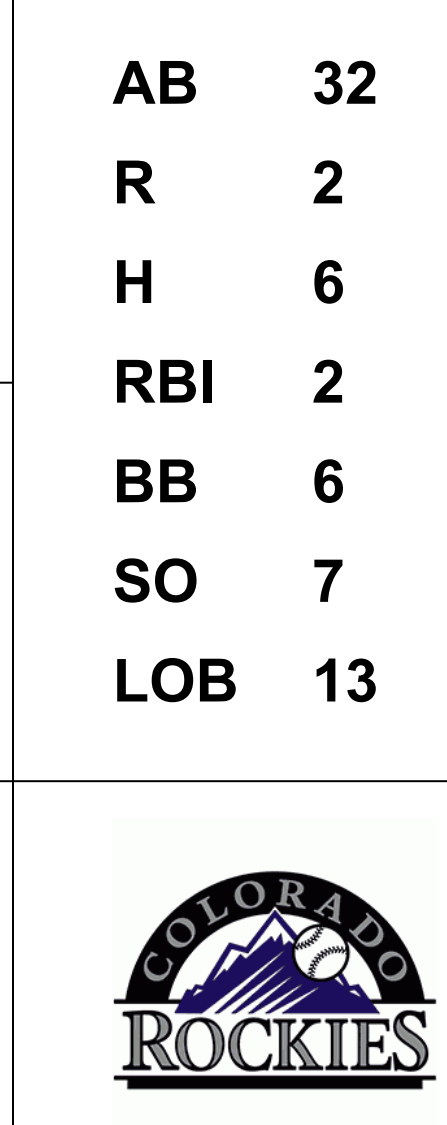


Batter	1	2	3	4	5	6	7	8	9	AB	R	H	RBI	BB	SO	LOB	TOP					
Quilvio Veras, S OBP: 0.387, SLG: 0.365										4	0	2	0	1	0	1	San Diego Padres @ Colorado Rockies Coors Field, Denver, CO Sat Sep 05 1998, 3:33 AM MDT Att: 42,930 - Sunny - 85 F					
Tony Gwynn, L OBP: 0.371, SLG: 0.489 Ruben Rivera, R OBP: 0.335, SLG: 0.400										4	0	0	0	0	1	3						
Ken Caminiti, S OBP: 0.361, SLG: 0.524										3	0	0	0	1	0	1						
Greg Vaughn, R OBP: 0.368, SLG: 0.629										4	1	1	0	0	1	3						
Steve Finley, L OBP: 0.299, SLG: 0.400										4	1	3	2	0	0	0						
Mark Sweeney, L OBP: 0.340, SLG: 0.373										4	1	2	0	0	0	1						
Carlos Hernandez, R OBP: 0.310, SLG: 0.379										4	0	0	0	0	0	3						
Chris Gomez, R OBP: 0.348, SLG: 0.382										3	1	1	0	1	1	1						
Kevin Brown, R OBP: 0.221, SLG: 0.230 Randy Myers, L (8, 1)										3	0	1	2	0	0	0						
Dan Miceli, R OBP: 1.000, SLG: 1.000 John Vander Wal, L OBP: 0.370, SLG: 0.523 Trevor Hoffman, R (9, 1)										0	0	0	0	0	0	0						
Inning Stats	R: 0 E: 0 K: 1 S: 12	H: 0 LOB: 1 BB: 1 P: 22	R: 0 E: 0 K: 1 S: 10	H: 2 LOB: 1 BB: 0 P: 13	R: 0 E: 0 K: 1 S: 11	H: 1 LOB: 2 BB: 1 P: 18	R: 0 E: 0 K: 0 S: 5	H: 1 LOB: 0 BB: 0 P: 6	R: 0 E: 0 K: 0 S: 10	H: 1 LOB: 1 BB: 0 P: 16	R: 4 E: 0 K: 0 S: 19	H: 4 LOB: 1 BB: 1 P: 33	R: 0 E: 0 K: 0 S: 10	H: 0 LOB: 0 BB: 0 P: 16	R: 0 E: 0 K: 0 S: 10	H: 0 LOB: 0 BB: 0 P: 16	R: 0 E: 0 K: 0 S: 6	H: 1 LOB: 0 BB: 0 P: 9	1B: 5 2B: 5 3B: 0 HR: 1	SF: 0 SAC: 0 DP: 3 HBP: 0	WP: 0 PB: 0 SB: 2 CS: 0	PA: 37
PITCHER	IP WLS BF H R ER SO BB IBB HBP BLK WP HR S P ERA WHIP																					
Darryl Kile, R ERA: 5.54	(1, 1) 7.0 L 31 9 4 1 3 2 1 0 0 0 0 1 73 116 1.29 1.571																					
Curt Leskanic, R ERA: 3.41	(8, 1) 1.0 3 0 0 0 0 0 0 0 0 0 0 0 10 16 0.00 0.000																					
Jerry Dipoto, R ERA: 3.52	(9, 1) 1.0 3 1 0 0 0 0 0 0 0 0 0 0 6 9 0.00 1.000																					

AB	34
R	4
H	10
RBI	4
BB	3
SO	3
LOB	14



Batter	1	2	3	4	5	6	7	8	9	AB	R	H	RBI	BB	SO	LOB	BOTTOM					
Darryl Hamilton, L OBP: 0.390, SLG: 0.398										5	0	0	0	0	1	2	San Diego Padres @ Colorado Rockies Coors Field, Denver, CO Sat Sep 05 1998, 3:33 AM MDT Att: 42,930 - Sunny - 85 F					
Neftali Perez, S OBP: 0.320, SLG: 0.385										4	0	1	0	1	1	1						
Larry Walker, L OBP: 0.429, SLG: 0.609										2	0	1	0	3	0	0						
Vinny Castilla, R OBP: 0.372, SLG: 0.605										5	1	1	0	0	1	7						
17 Todd Helton, L OBP: 0.375, SLG: 0.532										3	1	0	0	1	2	0						
Jeff Reed, L OBP: 0.379, SLG: 0.471 7 Kurt Abbott, R OBP: 0.299, SLG: 0.384 Jerry Dipoto, R (9, 1)										2	0	0	0	1	0	0						
3 Mike Lansing, R OBP: 0.314, SLG: 0.378										1	0	0	0	0	0	0						
Angel Echevarria, R OBP: 0.400, SLG: 0.643										4	0	1	2	0	0	0						
Darryl Kile, R OBP: 0.281, SLG: 0.339 1 Curtis Goodwin, L OBP: 0.311, SLG: 0.299 Curt Leskanic, R (8, 1) 22 Mark Strittmatter, R Dante Bichette, R OBP: 0.382, SLG: 0.526										1	0	0	0	0	0	2						
Inning Stats	R: 0 E: 0 K: 1 S: 9	H: 0 LOB: 0 BB: 0 P: 5	R: 0 E: 0 K: 0 S: 3	H: 0 LOB: 0 BB: 0 P: 5	R: 0 E: 0 K: 0 S: 6	H: 0 LOB: 1 BB: 0 P: 9	R: 2 E: 0 K: 0 S: 9	H: 3 LOB: 2 BB: 2 P: 21	R: 0 E: 0 K: 1 S: 8	H: 0 LOB: 1 BB: 1 P: 13	R: 0 E: 1 K: 1 S: 6	H: 0 LOB: 1 BB: 0 P: 7	R: 0 E: 0 K: 2 S: 11	H: 2 LOB: 2 BB: 0 P: 18	R: 0 E: 0 K: 1 S: 8	H: 0 LOB: 0 BB: 0 P: 12		R: 0 E: 0 K: 1 S: 13	H: 1 LOB: 3 BB: 2 P: 27	1B: 6 2B: 0 3B: 0 HR: 0	SF: 0 SAC: 1 DP: 0 HBP: 1	WP: 1 PB: 0 SB: 0 CS: 0
PITCHER	IP WLS BF H R ER SO BB IBB HBP BLK WP HR S P ERA WHIP																					
Kevin Brown, R ERA: 2.42	(1, 1) 7.0 W 31 5 2 2 5 4 0 0 0 0 0 0 3 4 0.00 0.000																					
Randy Myers, L ERA: 4.1	(8, 1) 0.1 1 0 0 0 1 0 0 0 0 0 0 0 3 4 0.00 0.000																					
Dan Miceli, R ERA: 3.36	(8, 1) 0.2 2 0 0 0 0 0 0 0 0 0 0 0 5 8 0.00 0.000																					
Trevor Hoffman, R ERA: 1.54	(9, 1) 1.0 S 6 1 0 0 1 2 0 0 0 0 1 0 13 27 0.00 3.000																					



Batter	1	2	3	4	5	6	7	8	9	AB	R	H	RBI	BB	SO	LOB	TOP					
Quilvio Veras, S OBP: 0.385, SLG: 0.362 Andy Sheets, R OBP: 0.319, SLG: 0.368	G3-1		K		P8			E 1B		3	0	0	0	0	1	0						
Tony Gwynn, L OBP: 0.372, SLG: 0.491 Donne Wall, R OBP: 0.286, SLG: 0.286	K							SF8		2	0	1	1	1	1	0						
Ken Caminiti, S OBP: 0.359, SLG: 0.520 George Arias, R OBP: 0.333, SLG: 0.588	F7		L9					L4		3	0	0	0	0	0	2						
Greg Vaughn, R OBP: 0.366, SLG: 0.626 Ruben Rivera, R OBP: 0.333, SLG: 0.397		L7			G6-3			P6		3	0	0	0	0	0	1						
Steve Finley, L OBP: 0.300, SLG: 0.403					G4-3			G4-3		4	0	2	1	0	0	1						
Mark Sweeney, L OBP: 0.345, SLG: 0.374 Matt Clement, R OBP: 0.271, SLG: 0.258		2B						F8		2	0	1	0	1	0	0						
James Mouton, R OBP: 0.271, SLG: 0.258		BB						G4-3		1	0	0	0	0	0	2						
Carlos Hernandez, R OBP: 0.307, SLG: 0.374		L8			L6			F7		4	0	0	0	0	1	3						
Chris Gomez, R OBP: 0.345, SLG: 0.378								G6-3		4	0	0	0	0	1	2						
Joey Hamilton, R OBP: 0.172, SLG: 0.238 Greg Myers, L OBP: 0.301, SLG: 0.362 Scott Sanders, R OBP: 0.372, SLG: 0.532			K					G3		1	0	0	0	0	1	0						
										1	0	0	0	0	0	0						
										2	1	1	0	0	0	0						
Inning Stats	R: 0 E: 0 K: 1 S: 9	H: 0 LOB: 0 BB: 0 P: 16	R: 0 E: 0 K: 1 S: 13	H: 1 LOB: 2 BB: 1 P: 26	R: 0 E: 0 K: 2 S: 8	H: 0 LOB: 1 BB: 1 P: 15	R: 0 E: 0 K: 0 S: 9	H: 1 LOB: 1 BB: 0 P: 15	R: 0 E: 0 K: 0 S: 4	H: 1 LOB: 1 BB: 0 P: 5	R: 0 E: 0 K: 0 S: 6	H: 0 LOB: 0 BB: 0 P: 7	R: 2 E: 1 K: 1 S: 8	H: 3 LOB: 2 BB: 0 P: 13	R: 0 E: 0 K: 1 S: 7	H: 0 LOB: 0 BB: 0 P: 10	1B: 3 2B: 3 3B: 0 HR: 0	SF: 1 SAC: 0 DP: 0 HBP: 1	WP: 0 PB: 0 SB: 0 CS: 0	PA: 36		
PITCHER	IP	WLS	BF	H	R	ER	SO	BB	IBB	HBP	BLK	WP	HR	S	P	ERA	WHIP					
Jamey Wright, R ERA: 5.63	(1, 1)	8.0	W	33	6	2	2	5	2	0	1	0	0	0	66	110	2.25	1.000				
Mike Munoz, L ERA: 6.32	(9, 1)	1.0		3	0	0	0	1	0	0	0	0	0	7	10	0.00	0.000					

San Diego Padres @ Colorado Rockies
Coors Field, Denver, CO
Sun Sep 06 1998, 3:33 AM MDT
Att: 46,240 - Sunny - 94 F

AB 32
R 2
H 6
RBI 2
BB 2
SO 6
LOB 13



Batter	1	2	3	4	5	6	7	8	9	AB	R	H	RBI	BB	SO	LOB	BOTTOM				
Darryl Hamilton, L OBP: 0.392, SLG: 0.398 1 Curtis Goodwin, L OBP: 0.311, SLG: 0.299	SH1-4 E HBP	P6	2B E 1B		F8			E 1B		4	3	2	1	0	0	2					
Neftali Perez, S OBP: 0.320, SLG: 0.386 7 Kurt Abbott, R OBP: 0.299, SLG: 0.384	SH1-4	F8	E2 2B		G5-3			F8		4	0	1	1	0	0	3					
Dante Bichette, R OBP: 0.364, SLG: 0.526	L4		P6					E 1B		5	1	3	1	0	0	2					
Larry Walker, L OBP: 0.434, SLG: 0.612 Angel Echevarria, R OBP: 0.438, SLG: 0.733	1B S BB		1B		17 1B 3 SF8			E4 1B 2B		3	2	3	1	1	0	0					
Vinny Castilla, R OBP: 0.371, SLG: 0.603 Jason Bates, S OBP: 0.275, SLG: 0.230		F8			P8			K		4	0	1	0	0	1	4					
17 Todd Helton, L OBP: 0.375, SLG: 0.530			K					F8		4	0	1	0	1	1	2					
3 Mike Lansing, R OBP: 0.273, SLG: 0.429 Terry Shumpert, R OBP: 0.273, SLG: 0.429	F9		P8		SF8			E IHR		3	1	1	3	0	0	3					
Jeff Reed, L OBP: 0.379, SLG: 0.464		E9 1B						G4-3		3	2	0	0	2	0	0					
Jamey Wright, R OBP: 0.228, SLG: 0.280 Mark Strittmatter, R OBP: 0.275, SLG: 0.429								F8		2	2	0	0	2	2	2					
Mike Munoz, L		1B BB						K		0	0	0	0	0	0	0					
Inning Stats	R: 1 E: 0 K: 0 S: 15	H: 1 LOB: 3 BB: 2 P: 31	R: 2 E: 1 K: 0 S: 17	H: 2 LOB: 2 BB: 1 P: 26	R: 3 E: 1 K: 1 S: 12	H: 2 LOB: 1 BB: 2 P: 21	R: 1 E: 0 K: 1 S: 14	H: 2 LOB: 2 BB: 1 P: 24	R: 0 E: 0 K: 0 S: 9	H: 1 LOB: 1 BB: 0 P: 13	R: 2 E: 0 K: 1 S: 13	H: 2 LOB: 0 BB: 0 P: 23	R: 3 E: 1 K: 1 S: 19	H: 4 LOB: 1 BB: 0 P: 30	R: 0 E: 0 K: 0 S: 4	H: 0 LOB: 0 BB: 0 P: 5	1B: 11 2B: 2 3B: 0 HR: 1	SF: 1 SAC: 1 DP: 0 HBP: 1	WP: 1 PB: 1 SB: 1 CS: 0	PA: 45	
PITCHER	IP	WLS	BF	H	R	ER	SO	BB	IBB	HBP	BLK	WP	HR	S	P	ERA	WHIP				
Joey Hamilton, R ERA: 4.55	(1, 1)	4.0	L	27	7	4	2	5	1	0	0	0	0	58	102	9.00	3.000				
Scott Sanders, R ERA: 8.15	(5, 1)	2.0		9	3	2	1	0	0	0	0	0	0	22	36	9.00	1.500				
Matt Clement, R ERA: 27.0	(7, 1)	1.0		7	4	3	1	0	0	0	0	0	0	19	30	27.00	4.000				
Donne Wall, R ERA: 2.54	(8, 1)	1.0		3	0	0	0	0	0	0	0	0	0	4	5	0.00	0.000				

San Diego Padres @ Colorado Rockies
Coors Field, Denver, CO
Sun Sep 06 1998, 3:33 AM MDT
Att: 46,240 - Sunny - 94 F

AB 36
R 12
H 14
RBI 10
BB 6
SO 4
LOB 18



Batter	1	2	3	4	5	6	7	8	9	AB	R	H	RBI	BB	SO	LOB	TOP								
Marvin Benard, L (1.9) OBP: 0.374, SLG: 0.397	F9		G3			G4-3		1B 2B 1B		4	1	1	0	0	0	1	San Francisco Giants @ San Diego Padres Qualcomm Stadium, San Diego, CA Mon Sep 07 1998, 10:05 PM EDT Att: 19,393 - Unknown - 72 F livebaseballscorecards.com								
Bill Mueller, S (1.5) OBP: 0.390, SLG: 0.397	G5-3			F8		1B HR 1B		K		4	1	1	0	0	1	1									
Barry Bonds, L (1.7) OBP: 0.440, SLG: 0.593	F7			F8		1B HR 1B		2B 1B		4	2	2	0	0	0	0									
Jeff Kent, R (1.4) OBP: 0.354, SLG: 0.560		K		1B		HR		P4		4	1	2	3	0	1	2									
Ellis Burks, R (1.8) OBP: 0.370, SLG: 0.516	F7			G5-3		F8		1-H 2-H 2B		4	0	1	2	0	0	1									
J.T. Snow, L (1.3) OBP: 0.326, SLG: 0.403	F9				K	K			G6-3	4	0	0	0	0	2	0									
Rey Sanchez, R (1.6) OBP: 0.328, SLG: 0.365			F9		G5-3 E4 1B		F9		G6-4-3 BB	3	0	1	0	1	0	0									
Brian Johnson, R (1.2) OBP: 0.294, SLG: 0.367			K		G5-3		G6-3		G6-4-3	4	0	0	0	0	1	2									
Russ Ortiz, R (1.1) OBP: 0.238, SLG: 0.158										2	0	1	0	0	0	1									
Rich Rodriguez, L (6.1) OBP: 0.200, SLG: 0.200										1	0	0	0	0	1	0									
Julian Tavarez, L (7.1) OBP: 0.111, SLG: 0.111										0	0	0	0	0	0	0									
Jose Mesa, R (8.1)										0	0	0	0	0	0	0									
Robb Nen, R (9.1)										0	0	0	0	0	0	0									
Inning Stats	R: 0 E: 0 K: 0 S: 6	H: 0 LOB: 0 BB: 0 P: 9	R: 0 E: 0 K: 1 S: 5	H: 0 LOB: 0 BB: 0 P: 9	R: 0 E: 0 K: 1 S: 11	H: 1 LOB: 1 BB: 0 P: 15	R: 0 E: 0 K: 0 S: 8	H: 1 LOB: 1 BB: 0 P: 10	R: 0 E: 1 K: 1 S: 10	H: 1 LOB: 2 BB: 0 P: 14	R: 3 E: 0 K: 1 S: 10	H: 3 LOB: 0 BB: 0 P: 13	R: 0 E: 0 K: 1 S: 6	H: 0 LOB: 0 BB: 0 P: 9	R: 2 E: 0 K: 1 S: 14	H: 3 LOB: 1 BB: 0 P: 16	R: 0 E: 0 K: 0 S: 2	H: 0 LOB: 0 BB: 1 P: 7	1B: 7 2B: 1 3B: 0 HR: 1	SF: 0 SAC: 0 DP: 1 HBP: 0	WP: 0 PB: 0 SB: 0 CS: 0	PA: 35			
PITCHER	IP	WLS	BF	H	R	ER	SO	BB	IBB	HBP	BLK	WP	HR	S	P	ERA	WHIP								
58 Stan Spencer, R (1.1) ERA: 3.32	7.0		27	6	3	3	5	0	0	0	0	0	1	56	79	3.86	0.857								
Randy Myers, L (8.1)	0.1	L	3	2	2	2	1	0	0	0	0	0	0	9	10	54.00	6.000								
Dan Miceli, R (8.1) ERA: 4.42	0.2		2	1	0	0	0	0	0	0	0	0	0	5	6	0.00	1.500								
Donne Wall, R (9.1) ERA: 2.51	1.0		3	0	0	0	0	1	0	0	0	0	0	2	7	0.00	1.000								

Batter	1	2	3	4	5	6	7	8	9	AB	R	H	RBI	BB	SO	LOB	BOTTOM								
Quilvio Veras, S (1.4) OBP: 0.397, SLG: 0.362	K			G5-3				1B BB		3	0	1	0	2	1	0	San Francisco Giants @ San Diego Padres Qualcomm Stadium, San Diego, CA Mon Sep 07 1998, 10:05 PM EDT Att: 19,393 - Unknown - 72 F livebaseballscorecards.com								
Tony Gwynn, L (1.9) OBP: 0.373, SLG: 0.490		1B						BB		5	1	2	0	0	0	3									
Ruben Rivera, R (8. FR) OBP: 0.333, SLG: 0.397	HBP 2B 1B	3-1			G3	G4-6-3		1B WP		0	0	0	0	0	0	0									
Ken Caminiti, S (1.5) OBP: 0.363, SLG: 0.532	F7		WP S 1B		HR		BB SF8 2B	BB		4	2	3	1	1	0	1									
Greg Vaughn, R (1.7) OBP: 0.366, SLG: 0.622	2B HBP		K		L5		BB	K		3	0	0	0	1	2	4									
Steve Finley, L (1.8) OBP: 0.303, SLG: 0.405	1-2 HBP		F8		1B		BB		G4-3	4	0	2	1	1	0	1									
John Vander Wal, L (1.3) OBP: 0.379, SLG: 0.527	1-3 2-H 2B				1B		BB			1	0	0	0	2	1	1									
George Arias, R (7. PH) OBP: 0.333, SLG: 0.588									F7	0	0	0	0	0	0	0									
Mark Sweeney, L (7. PH) OBP: 0.342, SLG: 0.372			BB				SF8			1	0	0	1	0	0	0									
Greg Myers, L (1.2) OBP: 0.298, SLG: 0.377	F7		F8			HR	L3		K	5	1	1	1	0	1	7									
Chris Gomez, R (1.6) OBP: 0.346, SLG: 0.378			58 G3-6-4 1B		G4-3	58 SH3-4 BB		K		3	0	1	0	1	1	0									
58 Stan Spencer, R (1.1) OBP: 0.143, SLG: 0.286										2	0	0	0	0	1	1									
Randy Myers, L (8.1)			G3-6-4		K		SH3-4	L5-3		0	0	0	0	0	0	0									
Dan Miceli, R (8.1) OBP: 1.000, SLG: 1.000										0	0	0	0	0	0	0									
Jim Leyritz, R (8. PH) OBP: 0.395, SLG: 0.482										1	0	0	0	0	0	0									
Donne Wall, R (9.1) OBP: 0.286, SLG: 0.286										0	0	0	0	0	0	0									
Inning Stats	R: 1 E: 0 K: 1 S: 18	H: 2 LOB: 3 BB: 1 P: 28	R: 0 E: 0 K: 0 S: 6	H: 2 LOB: 1 BB: 0 P: 9	R: 0 E: 0 K: 1 S: 14	H: 1 LOB: 2 BB: 1 P: 22	R: 0 E: 0 K: 1 S: 13	H: 0 LOB: 0 BB: 0 P: 17	R: 1 E: 0 K: 0 S: 11	H: 2 LOB: 1 BB: 0 P: 15	R: 1 E: 0 K: 0 S: 10	H: 1 LOB: 1 BB: 2 P: 23	R: 1 E: 0 K: 0 S: 6	H: 1 LOB: 1 BB: 2 P: 15	R: 0 E: 0 K: 2 S: 9	H: 1 LOB: 3 BB: 2 P: 20	R: 0 E: 0 K: 1 S: 7	H: 0 LOB: 0 BB: 0 P: 10	1B: 6 2B: 3 3B: 0 HR: 2	SF: 1 SAC: 1 DP: 3 HBP: 1	WP: 2 PB: 0 SB: 1 CS: 0	PA: 43			
PITCHER	IP	WLS	BF	H	R	ER	SO	BB	IBB	HBP	BLK	WP	HR	S	P	ERA	WHIP								
Russ Ortiz, R (1.1) ERA: 5.32	5.0		26	8	3	3	4	3	0	1	0	0	0	11	27	9.00	3.000								
Rich Rodriguez, L (6.1) ERA: 3.92	1.0		6	1	1	1	0	2	1	0	0	0	0	7	14	0.00	1.200								
Julian Tavarez, R (7.1) ERA: 3.43	1.2	W	6	1	0	0	1	1	0	0	0	0	0	4	8	0.00	3.000								
Jose Mesa, R (8.1) ERA: 4.66	0.1		2	0	0	0	1	1	0	0	0	1	0	4	8	0.00	3.000								
Robb Nen, R (9.1) ERA: 1.37	1.0	S	3	0	0	0	1	0	0	0	0	0	0	7	10	0.00	0.000								

Batter	1	2	3	4	5	6	7	8	9	AB	R	H	RBI	BB	SO	LOB	TOP				
Stan Javier, S OBP: 0.377, SLG: 0.360										5	1	1	0	0	0	1	San Francisco Giants @ San Diego Padres Qualcomm Stadium, San Diego, CA Wed Sep 09 1998, 10:05 PM EDT Att: 26,589 - Cloudy - 72 F				
Ellis Burks, R OBP: 0.373, SLG: 0.517										4	1	1	0	1	2	1					
Barry Bonds, L OBP: 0.441, SLG: 0.589										3	1	1	2	1	1	2					
Jeff Kent, R OBP: 0.352, SLG: 0.552										3	0	1	1	1	1	1					
Charlie Hayes, R OBP: 0.362, SLG: 0.424										3	0	0	0	1	0	1					
Joe Carter, R OBP: 0.286, SLG: 0.431										4	0	1	0	0	1	3					
Rich Aurilia, R OBP: 0.322, SLG: 0.413										4	0	1	0	0	1	0					
Jose Mesa, R (8, 1)										0	0	0	0	0	0	0					
Brian Johnson, R OBP: 0.291, SLG: 0.363										3	0	0	0	0	2	0					
Bill Mueller, S OBP: 0.380, SLG: 0.395										1	0	0	0	0	2	0					
Brent Mayne, L OBP: 0.347, SLG: 0.355										0	0	0	0	0	0	0					
Shawn Estes, R OBP: 0.231, SLG: 0.237										1	0	0	0	0	1	0					
Cory Bailey, R OBP: 0.262, SLG: 0.291										0	0	0	0	0	0	0					
Chris Jones, R OBP: 0.262, SLG: 0.291										0	0	0	0	0	0	0					
Danny Darwin, R OBP: 0.349, SLG: 0.419										0	0	0	0	0	0	0					
Marvin Benard, L OBP: 0.349, SLG: 0.419										0	0	0	0	0	0	0					
Julian Tavarez, L OBP: 0.327, SLG: 0.364										0	0	0	0	0	0	0					
Rey Sanchez, R OBP: 0.327, SLG: 0.364										0	0	0	0	0	0	0					
Rich Rodriguez, L OBP: 0.266, SLG: 0.200										1	0	0	0	0	0	0					
Inning Stats	R: 0 E: 0 K: 1 S: 13	H: 1 LOB: 3 BB: 2 P: 27	R: 0 E: 0 K: 1 S: 7	H: 0 LOB: 0 BB: 0 P: 9	R: 0 E: 0 K: 2 S: 9	H: 0 LOB: 1 BB: 1 P: 16	R: 0 E: 0 K: 0 S: 4	H: 0 LOB: 3 BB: 0 P: 8	R: 3 E: 1 K: 1 S: 15	H: 2 LOB: 1 BB: 1 P: 24	R: 0 E: 0 K: 2 S: 10	H: 0 LOB: 0 BB: 0 P: 15	R: 0 E: 0 K: 2 S: 9	H: 1 LOB: 1 BB: 0 P: 13	R: 0 E: 0 K: 0 S: 11	H: 2 LOB: 2 BB: 0 P: 15	R: 0 E: 0 K: 2 S: 9	H: 0 LOB: 0 BB: 0 P: 10	1B: 4 2B: 2 3B: 0 HR: 0	SF: 0 SAC: 0 DP: 0 HBP: 0	WP: 0 PA: 38 PB: 0 SB: 2 CS: 0
PITCHER	IP WLS BF H R ER SO BB IBB HBP BLK WP HR S P ERA WHIP																				
Sterling Hitchcock, L ERA: 3.95	(1, 1) 6.1 W 27 3 3 0 8 4 0 0 0 0 0 0 62 105 0.00 1.105																				
Donnie Wall, R ERA: 2.45	(7, 1) 1.1 7 3 0 0 1 0 0 0 0 0 0 0 14 20 0.00 2.250																				
Trevor Hoffman, R ERA: 1.51	(8, 1) 1.1 S 4 0 0 0 2 0 0 0 0 0 0 0 0 11 12 0.00 0.000																				

Batter	1	2	3	4	5	6	7	8	9	AB	R	H	RBI	BB	SO	LOB	BOTTOM				
Steve Finley, L OBP: 0.300, SLG: 0.406										5	2	1	2	0	0	3	San Francisco Giants @ San Diego Padres Qualcomm Stadium, San Diego, CA Wed Sep 09 1998, 10:05 PM EDT Att: 26,589 - Cloudy - 72 F				
Andy Sheets, R OBP: 0.310, SLG: 0.357										4	0	0	0	0	1	0					
John Vander Wal, L OBP: 0.388, SLG: 0.531										0	1	0	0	1	0	0					
Ed Giovannola, L OBP: 0.325, SLG: 0.318										0	0	0	0	0	0	0					
Ken Caminiti, S OBP: 0.360, SLG: 0.523										3	2	0	0	2	3	5					
Greg Vaughn, R OBP: 0.369, SLG: 0.624										2	1	1	3	3	1	0					
Jim LeVritz, R OBP: 0.388, SLG: 0.470										4	0	1	1	0	2	4					
Carlos Hernandez, R OBP: 0.300, SLG: 0.376										1	0	1	2	0	0	0					
Wally Joyner, L OBP: 0.376, SLG: 0.460										3	0	0	0	1	0	1					
Trevor Hoffman, R (8, 1)										1	0	0	0	0	1	2					
Ruben Rivera, R OBP: 0.337, SLG: 0.396										3	1	1	0	1	1	2					
Chris Gomez, R OBP: 0.345, SLG: 0.375										3	1	1	0	1	0	3					
Sterling Hitchcock, L OBP: 0.170, SLG: 0.152										2	0	1	0	0	0	1					
Donnie Wall, R OBP: 0.286, SLG: 0.286										0	0	0	0	0	0	0					
Mark Sweeney, L OBP: 0.338, SLG: 0.388										1	0	0	0	0	0	2					
Inning Stats	R: 2 E: 0 K: 0 S: 18	H: 1 LOB: 1 BB: 2 P: 27	R: 0 E: 0 K: 0 S: 8	H: 1 LOB: 0 BB: 0 P: 13	R: 2 E: 0 K: 1 S: 13	H: 2 LOB: 2 BB: 2 P: 26	R: 0 E: 1 K: 2 S: 12	H: 1 LOB: 3 BB: 1 P: 19	R: 0 E: 0 K: 0 S: 7	H: 1 LOB: 1 BB: 0 P: 12	R: 0 E: 0 K: 1 S: 6	H: 0 LOB: 0 BB: 0 P: 6	R: 0 E: 0 K: 2 S: 9	H: 0 LOB: 0 BB: 0 P: 12	R: 4 E: 0 K: 2 S: 24	H: 1 LOB: 2 BB: 4 P: 48	R: 0 E: 0 K: 2 S: 9	H: 0 LOB: 0 BB: 0 P: 10	1B: 5 2B: 0 3B: 0 HR: 2	SF: 0 SAC: 1 DP: 0 HBP: 0	WP: 0 PA: 42 PB: 0 SB: 1 CS: 0
PITCHER	IP WLS BF H R ER SO BB IBB HBP BLK WP HR S P ERA WHIP																				
Shawn Estes, L ERA: 4.8	(1, 1) 3.2 L 22 5 4 4 2 4 0 0 0 0 0 0 2 48 82 9.82 2.455																				
Cory Bailey, R ERA: 9.0	(4, 1) 0.1 1 0 0 0 1 0 0 0 0 0 0 0 3 3 0.00 0.000																				
Danny Darwin, R ERA: 5.25	(5, 1) 2.0 7 1 0 0 1 0 0 0 0 0 0 0 13 18 0.00 0.500																				
Julian Tavarez, R ERA: 3.62	(7, 1) 1.0 5 0 2 2 2 2 0 0 0 0 0 0 17 27 18.00 2.000																				
Rich Rodriguez, L ERA: 4.00	(8, 1) 0.1 2 0 0 0 0 0 0 0 0 0 0 0 4 7 0.00 0.000																				

AB	34
R	3
H	6
RBI	3
BB	4
SO	11
LOB	12



AB	32
R	8
H	7
RBI	8
BB	9
SO	8
LOB	24



Batter	1	2	3	4	5	6	7	8	9	AB	R	H	RBI	BB	SO	LOB	TOP			
Eric Young Sr. R OBP: 0.356, SLG: 0.401 (1, 4)										4	1	0	0	0	1	0	Los Angeles Dodgers @ San Diego Padres Qualcomm Stadium, San Diego, CA Thu Sep 10 1998, 6:33 AM EDT Att: 26,018 - Sunny - 77 F			
Trenidad Hubbard R OBP: 0.387, SLG: 0.451 (1, 8)										3	1	0	0	1	2	0				
Eric Karros R OBP: 0.345, SLG: 0.474 (1, 3)										4	1	1	0	0	0	0				
Bobby Bonilla S OBP: 0.320, SLG: 0.388 Jeff Shaw R (9, 1)										4	1	1	2	0	0	0				
Raul Mondesi R OBP: 0.312, SLG: 0.513 (1, 9)										4	0	0	0	0	2	2				
Matt Luke L OBP: 0.262, SLG: 0.429 (1, 7)										3	0	0	0	0	2	2				
Mark Grudzielanek R OBP: 0.319, SLG: 0.369 (1, 6)										3	0	1	2	0	1	0				
Charles Johnson R OBP: 0.286, SLG: 0.376 (1, 2)										3	0	0	0	0	2	1				
Chan Ho Park R OBP: 0.227, SLG: 0.266 (8, PH)										2	0	0	0	0	1	0				
Jim Eisenreich L OBP: 0.286, SLG: 0.271 Scott Radinsky L (8, 1)										1	0	0	0	0	0	0				
Adrian Beltré R OBP: 0.267, SLG: 0.349 (9, 5)										0	0	0	0	0	0	0				
Inning Stats	R: 0 H: 0 E: 0 K: 2 S: 7	H: 0 LOB: 0 BB: 0 P: 13	R: 0 H: 0 E: 0 K: 1 S: 9	H: 0 LOB: 0 BB: 0 P: 12	R: 0 H: 0 E: 0 K: 1 S: 12	H: 0 LOB: 0 BB: 0 P: 17	R: 0 H: 0 E: 0 K: 1 S: 8	H: 0 LOB: 0 BB: 0 P: 14	R: 0 H: 0 E: 0 K: 1 S: 5	H: 0 LOB: 0 BB: 0 P: 5	R: 4 H: 3 E: 1 K: 2 S: 19	H: 3 LOB: 1 BB: 1 P: 32	R: 0 H: 0 E: 0 K: 0 S: 5	H: 0 LOB: 0 BB: 0 P: 7	R: 0 H: 0 E: 0 K: 1 S: 5	H: 0 LOB: 0 BB: 0 P: 9	1B: 3 2B: 0 3B: 0 HR: 0	SF: 0 SAC: 0 DP: 0 HBP: 0	WP: 0 PB: 0 SB: 0 CS: 0	PA: 32
PITCHER Kevin Brown R ERA: 2.36 (1, 1)	IP: 9.0 WLS: L BF: 32 H: 3 R: 4 ER: 1 SO: 11 BB: 1 IBB: 0 HBP: 0 BLK: 0 WP: 0 HR: 0 S: 77 P: 116 ERA: 1.00 WHIP: 0.444															PITCHER Kevin Brown R ERA: 2.36 (1, 1)	IP: 9.0 WLS: L BF: 32 H: 3 R: 4 ER: 1 SO: 11 BB: 1 IBB: 0 HBP: 0 BLK: 0 WP: 0 HR: 0 S: 77 P: 116 ERA: 1.00 WHIP: 0.444			

AB	31
R	4
H	3
RBI	4
BB	1
SO	11
LOB	5



Batter	1	2	3	4	5	6	7	8	9	AB	R	H	RBI	BB	SO	LOB	BOTTOM					
Steve Finley L OBP: 0.296, SLG: 0.403 (1, 8)										5	1	0	0	0	2	4	Los Angeles Dodgers @ San Diego Padres Qualcomm Stadium, San Diego, CA Thu Sep 10 1998, 6:33 AM EDT Att: 26,018 - Sunny - 77 F					
Ed Giovannola L OBP: 0.335, SLG: 0.321 Jim Leyritz R OBP: 0.387, SLG: 0.469 Chris Gomez R OBP: 0.345, SLG: 0.375 (1, 4)										2	1	1	0	2	1	0						
Greg Vaughn R OBP: 0.369, SLG: 0.621 (1, 7)										4	1	1	0	1	3	1						
Wally Joyner L OBP: 0.374, SLG: 0.456 (1, 3)										5	0	1	2	0	1	3						
Mark Sweeney L OBP: 0.338, SLG: 0.364 Ruben Rivera R OBP: 0.337, SLG: 0.396 John Vander Wal L OBP: 0.390, SLG: 0.530 (1, 9)										2	0	0	0	1	1	1						
George Arias R OBP: 0.348, SLG: 0.500 (1, 5)										2	0	0	0	1	2	3						
Carlos Hernandez R OBP: 0.309, SLG: 0.372 (1, 2)										4	0	0	0	0	1	7						
Andy Sheets R OBP: 0.309, SLG: 0.351 (9, 4)										3	0	0	0	1	2	0						
Kevin Brown R OBP: 0.235, SLG: 0.234 (1, 1)										3	0	1	0	1	1	1						
Inning Stats	R: 0 H: 0 E: 0 K: 2 S: 8	H: 0 LOB: 0 BB: 1 P: 11	R: 0 H: 0 E: 0 K: 2 S: 9	H: 0 LOB: 1 BB: 1 P: 19	R: 3 H: 2 E: 0 K: 1 S: 18	H: 2 LOB: 3 BB: 3 P: 40	R: 0 H: 0 E: 0 K: 2 S: 8	H: 0 LOB: 0 BB: 0 P: 11	R: 0 H: 0 E: 0 K: 1 S: 11	H: 1 LOB: 1 BB: 0 P: 14	R: 0 H: 0 E: 0 K: 1 S: 9	H: 0 LOB: 2 BB: 2 P: 20	R: 0 H: 2 E: 0 K: 3 S: 10	H: 0 LOB: 3 BB: 1 P: 18	R: 0 H: 0 E: 0 K: 3 S: 10	H: 0 LOB: 1 BB: 0 P: 13		R: 0 H: 0 E: 0 K: 3 S: 9	H: 0 LOB: 0 BB: 0 P: 15	1B: 5 2B: 0 3B: 0 HR: 0	SF: 0 SAC: 0 DP: 0 HBP: 1	WP: 0 PB: 1 SB: 2 CS: 0
PITCHER Chan Ho Park R ERA: 3.87 Scott Radinsky L ERA: 2.54 Jeff Shaw R ERA: 2.16 (1, 1)	IP: 7.0 WLS: W BF: 34 H: 5 R: 3 ER: 3 SO: 10 BB: 7 IBB: 0 HBP: 1 BLK: 0 WP: 0 HR: 0 S: 73 P: 133 ERA: 3.86 WHIP: 1.714															PITCHER Chan Ho Park R ERA: 3.87 Scott Radinsky L ERA: 2.54 Jeff Shaw R ERA: 2.16 (1, 1)	IP: 7.0 WLS: W BF: 34 H: 5 R: 3 ER: 3 SO: 10 BB: 7 IBB: 0 HBP: 1 BLK: 0 WP: 0 HR: 0 S: 73 P: 133 ERA: 3.86 WHIP: 1.714					

AB	33
R	3
H	5
RBI	2
BB	7
SO	16
LOB	21



Batter	1	2	3	4	5	6	7	8	9	AB	R	H	RBI	BB	SO	LOB	TOP			
Eric Young Sr., R OBP: 0.355, SLG: 0.398 (1, 4)	4-2 CS BB	0-0 FC6-4		0-1 G6-4-3			1-3 K			3	0	0	0	1	1	4				
Trenidad Hubbard, R OBP: 0.355, SLG: 0.447 (1, 8)	2-2 F9		1-0 G6-3		0-0 F9			1-1 CS 1B		4	0	1	0	0	0	1				
Eric Karros, R OBP: 0.346, SLG: 0.474 (1, 3)	3-2 BB 1B		0-1 1B		0-1 G5-3			3-3 SAFE K 1-2		4	0	2	0	0	1	1				
Bobby Bonilla, S OBP: 0.319, SLG: 0.387 (1, 5)	1-1 BB 1B		0-3 K		2-2 F7			2-0 F8		4	0	1	0	0	1	1				
Raul Mondesi, R OBP: 0.312, SLG: 0.510 (1, 9)	4-1 1-2 2-3 BB		0-1 G5-3		0-3 K2-3			3-3 K		3	0	0	0	1	2	1				
Jim Eisenreich, L OBP: 0.280, SLG: 0.264 (1, 7)	0-0 F7			1-0 F9		1-1 G3		1-3 K		4	0	0	0	0	1	3				
Mark Grudzielanek, R OBP: 0.320, SLG: 0.370 (1, 6)		1-0 G6-3		1-2 2B 1B		3-2 F7		1-0 S WP 1B		4	0	2	0	0	0	0				
Charles Johnson, R OBP: 0.286, SLG: 0.377 (1, 2)		0-3 K		0-1 SAFE 1-3 2B			2-1 P4	3-2 P4 1-3		4	0	1	0	0	1	1				
Brian Bohanon, L OBP: 0.333, SLG: 0.405 (1, 1)		4-2 FC6-4 BB		4-1 G6-4-3 BB			0-3 K			1	0	0	0	2	1	0				
Inning Stats	R: 0 H: 2 E: 0 K: 0 S: 15	H: 2 LOB: 3 BB: 2 P: 29	R: 0 H: 0 E: 0 K: 1 S: 9	H: 0 LOB: 1 BB: 1 P: 14	R: 0 H: 1 E: 0 K: 1 S: 8	LOB: 1 BB: 0 P: 9	R: 0 H: 2 E: 0 K: 0 S: 9	H: 2 LOB: 2 BB: 1 P: 15	R: 0 H: 0 E: 0 K: 1 S: 7	H: 0 LOB: 0 BB: 0 P: 9	R: 0 H: 0 E: 0 K: 2 S: 8	H: 0 LOB: 0 BB: 0 P: 12	R: 0 H: 0 E: 0 K: 1 S: 6	H: 1 LOB: 0 BB: 0 P: 12	R: 0 H: 1 E: 0 K: 2 S: 11	H: 1 LOB: 1 BB: 0 P: 19	1B: 6 2B: 2 3B: 0 HR: 0	SF: 0 SAC: 0 DP: 2 HBP: 0	WP: 1 PB: 0 SB: 1 CS: 2	PA: 35
PITCHER	IP	WLS	BF	H	R	ER	SO	BB	IBB	HBP	BLK	WP	HR	S	P	ERA	WHIP			
Joey Hamilton, R ERA: 4.37 (1, 1)	8.0	W	31	6	0	0	6	4	0	0	0	0	0	70	111	0.00	1.250			
Trevor Hoffman, R ERA: 1.49 (9, 1)	1.0	S	4	1	0	0	2	0	0	0	0	1	0	11	19	0.00	1.000			

Los Angeles Dodgers @ San Diego Padres
Qualcomm Stadium, San Diego, CA
Fri Sep 11, 1998, 10:05 PM EDT
Att: 32,830 - Unknown - 72 F

livebaseballscores.com

AB 31
R 0
H 7
RBI 0
BB 4
SO 8
LOB 12





Batter	1	2	3	4	5	6	7	8	9	AB	R	H	RBI	BB	SO	LOB	BOTTOM			
Steve Finley, L OBP: 0.301, SLG: 0.405 (1, 8)	1-1 PB 1B 2B		1-3 K		4-2 G4-6-3 BB		4-0 BB			2	1	1	0	2	1	0				
Andy Sheets, R OBP: 0.313, SLG: 0.366 (1, 4)	3-2 G4-6-3 2H 1B		1-1 3B		0-0 G4-6-3 1-2		0-1 P4			4	0	2	1	0	0	3				
Greg Vaughn, R OBP: 0.372, SLG: 0.621 (1, 7)	2-1 G4-6-3 1-2 1B		4-0 BB		1-2 BB G4-3 1B		1-0 F7			3	0	2	0	1	0	1				
Ken Caminiti, S OBP: 0.357, SLG: 0.518 (1, 5)	3-2 G4-6-3 1-2 2-3 K		2-3 K		1-1 G4-3			0-0 P4		4	0	0	0	0	1	5				
Wally Joyner, L OBP: 0.373, SLG: 0.454 (1, 3)	2-3 K			3-2 G6-3		3-2 BB 1B		0-1 F7		4	0	1	0	0	1	1				
Carlos Hernandez, R OBP: 0.307, SLG: 0.389 (1, 2)		0-0 G6-3		1-0 P1		4-0 BB		4-1 BB		2	0	0	0	2	0	0				
Ruben Rivera, R OBP: 0.330, SLG: 0.387 (1, 9)		3-2 G6-3		3-0 G5-3		3-3 K		1-0 F8		4	0	0	0	0	1	4				
Chris Gomez, R OBP: 0.345, SLG: 0.377 (1, 6)		1-3 K			2-0 WP 2B		0-0 G4-3			3	0	1	0	0	1	3				
Joey Hamilton, R OBP: 0.164, SLG: 0.227 (1, 1)				3-3 K		1-3 K				3	0	0	0	0	3	1				
Trevor Hoffman, R (9, 1)										0	0	0	0	0	0	0				
Inning Stats	R: 1 H: 3 E: 0 K: 1 S: 15	H: 3 LOB: 1 BB: 0 P: 26	R: 0 H: 0 E: 0 K: 1 S: 8	H: 0 LOB: 0 BB: 0 P: 12	R: 0 H: 1 E: 0 K: 3 S: 11	LOB: 2 BB: 1 P: 22	R: 0 H: 0 E: 0 K: 0 S: 5	H: 0 LOB: 0 BB: 0 P: 12	R: 0 H: 1 E: 0 K: 1 S: 7	H: 1 LOB: 1 BB: 1 P: 14	R: 0 H: 2 E: 0 K: 1 S: 13	H: 2 LOB: 3 BB: 1 P: 25	R: 0 H: 0 E: 0 K: 1 S: 6	H: 0 LOB: 1 BB: 1 P: 11	R: 0 H: 0 E: 0 K: 0 S: 5	H: 0 LOB: 1 BB: 1 P: 10	1B: 4 2B: 2 3B: 1 HR: 0	SF: 0 SAC: 0 DP: 2 HBP: 0	WP: 1 PB: 1 SB: 0 CS: 0	PA: 34
PITCHER	IP	WLS	BF	H	R	ER	SO	BB	IBB	HBP	BLK	WP	HR	S	P	ERA	WHIP			
Brian Bohanon, L ERA: 2.81 (1, 1)	8.0	L	34	7	1	1	8	5	0	0	0	1	0	70	132	1.12	1.500			

Los Angeles Dodgers @ San Diego Padres
Qualcomm Stadium, San Diego, CA
Fri Sep 11, 1998, 10:05 PM EDT
Att: 32,830 - Unknown - 72 F

livebaseballscores.com

AB 29
R 1
H 7
RBI 1
BB 5
SO 8
LOB 18



Batter	1	2	3	4	5	6	7	8	9	AB	R	H	RBI	BB	SO	LOB	TOP				
Eric Young Sr., R OBP: 0.355, SLG: 0.398	2-1 BB 3B S 1B	0-0 G6-3		2-0 G6-4-3 1-2		1-2 1B		3-3 K		5	1	2	0	0	1	1	Los Angeles Dodgers @ San Diego Padres Qualcomm Stadium, San Diego, CA Sat Sep 12 1998, 10:05 PM EDT Att: 60,823 - Unknown - 74 F AB 35 R 7 H 10 RBI 7 BB 6 SO 9 LOB 16 				
Trenidad Hubbard, R OBP: 0.366, SLG: 0.445	2-3 K 1-2		1-1 F9		0-1 HR 1B	1-0 P4		1-0 WP 1B	5	1	2	0	0	1	2						
Eric Karros, R OBP: 0.346, SLG: 0.478	2-3 K		1-3 K2-3		1-2 HR 1B		4-1 G3 SH3-4 BB	0-1 F8	4	1	1	2	1	2	2						
Bobby Bonilla, S OBP: 0.322, SLG: 0.390	4-1 BB 3B BB		1-1 1B 1B 2B		1-1 G5-3		1-0 SH3-4	3-3 K	2	2	1	0	1	0	0						
Adrian Beltre, R OBP: 0.297, SLG: 0.349								1-2 K	0	0	0	0	0	0	0						
Roger Cedeno, S OBP: 0.335, SLG: 0.312								1-2 K	1	0	0	0	0	1	1						
Raul Mondesi, R OBP: 0.316, SLG: 0.510	4-1 BB 3B BB		1-1 1B 1B		2-2 F9		4-2 G3 BB	4-0 BB	2	2	1	0	3	0	0						
Matt Luke, L OBP: 0.270, SLG: 0.439	1-0 1-H 2-H 3-H 3B		2-2 1B		4-1 BB		1-1 G3	1-3 K	4	0	2	5	1	1	4						
Mark Grudzielanek, R OBP: 0.317, SLG: 0.367	0-0 G5-3		1-2 F9		1-2 G4-3		1-3 K		4	0	0	0	0	1	5						
Charles Johnson, R OBP: 0.285, SLG: 0.376		0-2 G1-3		0-1 G6-4-3 1B		0-0 F7		2-2 F9	4	0	1	0	0	0	0						
Dave Micki, R OBP: 0.180, SLG: 0.130		1-3 K		0-3 K		1-0 F9		1-2 G4-3	3	0	0	0	0	2	1						
Sean Maloney, R ERA: 7.71									0	0	0	0	0	0	0						
Jeff Kubenka, R ERA: 7.71									0	0	0	0	0	0	0						
Jim Eisenreich, L OBP: 0.279, SLG: 0.263									1	0	0	0	0	0	0						
Scott Radinsky, L ERA: 5.63									0	0	0	0	0	0	0						
Inning Stats	R: 3 E: 0 K: 2 S: 14	H: 2 LOB: 1 BB: 2 P: 28	R: 0 E: 0 K: 1 S: 8	H: 0 LOB: 0 BB: 0 P: 9	R: 2 E: 0 K: 1 S: 18	H: 3 LOB: 1 BB: 0 P: 25	R: 0 E: 0 K: 1 S: 6	H: 1 LOB: 0 BB: 0 P: 8	R: 2 E: 0 K: 0 S: 15	H: 2 LOB: 1 BB: 1 P: 24	R: 0 E: 0 K: 0 S: 6	H: 0 LOB: 2 BB: 2 P: 22	R: 0 E: 0 K: 1 S: 13	H: 0 LOB: 0 BB: 0 P: 19	R: 0 E: 0 K: 2 S: 9	H: 1 LOB: 2 BB: 1 P: 18	1B: 7 2B: 1 3B: 1 HR: 1	SF: 0 SAC: 1 DP: 1 HBP: 0	WP: 1 PB: 0 SB: 2 CS: 2	PA: 42	
PITCHER	IP	WLS	BF	H	R	ER	SO	BB	IBB	HBP	BLK	WP	HR	S	P	ERA	WHIP				
58 Stan Spencer, R ERA: 5.48	4.0		21	8	7	7	5	2	0	0	0	0	0	1	52	77	15.75	2.500			
Roberto Ramirez, L ERA: 7.71	1.0	4	0	0	0	0	0	1	0	0	0	0	0	0	9	17	0.00	1.000			
Scott Sanders, R ERA: 7.71	1.0	W	4	1	0	0	0	0	0	0	0	0	0	6	9	0.00	1.000				
Donne Wall, R ERA: 2.44	0.1		3	0	0	0	0	2	0	0	0	0	0	5	14	0.00	6.000				
24 Mark Langston, L ERA: 5.63	0.1		1	0	0	0	0	0	0	0	0	0	0	2	3	0.00	0.000				
PITCHER	IP	WLS	BF	H	R	ER	SO	BB	IBB	HBP	BLK	WP	HR	S	P	ERA	WHIP				
Dan Miceli, R ERA: 3.26	7.1		4	0	0	0	2	0	0	0	0	0	0	17	24	0.00	0.000				
Trevor Hoffman, R ERA: 1.46	9.1	S	5	1	0	0	2	1	0	0	0	1	0	9	18	0.00	2.000				
Batter	1	2	3	4	5	6	7	8	9	AB	R	H	RBI	BB	SO	LOB	BOTTOM				
Steve Finley, L OBP: 0.300, SLG: 0.403	3-2 G1-3			0-2 1B	2-0 G1-3	1-0 F8		2-3 K		5	0	1	0	0	1	5	Los Angeles Dodgers @ San Diego Padres Qualcomm Stadium, San Diego, CA Sat Sep 12 1998, 10:05 PM EDT Att: 60,823 - Unknown - 74 F AB 28 R 8 H 7 RBI 8 BB 7 SO 9 LOB 14 				
Mark Sweeney, L OBP: 0.337, SLG: 0.358	0-2 G3-1			2-2 F8	1-3 K	4-1 1B BB		1-2 2-3 BB	3	0	0	0	1	1	2						
Ruben Rivera, R OBP: 0.330, SLG: 0.387									0	0	0	0	0	0	0						
Greg Vaughn, R OBP: 0.372, SLG: 0.620	1-0 G5-3			3-3 K		BB 1B		BB 1B	4	1	2	1	0	1	1						
Ken Caminiti, S OBP: 0.359, SLG: 0.515		0-0 L4		3-3 K		4-2 BB HBP BB	4-0 CS BB		2	1	0	0	2	1	1						
Wally Joyner, L OBP: 0.374, SLG: 0.461		1-0 F7			2-1 HR	4-1 HBP BB BB	3-2 E6 CS	1-2 CS	3	2	1	1	1	0	1						
Greg Myers, L OBP: 0.302, SLG: 0.376		2-3 K			3-2 E 2B 1B	4-0 BB HBP BB	3-3 K	1-2 CS	3	2	1	1	1	2	1						
Andy Sheets, R OBP: 0.317, SLG: 0.376			0-3 K		0-0 E5 2B	1-2 BB HBP	1-2 3B	1-2 CS	3	2	1	1	0	1	1						
Chris Gomez, R OBP: 0.347, SLG: 0.379			3-2 G5-3		0-0 G4-3 1-H 2-H	4-1 BB HBP BB	0-3 K		3	0	1	3	1	1	1						
58 Stan Spencer, R ERA: 5.48									1	0	0	0	0	1	0						
Roberto Ramirez, L ERA: 7.71									0	0	0	0	0	0	0						
John Vander Wall, L ERA: 7.71									0	0	0	0	0	0	0						
Roger Cedeno, S OBP: 0.335, SLG: 0.312									0	0	0	0	0	0	0						
Donne Wall, R ERA: 2.44									0	0	0	0	0	0	0						
24 Mark Langston, L ERA: 5.63									0	0	0	0	0	0	0						
Dan Miceli, R ERA: 3.26									0	0	0	0	0	0	0						
Trevor Hoffman, R ERA: 1.46									0	0	0	0	0	0	0						
Inning Stats	R: 0 E: 0 K: 0 S: 8	H: 0 LOB: 0 BB: 0 P: 12	R: 0 E: 0 K: 1 S: 5	H: 0 LOB: 0 BB: 0 P: 8	R: 0 E: 0 K: 2 S: 9	H: 0 LOB: 0 BB: 0 P: 13	R: 0 E: 0 K: 2 S: 12	H: 1 LOB: 1 BB: 0 P: 20	R: 3 E: 0 K: 1 S: 15	H: 3 LOB: 1 BB: 0 P: 23	R: 5 E: 0 K: 0 S: 10	H: 2 LOB: 2 BB: 5 P: 36	R: 0 E: 1 K: 1 S: 6	H: 0 LOB: 1 BB: 1 P: 16	R: 0 E: 0 K: 2 S: 10	H: 1 LOB: 2 BB: 1 P: 17	1B: 4 2B: 2 3B: 1 HR: 1	SF: 1 SAC: 0 DP: 1 HBP: 1	WP: 0 PB: 0 SB: 0 CS: 3	PA: 37	
PITCHER	IP	WLS	BF	H	R	ER	SO	BB	IBB	HBP	BLK	WP	HR	S	P	ERA	WHIP				
Dave Micki, R ERA: 4.71	5.0	L	2	0	0	0	0	1	0	1	0	0	0	1	7	∞	∞				
Sean Maloney, R ERA: 4.75	0.0		2	0	0	0	0	1	0	0	0	0	0	1	7	∞	∞				
Jeff Kubenka, L ERA: 4.75	2.0		7	1	1	1	1	2	0	0	0	0	0	10	27	4.50	1.500				
Scott Radinsky, L ERA: 2.49	1.0		4	1	0	0	2	1	0	0	0	0	0	10	17	0.00	2.000				
PITCHER	IP	WLS	BF	H	R	ER	SO	BB	IBB	HBP	BLK	WP	HR	S	P	ERA	WHIP				
Dave Micki, R ERA: 4.71	5.0		24	5	7	6	6	3	0	0	0	0	0	1	54	94	10.80	1.600			
Sean Maloney, R ERA: 4.75	0.0		2	0	0	0	0	1	0	1	0	0	0	1	7	∞	∞				
Jeff Kubenka, L ERA: 4.75	2.0		7	1	1	1	1	2	0	0	0	0	0	10	27	4.50	1.500				
Scott Radinsky, L ERA: 2.49	1.0		4	1	0	0	2	1	0	0	0	0	0	10	17	0.00	2.000				

Batter	1	2	3	4	5	6	7	8	9	AB	R	H	RBI	BB	SO	LOB	TOP					
Lance Johnson, L (1, 8) OBP: 0.315, SLG: 0.308										4	0	0	0	0	0	0	Chicago Cubs @ San Diego Padres Qualcomm Stadium, San Diego, CA Mon Sep 14 1998, 10:05 PM EDT Att: 23,948 - Unknown - 73 F					
José Hernández, R (1, 6) OBP: 0.317, SLG: 0.498										4	1	2	1	0	0							
Mark Grace, L (1, 3) OBP: 0.410, SLG: 0.482										4	0	0	0	0	0	1						
Sammy Sosa, R (1, 9) OBP: 0.381, SLG: 0.658										4	0	0	0	0	4	1						
Glenallen Hill, R (1, 7) OBP: 0.368, SLG: 0.553										2	2	1	1	2	1	1						
Gary Gaetti, R (1, 5) OBP: 0.357, SLG: 0.494										4	0	0	0	0	1	2						
Mickey Morandini, L (1, 4) OBP: 0.389, SLG: 0.390										3	0	1	0	1	0	0						
Scott Servais, R (1, 2) OBP: 0.290, SLG: 0.345										3	0	1	1	0	1	2						
Henry Rodríguez, L (9, PH) OBP: 0.337, SLG: 0.542										1	0	0	0	0	1	0						
Mark Clark, R (1, 1) OBP: 0.082, SLG: 0.034										3	0	0	0	0	2	4						
Felix Heredia, L (7, 1)										0	0	0	0	0	0	0						
Matt Karchner, R (7, 1)										0	0	0	0	0	0	0						
Inning Stats	R: 0 E: 0 K: 0 S: 6	H: 0 LOB: 0 BB: 0 P: 9	R: 1 E: 0 K: 2 S: 8	H: 1 LOB: 0 BB: 0 P: 13	R: 0 E: 0 K: 1 S: 6	H: 0 LOB: 0 BB: 0 P: 8	R: 0 E: 0 K: 1 S: 6	H: 1 LOB: 0 BB: 0 P: 10	R: 0 E: 0 K: 2 S: 12	H: 1 LOB: 2 BB: 1 P: 21	R: 0 E: 0 K: 0 S: 6	H: 0 LOB: 0 BB: 0 P: 10	R: 1 E: 0 K: 1 S: 9	H: 1 LOB: 2 BB: 2 P: 24	R: 1 E: 1 K: 2 S: 14	H: 1 LOB: 1 BB: 0 P: 19	R: 0 E: 0 K: 1 S: 5	H: 0 LOB: 0 BB: 0 P: 7	1B: 3 2B: 1 3B: 0 HR: 2	SF: 0 SAC: 0 DP: 1 HBP: 0	WP: 0 PB: 0 SB: 1 CS: 0	PA: 35
PITCHER	IP WLS BF H R ER SO BB IBB HBP BLK WP HR S P ERA WHIP																					
Sterling Hitchcock, L (1, 1) ERA: 3.99	7.0 27 4 2 2 7 3 0 0 0 0 0 1 53 95 2.57 1.000																					
24 Mark Langston, L (8, 1) ERA: 5.92	0.1 3 1 1 1 0 0 0 0 0 0 0 1 6 10 27.00 3.000																					
Dan Miceli, R (8, 1) ERA: 3.22	0.2 W 2 0 0 0 2 0 0 0 0 0 0 0 8 9 0.00 0.000																					
Trevor Hoffman, R (9, 1) ERA: 1.44	1.0 S 3 0 0 0 1 0 0 0 0 0 0 0 5 7 0.00 0.000																					

AB	32
R	3
H	5
RBI	3
BB	3
SO	10
LOB	11



Batter	1	2	3	4	5	6	7	8	9	AB	R	H	RBI	BB	SO	LOB	BOTTOM			
QuiVio Veras, S (1, 4) OBP: 0.384, SLG: 0.359										4	0	1	1	0	0	1	Chicago Cubs @ San Diego Padres Qualcomm Stadium, San Diego, CA Mon Sep 14 1998, 10:05 PM EDT Att: 23,948 - Unknown - 73 F			
Tony Gwynn, L (1, 9) OBP: 0.395, SLG: 0.493										4	0	1	1	0	0	1				
Ruben Rivera, R (8, 9) OBP: 0.330, SLG: 0.386										0	0	0	0	0	0	0				
Greg Vaughn, R (1, 7) OBP: 0.373, SLG: 0.624										3	1	1	1	1	1	1				
Ken Caminiti, S (1, 5) OBP: 0.357, SLG: 0.519										4	1	1	1	0	0	1				
Wally Joyner, L (1, 3) OBP: 0.373, SLG: 0.459										4	0	1	0	0	0	0				
Steve Finley, L (1, 8) OBP: 0.302, SLG: 0.403										4	0	2	0	0	0	1				
Jim Leyritz, R (1, 2) OBP: 0.368, SLG: 0.471										3	0	1	0	0	1	2				
James Mouton, R (7, PR) OBP: 0.288, SLG: 0.254										0	1	0	0	0	0	0				
Greg Myers, L (8, 2) OBP: 0.303, SLG: 0.374										1	0	0	0	0	0	0				
Chris Gomez, R (1, 6) OBP: 0.349, SLG: 0.379										2	1	1	0	1	0	0				
Sterling Hitchcock, L (1, 1) OBP: 0.183, SLG: 0.146										2	0	0	0	0	0	0				
Ed Giovannola, L (7, PH) OBP: 0.338, SLG: 0.319										0	0	0	0	0	0	0				
24 Mark Langston, R (8, 1) OBP: 0.338, SLG: 0.125										0	0	0	0	0	0	0				
Dan Miceli, R (8, 1) OBP: 1.000, SLG: 1.000										0	0	0	0	0	0	0				
Trevor Hoffman, R (9, 1) ERA: 1.44										0	0	0	0	0	0	0				
Inning Stats	R: 0 E: 0 K: 0 S: 9	H: 0 LOB: 1 BB: 1 P: 17	R: 0 E: 0 K: 1 S: 14	H: 2 LOB: 2 BB: 0 P: 21	R: 0 E: 0 K: 0 S: 6	H: 0 LOB: 0 BB: 0 P: 9	R: 1 E: 0 K: 0 S: 11	H: 2 LOB: 1 BB: 0 P: 18	R: 0 E: 0 K: 0 S: 7	H: 1 LOB: 1 BB: 0 P: 12	R: 0 E: 0 K: 0 S: 10	H: 1 LOB: 1 BB: 0 P: 17	R: 2 E: 0 K: 1 S: 12	H: 2 LOB: 1 BB: 1 P: 25	R: 1 E: 0 K: 0 S: 7	H: 1 LOB: 0 BB: 0 P: 11	1B: 5 2B: 2 3B: 0 HR: 2	SF: 0 SAC: 1 DP: 0 HBP: 0	WP: 0 PB: 0 SB: 3 CS: 0	PA: 34
PITCHER	IP WLS BF H R ER SO BB IBB HBP BLK WP HR S P ERA WHIP																			
Mark Clark, R (1, 1) ERA: 4.84	6.2 28 7 3 3 1 2 0 0 0 0 0 0 1 64 4.05 1.350																			
Felix Heredia, L (7, 1) ERA: 5.34	0.0 1 1 0 0 0 0 0 0 0 0 0 0 1 3 ∞ ∞																			
Matt Karchner, R (7, 1) ERA: 5.25	1.1 L 5 1 1 1 1 0 0 0 0 0 0 1 11 6.75 0.750																			

AB	31
R	4
H	9
RBI	4
BB	2
SO	2
LOB	7



Batter	1	2	3	4	5	6	7	8	9	AB	R	H	RBI	BB	SO	LOB	TOP			
Lance Johnson, L OBP: 0.324, SLG: 0.318 (1, 8)	2-2 G6-3 1B			0-0 CS 1B		2-2 K	1-1 SAFE 1-2 3-H 1B		0-1 BB 1B	5	0	4	1	0	1	1	Chicago Cubs @ San Diego Padres Qualcomm Stadium, San Diego, CA Tue Sep 15 1998, 10:05 PM EDT Att: 37,995 - Unknown - 74 F			
Mickey Morandini, L OBP: 0.337, SLG: 0.387 Rod Beck, R (1, 4) (9, 1)	0-0 G6-3		0-2 G4-3	0-2 G4-3		1-2 K	1-1 G3	4-2 SAFE 1-2 BB	4	0	0	0	1	1	5					
Sammy Sosa, R OBP: 0.379, SLG: 0.654 (1, 9)	1-1 G1-3		3-1 G4-3				0-1 WP HR 1B	3-2 K	5	1	1	0	0	2	2					
Mark Grace, L OBP: 0.410, SLG: 0.486 (1, 3)		1-3 K			0-0 G6-3		3-1 1-H HR 1B	4-2 BB BB	3	1	1	2	1	1	0					
Henry Rodriguez, L OBP: 0.337, SLG: 0.540 Brant Brown, L OBP: 0.354, SLG: 0.510 (1, 7) (7, 7)		1-3 K			1-2 FC5-4 1B		1-1 G3	4-2 SAFE 1-2 BB	3	0	1	0	0	1	0					
Gary Gaetti, R OBP: 0.356, SLG: 0.494 (1, 5)		2-3 K			2-2 FC5-4 1B		1-1 E8 1B 2B	2-3 K	4	1	1	0	0	2	3					
Tyler Houston, L OBP: 0.282, SLG: 0.389 (1, 2)			1-3 K		2-2 F7		0-0 G3	0-3 K	4	0	0	0	0	2	4					
José Hernández, R OBP: 0.318, SLG: 0.497 (1, 6)			2-3 K			2-1 1B	4-0 1B 1B IBB	0-0 F8	3	1	1	0	1	1	0					
Kevin Tapani, R OBP: 0.218, SLG: 0.214 Manny Alexander, R OBP: 0.284, SLG: 0.337 (1, 1) (9, 4)			0-3 K			1-3 K	1-1 1B	3-2 P2	4	0	1	1	0	2	1					
Inning Stats	R: 0 E: 0 K: 0 S: 6	H: 1 LOB: 0 BB: 0 P: 9	R: 0 E: 0 K: 3 S: 10	H: 0 LOB: 0 BB: 0 P: 14	R: 0 E: 0 K: 3 S: 9	H: 0 LOB: 0 BB: 0 P: 12	R: 0 E: 0 K: 0 S: 6	H: 1 LOB: 1 BB: 0 P: 9	R: 0 E: 0 K: 3 S: 11	H: 1 LOB: 1 BB: 0 P: 17	R: 4 E: 0 K: 0 S: 15	H: 5 LOB: 2 BB: 1 P: 27	R: 0 E: 0 K: 3 S: 13	H: 0 LOB: 2 BB: 2 P: 26	R: 0 E: 0 K: 1 S: 15	H: 1 LOB: 2 BB: 1 P: 21		1B: 8 2B: 1 3B: 0 HR: 1	SF: 0 SAC: 0 DP: 1 HBP: 0	WP: 1 PB: 0 SB: 0 CS: 1
PITCHER	IP WLS BF H R ER SO BB IBB HBP BLK WP HR S P ERA WHIP	IP WLS BF H R ER SO BB IBB HBP BLK WP HR S P ERA WHIP	IP WLS BF H R ER SO BB IBB HBP BLK WP HR S P ERA WHIP	IP WLS BF H R ER SO BB IBB HBP BLK WP HR S P ERA WHIP	IP WLS BF H R ER SO BB IBB HBP BLK WP HR S P ERA WHIP	IP WLS BF H R ER SO BB IBB HBP BLK WP HR S P ERA WHIP	IP WLS BF H R ER SO BB IBB HBP BLK WP HR S P ERA WHIP	IP WLS BF H R ER SO BB IBB HBP BLK WP HR S P ERA WHIP	IP WLS BF H R ER SO BB IBB HBP BLK WP HR S P ERA WHIP	IP WLS BF H R ER SO BB IBB HBP BLK WP HR S P ERA WHIP	IP WLS BF H R ER SO BB IBB HBP BLK WP HR S P ERA WHIP	IP WLS BF H R ER SO BB IBB HBP BLK WP HR S P ERA WHIP	IP WLS BF H R ER SO BB IBB HBP BLK WP HR S P ERA WHIP	IP WLS BF H R ER SO BB IBB HBP BLK WP HR S P ERA WHIP	IP WLS BF H R ER SO BB IBB HBP BLK WP HR S P ERA WHIP	IP WLS BF H R ER SO BB IBB HBP BLK WP HR S P ERA WHIP	IP WLS BF H R ER SO BB IBB HBP BLK WP HR S P ERA WHIP			
Kevin Brown, R ERA: 2.44 Brian Boehringer, R ERA: 4.25 Roberto Ramirez, L ERA: 6.92 Scott Sanders, R ERA: 7.65 (1, 1) (8, 1) (8, 1) (9, 1)	7.0 L 29 9 4 4 9 0 1 0 0 1 1 69 105 5.14 1.286	0.2 4 0 0 2 2 0 0 0 0 0 0 10 23 0.00 3.000	1.0 5 1 0 0 1 1 0 0 0 0 0 15 21 0.00 2.000	0.1 1 0 0 0 1 0 0 0 0 0 0 3 3 0.00 0.000																

AB	35
R	4
H	10
RBI	4
BB	4
SO	13
LOB	16



Batter	1	2	3	4	5	6	7	8	9	AB	R	H	RBI	BB	SO	LOB	BOTTOM					
Quilvio Veras, S OBP: 0.383, SLG: 0.364 (1, 4)	1-1 G6-3		0-0 G4-3			2-1 HR		0-0 G6-3		4	1	1	1	0	0	1	Chicago Cubs @ San Diego Padres Qualcomm Stadium, San Diego, CA Tue Sep 15 1998, 10:05 PM EDT Att: 37,995 - Unknown - 74 F					
Tony Gwynn, L OBP: 0.366, SLG: 0.488 (1, 9)	1-3 K			1-3 K		1-1 G4-3		1-0 G4-3		4	0	0	0	0	2	0						
Greg Vaughn, R OBP: 0.374, SLG: 0.623 (1, 7)	1-2 F8			3-2 G5-3		4-2 BB		0-0 2B 1B		3	1	1	0	1	0	0						
Ken Caminiti, S OBP: 0.356, SLG: 0.516 (1, 5)		3-1 F8		2-1 1B		0-0 P5		1-3 K		4	0	1	0	0	1	2						
Wally Joyner, L OBP: 0.372, SLG: 0.459 (1, 3)		2-3 K		0-1 G1-3		1-1 F7		3-2 1-H 2B		4	0	1	1	0	1	2						
Steve Finley, L OBP: 0.300, SLG: 0.400 (1, 8)		2-1 G6-3			1-2 G4-3		0-0 F6		0-1 G6-3	4	0	0	0	0	0	1						
Carlos Hernandez, R OBP: 0.308, SLG: 0.369 Roberto Ramirez, L Scott Sanders, R Mark Sweeney, L OBP: 0.332, SLG: 0.345 (1, 2) (8, 1) (9, 1) (9, PH)			0-0 SH3 1B		0-0 L5		1-1 G4-3		2-3 K	3	0	1	0	0	0	0						
Chris Gomez, R OBP: 0.349, SLG: 0.379 (1, 6)			0-0 F8		2-1 1B		2-2 G6-3			3	0	1	0	0	0	1						
Kevin Brown, R OBP: 0.232, SLG: 0.231 Brian Boehringer, S Greg Myers, L OBP: 0.302, SLG: 0.372 (1, 1) (8, 1) (8, 2)			2-1 SH3		1-3 K		1-2 G4-3			1	0	0	0	0	1	1						
Inning Stats	R: 0 E: 0 K: 1 S: 8	H: 0 LOB: 0 BB: 0 P: 11	R: 0 E: 0 K: 1 S: 8	H: 0 LOB: 0 BB: 0 P: 15	R: 0 E: 0 K: 0 S: 5	H: 1 LOB: 1 BB: 0 P: 7	R: 0 E: 0 K: 1 S: 12	H: 1 LOB: 1 BB: 0 P: 18	R: 0 E: 0 K: 0 S: 10	H: 1 LOB: 1 BB: 0 P: 14	R: 1 E: 0 K: 0 S: 10	H: 1 LOB: 1 BB: 1 P: 18	R: 0 E: 0 K: 0 S: 6	H: 0 LOB: 0 BB: 0 P: 9	R: 0 E: 0 K: 0 S: 6	H: 0 LOB: 0 BB: 0 P: 8		R: 1 E: 0 K: 2 S: 15	H: 2 LOB: 1 BB: 0 P: 21	1B: 4 2B: 1 3B: 0 HR: 1	SF: 0 SAC: 1 DP: 0 HBP: 0	WP: 0 PB: 0 SB: 0 CS: 0
PITCHER	IP WLS BF H R ER SO BB IBB HBP BLK WP HR S P ERA WHIP	IP WLS BF H R ER SO BB IBB HBP BLK WP HR S P ERA WHIP	IP WLS BF H R ER SO BB IBB HBP BLK WP HR S P ERA WHIP	IP WLS BF H R ER SO BB IBB HBP BLK WP HR S P ERA WHIP	IP WLS BF H R ER SO BB IBB HBP BLK WP HR S P ERA WHIP	IP WLS BF H R ER SO BB IBB HBP BLK WP HR S P ERA WHIP	IP WLS BF H R ER SO BB IBB HBP BLK WP HR S P ERA WHIP	IP WLS BF H R ER SO BB IBB HBP BLK WP HR S P ERA WHIP	IP WLS BF H R ER SO BB IBB HBP BLK WP HR S P ERA WHIP	IP WLS BF H R ER SO BB IBB HBP BLK WP HR S P ERA WHIP	IP WLS BF H R ER SO BB IBB HBP BLK WP HR S P ERA WHIP	IP WLS BF H R ER SO BB IBB HBP BLK WP HR S P ERA WHIP	IP WLS BF H R ER SO BB IBB HBP BLK WP HR S P ERA WHIP	IP WLS BF H R ER SO BB IBB HBP BLK WP HR S P ERA WHIP	IP WLS BF H R ER SO BB IBB HBP BLK WP HR S P ERA WHIP	IP WLS BF H R ER SO BB IBB HBP BLK WP HR S P ERA WHIP						
Kevin Tapani, R ERA: 4.6 Rod Beck, R ERA: 2.97 (1, 1) (9, 1)	8.1 W 32 6 2 2 5 1 0 0 0 0 0 5 7 0.00 0.840	0.2 S 2 0 0 0 1 0 0 0 0 0 0 0 5 7 0.00 0.000																				

AB	32
R	2
H	6
RBI	2
BB	1
SO	6
LOB	9



Batter	1	2	3	4	5	6	7	8	9	AB	R	H	RBI	BB	SO	LOB	TOP					
Lance Johnson, L OBP: 0.329, SLG: 0.320 (1, 8)										4	2	2	0	1	1	0	Chicago Cubs @ San Diego Padres Qualcomm Stadium, San Diego, CA Wed Sep 16 1998, 10:05 PM EDT Att: 49,981 - Unknown - 72 F					
Mickey Morandini, L OBP: 0.386, SLG: 0.386 (1, 4)										5	1	1	0	0	0	4						
Sammy Sosa, R OBP: 0.381, SLG: 0.660 (1, 9)										5	1	3	6	0	1	0						
Mark Grace, L OBP: 0.407, SLG: 0.482 (1, 3)										5	0	0	0	0	0	4						
Henry Rodriguez, L OBP: 0.337, SLG: 0.538 (7, PH)										3	0	1	0	0	1	2						
Glenallen Hill, R OBP: 0.369, SLG: 0.553 (7, PR)										0	0	0	0	1	0	0						
Manny Alexander, R OBP: 0.283, SLG: 0.336 (7, 6)										1	0	0	0	0	1	0						
Gary Gaetti, R OBP: 0.356, SLG: 0.490 (1, 5)										3	0	0	0	1	1	4						
Tyler Houston, L OBP: 0.389, SLG: 0.389 (9, 1)										5	0	2	0	0	0	3						
Rod Beck, R (9, 1)										0	0	0	0	0	0	0						
José Hernández, R OBP: 0.318, SLG: 0.493 (7, 7)										3	0	0	0	1	2	3						
Terry Mulholland, R OBP: 0.308, SLG: 0.250 (8, PH)										3	1	1	0	0	1	4						
Orlando Merced, S OBP: 0.339, SLG: 0.418 (8, 1)										1	1	1	0	0	0	0						
Matt Karchner, R (8, 1)										0	0	0	0	0	0	0						
Felix Heredia, L (9, 1)										0	0	0	0	0	0	0						
Scott Servais, R OBP: 0.290, SLG: 0.345 (9, 2)										0	0	0	0	0	0	0						
Inning Stats	R: 0 E: 0 K: 1 S: 10	H: 2 LOB: 2 BB: 0 P: 17	R: 0 E: 0 K: 0 S: 6	H: 1 LOB: 1 BB: 1 P: 14	R: 0 E: 0 K: 1 S: 9	H: 0 LOB: 0 BB: 0 P: 12	R: 0 E: 1 K: 1 S: 12	H: 1 LOB: 3 BB: 1 P: 20	R: 0 E: 0 K: 1 S: 8	H: 0 LOB: 0 BB: 0 P: 12	R: 0 E: 0 K: 0 S: 9	H: 0 LOB: 1 BB: 0 P: 14	R: 2 E: 0 K: 2 S: 18	H: 4 LOB: 3 BB: 1 P: 30	R: 4 E: 0 K: 1 S: 13	H: 3 LOB: 0 BB: 1 P: 25	R: 0 E: 0 K: 1 S: 8	H: 0 LOB: 0 BB: 0 P: 12	1B: 9 2B: 1 3B: 0 HR: 1	SF: 0 SAC: 0 DP: 1 HBP: 1	WP: 0 PB: 0 SB: 0 CS: 0	PA: 43
PITCHER	IP WLS BF H R ER SO BB IBB HBP BLK WP HR S P ERA WHIP																					
Joey Hamilton, R ERA: 4.32 (1, 1)	6.1 30 8 2 2 5 1 1 1 0 0 0 63 105 2.84 1.421																					
Randy Myers, L ERA: 4.25 (7, 1)	0.2 3 0 0 0 1 1 0 0 0 0 0 9 14 0.00 1.500																					
Dan Miceli, R ERA: 3.48 (8, 1)	0.1 L 3 2 2 2 1 0 0 0 0 0 0 7 11 54.00 6.000																					
24 Mark Langston, L ERA: 6.01 (8, 1)	0.1 2 0 0 0 0 1 0 0 0 0 0 2 7 0.00 3.000																					
Brian Boehringer, R ERA: 4.3 (8, 1)	1.1 5 1 2 2 1 0 0 0 0 0 0 1 12 19 13.50 0.750																					

AB	38
R	6
H	11
RBI	6
BB	4
SO	8
LOB	24



Batter	1	2	3	4	5	6	7	8	9	AB	R	H	RBI	BB	SO	LOB	BOTTOM					
QuiVio Veras, S OBP: 0.382, SLG: 0.363 (1, 4)										4	0	1	0	0	0	0	Chicago Cubs @ San Diego Padres Qualcomm Stadium, San Diego, CA Wed Sep 16 1998, 10:05 PM EDT Att: 49,981 - Unknown - 72 F					
Tony Gwynn, L OBP: 0.385, SLG: 0.488 (1, 9)										4	0	1	0	0	0	1						
Greg Vaughn, R OBP: 0.372, SLG: 0.618 (1, 7)										4	0	0	0	0	1	2						
Ken Caminiti, S OBP: 0.356, SLG: 0.517 (1, 5)										3	2	1	0	0	2	1						
Jim Leyritz, R OBP: 0.388, SLG: 0.473 (8, 1)										3	0	1	0	0	0	1						
Dan Miceli, R OBP: 1.000, SLG: 1.000 (8, 1)										0	0	0	0	0	0	0						
24 Mark Langston, R OBP: 0.154, SLG: 0.125 (8, 1)										0	0	0	0	0	0	0						
Wally Joyner, L OBP: 0.371, SLG: 0.458 (8, 3)										1	0	0	0	0	0	1						
Steve Finley, L OBP: 0.300, SLG: 0.399 (1, 8)										4	0	1	2	0	0	1						
Carlos Hernandez, R OBP: 0.310, SLG: 0.379 (9, PR)										4	1	2	1	0	0	1						
James Mouton, R OBP: 0.268, SLG: 0.254 (9, PR)										0	0	0	0	0	0	0						
Chris Gomez, R OBP: 0.349, SLG: 0.379 (1, 6)										3	0	1	0	0	0	1						
John Vander Wal, L OBP: 0.385, SLG: 0.525 (9, PH)										1	0	0	0	0	0	2						
Joey Hamilton, R OBP: 0.189, SLG: 0.221 (7, 1)										2	0	0	0	0	2	0						
Randy Myers, L (7, PH)										0	0	0	0	0	0	0						
Archi Cianfrocco, R OBP: 0.192, SLG: 0.298 (8, 3)										1	0	0	0	0	1	1						
Brian Boehringer, S OBP: 0.330, SLG: 0.345 (9, PH)										0	0	0	0	0	0	0						
Mark Sweeney, L OBP: 0.330, SLG: 0.345 (9, PH)										1	0	0	0	0	0	2						
Inning Stats	R: 0 E: 0 K: 1 S: 12	H: 1 LOB: 1 BB: 0 P: 15	R: 0 E: 0 K: 0 S: 5	H: 1 LOB: 1 BB: 0 P: 7	R: 0 E: 0 K: 2 S: 9	H: 1 LOB: 1 BB: 0 P: 11	R: 0 E: 0 K: 1 S: 5	H: 0 LOB: 0 BB: 0 P: 8	R: 0 E: 0 K: 1 S: 5	H: 0 LOB: 0 BB: 0 P: 11	R: 0 E: 0 K: 0 S: 4	H: 0 LOB: 0 BB: 0 P: 5	R: 2 E: 0 K: 1 S: 15	H: 3 LOB: 1 BB: 0 P: 25	R: 0 E: 0 K: 0 S: 8	H: 0 LOB: 0 BB: 0 P: 12	R: 1 E: 1 K: 0 S: 11	H: 2 LOB: 2 BB: 0 P: 17	1B: 4 2B: 3 3B: 0 HR: 1	SF: 0 SAC: 0 DP: 0 HBP: 0	WP: 1 PB: 0 SB: 0 CS: 0	PA: 36
PITCHER	IP WLS BF H R ER SO BB IBB HBP BLK WP HR S P ERA WHIP																					
Terry Mulholland, L ERA: 2.92 (8, 1)	7.0 W 27 4 0 1 0 6 2 2 2 0 0 0 9 13 0.00 0.000																					
Matt Karchner, R ERA: 5.16 (9, 1)	1.0 4 0 1 0 0 0 0 0 0 0 0 0 9 13 0.00 3.000																					
Felix Heredia, L ERA: 5.3 (9, 1)	0.1 2 1 0 0 0 0 0 0 0 0 0 0 3 5 0.00 3.000																					
Rod Beck, R ERA: 2.95 (9, 1)	0.2 S 3 1 0 0 0 0 0 0 0 0 0 0 7 11 0.00 1.500																					

AB	35
R	3
H	8
RBI	3
BB	0
SO	6
LOB	14



Batter	1	2	3	4	5	6	7	8	9	10	AB	R	H	RBI	BB	SO	LOB	TOP										
Lance Johnson, L (1, 8) OBP: 0.330, SLG: 0.322	G5-3		K			1B		1B		G4-3	5	2	2	0	0	1	0	Chicago Cubs @ San Diego Padres Qualcomm Stadium, San Diego, CA Thu Sep 17 1998, 6:33 AM EDT Att. 32,047 - Sunny - 78 F										
Mickey Morandini, L (1, 4) OBP: 0.386, SLG: 0.391	HR			F8		1B		P5		F9	5	1	2	1	0	0	1											
Sammy Sosa, R (1, 9) OBP: 0.380, SLG: 0.656	F8			G6-3		F7		L6-4		F8	4	0	0	0	1	0	2											
Mark Grace, L (1, 3) OBP: 0.408, SLG: 0.482	F7			F9		1B		1B			4	0	2	2	0	0	0											
Henry Rodriguez, L (8, 7) Chris Haney, L (8, 7) Matt Karchner, R (8, 1) Felix Heredia, L (8, 1) Rod Beck, R (10, 1)	G3			G3		K		L6-4			3	0	0	0	0	1	2											
José Hernández, R (1, 5) K: 0 BB: 0 S: 8	K			K						G5-3	4	0	0	0	0	3	0											
Tyler Houston, L (1, 2) OBP: 0.292, SLG: 0.397	K			K		BLK					3	0	2	0	1	1	0											
Manny Alexander, R (1, 6) OBP: 0.280, SLG: 0.332				K		BB				G4-6-3	3	0	0	0	0	3	2											
Orlando Merced, S (9, PH) OBP: 0.337, SLG: 0.416				K						G4-6-3	1	0	0	0	0	0	1											
Mike Morgan, R (8, PH) Brant Brown, R (8, 7) Jeff Blauser, R (7, PH) Gary Gaetti, R (10, PH) OBP: 0.397, SLG: 0.499	K			K		G4-3		G5-3		HR	1	1	1	1	0	0	0											
Inning Stats	R: 1 E: 0 K: 0 S: 8	H: 1 LOB: 0 BB: 0 P: 12	R: 0 E: 0 K: 2 S: 8	H: 0 LOB: 0 BB: 0 P: 11	R: 0 E: 0 K: 3 S: 9	H: 0 LOB: 0 BB: 0 P: 13	R: 0 E: 0 K: 2 S: 8	H: 0 LOB: 0 BB: 0 P: 10	R: 0 E: 0 K: 1 S: 10	H: 1 LOB: 1 BB: 0 P: 17	R: 1 E: 0 K: 1 S: 12	H: 3 LOB: 2 BB: 0 P: 22	R: 0 E: 0 K: 2 S: 14	H: 0 LOB: 1 BB: 1 P: 20	R: 1 E: 0 K: 0 S: 9	H: 2 LOB: 1 BB: 1 P: 15	R: 0 E: 0 K: 0 S: 5	H: 1 LOB: 0 BB: 0 P: 5	R: 1 E: 0 K: 0 S: 7	H: 1 LOB: 0 BB: 0 P: 13	1B: 6 2B: 2 3B: 0 HR: 2	SF: 0 SAC: 0 DP: 2 HBP: 0	WP: 0 PA: 39 PB: 0 SB: 0 CS: 0					
PITCHER	IP 5.2	WLS 22	BF 5	H 2	R 2	ER 2	SO 7	BB 0	IBB 0	HBP 0	BLK 0	WP 0	HR 1	S 52	P 80	ERA 3.18	WHIP 0.882											
58 Stan Spencer, R ERA: 5.02	1.1	5	0	0	0	3	1	0	0	1	0	0	0	0	17	25	0.00	0.750										
Roberto Ramirez, L ERA: 6.28	0.1	4	2	1	1	0	1	0	0	0	0	0	0	7	13	27.00	9.000											
Randy Myers, L ERA: 4.39	1.2	4	1	0	0	0	0	0	0	0	0	0	0	7	7	0.00	0.600											
Dan Miceli, R ERA: 3.39	1.0	L	4	1	1	1	0	0	0	0	0	0	1	7	13	9.00	1.000											
Trevor Hoffman, R ERA: 1.55																												

Chicago Cubs @ San Diego Padres
 Qualcomm Stadium, San Diego, CA
 Thu Sep 17 1998, 6:33 AM EDT
 Att. 32,047 - Sunny - 78 F

AB	37
R	4
H	9
RBI	4
BB	2
SO	10
LOB	11



Batter	1	2	3	4	5	6	7	8	9	10	AB	R	H	RBI	BB	SO	LOB	BOTTOM									
Steve Finley, L (1, 8) OBP: 0.299, SLG: 0.399	G4-3	G3-1		G3			G4-3		G3		5	1	1	0	0	0	1	Chicago Cubs @ San Diego Padres Qualcomm Stadium, San Diego, CA Thu Sep 17 1998, 6:33 AM EDT Att. 32,047 - Sunny - 78 F									
Tony Gwynn, L (1, 9) OBP: 0.367, SLG: 0.495	G4-3				F7					FC6-4	4	1	2	1	1	0	1										
James Mouton, R (10, PR) OBP: 0.268, SLG: 0.254										1B	0	0	0	0	0	0	0										
Greg Vaughn, R (1, 7) OBP: 0.369, SLG: 0.612	P6	F8			K			HR		K	5	0	0	0	0	3	3										
Ken Caminiti, S (1, 5) OBP: 0.358, SLG: 0.518	2B			G4-3	F8					FC6-4	3	1	1	0	2	0	0										
Wally Joyner, L (1, 3) OBP: 0.371, SLG: 0.458	1B			G4-3		F7				FC6-4	4	0	1	1	1	0	2										
Greg Myers, L (1, 2) OBP: 0.302, SLG: 0.367				G6-3		K				G1-6-3	2	0	0	0	1	1	0										
Carlos Hernandez, R (8, 2) OBP: 0.308, SLG: 0.377											2	0	0	0	0	0	4										
Andy Sheets, R (1, 4) OBP: 0.320, SLG: 0.393											3	0	1	1	0	1	0										
John Vander Wal, L (8, PH) OBP: 0.382, SLG: 0.520											1	0	0	0	0	0	2										
Ed Giovannola, L (9, 4) OBP: 0.338, SLG: 0.319											0	0	0	0	0	0	0										
Chris Gomez, R (1, 6) OBP: 0.348, SLG: 0.378	G5-3										4	0	1	0	0	0	3										
58 Stan Spencer, R (1, 11) Roberto Ramirez, L (8, 1) Jim Leyritz, R (7, PH) Randy Myers, L (8, 1) Dan Miceli, R (8, 1) Mark Swenson, S (8, PH) Garrett Anderson, R (8, PH) Trevor Hoffman, R (10, 1)	G1-3										1	0	0	0	0	0	0										
Mike Morgan, R ERA: 4.18	5.0	22	4	2	2	2	3	0	0	0	0	0	0	15	26	0.00	0.000										
Chris Haney, L ERA: 6.91	2.0	6	0	0	0	2	0	0	0	0	0	0	0	15	26	0.00	0.000										
Matt Karchner, R ERA: 5.2	1.1	7	2	1	1	1	0	1	0	0	0	1	10	18	6.75	1.500											
Felix Heredia, L ERA: 5.24	0.2	W	2	0	0	0	0	0	0	0	0	0	6	9	0.00	0.000											
Rod Beck, R ERA: 2.91	1.0	S	5	1	0	0	1	1	0	0	0	0	14	25	0.00	2.000											
Inning Stats	R: 2 E: 0 K: 0 S: 15	H: 3 LOB: 3 BB: 2 P: 30	R: 0 E: 0 K: 0 S: 6	H: 0 LOB: 1 BB: 1 P: 13	R: 0 E: 0 K: 0 S: 6	H: 0 LOB: 0 BB: 0 P: 10	R: 0 E: 0 K: 1 S: 9	H: 1 LOB: 1 BB: 0 P: 13	R: 0 E: 0 K: 1 S: 7	H: 0 LOB: 0 BB: 0 P: 13	R: 0 E: 0 K: 1 S: 8	H: 0 LOB: 0 BB: 1 P: 16	R: 0 E: 0 K: 0 S: 8	H: 0 LOB: 0 BB: 0 P: 11	R: 0 E: 0 K: 1 S: 14	H: 1 LOB: 2 BB: 1 P: 25	1B: 3 2B: 3 3B: 0 HR: 1	SF: 0 SAC: 1 DP: 0 HBP: 0	WP: 0 PA: 42 PB: 0 SB: 1 CS: 0								
PITCHER	IP 5.0	WLS 22	BF 4	H 2	R 2	ER 2	SO 2	BB 3	IBB 0	HBP 0	BLK 0	WP 0	HR 0	S 41	P 72	ERA 3.60	WHIP 1.400										
Mike Morgan, R ERA: 4.18	2.0	6	0	0	0	2	0	0	0	0	0	0	0	15	26	0.00	0.000										
Chris Haney, L ERA: 6.91	1.1	7	2	1	1	1	0	1	0	0	0	1	10	18	6.75	1.500											
Matt Karchner, R ERA: 5.2	0.2	W	2	0	0	0	0	0	0	0	0	0	6	9	0.00	0.000											
Rod Beck, R ERA: 2.91	1.0	S	5	1	0	0	1	1	0	0	0	0	14	25	0.00	2.000											

Chicago Cubs @ San Diego Padres
 Qualcomm Stadium, San Diego, CA
 Thu Sep 17 1998, 6:33 AM EDT
 Att. 32,047 - Sunny - 78 F

AB	36
R	3
H	7
RBI	3
BB	5
SO	6
LOB	16



Batter	1	2	3	4	5	6	7	8	9	AB	R	H	RBI	BB	SO	LOB	TOP										
Darryl Hamilton, L (1.8) OBP: 0.397, SLG: 0.403	G4-3		G5-3				F8		K	5	0	1	0	0	1	4	Colorado Rockies @ San Diego Padres Qualcomm Stadium, San Diego, CA Fri Sep 18, 1998, 10:05 PM EDT Att: 28,158 - Unknown - 72 F										
Neft Perez, S (1.6) OBP: 0.318, SLG: 0.382	P6			K			F8		B1	4	0	0	0	0	1	2											
Larry Walker, L (1.9) OBP: 0.439, SLG: 0.618 Edgard Clemente, R (6.9) OBP: 0.429, SLG: 0.333	G1-3			K			F7		K	3	0	0	0	0	1	0											
Dante Bichette, R (1.7) OBP: 0.361, SLG: 0.519		G5-3		HR			G6-4-3		G5-3	4	1	2	0	0	0	0											
Vinny Castilla, R (1.5) OBP: 0.366, SLG: 0.601	L6			HR			G6-4-3		HR	4	2	3	3	0	0	1											
17 Todd Helton, L (1.3) OBP: 0.381, SLG: 0.525	L6			F8			G6-3		E3	4	0	0	0	0	0	1											
3 Mike Lansing, R (1.4) OBP: 0.317, SLG: 0.386				1B			G6-3		P5	4	0	1	0	0	0	1											
Jeff Reed, L (1.2) OBP: 0.386, SLG: 0.486				F8			BB		1B	3	1	2	0	1	0	1											
Pedro Astacio, R (1.1) OBP: 0.159, SLG: 0.164 Chuck McElroy, L (9.1) OBP: 0.200, SLG: 0.200 Dave Veres, R (9.1) OBP: 0.333, SLG: 0.333	K			K			K		F8	4	0	1	1	0	2	4											
							1B			0	0	0	0	0	0	0											
										0	0	0	0	0	0	0											
Inning Stats	R: 0 E: 0 K: 0 S: 4	H: 0 LOB: 0 BB: 0 P: 7	R: 0 E: 0 K: 0 S: 7	H: 1 LOB: 0 BB: 0 P: 9	R: 0 E: 0 K: 1 S: 11	H: 1 LOB: 1 BB: 0 P: 16	R: 2 E: 0 K: 2 S: 15	H: 2 LOB: 0 BB: 0 P: 21	R: 0 E: 0 K: 1 S: 7	H: 1 LOB: 2 BB: 1 P: 14	R: 1 E: 0 K: 0 S: 12	H: 2 LOB: 1 BB: 0 P: 19	R: 0 E: 0 K: 1 S: 9	H: 0 LOB: 0 BB: 0 P: 11	R: 1 E: 1 K: 1 S: 9	H: 2 LOB: 2 BB: 0 P: 13	1B: 6 2B: 2 3B: 1 HR: 2	SF: 0 SAC: 0 DP: 2 HBP: 0	WP: 0 PA: 37 PB: 0 SB: 0 CS: 0								
PITCHER	IP	WLS	BF	H	R	ER	SO	BB	IBB	HBP	BLK	WP	HR	S	P	ERA	WHIP										
Andy Ashby, R (1.1) ERA: 3.34	6.2	L	27	8	3	3	4	1	0	0	0	0	1	57	86	4.05	1.350										
24 Mark Langston, L (7.1) ERA: 5.99	0.1		1	0	0	0	0	0	0	0	0	0	0	2	3	0.00	0.000										
Scott Sanders, R (8.1) ERA: 7.49	2.0	S	9	2	1	1	2	0	0	0	0	0	1	18	24	4.50	1.000										

AB	36
R	4
H	10
RBI	4
BB	1
SO	6
LOB	14



Batter	1	2	3	4	5	6	7	8	9	AB	R	H	RBI	BB	SO	LOB	BOTTOM										
Quilvio Veras, S (1.4) OBP: 0.381, SLG: 0.363	K		G5-3					G5-3		4	0	1	0	0	1	1	Colorado Rockies @ San Diego Padres Qualcomm Stadium, San Diego, CA Fri Sep 18, 1998, 10:05 PM EDT Att: 28,158 - Unknown - 72 F										
Steve Finley, L (1.8) OBP: 0.295, SLG: 0.397	G6-3			G3	G1-3	BB		F7		3	0	0	0	1	1	1											
Tony Gwynn, L (1.9) OBP: 0.366, SLG: 0.493	G3-1			G1-3				F8		4	1	1	0	0	0	2											
Ken Caminiti, S (1.5) OBP: 0.358, SLG: 0.516		G3-1		G3				K		4	0	1	0	0	1	2											
Wally Joyner, L (1.3) OBP: 0.372, SLG: 0.461				K				K		4	0	2	1	0	2	1											
John Vander Wal, L (1.7) OBP: 0.381, SLG: 0.512 Scott Sanders, R (8.1) OBP: 0.154, SLG: 0.125 Greg Vaughn, R (9. PH) OBP: 0.368, SLG: 0.611	G6-4-3			G6-4-3				1B		2	0	0	0	1	1	1											
Carlos Hernandez, R (1.2) OBP: 0.308, SLG: 0.375				K				K		0	0	0	0	0	0	0											
Chris Gomez, R (1.6) OBP: 0.348, SLG: 0.377				K				K		1	0	0	0	0	1	2											
Andy Ashby, R (1.1) ERA: 6.09 24 Mark Langston, R (7.1) OBP: 0.154, SLG: 0.125 Mark Sweeney, L (8.7) OBP: 0.329, SLG: 0.344	G6-4-3			FC6-4				G6-3		4	0	1	0	0	0	3											
				1B				G5-4-3		3	0	1	0	0	0	1											
				FC6-4				G3-1		2	0	0	0	0	2	2											
				1B				G3-1		0	0	0	0	0	0	0											
				K				K		1	0	0	0	0	0	0											
Inning Stats	R: 0 E: 0 K: 1 S: 7	H: 0 LOB: 0 BB: 0 P: 11	R: 0 E: 0 K: 0 S: 5	H: 1 LOB: 0 BB: 0 P: 7	R: 0 E: 0 K: 1 S: 10	H: 1 LOB: 1 BB: 0 P: 13	R: 0 E: 0 K: 1 S: 8	H: 0 LOB: 1 BB: 1 P: 19	R: 0 E: 0 K: 2 S: 13	H: 1 LOB: 1 BB: 0 P: 19	R: 0 E: 0 K: 1 S: 10	H: 1 LOB: 1 BB: 0 P: 13	R: 0 E: 0 K: 1 S: 6	H: 0 LOB: 0 BB: 1 P: 13	R: 0 E: 0 K: 0 S: 8	H: 0 LOB: 0 BB: 0 P: 13	R: 1 E: 0 K: 2 S: 17	H: 3 LOB: 2 BB: 0 P: 30	1B: 6 2B: 1 3B: 0 HR: 0	SF: 0 SAC: 0 DP: 2 HBP: 0	WP: 0 PA: 34 PB: 0 SB: 0 CS: 0						
PITCHER	IP	WLS	BF	H	R	ER	SO	BB	IBB	HBP	BLK	WP	HR	S	P	ERA	WHIP										
Pedro Astacio, R (1.1) ERA: 6.09	8.1	W	31	6	1	1	8	2	0	0	0	0	0	75	122	1.08	0.960										
Chuck McElroy, L (9.1) ERA: 2.0	0.0		1	1	0	0	0	0	0	0	0	0	0	3	5	∞	∞										
Dave Veres, R (9.1) ERA: 3.03	0.2	S	2	0	0	0	1	0	0	0	0	0	0	6	11	0.00	0.000										

AB	32
R	1
H	7
RBI	1
BB	2
SO	9
LOB	16




Batter	1	2	3	4	5	6	7	8	9	AB	R	H	RBI	BB	SO	LOB	TOP
Darryl Hamilton, L (1,8) OBP: 0.398, SLG: 0.405	G5-3		WP BB		FC4-6 BB		SH1-4 2B		G6-3	3	0	1	0	2	0	0	Colorado Rockies @ San Diego Padres Qualcomm Stadium, San Diego, CA Sat Sep 19 1998, 10:05 PM EDT Att: 54,042 - Unknown - 70 F livebaseballscorecards.com
Neifi Perez, S (1,6) OBP: 0.317, SLG: 0.381	1B		K		FC4-6 WP		SH1-4		K	4	0	1	0	0	2	3	
Dante Bichette, R (1,9) OBP: 0.359, SLG: 0.516	K		K		P3		G6-3			4	0	0	0	0	2	5	
Vinny Castilla, R (1,5) OBP: 0.365, SLG: 0.599	F8				K		1B		K	4	0	1	0	0	2	2	
17 Todd Helton, L (1,3) OBP: 0.382, SLG: 0.524		L6			32 1B BB		1B		G6-3	3	0	1	0	1	0	0	
32 Derrick Gibson, R (1,7) OBP: 0.526, SLG: 0.529	F9				3 G5-4-3 1B		FC6-4 3 2B		E6	4	0	1	0	0	0	1	
3 Mike Lansing, R (1,4) OBP: 0.317, SLG: 0.387	G5-3				G5-4-3		2B		K	4	0	1	0	0	1	3	
Kirt Manwaring, R (1,2) OBP: 0.334, SLG: 0.326 Curt Leskanic, R (6,1) OBP: 0.453, SLG: 0.577 Angel Echevarria, R (6,PH) OBP: 0.290, SLG: 0.290 Chuck McElroy, L (8,1) OBP: 0.290, SLG: 0.290 Jerry Dipoto, R (8,1)			G5-3		FC4-6 SH3-4 WP 1B		FC6-4 IBB		F7	2	1	1	0	1	0	0	
John Thomson, R (1,1) OBP: 0.151, SLG: 0.122 Jeff Reed, L (6,PH) OBP: 0.383, SLG: 0.482			K		SH3-4		FC6-4		K	1	0	0	0	0	1	0	
										1B: 5	SF: 0	2B: 2	SAC: 2	3B: 0	DP: 1	HR: 0	
Inning Stats	R: 0 E: 0 K: 1 S: 7	H: 1 LOB: 1 BB: 0 P: 11	R: 0 E: 0 K: 0 S: 7	H: 0 LOB: 0 BB: 0 P: 9	R: 0 E: 0 K: 3 S: 15	H: 0 LOB: 2 BB: 1 P: 27	R: 0 E: 0 K: 1 S: 8	H: 1 LOB: 1 BB: 1 P: 15	R: 1 E: 0 K: 0 S: 9	H: 1 LOB: 3 BB: 1 P: 18	R: 0 E: 0 K: 1 S: 12	H: 1 LOB: 1 BB: 0 P: 21	R: 0 E: 1 K: 1 S: 7	H: 0 LOB: 1 BB: 0 P: 12	R: 0 E: 0 K: 2 S: 8	H: 0 LOB: 0 BB: 0 P: 8	
PITCHER	IP WLS BF H R ER SO BB IBB HBP BLK WP HR S P ERA WHIP																
Matt Clement, R (1,1) ERA: 4.97	5.2 W 26 6 1 1 5 3 1 0 0 0 2 0 53 94 1.59 1.588																
Donnie Wall, R (6,1) ERA: 2.5	1.1 5 1 0 0 1 0 0 0 0 0 0 0 13 22 0.00 0.750																
Randy Myers, L (8,1) ERA: 4.37	0.1 1 0 0 0 0 0 0 0 0 0 0 0 1 2 0.00 0.000																
Dan Miceli, R (8,1) ERA: 3.36	0.2 3 0 0 0 1 0 0 0 0 0 0 0 6 10 0.00 0.000																
Trevor Hoffman, R (9,1) ERA: 1.53	1.0 S 3 0 0 0 2 0 0 0 0 0 0 0 8 8 0.00 0.000																

Batter	1	2	3	4	5	6	7	8	9	AB	R	H	RBI	BB	SO	LOB	BOTTOM
Quilvio Veras, S (1,4) OBP: 0.383, SLG: 0.364	G4-6-3 1B		FC6-4 1B		2B BB		K			3	1	2	0	1	1	1	Colorado Rockies @ San Diego Padres Qualcomm Stadium, San Diego, CA Sat Sep 19 1998, 10:05 PM EDT Att: 54,042 - Unknown - 70 F livebaseballscorecards.com
Tony Gwynn, L (1,9) OBP: 0.397, SLG: 0.495 Archi Cianfranco, R (9,3) OBP: 0.192, SLG: 0.208	G4-6-3		FC6-4 1B		1B		P3			4	0	2	2	0	0	1	
Greg Vaughn, R (1,7) OBP: 0.367, SLG: 0.608	K		FC6-4		2B		P3			3	1	0	0	1	1	3	
Steve Finley, L (1,8) OBP: 0.300, SLG: 0.400	F8		G1-3				G4-6-3 1B		1B 2B	4	1	2	1	0	0	2	
Mark Sweeney, L (1,3) OBP: 0.324, SLG: 0.339 Ruben Rivera, R (8,PH) OBP: 0.333, SLG: 0.389	K				F9		G4-6-3		1B	3	0	0	0	0	1	1	
Jim Leyritz, R (1,2) OBP: 0.385, SLG: 0.466 Trevor Hoffman, R (9,1)	BB				K		K		K	3	0	0	0	1	3	1	
George Arias, R (1,5) OBP: 0.313, SLG: 0.429	K				K				G6-3	4	0	0	0	0	2	2	
Chris Gomez, R (1,6) OBP: 0.348, SLG: 0.377			1B SH3-4 1B				F9		F8	3	1	1	0	0	0	0	
Matt Clement, R (1,1) Donnie Wall, R (6,1) John Vander Weyer, L (7,PH) James Moulton, L (8,1) Randy Myers, L (8,1) Dan Miceli, R (8,1) Carlos Hernandez, R (9,2)			SH3-4		K				BB	1	0	0	0	0	1	0	
										1B: 6	SF: 0	2B: 2	SAC: 1	3B: 0	DP: 2	HR: 0	
Inning Stats	R: 0 E: 0 K: 1 S: 9	H: 1 LOB: 0 BB: 0 P: 13	R: 0 E: 0 K: 2 S: 10	H: 0 LOB: 1 BB: 1 P: 17	R: 1 E: 0 K: 0 S: 9	H: 3 LOB: 0 BB: 0 P: 11	R: 0 E: 0 K: 2 S: 8	H: 0 LOB: 0 BB: 0 P: 10	R: 1 E: 0 K: 1 S: 12	H: 1 LOB: 1 BB: 1 P: 21	R: 0 E: 0 K: 1 S: 5	H: 1 LOB: 0 BB: 1 P: 8	R: 0 E: 0 K: 1 S: 11	H: 0 LOB: 1 BB: 1 P: 18	R: 2 E: 0 K: 1 S: 14	H: 2 LOB: 1 BB: 1 P: 25	
PITCHER	IP WLS BF H R ER SO BB IBB HBP BLK WP HR S P ERA WHIP																
John Thomson, R (1,1) ERA: 4.79	5.0 L 21 5 2 2 6 2 0 0 0 0 0 0 48 72 3.60 1.400																
Curt Leskanic, R (6,1) ERA: 3.93	2.0 7 1 0 0 2 1 0 0 0 0 0 0 16 26 0.00 1.000																
Chuck McElroy, L (8,1) ERA: 2.26	0.1 4 2 2 2 0 1 0 0 0 0 0 0 8 17 54.00 9.000																
Jerry Dipoto, R (8,1) ERA: 3.42	0.2 2 0 0 0 1 0 0 0 0 0 0 0 6 8 0.00 0.000																

Batter	1	2	3	4	5	6	7	8	9	10	11	AB	R	H	RBI	BB	SO	LOB	TOP							
Darryl Hamilton, L OBP: 0.397, SLG: 0.403	G6-3		F7			G6-3			K		1B	5	0	1	1	0	1	0								
Nelfi Perez, S OBP: 0.315, SLG: 0.378	G3-1		F9			G6-3			B5-3		F7	5	0	0	0	0	0	1								
17 Todd Helton, L OBP: 0.379, SLG: 0.519	G4-3				G6-3			K	F8		G5-3	5	0	0	0	0	1	1								
Dante Bichette, R OBP: 0.360, SLG: 0.515 1 Curtis Goodwin, L OBP: 0.316, SLG: 0.312	1B 1B			P4			F7			G5-4-3 BB		3	0	1	0	1	0	0								
Vinny Castilla, R OBP: 0.363, SLG: 0.595	F8			F7				K		G5-4-3 1-2f		4	0	0	0	0	1	2								
Edgard Clemente, R OBP: 0.455, SLG: 0.400	FC6-4 1B					K				1B		4	0	2	0	0	2	0								
Jeff Reed, L OBP: 0.381, SLG: 0.478	K			G3-1					1B 1B		P2	4	0	1	0	0	1	3								
Terry Shumpert, R OBP: 0.296, SLG: 0.400 Jason Bates, S OBP: 0.289, SLG: 0.229	FC6-4 1-2f			G6-3				E8 1-H			F7	3	0	1	0	0	0	2								
Darryl Kile, R OBP: 0.440, SLG: 0.621 Larry Walker, L OBP: 0.333, SLG: 0.333				K			P4		K			3	0	0	0	0	2	1								
											1B 2B	1	1	1	0	0	0	0								
												0	0	0	0	0	0	0								
Inning Stats	R: 0 E: 0 K: 0 S: 7	H: 0 LOB: 0 BB: 0 P: 10	R: 0 E: 0 K: 1 S: 8	H: 2 LOB: 2 BB: 0 P: 10	R: 0 E: 0 K: 1 S: 7	H: 0 LOB: 0 BB: 0 P: 12	R: 0 E: 0 K: 0 S: 6	H: 0 LOB: 0 BB: 0 P: 9	R: 0 E: 0 K: 1 S: 6	H: 0 LOB: 0 BB: 0 P: 11	R: 0 E: 0 K: 2 S: 8	H: 0 LOB: 0 BB: 0 P: 10	R: 0 E: 0 K: 2 S: 13	H: 2 LOB: 1 BB: 0 P: 17	R: 0 E: 0 K: 1 S: 9	H: 0 LOB: 0 BB: 0 P: 13	R: 0 E: 0 K: 0 S: 9	H: 1 LOB: 1 BB: 1 P: 18	R: 1 E: 0 K: 0 S: 18	H: 2 LOB: 1 BB: 0 P: 26	1B: 6 2B: 1 3B: 0 HR: 0	SF: 0 SAC: 0 DP: 1 HBP: 0	WP: 0 PB: 0 SB: 0 CS: 0	PA: 39		
PITCHER	IP 9.0	WLS 30	BF 4	H 1	R 0	ER 0	SO 8	BB 0	IBB 0	HBP 0	BLK 0	WP 0	HR 0	S 12	P 22	ERA 0.00	WHIP 1.500									
Kevin Brown, R ERA: 2.36	1.1	5	1	0	0	0	1	0	0	0	0	0	0	12	22	0.00	1.500									
Dan Miceli, R ERA: 3.3	10.1																									
Randy Myers, L ERA: 4.47	11.1	0.2	L	4	2	1	1	0	0	0	0	0	0	15	22	13.50	3.000									

Colorado Rockies @ San Diego Padres
Qualcomm Stadium, San Diego, CA
Sun Sep 20 1998, 6:33 AM EDT
Att: 37,939 - Sunny - 77 F


AB 38
R 1
H 7
RBI 1
BB 1
SO 8
LOB 10



Batter	1	2	3	4	5	6	7	8	9	10	11	AB	R	H	RBI	BB	SO	LOB	BOTTOM							
Quilvio Veras, S OBP: 0.383, SLG: 0.365	2B		K			G6-3					F7	4	0	1	0	1	1	1								
Tony Gwynn, L OBP: 0.369, SLG: 0.493	F7					F7						4	0	1	0	0	0	2								
Greg Vaughn, R OBP: 0.367, SLG: 0.605	G4-6-3 BB			G6-4-3			P6		F8			3	0	0	0	1	0	2								
Steve Finley, L OBP: 0.300, SLG: 0.399	G4-6-3			FC6-4 1B			F8			G4-3		4	0	1	0	0	0	2								
Wally Joyner, L OBP: 0.369, SLG: 0.457	G4-3			FC6-4			F7			G4-3		4	0	0	0	0	0	1								
George Arias, R OBP: 0.294, SLG: 0.400 Mark Sweeney, L OBP: 0.323, SLG: 0.337 Ed Giovannola, L OBP: 0.335, SLG: 0.317	K					K				G4-3		2	0	0	0	0	2	0								
Carlos Hernandez, R OBP: 0.304, SLG: 0.371						K				G4-3		1	0	0	0	0	1	0								
Andy Sheets, R OBP: 0.314, SLG: 0.385						K				G4-3		1	0	0	0	0	0	0								
Kevin Brown, R ERA: 2.36	1.1	5	1	0	0	0	1	0	0	0	0	0	0	12	22	0.00	1.500									
Dan Miceli, R ERA: 3.3	10.1																									
Randy Myers, L ERA: 4.47	11.1	0.2	L	4	2	1	1	0	0	0	0	0	0	15	22	13.50	3.000									
Greg Myers, L ERA: 3.3	11.1																									
James Mouton, R OBP: 0.268, SLG: 0.354																										
Inning Stats	R: 0 E: 0 K: 0 S: 5	H: 1 LOB: 1 BB: 1 P: 10	R: 0 E: 0 K: 1 S: 7	H: 0 LOB: 0 BB: 0 P: 13	R: 0 E: 0 K: 2 S: 8	H: 0 LOB: 0 BB: 0 P: 13	R: 0 E: 0 K: 0 S: 4	H: 2 LOB: 1 BB: 0 P: 8	R: 0 E: 0 K: 3 S: 9	H: 0 LOB: 0 BB: 0 P: 11	R: 0 E: 0 K: 0 S: 3	H: 0 LOB: 0 BB: 0 P: 6	R: 0 E: 0 K: 1 S: 8	H: 0 LOB: 0 BB: 0 P: 12	R: 0 E: 0 K: 0 S: 8	H: 0 LOB: 1 BB: 1 P: 17	R: 0 E: 0 K: 0 S: 5	H: 0 LOB: 0 BB: 0 P: 7	R: 0 E: 0 K: 1 S: 10	H: 1 LOB: 1 BB: 0 P: 14	1B: 3 2B: 1 3B: 0 HR: 0	SF: 0 SAC: 0 DP: 2 HBP: 0	WP: 0 PB: 0 SB: 0 CS: 0	PA: 37		
PITCHER	IP 10.0	WLS W	BF 33	H 3	R 0	ER 0	SO 7	BB 2	IBB 0	HBP 0	BLK 0	WP 0	HR 0	S 64	P 102	ERA 0.00	WHIP 1.000									
Darryl Kile, R ERA: 5.05	1.0	S	4	1	0	0	1	0	0	0	0	0	0	10	14	0.00	1.000									
Dave Veres, R ERA: 2.99	11.1																									

Colorado Rockies @ San Diego Padres
Qualcomm Stadium, San Diego, CA
Sun Sep 20 1998, 6:33 AM EDT
Att: 37,939 - Sunny - 77 F

AB 35
R 0
H 4
RBI 0
BB 2
SO 8
LOB 8



Batter	1	2	3	4	5	6	7	8	9	AB	R	H	RBI	BB	SO	LOB	TOP						
Quilvio Veras, S OBP: 0.379, SLG: 0.363 (1, 4)	F7	FC6-4			G4-3		G5-3		P1	5	0	0	0	0	0	2							
Tony Gwynn, L OBP: 0.396, SLG: 0.500 Ruben Rivera, R OBP: 0.333, SLG: 0.389 (1, 9) (7, 9)	G6-3			BB			F7			4	1	2	1	0	0	0							
Greg Vaughn, R OBP: 0.364, SLG: 0.598 (1, 7)			L6		P5		K			4	0	1	0	0	1	1							
Ken Caminiti, S OBP: 0.353, SLG: 0.508 George Arias, R OBP: 0.294, SLG: 0.400 (1, 5) (8, 5)	K		L3		K				K	4	0	0	0	0	3	2							
Jim Leyritz, R OBP: 0.389, SLG: 0.464 Archi Cianfrocco, R OBP: 0.192, SLG: 0.208 Trevor Hoffman, R (8, 1)		2B							G6-3	1	1	0	0	3	0	0							
Steve Finley, L OBP: 0.299, SLG: 0.400 (1, 8)			G3						G4-3	4	1	1	0	0	0	3							
Carlos Hernandez, R OBP: 0.309, SLG: 0.371 (1, 2)		G4-3			P2					4	0	2	1	0	0	1							
Chris Gomez, R OBP: 0.346, SLG: 0.378 (1, 6)					P5				F8	4	0	2	1	0	0	1							
Andy Ashby, R OBP: 0.136, SLG: 0.139 Brian Boehringer, S OBP: 0.145, SLG: 0.125 24 Mark Langston, R OBP: 0.145, SLG: 0.100 Dan Miceli, R OBP: 0.145, SLG: 0.100 Randy Myers, L OBP: 0.145, SLG: 0.100 Wally Joyner, L OBP: 0.145, SLG: 0.100 Andy Sheets, R OBP: 0.145, SLG: 0.100 Mark Sweeney, L OBP: 0.145, SLG: 0.100 (1, 1) (7, 1) (7, 1) (8, 1) (8, 1) (8, 1) (9, PH) (9, PH) (9, 3)		FC1-6							K	3	0	0	0	0	1	3							
Inning Stats	R: 0 E: 0 K: 1 S: 10	H: 1 LOB: 1 BB: 0 P: 14	R: 2 E: 0 K: 0 S: 10	H: 2 LOB: 1 BB: 1 P: 22	R: 0 E: 0 K: 0 S: 5	H: 1 LOB: 2 BB: 0 P: 14	R: 0 E: 0 K: 1 S: 6	H: 0 LOB: 0 BB: 0 P: 10	R: 1 E: 0 K: 1 S: 9	H: 1 LOB: 0 BB: 0 P: 14	R: 0 E: 0 K: 1 S: 6	H: 0 LOB: 0 BB: 0 P: 9	R: 0 E: 0 K: 1 S: 7	H: 0 LOB: 0 BB: 0 P: 13	R: 0 E: 0 K: 1 S: 7	H: 1 LOB: 1 BB: 0 P: 12	1B: 5 2B: 3 3B: 0 HR: 1	SF: 0 SAC: 0 DP: 1 HBP: 0	WP: 0 PB: 1 SB: 1 CS: 0	PA: 37			
PITCHER Brian Bohanon, L ERA: 2.67 (1, 1)	IP: 9.0 WLS: L BF: 37 H: 8 R: 3 ER: 3 SO: 6 BB: 3 IBB: 0 HBP: 0 BLK: 0 WP: 0 HR: 1 S: 71 P: 127 ERA: 3.00 WHIP: 1.222											PITCHER	IP: 9.0 WLS: L BF: 37 H: 8 R: 3 ER: 3 SO: 6 BB: 3 IBB: 0 HBP: 0 BLK: 0 WP: 0 HR: 1 S: 71 P: 127 ERA: 3.00 WHIP: 1.222										

San Diego Padres @ Los Angeles Dodgers
Dodger Stadium, Los Angeles, CA
Wed Sep 23 1998, 7:05 PM PDT
Att: 29,163 - Unknown - 74 F

AB	34
R	3
H	8
RBI	3
BB	3
SO	6
LOB	14



Batter	1	2	3	4	5	6	7	8	9	AB	R	H	RBI	BB	SO	LOB	BOTTOM						
Roger Cedeno, S OBP: 0.321, SLG: 0.302 (1, 8) (9, 7)	F8		G4-1		K		G6-3		G4-3	5	0	0	0	0	1	3							
Alex Cora, L OBP: 0.171, SLG: 0.182 Trenidad Hubbard, R OBP: 0.357, SLG: 0.455 (1, 4) (8, PH) (9, 8)			G3		K				K	2	0	0	0	1	1	2							
Eric Karros, R OBP: 0.352, SLG: 0.475 (1, 3)					K				K	4	0	1	1	0	2	1							
Raul Mondesi, R OBP: 0.316, SLG: 0.497 (1, 9)		G6-3	F7				G4-3		1B	3	0	1	0	1	0	2							
Matt Luke, L OBP: 0.283, SLG: 0.442 Charles Johnson, R OBP: 0.285, SLG: 0.379 Mike Metcalfe, S (8, PH) (9, 4)							G3			3	1	2	1	0	0	1							
Mark Grudzielanek, R OBP: 0.317, SLG: 0.363 (1, 6)			FC5-4		K		G4-3		P4	4	0	0	0	0	1	4							
Adrian Beltré, R OBP: 0.286, SLG: 0.372 (1, 5)							F8			3	0	1	0	1	0	2							
Angel Pena, R OBP: 0.375, SLG: 0.375 Juan Castro, R OBP: 0.246, SLG: 0.260 (1, 2) (9, PH)			G4-1		K				SH1-4	3	1	1	0	0	2	1							
Brian Bohanon, L OBP: 0.311, SLG: 0.372 Jim Eisenreich, L OBP: 0.273, SLG: 0.268 (1, 1) (9, PH)					K				G4-3	3	0	1	0	0	1	1							
Inning Stats	R: 0 E: 0 K: 0 S: 4	H: 0 LOB: 0 BB: 1 P: 12	R: 0 E: 0 K: 0 S: 7	H: 1 LOB: 1 BB: 0 P: 9	R: 1 E: 0 K: 0 S: 9	H: 3 LOB: 1 BB: 0 P: 17	R: 1 E: 0 K: 3 S: 15	H: 2 LOB: 1 BB: 0 P: 19	R: 0 E: 0 K: 3 S: 10	H: 0 LOB: 0 BB: 0 P: 15	R: 0 E: 0 K: 1 S: 5	H: 0 LOB: 0 BB: 0 P: 7	R: 0 E: 0 K: 2 S: 13	H: 1 LOB: 3 BB: 1 P: 22	R: 0 E: 0 K: 0 S: 7	H: 0 LOB: 1 BB: 1 P: 14	1B: 6 2B: 1 3B: 0 HR: 1	SF: 0 SAC: 1 DP: 1 HBP: 0	WP: 0 PB: 0 SB: 1 CS: 0	PA: 37			
PITCHER Andy Ashby, R ERA: 3.34 Brian Boehringer, R ERA: 4.28 24 Mark Langston, L ERA: 5.98 Dan Miceli, R ERA: 3.27 Randy Myers, L ERA: 4.47 (1, 1) (7, 1) (7, 1) (8, 1) (8, 1)	IP: 6.0 WLS: W BF: 25 H: 7 R: 2 ER: 0 SO: 6 BB: 1 IBB: 0 HBP: 0 BLK: 0 WP: 0 HR: 0 S: 55 P: 90 ERA: 0.00 WHIP: 0.000											PITCHER Trevor Hoffman, R ERA: 1.5 (8, 1)	IP: 1.1 WLS: S BF: 5 H: 0 R: 0 ER: 0 SO: 0 BB: 1 IBB: 0 HBP: 0 BLK: 0 WP: 0 HR: 0 S: 10 P: 19 ERA: 0.00 WHIP: 0.750										

San Diego Padres @ Los Angeles Dodgers
Dodger Stadium, Los Angeles, CA
Wed Sep 23 1998, 7:05 PM PDT
Att: 29,163 - Unknown - 74 F

AB	33
R	2
H	8
RBI	2
BB	3
SO	9
LOB	18



Batter	1	2	3	4	5	6	7	8	9	AB	R	H	RBI	BB	SO	LOB	TOP					
Quilvio Veras, S OBP: 0.376, SLG: 0.359 (1, 4)	P3	F9			P4			P3	K	5	0	0	0	0	1	7						
Tony Gwynn, L OBP: 0.384, SLG: 0.497 Steve Finley, L OBP: 0.300, SLG: 0.401 (1, 9) (5, 8)	F8		L9		L7					3	0	0	0	0	0	1						
Greg Vaughn, R OBP: 0.363, SLG: 0.595 (1, 7)	F8					F8		G6-3		4	0	1	0	0	0	1						
Ken Caminiti, S OBP: 0.352, SLG: 0.508 Andy Sheets, R OBP: 0.313, SLG: 0.383 (9, PR) (9, 5)		F8	F8		G6-3				1B 2B	4	0	1	0	0	0	1						
Jim Leyritz, R OBP: 0.389, SLG: 0.474 Mark Sweeney, L OBP: 0.326, SLG: 0.340 (9, PH) (9, 3)			CS		F8					3	1	1	1	0	1	0						
Ruben Rivera, R OBP: 0.328, SLG: 0.382 (5, 9)		G1-3			P3					3	0	0	0	0	1	0						
John Vander Wal, L OBP: 0.394, SLG: 0.516 (9, PH) (9, 9)							K			1	0	0	0	0	1	2						
Carlos Hernandez, R OBP: 0.300, SLG: 0.371 Ben Davis, S (7, 2)					F8		P2		E6	3	1	1	0	0	0	0						
Chris Gomez, R OBP: 0.345, SLG: 0.375 (1, 6)						F6			G6-3	3	0	0	0	1	1	2						
Kevin Brown, R OBP: 0.345, SLG: 0.244 Brian Boehringer, R OBP: 0.315, SLG: 0.419 George Arias, R OBP: 0.348, SLG: 0.254 James Moulton, R OBP: 0.348, SLG: 0.286 Donne Wall, R OBP: 0.334, SLG: 0.383 Greg Myers, L OBP: 0.334, SLG: 0.383 Randy Myers, L (9, 1) (9, 1)										2	0	2	1	0	0	0						
Inning Stats	R: 0 E: 0 K: 0 S: 5	H: 0 LOB: 0 BB: 0 P: 7	R: 2 E: 0 K: 0 S: 10	H: 3 LOB: 2 BB: 1 P: 16	R: 0 E: 0 K: 0 S: 3	H: 1 LOB: 0 BB: 0 P: 3	R: 0 E: 0 K: 0 S: 6	H: 0 LOB: 0 BB: 0 P: 9	R: 0 E: 0 K: 1 S: 7	H: 1 LOB: 1 BB: 0 P: 8	R: 0 E: 0 K: 2 S: 12	H: 0 LOB: 0 BB: 0 P: 16	R: 0 E: 0 K: 2 S: 7	H: 2 LOB: 1 BB: 0 P: 12	R: 1 E: 1 K: 2 S: 14	H: 2 LOB: 3 BB: 1 P: 24	1B: 7 2B: 1 3B: 0 HR: 1	SF: 0 SAC: 0 DP: 0 HBP: 0	WP: 0 PB: 0 SB: 0 CS: 1	PA: 38		
PITCHER	IP WLS BF H R ER SO BB IBB HBP BLK WP HR S P ERA WHIP	IP WLS BF H R ER SO BB IBB HBP BLK WP HR S P ERA WHIP	IP WLS BF H R ER SO BB IBB HBP BLK WP HR S P ERA WHIP	IP WLS BF H R ER SO BB IBB HBP BLK WP HR S P ERA WHIP	IP WLS BF H R ER SO BB IBB HBP BLK WP HR S P ERA WHIP	IP WLS BF H R ER SO BB IBB HBP BLK WP HR S P ERA WHIP	IP WLS BF H R ER SO BB IBB HBP BLK WP HR S P ERA WHIP	IP WLS BF H R ER SO BB IBB HBP BLK WP HR S P ERA WHIP	IP WLS BF H R ER SO BB IBB HBP BLK WP HR S P ERA WHIP	IP WLS BF H R ER SO BB IBB HBP BLK WP HR S P ERA WHIP	IP WLS BF H R ER SO BB IBB HBP BLK WP HR S P ERA WHIP	IP WLS BF H R ER SO BB IBB HBP BLK WP HR S P ERA WHIP	IP WLS BF H R ER SO BB IBB HBP BLK WP HR S P ERA WHIP	IP WLS BF H R ER SO BB IBB HBP BLK WP HR S P ERA WHIP	IP WLS BF H R ER SO BB IBB HBP BLK WP HR S P ERA WHIP	IP WLS BF H R ER SO BB IBB HBP BLK WP HR S P ERA WHIP	IP WLS BF H R ER SO BB IBB HBP BLK WP HR S P ERA WHIP	IP WLS BF H R ER SO BB IBB HBP BLK WP HR S P ERA WHIP	IP WLS BF H R ER SO BB IBB HBP BLK WP HR S P ERA WHIP	IP WLS BF H R ER SO BB IBB HBP BLK WP HR S P ERA WHIP	IP WLS BF H R ER SO BB IBB HBP BLK WP HR S P ERA WHIP	IP WLS BF H R ER SO BB IBB HBP BLK WP HR S P ERA WHIP

San Diego Padres @ Arizona Diamondbacks
Bank One Ballpark, Phoenix, AZ
Fri Sep 25 1998, 10:05 PM EDT
Att: 47,288 - Unknown - 85 F

AB 35
R 3
H 9
RBI 3
BB 2
SO 5
LOB 16



Batter	1	2	3	4	5	6	7	8	9	AB	R	H	RBI	BB	SO	LOB	BOTTOM						
Andy Fox, L OBP: 0.358, SLG: 0.402 Gregg Olson, R OBP: 0.500, SLG: 2.000 Yamil Benitez, R OBP: 0.267, SLG: 0.381 (1, 7) (9, 1) (9, PH)	L6		G4-3 1B HBP		K		K			3	0	0	0	0	2	1							
Jay Bell, R OBP: 0.353, SLG: 0.428 (1, 4)	G5-3									4	0	3	0	0	0	0							
Devon White, S OBP: 0.335, SLG: 0.460 (1, 8)	F7		G4-3		G3					4	0	0	0	0	0	5							
Matt Williams, R OBP: 0.326, SLG: 0.434 (1, 5)						F7				4	1	1	0	0	1	3							
Travis Lee, L OBP: 0.347, SLG: 0.427 (1, 3)					G3					3	1	1	1	1	0	0							
Tony Batista, R OBP: 0.319, SLG: 0.528 (1, 6)	F8				G6-3					4	0	0	0	0	1	3							
Karim Garcia, L OBP: 0.282, SLG: 0.385 (1, 9)										4	1	0	1	0	1	0							
Kelly Stinnett, R OBP: 0.355, SLG: 0.443 (1, 2)										3	1	2	1	0	0	1							
Brian Anderson, R OBP: 0.145, SLG: 0.106 David Dellucci, L OBP: 0.318, SLG: 0.400 (9, 7)					F7					3	0	0	0	0	1	1							
Inning Stats	R: 0 E: 0 K: 0 S: 7	H: 0 LOB: 0 BB: 0 P: 12	R: 2 E: 0 K: 0 S: 11	H: 2 LOB: 0 BB: 0 P: 17	R: 0 E: 0 K: 0 S: 6	H: 1 LOB: 2 BB: 0 P: 11	R: 0 E: 0 K: 0 S: 6	H: 0 LOB: 0 BB: 0 P: 8	R: 0 E: 0 K: 2 S: 13	H: 2 LOB: 2 BB: 0 P: 17	R: 0 E: 0 K: 1 S: 10	H: 0 LOB: 0 BB: 0 P: 13	R: 1 E: 0 K: 1 S: 11	H: 1 LOB: 0 BB: 0 P: 13	R: 0 E: 0 K: 1 S: 13	H: 1 LOB: 2 BB: 1 P: 26	R: 3 E: 0 K: 1 S: 6	H: 1 LOB: 0 BB: 1 P: 13	1B: 4 2B: 2 3B: 0 HR: 2	SF: 0 SAC: 1 DP: 1 HBP: 1	WP: 1 PB: 0 SB: 0 CS: 0	PA: 37	
PITCHER	IP WLS BF H R ER SO BB IBB HBP BLK WP HR S P ERA WHIP	IP WLS BF H R ER SO BB IBB HBP BLK WP HR S P ERA WHIP	IP WLS BF H R ER SO BB IBB HBP BLK WP HR S P ERA WHIP	IP WLS BF H R ER SO BB IBB HBP BLK WP HR S P ERA WHIP	IP WLS BF H R ER SO BB IBB HBP BLK WP HR S P ERA WHIP	IP WLS BF H R ER SO BB IBB HBP BLK WP HR S P ERA WHIP	IP WLS BF H R ER SO BB IBB HBP BLK WP HR S P ERA WHIP	IP WLS BF H R ER SO BB IBB HBP BLK WP HR S P ERA WHIP	IP WLS BF H R ER SO BB IBB HBP BLK WP HR S P ERA WHIP	IP WLS BF H R ER SO BB IBB HBP BLK WP HR S P ERA WHIP	IP WLS BF H R ER SO BB IBB HBP BLK WP HR S P ERA WHIP	IP WLS BF H R ER SO BB IBB HBP BLK WP HR S P ERA WHIP	IP WLS BF H R ER SO BB IBB HBP BLK WP HR S P ERA WHIP	IP WLS BF H R ER SO BB IBB HBP BLK WP HR S P ERA WHIP	IP WLS BF H R ER SO BB IBB HBP BLK WP HR S P ERA WHIP	IP WLS BF H R ER SO BB IBB HBP BLK WP HR S P ERA WHIP	IP WLS BF H R ER SO BB IBB HBP BLK WP HR S P ERA WHIP	IP WLS BF H R ER SO BB IBB HBP BLK WP HR S P ERA WHIP	IP WLS BF H R ER SO BB IBB HBP BLK WP HR S P ERA WHIP	IP WLS BF H R ER SO BB IBB HBP BLK WP HR S P ERA WHIP	IP WLS BF H R ER SO BB IBB HBP BLK WP HR S P ERA WHIP	IP WLS BF H R ER SO BB IBB HBP BLK WP HR S P ERA WHIP	IP WLS BF H R ER SO BB IBB HBP BLK WP HR S P ERA WHIP

San Diego Padres @ Arizona Diamondbacks
Bank One Ballpark, Phoenix, AZ
Fri Sep 25 1998, 10:05 PM EDT
Att: 47,288 - Unknown - 85 F

AB 33
R 6
H 8
RBI 6
BB 2
SO 6
LOB 14



Batter	1	2	3	4	5	6	7	8	9	AB	R	H	RBI	BB	SO	LOB	TOP					
Quilvio Veras, S (1,4) <small>OBP: 0.374, SLG: 0.357</small> Ed Giovannola, L (6,4) <small>OBP: 0.335, SLG: 0.317</small> Ruben Rivera, R (8,PH) <small>OBP: 0.327, SLG: 0.380</small> (8,9)	K			L4		K		K		3	0	0	0	0	2	1	San Diego Padres @ Arizona Diamondbacks Bank One Ballpark, Phoenix, AZ Sat Sep 26 1998, 6:33 AM EDT Att: 48,196 - Sunny - 88 F livebaseballscorecards.com					
Steve Finley, L (1,8) <small>OBP: 0.300, SLG: 0.400</small>	G3		P4		G5-3 1B		P4		4	1	1	0	0	0	1							
Tony Gwynn, L (1,9) <small>OBP: 0.503, SLG: 0.501</small> Archi Cianfrocco, R (8,4) <small>OBP: 0.192, SLG: 0.208</small>	HR			G4-3		G5-3		P5	4	1	1	1	0	0	1							
Greg Vaughn, R (1,7) <small>OBP: 0.362, SLG: 0.593</small>	F7			K		K		F7	4	0	1	1	0	1	0							
Wally Joyner, L (1,3) <small>OBP: 0.371, SLG: 0.456</small> James Mouton, R (9,PR) <small>OBP: 0.288, SLG: 0.254</small>	F7			K		F7		L9-3 1B	4	0	1	0	0	1	1							
Jim Levritz, R (1,2) <small>OBP: 0.385, SLG: 0.469</small> 24 Mark Langston, R (7,1) <small>OBP: 0.154, SLG: 0.125</small> Dan Miceli, R (8,1) <small>OBP: 1.000, SLG: 1.000</small> Mark Sweeney, L (9,PH) <small>OBP: 0.324, SLG: 0.339</small>	F7			G5-3		K		L9-3 1-2	3	0	0	0	0	1	0							
George Arias, R (1,5) <small>OBP: 0.316, SLG: 0.394</small>	F8			F8		BB			2	0	0	0	1	0	0							
Andy Sheets, R (1,6) <small>OBP: 0.318, SLG: 0.393</small>	G6-3 1B			F9		F9			3	0	2	0	0	0	1							
Sterling Hitchcock, L (1,1) <small>OBP: 0.157, SLG: 0.140</small> Scott Sanders, R (6,1) <small>OBP: 0.312, SLG: 0.379</small> Greg Myers, L (7,PH) <small>OBP: 0.312, SLG: 0.379</small> (7,2)	G6-3 1-2			G3		F8			2	0	0	0	0	0	2							
Inning Stats	R: 1 E: 0 K: 1 S: 7	H: 1 LOB: 0 BB: 0 P: 12	R: 0 E: 0 K: 0 S: 4	H: 0 LOB: 0 BB: 0 P: 9	R: 0 E: 0 K: 0 S: 10	H: 1 LOB: 1 BB: 0 P: 16	R: 0 E: 0 K: 2 S: 8	H: 0 LOB: 0 BB: 0 P: 10	R: 0 E: 0 K: 0 S: 7	H: 1 LOB: 1 BB: 0 P: 11	R: 1 E: 0 K: 1 S: 12	H: 2 LOB: 1 BB: 0 P: 19	R: 0 E: 0 K: 1 S: 10	H: 0 LOB: 1 BB: 1 P: 18	R: 0 E: 0 K: 1 S: 9	H: 0 LOB: 0 BB: 0 P: 15		R: 0 E: 0 K: 0 S: 10	H: 1 LOB: 1 BB: 0 P: 14	1B: 4 2B: 2 3B: 0 HR: 1	SF: 0 SAC: 0 DP: 1 HBP: 0	WP: 0 PB: 0 SB: 0 CS: 0
PITCHER	IP WLS BF H R ER SO BB IBB HBP BLK WP HR S P ERA WHIP																					
Amayeur Telemaco, R (1,1) <small>ERA: 3.93</small>	6.2 W 26 5 2 2 5 1 0 0 0 0 0 1 57 93 2.70 0.900																					
Alan Embree, L (7,1) <small>ERA: 4.19</small>	1.1 4 0 0 0 1 0 0 0 0 0 0 0 10 17 0.00 0.000																					
Gregg Olson, R (9,1) <small>ERA: 3.01</small>	1.0 S 3 1 0 0 0 0 0 0 0 0 0 0 10 14 0.00 1.000																					

Batter	1	2	3	4	5	6	7	8	9	AB	R	H	RBI	BB	SO	LOB	BOTTOM					
Andy Fox, L (1,9) <small>OBP: 0.397, SLG: 0.400</small> Gregg Olson, R (9,1) <small>OBP: 0.500, SLG: 2.000</small>	F8		K		FC6-4 HBP		G1-4-3			3	0	0	0	0	1	1	San Diego Padres @ Arizona Diamondbacks Bank One Ballpark, Phoenix, AZ Sat Sep 26 1998, 6:33 AM EDT Att: 48,196 - Sunny - 88 F livebaseballscorecards.com					
Tony Batista, R (1,6) <small>OBP: 0.318, SLG: 0.524</small>	F8			F7	P4		FC6-4 1B		4	0	1	0	0	0	2							
Devon White, S (1,8) <small>OBP: 0.334, SLG: 0.457</small>	G6-3			F8 1B WP BB	FC6-4 1-2		FC6-4 1-2		3	1	0	0	1	0	3							
Matt Williams, R (1,5) <small>OBP: 0.327, SLG: 0.441</small>	G6-3			WP 1B	HR		F9		4	1	2	1	0	0	0							
Travis Lee, L (1,3) <small>OBP: 0.345, SLG: 0.424</small>	G6-3			F8	G4-3		F8		4	0	0	0	0	0	2							
Jay Bell, R (1,4) <small>OBP: 0.354, SLG: 0.428</small>	P6			F8 1-2 3-H	1B		PB BB		3	0	1	0	1	0	1							
Yanil Benitez, R (1,7) <small>OBP: 0.283, SLG: 0.376</small> Alan Embree, L (7,1) <small>ERA: 7.36</small> Karim Garcia, L (8,PH) <small>OBP: 0.261, SLG: 0.384</small> (9,9)	F9			G5-3	K		K		3	0	0	0	0	1	1							
Damian Miller, R (1,2) <small>OBP: 0.337, SLG: 0.446</small>	2B			2B 1B	K		K		3	1	2	0	0	1	1							
Amayeur Telemaco, R (1,1) <small>OBP: 0.108, SLG: 0.171</small> David Dellucci, L (7,7) <small>OBP: 0.318, SLG: 0.400</small>	K2-3			2B	F7				2	0	1	1	0	1	1							
Inning Stats	R: 0 E: 0 K: 0 S: 5	H: 0 LOB: 0 BB: 0 P: 9	R: 0 E: 0 K: 0 S: 7	H: 0 LOB: 0 BB: 0 P: 12	R: 0 E: 0 K: 2 S: 9	H: 1 LOB: 1 BB: 0 P: 16	R: 1 E: 0 K: 0 S: 11	H: 1 LOB: 1 BB: 1 P: 21	R: 1 E: 0 K: 0 S: 13	H: 2 LOB: 2 BB: 0 P: 21	R: 1 E: 0 K: 2 S: 12	H: 2 LOB: 1 BB: 0 P: 18	R: 0 E: 0 K: 0 S: 10	H: 1 LOB: 1 BB: 0 P: 14	R: 0 E: 0 K: 1 S: 8	H: 0 LOB: 1 BB: 1 P: 17		R: 0 E: 0 K: 1 S: 8	H: 0 LOB: 1 BB: 1 P: 17	1B: 4 2B: 2 3B: 0 HR: 1	SF: 0 SAC: 0 DP: 0 HBP: 1	WP: 1 PB: 1 SB: 0 CS: 0
PITCHER	IP WLS BF H R ER SO BB IBB HBP BLK WP HR S P ERA WHIP																					
Sterling Hitchcock, L (1,1) <small>ERA: 3.93</small>	5.1 L 24 6 3 3 2 1 0 1 0 0 0 0 50 89 5.06 1.312																					
Scott Sanders, R (6,1) <small>ERA: 7.36</small>	0.2 2 0 0 0 2 0 0 0 0 0 0 0 7 8 0.00 0.000																					
24 Mark Langston, L (7,1) <small>ERA: 5.86</small>	1.0 4 1 0 0 0 0 0 0 0 0 0 0 10 14 0.00 1.000																					
Dan Miceli, R (8,1) <small>ERA: 3.22</small>	1.0 4 0 0 0 1 1 0 0 0 0 0 0 8 17 0.00 1.000																					

Batter	1	2	3	4	5	6	7	8	9	AB	R	H	RBI	BB	SO	LOB	TOP										
Craig Biggio, R OBP: 0.362, SLG: 0.125										3	0	0	1	1	1	0	Houston Astros @ San Diego Padres Qualcomm Stadium, San Diego, CA Sat Oct 03 1998, 10:05 PM EDT Att: 65,235 - Cloudy - 68 F										
Bill Spillers, L OBP: 0.385, SLG: 0.583										3	0	0	0	1	2	3											
Derek Bell, R OBP: 0.167, SLG: 0.417										4	0	1	0	0	1	1											
5 Jeff Bagwell, R OBP: 0.167, SLG: 0.091										3	0	0	0	0	1	2											
Moises Alou, R OBP: 0.250, SLG: 0.250										4	0	2	0	0	0	1											
Carl Everett, S OBP: 0.167, SLG: 0.167										4	1	1	0	0	1	2											
Ricky Gutierrez, R OBP: 0.545, SLG: 0.375										1	0	0	0	2	1	0											
Brad Ausmus, R OBP: 0.333, SLG: 0.333										3	0	0	0	0	0	5											
Pete Incaviglia, R (9, PH)										1	0	0	0	0	1	0											
Mike Hampton, R (1, 1)										2	0	0	0	0	2	1											
35 Dave Clark, L (7, PH)										0	0	0	0	1	0	0											
Scott Elarton, R (7, 1)										0	0	0	0	0	0	0											
Inning Stats	R: 0 E: 0 K: 1 S: 8	H: 0 LOB: 0 BB: 0 P: 12	R: 0 E: 0 K: 0 S: 6	H: 1 LOB: 2 BB: 1 P: 11	R: 0 E: 0 K: 2 S: 9	H: 0 LOB: 0 BB: 0 P: 15	R: 0 E: 0 K: 0 S: 3	H: 0 LOB: 0 BB: 0 P: 7	R: 0 E: 0 K: 1 S: 7	H: 0 LOB: 1 BB: 1 P: 13	R: 0 E: 0 K: 1 S: 9	H: 0 LOB: 1 BB: 1 P: 18	R: 1 E: 0 K: 1 S: 14	H: 2 LOB: 3 BB: 2 P: 27	R: 0 E: 0 K: 1 S: 7	H: 1 LOB: 0 BB: 0 P: 10	R: 0 E: 0 K: 3 S: 10	H: 0 LOB: 0 BB: 0 P: 14	1B: 4 2B: 0 3B: 0 HR: 0	SF: 0 SAC: 0 DP: 2 HBP: 2	WP: 0 PB: 0 SB: 0 CS: 0	PA: 35					
PITCHER	IP	WLS	BF	H	R	ER	SO	BB	IBB	HBP	BLK	WP	HR	S	P	ERA	WHIP										
Kevin Brown, R ERA: 0.61	(1, 1)	6.2	28	3	1	1	5	5	0	2	0	0	0	53	100	1.35	1.200										
Dan Miceli, R ERA: 5.4	(7, 1)	1.1	W	4	1	0	0	2	0	0	0	0	0	10	13	0.00	0.750										
Trevor Hoffman, R ERA:	(9, 1)	1.0	S	3	0	0	0	3	0	0	0	0	0	10	14	0.00	0.000										

AB	28
R	1
H	4
RBI	1
BB	5
SO	10
LOB	15



Batter	1	2	3	4	5	6	7	8	9	AB	R	H	RBI	BB	SO	LOB	BOTTOM										
QuiVio Veras, S OBP: 0.308, SLG: 0.182										4	0	1	0	0	1	2	Houston Astros @ San Diego Padres Qualcomm Stadium, San Diego, CA Sat Oct 03 1998, 10:05 PM EDT Att: 65,235 - Cloudy - 68 F										
Tony Gwynn, L OBP: 0.182, SLG: 0.273										4	0	0	1	0	1	1											
Trevor Hoffman, R (9, 1)										0	0	0	0	0	0	0											
Greg Vaughn, R OBP: 0.273, SLG: 0.545										3	0	0	0	0	1	1											
Ken Caminiti, S OBP: 0.182, SLG: 0.182										3	0	0	0	0	0	0											
Jim Leyritz, R OBP: 0.375, SLG: 1.286										3	1	1	1	0	0	0											
Wally Joyner, L (8, 3)										0	0	0	0	0	0	0											
Steve Finley, L OBP: 0.182, SLG: 0.200										3	0	0	0	0	2	0											
Carlos Hernandez, R OBP: 0.455, SLG: 0.400										2	0	0	0	0	0	0											
Chris Gomez, R OBP: 0.455, SLG: 0.333										2	1	1	0	1	0	1											
Kevin Brown, R (1, 1)										0	0	0	0	0	0	0											
Dan Miceli, R (7, 1)										0	0	0	0	0	0	0											
Mark Sweeney, L (8, PH)										0	0	0	0	1	0	0											
Ruben Rivera, R (9, 9)										0	0	0	0	0	0	0											
Inning Stats	R: 0 E: 0 K: 0 S: 6	H: 0 LOB: 0 BB: 0 P: 8	R: 0 E: 0 K: 0 S: 7	H: 0 LOB: 0 BB: 0 P: 12	R: 0 E: 0 K: 0 S: 6	H: 0 LOB: 1 BB: 1 P: 15	R: 0 E: 0 K: 0 S: 8	H: 0 LOB: 0 BB: 0 P: 14	R: 0 E: 0 K: 1 S: 6	H: 0 LOB: 0 BB: 0 P: 10	R: 1 E: 0 K: 0 S: 10	H: 2 LOB: 1 BB: 0 P: 18	R: 1 E: 0 K: 1 S: 9	H: 1 LOB: 1 BB: 0 P: 12	R: 0 E: 0 K: 2 S: 6	H: 0 LOB: 0 BB: 1 P: 12	1B: 2 2B: 0 3B: 0 HR: 1	SF: 0 SAC: 2 DP: 0 HBP: 1	WP: 1 PB: 0 SB: 0 CS: 1	PA: 29							
PITCHER	IP	WLS	BF	H	R	ER	SO	BB	IBB	HBP	BLK	WP	HR	S	P	ERA	WHIP										
Mike Hampton, L ERA: 1.5	(1, 1)	6.0	L	8	1	1	1	3	1	0	1	0	1	15	24	4.50	1.000										
Scott Elarton, R ERA: 4.5	(7, 1)	2.0	L	8	1	1	1	3	1	0	1	0	1	15	24	4.50	1.000										

AB	24
R	2
H	3
RBI	2
BB	2
SO	5
LOB	5



Batter	1	2	3	4	5	6	7	8	9	AB	R	H	RBI	BB	SO	LOB	TOP		
Craig Biggio, R OBP: 0.371, SLG: 0.273 (1, 4)	G4-3			G6-4-3 5 1B HBP				K		3	1	1	0	0	1	0	Houston Astros @ San Diego Padres Qualcomm Stadium, San Diego, CA Sun Oct 04 1998, 6:33 AM EDT Att: 64,898 - Sunny - 72 F		
Richard Hidalgo, R OBP: 0.250, SLG: 0.250 (1, 8)	K			G6-4-3 1B		P6		L6		4	0	1	0	0	1	1			
Derek Bell, R OBP: 0.125, SLG: 0.313 (1, 9)	K			G6-4-3 1-2 2-3		K		F8		4	0	0	0	0	2	3			
5 Jeff Bagwell, R OBP: 0.250, SLG: 0.143 (1, 3)		K		2-2 1B			E6 FC3-2-5-3 BB		F8	3	0	1	1	1	1	0			
Moises Alou, R OBP: 0.188, SLG: 0.188 (1, 7)	G4-3			3-H 2-0 1B P4			E6 FC3-2-5-3 1-3		F7	4	0	0	0	0	0	2			
Sean Berry, R (1, 5)						P4				2	0	0	0	0	1	0			
Bill Spiers, L OBP: 0.333, SLG: 0.500 (7, PH) (7, 5)	K						FC3-2-5-3 1-3		G4-3	2	0	0	0	0	0	2			
Ricky Gutierrez, R OBP: 0.500, SLG: 0.300 (1, 6)			K			K				2	0	0	0	1	2	0			
Brad Ausmus, R OBP: 0.222, SLG: 0.222 (1, 2)			K			K				3	0	0	0	0	3	3			
Randy Johnson, R (1, 1)			K							2	0	0	0	0	2	0			
Carl Everett, S OBP: 0.154, SLG: 0.154 (7, PH)						K				1	0	0	0	0	0	3			
Trevor Miller, R (7, 1)										0	0	0	0	0	0	0			
Doug Henry, R (7, 1)										0	0	0	0	0	0	0			
Jay Powell, R (8, 1)								P5		0	0	0	0	0	0	0			
Inning Stats	R: 0 H: 0 E: 0 K: 2 S: 9	H: 0 LOB: 0 BB: 0 P: 13	R: 0 H: 0 E: 0 K: 2 S: 7	H: 0 LOB: 0 BB: 0 P: 10	R: 0 H: 0 E: 0 K: 3 S: 9	H: 0 LOB: 0 BB: 0 P: 13	R: 1 H: 2 E: 0 K: 0 S: 8	H: 1 LOB: 1 BB: 0 P: 13	R: 0 H: 0 E: 0 K: 2 S: 8	H: 1 LOB: 3 BB: 2 P: 18	R: 0 H: 0 E: 1 K: 1 S: 10	H: 0 LOB: 0 BB: 2 P: 21	R: 0 H: 0 E: 0 K: 1 S: 8	H: 0 LOB: 0 BB: 0 P: 12	R: 0 H: 0 E: 0 K: 0 S: 6	H: 0 LOB: 0 BB: 0 P: 12	1B: 2 2B: 1 3B: 0 HR: 0	SF: 0 SAC: 0 DP: 1 HBP: 1	WP: 0 PA: 33 PB: 0 SB: 0 CS: 0
PITCHER	IP WLS BF H R ER SO	IP WLS BF H R ER SO	IP WLS BF H R ER SO	IP WLS BF H R ER SO	IP WLS BF H R ER SO	IP WLS BF H R ER SO	IP WLS BF H R ER SO	IP WLS BF H R ER SO	IP WLS BF H R ER SO	IP WLS BF H R ER SO	IP WLS BF H R ER SO	IP WLS BF H R ER SO	IP WLS BF H R ER SO	IP WLS BF H R ER SO	IP WLS BF H R ER SO	IP WLS BF H R ER SO	ERA WHIP	ERA WHIP	
Sterling Hitchcock, L ERA: 1.5	6.0	W	21	3	1	1	11	0	0	1	0	0	0	0	0	0	0	1.50	0.500
Joey Hamilton, R ERA:	0.1		4	0	0	0	0	1	1	0	0	0	0	0	0	0	0	0.00	3.000
Dan Miceli, R ERA: 2.7	1.2		5	0	0	0	2	0	0	0	0	0	0	0	0	0	0	0.00	0.000
Trevor Hoffman, R ERA:	1.0		3	0	0	0	0	0	0	0	0	0	0	0	0	0	0	0.00	0.000

Batter	1	2	3	4	5	6	7	8	9	AB	R	H	RBI	BB	SO	LOB	BOTTOM		
QuiVio Veras, S OBP: 0.235, SLG: 0.133 (1, 4)	K		K			F9	G4-3			4	0	0	0	0	2	2	Houston Astros @ San Diego Padres Qualcomm Stadium, San Diego, CA Sun Oct 04 1998, 6:33 AM EDT Att: 64,898 - Sunny - 72 F		
Tony Gwynn, L OBP: 0.200, SLG: 0.333 (1, 9)	F7		G1-3			G6-3		F8 3B		4	0	1	0	0	0	0			
Steve Finley, L OBP: 0.182, SLG: 0.200 (8, FR) (9, 8)			G5-3			G6-3		F8 2B		0	1	0	0	0	0	0			
Greg Vaughn, R OBP: 0.333, SLG: 0.600 (1, 7)	1B		G5-3			E 2B		F8		4	1	2	0	0	0	1			
Ken Caminiti, S OBP: 0.200, SLG: 0.143 (1, 5)	K			K		E5 2H		3B IBB		3	1	0	0	1	2	1			
Jim Leyritz, R OBP: 0.364, SLG: 1.300 (7, 1)						K		3B IBB		3	1	1	1	0	2	1			
Joey Hamilton, R (7, 1)										0	0	0	0	0	0	0			
Dan Miceli, R (7, 1)										0	0	0	0	0	0	0			
John Vander Wal, L OBP: 0.333, SLG: 1.000 (8, PH)								HR		1	1	1	2	0	0	0			
Trevor Hoffman, R (9, 1)								3B		0	0	0	0	0	0	0			
Wally Joyner, L OBP: 0.286, SLG: 0.667 (1, 3)	K		G5-3			FC1-6 BB		HR		3	1	1	2	1	1	0			
Ruben Rivera, R (1, 8) (9, 9)			P4			P3		K		4	0	0	0	0	1	2			
Chris Gomez, R OBP: 0.467, SLG: 0.273 (1, 6)						L7				2	0	0	0	2	0	1			
Sterling Hitchcock, L (1, 1)										2	0	0	0	0	1	1			
Carlos Hernandez, R OBP: 0.462, SLG: 0.417 (7, 2)	G6-3					K		P2		2	0	1	0	0	0	2			
Inning Stats	R: 0 H: 1 E: 0 K: 2 S: 10	H: 1 LOB: 1 BB: 0 P: 13	R: 1 H: 1 E: 0 K: 1 S: 12	H: 1 LOB: 1 BB: 1 P: 23	R: 0 H: 0 E: 0 K: 1 S: 7	H: 0 LOB: 0 BB: 0 P: 9	R: 0 H: 0 E: 0 K: 2 S: 11	H: 0 LOB: 0 BB: 0 P: 15	R: 0 H: 0 E: 0 K: 1 S: 6	H: 0 LOB: 0 BB: 0 P: 7	R: 1 H: 1 E: 1 K: 1 S: 10	H: 1 LOB: 1 BB: 0 P: 11	R: 0 H: 1 E: 0 K: 0 S: 7	H: 1 LOB: 2 BB: 1 P: 16	R: 4 H: 3 E: 0 K: 1 S: 14	H: 3 LOB: 2 BB: 2 P: 28	1B: 2 2B: 2 3B: 1 HR: 2	SF: 0 SAC: 0 DP: 0 HBP: 0	WP: 0 PA: 36 PB: 0 SB: 0 CS: 0
PITCHER	IP WLS BF H R ER SO	IP WLS BF H R ER SO	IP WLS BF H R ER SO	IP WLS BF H R ER SO	IP WLS BF H R ER SO	IP WLS BF H R ER SO	IP WLS BF H R ER SO	IP WLS BF H R ER SO	IP WLS BF H R ER SO	IP WLS BF H R ER SO	IP WLS BF H R ER SO	IP WLS BF H R ER SO	IP WLS BF H R ER SO	IP WLS BF H R ER SO	IP WLS BF H R ER SO	IP WLS BF H R ER SO	ERA WHIP	ERA WHIP	
Randy Johnson, L ERA: 1.93	6.0	L	23	3	2	1	8	1	0	0	0	0	0	0	0	0	1.93	0.667	
Trevor Miller, L ERA:	0.0		1	0	0	0	0	1	0	0	0	0	0	0	0	0	0.00	0.000	
Doug Henry, R ERA: 5.4	1.1		6	2	2	2	0	0	0	0	0	0	0	0	0	0	13.50	1.500	
Jay Powell, R ERA: 11.57	0.2		6	2	2	2	1	1	1	0	0	0	0	0	0	0	27.00	4.500	

AB 30
R 1
H 3
RBI 1
BB 2
SO 13
LOB 14



AB 32
R 6
H 7
RBI 5
BB 4
SO 9
LOB 11



Batter	1	2	3	4	5	6	7	8	9	AB	R	H	RBI	BB	SO	LOB	TOP								
Quilvio Veras, S OBP: 0.333, SLG: 0.261 (1, 4)										5	1	3	1	0	1	1									
Steve Finley, L OBP: 0.381, SLG: 0.294 (1, 8)										5	0	2	1	0	1	1									
Tony Gwynn, L OBP: 0.250, SLG: 0.333 (1, 9)										4	0	1	0	0	0	2									
Ken Caminiti, S OBP: 0.320, SLG: 0.300 (1, 5)										1	0	0	0	4	0	1									
Wally Joyner, L OBP: 0.333, SLG: 0.417 (1, 3)										3	0	1	1	2	2	2									
Carlos Hernandez, R OBP: 0.391, SLG: 0.333 (1, 2)										5	0	0	0	0	2	8									
Ruben Rivera, R OBP: 0.077, SLG: 0.154 (1, 7)										5	0	0	0	0	3	5									
Chris Gomez, R OBP: 0.435, SLG: 0.333 (1, 6)										3	1	2	0	1	0	0									
Kevin Brown, R OBP: 0.286, SLG: 0.286 (1, 1)										4	1	2	0	0	1	4									
Inning Stats	R: 0 H: 0 E: 0 K: 0 S: 9	H: 0 LOB: 0 BB: 0 P: 13	R: 0 H: 0 E: 0 K: 2 S: 16	H: 0 LOB: 3 BB: 3 P: 31	R: 0 H: 1 E: 0 K: 1 S: 13	H: 1 LOB: 0 BB: 2 P: 26	R: 0 H: 1 E: 0 K: 1 S: 9	H: 1 LOB: 1 BB: 1 P: 14	R: 0 H: 1 E: 0 K: 1 S: 10	H: 1 LOB: 1 BB: 0 P: 19	R: 1 H: 3 E: 0 K: 1 S: 12	H: 3 LOB: 2 BB: 0 P: 18	R: 0 H: 1 E: 0 K: 1 S: 9	H: 1 LOB: 1 BB: 0 P: 11	R: 0 H: 0 E: 0 K: 2 S: 8	H: 0 LOB: 0 BB: 0 P: 11	R: 2 H: 4 E: 1 K: 1 S: 16	H: 4 LOB: 3 BB: 1 P: 28	1B: 9 2B: 2 3B: 0 HR: 0	SF: 0 SAC: 1 DP: 1 HBP: 0	WP: 0 PB: 0 SB: 0 CS: 0	PA: 43			
PITCHER	IP	WLS	BF	H	R	ER	SO	BB	IBB	HBP	BLK	WP	HR	S	P	ERA	WHIP								
Tom Glavine, L ERA: 1.38 (7, 1)	6.0	L	28	6	1	1	6	6	0	0	0	0	0	69	121	1.50	2.000								
John Rocker, R ERA: 1.38 (8, 1)	1.0		4	1	0	0	1	0	0	0	0	0	0	9	11	0.00	1.000								
Rudy Seanez, R ERA: 18.0 (9, 1)	1.0		3	0	0	0	2	0	0	0	0	0	0	8	11	0.00	0.000								
Odalis Perez, L ERA: 18.0 (9, 1)	0.1		6	4	2	2	0	0	1	0	0	0	0	10	20	54.00	12.000								
Kerry Ligtenberg, R ERA: 1.5 (9, 1)	0.2		2	0	0	0	1	0	0	0	0	0	0	6	8	0.00	0.000								

San Diego Padres @ Atlanta Braves
Turner Field, Atlanta, GA
Thu Oct 08 1998, 7:05 PM EDT
Att: 43,083 - Unknown - 62 F

livebaseballscorecards.com

AB 35
R 3
H 11
RBI 3
BB 7
SO 10
LOB 24




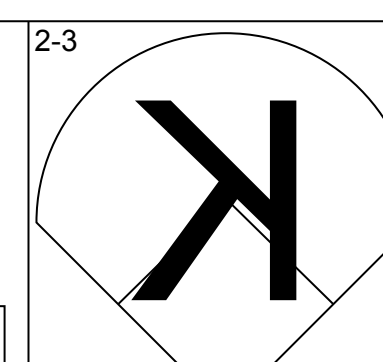
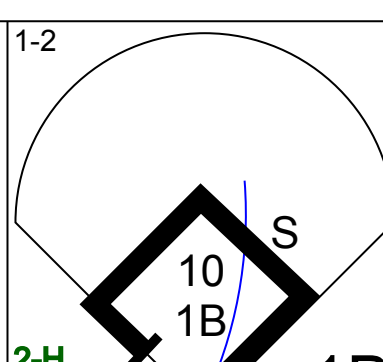
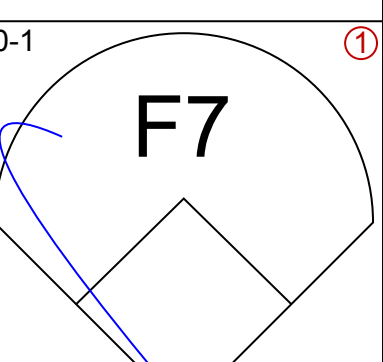
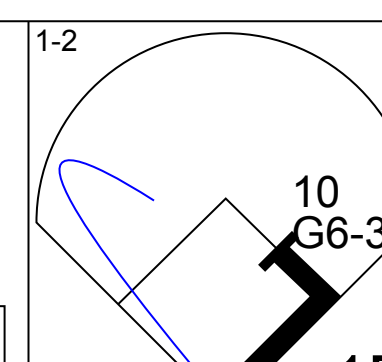
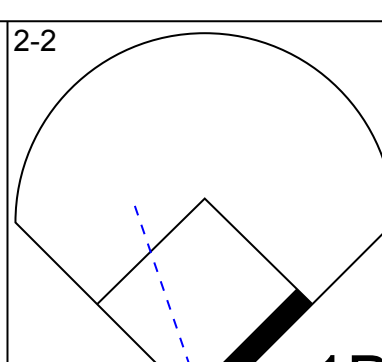
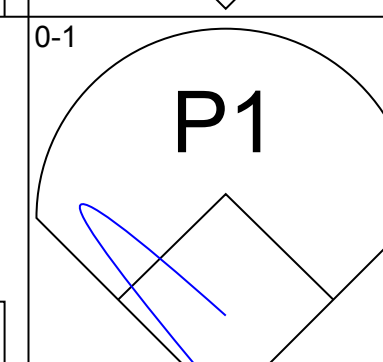
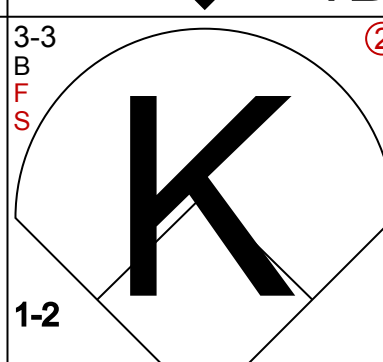
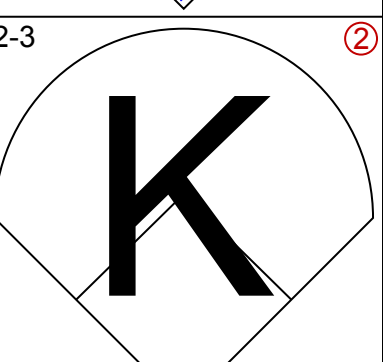
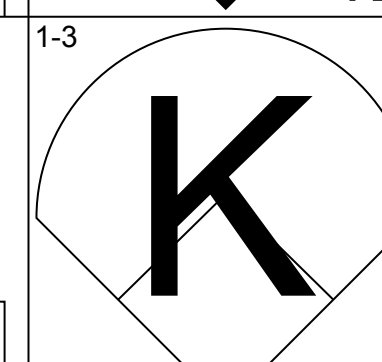
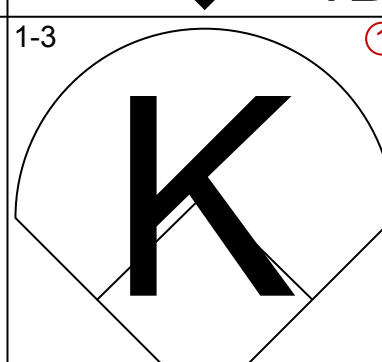
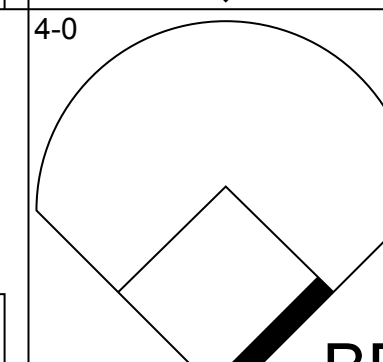
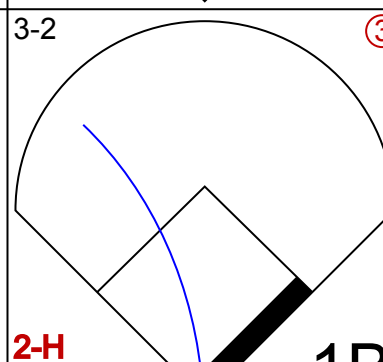
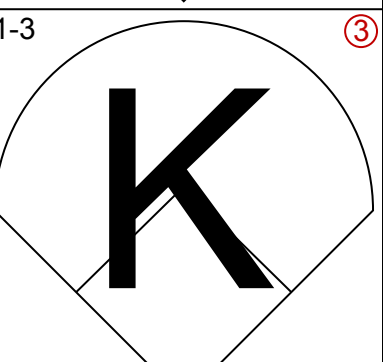
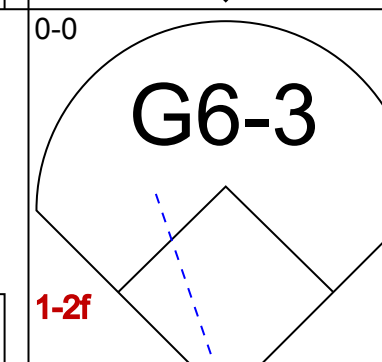
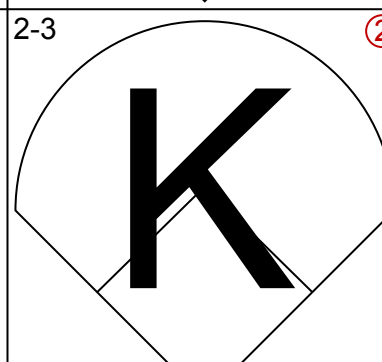
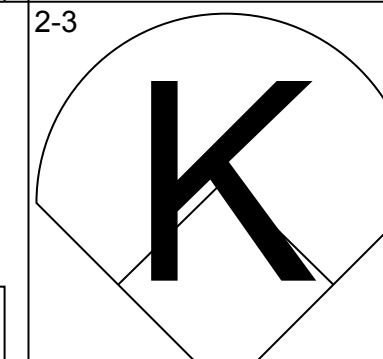
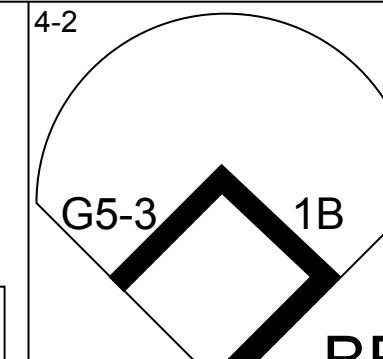
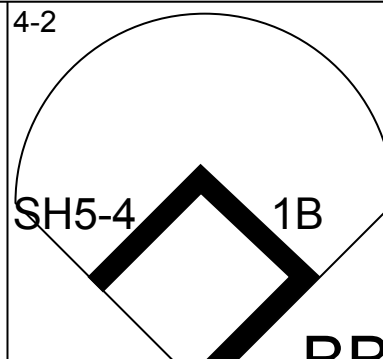
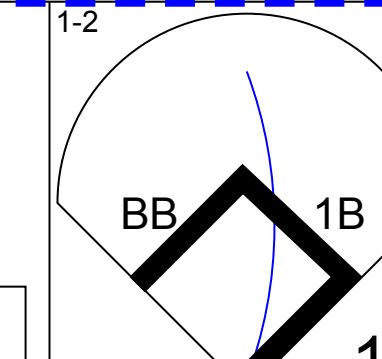
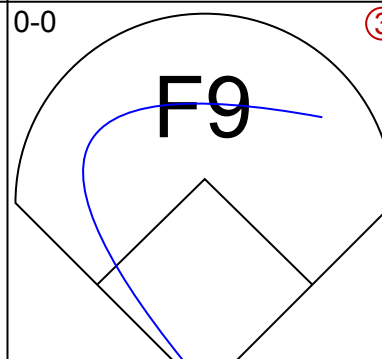
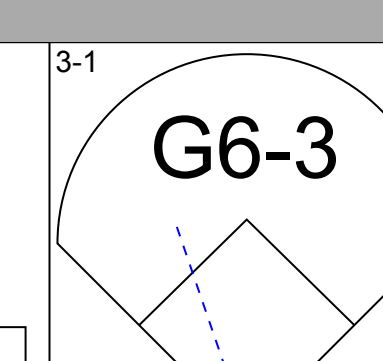
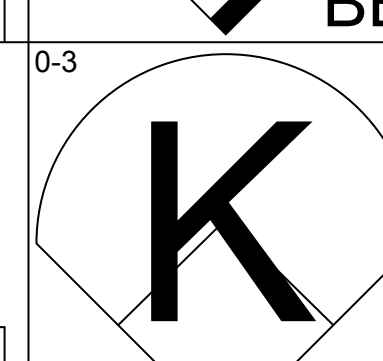
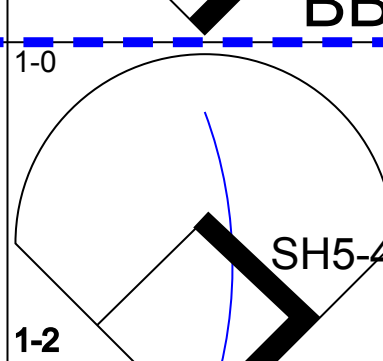
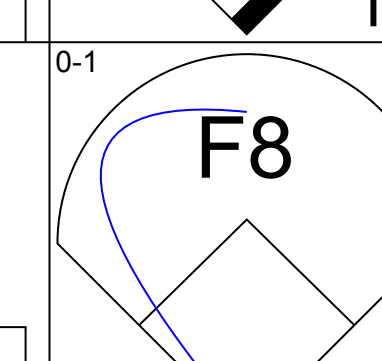
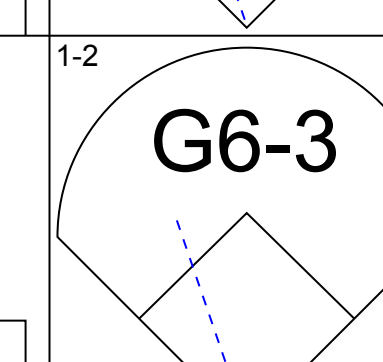
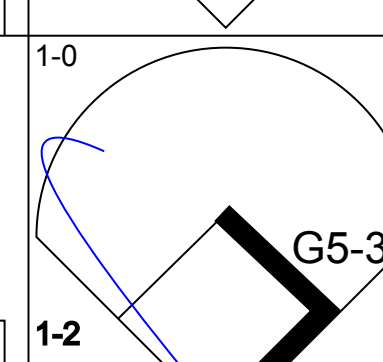
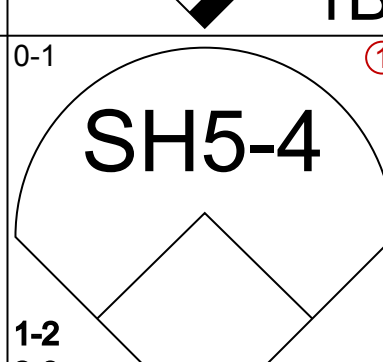
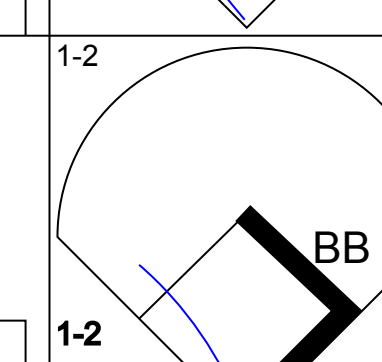
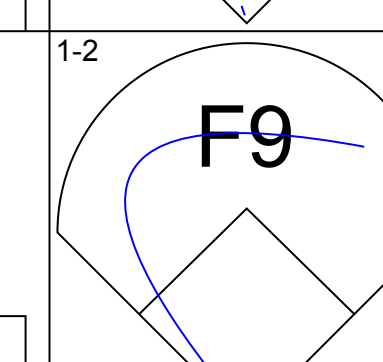
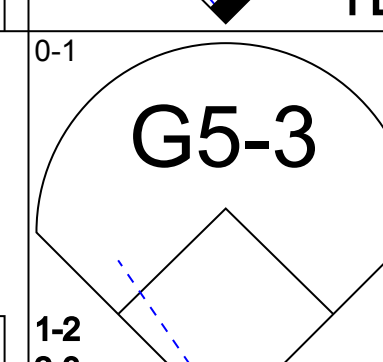
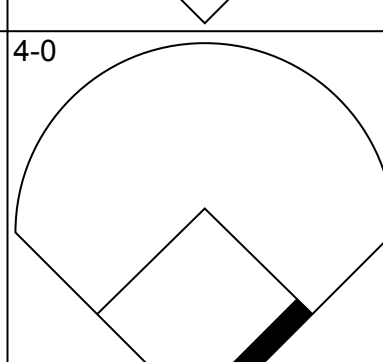
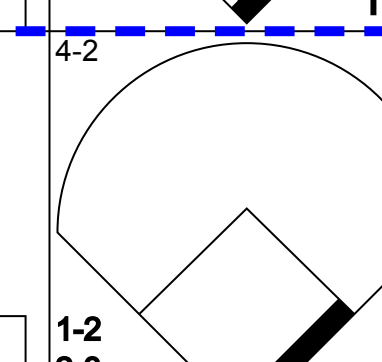

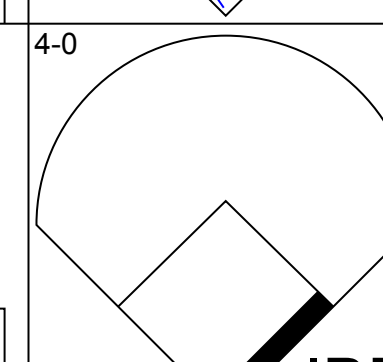
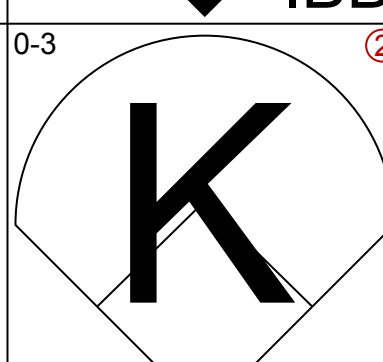
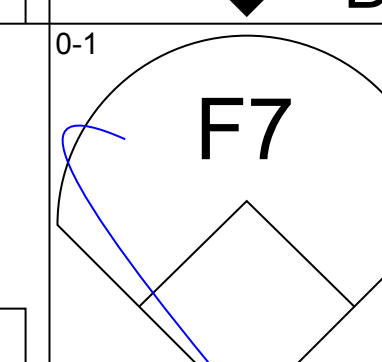

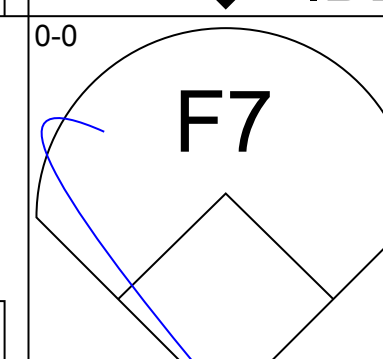
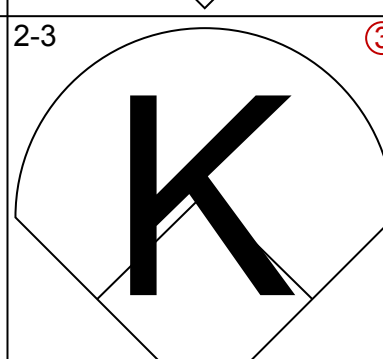
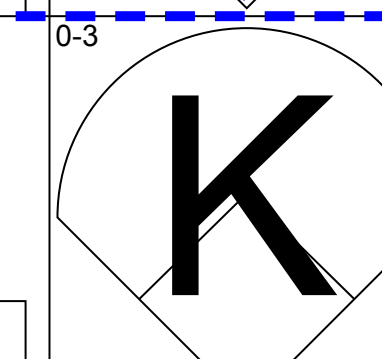
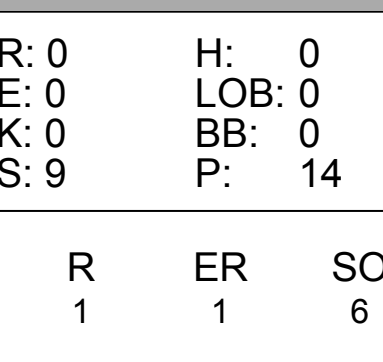
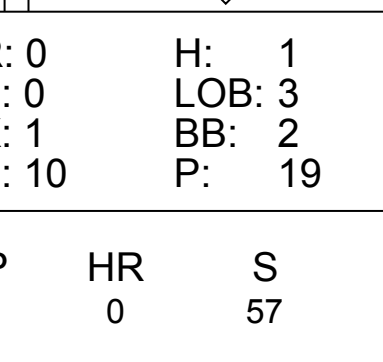
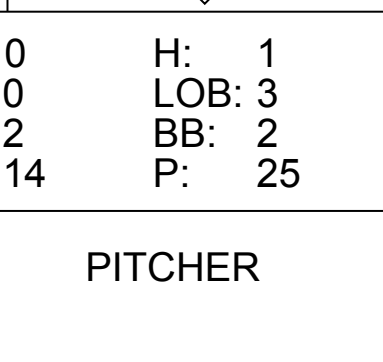
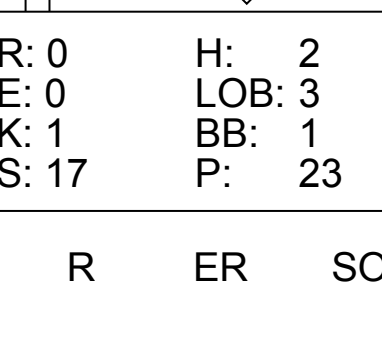











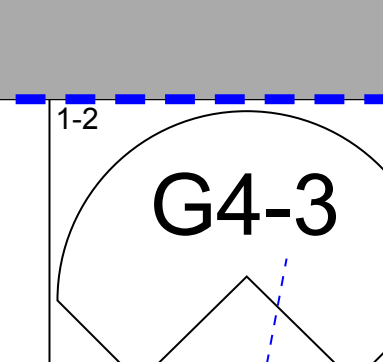
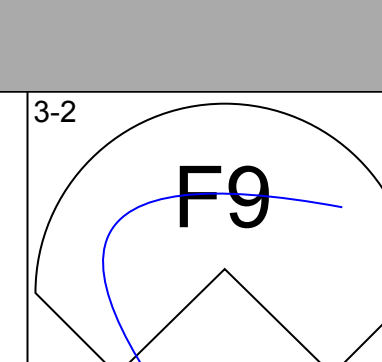

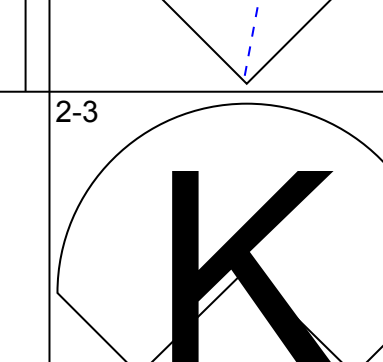
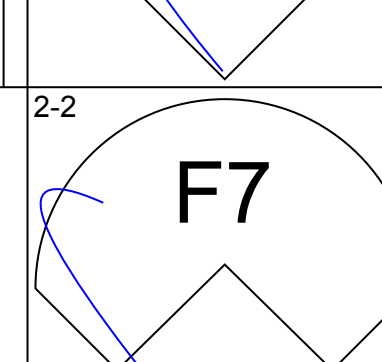

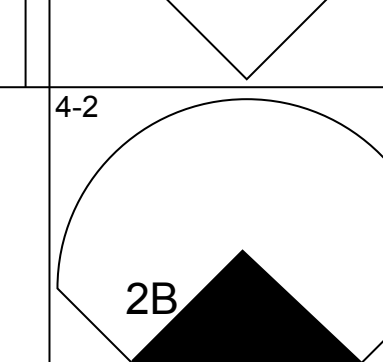
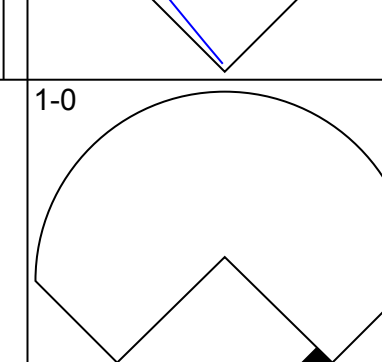
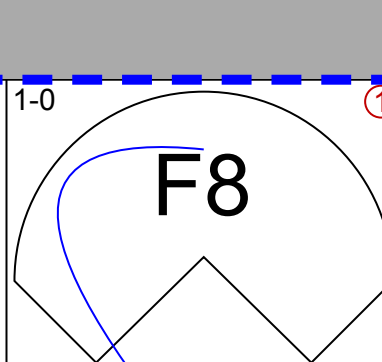
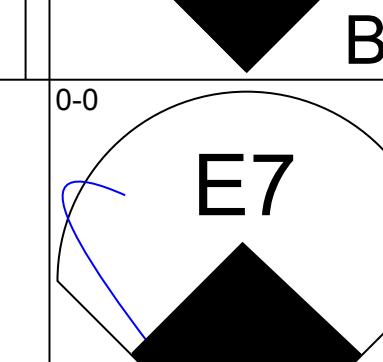
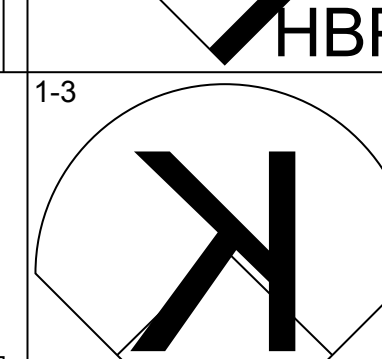
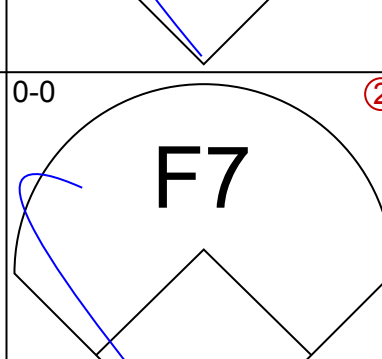
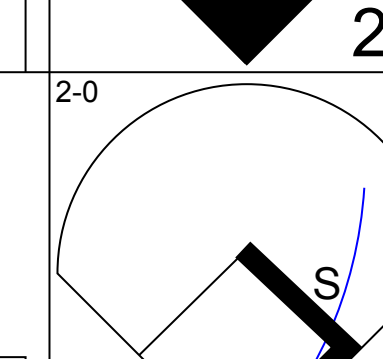
Batter	1	2	3	4	5	6	7	8	9	AB	R	H	RBI	BB	SO	LOB	BOTTOM								
Walt Weiss, S OBP: 0.136, SLG: 0.095 (8, PH)										3	0	0	0	0	1	1									
Greg Colbrunn, R OBP: 0.500, SLG: 0.500 (8, PR)										1	0	1	0	0	0	0									
Marty Malloy, L (8, PR)										0	0	0	0	0	0	0									
Odalis Perez, L (9, 1)										0	0	0	0	0	0	0									
Kerry Ligtenberg, R (9, 1)										0	0	0	0	0	0	0									
Keith Lockhart, L OBP: 0.350, SLG: 0.368 (1, 4)										4	0	0	0	0	2	1									
10 Chipper Jones, S OBP: 0.348, SLG: 0.167 (1, 5)										4	0	1	0	0	1	0									
Andres Galarraga, R OBP: 0.227, SLG: 0.150 (1, 3)										3	0	0	0	1	1	1									
Ryan Klesko, L OBP: 0.316, SLG: 0.375 (1, 7)										2	0	0	0	2	2	0									
Javy Lopez, R OBP: 0.333, SLG: 0.500 (1, 2)										3	0	0	0	0	0	4									
Andruw Jones, R OBP: 0.200, SLG: 0.267 (1, 8)										3	0	0	0	0	2	1									
Michael Tucker, L OBP: 0.400, SLG: 0.583 (1, 9)										3	0	0	0	0	2	0									
Tom Glavine, L OBP: 0.500, SLG: 0.333 (7, 1)										2	0	1	0	0	0	0									
John Rocker, R (7, 1)										0	0	0	0	0	0	0									
Rudy Seanez, R (8, 1)										0	0	0	0	0	0	0									
Ozzie Guillen, L OBP: 0.333, SLG: 0.333 (8, PH)										1	0	0	0	0	0	0									
Inning Stats	R: 0 H: 0 E: 0 K: 3 S: 10	H: 0 LOB: 0 BB: 0 P: 17	R: 0 H: 0 E: 0 K: 0 S: 6	H: 0 LOB: 1 BB: 2 P: 17	R: 0 H: 0 E: 0 K: 1 S: 7	H: 0 LOB: 0 BB: 0 P: 8	R: 0 H: 1 E: 0 K: 0 S: 9	H: 1 LOB: 2 BB: 1 P: 19	R: 0 H: 1 E: 0 K: 2 S: 10	H: 1 LOB: 1 BB: 0 P: 14	R: 0 H: 0 E: 0 K: 0 S: 7	H: 0 LOB: 0 BB: 0 P: 12	R: 0 H: 0 E: 0 K: 2 S: 10	H: 0 LOB: 0 BB: 0 P: 12	R: 0 H: 1 E: 0 K: 1 S: 11	H: 1 LOB: 0 BB: 0 P: 12	R: 0 H: 0 E: 0 K: 2 S: 8	H: 0 LOB: 0 BB: 0 P: 11	1B: 3 2B: 0 3B: 0 HR: 0	SF: 0 SAC: 0 DP: 1 HBP: 0	WP: 1 PB: 0 SB: 0 CS: 0	PA: 32			
PITCHER	IP	WLS	BF	H	R	ER	SO	BB	IBB	HBP	BLK	WP	HR	S	P	ERA	WHIP								
Kevin Brown, R ERA: 0.38 (1, 1)	9.0	W	32	3	0	0	11	3	0	0	0	1	0	78	122	0.00	0.667								

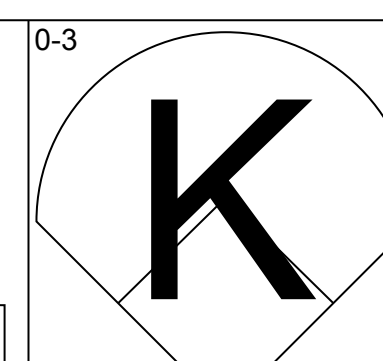
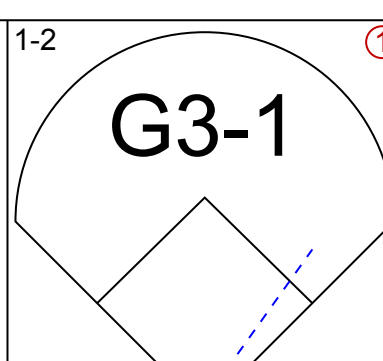
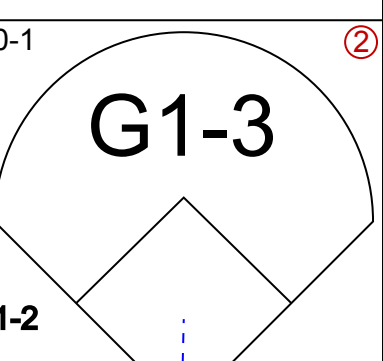
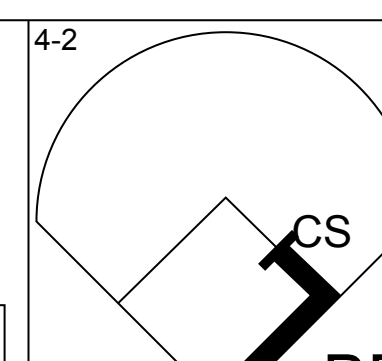

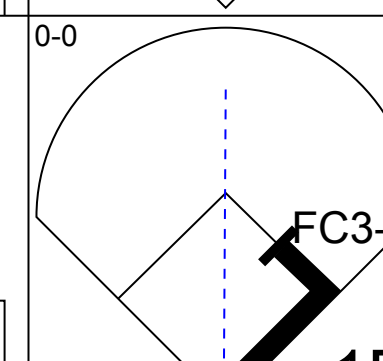
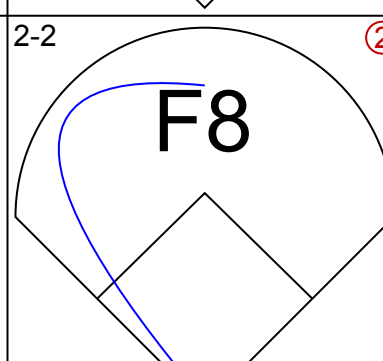
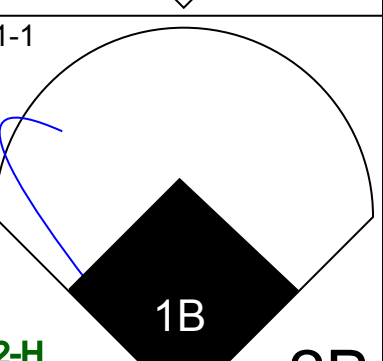
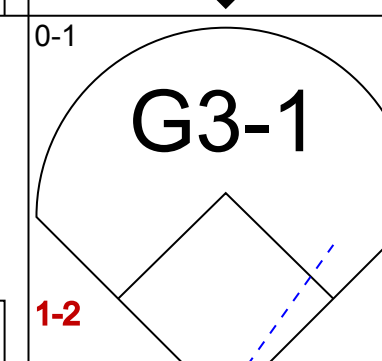

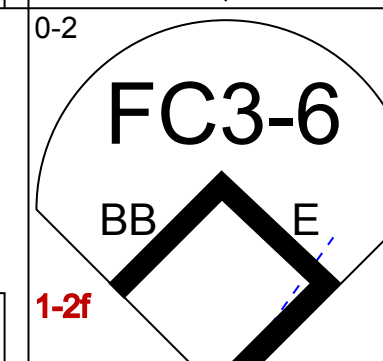
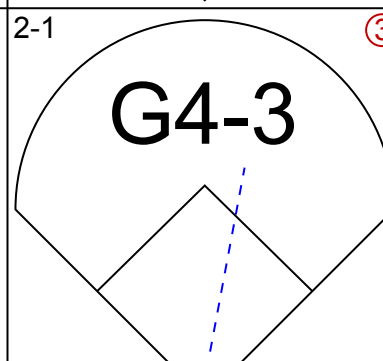
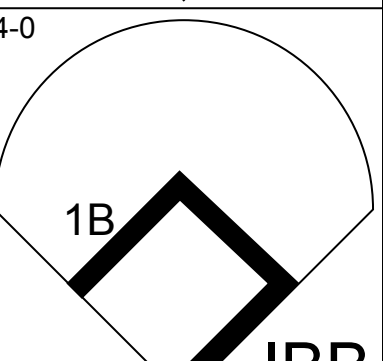


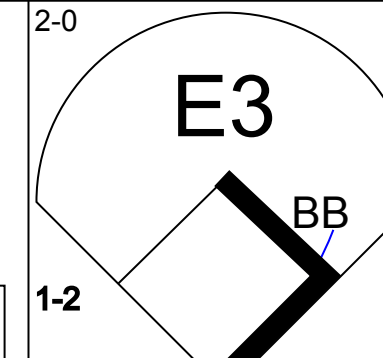
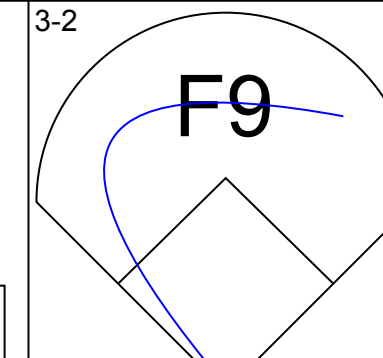

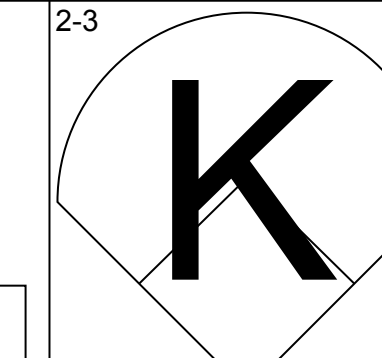
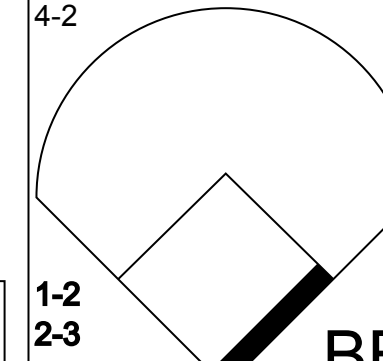
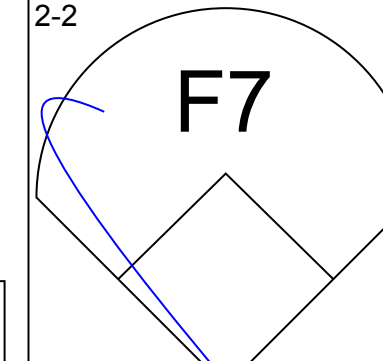

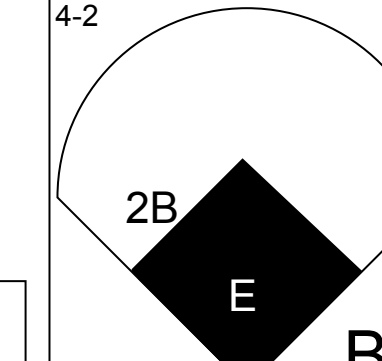
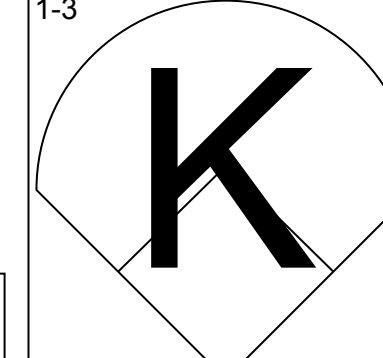
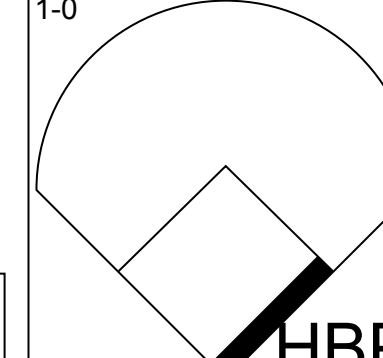
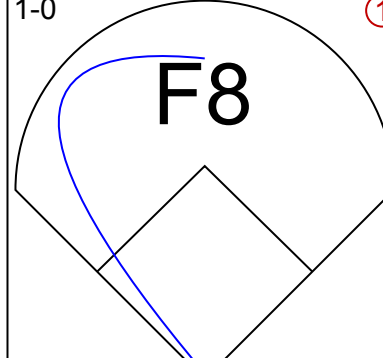
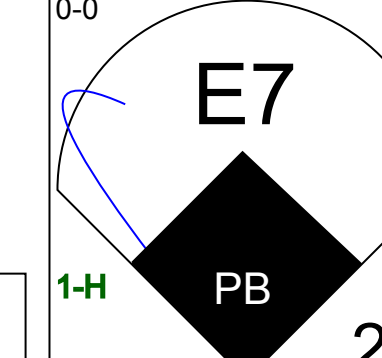

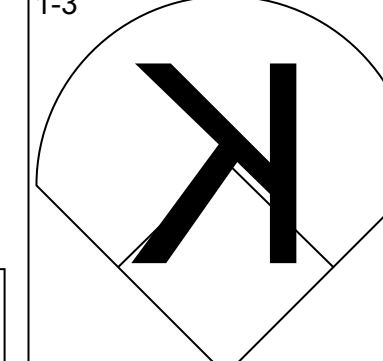
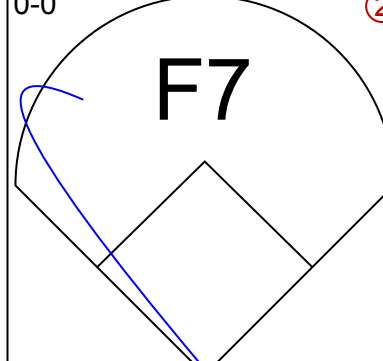
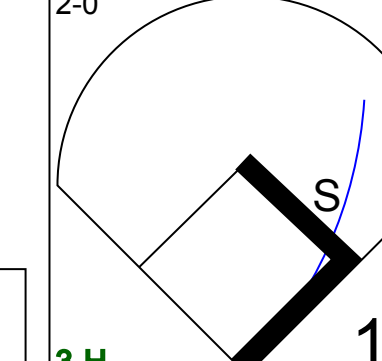
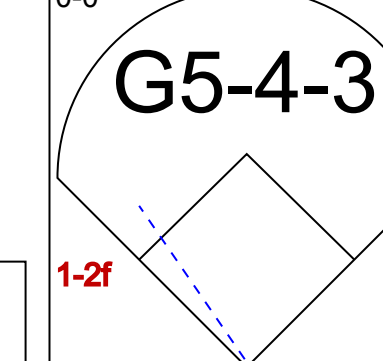

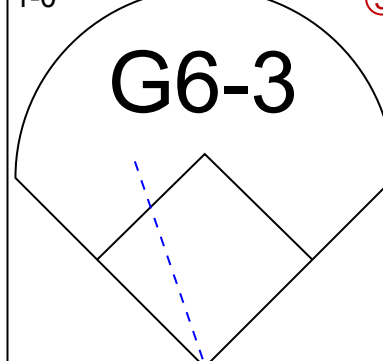
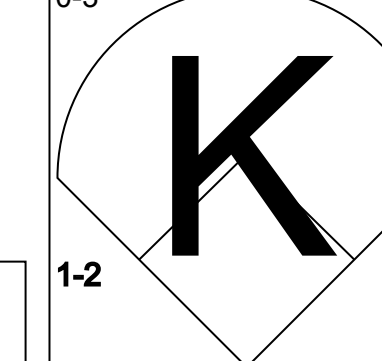
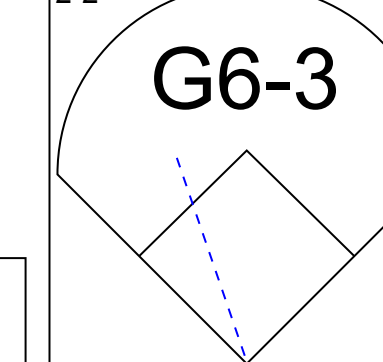



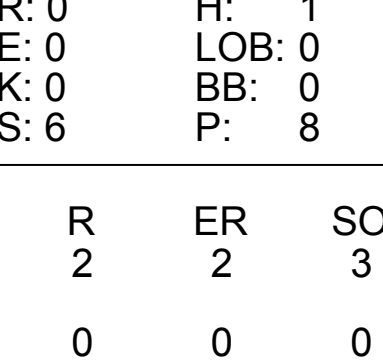
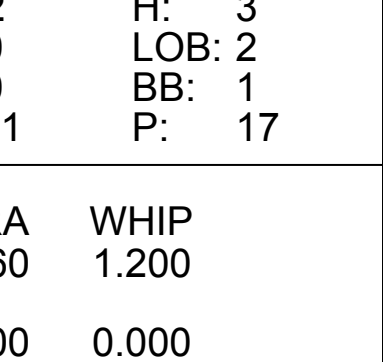
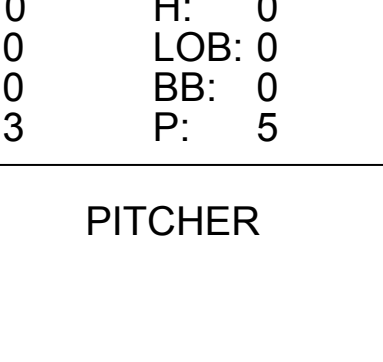
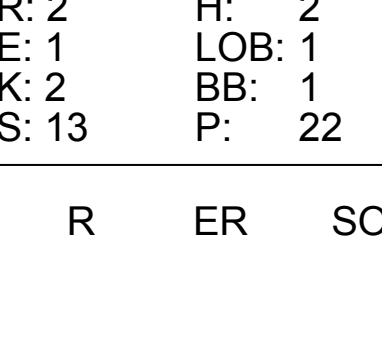

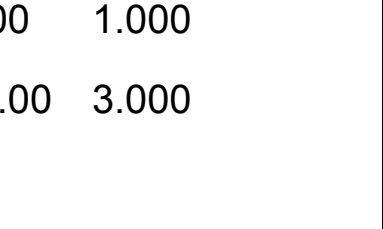


San Diego Padres @ Atlanta Braves
Turner Field, Atlanta, GA
Thu Oct 08 1998, 7:05 PM EDT
Att: 43,083 - Unknown - 62 F

livebaseballscorecards.com

AB 29
R 0
H 3
RBI 0
BB 3
SO 11
LOB 8




Batter	1	2	3	4	5	6	7	8	9	AB	R	H	RBI	BB	SO	LOB	TOP		
Walt Weiss, S OBP: 0.222, SLG: 0.192										5	0	3	1	0	1	0	<p>Atlanta Braves @ San Diego Padres Qualcomm Stadium, San Diego, CA</p> <p>Sat Oct 10 1998, 6:33 AM EDT Att: 62,799 - Sunny - 72 F</p>		
Gerald Williams, R OBP: 0.111, SLG: 0.111										5	0	0	0	0	4	3			
10 Chipper Jones, S OBP: 0.357, SLG: 0.182										4	0	1	0	1	2	2			
Andres Galarraga, R OBP: 0.296, SLG: 0.174										3	0	1	0	2	1	2			
Andruw Jones, R OBP: 0.208, SLG: 0.263										4	0	1	0	0	1	2			
Eddie Pérez, R OBP: 0.375, SLG: 0.750										3	0	2	0	0	0	0			
Marty Malloy, L (8, PR)										0	0	0	0	0	0	0			
Rudy Seanez, R (8, 1)										0	0	0	0	0	0	0			
Danny Bautista, R OBP: 0.250, SLG: 0.500										2	0	0	0	0	0	2			
Ryan Klesko, L OBP: 0.381, SLG: 0.375										0	0	0	0	2	0	0			
Tony Graffanino, R (1, 4)										0	1	0	0	2	0	0			
Michael Tucker, L OBP: 0.375, SLG: 0.538										1	0	0	0	1	3				
Keith Lockhart, L OBP: 0.333, SLG: 0.350										1	0	0	0	0	3				
Greg Maddux, R OBP: 0.206, SLG: 0.400										1	0	0	0	0	3				
Greg Coltrane, R OBP: 0.400, SLG: 0.400										1	0	0	0	1	3				
Dennis Martinez, R (6, PH)										0	0	0	0	0	0				
John Rocker, R (7, 1)										0	0	0	0	0	0				
Javy Lopez, R OBP: 0.313, SLG: 0.457										1	0	0	0	1	3				
Inning Stats	R: 0 E: 0 K: 2 S: 9	H: 0 LOB: 1 BB: 1 P: 17	R: 0 E: 0 K: 0 S: 9	H: 0 LOB: 0 BB: 0 P: 14	R: 1 E: 0 K: 1 S: 16	H: 2 LOB: 2 BB: 1 P: 27	R: 0 E: 0 K: 1 S: 10	H: 1 LOB: 3 BB: 2 P: 19	R: 0 E: 0 K: 2 S: 14	H: 1 LOB: 3 BB: 2 P: 25	R: 0 E: 0 K: 1 S: 7	H: 1 LOB: 0 BB: 0 P: 9	R: 0 E: 0 K: 1 S: 17	H: 2 LOB: 3 BB: 1 P: 23	R: 0 E: 0 K: 2 S: 12	H: 1 LOB: 1 BB: 0 P: 17	1B: 8 2B: 0 3B: 0 HR: 0	SF: 0 SAC: 2 DP: 1 HBP: 0	WP: 0 PA: 40 PB: 0 SB: 1 CS: 0
PITCHER	IP WLS BF H R ER SO BB IBB HBP BLK WP HR S P ERA WHIP																		
Sterling Hitchcock, L ERA: 1.84	(1, 1) 5.0 W 22 3 1 1 6 4 1 0 0 0 0 0 57 97 1.80 1.400																		
Donnie Wall, R ERA: 2.7	(6, 1) 2.0 8 2 0 0 3 0 1 0 0 0 0 0 18 27 0.00 1.000																		
Dan Miceli, R ERA: 2.45	(8, 1) 0.1 3 2 0 0 0 0 0 0 0 0 0 0 9 11 0.00 6.000																		
Randy Myers, L ERA:	(8, 1) 0.1 2 0 0 0 0 1 0 0 0 0 0 0 5 9 0.00 3.000																		
Trevor Hoffman, R ERA: 1.42	(8, 1) 1.1 S 5 1 0 0 3 0 0 0 0 0 0 0 15 20 0.00 0.750																		

Batter	1	2	3	4	5	6	7	8	9	AB	R	H	RBI	BB	SO	LOB	BOTTOM		
QuiVio Veras, S OBP: 0.323, SLG: 0.231										3	0	0	0	1	1	1	<p>Atlanta Braves @ San Diego Padres Qualcomm Stadium, San Diego, CA</p> <p>Sat Oct 10 1998, 6:33 AM EDT Att: 62,799 - Sunny - 72 F</p>		
Steve Finley, L OBP: 0.400, SLG: 0.381										4	1	2	1	0	0	1			
Tony Gwynn, L OBP: 0.250, SLG: 0.296										3	0	0	0	1	0	1			
Ken Caminiti, S OBP: 0.310, SLG: 0.292										4	0	1	1	0	1	1			
Wally Joyner, L OBP: 0.368, SLG: 0.357										2	1	0	0	2	0	2			
Jim Leitz, R OBP: 0.313, SLG: 0.929										2	0	0	0	0	1	3			
Carlos Hernandez, R OBP: 0.417, SLG: 0.499										1	1	1	0	0	0	0			
John Vander Wal, L OBP: 0.333, SLG: 0.667										3	0	1	0	0	1	1			
Ruben Rivera, R OBP: 0.143, SLG: 0.214										1	0	1	0	0	0	0			
Chris Gomez, R OBP: 0.370, SLG: 0.273										4	0	0	0	0	1	2			
Sterling Hitchcock, L OBP: 0.288, SLG: 0.250										2	1	1	0	0	0	0			
Donnie Wall, R ERA: 2.7										0	0	0	0	0	0	0			
Mark Sweeney, L (7, PH)										0	0	0	0	0	0	0			
Dan Miceli, R (8, 1)										0	0	0	0	0	0	0			
Randy Myers, L (8, 1)										0	0	0	0	0	0	0			
Trevor Hoffman, R ERA: 1.42										0	0	0	0	0	0	0			
Inning Stats	R: 0 E: 1 K: 2 S: 15	H: 1 LOB: 3 BB: 1 P: 22	R: 0 E: 0 K: 0 S: 6	H: 1 LOB: 0 BB: 0 P: 8	R: 0 E: 0 K: 0 S: 10	H: 0 LOB: 0 BB: 0 P: 15	R: 0 E: 0 K: 1 S: 12	H: 0 LOB: 1 BB: 0 P: 19	R: 2 E: 0 K: 0 S: 11	H: 3 LOB: 2 BB: 1 P: 17	R: 0 E: 0 K: 0 S: 3	H: 0 LOB: 0 BB: 0 P: 5	R: 0 E: 0 K: 1 S: 8	H: 0 LOB: 0 BB: 1 P: 14	R: 2 E: 1 K: 2 S: 13	H: 2 LOB: 1 BB: 1 P: 22	1B: 5 2B: 2 3B: 0 HR: 0	SF: 0 SAC: 0 DP: 1 HBP: 1	WP: 0 PA: 35 PB: 1 SB: 1 CS: 1
PITCHER	IP WLS BF H R ER SO BB IBB HBP BLK WP HR S P ERA WHIP																		
Greg Maddux, R ERA: 3.0	(1, 1) 5.0 L 23 5 2 2 3 1 1 0 0 0 0 0 3 5 0.00 0.000																		
Dennis Martinez, R ERA:	(6, 1) 1.0 3 0 0 0 0 0 0 0 0 0 0 0 3 5 0.00 0.000																		
John Rocker, L ERA:	(7, 1) 1.0 3 0 0 0 0 1 1 0 0 0 0 0 8 14 0.00 1.000																		
Rudy Seanez, R ERA: 6.0	(8, 1) 1.0 6 2 2 2 2 1 0 0 0 0 0 0 13 22 18.00 3.000																		

AB 31
R 1
H 8
RBI 1
BB 7
SO 12
LOB 26



AB 30
R 4
H 7
RBI 2
BB 4
SO 6
LOB 12



Batter	1	2	3	4	5	6	7	8	9	AB	R	H	RBI	BB	SO	LOB	TOP										
Ozzie Guillen, L (1, 6) OBP: 0.250, SLG: 0.250	L6		F8			F8	1B HR 1B		G4-3	5	1	1	1	0	0	0	Atlanta Braves @ San Diego Padres Qualcomm Stadium, San Diego, CA Sun Oct 11 1998, 6:33 AM EDT Att: 65,042 - Sunny - 73 F										
Keith Lockhart, L (1, 4) OBP: 0.346, SLG: 0.440	F7			10 1B 3B		K	10 BB HR 1B		F9	5	2	2	0	0	1	0											
10 Chipper Jones, S (1, 5) OBP: 0.394, SLG: 0.269	G4-3			G6-4-3 1B		1B	1B 2B HR BB		G6-3	4	2	2	1	1	0	0											
Andres Galarraga, R (1, 3) OBP: 0.355, SLG: 0.320		G1-3 BB		G6-4-3 1-2		1B BB	HR			2	1	1	4	2	0	1											
Ryan Klesko, L (1, 7) John Rocker, R (7, 1) Odalis Perez, L (8, 1) Rudy Seanez, R (8, 1) Kerry Ligtenberg, R (9, 1)		G1-3		G6-3			K			4	0	1	1	0	1	1											
Javy Lopez, R (1, 2) OBP: 0.300, SLG: 0.579					K		HR		G4-3	4	1	1	1	0	2	1											
Andruw Jones, R (1, 8) OBP: 0.250, SLG: 0.304						F7	WP 1B		1B 1B	4	1	2	0	0	1	1											
Michael Tucker, L (1, 9) Gerald Williams, R (7, PH) Gerald Williams, R (7, 9)						K			1B 1B	2	0	1	0	0	1	0											
Denny Neagle, L (1, 1) Dennis Martinez, R (6, 1) Greg Colbrunn, R (7, PH) Danny Bautista, R (7, 7)			L7			F8			G5-3 FC5-4-2	2	0	0	0	0	0	1											
										1	0	0	0	0	2												
Inning Stats	R: 0 E: 0 K: 0 S: 10	H: 0 LOB: 0 BB: 0 P: 16	R: 0 E: 0 K: 2 S: 8	H: 0 LOB: 1 BB: 1 P: 16	R: 0 E: 0 K: 1 S: 8	H: 0 LOB: 0 BB: 0 P: 11	R: 1 E: 0 K: 0 S: 8	H: 2 LOB: 0 BB: 0 P: 10	R: 0 E: 0 K: 1 S: 12	H: 1 LOB: 1 BB: 0 P: 17	R: 1 E: 0 K: 1 S: 12	H: 2 LOB: 2 BB: 1 P: 20	R: 6 E: 0 K: 1 S: 23	H: 5 LOB: 0 BB: 1 P: 36	R: 0 E: 0 K: 0 S: 5	H: 2 LOB: 1 BB: 0 P: 6	R: 0 E: 0 K: 0 S: 6	H: 0 LOB: 0 BB: 0 P: 7	1B: 8 2B: 2 3B: 1 HR: 2	SF: 0 SAC: 0 DP: 2 HBP: 0	WP: 1 PB: 0 SB: 0 CS: 0	PA: 39					
PITCHER	IP	WLS	BF	H	R	ER	SO	BB	IBB	HBP	BLK	WP	HR	S	P	ERA	WHIP										
Joey Hamilton, R (1, 1) ERA: 3.88	6.0	L	25	7	4	4	5	2	0	0	0	0	1	60	92	6.00	1.500										
Randy Myers, L (7, 1) ERA: 16.2	0.2		2	1	4	0	1	0	0	0	0	1	0	16	25	0.00	4.500										
Dan Miceli, R (7, 1) ERA: 4.5	0.1		2	1	4	4	1	0	0	0	0	0	1	5	9	108.00	3.000										
Brian Boehringer, R (8, 1) ERA:	1.0		4	2	0	0	0	0	0	0	0	0	0	5	6	0.00	2.000										
24 Mark Langston, L (9, 1) ERA:	1.0		3	0	0	0	0	0	0	0	0	0	0	6	7	0.00	0.000										


Batter	1	2	3	4	5	6	7	8	9	AB	R	H	RBI	BB	SO	LOB	BOTTOM										
Quilvio Veras, S (1, 4) OBP: 0.306, SLG: 0.200	F9		2B BB						K	4	1	0	0	1	3	1	Atlanta Braves @ San Diego Padres Qualcomm Stadium, San Diego, CA Sun Oct 11 1998, 6:33 AM EDT Att: 65,042 - Sunny - 73 F										
Steve Finley, L (1, 8) OBP: 0.375, SLG: 0.360	FC5-4 1B		F7		G4-3		G5-3			4	0	1	0	0	0	1											
Tony Gwynn, L (1, 9) OBP: 0.250, SLG: 0.323	K		1B 1B 2B		G3-1				K	4	1	1	1	0	2	1											
Ken Caminiti, S (1, 5) OBP: 0.333, SLG: 0.296	FC5-4 1-2		1B 1B						F9	3	0	1	0	1	0	1											
Jim Leyritz, R (1, 3) Wally Joyner, L (7, 3) OBP: 0.400, SLG: 0.400		K	1B 1B			HR			G6-4-3 1B	3	1	2	2	0	1	0											
Carlos Hernandez, R (1, 2) OBP: 0.333, SLG: 0.385		1B	K			F6-3			G6-4-3 1-2	4	0	1	0	0	1	4											
Ruben Rivera, R (1, 7) Mark Sweeney, L (9, PH) OBP: 0.176, SLG: 0.294		K			G1-3				G4-3	3	0	1	0	0	1	1											
Chris Gomez, R (1, 6) Dan Miceli, R (7, 1) Brian Boehringer, S (8, 1) 24 Mark Langston, R (9, 1) Greg Myers, L (9, PH)		K							BLK BB	0	0	0	0	0	0	0											
Joey Hamilton, R (1, 1) Randy Myers, L (7, 1) Andy Sheets, R (7, 6) John Vander Wal, L (9, PH) OBP: 0.288, SLG: 0.571			K						K	1	0	0	0	1	0	1											
Inning Stats	R: 0 E: 0 K: 1 S: 10	H: 1 LOB: 1 BB: 0 P: 14	R: 0 E: 0 K: 3 S: 10	H: 1 LOB: 0 BB: 0 P: 16	R: 2 E: 0 K: 2 S: 13	H: 3 LOB: 2 BB: 1 P: 22	R: 0 E: 0 K: 0 S: 5	H: 0 LOB: 0 BB: 0 P: 10	R: 0 E: 0 K: 1 S: 8	H: 0 LOB: 0 BB: 0 P: 10	R: 1 E: 0 K: 0 S: 12	H: 2 LOB: 1 BB: 0 P: 19	R: 0 E: 0 K: 2 S: 8	H: 0 LOB: 0 BB: 0 P: 11	R: 0 E: 0 K: 1 S: 10	H: 1 LOB: 1 BB: 1 P: 18		R: 0 E: 0 K: 2 S: 11	H: 0 LOB: 1 BB: 1 P: 18	1B: 5 2B: 2 3B: 0 HR: 1	SF: 0 SAC: 0 DP: 1 HBP: 0	WP: 0 PB: 0 SB: 0 CS: 0	PA: 37				
PITCHER	IP	WLS	BF	H	R	ER	SO	BB	IBB	HBP	BLK	WP	HR	S	P	ERA	WHIP										
Denny Neagle, L (1, 1) ERA: 4.76	5.2		25	7	3	3	7	1	0	0	0	0	0	2	3	0.00	0.000										
Dennis Martinez, R (6, 1) ERA:	0.1	W	1	0	0	0	0	0	0	0	0	0	0	2	3	0.00	0.000										
John Rocker, L (7, 1) ERA:	1.1		4	0	0	0	3	0	0	0	0	0	0	12	18	0.00	0.000										
Odalis Perez, L (8, 1) ERA: 18.0	0.0		2	1	0	0	0	1	0	0	0	0	0	5	9	∞	∞										
Rudy Seanez, R (8, 1) ERA: 4.91	0.2		1	0	0	0	0	0	0	0	0	0	0	1	2	0.00	0.000										



Batter	1	2	3	4	5	6	7	8	9	AB	R	H	RBI	BB	SO	LOB	TOP								
Quilvio Veras, S OBP: 0.326, SLG: 0.231 (1, 4)	4-0 BB G6-4-3		3-2 G5-3		1-0 G4-3	1-1 1B 1-2 3-H 1B		1-1 G5-3		4	0	1	1	1	0	1									
Tony Gwynn, L OBP: 0.238, SLG: 0.293 Trevor Hoffman, R (9, 1)	0-1 G6-4-3 1-2		2-2 1B			G3		3-1 G6-3		5	0	2	0	0	0	1									
Greg Vaughn, R OBP: 0.333, SLG: 0.478 (1, 7)	3-2 F8		1-2 1B			1B G1-3		4-2 BB		4	1	2	0	1	0	3									
Ken Caminiti, S OBP: 0.333, SLG: 0.389 (1, 5)		1-1 G5-3 1B	1-3 K			3-2 G5-3 1B	2-0 G1-3		1-3 K	5	1	2	0	0	2	3									
Jim Leyritz, R OBP: 0.292, SLG: 0.818 Joey Hamilton, R (7, 1)		3-2 G5-3		3-2 L8		3-2 G5-3	2-2 G5-3		2-3 K	4	0	0	1	0	0	2									
Ruben Rivera, R OBP: 0.158, SLG: 0.263 (9, PH) (9, 9)		1-2 K		3-2 G3		1-2 3-H 1B E	3-2 F8			4	1	1	1	0	1	1									
Wally Joyner, L OBP: 0.407, SLG: 0.409 (1, 3)		1-3 K		2-2 F9		0-0 1B E		0-1 G4-3		3	1	1	0	1	0	0									
Steve Finley, L OBP: 0.395, SLG: 0.323 (1, 8)		4-2 BB				1-2 1B E																			
Chris Gomez, R OBP: 0.324, SLG: 0.226 (1, 6)		2-2 G4-3				2-1 G6-3	4-0 E 1B BB	0-0 P4		3	1	0	0	1	0	2									
Sterling Hitchcock, L OBP: 0.143, SLG: 0.143 Brian Boehringer, S 24 Mark Langston, R Carlos Hernandez, R (6, 1) (7, 1) (7, 2)			1-1 G5-3		2-2 G1-3	0-2 E7 1B 1B		2-0 1B		3	0	0	0	0	0	1									
Inning Stats	R: 0 E: 0 K: 0 S: 5	H: 0 LOB: 0 BB: 1 P: 12	R: 0 E: 0 K: 1 S: 14	H: 1 LOB: 2 BB: 1 P: 25	R: 0 E: 0 K: 1 S: 14	H: 2 LOB: 2 BB: 0 P: 22	R: 0 E: 0 K: 0 S: 12	H: 0 LOB: 0 BB: 0 P: 20	R: 0 E: 0 K: 0 S: 7	H: 0 LOB: 0 BB: 0 P: 12	R: 5 E: 1 K: 0 S: 23	H: 6 LOB: 3 BB: 1 P: 38	R: 0 E: 0 K: 0 S: 8	H: 0 LOB: 0 BB: 0 P: 15	R: 0 E: 0 K: 0 S: 6	H: 1 LOB: 1 BB: 0 P: 9	R: 0 E: 0 K: 2 S: 10	H: 0 LOB: 1 BB: 1 P: 20	1B: 10 2B: 0 3B: 0 HR: 0	SF: 0 SAC: 0 DP: 1 HBP: 0	WP: 0 PB: 0 SB: 0 CS: 0	PA: 41			
PITCHER	IP WLS BF H R ER SO BB IBB HBP BLK WP HR S P ERA WHIP	IP WLS BF H R ER SO BB IBB HBP BLK WP HR S P ERA WHIP	IP WLS BF H R ER SO BB IBB HBP BLK WP HR S P ERA WHIP	IP WLS BF H R ER SO BB IBB HBP BLK WP HR S P ERA WHIP	IP WLS BF H R ER SO BB IBB HBP BLK WP HR S P ERA WHIP	IP WLS BF H R ER SO BB IBB HBP BLK WP HR S P ERA WHIP	IP WLS BF H R ER SO BB IBB HBP BLK WP HR S P ERA WHIP	IP WLS BF H R ER SO BB IBB HBP BLK WP HR S P ERA WHIP	IP WLS BF H R ER SO BB IBB HBP BLK WP HR S P ERA WHIP	IP WLS BF H R ER SO BB IBB HBP BLK WP HR S P ERA WHIP	IP WLS BF H R ER SO BB IBB HBP BLK WP HR S P ERA WHIP	IP WLS BF H R ER SO BB IBB HBP BLK WP HR S P ERA WHIP	IP WLS BF H R ER SO BB IBB HBP BLK WP HR S P ERA WHIP	IP WLS BF H R ER SO BB IBB HBP BLK WP HR S P ERA WHIP	IP WLS BF H R ER SO BB IBB HBP BLK WP HR S P ERA WHIP	IP WLS BF H R ER SO BB IBB HBP BLK WP HR S P ERA WHIP	IP WLS BF H R ER SO BB IBB HBP BLK WP HR S P ERA WHIP	IP WLS BF H R ER SO BB IBB HBP BLK WP HR S P ERA WHIP	IP WLS BF H R ER SO BB IBB HBP BLK WP HR S P ERA WHIP	IP WLS BF H R ER SO BB IBB HBP BLK WP HR S P ERA WHIP	IP WLS BF H R ER SO BB IBB HBP BLK WP HR S P ERA WHIP	IP WLS BF H R ER SO BB IBB HBP BLK WP HR S P ERA WHIP	IP WLS BF H R ER SO BB IBB HBP BLK WP HR S P ERA WHIP	IP WLS BF H R ER SO BB IBB HBP BLK WP HR S P ERA WHIP	IP WLS BF H R ER SO BB IBB HBP BLK WP HR S P ERA WHIP

San Diego Padres @ Atlanta Braves
Turner Field, Atlanta, GA
Wed Oct 14 1998, 7:05 PM EDT
Att: 50,988 - Unknown - 77 F


AB	37
R	5
H	10
RBI	3
BB	4
SO	4
LOB	15



Batter	1	2	3	4	5	6	7	8	9	AB	R	H	RBI	BB	SO	LOB	BOTTOM								
Walt Weiss, S OBP: 0.258, SLG: 0.179 (1, 6)	1-3 K		2-1 F9			4-2 BB BB		4-0 10 G3-1 BB		2	0	0	0	2	1	0									
Gerald Williams, R OBP: 0.250, SLG: 0.200 (1, 9) (8, 7)	0-2 G3			1-1 1B 10 S 1B		4-2 BB BB		2-3 K		3	0	1	0	1	1	1									
10 Chipper Jones, S OBP: 0.357, SLG: 0.235 (1, 5)	1-3 K			1-2 G5-3		0-3 K		2-2 G3-1		4	0	0	0	0	2	4									
Andres Galarraga, R OBP: 0.300, SLG: 0.242 (1, 3)		4-2 WP WP BB		1-3 K		0-0 L8		0-0 G1-3		3	0	0	0	1	1	4									
Javy Lopez, R OBP: 0.321, SLG: 0.519 (1, 2)		2-3 K		0-1 1B		2-2 P5		1-3 K		4	0	1	0	0	2	3									
Andruw Jones, R OBP: 0.270, SLG: 0.290 (1, 8)		2-2 G6-3		2-3 1B		2-1 P6		0-1 G6-3		4	0	0	0	0	0	3									
Danny Bautista, R OBP: 0.143, SLG: 0.286 Michael Tucker, L OBP: 0.440, SLG: 0.667 (7, PH) (8, 9)		2-3 K			2-2 G5-3		4-1 BB		1-1 F7	2	0	0	0	0	1	1									
Tony Graffano, R OBP: 0.600, SLG: 0.667 Keith Lockhart, L OBP: 0.300, SLG: 0.379 (8, 4)			3-2 P3		1-3 K		2-3 K			2	0	0	0	0	1	0									
Tom Glavine, L OBP: 0.333, SLG: 0.200 John Rocker, R Dennis Martinez, R Greg Colbrunn, R Denny Neagle, L (1, 1) (6, 1) (6, 1) (7, PH) (8, 1)			0-3 K		0-3 K		0-0 F7			2	0	0	0	0	2	0									
Inning Stats	R: 0 E: 0 K: 2 S: 10	H: 0 LOB: 0 BB: 0 P: 12	R: 0 E: 0 K: 2 S: 13	H: 0 LOB: 1 BB: 1 P: 23	R: 0 E: 0 K: 1 S: 9	H: 0 LOB: 0 BB: 0 P: 14	R: 0 E: 0 K: 1 S: 12	H: 2 LOB: 2 BB: 0 P: 17	R: 0 E: 0 K: 2 S: 9	H: 0 LOB: 0 BB: 0 P: 12	R: 0 E: 0 K: 1 S: 13	H: 0 LOB: 2 BB: 2 P: 23	R: 0 E: 0 K: 1 S: 8	H: 0 LOB: 1 BB: 1 P: 14	R: 0 E: 0 K: 1 S: 9	H: 0 LOB: 1 BB: 1 P: 17	R: 0 E: 0 K: 1 S: 7	H: 0 LOB: 0 BB: 0 P: 9	1B: 2 2B: 0 3B: 0 HR: 0	SF: 0 SAC: 0 DP: 0 HBP: 0	WP: 2 PB: 0 SB: 1 CS: 0	PA: 34			
PITCHER	IP WLS BF H R ER SO BB IBB HBP BLK WP HR S P ERA WHIP	IP WLS BF H R ER SO BB IBB HBP BLK WP HR S P ERA WHIP	IP WLS BF H R ER SO BB IBB HBP BLK WP HR S P ERA WHIP	IP WLS BF H R ER SO BB IBB HBP BLK WP HR S P ERA WHIP	IP WLS BF H R ER SO BB IBB HBP BLK WP HR S P ERA WHIP	IP WLS BF H R ER SO BB IBB HBP BLK WP HR S P ERA WHIP	IP WLS BF H R ER SO BB IBB HBP BLK WP HR S P ERA WHIP	IP WLS BF H R ER SO BB IBB HBP BLK WP HR S P ERA WHIP	IP WLS BF H R ER SO BB IBB HBP BLK WP HR S P ERA WHIP	IP WLS BF H R ER SO BB IBB HBP BLK WP HR S P ERA WHIP	IP WLS BF H R ER SO BB IBB HBP BLK WP HR S P ERA WHIP	IP WLS BF H R ER SO BB IBB HBP BLK WP HR S P ERA WHIP	IP WLS BF H R ER SO BB IBB HBP BLK WP HR S P ERA WHIP	IP WLS BF H R ER SO BB IBB HBP BLK WP HR S P ERA WHIP	IP WLS BF H R ER SO BB IBB HBP BLK WP HR S P ERA WHIP	IP WLS BF H R ER SO BB IBB HBP BLK WP HR S P ERA WHIP	IP WLS BF H R ER SO BB IBB HBP BLK WP HR S P ERA WHIP	IP WLS BF H R ER SO BB IBB HBP BLK WP HR S P ERA WHIP	IP WLS BF H R ER SO BB IBB HBP BLK WP HR S P ERA WHIP	IP WLS BF H R ER SO BB IBB HBP BLK WP HR S P ERA WHIP	IP WLS BF H R ER SO BB IBB HBP BLK WP HR S P ERA WHIP	IP WLS BF H R ER SO BB IBB HBP BLK WP HR S P ERA WHIP	IP WLS BF H R ER SO BB IBB HBP BLK WP HR S P ERA WHIP	IP WLS BF H R ER SO BB IBB HBP BLK WP HR S P ERA WHIP	IP WLS BF H R ER SO BB IBB HBP BLK WP HR S P ERA WHIP

San Diego Padres @ Atlanta Braves
Turner Field, Atlanta, GA
Wed Oct 14 1998, 7:05 PM EDT
Att: 50,988 - Unknown - 77 F

AB	29
R	0
H	2
RBI	0
BB	5
SO	12
LOB	18



Batter	1	2	3	4	5	6	7	8	9	AB	R	H	RBI	BB	SO	LOB	TOP										
Quilvio Veras, S OBP: 0.333, SLG: 0.233 (1,4)										4	1	1	0	1	0	1	San Diego Padres @ New York Yankees Yankee Stadium, Bronx, NY Sat Oct 17 1998, 7:05 PM EDT Att: 56,712 - Unknown - 54 F livebaseballscorecards.com										
Tony Gwynn, L OBP: 0.283, SLG: 0.400 (1,9)										4	1	3	2	0	0	1											
Greg Vaughn, R OBP: 0.357, SLG: 0.704 (1,7)										4	3	2	3	0	0	3											
Ken Caminiti, S OBP: 0.326, SLG: 0.359 (1,5)										3	0	0	0	1	2	1											
Jim Leyritz, R OBP: 0.250, SLG: 0.692 (1,10)										4	0	0	0	0	2	2											
Wally Joyner, L OBP: 0.387, SLG: 0.360 (1,3)										3	0	0	0	1	1	1											
Steve Finley, L OBP: 0.381, SLG: 0.343 (1,8)										4	0	1	0	0	0	3											
Carlos Hernandez, R OBP: 0.371, SLG: 0.364 (1,2)										3	0	0	0	0	0	1											
Greg Myers, L OBP: 0.667, SLG: 2.000 (9, PH)										1	0	0	0	0	1	0											
Chris Gomez, R OBP: 0.325, SLG: 0.235 (1,6)										3	1	1	0	0	0	0											
John Vander Wal, L OBP: 0.364, SLG: 0.618 (9, PH)										1	0	0	0	0	1	0											
Inning Stats	R: 0 E: 0 K: 1 S: 15	H: 1 LOB: 1 BB: 1 P: 22	R: 0 E: 0 K: 1 S: 10	H: 1 LOB: 1 BB: 0 P: 13	R: 2 E: 0 K: 1 S: 15	H: 2 LOB: 0 BB: 0 P: 18	R: 0 E: 0 K: 1 S: 7	H: 0 LOB: 0 BB: 0 P: 10	R: 3 E: 0 K: 0 S: 14	H: 3 LOB: 0 BB: 0 P: 20	R: 0 E: 0 K: 0 S: 10	H: 0 LOB: 0 BB: 1 P: 16	R: 0 E: 0 K: 0 S: 8	H: 0 LOB: 0 BB: 0 P: 14	R: 1 E: 1 K: 1 S: 17	H: 1 LOB: 2 BB: 1 P: 27	R: 0 E: 0 K: 2 S: 11	H: 0 LOB: 0 BB: 0 P: 13	1B: 4 2B: 2 3B: 0 HR: 3	SF: 0 SAC: 0 DP: 2 HBP: 0	WP: 0 PB: 0 CS: 0	PA: 37					
PITCHER	IP	WLS	BF	H	R	ER	SO	BB	IBB	HBP	BLK	WP	HR	S	P	ERA	WHIP										
David Wells, L ERA: 2.93 (1,1)	7.0	W	28	7	5	5	4	2	0	0	0	0	3	79	113	6.43	1.286										
Jeff Nelson, R ERA: 5.73 (8,1)	0.2		4	1	1	0	1	1	0	0	0	0	0	9	15	0.00	3.000										
42 Mariano Rivera, R ERA: (8,1)	1.1	S	5	0	0	0	2	0	0	0	0	0	0	19	25	0.00	0.000										

Batter	1	2	3	4	5	6	7	8	9	AB	R	H	RBI	BB	SO	LOB	BOTTOM										
Chuck Knoblauch, R OBP: 0.319, SLG: 0.300 (1,4)										4	1	2	3	0	1	2	San Diego Padres @ New York Yankees Yankee Stadium, Bronx, NY Sat Oct 17 1998, 7:05 PM EDT Att: 56,712 - Unknown - 54 F livebaseballscorecards.com										
2 Derek Jeter, R OBP: 0.279, SLG: 0.263 (1,6)										4	1	1	0	1	0	2											
Paul O'Neill, L OBP: 0.333, SLG: 0.512 (1,9)										5	0	0	0	0	1	6											
Bernie Williams, S OBP: 0.378, SLG: 0.250 (1,8)										4	1	0	0	1	3	3											
Chili Davis, S OBP: 0.333, SLG: 0.435 (1,10)										3	2	1	0	1	0	0											
Tino Martinez, L OBP: 0.333, SLG: 0.364 (1,3)										3	2	1	4	1	1	0											
Scott Brosius, R OBP: 0.351, SLG: 0.529 (1,5)										4	0	1	0	0	1	2											
20 Jorge Posada, S OBP: 0.409, SLG: 0.375 (1,2)										3	1	1	0	1	1	0											
Ricky Ledee, L OBP: 0.333, SLG: 0.375 (1,7)										3	1	2	2	1	0	0											
Inning Stats	R: 0 E: 0 K: 0 S: 8	H: 0 LOB: 0 BB: 0 P: 12	R: 2 E: 0 K: 2 S: 16	H: 2 LOB: 2 BB: 2 P: 32	R: 0 E: 0 K: 1 S: 12	H: 0 LOB: 0 BB: 0 P: 20	R: 0 E: 0 K: 0 S: 5	H: 1 LOB: 1 BB: 0 P: 8	R: 0 E: 0 K: 0 S: 8	H: 2 LOB: 2 BB: 0 P: 12	R: 0 E: 0 K: 2 S: 10	H: 0 LOB: 0 BB: 0 P: 15	R: 7 E: 0 K: 0 S: 13	H: 4 LOB: 0 BB: 3 P: 32	R: 0 E: 1 K: 3 S: 16	H: 0 LOB: 3 BB: 1 P: 30		1B: 6 2B: 1 3B: 0 HR: 2	SF: 0 SAC: 0 DP: 0 HBP: 1	WP: 1 PB: 0 CS: 0	PA: 40						
PITCHER	IP	WLS	BF	H	R	ER	SO	BB	IBB	HBP	BLK	WP	HR	S	P	ERA	WHIP										
Kevin Brown, R ERA: 2.3 (1,1)	6.1		27	6	4	4	5	3	0	0	0	0	1	2	4												
Donnie Watt, R ERA: 9.0 (7,1)	0.0	L	2	2	1	1	0	0	0	0	0	0	1	2	4												
24 Mark Langston, L ERA: 13.5 (7,1)	0.2		5	1	4	4	0	1	1	0	0	1	1	9	21	54.00	3.000										
Brian Boehringer, R ERA: (8,1)	0.1		4	0	0	0	1	1	0	1	0	0	0	10	22	0.00	3.000										
Randy Myers, L ERA: 16.13 (8,1)	0.2		2	0	0	0	2	0	0	0	0	0	0	6	8	0.00	0.000										

Batter	1	2	3	4	5	6	7	8	9	AB	R	H	RBI	BB	SO	LOB	TOP								
Quilvio Veras, S OBP: 0.321, SLG: 0.250	0-3 K		2-3 K		2-1 2B		0-0 F7	0-3 K		5	0	1	1	0	3	4	San Diego Padres @ New York Yankees Yankee Stadium, Bronx, NY Sun Oct 18 1998, 7:05 PM EDT Att: 56,692 - Unknown - 69 F								
Tony Gwynn, L OBP: 0.294, SLG: 0.388	0-0 1B		2-2 F7		0-0 G1-3		4-1 BB		1-1 L6	4	0	1	0	1	0	1									
Greg Vaughn, R OBP: 0.333, SLG: 0.613	4-2 1B		1-0 P6			2-3 K	1-1 P6		1-2 G5-3	4	0	0	0	1	1	3									
Ken Caminiti, S OBP: 0.314, SLG: 0.364	0-3 K			2-0 L3		0-1 F7		0-0 G4-3 2B	2-3 K	5	1	1	0	0	2	2									
Wally Joyner, L OBP: 0.382, SLG: 0.333	1-0 F9			1-1 G4-3		4-1 BB		2-3 K		2	0	0	0	1	0	2									
Jim Leitz, R OBP: 0.241, SLG: 0.667										1	0	0	0	0	1	1									
Steve Finley, L OBP: 0.348, SLG: 0.308				1-1 G3-1		0-0 P4		3-2 G4-3		4	0	0	0	0	1	2									
John Vander Wal, L OBP: 0.429, SLG: 0.857																									
Ruben Rivera, R OBP: 0.200, SLG: 0.350										3	0	2	0	0	1	0									
Greg Myers, L OBP: 0.333, SLG: 0.800										1	1	1	1	0	0	0									
Carlos Hernandez, R OBP: 0.389, SLG: 0.382										3	0	0	0	0	1	2									
Chris Gomez, R OBP: 0.349, SLG: 0.324										1	0	1	1	0	0	0									
Mark Sweeney, L OBP: 0.300, SLG: 0.250										0	0	0	0	0	0	0									
Andy Sheets, R										0	0	0	0	0	0	0									
Inning Stats	R: 0 E: 0 K: 2 S: 12	H: 1 LOB: 2 BB: 1 P: 17	R: 0 E: 0 K: 1 S: 12	H: 1 LOB: 1 BB: 0 P: 21	R: 0 E: 0 K: 1 S: 8	H: 0 LOB: 0 BB: 0 P: 13	R: 0 E: 0 K: 0 S: 5	H: 0 LOB: 0 BB: 0 P: 9	R: 1 E: 0 K: 1 S: 11	H: 2 LOB: 1 BB: 0 P: 17	R: 0 E: 0 K: 1 S: 7	H: 0 LOB: 1 BB: 1 P: 13	R: 0 E: 0 K: 0 S: 15	H: 2 LOB: 3 BB: 1 P: 25	R: 2 E: 0 K: 2 S: 19	H: 4 LOB: 2 BB: 0 P: 28	R: 0 E: 0 K: 1 S: 11	H: 0 LOB: 0 BB: 0 P: 15	1B: 5 2B: 4 3B: 1 HR: 0	SF: 0 SAC: 0 DP: 0 HBP: 0	WP: 0 PB: 0 SB: 0 CS: 0	PA: 40			
PITCHER	IP	WLS	BF	H	R	ER	SO	BB	IBB	HBP	BLK	WP	HR	S	P	ERA	WHIP								
Orlando Hernandez, R ERA: 0.64	7.0	W	30	6	1	1	7	3	0	0	0	0	0	70	115	1.29	1.286								
Mike Stanton, L ERA: 4.15	0.2		5	3	2	2	1	0	0	0	0	0	0	14	22	27.00	4.500								
Jeff Nelson, R ERA: 4.5	1.1		5	1	0	0	2	0	0	0	0	0	0	16	21	0.00	0.750								

Batter	1	2	3	4	5	6	7	8	9	AB	R	H	RBI	BB	SO	LOB	BOTTOM								
Chuck Knoblauch, R OBP: 0.365, SLG: 0.326	4-2 E 2S BB	0-1 2B 1B	1-3 K		3-1 1B		4-2 G1-6-3 BB			3	2	2	0	2	1	1	San Diego Padres @ New York Yankees Yankee Stadium, Bronx, NY Sun Oct 18 1998, 7:05 PM EDT Att: 56,692 - Unknown - 69 F								
Derek Jeter, R OBP: 0.292, SLG: 0.279	1-1 G1-3	2-1 HR 1B		1-2 G6-3 1B	2-3 K		0-2 G1-6-3			5	1	2	1	0	1	5									
Paul O'Neill, L OBP: 0.320, SLG: 0.478	0-0 E5 G1-3 1B	0-1 F7		3-2 G6-3 1B	1-0 G4-3			0-0 BB FC1-2 1B		5	1	1	0	0	0	4									
Bernie Williams, S OBP: 0.380, SLG: 0.325	1-0 G1-3	3-2 HR		1-2 F8		0-1 L9		4-2 FC1-2 BB		4	1	1	2	1	0	2									
Chili Davis, S OBP: 0.375, SLG: 0.423	1-0 1B	3-3 K		3-3 K		4-2 1B		4-0 FC1-2 BB		3	1	1	1	2	2	1									
Homer Bush, R	2-1 1B							1-2 FC1-2 BB		0	0	0	0	0	0	0									
Tino Martinez, L OBP: 0.382, SLG: 0.395	2-2 1B		1-2 20 G4-6-3 2B 1B		2-1 P5	3-2 G4-3 1B		1-2 FC1-2		5	1	3	0	0	0	3									
Scott Brosius, R OBP: 0.381, SLG: 0.538	0-1 1B		0-0 20 G4-6-3 1B		0-0 HR	0-2 G4-3 1B		1-2 K		5	1	3	1	0	1	5									
20 Jorge Posada, S OBP: 0.407, SLG: 0.500	1-2 G4-3		0-0 G4-6-3		1-2 HR		4-2 BB BB	1-1 F8		4	1	1	2	1	0	7									
Ricky Ledee, L OBP: 0.462, SLG: 0.545		2-2 2 CS 1B	3-1 3H 2B		4-2 1B		1-0 L9			3	0	2	1	1	0	1									
Inning Stats	R: 3 E: 1 K: 0 S: 19	H: 3 LOB: 2 BB: 1 P: 29	R: 3 E: 0 K: 1 S: 19	H: 4 LOB: 0 BB: 0 P: 28	R: 1 E: 0 K: 1 S: 12	H: 3 LOB: 1 BB: 0 P: 17	R: 0 E: 0 K: 1 S: 13	H: 1 LOB: 1 BB: 0 P: 21	R: 2 E: 0 K: 1 S: 15	H: 3 LOB: 2 BB: 1 P: 28	R: 0 E: 0 K: 0 S: 11	H: 1 LOB: 1 BB: 1 P: 18	R: 0 E: 0 K: 0 S: 9	H: 0 LOB: 1 BB: 2 P: 18	R: 0 E: 0 K: 1 S: 15	H: 1 LOB: 3 BB: 2 P: 25		R: 0 E: 0 K: 1 S: 11	H: 0 LOB: 0 BB: 0 P: 15	1B: 13 2B: 1 3B: 0 HR: 2	SF: 0 SAC: 0 DP: 3 HBP: 0	WP: 0 PB: 0 SB: 1 CS: 1	PA: 44		
PITCHER	IP	WLS	BF	H	R	ER	SO	BB	IBB	HBP	BLK	WP	HR	S	P	ERA		WHIP							
Andy Ashby, R ERA: 4.58	2.2	L	18	10	7	4	1	1	0	0	0	0	1	45	68	13.50	4.125								
Brian Boehringer, R ERA: 3.6	1.2		10	4	2	2	2	1	0	0	0	0	0	29	48	10.80	3.000								
Donne Wall, R ERA: 5.4	2.2		10	1	0	0	1	3	0	0	0	0	0	24	43	0.00	1.500								
Dan Miceli, R ERA: 3.6	1.0		6	1	0	0	1	2	0	0	0	0	0	15	25	0.00	3.000								



Batter	1	2	3	4	5	6	7	8	9	AB	R	H	RBI	BB	SO	LOB	TOP								
Chuck Knoblauch R (1.4) OBP: 0.355, SLG: 0.308	G6-3			G4-3		G4-3	G4-3			5	0	1	0	0	0	1	New York Yankees @ San Diego Padres Qualcomm Stadium, San Diego, CA Wed Oct 21 1998, 10:05 PM EDT Att: 65,427 - Unknown - 71 F AB 34 R 3 H 9 RBI 3 BB 3 SO 8 LOB 18								
2 Derek Jeter R (1.6) OBP: 0.326, SLG: 0.294	K			G4-3 1B		2B G1-3 1B		G5-3 1B BB	F8	4	2	2	0	1	1										
Paul O'Neill L (1.9) OBP: 0.333, SLG: 0.473	G1-3			G4-3		G1-3 2B		1B G5-3 1B SF7	L4	5	1	2	0	0	2										
Bernie Williams S (1.8) OBP: 0.328, SLG: 0.271		G1-3		P6		G1-3		G5-3		4	0	0	1	0	4										
Tino Martinez L (1.3) OBP: 0.382, SLG: 0.372	K					2B 1B		1B IBB		2	0	1	0	2	1										
Scott Brosius R (1.5) OBP: 0.400, SLG: 0.660	F8					K		K		4	0	1	1	0	2										
Ricky Ledee L (1.7) OBP: 0.444, SLG: 0.600				K		1-1 2B		SH2-4 1B	SF7	3	0	2	1	0	1										
Joe Girardi R (1.2) OBP: 0.273, SLG: 0.238				F9		G1-3		K	G4-3	4	0	0	0	0	1										
Andy Pettitte L (1.1) Jeff Nelson R (8.1) 42 Mariano Rivera R (8.1)	K			K		K		SH2-4	P4	2	0	0	0	0	2										
Inning Stats	R: 0 E: 0 K: 1 S: 8	H: 0 LOB: 0 BB: 0 P: 12	R: 0 E: 0 K: 1 S: 6	H: 0 LOB: 0 BB: 0 P: 11	R: 0 E: 0 K: 2 S: 9	H: 0 LOB: 0 BB: 0 P: 12	R: 0 E: 0 K: 0 S: 8	H: 1 LOB: 1 BB: 0 P: 10	R: 0 E: 0 K: 2 S: 12	H: 2 LOB: 2 BB: 0 P: 18	R: 1 E: 0 K: 1 S: 11	H: 2 LOB: 2 BB: 1 P: 19	R: 0 E: 0 K: 1 S: 9	H: 1 LOB: 1 BB: 0 P: 12	R: 2 E: 0 K: 0 S: 10	H: 2 LOB: 2 BB: 2 P: 24	R: 0 E: 0 K: 0 S: 11	H: 1 LOB: 1 BB: 0 P: 16	1B: 7 2B: 2 3B: 0 HR: 0	SF: 1 SAC: 1 DP: 0 HBP: 0	WP: 0 PB: 0 SB: 0 CS: 0	PA: 39			
PITCHER	IP	WLS	BF	H	R	ER	SO	BB	IBB	HBP	BLK	WP	HR	S	P	ERA	WHIP								
Kevin Brown R (1.1) ERA: 2.52	8.0	L	35	8	3	3	8	1	2	0	0	0	0	73	118	3.38	1.125								
Dan Miceli R (9.1) ERA: 3.18	0.2		3	1	0	0	0	0	0	0	0	0	0	10	13	0.00	1.500								
Randy Myers L (9.1) ERA: 12.0	0.1		1	0	0	0	0	0	0	0	0	0	0	1	3	0.00	0.000								

Batter	1	2	3	4	5	6	7	8	9	AB	R	H	RBI	BB	SO	LOB	BOTTOM								
Quilvio Veras S (1.4) OBP: 0.328, SLG: 0.259	K			G3		G1-3		1B 1B BB		3	0	0	0	1	1	New York Yankees @ San Diego Padres Qualcomm Stadium, San Diego, CA Wed Oct 21 1998, 10:05 PM EDT Att: 65,427 - Unknown - 71 F AB 32 R 0 H 7 RBI 0 BB 3 SO 5 LOB 16									
Tony Gwynn L (1.9) OBP: 0.322, SLG: 0.404	G4-3			G4-3		FC6-4 1B		1B 1B		4	0	2	0	0	0										
Greg Vaughn R (1.7) OBP: 0.268, SLG: 0.500	F7			G6-3		FC6-4 G4-6-3		K		4	0	0	0	0	1										
Ken Caminiti S (1.5) OBP: 0.305, SLG: 0.340		G5-3		K		G4-6-3		1B		4	0	1	0	0	1										
Jim Leyritz R (1.3) OBP: 0.229, SLG: 0.563		BB 1B BB		G2-3		G1-3		F8		3	0	0	0	1	0										
Ruben Rivera R (1.8) OBP: 0.292, SLG: 0.458		BB 1B		G6-3		FC6-4 2B		G6-4-3 1B		4	0	3	0	0	0										
Carlos Hernandez R (1.2) OBP: 0.397, SLG: 0.350		K		K		FC1-4-5		G6-4-3		4	0	0	0	0	2										
Chris Gomez R (1.6) OBP: 0.347, SLG: 0.310				G1-3		F9		G5-3		2	0	0	0	1	0										
Mark Sweeney L (9. PH) OBP: 0.500, SLG: 0.333		BB								1	0	0	0	0	0										
Kevin Brown R (1.1) OBP: 0.333, SLG: 0.333		B2-3						F8		2	0	1	0	0	0										
John Vander Wal L (8. PH) OBP: 0.400, SLG: 0.800										1	0	0	0	0	0										
Dan Miceli R (9.1)										0	0	0	0	0	0										
Randy Myers L (9.1)										0	0	0	0	0	0										
Inning Stats	R: 0 E: 0 K: 1 S: 6	H: 0 LOB: 0 BB: 0 P: 10	R: 0 E: 0 K: 1 S: 10	H: 1 LOB: 2 BB: 2 P: 20	R: 0 E: 0 K: 0 S: 6	H: 0 LOB: 0 BB: 0 P: 8	R: 0 E: 0 K: 1 S: 10	H: 0 LOB: 0 BB: 0 P: 17	R: 0 E: 0 K: 1 S: 11	H: 1 LOB: 1 BB: 0 P: 15	R: 0 E: 0 K: 0 S: 6	H: 1 LOB: 0 BB: 0 P: 6	R: 0 E: 0 K: 0 S: 7	H: 1 LOB: 1 BB: 0 P: 12	R: 0 E: 0 K: 1 S: 15	H: 2 LOB: 3 BB: 1 P: 25	R: 0 E: 0 K: 0 S: 8	H: 1 LOB: 0 BB: 0 P: 13	1B: 6 2B: 1 3B: 0 HR: 0	SF: 0 SAC: 0 DP: 2 HBP: 0	WP: 0 PB: 0 SB: 0 CS: 0	PA: 35			
PITCHER	IP	WLS	BF	H	R	ER	SO	BB	IBB	HBP	BLK	WP	HR	S	P	ERA	WHIP								
Andy Pettitte L (1.1) ERA: 3.32	7.1	W	29	5	0	0	4	3	0	0	0	0	0	64	101	0.00	1.091								
Jeff Nelson R (8.1) ERA: 4.29	0.1		1	0	0	0	1	0	0	0	0	0	0	3	5	0.00	0.000								
42 Mariano Rivera R (8.1) ERA:	1.1	S	5	2	0	0	0	0	0	0	0	0	0	12	20	0.00	1.500								