

San Diego Padres - 1999

BOTTOM

Colorado Rockies @ San Diego Padres
Estadio de Beisbol Monterrey, Monterrey, MX

Sun Apr 04 1999, 8:05 PM EDT
Att: 27,104 - Unknown - 82 F

livebaseballscorecards.com

AB	32
R	2
H	6
RBI	2
BB	6
SO	8
LOB	16



WP:	0	PA:	38
PB:	0		
SB:	1		
CS:	0		

AB R H RBI BB SO LOB

5	0	1	1	0	1	1
2	1	0	0	2	1	0
0	0	0	0	0	0	0
1	0	0	0	0	0	1
4	0	1	1	0	0	2
2	0	1	0	2	1	1
1	0	0	0	2	0	1
1	0	0	0	0	1	1
4	0	0	0	0	2	5
4	0	1	0	0	1	2
0	0	0	0	0	0	0
4	0	0	0	0	1	1
0	0	0	0	0	0	0
1	0	0	0	0	0	1
1	0	0	0	0	0	0
0	0	0	0	0	0	0
2	1	2	0	0	0	0

Batter	1	2	3	4	5	6	7	8	9
Quilvio Veras, S OBP: 0.200, SLG: 0.200 (1, 4)	2-2 P6		2-0 G3		1-0 F8		1-0 BB 2-H 1B		0-3
Reggie Sanders, R Trevor Hoffman, R Eric Owens, R (1, 7) (8, 1) (9, 8)	4-2 S 1B BB		2-3			2-0 P4	4-1 FC6-4 SAFE BB		1-1 FC5-4 1-2f
Tony Gwynn, L OBP: 0.250, SLG: 0.250 (1, 9)	3-1 1-H 1B		0-2 L6			1-0 L3	2-0 FC6-4 1-2f		
Wally Joyner, L OBP: 0.750, SLG: 0.500 (1, 3)	0-3 K			2-2 G5-4-3 BB 1B		4-2 BB BB		4-2 BB	
Greg Myers, L Jim Leyritz, R (1, 2) (8, PH) (9, 2)	0-0 L7			4-2 BB SAFE 1-2 BB		4-0 BB BB		0-3 K	
George Arias, R (1, 5)		3-1 G5-3		3-2 G5-4-3 1-2f 2-3		0-3 K		1-3 K	
Ruben Rivera, R Dan Miceli, R (1, 8) (9, 1)		0-0 1B		0-2 G2-3		2-2 F9		3-3 K	
Chris Gomez, R (1, 6)		0-0 F9			0-1 L9		1-3 K		1-1 G6-3
Andy Ashby, R Brian Boehringer, S Dave Magadan, L Carlos Reyes, S John Vander Wal, L OBP: 1.000, SLG: 1.500 (1, 1) (2, 1) (5, PH) (6, 1) (7, PH) (8, 7)		0-0 G1-3			0-0 G4-3		2-0 BB 1B 2B		0-1 FC5-4 1B

Inning Stats	R: 1	H: 1	E: 0	LOB: 1	K: 1	S: 12	P: 21	R: 0	H: 1	E: 0	LOB: 1	K: 0	S: 5	P: 8	R: 0	H: 0	E: 0	LOB: 0	K: 1	S: 7	P: 11	R: 0	H: 1	E: 0	LOB: 1	K: 0	S: 15	P: 24	R: 0	H: 0	E: 0	LOB: 0	K: 0	S: 4	P: 5	R: 0	H: 0	E: 0	LOB: 2	K: 1	S: 7	P: 18	R: 1	H: 2	E: 0	LOB: 2	K: 1	S: 10	P: 22	R: 0	H: 0	E: 0	LOB: 1	K: 3	S: 13	P: 21	R: 0	H: 1	E: 0	LOB: 1	K: 1	S: 9	P: 11	1B: 5	2B: 1	3B: 0	HR: 0	SF: 0	SAC: 0	DP: 1	HBP: 0	WP: 0	PA: 38
--------------	------	------	------	--------	------	-------	-------	------	------	------	--------	------	------	------	------	------	------	--------	------	------	-------	------	------	------	--------	------	-------	-------	------	------	------	--------	------	------	------	------	------	------	--------	------	------	-------	------	------	------	--------	------	-------	-------	------	------	------	--------	------	-------	-------	------	------	------	--------	------	------	-------	-------	-------	-------	-------	-------	--------	-------	--------	-------	--------

PITCHER	IP	WLS	BF	H	R	ER	SO	BB	IBB	HBP	BLK	WP	HR	S	P	ERA	WHIP
Darryl Kile, R ERA: 2.7 (1, 1)	6.2		28	5	2	2	4	4	0	0	0	0	0	58	101	2.70	1.350
Curt Leskanic, R ERA: (7, 1)	0.0		1	0	0	0	0	1	0	0	0	0	0	1	5	∞	∞
Chuck McElroy, L ERA: (7, 1)	1.1		5	0	0	0	3	1	0	0	0	0	0	14	24	0.00	0.750
Dave Veres, R ERA: (9, 1)	1.0		4	1	0	0	1	0	0	0	0	0	0	9	11	0.00	1.000

Batter	1	2	3	4	5	6	7	8	9	AB R H RBI BB SO LOB	TOP												
Darryl Hamilton, L (1, 8) OBP: 0.500, SLG: 0.444	3-1 G3		4-0 BB		2-1 1B		0-2 1B	0-0 F8		4 0 2 0 1 0 1													
Nefti Perez, S (1, 6) OBP: 0.100, SLG: 0.100	1-3 K2-3		0-0 F9		0-3 K2-3		0-0 G5-3		2-1 G5-3	5 0 0 0 0 2 3													
Pat Watkins, R (1, 9) OBP: 0.400, SLG: 0.250	2-1 G6-3			0-0 G4-3		4-2 2B 17 E BB	0-0 1B		0-2 K	4 1 1 0 1 1 0													
Dante Bichette, R (1, 7) OBP: 0.600, SLG: 0.900		1-1 G1-3		0-2 3 WP BB 1B		1-3 K	0-0 1B		0-0 G3-1	5 0 2 0 0 1 1													
Vinny Castilla, R (1, 5) OBP: 0.667, SLG: 0.875		1-3 K		4-1 3 WP BB 1B		0-1 17 E 2B	2-3 K			3 1 1 0 1 2 2													
17 Todd Helton, L (1, 3) OBP: 0.111, SLG: 0.222		0-2 F7		0-3 K		2-1 2B		2-0 E 2B		4 1 1 1 0 1 3													
3 Mike Lansing, R (1, 4) OBP: 0.222, SLG: 0.222			0-3 K	2-3 K		2-3 F9		2-0 F7		4 0 0 0 0 2 5													
Kirt Manwaring, R (1, 2) OBP: 0.625, SLG: 0.667			4-1 SH2-4 BB		0-0 P5	0-0 2B		3-1 E8		2 0 1 1 1 0 0													
Jeff Reed, L (8, PH) OBP: 1.000, SLG: 1.000						1-3 3-H 2B		G2-3 2-H 1B		1 0 1 0 0 0 0													
Pedro Astacio, R (1, 1)			2-1 SH2-4		2-2 G5-3	0-0 G6-3		0-0 G2-3		2 0 0 0 0 0 2													
Bobby Jones, R (7, 1)										0 0 0 0 0 0 0													
Lenny Harris, L (8, PH) OBP: 0.167, SLG: 0.167			1-2							1 0 0 0 0 0 1													
Roberto Ramirez, L (8, 1)										0 0 0 0 0 0 0													
Mike DeJean, R (8, 1)										0 0 0 0 0 0 0													
Inning Stats	R: 0 E: 0 K: 1 S: 8	H: 0 LOB: 0 BB: 0 P: 14	R: 0 E: 0 K: 1 S: 8	H: 0 LOB: 0 BB: 2 P: 10	R: 0 E: 0 K: 1 S: 8	H: 0 LOB: 2 BB: 2 P: 18	R: 0 E: 0 K: 2 S: 12	H: 1 LOB: 2 BB: 1 P: 18	R: 0 E: 0 K: 1 S: 9	H: 1 LOB: 1 BB: 0 P: 13	R: 2 E: 1 K: 1 S: 15	H: 2 LOB: 2 BB: 1 P: 25	R: 0 E: 0 K: 1 S: 11	H: 3 LOB: 2 BB: 0 P: 13	R: 1 E: 1 K: 0 S: 6	H: 2 LOB: 1 BB: 0 P: 13	R: 0 E: 0 K: 1 S: 6	H: 0 LOB: 0 BB: 0 P: 8	1B: 6 2B: 3 3B: 0 HR: 0	SF: 0 SAC: 1 DP: 0 HBP: 0	WP: 1 PB: 0 SB: 0 CS: 0	PA: 40	
PITCHER	IP WLS BF H R ER SO BB IBB HBP BLK WP HR S P ERA WHIP																					PITCHER	IP WLS BF H R ER SO BB IBB HBP BLK WP HR S P ERA WHIP
Sterling Hitchcock, L (1, 1) ERA: 1.69	5.1 W 24 3 2 1 7 4 0 0 0 1 0 54 89 1.69 1.312																						
Carlos Reyes, R (6, 1) ERA: 2.7	1.1 6 3 0 0 0 0 0 0 0 0 0 11 14 0.00 2.250																						
Dan Miceli, R (7, 1) ERA: 5.4	0.2 H 5 3 1 0 1 0 0 0 0 0 0 10 19 0.00 4.500																						
Roberto Rivera, L (8, 1) ERA:	0.2 H 2 0 0 0 0 0 0 0 0 0 0 2 2 0.00 0.000																						
Trevor Hoffman, R (9, 1) ERA:	1.0 S 3 0 0 0 1 0 0 0 0 0 0 6 8 0.00 0.000																						

Colorado Rockies @ San Diego Padres
Qualcomm Stadium, San Diego, CA
Tue Apr 06 1999, 6:05 PM EDT
Att. 61,247 - Cloudy - 65 F

livebaseballscorecards.com

AB	35
R	3
H	9
RBI	2
BB	4
SO	9
LOB	18



Batter	1	2	3	4	5	6	7	8	9
Quilvio Veras, S (1, 4) <small>OBP: 0.333, SLG: 0.143</small>	4-2 			2-1 G6-3 	4-2 		3-1 L7 		
Reggie Sanders, R (1, 7) <small>OBP: 0.375, SLG: 0.167</small>	0-0 F7 			1-2 1B 	3-2 P5 		3-3 K 		
Tony Gwynn, L (1, 9) <small>OBP: 0.375, SLG: 0.375</small>	1-2 G6-4-3 			3-1 1B 		1-1 		1-0 G3 	
Wally Joyner, L (1, 3) <small>OBP: 0.750, SLG: 0.833</small>		0-1 G4-3 		3-1 		3-1 G4-3 		1-2 	
Jim Leyritz, R (1, 2) Carlos Garcia, R (9, 5)		0-3 		0-0 G5-3 		3-0 G4-3 		1-0 	
George Arias, R (1, 5) John Vander Wal, L (8, PH) Trevor Hoffman, R (9, 1)		1-1 G4-3 		3-2 		2-2 G6-3 		2-0 G4-6-3 	
Ruben Rivera, R (1, 8) Dan Miceli, R (7, 1) Roberto Rivera, L (8, 1) Greg Myers, L (9, 2)			1-3 	1-3 		0-3 			
Chris Gomez, R (1, 6)			0-0 G4-3 		1-3 		0-0 P3 		
Sterling Hitchcock, L (1, 1) Carlos Reyes, S (6, 1) Eric Owens, R (7, 8) <small>OBP: 0.500, SLG: 0.500</small>			0-3 		0-0 G1-3 		0-2 		

Inning Stats	R: 0	H: 0	E: 0	K: 6	S: 6	LOB: 0	BB: 11	P: 11
	0	0	0	1	7	0	0	8
	0	0	0	1	7	0	0	8
	0	0	0	2	7	0	0	8
	0	0	0	1	7	0	0	19
	0	0	0	1	11	0	0	17
	0	0	0	1	11	0	0	17
	0	0	0	1	11	0	0	17
	0	0	0	6	11	0	0	11

PITCHER	IP	WLS	BF	H	R	ER	SO	BB	IBB	HBP	BLK	WP	HR	S	P	ERA	WHIP
Pedro Astacio, R (1, 1) <small>ERA: 6.0</small>	6.0	L	25	6	4	4	6	2	0	0	0	1	0	58	95	6.00	1.333
Bobby Jones, L (7, 1) <small>ERA:</small>	1.0		4	1	0	0	1	0	0	0	0	0	0	11	17	0.00	1.000
Roberto Ramirez, L (8, 1) <small>ERA:</small>	0.1		2	1	0	0	0	0	0	0	0	0	0	4	6	0.00	3.000
Mike DeJean, R (8, 1) <small>ERA:</small>	0.2		2	1	0	0	0	0	0	0	0	1	0	2	5	0.00	1.500

BOTTOM

Colorado Rockies @ San Diego Padres
 Qualcomm Stadium, San Diego, CA

Tue Apr 06 1999, 6:05 PM EDT
 Att: 61,247 - Cloudy - 65 F

AB	R	H	RBI	BB	SO	LOB
2	0	0	0	2	0	1
4	1	1	0	0	1	3
4	2	2	0	0	0	1
4	1	3	2	0	0	0
4	0	1	1	0	1	2
0	0	0	0	0	0	0
3	0	1	0	0	0	1
1	0	0	0	0	0	2
0	0	0	0	0	0	0
3	0	0	0	0	3	2
0	0	0	0	0	0	0
0	0	0	0	0	0	0
0	0	0	0	0	0	0
3	0	0	0	0	1	0
2	0	0	0	0	1	0
0	0	0	0	0	0	0
1	0	1	0	0	0	0

AB 31
 R 4
 H 9
 RBI 3
 BB 2
 SO 7
 LOB 12


WP: 3 PA: 33
 PB: 0
 SB: 2
 CS: 0

livebaseballscorecards.com

Batter	1	2	3	4	5	6	7	8	9	AB R H RBI BB SO LOB	TOP						
Darryl Hamilton, L (1, 8) OBP: 0.429, SLG: 0.333	4-2 BB G6-4-3		0-2 G4-3		1-2 G6-3 1-2f			1-1 B1-3 1-2f		3 0 0 0 1 0 3							
Neff Perez, S (1, 6) OBP: 0.143, SLG: 0.214	1-1 F9		0-0 2B			1-2 G3-1		0-0 G3		4 0 1 0 0 0 1							
Lenny Harris, L (1, 9) OBP: 0.100, SLG: 0.100	1-2 G6-4-3 1-2f		0-1 G4-3			0-0 F9			0-2 G4-3	4 0 0 0 0 0 2							
Dante Bichette, R (1, 7) OBP: 0.500, SLG: 0.786		1-2 G5-3		1-1 G3		3-2 2B		1-1 G5-3		4 0 1 0 0 0 0							
Vinny Castilla, R (1, 5) OBP: 0.615, SLG: 0.833		0-1 P2		1-0 17 G3-6-3 1B		1-2 G5-3		1-1 2B		4 0 2 0 0 0 1							
17 Todd Helton, L (1, 3) OBP: 0.154, SLG: 0.308		3-2 3 1B 2B		1-2 G3-6-3 1-2f			2-1 G4-3		3-1 G3	4 1 1 0 0 0 2							
3 Mike Lansing, R (1, 4) OBP: 0.333, SLG: 0.333		2-2 FC4-6 2-H 1B			3-1 FC1-5 BB 1B		2-2 P4			3 0 2 1 0 0 0							
Jeff Reed, L (1, 2) OBP: 0.500, SLG: 0.333		1-0 FC4-6 1-2f		1-2 BB		4-2 FC1-5 SAFE BB		1-3 K		2 0 0 0 1 1 1							
Jamey Wright, R (1, 1)			0-2 F9		1-1 FC1-5 G6-3 1-2 2-3f			0-0 B1-3 1B		2 0 0 0 0 0 2							
Curt Leskanic, R (7, 1)										0 0 0 0 0 0 0							
Angel Echevarria, R (8, PH) OBP: 0.500, SLG: 0.500										1 0 1 0 0 0 0							
Mike DeJean, R (8, 1)										0 0 0 0 0 0 0							
Bobby Jones, R (9, 1)										0 0 0 0 0 0 0							
Inning Stats	R: 0 E: 0 K: 0 S: 9 H: 0 LOB: 0 BB: 1 P: 15	R: 1 E: 0 K: 0 S: 13 H: 2 LOB: 1 BB: 0 P: 20	R: 0 E: 0 K: 0 S: 9 H: 1 LOB: 1 BB: 0 P: 9	R: 0 E: 0 K: 0 S: 6 H: 1 LOB: 0 BB: 0 P: 9	R: 0 E: 0 K: 0 S: 11 H: 1 LOB: 1 BB: 1 P: 20	R: 0 E: 0 K: 0 S: 11 H: 1 LOB: 1 BB: 0 P: 16	R: 0 E: 0 K: 1 S: 8 H: 0 LOB: 0 BB: 0 P: 13	R: 0 E: 0 K: 0 S: 4 H: 1 LOB: 0 BB: 0 P: 5	R: 0 E: 0 K: 0 S: 10 H: 1 LOB: 1 BB: 0 P: 15	1B: 4 2B: 5 3B: 0 HR: 0 SF: 0 SAC: 0 DP: 4 HBP: 0	WP: 0 PB: 0 SB: 0 CS: 0 PA: 33						
PITCHER	IP WLS BF H R ER SO BB IBB HBP BLK WP HR S P ERA WHIP																
Woody Williams, R (1, 1) ERA: 1.29	7.0	26	6	1	1	1	2	0	0	0	0	0	0	67	102	1.29	1.143
Donne Wall, R (8, 1) ERA:	1.2	6	2	0	0	0	0	0	0	0	0	0	0	12	15	0.00	1.200
Roberto Rivera, L (9, 1) ERA:	0.1	W 1	0	0	0	0	0	0	0	0	0	0	0	2	5	0.00	0.000

Colorado Rockies @ San Diego Padres
Qualcomm Stadium, San Diego, CA

AB	31
R	1
H	8
RBI	1
BB	2
SO	1
LOB	12



Wed Apr 07 1999, 9:05 PM EDT
Att. 32,751 - Cloudy - 60 F

livebaseballscorecards.com

Batter	1	2	3	4	5	6	7	8	9	AB R H RBI BB SO LOB
Quilvio Veras, S OBP: 0.231, SLG: 0.091 (1, 4)	0-1 G4-3		3-3 K		2-3 K			3-1 F7		4 0 0 0 0 2 0
Reggie Sanders, R OBP: 0.250, SLG: 0.100 (1, 8)	1-3 K		1-1 F8		2-3 K			2-0 F7		4 0 0 0 0 2 0
Tony Gwynn, L OBP: 0.583, SLG: 0.500 (1, 9)	1-2 1B		4-0 BB			3-1 1B		4-2 BB		2 0 2 0 2 0 0
Wally Joyner, L OBP: 0.500, SLG: 0.500 (1, 3)	1-1 G4-1		0-0 F8			3-1 P6		3-3 K		4 0 0 0 0 1 4
John Vander Wal, L OBP: 0.667, SLG: 1.000 (1, 7)		2-2 G6-3		3-2 G4-3 1B		4-2 1B		0-1 HR		2 1 1 0 1 0 0
Jim Leyritz, R OBP: 0.333, SLG: 0.833 (9, PH)						1-2 1B				1 1 1 1 0 0 0
Greg Myers, L OBP: 0.667, SLG: 0.500 (1, 2)		3-1 FC5-4 1B		3-2 G4-3		1-0 1B				3 0 2 0 0 0 1
George Arias, R OBP: 0.250, SLG: 0.250 (1, 5)		1-0 FC5-4 1B		0-0 G4-6-3 1B		2-1 G3				1 0 1 0 0 0 0
Dave Magadan, L OBP: 0.333, SLG: 0.333 (3, 5)		1-2 FC5-4 1B		3-H G4-6-3 1B		1-1 F8				2 0 1 1 0 0 0
Chris Gomez, R (1, 6)		1-0 FC5-4 FC4		2-2 G4-6-3		1-1 F8				3 0 0 0 0 0 3
Woody Williams, R (1, 1)		0-1 FC4		1-2f		0-3 K				2 0 0 0 0 0 2
Eric Owens, R OBP: 0.333, SLG: 0.333 (7, PH)					3-2 G1-3					1 0 0 0 0 1 0
Donne Wall, R (8, 1)										0 0 0 0 0 0 0
Roberto Rivera, L (9, 1)										0 0 0 0 0 0 0

Inning Stats	R: 0	H: 1	E: 0	K: 1	S: 11	H: 1	LOB: 1	BB: 0	P: 14	R: 0	H: 2	E: 0	K: 0	S: 9	H: 0	LOB: 1	BB: 1	P: 14	R: 1	H: 2	E: 0	K: 0	S: 10	R: 0	H: 0	E: 0	K: 2	S: 13	H: 2	LOB: 2	BB: 1	P: 18	R: 0	H: 0	E: 0	K: 1	S: 7	H: 0	LOB: 0	BB: 0	P: 10	R: 0	H: 0	E: 0	K: 1	S: 7	R: 0	H: 0	E: 0	K: 1	S: 11	H: 0	LOB: 1	BB: 1	P: 23	R: 1	H: 1	E: 0	K: 0	S: 2	H: 1	LOB: 0	BB: 0	P: 2	1B: 6	SF: 0	2B: 1	SAC: 0	3B: 0	DP: 1	HR: 1	HBP: 0	WP: 0	PA: 32
--------------	------	------	------	------	-------	------	--------	-------	-------	------	------	------	------	------	------	--------	-------	-------	------	------	------	------	-------	------	------	------	------	-------	------	--------	-------	-------	------	------	------	------	------	------	--------	-------	-------	------	------	------	------	------	------	------	------	------	-------	------	--------	-------	-------	------	------	------	------	------	------	--------	-------	------	-------	-------	-------	--------	-------	-------	-------	--------	-------	--------

PITCHER	IP	WLS	BF	H	R	ER	SO	BB	IBB	HBP	BLK	WP	HR	S	P	ERA	WHIP
Jamey Wright, R ERA: 1.5 (1, 1)	6.0		24	7	1	1	4	2	0	0	0	0	0	56	100	1.50	1.500
Curt Leskanic, R ERA: (7, 1)	1.0		3	0	0	0	1	0	0	0	0	0	0	7	10	0.00	0.000
Mike DeJean, R ERA: (8, 1)	1.0		4	0	0	0	1	1	0	0	0	0	0	11	23	0.00	1.000
Bobby Jones, L ERA: 9.0 (9, 1)	0.0	L	1	1	1	1	0	0	0	0	0	0	1	2	2	∞	∞

BOTTOM

Colorado Rockies @ San Diego Padres
Qualcomm Stadium, San Diego, CA

Wed Apr 07 1999, 9:05 PM EDT
Att: 32,751 - Cloudy - 60 F

livebaseballscorecards.com

AB	29
R	2
H	8
RBI	2
BB	3
SO	6
LOB	10



Batter	1	2	3	4	5	6	7	8	9	AB R H RBI BB SO LOB	TOP											
Damian Jackson, R (1, 4) OBP: 0.800, SLG: 1.000	4-2 BB BB BB	2-2 S 1B			3-2 S BB 2B	2-3 K 1-2		0-1 1-3 3-H 1B		4 1 3 2 1 1 1												
Reggie Sanders, R (1, 7) OBP: 0.313, SLG: 0.083	2-3 K	4-2 3-H 1B			4-1 BB HBP BB	2-1 F9		3-3 K		2 0 0 0 2 1 2												
Carlos Reyes, S (6, 1)										0 0 0 0 0 0 0												
Greg Myers, L (8, PH) OBP: 0.571, SLG: 0.400										1 0 0 0 0 1 2												
Dan Miceli, R (8, 1)										0 0 0 0 0 0 0												
Tony Gwynn, L (1, 9) OBP: 0.533, SLG: 0.417	3-2 F8	2-0 G1-6-4-3			2-0 BB 1-2 HBP		1-3 K	3-3 K		2 0 0 0 0 0 3												
John Vander Wal, L (5, 9) OBP: 0.500, SLG: 0.714										2 0 0 0 0 2 2												
Jim Leyritz, R (1, 2) OBP: 0.545, SLG: 0.875	4-0 BB 1-2 BB			4-2 FC6-4 BB	4-1 1-2 2-3 3-H BB		2-2 2B	3-2 P9		2 0 1 1 3 0 0												
Wally Joyner, L (1, 3) OBP: 0.438, SLG: 0.385	4-2 BB			2-1 FC6-4 G4-6-3	1-3 K		2-0 F8	1-1 2B		3 0 0 0 1 1 5												
Dave Magadan, L (7, 3) OBP: 0.500, SLG: 0.750										1 0 1 0 0 0 0												
Carlos Garcia, R (1, 5)	1-1 P8			2-2 G4-6-3	3-3 K		0-0 G6-3	0-1 L4		5 0 0 0 0 1 9												
Ruben Rivera, R (1, 8) OBP: 0.167, SLG: 0.250		2-2 1B 2B			1-3 K	2-3 K		3-2 E6 1B WP 1B	1-2 G5-3	5 2 1 0 0 2 4	AB 34 R 4 H 9 RBI 4 BB 7 SO 11 LOB 30											
Chris Gomez, R (1, 6) OBP: 0.143, SLG: 0.143		2-2 58 SH5-4 1B 1B			2-2 G4-3		3-3 K	1-2 1B 1B		4 1 2 1 0 1 0												
58 Stan Spencer, R (1, 1)		1-0 SH5-4			2-1 G6-3		1-1 1B	2-3 K		1 0 0 0 0 0 0												
Carlos Almanzar, R (4, 1)										0 0 0 0 0 0 0												
Eric Owens, R (6, PH) OBP: 0.400, SLG: 0.400										2 0 1 0 0 1 2												
Eric Owens, R (6, 7)																						
Inning Stats	R: 0 E: 0 K: 1 S: 14	H: 0 LOB: 3 BB: 3 P: 32	R: 2 E: 0 K: 0 S: 15	H: 3 LOB: 1 BB: 1 P: 28	R: 0 E: 0 K: 0 S: 7	H: 0 LOB: 0 BB: 1 P: 15	R: 0 E: 0 K: 1 S: 9	H: 0 LOB: 0 BB: 0 P: 14	R: 1 E: 0 K: 3 S: 15	H: 1 LOB: 3 BB: 2 P: 34	R: 0 E: 0 K: 2 S: 14	H: 1 LOB: 1 BB: 0 P: 22	R: 0 E: 0 K: 1 S: 10	H: 1 LOB: 1 BB: 0 P: 15	R: 1 E: 1 K: 3 S: 25	H: 2 LOB: 2 BB: 0 P: 37	R: 0 E: 0 K: 0 S: 14	H: 1 LOB: 1 BB: 0 P: 19	1B: 5 2B: 4 3B: 0 HR: 0	SF: 0 SAC: 1 DP: 2 HBP: 1	WP: 1 PB: 0 SB: 3 CS: 0	PA: 43
PITCHER	IP WLS BF H R ER SO BB IBB HBP BLK WP HR S P ERA WHIP																					
Shawn Estes, L (1, 1) ERA: 5.4	5.0 W 25 4 3 3 5 7 0 1 0 0 0 60 123 5.40 2.200																					
Miguel Del Toro, R (6, 1) ERA:	2.0 8 2 0 0 3 0 0 0 0 0 0 24 37 0.00 1.000																					
Julian Tavarez, R (8, 1) ERA: 7.36	1.0 6 2 1 0 3 0 0 0 0 1 0 25 37 0.00 2.000																					
Rich Rodriguez, L (9, 1) ERA:	1.0 4 1 0 0 0 0 0 0 0 0 0 14 19 0.00 1.000																					

San Diego Padres @ San Francisco Giants
 3Com Park at Candlestick Point, San Francisco, CA

Thu Apr 08 1999, 4:05 PM EDT
 Att. 57,430 - Cloudy - 55 F

AB	34
R	4
H	9
RBI	4
BB	7
SO	11
LOB	30



Batter	1	2	3	4	5	6	7	8	9	AB	R	H	RBI	BB	SO	LOB
Marvin Benard, L OBP: 0.400, SLG: 0.500 (1, 8)	1-0 F9	2-0 HR		4-2 BB			1-0 G4-3			4	2	1	3	1	0	1
Ellis Burks, R OBP: 0.533, SLG: 0.727 Stan Javier, S OBP: 0.571, SLG: 1.000 (1, 9) (6, 9)	4-2 1B BB	1-1 E6		SAFE HR 1B			0-0 BB 1B			3	1	1	1	1	0	1
Barry Bonds, L OBP: 0.526, SLG: 0.933 F.P. Santangelo, S OBP: 0.429, SLG: 0.200 (1, 7) (7, 7)	2-1 F9	2-0 P5		1-1 HR		0-0 G3	1-0 P5			4	1	1	2	0	0	2
Jeff Kent, R OBP: 0.579, SLG: 0.733 Ramon Martinez, R (1, 4) (7, 4)	0-1 FC6-4 1B	2-2 F7		4-0 1B 1B BB		1-2 PB 1B	4-2 BB			3	1	2	0	1	0	1
J.T. Snow, L OBP: 0.421, SLG: 0.375 (1, 3)	0-1 FC6-4		0-3 K	2-2 1B 2B 1B		2-2 F8	1-2 G3			5	1	1	0	0	1	5
Charlie Hayes, R OBP: 0.353, SLG: 0.533 Edwards Guzman, L (1, 5) (8, 5)		2-2 2B G6-3 1B	1-1 L4	0-3 K		1-1 F9	1-2 G1-3			4	1	1	0	0	1	3
Brent Mayne, L OBP: 0.467, SLG: 0.500 (1, 2)		0-1 HR 2B	3-2 1B	1-0 1B 2B 1B		0-0 G1-6-3 1B	0-1 G4-3			5	2	4	0	0	0	0
Rich Aurilia, R OBP: 0.526, SLG: 0.778 (1, 6)		0-1 G6-3	0-1 1B	1-1 2B 1B		0-0 F9	0-0 HR			5	2	3	3	0	0	2
Shawn Estes, R OBP: 0.667, SLG: 1.000 Miguel Del Toro, R Julian Tavarez, L Rich Rodriguez, L (1, 1) (6, 1) (8, 1) (9, 1)		2-2 HR HBP	0-3 K	0-0 2B		0-0 G1-6-3	0-0 G6-3			2	1	1	3	0	1	2

Inning Stats	R: 0	H: 1	E: 0	K: 10	S: 10	L: 2	LOB: 2	BB: 1	P: 17	R: 4	H: 3	E: 1	K: 0	S: 17	LOB: 1	BB: 0	P: 28	R: 0	H: 2	E: 0	K: 14	S: 14	R: 7	H: 6	E: 0	K: 1	S: 27	LOB: 1	BB: 2	P: 46	R: 0	H: 1	E: 0	K: 10	S: 10	R: 0	H: 1	E: 0	K: 3	S: 3	R: 0	H: 1	E: 0	K: 0	S: 11	R: 1	H: 1	E: 0	K: 0	S: 7	R: 0	H: 1	E: 0	K: 0	S: 7
--------------	------	------	------	-------	-------	------	--------	-------	-------	------	------	------	------	-------	--------	-------	-------	------	------	------	-------	-------	------	------	------	------	-------	--------	-------	-------	------	------	------	-------	-------	------	------	------	------	------	------	------	------	------	-------	------	------	------	------	------	------	------	------	------	------

PITCHER	IP	WLS	BF	H	R	ER	SO	BB	IBB	HBP	BLK	WP	HR	S	P	ERA	WHIP
58 Stan Spencer, R ERA: 24.0 (1, 1)	3.0	L	22	8	8	8	2	3	0	0	0	1	2	48	80	24.00	3.667
Carlos Almanzar, R ERA: 13.5 (4, 1)	2.0		11	5	3	3	1	0	0	0	0	0	0	30	43	13.50	2.500
Carlos Reyes, R ERA: 1.69 (6, 1)	2.0		8	2	0	0	0	1	0	0	0	0	0	14	21	0.00	1.500
Dan Miceli, R ERA: 6.75 (8, 1)	1.0		4	1	1	1	0	0	0	0	0	0	1	7	8	9.00	1.000

BOTTOM

San Diego Padres @ San Francisco Giants
3Com Park at Candlestick Point, San Francisco, CA

livebaseballscorecards.com

AB 40
R 12
H 16
RBI 12
BB 4
SO 3
LOB 19

GIANTS

WP: 1 PA: 45
PB: 1
SB: 2
CS: 0

Thu Apr 08 1999, 4:05 PM EDT
Att: 57,430 - Cloudy - 55 F

Batter	1	2	3	4	5	6	7	8	9	AB R H RBI BB SO LOB	TOP	
Quilvio Veras, S (1, 4) OBP: 0.235, SLG: 0.071 S F B B X	2-2 G5-3 ①		1-1 P3 ③		4-2 HR BB		1-2 G6-3 ③			3 1 0 0 1 0 1	San Diego Padres @ San Francisco Giants 3Com Park at Candlestick Point, San Francisco, CA Fri Apr 09 1999, 10:35 PM EDT Att. 15,795 - Cloudy - 54 F livebaseballscorecards.com	
Reggie Sanders, R (1, 8) OBP: 0.400, SLG: 0.467 B C C C X	1-3 K			2-2 1B 2B	1 SAFE 2-2 HR			4-0 BB		3 2 2 2 1 1 0		
Tony Gwynn, L (1, 9) OBP: 0.526, SLG: 0.438 X	0-0 F8 ③			1-2 G5-3 1B 2-3 1B	0-0 1B			2-2 F9 ①		4 0 2 0 0 0 1		
Wally Joyner, L (1, 3) OBP: 0.400, SLG: 0.353 B X		1-0 F8 ①		0-1 G5-3 1B 1-2 3-H	1-3 K ③			2-2 P2 ②		4 0 1 1 0 1 2		
John Vander Wal, L (1, 7) OBP: 0.455, SLG: 0.600 Ruben Rivera, R (8, PH) OBP: 0.154, SLG: 0.231 (8, 8)		1-2 G5-4-3 1B		2-2 G5-3 1-2 2-3		3-2 G5-3 ①		1-3 K ③		3 0 1 0 0 0 2 1 0 0 0 0 1 1		
Greg Myers, L (1, 2) OBP: 0.455, SLG: 0.333 F X		0-1 G5-4-3 ② ③ 1-2f		2-0 G1-3		2-1 G3-6-1 1B			1-0 G3-1 ①			4 0 1 0 0 0 3
Dave Magadan, L (1, 5) OBP: 0.375, SLG: 0.500 X F C			0-2 FC3-6 1B	1-2 P6 ③		1-1 G3-6-1 ② ③ 1-2f			1-3 K ②			4 0 1 0 0 1 3
Chris Gomez, R (1, 6) OBP: 0.111, SLG: 0.111 B X			1-0 F9 ①		1-3 K ①		0-3 K ①		2-2 G5-3 ③			4 0 0 0 0 2 1
Matt Clement, R (1, 1) Brian Boehringer, S (5, 1) Eric Owens, R (7, PH) OBP: 0.333, SLG: 0.333 Carlos Almanzar, R (7, 1) Roberto Rivera, L (8, 1)			0-0 FC3-6 ② 1-2f		2-3 K ②		0-0 G6-3 ②			2 0 0 0 0 1 1 0 0 0 0 0 0 0 1 0		
Inning Stats	R: 0 H: 0 E: 0 LOB: 0 K: 1 BB: 0 S: 8 P: 11	R: 0 H: 1 E: 0 LOB: 0 K: 0 BB: 0 S: 7 P: 9	R: 0 H: 1 E: 0 LOB: 1 K: 0 BB: 0 S: 7 P: 9	R: 1 H: 3 E: 0 LOB: 2 K: 0 BB: 0 S: 15 P: 23	R: 2 H: 2 E: 0 LOB: 1 K: 3 BB: 1 S: 17 P: 27	R: 0 H: 1 E: 0 LOB: 0 K: 0 BB: 0 S: 8 P: 14	R: 0 H: 0 E: 0 LOB: 0 K: 1 BB: 0 S: 7 P: 8	R: 0 H: 0 E: 0 LOB: 1 K: 1 BB: 1 S: 10 P: 19	R: 0 H: 0 E: 0 LOB: 0 K: 1 BB: 0 S: 10 P: 14	1B: 6 SF: 0 2B: 1 SAC: 0 3B: 0 DP: 2 HR: 1 HBP: 0		WP: 0 PA: 35 PB: 0 SB: 0 CS: 0
PITCHER	IP WLS BF H R ER SO BB IBB HBP BLK WP HR S P ERA WHIP											IP WLS BF H R ER SO BB IBB HBP BLK WP HR S P ERA WHIP
Chris Brock, R (1, 1) ERA: 3.86	7.0 W 28 8 3 3 5 1 0 0 0 0 0 1 69 101 3.86 1.286											
Alan Embree, L (8, 1) ERA:	1.0 4 0 0 0 1 1 0 0 0 0 0 0 10 19 0.00 1.000											
Robb Nen, R (9, 1) ERA:	1.0 3 0 0 0 1 0 0 0 0 0 0 0 10 14 0.00 0.000											

San Diego Padres @ San Francisco Giants
 3Com Park at Candlestick Point, San Francisco, CA

AB	33
R	3
H	8
RBI	3
BB	2
SO	7
LOB	15



Batter	1	2	3	4	5	6	7	8	9
Marvin Benard, L (1, 8) OBP: 0.450, SLG: 0.688	0-0 G4-3		3-1 1B 2B	2-0 P5		4-1 WP BB		1-2 WP 3B	
Ellis Burks, R (1, 9) OBP: 0.450, SLG: 0.533	3-0 G5-3		1-0 1B SF7 HBP		2-1 F7	1-3 K		3-3 K	
Barry Bonds, L (1, 7) OBP: 0.583, SLG: 0.947	3-1 2B		2-2 1B		1-0 2B 1B	4-0 IBB		1-0 G4-3	
Jeff Kent, R (1, 4) OBP: 0.522, SLG: 0.647	1-1 G6-3		0-1 SF7		4-0 2B BB	1-1 P3			
J.T. Snow, L (1, 3) OBP: 0.391, SLG: 0.400		0-1 F7	2-0 F7		0-0 1B 2B		0-2 P6		
Charlie Hayes, R (1, 5) OBP: 0.333, SLG: 0.474		2-2 F9	0-1 F9		0-2 E5 1B		1-3 K		
Brent Mayne, L (1, 2) OBP: 0.474, SLG: 0.471		1-1 G3-1			1-3 K		4-1 BB		
Rich Aurilia, R (1, 6) OBP: 0.522, SLG: 0.727			3-1 1B 2B 1B		2-0 1B		0-3 K2-3		
Chris Brock, R (1, 1) OBP: 0.333, SLG: 0.333			1-1 2B 1B		0-3 K			0-0 F7	
Alan Embree, L (8, 1)									
F.P. Santangelo, S (8, PH) OBP: 0.375, SLG: 0.167									
Robb Nen, R (9, 1)									

Inning Stats	R: 0	H: 1	E: 0	K: 0	S: 6	LOB: 1	BB: 0	P: 13
	R: 0	H: 0	E: 0	K: 0	S: 8 <td>LOB: 0</td> <td>BB: 0</td> <td>P: 11</td>	LOB: 0	BB: 0	P: 11
	R: 4	H: 4	E: 0	K: 0	S: 14 <td>LOB: 1</td> <td>BB: 0</td> <td>P: 26</td>	LOB: 1	BB: 0	P: 26
	R: 0	H: 1	E: 0	K: 2	S: 8 <td>LOB: 1</td> <td>BB: 0</td> <td>P: 13</td>	LOB: 1	BB: 0	P: 13
	R: 3	H: 4	E: 1	K: 0	S: 10 <td>LOB: 1</td> <td>BB: 1</td> <td>P: 19</td>	LOB: 1	BB: 1	P: 19
	R: 0	H: 0	E: 0	K: 2	S: 10 <td>LOB: 2</td> <td>BB: 2</td> <td>P: 22</td>	LOB: 2	BB: 2	P: 22
	R: 0	H: 0	E: 0	K: 2	S: 10 <td>LOB: 1</td> <td>BB: 1</td> <td>P: 15</td>	LOB: 1	BB: 1	P: 15
	R: 1	H: 1	E: 0	K: 1	S: 9 <td>LOB: 0</td> <td>BB: 0</td> <td>P: 14</td>	LOB: 0	BB: 0	P: 14

PITCHER	IP	WLS	BF	H	R	ER	SO	BB	IBB	HBP	BLK	WP	HR	S	P	ERA	WHIP
Matt Clement, R (1, 1) ERA: 12.46	4.1	L	25	10	7	6	2	1	1	0	0	0	0	44	78	12.46	2.538
Brian Boehringer, R (5, 1) ERA:	1.2		6	0	0	0	2	1	1	0	0	1	0	12	26	0.00	0.600
Carlos Almanzar, R (7, 1) ERA: 9.82	1.2		7	1	1	1	3	1	0	0	0	0	0	18	27	5.40	1.200
Roberto Rivera, L (8, 1) ERA:	0.1		1	0	0	0	0	0	0	0	0	1	0	1	2	0.00	0.000

BOTTOM

AB	R	H	RBI	BB	SO	LOB
4	2	2	1	1	0	1
4	1	0	0	0	2	2
4	1	3	2	1	0	0
2	1	0	1	1	0	3
4	1	1	2	0	0	1
4	0	1	0	0	1	1
3	0	1	1	1	1	0
4	1	2	0	0	1	3
3	1	1	0	0	2	1
0	0	0	0	0	0	0
1	0	0	0	0	0	0
0	0	0	0	0	0	0

San Diego Padres @ San Francisco Giants
3Com Park at Candlestick Point, San Francisco, CA

livebaseballscorecards.com

AB	33
R	8
H	11
RBI	7
BB	4
SO	7
LOB	12

GIANTS

WP	PA
2	39
PB: 0	
SB: 1	
CS: 0	

Fri Apr 09 1999, 10:35 PM EDT
Att: 15,795 - Cloudy - 54 F

Batter	1	2	3	4	5	6	7	8	9	AB R H RBI BB SO LOB	TOP	
Quilvio Veras, S (1, 4) <small>OBP: 0.227, SLG: 0.056</small>	1-0 		4-0 	0-0 		1-3 	0-0 			4 1 0 0 1 1 5	San Diego Padres @ San Francisco Giants 3Com Park at Candlestick Point, San Francisco, CA Sat Apr 10 1999, 4:05 PM EDT Att. 18,331 - Cloudy - 53 F	
Reggie Sanders, R (1, 8) <small>OBP: 0.400, SLG: 0.450</small> (5, 7)	1-3 		0-0 	3-1 		2-2 		1-3 		5 1 2 1 0 2 2		
Tony Gwynn, L (1, 9) <small>OBP: 0.522, SLG: 0.450</small> Eric Owens, R (7, PR) <small>OBP: 0.286, SLG: 0.286</small> (7, 9)	2-2 		2-2 	2-2 			1-1 	0-0 		4 1 2 1 0 0 1 1 1 0 0 0 0 0		
Wally Joyner, L (1, 3) <small>OBP: 0.400, SLG: 0.476</small> Carlos Reyes, S (8, 1) Dan Miceli, R (9, 1)		3-2 	1-3 		3-1 		1-0 	4-2 		4 1 1 1 1 1 3 0 0 0 0 0 0 0 0 0 0 0 0 0 0		
John Vander Wal, L (1, 7) <small>OBP: 0.500, SLG: 0.846</small> Ruben Rivera, R (5, 8) <small>OBP: 0.200, SLG: 0.267</small>		2-2 	1-0 		1-1 		3-1 	0-3 		3 1 2 3 0 0 0 2 1 1 0 0 1 1		
Jim Leyritz, R (1, 2) <small>OBP: 0.500, SLG: 0.917</small>		2-1 	3-2 		1-3 		4-2 		1-3 	4 2 1 1 1 2 1		
Dave Magadan, L (1, 5) <small>OBP: 0.308, SLG: 0.462</small>		2-3 	2-1 		3-2 		1-1 		0-1 	5 1 1 2 0 1 1		
Damian Jackson, R (1, 6) <small>OBP: 0.600, SLG: 0.778</small>		1-3 		0-2 		1-1 	1-0 		1-1 	5 1 2 2 0 1 1		
Andy Ashby, R (1, 1) Carlos Garcia, R (8, 3)			1-2 	0-0 		0-0 	0-3 			2 0 0 0 0 1 2 0 0 0 0 0 0 0		
Inning Stats	R: 0 H: 0 E: 0 LOB: 0 K: 1 BB: 0 S: 9 P: 13	R: 1 H: 2 E: 0 LOB: 1 K: 2 BB: 0 S: 19 P: 29	R: 5 H: 4 E: 0 LOB: 0 K: 1 BB: 1 S: 17 P: 31	R: 1 H: 1 E: 1 LOB: 1 K: 0 BB: 0 S: 10 P: 15	R: 0 H: 0 E: 0 LOB: 0 K: 1 BB: 0 S: 9 P: 14	R: 0 H: 1 E: 1 LOB: 2 K: 1 BB: 0 S: 16 P: 23	R: 4 H: 4 E: 0 LOB: 2 K: 1 BB: 1 S: 14 P: 25	R: 0 H: 0 E: 0 LOB: 1 K: 2 BB: 1 S: 9 P: 14	R: 0 H: 0 E: 0 LOB: 0 K: 1 BB: 0 S: 7 P: 9	1B: 7 SF: 0 2B: 2 SAC: 2 3B: 0 DP: 0 HR: 3 HBP: 0		WP: 0 PA: 44 PB: 0 SB: 0 CS: 0
PITCHER Mark Gardner, R (1, 1) <small>ERA: 10.0</small> Felix Rodriguez, R (4, 1) <small>ERA: 12.27</small> Rich Rodriguez, L (7, 1) <small>ERA:</small> John Johnstone, R (9, 1) <small>ERA:</small>	IP WLS BF H R ER SO BB IBB HBP BLK WP HR S P ERA WHIP											PITCHER IP WLS BF H R ER SO BB IBB HBP BLK WP HR S P ERA WHIP
	3.2 L 20 7 7 6 4 1 0 0 0 0 3 52 83 14.73 2.182 2.2 15 5 4 4 2 1 0 0 0 0 0 38 63 13.50 2.250 1.2 6 0 0 0 3 1 0 0 0 0 0 13 18 0.00 0.600 1.0 3 0 0 0 1 0 0 0 0 0 0 7 9 0.00 0.000											

AB	39
R	11
H	12
RBI	11
BB	3
SO	10
LOB	17



Batter	1	2	3	4	5	6	7	8	9	AB	R	H	RBI	BB	SO	LOB
Marvin Benard, L OBP: 0.375, SLG: 0.550 (1, 8)	0-1 G6-3		0-0 F7		0-3 K		1-1 G3			4	0	0	0	0	1	1
Stan Javier, S OBP: 0.455, SLG: 0.667 (1, 9)	0-2 G6-3		1-2 F7		3-2 1B			0-0 G4-3		4	0	1	0	0	0	1
Barry Bonds, L OBP: 0.519, SLG: 0.818 F.P. Santangelo, S OBP: 0.333, SLG: 0.143 (1, 7) (8, 7)	2-1 F7			1-1 G4-3	1-2 G1-3			0-0 F7		3	0	0	0	0	0	1
Jeff Kent, R OBP: 0.481, SLG: 0.571 (1, 4)		1-1 G6-3		2-3 K		0-1 F8		1-1 1B		4	0	1	0	0	1	0
J.T. Snow, L OBP: 0.423, SLG: 0.478 Scott Servais, R (1, 3) (8, 3)		2-2 FC6-5 2B		2-2 1B		1-2 G1-3		0-0 G6-3		3	0	2	0	0	0	0
Brent Mayne, L OBP: 0.478, SLG: 0.524 (1, 2)		0-0 FC6-5 FC5-4 2-3		1-0 2B		1-0 1B		1-0 F8		4	0	2	0	0	0	1
Rich Aurilia, R OBP: 0.462, SLG: 0.640 Rich Rodriguez, L (1, 6) (7, 1) John Johnstone, R (9, 1) Ellis Burks, R OBP: 0.429, SLG: 0.500 (9, PH)		0-0 FC5-4		1-0 G5-3		1-0 FC5-4		1-3 K		3	0	0	0	0	0	4
Edwards Guzman, L (1, 5)			1-1 G4-3		0-0 G3-1		0-1 F7		0-3 K	4	0	0	0	0	1	0
Mark Gardner, R OBP: 0.667, SLG: 0.500 Felix Rodriguez, R OBP: 1.000, SLG: 4.000 Ramon Martinez, R (1, 1) (4, 1) (7, 6)			4-2 BB		2-1 HR		1-0 G4-3			0	0	0	0	1	0	0

Inning Stats	R: 0	H: 0	E: 0	K: 0	S: 8	R: 0	H: 1	E: 0	K: 0	S: 9	R: 0	H: 0	E: 0	K: 0	S: 9	R: 0	H: 2	E: 0	K: 1	S: 10	R: 1	H: 2	E: 0	K: 1	S: 13	R: 0	H: 1	E: 0	K: 0	S: 8	R: 0	H: 0	E: 0	K: 0	S: 5	R: 0	H: 1	E: 0	K: 0	S: 5	R: 0	H: 0	E: 0	K: 2	S: 7	1B: 4	2B: 2	3B: 0	HR: 1	SF: 0	SAC: 0	DP: 0	HBP: 0	WP: 0	PB: 0	SB: 1	CS: 0	PA: 35
--------------	------	------	------	------	------	------	------	------	------	------	------	------	------	------	------	------	------	------	------	-------	------	------	------	------	-------	------	------	------	------	------	------	------	------	------	------	------	------	------	------	------	------	------	------	------	------	-------	-------	-------	-------	-------	--------	-------	--------	-------	-------	-------	-------	--------

PITCHER	IP	WLS	BF	H	R	ER	SO	BB	IBB	HBP	BLK	WP	HR	S	P	ERA	WHIP
Andy Ashby, R ERA: 7.88 (1, 1)	7.0	W	28	6	1	1	2	1	0	0	0	0	1	62	91	1.29	1.000
Carlos Reyes, R ERA: 1.42 (8, 1)	1.0		4	1	0	0	0	0	0	0	0	0	0	5	6	0.00	1.000
Dan Miceli, R ERA: 4.91 (9, 1)	1.0		3	0	0	0	2	0	0	0	0	0	0	7	9	0.00	0.000

BOTTOM

San Diego Padres @ San Francisco Giants
3Com Park at Candlestick Point, San Francisco, CA

Sat Apr 10 1999, 4:05 PM EDT
Att: 18,331 - Cloudy - 53 F

livebaseballscorecards.com

AB	34
R	1
H	7
RBI	1
BB	1
SO	4
LOB	9



Batter	1	2	3	4	5	6	7	8	9	AB	R	H	RBI	BB	SO	LOB	TOP			
Quilvio Veras, S (1, 4) <small>OBP: 0.259, SLG: 0.143</small>	1-1 		3-2 		4-0 	2-0 		1-0 		3	1	1	1	1	0	0				
Reggie Sanders, R (1, 7) <small>OBP: 0.400, SLG: 0.391</small>	3-2 			1-1 	4-2 	4-1 		1-2 		3	1	0	0	2	0	1				
Tony Gwynn, L (1, 9) <small>OBP: 0.464, SLG: 0.400</small>	2-2 			0-0 	1-0 	0-0 		0-3 		5	0	1	1	0	1	3				
Jim Leyritz, R (1, 2) <small>OBP: 0.476, SLG: 0.765</small>	3-1 			3-1 	3-1 		1-0 		0-3 		5	1	2	1	0	1	1			
Wally Joyner, L (1, 3) <small>OBP: 0.379, SLG: 0.440</small>		2-1 		3-2 	3-1 		3-1 		4-1 		4	1	1	0	0	2				
Carlos Garcia, R (1, 5) <small>OBP: 0.222, SLG: 0.125</small>		3-2 		4-1 	3-3 		2-1 		1-3 		3	1	1	0	1	2				
Ruben Rivera, R (1, 8) <small>OBP: 0.211, SLG: 0.316</small> Roberto Rivera, L (7, 1) Donne Wall, R (8, 1)		1-0 		1-1 	0-0 	1-3 		1-3 		4	0	1	3	0	1	1				
Damian Jackson, R (1, 6) <small>OBP: 0.500, SLG: 0.583</small>		2-0 		0-1 	4-2 		1-3 		1-3 		3	1	0	0	1	1				
Sterling Hitchcock, L (1, 1) Chris Gomez, R (5, PH) Carlos Almanzar, R (5, 1) Dave Magadan, L (6, PH) Brian Boehringer, S (6, 1) Eric Owens, R (7, 8)		1-3 		3-1 	0-0 		2-2 		1-3 		1	0	0	0	0	1	0			
Inning Stats	R: 0 E: 0 K: 0 S: 10	H: 1 LOB: 1 BB: 0 P: 19	R: 0 E: 0 K: 0 S: 7	H: 0 LOB: 0 BB: 0 P: 13	R: 0 E: 1 K: 0 S: 7	H: 0 LOB: 1 BB: 1 P: 25	R: 2 E: 0 K: 1 S: 14	H: 2 LOB: 2 BB: 2 P: 35	R: 1 E: 0 K: 0 S: 9	H: 1 LOB: 2 BB: 2 P: 19	R: 0 E: 0 K: 1 S: 9	H: 1 LOB: 1 BB: 0 P: 16	R: 0 E: 0 K: 1 S: 8	H: 0 LOB: 0 BB: 0 P: 12	R: 0 E: 0 K: 2 S: 9	H: 0 LOB: 0 BB: 0 P: 10	1B: 6 2B: 2 3B: 0 HR: 0	SF: 1 SAC: 0 DP: 0 HBP: 0	WP: 1 PB: 0 SB: 0 CS: 0	PA: 40
PITCHER Kirk Rueter, L (1, 1) <small>ERA: 14.85</small> Julian Tavarez, R (6, 1) <small>ERA: 8.31</small> Alan Embree, L (6, 1) <small>ERA:</small> John Johnstone, R (8, 1) <small>ERA:</small> Robb Nen, R (9, 1) <small>ERA:</small>	IP WLS BF H R ER SO BB IBB HBP BLK WP HR S P ERA WHIP	IP WLS BF H R ER SO BB IBB HBP BLK WP HR S P ERA WHIP	IP WLS BF H R ER SO BB IBB HBP BLK WP HR S P ERA WHIP	IP WLS BF H R ER SO BB IBB HBP BLK WP HR S P ERA WHIP	IP WLS BF H R ER SO BB IBB HBP BLK WP HR S P ERA WHIP	IP WLS BF H R ER SO BB IBB HBP BLK WP HR S P ERA WHIP	IP WLS BF H R ER SO BB IBB HBP BLK WP HR S P ERA WHIP	IP WLS BF H R ER SO BB IBB HBP BLK WP HR S P ERA WHIP	IP WLS BF H R ER SO BB IBB HBP BLK WP HR S P ERA WHIP	IP WLS BF H R ER SO BB IBB HBP BLK WP HR S P ERA WHIP	IP WLS BF H R ER SO BB IBB HBP BLK WP HR S P ERA WHIP	IP WLS BF H R ER SO BB IBB HBP BLK WP HR S P ERA WHIP	IP WLS BF H R ER SO BB IBB HBP BLK WP HR S P ERA WHIP	IP WLS BF H R ER SO BB IBB HBP BLK WP HR S P ERA WHIP	IP WLS BF H R ER SO BB IBB HBP BLK WP HR S P ERA WHIP	IP WLS BF H R ER SO BB IBB HBP BLK WP HR S P ERA WHIP	IP WLS BF H R ER SO BB IBB HBP BLK WP HR S P ERA WHIP			

San Diego Padres @ San Francisco Giants
 3Com Park at Candlestick Point, San Francisco, CA

Sun Apr 11 1999, 4:05 PM EDT
 Att. 22,330 - Overcast - 54 F

AB	34
R	6
H	8
RBI	6
BB	5
SO	6
LOB	11



Batter	1	2	3	4	5	6	7	8	9
Stan Javier, S <small>OBP: 0.500, SLG: 1.071</small> (1, 8) <small>BB: 1, SO: 8</small>	3-2 HR	2-1 HR		1-2 G1-3		3-2 K		1-2 1B	
Rich Aurilia, R <small>OBP: 0.484, SLG: 0.633</small> (1, 6) <small>BB: 1, SO: 6</small>	3-2 1B	2-1 1B		0-0 FC3-6 1B		3-1 F8		1-1 E5 1B	
Barry Bonds, L <small>OBP: 0.531, SLG: 0.750</small> (1, 7) <small>BB: 1, SO: 7</small>	4-2 1B	2-3 K		1-2 FC3-6 HR			4-2 G3-1 BB	4-0 E 1B	
Jeff Kent, R <small>OBP: 0.500, SLG: 0.680</small> (1, 4) <small>BB: 1, SO: 4</small>	1-3 K	3-3 K		1-0 HR			4-0 G3-1 BB	1-0 E7 1B	
Ellis Burks, R <small>OBP: 0.423, SLG: 0.476</small> Robb Nen, R (9, 1)	0-0 1B	2-2 1B		1-1 F7			2-3 K	0-0 F9	
Charlie Hayes, R <small>OBP: 0.320, SLG: 0.435</small> John Johnstone, R <small>OBP: 0.375, SLG: 0.550</small> (8, 1)	0-1 1B	1-1 G3				1-3 K	1-2 G3-1		
J.T. Snow, L <small>OBP: 0.367, SLG: 0.407</small> (1, 3)	2-2 K		2-2 F7			0-3 K	3-3 K		
Scott Servais, R Alan Embree, L Edwards Guzman, L (8, 5)	4-0 FC6-4 IBB		1-2 G6-3			0-2 L3		2-2 F8	
Kirk Rueter, L Julian Tavarez, L Brent Mayne, L (6, 2)	2-2 FC6-4 1-2f		0-0 G4-3			1-0 G6-3		0-0 G4-3	

AB	R	H	RBI	BB	SO	LOB
5	3	3	2	0	1	0
5	2	3	0	0	0	1
2	2	0	0	3	1	2
4	1	2	4	1	2	3
5	0	2	1	0	1	4
0	0	0	0	0	0	0
4	0	1	1	0	1	4
0	0	0	0	0	0	0
0	0	0	0	0	0	0
4	0	0	0	0	3	4
2	0	0	0	1	0	0
0	0	0	0	0	0	0
1	0	0	0	0	0	0
2	0	0	0	0	0	3
0	0	0	0	0	0	0
2	0	0	0	0	0	0

BOTTOM															
San Diego Padres @ San Francisco Giants 3Com Park at Candlestick Point, San Francisco, CA <small>Sun Apr 11 1999, 4:05 PM EDT</small> <small>Att. 22,330 - Overcast - 54 F</small>	<table border="0"> <tr> <td>AB</td> <td>36</td> </tr> <tr> <td>R</td> <td>8</td> </tr> <tr> <td>H</td> <td>11</td> </tr> <tr> <td>RBI</td> <td>8</td> </tr> <tr> <td>BB</td> <td>5</td> </tr> <tr> <td>SO</td> <td>9</td> </tr> <tr> <td>LOB</td> <td>21</td> </tr> </table>	AB	36	R	8	H	11	RBI	8	BB	5	SO	9	LOB	21
AB	36														
R	8														
H	11														
RBI	8														
BB	5														
SO	9														
LOB	21														
<table border="0"> <tr> <td>WP: 0</td> <td>PA: 41</td> </tr> <tr> <td>PB: 0</td> <td></td> </tr> <tr> <td>SB: 2</td> <td></td> </tr> <tr> <td>CS: 0</td> <td></td> </tr> </table>	WP: 0	PA: 41	PB: 0		SB: 2		CS: 0								
WP: 0	PA: 41														
PB: 0															
SB: 2															
CS: 0															

Inning Stats		R	H	E	K	S	P	BB	IBB	HBP	BLK	WP	HR	S	P	ERA	WHIP
R: 3	H: 4	E: 0	K: 2	S: 24													
H: 4	LOB: 3	BB: 2	P: 43														
R: 1	H: 3	E: 0	K: 2	S: 18													
H: 3	LOB: 2	BB: 0	P: 30														
R: 0	H: 0	E: 0	K: 0	S: 7													
H: 0	LOB: 0	BB: 0	P: 10														
R: 2	H: 2	E: 0	K: 0	S: 11													
H: 2	LOB: 0	BB: 0	P: 15														
R: 0	H: 0	E: 0	K: 1	S: 6													
H: 0	LOB: 0	BB: 0	P: 13														
R: 0	H: 0	E: 0	K: 2	S: 11													
H: 0	LOB: 2	BB: 2	P: 25														
R: 2	H: 2	E: 2	K: 0	S: 11													
H: 2	LOB: 2	BB: 1	P: 20														

PITCHER		IP	WLS	BF	H	R	ER	SO	BB	IBB	HBP	BLK	WP	HR	S	P	ERA	WHIP
Sterling Hitchcock, L	(1, 1)	4.0		23	9	6	6	4	1	1	0	0	0	3	60	98	13.50	2.500
Carlos Almanzar, R	(5, 1)	1.0		3	0	0	0	2	0	0	0	0	0	9	10	0.00	0.000	
Brian Boehringer, R	(6, 1)	1.2		7	0	0	0	2	2	0	0	0	0	14	32	0.00	1.200	
Roberto Rivera, L	(7, 1)	1.0	L	4	1	1	0	1	0	0	0	0	0	10	16	0.00	1.000	
Donne Wall, R	(8, 1)	0.1		4	1	1	0	0	0	1	0	0	0	4	10	0.00	3.000	

Batter	1	2	3	4	5	6	7	8	9	10	11	AB R H RBI BB SO LOB	TOP
Quilvio Veras, S (1, 4) <small>OBP: 0.242, SLG: 0.148</small>												6 0 1 0 0 1 1	
Reggie Sanders, R (1, 7) <small>OBP: 0.406, SLG: 0.375</small> Eric Owens, R (4, 7) <small>OBP: 0.250, SLG: 0.250</small>												1 1 0 0 0 0 0 4 1 1 0 0 1 1	
Tony Gwynn, L (1, 9) <small>OBP: 0.500, SLG: 0.433</small>												5 2 3 0 1 0 1	
Wally Joyner, L (1, 3) <small>OBP: 0.371, SLG: 0.400</small>												5 1 1 0 1 2 3	
Greg Myers, L (1, 2) <small>OBP: 0.500, SLG: 0.455</small> Jim Leyritz, R (8, PH) <small>OBP: 0.542, SLG: 0.947</small> (8, 2)												2 1 1 1 1 0 0 2 2 2 3 1 0 0	
Dave Magadan, L (1, 5) <small>OBP: 0.400, SLG: 0.474</small>												5 0 2 1 1 2 3	
Ruben Rivera, R (1, 8) <small>OBP: 0.167, SLG: 0.250</small>												5 0 0 0 0 2 6	AB 44 R 8 H 13 RBI 7 BB 6 SO 13 LOB 20
Chris Gomez, R (1, 6) <small>OBP: 0.167, SLG: 0.130</small>												4 0 1 2 1 2 0	
Woody Williams, R (1, 1) Carlos Garcia, R (7, PH) <small>OBP: 0.300, SLG: 0.222</small> Dan Miceli, R (7, 1) Damian Jackson, R (8, PH) <small>OBP: 0.497, SLG: 0.538</small> Trevor Hoffman, R (8, 1) John Vander Wal, L (10, PH) <small>OBP: 0.447, SLG: 0.786</small> Donnie Wall, R (10, 1) Carlos Reyes, S (11, 1)												2 0 0 0 0 1 0 1 0 1 0 0 0 0 0 0 0 0 0 0 0 1 0 0 0 0 1 2 0 0 0 0 0 0 0 1 0	
Inning Stats	R: 0 H: 1 E: 0 LOB: 1 K: 0 BB: 0 S: 6 P: 8	R: 1 H: 2 E: 0 LOB: 0 K: 0 BB: 0 S: 10 P: 17	R: 1 H: 1 E: 0 LOB: 3 K: 2 BB: 2 S: 17 P: 33	R: 0 H: 0 E: 0 LOB: 0 K: 2 BB: 0 S: 10 P: 12	R: 0 H: 1 E: 0 LOB: 0 K: 0 BB: 0 S: 5 P: 6	R: 0 H: 0 E: 0 LOB: 0 K: 2 BB: 0 S: 7 P: 9	R: 0 H: 1 E: 0 LOB: 1 K: 2 BB: 0 S: 9 P: 17	R: 3 H: 2 E: 0 LOB: 2 K: 2 BB: 3 S: 16 P: 33	R: 0 H: 0 E: 0 LOB: 3 K: 1 BB: 0 S: 7 P: 11	R: 3 H: 3 E: 0 LOB: 0 K: 2 BB: 0 S: 10 P: 10	1B: 11 SF: 0 2B: 2 SAC: 0 3B: 0 DP: 2 HR: 1 HBP: 1	WP: 0 PA: 51 PB: 0 SB: 0 CS: 0	
PITCHER	IP WLS BF H R ER SO BB IBB HBP BLK WP HR S P ERA WHIP	PITCHER Dave Veres, R (10, 1) <small>ERA: 9.0</small>											
Pedro Astacio, R (1, 1) <small>ERA: 4.85</small> Roberto Ramirez, L (8, 1) <small>ERA: 3.38</small> Curt Leskanic, R (8, 1) <small>ERA: 5.4</small> Chuck McElroy, L (8, 1) <small>ERA: 7.71</small> Mike DeJean, R (9, 1) <small>ERA: 4.15</small>	7.0 0 29 7 3 3 8 2 0 1 0 0 0 0 65 103 3.86 1.286	0.1 H 2 0 0 0 1 1 0 0 0 0 0 0 4 9 0.00 3.000	0.0 1 0 0 0 0 1 0 0 0 0 0 0 0 4 ∞ ∞	0.2 B 4 1 2 2 1 1 0 0 0 0 0 0 11 19 27.00 3.000	1.0 3 0 0 0 0 0 0 0 0 0 0 0 0 6 10 0.00 0.000	2.0 L 12 5 3 3 3 1 0 0 0 0 0 1 0 21 13.50 3.000							

San Diego Padres @ Colorado Rockies
 Coors Field, Denver, CO
 Mon Apr 12 1999, 1:05 PM MDT
 Att: 48,073 - Sunny - 64 F

livebaseballscorecards.com

Batter	1	2	3	4	5	6	7	8	9	10	11	AB R H RBI BB SO LOB	BOTTOM																		
Darryl Hamilton, L (1, 8) OBP: 0.406, SLG: 0.444	3-2 HR		0-1 L9		1-0 FC1-6		1-1 G4-3			0-0 G6-3		5 1 1 1 0 0 2	San Diego Padres @ Colorado Rockies Coors Field, Denver, CO Mon Apr 12 1999, 1:05 PM MDT Att: 48,073 - Sunny - 64 F																		
Neifi Perez, S (1, 6) OBP: 0.387, SLG: 0.414	2-0 G1-3 G6-3 2B		0-1 G4-6-3 1B		1-0 F8		2-1 FC4 1B			0-0 CS 1B		5 1 4 1 0 0 1																			
Lenny Harris, L (1, 9) OBP: 0.118, SLG: 0.118 Mike Kelly, R (8, 9) OBP: 0.500, SLG: 1.000	1-0 G1-3 2-3		0-2 G4-6-3 1-2f		2-2 G6-3		1-0 SAFE FC4 1-2f			0-0 G1-3 1-2		4 0 0 0 0 0 3 1 0 0 0 0 0 1																			
Dante Bichette, R (1, 7) OBP: 0.375, SLG: 0.500	1-2 G6-3 3-H		2-2 P5		0-0 F8		0-1 P4			0-0 G4-3		5 0 0 1 0 0 0																			
Vinny Castilla, R (1, 5) OBP: 0.433, SLG: 0.630	2-2 F8		2-1 17 F7 2B		0-0 HR		1-2 G6-3			0-0 F9		5 1 2 1 0 0 0																			
17 Todd Helton, L (1, 3) OBP: 0.167, SLG: 0.433		2-1 HR	2-1 F7 2-3		1-2 1B		0-2 F7			0-0 G3		5 1 2 1 0 0 1																			
3 Mike Lansing, R (1, 4) OBP: 0.269, SLG: 0.250		3-2 L8	3-3 K		2-2 P4		1-0 G5-3					4 0 0 0 0 1 2																			
Kirt Manwaring, R (1, 2) OBP: 0.467, SLG: 0.417		1-3 K			0-0 F8		1-0 G4-3 SH2-4 1B HBP			2-3 K		3 1 0 0 0 2 0																			
Pedro Astacio, R (1, 1) OBP: 0.250, SLG: 0.250 Roberto Hernandez, L (8, 1) Curt Leskanic, R (8, 1) Chuck McElroy, L (8, 1) Mike DeJean, R (9, 1) Angel Echevarria, R (9, PH) Dave Veres, R (10, 1)		0-0 P3			0-0 FC1-6 1B		0-0 SH2-4			0-3 K2-3		2 0 1 0 1 0 0 0 0 0 1 0 0 0 0 0 0 0																			
Inning Stats	R: 2 E: 0 K: 0 S: 17	H: 2 LOB: 0 BB: 0 P: 26	R: 1 E: 0 K: 1 S: 11	H: 1 LOB: 0 BB: 0 P: 17	R: 0 E: 0 K: 0 S: 7	H: 1 LOB: 0 BB: 0 P: 7	R: 0 E: 0 K: 1 S: 12	H: 1 LOB: 1 BB: 0 P: 21	R: 0 E: 1 K: 0 S: 4	H: 1 LOB: 1 BB: 0 P: 6	R: 1 E: 0 K: 0 S: 11	H: 2 LOB: 1 BB: 0 P: 16		R: 1 E: 0 K: 0 S: 6	H: 1 LOB: 1 BB: 0 P: 11	R: 0 E: 0 K: 0 S: 8	H: 0 LOB: 0 BB: 0 P: 9	R: 0 E: 0 K: 2 S: 8	H: 0 LOB: 0 BB: 0 P: 11	R: 0 E: 0 K: 0 S: 3	H: 1 LOB: 0 BB: 0 P: 3	R: 0 E: 0 K: 0 S: 3	H: 0 LOB: 0 BB: 0 P: 3	1B: 5 2B: 2 3B: 0 HR: 3	SF: 0 SAC: 1 DP: 1 HBP: 1	WP: 0 PB: 0 SB: 0 CS: 1	PA: 42				
PITCHER	IP WLS BF H R ER SO BB IBB HBP BLK WP HR S P ERA WHIP																														
Woody Williams, R (1, 1) ERA: 3.46	6.0	25	8	4	4	2	0	0	0	0	0	0	3	62	93	6.00	1.333														
Dan Miceli, R (7, 1) ERA: 5.79	1.0	5	1	1	1	0	0	0	0	1	0	0	0	6	11	9.00	1.000														
Trevor Hoffman, R (8, 1) ERA:	2.0	6	0	0	0	2	0	0	0	0	0	0	0	16	20	0.00	0.000														
Donne Wall, R (10, 1) ERA:	1.0	W 3	1	0	0	0	0	0	0	0	0	0	0	3	3	0.00	1.000														
Carlos Reyes, R (11, 1) ERA: 1.23	1.0	S 3	0	0	0	0	0	0	0	0	0	0	0	3	3	0.00	0.000														

AB	40
R	5
H	10
RBI	5
BB	0
SO	4
LOB	10



WP	0
PB	0
SB	0
CS	1

1B	5
2B	2
3B	0
HR	3
SF	0
SAC	1
DP	1
HBP	1

PA	42
----	----

Batter	1	2	3	4	5	6	7	8	9	AB R H RBI BB SO LOB	TOP
Quilvio Veras, S (1, 4) <small>OBP: 0.263, SLG: 0.219</small>	2-2 			1-0 		2-0 		0-1 	1-0 	5 2 2 0 0 0 1	
Eric Owens, R (1, 7) <small>OBP: 0.235, SLG: 0.294</small>	0-1 			1-0 		2-0 		1-1 	1-2 	5 0 1 2 0 0 3	
Tony Gwynn, L (1, 9) <small>OBP: 0.474, SLG: 0.500</small>	2-3 			1-1 		1-1 		1-0 		4 1 1 2 0 1 1	
Jim Leyritz, R (1, 2) <small>OBP: 0.571, SLG: 0.900</small>						4-2 		0-0 		1 0 0 0 2 0 0	
Wally Joyner, L (1, 3) <small>OBP: 0.385, SLG: 0.375</small>						2-0 		4-0 		2 0 0 0 1 0 2	
Carlos Garcia, R (1, 5) <small>OBP: 0.250, SLG: 0.192</small> Carlos Almanzar, R (5, 1) <small>OBP: 0.438, SLG: 0.500</small> Damian Jackson, R (6, PH) <small>OBP: 0.438, SLG: 0.500</small> Brian Eshenberger, S (6, 1) <small>OBP: 0.438, SLG: 0.733</small> John Vander Wal, L (8, PH) <small>OBP: 0.438, SLG: 0.733</small> Roberto Rivera, L (8, 1) <small>OBP: 0.438, SLG: 0.733</small> Dan Miceli, R (8, 1)			1-0 			2-3 		1-2 		2 0 0 0 0 0 1 2 0 0 0 0 0 0 0 0 1 0 0 0 0 0 0 3 0 0 0 0 0 0 0 0 1 0 0 0 0 0 0 1 0 0 0 0 0 0 0 0 0 0 0 0 0 0 0 0	
Ruben Rivera, R (1, 8) <small>OBP: 0.143, SLG: 0.214</small>				1-0 		1-1 		2-3 		4 0 0 0 0 2 1	
Chris Gomez, R (1, 6) <small>OBP: 0.148, SLG: 0.115</small> Greg Myers, L (9, PH) <small>OBP: 0.467, SLG: 0.417</small>				1-2 				3-2 	0-0 	3 0 0 0 0 0 0 0 1 0 0 0 0 0 0 0	
Matt Clement, R (1, 1) Dave Magadan, L (5, 5) <small>OBP: 0.435, SLG: 0.450</small>				2-2 				4-2 	1-1 	1 0 0 0 0 0 0 0 1 1 0 0 2 0 0 0	
Inning Stats	R: 0 H: 0 E: 0 LOB: 0 K: 1 BB: 0 S: 8 P: 12	R: 0 H: 0 E: 0 LOB: 0 K: 0 BB: 0 S: 2 P: 4	R: 0 H: 0 E: 0 LOB: 0 K: 0 BB: 0 S: 8 P: 12	R: 0 H: 0 E: 0 LOB: 0 K: 0 BB: 0 S: 4 P: 7	R: 0 H: 0 E: 0 LOB: 1 K: 1 BB: 1 S: 8 P: 17	R: 2 H: 1 E: 1 LOB: 3 K: 0 BB: 2 S: 17 P: 39	R: 0 H: 0 E: 0 LOB: 0 K: 1 BB: 0 S: 9 P: 13	R: 2 H: 2 E: 0 LOB: 1 K: 0 BB: 1 S: 9 P: 16	R: 0 H: 1 E: 0 LOB: 2 K: 1 BB: 1 S: 10 P: 18	1B: 1 SF: 0 2B: 2 SAC: 0 3B: 0 DP: 1 HR: 1 HBP: 2	WP: 0 PA: 38 PB: 0 SB: 0 CS: 0
PITCHER Brian Bohanon, L (1, 1) <small>ERA: 1.88</small> Mike DeJean, R (8, 1) <small>ERA: 3.86</small> Roberto Ramirez, L (8, 1) <small>ERA: 3.0</small> Dave Veres, R (9, 1) <small>ERA: 7.2</small>	IP WLS BF H R ER SO BB IBB HBP BLK WP HR S P ERA WHIP 7.1 W 30 3 4 3 3 3 3 0 2 0 0 1 61 111 3.68 0.818 0.1 H 2 0 0 0 0 0 1 0 0 0 0 0 1 5 0.00 3.000 0.1 H 1 0 0 0 0 0 0 0 0 0 0 0 3 4 0.00 0.000 1.0 S 5 1 0 0 1 1 0 0 0 0 0 0 10 18 0.00 2.000	PITCHER IP WLS BF H R ER SO BB IBB HBP BLK WP HR S P ERA WHIP									

San Diego Padres @ Colorado Rockies
 Coors Field, Denver, CO
 Thu Apr 15 1999, 3:05 PM MDT
 Att. 40,027 - Cloudy - 36 F

AB	31
R	4
H	4
RBI	4
BB	5
SO	4
LOB	14



Batter	1	2	3	4	5	6	7	8	9	AB R H RBI BB SO LOB	TOP											
Eric Young Sr., R (1, 4) OBP: 0.426, SLG: 0.444	2-2 1B		1-0 G6-4-3			0-1 P6		1-0 G6-3		4 0 1 0 0 0 2												
22 Devon White, S (1, 8) OBP: 0.314, SLG: 0.375	1-3 K			0-3 K		1-1 G4-3		0-0 G4-3		4 0 0 0 0 2 1												
Gary Sheffield, R (1, 7) OBP: 0.354, SLG: 0.524	0-2 P9			1-2 P6		0-1 G6-3		4-1 BB		3 0 0 0 1 0 1												
Raul Mondesi, R (1, 9) OBP: 0.396, SLG: 0.537	3-3 K			4-2 1B BB			2-3 K	0-0 F8		3 0 0 0 1 2 2												
Todd Hundley, S (1, 2) OBP: 0.263, SLG: 0.353		0-1 G4-3		1-0 FC5-4 1B		0-1 F8		3-2 G3-1		4 0 1 0 0 0 1												
Eric Karros, R (1, 3) OBP: 0.380, SLG: 0.533		2-3 K		0-0 FC5-4		2-2 G5-3				3 0 0 0 0 1 2												
Mark Grudzielanek, R (1, 6) OBP: 0.310, SLG: 0.342		0-0 F8			0-2 F9			2-1 2B		3 0 1 0 0 0 0												
Adrián Beltré, R (1, 5) OBP: 0.426, SLG: 0.583			0-1 G6-4-3 1B		0-1 CS 1B		0-0 P4			3 0 2 0 0 0 1												
Kevin Brown, R (1, 1)			2-3 K		2-3 K		1-3 K			2 0 0 0 0 2 2												
Alan Mills, R (7, 1)										0 0 0 0 0 0 0												
Dave Hansen, L (8, PH) OBP: 0.778, SLG: 1.429										1 0 0 0 0 1 1												
Onan Masaoka, R (8, 1)										0 0 0 0 0 0 0												
Inning Stats	R: 0 E: 0 K: 2 S: 13	H: 1 LOB: 1 BB: 0 P: 18	R: 0 E: 0 K: 1 S: 7	H: 0 LOB: 0 BB: 0 P: 9	R: 0 E: 0 K: 1 S: 6	H: 1 LOB: 0 BB: 0 P: 9	R: 0 E: 0 K: 1 S: 12	H: 1 LOB: 2 BB: 1 P: 18	R: 0 E: 0 K: 1 S: 10	H: 1 LOB: 0 BB: 0 P: 11	R: 0 E: 0 K: 0 S: 6	H: 0 LOB: 0 BB: 0 P: 7	R: 0 E: 0 K: 1 S: 9	H: 0 LOB: 0 BB: 0 P: 13	R: 0 E: 0 K: 1 S: 7	H: 1 LOB: 1 BB: 0 P: 11	R: 0 E: 0 K: 0 S: 6	H: 0 LOB: 1 BB: 1 P: 13	1B: 4 2B: 1 3B: 0 HR: 0	SF: 0 SAC: 0 DP: 1 HBP: 0	WP: 0 PB: 0 SB: 1 CS: 1	PA: 32
PITCHER Andy Ashby, R (1, 1) ERA: 3.71	IP: 9.0 WLS: W BF: 32 H: 5 R: 0 ER: 0 SO: 8 BB: 2 IBB: 0 HBP: 0 BLK: 0 WP: 0 HR: 0 S: 76 P: 109 ERA: 0.00 WHIP: 0.778											PITCHER	IP: 9.0 WLS: W BF: 32 H: 5 R: 0 ER: 0 SO: 8 BB: 2 IBB: 0 HBP: 0 BLK: 0 WP: 0 HR: 0 S: 76 P: 109 ERA: 0.00 WHIP: 0.778									

Los Angeles Dodgers @ San Diego Padres
Qualcomm Stadium, San Diego, CA

AB	30
R	0
H	5
RBI	0
BB	2
SO	8
LOB	13



Fri Apr 16 1999, 10:05 PM EDT
Att. 48,943 - Cloudy - 78 F

WP: 0	PA: 32
PB: 0	
SB: 1	
CS: 1	

Batter	1	2	3	4	5	6	7	8	9
Quilvio Veras, S (1, 4) <small>OBP: 0.256, SLG: 0.222</small>									
Reggie Sanders, R (1, 8) <small>OBP: 0.378, SLG: 0.345</small>									
Tony Gwynn, L (1, 9) <small>OBP: 0.500, SLG: 0.553</small>									
Wally Joyner, L (1, 3) <small>OBP: 0.372, SLG: 0.389</small>									
John Vander Wal, L (1, 7) <small>OBP: 0.421, SLG: 0.667</small> Ruben Rivera, R (6, PR) <small>OBP: 0.138, SLG: 0.207</small>									
Jim Leyritz, R (1, 2) <small>OBP: 0.531, SLG: 0.792</small>									
Dave Magadan, L (1, 5) <small>OBP: 0.444, SLG: 0.458</small>									
Chris Gomez, R (1, 6) <small>OBP: 0.194, SLG: 0.138</small>									
Andy Ashby, R (1, 1)									

AB	R	H	RBI	BB	SO	LOB
4	0	1	1	0	1	1
5	1	1	0	0	3	4
4	1	3	0	0	0	1
4	0	1	1	0	2	4
3	0	1	1	0	0	3
1	0	0	0	0	0	2
4	0	1	0	0	1	3
4	1	2	0	0	0	2
3	0	1	0	1	2	1
3	0	0	0	0	3	5

BOTTOM

Los Angeles Dodgers @ San Diego Padres
Qualcomm Stadium, San Diego, CA

Fri Apr 16 1999, 10:05 PM EDT
Att: 48,943 - Cloudy - 78 F

AB	35
R	3
H	11
RBI	3
BB	1
SO	12
LOB	26



Inning Stats		R: 0	H: 2	R: 0	H: 0	R: 0	H: 0	R: 0	H: 1	R: 1	H: 2	R: 1	H: 3	R: 1	H: 2	R: 0	H: 1
		E: 0	LOB: 2	E: 0	LOB: 0	E: 0	LOB: 0	E: 0	LOB: 1	E: 0	LOB: 1	E: 0	LOB: 3	E: 1	LOB: 2	E: 1	LOB: 2
		K: 2	BB: 0	K: 1	BB: 0	K: 2	BB: 0	K: 1	BB: 0	K: 2	BB: 0	K: 1	BB: 1	K: 1	BB: 0	K: 2	BB: 0
		S: 16	P: 23	S: 8	P: 12	S: 7	P: 10	S: 10	P: 15	S: 16	P: 27	S: 9	P: 17	S: 13	P: 21	S: 11	P: 17

PITCHER		IP	WLS	BF	H	R	ER	SO	BB	IBB	HBP	BLK	WP	HR	S	P	ERA	WHIP
Kevin Brown, R (1, 1)	ERA: 3.15	6.1	L	31	10	3	2	9	0	1	0	0	0	0	74	116	2.84	1.579
Alan Mills, R (7, 1)	ERA: 1.59	0.2		2	0	0	0	1	0	0	0	0	0	5	9	0.00	0.000	
Onan Masaoka, L (8, 1)	ERA: 4.15	1.0		5	1	0	0	2	0	0	0	0	1	0	11	17	0.00	1.000

WP	PA	3B	DP	CS
1	38	0	0	0

Batter	1	2	3	4	5	6	7	8	9	AB R H RBI BB SO LOB	TOP																									
Eric Young Sr., R (1, 4) OBP: 0.407, SLG: 0.408	0-0 P7		0-3 K2-3		0-1 P6	4-0 S BB			2-0 G5-6-3	4 0 0 0 1 1 0	Los Angeles Dodgers @ San Diego Padres Qualcomm Stadium, San Diego, CA Sat Apr 17 1999, 10:05 PM EDT Att. 56,568 - Unknown - 76 F livebaseballscorecards.com																									
Mark Grudzielanek, R (1, 6) OBP: 0.319, SLG: 0.349	2-1 S 1B 1B		0-0 HR 1B		2-0 F8	1-3 K		0-3 K	5 2 2 0 0 2 1																											
Gary Sheffield, R (1, 7) OBP: 0.377, SLG: 0.652	3-2 SAFE P9		3-2 SAFE HR 1-H		4-1 S BB		0-0 HR	3-1 G5-3	4 2 2 3 1 0 1																											
Raul Mondesi, R (1, 9) OBP: 0.386, SLG: 0.500	4-1 SAFE S 1B 1-2 BB		2-2 G6-3		2-3 K		0-0 G6-3		3 0 0 0 1 1 1																											
Eric Karros, R (1, 3) OBP: 0.389, SLG: 0.521	0-1 1-2 2-H 1B		4-2 S BB		1-3 K		0-0 P9		3 0 1 1 1 1 0																											
Adrián Beltré, R (1, 5) OBP: 0.412, SLG: 0.550	2-3 K		3-1 P3		0-1 1B 22 HR 1B		1-3 K		4 1 1 0 0 2 3																											
Jacob Brumfield, R (1, 8) OBP: 0.222, SLG: 0.222		2-1 F9		3-2 P5	1-2 22 HR 1B		0-3 K		4 1 1 0 0 1 0																											
Paul Lo Duca, R (1, 2)		0-3 K		3-1 F9	1-3 K		1-0 L7		4 0 0 0 0 2 2																											
Chan Ho Park, R (1, 1) OBP: 0.167, SLG: 0.167		0-3 K		0-3 K	2-1 HR		0-0 G6-3		2 0 0 0 0 2 0																											
22 Devon White, S (6, PH) OBP: 0.327, SLG: 0.449									1 1 1 3 0 0 0																											
Antonio Osuna, R (6, 1)									0 0 0 0 0 0 0																											
Pedro Borbon, R (7, 1)									1 0 0 0 0 0 0																											
Jeff Shaw, R (9, 1)									0 0 0 0 0 0 0																											
Inning Stats	R: 1 E: 0 K: 1 S: 12	H: 2 LOB: 2 BB: 1 P: 23	R: 0 E: 0 K: 2 S: 8	H: 0 LOB: 0 BB: 0 P: 10	R: 2 E: 0 K: 1 S: 15	H: 2 LOB: 1 BB: 1 P: 27	R: 0 E: 0 K: 1 S: 9	H: 0 LOB: 0 BB: 0 P: 15	R: 0 E: 0 K: 1 S: 8	H: 0 LOB: 1 BB: 1 P: 16	R: 3 E: 0 K: 3 S: 18	H: 3 LOB: 1 BB: 1 P: 28	R: 1 E: 0 K: 1 S: 6	H: 1 LOB: 0 BB: 0 P: 7	R: 0 E: 0 K: 1 S: 5	H: 0 LOB: 0 BB: 0 P: 6	R: 0 E: 0 K: 1 S: 6	H: 0 LOB: 0 BB: 0 P: 11	1B: 5 2B: 0 3B: 0 HR: 3	SF: 0 SAC: 0 DP: 0 HBP: 0	WP: 0 PB: 0 SB: 6 CS: 0	PA: 39														
PITCHER	IP WLS BF H R ER SO BB IBB HBP BLK WP HR S P ERA WHIP																																			
Sterling Hitchcock, L (1, 1) ERA: 6.28	5.0		22	4	3	3	6	3	0	0	0	0	1	52	91	5.40	1.400																			
Carlos Reyes, R (6, 1) ERA: 4.32	1.0	L	7	3	3	3	3	1	0	0	0	0	1	18	28	27.00	4.000																			
Brian Boehringer, R (7, 1) ERA: 0.87	1.0		4	1	1	1	1	0	0	0	0	0	1	6	7	9.00	1.000																			
Carlos Almanzar, R (8, 1) ERA: 6.14	2.0		6	0	0	0	2	0	0	0	0	0	0	11	17	0.00	0.000																			

AB	35
R	7
H	8
RBI	7
BB	4
SO	12
LOB	8



Batter	1	2	3	4	5	6	7	8	9
Quilvio Veras, S (1, 4) <small>OBP: 0.288, SLG: 0.333</small>	0-0 G4-3		1-0 G4-3		1-0 HR		3-1 1-H CS 1B		
Dave Magadan, L (1, 5) <small>OBP: 0.382, SLG: 0.387</small> Jim Leyritz, R (7, PH) <small>OBP: 0.459, SLG: 0.655</small>	3-1 F8			0-1 F8	1-1 1B 1B		2-0 L9 1-2		
Tony Gwynn, L (1, 9) <small>OBP: 0.480, SLG: 0.533</small> Trevor Hoffman, R (9, 1)	0-0 P6			3-2 1B HBP	0-1 1B			0-0 F8	
Wally Joyner, L (1, 3) <small>OBP: 0.412, SLG: 0.405</small> Reggie Sanders, R (8, PR) <small>OBP: 0.366, SLG: 0.313</small>		1-1 F7		4-1 1B BB	2-3 K			4-0 E 2B BB	
John Vander Wal, L (1, 7) <small>OBP: 0.400, SLG: 0.545</small> Donne Wall, R (7, 1) Dan Miceli, R (8, 1) Phil Nevin, R (8, PH) <small>OBP: 1.000, SLG: 1.500</small>		2-1 L8		0-3 K		2-2 G4-3		2-0 SAFE G5-3 1-H 2B	
Greg Myers, L (1, 2) <small>OBP: 0.550, SLG: 0.467</small>		3-2 1B		2-2 1B 1-3 2-H		0-0 G4-3		4-0 IBB	
Ruben Rivera, R (1, 8) <small>OBP: 0.118, SLG: 0.176</small>		1-3 K		1-1 P4		2-2 P9		3-2 G5-3 2-3f	
Damian Jackson, R (1, 6) <small>OBP: 0.421, SLG: 0.438</small>			1-2 F8		4-2 CS BB		1-3 K		
Woody Williams, R (1, 1) Eric Owens, R (7, 7) <small>OBP: 0.263, SLG: 0.316</small>			0-1 F8		3-0 SAFE P4 1-2		2-2 1B 1B		

Inning Stats	R: 0	H: 0	E: 0	K: 0	S: 4	R: 0	H: 1	E: 0	K: 1	S: 11	R: 0	H: 0	E: 0	K: 0	S: 6	R: 1	H: 1	E: 0	K: 1	S: 13	R: 1	H: 3	E: 0	K: 1	S: 13	R: 0	H: 0	E: 0	K: 0	S: 9	R: 1	H: 2	E: 0	K: 1	S: 9	R: 1	H: 1	E: 1	K: 0	S: 6
	0	0	0	0	7	0	1	0	1	18	0	0	0	0	8	1	1	0	1	23	1	3	0	1	24	0	0	0	0	13	1	2	0	1	17	1	1	1	2	19

PITCHER	IP	WLS	BF	H	R	ER	SO	BB	IBB	HBP	BLK	WP	HR	S	P	ERA	WHIP
Ismael Valdez, R (1, 1) <small>ERA: 4.12</small>	6.1		27	6	3	3	4	2	0	1	0	0	1	62	102	4.26	1.263
Onan Masaoka, L (7, 1) <small>ERA: 3.38</small>	1.0	L	4	1	1	0	0	1	0	0	0	0	0	4	13	0.00	2.000
Alan Mills, R (8, 1) <small>ERA: 1.42</small>	0.2		3	1	0	0	0	0	1	0	0	0	0	5	14	0.00	1.500

BOTTOM

Los Angeles Dodgers @ San Diego Padres
Qualcomm Stadium, San Diego, CA

Sun Apr 18 1999, 4:05 PM EDT
Att: 51,341 - Sunny - 83 F

AB	R	H	RBI	BB	SO	LOB
4	1	2	2	0	0	0
3	0	1	0	0	0	0
1	0	0	0	0	0	1
3	1	1	0	0	0	0
0	0	0	0	0	0	0
2	0	0	0	2	1	2
0	1	0	0	0	0	0
3	0	0	0	0	1	2
0	0	0	0	0	0	0
0	0	0	0	0	0	0
1	0	1	1	0	0	0
3	0	2	1	1	0	0
4	0	0	0	0	1	5
2	0	0	0	1	1	0
2	0	0	0	0	0	1
1	1	1	0	0	0	0

AB	29
R	4
H	8
RBI	4
BB	4
SO	4
LOB	11



PITCHER	IP	WLS	BF	H	R	ER	SO	BB	IBB	HBP	BLK	WP	HR	S	P	ERA	WHIP
Ismael Valdez, R (1, 1) <small>ERA: 4.12</small>	6.1		27	6	3	3	4	2	0	1	0	0	1	62	102	4.26	1.263
Onan Masaoka, L (7, 1) <small>ERA: 3.38</small>	1.0	L	4	1	1	0	0	1	0	0	0	0	0	4	13	0.00	2.000
Alan Mills, R (8, 1) <small>ERA: 1.42</small>	0.2		3	1	0	0	0	0	1	0	0	0	0	5	14	0.00	1.500

Batter	1	2	3	4	5	6	7	8	9	10	AB R H RBI BB SO LOB	TOP													
18 Jason Kendall, R OBP: 0.448, SLG: 0.490 (1, 2)	2-1 G6-3		0-1 G5-3		0-0 P9		0-2 G6-3			0-0 BB 1B 2B	5 1 1 0 0 0 2	Pittsburgh Pirates @ San Diego Padres Qualcomm Stadium, San Diego, CA Tue Apr 20 1999, 10:05 PM EDT Att: 15,439 - Cloudy - 68 F													
Warren Morris, L OBP: 0.273, SLG: 0.353 (1, 4)	2-0 G3		2-3 K		1-2 G4-3			3-2 F7		0-3 K	5 0 0 0 0 0 2 2														
Brian Giles, L OBP: 0.474, SLG: 0.581 (1, 9)	3-2 HR			0-0 1B 2B	0-1 G3-1			3-3 K		4-0 1B BB E IBB	4 3 2 1 1 1 0														
Kevin Young, R OBP: 0.379, SLG: 0.490 (1, 3)	0-3 K			2-2 G5-3		1-2 P6		2-3 K		4-0 E 1B 2B BB	4 1 0 0 1 2 1														
Brant Brown, L OBP: 0.344, SLG: 0.548 Scott Sauerbeck, R Jim Dougherty, R Adrian Brown, S OBP: 0.300, SLG: 0.125 (1, 8) (6, 1) (7, 1) (7, 8)		0-0 G4-3		3-2 K		0-0 G4-3			1-3 K	0-0 E 2B 1B	3 0 0 0 0 0 1 1 0 0 0 0 0 0 0 0 0 0 0 0 0 0 0 0 2 1 1 1 0 1 0														
Ed Sprague, R OBP: 0.385, SLG: 0.489 (1, 5)		3-2 G5-3		0-2 2B 1B		1-2 P4			1-2 2B	0-3 K	5 1 2 1 0 1 3														
Al Martin, L OBP: 0.308, SLG: 0.333 (1, 7)		3-2 K		2-1 1-H 2B			3-2 F8		4-0 IBB	0-0 E4 2B	4 0 1 1 1 1 2														
Mike Benjamin, R OBP: 0.268, SLG: 0.333 (1, 6)			0-0 SH3-4 1B	4-0 IBB			2-2 G3-1 2B		1-3 K	0-0 1-3 2-H 3-H 2B	4 0 3 2 1 1 2														
Kris Benson, R Turner Ward, S Jeff Wallace, L Jason Christiansen, R Freddy Garcia, R Mike Williams, R OBP: 0.200, SLG: 0.400 OBP: 0.425, SLG: 0.400 (1, 1) (6, 8) (7, 1) (8, 1) (9, PH) (9, 1)			1-1 SH3-4	0-3 K			3-1 G3-1		0-3 K	0-0 G3	1 0 0 0 0 0 1 2 1 0 0 0 0 0 0 1 0 0 0 0 0 0 0 0 0 0 0 0 0 0 0 0 1 0 0 0 0 0 1 2 1 0 0 0 0 0 0 2														
Inning Stats	R: 1 E: 0 K: 1 S: 9	H: 1 LOB: 0 BB: 0 P: 16	R: 0 E: 0 K: 1 S: 7	H: 0 LOB: 0 BB: 0 P: 13	R: 0 E: 0 K: 1 S: 11	H: 1 LOB: 1 BB: 0 P: 14	R: 2 E: 0 K: 2 S: 17	H: 3 LOB: 2 BB: 1 P: 28	R: 0 E: 0 K: 0 S: 6	H: 0 LOB: 0 BB: 0 P: 7	R: 0 E: 0 K: 0 S: 13		H: 1 LOB: 1 BB: 0 P: 21	R: 0 E: 0 K: 2 S: 9	H: 0 LOB: 0 BB: 0 P: 17	R: 0 E: 0 K: 3 S: 13	H: 1 LOB: 2 BB: 1 P: 20	R: 4 E: 1 K: 2 S: 11	H: 3 LOB: 2 BB: 2 P: 19	1B: 3 2B: 6 3B: 0 HR: 1	SF: 0 SAC: 1 DP: 0 HBP: 0	WP: 0 PB: 0 SB: 0 CS: 0	PA: 45		
PITCHER	IP WLS BF H R ER SO BB IBB HBP BLK WP HR S P ERA WHIP																								
Matt Clement, R ERA: 6.89 (1, 1)	7.0																								
Roberto Rivera, L ERA: (8, 1)	0.2																								
Dan Miceli, R ERA: 3.52 (8, 1)	1.1																								
Trevor Hoffman, R ERA: 1.5 (10, 1)	1.0	L																							

AB	40
R	7
H	10
RBI	6
BB	4
SO	12
LOB	20



Batter	1	2	3	4	5	6	7	8	9	AB R H RBI BB SO LOB	TOP											
18 Jason Kendall, R (1, 2) OBP: 0.435, SLG: 0.462	1-3 K		2-2 F8			0-0 G5-3		4-2 G4-6-3 BB		3 0 0 0 1 1 1												
Abraham Nunez, S (1, 4) OBP: 0.350, SLG: 0.389 Turner Ward, S (8, PH) OBP: 0.417, SLG: 0.381 Warren Morris, L (8, 4) OBP: 0.273, SLG: 0.353	2-1 P6			3-2 G3		3-3 K		1-0 G4-6-3 1-2f		3 0 0 0 0 1 0 1 0 0 0 0 0 2 0 0 0 0 0 0 0												
Brian Giles, L (1, 9) OBP: 0.443, SLG: 0.532	1-2 F8			2-2 G3-1		0-2 G4-3			2-1 G5-3	4 0 0 0 0 0 0												
Kevin Young, R (1, 3) OBP: 0.371, SLG: 0.463		4-2 L7 BB		1-3 K			2-3 K		1-1 E6	3 0 0 0 1 2 0												
Brant Brown, L (1, 8) OBP: 0.361, SLG: 0.571		1-0 F7			0-1 2B		3-2 1B 1B		3-3 K	4 0 2 0 0 1 2												
Ed Sprague, R (1, 5) OBP: 0.375, SLG: 0.469		1-0 L7 1-2			1-0 L9		0-1 1-3 G1-6-3 1B		2-1 P8	4 0 1 0 0 0 3												
Al Martin, L (1, 7) OBP: 0.310, SLG: 0.308			1-3 K		4-0 IBB		0-0 G1-6-3 1-2f			2 0 0 0 1 1 2												
Mike Benjamin, R (1, 6) OBP: 0.285, SLG: 0.324			4-0 SH3-4 BB		2-3 K			4-1 SH1-4 BB		1 0 0 0 2 1 2												
Jason Schmidt, R (1, 1) OBP: 0.167, SLG: 0.167			0-0 SH3-4 1-2		0-3 K			0-0 SH1-4 1-2		1 0 0 0 0 1 2												
Inning Stats	R: 0 E: 0 K: 1 S: 8	H: 0 LOB: 0 BB: 0 P: 12	R: 0 E: 0 K: 0 S: 5	H: 0 LOB: 1 BB: 1 P: 11	R: 0 E: 0 K: 1 S: 8	H: 0 LOB: 1 BB: 1 P: 15	R: 0 E: 0 K: 1 S: 9	H: 0 LOB: 0 BB: 0 P: 15	R: 0 E: 0 K: 2 S: 10	H: 1 LOB: 2 BB: 1 P: 17	R: 0 E: 0 K: 1 S: 7	H: 0 LOB: 0 BB: 0 P: 10	R: 0 E: 0 K: 1 S: 9	H: 2 LOB: 1 BB: 0 P: 14	R: 0 E: 0 K: 0 S: 6	H: 0 LOB: 1 BB: 2 P: 15	R: 0 E: 1 K: 1 S: 10	H: 0 LOB: 1 BB: 0 P: 18	1B: 2 2B: 1 3B: 0 HR: 0	SF: 0 SAC: 2 DP: 2 HBP: 0	WP: 0 PB: 0 SB: 0 CS: 0	PA: 33
PITCHER	IP WLS BF H R ER SO BB IBB HBP BLK WP HR S P ERA WHIP																					
Andy Ashby, R (1, 1) ERA: 2.52	8.0 W 29 3 0 0 7 4 1 0 0 0 0 62 109 0.00 0.875																					
Trevor Hoffman, R (9, 1) ERA: 1.29	1.0 S 4 0 0 0 1 0 0 0 0 0 0 0 10 18 0.00 0.000																					

Pittsburgh Pirates @ San Diego Padres
Qualcomm Stadium, San Diego, CA
Wed Apr 21 1999, 10:35 PM EDT
Att. 13,928 - Cloudy - 67 F

AB	26
R	0
H	3
RBI	0
BB	5
SO	8
LOB	14



Batter	1	2	3	4	5	6	7	8	9
Quilvio Veras, S (1, 4) OBP: 0.292, SLG: 0.309 B C F C	1-3 K		X 0-0 G3			C B C B S 2-3 K		C B B S B B 4-2 1B BB	
Dave Magadan, L (1, 5) OBP: 0.349, SLG: 0.333 B C X	1-1 G5-3			B 2-2 P6		F C B B X 2-2 G4-3		1 SAFE 0-0 CS 1B 1B	
Tony Gwynn, L (1, 9) OBP: 0.476, SLG: 0.526 Eric Owens, R (8, PR) OBP: 0.273, SLG: 0.286 C F X (9, 7)	0-2 G6-3			X 0-0 G6-3		B F B S B X 3-2 1B 1B		B F B B X 2-1 1-2 1B	
Wally Joyner, L (1, 3) OBP: 0.375, SLG: 0.352 C B B T B			1-3 K		S 2-3 K	X 0-0 1-3 1B		F B B S B B 2-3 K	
John Vander Wal, L (1, 7) OBP: 0.441, SLG: 0.586 Ruben Rivera, R (6, 8) OBP: 0.132, SLG: 0.211 B B T B B B			4-2 BB		X 0-0 G4-3	C B C B S 2-3 K		B 1-3 K	
Reggie Sanders, R (1, 8) OBP: 0.365, SLG: 0.366 C B S X (6, 7) (9, 9)			0-1 G6-4-3		B B B X 2-0 HR		C B C B B C 3-3 K		
Jim Leyritz, R (1, 2) OBP: 0.391, SLG: 0.526 C B B S S			2-3 K2-3		B B B C X 2-1 FC4-6 1B		C B B B C 2-3 K		
Damian Jackson, R (1, 6) OBP: 0.478, SLG: 0.526 B B C C X			2-2 G6-3 1B		C 0-1 FC4-6		B B C C X 2-2 2B		
Andy Ashby, R (1, 1) Trevor Hoffman, R (9, 1) B B B C X 1 SAFE			3-1 G6-3		C B B S 1-3 K		X 0-0 P6		

Inning Stats	R: 0	H: 0	E: 0	K: 1	S: 8	R: 0	H: 0	E: 0	K: 1	S: 9	R: 0	H: 0	E: 0	K: 1	S: 9	R: 1	H: 2	E: 0	K: 1	S: 9	R: 0	H: 2	E: 0	K: 2	S: 13	R: 0	H: 1	E: 0	K: 2	S: 11	R: 1	H: 2	E: 0	K: 2	S: 12
	0	0	0	1	8	0	0	0	1	9	0	0	0	1	9	1	2	0	1	9	0	2	0	2	13	0	1	2	0	18	1	2	0	2	12

PITCHER	IP	WLS	BF	H	R	ER	SO	BB	IBB	HBP	BLK	WP	HR	S	P	ERA	WHIP
Jason Schmidt, R (1, 1) ERA: 2.6	8.0	L	32	8	2	2	11	2	0	0	0	0	1	79	127	2.25	1.250

BOTTOM


AB	R	H	RBI	BB	SO	LOB
3	1	0	0	1	2	1
4	0	1	0	0	0	0
4	0	2	1	0	0	0
0	0	0	0	0	0	0
4	0	1	0	0	3	2
1	0	0	0	1	0	0
2	0	0	0	0	2	3
3	1	1	1	0	1	1
3	0	1	0	0	2	0
3	0	2	0	0	0	1
3	0	0	0	0	1	3
0	0	0	0	0	0	0

AB 30
R 2
H 8
RBI 2
BB 2
SO 11
LOB 11

WP: 0 **PA: 32**
PB: 0
SB: 0
CS: 1

WP: 0 **PA: 32**
ERA 2.25 **WHIP 1.250**

Pittsburgh Pirates @ San Diego Padres
Qualcomm Stadium, San Diego, CA
 Wed Apr 21 1999, 10:35 PM EDT
 Att: 13,928 - Cloudy - 67 F



Batter	1	2	3	4	5	6	7	8	9	AB R H RBI BB SO LOB	TOP
Tony Womack, L (1, 9) OBP: 0.340, SLG: 0.318	2-1 P7		1-3 K		1-1 CS 1B		0-1 FC4 HR		3-2 F9 S 1B	5 1 2 0 0 1 2	Arizona Diamondbacks @ San Diego Padres Qualcomm Stadium, San Diego, CA Fri Apr 23 1999, 10:05 PM EDT Att. 20,437 - Cloudy - 59 F
Jay Bell, R (1, 4) OBP: 0.367, SLG: 0.586	3-3 K			4-1 S 2B BB	3-2 G5-3	1-2 SAFE SAFE HR IBB	4-0 HR IBB	3-1 F9	3 2 0 0 2 1 2		
Travis Lee, L (1, 3) OBP: 0.296, SLG: 0.387	1-1 P2			4-0 2B 1-2 2B BB	2-2 G1-3	1-2 L6	1-2 L6	2-3 K	4 1 0 0 1 1 4		
Matt Williams, R (1, 5) OBP: 0.418, SLG: 0.730 Andy Fox, L (9, PH) OBP: 0.308, SLG: 0.250		1-2 WP 1B		2-0 2B 1-3 2-H		3-3 K	1-0 HR	3-3 K	4 2 3 5 0 1 0 1 0 0 0 0 1 1		
Bernard Gilkey, R (1, 7) OBP: 0.409, SLG: 0.730 Brian Anderson, R (7, 1) John Frascatore, R (8, 1) Greg Swindell, L (9, 1)		1-2 SAFE SAFE SAFE P3		2-0 SH3-4 SF8 2B 2-H 3-H		2-1 F9	1-1 F8		4 1 1 2 0 0 1 0		
Steve Finley, L (1, 8) OBP: 0.303, SLG: 0.507		1-3 K		0-1 SH3-4		1-2 HR		2-1 HR	3 2 2 2 0 1 1		
Tony Batista, R (1, 6) OBP: 0.302, SLG: 0.431		2-2 F7		1-2 SF8		1-1 P7		1-2 G6-3	3 0 0 1 0 0 1		
Damian Miller, R (1, 2) OBP: 0.377, SLG: 0.438			0-0 F9		0-2 2B		0-0 E1 FC4 HR 1B	0-1 P3	4 1 2 0 0 0 0		
Andy Benes, R (1, 1) OBP: 0.333, SLG: 0.200 David Dellucci, L (7, PH) OBP: 0.385, SLG: 0.364			1-3 K		1-3 K2-3		0-2 FC4 1B	1-0 G3-1	2 0 0 0 0 2 1 2 0 1 0 0 0 0		
Inning Stats	R: 0 E: 0 K: 1 S: 7 H: 0 LOB: 0 BB: 0 P: 13	R: 0 E: 0 K: 1 S: 18 H: 1 LOB: 1 BB: 0 P: 25	R: 0 E: 0 K: 2 S: 8 H: 0 LOB: 0 BB: 0 P: 10	R: 4 E: 0 K: 1 S: 14 H: 3 LOB: 1 BB: 2 P: 28	R: 0 E: 0 K: 1 S: 9 H: 1 LOB: 0 BB: 0 P: 14	R: 1 E: 0 K: 1 S: 12 H: 1 LOB: 0 BB: 0 P: 19	R: 4 E: 1 K: 0 S: 13 H: 3 LOB: 0 BB: 1 P: 20	R: 1 E: 0 K: 0 S: 8 H: 1 LOB: 0 BB: 0 P: 12	R: 0 E: 0 K: 2 S: 12 H: 1 LOB: 1 BB: 0 P: 23	1B: 5 2B: 3 3B: 0 HR: 3 SF: 1 SAC: 1 DP: 0 HBP: 0	
PITCHER	IP WLS BF H R ER SO BB IBB HBP BLK WP HR S P ERA WHIP	IP WLS BF H R ER SO BB IBB HBP BLK WP HR S P ERA WHIP	IP WLS BF H R ER SO BB IBB HBP BLK WP HR S P ERA WHIP	IP WLS BF H R ER SO BB IBB HBP BLK WP HR S P ERA WHIP	IP WLS BF H R ER SO BB IBB HBP BLK WP HR S P ERA WHIP	IP WLS BF H R ER SO BB IBB HBP BLK WP HR S P ERA WHIP	IP WLS BF H R ER SO BB IBB HBP BLK WP HR S P ERA WHIP	IP WLS BF H R ER SO BB IBB HBP BLK WP HR S P ERA WHIP	IP WLS BF H R ER SO BB IBB HBP BLK WP HR S P ERA WHIP	IP WLS BF H R ER SO BB IBB HBP BLK WP HR S P ERA WHIP	IP WLS BF H R ER SO BB IBB HBP BLK WP HR S P ERA WHIP
Sterling Hitchcock, L (1, 1) ERA: 6.64	6.0 L 25 6 5 5 6 2 0 0 0 1 1 68 109 7.50 1.333										
Brian Boehringer, R (7, 1) ERA: 3.95	2.0 11 4 5 5 0 0 0 1 0 0 0 2 21 32 22.50 2.000										
Carlos Almanzar, R (9, 1) ERA: 5.4	1.0 4 1 0 0 0 2 0 0 0 0 0 0 12 23 0.00 1.000										

livebaseballscores.com



Batter	1	2	3	4	5	6	7	8	9	AB	R	H	RBI	BB	SO	LOB
Quilvio Veras, S OBP: 0.286, SLG: 0.300 (1, 4)	0-0 G4-3		2-1 1B HR	0-0 E7 1B		2-3 K			1-2 G6-3	5	1	1	0	0	1	1
Dave Magadan, L OBP: 0.375, SLG: 0.364 (1, 5)	2-3 K		1 SAFE 0-1 1B HR	2-2 1B			3-2 G6-4-3 1B		1-0 F7	5	1	3	1	0	1	0
Tony Gwynn, L OBP: 0.485, SLG: 0.574 (1, 9)	4-2 FC6 BB		0-0 1-H 3-H HR		3-1 F7		0-1 G6-4-3		0-1 1B	4	1	2	3	1	0	1
Wally Joyner, L OBP: 0.362, SLG: 0.328 (1, 3)	1-1 FC6		0-1 P6		4-0 BB BB		0-0 G5-3		3-2 G4-3	4	0	0	0	1	0	2
John Vander Wal, L OBP: 0.421, SLG: 0.545 (1, 7)		2-0 1B	1-3 K		1 SAFE 1 SAFE 0-3 K			1-0 G6-3		4	0	1	0	0	2	1
Reggie Sanders, R OBP: 0.375, SLG: 0.349 (1, 8)		0-0 L8	3-2 P6		4-0 1-2 BB			4-2 HR BB		2	1	0	0	2	0	0
Jim Leyritz, R OBP: 0.400, SLG: 0.595 (1, 2)		3-2 BB 1B		1-0 G5-3	0-2 G6-3			3-2 HR		4	1	2	2	0	0	2
Chris Gomez, R OBP: 0.267, SLG: 0.195 Greg Myers, L OBP: 0.478, SLG: 0.389 Damian Jackson, R OBP: 0.478, SLG: 0.526 (1, 6) (8, PH) (9, 6)	4-2 1-2 BB		2-3 K		0-2 G5-3			1-0 P5		2	0	0	0	1	1	0
Sterling Hitchcock, L OBP: 0.200, SLG: 0.200 Eric Owens, R OBP: 0.261, SLG: 0.273 Brian Boehringer, S Phil Nevin, R OBP: 0.286, SLG: 0.429 Carlos Almanzar, R (1, 1) (6, PH) (7, 1) (8, PH) (9, 1)	3-3 SAFE K		3-2 E 1B 1B		3-1 F9			0-0 G6-3		2	1	1	0	0	1	2

Inning Stats	R: 0	H: 0	E: 0	K: 1	S: 9	H: 0	LOB: 1	BB: 1	P: 16	R: 0	H: 2	E: 0	K: 1	S: 14	H: 3	LOB: 0	BB: 0	P: 26	R: 3	H: 3	E: 0	K: 1	S: 14	R: 1	H: 2	E: 1	K: 1	S: 12	H: 0	LOB: 2	BB: 2	P: 19	R: 0	H: 0	E: 0	K: 1	S: 8	H: 0	LOB: 0	BB: 0	P: 13	R: 0	H: 1	E: 0	K: 0	S: 6	H: 1	LOB: 0	BB: 0	P: 9	R: 2	H: 1	E: 0	K: 0	S: 10	H: 1	LOB: 0	BB: 1	P: 19	R: 0	H: 1	E: 0	K: 0	S: 13	H: 1	LOB: 1	BB: 0	P: 18	1B: 8	SF: 0	2B: 0	SAC: 0	3B: 0	DP: 1	HR: 2	HBP: 0	WP: 0	PA: 40
--------------	------	------	------	------	------	------	--------	-------	-------	------	------	------	------	-------	------	--------	-------	-------	------	------	------	------	-------	------	------	------	------	-------	------	--------	-------	-------	------	------	------	------	------	------	--------	-------	-------	------	------	------	------	------	------	--------	-------	------	------	------	------	------	-------	------	--------	-------	-------	------	------	------	------	-------	------	--------	-------	-------	-------	-------	-------	--------	-------	-------	-------	--------	-------	--------

PITCHER	IP	WLS	BF	H	R	ER	SO	BB	IBB	HBP	BLK	WP	HR	S	P	ERA	WHIP
Andy Benes, R ERA: 9.64 (1, 1)	6.0		28	7	4	3	6	4	0	0	0	0	1	65	114	4.50	1.833
Brian Anderson, L ERA: 6.75 (7, 1)	1.1		6	2	2	2	0	1	0	0	0	0	1	14	25	13.50	2.250
John Frascatore, R ERA: 2.53 (8, 1)	0.2		2	0	0	0	0	0	0	0	0	0	0	2	3	0.00	0.000
Greg Swindell, L ERA: 2.45 (9, 1)	1.0		4	1	0	0	0	0	0	0	0	0	0	13	18	0.00	1.000

BOTTOM

Arizona Diamondbacks @ San Diego Padres
Qualcomm Stadium, San Diego, CA

Fri Apr 23 1999, 10:05 PM EDT
Att. 20,437 - Cloudy - 59 F

AB	35
R	6
H	10
RBI	6
BB	5
SO	6
LOB	9



Batter	1	2	3	4	5	6	7	8	9
Damian Jackson, R OBP: 0.393, SLG: 0.417 (1, 4)	0-0 P4		0-1 L7	1-3 K		1-0 P5		3-2 F8	
Reggie Sanders, R OBP: 0.377, SLG: 0.479 (1, 7)	2-1 G6-3		1-1 HR		3-2 G5-3	3-3 K		0-0 HR	
Tony Gwynn, L OBP: 0.493, SLG: 0.636 (1, 9)	0-0 HR		2-0 G4-3		1-1 G3-1		2-0 1B 2B	2-2 FC5-4 1B	
Eric Owens, R OBP: 0.261, SLG: 0.273 (8, PR) (9, 9)									
Jim Leyritz, R OBP: 0.364, SLG: 0.532 (1, 3)	3-2 P9			3-2 G5-3	1-2 G1-3		3-1 G6-3	1-2 FC5-4	
Phil Nevin, R OBP: 0.455, SLG: 0.800 (1, 5)		4-1 FC5-4 BB		2-1 E8 2B 1B		0-0 HR	1-0 F8		
Ruben Rivera, R OBP: 0.190, SLG: 0.310 (1, 8)		3-2 FC5-4 BLK 1-2f		0-2 G6-3 2B 2-H		0-2 HR 2B	1-0 BB 1B 2-3		
Greg Myers, L OBP: 0.481, SLG: 0.524 (1, 2)		1 SAFE 3-3 K 1-2		1-2 G6-3 2-3		0-0 HR 2-H	4-2 BB 1-2		
Chris Gomez, R OBP: 0.286, SLG: 0.186 (1, 6)			3-3 K	4-2 BB BB		4-0 SH3-4 BB	1-3 K		
Woody Williams, R (1, 1)			1-3 K	4-2 BB BB		0-1 SH3-4		0-0 G6-3	
Dan Miceli, R (8, 1)									
John Vander Wal, L (8, PH)									
Carlos Reyes, S (9, 1)									
Roberto Rivera, L (9, 1)									

Inning Stats	R: 1	H: 1	E: 0	K: 0	S: 7	R: 0	H: 0	E: 0	K: 2	S: 10	R: 1	H: 1	E: 0	K: 1	S: 13	R: 1	H: 2	E: 1	K: 1	S: 24	R: 0	H: 0	E: 0	K: 0	S: 10	R: 3	H: 3	E: 0	K: 1	S: 12	R: 0	H: 2	E: 0	K: 1	S: 11	R: 1	H: 2	E: 0	K: 0	S: 13
	LOB: 0	BB: 0	P: 12	LOB: 1	BB: 1	P: 23	LOB: 0	BB: 0	P: 17	LOB: 3	BB: 2	P: 39	LOB: 0	BB: 0	P: 15	LOB: 1	BB: 1	P: 20	LOB: 3	BB: 1	P: 23	LOB: 1	BB: 0	P: 19	LOB: 0	BB: 0	P: 0	LOB: 0	BB: 0	P: 0	LOB: 0	BB: 0	P: 0	LOB: 0	BB: 0	P: 0	LOB: 0	BB: 0	P: 0	

PITCHER	IP	WLS	BF	H	R	ER	SO	BB	IBB	HBP	BLK	WP	HR	S	P	ERA	WHIP
Omar Daal, L (1, 1)	5.0	L	22	4	3	3	4	3	0	0	1	0	2	64	106	5.40	1.400
John Frascatore, R (6, 1)	1.0		7	3	3	3	1	1	0	0	0	0	2	12	20	27.00	4.000
Vladimir Nunez, R (7, 1)	1.0		6	2	0	0	1	1	0	0	0	0	0	11	23	0.00	3.000
Darren Holmes, R (8, 1)	1.0		5	2	1	1	0	0	0	0	0	0	1	13	19	9.00	2.000

BOTTOM

Arizona Diamondbacks @ San Diego Padres
Qualcomm Stadium, San Diego, CA

Sat Apr 24 1999, 10:05 PM EDT
Att: 61,674 - Unknown - 62 F

AB	R	H	RBI	BB	SO	LOB
5	0	0	0	0	1	4
5	2	2	2	0	1	1
5	1	3	1	0	0	0
0	0	0	0	0	0	0
5	0	0	0	0	0	2
3	2	2	1	1	0	1
4	1	3	1	0	0	1
3	1	1	2	1	1	2
2	0	0	0	2	2	4
1	0	0	0	1	1	0
0	0	0	0	0	0	0
1	0	0	0	0	0	0
0	0	0	0	0	0	0

AB	34
R	7
H	11
RBI	7
BB	5
SO	6
LOB	15



WP	PA	40
1B:	3	SF: 0
2B:	3	SAC: 1
3B:	0	DP: 0
HR:	5	HBP: 0

PITCHER	IP	WLS	BF	H	R	ER	SO	BB	IBB	HBP	BLK	WP	HR	S	P	ERA	WHIP
Omar Daal, L	5.0	L	22	4	3	3	4	3	0	0	1	0	2	64	106	5.40	1.400
John Frascatore, R	1.0		7	3	3	3	1	1	0	0	0	0	2	12	20	27.00	4.000
Vladimir Nunez, R	1.0		6	2	0	0	1	1	0	0	0	0	0	11	23	0.00	3.000
Darren Holmes, R	1.0		5	2	1	1	0	0	0	0	0	0	1	13	19	9.00	2.000

Batter	1	2	3	4	5	6	7	8	9	AB R H RBI BB SO LOB	TOP											
Damian Jackson, R (1, 4) OBP: 0.342, SLG: 0.364	2-1 F8		0-1 2B	2-3 K		1-0 B2		2-3 K		5 1 1 0 0 2 3												
Reggie Sanders, R (1, 7) OBP: 0.408, SLG: 0.554	2-2 F9		2-2 G4-3 SF9 2B		0-0 P6	3-2 HR		2-1 G5-3		5 2 2 3 0 0 0												
Tony Gwynn, L (1, 9) OBP: 0.470, SLG: 0.575	4-2 BB		1-1 G4-3		4-1 1B 2B BB	1-1 G3-1		1-0 F8		3 1 0 0 2 0 1												
Wally Joyner, L (1, 3) OBP: 0.373, SLG: 0.344	4-2 BB		1-1 SF9		4-1 1B 2B BB		0-1 2B	1-0 F9		2 1 1 1 2 0 0												
Dave Magadan, L (1, 5) OBP: 0.352, SLG: 0.340	1-2 G3		1-1 G3		0-1 2B 1B		3-3 K			4 0 1 0 0 1 3												
Jim Leyritz, R (1, 2) OBP: 0.387, SLG: 0.510		2-1 HBP			2-2 1B	2-0 2B		1-0 F7		0 0 0 0 0 0 0												
Greg Myers, L (3, 2) OBP: 0.500, SLG: 0.583					1-1 1B	1-1 2B				3 0 2 2 0 0 1												
Ruben Rivera, R (1, 8) OBP: 0.157, SLG: 0.255		1-2 G3-6-3			1-3 K	2-3 K		3-3 K		4 0 0 0 0 3 4												
Chris Gomez, R (1, 6) OBP: 0.298, SLG: 0.200		4-2 BB			1-1 1B			1-3 K		3 0 1 0 1 2 0												
Andy Ashby, R (1, 1) Donne Wall, R (7, 1) Eric Owens, R (8, PH) Brian Boehringer, S (8, 1)		1-3 K			0-0 L3			4-2 HR BB	2-0 G5-3	2 1 0 0 1 1 3												
Inning Stats	R: 0 E: 0 K: 0 S: 14	H: 0 LOB: 2 BB: 2 P: 27	R: 0 E: 0 K: 1 S: 10	H: 0 LOB: 1 BB: 1 P: 18	R: 2 E: 0 K: 0 S: 12	H: 2 LOB: 0 BB: 0 P: 17	R: 0 E: 0 K: 2 S: 13	H: 2 LOB: 2 BB: 0 P: 19	R: 2 E: 0 K: 1 S: 9	H: 2 LOB: 1 BB: 2 P: 21	R: 2 E: 0 K: 1 S: 11	H: 1 LOB: 0 BB: 1 P: 21	R: 0 E: 0 K: 2 S: 11	H: 1 LOB: 1 BB: 0 P: 18	R: 0 E: 0 K: 2 S: 8	H: 0 LOB: 0 BB: 0 P: 13	R: 0 E: 0 K: 0 S: 4	H: 0 LOB: 0 BB: 0 P: 8	1B: 3 2B: 4 3B: 0 HR: 1	SF: 1 SAC: 0 DP: 1 HBP: 1	WP: 0 PB: 0 SB: 0 CS: 0	PA: 40
PITCHER	IP WLS BF H R ER SO BB IBB HBP BLK WP HR S P ERA WHIP																					
Masato Yoshii, R (1, 1) ERA: 7.52	4.2 L 24 6 4 4 3 5 0 1 0 0 0 55 97 7.71 2.357																					
Josias Manzanillo, R (5, 1) ERA: 5.25	1.1 6 1 2 2 2 1 0 0 0 0 0 1 14 26 13.50 1.500																					
Rigo Beltran, L (7, 1) ERA: 3.72	3.0 10 1 0 0 4 0 0 0 0 0 0 0 23 39 0.00 0.333																					

San Diego Padres @ New York Mets
 Shea Stadium, Flushing, NY
 Tue Apr 27 1999, 7:10 PM EDT
 Att. 25,113 - Unknown - 62 F

AB	32
R	6
H	8
RBI	6
BB	6
SO	9
LOB	15



Batter	1	2	3	4	5	6	7	8	9	AB R H RBI BB SO LOB
Rickey Henderson, R (1, 7) OBP: 0.486, SLG: 0.577	3-2 G4-3		4-0 F8 S BB		2-2 1B SH5-3 1B		4-1 S BB		0-0 F7	3 0 1 0 2 0 0
Roger Cedeno, S (1, 9) OBP: 0.375, SLG: 0.371	4-2 S 2B BB		1 SAFE 4-1 1 SAFE 1 SAFE 31 G4-3 BB		0-1 SH5-3		1-3 K			1 1 0 0 2 1 1
John Olerud, L (1, 3) OBP: 0.506, SLG: 0.606	3-1 31 G6-3 1-H 2B		3-2 F8		2-1 1B		4-0 BB			3 0 2 1 1 0 2
31 Mike Piazza, R (1, 2) OBP: 0.355, SLG: 0.567	1-2 G6-3		1-2 SAFE G4-3		0-0 P4		1-1 F8			4 0 0 0 0 0 7
Robin Ventura, L (1, 5) OBP: 0.313, SLG: 0.434	1-2 G1-3				2-1 F8		2-3 K			4 0 0 0 0 1 3
Edgardo Alfonzo, R (1, 4) OBP: 0.376, SLG: 0.405		1-0 G6-3 1B			2-3 K		2-2 G6-3			4 0 1 0 0 1 0
Brian McRae, S (1, 8) OBP: 0.333, SLG: 0.288		0-0 G6-3			2-2 HR		1-1 G3-1			4 1 1 1 0 1 1
Rey Ordonez, R (1, 6) OBP: 0.277, SLG: 0.263		1-0 P2			1-1 E6		0-2 G5-3			3 0 0 0 0 0 1
Rigo Beltran, L (7, 1)										0 0 0 0 0 0 0
Matt Franco, L (9, PH) OBP: 0.188, SLG: 0.200										1 0 0 0 0 1 0
Masato Yoshii, R (1, 1)										2 0 0 0 0 1 2
Josias Manzanillo, R (5, 1)										0 0 0 0 0 0 0
Luis Lopez, S (7, 6) OBP: 0.409, SLG: 0.450										2 0 0 0 0 2 0

Inning Stats	R: 1 E: 0 K: 0 S: 17	H: 1 LOB: 1 BB: 1 P: 29	R: 0 E: 0 K: 1 S: 7	H: 1 LOB: 1 BB: 0 P: 12	R: 0 E: 0 K: 0 S: 9	H: 0 LOB: 1 BB: 2 P: 21	R: 1 E: 1 K: 1 S: 13	H: 1 LOB: 1 BB: 0 P: 20	R: 0 E: 0 K: 1 S: 14	H: 2 LOB: 2 BB: 0 P: 20	R: 0 E: 0 K: 0 S: 8	H: 0 LOB: 0 BB: 0 P: 11	R: 0 E: 0 K: 2 S: 10	H: 0 LOB: 2 BB: 2 P: 22	R: 0 E: 0 K: 1 S: 10	H: 0 LOB: 0 BB: 0 P: 16	R: 0 E: 0 K: 2 S: 8	H: 0 LOB: 0 BB: 0 P: 11	1B: 3 2B: 1 3B: 0 HR: 1	SF: 0 SAC: 1 DP: 1 HBP: 0	WP: 0 PB: 0 SB: 3 CS: 0	PA: 37
--------------	-------------------------------	----------------------------------	------------------------------	----------------------------------	------------------------------	----------------------------------	-------------------------------	----------------------------------	-------------------------------	----------------------------------	------------------------------	----------------------------------	-------------------------------	----------------------------------	-------------------------------	----------------------------------	------------------------------	----------------------------------	----------------------------------	------------------------------------	----------------------------------	--------

PITCHER	IP	WLS	BF	H	R	ER	SO	BB	IBB	HBP	BLK	WP	HR	S	P	ERA	WHIP
Andy Ashby, R (1, 1) ERA: 2.61	6.0	W	26	5	2	2	3	3	0	0	0	0	1	68	113	3.00	1.333
Donne Wall, R (7, 1) ERA: 3.6	1.0		5	0	0	0	2	2	0	0	0	0	0	10	22	0.00	2.000
Brian Boehringer, R (8, 1) ERA: 3.45	2.0		6	0	0	0	3	0	0	0	0	0	0	18	27	0.00	0.000


BOTTOM

San Diego Padres @ New York Mets
Shea Stadium, Flushing, NY

Tue Apr 27 1999, 7:10 PM EDT
Att. 25,113 - Unknown - 62 F

livebaseballscorecards.com

AB	31
R	2
H	5
RBI	2
BB	5
SO	8
LOB	17



Batter	1	2	3	4	5	6	7	8	9	AB R H RBI BB SO LOB	TOP	
Quilvio Veras, S (1, 4) <small>OBP: 0.289, SLG: 0.292</small>	2-2 		1-1 			2-1 		4-2 	2-1 	4 1 1 0 1 0 0		
Reggie Sanders, R (1, 7) <small>OBP: 0.387, SLG: 0.517</small>	0-0 		1-3 			3-1 		0-3 		4 0 0 0 0 2 2		
Tony Gwynn, L (1, 9) <small>OBP: 0.483, SLG: 0.592</small>	4-1 		0-0 			3-1 		0-0 		3 2 2 1 1 0 0		
Phil Nevin, R (1, 2) <small>OBP: 0.400, SLG: 0.842</small>	2-2 			2-0 		2-1 		2-2 		4 0 2 2 0 0 1		
Wally Joyner, L (1, 3) <small>OBP: 0.392, SLG: 0.339</small>	3-2 			4-0 			4-2 	4-0 		1 0 0 0 3 0 1		
Dave Magadan, L (1, 5) <small>OBP: 0.345, SLG: 0.333</small>			3-3 		2-2 		0-0 	1-0 		4 0 1 0 0 1 3		
Ruben Rivera, R (1, 8) <small>OBP: 0.164, SLG: 0.241</small>			4-2 		2-3 		0-1 	2-3 		3 0 0 0 1 2 4		
Damian Jackson, R (1, 6) <small>OBP: 0.310, SLG: 0.324</small>			2-1 		2-2 		1-3 		3-3 	4 0 0 0 0 2 3		
Sterling Hitchcock, L (1, 1) <small>OBP: 0.143, SLG: 0.143</small> Eric Owens, R (7, PH) <small>OBP: 0.250, SLG: 0.231</small> Carlos Reyes, S (7, 1) Ed Vosberg, L (8, 1) Dan Miceli, R (8, 1) John Vander Wal, L (9, PH) <small>OBP: 0.490, SLG: 0.514</small> Trevor Hoffman, R (9, 1)			0-3 		2-3 		0-1 		0-0 	2 0 0 0 0 2 1 1 0 0 0 0 0 2 0 1 0 0 0 0 0 0 0 0 0 0 0 0 0		
Inning Stats	R: 1 H: 1 E: 0 LOB: 1 K: 0 BB: 1 S: 12 P: 23	R: 0 H: 0 E: 0 LOB: 1 K: 2 BB: 1 S: 13 P: 22	R: 0 H: 0 E: 0 LOB: 0 K: 1 BB: 0 S: 6 P: 8	R: 0 H: 0 E: 0 LOB: 0 K: 0 BB: 1 S: 4 P: 12	R: 0 H: 0 E: 0 LOB: 0 K: 2 BB: 0 S: 9 P: 15	R: 0 H: 2 E: 0 LOB: 1 K: 0 BB: 0 S: 8 P: 18	R: 0 H: 1 E: 0 LOB: 2 K: 1 BB: 1 S: 12 P: 17	R: 2 H: 2 E: 0 LOB: 2 K: 2 BB: 2 S: 13 P: 26	R: 0 H: 0 E: 0 LOB: 0 K: 1 BB: 0 S: 8 P: 13	1B: 3 SF: 0 2B: 4 SAC: 0 3B: 0 DP: 2 HR: 0 HBP: 0	WP: 0 PA: 37 PB: 0 SB: 1 CS: 0	
PITCHER Al Leiter, L (1, 1) <small>ERA: 4.09</small> Armando Benitez, R (8, 1) <small>ERA: 1.69</small> Turk Wendell, R (9, 1) <small>ERA: 1.5</small>	IP WLS BF H R ER SO BB IBB HBP BLK WP HR S P ERA WHIP											PITCHER IP WLS BF H R ER SO BB IBB HBP BLK WP HR S P ERA WHIP

San Diego Padres @ New York Mets
 Shea Stadium, Flushing, NY
 Wed Apr 28 1999, 7:10 PM EDT
 Att. 22,581 - Unknown - 59 F

AB	31
R	3
H	6
RBI	3
BB	6
SO	9
LOB	17



Batter	1	2	3	4	5	6	7	8	9	AB R H RBI BB SO LOB	TOP
Quilvio Veras, S (1, 4) OBP: 0.296, SLG: 0.279 BB C C C C C X	3-2 G6-3 1B	4-0 1B 1-2 1B BB		4-0 1-2 BB		3-1 L7 BB F B X			0-0 G3 BB C C C C C X	3 1 0 0 2 0 1	
Eric Owens, R (1, 8) OBP: 0.273, SLG: 0.258 (8, 5) C F F X	0-2 1B G4-3 1B	3-2 1B 1-3 1B 2-H 3-H		1-0 F8 BB X			1-3 K BB C C C C X		3-2 G6-3 BB C C C C X	5 1 2 2 0 1 2	
Tony Gwynn, L (1, 9) OBP: 0.489, SLG: 0.605 1 SAFE X	0-0 G4-3 1-3 1B	1-1 1B 1-H 3-H			3-1 1B 2B BB B B C C X		0-1 F9 BB C C X		1-0 G4-3 BB X	5 1 3 1 0 0 0	
Wally Joyner, L (1, 3) OBP: 0.373, SLG: 0.318 X	0-0 G4-3 1-2 3-H		0-0 F8 BB X		1-0 G5-3 BB X		3-2 G3-1 BB B B C C X			4 0 0 1 0 0 2	
John Vander Wal, L (1, 7) OBP: 0.386, SLG: 0.487 F B F B X	3-2 F7 BB X		2-1 G4-3 BB B X		3-1 G4-6-3 1B 2-H			0-1 F8 BB C X		4 0 1 1 0 0 1	
Dave Magadan, L (1, 5) OBP: 0.355, SLG: 0.333 Ruben Rivera, R (8, PR) OBP: 0.164, SLG: 0.241 (8, 8)		0-1 1B G1-3 1B 1B	0-2 G3 BB C X		0-0 G4-6-3 1-2f			4-2 L9 1B BB BB B C F C B		3 1 1 0 1 0 1 0 0 0 0 0 0 0	
Greg Myers, L (1, 2) OBP: 0.471, SLG: 0.536 X		0-0 F8 BB X		0-1 G6-3 BB X		2-3 K BB C B S		1-0 1-2 1B BB X		4 0 1 0 0 1 1	
Chris Gomez, R (1, 6) OBP: 0.311, SLG: 0.241 BB F B B X		2-2 G1-3 1-2 BB X		0-0 E 1B BB F B X		3-2 2B BB F F B X		0-0 L9 2-3 BB X		4 0 2 0 0 0 3	
Woody Williams, R (1, 1) OBP: 0.200, SLG: 0.111 Damian Jackson, R (8, PH) OBP: 0.302, SLG: 0.316 Brian Boehringer, S (8, 1) Roberto Rivera, L (8, 1) Donne Wall, R (8, 1) Phil Nevin, R (8, PH) OBP: 0.381, SLG: 0.800 Dan Miceli, R (8, 1)		1-1 BB 1B 2-3	1 SAFE F F L C	1-3 K BB C C X		0-3 K BB C C X		0-1 F8 BB C X		2 1 1 0 0 1 1 1 0 0 0 0 1 1 0 1 0 0 0 0 0 2 0 0 0 0 0 0 0	
Inning Stats	R: 1 H: 2 E: 0 LOB: 1 K: 0 BB: 0 S: 12 P: 18	R: 3 H: 4 E: 0 LOB: 2 K: 0 BB: 1 S: 16 P: 27	R: 0 H: 0 E: 0 LOB: 0 K: 0 BB: 0 S: 6 P: 8	R: 0 H: 1 E: 0 LOB: 2 K: 1 BB: 1 S: 8 P: 13	R: 1 H: 2 E: 0 LOB: 0 K: 0 BB: 0 S: 6 P: 13	R: 0 H: 1 E: 0 LOB: 1 K: 2 BB: 0 S: 11 P: 19	R: 0 H: 0 E: 0 LOB: 0 K: 1 BB: 0 S: 8 P: 12	R: 0 H: 1 E: 0 LOB: 2 K: 0 BB: 1 S: 8 P: 13	R: 0 H: 0 E: 0 LOB: 0 K: 0 BB: 0 S: 5 P: 9	1B: 9 SF: 0 2B: 2 SAC: 0 3B: 0 DP: 1 HR: 0 HBP: 0	WP: 0 PA: 39 PB: 0 SB: 0 CS: 0
PITCHER Bobby Jones, R (1, 1) ERA: 3.09 Dennis Cook, L (6, 1) ERA: 1.23 Turk Wendell, R (7, 1) ERA: 1.38 Armando Benitez, R (8, 1) ERA: 1.54 John Franco, L (9, 1) ERA: 0.96	IP WLS BF H R ER SO BB IBB HBP BLK WP HR S P ERA WHIP 5.0 0 24 9 5 5 1 2 0 0 0 0 0 48 79 9.00 2.200 1.0 W 4 1 0 0 2 0 0 0 0 0 0 0 11 19 0.00 1.000 1.0 H 3 0 0 0 1 0 0 0 0 0 0 0 8 12 0.00 0.000 1.0 H 5 1 0 0 0 1 0 0 0 0 0 0 8 13 0.00 2.000 1.0 S 3 0 0 0 0 0 0 0 0 0 0 0 5 9 0.00 0.000	PITCHER IP WLS BF H R ER SO BB IBB HBP BLK WP HR S P ERA WHIP									

San Diego Padres @ New York Mets
 Shea Stadium, Flushing, NY
 Thu Apr 29 1999, 1:40 PM EDT
 Att. 18,442 - Sunny - 64 F

livebaseballscorecards.com

AB	36
R	5
H	11
RBI	5
BB	3
SO	4
LOB	15



BOTTOM

San Diego Padres @ New York Mets
Shea Stadium, Flushing, NY
Thu Apr 29 1999, 1:40 PM EDT
Att. 18,442 - Sunny - 64 F

livebaseballscorecards.com

AB 26
R 8
H 6
RBI 8
BB 10
SO 0
LOB 13



WP: 0 PA: 39
PB: 0
SB: 2
CS: 0

AB	R	H	RBI	BB	SO	LOB
3	0	0	0	1	0	1
0	0	0	0	0	0	0
0	0	0	0	0	0	0
1	0	0	0	0	0	1
0	0	0	0	0	0	0
3	1	0	0	2	0	1
3	1	1	2	1	0	0
2	1	0	0	2	0	2
3	1	0	0	1	0	3
2	1	0	0	1	0	2
1	1	1	1	0	0	0
3	2	1	0	1	0	2
3	0	2	3	0	0	0
1	0	0	0	0	0	1
0	0	0	0	1	0	0
0	0	0	0	0	0	0
1	0	1	2	0	0	0
1B: 3	SF: 1					
2B: 1	SAC: 1					
3B: 0	DP: 1					
HR: 2	HBP: 0					

Batter	1	2	3	4	5	6	7	8	9				
Rickey Henderson, R OBP: 0.468, SLG: 0.525 Turk Wendell, L (7, 1) Armando Benitez, R (8, 1) Luis Lopez, S OBP: 0.375, SLG: 0.409 John Franco, L (9, 1)	3-2 P4 1		3-2 F8 1		0-1 G6-4-3 1-2f 1 SAFE 2	4-0 PO 1-3 BB		3-2 F8 2					
Edgardo Alfonzo, R OBP: 0.382, SLG: 0.407 (1, 4)	1-2 F8 2		4-0 BB BB		4-2 HR BB	1-0 PO 1-2	1-0 F7 1	1-0 F8 3					
John Olerud, L OBP: 0.510, SLG: 0.676 (1, 3)	0-1 F8 3		4-2 BB 1-2 BB		1-0 HR 1-H		0-2 F7 2						
31 Mike Piazza, R OBP: 0.350, SLG: 0.568 (1, 2)		4-2 BB E BB	0-0 F8 2		3-1 G5-3 3		4-1 BB						
Brian McRae, S OBP: 0.325, SLG: 0.270 (1, 8)		4-2 BB E BB	0-0 P5 3			3-2 F8 1	2-2 G4-3 3						
Matt Franco, L OBP: 0.211, SLG: 0.176 Mike Kinkade, R OBP: 0.308, SLG: 0.560 (7, 7)		0-1 F7 1		2-2 G4-1 1		4-2 BB 1B BB		3-1 HR					
Roger Cedeno, S OBP: 0.378, SLG: 0.359 (1, 9)		2-0 F7 2		2-2 G4-3 2		4-0 BB 1B SF9 BB		0-1 SH3-4 1B 1B					
Rey Ordonez, R OBP: 0.296, SLG: 0.290 (1, 6)		1-0 E6 1-H 2-H 2B		1-2 F7 3		3-2 BB E S 1B		0-1 SH3-4 1					
Bobby Jones, R OBP: 0.300, SLG: 0.600 Jermaine Alenworth, R OBP: 0.233, SLG: 0.083 Dennis Cook, L (6, 1) Robin Ventura, L OBP: 0.326, SLG: 0.450 (7, 5)		1-0 G5-3 3			4-1 BB BB	0-1 SF9 2		0-0 BB 1B					
Inning Stats	R: 0 H: 0 E: 0 LOB: 0 K: 0 BB: 0 S: 12 P: 16	R: 2 H: 1 E: 1 LOB: 1 K: 0 BB: 2 S: 10 P: 22	R: 0 H: 0 E: 0 LOB: 2 K: 0 BB: 2 S: 7 P: 18	R: 0 H: 0 E: 0 LOB: 0 K: 0 BB: 0 S: 11 P: 16	R: 2 H: 1 E: 0 LOB: 0 K: 0 BB: 2 S: 10 P: 22	R: 2 H: 1 E: 0 LOB: 1 K: 0 BB: 3 S: 10 P: 29	R: 0 H: 0 E: 0 LOB: 1 K: 0 BB: 1 S: 9 P: 16	R: 2 H: 3 E: 0 LOB: 1 K: 0 BB: 0 S: 12 P: 19					
PITCHER	IP WLS BF H R ER SO BB IBB HBP BLK WP HR S P ERA WHIP											PITCHER	IP WLS BF H R ER SO BB IBB HBP BLK WP HR S P ERA WHIP
Woody Williams, R ERA: 3.48 Brian Boehringer, R ERA: 4.5 Roberto Rivera, L ERA: Donne Wall, R ERA: 2.84 Dan Miceli, R ERA: 5.73	(1, 1) 5.0 0 22 2 4 4 0 6 0 0 0 0 1 50 94 7.20 1.600											(6, 1) 0.1 L 4 1 2 2 0 2 0 0 0 0 0 0 8 22 54.00 9.000	
	(6, 1) 0.1 2 0 0 0 0 1 0 0 0 0 0 0 2 6 0.00 3.000												
	(6, 1) 1.1 4 0 0 0 0 1 0 0 0 0 0 0 9 17 0.00 0.750												
	(8, 1) 1.0 6 3 2 2 0 0 0 0 0 0 0 1 12 19 18.00 3.000												

Batter	1	2	3	4	5	6	7	8	9	AB R H RBI BB SO LOB	TOP		
Quilvio Veras, S (1, 4) OBP: 0.291, SLG: 0.274 C B F F X	2-2 SF8 1B		1-3 K		2-2 E5 1B		1-0 G6-3		1-2 FC4-6 2B	5 3 1 0 0 1 2			
Eric Owens, R (1, 7) OBP: 0.316, SLG: 0.333 C X	0-1 E1 SF8 1B		2-0 F8		0-1 1B 1B		0-2 G1-3		2-1 1-H 2B	5 0 3 1 0 0 1			
Tony Gwynn, L (1, 9) OBP: 0.485, SLG: 0.588 B B F F S	2-3 K		2-2 G3-1		0-0 1-3 2-H 1B			2-1 G4-3	4-0 IBB	4 0 1 1 1 1 2			
Phil Nevin, R (1, 2) OBP: 0.346, SLG: 0.833 B C S X	1-2 SF8 2-3 3-H			1-2 G6-3	0-1 F9			0-0 HR	1-3 K	4 1 1 2 0 1 4			
Jim Leyritz, R (1, 3) OBP: 0.349, SLG: 0.481 John Vander Wal, L (8, PH) OBP: 0.378, SLG: 0.475 S S F F X	0-2 G6-3			2-1 G6-3		2-2 G3		0-0 F7		3 0 0 0 0 0 1			
Dave Magadan, L (1, 5) OBP: 0.348, SLG: 0.317 X		0-0 F7		3-2 G1-3		2-2 G3		4-2 FC6-4 BB		3 0 0 0 1 0 0			
Ruben Rivera, R (1, 8) OBP: 0.169, SLG: 0.293 B B C B C X		3-2 G6-3			3-2 HR	1-1 F8		2-1 FC6-4 1-2f		4 1 1 1 0 0 1			
Chris Gomez, R (1, 6) OBP: 0.323, SLG: 0.259 B X		1-0 K 1B			0-3 K		2-2 G5-3		2-1 FC4-6 1B	4 0 2 0 0 1 0			
58 Stan Spencer, R (1, 1) Damian Jackson, R (7, PH) OBP: 0.318, SLG: 0.359 Carlos Reyes, S (7, 1) Ed Vosberg, L (8, 1) Greg Myers, L (9, PH) OBP: 0.457, SLG: 0.517 C B S		1-3 K			0-0 F8		1-0 G6-3 2B		1-2 F8	2 0 0 0 0 1 1			
Inning Stats	R: 1 H: 2 E: 1 LOB: 1 K: 1 BB: 0 S: 15 P: 20	R: 0 H: 1 E: 0 LOB: 1 K: 1 BB: 0 S: 8 P: 13	R: 0 H: 0 E: 0 LOB: 0 K: 1 BB: 0 S: 8 P: 13	R: 0 H: 0 E: 0 LOB: 0 K: 0 BB: 0 S: 9 P: 15	R: 2 H: 3 E: 1 LOB: 2 K: 1 BB: 0 S: 16 P: 21	R: 0 H: 0 E: 0 LOB: 0 K: 0 BB: 0 S: 10 P: 15	R: 0 H: 1 E: 0 LOB: 1 K: 0 BB: 0 S: 8 P: 12	R: 1 H: 1 E: 0 LOB: 1 K: 0 BB: 1 S: 8 P: 16	R: 1 H: 2 E: 0 LOB: 2 K: 1 BB: 1 S: 14 P: 25	1B: 6 SF: 1 2B: 2 SAC: 0 3B: 0 DP: 0 HR: 2 HBP: 0	WP: 0 PA: 40 PB: 0 SB: 0 CS: 0		
PITCHER	IP WLS BF H R ER SO BB IBB HBP BLK WP HR S P ERA WHIP											PITCHER	IP WLS BF H R ER SO BB IBB HBP BLK WP HR S P ERA WHIP
Terry Mulholland, L (1, 1) ERA: 2.52	7.1 W 31 8 4 2 4 0 0 0 0 0 0 2 77 114 2.46 1.091												
Richard Barker, R (8, 1) ERA: 3.0	0.2 H 3 0 0 0 0 1 0 0 0 0 0 0 5 11 0.00 1.500												
Rod Beck, R (9, 1) ERA: 8.68	1.0 S 6 2 1 1 1 0 1 0 0 0 0 0 14 25 9.00 2.000												

San Diego Padres @ Chicago Cubs
 Wrigley Field, Chicago, IL
 Fri Apr 30 1999, 2:20 PM CDT
 Att. 24,187 - Sunny - 53 F

livebaseballscorecards.com

AB 37
R 5
H 10
RBI 5
BB 2
SO 5
LOB 13



Batter	1	2	3	4	5	6	7	8	9	AB	R	H	RBI	BB	SO	LOB
Lance Johnson, L OBP: 0.363, SLG: 0.363 (1, 8)	2-1 G6-3			0-0 P6	0-1 1B			0-0 SH1-3 1B 2B		4	2	2	1	0	0	0
Mickey Morandini, L OBP: 0.350, SLG: 0.406 (1, 4)	1-3 K			1-1 G4-3	2-1 1B			0-0 SH1-3 2-3		3	0	1	1	0	1	0
Sammy Sosa, R OBP: 0.330, SLG: 0.481 (1, 9)	3-3 K			1-3 K	2-1 CS 1-2	2-3 K		1-0 G6-3		4	0	0	0	0	3	1
Mark Grace, L OBP: 0.443, SLG: 0.458 (1, 3)		2-1 F8			0-1 1B 1B	2-1 FC4-6 1B		1-2 1B		4	1	3	1	0	0	0
Henry Rodriguez, L OBP: 0.447, SLG: 0.529 Curtis Goodwin, L OBP: 0.333, SLG: 0.444 (1, 7) (8, 7)		0-0 F7			0-1 G5-3 2B 1B	1-2 FC4-6		0-1 G3-1		3	1	1	0	0	0	1
José Hernández, R OBP: 0.333, SLG: 0.368 (1, 6)		0-3 K			1-3 2B 1B	1-2 K				1	0	0	0	0	0	1
Benito Santiago, R OBP: 0.307, SLG: 0.415 (1, 2)			4-2 G4-6-3 BB		0-1 G5-3		2-2 G4-3			2	0	0	0	1	0	2
Gary Gaetti, R OBP: 0.217, SLG: 0.255 (1, 5)			0-2 G4-6-3		0-0 G5-3 1B 2B		1-0 G4-3			3	1	1	1	0	0	1
Terry Mulholland, R Richard Barker, R Rod Beck, R (1, 1) (8, 1) (9, 1)			0-3 K		2-1 G5-3		1-3 K			3	0	0	1	0	2	1


Inning Stats		R: 0	H: 0	R: 0	H: 0	R: 0	H: 0	R: 5	H: 6	R: 0	H: 1	R: 0	H: 0	R: 1	H: 2	1B: 7	SF: 0	WP: 0	PA: 33	
		E: 0	LOB: 0	E: 0	LOB: 0	E: 0	LOB: 0	E: 0	LOB: 0	E: 0	LOB: 1	E: 0	LOB: 0	E: 0	LOB: 1	2B: 2	SAC: 1	PB: 0		
		K: 2	BB: 0	K: 1	BB: 0	K: 1	BB: 1	K: 2	BB: 0	K: 1	BB: 0	K: 1	BB: 0	K: 0	BB: 0	3B: 0	DP: 1	SB: 1		
		S: 9	P: 15	S: 6	P: 8	S: 8	P: 12	S: 16	P: 21	S: 11	P: 17	S: 7	P: 11	S: 9	P: 11	HR: 0	HBP: 0	CS: 1		
PITCHER		IP	WLS	BF	H	R	ER	SO	BB	IBB	HBP	BLK	WP	HR	S	P	ERA	WHIP		
58 Stan Spencer, R ERA: 6.56 (1, 1)		6.0	L	24	7	5	5	7	1	0	0	0	0	0	57	82	7.50	1.333		
Carlos Reyes, R ERA: 3.75 (7, 1)		1.2		6	1	1	1	1	0	0	0	0	0	0	10	15	5.40	0.600		
Ed Vosberg, L ERA: (8, 1)		0.1		2	1	0	0	0	0	0	0	0	0	6	7	0.00	3.000			

BOTTOM

San Diego Padres @ Chicago Cubs
Wrigley Field, Chicago, IL
Fri Apr 30 1999, 2:20 PM CDT
Att. 24,187 - Sunny - 53 F

livebaseballscorecards.com

AB	30
R	6
H	9
RBI	6
BB	1
SO	8
LOB	8



Batter	1	2	3	4	5	6	7	8	9	AB R H RBI BB SO LOB	TOP									
Damian Jackson, R (1, 4) OBP: 0.292, SLG: 0.326	2-2 P2			3-2 G5-3		2-3 K		2-1 G5-3		4 0 0 0 0 1 0										
Dave Magadan, L (1, 5) OBP: 0.348, SLG: 0.306	1-2 P6			1-2 G6-3			4-2 1B 1B G3 BB		4-2 BB	2 1 0 0 1 0 0										
Jim Leyritz, R (9, PH) OBP: 0.359, SLG: 0.481										0 0 0 0 1 0 0										
Quilvio Veras, S (9, PR) OBP: 0.291, SLG: 0.274										0 0 0 0 0 0 0										
Tony Gwynn, L (1, 9) OBP: 0.475, SLG: 0.573	2-1 F8			0-0 G3			0-1 G3 1B		0-1 F9	4 0 1 0 0 0 1										
Wally Joyner, L (1, 3) OBP: 0.368, SLG: 0.314			0-0 F9		1-3 K		0-0 G3 1B		0-1 F7	4 0 1 0 0 1 1										
John Vander Wal, L (1, 7) OBP: 0.367, SLG: 0.442			2-2 K		4-1 1B BB		1-1 P6		0-1 F8	3 0 0 0 1 1 4										
Greg Myers, L (1, 2) OBP: 0.447, SLG: 0.500			1-1 G4-3		0-0 G4-3 1B		0-1 G3			3 0 1 1 0 0 2										
Ed Vosberg, L (7, 1)					1-3 1B		1-2 2-3 3-H			0 0 0 0 0 0 0										
Brian Boehringer, S (8, 1)					0-0 G4-3		1-1 G5-3			0 0 0 0 0 0 0										
Ruben Rivera, R (1, 8) OBP: 0.161, SLG: 0.279			0-1 L9		0-0 G4-3					3 0 0 0 0 0 4										
Chris Gomez, R (1, 6) OBP: 0.309, SLG: 0.246			0-0 F8		0-1 G6-3			1-3 K		3 0 0 0 0 1 0										
Matt Clement, R (1, 1) OBP: 0.167, SLG: 0.167			1-3 K		3-2 G6-3			0-3 K		1 0 0 0 0 1 0										
Roberto Rivera, L (5, 1)										0 0 0 0 0 0 0										
Eric Owens, R (6, PH) OBP: 0.308, SLG: 0.324										1 0 0 0 0 0 0										
Donne Wall, R (6, 1)										0 0 0 0 0 0 0										
Phil Nevin, R (7, 2) OBP: 0.333, SLG: 0.800										1 0 0 0 0 1 0										
Inning Stats	R: 0 E: 0 K: 0 S: 9	H: 0 LOB: 0 BB: 0 P: 14	R: 0 E: 0 K: 1 S: 7	H: 0 LOB: 0 BB: 0 P: 10	R: 0 E: 0 K: 1 S: 7	H: 0 LOB: 0 BB: 0 P: 8	R: 0 E: 0 K: 0 S: 7	H: 0 LOB: 0 BB: 0 P: 11	R: 0 E: 0 K: 1 S: 11	H: 0 LOB: 0 BB: 0 P: 16	R: 1 E: 0 K: 0 S: 12	H: 2 LOB: 2 BB: 1 P: 18	R: 0 E: 0 K: 2 S: 8	H: 0 LOB: 0 BB: 0 P: 11	R: 0 E: 0 K: 0 S: 8	H: 0 LOB: 1 BB: 1 P: 12	1B: 3 2B: 0 3B: 0 HR: 0	SF: 0 SAC: 0 DP: 1 HBP: 0	WP: 0 PB: 0 SB: 0 CS: 0	PA: 32
PITCHER	IP WLS BF H R ER SO BB IBB HBP BLK WP HR S P ERA WHIP																			
Kevin Tapani, R (1, 1) ERA: 2.81	7.0 W 25 3 1 1 4 2 0 0 0 0 0 0 60 88 1.29 0.714																			
Rodney Myers, R (8, 1) ERA: 6.48	1.0 H 3 0 0 0 2 0 0 0 0 0 0 0 8 11 0.00 0.000																			
Felix Heredia, L (9, 1) ERA: 1.64	1.0 S 4 0 0 0 0 1 0 0 0 0 0 0 8 12 0.00 1.000																			

San Diego Padres @ Chicago Cubs
Wrigley Field, Chicago, IL
Sat May 01 1999, 1:20 PM CDT
Att. 38,956 - Sunny - 68 F

livebaseballscorecards.com

AB	29
R	1
H	3
RBI	1
BB	3
SO	6
LOB	12



BOTTOM

San Diego Padres @ Chicago Cubs
Wrigley Field, Chicago, IL
Sat May 01 1999, 1:20 PM CDT
Att. 38,956 - Sunny - 68 F

livebaseballscorecards.com

AB 29
R 2
H 7
RBI 1
BB 4
SO 8
LOB 17



WP: 0 PA: 34
PB: 0
SB: 2
CS: 0

AB R H RBI BB SO LOB

2 0 1 0 2 0 0

4 0 1 0 0 0 3

4 0 0 0 0 2 4

3 1 2 0 1 0 2

2 1 1 0 1 0 0
0 0 0 0 0 0 0
0 0 0 0 0 0 0
0 0 0 0 0 0 0

4 0 1 1 0 2 3

4 0 0 0 0 2 4

3 0 0 0 0 1 1

2 0 0 0 0 1 0
1 0 1 0 0 0 0
0 0 0 0 0 0 0
0 0 0 0 0 0 0

1B: 6 SF: 0
2B: 1 SAC: 1
3B: 0 DP: 1
HR: 0 HBP: 0

Batter	1	2	3	4	5	6	7	8	9				
Lance Johnson, L (1, 8) OBP: 0.379, SLG: 0.366	0-0 G3-1		4-1 BB		3-2 1B		4-0 FC1-6 BB						
Mickey Morandini, L (1, 4) OBP: 0.345, SLG: 0.397	2-1 G4-3		3-2 G3		0-0 1B		0-0 FC1-6						
Sammy Sosa, R (1, 9) OBP: 0.316, SLG: 0.458	1-1 G5-3			1-2 F8	2-3 K		1-3 K						
Mark Grace, L (1, 3) OBP: 0.457, SLG: 0.480		4-1 FC6-4 BB		3-2 1B 1B	2-1 P7		0-2 SH1-4 2B						
Henry Rodriguez, L (1, 7) OBP: 0.463, SLG: 0.528		4-2 FC6-4 BB		0-1 S 1B		1-1 L9		1-1 SH1-4					
Rodney Myers, R (8, 1) OBP: 1.000, SLG: 1.000		1-2 BB		1-3 E 1B				2-3					
Manny Alexander, R (8, PH) OBP: 0.381, SLG: 0.444		0-1 FC6-4 G6-4-3		1-1 S 1B		1-3 K		0-3 K					
Felix Heredia, L (9, 1)		1-2f 2-3		1-2 3-H 1B									
José Hernández, R (1, 6) OBP: 0.329, SLG: 0.361		0-0 G6-4-3		1-3 K		1-0 G6-3		0-3 K					
Benito Santiago, R (1, 2) OBP: 0.291, SLG: 0.391		1-2f		1-2 2-H									
Gary Gaetti, R (1, 5) OBP: 0.206, SLG: 0.241			2-3 K	3-2 F9			1-1 G6-3						
Kevin Tapani, R (1, 1)			2-2 G6-3		2-3 K		0-0 FC1-6 BB 1B						
Tyler Houston, L (7, PH) OBP: 0.357, SLG: 0.556													
Jeff Blauser, R (7, PR) OBP: 0.357, SLG: 0.250													
Curtis Goodwin, L (8, 7) OBP: 0.333, SLG: 0.444													
Inning Stats	R: 0 H: 0 E: 0 LOB: 0 K: 0 BB: 0 S: 5 P: 8	R: 0 H: 0 E: 0 LOB: 1 K: 0 BB: 2 S: 9 P: 17	R: 0 H: 0 E: 0 LOB: 1 K: 0 BB: 1 S: 10 P: 21	R: 2 H: 3 E: 0 LOB: 1 K: 1 BB: 0 S: 17 P: 26	R: 0 H: 2 E: 0 LOB: 2 K: 2 BB: 0 S: 13 P: 22	R: 0 H: 0 E: 0 LOB: 0 K: 1 BB: 0 S: 6 P: 9	R: 0 H: 1 E: 0 LOB: 2 K: 1 BB: 1 S: 7 P: 13	R: 0 H: 1 E: 0 LOB: 1 K: 2 BB: 0 S: 12 P: 13					
PITCHER	IP WLS BF H R ER SO BB IBB HBP BLK WP HR S P ERA WHIP											PITCHER	IP WLS BF H R ER SO BB IBB HBP BLK WP HR S P ERA WHIP
Matt Clement, R (1, 1) ERA: 5.75	4.2 L 21 5 2 1 4 3 0 0 0 0 0 0 52 90 1.93 1.714												
Roberto Rivera, L (5, 1) ERA:	0.1 1 0 0 0 0 0 0 0 0 0 0 0 2 4 0.00 0.000												
Donne Wall, R (6, 1) ERA: 2.35	1.1 6 1 0 0 1 1 0 0 0 0 0 0 9 17 0.00 1.500												
Ed Vosberg, L (7, 1) ERA:	1.0 4 1 0 0 1 0 0 0 0 0 0 0 10 12 0.00 1.000												
Brian Boehringer, R (8, 1) ERA: 4.32	0.2 2 0 0 0 0 2 0 0 0 0 0 0 6 6 0.00 0.000												

Batter	1	2	3	4	5	6	7	8	9	AB R H RBI BB SO LOB	TOP															
Damian Jackson, R (1, 4) OBP: 0.283, SLG: 0.298	0-2 P2		1-3 K			4-2 FC3-6 BB		2-1 F7	1-0 F7	4 0 0 0 1 1 0																
Eric Owens, R (1, 8) OBP: 0.279, SLG: 0.293	0-3 K			1-2 F7		0-1 B3		1-2 G5-3		4 0 0 0 0 1 1																
Tony Gwynn, L (1, 9) OBP: 0.467, SLG: 0.570	3-3 K			0-1 G1-3		1-0 FC3-6 1-2f		1-2 WP 1B 2B		4 1 1 0 0 1 1																
Wally Joyner, L (1, 3) OBP: 0.385, SLG: 0.333		4-0 G5-3 BB		3-2 1B 2B		1-1 L4		4-0 1B 1B 2-3 BB		2 1 1 0 2 0 1																
John Vander Wal, L (1, 7) OBP: 0.377, SLG: 0.447		1-3 K		1-0 1B		2-0 L9		0-2 1B 1B		4 0 2 1 0 1 1																
Ruben Rivera, R (8, 8) OBP: 0.161, SLG: 0.279				2-3 1B		0-1 L7		1-3 3-H 1B		0 0 0 0 0 0 0																
Greg Myers, L (1, 2) OBP: 0.429, SLG: 0.472		0-2 G5-3		1-2 G4-3		1-0 L7		0-1 1B		4 0 1 1 0 0 3																
Phil Nevin, R (1, 5) OBP: 0.323, SLG: 0.714			0-1 G5-3		0-1 G6-3		4-2 E BB	0-1 P5		3 0 0 0 1 0 3																
Chris Gomez, R (1, 6) OBP: 0.306, SLG: 0.246			0-1 G6-3		2-0 G5-6-3 1B		2-0 E6	2-1 G5-3		4 0 1 0 0 0 1																
Andy Ashby, R (1, 1)			1-3 K		0-0 G5-6-3		2-2 F7	0-1 G6-3		2 0 0 0 0 1 1																
Dave Magadan, L (7, PH) OBP: 0.343, SLG: 0.302					1 SAFE X					1 0 0 0 0 0 2																
Roberto Rivera, L (7, 1)										0 0 0 0 0 0 0																
Brian Boehringer, S (8, 1)										0 0 0 0 0 0 0																
Jim Leyritz, R (9, PH) OBP: 0.354, SLG: 0.473					1-2f					1 0 0 0 0 0 0																
Inning Stats	R: 0 E: 0 K: 2 S: 10	H: 0 LOB: 0 BB: 0 P: 13	R: 0 E: 0 K: 1 S: 8	H: 0 LOB: 1 BB: 1 P: 13	R: 0 E: 0 K: 2 S: 8	H: 0 LOB: 0 BB: 0 P: 10	R: 0 E: 0 K: 0 S: 16	H: 2 LOB: 2 BB: 0 P: 22	R: 0 E: 0 K: 0 S: 4	H: 1 LOB: 0 BB: 0 P: 6	R: 0 E: 0 K: 0 S: 7	H: 0 LOB: 1 BB: 1 P: 13	R: 0 E: 1 K: 0 S: 13	H: 0 LOB: 2 BB: 1 P: 24	R: 2 E: 0 K: 0 S: 15	H: 3 LOB: 2 BB: 1 P: 23	R: 0 E: 0 K: 0 S: 5	H: 0 LOB: 0 BB: 0 P: 8	1B: 4 2B: 2 3B: 0 HR: 0	SF: 0 SAC: 0 DP: 1 HBP: 0	WP: 1 PB: 0 SB: 0 CS: 0	PA: 37				
SCOTT SANDERS, R (1, 1) ERA: 4.55	IP: 7.2	WLS: 29	H: 3	R: 0	ER: 0	SO: 5	BB: 3	IBB: 0	HBP: 0	BLK: 0	WP: 0	HR: 0	S: 71	P: 109	ERA: 0.00	WHIP: 0.783										
Felix Heredia, L (8, 1) ERA: 3.27	0.0	B	4	3	2	0	1	0	0	0	1	0	8	13	∞	∞										
Rodney Myers, R (8, 1) ERA: 6.23	0.1	W	1	0	0	0	0	0	0	0	0	0	2	2	0.00	0.000										
Rod Beck, R (9, 1) ERA: 7.84	1.0	S	3	0	0	0	0	0	0	0	0	0	5	8	0.00	0.000										

San Diego Padres @ Chicago Cubs
Wrigley Field, Chicago, IL
Sun May 02 1999, 1:20 PM CDT
Att. 38,486 - Sunny - 60 F

livebaseballscorecards.com

AB	33
R	2
H	6
RBI	2
BB	4
SO	5
LOB	14



Batter	1	2	3	4	5	6	7	8	9
Lance Johnson, L OBP: 0.380, SLG: 0.368 (1, 8)	0-1 SH1-3 1B	1-0 1-2 1B			1-1 G3		1-0 G1-3	1-2 FC6-4	
Mickey Morandini, L OBP: 0.333, SLG: 0.382 (1, 4)	0-0 SH1-3 1-2	0-2 G4-3			0-0 G3		1-0 G4-3		
Sammy Sosa, R OBP: 0.333, SLG: 0.471 (1, 9)	2-2 FC5 2-H 1B		2-2 CS 1B		1-1 G4-3			1-1 2B 1B	
Mark Grace, L OBP: 0.458, SLG: 0.506 (1, 3)	2-0 F7		1 SAFE 3-2 L3		0-1 G5-3 2B		1 SAFE 0-0 1B 2B		
Henry Rodriguez, L OBP: 0.444, SLG: 0.500 Curtis Goodwin, L OBP: 0.333, SLG: 0.444 (1, 7) (9, 7)	0-0 1-2 1B		1-2 F7		0-1 G5-3		0-0 G3		
José Hernández, R OBP: 0.326, SLG: 0.347 (1, 6)	2-2 FC5 2-3f			0-2 K		0-0 G5-3 2-3		4-0 1B IBB	
Gary Gaetti, R OBP: 0.224, SLG: 0.258 (1, 5)		2-1 G5-3		0-2 WP 1B		2-3 K		1-2 1-3 2-H 3-H 1B	
Sandy Martinez, L OBP: 0.286, SLG: 0.286 Benito Santiago, R OBP: 0.284, SLG: 0.380 (1, 2) (7, PH) (8, 2)		0-2 1B 1B		3-3 K 1-2		0-1 G6-3		1-2 P6	
Scott Sanders, R OBP: 0.200, SLG: 0.300 Felix Heredia, L (8, 1) Rodney Myers, R OBP: 1.000, SLG: 1.000 Tyler Houston, L OBP: 0.379, SLG: 0.556 Rod Beck, R (9, 1)		0-3 K		1-3 K		0-2 2B		4-2 FC6-4 BB	

Inning Stats	R: 1	H: 3	E: 0	K: 0	S: 13	H: 3	LOB: 2	BB: 0	P: 19	R: 0	H: 2	E: 0	K: 1	S: 12	H: 2	LOB: 2	BB: 0	P: 15	R: 0	H: 1	E: 0	K: 0	S: 11	H: 1	LOB: 0	BB: 0	P: 17	R: 0	H: 1	E: 0	K: 3	S: 14	H: 1	LOB: 1	BB: 0	P: 18	R: 0	H: 0	E: 0	K: 0	S: 5	H: 0	LOB: 0	BB: 0	P: 7	R: 0	H: 1	E: 0	K: 1	S: 8	H: 1	LOB: 1	BB: 0	P: 10	R: 0	H: 1	E: 0	K: 0	S: 7	H: 1	LOB: 1	BB: 0	P: 9	R: 2	H: 3	E: 0	K: 0	S: 17	H: 3	LOB: 3	BB: 2	P: 29
--------------	------	------	------	------	-------	------	--------	-------	-------	------	------	------	------	-------	------	--------	-------	-------	------	------	------	------	-------	------	--------	-------	-------	------	------	------	------	-------	------	--------	-------	-------	------	------	------	------	------	------	--------	-------	------	------	------	------	------	------	------	--------	-------	-------	------	------	------	------	------	------	--------	-------	------	------	------	------	------	-------	------	--------	-------	-------


PITCHER	IP	WLS	BF	H	R	ER	SO	BB	IBB	HBP	BLK	WP	HR	S	P	ERA	WHIP
Andy Ashby, R ERA: 2.43 (1, 1)	6.0		25	8	1	1	5	0	0	0	0	1	0	63	86	1.50	1.333
Roberto Rivera, L ERA: 3.0 (7, 1)	1.1	L	7	3	2	2	0	0	0	0	0	0	0	11	14	13.50	2.250
Brian Boehringer, R ERA: 4.15 (8, 1)	0.2	B	5	1	0	0	0	1	1	0	0	0	0	13	24	0.00	3.000

BOTTOM

San Diego Padres @ Chicago Cubs
Wrigley Field, Chicago, IL
Sun May 02 1999, 1:20 PM CDT
Att. 38,486 - Sunny - 60 F

AB	R	H	RBI	BB	SO	LOB
5	1	2	0	0	0	4
3	0	0	0	0	0	3
4	1	3	1	0	0	0
4	1	2	0	0	0	2
4	0	1	0	0	0	3
0	0	0	0	0	0	0
3	0	0	0	1	1	3
4	0	2	2	0	1	1
2	0	1	0	0	1	1
2	0	0	0	0	0	2
3	0	1	0	0	2	2
0	0	0	0	0	0	0
0	0	0	0	0	0	0
0	0	0	0	1	0	0
0	0	0	0	0	0	0

AB	34
R	3
H	12
RBI	3
BB	2
SO	5
LOB	21



WP: 1	PA: 37
PB: 0	
SB: 1	
CS: 1	

livebaseballscores.com

Batter	1	2	3	4	5	6	7	8	9	AB R H RBI BB SO LOB	TOP		
Quilvio Veras, S (1, 4) <small>OBP: 0.293, SLG: 0.260</small>	3-3 	4-1 		2-2 	1-1 			4-2 	2-0 	4 1 0 0 2 1 2			
Reggie Sanders, R (1, 7) <small>OBP: 0.407, SLG: 0.538</small>	0-3 	4-1 		0-0 		2-2 		1-0 	0-1 	5 1 3 0 1 1 0			
Tony Gwynn, L (1, 9) <small>OBP: 0.464, SLG: 0.557</small> Eric Owens, R (8, PR) <small>OBP: 0.279, SLG: 0.293</small>	0-0 	1-0 		0-1 		0-1 		4-0 		4 1 1 0 1 0 6 0 1 0 0 0 0 0			
Wally Joyner, L (1, 3) <small>OBP: 0.396, SLG: 0.368</small>	0-0 	2-1 		4-1 		3-1 		1-2 		4 1 2 3 1 0 4			
Dave Magadan, L (1, 5) <small>OBP: 0.351, SLG: 0.313</small> Phil Nevin, R (8, PH) <small>OBP: 0.344, SLG: 0.714</small>	2-1 		0-1 	0-1 			0-1 	4-2 		4 0 2 1 0 0 3 0 1 0 0 1 0 0			
Jim Leyritz, R (1, 2) <small>OBP: 0.348, SLG: 0.475</small> Donne Wall, R (7, 1) Carlos Reyes, S (9, 1)	2-3 		1-0 		2-0 		3-2 	2-3 		4 1 1 0 0 1 3 1 0 0 0 0 1 2 0 0 0 0 0 0 0			
Ruben Rivera, R (1, 8) <small>OBP: 0.194, SLG: 0.364</small>		3-2 	1 SAFE 	0-3 		0-1 		0-0 	0-1 	5 1 3 3 0 1 1			
Damian Jackson, R (1, 6) <small>OBP: 0.293, SLG: 0.373</small>		0-0 	1-2 		2-1 					4 1 2 2 0 1 3			
Sterling Hitchcock, L (1, 1) <small>OBP: 0.222, SLG: 0.125</small> Greg Myers, L (7, 2) <small>OBP: 0.409, SLG: 0.447</small>		0-0 		4-0 	1-0 			3-3 	1-0 	1 0 0 0 1 0 1 2 0 0 0 0 1 0			
Inning Stats	R: 1 H: 3 E: 0 LOB: 2 K: 3 BB: 0 S: 14 P: 21	R: 1 H: 2 E: 0 LOB: 3 K: 0 BB: 2 S: 14 P: 28	R: 0 H: 1 E: 0 LOB: 1 K: 1 BB: 0 S: 11 P: 13	R: 0 H: 1 E: 0 LOB: 3 K: 0 BB: 2 S: 9 P: 19	R: 1 H: 2 E: 0 LOB: 1 K: 0 BB: 0 S: 8 P: 14	R: 0 H: 1 E: 0 LOB: 0 K: 0 BB: 0 S: 7 P: 12	R: 0 H: 0 E: 0 LOB: 0 K: 0 BB: 0 S: 6 P: 9	R: 6 H: 4 E: 0 LOB: 2 K: 3 BB: 3 S: 22 P: 44	R: 0 H: 0 E: 0 LOB: 0 K: 0 BB: 0 S: 4 P: 7	1B: 8 SF: 1 2B: 4 SAC: 1 3B: 1 DP: 1 HR: 2 HBP: 0	WP: 1 PA: 47 PB: 0 SB: 3 CS: 0		
PITCHER	IP WLS BF H R ER SO BB IBB HBP BLK WP HR S P ERA WHIP											PITCHER	IP WLS BF H R ER SO BB IBB HBP BLK WP HR S P ERA WHIP
Chad Ogea, R (1, 1) <small>ERA: 3.89</small>	5.0 L 28 9 3 3 4 4 0 0 0 0 0 1 56 95 5.40 2.600												
Yorkis Perez, L (6, 1) <small>ERA: 6.52</small>	1.0 3 1 0 0 0 0 0 0 0 0 0 0 7 12 0.00 1.000												
Ken Ryan, R (7, 1) <small>ERA: 6.57</small>	1.1 8 2 4 4 1 1 1 0 0 0 1 14 29 27.00 2.250												
Jim Poole, L (8, 1) <small>ERA: 5.68</small>	0.2 5 2 2 2 2 1 0 0 0 0 1 0 14 24 27.00 4.500												
Paul Spoljaric, L (9, 1) <small>ERA: 15.09</small>	1.0 3 0 0 0 0 0 0 0 0 0 0 0 4 7 0.00 0.000												

San Diego Padres @ Philadelphia Phillies
 Veterans Stadium, Philadelphia, PA
 Mon May 03 1999, 7:05 PM EDT
 Att. 11,032 - Cloudy - 60 F

AB	38
R	9
H	14
RBI	9
BB	7
SO	7
LOB	25



Batter	1	2	3	4	5	6	7	8	9	AB R H RBI BB SO LOB
Doug Glanville, R OBP: 0.368, SLG: 0.414	1-0 F7	2-2 G5-3		4-1 BB		0-3 K		2-3 K		4 0 0 0 1 2 6
Marlon Anderson, L OBP: 0.227, SLG: 0.250	1-1 F9		1-2 F9	0-2 L1		0-0 P5		0-2 1B		5 1 1 0 0 0 6
Scott Rolen, R OBP: 0.345, SLG: 0.554	1-3 K		1-2 F9		0-0 L7	3-3 K		3-1 P3		5 0 0 0 0 2 4
Rico Brogna, L OBP: 0.327, SLG: 0.510		0-0 F9	1-1 HR		1-3 K		1-2 G4-3	0-2 1B		5 1 2 1 0 1 0
Ron Gant, R OBP: 0.304, SLG: 0.273		4-2 1B	2-2 G4-3		3-2 1B		2-3 K	3-2 1B		4 1 2 1 1 1 0
Bobby Abreu, L OBP: 0.424, SLG: 0.552		2-2 1B		0-1 F7	0-0 F8		3-2 1B	2-2 G1-3		5 0 2 0 0 0 3
Mike Lieberthal, R OBP: 0.402, SLG: 0.436		1-0 1B		0-0 BB		3-2 1B	1-0 P3	3-3 K		5 0 3 0 0 1 3
Desi Relaford, S OBP: 0.414, SLG: 0.452		1-1 1B		0-2 F7		1-1 SH		1-2 F7		3 0 1 1 0 0 1
Chad Ogea, R Yorkis Perez, L Kevin Seifick, R Ken Ryan, R Jim Poole, L 23 Kevin Jordan, R Paul Spoljaric, R		1-3 K		0-2 BB		0-0 1B		2-2 G4-3		2 0 1 0 0 1 3

Inning Stats	R: 0	H: 0	E: 0	K: 1	S: 6	R: 1	H: 3	E: 0	K: 1	S: 16	R: 1	H: 1	E: 0	K: 0	S: 11	R: 0	H: 2	E: 0	K: 0	S: 13	R: 0	H: 1	E: 0	K: 1	S: 9	R: 0	H: 2	E: 1	K: 2	S: 14	R: 0	H: 1	E: 0	K: 1	S: 10	R: 0	H: 0	E: 0	K: 1	S: 9	R: 1	H: 3	E: 1	K: 1	S: 18	1B: 12	2B: 0	3B: 0	HR: 1	SF: 0	SAC: 1	DP: 0	HBP: 0	WP: 0	PA: 43
PITCHER	IP	WLS	BF	H	R	ER	SO	BB	IBB	HBP	BLK	WP	HR	S	P	ERA	WHIP																																						
Sterling Hitchcock, L ERA: 5.18	(1, 1)	6.2	W	33	10	2	6	2	0	0	0	0	0	1	78	118	2.70	1.800																																					
Donne Wall, R ERA: 2.89	(7, 1)	1.2	H	8	3	1	1	0	0	0	0	0	0	0	22	34	5.40	1.800																																					
Carlos Reyes, R ERA: 3.55	(9, 1)	0.2		2	0	0	1	0	0	0	0	0	0	0	6	11	0.00	0.000																																					

BOTTOM

San Diego Padres @ Philadelphia Phillies
Veterans Stadium, Philadelphia, PA
Mon May 03 1999, 7:05 PM EDT
Att. 11,032 - Cloudy - 60 F

livebaseballscores.com

AB	40
R	3
H	13
RBI	3
BB	2
SO	8
LOB	26



Batter	1	2	3	4	5	6	7	8	9	AB R H RBI BB SO LOB	TOP	
Quilvio Veras, S (1, 4) OBP: 0.281, SLG: 0.247	0-3 		0-1 		2-3 			1-3 		4 0 0 0 0 3 1	San Diego Padres @ Philadelphia Phillies Veterans Stadium, Philadelphia, PA Tue May 04 1999, 7:05 PM EDT Att. 15,183 - Cloudy - 60 F	
Reggie Sanders, R (1, 7) OBP: 0.388, SLG: 0.507	0-0 		1-2 			3-2 		0-0 		4 0 0 0 0 0 1		
Tony Gwynn, L (1, 9) OBP: 0.474, SLG: 0.570	4-1 		1-1 			1-0 		0-1 		3 0 2 0 1 0 1		
Wally Joyner, L (1, 3) OBP: 0.390, SLG: 0.354	4-2 		0-0 			0-0 		3-1 		3 0 0 0 1 0 2		
Dave Magadan, L (1, 5) OBP: 0.333, SLG: 0.296	1-1 			3-1 		2-0 		1-2 		4 0 0 0 0 0 3		
Greg Myers, L (1, 2) OBP: 0.417, SLG: 0.452		0-0 		0-1 			0-2 		3-2 	4 0 2 0 0 0 0		
Ruben Rivera, R (1, 8) OBP: 0.197, SLG: 0.348		2-0 		4-2 			2-1 		2-1 	3 0 0 0 1 0 2		
Damian Jackson, R (1, 6) OBP: 0.279, SLG: 0.352		0-0 		1-1 	2-3 		2-3 			3 0 0 0 0 2 1		
Woody Williams, R (1, 1) OBP: 0.231, SLG: 0.167 Dan Miceli, R (8, 1)		0-0 			0-3 			0-1 		3 0 1 0 0 1 1 0 0 0 0 0 0 0		
Inning Stats	R: 0 H: 0 E: 0 LOB: 2 K: 1 BB: 2 S: 10 P: 19	R: 0 H: 1 E: 0 LOB: 1 K: 0 BB: 0 S: 4 P: 6	R: 0 H: 1 E: 0 LOB: 1 K: 0 BB: 0 S: 9 P: 11	R: 0 H: 0 E: 0 LOB: 0 K: 0 BB: 1 S: 7 P: 15	R: 0 H: 0 E: 0 LOB: 0 K: 3 BB: 0 S: 15 P: 19	R: 0 H: 1 E: 0 LOB: 1 K: 0 BB: 0 S: 6 P: 12	R: 0 H: 0 E: 0 LOB: 0 K: 1 BB: 0 S: 10 P: 14	R: 0 H: 1 E: 0 LOB: 1 K: 1 BB: 0 S: 8 P: 9	R: 0 H: 1 E: 0 LOB: 1 K: 0 BB: 0 S: 12 P: 21	1B: 4 SF: 0 2B: 1 SAC: 0 3B: 0 DP: 0 HR: 0 HBP: 0		WP: 0 PA: 35 PB: 0 SB: 0 CS: 1
PITCHER Carlton Loewer, R (1, 1) ERA: 4.1	IP 9.0 WLS W BF 34 H 5 R 0 ER 0 SO 6 BB 3 IBB 0 HBP 0 BLK 0 WP 0 HR 0 S 81 P 126 ERA 0.00 WHIP 0.889											PITCHER IP WLS BF H R ER SO BB IBB HBP BLK WP HR S P ERA WHIP

livebaseballscorecards.com

AB	31
R	0
H	5
RBI	0
BB	3
SO	6
LOB	12



Batter	1	2	3	4	5	6	7	8	9
Doug Glanville, R OBP: 0.364, SLG: 0.408 (1, 8)	1-3 K			1-1 L4		0-1 P9		1-1 1B	
Marlon Anderson, L OBP: 0.239, SLG: 0.261 15 David Doster, R OBP: 0.300, SLG: 0.125 (1, 4) (9, 4)	2-1 P8			1-0 G3-1		2-1 E7 1B		1-2 1B	
Scott Rolen, R OBP: 0.333, SLG: 0.533 (1, 5)	2-3 K			0-0 F8		1-3 K		3-3 K	
Rico Brogna, L OBP: 0.319, SLG: 0.495 (1, 3)		0-0 F9			0-1 L8		1-2 G4-3		
Ron Gant, R OBP: 0.295, SLG: 0.263 (1, 7)		1-2 G6-3			0-0 P4		2-2 G6-3		
Bobby Abreu, L OBP: 0.422, SLG: 0.539 (1, 9)		2-2 F7			4-2 BB		2-3 K		
Mike Lieberthal, R OBP: 0.400, SLG: 0.432 (1, 2)			3-2 F9		0-1 F9		1-2 1B		
Desi Relaford, S OBP: 0.397, SLG: 0.431 (1, 6)			0-3 K			1-1 E4 SH1-4 E		0-2 G4-3	
Carlton Loewer, R OBP: 0.385, SLG: 0.385 (1, 1)			2-2 G6-3			0-0 SH1-4		2-3 K	

AB	R	H	RBI	BB	SO	LOB
4	1	1	1	0	1	1
4	0	2	2	0	0	0
0	0	0	0	0	0	0
4	0	0	0	0	3	2
3	0	0	0	0	0	0
3	0	0	0	0	0	0
2	0	0	0	1	1	0
3	1	1	0	0	0	1
3	1	0	0	0	1	1
2	0	0	0	0	1	1

BOTTOM	
San Diego Padres @ Philadelphia Phillies Veterans Stadium, Philadelphia, PA Tue May 04 1999, 7:05 PM EDT Att. 15,183 - Cloudy - 60 F	
AB 28 R 3 H 4 RBI 3 BB 1 SO 7 LOB 6	WP: 0 PA: 30 PB: 0 SB: 1 CS: 0

Inning Stats		R	H	E	K	S	BB	IBB	HBP	BLK	WP	HR	S	P	ERA	WHIP
R: 0	H: 0	E: 0	K: 2	S: 8	BB: 0	IBB: 0	HBP: 0	BLK: 0	WP: 0	HR: 0	S: 7	P: 13				
R: 0	H: 0	E: 0	K: 0	S: 7	BB: 0	IBB: 0	HBP: 0	BLK: 0	WP: 0	HR: 0	S: 7	P: 10				
R: 0	H: 0	E: 0	K: 1	S: 13	BB: 0	IBB: 0	HBP: 0	BLK: 0	WP: 0	HR: 0	S: 13	P: 18				
R: 0	H: 0	E: 0	K: 0	S: 4	BB: 0	IBB: 0	HBP: 0	BLK: 0	WP: 0	HR: 0	S: 4	P: 6				
R: 0	H: 0	E: 0	K: 0	S: 8	BB: 1	IBB: 0	HBP: 0	BLK: 0	WP: 0	HR: 0	S: 8	P: 12				
R: 1	H: 1	E: 2	K: 1	S: 10	BB: 0	IBB: 0	HBP: 0	BLK: 0	WP: 0	HR: 0	S: 10	P: 14				
R: 0	H: 0	E: 0	K: 1	S: 10	BB: 0	IBB: 0	HBP: 0	BLK: 0	WP: 0	HR: 0	S: 10	P: 15				
R: 2	H: 3	E: 0	K: 2	S: 20	BB: 1	IBB: 0	HBP: 0	BLK: 0	WP: 0	HR: 0	S: 20	P: 28				

PITCHER		IP	WLS	BF	H	R	ER	SO	BB	IBB	HBP	BLK	WP	HR	S	P	ERA	WHIP
Woody Williams, R ERA: 3.26 (1, 1)		7.2	L	29	4	3	2	6	1	0	0	0	0	0	76	109	2.35	0.652
Dan Miceli, R ERA: 5.56 (8, 1)		0.1		1	0	0	0	1	0	0	0	0	0	4	7	0.00	0.000	



Batter	1	2	3	4	5	6	7	8	9	AB R H RBI BB SO LOB	TOP
Reggie Sanders, R (1, 7) OBP: 0.393, SLG: 0.548	2-3 K			3-1 HR		2-2 1B			1-0 G6-3	4 1 2 1 0 1 0	San Diego Padres @ Philadelphia Phillies Veterans Stadium, Philadelphia, PA Wed May 05 1999, 1:05 PM EDT Att. 18,229 - Sunny - 72 F
Damian Jackson, R (1, 4) OBP: 0.262, SLG: 0.328	2-2 P5			2-3 K		1-0 F9			3-1 F7	4 0 0 0 0 1 2	
Wally Joyner, L (1, 3) OBP: 0.385, SLG: 0.349	3-3 K			0-1 F7		2-3 K			0-1 1B	4 0 1 0 0 2 2	
John Vander Wal, L (1, 9) OBP: 0.351, SLG: 0.412			0-1 G6-3	1-0 G3-1					0-1 G6-3	4 0 0 0 0 0 1	
Jim Leyritz, R (1, 2) OBP: 0.333, SLG: 0.452			3-3 K		1-1 L6				0-3 K	3 0 0 0 0 2 0	
Phil Nevin, R (1, 5) OBP: 0.314, SLG: 0.645			0-1 G4-3		0-2 G6-3				3-2 G6-3	3 0 0 0 0 0 0	
Ruben Rivera, R (1, 8) OBP: 0.189, SLG: 0.333				0-1 P4	0-0 P2				0-0 P3	3 0 0 0 0 0 0	
Chris Gomez, R (1, 6) OBP: 0.293, SLG: 0.235				0-3 K		0-1 G3			2-1 P4	3 0 0 0 0 1 0	
58 Stan Spencer, R (1, 1) Carlos Reyes, S (3, 1) Greg Myers, L (6, PH) Roberto Rivera, L (6, 1) Ed Vosberg, L (7, 1) Eric Owens, R (8, PH) Trevor Hoffman, R (8, 1)				1-2 G4-3		4-0 1B BB			1-1 G1-3	1 0 0 0 0 0 0 0 0 0 0 0 0 0 0 0 0 0 0 1 0 0 0 0 0 0 0 0 0 0 0 0 0 0 0 0 0 0 1 0 0 0 0 0 0 0 0 0 0 0 0 0 0 0	
Inning Stats	R: 0 H: 0 E: 0 LOB: 0 K: 2 BB: 0 S: 10 P: 17	R: 0 H: 0 E: 0 LOB: 0 K: 1 BB: 0 S: 7 P: 10	R: 0 H: 0 E: 0 LOB: 0 K: 1 BB: 0 S: 8 P: 9	R: 1 H: 1 E: 0 LOB: 0 K: 1 BB: 0 S: 8 P: 14	R: 0 H: 0 E: 0 LOB: 0 K: 0 BB: 0 S: 6 P: 7	R: 0 H: 1 E: 0 LOB: 2 K: 1 BB: 1 S: 10 P: 19	R: 0 H: 0 E: 0 LOB: 0 K: 1 BB: 0 S: 9 P: 15	R: 0 H: 0 E: 0 LOB: 0 K: 0 BB: 0 S: 5 P: 8	R: 0 H: 1 E: 0 LOB: 1 K: 0 BB: 0 S: 7 P: 11	1B: 2 SF: 0 2B: 0 SAC: 0 3B: 0 DP: 0 HR: 1 HBP: 0	
PITCHER	IP WLS BF H R ER SO BB IBB HBP BLK WP HR S P ERA WHIP										
Paul Byrd, R (1, 1) ERA: 3.72	8.0 W 27 2 1 1 7 1 0 0 0 0 1 63 99 1.12 0.375										
Wayne Gomes, R (9, 1) ERA: 5.93	1.0 4 1 0 0 0 0 0 0 0 0 0 7 11 0.00 1.000										

AB	30
R	1
H	3
RBI	1
BB	1
SO	7
LOB	5



Batter	1	2	3	4	5	6	7	8	9
Kevin Seifick, R OBP: 0.357, SLG: 0.538 (1, 8)	4-0 BB S BB	1-0 2-H HR 2B		1-2 F7		1-1 HR		1-2 P4	
Marlon Anderson, L OBP: 0.240, SLG: 0.293 15 David Doster, R OBP: 0.273, SLG: 0.111 (8, PH) (9, 4)	1-2 SAFE P6	0-1 2-H HR		0-2 F8		1-1 G4-3		1-2 G5-3	
Scott Rolen, R OBP: 0.331, SLG: 0.532 23 Kevin Jordan, R OBP: 0.345, SLG: 0.333 (8, PH) (9, 5)	3-2 G5-3	0-3 K			3-2 G1-3		2-1 1B 2B	1-3 K	
Rico Brogna, L OBP: 0.325, SLG: 0.495 (1, 3)	0-1 G3		2-1 1B		1-0 G6-3		1-1 1B 1B		
Mike Lieberthal, R OBP: 0.424, SLG: 0.494 (1, 2)		0-0 HR	1-1 1B		2-1 PB BLK 1B		2-2 1B 1B		
Bobby Abreu, L OBP: 0.434, SLG: 0.576 (1, 9)		4-2 S 1B BB	2-1 1-H HR		3-2 1-H 1B		2-3 K		
Rob Ducey, L OBP: 0.154, SLG: 0.208 (1, 7)		1-2 F8	3-1 P4		1-2 L4		2-3 K		
Desi Relaford, S OBP: 0.403, SLG: 0.435 (1, 6)		0-1 SH1-4 2B 1B	0-1 G4-3			1-0 F7	2-1 1-2 2-H 1B		
Paul Byrd, R OBP: 0.250, SLG: 0.182 Wayne Gomes, R (9, 1)	1-0 SAFE SH1-4			1-2 G1-3		3-2 G1-3	0-2 G6-3		

Inning Stats	R: 0	H: 0	E: 0	K: 0	S: 11	R: 5	H: 4	E: 0	K: 1	S: 19	R: 2	H: 3	E: 0	K: 0	S: 10	R: 0	H: 0	E: 0	K: 0	S: 9	R: 1	H: 2	E: 0	K: 0	S: 14	R: 1	H: 1	E: 0	K: 0	S: 11	R: 2	H: 4	E: 0	K: 2	S: 20	R: 0	H: 0	E: 0	K: 1	S: 9
	LOB: 1	BB: 1	P: 19	LOB: 0	BB: 1	P: 26	LOB: 0	BB: 0	P: 18	LOB: 0	BB: 0	P: 11	LOB: 1	BB: 0	P: 24	LOB: 0	BB: 0	P: 17	LOB: 2	BB: 0	P: 31	LOB: 0	BB: 0	P: 12	LOB: 0	BB: 0	P: 12	LOB: 0	BB: 0	P: 12	LOB: 0	BB: 0	P: 12	LOB: 0	BB: 0	P: 12	LOB: 0	BB: 0	P: 12	

PITCHER	IP	WLS	BF	H	R	ER	SO	BB	IBB	HBP	BLK	WP	HR	S	P	ERA	WHIP
58 Stan Spencer, R ERA: 8.42 (1, 1)	2.1	L	15	7	7	7	1	2	0	0	0	0	3	36	56	27.00	3.857
Carlos Reyes, R ERA: 3.52 (3, 1)	2.2		10	2	1	1	0	0	0	0	1	0	0	27	42	3.38	0.750
Roberto Rivera, L ERA: 3.86 (6, 1)	1.0		4	1	1	1	0	0	0	0	0	0	1	11	17	9.00	1.000
Ed Vosberg, L ERA: 4.91 (7, 1)	1.0		7	4	2	2	2	0	0	0	0	0	0	20	31	18.00	4.000
Trevor Hoffman, R ERA: 2.7 (8, 1)	1.0		3	0	0	0	1	0	0	0	0	0	0	9	12	0.00	0.000

BOTTOM

AB	R	H	RBI	BB	SO	LOB
4	2	2	2	1	0	0
4	1	1	2	0	0	1
1	0	0	0	0	0	0
4	1	1	0	0	1	1
1	0	0	0	0	1	0
4	1	2	1	0	0	1
4	3	4	1	0	0	0
3	2	2	3	1	1	2
4	0	0	0	0	1	4
4	1	2	2	0	0	0
3	0	0	0	0	0	2
0	0	0	0	0	0	0

AB 36
R 11
H 14
RBI 11
BB 2
SO 4
LOB 11

WP: 0 PA: 39
PB: 1
SB: 2
CS: 0



San Diego Padres @ Philadelphia Phillies
Veterans Stadium, Philadelphia, PA
Wed May 05 1999, 1:05 PM EDT
Att. 18,229 - Sunny - 72 F

livebaseballscorecards.com

Batter	1	2	3	4	5	6	7	8	9	AB R H RBI BB SO LOB	TOP	
Otis Nixon, S (1, 7) <small>C B F B B B</small> <small>OBP: 0.281, SLG: 0.195</small> Gerald Williams, R (8, 7) <small>B B B B</small> <small>OBP: 0.353, SLG: 0.477</small>	4-2 1B BB		0-0 F7		3-1 G4-3			1-1 G6-3		3 1 0 0 1 0 2 0 0 0 0 0 0 0	Atlanta Braves @ San Diego Padres Qualcomm Stadium, San Diego, CA Fri May 07 1999, 10:05 PM EDT Att. 26,765 - Unknown - 67 F livebaseballscorecards.com	
Bret Boone, R (1, 4) <small>B X</small> <small>OBP: 0.331, SLG: 0.455</small>	1-0 1B BB 1-3 E 1B		0-3 K		0-2 F7			3-2 G4-3		4 1 1 0 0 1 2		
10 Chipper Jones, S (1, 5) <small>B X</small> <small>OBP: 0.356, SLG: 0.519</small>	1-0 L5		2-3 K		2-0 G4-3			4-2 G6-3 WP BB		3 0 0 0 1 1 2		
Brian Jordan, R (1, 9) <small>C X</small> <small>OBP: 0.389, SLG: 0.586</small>	0-1 E FC5-4 1-2 1B 3-H		1-3 K		3-1 F7			1-1 P5		4 1 1 1 0 1 1		
Ryan Klesko, L (1, 3) <small>X</small> <small>OBP: 0.349, SLG: 0.446</small>	0-0 E1 FC5-4 1-3 1B 2-H		2-2 G4-3		2-3 K			2-2 G6-3 1-3		4 0 0 0 0 1 2		
Andruw Jones, R (1, 8) <small>X</small> <small>OBP: 0.378, SLG: 0.530</small>	0-0 FC5-4 CS 1-2f 1B 3-H		0-0 G4-3		1-1 G6-3			1-3 K		4 0 0 1 0 1 2		
Eddie Pérez, R (1, 2) <small>B B</small> <small>OBP: 0.333, SLG: 0.333</small>	2-0 CS 1-2	0-2 G4-3		0-0 SH5-4 1B 1B			3-2 L6			3 0 1 0 0 0 0		
Walt Weiss, S (1, 6) <small>C B B B</small> <small>OBP: 0.358, SLG: 0.351</small>		2-1 G4-3		1-1 SH5-4 1B 1-2			2-3 K			3 0 1 0 0 1 0		
Kevin Millwood, R (1, 1) <small>C B B B</small> <small>OBP: 0.231, SLG: 0.250</small> Mike Remlinger, L (7, 1) <small>X B B B</small> <small>OBP: 0.000, SLG: 0.261</small> Keith Lockhart, L (8, PH) <small>X B B B</small> <small>OBP: 0.000, SLG: 0.261</small> Rudy Seanez, R (8, 1) <small>X B B B</small> <small>OBP: 0.000, SLG: 0.261</small> John Rocker, R (8, 1) <small>X B B B</small> <small>OBP: 0.000, SLG: 0.261</small> 30 Kevin McGlinchy, R (8, 1) <small>X B B B</small> <small>OBP: 0.000, SLG: 0.261</small>	0-2 L4	0-2 L4		1-1 SH5-4 1-2 2-3			1-1 P6			1 0 0 0 0 0 0 0 0 0 0 0 0 0 1 0		
Inning Stats	R: 3 H: 2 E: 1 LOB: 0 K: 0 BB: 1 S: 8 P: 16	R: 0 H: 0 E: 0 LOB: 0 K: 0 BB: 0 S: 9 P: 11	R: 0 H: 0 E: 0 LOB: 0 K: 2 BB: 0 S: 7 P: 9	R: 0 H: 0 E: 0 LOB: 0 K: 1 BB: 0 S: 9 P: 12	R: 0 H: 2 E: 0 LOB: 2 K: 0 BB: 0 S: 10 P: 15	R: 0 H: 0 E: 0 LOB: 0 K: 1 BB: 0 S: 6 P: 13	R: 0 H: 0 E: 0 LOB: 0 K: 1 BB: 0 S: 10 P: 16	R: 0 H: 0 E: 0 LOB: 0 K: 0 BB: 0 S: 7 P: 12	R: 0 H: 0 E: 0 LOB: 1 K: 1 BB: 1 S: 12 P: 20	1B: 4 SF: 0 2B: 0 SAC: 1 3B: 0 DP: 0 HR: 0 HBP: 0	WP: 1 PA: 34 PB: 0 SB: 0 CS: 1	
PITCHER	Matt Clement, R (1, 1) <small>ERA: 4.97</small> Donne Wall, R (6, 1) <small>ERA: 2.38</small> Brian Boehringer, R (8, 1) <small>ERA: 3.93</small> Trevor Hoffman, R (9, 1) <small>ERA: 2.45</small>	IP WLS BF H R ER SO BB IBB HBP BLK WP HR S P ERA WHIP	IP WLS BF H R ER SO BB IBB HBP BLK WP HR S P ERA WHIP	IP WLS BF H R ER SO BB IBB HBP BLK WP HR S P ERA WHIP	IP WLS BF H R ER SO BB IBB HBP BLK WP HR S P ERA WHIP	IP WLS BF H R ER SO BB IBB HBP BLK WP HR S P ERA WHIP	IP WLS BF H R ER SO BB IBB HBP BLK WP HR S P ERA WHIP	IP WLS BF H R ER SO BB IBB HBP BLK WP HR S P ERA WHIP	IP WLS BF H R ER SO BB IBB HBP BLK WP HR S P ERA WHIP	IP WLS BF H R ER SO BB IBB HBP BLK WP HR S P ERA WHIP	IP WLS BF H R ER SO BB IBB HBP BLK WP HR S P ERA WHIP	IP WLS BF H R ER SO BB IBB HBP BLK WP HR S P ERA WHIP

Atlanta Braves @ San Diego Padres
 Qualcomm Stadium, San Diego, CA
 Fri May 07 1999, 10:05 PM EDT
 Att. 26,765 - Unknown - 67 F

AB 30
 R 3
 H 4
 RBI 2
 BB 2
 SO 6
 LOB 11



Batter	1	2	3	4	5	6	7	8	9
Quilvio Veras, S (1, 4) <small>OBP: 0.270, SLG: 0.235</small> 									
Reggie Sanders, R (1, 7) <small>OBP: 0.398, SLG: 0.558</small> 									
Tony Gwynn, L (1, 9) <small>OBP: 0.466, SLG: 0.558</small> 									
Wally Joyner, L (1, 3) <small>OBP: 0.389, SLG: 0.349</small> 									
Phil Nevin, R (1, 2) <small>OBP: 0.333, SLG: 0.657</small> 									
George Arias, R (1, 5) <small>OBP: 0.250, SLG: 0.250</small> 									
Ruben Rivera, R (1, 8) <small>OBP: 0.192, SLG: 0.329</small> 									
Chris Gomez, R (1, 6) <small>OBP: 0.299, SLG: 0.243</small> John Vander Wal, L (7, PH) <small>OBP: 0.351, SLG: 0.412</small> Eric Owens, R (7, PH) <small>OBP: 0.267, SLG: 0.279</small> Brian Boehringer, S (8, 1) Trevor Hoffman, R (9, 1)									
Matt Clement, R (1, 1) <small>OBP: 0.167, SLG: 0.167</small> Dave Magadan, L (5, PH) <small>OBP: 0.329, SLG: 0.292</small> Donne Wall, R (6, 1) Damian Jackson, R (8, 6) <small>OBP: 0.273, SLG: 0.328</small>									

Inning Stats	R: 0 E: 0 K: 1 S: 10	H: 0 LOB: 0 BB: 0 P: 12	R: 0 E: 0 K: 1 S: 7	H: 0 LOB: 0 BB: 0 P: 10	R: 0 E: 0 K: 2 S: 10	H: 1 LOB: 1 BB: 0 P: 16	R: 1 E: 0 K: 1 S: 15	H: 1 LOB: 2 BB: 1 P: 26	R: 0 E: 0 K: 1 S: 9	H: 0 LOB: 0 BB: 0 P: 12	R: 0 E: 0 K: 0 S: 5	H: 0 LOB: 0 BB: 0 P: 9	R: 0 E: 0 K: 0 S: 10	H: 2 LOB: 2 BB: 0 P: 15	R: 3 E: 0 K: 1 S: 15	H: 5 LOB: 2 BB: 1 P: 22
--------------	-------------------------------	----------------------------------	------------------------------	----------------------------------	-------------------------------	----------------------------------	-------------------------------	----------------------------------	------------------------------	----------------------------------	------------------------------	---------------------------------	-------------------------------	----------------------------------	-------------------------------	----------------------------------

PITCHER															PITCHER																			
IP	WLS	BF	H	R	ER	SO	BB	IBB	HBP	BLK	WP	HR	S	P	ERA	WHIP	IP	WLS	BF	H	R	ER	SO	BB	IBB	HBP	BLK	WP	HR	S	P	ERA	WHIP	
Kevin Millwood, R (1, 1) <small>ERA: 4.14</small>	6.1		25	4	1	1	6	1	0	0	0	0	65	97	1.42	0.789																		
Mike Remlinger, L (7, 1) <small>ERA: 1.8</small>	0.2	H	1	0	0	0	0	0	0	0	0	0	1	3	0.00	0.000																		
Rudy Seanez, R (8, 1) <small>ERA: 2.03</small>	0.1	H	3	1	2	2	0	1	0	0	0	0	4	8	54.00	6.000																		
John Rucker, L (8, 1) <small>ERA: 4.35</small>	0.0	L	3	3	1	1	0	0	0	0	0	0	6	7	∞	∞																		
30 Kevin McGlinchy, R (8, 1) <small>ERA: 0.69</small>	0.2		2	1	0	0	1	0	0	0	0	0	0	5	7	0.00	1.500																	

BOTTOM

Atlanta Braves @ San Diego Padres
 Qualcomm Stadium, San Diego, CA
 Fri May 07 1999, 10:05 PM EDT
 Att: 26,765 - Unknown - 67 F

AB	R	H	RBI	BB	SO	LOB	WP	PA
4	0	0	0	0	1	2	0	34
4	2	2	0	0	1	0	0	
4	1	1	2	0	0	1	0	
3	0	1	0	1	0	0	0	
4	0	2	1	0	0	2	0	
4	0	1	1	0	1	3	0	
4	0	1	0	0	3	4	0	
2	0	1	0	0	1	0	0	
0	0	0	0	0	0	0	0	
1	0	0	0	0	0	2	0	
0	0	0	0	0	0	0	0	
0	0	0	0	0	0	0	0	
0	0	0	0	0	0	0	0	
0	1	0	0	1	0	0	0	
1B: 7	SF: 0	2B: 2	SAC: 1	3B: 0	DP: 0	HR: 0	WP: 0	PA: 34
							PB: 0	
							SB: 0	
							CS: 0	

AB 31
R 4
H 9
RBI 4
BB 2
SO 7
LOB 14

PITCHER																	
IP	WLS	BF	H	R	ER	SO	BB	IBB	HBP	BLK	WP	HR	S	P	ERA	WHIP	
Kevin Millwood, R (1, 1) <small>ERA: 4.14</small>	6.1		25	4	1	1	6	1	0	0	0	0	65	97	1.42	0.789	
Mike Remlinger, L (7, 1) <small>ERA: 1.8</small>	0.2	H	1	0	0	0	0	0	0	0	0	0	1	3	0.00	0.000	
Rudy Seanez, R (8, 1) <small>ERA: 2.03</small>	0.1	H	3	1	2	2	0	1	0	0	0	0	4	8	54.00	6.000	
John Rucker, L (8, 1) <small>ERA: 4.35</small>	0.0	L	3	3	1	1	0	0	0	0	0	0	6	7	∞	∞	
30 Kevin McGlinchy, R (8, 1) <small>ERA: 0.69</small>	0.2		2	1	0	0	1	0	0	0	0	0	0	5	7	0.00	1.500

Batter	1	2	3	4	5	6	7	8	9	AB R H RBI BB SO LOB	TOP		
Otis Nixon, S OBP: 0.284, SLG: 0.195 (1, 7)	3-2 10 G3 1B G6-3 1B		0-1 B1-3	0-1 FC6-4 1-2f			4-2 10 G4-3 BB	2-0 L7	2-1 G2-3	5 1 1 0 1 0 7			
Bret Boone, R OBP: 0.325, SLG: 0.444 (1, 4)	1-2 SAFE SAFE SAFE 10 G3 G6-3 1B		0-1 E5		1-1 G5-3		1-2 P9	3-2 E6 10 2B 1-2 2-3		5 1 1 0 0 0 5			
10 Chipper Jones, S OBP: 0.350, SLG: 0.514 (1, 5)	1-2 G3 1-2 2-3		1-0 G4-3		1-1 G1-3		0-0 G4-3 1-2f	3-1 2B 1-H 2-H 3-H		5 0 1 3 0 0 5			
Brian Jordan, R OBP: 0.389, SLG: 0.570 John Hudek, S (9, 1)	0-2 G6-3 2-3 3-H			4-1 2B BB	0-0 G6-3			3B BB G4-3		3 2 0 1 2 0 3 0 0 0 0 0 0 0			
Ryan Klesko, L OBP: 0.373, SLG: 0.567 Brian Hunter, R OBP: 0.375, SLG: 0.742 (8, 3)	2-2 G4-3		1-0 1B 1B 2B	1-0 1B 1B 2B		0-0 HR	1-0 1B 3B	3-2 1B SF8 2B		4 2 3 3 0 0 1 1 2 1 0 0 0 0			
Andruw Jones, R OBP: 0.379, SLG: 0.524 (1, 8)		1-2 P5		0-2 K		1-0 P4	2-2 FC3-6 1B 3B 1B	1-0 1B 2B		5 1 2 1 0 1 1			
Eddie Pérez, R OBP: 0.343, SLG: 0.343 (1, 2)		2-1 G5-3		0-1 1B 1B		2-3 K	0-0 FC3-6 1B	1-2 P5		5 0 2 0 0 1 2			
Walt Weiss, S OBP: 0.340, SLG: 0.333 (1, 6)		0-1 G6-3		0-0 P8		3-2 P7	1-2 FC3-6 E 10 2B 1B 1-2f 2-3	2-1 SF8		4 1 0 1 0 0 5			
Tom Glavine, L OBP: 0.176, SLG: 0.125 Justin Speier, R OBP: 1.000, SLG: 1.000 Gerald Williams, R OBP: 0.365, SLG: 0.489 (9, 9)			0-0 G6-3	1-0 FC6-4 1B 1-2 3-H			4-2 BB BB	2-0 E 10 2B 1B 1-2 3-H	1-0 1B	3 1 2 2 1 0 0 0 0 0 0 0 0 0 1 0 1 0 0 0 0			
Inning Stats	R: 1 H: 2 E: 0 LOB: 1 K: 0 BB: 0 S: 17 P: 24	R: 0 H: 0 E: 0 LOB: 0 K: 0 BB: 0 S: 11 P: 14	R: 0 H: 0 E: 1 LOB: 1 K: 0 BB: 0 S: 6 P: 7	R: 2 H: 3 E: 0 LOB: 2 K: 1 BB: 1 S: 11 P: 17	R: 0 H: 0 E: 0 LOB: 0 K: 0 BB: 0 S: 5 P: 7	R: 1 H: 1 E: 0 LOB: 0 K: 1 BB: 0 S: 8 P: 14	R: 0 H: 0 E: 0 LOB: 1 K: 0 BB: 2 S: 10 P: 19	R: 6 H: 5 E: 1 LOB: 2 K: 0 BB: 1 S: 19 P: 39	R: 1 H: 3 E: 0 LOB: 2 K: 0 BB: 0 S: 13 P: 23	1B: 9 SF: 1 2B: 3 SAC: 0 3B: 1 DP: 1 HR: 1 HBP: 0	WP: 0 PA: 46 PB: 0 SB: 0 CS: 0		
PITCHER	IP WLS BF H R ER SO BB IBB HBP BLK WP HR S P ERA WHIP											PITCHER	IP WLS BF H R ER SO BB IBB HBP BLK WP HR S P ERA WHIP
Andy Ashby, R ERA: 2.86 (1, 1)	7.0 L 30 6 4 4 2 3 0 0 0 0 0 1 68 102 5.14 1.286												
Carlos Reyes, R ERA: 5.17 (8, 1)	0.1 6 4 6 3 0 1 0 0 0 0 0 0 10 20 81.00 15.000												
Dan Miceli, R ERA: 5.25 (8, 1)	0.2 4 1 0 0 0 0 0 0 0 0 0 0 9 19 0.00 1.500												
Ed Vosberg, L ERA: 5.79 (9, 1)	1.0 6 3 1 1 0 0 0 0 0 0 0 0 13 23 9.00 3.000												

Atlanta Braves @ San Diego Padres
Qualcomm Stadium, San Diego, CA
Sat May 08 1999, 10:05 PM EDT
Att. 52,973 - Cloudy - 58 F

livebaseballscorecards.com

AB	41
R	11
H	14
RBI	11
BB	4
SO	2
LOB	29



Batter	1	2	3	4	5	6	7	8	9	AB	R	H	RBI	BB	SO	LOB
Quilvio Veras, S OBP: 0.269, SLG: 0.236 (1, 4)	0-1 G4-3		2-1 G5-3			0-0 G6-3		1-0 F8 1B		4	0	1	0	0	0	1
Reggie Sanders, R OBP: 0.406, SLG: 0.563 John Vander Wal, L OBP: 0.362, SLG: 0.423 (8, PH) (9, 9)	1-2 1B			1-2 G4-3 S 1B		2-2 L9		0-0 1-2 1B		3	0	2	0	0	0	0
Tony Gwynn, L OBP: 0.459, SLG: 0.542 Ed Vosberg, L (9, 1)	0-0 G6-3			1-0 G4-3		4-0 FC6-4 BB		1-1 F8		3	0	0	0	1	0	3
Jim Leyritz, R OBP: 0.329, SLG: 0.439 (1, 3)		0-0 FC6-4 1B		3-2 G1-3		0-2 FC6-4		0-0 F9		4	0	1	0	0	0	4
Phil Nevin, R OBP: 0.326, SLG: 0.605 (9, 7)		1-1 FC6-4 G6-4-3 1-2f		4-2 BB			1-1 G5-3		2-3 K	3	0	0	0	1	1	1
George Arias, R OBP: 0.250, SLG: 0.438 (1, 5)		0-0 G6-4-3 1-2f		1-3 K			0-0 HR		2-2 L8	4	1	1	1	0	1	3
Ruben Rivera, R OBP: 0.198, SLG: 0.329 Carlos Reyes, S (8, 1) Dan Miceli, R (8, 1) Greg Myers, L OBP: 0.440, SLG: 0.465 (9, 2)			2-2 SH1-4 1B		2-2 F9		2-0 F9		3-2 1B	3	0	1	0	0	0	0
Damian Jackson, R OBP: 0.261, SLG: 0.311 Dave Magadan, L OBP: 0.325, SLG: 0.288 (9, PH)			1-3 K		2-3 K		2-0 F8		0-1 G3	3	0	0	0	0	2	1
Andy Ashby, R (1, 1) Eric Owens, R OBP: 0.261, SLG: 0.273 (8, 8)			0-1 SH1-4		1-3 K			0-0 F9		1	0	0	0	0	1	0
			1-2 K							1	0	0	0	0	0	0

Inning Stats	R: 0	H: 1	E: 0	LOB: 0	K: 0	BB: 0	S: 6	P: 7	R: 0	H: 1	E: 0	LOB: 0	K: 0	BB: 0	S: 4	P: 5	R: 0	H: 1	E: 0	LOB: 1	K: 1	BB: 0	S: 10	P: 15	R: 0	H: 1	E: 0	LOB: 2	K: 1	BB: 1	S: 13	P: 23	R: 0	H: 0	E: 0	LOB: 0	K: 2	BB: 0	S: 11	P: 16	R: 0	H: 0	E: 0	LOB: 1	K: 0	BB: 1	S: 7	P: 13	R: 1	H: 1	E: 0	LOB: 0	K: 0	BB: 0	S: 5	P: 10	R: 0	H: 2	E: 0	LOB: 2	K: 0	BB: 0	S: 6	P: 8	R: 0	H: 1	E: 0	LOB: 1	K: 1	BB: 0	S: 13	P: 20	1B: 7	SF: 0	2B: 0	SAC: 1	3B: 0	DP: 1	HR: 1	HBP: 0	WP: 0	PA: 35
--------------	------	------	------	--------	------	-------	------	------	------	------	------	--------	------	-------	------	------	------	------	------	--------	------	-------	-------	-------	------	------	------	--------	------	-------	-------	-------	------	------	------	--------	------	-------	-------	-------	------	------	------	--------	------	-------	------	-------	------	------	------	--------	------	-------	------	-------	------	------	------	--------	------	-------	------	------	------	------	------	--------	------	-------	-------	-------	-------	-------	-------	--------	-------	-------	-------	--------	-------	--------

PITCHER	IP	WLS	BF	H	R	ER	SO	BB	IBB	HBP	BLK	WP	HR	S	P	ERA	WHIP
Tom Glavine, L ERA: 4.13 (1, 1)	7.0		26	5	1	1	4	2	0	0	0	0	1	56	89	1.29	1.000
Justin Speier, R ERA: 2.79 (8, 1)	1.0		5	2	0	0	0	0	0	0	0	0	0	6	8	0.00	2.000
John Hudek, R ERA: 12.15 (9, 1)	1.0		4	1	0	0	1	0	0	0	0	0	0	13	20	0.00	1.000

BOTTOM

Atlanta Braves @ San Diego Padres
Qualcomm Stadium, San Diego, CA

Sat May 08 1999, 10:05 PM EDT
Att: 52,973 - Cloudy - 58 F

AB	32
R	1
H	8
RBI	1
BB	2
SO	5
LOB	14



PITCHER	IP	WLS	BF	H	R	ER	SO	BB	IBB	HBP	BLK	WP	HR	S	P	ERA	WHIP
---------	----	-----	----	---	---	----	----	----	-----	-----	-----	----	----	---	---	-----	------

Batter	1	2	3	4	5	6	7	8	9	AB R H RBI BB SO LOB	TOP											
Gerald Williams, R (1, 7) OBP: 0.357, SLG: 0.469	0-2 FC5-4 1B		2-2 G5-4-3 1-2f			1-0 F8		0-0 P6		4 0 1 0 0 0 1												
Bret Boone, R (1, 4) OBP: 0.323, SLG: 0.446	1-2 FC5-4 10 CS 1-2f		1-3 K			3-2 10 F8 2B		2-2 F9		4 0 1 0 0 1 1												
10 Chipper Jones, S (1, 5) OBP: 0.346, SLG: 0.500	4-2 2B 1-2 BB			3-3 K		0-0 F8 2-3		3-2 F9		3 0 0 0 1 1 1												
Brian Jordan, R (1, 9) OBP: 0.393, SLG: 0.576	2-2 1-3 2B		0-3 K			1-0 G5-3		0-2 FC6-4 1B		4 0 2 0 0 1 1												
Andruw Jones, R (1, 8) OBP: 0.375, SLG: 0.514	1-3 K		0-1 1B			3-2 F7		0-0 FC6-4 1-2f		4 0 1 0 0 1 3												
Ryan Klesko, L (1, 3) OBP: 0.357, SLG: 0.540		2-1 P6		0-0 P4		2-3 K				3 0 0 0 0 1 1												
Eddie Pérez, R (1, 2) OBP: 0.316, SLG: 0.316		0-0 G6-3			0-0 L5	2-3 K				3 0 0 0 0 1 0												
Walt Weiss, S (1, 6) OBP: 0.330, SLG: 0.321		2-3 K			2-1 G5-3			0-1 F8		3 0 0 0 0 1 0												
Greg Maddux, R (1, 1) OBP: 0.375, SLG: 0.643			2-1 HBP			1-3 K2-3		3-2 G5-3		1 0 0 0 0 1 0												
Mike Reminger, L (7, 1)										0 0 0 0 0 0 0												
Brian Hunter, R (8, PH) OBP: 0.364, SLG: 0.719										1 0 0 0 0 0 0												
John Hudek, S (8, 1)										0 0 0 0 0 0 0												
Inning Stats	R: 0 E: 0 K: 1 S: 18	H: 2 LOB: 2 BB: 1 P: 26	R: 0 E: 0 K: 1 S: 6	H: 0 LOB: 0 BB: 0 P: 10	R: 0 E: 0 K: 1 S: 8	H: 0 LOB: 0 BB: 0 P: 13	R: 0 E: 0 K: 2 S: 10	H: 1 LOB: 1 BB: 0 P: 13	R: 0 E: 0 K: 1 S: 6	H: 0 LOB: 0 BB: 0 P: 9	R: 0 E: 0 K: 0 S: 6	H: 1 LOB: 1 BB: 0 P: 11	R: 0 E: 0 K: 2 S: 13	H: 0 LOB: 0 BB: 0 P: 20	R: 0 E: 0 K: 0 S: 8	H: 0 LOB: 0 BB: 0 P: 11	R: 0 E: 0 K: 0 S: 13	H: 1 LOB: 1 BB: 0 P: 18	1B: 3 2B: 2 3B: 0 HR: 0	SF: 0 SAC: 0 DP: 1 HBP: 1	WP: 0 PB: 0 SB: 0 CS: 1	PA: 32
PITCHER	IP WLS BF H R ER SO BB IBB HBP BLK WP HR S P ERA WHIP																					
Sterling Hitchcock, L (1, 1) ERA: 4.17	8.0 W 28 4 0 0 8 1 0 1 0 0 0 75 113 0.00 0.625																					
Brian Boehringer, R (9, 1) ERA: 3.72	1.0 4 1 0 0 0 0 0 0 0 0 0 13 18 0.00 1.000																					

Atlanta Braves @ San Diego Padres
Qualcomm Stadium, San Diego, CA

Sun May 09 1999, 4:05 PM EDT
Att. 23,711 - Cloudy - 61 F

livebaseballscorecards.com

AB	30
R	0
H	5
RBI	0
BB	1
SO	8
LOB	8



Batter	1	2	3	4	5	6	7	8	9	AB R H RBI BB SO LOB	TOP																
Luis Castillo, S (1, 4) OBP: 0.339, SLG: 0.336	1-3 K	3-2 1B 1-2 2-H		0-0 2B			3-2 HR 1B		1-1 L6	5 1 3 1 0 1 0																	
Alex Gonzalez, R (1, 6) OBP: 0.297, SLG: 0.398	2-2 F7	1-2 1B 1-2 2-3		1-3 K			0-0 P5			4 0 1 0 0 1 2																	
Cliff Floyd, L (1, 7) OBP: 0.333, SLG: 0.477	1-2 1B CS	0-0 F7			0-0 G4-3		SAFE 2-2 HR 1-H			4 1 2 2 0 0 3																	
Kevin Orie, R (1, 5) OBP: 0.339, SLG: 0.394	2-1 CS 1-2	4-2 BB 2B BB	3-2 F9 2B		1-2 G5-3		1-1 F7			3 1 1 0 1 0 0																	
Mark Kotsay, L (1, 9) OBP: 0.295, SLG: 0.364		0-0 B2	3-1 F9 2-3		0-0 G6-3			1-0 F8		4 0 0 0 0 0 2																	
Derrek Lee, R (1, 3) OBP: 0.269, SLG: 0.308		4-2 BB 2B	1-0 F8			2-0 F9		1-3 K		3 1 0 0 1 1 1																	
Preston Wilson, R (1, 8) OBP: 0.258, SLG: 0.444 Braden Looper, R (8, 1)		1-0 P3	3-2 G5-3			0-0 F8		2-3 K		4 0 0 0 0 1 3 0 0 0 0 0 0 0																	
Jorge Fabregas, L (1, 2) OBP: 0.253, SLG: 0.242 Dave Berg, R (9, PH) OBP: 0.350, SLG: 0.421		3-2 1B 2B 1-H 2-H		2-2 G5-3		2-0 P5			1-3 K	3 1 1 2 0 0 0 1 0 0 0 0 1 0																	
Brian Meadows, R (1, 1) OBP: 0.313, SLG: 0.357 Vic Darensbourg, L (6, 1) Craig Counsell, L (7, PH) OBP: 0.220, SLG: 0.135 Antonio Alfonseca, R (7, 1) Todd Dunwoody, L (8, 8) OBP: 0.296, SLG: 0.333		4-1 1B 1B BB	1-3 K				3-2 G3		3-1 G3-1	1 0 0 0 1 1 0 0 0 0 0 0 0 0 1 0 0 0 0 0 0 0 0 0 0 0 0 0 1 0 0 0 0 0 0																	
Inning Stats	R: 0 E: 0 K: 1 S: 10	H: 1 LOB: 0 BB: 0 P: 16	R: 3 E: 0 K: 0 S: 20	H: 3 LOB: 3 BB: 3 P: 40	R: 0 E: 0 K: 0 S: 9	H: 1 LOB: 1 BB: 0 P: 19	R: 0 E: 0 K: 2 S: 10	H: 1 LOB: 1 BB: 0 P: 14	R: 0 E: 0 K: 0 S: 5	H: 0 LOB: 0 BB: 0 P: 6	R: 0 E: 0 K: 0 S: 3	H: 0 LOB: 0 BB: 0 P: 7	R: 2 E: 0 K: 0 S: 12	H: 2 LOB: 0 BB: 0 P: 21	R: 0 E: 0 K: 2 S: 8	H: 0 LOB: 0 BB: 0 P: 12	R: 0 E: 0 K: 1 S: 7	H: 0 LOB: 0 BB: 0 P: 12	1B: 4 2B: 3 3B: 0 HR: 1	SF: 0 SAC: 0 DP: 0 HBP: 0	WP: 0 PB: 0 SB: 0 CS: 1	PA: 38					
PITCHER	IP WLS BF H R ER SO BB IBB HBP BLK WP HR S P ERA WHIP																										
Woody Williams, R (1, 1) ERA: 3.5	5.0		6	3	3	3	3	0	0	0	0	0	0	54	95	5.40	1.800										
Donne Wall, R (6, 1) ERA: 2.77	1.2	H	6	1	1	1	0	0	0	0	0	0	0	10	20	5.40	0.600										
Ed Vosberg, L (7, 1) ERA: 6.75	0.2	B	3	1	1	1	0	0	0	0	0	0	1	6	10	13.50	1.500										
Dan Miceli, R (8, 1) ERA: 4.97	0.2	W	2	0	0	0	2	0	0	0	0	0	0	7	10	0.00	0.000										
Trevor Hoffman, R (9, 1) ERA: 2.25	1.0	S	3	0	0	0	1	0	0	0	0	0	0	7	12	0.00	0.000										

Florida Marlins @ San Diego Padres
Qualcomm Stadium, San Diego, CA

Mon May 10 1999, 10:05 PM EDT
Att. 12,713 - Unknown - 65 F

livebaseballscorecards.com

AB	34
R	5
H	8
RBI	5
BB	3
SO	6
LOB	11



Batter	1	2	3	4	5	6	7	8	9
Quilvio Veras, S <small>OBP: 0.310, SLG: 0.271</small> (1, 4)	1-2 	4-2 		2-2 	2-0 			1 SAFE 	
Reggie Sanders, R <small>OBP: 0.410, SLG: 0.602</small> (1, 7) (2, 8)	2-2 	1-3 		0-0 	1-2 			1-2 	
Tony Gwynn, L <small>OBP: 0.438, SLG: 0.522</small> Eric Owens, R <small>OBP: 0.255, SLG: 0.267</small> (1, 9) (8, 9)	3-1 		0-1 	0-0 		2-2 		0-0 	
Wally Joyner, L <small>OBP: 0.393, SLG: 0.337</small> (1, 3)	4-0 		3-1 	4-1 		0-0 		1-3 	
Dave Magadan, L <small>OBP: 0.333, SLG: 0.299</small> (1, 5)	2-1 		1-2 	1-1 		1-2 			
Greg Myers, L <small>OBP: 0.426, SLG: 0.447</small> (1, 2)		1-0 	0-0 	1-2 		0-0 			
Ruben Rivera, R <small>OBP: 0.195, SLG: 0.325</small> John Vander Wal, L <small>OBP: 0.369, SLG: 0.466</small> (1, 8) (2, 7)		2-2 	2-2 		0-0 		4-2 		
Chris Gomez, R <small>OBP: 0.309, SLG: 0.260</small> Dan Miceli, R (1, 6) Trevor Hoffman, R (8, 1) (9, 1)	1-2 		0-0 	4-0 		1-2 			
Woody Williams, R <small>OBP: 0.313, SLG: 0.357</small> Donne Wall, R (1, 1) Ed Vosberg, L (6, 1) Damian Jackson, R <small>OBP: 0.284, SLG: 0.323</small> (7, 1) (8, 6)	1-1 	1-1 	1-1 	1-2 		4-1 			

Inning Stats	R: 0	H: 1	E: 0	K: 0	S: 10	LOB: 2	BB: 1	P: 22	R: 1	H: 2	E: 0	K: 1	S: 14	LOB: 2	BB: 1	P: 24	R: 0	H: 2	E: 0	K: 0	S: 13	LOB: 2	BB: 0	P: 19	R: 3	H: 4	E: 1	K: 0	S: 17	LOB: 2	BB: 1	P: 26	R: 1	H: 2	E: 0	K: 0	S: 8	LOB: 1	BB: 1	P: 16	R: 0	H: 0	E: 0	K: 0	S: 7	LOB: 0	BB: 0	P: 10	R: 0	H: 0	E: 0	K: 0	S: 7	LOB: 0	BB: 1	P: 12	R: 2	H: 1	E: 0	K: 1	S: 10	LOB: 0	BB: 2	P: 20
--------------	------	------	------	------	-------	--------	-------	-------	------	------	------	------	-------	--------	-------	-------	------	------	------	------	-------	--------	-------	-------	------	------	------	------	-------	--------	-------	-------	------	------	------	------	------	--------	-------	-------	------	------	------	------	------	--------	-------	-------	------	------	------	------	------	--------	-------	-------	------	------	------	------	-------	--------	-------	-------

PITCHER															PITCHER																			
IP	WLS	BF	H	R	ER	SO	BB	IBB	HBP	BLK	WP	HR	S	P	ERA	WHIP	IP	WLS	BF	H	R	ER	SO	BB	IBB	HBP	BLK	WP	HR	S	P	ERA	WHIP	
Brian Meadows, R	(1, 1)	5.0		29	11	5	5	1	3	1	0	0	0	0	0	9.00	2.800	Vic Darensbourg, L	(6, 1)	1.0		3	0	0	0	0	0	0	0	0	7	10	0.00	0.000
Antonio Alfonseca, R	(7, 1)	1.1	L	5	0	1	1	0	3	0	0	0	0	0	6.75	2.250	Braden Looper, R	(8, 1)	0.2		3	1	1	1	1	0	0	0	0	0	7	9	13.50	1.500

BOTTOM

Florida Marlins @ San Diego Padres
 Qualcomm Stadium, San Diego, CA

Mon May 10 1999, 10:05 PM EDT
 Att: 12,713 - Unknown - 65 F

AB	R	H	RBI	BB	SO	LOB
3	2	2	1	2	0	1
5	2	2	2	0	1	4
4	1	1	1	0	0	1
1	0	0	0	0	0	0
3	0	0	0	2	1	0
4	0	2	1	0	0	2
4	0	1	0	0	0	2
0	0	0	0	0	0	0
3	1	1	0	1	0	2
3	0	1	0	1	0	1
0	0	0	0	0	0	0
0	0	0	0	0	0	0
0	0	0	0	0	0	0
2	1	2	1	0	0	0
0	0	0	0	0	0	0
0	0	0	0	0	0	0
0	0	0	0	1	0	0

AB	32
R	7
H	12
RBI	6
BB	7
SO	2
LOB	13

WP: 0	PA: 40
PB: 0	
SB: 0	
CS: 2	

livebaseballscorecards.com

Batter	1	2	3	4	5	6	7	8	9	AB R H RBI BB SO LOB	TOP											
Luis Castillo, S (1, 4) OBP: 0.350, SLG: 0.348	1-1 B1-3		2-1 G6-4-3 1B		1-0 HR 1B		1-1 1B 1B	1-3 K		5 2 3 0 0 1 1												
Alex Gonzalez, R (1, 6) OBP: 0.301, SLG: 0.422	0-3 K		0-1 G6-4-3 1-2f		0-1 HR		1-1 1B 1B		0-1 G3	5 1 2 3 0 1 1												
Cliff Floyd, L (1, 7) OBP: 0.358, SLG: 0.490	0-1 1B			1-0 G3-1		3-2 1B 1B		1-3 K	1-2 1B	5 0 3 0 0 1 2												
Kevin Orie, R (1, 5) OBP: 0.342, SLG: 0.394	3-3 K			2-2 G4-3		2-1 1B		0-1 1B	1-0 F9	5 0 2 1 0 1 2												
Todd Dunwoody, L (1, 8) OBP: 0.286, SLG: 0.320				1-0 L7		0-1 P6		2-3 K	3-3 K	4 0 0 0 0 1 4												
Brian Edmondson, R (7, 1) OBP: 0.667, SLG: 1.000						0-1 P4				0 0 0 0 0 0 0												
Bruce Aven, R (9, PH) OBP: 0.385, SLG: 0.629										1 0 0 0 0 1 1												
Matt Mantei, R (9, 1)										0 0 0 0 0 0 0												
Derrek Lee, R (1, 3) OBP: 0.269, SLG: 0.331				3-1 G6-3		2-2 HR		0-3 K	3-3 K	4 1 1 1 0 2 2												
Preston Wilson, R (1, 9) OBP: 0.269, SLG: 0.447				1-2 BLK 1B		2-3 K		0-0 1B	0-0 P4	4 0 2 0 0 1 0												
Mike Redmond, R (1, 2) OBP: 0.286, SLG: 0.325				2-2 SAFE F8		0-1 F9		0-0 F8		4 0 1 0 0 0 2												
Ryan Dempster, R (1, 1) OBP: 0.333, SLG: 0.667						1-2 1B HR 2B		0-0 K	0-0 G1-3	3 1 1 0 0 2 1												
Vic Darenbourg, L (7, 1)										0 0 0 0 0 0 0												
Mark Kotsay, L (7, 9) OBP: 0.292, SLG: 0.361										1 0 0 0 0 0 1												
Inning Stats	R: 0 E: 0 K: 2 S: 10	H: 1 LOB: 1 BB: 0 P: 14	R: 0 E: 0 K: 0 S: 9	H: 1 LOB: 1 BB: 0 P: 16	R: 0 E: 0 K: 1 S: 7	H: 1 LOB: 0 BB: 0 P: 10	R: 0 E: 0 K: 0 S: 5	H: 0 LOB: 0 BB: 0 P: 9	R: 4 E: 0 K: 1 S: 21	H: 6 LOB: 2 BB: 0 P: 32	R: 0 E: 0 K: 2 S: 8	H: 1 LOB: 1 BB: 0 P: 8	R: 1 E: 0 K: 3 S: 15	H: 3 LOB: 2 BB: 0 P: 23	R: 0 E: 0 K: 1 S: 6	H: 1 LOB: 1 BB: 0 P: 7	R: 0 E: 0 K: 1 S: 11	H: 1 LOB: 1 BB: 0 P: 16	1B: 11 2B: 2 3B: 0 HR: 2	SF: 0 SAC: 0 DP: 1 HBP: 0	WP: 0 PB: 0 SB: 0 CS: 0	PA: 41
PITCHER	IP WLS BF H R ER SO BB IBB HBP BLK WP HR S P ERA WHIP																					
58 Stan Spencer, R (1, 1) ERA: 8.22	5.0 L 23 9 4 4 4 0 0 0 0 0 2 52 81 7.20 1.800																					
Carlos Reyes, R (6, 1) ERA: 5.09	2.0 10 4 1 1 5 0 0 0 0 0 0 23 31 4.50 2.000																					
Brian Boehringer, R (8, 1) ERA: 3.38	2.0 8 2 0 0 2 0 0 0 0 0 0 17 23 0.00 1.000																					

Florida Marlins @ San Diego Padres
Qualcomm Stadium, San Diego, CA
Tue May 11 1999, 10:05 PM EDT
Att. 14,188 - Unknown - 66 F

livebaseballscorecards.com

AB	41
R	5
H	15
RBI	5
BB	0
SO	11
LOB	17



Batter	1	2	3	4	5	6	7	8	9	AB R H RBI BB SO LOB
Quilvio Veras, S (1, 4) <small>OBP: 0.322, SLG: 0.287</small>	2-1 		3-1 		0-0 		0-1 		3-3 	5 0 3 0 0 1 0
Reggie Sanders, R (1, 9) <small>OBP: 0.407, SLG: 0.593</small> Carlos Reyes, S (6, 1)	2-1 		0-0 		2-3 		0-0 		3-2 	3 0 1 0 0 1 1
Jim Leyritz, R (7, PH) <small>OBP: 0.333, SLG: 0.437</small> Brian Boehringer, S (8, 1)			1-2 				1-2 			0 0 0 0 0 0 0
Dave Magadan, L (9, PH) <small>OBP: 0.329, SLG: 0.295</small>							1-2 			1 0 0 0 0 0 0
John Vander Wal, L (1, 7) <small>OBP: 0.362, SLG: 0.443</small>	4-0 		0-0 		2-3 		0-1 			3 0 0 0 1 1 5
Wally Joyner, L (1, 3) <small>OBP: 0.380, SLG: 0.323</small>	0-3 						1-2 			
Phil Nevin, R (1, 2) <small>OBP: 0.298, SLG: 0.548</small>		0-0 		1-3 		3-3 	0-1 			4 0 0 0 0 3 4
Eric Owens, R (1, 8) <small>OBP: 0.294, SLG: 0.354</small>			0-1 		0-1 	2-1 	0-0 			4 0 0 0 0 0 3
George Arias, R (1, 5) <small>OBP: 0.292, SLG: 0.458</small>		0-1 				4-2 	2-1 			3 2 2 1 1 0 0
Chris Gomez, R (1, 6) <small>OBP: 0.294, SLG: 0.247</small>		0-0 		0-3 		1-0 	3-1 			4 0 1 1 0 1 1
58 Stan Spencer, R (1, 1) Greg Myers, L (5, PH) <small>OBP: 0.439, SLG: 0.520</small>			0-0 		1-0 	2-3 	1-1 			4 0 0 0 0 1 1
							2-0 		1-1 	1 0 0 0 0 1 0
							1-1 			3 2 2 1 0 0 0

Inning Stats	R: 0	H: 0	E: 0	K: 1	S: 7	H: 0	LOB: 1	BB: 1	P: 15	R: 0	H: 1	E: 0	K: 0	S: 4	H: 1	LOB: 0	BB: 0	P: 4	R: 0	H: 2	E: 0	K: 1	S: 8	H: 2	LOB: 2	BB: 0	P: 12	R: 1	H: 1	E: 0	K: 2	S: 11	H: 2	LOB: 1	BB: 0	P: 16	R: 1	H: 1	E: 0	K: 2	S: 12	H: 1	LOB: 1	BB: 1	P: 24	R: 1	H: 3	E: 1	K: 0	S: 9	H: 0	LOB: 0	BB: 0	P: 12	R: 0	H: 0	E: 0	K: 0	S: 6	H: 0	LOB: 0	BB: 0	P: 12	R: 0	H: 0	E: 0	K: 1	S: 11	H: 0	LOB: 0	BB: 0	P: 18	1B: 7	SF: 0	2B: 1	SAC: 0	3B: 0	DP: 2	HR: 2	HBP: 0	WP: 0	PA: 38
--------------	------	------	------	------	------	------	--------	-------	-------	------	------	------	------	------	------	--------	-------	------	------	------	------	------	------	------	--------	-------	-------	------	------	------	------	-------	------	--------	-------	-------	------	------	------	------	-------	------	--------	-------	-------	------	------	------	------	------	------	--------	-------	-------	------	------	------	------	------	------	--------	-------	-------	------	------	------	------	-------	------	--------	-------	-------	-------	-------	-------	--------	-------	-------	-------	--------	-------	--------

PITCHER	IP	WLS	BF	H	R	ER	SO	BB	IBB	HBP	BLK	WP	HR	S	P	ERA	WHIP
Ryan Dempster, R (1, 1) <small>ERA: 4.5</small>	6.0	W	26	7	3	3	8	2	0	0	0	0	2	51	83	4.50	1.500
Vic Darenbourg, L (7, 1) <small>ERA: 5.4</small>	0.1	H	5	3	1	1	0	0	0	0	0	0	0	8	10	27.00	9.000
Brian Edmondson, R (7, 1) <small>ERA: 2.64</small>	1.2	H	4	0	0	0	0	0	0	0	0	0	0	7	13	0.00	0.000
Matt Mantei, R (9, 1) <small>ERA: 1.2</small>	1.0	S	3	0	0	0	1	0	0	0	0	0	0	11	18	0.00	0.000

BOTTOM

Florida Marlins @ San Diego Padres
 Qualcomm Stadium, San Diego, CA

Tue May 11 1999, 10:05 PM EDT
 Att: 14,188 - Unknown - 66 F

AB	36
R	4
H	10
RBI	4
BB	2
SO	9
LOB	15

PITCHER	IP	WLS	BF	H	R	ER	SO	BB	IBB	HBP	BLK	WP	HR	S	P	ERA	WHIP
Ryan Dempster, R (1, 1) <small>ERA: 4.5</small>	6.0	W	26	7	3	3	8	2	0	0	0	0	2	51	83	4.50	1.500
Vic Darenbourg, L (7, 1) <small>ERA: 5.4</small>	0.1	H	5	3	1	1	0	0	0	0	0	0	0	8	10	27.00	9.000
Brian Edmondson, R (7, 1) <small>ERA: 2.64</small>	1.2	H	4	0	0	0	0	0	0	0	0	0	0	7	13	0.00	0.000
Matt Mantei, R (9, 1) <small>ERA: 1.2</small>	1.0	S	3	0	0	0	1	0	0	0	0	0	0	11	18	0.00	0.000

Batter	1	2	3	4	5	6	7	8	9	AB R H RBI BB SO LOB	TOP											
Luis Castillo, S OBP: 0.367, SLG: 0.362 (1, 4)	4-2 PB PB BB		3-1 FC4-6 1B		0-1 FC4-6 1B	1-2 1B			1-2 2B 1B	4 2 3 2 1 0 1												
Alex Gonzalez, R OBP: 0.312, SLG: 0.436 (1, 6)	3-2 G5-3		1-3 K		0-0 1B	3-2 1B			2-1 1B 2B	5 1 3 1 0 1 3												
Cliff Floyd, L OBP: 0.362, SLG: 0.481 (1, 7)	2-3 K		2-2 FC4-6		0-0 G6-4-3 1B			2-2 G6-3	0-0 1B	5 0 2 3 0 1 3												
Kevin Orie, R OBP: 0.336, SLG: 0.385 (1, 5)	1-3 K		1-2 G5-3		1-2 G6-4-3			0-0 G5-3	1-0 1B	5 0 1 0 0 1 5												
Mark Kotsay, L OBP: 0.291, SLG: 0.358 (1, 3)		2-2 G4-3		3-2 G3-1		0-0 E 1B		0-0 G3-1	0-3 K	4 1 1 0 0 0 0												
Brian Edmondson, R OBP: 0.667, SLG: 1.000 (7, 1)										0 0 0 0 0 0 0												
Vic Darenbourg, L (7, 1)										0 0 0 0 0 0 0												
Braden Loooper, R (7, 1)										0 0 0 0 0 0 0												
Dave Berg, R OBP: 0.341, SLG: 0.410 (9, PH)										1 0 0 0 0 1 2												
Bruce Aven, R OBP: 0.386, SLG: 0.590 (1, 9)		1-3 K		2-2 G5-3		4-2 E 1B		0-2 G4-3 1B	0-3 K	4 1 1 0 1 2 2												
Todd Dunwoody, L OBP: 0.284, SLG: 0.327 (1, 8)		3-2 2B		2-1 G6-3		1-2 P6		0-3 K		4 0 1 0 0 1 3												
Jorge Fabregas, L OBP: 0.253, SLG: 0.286 (1, 2)		1-0 F8			1-0 HR	1-0 E6 1B		1-0 G4-3		4 2 1 1 0 0 4												
Dennis Springer, R OBP: 0.182, SLG: 0.273 (5, PH)			1-0 FC4-6 2B		1-2 FC4-6 1B	3-3 K			0-1 P3	1 0 1 0 0 0 0												
Craig Counsell, L OBP: 0.238, SLG: 0.158 (5, 1)										1 0 1 0 0 0 0												
Rafael Medina, R (5, 1)										0 0 0 0 0 0 0												
Preston Wilson, R OBP: 0.286, SLG: 0.442 (6, PH)										1 0 0 0 0 1 3												
Archie Corbin, R (6, 1)										0 0 0 0 0 0 0												
Derrek Lee, R OBP: 0.267, SLG: 0.328 (7, 3)										1 0 0 0 0 0 0												
Inning Stats	R: 0 E: 0 K: 2 S: 12	H: 0 LOB: 1 BB: 1 P: 21	R: 0 E: 0 K: 1 S: 15	H: 1 LOB: 1 BB: 0 P: 22	R: 0 E: 0 K: 1 S: 13	H: 2 LOB: 2 BB: 0 P: 21	R: 0 E: 0 K: 0 S: 8	H: 0 LOB: 0 BB: 0 P: 15	R: 2 E: 0 K: 0 S: 16	H: 4 LOB: 1 BB: 0 P: 19	R: 3 E: 1 K: 1 S: 21	H: 3 LOB: 2 BB: 1 P: 34	R: 0 E: 0 K: 0 S: 5	H: 0 LOB: 0 BB: 0 P: 7	R: 0 E: 0 K: 1 S: 7	H: 1 LOB: 0 BB: 0 P: 8	R: 2 E: 0 K: 2 S: 17	H: 4 LOB: 2 BB: 0 P: 21	1B: 11 2B: 3 3B: 0 HR: 1	SF: 0 SAC: 0 DP: 2 HBP: 0	WP: 0 PB: 2 SB: 0 CS: 0	PA: 42
PITCHER	IP WLS BF H R ER SO BB IBB HBP BLK WP HR S P ERA WHIP																					
Matt Clement, R ERA: 4.75 (1, 1)	5.0		24	8	4	2	4	2	0	0	0	0	0	1	67	105	3.60	2.000				
Ed Vosberg, L ERA: 6.35 (6, 1)	0.1	H	2	0	0	0	0	0	0	0	0	0	0	4	6	0.00	0.000					
Donne Wall, R ERA: 2.45 (6, 1)	1.2	W	6	2	1	0	1	0	0	0	0	0	0	19	28	0.00	1.200					
Dan Miceli, R ERA: 4.61 (8, 1)	1.0	H	3	1	0	0	1	0	0	0	0	0	0	7	8	0.00	1.000					
Trevor Hoffman, R ERA: 3.46 (9, 1)	1.0	S	7	4	2	2	2	0	0	0	0	0	0	17	21	18.00	4.000					

Florida Marlins @ San Diego Padres
Qualcomm Stadium, San Diego, CA

Wed May 12 1999, 10:35 PM EDT
Att. 14,288 - Cloudy - 63 F

livebaseballscorecards.com

AB	40
R	7
H	15
RBI	7
BB	2
SO	8
LOB	26



BOTTOM

Florida Marlins @ San Diego Padres
Qualcomm Stadium, San Diego, CA
Wed May 12 1999, 10:35 PM EDT
Att. 14,288 - Cloudy - 63 F

livebaseballscorecards.com

AB 29
R 8
H 10
RBI 8
BB 5
SO 3
LOB 13



WP: 0 PA: 37
PB: 0
SB: 0
CS: 2
ERA 6.75 WHIP 1.500

AB R H RBI BB SO LOB

3 1 1 0 2 1 1

4 2 2 1 0 0 2

3 1 1 2 0 0 1

0 0 0 0 0 0 0

0 0 0 1 0 0 0

0 0 0 0 0 0 0

0 0 0 0 0 0 0

4 1 2 2 0 1 1

3 0 1 1 1 0 1

3 0 1 0 1 0 1

3 1 0 0 1 0 4

4 1 2 0 0 0 1

1 0 0 0 0 1 0

0 0 0 0 0 0 0

1 1 0 1 0 0 1

1B: 7 SF: 1

2B: 3 SAC: 1

3B: 0 DP: 1

HR: 1 HBP: 1

1B: 7 SF: 1

2B: 3 SAC: 1

3B: 0 DP: 1

HR: 1 HBP: 1

1B: 7 SF: 1

2B: 3 SAC: 1

3B: 0 DP: 1

HR: 1 HBP: 1

1B: 7 SF: 1

2B: 3 SAC: 1

3B: 0 DP: 1

HR: 1 HBP: 1

1B: 7 SF: 1

2B: 3 SAC: 1

3B: 0 DP: 1

HR: 1 HBP: 1

1B: 7 SF: 1

2B: 3 SAC: 1

3B: 0 DP: 1

HR: 1 HBP: 1

1B: 7 SF: 1

2B: 3 SAC: 1

3B: 0 DP: 1

HR: 1 HBP: 1

1B: 7 SF: 1

2B: 3 SAC: 1

3B: 0 DP: 1

HR: 1 HBP: 1

1B: 7 SF: 1

2B: 3 SAC: 1

3B: 0 DP: 1

HR: 1 HBP: 1

1B: 7 SF: 1

2B: 3 SAC: 1

3B: 0 DP: 1

HR: 1 HBP: 1

1B: 7 SF: 1

2B: 3 SAC: 1

3B: 0 DP: 1

HR: 1 HBP: 1

1B: 7 SF: 1

2B: 3 SAC: 1

3B: 0 DP: 1

HR: 1 HBP: 1

1B: 7 SF: 1

2B: 3 SAC: 1

3B: 0 DP: 1

HR: 1 HBP: 1

1B: 7 SF: 1

2B: 3 SAC: 1

3B: 0 DP: 1

HR: 1 HBP: 1

1B: 7 SF: 1

2B: 3 SAC: 1

3B: 0 DP: 1

HR: 1 HBP: 1

1B: 7 SF: 1

2B: 3 SAC: 1

3B: 0 DP: 1

HR: 1 HBP: 1

1B: 7 SF: 1

2B: 3 SAC: 1

3B: 0 DP: 1

HR: 1 HBP: 1

1B: 7 SF: 1

2B: 3 SAC: 1

3B: 0 DP: 1

HR: 1 HBP: 1

1B: 7 SF: 1

2B: 3 SAC: 1

3B: 0 DP: 1

HR: 1 HBP: 1

1B: 7 SF: 1

2B: 3 SAC: 1

3B: 0 DP: 1

HR: 1 HBP: 1

1B: 7 SF: 1

2B: 3 SAC: 1

3B: 0 DP: 1

HR: 1 HBP: 1

1B: 7 SF: 1

2B: 3 SAC: 1

3B: 0 DP: 1

HR: 1 HBP: 1

1B: 7 SF: 1

2B: 3 SAC: 1

3B: 0 DP: 1

HR: 1 HBP: 1

1B: 7 SF: 1

2B: 3 SAC: 1

3B: 0 DP: 1

HR: 1 HBP: 1

1B: 7 SF: 1

2B: 3 SAC: 1

3B: 0 DP: 1

HR: 1 HBP: 1

1B: 7 SF: 1

2B: 3 SAC: 1

3B: 0 DP: 1

HR: 1 HBP: 1

1B: 7 SF: 1

2B: 3 SAC: 1

3B: 0 DP: 1

HR: 1 HBP: 1

1B: 7 SF: 1

2B: 3 SAC: 1

3B: 0 DP: 1

HR: 1 HBP: 1

1B: 7 SF: 1

2B: 3 SAC: 1

3B: 0 DP: 1

HR: 1 HBP: 1

1B: 7 SF: 1

2B: 3 SAC: 1

3B: 0 DP: 1

HR: 1 HBP: 1

1B: 7 SF: 1

2B: 3 SAC: 1

3B: 0 DP: 1

HR: 1 HBP: 1

1B: 7 SF: 1

2B: 3 SAC: 1

3B: 0 DP: 1

HR: 1 HBP: 1

1B: 7 SF: 1

2B: 3 SAC: 1

3B: 0 DP: 1

HR: 1 HBP: 1

1B: 7 SF: 1

2B: 3 SAC: 1

3B: 0 DP: 1

HR: 1 HBP: 1

1B: 7 SF: 1

2B: 3 SAC: 1

3B: 0 DP: 1

HR: 1 HBP: 1

1B: 7 SF: 1

2B: 3 SAC: 1

3B: 0 DP: 1

HR: 1 HBP: 1

1B: 7 SF: 1

2B: 3 SAC: 1

3B: 0 DP: 1

HR: 1 HBP: 1

1B: 7 SF: 1

2B: 3 SAC: 1

3B: 0 DP: 1

HR: 1 HBP: 1

1B: 7 SF: 1

2B: 3 SAC: 1

3B: 0 DP: 1

HR: 1 HBP: 1

1B: 7 SF: 1

2B: 3 SAC: 1

3B: 0 DP: 1

HR: 1 HBP: 1

1B: 7 SF: 1

2B: 3 SAC: 1

3B: 0 DP: 1

HR: 1 HBP: 1

1B: 7 SF: 1

2B: 3 SAC: 1

3B: 0 DP: 1

HR: 1 HBP: 1

1B: 7 SF: 1

2B: 3 SAC: 1

3B: 0 DP: 1

HR: 1 HBP: 1

1B: 7 SF: 1

2B: 3 SAC: 1

3B: 0 DP: 1

HR: 1 HBP: 1

1B: 7 SF: 1

2B: 3 SAC: 1

3B: 0 DP: 1

HR: 1 HBP: 1

1B: 7 SF: 1

2B: 3 SAC: 1

3B: 0 DP: 1

HR: 1 HBP: 1

1B: 7 SF: 1

2B: 3 SAC: 1

3B: 0 DP: 1

HR: 1 HBP: 1

1B: 7 SF: 1

2B: 3 SAC: 1

3B: 0 DP: 1

HR: 1 HBP: 1

1B: 7 SF: 1

2B: 3 SAC: 1

3B: 0 DP: 1

HR: 1 HBP: 1

1B: 7 SF: 1

2B: 3 SAC: 1

3B: 0 DP: 1

HR: 1 HBP: 1

1B: 7 SF: 1

2B: 3 SAC: 1

3B: 0 DP: 1

HR: 1 HBP: 1

1B: 7 SF: 1

2B: 3 SAC: 1

3B: 0 DP: 1

HR: 1 HBP: 1

1B: 7 SF: 1

2B: 3 SAC: 1

3B: 0 DP: 1

HR: 1 HBP: 1

1B: 7 SF: 1

2B: 3 SAC: 1

3B: 0 DP: 1

HR: 1 HBP: 1

1B: 7 SF: 1

2B: 3 SAC: 1

3B: 0 DP: 1

HR: 1 HBP: 1

1B: 7 SF: 1

2B: 3 SAC: 1

3B: 0 DP: 1

HR: 1 HBP: 1

1B: 7 SF: 1

2B: 3 SAC: 1

3B: 0 DP: 1

HR: 1 HBP: 1

1B: 7 SF: 1

2B: 3 SAC: 1

3B: 0 DP: 1

HR: 1 HBP: 1

1B: 7 SF: 1

2B: 3 SAC: 1

3B: 0 DP: 1

HR: 1 HBP: 1

1B: 7 SF: 1

2B: 3 SAC: 1

3B: 0 DP: 1

HR: 1 HBP: 1

1B: 7 SF: 1

2B: 3 SAC: 1

3B: 0 DP: 1

HR: 1 HBP: 1

1B: 7 SF: 1

2B: 3 SAC: 1

3B: 0 DP: 1

HR: 1 HBP: 1

1B: 7 SF: 1

2B: 3 SAC: 1

Batter	1	2	3	4	5	6	7	8	9	AB R H RBI BB SO LOB	TOP	
Quilvio Veras, S (1, 4) <small>OBP: 0.336, SLG: 0.287</small>	1-2 		0-0 F9		2-1 G6-3		2-3 K		1-0 	4 1 1 1 0 1 0		
Reggie Sanders, R (1, 7) <small>OBP: 0.407, SLG: 0.579</small>	2-1 F8		0-1 G3-6-3 1B		4-2 BB		0-0 F8		0-3 K 3-H	4 0 1 0 1 1 2		
Tony Gwynn, L (1, 9) <small>OBP: 0.430, SLG: 0.513</small>	2-1 BB 1-3 1B		2-0 G3-6-3 1-2f		1-0 P3			2-1 G5-3		4 0 1 0 0 0 2		
Jim Leyritz, R (1, 3) <small>OBP: 0.337, SLG: 0.526</small> Wally Joyner, L (8, 3) <small>OBP: 0.384, SLG: 0.323</small>	3-2 SF7 3-H			3-2 F9		1-0 HR		0-0 G6-3		3 1 1 2 0 0 0 0 0 0 0 0 0 0		
Phil Nevin, R (1, 2) <small>OBP: 0.309, SLG: 0.500</small>	4-1 BB 1-2 BB			0-3 K		1-0 G5-3		3-2 L8		3 0 0 0 1 1 0		
Eric Owens, R (1, 8) <small>OBP: 0.339, SLG: 0.455</small>	0-0 F9			1-2 HR 2B		1-0 HR		3-1 2B HBP		3 3 2 1 0 0 2		
George Arias, R (1, 5) <small>OBP: 0.313, SLG: 0.548</small>		2-1 F8		2-0 HR		1-1 G4-3		1-0 G4-3 1-H 1B 2B		4 2 2 3 0 0 0		
Chris Gomez, R (1, 6) <small>OBP: 0.290, SLG: 0.247</small>		2-1 G5-3		0-0 F8		1-1 G4-3		1-3 K		4 0 0 0 0 1 1		
Andy Ashby, R (1, 1) Ed Vosberg, L (8, 1) Dan Miceli, R (8, 1) Trevor Hoffman, R (8, 1)		0-1 G6-3			1-1 F9		2-3 K		1-1 G4-3 2-3	3 0 0 0 0 1 0 0 0 0 0 0 0 0 0 0 0 0 0 0 0 1 0 0 0 0 0 1		
Inning Stats	R: 1 H: 1 E: 0 LOB: 2 K: 0 BB: 1 S: 11 P: 23	R: 0 H: 0 E: 0 LOB: 0 K: 0 BB: 0 S: 6 P: 10	R: 0 H: 1 E: 0 LOB: 0 K: 0 BB: 0 S: 4 P: 6	R: 2 H: 2 E: 0 LOB: 0 K: 1 BB: 0 S: 12 P: 18	R: 0 H: 0 E: 0 LOB: 1 K: 0 BB: 1 S: 7 P: 15	R: 2 H: 2 E: 0 LOB: 0 K: 0 BB: 0 S: 7 P: 12	R: 0 H: 0 E: 0 LOB: 0 K: 2 BB: 0 S: 7 P: 11	R: 0 H: 0 E: 0 LOB: 0 K: 0 BB: 0 S: 7 P: 12	R: 2 H: 2 E: 0 LOB: 1 K: 2 BB: 0 S: 13 P: 20	1B: 3 SF: 1 2B: 2 SAC: 0 3B: 0 DP: 1 HR: 3 HBP: 2	WP: 0 PA: 38 PB: 0 SB: 0 CS: 0	
PITCHER Denny Neagle, L (1, 1) <small>ERA: 6.46</small> Scott Sullivan, R (6, 1) <small>ERA: 1.75</small> Danny Graves, R (8, 1) <small>ERA: 3.8</small>	IP WLS BF H R ER SO BB IBB HBP BLK WP HR S P ERA WHIP 5.1 L 24 6 5 5 1 2 0 0 0 0 0 3 43 78 8.44 1.500											PITCHER IP WLS BF H R ER SO BB IBB HBP BLK WP HR S P ERA WHIP

San Diego Padres @ Cincinnati Reds
 Cinergy Field, Cincinnati, OH
 Fri May 14 1999, 7:05 PM EDT
 Att. 20,877 - Cloudy - 66 F

AB	33
R	7
H	8
RBI	7
BB	2
SO	5
LOB	8



Batter	1	2	3	4	5	6	7	8	9	AB	R	H	RBI	BB	SO	LOB
Mike Cameron, R (1, 8) OBP: 0.357, SLG: 0.444	2-3 K		3-1 E5 G1-6-3		4-2 S BB		0-1 1B		0-0 G6-3	4	0	1	0	1	1	0
Barry Larkin, R (1, 6) OBP: 0.309, SLG: 0.415	3-2 G6-3		1 SAFE 1 SAFE G1-6-3 1-2f		2-0 G6-3 1-2		1-3 K		0-3 K	5	0	0	0	0	2	3
Sean Casey, L (1, 3) OBP: 0.442, SLG: 0.658	1-1 1B			0-0 HR		0-2 G4-3 1B		1-1 F9 1B		4	2	4	1	0	0	0
Chris Stynes, R (8, PR) OBP: 0.273, SLG: 0.059										0	0	0	0	0	0	0
Greg Vaughn, R (1, 7) OBP: 0.311, SLG: 0.435	0-0 F7			0-1 HR		1-2 G4-3 1-2		0-1 BB 1B		4	1	2	1	0	0	2
Dmitri Young, S (1, 9) OBP: 0.240, SLG: 0.265		0-0 F8		1-0 G3-1		0-3 K		3-2 F9		4	0	0	0	0	1	3
Eddie Taubensee, L (1, 2) OBP: 0.304, SLG: 0.417		0-1 1B		1-1 G6-3		2-1 1B 2-H		1-3 K		3	0	2	1	0	0	0
Brian Johnson, R (8, PH) OBP: 0.250, SLG: 0.471										1	0	0	0	0	1	3
Mark Lewis, R (1, 5) OBP: 0.273, SLG: 0.389		0-3 1B		1-1 G6-3		0-0 L5		4-2 BB		3	0	0	0	0	1	2
Hal Morris, L (8, PH) OBP: 0.435, SLG: 0.474										0	0	0	0	1	0	0
Pokey Reese, R (1, 4) OBP: 0.342, SLG: 0.404		2-1 F9		1-1 L7		1-1 G6-3		0-0 P3		4	0	0	0	0	0	4
Denny Neagle, L (1, 1) OBP: 0.304, SLG: 0.392			0-0 G4-3		0-3 K		2-1 G6-3		0-0 L4							
Scott Sullivan, R (6, 1) OBP: 0.471, SLG: 0.857																
Danny Graves, R (8, 1) OBP: 0.304, SLG: 0.392																
Michael Tucker, L (9, PH)																

Inning Stats	R: 0	H: 1	E: 0	K: 1	S: 9	H: 1	LOB: 1	BB: 0	P: 15	R: 0	H: 0	E: 1	K: 0	S: 4	R: 2	H: 2	E: 0	K: 0	S: 8	R: 0	H: 0	E: 0	K: 1	S: 9	R: 1	H: 2	E: 0	K: 1	S: 13	R: 0	H: 1	E: 0	K: 2	S: 11	R: 0	H: 2	E: 0	K: 1	S: 16	R: 0	H: 0	E: 0	K: 1	S: 5	1B: 7	2B: 0	3B: 0	HR: 2	SF: 0	SAC: 0	DP: 1	HBP: 0	WP: 0	PB: 0	SB: 1	CS: 0	PA: 38
--------------	------	------	------	------	------	------	--------	-------	-------	------	------	------	------	------	------	------	------	------	------	------	------	------	------	------	------	------	------	------	-------	------	------	------	------	-------	------	------	------	------	-------	------	------	------	------	------	-------	-------	-------	-------	-------	--------	-------	--------	-------	-------	-------	-------	--------

PITCHER	IP	WLS	BF	H	R	ER	SO	BB	IBB	HBP	BLK	WP	HR	S	P	ERA	WHIP
Andy Ashby, R (1, 1) ERA: 3.0	7.0	W	31	9	3	3	6	1	0	0	0	0	2	66	96	3.86	1.429
Ed Vosberg, L (8, 1) ERA: 6.0	0.1	H	1	0	0	0	0	0	0	0	0	0	0	5	8	0.00	0.000
Dan Miceli, R (8, 1) ERA: 4.5	0.1	H	1	0	0	0	1	0	0	0	0	0	0	3	4	0.00	0.000
Trevor Hoffman, R (8, 1) ERA: 3.14	1.1	S	5	0	0	0	1	1	0	0	0	0	0	9	13	0.00	0.750

BOTTOM

San Diego Padres @ Cincinnati Reds
Cinergy Field, Cincinnati, OH
Fri May 14 1999, 7:05 PM EDT
Att. 20,877 - Cloudy - 66 F

livebaseballscorecards.com

AB	36
R	3
H	9
RBI	3
BB	2
SO	8
LOB	17



Batter	1	2	3	4	5	6	7	8	9	AB R H RBI BB SO LOB	TOP											
Quilvio Veras, S (1, 4) OBP: 0.326, SLG: 0.277	3-2 G6-3		1-3 K		1-2 G5-3		1-0 G4-3			4 0 0 0 0 1 2	San Diego Padres @ Cincinnati Reds Cinergy Field, Cincinnati, OH Sat May 15 1999, 7:05 PM EDT Att. 25,715 - Unknown - 73 F											
Reggie Sanders, R (1, 7) OBP: 0.393, SLG: 0.556	0-1 P4		1-3 K			2-2 F9		0-0 F9	4 0 0 0 0 1 0													
Tony Gwynn, L (1, 9) OBP: 0.424, SLG: 0.504	0-0 F9		2-1 G4-3			2-2 G1-6-3 1B		3-1 F8	4 0 1 0 0 0 0													
Jim Leyritz, R (1, 2) OBP: 0.355, SLG: 0.525		0-1 G4-6-3 1B		4-0 G1-6-3 BB		3-1 G1-6-3 1-2f		1-0 HBP	2 0 1 0 1 0 1													
Wally Joyner, L (1, 3) OBP: 0.372, SLG: 0.311		1-1 G4-6-3 1-2f		2-2 G1-6-3 1-2f			0-1 F8	1-1 G4-3	4 0 0 0 0 0 3													
Dave Magadan, L (1, 5) OBP: 0.348, SLG: 0.309		4-0 E BB		1-2 L7			3-2 1B 2B 1B	3-2 G6-3 1B	3 1 2 0 1 0 0													
Eric Owens, R (1, 8) OBP: 0.349, SLG: 0.458		0-0 E7 1B			2-1 G1-3		1-0 2B 1B	0-1 G6-3 1-2f	4 1 2 0 0 0 1													
Damian Jackson, R (1, 6) OBP: 0.300, SLG: 0.333		4-0 IBB			1-3 K		2-2 S 2B	2-3 K	3 0 1 2 1 2 0													
Sterling Hitchcock, L (1, 1) OBP: 0.286, SLG: 0.231		2-3 K			1-1 1B		1-3 SAFE K		2 0 1 0 0 1 3													
Carlos Reyes, S (6, 1)									0 0 0 0 0 0 0													
Phil Nevin, R (7, PH) OBP: 0.309, SLG: 0.500									0 0 0 0 0 0 0													
John Vander Wal, L (7, PH) OBP: 0.356, SLG: 0.446									1 0 0 0 0 1 1													
58 Stan Spencer, R (7, 1)									0 0 0 0 0 0 0													
Inning Stats	R: 0 E: 0 K: 0 S: 9	H: 0 LOB: 0 BB: 0 P: 12	R: 0 E: 1 K: 1 S: 8	H: 2 LOB: 3 BB: 2 P: 19	R: 0 E: 0 K: 2 S: 8	H: 0 LOB: 0 BB: 0 P: 12	R: 0 E: 0 K: 0 S: 7	H: 0 LOB: 0 BB: 1 P: 14	R: 0 E: 0 K: 1 S: 10	H: 1 LOB: 1 BB: 0 P: 15	R: 0 E: 0 K: 0 S: 9	H: 1 LOB: 0 BB: 0 P: 16	R: 2 E: 0 K: 1 S: 13	H: 3 LOB: 1 BB: 0 P: 21	R: 0 E: 0 K: 0 S: 5	H: 0 LOB: 1 BB: 0 P: 10	R: 0 E: 0 K: 1 S: 8	H: 1 LOB: 0 BB: 0 P: 13	1B: 7 2B: 1 3B: 0 HR: 0	SF: 0 SAC: 0 DP: 4 HBP: 1	WP: 0 PB: 0 SB: 1 CS: 0	PA: 35
PITCHER	IP WLS BF H R ER SO BB IBB HBP BLK WP HR S P ERA WHIP																					
Steve Parris, R (1, 1) ERA: 3.86	6.1 W 26 7 2 2 4 2 1 0 0 0 0 60 103 2.84 1.421																					
Scott Williamson, R (7, 1) ERA: 2.42	2.2 S 9 1 0 0 2 0 0 1 0 0 0 17 29 0.00 0.375																					

AB	31
R	2
H	8
RBI	2
BB	3
SO	6
LOB	11



Batter	1	2	3	4	5	6	7	8	9
Mike Cameron, R (1, 8) OBP: 0.361, SLG: 0.453	0-0 B4-3		2-1 F9		1-0 3B 1B		2-1 G4-3 2B		
Barry Larkin, R (1, 6) OBP: 0.307, SLG: 0.405	1-1 F8		0-2 G3		4-2 3B BB		1-2 G4-3 2-3		
Sean Casey, L (1, 3) OBP: 0.436, SLG: 0.661	2-3 K			2-2 E3 F9 WP	0-0 WP 3B		2-2 P6		
Greg Vaughn, R (1, 7) OBP: 0.302, SLG: 0.420 Jeffrey Hammonds, R (9, 7) OBP: 0.200, SLG: 0.139		2-0 P6		3-3 K	2-3 K		2-1 F8		
Dmitri Young, S (1, 9) OBP: 0.231, SLG: 0.254 Michael Tucker, L (7, 9) OBP: 0.298, SLG: 0.385		0-3 K HR		2-2 F9		0-0 F7	3-3 K		
Mark Lewis, R (1, 5) OBP: 0.288, SLG: 0.439		1-0 HR		4-2 BB		1-0 F8	1-1 P6		
Brian Johnson, R (1, 2) OBP: 0.236, SLG: 0.444 Scott Williamson, R (7, 1)		1-0 F8		0-3 K2-3		1-1 G6-3			
Pokey Reese, R (1, 4) OBP: 0.333, SLG: 0.393		2-3 K2-3			3-3 K		1-0 E6 2B		
Steve Parris, R (1, 1) OBP: 0.250, SLG: 0.250 Eddie Taubensee, L (7, 2) OBP: 0.300, SLG: 0.411			1-1 L6		1-1 P2		0-3 K		

Inning Stats	R: 0	H: 0	E: 0	K: 1	S: 10	R: 2	H: 1	E: 0	K: 2	S: 9	R: 0	H: 0	E: 0	K: 0	S: 7	R: 0	H: 0	E: 1	K: 2	S: 14	R: 3	H: 2	E: 0	K: 2	S: 15	R: 0	H: 0	E: 0	K: 0	S: 4	R: 1	H: 1	E: 2	K: 1	S: 12	R: 0	H: 0	E: 0	K: 1	S: 8
	0	0	0	1	10	2	1	0	2	9	0	0	0	0	7	0	0	1	2	14	3	2	0	0	15	0	0	0	0	4	1	1	2	1	12	0	0	0	1	8

PITCHER	IP	WLS	BF	H	R	ER	SO	BB	IBB	HBP	BLK	WP	HR	S	P	ERA	WHIP
Sterling Hitchcock, L (1, 1) ERA: 4.7	5.0	L	22	3	5	5	7	2	0	0	0	3	1	55	89	9.00	1.000
Carlos Reyes, R (6, 1) ERA: 4.82	1.0		3	0	0	0	0	0	0	0	0	0	0	4	6	0.00	0.000
58 Stan Spencer, R (7, 1) ERA: 7.71	2.0		8	1	1	0	2	0	0	0	0	0	0	20	32	0.00	0.500

BOTTOM

San Diego Padres @ Cincinnati Reds
Cinergy Field, Cincinnati, OH

Sat May 15 1999, 7:05 PM EDT
Att: 25,715 - Unknown - 73 F

AB	R	H	RBI	BB	SO	LOB
4	1	2	1	0	0	0
3	1	0	0	1	0	1
4	1	1	2	0	1	1
4	0	0	0	0	2	1
0	0	0	0	0	0	0
3	1	0	0	0	1	1
1	0	0	0	0	1	0
3	1	1	2	1	0	0
3	0	0	0	0	1	2
0	0	0	0	0	0	0
3	1	0	0	0	2	0
2	0	0	0	0	0	0
1	0	0	0	0	1	1

AB	31
R	6
H	4
RBI	5
BB	2
SO	9
LOB	7

livebaseballscorecards.com



WP	HR	S	P	ERA	WHIP
3	0	18	33		

Batter	1	2	3	4	5	6	7	8	9	AB R H RBI BB SO LOB	TOP
Quilvio Veras, S (1, 4) <small>OBP: 0.331, SLG: 0.293</small>	1-0 		1-1 			2-2 		1-3 		4 0 2 0 0 1 0	
Reggie Sanders, R (1, 8) <small>OBP: 0.380, SLG: 0.534</small>	0-1 		1-2 			0-3 		0-0 		4 0 0 0 0 1 2	
Tony Gwynn, L (1, 9) <small>OBP: 0.420, SLG: 0.496</small>	1-1 			0-1 		0-1 		0-1 		4 0 1 0 0 0 1	
John Vander Wal, L (1, 7) <small>OBP: 0.351, SLG: 0.426</small>		4-1 		3-3 			1-3 	0-3 		3 0 0 0 1 3 1	
Greg Myers, L (1, 2) <small>OBP: 0.426, SLG: 0.500</small>		1-3 		0-0 			0-0 	0-0 		4 0 1 0 0 1 1	
Dave Magadan, L (1, 3) <small>OBP: 0.333, SLG: 0.294</small>		2-1 			0-1 		0-0 	2-0 		4 0 0 0 0 0 3	
George Arias, R (1, 5) <small>OBP: 0.286, SLG: 0.500</small>		1-3 			1-3 		0-0 			3 0 0 0 0 2 2	
Chris Gomez, R (1, 6) <small>OBP: 0.284, SLG: 0.241</small> Eric Owens, R (8, PH) <small>OBP: 0.344, SLG: 0.450</small> Damian Jackson, R (8, 6) <small>OBP: 0.300, SLG: 0.333</small>			2-1 		2-0 			0-0 		2 0 0 0 0 0 0 1 0 0 0 0 0 0 0 0 0 0 0 0 0	
Woody Williams, R (1, 1) <small>OBP: 0.278, SLG: 0.313</small> Wally Joyner, L (8, PH) <small>OBP: 0.369, SLG: 0.308</small> Brian Boehringer, S (8, 1)			3-1 			1-2 		2-1 		2 0 0 0 0 0 0 1 0 0 0 0 0 0 0 0 0 0 0 0 0	
Inning Stats	R: 0 H: 0 E: 0 LOB: 0 K: 0 BB: 0 S: 5 P: 7	R: 0 H: 0 E: 0 LOB: 1 K: 2 BB: 1 S: 9 P: 17	R: 0 H: 1 E: 0 LOB: 1 K: 0 BB: 0 S: 9 P: 16	R: 0 H: 0 E: 0 LOB: 0 K: 1 BB: 0 S: 7 P: 10	R: 0 H: 0 E: 0 LOB: 0 K: 1 BB: 0 S: 6 P: 9	R: 0 H: 1 E: 0 LOB: 1 K: 1 BB: 0 S: 13 P: 16	R: 0 H: 0 E: 1 LOB: 1 K: 1 BB: 0 S: 6 P: 7	R: 0 H: 0 E: 0 LOB: 0 K: 1 BB: 0 S: 8 P: 11	R: 0 H: 2 E: 0 LOB: 2 K: 1 BB: 0 S: 8 P: 10	1B: 3 SF: 0 2B: 1 SAC: 0 3B: 0 DP: 0 HR: 0 HBP: 0	WP: 0 PA: 33 PB: 0 SB: 1 CS: 0
PITCHER Brett Tomko, R (1, 1) <small>ERA: 5.86</small> Scott Williamson, R (9, 1) <small>ERA: 2.38</small>	IP WLS BF H R ER SO BB IBB HBP BLK WP HR S P ERA WHIP 8.2 W 32 4 0 0 8 1 0 0 0 0 0 0 70 100 0.00 0.577 0.1 S 1 0 0 0 0 0 0 0 0 0 0 0 0 3 0.00 0.000										

San Diego Padres @ Cincinnati Reds
 Cinergy Field, Cincinnati, OH
 Sun May 16 1999, 1:15 PM EDT
 Att. 26,843 - Unknown - 77 F

livebaseballscorecards.com

AB	32
R	0
H	4
RBI	0
BB	1
SO	8
LOB	10



Batter	1	2	3	4	5	6	7	8	9	AB R H RBI BB SO LOB	TOP											
Darren Bragg, L (1, 8) OBP: 0.351, SLG: 0.337	2-3 K	2-1 G6-3			1-0 G6-4-3		2-3 K		0-0 1B	5 0 1 1 0 2 3												
Edgar Renteria, R (1, 6) OBP: 0.316, SLG: 0.350	2-3 K		1-1 L4		1-1 G5-3			2-1 G1-3		4 0 0 0 0 1 0												
Mark McGwire, R (1, 3) OBP: 0.388, SLG: 0.475	4-2 1B 2B BB		4-2 G3-6-3 BB			2-3 K		1-3 K		2 1 0 0 2 2 0												
Ray Lankford, L (1, 7) OBP: 0.441, SLG: 0.774	0-0 2B 1-2 1B		1-0 G3-6-3			2-0 G6-4-3 1B		0-2 L8		4 1 2 0 0 0 1												
Fernando Tatis, R (1, 5) OBP: 0.417, SLG: 0.612	2-0 1B 1-3 2-H 2B			3-3 K		2-1 G6-4-3		4-2 1B BB		3 1 1 1 1 1 1												
Eric Davis, R (1, 9) OBP: 0.361, SLG: 0.438	1-0 2-3 3-H 1B		3-3 K			4-2 SH1-4 F9 BB		2-3 SAFE K		3 0 1 1 1 2 1												
Eli Marrero, R (1, 2) OBP: 0.294, SLG: 0.407	3-3 K		0-0 F7			0-0 F9		2-0 1B 1B		4 1 1 0 0 1 3												
Joe McEwing, R (1, 4) OBP: 0.410, SLG: 0.459		1-2 G6-3			1-2 1B G6-4-3 1B		4-0 SH1-4 BB		1-1 1B 1B	3 1 2 1 1 0 0												
Darren Oliver, R (1, 1) OBP: 0.350, SLG: 0.368			0-3 K		1-0 G6-4-3 1B		0-1 SH1-4		0-1 F7	2 0 1 0 0 1 0												
Lance Painter, L (8, 1)										0 0 0 0 0 0 0												
Manny Aybar, R (8, 1)										0 0 0 0 0 0 0												
Willie McGee, S (9, PH) OBP: 0.371, SLG: 0.296										1 0 0 0 0 0 2												
Ricky Bottalico, L (9, 1)										0 0 0 0 0 0 0												
Inning Stats	R: 2 E: 0 K: 3 S: 14	H: 3 LOB: 2 BB: 1 P: 28	R: 0 E: 0 K: 1 S: 10	H: 0 LOB: 0 BB: 0 P: 13	R: 0 E: 0 K: 0 S: 6	H: 0 LOB: 0 BB: 1 P: 12	R: 0 E: 0 K: 2 S: 7	H: 0 LOB: 0 BB: 0 P: 13	R: 1 E: 0 K: 0 S: 7	H: 2 LOB: 0 BB: 0 P: 11	R: 0 E: 0 K: 1 S: 7	H: 1 LOB: 0 BB: 0 P: 13	R: 0 E: 0 K: 1 S: 10	H: 0 LOB: 2 BB: 2 P: 20	R: 0 E: 0 K: 1 S: 9	H: 0 LOB: 0 BB: 0 P: 12	R: 2 E: 0 K: 1 S: 13	H: 3 LOB: 2 BB: 1 P: 22	1B: 8 2B: 1 3B: 0 HR: 0	SF: 0 SAC: 1 DP: 3 HBP: 0	WP: 0 PB: 0 SB: 0 CS: 0	PA: 37
PITCHER	IP WLS BF H R ER SO BB IBB HBP BLK WP HR S P ERA WHIP																					
Matt Clement, R (1, 1) ERA: 4.58	7.0 L 28 6 3 3 8 4 0 0 0 0 0 0 61 110 3.86 1.429																					
Donne Wall, R (8, 1) ERA: 2.3	1.0 3 0 0 0 1 0 0 0 0 0 0 0 9 12 0.00 0.000																					
Dan Miceli, R (9, 1) ERA: 5.4	1.0 6 3 2 2 1 1 0 0 0 0 0 0 13 22 18.00 4.000																					

St. Louis Cardinals @ San Diego Padres
Qualcomm Stadium, San Diego, CA
Tue May 18 1999, 10:05 PM EDT
Att. 29,222 - Unknown - 64 F

livebaseballscorecards.com

AB	31
R	5
H	9
RBI	4
BB	5
SO	10
LOB	11



BOTTOM

St. Louis Cardinals @ San Diego Padres
Qualcomm Stadium, San Diego, CA
Wed May 19 1999, 10:35 PM EDT
Att: 31,686 - Unknown - 65 F

livebaseballscorecards.com

AB	32
R	7
H	8
RBI	6
BB	8
SO	7
LOB	15



WP	1	PA	41
PB	0		
SB	0		
CS	0		

AB R H RBI BB SO LOB

4	2	1	2	1	0	0
4	1	0	0	1	1	0
4	0	1	1	0	0	1
3	1	1	0	2	2	1
5	0	4	3	0	1	1
3	0	0	0	1	2	3
3	0	0	0	1	1	4
3	1	1	0	0	0	3
0	1	0	0	1	0	0
1	0	0	0	0	0	0
1	0	0	0	0	0	0
0	0	0	0	0	0	0
1	0	0	0	0	0	2
0	0	0	0	0	0	0
0	0	0	0	0	0	0
0	0	0	0	0	0	0
0	1	0	0	1	0	0
1B	4	SF	1			
2B	3	SAC	0			
3B	0	DP	1			
HR	1	HBP	0			

4-2	BB	WP	BB
1-2	2B	BB	BB
2-3	BB	BB	BB
4-2	BB	BB	BB
1-2	2B	BB	BB
2-3	BB	BB	BB
2-2	SF7		
3-H			
4-2	2B	BB	BB
1-2	2B	BB	BB
2-3	BB	BB	BB
2-1			
1-3	K		
1-3	K		
4-2	G5-3	1B	BB
1-0	F7		
4-1	BB	BB	BB
4-0	WP	BB	BB
4-1	WP	BB	BB
1-2	SF7	BB	BB

0-0	HR		
0-1	E5		
2-0	G3		
1-1	1B		
1-3	K		
1-3	K		
0-1	G5-3	1B	
1-2	HR		
2-1	G5-3		
1-2	2-3f		

0-2	G3		
0-0	G4-3		
2-1	G3		
1-2	K		
3-2	2B		
3-3	K		
4-2	G5-3	1B	BB
0-1	G5-3		
2-1	F9		

1-1	G4-3		
2-3	K		
0-0	G3		
4-2	2B	BB	
2-1	2B		
4-1	BB		
0-3	K		
0-1	G4-3		
3-2	F9		

1-0	F9		
0-1	G4-3		
2-1	1B		
1-3	K		
2-2	FC5-4	1B	
1-0	FC5-4	FC6-4	
2-2	FC6-4		
2-2	G6-3		
2-1	G4-3		

1-0	F9		
0-1	G4-3		
2-1	1B		
1-3	K		
2-2	FC5-4	1B	
1-0	FC5-4	FC6-4	
2-2	FC6-4		
2-2	G6-3		
2-1	G4-3		

1-0	F9		
0-1	G4-3		
2-1	1B		
1-3	K		
2-2	FC5-4	1B	
1-0	FC5-4	FC6-4	
2-2	FC6-4		
2-2	G6-3		
2-1	G4-3		

1-0	F9		
0-1	G4-3		
2-1	1B		
1-3	K		
2-2	FC5-4	1B	
1-0	FC5-4	FC6-4	
2-2	FC6-4		
2-2	G6-3		
2-1	G4-3		

1-0	F9		
0-1	G4-3		
2-1	1B		
1-3	K		
2-2	FC5-4	1B	
1-0	FC5-4	FC6-4	
2-2	FC6-4		
2-2	G6-3		
2-1	G4-3		

1-0	F9		
0-1	G4-3		
2-1	1B		
1-3	K		
2-2	FC5-4	1B	
1-0	FC5-4	FC6-4	
2-2	FC6-4		
2-2	G6-3		
2-1	G4-3		

Inning Stats															PITCHER																																																																															
R: 0	H: 1	E: 0	K: 1	S: 9	H: 1	LOB: 1	BB: 0	P: 13	R: 0	H: 1	E: 0	K: 0	S: 13	H: 1	LOB: 1	BB: 0	P: 20	R: 0	H: 0	E: 0	K: 1	S: 8	H: 0	LOB: 0	BB: 0	P: 13	R: 1	H: 1	E: 0	K: 1	S: 14	H: 1	LOB: 2	BB: 2	P: 24	R: 0	H: 0	E: 0	K: 0	S: 7	H: 0	LOB: 0	BB: 0	P: 10	R: 0	H: 1	E: 0	K: 2	S: 15	H: 1	LOB: 1	BB: 0	P: 24	R: 2	H: 2	E: 1	K: 0	S: 11	H: 1	LOB: 1	BB: 1	P: 19	R: 0	H: 1	E: 0	K: 2	S: 9	H: 1	LOB: 1	BB: 0	P: 13	R: 4	H: 1	E: 0	K: 0	S: 16	H: 1	LOB: 2	BB: 5	P: 40	1B: 4	2B: 3	3B: 0	HR: 1	SF: 1	SAC: 0	DP: 1	HBP: 0	WP: 1	PA: 41	ERA: 2.70	WHIP: 1.200	ERA: 81.00	WHIP: 6.000
PITCHER Jose Jimenez, R (1, 1) IP 6.2 WLS 27 BF 5 H 2 ER 5 SO 3 IBB 0 HBP 0 BLK 0 WP 0 HR 0 S 73 P 117 ERA 2.70 WHIP 1.200 Lance Painter, L (7, 1) 0.0 1 1 1 1 0 0 0 0 0 0 1 1 1 ∞ ∞ Manny Aybar, R (7, 1) 1.1 6 1 0 0 2 0 0 0 0 0 0 0 4 ∞ ∞ Scott Radinsky, L (9, 1) 0.0 1 0 1 1 0 1 0 0 0 0 0 0 4 ∞ ∞ Ricky Bottalico, R (9, 1) 0.0 L 3 0 0 0 0 3 0 0 0 1 0 9 21 ∞ ∞															PITCHER Rick Croushore, R (9, 1) IP 0.1 WLS 3 BF 1 H 3 ER 3 SO 0 BB 1 IBB 0 HBP 0 BLK 0 WP 0 HR 0 S 7 P 15 ERA 81.00 WHIP 6.000																																																																															

Batter	1	2	3	4	5	6	7	8	9	AB R H RBI BB SO LOB
Quilvio Veras, S OBP: 0.327, SLG: 0.305 (1, 4)	1-1 F7		2-2 G4-3		4-2 BB		1-2 G4-3		3-2 G3-1 1B	4 0 1 0 1 0 0
Eric Owens, R OBP: 0.342, SLG: 0.464 (1, 7) (9, 8)	0-0 L9		1-2 1B		2-2 F8		1-1 3B		1-2 G3-1 1B 1-2 2-3	5 0 2 0 0 0 3
Tony Gwynn, L OBP: 0.395, SLG: 0.464 (1, 9)	3-1 G6-3		2-2 G3			0-1 G6-3	0-0 L6		1-0 F8	5 0 0 0 0 0 4
Dave Magadan, L OBP: 0.363, SLG: 0.366 (1, 5)		2-2 CS 2B		1-1 G4-3		4-1 BB 1B BB	3-2 G3-1			3 1 1 0 1 0 1
John Vander Wal, L OBP: 0.378, SLG: 0.429 (1, 3)		4-2 1B BB		1-1 FC5-4 1B		4-1 1B SF8 BB	2-3 K			2 1 1 0 2 1 0
Jim Leyritz, R OBP: 0.350, SLG: 0.506 (1, 2)		3-2 1B		2-3 K		0-1 HR 1B	0-0 G3			3 1 2 1 0 1 1
Phil Nevin, R OBP: 0.338, SLG: 0.491 (8, 2) (9, 7)		1-3 2-3 1B		1-0 FC5-4		3-2 SF8	0-0 F8			1 0 0 0 0 0 0
Ruben Rivera, R OBP: 0.187, SLG: 0.299 (1, 8)		2-3 K		1-0 FC5-4		3-2 SF8	0-0 F8			3 0 0 1 0 1 3
Trevor Hoffman, R (9, 1)										0 0 0 0 0 0 0
Damian Jackson, R OBP: 0.294, SLG: 0.365 (1, 6)		1-3 K			2-3 K	0-0 HR			2-2 G4-3	4 1 1 2 0 2 2
Sterling Hitchcock, L OBP: 0.250, SLG: 0.200 (1, 1)			2-3 K			0-0 P5	0-3 K		3-1 G3-1 1B 1B	2 0 0 0 0 1 0
George Arias, R OBP: 0.273, SLG: 0.425 (6, PH)										1 0 0 0 0 1 0
Donne Wall, R (7, 1)										0 0 0 0 0 0 0
Greg Myers, L OBP: 0.444, SLG: 0.509 (9, 2)										1 0 1 0 0 0 0

Inning Stats	R: 0	H: 0	E: 0	K: 0	S: 5	H: 0	LOB: 0	BB: 0	P: 9	R: 0	H: 2	E: 0	K: 2	S: 15	H: 2	LOB: 2	BB: 1	P: 27	R: 0	H: 1	E: 0	K: 1	S: 13	H: 1	LOB: 1	BB: 0	P: 20	R: 0	H: 1	E: 0	K: 1	S: 9	H: 0	LOB: 0	BB: 1	P: 18	R: 4	H: 2	E: 0	K: 1	S: 15	H: 2	LOB: 0	BB: 2	P: 26	R: 0	H: 1	E: 0	K: 0	S: 13	H: 0	LOB: 0	BB: 0	P: 7	R: 0	H: 2	E: 0	K: 1	S: 14	H: 2	LOB: 2	BB: 0	P: 24	1B: 6	SF: 1	2B: 1	SAC: 0	3B: 1	DP: 0	HR: 1	HBP: 0	WP: 0	PA: 39
--------------	------	------	------	------	------	------	--------	-------	------	------	------	------	------	-------	------	--------	-------	-------	------	------	------	------	-------	------	--------	-------	-------	------	------	------	------	------	------	--------	-------	-------	------	------	------	------	-------	------	--------	-------	-------	------	------	------	------	-------	------	--------	-------	------	------	------	------	------	-------	------	--------	-------	-------	-------	-------	-------	--------	-------	-------	-------	--------	-------	--------

PITCHER	IP	WLS	BF	H	R	ER	SO	BB	IBB	HBP	BLK	WP	HR	S	P	ERA	WHIP
Kent Bottenfield, R ERA: 3.33 (1, 1)	6.1	W	29	7	4	4	6	4	0	0	0	0	1	72	121	5.68	1.737
Scott Radinsky, L ERA: 5.4 (7, 1)	1.0	H	3	0	0	0	1	0	0	0	0	0	0	11	16	0.00	0.000
Ricky Bottalico, R ERA: 2.53 (8, 1)	1.2	S	7	2	0	0	0	0	0	0	0	0	0	16	26	0.00	1.200


BOTTOM

St. Louis Cardinals @ San Diego Padres
Qualcomm Stadium, San Diego, CA

Thu May 20 1999, 5:05 PM EDT
Att. 33,316 - Unknown - 68 F

livebaseballscorecards.com

AB	34
R	4
H	9
RBI	4
BB	4
SO	7
LOB	14



Batter	1	2	3	4	5	6	7	8	9	AB R H RBI BB SO LOB	TOP											
Mike Cameron, R (1, 8) OBP: 0.365, SLG: 0.477	2-3 K		0-0 G4-3		2-2 FC5-4 1B		2-3 K		1-0 SH3-4	4 0 1 0 0 2 2												
Barry Larkin, R (1, 6) OBP: 0.327, SLG: 0.404	2-1 G1-3 1B		4-0 BB		0-0 FC5-4		2-1 G6-3		0-0 G5-3	4 0 1 0 1 0 3												
Sean Casey, L (1, 3) OBP: 0.449, SLG: 0.713	1-0 G1-3		2-0 G4-3			3-2 1B	1-1 1B		3-3 K	5 0 2 1 0 1 4												
Greg Vaughn, R (1, 7) OBP: 0.304, SLG: 0.424	2-0 P3			2-3 K		2-3 K	2-3 K			4 0 0 0 0 3 3												
Jeffrey Hammonds, R (1, 9) OBP: 0.264, SLG: 0.417		0-1 F7		2-3 K		3-3 K		1-3 K		4 0 0 0 0 3 1												
Eddie Taubensee, L (1, 2) OBP: 0.305, SLG: 0.402		3-3 K		4-2 BB		2-1 L7		2-0 G1-3		3 0 0 0 1 1 1												
Mark Lewis, R (1, 5) OBP: 0.321, SLG: 0.519		1-1 F9		1-1 F8			2-0 HR	2-1 G3		4 1 1 1 0 0 1												
Pokey Reese, R (1, 4) OBP: 0.360, SLG: 0.441			0-0 G4-3 1B		1-2 F8		0-2 2B 1B		1-2 1B 2B	4 2 3 0 0 0 0												
Brett Tomko, R (1, 1) OBP: 0.182, SLG: 0.182			0-3 K		0-3 K		2-2 G6-3 1B 2B		0-0 SH3-4 1B	1 0 0 0 0 1 1												
Scott Sullivan, R (4, 1)										1 0 0 0 0 1 0												
Dmitri Young, S (7, PH) OBP: 0.229, SLG: 0.263										1 1 1 1 0 0 0												
Danny Graves, R (7, 1)										0 0 0 0 0 0 0												
Hal Morris, L (9, PH) OBP: 0.462, SLG: 0.500										1 0 1 1 0 0 0												
Inning Stats	R: 0 E: 0 K: 1 S: 8	H: 1 LOB: 1 BB: 0 P: 15	R: 0 E: 0 K: 1 S: 7	H: 0 LOB: 0 BB: 0 P: 11	R: 0 E: 0 K: 1 S: 6	H: 1 LOB: 2 BB: 1 P: 12	R: 0 E: 0 K: 2 S: 10	H: 0 LOB: 1 BB: 1 P: 19	R: 0 E: 0 K: 1 S: 10	H: 1 LOB: 1 BB: 0 P: 13	R: 0 E: 0 K: 2 S: 16	H: 1 LOB: 1 BB: 0 P: 26	R: 3 E: 0 K: 2 S: 19	H: 4 LOB: 1 BB: 0 P: 30	R: 0 E: 0 K: 1 S: 7	H: 0 LOB: 0 BB: 0 P: 12	R: 1 E: 0 K: 1 S: 9	H: 2 LOB: 1 BB: 0 P: 14	1B: 7 2B: 2 3B: 0 HR: 1	SF: 0 SAC: 1 DP: 0 HBP: 0	WP: 0 PB: 0 SB: 1 CS: 0	PA: 39
PITCHER	IP WLS BF H R ER SO BB IBB HBP BLK WP HR S P ERA WHIP																					
Woody Williams, R (1, 1) ERA: 3.49	6.0 W 26 6 2 2 8 2 0 0 0 0 0 1 63 104 3.00 1.333																					
Brian Boehringer, R (7, 1) ERA: 3.28	1.1 H 6 2 1 1 3 0 0 0 0 0 0 0 17 27 6.75 1.500																					
Ed Vosberg, L (8, 1) ERA: 5.68	0.1 H 1 0 0 0 0 0 0 0 0 0 0 0 1 3 0.00 0.000																					
Dan Miceli, R (8, 1) ERA: 4.96	0.1 H 1 0 0 0 0 0 0 0 0 0 0 0 2 4 0.00 0.000																					
Trevor Hoffman, R (9, 1) ERA: 3.31	1.0 S 5 2 1 1 1 0 0 0 0 0 0 0 9 14 9.00 2.000																					

Cincinnati Reds @ San Diego Padres
Qualcomm Stadium, San Diego, CA
Fri May 21 1999, 10:05 PM EDT
Att. 21,951 - Cloudy - 60 F

livebaseballscorecards.com

AB	36
R	4
H	10
RBI	4
BB	2
SO	12
LOB	16




Batter	1	2	3	4	5	6	7	8	9	AB R H RBI BB SO LOB	TOP											
Mike Cameron, R (1, 8) OBP: 0.362, SLG: 0.477	1-0 F8		2-0 G5-3		2-0 FC5-2		0-1 2B			4 0 1 0 0 0 3												
Pokey Reese, R (1, 4) OBP: 0.357, SLG: 0.435	0-0 G5-3			1-2 G3 S 2B 1B	0-1 F9		2-2 G6-3			4 1 1 0 0 0 3												
Sean Casey, L (1, 3) OBP: 0.438, SLG: 0.694	1-3 K2-3			2-1 G3		0-0 G3		1-0 G4-3		4 0 0 0 0 1 1												
Greg Vaughn, R (1, 7) Michael Tucker, L (8, 9) OBP: 0.309, SLG: 0.430 OBP: 0.269, SLG: 0.339		1-2 G5-3		2-1 S 2B	4-2 CS BB		3-0 F7			3 0 1 1 1 0 0 0 0 0 0 0 0 0												
Barry Larkin, R (1, 6) OBP: 0.325, SLG: 0.400	1-0 G6-4-3 1B			1-0 P3	3-2 G6-3		0-0 P8			4 0 1 0 0 0 2												
Mark Lewis, R (1, 5) OBP: 0.318, SLG: 0.506	2-2 G6-4-3 1-2f			3-1 F7		1-0 FC5-4 1B		3-1 P4		4 0 1 0 0 0 2												
Jeffrey Hammonds, R (1, 9) (8, 7) OBP: 0.263, SLG: 0.404			3-2 G1-3		3-2 SH1-4 FC5-2 1B 1B		0-1 FC5-4 HR		2-2 G5-3	4 1 1 0 0 0 1	AB 32 R 3 H 9 RBI 3 BB 1 SO 2 LOB 13											
Eddie Taubensee, L (1, 2) OBP: 0.313, SLG: 0.407			0-0 SH1-4 1B		0-2 FC5-2 SH1-4 1-2 1B		1-3 K		0-0 G4-3	4 0 2 0 0 1 1												
Pete Harnisch, S (1, 1) OBP: 0.111, SLG: 0.278			0-1 SH1-4		0-0 SH1-4		0-0 HR			1 1 1 2 0 0 0												
Inning Stats	R: 0 E: 0 K: 1 S: 5	H: 0 LOB: 0 BB: 0 P: 7	R: 0 E: 0 K: 0 S: 9	H: 1 LOB: 0 BB: 0 P: 13	R: 0 E: 0 K: 0 S: 11	H: 1 LOB: 1 BB: 0 P: 16	R: 1 E: 0 K: 0 S: 10	H: 2 LOB: 1 BB: 0 P: 19	R: 0 E: 0 K: 0 S: 11	H: 2 LOB: 2 BB: 0 P: 16	R: 0 E: 0 K: 0 S: 6	H: 0 LOB: 0 BB: 1 P: 13	R: 2 E: 0 K: 1 S: 12	H: 3 LOB: 1 BB: 0 P: 16	R: 0 E: 0 K: 0 S: 3	H: 0 LOB: 0 BB: 0 P: 7	R: 0 E: 0 K: 0 S: 6	H: 0 LOB: 0 BB: 0 P: 11	1B: 6 2B: 2 3B: 0 HR: 1	SF: 0 SAC: 2 DP: 1 HBP: 0	WP: 0 PB: 0 SB: 2 CS: 1	PA: 35
PITCHER	IP WLS BF H R ER SO BB IBB HBP BLK WP HR S P ERA WHIP																					
Heath Murray, L (1, 1) ERA: 4.05	6.2 L 28 9 3 3 2 1 0 0 0 0 0 1 61 95 4.05 1.500																					
Donne Wall, R (7, 1) ERA: 2.37	1.1 4 0 0 0 0 0 0 0 0 0 0 0 6 12 0.00 0.000																					
Carlos Reyes, R (9, 1) ERA: 4.15	1.0 3 0 0 0 0 0 0 0 0 0 0 0 6 11 0.00 0.000																					

Cincinnati Reds @ San Diego Padres
Qualcomm Stadium, San Diego, CA
Sat May 22 1999, 10:05 PM EDT
Att. 49,465 - Unknown - 64 F

livebaseballscorecards.com



Batter	1	2	3	4	5	6	7	8	9	AB R H RBI BB SO LOB	TOP														
Mike Cameron, R (1, 8) OBP: 0.352, SLG: 0.463	2-2 G6-3		0-3 K		1-2 L7		1-1 G5-3		1-3 K	5 0 0 0 0 2 0	<p>Cincinnati Reds @ San Diego Padres Qualcomm Stadium, San Diego, CA</p> <p>Sun May 23 1999, 5:05 PM EDT Att. 32,761 - Unknown - 67 F</p> <p>livebaseballscorecards.com</p> <table border="1"> <tr><td>AB</td><td>34</td></tr> <tr><td>R</td><td>6</td></tr> <tr><td>H</td><td>7</td></tr> <tr><td>RBI</td><td>6</td></tr> <tr><td>BB</td><td>4</td></tr> <tr><td>SO</td><td>7</td></tr> <tr><td>LOB</td><td>10</td></tr> </table> 	AB	34	R	6	H	7	RBI	6	BB	4	SO	7	LOB	10
AB	34																								
R	6																								
H	7																								
RBI	6																								
BB	4																								
SO	7																								
LOB	10																								
Pokey Reese, R (1, 4) OBP: 0.345, SLG: 0.419	2-0 P9		2-1 G5-3		2-2 P4		0-0 F7		1-3 K	5 0 0 0 0 1 0															
Hal Morris, L (1, 3) OBP: 0.467, SLG: 0.458	0-0 G4-3			4-0 G1-5-3 2B BB		1-0 G3	4-2 FC5-4 BB			2 1 0 0 2 0 0															
Greg Vaughn, R (1, 7) OBP: 0.302, SLG: 0.418 Scott Williamson, R (7, 1)		0-0 F9	2-3 K	2-3 K		0-0 E4 G3-1 1B	1-0 FC5-4			4 1 0 0 0 1 2 0 0 0 0 0 0 0															
Barry Larkin, R (1, 6) OBP: 0.324, SLG: 0.392		1-2 F7		0-1 G1-5-3		4-0 G3-1 1B BB		2-2 F9		3 1 0 0 1 0 1															
Michael Tucker, L (1, 9) OBP: 0.296, SLG: 0.409		0-0 1B 3B		3-1 2B 2B		0-1 G3-1		1-1 E 1B		4 3 3 1 0 0 2															
Eddie Taubensee, L (1, 2) OBP: 0.340, SLG: 0.436		1-1 1B		1-0 2B		4-0 1B IBB		0-2 G6-4-3 1B		3 0 3 3 1 0 0															
Chris Stynes, R (1, 5) OBP: 0.240, SLG: 0.050 Dmitri Young, S (6, PH) OBP: 0.238, SLG: 0.273 Mark Lewis, R (6, 5) OBP: 0.314, SLG: 0.500		0-0 G4-3		2-3 K		1-1 1B		1-0 G6-4-3		2 0 0 0 0 1 2 1 0 1 2 0 0 0 1 0 0 0 0 0 1															
Steve Avery, L (1, 1) OBP: 0.063, SLG: 0.063 Jeffrey Hammonds, R (7, 7) OBP: 0.259, SLG: 0.396			1-0 G5-3		1-3 K		0-0 G2-3		0-3 K	3 0 0 0 0 1 2 1 0 0 0 0 1 0															
Inning Stats	R: 0 H: 0 E: 0 LOB: 0 K: 0 BB: 0 S: 5 P: 9	R: 1 H: 2 E: 0 LOB: 1 K: 0 BB: 0 S: 9 P: 11	R: 0 H: 0 E: 0 LOB: 0 K: 1 BB: 0 S: 6 P: 9	R: 2 H: 2 E: 0 LOB: 1 K: 2 BB: 1 S: 12 P: 24	R: 0 H: 0 E: 0 LOB: 0 K: 1 BB: 0 S: 11 P: 15	R: 2 H: 1 E: 1 LOB: 2 K: 0 BB: 2 S: 8 P: 17	R: 0 H: 0 E: 0 LOB: 1 K: 0 BB: 1 S: 7 P: 13	R: 1 H: 2 E: 1 LOB: 0 K: 0 BB: 0 S: 10 P: 14	R: 0 H: 0 E: 0 LOB: 0 K: 3 BB: 0 S: 9 P: 11	1B: 4 SF: 0 2B: 2 SAC: 0 3B: 1 DP: 1 HR: 0 HBP: 0	WP: 0 PA: 38 PB: 0 SB: 0 CS: 0														
PITCHER	IP WLS BF H R ER SO BB IBB HBP BLK WP HR S P ERA WHIP																								
Matt Clement, R (1, 1) ERA: 4.47	7.0 L 31 5 5 3 4 3 1 0 0 0 0 0 58 98 3.86 1.143																								
Ed Vosberg, L (8, 1) ERA: 5.4	0.1 3 2 1 0 0 0 0 0 0 0 0 0 9 12 0.00 6.000																								
Dan Miceli, R (8, 1) ERA: 4.5	1.2 4 0 0 0 0 3 0 0 0 0 0 0 10 13 0.00 0.000																								

Batter	1	2	3	4	5	6	7	8	9	AB R H RBI BB SO LOB	TOP		
Quilvio Veras, S (1, 4) <small>OBP: 0.339, SLG: 0.326</small>	1-0 		1-3 		1-0 	2-0 			4-2 	4 2 1 0 1 1 3	San Diego Padres @ Arizona Diamondbacks Bank One Ballpark, Phoenix, AZ Mon May 24 1999, 10:05 PM EDT Att. 34,745 - Cloudy - 91 F		
Eric Owens, R (1, 8) Ruben Rivera, R (5, 8) <small>OBP: 0.330, SLG: 0.458</small> <small>OBP: 0.204, SLG: 0.296</small>	0-1 		1-1 		0-1 		4-2 	0-0 	3 1 2 1 0 0 0 1 0 0 0 1 0 1				
Reggie Sanders, R (1, 7) <small>OBP: 0.378, SLG: 0.500</small>	1-1 		2-1 		2-1 		1-0 	2-3 	5 0 3 1 0 1 3				
Dave Magadan, L (1, 3) Damian Jackson, R (9, PR) <small>OBP: 0.370, SLG: 0.374</small> <small>OBP: 0.292, SLG: 0.373</small>	2-1 			3-2 		0-1 	0-2 	0-0 	5 0 1 1 0 0 3 0 0 0 0 0 0 0				
Greg Myers, L (1, 2) <small>OBP: 0.395, SLG: 0.441</small>		1-1 		3-2 		0-0 	1-0 	1-1 	5 1 2 0 0 0 2				
Mike Darr, L (1, 9) Phil Nevin, R (8, PH) <small>OBP: 0.250, SLG: 0.250</small> <small>OBP: 0.301, SLG: 0.435</small>		2-3 		1-3 		2-1 		1-2 	3 1 1 0 0 2 1 1 0 0 0 0 0 0				
George Arias, R (1, 5) <small>OBP: 0.245, SLG: 0.360</small>		1-2 		3-1 		3-2 	1-0 		4 0 1 0 0 0 3				
Chris Gomez, R (1, 6) Ed Giovanola, L (8, PH) <small>OBP: 0.299, SLG: 0.268</small> <small>OBP: 0.268, SLG: 0.268</small>			0-0 		0-0 	4-2 	0-1 		2 0 1 0 1 0 0 1 0 0 0 0 0 1				
Andy Ashby, R (1, 1) John Vander Wal, L (8, PH) Brian Boehringer, S (6, 1) Ed Vosberg, L (7, 1) Jim Leyritz, R (8, PH) Carlos Reyes, S (8, 1)			0-1 		0-3 	1-1 	1-0 		2 0 0 0 0 1 1 1 0 1 2 0 0 0 0 0 0 0 0 0 0 0 0 0 0 0 0 0 1 0 0 0 0 0 1 0 0 0 0 0 0 0				
Inning Stats	R: 0 H: 1 E: 0 LOB: 1 K: 0 BB: 0 S: 7 P: 11	R: 0 H: 0 E: 0 LOB: 0 K: 1 BB: 0 S: 8 P: 12	R: 0 H: 2 E: 0 LOB: 2 K: 1 BB: 0 S: 10 P: 14	R: 0 H: 1 E: 0 LOB: 1 K: 1 BB: 0 S: 14 P: 24	R: 2 H: 3 E: 0 LOB: 1 K: 1 BB: 1 S: 9 P: 12	R: 2 H: 3 E: 0 LOB: 2 K: 0 BB: 1 S: 13 P: 25	R: 0 H: 1 E: 0 LOB: 1 K: 0 BB: 1 S: 7 P: 13	R: 0 H: 1 E: 0 LOB: 1 K: 0 BB: 0 S: 7 P: 10	R: 1 H: 1 E: 0 LOB: 2 K: 1 BB: 1 S: 13 P: 20	1B: 8 SF: 0 2B: 5 SAC: 0 3B: 0 DP: 0 HR: 0 HBP: 0		WP: 0 PA: 41 PB: 0 SB: 2 CS: 1	
PITCHER	IP WLS BF H R ER SO BB IBB HBP BLK WP HR S P ERA WHIP											PITCHER	IP WLS BF H R ER SO BB IBB HBP BLK WP HR S P ERA WHIP
Andy Benes, R (1, 1) <small>ERA: 6.17</small>	6.0 W 30 11 4 4 4 4 2 0 0 0 0 0 64 106 6.00 2.167												
Greg Swindell, L (7, 1) <small>ERA: 3.74</small>	1.1 H 4 1 0 0 0 0 0 0 0 0 0 0 8 11 0.00 0.750												
John Frascatore, R (8, 1) <small>ERA: 3.12</small>	0.2 H 3 0 1 1 0 1 0 0 0 0 0 0 9 14 13.50 1.500												
Gregg Olson, R (9, 1) <small>ERA: 5.4</small>	1.0 S 4 1 0 0 1 0 0 0 0 0 0 0 7 10 0.00 1.000												

livebaseballscores.com

AB	38
R	5
H	13
RBI	5
BB	3
SO	5
LOB	19



Batter	1	2	3	4	5	6	7	8	9
Tony Womack, L OBP: 0.327, SLG: 0.338 (1, 9)	1-1 F8	2-1 P5	1-0 G3			4-2 1B BB	4-2 FC BB		
Jay Bell, R OBP: 0.380, SLG: 0.600 (1, 4)	1-1 1B 1B	0-1 F7		2-2 2B		1-2 P5	2-1 FC	1-2 2-3	
Luis Gonzalez, L OBP: 0.445, SLG: 0.675 (1, 7)	1-2 1B 1B		3-0 2B 3B	0-0 F7		1-2 1B	3-2 P5		
Matt Williams, R OBP: 0.360, SLG: 0.624 (1, 5)	1-0 E 1B		0-0 L6	0-0 F8		0-3 K		0-1 G6-3	
Steve Finley, L OBP: 0.303, SLG: 0.458 (1, 8)	3-2 1B		3-2 1B 2B	0-1 F8		3-2 K		1-2 E4 1B	
Travis Lee, L OBP: 0.335, SLG: 0.346 (1, 3)	0-0 F8		0-0 1B 1B		1-1 G4-3		2-2 SH SF8 1B	2-1 1B	
Kelly Stinnett, R OBP: 0.213, SLG: 0.311 (1, 2)	1-1 E5		1-2 P4		1-2 F7		0-0 SH FC SH1-4	3-2 F8	
Andy Fox, L OBP: 0.393, SLG: 0.429 (1, 6)	1-3 K		4-0 1B IBB		0-0 1B		0-1 SF8	1-3 K	
Andy Benes, R OBP: 0.222, SLG: 0.125 (7, 1)		0-0 G6-3			1-1 G6-3		0-0 SH1-4		
Greg Swindell, L ERA: 5.14 (8, 1)									
John Frascatore, R ERA: 5.14 (9, 1)									
Gregg Olson, R ERA: 3.97 (9, 1)									

AB	R	H	RBI	BB	SO	LOB
3	0	0	0	2	0	2
5	1	2	0	0	0	3
5	2	3	0	0	0	4
5	0	1	0	0	1	4
5	1	2	3	0	1	3
5	2	3	1	0	0	2
4	0	0	0	0	0	5
3	0	1	1	1	2	5
3	0	1	1	0	0	1
0	0	0	0	0	0	0
0	0	0	0	0	0	0
0	0	0	0	0	0	0

AB	R	H	RBI	BB	SO	LOB
38	6	13	6	3	4	29

Inning Stats															Inning Stats																																					
R	H	E	K	S	H	LOB	BB	P	R	H	E	K	S	H	LOB	BB	P	R	H	E	K	S	H	LOB	BB	P	R	H	E	K	S	H	LOB	BB	P																	
2	4	1	19	28	4	3	0	28	0	0	0	5	7	0	0	0	7	3	4	0	17	30	1	1	0	8	11	0	0	0	8	11	0	0	0	8	11	1	1	0	22	33	0	0	0	13	20	0	0	0	13	20

PITCHER	IP	WLS	BF	H	R	ER	SO	BB	IBB	HBP	BLK	WP	HR	S	P	ERA	WHIP
Andy Ashby, R ERA: 4.13 (1, 1)	5.0	L	27	10	5	5	1	0	0	0	0	0	0	56	85	9.00	2.000
Brian Boehringer, R ERA: 3.08 (6, 1)	1.2		11	2	1	0	2	2	0	0	0	0	0	34	52	0.00	2.400
Ed Vosberg, L ERA: 5.14 (7, 1)	0.1		1	0	0	0	0	0	0	0	0	0	0	3	6	0.00	0.000
Carlos Reyes, R ERA: 3.97 (8, 1)	1.0		5	1	0	0	1	0	0	0	0	0	0	13	20	0.00	1.000

PITCHER	IP	WLS	BF	H	R	ER	SO	BB	IBB	HBP	BLK	WP	HR	S	P	ERA	WHIP
Andy Ashby, R ERA: 4.13 (1, 1)	5.0	L	27	10	5	5	1	0	0	0	0	0	0	56	85	9.00	2.000
Brian Boehringer, R ERA: 3.08 (6, 1)	1.2		11	2	1	0	2	2	0	0	0	0	0	34	52	0.00	2.400
Ed Vosberg, L ERA: 5.14 (7, 1)	0.1		1	0	0	0	0	0	0	0	0	0	0	3	6	0.00	0.000
Carlos Reyes, R ERA: 3.97 (8, 1)	1.0		5	1	0	0	1	0	0	0	0	0	0	13	20	0.00	1.000

San Diego Padres @ Arizona Diamondbacks
Bank One Ballpark, Phoenix, AZ
 Mon May 24 1999, 10:05 PM EDT
 Att. 34,745 - Cloudy - 91 F

WP: 0	PA: 44
PB: 0	SB: 1
CS: 0	



WP	PA	PB	SB	CS
0	44	0	1	0

Batter	1	2	3	4	5	6	7	8	9	AB R H RBI BB SO LOB	TOP
Quilvio Veras, S (1, 4) <small>OBP: 0.343, SLG: 0.338</small>	0-0 			2-1 		1-1 			1-1 	4 0 2 0 0 0 0	
Damian Jackson, R (1, 9) <small>OBP: 0.300, SLG: 0.379</small>	2-2 			0-1 			1-2 		0-3 	4 0 2 0 0 1 2	
Reggie Sanders, R (1, 7) <small>OBP: 0.374, SLG: 0.492</small>	0-3 			2-2 			0-0 		0-3 	4 0 1 0 0 2 3	
Jim Leyritz, R (1, 3) <small>OBP: 0.333, SLG: 0.478</small>				1-3 			0-3 		0-2 	4 0 0 0 0 2 4	
Phil Nevin, R (1, 2) <small>OBP: 0.289, SLG: 0.415</small>					0-0 				2-3 	3 0 0 0 0 1 0	
George Arias, R (1, 5) <small>OBP: 0.232, SLG: 0.340</small>					1-3 				3-2 	3 0 0 0 0 3 0	
Ruben Rivera, R (1, 8) <small>OBP: 0.208, SLG: 0.297</small>				1-3 		3-2 			2-1 	3 0 1 0 0 1 0	
Chris Gomez, R (1, 6) <small>OBP: 0.300, SLG: 0.263</small>				2-0 		3-1 			4-1 	2 0 0 0 1 0 0	
Sterling Hitchcock, L (1, 1) <small>OBP: 0.222, SLG: 0.176</small> Carlos Reyes, S (7, 1) Eric Owens, R (8, PH) <small>OBP: 0.326, SLG: 0.452</small> Trevor Hoffman, R (8, 1)				1-3 		2-3 			2-2 	2 0 0 0 0 2 0 0 0 0 0 0 0 0 1 0 0 0 0 0 2 0 0 0 0 0 0 0	
Inning Stats	R: 0 H: 1 E: 0 LOB: 1 K: 1 BB: 0 S: 7 P: 9	R: 0 H: 0 E: 0 LOB: 0 K: 1 BB: 0 S: 10 P: 13	R: 0 H: 0 E: 0 LOB: 0 K: 2 BB: 0 S: 8 P: 12	R: 0 H: 2 E: 0 LOB: 2 K: 1 BB: 0 S: 12 P: 17	R: 0 H: 0 E: 0 LOB: 0 K: 1 BB: 0 S: 7 P: 11	R: 0 H: 0 E: 0 LOB: 0 K: 1 BB: 0 S: 7 P: 13	R: 0 H: 1 E: 0 LOB: 1 K: 1 BB: 0 S: 7 P: 8	R: 0 H: 1 E: 0 LOB: 2 K: 2 BB: 1 S: 15 P: 28	R: 0 H: 1 E: 0 LOB: 1 K: 2 BB: 0 S: 11 P: 12	1B: 5 SF: 0 2B: 4 SAC: 0 3B: 0 DP: 3 HR: 0 HBP: 0	WP: 0 PA: 31 PB: 0 SB: 1 CS: 3
PITCHER Randy Johnson, L (1, 1) <small>ERA: 3.05</small>	IP: 9.0 WLS: W BF: 31 H: 6 R: 0 ER: 0 SO: 12 BB: 1 IBB: 0 HBP: 0 BLK: 0 WP: 0 HR: 0 S: 84 P: 123 ERA: 0.00 WHIP: 0.778						PITCHER IP: WLS: BF: H: R: ER: SO: BB: IBB: HBP: BLK: WP: HR: S: P: ERA: WHIP				

San Diego Padres @ Arizona Diamondbacks
 Bank One Ballpark, Phoenix, AZ
 Tue May 25 1999, 10:05 PM EDT
 Att. 34,273 - Cloudy - 91 F

AB	30
R	0
H	6
RBI	0
BB	1
SO	12
LOB	11



Batter	1	2	3	4	5	6	7	8	9	AB	R	H	RBI	BB	SO	LOB	
Tony Womack, L OBP: 0.326, SLG: 0.331 (1, 9)	2-2 E8		1-1 F7		4-0 WP BB	2-1 F7				3	0	0	0	1	0	1	
Jay Bell, R OBP: 0.378, SLG: 0.590 (1, 4)	4-1 PB BB		3-2 L5		2-0 F8		2-1 P7			3	0	0	0	1	0	1	
Luis Gonzalez, L OBP: 0.441, SLG: 0.671 (1, 7)	1-3 K			0-1 G6-3	2-2 P6		3-1 2B			4	0	1	0	0	1	3	
Matt Williams, R OBP: 0.353, SLG: 0.611 (1, 5)	0-2 P4			1-0 F8	3-3 K		0-0 G6-3			4	0	0	0	0	1	4	
Steve Finley, L OBP: 0.302, SLG: 0.453 (1, 8)	2-2 P4			0-2 BB 1B		0-3 K	3-3 K			4	1	1	0	0	2	3	
Damian Miller, R OBP: 0.376, SLG: 0.539 (1, 2)		2-3 K2-3		4-2 1B WP BB		1-0 L9		0-1 G6-3		3	1	0	0	1	1	0	
Travis Lee, L OBP: 0.344, SLG: 0.374 (1, 3)		1-3 K		0-0 WP 1B		2-0 HR		1-2 1B		4	1	3	2	0	1	0	
Tony Batista, R OBP: 0.315, SLG: 0.364 (1, 6)		2-0 F8		4-0 1B IBB		4-2 2B BB		3-2 F8		2	1	0	0	2	0	1	
Randy Johnson, R OBP: 0.114, SLG: 0.171 (1, 1)			0-1 F8		0-0 K		0-0 2B		1-0 G5-3		4	0	1	1	0	1	3

Inning Stats	R: 0	H: 0	R: 0	H: 0	R: 0	H: 0	R: 0	H: 0	R: 0	H: 1	R: 0	H: 1	R: 0	H: 1	1B: 3	SF: 0
	E: 1	LOB: 2	E: 0	LOB: 0	E: 0	LOB: 2	E: 0	LOB: 1	E: 0	LOB: 1	E: 0	LOB: 1	E: 0	LOB: 1	2B: 2	SAC: 0
	K: 1	BB: 1	K: 2	BB: 0	K: 1	BB: 2	K: 1	BB: 1	K: 1	BB: 0	K: 1	BB: 0	K: 0	BB: 0	3B: 0	DP: 0
	S: 14	P: 23	S: 8	P: 13	S: 7	P: 11	S: 12	P: 23	S: 9	P: 20	S: 14	P: 23	S: 13	P: 21	HR: 1	HBP: 0

PITCHER	IP	WLS	BF	H	R	ER	SO	BB	IBB	HBP	BLK	WP	HR	S	P	ERA	WHIP
Sterling Hitchcock, L ERA: 5.12 (1, 1)	6.0	L	28	4	4	4	6	4	1	0	0	2	1	64	113	6.00	1.333
Carlos Reyes, R ERA: 3.8 (7, 1)	1.0		4	1	0	0	1	0	0	0	0	0	0	13	21	0.00	1.000
Trevor Hoffman, R ERA: 3.12 (8, 1)	1.0		4	1	0	0	0	0	0	0	0	0	0	9	14	0.00	1.000


BOTTOM

San Diego Padres @ Arizona Diamondbacks
Bank One Ballpark, Phoenix, AZ

Tue May 25 1999, 10:05 PM EDT
Att. 34,273 - Cloudy - 91 F

livebaseballscorecards.com

AB	31
R	4
H	6
RBI	3
BB	5
SO	7
LOB	16



WP	2	PA	36
PB	1		
SB	1		
CS	0		

Batter	1	2	3	4	5	6	7	8	9	10	11	AB R H RBI BB SO LOB	TOP					
Quilvio Veras, S (1, 4) OBP: 0.351, SLG: 0.353												5 0 3 0 0 0 0	San Diego Padres @ Arizona Diamondbacks Bank One Ballpark, Phoenix, AZ Wed May 26 1999, 10:05 PM EDT Att: 33,048 - Unknown - 95 F					
Damian Jackson, R (1, 6) OBP: 0.295, SLG: 0.363												4 0 0 0 1 1 2						
Reggie Sanders, R (1, 7) OBP: 0.368, SLG: 0.481												5 0 1 0 0 0 5						
Jim Leyritz, R (1, 3) OBP: 0.318, SLG: 0.454												5 0 0 0 0 2 1						
George Arias, R (1, 5) OBP: 0.233, SLG: 0.333 Trevor Hoffman, R (9, 1) John Vander Wal, L (11, PH) OBP: 0.389, SLG: 0.421 Dan Miceli, R (11, 1)												4 1 1 0 0 1 0 0 0 0 0 0 0 0 1 0 0 0 0 0 0 0 0 0 0 0 0 0						
Phil Nevin, R (1, 9) OBP: 0.291, SLG: 0.456 Mike Darr, L (7, 9) OBP: 0.333, SLG: 0.200												3 1 1 2 0 0 0 1 0 0 0 1 1 0						
Greg Myers, L (1, 2) OBP: 0.400, SLG: 0.444												4 0 2 0 0 0 0						
Ruben Rivera, R (1, 8) OBP: 0.200, SLG: 0.286												4 0 0 0 0 1 2						
Woody Williams, R (1, 1) OBP: 0.208, SLG: 0.227 Donne Wall, R (8, 1) Ed Giovanola, L (9, 5)												3 0 0 0 0 1 1 0 0 0 0 0 0 0 0 0 0 0 1 0 0						
Inning Stats	R: 0 H: 1 E: 0 LOB: 0 K: 1 BB: 0 S: 9 P: 14	R: 0 H: 0 E: 0 LOB: 0 K: 1 BB: 0 S: 9 P: 15	R: 0 H: 0 E: 0 LOB: 0 K: 1 BB: 0 S: 7 P: 9	R: 0 H: 1 E: 0 LOB: 1 K: 0 BB: 0 S: 6 P: 10	R: 0 H: 1 E: 0 LOB: 1 K: 1 BB: 0 S: 9 P: 16	R: 0 H: 1 E: 0 LOB: 1 K: 0 BB: 0 S: 7 P: 10	R: 2 H: 3 E: 1 LOB: 1 K: 1 BB: 0 S: 15 P: 23	R: 0 H: 0 E: 0 LOB: 0 K: 0 BB: 0 S: 6 P: 8	R: 0 H: 0 E: 0 LOB: 0 K: 1 BB: 1 S: 11 P: 19	R: 0 H: 1 E: 0 LOB: 3 K: 0 BB: 2 S: 4 P: 12	R: 0 H: 0 E: 0 LOB: 0 K: 1 BB: 0 S: 5 P: 5	1B: 6 SF: 0 2B: 2 SAC: 0 3B: 0 DP: 1 HR: 1 HBP: 0		WP: 0 PA: 43 PB: 0 SB: 0 CS: 1				
PITCHER	IP WLS BF H R ER SO BB IBB HBP BLK WP HR S P ERA WHIP																	
Brian Anderson, L (1, 1) ERA: 8.44	6.1	25	7	2	2	5	0	0	0	0	0	0	0	1	56	88	2.84	1.105
John Frascatore, R (7, 1) ERA: 2.93	1.2	5	0	0	0	0	0	0	0	0	0	0	0	0	12	17	0.00	0.000
Vladimir Nunez, R (9, 1) ERA: 0.71	0.2	3	0	0	0	1	1	0	0	0	0	0	0	0	11	19	0.00	1.500
Greg Swindell, L (9, 1) ERA: 3.57	1.0	5	1	0	0	0	2	0	0	0	0	0	0	3	11	0.00	3.000	
Gregg Olson, R (10, 1) ERA: 5.0	1.1	W 4	0	0	0	1	0	0	0	0	0	0	0	0	6	6	0.00	0.000

AB	39
R	2
H	8
RBI	2
BB	3
SO	7
LOB	11



Batter	1	2	3	4	5	6	7	8	9	10	11	AB R H RBI BB SO LOB	BOTTOM																							
Tony Womack, L OBP: 0.328, SLG: 0.329 (1, 9)	1-2 E S G6-3 1B		0-3 K		2-3 K			2-2 L7			4-0 1B S E BB	4 2 1 0 1 2 1	San Diego Padres @ Arizona Diamondbacks Bank One Ballpark, Phoenix, AZ Wed May 26 1999, 10:05 PM EDT Att: 33,048 - Unknown - 95 F livebaseballscorecards.com																							
Jay Bell, R OBP: 0.379, SLG: 0.583 (1, 4)	3-2 SAFE SAFE SAFE SAFE SAFE 1-H G6-3		0-0 1B		2-2 G6-3			0-1 G5-3			4-0 1-2 E BB	4 0 1 1 1 0 0																								
Luis Gonzalez, L OBP: 0.435, SLG: 0.657 (1, 7)	3-1 F7		2-1 P5		2-3 K			0-2 G5-3			0-0 1-2 2-H E6 1B	5 0 1 0 0 0 1 1																								
Matt Williams, R OBP: 0.355, SLG: 0.629 (1, 5)	0-1 2B			0-0 F9		3-2 L6			2-0 HR			4 1 2 1 0 0 0																								
Travis Lee, L OBP: 0.337, SLG: 0.365 Gregg Olson, R (10, 1)	3-3 K			1-0 G3			0-3 K		3-3 K			4 0 0 0 0 3 1 0 0 0 0 0 0 0																								
Steve Finley, L OBP: 0.305, SLG: 0.454 (1, 8)		2-2 G6-4-3 1B		0-2 G1-3			2-1 1B		1-3 K			4 0 2 0 0 1 0																								
Kelly Stinnett, R OBP: 0.202, SLG: 0.295 (1, 2)		0-1 G6-4-3 1-2f			0-0 P3		1-3 K			0-3 K		4 0 0 0 0 2 2																								
Andy Fox, L OBP: 0.367, SLG: 0.396 (1, 6)		2-0 F7			1-2 G4-3		0-2 G4-3			0-0 G3		4 0 0 0 0 0 1																								
Brian Anderson, R OBP: 0.200, SLG: 0.200 John Frascatore, R (8, 9) David Delucci, L OBP: 0.486, SLG: 0.531 Vladimir Nunez, R (8, 1) Greg Swindell, L (8, 1) Greg Colbrunn, R OBP: 0.333, SLG: 0.387 (10, 3)			0-3 K		2-0 1B			1-3 K		0-0 G1-3		2 0 1 0 0 0 1 0 0 0 0 0 0 0 0 0 1 0 0 0 0 0 1 0 0 0 0 0 0 0 0 0 0 0 0 0 0 0 0 0 1 0 0 0 0 0 0 0																								
Inning Stats	R: 1 E: 1 K: 1 S: 14	H: 2 LOB: 1 BB: 0 P: 24	R: 0 E: 0 K: 0 S: 8	H: 1 LOB: 0 BB: 0 P: 12	R: 0 E: 0 K: 2 S: 12	H: 1 LOB: 1 BB: 0 P: 14	R: 0 E: 0 K: 1 S: 10	H: 1 LOB: 1 BB: 0 P: 15	R: 0 E: 0 K: 1 S: 11	H: 0 LOB: 0 BB: 0 P: 18	R: 0 E: 0 K: 2 S: 12	H: 1 LOB: 1 BB: 0 P: 15		R: 0 E: 0 K: 1 S: 8	H: 0 LOB: 0 BB: 0 P: 11	R: 1 E: 0 K: 2 S: 10	H: 1 LOB: 0 BB: 0 P: 16	R: 0 E: 0 K: 1 S: 5	H: 0 LOB: 0 BB: 0 P: 5	R: 1 E: 1 K: 0 S: 1	H: 1 LOB: 2 BB: 2 P: 9	1B: 6 2B: 1 3B: 0 HR: 1	SF: 0 SAC: 0 DP: 1 HBP: 0	WP: 0 PB: 0 SB: 2 CS: 0	PA: 39											
PITCHER	IP WLS BF H R ER SO BB IBB HBP BLK WP HR S P ERA WHIP																																			
Woody Williams, R ERA: 3.25 (1, 1)	7.0	26	6	1	1	7	0	0	0	0	0	0	0	72	104	1.29	0.857																			
Donne Wall, R ERA: 2.25 (8, 1)	1.0	H	3	0	0	0	1	0	0	0	0	0	0	8	11	0.00	0.000																			
Trevor Hoffman, R ERA: 3.26 (9, 1)	2.0	B	7	1	1	3	0	0	0	0	0	0	1	15	21	4.50	0.500																			
Dan Miceli, R ERA: 4.5 (11, 1)	0.0	L	3	1	1	0	0	2	0	0	0	0	0	1	9	∞	∞																			



Batter	1	2	3	4	5	6	7	8	9	AB R H RBI BB SO LOB
--------	---	---	---	---	---	---	---	---	---	----------------------

Quilvio Veras, S (1, 4) <small>OBP: 0.354, SLG: 0.358</small> Phil Nevin, R (1, 5) <small>OBP: 0.274, SLG: 0.425</small> (8, 2)	1-2 G4-3 1B	3-0 F8		3-1 P5		3-3 K	0-3 K		1-3 K	1 0 1 0 0 0 0 5 0 0 0 0 3 5
	0-1 G4-3 1-2f	1-0 F8		2-1 HR		4-2 WP BB	0-2 P9		2-0 G1-3	5 1 1 2 1 0 5
	1-2 HR		2-2 G6-3 1B	4-0 S 2B BB		1-2 E5 WP		1-2 G6-3		4 2 2 1 1 0 1

Eric Owens, R (1, 9) <small>OBP: 0.326, SLG: 0.472</small>	0-1 G4-3 1-2f	1-0 F8		2-1 HR		4-2 WP BB	0-2 P9		2-0 G1-3	5 1 1 2 1 0 5
	1-2 HR		2-2 G6-3 1B	4-0 S 2B BB		1-2 E5 WP		1-2 G6-3		4 2 2 1 1 0 1
	1-2 HR		2-2 G6-3 1B	4-0 S 2B BB		1-2 E5 WP		1-2 G6-3		4 2 2 1 1 0 1

Reggie Sanders, R (1, 7) <small>OBP: 0.376, SLG: 0.504</small>	1-2 HR		2-2 G6-3 1B	4-0 S 2B BB		1-2 E5 WP		1-2 G6-3		4 2 2 1 1 0 1
	1-2 HR		2-2 G6-3 1B	4-0 S 2B BB		1-2 E5 WP		1-2 G6-3		4 2 2 1 1 0 1
	1-2 HR		2-2 G6-3 1B	4-0 S 2B BB		1-2 E5 WP		1-2 G6-3		4 2 2 1 1 0 1

Dave Magadan, L (1, 3) <small>OBP: 0.379, SLG: 0.400</small> (8, 5)	3-1 HR		1 SAFE 4-0 G6-3 1B	4-1 2B BB		2-3 K		1-1 G4-3		3 2 1 1 2 1 2
	3-1 HR		1 SAFE 4-0 G6-3 1B	4-1 2B BB		2-3 K		1-1 G4-3		3 2 1 1 2 1 2
	3-1 HR		1 SAFE 4-0 G6-3 1B	4-1 2B BB		2-3 K		1-1 G4-3		3 2 1 1 2 1 2

Greg Myers, L (1, 2) <small>OBP: 0.393, SLG: 0.447</small> Jim Leyritz, R (8, PH) <small>OBP: 0.324, SLG: 0.454</small> (8, 3)	0-0 L6		0-0 F9	3-2 2B		3-2 G3-1		4-0 BB		4 0 1 2 0 0 4 0 0 0 0 1 0 0
	0-0 L6		0-0 F9	3-2 2B		3-2 G3-1		4-0 BB		4 0 1 2 0 0 4 0 0 0 0 1 0 0
	0-0 L6		0-0 F9	3-2 2B		3-2 G3-1		4-0 BB		4 0 1 2 0 0 4 0 0 0 0 1 0 0

Ed Giovannola, L (1, 5) <small>OBP: 0.500, SLG: 0.200</small> (1, 4)		4-2 HR BB	1-1 G6-3	0-1 G4-3			0-1 SH2-4 2B 1B	3-2 G6-3		4 2 1 0 1 0 4
		4-2 HR BB	1-1 G6-3	0-1 G4-3			0-1 SH2-4 2B 1B	3-2 G6-3		4 2 1 0 1 0 4
		4-2 HR BB	1-1 G6-3	0-1 G4-3			0-1 SH2-4 2B 1B	3-2 G6-3		4 2 1 0 1 0 4

Ruben Rivera, R (1, 8)		2-0 HR	0-0 G5-3		1-3 K		4-1 SH2-4 2B BB	1-1 F7		4 2 1 2 1 1 2
		2-0 HR	0-0 G5-3		1-3 K		4-1 SH2-4 2B BB	1-1 F7		4 2 1 2 1 1 2
		2-0 HR	0-0 G5-3		1-3 K		4-1 SH2-4 2B BB	1-1 F7		4 2 1 2 1 1 2

Chris Gomez, R (1, 6)		3-2 FC5-6 1B		1-2 G4-3	2-0 L4		0-0 SH2-4	3-1 1B 1B		4 0 2 0 0 0 0
		3-2 FC5-6 1B		1-2 G4-3	2-0 L4		0-0 SH2-4	3-1 1B 1B		4 0 2 0 0 0 0
		3-2 FC5-6 1B		1-2 G4-3	2-0 L4		0-0 SH2-4	3-1 1B 1B		4 0 2 0 0 0 0

Heath Murray, L (1, 1) <small>OBP: 0.400, SLG: 0.250</small> Carlos Reyes, S (5, 1) John Vander Wal, L (7, PH) <small>OBP: 0.396, SLG: 0.442</small> Dan Miceli, R (7, 1) George Arias, R (9, PH) <small>OBP: 0.246, SLG: 0.345</small> Ed Vosberg, L (9, 1) Trevor Hoffman, R (9, 1)	0-0 FC5-6 1B		3-2 HR 1B	3-2 K	3-3 K		0-0 2B	1-1 1B		3 1 1 0 0 1 1 0 0 0 0 0 0 0 1 0 1 2 0 0 0 0 0 0 0 0 0 0 1 0 1 0 0 0 0 0 0 0 0 0 0 0 0 0 0 0 0 0 0
	0-0 FC5-6 1B		3-2 HR 1B	3-2 K	3-3 K		0-0 2B	1-1 1B		3 1 1 0 0 1 1 0 0 0 0 0 0 0 1 0 1 2 0 0 0 0 0 0 0 0 0 0 1 0 1 0 0 0 0 0 0 0 0 0 0 0 0 0 0 0 0 0 0
	0-0 FC5-6 1B		3-2 HR 1B	3-2 K	3-3 K		0-0 2B	1-1 1B		3 1 1 0 0 1 1 0 0 0 0 0 0 0 1 0 1 2 0 0 0 0 0 0 0 0 0 0 1 0 1 0 0 0 0 0 0 0 0 0 0 0 0 0 0 0 0 0 0

Inning Stats	R: 2 E: 0 K: 0 S: 11	H: 3 LOB: 0 BB: 0 P: 16	R: 2 E: 0 K: 0 S: 16	H: 2 LOB: 1 BB: 1 P: 29	R: 0 E: 0 K: 0 S: 9	H: 1 LOB: 2 BB: 1 P: 16	R: 4 E: 0 K: 0 S: 18	H: 3 LOB: 1 BB: 2 P: 38	R: 0 E: 0 K: 2 S: 8	H: 0 LOB: 0 BB: 0 P: 14	R: 0 E: 1 K: 2 S: 16	H: 0 LOB: 2 BB: 1 P: 29	R: 2 E: 0 K: 1 S: 15	H: 2 LOB: 1 BB: 1 P: 19	R: 0 E: 0 K: 0 S: 11	H: 0 LOB: 1 BB: 1 P: 20	R: 0 E: 0 K: 1 S: 10	H: 2 LOB: 2 BB: 0 P: 18	1B: 7 2B: 2 3B: 0 HR: 4	SF: 0 SAC: 1 DP: 1 HBP: 0	WP: 1 PB: 0 SB: 1 CS: 0	PA: 47
--------------	-------------------------------	----------------------------------	-------------------------------	----------------------------------	------------------------------	----------------------------------	-------------------------------	----------------------------------	------------------------------	----------------------------------	-------------------------------	----------------------------------	-------------------------------	----------------------------------	-------------------------------	----------------------------------	-------------------------------	----------------------------------	----------------------------------	------------------------------------	----------------------------------	--------

PITCHER	IP	WLS	BF	H	R	ER	SO	BB	IBB	HBP	BLK	WP	HR	S	P	ERA	WHIP
21 Cal Eldred, R (1, 1) <small>ERA: 6.1</small>	3.2	L	23	9	8	8	0	4	0	0	0	0	4	52	97	19.64	3.545
Jim Pittsley, R (4, 1) <small>ERA: 6.48</small>	1.1		4	0	0	0	2	0	0	0	0	0	0	10	16	0.00	0.000
Al Reyes, R (6, 1) <small>ERA: 3.55</small>	2.0		11	2	2	2	3	2	0	0	0	1	0	31	48	9.00	2.000
Mike Myers, L (8, 1) <small>ERA: 7.5</small>	2.0		9	2	0	0	1	1	0	0	0	0	0	21	38	0.00	1.500

TOP

San Diego Padres @ Milwaukee Brewers
 Milwaukee County Stadium, Milwaukee, WI

Fri May 28 1999, 8:05 PM EDT
 Att. 16,065 - Unknown - 74 F

livebaseballscorecards.com

AB	39
R	10
H	13
RBI	10
BB	7
SO	6
LOB	24



BOTTOM

San Diego Padres @ Milwaukee Brewers
Milwaukee County Stadium, Milwaukee, WI

Fri May 28 1999, 8:05 PM EDT
Att: 16,065 - Unknown - 74 F

livebaseballscorecards.com

AB	36
R	8
H	11
RBI	8
BB	6
SO	2
LOB	20



WP	1	PA	43
PB	0		
SB	0		
CS	0		

AB R H RBI BB SO LOB

3	2	0	0	1	0	1
3	1	0	0	2	0	3
2	1	2	1	2	0	0
1	0	0	0	0	1	2
4	0	2	2	0	0	3
1	1	1	2	0	0	0
3	0	0	0	0	0	3
0	0	0	0	0	0	0
1	0	0	0	0	0	2
0	0	0	0	0	0	0
1	0	1	1	0	0	0
5	0	2	0	0	0	1
5	0	0	0	0	1	3
4	1	1	0	0	0	1
0	0	0	0	1	0	0
0	0	0	0	0	0	0
1	1	1	2	0	0	0
2	1	1	0	0	0	1

1B	6	SF	0
2B	4	SAC	0
3B	0	DP	2
HR	1	HBP	1

Batter	1	2	3	4	5	6	7	8	9
Fernando Vina, L (1, 4) OBP: 0.362, SLG: 0.348	1-2 G3		3-2 FC4-6 G6-3 WP 1B		0-0 B4-3		4-0 G5-4-3 BB		1-0 DI BB 2B HBP
Ronnie Belliard, R (1, 6) OBP: 0.406, SLG: 0.397	0-0 F9		2-2 G6-3		4-2 FC5-4 BB		1-1 G5-4-3		4-1 2B BB
Jeremy Burnitz, L (1, 9) OBP: 0.402, SLG: 0.543	1-0 1B		2-2 1B		4-0 FC5-4 BB		4-0 1B BB		0-3 K
Rich Becker, L (8, 9) OBP: 0.375, SLG: 0.288	2B		3-H 1B		1-2 BB		1-2 BB		SAFE
Jeff Cirillo, R (1, 5) OBP: 0.378, SLG: 0.433	3-1 1B		0-2 P4		2-0 FC5-4		1-0 1B		3-2 2B
Mark Loretta, R (8, 5) OBP: 0.350, SLG: 0.377	2-H 1B				1-2f 2-3		1-2 1B		1-H 2-H 2B
Sean Berry, R (1, 3) OBP: 0.311, SLG: 0.368	1-0 G6-3			1-0 G5-3	2-2 P3		1-1 F7		1-0 G4-3 2B
Al Reyes, R (6, 1)									2-H 2B
Dave Nilsson, L (7, PH) OBP: 0.380, SLG: 0.602									0-1 G4-3
Mike Myers, L (8, 1)									2-3 K
Geoff Jenkins, L (9, PH) OBP: 0.394, SLG: 0.639									
Marquis Grissom, R (1, 8) OBP: 0.318, SLG: 0.378		3-2 L8		3-2 G5-4-3 1B		1-2 G6-3		1-1 2B	0-1 G4-3
Bobby Hughes, R (1, 2) OBP: 0.230, SLG: 0.322		2-0 F9		2-2 G5-4-3		0-0 F9		0-0 P3	0-3 K
Alex Ochoa, R (1, 7) OBP: 0.385, SLG: 0.464		3-1 F9			1-2 HR 1B	3-2 G6-3		1-1 G5-3	
21 Cal Eldred, R (1, 1)			4-1 FC4-6 BB				2-1 E8 G5-4-3 1B	3-1 F8	
Jim Pittsley, R (4, 1)									
Lou Collier, R (5, PH) OBP: 0.345, SLG: 0.438									
Brian Banks, S (6, 3) OBP: 0.349, SLG: 0.387									

Inning Stats	R: 1	H: 2	E: 0	K: 0	S: 8	H: 0	LOB: 1	BB: 0	P: 14	R: 0	H: 0	E: 0	K: 0	S: 8	R: 1	H: 1	E: 0	K: 0	S: 15	R: 0	H: 1	E: 0	K: 0	S: 7	R: 2	H: 2	E: 0	K: 0	S: 13	R: 0	H: 0	E: 0	K: 0	S: 8	R: 1	H: 2	E: 1	K: 0	S: 7	R: 0	H: 1	E: 0	K: 0	S: 7	R: 3	H: 2	E: 0	K: 2	S: 14	1B: 6	SF: 0	2B: 4	SAC: 0	3B: 0	DP: 2	HR: 1	HBP: 1	WP: 1	PA: 43
--------------	------	------	------	------	------	------	--------	-------	-------	------	------	------	------	------	------	------	------	------	-------	------	------	------	------	------	------	------	------	------	-------	------	------	------	------	------	------	------	------	------	------	------	------	------	------	------	------	------	------	------	-------	-------	-------	-------	--------	-------	-------	-------	--------	-------	--------

PITCHER	IP	WLS	BF	H	R	ER	SO	BB	IBB	HBP	BLK	WP	HR	S	P	ERA	WHIP
Heath Murray, L (1, 1) ERA: 5.73	4.1		21	6	4	4	0	3	0	0	0	1	1	47	88	8.31	2.077
Carlos Reyes, R (5, 1) ERA: 3.55	1.2	W	5	0	0	0	0	0	0	0	0	0	0	12	20	0.00	0.000
Dan Miceli, R (7, 1) ERA: 4.5	2.0		10	3	1	1	0	2	0	0	0	0	0	14	32	4.50	2.500
Ed Vosberg, L (9, 1) ERA: 8.59	0.1		4	1	3	3	1	1	0	1	0	0	0	8	16	81.00	6.000
Trevor Hoffman, R (9, 1) ERA: 3.15	0.2	S	3	1	0	0	1	0	0	0	0	0	0	6	7	0.00	1.500

Batter	1	2	3	4	5	6	7	8	9	AB R H RBI BB SO LOB	TOP		
Damian Jackson, R (1, 4) OBP: 0.306, SLG: 0.381	1-2 G5-3		1-2 SF9 1B		2-2 HR 1B		1-3 K		3-2 L6	6 3 3 2 0 1 0			
Eric Owens, R (1, 9) OBP: 0.333, SLG: 0.473 Phil Nevin, R (7, PH) OBP: 0.271, SLG: 0.419 (7, 7)	0-1 F7		0-1 SF9 1B		2-1 F8		1-2 G1-3			4 1 2 2 0 0 1 1 0 0 0 0 0 0			
Reggie Sanders, R (1, 7) OBP: 0.377, SLG: 0.521 Mike Darr, L (7, 9) OBP: 0.333, SLG: 0.200	0-0 G4-3		1-0 2B 1B		3-2 HR 1-H		1-2 F8			5 2 2 2 0 0 1 0 0 0 0 0 0 0			
Dave Magadan, L (1, 3) OBP: 0.384, SLG: 0.405 John Vander Wal, L (3, PH) OBP: 0.398, SLG: 0.449 (3, 3) Jim Leyritz, R (5, PH) OBP: 0.327, SLG: 0.485 (5, 3)		2-2 BB 1B	0-0 SF9	0-1 2B FC6-2 1B	1-2 HR		1-3 K			1 0 1 0 0 0 0 1 0 1 1 0 0 0 2 1 1 1 0 1 0			
Greg Myers, L (1, 2) OBP: 0.404, SLG: 0.469		0-0 BB 1B	1-0 BB 2B 1B	1-1 2B	1-2 G3		2-3 K			5 1 3 1 0 1 0			
Ed Giovanola, L (1, 5) OBP: 0.500, SLG: 0.167 George Anas, R (4, PH) OBP: 0.250, SLG: 0.393 (4, 5)		0-1 F7	4-2 2B FC5-2 BB	0-3 K		2-0 L8		2-0 HR		1 0 0 0 1 0 2 3 1 1 1 0 1 2			
Ruben Rivera, R (1, 8) OBP: 0.208, SLG: 0.316		1-2 F8	2-1 FC5-2 2B 2B	1-1 FC6-2		3-2 F8		0-1 L5		5 1 1 2 0 0 4			
Chris Gomez, R (1, 6) OBP: 0.319, SLG: 0.267		4-2 BB	4-0 2B FC5-2 IBB	2-3 K		4-2 BB			1-0 G4-3	2 1 0 0 3 1 2			
Matt Clement, R (1, 1) OBP: 0.071, SLG: 0.071 Brian Boehringer, S (7, 1) Quilvio Veras, S (9, PH) OBP: 0.352, SLG: 0.355 Carlos Reyes, S (9, 1)		0-3 K	0-2 2B FC5-2 1B		1-3 K		1-3 K		1-0 G4-3	4 1 0 0 0 3 7 0 0 0 0 0 0 0 1 0 0 0 0 0 0 0 0 0 0 0 0 0			
Inning Stats	R: 0 H: 0 E: 0 LOB: 0 K: 0 BB: 0 S: 6 P: 7	R: 0 H: 2 E: 0 LOB: 3 K: 1 BB: 1 S: 14 P: 21	R: 8 H: 7 E: 0 LOB: 1 K: 0 BB: 2 S: 25 P: 38	R: 0 H: 2 E: 0 LOB: 2 K: 2 BB: 0 S: 13 P: 17	R: 3 H: 3 E: 0 LOB: 0 K: 1 BB: 0 S: 19 P: 29	R: 0 H: 0 E: 0 LOB: 1 K: 1 BB: 1 S: 12 P: 22	R: 0 H: 0 E: 0 LOB: 0 K: 1 BB: 0 S: 10 P: 13	R: 1 H: 1 E: 0 LOB: 0 K: 2 BB: 0 S: 9 P: 14	R: 0 H: 0 E: 0 LOB: 0 K: 0 BB: 0 S: 5 P: 10	1B: 9 SF: 1 2B: 3 SAC: 0 3B: 0 DP: 0 HR: 3 HBP: 0	WP: 0 PA: 46 PB: 0 SB: 0 CS: 0		
PITCHER	IP WLS BF H R ER SO BB IBB HBP BLK WP HR S P ERA WHIP											PITCHER	IP WLS BF H R ER SO BB IBB HBP BLK WP HR S P ERA WHIP
Steve Woodard, R (1, 1) ERA: 5.55	3.0 L 23 11 8 8 1 2 1 0 0 0 0 0 49 71 24.00 4.333												
52 Rafael Roque, L (4, 1) ERA: 6.57	3.0 13 3 3 3 4 1 0 0 0 0 0 2 40 63 9.00 1.333												
Bob Wickman, R (7, 1) ERA: 4.07	1.0 3 0 0 0 1 0 0 0 0 0 0 0 10 13 0.00 0.000												
Jim Pittsley, R (8, 1) ERA: 6.33	2.0 7 1 1 1 2 0 0 0 0 0 0 1 14 24 4.50 0.500												

San Diego Padres @ Milwaukee Brewers
Milwaukee County Stadium, Milwaukee, WI

Sat May 29 1999, 8:05 PM EDT
Att. 18,614 - Unknown - 79 F

AB	41
R	12
H	15
RBI	12
BB	4
SO	8
LOB	19



Batter	1	2	3	4	5	6	7	8	9	AB	R	H	RBI	BB	SO	LOB
Fernando Vina, L OBP: 0.350, SLG: 0.336 (1, 4)	1-2 G3-1		1-1 G3		0-1 FC6-4 1-2f	0-0 G1-3		0-0 F8		5	0	0	0	0	0	4
Mark Loretta, R OBP: 0.346, SLG: 0.368 (1, 6)	2-2 F7		4-1 WP 1B BB		0-1 F7		3-2 L9	0-1 G3		4	0	0	0	1	0	1
Jeremy Burnitz, L OBP: 0.410, SLG: 0.548 Rich Becker, L OBP: 0.394, SLG: 0.426 (1, 9) (6, 9)	4-0 BB BB		1-0 WP 1B		2-2 1-2 1B		1-0 HR		0-0 HR	2	0	2	0	1	0	0
Jeff Cirillo, R OBP: 0.377, SLG: 0.428 Ronnie Belliard, R OBP: 0.408, SLG: 0.390 (1, 5) (6, 5)	4-2 1-2 BB		2-0 G5-3 1-2 2-3		1-0 F9		4-2 1B BB		3-3 K	2	0	0	0	1	0	4
Dave Nilsson, L OBP: 0.375, SLG: 0.592 Bobby Hughes, R OBP: 0.286, SLG: 0.355 (1, 2) (6, PH) (7, 2)	0-1 P5		3-3 K		2-2 1B 1B		2-2 1B 1B		0-1 1B	2	0	0	0	0	1	4
Marquis Grissom, R OBP: 0.321, SLG: 0.379 (1, 8)		2-2 G6-3		1-1 F9		2-2 1B 1B	0-0 G3 1B		0-3 K	5	0	2	1	0	1	1
Sean Berry, R OBP: 0.314, SLG: 0.364 (1, 3)		2-2 G4-3		4-0 G4-6-3 BB		0-1 1-2 2-3 1B	0-0 G3		1-3 K	4	0	1	0	1	1	3
Geoff Jenkins, L OBP: 0.390, SLG: 0.623 Jim Pittsley, R (1, 7) (8, 1)		4-2 BB		1-1 G4-6-3 1-2f		0-0 L4	1-1 G3-1			3	0	0	0	1	0	6
Steve Woodard, L OBP: 0.304, SLG: 0.238 52 Rafael Roque, L OBP: 0.273, SLG: 0.111 Alex Ochoa, R OBP: 0.379, SLG: 0.456 Bob Wickman, R Brian Banks, S OBP: 0.345, SLG: 0.382 (1, 1) (4, 1) (6, PH) (7, 1) (8, 7)		0-3 K				4-2 FC6-4 BB	1-3 K		3-3 K	1	0	0	0	0	1	1

Inning Stats	R: 0	H: 0	E: 0	K: 0	S: 12	LOB: 2	BB: 2	P: 22	R: 0	H: 0	E: 0	K: 1	S: 11	LOB: 1	BB: 1	P: 19	R: 0	H: 1	E: 0	K: 1	S: 8	LOB: 2	BB: 1	P: 19	R: 0	H: 0	E: 0	K: 0	S: 4	LOB: 0	BB: 1	P: 10	R: 0	H: 1	E: 0	K: 0	S: 13	LOB: 2	BB: 1	P: 20	R: 2	H: 3	E: 0	K: 0	S: 13	LOB: 2	BB: 1	P: 24	R: 0	H: 0	E: 0	K: 1	S: 6	LOB: 0	BB: 0	P: 9	R: 1	H: 2	E: 0	K: 3	S: 12	LOB: 1	BB: 0	P: 16	1B: 8	SF: 0	2B: 0	SAC: 0	3B: 0	DP: 1	HR: 2	HBP: 0	WP: 1	PA: 43
--------------	------	------	------	------	-------	--------	-------	-------	------	------	------	------	-------	--------	-------	-------	------	------	------	------	------	--------	-------	-------	------	------	------	------	------	--------	-------	-------	------	------	------	------	-------	--------	-------	-------	------	------	------	------	-------	--------	-------	-------	------	------	------	------	------	--------	-------	------	------	------	------	------	-------	--------	-------	-------	-------	-------	-------	--------	-------	-------	-------	--------	-------	--------

PITCHER	IP	WLS	BF	H	R	ER	SO	BB	IBB	HBP	BLK	WP	HR	S	P	ERA	WHIP
Matt Clement, R ERA: 4.26 (1, 1)	6.1	W	31	6	2	2	3	7	0	0	0	1	1	69	124	2.84	2.053
Brian Boehringer, R ERA: 2.89 (7, 1)	1.2		7	2	0	0	1	0	0	0	0	0	0	13	19	0.00	1.200
Carlos Reyes, R ERA: 3.76 (9, 1)	1.0		5	2	1	1	3	0	0	0	0	0	1	12	16	9.00	2.000

BOTTOM

San Diego Padres @ Milwaukee Brewers
Milwaukee County Stadium, Milwaukee, WI

Sat May 29 1999, 8:05 PM EDT
Att: 18,614 - Unknown - 79 F

livebaseballscorecards.com

AB	36
R	3
H	10
RBI	3
BB	7
SO	7
LOB	27



Batter	1	2	3	4	5	6	7	8	9	AB R H RBI BB SO LOB	TOP											
Damian Jackson, R OBP: 0.313, SLG: 0.386 (1, 4) (7, 6)	0-1 G1-3 ①		0-0 FC5-4 1B		2-3 K ②		2-2 FC1-2 1B			4 0 2 1 0 1 0												
Eric Owens, R OBP: 0.330, SLG: 0.464 (1, 9)	2-2 FC6-4 1B		0-0 F7 ①		3-3 K ③		2-2 FC1-2 FC6-4			4 0 1 0 0 1 4												
Reggie Sanders, R OBP: 0.373, SLG: 0.514 (1, 7)	0-1 FC6-4 1-2f		0-1 F8 ②		0-2 G5-4-3 1B		0-0 FC6-4 1-2f			4 0 1 0 0 0 5												
Jim Leyritz, R OBP: 0.316, SLG: 0.466 (1, 3)	1-3 K 1-2		0-1 FC5-4 1-2f		0-0 G5-4-3 1-2f		0-1 G4-3			4 0 0 0 0 1 3												
Phil Nevin, R OBP: 0.281, SLG: 0.436 (1, 2)		0-0 HR 2B		0-1 FC6-4 1B		2-2 F9		2-3 K ②		4 1 2 0 0 1 0												
George Arias, R OBP: 0.250, SLG: 0.385 (1, 5)		1-0 G6-3		1-2 FC6-4 WP 1-2f		2-1 1B 1B		3-3 K ③		4 1 1 0 0 1 2												
Ruben Rivera, R OBP: 0.226, SLG: 0.350 (1, 8)		1-0 HR		4-2 G4-6-3 BB 1-2		3-1 F8		1-0 G4-3 1B		3 1 2 2 1 0 1												
Chris Gomez, R OBP: 0.314, SLG: 0.262 (1, 6)		2-1 P4		2-2 G4-6-3 1-2f		2-1 1B BB FC1-2 1B		2-1 G4-3 1-2f		2 0 0 0 0 0 2 2 0 1 0 0 0 1												
Ed Giovanola, L OBP: 0.500, SLG: 0.250 (7, PH) (7, 4)		1-1 G4-3		1-2 G1-3		4-0 FC1-2 1B BB		1-0 G6-3		2 0 0 0 0 0 0 0 0 0 0 1 0 0 0 0 0 0 0 0 0 0 0 0 0 0 0 0 1 0 0 0 0 0 0												
Sterling Hitchcock, L OBP: 0.200, SLG: 0.158 (1, 1)																						
John Vander Wal, L OBP: 0.404, SLG: 0.449 (7, PH)																						
Donne Wall, R (7, 1)																						
Ed Vosberg, L (8, 1)																						
Mike Darr, L OBP: 0.286, SLG: 0.167 (9, PH)																						
Inning Stats	R: 0 E: 0 K: 1 S: 10	H: 1 LOB: 1 BB: 0 P: 13	R: 2 E: 0 K: 0 S: 7	H: 2 LOB: 0 BB: 0 P: 12	R: 0 E: 0 K: 0 S: 6	H: 1 LOB: 1 BB: 1 P: 6	R: 0 E: 0 K: 0 S: 11	H: 1 LOB: 1 BB: 1 P: 18	R: 0 E: 0 K: 2 S: 10	H: 0 LOB: 0 BB: 0 P: 16	R: 0 E: 0 K: 0 S: 7	H: 1 LOB: 0 BB: 0 P: 9	R: 1 E: 0 K: 0 S: 16	H: 3 LOB: 3 BB: 1 P: 31	R: 0 E: 0 K: 2 S: 9	H: 0 LOB: 0 BB: 0 P: 14	R: 0 E: 0 K: 0 S: 4	H: 1 LOB: 0 BB: 0 P: 8	1B: 8 2B: 1 3B: 0 HR: 1	SF: 0 SAC: 0 DP: 3 HBP: 0	WP: 1 PB: 0 SB: 1 CS: 0	PA: 36
PITCHER	IP WLS BF H R ER SO BB IBB HBP BLK WP HR S P ERA WHIP																					
Jim Abbott, L ERA: 7.14 (1, 1)	6.0 W 23 6 2 2 3 1 0 0 0 1 1 51 74 3.00 1.167																					
David Weathers, R ERA: 2.88 (7, 1)	2.0 H 10 3 1 1 2 1 0 0 0 0 0 25 45 4.50 2.000																					
Mike Myers, L ERA: 6.92 (9, 1)	1.0 3 1 0 0 0 0 0 0 0 0 0 4 8 0.00 1.000																					

San Diego Padres @ Milwaukee Brewers
Milwaukee County Stadium, Milwaukee, WI
 Sun May 30 1999, 2:05 PM EDT
 Att. 19,002 - Sunny - 81 F

AB	34
R	3
H	10
RBI	3
BB	2
SO	5
LOB	18



BOTTOM

San Diego Padres @ Milwaukee Brewers
Milwaukee County Stadium, Milwaukee, WI

Sun May 30 1999, 2:05 PM EDT
Att. 19,002 - Sunny - 81 F

livebaseballscorecards.com

AB	36
R	10
H	11
RBI	9
BB	7
SO	7
LOB	23



WP:	0	PA:	43
PB:	1	SB:	0
CS:	0		

AB R H RBI BB SO LOB

5 1 3 3 0 1 0

4 1 1 1 1 0 1

5 0 1 0 0 1 6

4 0 0 0 1 0 2

4 1 2 1 1 0 0

0 0 0 0 0 0 0

4 1 1 1 1 1 3

3 1 1 0 1 1 3

1 1 0 0 0 1 3

3 3 2 3 1 0 2

2 0 0 0 0 2 2

0 0 0 0 1 0 0

0 0 0 0 0 0 0

1 1 0 0 0 0 1

0 0 0 0 0 0 0

1B: 6 SF: 0

2B: 4 SAC: 0

3B: 0 DP: 0

HR: 1 HBP: 0

Batter	1	2	3	4	5	6	7	8	9																		
Fernando Vina, L (1, 4) OBP: 0.358, SLG: 0.352	0-0 G6-3		0-0 FC6-5 2B		1-3 K	1-2 E7 1B		0-0 BB 1B 1B																			
Mark Loretta, R (1, 6) OBP: 0.347, SLG: 0.365	2-2 G4-3		0-1 FC6-5 2-3		1-1 P9	4-1 BB		3-1 1B BB FC4-6 1B																			
Jeremy Burnitz, L (1, 9) OBP: 0.406, SLG: 0.544	0-1 G3		1-3 K		1-2 2B	2-0 P8		1-2 P6																			
Jeff Cirillo, R (1, 5) OBP: 0.373, SLG: 0.418		2-1 F9	1-2 F8		3-0 F9		3-1 F7	4-0 FC4-6 1B BB																			
Dave Nilsson, L (1, 2) OBP: 0.383, SLG: 0.590		2-1 F7		0-0 PB 1B		4-2 BB BB E BB	0-1 F8	1-1 FC4-6 1B																			
Mike Myers, L (9, 1)								1-2 2-3 3-H																			
Marquis Grissom, R (1, 8) OBP: 0.323, SLG: 0.382		0-0 HR 2B		4-1 1-2 BB		0-3 K	0-2 L4	2-0 FC4-6																			
Sean Berry, R (1, 3) OBP: 0.319, SLG: 0.371		4-1 HR BB		1-2 F8		0-3 K		0-3 E 2B																			
Brian Banks, S (8, PR) OBP: 0.341, SLG: 0.377																											
Alex Ochoa, R (1, 7) OBP: 0.400, SLG: 0.517		1-0 HR		3-1 F8		4-1 BB E BB		0-0 E 1B 1B																			
Jim Abbott, L (1, 1) OBP: 0.417, SLG: 0.390		2-3 K		0-3 K		4-2 E BB		1-1 E1 1B 1B																			
Ronnie Belliard, R (6, PH) OBP: 0.286, SLG: 0.167																											
David Weathers, R (7, 1) OBP: 0.388, SLG: 0.418																											
Rich Becker, L (8, PH) OBP: 0.266, SLG: 0.355																											
Bobby Hughes, R (9, 2)																											
Inning Stats	R: 0 E: 0 K: 0 S: 6	H: 0 LOB: 0 BB: 0 P: 8	R: 3 E: 0 K: 1 S: 10	H: 2 LOB: 0 BB: 1 P: 21	R: 0 E: 0 K: 1 S: 9	H: 1 LOB: 1 BB: 0 P: 11	R: 0 E: 0 K: 1 S: 11	H: 1 LOB: 2 BB: 1 P: 19	R: 0 E: 1 K: 2 S: 17	H: 0 LOB: 0 BB: 0 P: 16	R: 2 E: 1 K: 2 S: 17	H: 1 LOB: 3 BB: 4 P: 36	R: 0 E: 0 K: 0 S: 9	H: 0 LOB: 0 BB: 0 P: 12	R: 5 E: 1 K: 1 S: 18	H: 5 LOB: 3 BB: 1 P: 35	1B: 6 2B: 4 3B: 0 HR: 1	SF: 0 SAC: 0 DP: 0 HBP: 0	WP: 0 PB: 1 SB: 0 CS: 0	PA: 43							
PITCHER	IP	WLS	BF	H	R	ER	SO	BB	IBB	HBP	BLK	WP	HR	S	P	ERA	WHIP										
Sterling Hitchcock, L (1, 1) ERA: 5.34	6.0	L	30	6	5	5	6	6	0	0	0	0	1	63	111	7.50	2.000										
Donne Wall, R (7, 1) ERA: 3.43	1.0		8	4	5	3	0	0	0	0	0	0	0	18	28	27.00	4.000										
Ed Vosberg, L (8, 1) ERA: 7.56	1.0		5	1	0	0	1	1	0	0	0	0	0	9	19	0.00	2.000										

Batter	1	2	3	4	5	6	7	8	9	AB R H RBI BB SO LOB	TOP											
Damian Jackson, R (1, 6) OBP: 0.311, SLG: 0.375	4-1 S S G4-3 BB	3-3 K			1-2 G6-3			2-1 L7		3 1 0 0 1 1 1												
Eric Owens, R (1, 9) OBP: 0.318, SLG: 0.446	3-3 K		1-1 F9			1-1 L7		3-1 G4-3		4 0 0 0 0 1 1												
Reggie Sanders, R (1, 7) OBP: 0.371, SLG: 0.503	4-2 G4-3 S 1B BB		2-2 G5-3			0-0 F8			1-2 F7	3 1 0 0 1 0 0												
John Vander Wal, L (1, 3) OBP: 0.388, SLG: 0.427	3-2 G4-3		0-1 F8			1-2 F9			1-2 G4-3	4 0 0 1 0 0 1												
Greg Myers, L (1, 2) OBP: 0.419, SLG: 0.482	3-1 1B				1-1 F7			1-0 FC6-4 1B	0-0 1B 1B	4 0 3 1 0 0 0												
George Arias, R (1, 5) OBP: 0.250, SLG: 0.377	2-3 K		2-2 F7			2-0 P4			2-2 FC5-4 1B	4 0 1 0 0 1 2												
Ruben Rivera, R (1, 8) OBP: 0.227, SLG: 0.347			1-0 L7			1-3 K			1-1 FC5-4	4 0 1 0 0 1 3												
Ed Giovanola, L (1, 4) OBP: 0.412, SLG: 0.182			3-2 P5			2-1 L8			2-1 FC6-4	3 0 0 0 0 0 2												
Woody Williams, R (1, 1) OBP: 0.192, SLG: 0.208			0-0 P2			2-1 G5-3			2-3 K	2 0 0 0 0 0 1												
Quilvio Veras, S (8, PH) OBP: 0.350, SLG: 0.353										1 0 0 0 0 1 0												
Dan Miceli, R (8, 1)										0 0 0 0 0 0 0												
Carlos Reyes, S (8, 1)										0 0 0 0 0 0 0												
Inning Stats	R: 2 E: 0 K: 2 S: 20	H: 1 LOB: 1 BB: 2 P: 39	R: 0 E: 0 K: 1 S: 11	H: 1 LOB: 1 BB: 0 P: 18	R: 0 E: 0 K: 0 S: 8	H: 0 LOB: 0 BB: 0 P: 11	R: 0 E: 0 K: 0 S: 6	H: 0 LOB: 0 BB: 0 P: 10	R: 0 E: 0 K: 0 S: 7	H: 0 LOB: 0 BB: 0 P: 12	R: 0 E: 0 K: 1 S: 6	H: 1 LOB: 1 BB: 0 P: 8	R: 0 E: 0 K: 1 S: 7	H: 1 LOB: 1 BB: 0 P: 13	R: 0 E: 0 K: 1 S: 7	H: 0 LOB: 0 BB: 0 P: 14	R: 0 E: 0 K: 0 S: 13	H: 2 LOB: 2 BB: 0 P: 18	1B: 5 2B: 0 3B: 0 HR: 0	SF: 0 SAC: 0 DP: 0 HBP: 0	WP: 0 PB: 0 SB: 4 CS: 0	PA: 34
PITCHER	IP WLS BF H R ER SO BB IBB HBP BLK WP HR S P ERA WHIP																					
Hideo Nomo, R (1, 1) ERA: 2.41	6.1 W 24 3 2 2 3 2 0 0 0 0 0 0 60 103 2.84 0.789																					
Eric Plunk, R (7, 1) ERA: 2.84	1.2 H 5 0 0 0 2 0 0 0 0 0 0 0 12 22 0.00 0.000																					
Bob Wickman, R (9, 1) ERA: 3.91	1.0 5 2 0 0 0 0 0 0 0 0 0 0 13 18 0.00 2.000																					

San Diego Padres @ Milwaukee Brewers
 Milwaukee County Stadium, Milwaukee, WI

Mon May 31 1999, 2:05 PM EDT
 Att. 14,985 - Overcast - 76 F

AB	32
R	2
H	5
RBI	2
BB	2
SO	5
LOB	11



Batter	1	2	3	4	5	6	7	8	9	AB	R	H	RBI	BB	SO	LOB
Mark Loretta, R OBP: 0.349, SLG: 0.374 (1, 6)	1-3 K	1-1 P4		1-1 SF7 2-H		2-1 2B		0-1 SH2-4 1B 1-2 2-H 3-H		4	1	2	3	0	1	1
Ronnie Belliard, R OBP: 0.421, SLG: 0.435 (1, 4)	4-1 2B G3 BB		2-1 HR	2-2 P4		2-2 G5-3		1-1 SH2-4 1-2 2-3		3	2	1	1	1	0	1
Jeff Cirillo, R OBP: 0.378, SLG: 0.431 (1, 5)	1-0 G3 1-3 2B		2-0 1B 1B		2-2 1B 1B		3-2 F8	0-2 SF7 3-H		4	0	3	1	0	0	0
Jeremy Burnitz, L OBP: 0.401, SLG: 0.534 (1, 9)	1-1 G3 2-3 3-H		2-2 K		0-2 K		2-0 P5	1-2 1B 2-H		5	0	1	2	0	2	3
Dave Nilsson, L OBP: 0.383, SLG: 0.583 (1, 2)	1-0 F9		0-0 F9		1-3 K		2-1 1B	1-1 1B 1-2		5	0	2	0	0	1	3
Bob Wickman, R (9, 1)										0	0	0	0	0	0	0
Marquis Grissom, R OBP: 0.325, SLG: 0.382 (1, 8)		0-0 G5-3	2-2 1B 1-2		0-1 1B 1-2 FC6-4		0-3 K	1-1 F9		5	0	2	0	0	1	3
Sean Berry, R OBP: 0.324, SLG: 0.378 (1, 3)		1-0 2B	3-2 F8		0-1 FC6-4			4-0 BB 1B BB		3	1	1	0	1	0	4
Brian Banks, S (8, PR)										0	1	0	0	0	0	0
Brian Banks, S (9, 3)																
Geoff Jenkins, L OBP: 0.400, SLG: 0.632 (1, 7)		2-0 G4-3 2B 2-H		3-1 WP SH1-3 SF7 1B		0-2 G3		4-1 BB 1B BB		3	2	2	1	1	0	0
Hideo Nomo, R OBP: 0.167, SLG: 0.167 (1, 1)		1-1 G4-3		1-1 SH1-3		0-1 F8		4-0 SH2-4 1B 1-2 2-3 BB		2	0	0	0	0	0	1
Eric Plunk, R (7, 1)										0	0	0	0	0	0	0
Rich Becker, L (8, PH)										0	0	0	0	1	0	0
21 Cal Eldred, R (8, PR)										0	1	0	0	0	0	0
Bobby Hughes, R OBP: 0.266, SLG: 0.355 (9, 2)										0	0	0	0	0	0	0

Inning Stats	R: 1	H: 1	E: 0	K: 1	S: 8	H: 1	LOB: 1	BB: 1	P: 16	R: 1	H: 2	E: 0	K: 0	S: 7	H: 3	LOB: 2	BB: 0	P: 25	R: 1	H: 1	E: 0	K: 0	S: 9	R: 0	H: 2	E: 0	K: 2	S: 15	H: 1	LOB: 1	BB: 0	P: 14	R: 0	H: 1	E: 0	K: 1	S: 11	R: 4	H: 3	E: 0	K: 0	S: 15	H: 3	LOB: 2	BB: 3	P: 31	1B: 9	SF: 2	2B: 4	SAC: 2	3B: 0	DP: 0	HR: 1	HBP: 0
--------------	------	------	------	------	------	------	--------	-------	-------	------	------	------	------	------	------	--------	-------	-------	------	------	------	------	------	------	------	------	------	-------	------	--------	-------	-------	------	------	------	------	-------	------	------	------	------	-------	------	--------	-------	-------	-------	-------	-------	--------	-------	-------	-------	--------

PITCHER	IP	WLS	BF	H	R	ER	SO	BB	IBB	HBP	BLK	WP	HR	S	P	ERA	WHIP
Woody Williams, R (1, 1) ERA: 3.44	7.0	L	33	11	4	4	5	1	0	0	0	1	1	74	119	5.14	1.714
Dan Miceli, R (8, 1) ERA: 5.85	0.0		3	0	3	3	0	3	0	0	0	0	0	1	13	∞	∞
Carlos Reyes, R (8, 1) ERA: 3.95	1.0		6	3	1	1	0	0	0	0	0	0	0	14	18	9.00	3.000


BOTTOM

San Diego Padres @ Milwaukee Brewers
Milwaukee County Stadium, Milwaukee, WI

Mon May 31 1999, 2:05 PM EDT
Att. 14,985 - Overcast - 76 F

AB	34
R	8
H	14
RBI	8
BB	4
SO	5
LOB	16

livebaseballscorecards.com



WP	PA	ERA	WHIP
1	42		
0			
0			

Batter	1	2	3	4	5	6	7	8	9	AB R H RBI BB SO LOB	TOP
Damian Jackson, R (1, 4) OBP: 0.303, SLG: 0.364	0-3 K		1-1 F8		1-1 L6					3 0 0 0 0 1 1	San Diego Padres @ Chicago Cubs Wrigley Field, Chicago, IL Tue Jun 01 1999, 7:05 PM CDT Att. 34,344 - Overcast - 53 F
Eric Owens, R (1, 9) OBP: 0.309, SLG: 0.433	3-2 G5-3		3-2 L7		2-2 G6-3					3 0 0 0 0 0 1	
Reggie Sanders, R (1, 7) OBP: 0.370, SLG: 0.497	4-1 1B BB		1-3 K		2-2 G5-3					2 0 0 0 1 1 0	
John Vander Wal, L (1, 3) OBP: 0.396, SLG: 0.471	1-0 1B		3-1 HR		3-1 F7					3 1 2 1 0 0 0	
Phil Nevin, R (1, 2) OBP: 0.283, SLG: 0.444	0-0 G1-3		0-0 L4		1-2 2B					3 0 1 0 0 0 2	
Ed Giovanola, L (1, 5) OBP: 0.368, SLG: 0.154		2-0 P5		1-0 L1						2 0 0 0 0 0 0	
Ruben Rivera, R (1, 8) OBP: 0.223, SLG: 0.341		3-3 K		2-3 K						2 0 0 0 0 2 0	
Chris Gomez, R (1, 6) OBP: 0.317, SLG: 0.259		3-2 E HBP		1-1 G5-3						1 0 0 0 0 0 0	
Andy Ashby, R (1, 1) OBP: 0.091, SLG: 0.095		1-2 G6-3		0-1 WP 2B						2 0 1 0 0 0 1	
Inning Stats	R: 0 H: 1 E: 0 LOB: 2 K: 1 BB: 1 S: 11 P: 19	R: 0 H: 0 E: 1 LOB: 1 K: 1 BB: 0 S: 9 P: 18	R: 0 H: 0 E: 0 LOB: 0 K: 1 BB: 0 S: 9 P: 14	R: 1 H: 1 E: 0 LOB: 0 K: 1 BB: 0 S: 7 P: 13	R: 0 H: 1 E: 0 LOB: 1 K: 0 BB: 0 S: 10 P: 14	R: 0 H: 1 E: 0 LOB: 1 K: 0 BB: 0 S: 10 P: 16				1B: 1 SF: 0 2B: 2 SAC: 0 3B: 0 DP: 0 HR: 1 HBP: 1	
PITCHER Steve Trachsel, R (1, 1) ERA: 4.56	IP WLS BF H R ER SO BB IBB HBP BLK WP HR S P ERA WHIP	5.2 L 23 4 1 1 4 1 0 1 0 1 1 56 94 1.59 0.882									

livebaseballscorecards.com

AB	21
R	1
H	4
RBI	1
BB	1
SO	4
LOB	5



Batter	1	2	3	4	5	6	7	8	9
Lance Johnson, L OBP: 0.328, SLG: 0.350 (1, 8) B C B X	2-1 G3 ①		3-1 G6-3 ③						
Mickey Morandini, L OBP: 0.341, SLG: 0.354 (1, 4) B C X	1-1 L6 ②			0-0 1B 1B					
Sammy Sosa, R OBP: 0.370, SLG: 0.616 (1, 9) C B B X	2-1 G6-3 ③			1-2 1B					
Mark Grace, L OBP: 0.409, SLG: 0.491 (1, 3)		4-2 G4-6-3 BB		2-0 P2 ①					
Henry Rodriguez, L OBP: 0.419, SLG: 0.652 (1, 7)		0-0 G4-6-3 ① ② 1-2f		1-3 K ②					
Tyler Houston, L OBP: 0.405, SLG: 0.610 (1, 5)		3-2 G6-3 ③		0-0 G4-3 ③					
José Hernández, R OBP: 0.362, SLG: 0.440 (1, 6)			2-3 K ①						
Benito Santiago, R OBP: 0.287, SLG: 0.381 (1, 2)			3-2 G5-3 2B						
Steve Trachsel, R OBP: 0.167, SLG: 0.174 (1, 1)			0-2 G5-3 ②						
			2-3 K ③						

Inning Stats	R: 0	H: 0	E: 0	LOB: 0	K: 0	S: 6	P: 11	R: 0	H: 0	E: 0	LOB: 0	K: 0	S: 8	P: 15	R: 0	H: 1	E: 0	LOB: 1	K: 1	S: 11	P: 19	R: 0	H: 2	E: 0	LOB: 2	K: 1	S: 10	P: 14	R: 0	H: 0	E: 0	LOB: 0	K: 2	S: 7	P: 13
	1B: 2	SF: 0	2B: 1	SAC: 0	3B: 0	DP: 1	HR: 0	HBP: 0	WP: 0	PA: 18	WP: 0	PA: 18	WP: 0	PA: 18	WP: 0	PA: 18	WP: 0	PA: 18	WP: 0	PA: 18	WP: 0	PA: 18	WP: 0	PA: 18	WP: 0	PA: 18	WP: 0	PA: 18	WP: 0	PA: 18	WP: 0	PA: 18	WP: 0	PA: 18	

PITCHER	IP	WLS	BF	H	R	ER	SO	BB	IBB	HBP	BLK	WP	HR	S	P	ERA	WHIP
Andy Ashby, R ERA: 3.82 (1, 1)	5.0	W	18	3	0	0	4	1	0	0	0	0	0	42	72	0.00	0.800

BOTTOM

AB	R	H	RBI	BB	SO	LOB
2	0	0	0	0	0	1
2	0	1	0	0	0	0
2	0	1	0	0	0	0
1	0	0	0	1	0	2
2	0	0	0	0	1	3
2	0	0	0	0	0	2
2	0	0	0	0	2	0
2	0	1	0	0	0	0
2	0	0	0	0	1	1

AB	17
R	0
H	3
RBI	0
BB	1
SO	4
LOB	9



San Diego Padres @ Chicago Cubs
 Wrigley Field, Chicago, IL
 Tue Jun 01 1999, 7:05 PM CDT
 Att. 34,344 - Overcast - 53 F

livebaseballscorecards.com

Batter	1	2	3	4	5	6	7	8	9	AB	R	H	RBI	BB	SO	LOB
Jeff Blauser, R <small>(1, 4) OBP: 0.381, SLG: 0.436</small> <small>(9, 6)</small>	<small>3-2</small> 		<small>1-3</small> 			<small>2-1</small> 		<small>2-1</small> 	<small>0-0</small> 	5	2	2	0	0	1	2
José Hernández, R <small>(1, 8) OBP: 0.357, SLG: 0.433</small> Rodney Myers, R <small>(7, 1) OBP: 0.750, SLG: 1.000</small> Felix Heredia, L <small>(8, 1)</small> Henry Rodriguez, L <small>(8, PH) OBP: 0.427, SLG: 0.654</small> <small>(9, 7)</small>	<small>2-3</small> 			<small>0-1</small> 		<small>1-3</small> 		<small>0-0</small> 	<small>4-2</small> 	3	0	0	0	0	2	1
Mark Grace, L <small>(1, 3) OBP: 0.413, SLG: 0.492</small> <small>(9, 7)</small>	<small>1-2</small> 			<small>3-1</small> 		<small>1-1</small> 		<small>4-1</small> 	<small>1-1</small> 	4	2	2	2	1	0	0
Sammy Sosa, R <small>(1, 9) OBP: 0.371, SLG: 0.626</small> <small>(9, 7)</small>			<small>1-1</small> 			<small>1-3</small> 		<small>0-1</small> 	<small>1-1</small> 	5	1	2	4	0	2	1
Glenallen Hill, R <small>(1, 7) OBP: 0.509, SLG: 0.882</small> Mickey Morandini, L <small>(9, 4) OBP: 0.341, SLG: 0.354</small> <small>(9, 4)</small>			<small>0-1</small> 		<small>1-2</small> 		<small>0-0</small> 	<small>2-2</small> 		4	0	3	2	0	0	0
Gary Gaetti, R <small>(1, 5) OBP: 0.264, SLG: 0.330</small> Tyler Houston, L <small>(7, PH) OBP: 0.395, SLG: 0.595</small> <small>(8, 5)</small>			<small>0-0</small> 		<small>1-0</small> 		<small>0-3</small> 	<small>0-2</small> 		2	0	0	0	0	0	1
Benito Santiago, R <small>(1, 2) OBP: 0.291, SLG: 0.384</small> <small>(9, 4)</small>			<small>0-1</small> 		<small>0-1</small> 		<small>1-1</small> 	<small>1-0</small> 		4	0	2	0	0	0	3
Manny Alexander, R <small>(1, 6) OBP: 0.333, SLG: 0.375</small> Rick Aguilera, R <small>(9, 1)</small> Scott Sanders, R <small>(9, 1) OBP: 0.182, SLG: 0.273</small> <small>(9, 1)</small>			<small>0-0</small> 		<small>3-1</small> 		<small>1-0</small> 	<small>1-3</small> 		4	0	0	0	0	1	5
Kyle Farnsworth, R <small>(1, 1) OBP: 0.143, SLG: 0.077</small> Dan Serafini, S <small>(6, 1)</small> Lance Johnson, L <small>(6, PH) OBP: 0.333, SLG: 0.372</small> <small>(7, 8)</small>			<small>1-0</small> 			<small>3-2</small> 		<small>1-1</small> 	<small>3-2</small> 	1	0	0	0	0	0	1

Inning Stats	R: 0	H: 0	E: 0	K: 1	S: 11	R: 0	H: 1	E: 0	K: 0	S: 5	R: 0	H: 1	E: 0	K: 1	S: 7	R: 0	H: 0	E: 0	K: 1	S: 7	R: 0	H: 1	E: 0	K: 0	S: 9	R: 1	H: 2	E: 0	K: 2	S: 14	R: 0	H: 1	E: 0	K: 1	S: 7	R: 4	H: 5	E: 0	K: 1	S: 19	R: 4	H: 3	E: 0	K: 0	S: 12	1B: 12	2B: 0	3B: 0	HR: 2	SF: 0	SAC: 0	DP: 1	HBP: 0	WP: 1	PB: 0	SB: 1	CS: 0	PA: 40
--------------	------	------	------	------	-------	------	------	------	------	------	------	------	------	------	------	------	------	------	------	------	------	------	------	------	------	------	------	------	------	-------	------	------	------	------	------	------	------	------	------	-------	------	------	------	------	-------	--------	-------	-------	-------	-------	--------	-------	--------	-------	-------	-------	-------	--------

PITCHER	IP	WLS	BF	H	R	ER	SO	BB	IBB	HBP	BLK	WP	HR	S	P	ERA	WHIP
Heath Murray, L <small>(1, 1) ERA: 4.32</small>	5.2		21	5	1	1	4	0	0	0	0	0	0	50	75	1.59	0.882
Brian Boehringer, R <small>(6, 1) ERA: 3.38</small>	1.1	H	7	3	2	2	2	0	0	0	0	0	1	14	21	13.50	2.250
Ed Vosberg, L <small>(8, 1) ERA: 9.72</small>	0.0		2	1	0	0	0	1	0	0	0	1	0	2	6	∞	∞
Donne Wall, R <small>(8, 1) ERA: 3.27</small>	1.0	B	5	2	2	2	1	0	0	0	0	0	0	13	17	18.00	2.000
Trevor Hoffman, R <small>(9, 1) ERA: 4.87</small>	0.1	L	5	3	4	4	0	1	0	0	0	0	0	12	21	108.00	12.000

BOTTOM

San Diego Padres @ Chicago Cubs
 Wrigley Field, Chicago, IL
 Wed Jun 02 1999, 1:20 PM CDT
 Att: 28,742 - Cloudy - 65 F

AB	38
R	9
H	14
RBI	9
BB	2
SO	7
LOB	17



PITCHER	IP	WLS	BF	H	R	ER	SO	BB	IBB	HBP	BLK	WP	HR	S	P	ERA	WHIP
---------	----	-----	----	---	---	----	----	----	-----	-----	-----	----	----	---	---	-----	------

Batter	1	2	3	4	5	6	7	8	9	AB R H RBI BB SO LOB	TOP											
Damian Jackson, R (1, 6) OBP: 0.311, SLG: 0.371	1-1 P3		1-0 G5-3		1-2 F8		0-0 1B		1-0 P3	5 0 1 0 0 0 4	San Diego Padres @ Chicago Cubs Wrigley Field, Chicago, IL Thu Jun 03 1999, 1:20 PM CDT Att. 33,920 - Sunny - 58 F											
Eric Owens, R (1, 7) OBP: 0.300, SLG: 0.439	1-2 1B		1-3 K		1-0 F7		0-1 F9		1-0 FC6-4	5 0 1 0 0 1 5												
Dave Magadan, L (1, 3) OBP: 0.369, SLG: 0.388	1-1 F8			1-2 F9		0-2 P6		0-0 G3	1-3 K	5 0 0 0 0 1 4												
Greg Myers, L (1, 2) OBP: 0.410, SLG: 0.467	2-0 F7			3-2 F7		0-0 1B		1-1 1B		4 1 2 0 0 0 1												
George Arias, R (1, 5) OBP: 0.263, SLG: 0.455		3-2 F8		2-2 G6-3		2-2 1B		1-3 K		4 0 1 0 0 1 1												
Mike Darr, L (1, 9) OBP: 0.429, SLG: 0.333		0-1 1B		1-2 FC4-6		4-2 1B		0-3 K		3 1 2 0 1 1 1												
Ruben Rivera, R (1, 8) OBP: 0.232, SLG: 0.359		1-3 K		4-2 FC4-6		3-2 SF8		1-0 P6		2 0 0 1 1 1 2												
Ed Giovanola, L (1, 4) OBP: 0.370, SLG: 0.238		3-2 F7		2-1 FC4-6		0-0 G4-3		0-0 FC6-4		4 0 1 0 0 0 5												
Matt Clement, R (1, 1) OBP: 0.067, SLG: 0.067			3-3 K		1-1 1B		1-3 K		2-1 FC6-4	1 0 0 0 0 1 0												
John Vander Wal, L (5, PH) OBP: 0.410, SLG: 0.477					1-2 1B				1-2 1B	1 0 1 1 0 0 0												
Carlos Reyes, S (5, 1)										0 0 0 0 0 0 0												
Quilvio Veras, S (7, PH)										1 0 0 0 0 0 1 0												
Dan Miceli, R (7, 1)										0 0 0 0 0 0 0 0												
Jim Leyritz, R (9, PH)										1 0 1 0 0 0 0 0												
Inning Stats	R: 0 E: 0 K: 0 S: 9	H: 1 LOB: 1 BB: 0 P: 14	R: 0 E: 0 K: 1 S: 13	H: 1 LOB: 1 BB: 0 P: 20	R: 0 E: 0 K: 2 S: 9	H: 0 LOB: 0 BB: 0 P: 14	R: 0 E: 0 K: 0 S: 13	H: 0 LOB: 0 BB: 0 P: 19	R: 1 E: 0 K: 0 S: 16	H: 2 LOB: 2 BB: 1 P: 26	R: 1 E: 0 K: 0 S: 14	H: 2 LOB: 2 BB: 1 P: 23	R: 0 E: 0 K: 1 S: 7	H: 1 LOB: 1 BB: 0 P: 8	R: 0 E: 0 K: 2 S: 9	H: 1 LOB: 1 BB: 0 P: 12	R: 0 E: 0 K: 1 S: 8	H: 2 LOB: 2 BB: 0 P: 13	1B: 10 2B: 0 3B: 0 HR: 0	SF: 1 SAC: 0 DP: 0 HBP: 0	WP: 0 PB: 0 SB: 1 CS: 0	PA: 39
PITCHER	IP WLS BF H R ER SO BB IBB HBP BLK WP HR S P ERA WHIP																					
Kevin Tapani, R (1, 1) ERA: 2.37	6.0 W 26 6 2 2 3 2 0 0 0 0 0 0 74 116 3.00 1.333																					
Scott Sanders, R (7, 1) ERA: 4.5	2.0 8 2 0 0 3 0 0 0 0 0 0 0 16 20 0.00 1.000																					
Terry Adams, R (9, 1) ERA: 4.61	1.0 5 2 0 0 1 0 0 0 0 0 0 0 8 13 0.00 2.000																					

livebaseballscorecards.com

AB	36
R	2
H	10
RBI	2
BB	2
SO	7
LOB	23



Batter	1	2	3	4	5	6	7	8	9	AB	R	H	RBI	BB	SO	LOB
--------	---	---	---	---	---	---	---	---	---	----	---	---	-----	----	----	-----

Lance Johnson, L (1, 8) OBP: 0.327, SLG: 0.364	0-2 G4-3	2-0 FC WP 2B WP		3-1 F9		1-2 G4-3				4	1	0	1	0	0	2
Mickey Morandini, L (1, 4) OBP: 0.333, SLG: 0.348	2-2 F8	2-2 SF7		2-1 G4-3		0-0 FC4-2				3	0	0	1	0	0	1
Sammy Sosa, R (1, 9) OBP: 0.373, SLG: 0.636	1-2 HR	4-2 2B HR BB		1-0 P3		3-1 G5-3				3	2	1	1	1	0	1
Mark Grace, L (1, 3) OBP: 0.424, SLG: 0.503	3-1 E 1B	1-0 HR 2B		4-1 WP BB		4-0 G4-6-3 BB				2	1	2	1	2	0	0
Henry Rodriguez, L (1, 7) OBP: 0.422, SLG: 0.664	2-2 E3	0-0 HR		1-3 K		2-2 G4-6-3				4	1	1	3	0	1	3
Curtis Goodwin, L (8, 7) OBP: 0.200, SLG: 0.208	1-2	2-H 3-H		0-0 K		1-2f				0	0	0	0	0	0	0
Tyler Houston, L (1, 5) OBP: 0.378, SLG: 0.566	0-2 G1-3	0-1 G4-3		0-3 K		0-0 F8				4	0	0	0	0	1	3
Jeff Blauser, R (1, 6) OBP: 0.388, SLG: 0.431		3-2 SH1-4 FC 1B 1B	1-3 K	4-2 BB		1-3 K				3	1	1	0	1	2	0
Benito Santiago, R (1, 2) OBP: 0.290, SLG: 0.381		2-2 WP SH1-4 SF7 1B	0-0 P2	1-2 BB		0-3 K				4	1	1	0	0	1	2
Kevin Tapani, R (1, 1) OBP: 0.182, SLG: 0.105		0-1 SH1-4	0-3 K			1-2 G1				1	0	0	0	0	1	0
Manny Alexander, R (6, PH) OBP: 0.351, SLG: 0.394		1-2 2-3				1-1 G4-3 WP FC4-2 1B				1	0	1	0	0	0	0
Scott Sanders, R (7, 1) OBP: 0.182, SLG: 0.273										0	0	0	0	0	0	0
Roosevelt Brown, L (8, PH)										0	0	0	0	0	0	0
Terry Adams, R (9, 1)										0	0	0	0	0	0	0

Inning Stats	R: 1	H: 2	E: 1	K: 0	S: 20	R: 6	H: 4	E: 0	K: 0	S: 20	R: 0	H: 0	E: 0	K: 2	S: 7	R: 0	H: 0	E: 0	K: 0	S: 5	R: 0	H: 0	E: 0	K: 2	S: 10	R: 0	H: 1	E: 0	K: 0	S: 8	R: 0	H: 0	E: 0	K: 0	S: 4	R: 0	H: 0	E: 0	K: 2	S: 9	1B: 4	SF: 1	2B: 1	SAC: 1	3B: 0	DP: 1	HR: 2	HBP: 0	WP: 4	PA: 36
--------------	------	------	------	------	-------	------	------	------	------	-------	------	------	------	------	------	------	------	------	------	------	------	------	------	------	-------	------	------	------	------	------	------	------	------	------	------	------	------	------	------	------	-------	-------	-------	--------	-------	-------	-------	--------	-------	--------

PITCHER	IP	WLS	BF	H	R	ER	SO	BB	IBB	HBP	BLK	WP	HR	S	P	ERA	WHIP
Matt Clement, R (1, 1) ERA: 5.1	4.0	L	21	6	7	7	2	1	0	0	0	2	2	52	81	15.75	1.750
Carlos Reyes, R (5, 1) ERA: 3.68	2.0		9	1	0	0	2	2	0	0	0	2	0	18	32	0.00	1.500
Dan Miceli, R (7, 1) ERA: 5.32	2.0		6	0	0	0	2	1	0	0	0	0	0	13	21	0.00	0.500

BOTTOM

San Diego Padres @ Chicago Cubs
Wrigley Field, Chicago, IL
Thu Jun 03 1999, 1:20 PM CDT
Att. 33,920 - Sunny - 58 F

livebaseballscores.com

AB	30
R	7
H	7
RBI	7
BB	4
SO	6
LOB	12



Main table containing batter statistics, pitch counts, and play diagrams for each batter. Includes names like Brian Hunter, David Bell, Ken Griffey Jr., Alex Rodriguez, Butch Huskey, Matt Mieske, John Mabry, Jose Paniagua, Jose Mesa, Russ Davis, Dan Wilson, Jeff Fassero, and Raul Ibanez.

Inning Stats table with columns for R, H, E, K, S, P, and other metrics for each of the 9 innings.

PITCHER table with columns for IP, WLS, BF, H, R, ER, SO, BB, IBB, HBP, BLK, WP, HR, S, P, ERA, WHIP for each pitcher.

Seattle Mariners @ San Diego Padres
Qualcomm Stadium, San Diego, CA
Fri Jun 04 1999, 10:05 PM EDT
Att. 26,060 - Unknown - 65 F

Summary statistics table: AB 32, R 2, H 7, RBI 1, BB 6, SO 12, LOB 19.



Batter	1	2	3	4	5	6	7	8	9
Damian Jackson, R (1, 6) OBP: 0.307, SLG: 0.372	3-2 F9		3-2 P4	3-3 K			1-0 G6-3	2-1 FC6-4	
Eric Owens, R (1, 7) OBP: 0.306, SLG: 0.441	0-0 BB		2-2 BB 1B	2-0 G5-3			0-2 G6-3		
Phil Nevin, R (1, 2) OBP: 0.286, SLG: 0.471	2-3 K		1 SAFE BB 1B			1-0 G6-3	1-2 F8		
Jim Leyritz, R (1, 3) OBP: 0.333, SLG: 0.462 David Newhan, L (8, PR) (9, 4)	4-2 BB		4-2 BB			1-3 K		4-2 BB S FC4-6 BB	
George Arias, R (1, 5) OBP: 0.250, SLG: 0.432	2-2 F9		1-3 K			2-2 F8	1-3 K	1-2 K	
Ruben Rivera, R (1, 8) OBP: 0.239, SLG: 0.382		0-0 HR	1-3 K			1-0 F8	2-1 FC4-6 BB HBP		
Gary Matthews, S (1, 9)		2-1 P4		4-1 1B S BB		3-2 F9	4-2 FC4-6 BB		
Ed Giovanola, L (1, 4) OBP: 0.367, SLG: 0.250 John Vander Wal, L (8, PH) OBP: 0.406, SLG: 0.472 Trevor Hoffman, R (9, 1)		2-1 G4-3		2-1 S BB		3-2 G3	3-1 FC4-6 BB		
Sterling Hitchcock, L (1, 1) OBP: 0.182, SLG: 0.143 Brian Boertringer, S (6, 1) Quilvio Veras, S (7, PH) OBP: 0.346, SLG: 0.348 Donne Wall, R (8, 1) Dave Magadan, L (8, PH) OBP: 0.374, SLG: 0.388		2-2 G1-3		0-3 K			0-0 F7	4-0 FC6-4 BB	

Inning Stats	R: 0 E: 0 K: 1 S: 14	H: 1 LOB: 2 BB: 1 P: 24	R: 1 E: 0 K: 0 S: 8	H: 1 LOB: 0 BB: 0 P: 14	R: 0 E: 0 K: 2 S: 16	H: 2 LOB: 3 BB: 1 P: 27	R: 1 E: 0 K: 2 S: 10	H: 1 LOB: 1 BB: 1 P: 21	R: 0 E: 0 K: 1 S: 7	H: 0 LOB: 0 BB: 0 P: 11	R: 0 E: 0 K: 0 S: 7	H: 0 LOB: 0 BB: 0 P: 14	R: 0 E: 0 K: 0 S: 8	H: 1 LOB: 1 BB: 0 P: 10	R: 1 E: 0 K: 1 S: 16	H: 0 LOB: 3 BB: 3 P: 36
--------------	-------------------------------	----------------------------------	------------------------------	----------------------------------	-------------------------------	----------------------------------	-------------------------------	----------------------------------	------------------------------	----------------------------------	------------------------------	----------------------------------	------------------------------	----------------------------------	-------------------------------	----------------------------------

PITCHER	IP	WLS	BF	H	R	ER	SO	BB	IBB	HBP	BLK	WP	HR	S	P	ERA	WHIP
Jeff Fassero, L (1, 1) ERA: 6.9	7.0		30	6	2	2	6	3	0	0	0	0	1	70	121	2.57	1.286
Jose Paniagua, R (8, 1) ERA: 3.0	0.2	L	6	0	1	1	1	3	0	1	0	0	0	14	32	13.50	4.500
Jose Mesa, R (8, 1) ERA: 7.66	0.1		1	0	0	0	0	0	0	0	0	0	0	2	4	0.00	0.000

BOTTOM

AB R H RBI BB SO LOB


5	0	1	0	0	1	4
4	0	2	0	0	0	2
4	0	1	0	0	1	2
1	0	0	0	3	1	0
0	1	0	0	0	0	0
4	0	0	0	0	2	6
3	1	1	1	0	1	3
2	1	0	0	2	0	0
3	0	1	0	0	0	0
1	0	0	1	0	0	2
0	0	0	0	0	0	0
2	0	0	0	0	1	2
0	0	0	0	0	0	0
1	0	0	0	0	0	0
0	0	0	0	0	0	0
0	0	0	0	1	0	0

1B: 4 SF: 0
2B: 1 SAC: 0
3B: 0 DP: 0
HR: 1 HBP: 1

WP: 0 PA: 37
PB: 0
SB: 3
CS: 0

Seattle Mariners @ San Diego Padres
Qualcomm Stadium, San Diego, CA

Fri Jun 04 1999, 10:05 PM EDT
Att: 26,060 - Unknown - 65 F



livebaseballscorecards.com

AB 30
R 3
H 6
RBI 2
BB 6
SO 7
LOB 21

Batter	1	2	3	4	5	6	7	8	9	10	AB	R	H	RBI	BB	SO	LOB	TOP				
Brian Hunter, R OBP: 0.323, SLG: 0.347 (1, 7)	1-2 G6-3		3-1 F8	0-2 F9		2-1 S 2-3 1B		4-2 S BB		0-0 P4	5	0	1	0	1	0	5					
David Bell, R OBP: 0.338, SLG: 0.515 (1, 4)	2-1 F8		2-2 1B		3-2 F8	2-2 F7		1-2 G6-3			5	0	1	0	0	0	3					
Ken Griffey Jr., L OBP: 0.416, SLG: 0.652 (1, 8)	0-0 P6		1-1 P6		1-0 L9	4-0 IBB			2-1 P6		4	0	0	0	1	0	2					
Alex Rodriguez, R OBP: 0.465, SLG: 0.762 (1, 6)		0-0 F8		1-2 1B 1B	4-2 1B BB	1-3 K			2-2 F8		4	2	1	0	1	1	3					
Butch Huskey, R OBP: 0.401, SLG: 0.596 Rafael Carmona, L (9, 1) 46 Jordan Zimmerman, R (9, 1) Jose Mesa, R (9, 1)		1-3 K		0-1 F8	4-2 1B BB		0-3 K		2-2 E3		4	0	0	0	1	2	1					
Russ Davis, R OBP: 0.308, SLG: 0.541 (1, 5)		2-1 1B		3-1 F9	1-0 1B 2-H		2-1 F9		2-3 K		5	0	2	1	0	1	2					
John Mabry, L OBP: 0.299, SLG: 0.421 (1, 9) (9, 3)		1-2 L7		3-2 1B BB 1B	1-1 P6		0-0 P3			4-0 G4-3 SH2-4 BB	4	0	1	0	1	0	3					
Dan Wilson, R OBP: 0.327, SLG: 0.405 (1, 2)			1-1 L7	1-1 BB 1B		0-0 1B SH3-4 1B		3-1 L5		0-0 SH2-4	4	0	2	1	0	0	0					
Jamie Moyer, L OBP: 0.667, SLG: 0.500 Raul Ibanez, L OBP: 0.400, SLG: 0.421 (1, 1) (9, 9)			3-2 1B 1B	4-1 BB 1B BB		2-0 SH3-4		1-3 K		0-0 G4-3	2	0	1	0	1	1	0					
Inning Stats	R: 0 E: 0 K: 0 S: 6	H: 0 LOB: 0 BB: 0 P: 9	R: 0 E: 0 K: 1 S: 10	H: 1 LOB: 1 BB: 0 P: 14	R: 0 E: 0 K: 0 S: 14	H: 2 LOB: 2 BB: 0 P: 24	R: 1 E: 0 K: 0 S: 17	H: 3 LOB: 3 BB: 1 P: 29	R: 1 E: 0 K: 0 S: 14	H: 1 LOB: 2 BB: 2 P: 28	R: 0 E: 0 K: 1 S: 11	H: 0 LOB: 0 BB: 0 P: 8	R: 0 E: 0 K: 1 S: 11	H: 0 LOB: 1 BB: 1 P: 20	R: 0 E: 1 K: 1 S: 12	H: 0 LOB: 1 BB: 0 P: 20	R: 0 E: 0 K: 0 S: 3	H: 0 LOB: 1 BB: 1 P: 7	1B: 9 2B: 0 3B: 0 HR: 0	SF: 0 SAC: 2 DP: 0 HBP: 0	WP: 0 PB: 0 SB: 2 CS: 0	PA: 46
PITCHER	IP	WLS	BF	H	R	ER	SO	BB	IBB	HBP	BLK	WP	HR	S	P	ERA	WHIP					
Woody Williams, R ERA: 3.43 (1, 1)	5.1		28	9	2	2	1	3	0	0	0	0	0	65	112	3.38	2.250					
Will Cunnane, R ERA: (6, 1)	0.2		3	0	0	0	1	0	1	0	0	0	0	7	14	0.00	0.000					
Dan Miceli, R ERA: 4.88 (7, 1)	2.0		7	0	0	0	2	1	0	0	0	0	0	17	28	0.00	0.500					
Trevor Hoffman, R ERA: 4.43 (9, 1)	1.0		4	0	0	0	1	0	0	0	0	0	0	12	20	0.00	0.000					
Carlos Reyes, R ERA: 3.56 (10, 1)	1.0	W	4	0	0	0	0	1	0	0	0	0	0	3	7	0.00	1.000					

Seattle Mariners @ San Diego Padres
Qualcomm Stadium, San Diego, CA
Sat Jun 05 1999, 10:05 PM EDT
Att. 52,539 - Unknown - 65 F

livebaseballscorecards.com

AB	38
R	2
H	9
RBI	2
BB	6
SO	5
LOB	20



BOTTOM

Seattle Mariners @ San Diego Padres
Qualcomm Stadium, San Diego, CA

Sat Jun 05 1999, 10:05 PM EDT
Att. 52,539 - Unknown - 65 F

livebaseballscorecards.com

AB	32
R	3
H	7
RBI	3
BB	5
SO	7
LOB	9



WP	0	PA	38
PB	0		
SB	0		
CS	0		

AB R H RBI BB SO LOB

4	0	1	0	1	1	1
4	0	1	1	1	1	1
3	0	0	0	0	1	0
3	1	1	1	1	0	1
3	0	1	0	0	0	1
0	0	0	0	1	0	0
3	1	1	1	0	1	1
1	0	0	0	0	0	3
0	0	0	0	0	0	0
4	0	0	0	0	1	0
4	1	2	0	0	2	0
1	0	0	0	0	0	0
0	0	0	0	0	0	0
1	0	0	0	0	0	1
0	0	0	0	0	0	0
0	0	0	0	1	0	0

1B: 5 SF: 0
2B: 1 SAC: 1
3B: 0 DP: 3
HR: 2 HBP: 0

Batter	1	2	3	4	5	6	7	8	9	10
Damian Jackson, R OBP: 0.310, SLG: 0.368 (1, 6)	G4-3		1B			G5-3		K		1B BB
Eric Owens, R OBP: 0.310, SLG: 0.434 (1, 7) (10, 8)	K		P6			F8			SH3-4 BB G1-2-3	1B
Phil Nevin, R OBP: 0.277, SLG: 0.456 (1, 9) (10, 7)	K			E6 G5-4-3		P4			SH3-4	
Jim Leyritz, R OBP: 0.339, SLG: 0.486 (1, 3)		HR		F8		F9			BB IBB	
George Arias, R OBP: 0.253, SLG: 0.429 Dave Magadan, L OBP: 0.379, SLG: 0.388 (9, PH) (10, 5)		L1-3 1B		G5-4-3 1-2f		P5			BB	
Ruben Rivera, R OBP: 0.241, SLG: 0.403 John Vander Wal, L OBP: 0.402, SLG: 0.467 Carlos Reyes, S (10, 1)		L1-3				K		HR	G1-2-3	
Greg Myers, L OBP: 0.394, SLG: 0.448 (1, 2)		K		G4-3		G4-3		P7		F8
Ed Giovanola, L OBP: 0.382, SLG: 0.286 (1, 4)						K		FC5-4 1B		BB BB 1B
Woody Williams, R Will Cunnane, R Gary Matthews, S Dan Miceli, R Quilvio Veras, S Trevor Hoffman, R Mike Darr, L OBP: 0.467, SLG: 0.333 (1, 1) (6, 1) (6, PH) (7, 1) (8, PH) (9, 1) (10, 9)						G1-3		G1-3		FC5-4 1B
										1B BB BB

Inning Stats	R: 0	H: 0	E: 0	K: 2	S: 7	R: 1	H: 2	E: 0	K: 1	S: 9	R: 0	H: 1	E: 0	K: 1	S: 9	R: 0	H: 0	E: 1	K: 0	S: 7	R: 0	H: 0	E: 0	K: 2	S: 9	R: 0	H: 0	E: 0	K: 0	S: 4	R: 0	H: 0	E: 0	K: 0	S: 7	R: 1	H: 2	E: 0	K: 1	S: 15	R: 0	H: 0	E: 0	K: 0	S: 7	R: 0	H: 0	E: 0	K: 0	S: 13	R: 1	H: 2	E: 0	K: 1	S: 15	R: 0	H: 0	E: 0	K: 0	S: 5	R: 1	H: 2	E: 0	K: 0	S: 3	R: 0	H: 2	E: 0	K: 0	S: 19	R: 1	H: 2	E: 0	K: 0	S: 11	1B: 5	SF: 0	2B: 1	SAC: 1	3B: 0	DP: 3	HR: 2	HBP: 0	WP: 0	PA: 38
--------------	------	------	------	------	------	------	------	------	------	------	------	------	------	------	------	------	------	------	------	------	------	------	------	------	------	------	------	------	------	------	------	------	------	------	------	------	------	------	------	-------	------	------	------	------	------	------	------	------	------	-------	------	------	------	------	-------	------	------	------	------	------	------	------	------	------	------	------	------	------	------	-------	------	------	------	------	-------	-------	-------	-------	--------	-------	-------	-------	--------	-------	--------

PITCHER	IP	WLS	BF	H	R	ER	SO	BB	IBB	HBP	BLK	WP	HR	S	P	ERA	WHIP
Jamie Moyer, L ERA: 5.22 (1, 1)	8.0		28	5	2	2	7	0	0	0	0	0	2	67	106	2.25	0.625
Rafael Carmona, R ERA: 3.86 (9, 1)	0.1		3	0	0	0	0	1	1	0	0	0	0	2	10	0.00	3.000
46 Jordan Zimmerman, L ERA: 7.71 (9, 1)	0.0		1	0	0	0	0	1	0	0	0	0	0	1	5	∞	∞
Jose Mesa, R ERA: 7.71 (9, 1)	1.0	L	6	2	1	1	0	2	0	0	0	0	0	5	15	9.00	4.000

Batter	1	2	3	4	5	6	7	8	9	AB R H RBI BB SO LOB	TOP														
Brian Hunter, R OBP: 0.315, SLG: 0.337 (1, 7)	2-1 G6-3		0-1 F8			2-3 K	2-0 G5-3		0-1 G1-3	5 0 0 0 0 1 2															
Alex Rodriguez, R OBP: 0.457, SLG: 0.736 (1, 6)	3-3 K			2-2 G6-3		4-2 BB BB		3-2 F7		3 0 0 0 1 1 0															
Ken Griffey Jr., L OBP: 0.417, SLG: 0.647 (1, 8)	0-0 CS 1B			2-1 F8		4-1 SAFE SAFE BB		1-0 F8		3 0 1 0 1 0 0															
Edgar Martinez, R OBP: 0.443, SLG: 0.554 John Mabry, L OBP: 0.299, SLG: 0.421 (1, 3) (8, 3)	2-1 CS 1-2	1-2 G6-3		1-2 E6		1-1 L9		2-1 HR		4 1 1 1 0 0 2 0 0 0 0 0 0 0															
Raul Ibanez, L OBP: 0.375, SLG: 0.391 (1, 9)		2-2 G5-3		0-0 F7			1-1 E5 SH1-3 2B	0-0 S 1B		4 1 1 0 0 0 1															
Russ Davis, R OBP: 0.303, SLG: 0.533 (1, 5)		1-1 G4-3			3-3 K		0-0 SH1-3	1-3 K		3 0 0 0 0 2 1															
Tom Lampkin, L OBP: 0.359, SLG: 0.509 (1, 2)			1-2 HR		0-2 L9		3-1 1B 2B		1-3 K	4 2 2 2 0 1 0															
David Bell, R OBP: 0.332, SLG: 0.505 (1, 4)			3-3 K		0-1 G6-3		0-1 F8		2-0 F9	4 0 0 0 0 1 1															
Freddy Garcia, R OBP: 0.333, SLG: 0.333 Butch Huskey, R OBP: 0.405, SLG: 0.599 Jose Paniagua, R (9, 1) (9, 1)			0-0 G6-3			2-2 G6-3	0-0 1B		1-0 1B	3 0 1 1 0 0 0 1 0 1 0 0 0 0 0 0 0 0 0 0 0															
Inning Stats	R: 0 E: 0 K: 1 S: 8	H: 1 LOB: 0 BB: 0 P: 15	R: 0 E: 0 K: 0 S: 9	H: 0 LOB: 0 BB: 0 P: 13	R: 1 E: 0 K: 1 S: 11	H: 1 LOB: 0 BB: 0 P: 15	R: 0 E: 1 K: 0 S: 9	H: 0 LOB: 1 BB: 0 P: 14	R: 0 E: 0 K: 1 S: 8	H: 0 LOB: 0 BB: 0 P: 11	R: 0 E: 0 K: 1 S: 17	H: 0 LOB: 2 BB: 2 P: 30	R: 2 E: 1 K: 0 S: 9	H: 2 LOB: 1 BB: 0 P: 15	R: 1 E: 0 K: 1 S: 11	H: 2 LOB: 1 BB: 0 P: 18	R: 0 E: 0 K: 1 S: 8	H: 1 LOB: 1 BB: 0 P: 12	1B: 4 2B: 1 3B: 0 HR: 2	SF: 0 SAC: 1 DP: 0 HBP: 0	WP: 0 PB: 0 SB: 1 CS: 1	PA: 38			
PITCHER Andy Ashby, R ERA: 3.65 Donne Wall, R ERA: 3.0	IP 8.0 1.0	WLS L 4	BF 33 4	H 6 1	R 4 0	ER 2 0	SO 5 1	BB 2 0	IBB 0 0	HBP 0 0	BLK 0 0	WP 0 0	HR 2 0	S 82 8	P 131 12	ERA 2.25 0.00	WHIP 1.000 1.000								

Seattle Mariners @ San Diego Padres
Qualcomm Stadium, San Diego, CA

Sun Jun 06 1999, 4:05 PM EDT
Att. 31,761 - Sunny - 72 F

livebaseballscorecards.com

AB 34
R 4
H 7
RBI 4
BB 2
SO 6
LOB 7



Batter	1	2	3	4	5	6	7	8	9	AB	R	H	RBI	BB	SO	LOB
Damian Jackson, R OBP: 0.322, SLG: 0.383 (1, 6)	1-1 G4-3 ①		1-0 S 1B ③		4-2 BB ③			0-2 2B ②		3	0	2	1	1	0	0
Mike Darr, L OBP: 0.368, SLG: 0.250 (1, 9)	2-3 K ②		2-2 G1-3 ③		0-1 F8 ③			2-1 F7 ②		4	0	0	0	0	1	4
Dave Magadan, L OBP: 0.375, SLG: 0.378 (1, 5)	1-1 L9 ③			2-2 F8 ①			4-1 CS BB ③	3-2 G4-3 ③		3	0	0	0	1	0	1
John Vander Wal, L OBP: 0.396, SLG: 0.457 (1, 3)		1-3 K ①		1-0 FC4-6 1B ②		2-2 F7 ①		1-1 G1-3 ①		4	0	1	0	0	1	1
Phil Nevin, R OBP: 0.267, SLG: 0.436 (1, 2)		1-2 G6-3 ②		1-2 FC4-6 ②		3-3 K ③		0-3 K ②		4	0	0	0	0	2	2
Ruben Rivera, R OBP: 0.235, SLG: 0.391 (1, 8)		2-3 K ③		0-0 P5 ③			3-2 F7 ①	1-0 L7 ③		4	0	0	0	0	1	1
Gary Matthews, S OBP: 0.500, SLG: 0.200 (1, 7)			1-1 E 1B ①		4-2 G5-3 BB ①		0-0 G3 ②			2	1	1	0	1	0	0
Ed Giovanola, L OBP: 0.351, SLG: 0.258 (1, 4)			3-3 K ①		1-0 F7 ①		2-2 G4-3 ③			3	0	0	0	0	1	2
Andy Ashby, R OBP: 0.083, SLG: 0.087 Quilvio Veras, S (8, PH) Donne Wall, R (9, 1)			1-0 G6-3 ②		0-0 G5-3 ②			1-1 L7 ①		2	0	0	0	0	0	2
										1	0	0	0	0	0	0
										0	0	0	0	0	0	0

Inning Stats	R: 0	H: 0	R: 0	H: 0	R: 1	H: 2	R: 0	H: 1	R: 0	H: 0	R: 0	H: 0	R: 0	H: 1	R: 0	H: 0	R: 0	H: 0	R: 0	H: 0	1B: 3	SF: 0	WP: 0	PA: 33
	E: 0	LOB: 0	E: 0	LOB: 0	E: 1	LOB: 1	E: 0	LOB: 1	E: 0	LOB: 2	E: 0	LOB: 1	E: 0	LOB: 1	E: 0	LOB: 0	E: 0	LOB: 0	E: 0	LOB: 0	2B: 2	SAC: 0	PB: 0	
	K: 1	BB: 0	K: 2	BB: 0	K: 1	BB: 0	K: 0	BB: 0	K: 0	BB: 2	K: 1	BB: 1	K: 0	BB: 0	K: 0	BB: 0	K: 1	BB: 0	K: 1	BB: 0	3B: 0	DP: 1	SB: 1	
	S: 8	P: 12	S: 9	P: 13	S: 10	P: 18	S: 9	P: 13	S: 8	P: 17	S: 7	P: 16	S: 7	P: 12	S: 12	P: 18	S: 6	P: 8	S: 6	P: 8	HR: 0	HBP: 0	CS: 1	

PITCHER	IP	WLS	BF	H	R	ER	SO	BB	IBB	HBP	BLK	WP	HR	S	P	ERA	WHIP
Freddy Garcia, R ERA: 4.22 (1, 1)	8.0	W	30	4	1	0	5	3	0	0	0	0	0	70	119	0.00	0.875
Jose Paniagua, R ERA: 2.91 (9, 1)	1.0	S	3	0	0	0	1	0	0	0	0	0	0	6	8	0.00	0.000


BOTTOM

Seattle Mariners @ San Diego Padres
Qualcomm Stadium, San Diego, CA

Sun Jun 06 1999, 4:05 PM EDT
Att: 31,761 - Sunny - 72 F

livebaseballscorecards.com

AB	30
R	1
H	4
RBI	1
BB	3
SO	6
LOB	13



Batter	1	2	3	4	5	6	7	8	9	AB R H RBI BB SO LOB	TOP														
Tony Phillips, S OBP: 0.352, SLG: 0.465 (1, 4) B F C X (8, 8)	3-2 G5-3 1	1-1 FC5 2-3f			1-3 K 2		4-2 1B 1B BB	2-3 SAFE K 3		4 1 0 0 1 2 5															
Miguel Tejada, R OBP: 0.320, SLG: 0.417 (1, 6) B S X	2-1 1B 2		2-1 L4 1		4-1 1-2 BB		1-2 1B 1B	0-1 G1-3 1		4 0 2 0 1 0 0															
Jason Giambi, L OBP: 0.375, SLG: 0.457 (1, 3) X	0-0 G3 3		1-0 G4-3 2		2-3 K 3		2-2 1-2 2-H 1B	1-3 K 2		5 0 1 1 0 2 2															
Olmedo Saenz, R OBP: 0.370, SLG: 0.417 (1, 5)		2-0 1B 2B	1-2 G6-3 3			0-1 G6-3 1B	2-3 K 2	2-3 K 3		5 1 2 0 0 2 2															
Matt Stairs, L OBP: 0.340, SLG: 0.539 (1, 9)		1-2 FC6-4 1B 2-H		3-1 G4-3 1		0-1 G6-3 1-2f	0-3 K 3			4 0 1 1 0 1 3															
Tim Raines, S OBP: 0.330, SLG: 0.333 (1, 7)		2-0 FC6-4 FC5-2 1-2f		2-1 G1-3 2		1-2 E6 BB		1-0 P8 1		4 0 0 0 0 0 1															
Ryan Christenson, R OBP: 0.228, SLG: 0.217 (1, 8)		1-2 E5 BB		0-0 L7 3		4-0 1-2 BB		0-2 WP SF8 2B		2 0 0 0 1 0 1															
3 Eric Chavez, L OBP: 0.333, SLG: 0.399 (8, PH)		1-3 BB								1 1 1 0 0 0 0															
Buddy Groom, L (8, 1)										0 0 0 0 0 0 0															
Doug Jones, R (8, 1)										0 0 0 0 0 0 0															
A.J. Hinch, R OBP: 0.227, SLG: 0.304 (6, PH)		0-1 FC5-2 FC5 BB			2-0 P3 1	0-0 G1-3 3		4-0 BB 2B		2 0 0 0 0 0 2															
John Jaha, R OBP: 0.387, SLG: 0.556 (6, 1)										1 0 0 0 0 0 2															
Ben Grievie, L OBP: 0.284, SLG: 0.293 (8, PH)										0 0 0 0 0 0 0															
Jorge Valandria, R OBP: 0.222, SLG: 0.278 (8, PR)										0 0 0 0 1 0 0															
Tim Hudson, R OBP: 1.000, SLG: 1.000 (1, 1)		4-2 BB			1-2 BB 1B		0-0 F8 1	2-0 SF8 2		1 0 1 0 1 0 0															
Mike Macfarlane, R OBP: 0.286, SLG: 0.372 (6, 2)										1 0 0 1 0 0 0															
Inning Stats	R: 0 E: 0 K: 0 S: 6	H: 1 LOB: 0 BB: 0 P: 11	R: 1 E: 1 K: 0 S: 17	H: 2 LOB: 3 BB: 1 P: 28	R: 0 E: 0 K: 0 S: 6	H: 0 LOB: 0 BB: 0 P: 10	R: 0 E: 0 K: 0 S: 5	H: 0 LOB: 0 BB: 0 P: 10	R: 0 E: 0 K: 2 S: 13	H: 1 LOB: 2 BB: 1 P: 23	R: 0 E: 1 K: 0 S: 8	H: 1 LOB: 2 BB: 1 P: 13	R: 1 E: 0 K: 2 S: 19	H: 2 LOB: 2 BB: 1 P: 28	R: 1 E: 0 K: 1 S: 9	H: 1 LOB: 1 BB: 1 P: 18	R: 0 E: 0 K: 2 S: 9	H: 0 LOB: 0 BB: 0 P: 12	1B: 6 2B: 2 3B: 0 HR: 0	SF: 1 SAC: 0 DP: 1 HBP: 0	WP: 1 PB: 0 SB: 0 CS: 0	PA: 40			
PITCHER	IP WLS BF H R ER SO BB IBB HBP BLK WP HR S P ERA WHIP																								
Heath Murray, L ERA: 3.63 (1, 1)	5.2		25	5	1	1	2	3	0	0	0	0	0	54	94	1.59	1.412								
Brian Boehringer, R ERA: 3.31 (6, 1)	1.1	H	7	2	1	1	2	1	0	0	0	0	0	20	29	6.75	2.250								
Donne Wall, R ERA: 3.24 (8, 1)	1.0	W	5	1	1	1	1	1	0	0	0	1	0	9	18	9.00	2.000								
Trevor Hoffman, R ERA: 4.24 (9, 1)	1.0	S	3	0	0	0	2	0	0	0	0	0	0	9	12	0.00	0.000								

Oakland Athletics @ San Diego Padres
Qualcomm Stadium, San Diego, CA
Tue Jun 08 1999, 10:05 PM EDT
Att. 17,195 - Unknown - 69 F

livebaseballscorecards.com

AB	34
R	3
H	8
RBI	3
BB	5
SO	7
LOB	18



Batter	1	2	3	4	5	6	7	8	9
Damian Jackson, R OBP: 0.338, SLG: 0.397 (1, 6)	0-1 S S 1B	2-3 K		4-1 G3-6-1 1-2 BB		2-0 1B 2B		4-0 1B IBB	
Mike Darr, L OBP: 0.391, SLG: 0.450 (1, 9)	0-0 F7		0-0 HR	0-0 G3-6-1 1-2f		0-1 S 1B		4-2 1B BB	
Gary Matthews, S OBP: 0.556, SLG: 0.200 (8, PH) (9, 9)									
Eric Owens, R OBP: 0.313, SLG: 0.433 (1, 7)	2-3 K		1-3 K		1-0 E S 1B	3-3 K		0-0 1B	
Greg Myers, L OBP: 0.385, SLG: 0.430 (1, 2)	4-0 1B 1-2 BB		2-0 G4-3		3-3 K		0-0 G4-3	1-3 K	
Jim Leyritz, R OBP: 0.341, SLG: 0.478 (1, 3)	2-2 1B		3-3 K		4-0 BB		0-1 G1-3	2-3 K	
George Arias, R OBP: 0.256, SLG: 0.425 (1, 5)	1-3 K		0-2 BB 1B		1-3 K		4-1 BB		
Brian Boehringer, S (6, 1)									
John Vander Wal, L OBP: 0.402, SLG: 0.457 (7, PH)									
Donne Wall, R (8, 1)									
Trevor Hoffman, R (9, 1)									
Ruben Rivera, R OBP: 0.235, SLG: 0.383 (1, 8)		3-3 K		4-2 1B 1-2 BB	0-3 K		1-3 K		
David Newhan, L OBP: 0.750, SLG: 1.000 (1, 4)		1-2 2B		3-2 BB 1B		2-2 L6		1-2 BB SH1-4 1B	
Heath Murray, L OBP: 0.222, SLG: 0.125 (1, 1)		1-3 K		0-3 K		2-2 P5		0-1 SH1-4	
Ed Giovanola, L OBP: 0.342, SLG: 0.250 (6, 5)									

Inning Stats	R: 1	H: 2	E: 0	K: 2	S: 12	H: 2	LOB: 2	BB: 1	P: 21	R: 0	H: 1	E: 0	K: 3	S: 12	R: 1	H: 1	E: 0	K: 2	S: 8	R: 1	H: 2	E: 0	K: 1	S: 13	R: 0	H: 1	E: 0	K: 3	S: 11	R: 0	H: 2	E: 0	K: 1	S: 15	R: 0	H: 0	E: 0	K: 1	S: 7	R: 2	H: 2	E: 0	K: 2	S: 14	H: 2	LOB: 2	BB: 2	P: 26		

PITCHER	IP	WLS	BF	H	R	ER	SO	BB	IBB	HBP	BLK	WP	HR	S	P	ERA	WHIP
Tim Hudson, R ERA: 5.4 (1, 1)	5.0		25	7	3	3	11	4	0	0	0	0	1	56	98	5.40	2.200
Tim Worrell, R ERA: 4.15 (6, 1)	2.0		9	2	0	0	2	1	0	0	0	0	0	22	36	0.00	1.500
Buddy Groom, L ERA: 6.23 (8, 1)	0.1	L	4	1	2	2	0	1	1	0	0	0	0	7	16	54.00	6.000
Doug Jones, R ERA: 2.47 (8, 1)	0.2		3	1	0	0	2	0	0	0	0	0	0	7	10	0.00	1.500

BOTTOM

Oakland Athletics @ San Diego Padres
Qualcomm Stadium, San Diego, CA

Tue Jun 08 1999, 10:05 PM EDT
Att: 17,195 - Unknown - 69 F

AB	33
R	5
H	11
RBI	5
BB	7
SO	15
LOB	23



WP	PA	ERA	WHIP
0	41		

Batter	1	2	3	4	5	6	7	8	9	AB R H RBI BB SO LOB
Tony Phillips, S OBP: 0.349, SLG: 0.473 (1, 8) B S C S (8, 7)	2-3 K ① X	0-0 G6-3 ②			2-2 G4-3 ①		0-0 HR X		2-3 K ②	5 1 1 1 0 2 2
Miguel Tejada, R OBP: 0.322, SLG: 0.416 (1, 6) C B X (8, 7)	1-1 1B 1B	2-1 G5-3 ③			2-2 G5-3 ②		1-1 E S 1B		0-2 FC5-4 1-2f ③	5 1 2 0 0 0 2
Jason Giambi, L OBP: 0.373, SLG: 0.453 (1, 3) C X (8, 7)	0-1 1B 1B		1-1 F8 ①		3-3 K ③		2-2 SAFE SAFE G3-1 1-3			4 1 1 0 0 1 1
Matt Stairs, L OBP: 0.338, SLG: 0.533 (1, 9) B C X (8, 7)	1-1 FC4-6 1B 1-3 2-H 1B		3-2 G3 ②			1-1 G4-3 ①		2-3 K ①		4 0 1 1 0 1 0
Ben Grieve, L OBP: 0.289, SLG: 0.305 Ryan Christenson, R OBP: 0.228, SLG: 0.217 (1, 7) C B B X (8, 8)	2-1 FC4-6 1B 1-2 3-H 1B		3-3 K ③			1-0 2B X		2-1 G4-3 ②		4 0 2 1 0 1 0 0 0 0 0 0 0 0
3 Eric Chavez, L OBP: 0.331, SLG: 0.390 (1, 5) B B X (8, 7)	2-0 FC4-6 1-2f 2-3 ②			3-3 K ①		0-0 F8 ②		4-0 FC6-4 BB		3 0 0 0 1 1 3
Mike Macfarlane, R OBP: 0.284, SLG: 0.366 (1, 2) S B C S (8, 7)	1-3 K ③			2-2 1B X		0-0 F7 ③		2-1 FC6-4 1-2f ③		4 0 1 0 0 1 4
Scott Spiezio, S OBP: 0.283, SLG: 0.305 Jorge Velandia, R OBP: 0.211, SLG: 0.263 (1, 4) B B C B X (7, 4)		4-2 WP SH3-4 BB		2-1 F8 ②			2-1 L8 ①		1-0 P4 ①	2 0 0 0 1 0 1 1 0 0 0 0 0 0
Jimmy Haynes, R T.J. Mathews, R John Jaha, R OBP: 0.391, SLG: 0.556 Tim Hudson, R OBP: 1.000, SLG: 1.000 Billy Taylor, R (1, 1) (8, 1) (9, PH) (9, PR) (9, 1)		1-0 SH3-4 ①		0-0 G6-3 ③			1-1 F8 ②		4-1 FC5-4 BB ③	2 0 0 0 0 0 1 0 0 0 0 0 0 0 0 0 0 0 1 0 0 0 0 0 0 0 0 0

Inning Stats	R: 2 E: 0 K: 2 S: 15	H: 4 LOB: 2 BB: 0 P: 24	R: 0 E: 0 K: 0 S: 6	H: 0 LOB: 1 BB: 1 P: 13	R: 0 E: 0 K: 1 S: 8	H: 0 LOB: 0 BB: 0 P: 15	R: 0 E: 0 K: 1 S: 9	H: 1 LOB: 1 BB: 0 P: 16	R: 0 E: 0 K: 1 S: 13	H: 0 LOB: 0 BB: 0 P: 20	R: 0 E: 0 K: 0 S: 5	H: 1 LOB: 1 BB: 0 P: 7	R: 1 E: 0 K: 0 S: 11	H: 2 LOB: 1 BB: 0 P: 16	R: 0 E: 0 K: 1 S: 7	H: 0 LOB: 1 BB: 1 P: 17	R: 0 E: 0 K: 1 S: 9	H: 0 LOB: 1 BB: 1 P: 16	1B: 6 2B: 1 3B: 0 HR: 1	SF: 0 SAC: 1 DP: 0 HBP: 0	WP: 1 PB: 0 SB: 1 CS: 0	PA: 38
--------------	-------------------------------	----------------------------------	------------------------------	----------------------------------	------------------------------	----------------------------------	------------------------------	----------------------------------	-------------------------------	----------------------------------	------------------------------	---------------------------------	-------------------------------	----------------------------------	------------------------------	----------------------------------	------------------------------	----------------------------------	----------------------------------	------------------------------------	----------------------------------	--------


PITCHER	IP	WLS	BF	H	R	ER	SO	BB	IBB	HBP	BLK	WP	HR	S	P	ERA	WHIP
Matt Clement, R ERA: 4.99 (1, 1)	6.2	L	29	8	3	3	5	1	0	0	0	1	1	63	106	4.05	1.350
Carlos Reyes, R ERA: 3.41 (7, 1)	1.1		5	0	0	0	1	1	0	0	0	0	0	11	22	0.00	0.750
Dan Miceli, R ERA: 4.68 (9, 1)	1.0		4	0	0	0	1	1	0	0	0	0	0	9	16	0.00	1.000

TOP

Oakland Athletics @ San Diego Padres
Qualcomm Stadium, San Diego, CA

Wed Jun 09 1999, 10:35 PM EDT
Att. 15,896 - Unknown - 66 F

AB	34
R	3
H	8
RBI	3
BB	3
SO	7
LOB	14



Batter	1	2	3	4	5	6	7	8	9	AB R H RBI BB SO LOB
Damian Jackson, R (1, 6) OBP: 0.329, SLG: 0.385	3-2 F9 ①		0-3 K ③		1-2 L4-6 ②			2-2 G3-1 ③		4 0 0 0 0 1 2
Mike Darr, L (1, 9) OBP: 0.333, SLG: 0.375	3-3 K ②			0-1 P6 ①		0-3 K ①			0-0 G3 ①	4 0 0 0 0 2 0
Eric Owens, R (1, 7) OBP: 0.319, SLG: 0.431	1-0 1B			4-2 BLK BB		0-2 F8 ②			2-1 L6 ②	3 0 1 0 0 1 0 0
Dave Magadan, L (1, 3) OBP: 0.371, SLG: 0.374	1-2 P7 ③			0-1 F7 ②		1-0 F8 ③			2-2 1B 1B	4 0 1 0 0 0 2
Greg Myers, L (1, 2) OBP: 0.389, SLG: 0.427		3-2 G4-3 ①		4-2 BB		1-2 G4-3 ①			0-1 FC6-4 1B	3 0 1 0 0 1 0 0
David Newhan, L (1, 4) OBP: 0.429, SLG: 0.571		1-1 F9 ②		2-3 K ③		0-1 P6 ②			1-1 FC6-4 ③	3 0 0 0 0 0 1 2
John Vander Wal, L (9, PH) OBP: 0.398, SLG: 0.453									1-2f	1 0 0 0 0 0 2
Ruben Rivera, R (1, 8) OBP: 0.237, SLG: 0.378		3-1 G4-3 ③			4-2 L4-6 1B BB		3-2 P6 ③			2 0 0 0 0 1 0 0
George Arias, R (1, 5) OBP: 0.258, SLG: 0.422			2-3 K ①		1-1 1B			2-3 K ①		3 0 1 0 0 0 2 0
Matt Clement, R (1, 1) OBP: 0.059, SLG: 0.059					1-2 1B					
Carlos Reyes, S (7, 1)										
Quilvio Veras, S (8, PH) OBP: 0.341, SLG: 0.342			2-2 G4-3 ②		0-3 K ①			1-3 K ②		2 0 0 0 0 0 1 2
Dan Miceli, R (9, 1)										0 0 0 0 0 0 0 0

Inning Stats	R: 0 E: 0 K: 1 S: 10	H: 1 LOB: 1 BB: 0 P: 18	R: 0 E: 0 K: 0 S: 7	H: 0 LOB: 0 BB: 0 P: 14	R: 0 E: 0 K: 2 S: 10	H: 0 LOB: 0 BB: 0 P: 14	R: 0 E: 0 K: 1 S: 15	H: 0 LOB: 2 BB: 2 P: 25	R: 0 E: 0 K: 1 S: 11	H: 1 LOB: 1 BB: 1 P: 17	R: 0 E: 0 K: 1 S: 7	H: 0 LOB: 0 BB: 0 P: 8	R: 0 E: 0 K: 0 S: 10	H: 0 LOB: 0 BB: 0 P: 14	R: 0 E: 0 K: 2 S: 10	H: 0 LOB: 0 BB: 0 P: 15	R: 0 E: 0 K: 0 S: 10	H: 2 LOB: 2 BB: 0 P: 15	1B: 4 2B: 1 3B: 0 HR: 0	SF: 0 SAC: 0 DP: 1 HBP: 0
--------------	-------------------------------	----------------------------------	------------------------------	----------------------------------	-------------------------------	----------------------------------	-------------------------------	----------------------------------	-------------------------------	----------------------------------	------------------------------	---------------------------------	-------------------------------	----------------------------------	-------------------------------	----------------------------------	-------------------------------	----------------------------------	----------------------------------	------------------------------------

PITCHER	IP	WLS	BF	H	R	ER	SO	BB	IBB	HBP	BLK	WP	HR	S	P	ERA	WHIP
Jimmy Haynes, R (1, 1) ERA: 4.78	7.0	W	25	2	0	0	6	3	0	0	1	0	0	70	110	0.00	0.714
T.J. Mathews, R (8, 1) ERA: 3.04	1.0	H	3	0	0	0	2	0	0	0	0	0	0	10	15	0.00	0.000
Billy Taylor, R (9, 1) ERA: 2.13	1.0	S	5	2	0	0	0	0	0	0	0	0	0	10	15	0.00	2.000

BOTTOM

Oakland Athletics @ San Diego Padres
Qualcomm Stadium, San Diego, CA

Wed Jun 09 1999, 10:35 PM EDT
Att: 15,896 - Unknown - 66 F

AB	30
R	0
H	4
RBI	0
BB	3
SO	8
LOB	10

WP: 0 PA: 33
PB: 0
SB: 0
CS: 0



PITCHER	IP	WLS	BF	H	R	ER	SO	BB	IBB	HBP	BLK	WP	HR	S	P	ERA	WHIP
---------	----	-----	----	---	---	----	----	----	-----	-----	-----	----	----	---	---	-----	------

Batter	1	2	3	4	5	6	7	8	9	AB	R	H	RBI	BB	SO	LOB	TOP										
Tony Phillips, S OBP: 0.347, SLG: 0.469 Doug Jones, R (7, 1)	2-1 F8			2-2 L3		1-1 BB 1B BB 1B	0-0 G5-3			4	1	1	0	0	0	1											
Miguel Tejada, R OBP: 0.325, SLG: 0.415 (1, 6)	1-1 P6			2-2 G3 HBP		0-0 BB 1B BB 1B		1-2 G4-3		3	0	1	0	0	0	0											
Matt Stairs, L OBP: 0.336, SLG: 0.525 (1, 9)	2-1 F8			2-2 G3		4-1 BB BB		2-3 K		3	0	0	0	1	1	1											
John Jaha, R OBP: 0.394, SLG: 0.548 Jorge Velandia, R OBP: 0.211, SLG: 0.263 (8, 4)		1-1 P9		2-0 G3-1		4-2 BB BB		4-1 S BB		2	0	0	1	2	0	1											
Olmedo Saenz, R OBP: 0.359, SLG: 0.402 (8, 3)		1-3 K			3-1 L9	1-3 K		3-3 K		4	0	0	0	0	3	4											
Tim Raines, S OBP: 0.330, SLG: 0.344 Scott Spiezo, S OBP: 0.281, SLG: 0.303 (8, 5)		2-2 L5			1-0 2B	0-0 P3			2-2 K	3	0	1	0	0	0	3											
Ryan Christenson, R OBP: 0.214, SLG: 0.204 3 Eric Chavez, L OBP: 0.329, SLG: 0.387 (9, PH)			1-1 G5-3		1-0 P3		3-2 F7		1-3 K	3	0	0	0	0	0	1											
A.J. Hinch, R OBP: 0.230, SLG: 0.304 Jason Giambi, L OBP: 0.372, SLG: 0.451 (9, PH)			2-3 K		3-2 F8		1-1 WP 1B		3-3 K	3	0	1	0	0	1	1											
Gil Heredia, R Buddy Groom, L Ben Grieve, L OBP: 0.287, SLG: 0.303 (6, 7)		0-0 P4				1-3 K	2-2 F8			2	0	0	0	0	1	0											
Inning Stats	R: 0 E: 0 K: 0 S: 6	H: 0 LOB: 0 BB: 0 P: 11	R: 0 E: 0 K: 1 S: 8	H: 0 LOB: 0 BB: 0 P: 12	R: 0 E: 0 K: 1 S: 6	H: 0 LOB: 0 BB: 0 P: 9	R: 0 E: 0 K: 0 S: 9	H: 0 LOB: 1 BB: 0 P: 17	R: 0 E: 0 K: 0 S: 7	H: 1 LOB: 1 BB: 0 P: 15	R: 1 E: 0 K: 2 S: 13	H: 2 LOB: 3 BB: 2 P: 24	R: 0 E: 0 K: 0 S: 10	H: 1 LOB: 1 BB: 0 P: 16	R: 0 E: 0 K: 2 S: 13	H: 0 LOB: 2 BB: 1 P: 23	R: 0 E: 0 K: 3 S: 14	H: 0 LOB: 0 BB: 0 P: 20	1B: 3 2B: 1 3B: 0 HR: 0	SF: 0 SAC: 0 DP: 0 HBP: 1	WP: 1 PB: 0 SB: 1 CS: 0	PA: 35					
PITCHER	IP	WLS	BF	H	R	ER	SO	BB	IBB	HBP	BLK	WP	HR	S	P	ERA	WHIP										
Sterling Hitchcock, L ERA: 4.86 Will Cunnane, R ERA: Trevor Hoffman, R ERA: 4.07	(1, 1) 7.0 (8, 1) 1.0 (9, 1) 1.0	W H S	28 4 3	4 0 0	1 0 0	1 0 0	4 2 3	2 1 0	0 0 0	1 0 0	0 0 0	1 0 0	0 0 0	59 13 14	104 23 20	1.29 0.00 0.00	0.857 1.000 0.000										

Oakland Athletics @ San Diego Padres
Qualcomm Stadium, San Diego, CA
Thu Jun 10 1999, 5:05 PM EDT
Att. 20,024 - Sunny - 70 F

livebaseballscorecards.com

AB	31
R	1
H	4
RBI	1
BB	3
SO	9
LOB	13



Batter	1	2	3	4	5	6	7	8	9	AB	R	H	RBI	BB	SO	LOB
Damian Jackson, R OBP: 0.327, SLG: 0.381 (1, 6)	3-1 G6-4-3 1B		1-2 G6-3		1-1 F8			1-0 L7		4	0	1	0	0	0	1
Mike Darr, L OBP: 0.323, SLG: 0.357 (1, 9)	1-2 F8		0-1 G3			1-2 1B 1B		0-0 F9		4	0	1	0	0	0	1
Eric Owens, R OBP: 0.324, SLG: 0.433 (1, 7)	1-0 G6-4-3 1-2f		2-0 G5-3			1 SAFE 1-2 G4-6-3 1B		0-1 1B		4	0	2	0	0	0	1
John Vander Wal, L OBP: 0.385, SLG: 0.434 Trevor Hoffman, R (9, 1)		3-2 L9		1-2 K		1-3 K		2-3 K		4	0	0	0	0	3	3
Dave Magadan, L OBP: 0.364, SLG: 0.365 (9, 3)		3-2 L3		3-3 K		1-0 G4-6-3 1-2f				3	0	0	0	0	1	2
Jim Leyritz, R OBP: 0.341, SLG: 0.474 Will Cunnane, R David Newhan, L OBP: 0.429, SLG: 0.571 (9, 4)		0-0 BB E 1B		2-1 F8			3-3 K			3	1	1	0	0	1	0
Gary Matthews, S OBP: 0.583, SLG: 0.286 (1, 8)		4-1 E BB 1B			1-0 G6-3 1B		0-1 G6-3			2	1	1	0	1	0	0
Ed Giovanola, L OBP: 0.341, SLG: 0.314 (9, 5)		3-2 E8 1-H 2-H		3-2 G6-3		3-2 1 SAFE 1 SAFE G6-3		0-0 3B		3	0	1	0	0	0	1
Sterling Hitchcock, L OBP: 0.167, SLG: 0.130 Phil Nevin, R OBP: 0.264, SLG: 0.432 (7, PH) (8, 2)		0-3 K		0-0 G5-3			0-1 G5-3			2	0	0	0	0	1	2

Inning Stats	R: 0	H: 1	E: 0	LOB: 0	K: 0	BB: 0	S: 6	P: 11	R: 2	H: 1	E: 1	LOB: 1	K: 1	BB: 1	S: 17	P: 30	R: 0	H: 0	E: 0	LOB: 0	K: 0	BB: 0	S: 6	P: 9	R: 0	H: 0	E: 0	LOB: 0	K: 2	BB: 0	S: 9	P: 15	R: 0	H: 1	E: 0	LOB: 1	K: 0	BB: 0	S: 8	P: 13	R: 0	H: 2	E: 0	LOB: 1	K: 1	BB: 0	S: 9	P: 12	R: 0	H: 1	E: 0	LOB: 1	K: 1	BB: 0	S: 8	P: 11	R: 0	H: 1	E: 0	LOB: 1	K: 1	BB: 0	S: 8	P: 11
PITCHER	IP	WLS	BF	H	R	ER	SO	BB	IBB	HBP	BLK	WP	HR	S	P	ERA	WHIP																																															
Gil Heredia, R ERA: 4.96 (1, 1)	5.0	L	21	5	2	0	3	1	0	0	0	0	0	51	84	0.00	1.200																																															
Buddy Groom, L ERA: 5.89 (6, 1)	1.0		2	0	0	0	1	0	0	0	0	0	0	4	6	0.00	0.000																																															
Doug Jones, R ERA: 2.36 (7, 1)	2.0		8	2	0	0	2	0	0	0	0	0	0	16	22	0.00	1.000																																															

BOTTOM

Oakland Athletics @ San Diego Padres
Qualcomm Stadium, San Diego, CA

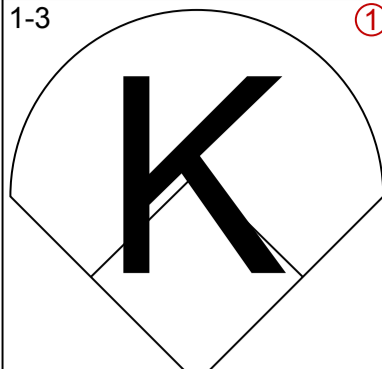
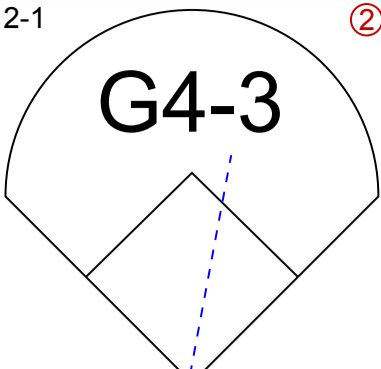
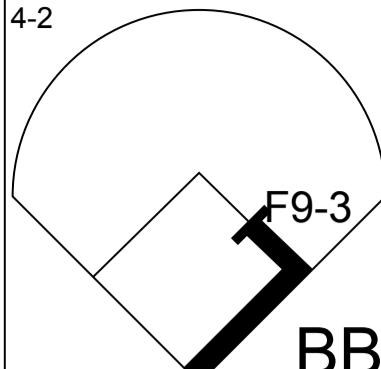
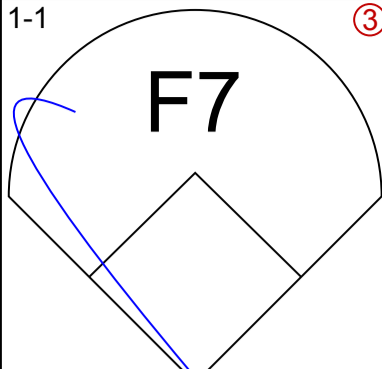
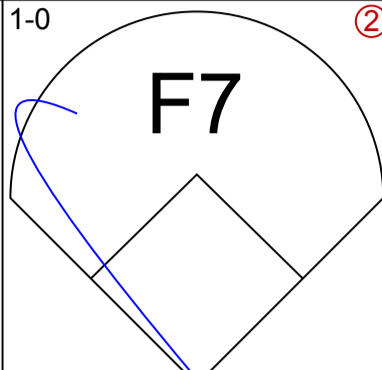
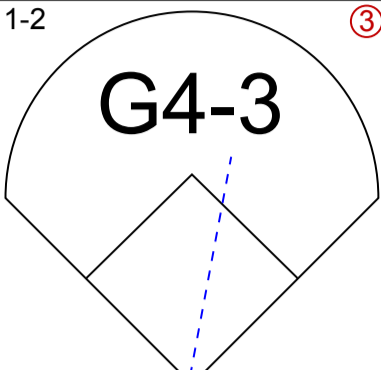
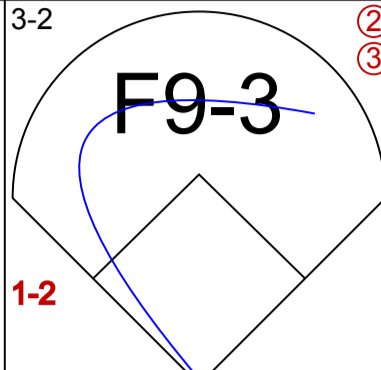
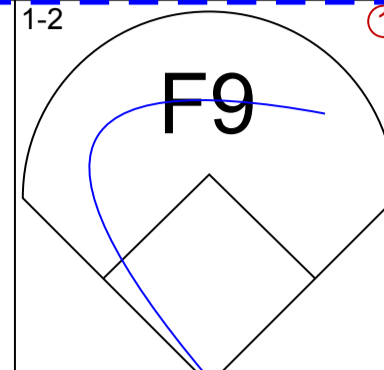
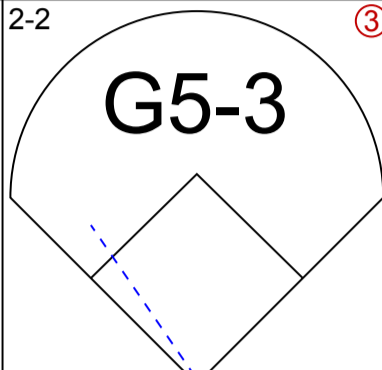
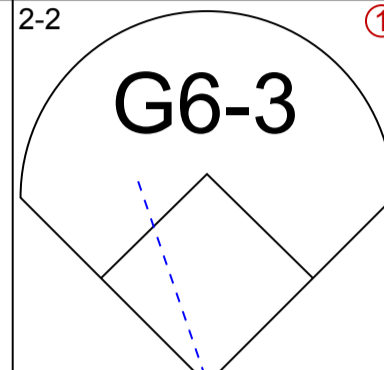
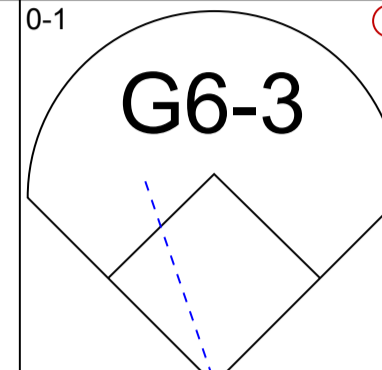
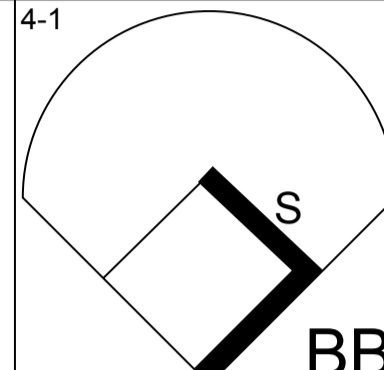
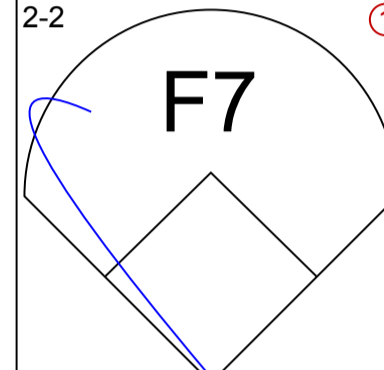
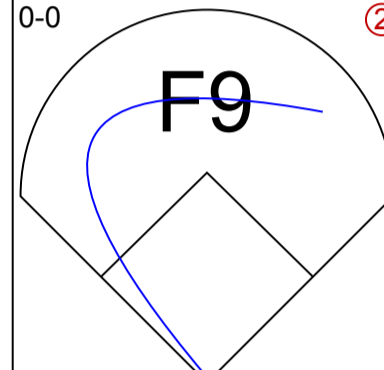
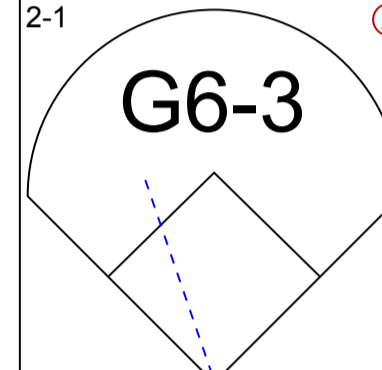
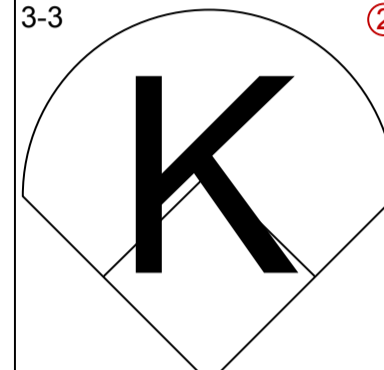
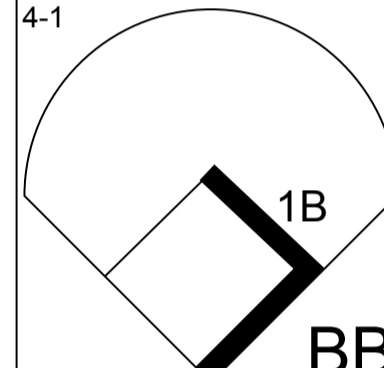
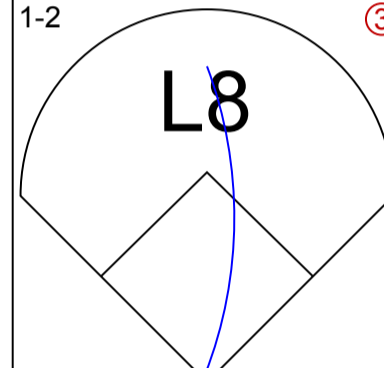
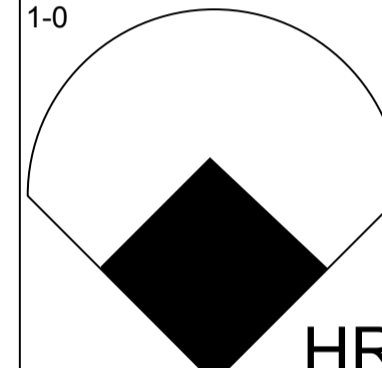
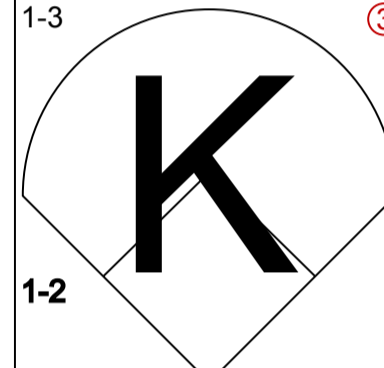
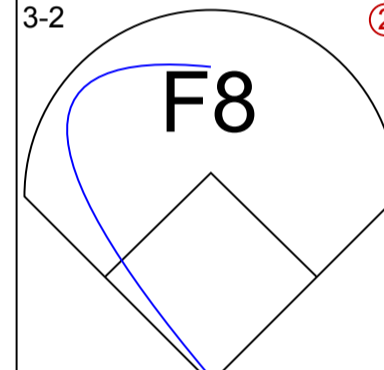
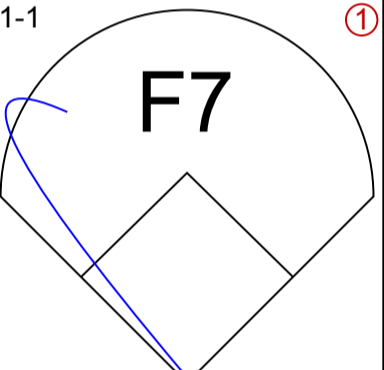
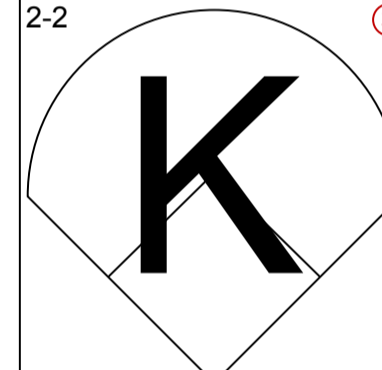
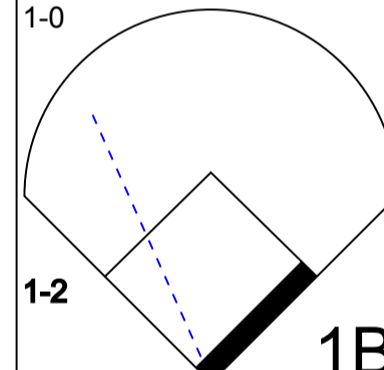
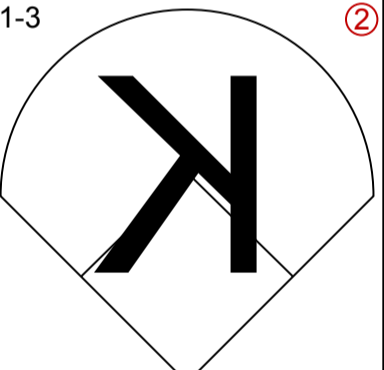
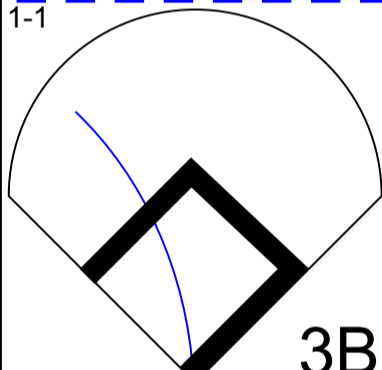
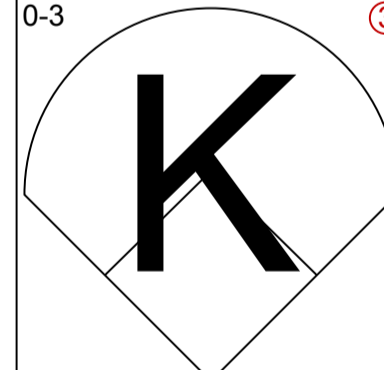
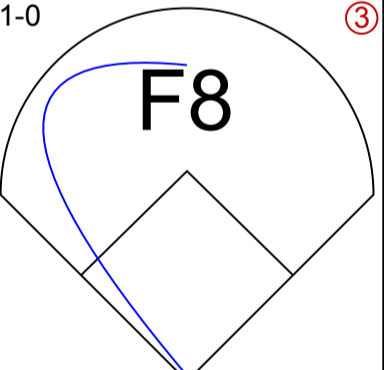
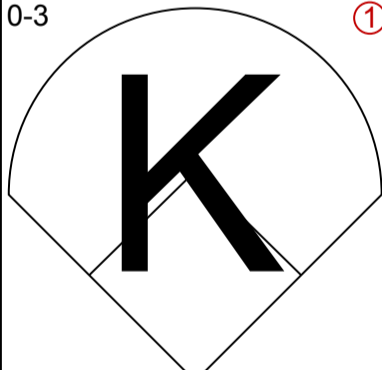
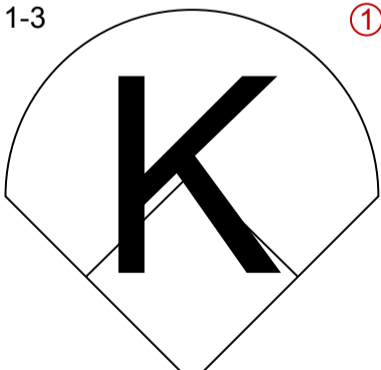
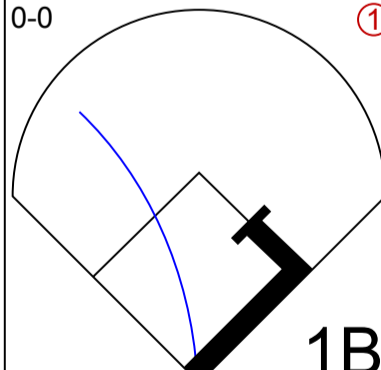
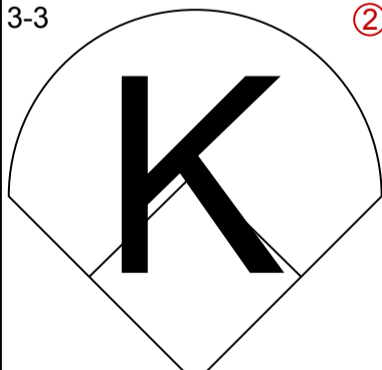
Thu Jun 10 1999, 5:05 PM EDT
Att. 20,024 - Sunny - 70 F

AB	30
R	2
H	7
RBI	0
BB	1
SO	6
LOB	12

WP: 0 PA: 31
PB: 0
SB: 0
CS: 0



1B	2B	3B	HR	SF	SAC	DP	HBP	WP	HR	S	P	ERA	WHIP
6	0	1	0	0	2	0	0	0	0	0	0	0.00	1.000

Batter	1	2	3	4	5	6	7	8	9	AB R H RBI BB SO LOB	TOP											
Damian Jackson, R (1, 6) OBP: 0.325, SLG: 0.373	1-3 		2-1 			4-2 		1-1 		3 0 0 0 1 1 1												
David Newhan, L (1, 4) OBP: 0.300, SLG: 0.400 Phil Nevin, R (9, PH) OBP: 0.262, SLG: 0.427	1-0 		1-2 			3-2 		1-2 		3 0 0 0 0 0 1 1 0 0 0 0 0 0												
Eric Owens, R (1, 7) OBP: 0.322, SLG: 0.423	2-2 				2-2 		0-1 		4-1 	3 0 0 0 1 0 0												
Dave Magadan, L (1, 3) OBP: 0.356, SLG: 0.357 Jim Leyritz, R (9, PH) OBP: 0.338, SLG: 0.470		2-2 		0-0 		2-1 		3-3 		3 0 0 0 0 0 0 1 0 0 0 0 1 1												
Greg Myers, L (1, 2) OBP: 0.397, SLG: 0.457 Gary Matthews, S (9, PH) OBP: 0.538, SLG: 0.250			4-1 		1-2 		1-0 		1-3 	2 1 1 1 1 0 0 1 0 0 0 0 1 1												
Mike Darr, L (1, 9) OBP: 0.294, SLG: 0.323		3-2 			1-1 		2-2 			3 0 0 0 0 1 1												
Ruben Rivera, R (1, 8) OBP: 0.245, SLG: 0.397		1-0 			1-3 			1-1 		3 0 2 0 0 1 0												
George Arias, R (1, 5) OBP: 0.253, SLG: 0.413 John Vander Wal, L (8, PH) OBP: 0.381, SLG: 0.430		0-3 			1-0 			0-3 		2 0 0 0 0 1 2 1 0 0 0 0 1 1												
Woody Williams, R (1, 1) OBP: 0.207, SLG: 0.222 Quilvio Veras, S (8, PH) OBP: 0.339, SLG: 0.340 Dan Miceli, R (8, 1)			1-3 			0-0 		3-3 		2 0 1 0 0 1 0 1 0 0 0 0 1 1 0 0 0 0 0 0 0												
Inning Stats	R: 0 E: 0 K: 1 S: 7	H: 0 LOB: 0 BB: 0 P: 11	R: 0 E: 0 K: 1 S: 14	H: 1 LOB: 2 BB: 1 P: 24	R: 0 E: 0 K: 1 S: 9	H: 0 LOB: 0 BB: 0 P: 13	R: 0 E: 0 K: 0 S: 7	H: 0 LOB: 0 BB: 0 P: 10	R: 0 E: 0 K: 1 S: 7	H: 0 LOB: 0 BB: 0 P: 10	R: 0 E: 0 K: 0 S: 7	H: 1 LOB: 0 BB: 1 P: 14	R: 1 E: 0 K: 1 S: 8	H: 1 LOB: 0 BB: 0 P: 13	R: 0 E: 0 K: 2 S: 10	H: 1 LOB: 1 BB: 0 P: 15	R: 0 E: 0 K: 2 S: 12	H: 0 LOB: 1 BB: 1 P: 21	1B: 2 2B: 1 3B: 1 HR: 1	SF: 0 SAC: 0 DP: 1 HBP: 0	WP: 0 PB: 0 SB: 1 CS: 0	PA: 32
PITCHER	IP WLS BF H R ER SO BB IBB HBP BLK WP HR S P ERA WHIP																					
Sean Bergman, R (1, 1) ERA: 4.28	7.0 W 24 3 1 1 5 2 0 0 0 0 0 1 59 95 1.29 0.714																					
Scott Elarton, R (8, 1) ERA: 2.76	1.0 H 4 1 0 0 2 0 0 0 0 0 0 0 10 15 0.00 1.000																					
Billy Wagner, L (9, 1) ERA: 2.45	1.0 S 4 0 0 0 2 1 0 0 0 0 0 0 12 21 0.00 1.000																					

San Diego Padres @ Houston Astros
 Astrodome, Houston, TX
 Fri Jun 11 1999, 8:05 PM EDT
 Att. 38,425 - Dome - 72 F

livebaseballscorecards.com

AB	29
R	1
H	4
RBI	1
BB	3
SO	9
LOB	9



BOTTOM

San Diego Padres @ Houston Astros

Astrodome, Houston, TX

Fri Jun 11 1999, 8:05 PM EDT

Att: 38,425 - Dome - 72 F

livebaseballscorecards.com

AB	26
R	2
H	5
RBI	2
BB	6
SO	5
LOB	20



WP: 1 PA: 34

PB: 0

SB: 2

CS: 2

AB R H RBI BB SO LOB

3 0 1 0 1 1 3

4 0 0 0 0 0 5

2 0 0 0 2 1 0

4 1 2 0 0 1 3

3 1 0 0 1 1 3

2 0 1 0 1 0 0

2 0 0 1 1 0 1

3 0 1 1 0 0 1

2 0 0 0 0 1 4

1 0 0 0 0 0 0

0 0 0 0 0 0 0

0 0 0 0 0 0 0

1B: 4 SF: 0

2B: 1 SAC: 0

3B: 0 DP: 1

HR: 0 HBP: 0

WP HR S P

ERA WHIP

Batter	1	2	3	4	5	6	7	8	9
Craig Biggio, R OBP: 0.372, SLG: 0.449 (1, 4)	4-2 S 5 BB BB		1-2 F8	2-3 K			1-1 5 CS 2B		
Bill Spiers, L OBP: 0.361, SLG: 0.432 (1, 5)	0-1 F8		0-2 G4-3	1-1 P5			2-2 P9		
5 Jeff Bagwell, R OBP: 0.472, SLG: 0.700 (1, 3)	4-2 SAFE 1-2 S BB		1-3 K		0-0 G5-3		0-2 CS 2-3	4-0 G5-4-3 BB	
Derek Bell, R OBP: 0.302, SLG: 0.372 (1, 9)	3-3 K			0-0 BB WP BB 1B	0-0 CS 1B		0-2 G5-4-3 1-2f		
Carl Everett, S OBP: 0.364, SLG: 0.431 (1, 8)	3-1 P4			4-2 BB BB 1-2 1B BB	0-0 P4		3-3 K		
Richard Hidalgo, R OBP: 0.329, SLG: 0.517 (1, 7)		2-0 1B		4-2 1B BB 1-2 2-3 BB	3-2 CS 1-2	2-0 P5			
Tony Eusebio, R OBP: 0.375, SLG: 0.333 (1, 2)		1-0 F9		4-2 1B 1-2 2-3 BB		2-1 F9			
Ricky Gutierrez, R OBP: 0.419, SLG: 0.442 (1, 6)		0-0 F9		1-1 1-2 2-3 3-H 1B		2-2 G4-3			
Sean Bergman, R OBP: 0.125, SLG: 0.375 Alex Diaz, S OBP: 0.261, SLG: 0.341 Scott Elarton, R Billy Wagner, L		0-0 P5		1-3 K		1-2 G6-3			

Inning Stats	R: 0	H: 0	E: 0	K: 1	S: 14	R: 0	H: 1	E: 0	K: 0	S: 4	R: 0	H: 0	E: 0	K: 1	S: 9	R: 2	H: 2	E: 0	K: 2	S: 20	R: 0	H: 1	E: 0	K: 0	S: 5	R: 0	H: 0	E: 0	K: 0	S: 7	R: 0	H: 1	E: 0	K: 0	S: 10	R: 0	H: 0	E: 0	K: 1	S: 8			

PITCHER	IP	WLS	BF	H	R	ER	SO	BB	IBB	HBP	BLK	WP	HR	S	P	ERA	WHIP
Woody Williams, R ERA: 3.36 (1, 1)	7.0	L	29	5	2	2	4	5	0	0	0	1	0	69	118	2.57	1.429
Dan Miceli, R ERA: 4.5 (8, 1)	1.0		3	0	0	0	1	1	0	0	0	0	0	8	15	0.00	1.000

Batter	1	2	3	4	5	6	7	8	9	AB R H RBI BB SO LOB	TOP	
Quilvio Veras, S (1, 4) <small>OBP: 0.330, SLG: 0.329</small>	2-2 		2-3 	1-0 			2-0 		1-2 	5 0 0 0 0 1 2	San Diego Padres @ Houston Astros Astrodome, Houston, TX Sat Jun 12 1999, 8:05 PM EDT Att. 39,893 - Dome - 72 F	
Eric Owens, R (1, 7) <small>OBP: 0.325, SLG: 0.426</small>	2-1 		0-0 		4-1 		1-2 		1-3 	4 1 1 0 1 1 1		
Tony Gwynn, L (1, 9) Gary Matthews, S (5, 9) <small>OBP: 0.391, SLG: 0.458</small> <small>OBP: 0.500, SLG: 0.222</small>	1-2 		3-1 		0-0 			3-3 		3 1 1 1 0 0 1 1 0 0 0 0 1 0		
Jim Leyritz, R (1, 3) <small>OBP: 0.336, SLG: 0.471</small>		1-3 	0-0 		0-0 			2-2 		4 0 1 1 0 1 1		
Phil Nevin, R (1, 2) David Newhan, L (8, PR) Greg Myers, L (8, 2) <small>OBP: 0.279, SLG: 0.429</small> <small>OBP: 0.300, SLG: 0.400</small> <small>OBP: 0.397, SLG: 0.457</small>		0-0 	4-2 		0-2 			1-1 		2 0 1 0 1 0 1 0 0 0 0 0 0 0 0 0 0 0 0 0 0		
Ruben Rivera, R (1, 8) <small>OBP: 0.252, SLG: 0.396</small>		4-2 	1-2 			1-3 		1-2 		3 0 1 0 1 1 2		
Damian Jackson, R (1, 6) <small>OBP: 0.317, SLG: 0.363</small>		1-0 		0-3 		2-3 		2-2 		4 0 0 0 0 2 4		
George Arias, R (1, 5) <small>OBP: 0.253, SLG: 0.406</small>		3-3 		2-1 		1-3 			0-3 	4 0 1 0 0 3 2		
Brian Boehringer, S (1, 1) Will Cunnane, R (5, 1) John Vander Wal, L (7, PH) Donne Wall, R (7, 1) Dave Magadan, L (9, PH) Ed Giovinetto, L (9, PR) <small>OBP: 0.361, SLG: 0.362</small> <small>OBP: 0.341, SLG: 0.314</small>			1-3 	1-3 			2-2 		1-0 	2 0 0 0 0 2 1 0 0 0 0 0 0 0 1 0 0 0 0 0 0 0 0 0 0 0 0 0 1 0 1 0 0 0 0 0 0 0 0 0 0 0		
Inning Stats	R: 0 H: 0 E: 0 LOB: 0 K: 0 BB: 0 S: 8 P: 13	R: 0 H: 1 E: 0 LOB: 2 K: 2 BB: 1 S: 11 P: 20	R: 2 H: 3 E: 0 LOB: 2 K: 2 BB: 1 S: 16 P: 27	R: 0 H: 1 E: 0 LOB: 1 K: 2 BB: 0 S: 10 P: 14	R: 0 H: 0 E: 0 LOB: 1 K: 0 BB: 1 S: 6 P: 10	R: 0 H: 0 E: 0 LOB: 0 K: 3 BB: 0 S: 10 P: 14	R: 0 H: 0 E: 0 LOB: 0 K: 0 BB: 0 S: 7 P: 12	R: 0 H: 1 E: 0 LOB: 2 K: 1 BB: 0 S: 13 P: 22	R: 0 H: 1 E: 0 LOB: 1 K: 2 BB: 0 S: 10 P: 13	1B: 5 SF: 0 2B: 2 SAC: 0 3B: 0 DP: 0 HR: 0 HBP: 1	WP: 1 PA: 38 PB: 0 SB: 1 CS: 0	
PITCHER Jose Lima, R (1, 1) <small>ERA: 2.68</small> Billy Wagner, L (9, 1) <small>ERA: 2.36</small>	IP WLS BF H R ER SO BB IBB HBP BLK WP HR S P ERA WHIP											PITCHER IP WLS BF H R ER SO BB IBB HBP BLK WP HR S P ERA WHIP

livebaseballscorecards.com

AB	34
R	2
H	7
RBI	2
BB	3
SO	12
LOB	15



Batter	1	2	3	4	5	6	7	8	9	AB	R	H	RBI	BB	SO	LOB
Craig Biggio, R OBP: 0.367, SLG: 0.442 (1, 4) X	0-0 P3		0-1 G4-3		2-2 L9		0-0 F9			4	0	0	0	0	0	2
Bill Spiers, L OBP: 0.350, SLG: 0.418 (1, 5) C S B X	1-2 G3		2-3 K			1-1 G4-3	1-0 FC5-4			4	0	0	0	0	1	1
5 Jeff Bagwell, R OBP: 0.468, SLG: 0.696 (1, 3) B B X	2-0 G5-3			0-3 K		2-2 F9 3B 2B		3-2 F8		4	1	1	0	0	1	0
Derek Bell, R OBP: 0.297, SLG: 0.366 (1, 9) F B B X		3-1 G5-3		2-3 K		1-1 F9		0-2 P4		4	0	0	0	0	1	1
Carl Everett, S OBP: 0.367, SLG: 0.441 (1, 8) C X		0-1 S 1B		0-0 P6		2-1 3B		2-2 F7		4	0	2	1	0	0	0
Richard Hidalgo, R OBP: 0.329, SLG: 0.528 (1, 7) B B X		2-1 F7			2-1 HR	2-3 K				3	1	1	1	0	1	2
Paul Bako, L OBP: 0.433, SLG: 0.518 (1, 2) B B B		4-0 1-2 BB			3-2 S 1B		1-0 HR			2	1	2	1	1	0	0
Ricky Gutierrez, R OBP: 0.400, SLG: 0.418 (1, 6) C B X		1-2 G1-3			2-3 K		1-1 F8			3	0	0	0	0	1	3
Jose Lima, R OBP: 0.242, SLG: 0.194 (1, 1) Billy Wagner, L (9, 1) F B B X			1-2 G6-3		0-2 P7		0-2 FC5-4 1B			3	0	1	0	0	0	1
										0	0	0	0	0	0	0

Inning Stats	R: 0	H: 0	E: 0	K: 0	S: 5	R: 0	H: 1	E: 0	K: 0	S: 9	R: 0	H: 0	E: 0	K: 1	S: 10	R: 1	H: 2	E: 0	K: 1	S: 17	R: 1	H: 2	E: 0	K: 1	S: 14	R: 1	H: 2	E: 0	K: 0	S: 8	R: 0	H: 0	E: 0	K: 0	S: 10		
	LOB: 0	BB: 0	P: 8	LOB: 2	BB: 1	P: 19	LOB: 0	BB: 0	P: 13	LOB: 1	BB: 0	P: 26	LOB: 1	BB: 0	P: 22	LOB: 1	BB: 0	P: 11	LOB: 0	BB: 0	P: 15																

PITCHER	IP	WLS	BF	H	R	ER	SO	BB	IBB	HBP	BLK	WP	HR	S	P	ERA	WHIP
Brian Boehringer, R ERA: 3.19 (1, 1)	4.0		16	3	1	1	3	1	0	0	0	0	1	40	63	2.25	1.000
Will Cunnane, R ERA: 2.45 (5, 1)	2.0		8	2	1	1	2	0	0	0	0	0	0	24	36	4.50	1.000
Donne Wall, R ERA: 3.33 (7, 1)	2.0	L	8	2	1	1	0	0	0	0	0	0	1	18	26	4.50	1.000

BOTTOM

San Diego Padres @ Houston Astros
Astrodome, Houston, TX
Sat Jun 12 1999, 8:05 PM EDT
Att: 39,893 - Dome - 72 F

livebaseballscorecards.com

AB	31
R	3
H	7
RBI	3
BB	1
SO	5
LOB	10



1B: 3	SF: 0	WP: 0	PA: 32
2B: 1	SAC: 0	PB: 0	
3B: 1	DP: 0	SB: 2	
HR: 2	HBP: 0	CS: 0	

Batter	1	2	3	4	5	6	7	8	9	AB R H RBI BB SO LOB	TOP		
Doug Glanville, R OBP: 0.386, SLG: 0.435 (1, 8) BB C S B B X	3-2 G5-3 ①		2-3 K ②		0-2 1B 1B		3-1 G5-3 ②		1-1 P4 ②	5 0 1 0 0 1 2			
Ron Gant, R OBP: 0.357, SLG: 0.439 (1, 7) C S B B B	4-2 G4-6-3 BB		0-0 FC5-4 1-2f		2-0 1B 1B		2-2 E6 1B 1B		2-0 G3-1 ③	4 0 2 0 1 0 2			
Bobby Abreu, L OBP: 0.438, SLG: 0.601 (1, 9) B X	1-0 G4-6-3 1-2f			3-1 G4-3 ①	1-3 K ②		1-1 1B 2-3			4 0 1 0 0 1 4			
Scott Rolen, R OBP: 0.356, SLG: 0.493 (1, 5) X		0-0 G6-3 ①		0-1 HR	2-0 F8 ③		3-3 K ③			4 1 1 1 0 1 5			
Rico Brogna, L OBP: 0.320, SLG: 0.412 (1, 3) B B B B C T H B B		2-3 K ②		0-0 2B		1-0 G1-3 ①		1-2 G4-3 ①		4 0 1 0 0 1 0			
Mike Lieberthal, R OBP: 0.400, SLG: 0.610 (1, 2) H		1-0 HBP		2-2 G5-3 ②		2-1 G6-3 ②		0-0 G5-3 ②		3 0 0 0 0 0 1			
Marlon Anderson, L OBP: 0.252, SLG: 0.345 (1, 4) Amaury Telemaco, R (6, 1) Alex Arias, R OBP: 0.321, SLG: 0.438 (8, PH) Steve Montgomery, R OBP: 1.000, SLG: 1.000 (8, 1) C B C C X B B B B S		1-2 F9 ③		3-3 K ③		4-1 BB		2-2 G5-3 ③		2 0 0 0 0 1 2 0 0 0 0 0 0 0 1 0 0 0 0 0 0 0 0 0 0 0 0 0			
Desi Relaford, S OBP: 0.353, SLG: 0.353 (1, 6) C X			0-1 L6 ①		1-1 L9 ①	0-3 K ③			2-0 HBP	3 0 0 0 0 1 1			
Chad Ogea, R OBP: 0.222, SLG: 0.125 (1, 1) Robert Person, R (4, 1) 23 Kevin Jordan, R OBP: 0.368, SLG: 0.448 (4, 4) Kevin Sefcik, R OBP: 0.421, SLG: 0.530 (6, PH) B B B B C C B B			4-1 FC5-4 BB		2-2 E5 1B 1B		2-2 F8 ①		3-1 F9 ①	0 0 0 0 1 0 0 0 0 0 0 0 0 0 3 0 0 0 0 0 1 0 0 0 0 1 0 0			
Inning Stats	R: 0 E: 0 K: 0 S: 6 H: 0 LOB: 0 BB: 1 P: 14	R: 0 E: 0 K: 1 S: 7 H: 0 LOB: 1 BB: 0 P: 11	R: 0 E: 0 K: 1 S: 7 H: 0 LOB: 1 BB: 1 P: 13	R: 1 E: 0 K: 1 S: 11 H: 2 LOB: 1 BB: 0 P: 19	R: 0 E: 1 K: 1 S: 13 H: 2 LOB: 3 BB: 0 P: 21	R: 0 E: 0 K: 1 S: 7 H: 0 LOB: 1 BB: 1 P: 14	R: 0 E: 1 K: 1 S: 13 H: 2 LOB: 2 BB: 0 P: 24	R: 0 E: 0 K: 0 S: 7 H: 0 LOB: 0 BB: 0 P: 10	R: 0 E: 0 K: 0 S: 5 H: 0 LOB: 1 BB: 0 P: 13	1B: 4 2B: 1 3B: 0 HR: 1 SF: 0 SAC: 0 DP: 1 HBP: 2	WP: 0 PB: 0 SB: 0 CS: 0 PA: 38		
PITCHER	IP WLS BF H R ER SO BB IBB HBP BLK WP HR S P ERA WHIP											PITCHER	IP WLS BF H R ER SO BB IBB HBP BLK WP HR S P ERA WHIP
Matt Clement, R ERA: 4.68 (1, 1)	6.0 W 26 4 1 1 5 3 0 1 0 0 1 51 92 1.50 1.167												
Dan Miceli, R ERA: 4.33 (7, 1)	1.0 5 2 0 0 1 0 0 0 0 0 0 13 24 0.00 2.000												
Carlos Reyes, R ERA: 3.18 (8, 1)	1.0 3 0 0 0 0 0 0 0 0 0 0 7 10 0.00 0.000												
Carlos Almanzar, R ERA: 4.35 (9, 1)	1.0 4 0 0 0 0 0 0 0 1 0 0 0 5 13 0.00 0.000												

Philadelphia Phillies @ San Diego Padres
Qualcomm Stadium, San Diego, CA
Tue Jun 15 1999, 10:05 PM EDT
Att. 16,134 - Cloudy - 68 F

livebaseballscorecards.com

AB	33
R	1
H	6
RBI	1
BB	3
SO	6
LOB	18



Batter	1	2	3	4	5	6	7	8	9
Quilvio Veras, S (1, 4) <small>OBP: 0.335, SLG: 0.335</small>	1-0 G4-3	0-2 BB 1B <small>1-2 2-H 3-H</small>		0-0 BB FC5 1B <small>1-2</small>		2-1 G4-6-3 <small>1-2f</small>		1-0 F8	
Eric Owens, R (1, 7) <small>OBP: 0.325, SLG: 0.416</small>	1-1 S HBP	0-0 BB 1B <small>1-2 2-3</small>		0-0 FC5 BB <small>1-2 2-3f</small>			2-2 G4-3	2-1 F9	
Tony Gwynn, L (1, 9) <small>OBP: 0.386, SLG: 0.456</small> Gary Matthews, S (2, PH) <small>OBP: 0.588, SLG: 0.300</small> (3, 9)	2-1 P6 <small>1-2</small>	4-2 G4-6-3 BB <small>1-2 2-3 3-H</small>		4-1 G6-4-3 BB <small>1-2 2-3</small>			3-2 1B 1B		
Greg Myers, L (1, 2) <small>OBP: 0.374, SLG: 0.429</small>	3-2 L7	3-1 G4-6-3 <small>1-2f</small>		2-1 G6-4-3 <small>1-2f</small>			1-0 F8		
Jim Leyritz, R (1, 3) <small>OBP: 0.340, SLG: 0.480</small>		3-2 2B 2B	1-0 P3		3-1 F8		3-2 1B		
George Arias, R (1, 5) <small>OBP: 0.250, SLG: 0.406</small> Carlos Reyes, S (8, 1) Carlos Almanzar, R (9, 1)		1-1 SH 1B 2B <small>2-H</small>	0-1 G5-3		1-3 K		1-3 K		
Ruben Rivera, R (1, 8) <small>OBP: 0.257, SLG: 0.433</small>		1-2 G5-3	0-0 CS 1B		0-3 K		2-2 HR		
Damian Jackson, R (1, 6) <small>OBP: 0.326, SLG: 0.377</small>		4-2 SH 1B BB	1-1 CS <small>1-2</small>	1-2 HR		3-3 K	4-1 BB		
Matt Clement, R (1, 1) <small>OBP: 0.111, SLG: 0.111</small> John Vander Wal, L (6, PH) <small>OBP: 0.390, SLG: 0.433</small> Dan Miceli, R (7, 1) Ed Giovanola, L (8, 5) <small>OBP: 0.326, SLG: 0.297</small>		0-0 SH 1B 1B BB <small>1-2 2-3</small>		0-0 FC5 1B 1B		4-2 G4-6-3 BB	3-2 F7		

Inning Stats	R: 0	H: 0	E: 0	K: 0	S: 7	R: 4	H: 4	E: 1	K: 0	S: 23	R: 0	H: 1	E: 0	K: 0	S: 5	R: 1	H: 3	E: 0	K: 0	S: 10	R: 0	H: 0	E: 0	K: 2	S: 9	R: 0	H: 0	E: 0	K: 1	S: 8	R: 0	H: 2	E: 0	K: 1	S: 17	R: 1	H: 1	E: 0	K: 0	S: 10
	0	0	0	0	7	4	4	1	0	23	0	1	0	0	5	1	3	0	0	10	0	0	0	2	9	0	0	0	2	0	0	1	17	1	1	0	0	10		

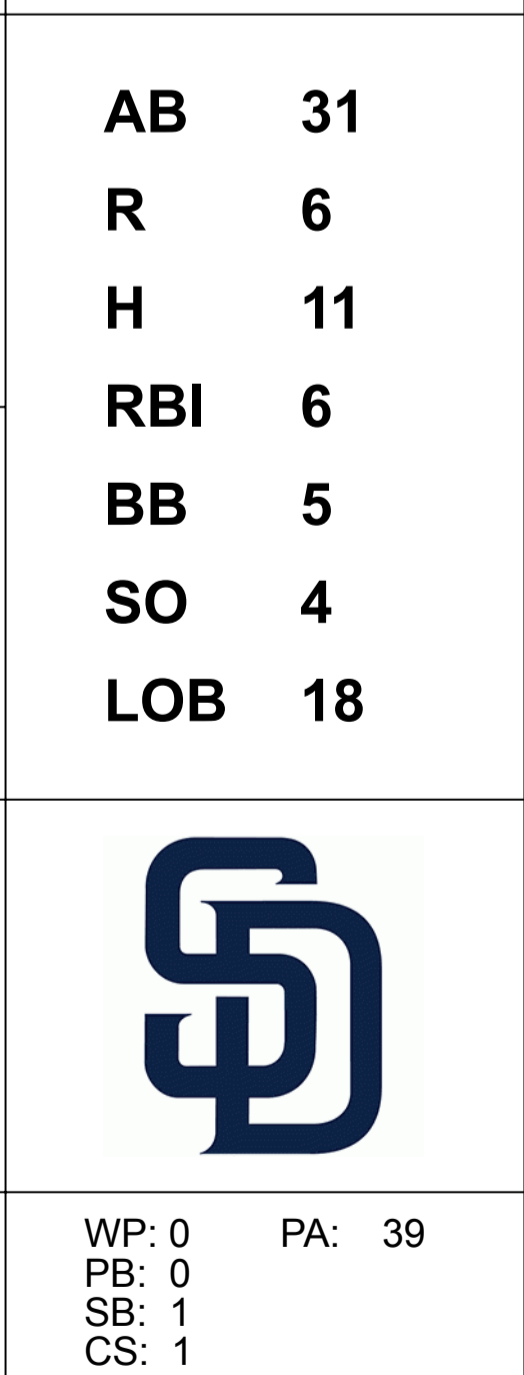
PITCHER	IP	WLS	BF	H	R	ER	SO	BB	IBB	HBP	BLK	WP	HR	S	P	ERA	WHIP
Chad Ogea, R (1, 1) <small>ERA: 5.16</small>	3.0	L	18	7	5	4	0	2	2	0	0	0	0	40	66	12.00	3.000
Robert Person, R (4, 1) <small>ERA: 8.48</small>	2.0		7	1	0	0	2	1	0	0	0	0	0	14	24	0.00	1.000
Amaury Telemaco, R (6, 1) <small>ERA: 4.5</small>	2.0		8	2	0	0	2	1	0	0	0	0	0	25	44	0.00	1.500
Steve Montgomery, R (8, 1) <small>ERA: 2.41</small>	1.0		5	1	1	1	0	1	0	0	0	0	1	10	22	9.00	2.000

AB	R	H	RBI	BB	SO	LOB
5	0	2	2	0	0	2
4	0	1	0	0	0	3
1	0	0	0	0	0	1
1	0	1	1	2	0	0
4	0	0	0	0	0	8
4	1	2	0	0	0	0
4	1	1	1	0	2	2
0	0	0	0	0	0	0
0	0	0	0	0	0	0
4	1	2	1	0	1	1
2	2	1	1	2	1	0
1	1	1	0	0	0	0
0	0	0	0	1	0	0
0	0	0	0	0	0	0
1	0	0	0	0	0	1

WP	PA	31
0	39	6
0	11	6
1	6	5
0	4	18

Philadelphia Phillies @ San Diego Padres
 Qualcomm Stadium, San Diego, CA
 Tue Jun 15 1999, 10:05 PM EDT
 Att: 16,134 - Cloudy - 68 F

livebaseballscorecards.com



Batter	1	2	3	4	5	6	7	8	9	AB R H RBI BB SO LOB	TOP									
Doug Glanville, R (1, 8) OBP: 0.386, SLG: 0.434	2-2 F7		1-1 G6-3		2-1 FC5-4		1-0 1B		0-1 G6-4-3	5 0 2 1 0 0 1										
Ron Gant, R (1, 7) OBP: 0.358, SLG: 0.452	2-2 K		3-3 K			0-0 2B	0-1 HR		3-2 G6-4-3	5 1 2 1 0 2 2										
Bobby Abreu, L (1, 9) OBP: 0.434, SLG: 0.599	2-3 K			3-3 K		2-1 2B	0-0 F7			4 0 1 0 0 2 0										
Scott Rolen, R (1, 5) OBP: 0.362, SLG: 0.493		0-1 3B		4-2 S		1-3 K		4-0 S		2 1 1 0 2 1 2										
Rico Brogna, L (1, 3) OBP: 0.322, SLG: 0.419		2-0 SF8		3-3 K		4-0 FC6-4		1-1 F8		3 1 1 1 1 1 2										
Mike Lieberthal, R (1, 2) OBP: 0.393, SLG: 0.601		3-2 SF8		2-3 K		0-3 K		1-0 G5-3		3 0 0 1 0 2 5										
Kevin Seifick, R (1, 4) OBP: 0.405, SLG: 0.507		1-3 K			2-0 L9	0-0 FC6-4		1-3 K		3 0 0 0 0 1 3										
15 David Doster, R (7, 4) OBP: 0.500, SLG: 0.625										1 0 0 0 0 1 1										
Desi Relaford, S (1, 6) OBP: 0.349, SLG: 0.349		2-2 F8			2-2 G6-3		1-1 SH2-4		4-2 1B	2 0 0 0 0 0 0										
Alex Arias, R (6, 6) OBP: 0.338, SLG: 0.446										1 1 1 0 1 0 0										
Randy Wolf, L (1, 1) OBP: 0.250, SLG: 0.250			1-3 K		2-2 FC5-4		1-0 SH2-4		1-3 K	2 0 1 0 0 1 0										
Marlon Anderson, L (9, PH) OBP: 0.251, SLG: 0.344										1 0 0 0 0 1 1										
Wayne Gomes, R (9, 1)										0 0 0 0 0 0 0										
Inning Stats	R: 0 E: 0 K: 2 S: 10	H: 0 LOB: 0 BB: 0 P: 16	R: 2 E: 0 K: 1 S: 13	H: 2 LOB: 0 BB: 0 P: 21	R: 0 E: 0 K: 2 S: 10	H: 0 LOB: 0 BB: 0 P: 15	R: 0 E: 0 K: 3 S: 14	H: 0 LOB: 1 BB: 1 P: 26	R: 0 E: 0 K: 0 S: 11	H: 2 LOB: 3 BB: 1 P: 18	R: 2 E: 0 K: 0 S: 7	H: 3 LOB: 0 BB: 0 P: 10	R: 0 E: 0 K: 1 S: 6	H: 0 LOB: 1 BB: 1 P: 13	R: 0 E: 0 K: 1 S: 10	H: 1 LOB: 1 BB: 1 P: 18	1B: 6 2B: 1 3B: 1 HR: 1	SF: 1 SAC: 1 DP: 1 HBP: 0	WP: 0 PB: 0 SB: 2 CS: 0	PA: 38
PITCHER	IP WLS BF H R ER SO BB IBB HBP BLK WP HR S P ERA WHIP																			
Sterling Hitchcock, L (1, 1) ERA: 4.78	5.0 L 21 5 2 2 8 1 0 0 0 0 0 60 101 3.60 1.200																			
Will Cunnane, R (6, 1) ERA: 4.76	2.0 9 3 2 2 2 0 1 0 0 0 0 1 15 23 9.00 1.500																			
Carlos Reyes, R (8, 1) ERA: 3.09	1.0 4 0 0 0 1 1 0 0 0 0 0 6 13 0.00 1.000																			
Trevor Hoffman, R (9, 1) ERA: 3.91	1.0 4 1 0 0 1 1 0 0 0 0 0 10 18 0.00 2.000																			

Philadelphia Phillies @ San Diego Padres
Qualcomm Stadium, San Diego, CA
Wed Jun 16 1999, 10:35 PM EDT
Att. 15,136 - Unknown - 68 F

AB	32
R	4
H	9
RBI	4
BB	4
SO	12
LOB	17



Batter	1	2	3	4	5	6	7	8	9	AB R H RBI BB SO LOB
Quilvio Veras, S OBP: 0.338, SLG: 0.335 (1, 4)	F9		G4-6-3 BB		2-1 1B			G6-3		3 0 1 1 1 0 0
Gary Matthews, S OBP: 0.524, SLG: 0.231 (1, 9)	BB		G4-6-3			K		F9		3 0 0 0 1 1 2
Eric Owens, R OBP: 0.317, SLG: 0.405 (1, 7)	P4					F8		G6-3		4 0 0 0 0 1 1
Jim Leyritz, R OBP: 0.331, SLG: 0.465 (1, 2)	G6-3					F9		K		4 0 0 0 0 2 1
Phil Nevin, R OBP: 0.302, SLG: 0.505 (1, 3)										4 1 3 1 0 0 0
Ruben Rivera, R OBP: 0.253, SLG: 0.425 (1, 8)										3 0 0 0 0 1 1
Tony Gwynn, L (9, PH) OBP: 0.389, SLG: 0.460										1 0 1 0 0 0 0
David Newhan, L (9, PR) OBP: 0.300, SLG: 0.400										0 0 0 0 0 0 0
George Arias, R (1, 5) OBP: 0.252, SLG: 0.404										3 0 1 0 0 1 0
John Vander Wal, L (9, PH) OBP: 0.387, SLG: 0.429										1 0 0 0 0 0 2
Damian Jackson, R OBP: 0.326, SLG: 0.377 (1, 6)										3 0 1 0 0 1 1
Sterling Hitchcock, L (1, 1) OBP: 0.154, SLG: 0.120										2 1 0 0 0 1 2
Will Cunnane, R (6, 1)										0 0 0 0 0 0 0
Carlos Reyes, S (8, 1)										0 0 0 0 0 0 0
Dave Maqadan, L (8, PH) OBP: 0.351, SLG: 0.351										1 0 0 0 0 0 0
Trevor Hoffman, R (9, 1)										0 0 0 0 0 0 0

Inning Stats	R: 0	H: 0	E: 0	K: 0	S: 11	R: 0	H: 0	E: 0	K: 1	S: 6	R: 0	H: 1	E: 0	K: 1	S: 8	R: 0	H: 1	E: 0	K: 3	S: 13	R: 1	H: 2	E: 1	K: 0	S: 7	R: 0	H: 0	E: 0	K: 1	S: 8	R: 1	H: 1	E: 0	K: 1	S: 7	R: 0	H: 0	E: 0	K: 0	S: 10	R: 0	H: 2	E: 0	K: 1	S: 11	1B: 6	2B: 0	3B: 0	HR: 1	SF: 0	SAC: 0	DP: 1	HBP: 0	WP: 0	PB: 0	SB: 0	CS: 0	PA: 34
--------------	------	------	------	------	-------	------	------	------	------	------	------	------	------	------	------	------	------	------	------	-------	------	------	------	------	------	------	------	------	------	------	------	------	------	------	------	------	------	------	------	-------	------	------	------	------	-------	-------	-------	-------	-------	-------	--------	-------	--------	-------	-------	-------	-------	--------

PITCHER	IP	WLS	BF	H	R	ER	SO	BB	IBB	HBP	BLK	WP	HR	S	P	ERA	WHIP
Randy Wolf, L (1, 1) ERA: 1.32	8.0	W	29	5	2	1	7	2	0	0	0	0	1	70	119	1.12	0.875
Wayne Gomes, R (9, 1) ERA: 3.9	1.0	S	5	2	0	0	1	0	0	0	0	0	0	11	19	0.00	2.000

BOTTOM

Philadelphia Phillies @ San Diego Padres
Qualcomm Stadium, San Diego, CA
Wed Jun 16 1999, 10:35 PM EDT
Att: 15,136 - Unknown - 68 F

livebaseballscores.com

AB	32
R	2
H	7
RBI	2
BB	2
SO	8
LOB	10



Batter	1	2	3	4	5	6	7	8	9	AB	R	H	RBI	BB	SO	LOB	TOP										
Doug Glanville, R (1, 8) OBP: 0.386, SLG: 0.445	2-2 1B		1-2 HR	2-1 G6-3		2-2 F9		3-1 G6-3		5	1	2	2	0	0	2											
Ron Gant, R (1, 7) OBP: 0.360, SLG: 0.451	0-3 K		0-1 1B		0-0 F8	4-2 2B		1-3 K		3	1	1	0	1	1	1											
Yorkis Perez, L (6, 1)			CS							0	0	0	0	0	0	0											
15 David Doster, R (7, 4) OBP: 0.485, SLG: 0.600			1B			BB				1	0	0	0	0	1	0											
Bobby Abreu, L (1, 9) OBP: 0.438, SLG: 0.614	0-1 F7		3-2 3B		0-0 WP 1B	1-1 2B			1-2 P8	5	1	3	2	0	0	1											
Scott Rolen, R (1, 5) OBP: 0.363, SLG: 0.496	0-2 P9		2-0 P4		0-0 WP 1B	1-0 2B			0-0 G6-3	5	0	2	1	0	0	2											
Rico Brogna, L (1, 3) OBP: 0.317, SLG: 0.411		1-2 P5	0-0 G4-3		1-0 F7	0-1 G3			2-1 F8	5	0	0	0	0	0	4											
Mike Lieberthal, R (1, 2) OBP: 0.399, SLG: 0.617		1-1 HR		3-2 1B	4-0 FC6-4	0-1 F8				3	2	2	1	1	0	0											
Marlon Anderson, L (1, 4) OBP: 0.251, SLG: 0.342		1-0 G4-3		1-1 1B	1-2 IBB																						
Steve Montgomery, R (7, 1) OBP: 1.000, SLG: 1.000				1-1 FC5-4	0-0 FC6-4			1-2 F9		4	0	1	0	0	0	3											
Jim Poole, L (8, 1)				1-2 1B	1-2 1B					0	0	0	0	0	0	0											
Wayne Gomes, R (9, 1)										0	0	0	0	0	0	0											
Alex Arias, R (1, 6) OBP: 0.333, SLG: 0.436		1-3 K		0-0 FC5-4		1-0 BB		1-0 P5		4	1	1	0	0	1	1											
Paul Byrd, R (1, 1) OBP: 0.235, SLG: 0.188			4-1 HR	0-0 SH3		0-0 2B			0-2 L9																		
Kevin Sevcik, R (6, 7) OBP: 0.400, SLG: 0.500			BB	1-2 SH3		0-0 B1				1	1	0	0	1	0	1											
										1	0	0	0	0	0	0											
Inning Stats	R: 0 E: 0 K: 1 S: 11	H: 1 LOB: 1 BB: 0 P: 13	R: 1 E: 0 K: 1 S: 9	H: 1 LOB: 0 BB: 0 P: 13	R: 2 E: 0 K: 0 S: 11	H: 3 LOB: 1 BB: 1 P: 21	R: 1 E: 1 K: 0 S: 9	H: 2 LOB: 1 BB: 0 P: 15	R: 0 E: 0 K: 0 S: 5	H: 2 LOB: 3 BB: 1 P: 10	R: 3 E: 0 K: 0 S: 13	H: 3 LOB: 1 BB: 1 P: 22	R: 0 E: 0 K: 0 S: 6	H: 0 LOB: 0 BB: 0 P: 8	R: 0 E: 0 K: 1 S: 8	H: 0 LOB: 0 BB: 0 P: 12	R: 0 E: 0 K: 0 S: 6	H: 0 LOB: 0 BB: 0 P: 9	1B: 7 2B: 2 3B: 1 HR: 2	SF: 0 SAC: 1 DP: 0 HBP: 0	WP: 1 PB: 0 SB: 0 CS: 1	PA: 41					
PITCHER	IP	WLS	BF	H	R	ER	SO	BB	IBB	HBP	BLK	WP	HR	S	P	ERA	WHIP										
Woody Williams, R (1, 1) ERA: 3.76	5.2	L	30	11	7	6	2	2	1	0	0	1	2	55	90	9.53	2.294										
Carlos Almanzar, R (6, 1) ERA: 3.86	1.1		5	1	0	0	0	0	0	0	0	0	0	9	12	0.00	0.750										
Dan Miceli, R (8, 1) ERA: 4.18	1.0		3	0	0	0	1	0	0	0	0	0	0	8	12	0.00	0.000										
Donne Wall, R (9, 1) ERA: 3.21	1.0		3	0	0	0	0	0	0	0	0	0	0	6	9	0.00	0.000										

Philadelphia Phillies @ San Diego Padres
Qualcomm Stadium, San Diego, CA
Thu Jun 17 1999, 5:05 PM EDT
Att. 16,671 - Sunny - 73 F

AB	37
R	7
H	12
RBI	6
BB	3
SO	3
LOB	15



Batter	1	2	3	4	5	6	7	8	9	AB	R	H	RBI	BB	SO	LOB
Quilvio Veras, S OBP: 0.340, SLG: 0.333 (1, 4)	0-1 G4-3		4-1 G1-3 1B 2B BB	1-2 F8		3-2 1B 1B		2-3 K		4	1	1	0	1	1	3
Eric Owens, R OBP: 0.320, SLG: 0.405 (1, 7)	1-1 F8		2-2 F8	0-3 K		3-2 1B FC4 1B		0-1 S 1B		5	0	2	2	0	1	3
Tony Gwynn, L OBP: 0.390, SLG: 0.458 (1, 9)	0-1 BB 1B		2-2 G1-3 2B 1B		0-1 G6-3	0-1 FC4		0-0 F8		5	1	2	0	0	0	3
John Vander Wal, L OBP: 0.383, SLG: 0.417 (1, 3)	4-1 FC4-6 BB		0-0 G1-3		0-0 G4-3		2-3 K	2-3 K		3	0	0	0	1	1	2
Gary Matthews, S OBP: 0.500, SLG: 0.214 (8, PH)	1-2		1-2 2-3					1-2		1	0	0	0	0	1	1
Donne Wall, R (9, 1)										0	0	0	0	0	0	0
Dave Magadan, L OBP: 0.365, SLG: 0.372 (1, 5)	1-0 FC4-6		3-2		2-1		4-1		4-1	3	0	2	2	2	0	2
David Newhan, L OBP: 0.300, SLG: 0.400 (9, PR)	1-2f		2-H 3-H 2B		2-1	2B		BB	4-1 FC6-4 BB	0	0	0	0	0	0	0
Greg Myers, L OBP: 0.373, SLG: 0.426 (1, 2)		2-0	0-1 F8		2-1	G3			2-2 F7	3	0	1	0	0	0	2
Carlos Almanzar, R (6, 1)										0	0	0	0	0	0	0
George Arias, R OBP: 0.250, SLG: 0.400 (7, PH)			FC5-4 1B							1	0	0	0	0	1	1
Dan Miceli, R (8, 1)										0	0	0	0	0	0	0
Ed Giovanola, L OBP: 0.318, SLG: 0.289 (9, 5)										1	0	0	0	0	0	1
Ruben Rivera, R OBP: 0.251, SLG: 0.418 (1, 8)		1-1 FC5-4 1-2f		0-0 FC3-5 1B 1B		1-2 G4-3	2-2 P6		0-1 FC6-4	5	0	1	0	0	0	3
Damian Jackson, R OBP: 0.328, SLG: 0.396 (1, 6)		3-2 F8		3-2 FC3-5 1B 1B		1-3 K		3-1 HR	1-2 F7	5	1	2	1	0	1	2
Woody Williams, R OBP: 0.194, SLG: 0.207 (1, 1)		1-1 G5-3		1-0 FC3-5		4-0 1B 1B BB		2-2 WP 1B 2B		2	0	0	0	0	0	3
Phil Nevin, R OBP: 0.314, SLG: 0.519 (6, 2)				1-2 2-3f						1	2	1	0	1	0	0

Inning Stats	R: 0	H: 1	E: 0	LOB: 2	K: 0	BB: 1	S: 8	P: 14	R: 0	H: 1	E: 0	LOB: 1	K: 0	BB: 0	S: 8	P: 15	R: 2	H: 2	E: 0	LOB: 1	K: 0	BB: 1	S: 15	P: 26	R: 0	H: 2	E: 0	LOB: 2	K: 1	BB: 0	S: 13	R: 0	H: 1	E: 0	LOB: 1	K: 0	BB: 0	S: 7	P: 11	R: 1	H: 2	E: 0	LOB: 2	K: 1	BB: 1	S: 17	P: 29	R: 0	H: 0	E: 0	LOB: 1	K: 2	BB: 1	S: 10	P: 18	R: 2	H: 3	E: 0	LOB: 1	K: 2	BB: 0	S: 16	P: 25	R: 0	H: 0	E: 0	LOB: 1	K: 0	BB: 1	S: 9	P: 16	1B: 8	2B: 3	3B: 0	HR: 1	SF: 0	SAC: 0	DP: 0	HBP: 0	WP: 1	PB: 0	SB: 1	CS: 0	PA: 44
--------------	------	------	------	--------	------	-------	------	-------	------	------	------	--------	------	-------	------	-------	------	------	------	--------	------	-------	-------	-------	------	------	------	--------	------	-------	-------	------	------	------	--------	------	-------	------	-------	------	------	------	--------	------	-------	-------	-------	------	------	------	--------	------	-------	-------	-------	------	------	------	--------	------	-------	-------	-------	------	------	------	--------	------	-------	------	-------	-------	-------	-------	-------	-------	--------	-------	--------	-------	-------	-------	-------	--------

PITCHER	IP	WLS	BF	H	R	ER	SO	BB	IBB	HBP	BLK	WP	HR	S	P	ERA	WHIP
Paul Byrd, R ERA: 3.24 (1, 1)	5.2	W	29	9	3	3	2	3	0	0	0	0	0	66	111	4.76	2.118
Yorkis Perez, L ERA: 3.45 (6, 1)	0.2	H	3	0	0	0	1	1	0	0	0	0	0	6	12	0.00	1.500
Steve Montgomery, R ERA: 3.2 (7, 1)	1.0		6	3	2	2	2	0	0	0	0	1	1	18	27	18.00	3.000
Jim Poole, L ERA: 4.0 (8, 1)	1.0	H	4	0	0	0	1	1	0	0	0	0	0	8	16	0.00	1.000
Wayne Gomes, R ERA: 3.82 (9, 1)	0.2	S	2	0	0	0	0	0	0	0	0	0	0	5	6	0.00	0.000

BOTTOM

Philadelphia Phillies @ San Diego Padres
Qualcomm Stadium, San Diego, CA
Thu Jun 17 1999, 5:05 PM EDT
Att: 16,671 - Sunny - 73 F

livebaseballscores.com

AB	39
R	5
H	12
RBI	5
BB	5
SO	6
LOB	26



Pittsburgh Pirates @ San Diego Padres
Qualcomm Stadium, San Diego, CA

Fri Jun 18 1999, 10:05 PM EDT
Att. 60,799 - Unknown - 59 F

AB	35
R	2
H	8
RBI	2
BB	0
SO	9
LOB	9



WP	1	PA	35
PB	0		
SB	1		
CS	0		

AB R H RBI BB SO LOB

4	1	1	0	0	1	0
4	1	2	1	0	0	0
4	0	1	1	0	0	0
4	0	0	0	0	2	2
4	0	2	0	0	1	0
4	0	1	0	0	2	2
2	0	0	0	0	0	2
2	0	1	0	0	0	1
4	0	0	0	0	1	2
2	0	0	0	0	1	0
1	0	0	0	0	1	0
0	0	0	0	0	0	0
0	0	0	0	0	0	0

Batter	1	2	3	4	5	6	7	8	9
Al Martin, L (1, 7) OBP: 0.360, SLG: 0.522	0-0 F7		0-1 1B		1-3 K		1-0 L7		
Ed Sprague, R (1, 5) OBP: 0.409, SLG: 0.571	1-2 F8		0-0 1B		3-2 HR		0-1 P6		
Brian Giles, L (1, 8) OBP: 0.406, SLG: 0.557	2-0 P5		0-2 1B		0-0 F8		1-0 F8		
Kevin Young, R (1, 3) OBP: 0.423, SLG: 0.514		0-1 G5-3	1-1 G5-3			2-3 K		1-3 K	
18 Jason Kendall, R (1, 2) OBP: 0.440, SLG: 0.536		2-2 1B		3-2 FC3-6		2-1 F9		1-3 K2-3	
Warren Morris, L (1, 4) OBP: 0.356, SLG: 0.429		2-3 K		1-3 K		2-1 1B		1-0 G6-3	
Brant Brown, L (1, 9) OBP: 0.309, SLG: 0.489		2-2 F8		0-0 FC3-6		0-2 F7		1-2 WP	
Jose Guillen, R (5, 9) OBP: 0.325, SLG: 0.355		1-2 F8		1-2 1B				1B	
Mike Benjamin, R (1, 6) OBP: 0.275, SLG: 0.319			0-2 G1-3		3-2 F8		3-2 F9		2-3 K
Jose Silva, R (1, 1) OBP: 0.125, SLG: 0.125			0-3 K			1-1 G6-3			
Freddy Garcia, R (7, PH) OBP: 0.258, SLG: 0.356									
Scott Sauerbeck, R (7, 1)									
Greg Hansell, R (8, 1)									

Inning Stats	R: 0	H: 0	E: 0	K: 0	S: 5	P: 8	R: 0	H: 1	E: 0	K: 1	S: 13	P: 19	R: 1	H: 3	E: 0	K: 1	S: 15	P: 16	R: 0	H: 1	E: 0	K: 1	S: 14	P: 20	R: 1	H: 1	E: 0	K: 1	S: 10	P: 15	R: 0	H: 1	E: 0	K: 1	S: 10	P: 16	R: 0	H: 0	E: 0	K: 1	S: 8	P: 14	R: 0	H: 0	E: 0	K: 1	S: 6	P: 8	R: 0	H: 1	E: 0	K: 2	S: 12	P: 17	1B: 7	2B: 0	3B: 0	HR: 1	SF: 0	SAC: 0	DP: 0	HBP: 0	WP: 1	PA: 35
--------------	------	------	------	------	------	------	------	------	------	------	-------	-------	------	------	------	------	-------	-------	------	------	------	------	-------	-------	------	------	------	------	-------	-------	------	------	------	------	-------	-------	------	------	------	------	------	-------	------	------	------	------	------	------	------	------	------	------	-------	-------	-------	-------	-------	-------	-------	--------	-------	--------	-------	--------

PITCHER	IP	WLS	BF	H	R	ER	SO	BB	IBB	HBP	BLK	WP	HR	S	P	ERA	WHIP
Brian Boehringer, R (1, 1) ERA: 3.24	5.0	W	21	6	2	2	4	0	0	0	0	0	1	57	78	3.60	1.200
Carlos Reyes, R (6, 1) ERA: 3.0	1.0	H	4	1	0	0	1	0	0	0	0	0	0	10	16	0.00	1.000
Donne Wall, R (7, 1) ERA: 3.0	2.0	H	6	0	0	0	2	0	0	0	0	0	0	14	22	0.00	0.000
Trevor Hoffman, R (9, 1) ERA: 3.76	1.0	S	4	1	0	0	2	0	0	0	0	1	0	12	17	0.00	1.000

PITCHER	IP	WLS	BF	H	R	ER	SO	BB	IBB	HBP	BLK	WP	HR	S	P	ERA	WHIP
---------	----	-----	----	---	---	----	----	----	-----	-----	-----	----	----	---	---	-----	------

Pittsburgh Pirates @ San Diego Padres
Qualcomm Stadium, San Diego, CA

Sat Jun 19 1999, 10:05 PM EDT
Att. 33,803 - Cloudy - 70 F

Batter	1	2	3	4	5	6	7	8	9	AB R H RBI BB SO LOB	TOP
Mike Benjamin, R (1, 6) OBP: 0.269, SLG: 0.311	1-1 G4-3		1-3 K	1-2 G5-3			0-2 G4-3			4 0 0 0 0 1 0	
Ed Sprague, R (1, 5) OBP: 0.406, SLG: 0.570	3-1 G6-3		1-1 1B	0-0 G1-3			0-2 F9			4 1 1 0 0 0 0	
Brian Giles, L (1, 8) OBP: 0.408, SLG: 0.554	2-2 FC5-4 1B		4-1 1B 18 SF8 BB		0-0 F8		2-3 K			3 1 1 0 1 1 0	
Kevin Young, R (1, 3) OBP: 0.420, SLG: 0.510	1 SAFE 3-0 FC5-4		1-2 18 SF8 1B		1-1 F7		1-1 G6-3			4 1 1 1 0 0 1	
18 Jason Kendall, R (1, 2) OBP: 0.441, SLG: 0.534		2-2 BLK HBP	1-1 SF8		4-1 BB		2-3 K			1 1 0 1 1 1 0	
Jose Guillen, R (1, 9) OBP: 0.331, SLG: 0.360	1 SAFE 1-2 E6		0-1 FC6-4 1B		3-2 SAFE G5-3		1-2 G4-3			4 0 2 1 0 0 1	
Freddy Garcia, R (1, 7) OBP: 0.250, SLG: 0.344		0-3 K	1-0 E6			2-2 G6-3				3 0 0 0 0 1 2	
Al Martin, L (8, 7) OBP: 0.359, SLG: 0.520			1-2 FC6-4							1 0 0 0 0 1 0	
Abraham Nunez, S (1, 4) OBP: 0.276, SLG: 0.253		3-2 FC6-4	0-0 FC6-4			2-2 G4-3				3 0 0 0 0 0 3	
Adrian Brown, S (9, PH) OBP: 0.339, SLG: 0.204		1 SAFE 1-2f	1-2f							1 0 0 0 0 0 0	
Jason Schmidt, R (1, 1) OBP: 0.087, SLG: 0.087		3-2 G5-3		0-0 F8		1-3 K				3 0 0 0 0 1 1	
Jeff Wallace, L (7, 1)										0 0 0 0 0 0 0	
Brad Clontz, R (7, 1)										0 0 0 0 0 0 0	
Warren Morris, L (9, PH) OBP: 0.355, SLG: 0.426										1 0 0 0 0 1 0	

livebaseballscorecards.com

AB	32
R	4
H	5
RBI	3
BB	2
SO	7
LOB	8



Inning Stats	R: 0	H: 1	E: 0	LOB: 1	K: 0	BB: 0	S: 8	P: 17	R: 1	H: 1	E: 1	LOB: 1	K: 1	BB: 0	S: 17	P: 26	R: 3	H: 3	E: 1	LOB: 2	K: 1	BB: 1	S: 15	P: 24	R: 0	H: 0	E: 0	LOB: 0	K: 0	BB: 0	S: 5	P: 6	R: 0	H: 0	E: 0	LOB: 1	K: 0	BB: 1	S: 11	P: 19	R: 0	H: 0	E: 0	LOB: 0	K: 1	BB: 0	S: 9	P: 14	R: 0	H: 0	E: 0	LOB: 0	K: 1	BB: 0	S: 9	P: 11	R: 0	H: 0	E: 0	LOB: 0	K: 1	BB: 0	S: 8	P: 12	R: 0	H: 0	E: 0	LOB: 0	K: 2	BB: 0	S: 11	P: 15	R: 4	SF: 1	2B: 1	3B: 0	HR: 0	1B: 4	SAC: 0	DP: 0	HBP: 1	WP: 0	PB: 0	SB: 0	CS: 0	PA: 36	ERA	WHIP
--------------	------	------	------	--------	------	-------	------	-------	------	------	------	--------	------	-------	-------	-------	------	------	------	--------	------	-------	-------	-------	------	------	------	--------	------	-------	------	------	------	------	------	--------	------	-------	-------	-------	------	------	------	--------	------	-------	------	-------	------	------	------	--------	------	-------	------	-------	------	------	------	--------	------	-------	------	-------	------	------	------	--------	------	-------	-------	-------	------	-------	-------	-------	-------	-------	--------	-------	--------	-------	-------	-------	-------	--------	-----	------

PITCHER	IP	WLS	BF	H	R	ER	SO	BB	IBB	HBP	BLK	WP	HR	S	P	ERA	WHIP
Heath Murray, L (1, 1) ERA: 4.5	6.0		27	5	4	4	3	2	0	1	1	0	0	65	106	6.00	1.167
Will Cunnane, R (7, 1) ERA: 3.52	2.0	W	6	0	0	0	2	0	0	0	0	0	0	17	23	0.00	0.000
Trevor Hoffman, R (9, 1) ERA: 3.62	1.0	S	3	0	0	0	2	0	0	0	0	0	0	11	15	0.00	0.000

Batter	1	2	3	4	5	6	7	8	9	AB	R	H	RBI	BB	SO	LOB
Quilvio Veras, S (1, 4) <small>OBP: 0.346, SLG: 0.333</small> 	0-2 		4-0 	3-1 F8 		0-2 G4-3 				3	2	1	0	1	0	1
Reggie Sanders, R (1, 7) <small>OBP: 0.372, SLG: 0.484</small> 	4-1 		2-3 K 	2-1 			1-2 F9 			3	1	1	0	1	1	1
Tony Gwynn, L (1, 9) <small>OBP: 0.397, SLG: 0.456</small> Eric Owens, R (6, 9) <small>OBP: 0.324, SLG: 0.415</small> 	2-0 L7 		3-2 	0-2 F7 			0-0 			3	1	1	0	0	0	4
John Vander Wal, L (1, 3) <small>OBP: 0.394, SLG: 0.438</small> Phil Nevin, R (7, PH) <small>OBP: 0.309, SLG: 0.500</small> 	2-2 		0-1 		2-3 K 		1-1 P9 			3	0	2	2	0	1	0
Dave Magadan, L (1, 5) <small>OBP: 0.366, SLG: 0.380</small> 	1-2 SF8 		4-0 	1-1 G4-3 			3-1 			2	0	2	2	1	0	0
Jim Leyritz, R (1, 2) <small>OBP: 0.322, SLG: 0.451</small> Trevor Hoffman, R (9, 1) 	0-1 G5-3 		1-1 G5-3 	1-0 G4-3 			2-3 K 			4	0	0	1	0	1	5
Ruben Rivera, R (1, 8) <small>OBP: 0.251, SLG: 0.445</small> 		3-1 G5-3 	1-3 		3-3 K 			3-3 		4	0	0	0	0	3	3
Damian Jackson, R (1, 6) <small>OBP: 0.335, SLG: 0.416</small> 		1-0 G6-3 		0-0 G5-3 		3-2 		3-3 K 		4	0	1	0	0	1	0
Heath Murray, L (1, 1) <small>OBP: 0.250, SLG: 0.182</small> David Newhan, L (6, PH) <small>OBP: 0.250, SLG: 0.333</small> Will Cunnane, R (7, 1) Ed Giovanola, L (8, PH) <small>OBP: 0.311, SLG: 0.282</small> 		3-3 		0-2 		3-2 F9-2 		3-3 		2	0	1	0	0	1	0
				1B 		3-H 				1	0	0	0	0	0	1
										0	0	0	0	0	0	0
										1	0	0	0	0	1	0

Inning Stats	R: 2	H: 2	E: 0	LOB: 1	K: 0	S: 13	R: 0	H: 0	E: 0	LOB: 0	K: 1	S: 7	R: 0	H: 2	E: 0	LOB: 2	K: 2	S: 13	R: 0	H: 2	E: 0	LOB: 2	K: 0	S: 12	R: 0	H: 1	E: 0	LOB: 1	K: 2	S: 10	R: 0	H: 1	E: 0	LOB: 0	K: 0	S: 10	R: 1	H: 2	E: 0	LOB: 1	K: 1	S: 11	R: 0	H: 0	E: 0	LOB: 0	K: 3	S: 11	R: 0	H: 0	E: 0	LOB: 0	K: 3	S: 11	1B: 6	SF: 1	2B: 4	SAC: 0	3B: 1	DP: 1	HR: 0	HBP: 0	WP: 1	PA: 36
--------------	------	------	------	--------	------	-------	------	------	------	--------	------	------	------	------	------	--------	------	-------	------	------	------	--------	------	-------	------	------	------	--------	------	-------	------	------	------	--------	------	-------	------	------	------	--------	------	-------	------	------	------	--------	------	-------	------	------	------	--------	------	-------	-------	-------	-------	--------	-------	-------	-------	--------	-------	--------

PITCHER	IP	WLS	BF	H	R	ER	SO	BB	IBB	HBP	BLK	WP	HR	S	P	ERA	WHIP
Jason Schmidt, R (1, 1) <small>ERA: 4.62</small>	6.1	L	30	9	5	5	5	3	0	0	0	0	0	69	119	7.11	1.895
Jeff Wallace, L (7, 1) <small>ERA: 2.43</small>	0.1		2	1	0	0	0	0	0	0	0	1	0	4	8	0.00	3.000
Brad Clontz, R (7, 1) <small>ERA: 1.71</small>	1.1		4	0	0	0	4	0	0	0	0	0	0	14	25	0.00	0.000

Pittsburgh Pirates @ San Diego Padres
 Qualcomm Stadium, San Diego, CA

Sat Jun 19 1999, 10:05 PM EDT
 Att: 33,803 - Cloudy - 70 F

AB	32
R	5
H	10
RBI	5
BB	3
SO	9
LOB	16

Batter	1	2	3	4	5	6	7	8	9	AB R H RBI BB SO LOB	TOP																
Al Martin, L (1, 7) OBP: 0.361, SLG: 0.534	2-2 G4-3		0-1 E 1B		2-0 HR		0-0 G3-1			4 1 2 1 0 0 0																	
Ed Sprague, R (1, 5) OBP: 0.404, SLG: 0.562	4-2 G4-6-3 BB		3-3 SAFE K		3-2 G1-3		1-2 G5-3			3 0 0 0 1 1 1																	
Brian Giles, L (1, 8) OBP: 0.401, SLG: 0.544	0-0 G4-6-3 1-2f		0-0 F7		1-0 F9			0-1 G4-3		4 0 0 0 0 0 2																	
Kevin Young, R (1, 3) OBP: 0.421, SLG: 0.508		1-1 18 CS 1B		0-2 G6-3		4-1 18 2B SF8 BB		1-1 G6-3		3 1 1 0 1 0 0																	
18 Jason Kendall, R (1, 2) OBP: 0.442, SLG: 0.538		1-1 L5 1-2		1-1 F8 1B 1B		1-2 SF8 G5-3 2B		2-3 K2-3		4 1 2 0 0 1 1																	
Warren Morris, L (1, 4) OBP: 0.361, SLG: 0.435		0-1 BB 1B		1-0 1-2 1B		0-2 SF8 2-3 3-H		1-0 G5-4-3 1B		3 0 3 1 0 0 0																	
Jose Guillen, R (1, 9) OBP: 0.331, SLG: 0.353		4-2		0-0 F8		2-1 G5-3		1-1 G5-4-3 1-2f		2 0 0 1 1 0 2																	
Pete Schourek, L (6, 1)				2-3						0 0 0 0 0 0 0																	
Mike Williams, R (8, 1)				1-2						0 0 0 0 0 0 0																	
Keith Osik, R (9, PH) OBP: 0.303, SLG: 0.419		1-2 BB		2-3		3-H				1 0 0 0 0 0 1																	
Mike Benjamin, R (1, 6) OBP: 0.263, SLG: 0.304		1-2 G5-3		0-0 F8		3-3 K		1-3 K		4 0 0 0 0 2 4																	
Todd Ritchie, R (1, 1) OBP: 0.250, SLG: 0.217				0-0 G5-3		2-2 F8				2 0 0 0 0 0 0																	
Greg Hansell, R (5, 1)										0 0 0 0 0 0 0																	
Adrian Brown, S (6, 9) OBP: 0.333, SLG: 0.200							1-1 P6			1 0 0 0 0 0 0																	
Inning Stats	R: 0 E: 0 K: 0 S: 7	H: 0 LOB: 0 BB: 1 P: 13	R: 0 E: 0 K: 0 S: 13	H: 2 LOB: 2 BB: 1 P: 20	R: 0 E: 1 K: 1 S: 8	H: 1 LOB: 1 BB: 0 P: 11	R: 0 E: 0 K: 0 S: 9	H: 2 LOB: 2 BB: 0 P: 11	R: 1 E: 0 K: 1 S: 10	H: 1 LOB: 0 BB: 0 P: 18	R: 2 E: 0 K: 1 S: 13	H: 1 LOB: 0 BB: 1 P: 23	R: 0 E: 0 K: 0 S: 6	H: 0 LOB: 0 BB: 0 P: 8	R: 0 E: 0 K: 1 S: 7	H: 0 LOB: 0 BB: 0 P: 10	R: 0 E: 0 K: 1 S: 6	H: 1 LOB: 0 BB: 0 P: 9	1B: 6 2B: 1 3B: 0 HR: 1	SF: 1 SAC: 0 DP: 2 HBP: 0	WP: 0 PB: 0 SB: 0 CS: 1	PA: 35					
PITCHER	IP	WLS	BF	H	R	ER	SO	BB	IBB	HBP	BLK	WP	HR	S	P	ERA	WHIP										
Matt Clement, R (1, 1) ERA: 4.66	6.0	W	26	7	3	3	2	3	0	0	0	0	1	60	96	4.50	1.667										
Dan Miceli, R (7, 1) ERA: 3.9	2.0	H	6	0	0	0	1	0	0	0	0	0	0	13	18	0.00	0.000										
Trevor Hoffman, R (9, 1) ERA: 3.49	1.0	S	3	1	0	0	1	0	0	0	0	0	0	6	9	0.00	1.000										

Pittsburgh Pirates @ San Diego Padres
Qualcomm Stadium, San Diego, CA
 Sun Jun 20 1999, 4:05 PM EDT
 Att. 25,819 - Unknown - 72 F

livebaseballscorecards.com

AB	31
R	3
H	8
RBI	3
BB	3
SO	4
LOB	11



Batter	1	2	3	4	5	6	7	8	9
Quilvio Veras, S <small>(1, 4) OBP: 0.347, SLG: 0.340</small>									
Eric Owens, R <small>(1, 8) OBP: 0.326, SLG: 0.420</small>									
Reggie Sanders, R <small>(1, 9) OBP: 0.378, SLG: 0.491</small>									
John Vander Wal, L <small>(1, 7) OBP: 0.407, SLG: 0.447</small> Ruben Rivera, R <small>(5, PR) OBP: 0.250, SLG: 0.443</small>									
Dave Magadan, L <small>(1, 3) OBP: 0.363, SLG: 0.372</small>									
Phil Nevin, R <small>(1, 2) OBP: 0.307, SLG: 0.491</small>									
George Arias, R <small>(1, 5) OBP: 0.250, SLG: 0.404</small>									
Damian Jackson, R <small>(1, 6) OBP: 0.338, SLG: 0.418</small>									
Matt Clement, R <small>(1, 1) OBP: 0.143, SLG: 0.143</small> Dan Miceli, R <small>(7, 1)</small> Trevor Hoffman, R <small>(9, 1)</small>									

AB	R	H	RBI	BB	SO	LOB
5	2	2	0	0	1	1
3	1	1	1	1	0	0
4	1	2	1	1	1	2
2	0	2	1	1	0	0
1	1	0	0	0	1	1
3	1	0	0	1	0	4
4	0	1	2	0	2	1
4	0	1	1	0	1	0
4	0	2	0	0	1	2
3	0	1	0	0	1	3
1	0	0	0	0	1	1
0	0	0	0	0	0	0

BOTTOM	
Pittsburgh Pirates @ San Diego Padres Qualcomm Stadium, San Diego, CA Sun Jun 20 1999, 4:05 PM EDT Att: 25,819 - Unknown - 72 F	AB 34 R 6 H 12 RBI 6 BB 4 SO 9 LOB 15
	WP: 0 PA: 39 PB: 0 SB: 2 CS: 0

Inning Stats		R: 0	H: 0	E: 0	K: 0	S: 9	R: 0	H: 1	E: 0	K: 1	S: 8	R: 2	H: 3	E: 0	K: 1	S: 11	R: 0	H: 1	E: 0	K: 0	S: 9	R: 3	H: 4	E: 1	K: 1	S: 17	R: 1	H: 2	E: 0	K: 1	S: 14	R: 0	H: 1	E: 0	K: 3	S: 13	R: 0	H: 0	E: 0	K: 2	S: 9
PITCHER Todd Ritchie, R (1, 1) ERA: 4.35 Greg Hansell, R (5, 1) ERA: 2.7 Pete Schourek, L (6, 1) ERA: 5.03 Mike Williams, R (8, 1) ERA: 2.48		IP: 4.1	WLS: L	BF: 25	H: 9	R: 5	ER: 5	SO: 2	BB: 2	IBB: 1	HBP: 0	BLK: 0	WP: 0	HR: 0	S: 50	P: 90	ERA: 10.38	WHIP: 2.538																							
		IP: 0.2	WLS: L	BF: 2	H: 0	R: 0	ER: 0	SO: 1	BB: 0	IBB: 0	HBP: 0	BLK: 0	WP: 0	HR: 0	S: 4	P: 5	ERA: 0.00	WHIP: 0.000																							
		IP: 2.0	WLS: L	BF: 9	H: 3	R: 1	ER: 1	SO: 4	BB: 0	IBB: 0	HBP: 0	BLK: 0	WP: 0	HR: 0	S: 27	P: 39	ERA: 4.50	WHIP: 1.500																							
		IP: 1.0	WLS: L	BF: 3	H: 0	R: 0	ER: 0	SO: 2	BB: 1	IBB: 0	HBP: 0	BLK: 0	WP: 0	HR: 0	S: 9	P: 17	ERA: 0.00	WHIP: 1.000																							

Inning Stats		R: 0	H: 0	E: 0	K: 0	S: 9	R: 0	H: 1	E: 0	K: 1	S: 8	R: 2	H: 3	E: 0	K: 1	S: 11	R: 0	H: 1	E: 0	K: 0	S: 9	R: 3	H: 4	E: 1	K: 1	S: 17	R: 1	H: 2	E: 0	K: 1	S: 14	R: 0	H: 1	E: 0	K: 3	S: 13	R: 0	H: 0	E: 0	K: 2	S: 9
		IP: 4.1	WLS: L	BF: 25	H: 9	R: 5	ER: 5	SO: 2	BB: 2	IBB: 1	HBP: 0	BLK: 0	WP: 0	HR: 0	S: 50	P: 90	ERA: 10.38	WHIP: 2.538																							
		IP: 0.2	WLS: L	BF: 2	H: 0	R: 0	ER: 0	SO: 1	BB: 0	IBB: 0	HBP: 0	BLK: 0	WP: 0	HR: 0	S: 4	P: 5	ERA: 0.00	WHIP: 0.000																							
		IP: 2.0	WLS: L	BF: 9	H: 3	R: 1	ER: 1	SO: 4	BB: 0	IBB: 0	HBP: 0	BLK: 0	WP: 0	HR: 0	S: 27	P: 39	ERA: 4.50	WHIP: 1.500																							
		IP: 1.0	WLS: L	BF: 3	H: 0	R: 0	ER: 0	SO: 2	BB: 1	IBB: 0	HBP: 0	BLK: 0	WP: 0	HR: 0	S: 9	P: 17	ERA: 0.00	WHIP: 1.000																							

Batter	1	2	3	4	5	6	7	8	9	AB R H RBI BB SO LOB	TOP
Quilvio Veras, S (1, 4) OBP: 0.350, SLG: 0.349 B F B B F X	3-2 		3-2 			1-2 		2-1 		4 1 2 0 0 0 1	San Diego Padres @ Los Angeles Dodgers Dodger Stadium, Los Angeles, CA Tue Jun 22 1999, 7:10 PM PDT Att. 37,366 - Unknown - 66 F
Eric Owens, R (1, 9) OBP: 0.324, SLG: 0.422 B X	1-0 		1-3 			0-3 		2-0 		4 0 1 1 0 2 2	
Reggie Sanders, R (1, 7) OBP: 0.375, SLG: 0.482 B S X	1-1 			2-0 		0-1 		0-3 		3 0 0 0 0 1 2	
John Vander Wal, L (1, 3) Ed Giovanola, L (8, 5) OBP: 0.396, SLG: 0.432 OBP: 0.311, SLG: 0.282 B B X		2-0 		1-0 		0-0 		1-0 		4 0 0 0 0 0 3 0 0 0 0 0 0 0	
Dave Magadan, L (1, 5) OBP: 0.360, SLG: 0.369 (8, 3) C S X		0-2 		1-1 			1-0 	1-1 		4 1 1 0 0 0 2	
Jim Leyritz, R (1, 2) Phil Nevin, R (5, PR) OBP: 0.331, SLG: 0.455 OBP: 0.302, SLG: 0.482 (5, 2) B B X		2-0 		3-2 			0-1 		0-0 	1 1 1 0 0 0 0 2 0 0 0 0 0 1	
Ruben Rivera, R (1, 8) OBP: 0.255, SLG: 0.466 C B X		2-2 		2-3 			3-2 		1-3 	4 1 2 2 0 2 1	
Damian Jackson, R (1, 6) OBP: 0.332, SLG: 0.410 C B X		2-3 		1-1 			0-1 		2-3 	3 0 0 1 0 2 1	
Sterling Hitchcock, L (1, 1) Will Cunnane, R (7, 1) Trevor Hoffman, R (9, 1) B B B			4-1 		1-1 		2-1 			2 0 0 0 1 0 2 0 0 0 0 0 0 0 0 0 0 0 0 0 0	
Inning Stats	R: 0 H: 0 E: 0 LOB: 0 K: 0 BB: 0 S: 6 P: 11	R: 2 H: 2 E: 0 LOB: 0 K: 1 BB: 0 S: 13 P: 21	R: 0 H: 0 E: 0 LOB: 0 K: 1 BB: 1 S: 8 P: 16	R: 0 H: 0 E: 0 LOB: 0 K: 0 BB: 0 S: 3 P: 7	R: 0 H: 0 E: 0 LOB: 1 K: 1 BB: 0 S: 11 P: 18	R: 0 H: 1 E: 0 LOB: 1 K: 1 BB: 0 S: 9 P: 10	R: 1 H: 2 E: 0 LOB: 1 K: 0 BB: 0 S: 11 P: 17	R: 1 H: 2 E: 0 LOB: 1 K: 1 BB: 0 S: 10 P: 16	R: 0 H: 0 E: 0 LOB: 0 K: 2 BB: 0 S: 7 P: 10	1B: 3 SF: 1 2B: 3 SAC: 0 3B: 0 DP: 1 HR: 1 HBP: 2	WP: 0 PA: 35 PB: 0 SB: 0 CS: 1
PITCHER Chan Ho Park, R (1, 1) ERA: 5.14 Mike Maddux, R (8, 1) ERA: 3.91	IP WLS BF H R ER SO BB IBB HBP BLK WP HR S P ERA WHIP 7.0 L 27 5 3 3 4 1 0 2 0 0 1 61 100 3.86 0.857 2.0 8 2 1 1 3 0 0 0 0 0 0 17 26 4.50 1.000	PITCHER IP WLS BF H R ER SO BB IBB HBP BLK WP HR S P ERA WHIP									

AB	31
R	4
H	7
RBI	4
BB	1
SO	7
LOB	15



Batter	1	2	3	4	5	6	7	8	9	AB	R	H	RBI	BB	SO	LOB
Eric Young Sr., R OBP: 0.354, SLG: 0.345 (1, 4)	F9		K		L3					4	0	1	0	0	1	0
Adrian Beltré, R OBP: 0.376, SLG: 0.463 (1, 5)	G5-3		K		K					4	0	0	0	0	2	2
Gary Sheffield, R OBP: 0.402, SLG: 0.525 (1, 7)	F8									3	0	1	0	1	0	0
Raul Mondesi, R OBP: 0.350, SLG: 0.553 (1, 9)			K							4	1	1	0	0	2	2
22 Devon White, S OBP: 0.320, SLG: 0.413 (1, 8)		G4-3			K					4	0	0	1	0	1	1
Eric Karros, R OBP: 0.348, SLG: 0.514 (1, 3)		F9								4	0	2	0	0	0	1
Jose Vizcaino, S OBP: 0.308, SLG: 0.307 (1, 6)		E BLK			F9					4	0	1	0	0	0	2
Angel Pena, R OBP: 0.234, SLG: 0.279 (1, 2)		E6			P3					3	0	0	0	0	0	2
Dave Hansen, L OBP: 0.507, SLG: 0.564 (9, PH)										0	0	0	0	1	0	0
Chan Ho Park, R OBP: 0.107, SLG: 0.115 (1, 1)			K							2	0	0	0	0	1	2
Trenidad Hubbard, R OBP: 0.400, SLG: 0.390 (7, PH)										1	0	1	0	0	0	0
Mike Maddux, L (8, 1)										0	0	0	0	0	0	0
Todd Hollandsworth, L OBP: 0.344, SLG: 0.482 (9, PH)										1	0	0	0	0	1	1

Inning Stats	R: 0	H: 0	E: 0	K: 0	S: 6	R: 1	H: 2	E: 1	K: 1	S: 15	R: 0	H: 0	E: 0	K: 3	S: 11	R: 0	H: 1	E: 0	K: 1	S: 12	R: 0	H: 0	E: 0	K: 1	S: 8	R: 0	H: 1	E: 0	K: 1	S: 9	R: 0	H: 2	E: 0	K: 0	S: 8	R: 0	H: 0	E: 0	K: 0	S: 7	R: 0	H: 1	E: 0	K: 1	S: 9	R: 0	H: 1	E: 0	K: 1	S: 14	1B: 5	SF: 0	2B: 1	SAC: 0	3B: 1	DP: 1	HR: 0	HBP: 0	WP: 0	PA: 36
--------------	------	------	------	------	------	------	------	------	------	-------	------	------	------	------	-------	------	------	------	------	-------	------	------	------	------	------	------	------	------	------	------	------	------	------	------	------	------	------	------	------	------	------	------	------	------	------	------	------	------	------	-------	-------	-------	-------	--------	-------	-------	-------	--------	-------	--------


PITCHER	IP	WLS	BF	H	R	ER	SO	BB	IBB	HBP	BLK	WP	HR	S	P	ERA	WHIP
Sterling Hitchcock, L ERA: 4.52 (1, 1)	6.2	W	28	6	1	1	7	1	0	0	1	0	0	66	104	1.35	1.050
Will Cunnane, R ERA: 3.0 (7, 1)	1.1	H	4	0	0	0	0	0	0	0	0	0	0	10	13	0.00	0.000
Trevor Hoffman, R ERA: 3.38 (9, 1)	1.0	S	4	1	0	0	1	1	0	0	0	0	0	9	14	0.00	2.000

BOTTOM

San Diego Padres @ Los Angeles Dodgers
Dodger Stadium, Los Angeles, CA

Tue Jun 22 1999, 7:10 PM PDT
Att: 37,366 - Unknown - 66 F

AB	34
R	1
H	7
RBI	1
BB	2
SO	8
LOB	13



PITCHER	IP	WLS	BF	H	R	ER	SO	BB	IBB	HBP	BLK	WP	HR	S	P	ERA	WHIP
---------	----	-----	----	---	---	----	----	----	-----	-----	-----	----	----	---	---	-----	------

Batter	1	2	3	4	5	6	7	8	9	AB R H RBI BB SO LOB	TOP	
Quilvio Veras, S (1, 4) <small>OBP: 0.346, SLG: 0.342</small>	1-0 		1-2 		4-2 		1-3 		2-1 	4 1 0 0 1 1 0	San Diego Padres @ Los Angeles Dodgers Dodger Stadium, Los Angeles, CA Wed Jun 23 1999, 7:35 PM PDT Att. 31,152 - Unknown - 64 F livebaseballscorecards.com	
Eric Owens, R (1, 9) <small>OBP: 0.326, SLG: 0.439</small>	2-1 		3-2 		0-0 		1-0 		1-3 	5 1 2 3 0 1 0		
Reggie Sanders, R (1, 7) <small>OBP: 0.378, SLG: 0.500</small>	1-2 		3-2 		1-1 			1-1 		4 2 2 1 0 0 2		
Dave Magadan, L (1, 3) <small>OBP: 0.364, SLG: 0.373</small>	1-1 		1-2 		2-1 		1-2 	0-1 		4 1 2 0 0 0 0		
Greg Myers, L (1, 2) <small>OBP: 0.351, SLG: 0.398</small>	1-2 			0-0 		2-0 		3-3 		4 0 0 0 0 1 4		
Ruben Rivera, R (1, 8) <small>OBP: 0.255, SLG: 0.467</small>		2-3 		2-3 		1-2 		0-0 		4 0 1 0 0 2 0		
George Arias, R (1, 5) <small>OBP: 0.241, SLG: 0.389</small>		1-2 			1-2 	0-0 		2-1 		4 0 0 0 0 0 2		
Damian Jackson, R (1, 6) <small>OBP: 0.335, SLG: 0.406</small>		4-2 			4-2 	3-3 		2-1 		2 1 0 0 2 1 2		
Woody Williams, R (1, 1) <small>OBP: 0.176, SLG: 0.188</small> Trevor Hoffman, R (9, 1)	1-2 			0-1 			1-3 		0-2 	3 0 0 0 0 1 1 0 0 0 0 0 0 0		
Inning Stats	R: 0 H: 1 E: 1 LOB: 2 K: 0 BB: 0 S: 12 P: 18	R: 0 H: 0 E: 0 LOB: 1 K: 1 BB: 1 S: 12 P: 20	R: 0 H: 1 E: 0 LOB: 0 K: 0 BB: 0 S: 12 P: 19	R: 0 H: 0 E: 0 LOB: 0 K: 1 BB: 0 S: 6 P: 10	R: 4 H: 2 E: 0 LOB: 0 K: 0 BB: 2 S: 20 P: 31	R: 0 H: 1 E: 0 LOB: 1 K: 1 BB: 0 S: 10 P: 16	R: 0 H: 0 E: 0 LOB: 0 K: 2 BB: 0 S: 7 P: 10	R: 2 H: 2 E: 1 LOB: 1 K: 1 BB: 0 S: 12 P: 20	R: 0 H: 0 E: 0 LOB: 0 K: 1 BB: 0 S: 9 P: 12	1B: 4 SF: 0 2B: 1 SAC: 1 3B: 0 DP: 0 HR: 2 HBP: 0	WP: 0 PA: 38 PB: 0 SB: 3 CS: 1	
PITCHER Ismael Valdez, R (1, 1) <small>ERA: 3.71</small> Jamie Arnold, R (8, 1) <small>ERA: 3.0</small>	IP WLS BF H R ER SO BB IBB HBP BLK WP HR S P ERA WHIP 7.0 L 29 5 4 4 5 3 0 0 0 0 0 2 79 124 5.14 1.143											PITCHER IP WLS BF H R ER SO BB IBB HBP BLK WP HR S P ERA WHIP 2.0 9 2 2 0 2 0 0 0 0 0 0 0 21 32 0.00 1.000

AB	34
R	6
H	7
RBI	4
BB	3
SO	7
LOB	11



Batter	1	2	3	4	5	6	7	8	9	AB	R	H	RBI	BB	SO	LOB
Craig Counsell, L (1, 4) OBP: 0.226, SLG: 0.190	2-1 F8		1-0 L3		1-2 G3			0-1 B3		4	0	0	0	0	0	1
Adrian Beltré, R (1, 5) OBP: 0.375, SLG: 0.457	3-1 P3		1-2 G6-3		2-2 HBP			1-0 F9		3	0	0	0	0	0	1
Gary Sheffield, R (1, 7) OBP: 0.403, SLG: 0.535	4-1 BB			1-1 HR	0-1 P6			2-1 F9		3	1	1	1	1	0	1
Todd Hollandsworth, L (1, 9) OBP: 0.338, SLG: 0.467	1-0 G5-3			0-3 K		0-1 P5			1-0 22 G5-3 1B	4	0	1	0	0	1	1
Eric Karros, R (1, 3)		2-3 K		0-0 G2-3		2-0 P4			1-1 22 G5-3 1B	4	0	1	0	0	1	0
22 Devon White, S (1, 8) OBP: 0.318, SLG: 0.415		1-3 K		3-2 1B 2B		1-3 K			3-2 G5-3	4	1	1	0	0	2	2
Jose Vizcaino, S (1, 6) OBP: 0.307, SLG: 0.305		0-0 G4-3		2-2 2-H 1B			1-0 G6-3		1-0 F8	4	0	1	1	0	0	1
Angel Pena, R (1, 2) OBP: 0.239, SLG: 0.270			4-1 SH3-4 BB		1-1 F8			1-0 F9		2	0	0	0	1	0	1
Ismael Valdez, R (1, 1) OBP: 0.067, SLG: 0.034			0-0 SH3-4			0-0 G5-3			2-2 G3-1	1	0	0	0	0	0	0
Dave Hansen, L (7, PH) OBP: 0.500, SLG: 0.554										1	0	0	0	0	0	0
Jamie Arnold, R (8, 1) OBP: 0.400, SLG: 0.400										0	0	0	0	0	0	0

Inning Stats	R: 0	H: 0	E: 0	K: 0	S: 6	R: 0	H: 0	E: 0	K: 2	S: 8	R: 0	H: 0	E: 0	K: 0	S: 6	R: 2	H: 3	E: 0	K: 1	S: 17	R: 0	H: 0	E: 0	K: 0	S: 9	R: 0	H: 0	E: 0	K: 1	S: 6	R: 0	H: 0	E: 0	K: 0	S: 5	R: 0	H: 0	E: 0	K: 0	S: 5	R: 0	H: 2	E: 0	K: 0	S: 10	1B: 3	SF: 0	2B: 1	SAC: 1	3B: 0	DP: 1	HR: 1	HBP: 1	WP: 0	PA: 34
Woody Williams, R (1, 1) ERA: 3.63	8.0	WLS	W	32	H	5	R	2	ER	2	SO	4	BB	2	IBB	0	HBP	1	BLK	0	WP	0	HR	1	S	65	P	106	ERA	2.25	WHIP	0.875																							
Trevor Hoffman, R (9, 1) ERA: 3.26	1.0	S	2	0	0	0	0	0	0	0	0	0	0	0	0	0	0	0	0	0	0	0	0	0	0	0	0	0	0.00	0.000																									

BOTTOM

San Diego Padres @ Los Angeles Dodgers
Dodger Stadium, Los Angeles, CA
 Wed Jun 23 1999, 7:35 PM PDT
 Att: 31,152 - Unknown - 64 F

livebaseballscorecards.com

AB	30
R	2
H	5
RBI	2
BB	2
SO	4
LOB	8



Batter	1	2	3	4	5	6	7	8	9	AB R H RBI BB SO LOB	TOP																
Damian Jackson, R OBP: 0.338, SLG: 0.404 (1, 6)	1-0 BB SF8 1B	1-2 P6			3-1 P3		4-1 BB			3 1 1 0 1 0 1	San Diego Padres @ Los Angeles Dodgers Dodger Stadium, Los Angeles, CA Thu Jun 24 1999, 7:10 PM PDT Att. 31,028 - Unknown - 64 F																
Eric Owens, R OBP: 0.324, SLG: 0.434 (1, 9) (8, 7)	1-1 G1-3		0-1 1B SF7 1B		1-1 G1-3		1-1 F8			4 1 1 0 0 0 2																	
Reggie Sanders, R OBP: 0.377, SLG: 0.494 (1, 7) Phil Nevin, R OBP: 0.300, SLG: 0.478 (8, PH) (8, 9)	2-2 SF8 BB HBP		3-3 K		0-0 G5-3			0-1 F9		2 0 0 0 0 1 1 1 0 0 0 0 0 0																	
John Vander Wal, L OBP: 0.401, SLG: 0.433 (1, 3) George Arias, R OBP: 0.248, SLG: 0.404 (8, PH) (8, 5)	4-2 SF8 BB		0-0 1B		1-0 G4-3		1-2 F9 2B			2 0 1 0 1 0 0 1 0 1 0 0 0 0																	
Dave Magadan, L OBP: 0.361, SLG: 0.374 (1, 5) (8, 3)	0-0 SF8		0-0 SF7		2-2 BB 1B		2-2 F9			2 0 1 2 0 0 1																	
Ruben Rivera, R OBP: 0.255, SLG: 0.459 (1, 8)	1-3 K		1-3 K		4-0 G4-6-3 BB		0-3 K			3 0 0 0 1 3 4																	
Ben Davis, S (1, 2)		0-2 G3-1		2-0 P5		0-0 G4-6-3		0-3 K		4 0 0 0 0 1 2																	
David Newhan, L OBP: 0.188, SLG: 0.250 (1, 4)		1-0 L7		1-2 F7		1-0 F7		3-2 F8		4 0 0 0 0 0 0																	
Andy Ashby, R OBP: 0.111, SLG: 0.115 (1, 1) Donne Wall, R (7, 1) Greg Myers, L OBP: 0.348, SLG: 0.395 (9, PH) Dan Miceli, R (9, 1)		0-1 1B		2-3 K		1-2 F8		1-3 K		3 0 1 0 0 1 0 0 0 0 0 0 0 0 1 0 0 0 0 1 0 0 0 0 0 0 0 0																	
Inning Stats	R: 1 E: 0 K: 1 S: 11	H: 1 LOB: 2 BB: 1 P: 20	R: 0 E: 0 K: 0 S: 9	H: 1 LOB: 1 BB: 0 P: 11	R: 1 E: 0 K: 2 S: 10	H: 2 LOB: 1 BB: 0 P: 14	R: 0 E: 0 K: 1 S: 7	H: 0 LOB: 0 BB: 0 P: 12	R: 0 E: 0 K: 0 S: 5	H: 0 LOB: 0 BB: 0 P: 9		R: 0 E: 0 K: 0 S: 6	H: 1 LOB: 1 BB: 1 P: 13	R: 0 E: 0 K: 0 S: 7	H: 0 LOB: 1 BB: 1 P: 14	R: 0 E: 0 K: 1 S: 12	H: 1 LOB: 1 BB: 0 P: 15	R: 0 E: 0 K: 2 S: 10	H: 0 LOB: 0 BB: 0 P: 14	1B: 5 2B: 1 3B: 0 HR: 0	SF: 2 SAC: 0 DP: 1 HBP: 1	WP: 0 PB: 0 SB: 1 CS: 0	PA: 36				
PITCHER	IP	WLS	BF	H	R	ER	SO	BB	IBB	HBP	BLK	WP	HR	S	P	ERA	WHIP										
37 Darren Dreifort, R ERA: 5.67 (1, 1)	7.0	L	29	5	2	2	4	3	0	1	0	0	0	55	93	2.57	1.143										
Pedro Borbon, L ERA: 1.33 (8, 1)	0.2		3	1	0	0	0	0	0	0	0	0	0	9	12	0.00	1.500										
Alan Mills, R ERA: 2.45 (8, 1)	0.1		1	0	0	0	1	0	0	0	0	0	0	3	3	0.00	0.000										
Jeff Shaw, R ERA: 2.45 (9, 1)	1.0		3	0	0	0	2	0	0	0	0	0	0	10	14	0.00	0.000										

AB	30
R	2
H	6
RBI	2
BB	3
SO	7
LOB	11



Batter	1	2	3	4	5	6	7	8	9	AB R H RBI BB SO LOB
Eric Young Sr., R (1, 4) OBP: 0.348, SLG: 0.339	0-2 G6-3			0-1 G4-3		3-1 E4		3-2 P6		4 0 0 0 0 0 0
Dave Hansen, L (1, 5) OBP: 0.474, SLG: 0.517	1-2 L4			0-1 F8		0-2 F8		1-1 G4-3		4 0 0 0 0 0 1
Gary Sheffield, R (1, 7) OBP: 0.405, SLG: 0.533	1-0 G6-3			0-0 FC5-4 1B		4-0 1B BB		3-3 K		3 1 1 0 1 1 0
Raul Mondesi, R (1, 9) OBP: 0.349, SLG: 0.549		0-0 L5		0-0 FC5-4 1-2f		1-1 1B 1-2 1B		1-1 G6-3		4 0 1 0 0 0 1
Todd Hollandsworth, L (1, 8) OBP: 0.348, SLG: 0.469		0-3 K			0-0 G6-3		0-1 FC1-2 1-3 2-H 1B		1-0 BB 1B	4 0 2 1 0 1 0
Eric Karros, R (1, 3) OBP: 0.349, SLG: 0.508		0-3 K			3-2 G4-6-3 1B		3-2 P6		4-2 1-2 BB	3 0 1 0 1 1 2
Jose Vizcaino, S (1, 6) OBP: 0.299, SLG: 0.297			2-1 F7		0-1 G4-6-3 1-2f		1-0 FC1-2 1-2f		0-3 K	4 0 0 0 0 1 5
Angel Pena, R (1, 2) OBP: 0.232, SLG: 0.262			1-1 F8			1-0 L3		1-0 P6		2 0 0 0 0 0 0
22 Devon White, S (7, PH) OBP: 0.317, SLG: 0.413										1 0 0 0 0 0 2
Pedro Borbon, R (8, 1)										0 0 0 0 0 0 0
Alan Mills, R (8, 1)										0 0 0 0 0 0 0
Jeff Shaw, R (9, 1)										0 0 0 0 0 0 0
37 Darren Dreifort, R (1, 1) OBP: 0.321, SLG: 0.308			1-3 K			1-3 K		1-2 G5-3		2 0 0 0 0 2 0
Todd Hundley, S (8, 2) OBP: 0.287, SLG: 0.407										1 0 0 0 0 0 0

Inning Stats	R: 0	H: 0	E: 0	K: 0	S: 7	R: 0	H: 0	E: 0	K: 2	S: 8	R: 0	H: 0	E: 0	K: 1	S: 7	R: 0	H: 1	E: 0	K: 0	S: 6	R: 0	H: 1	E: 0	K: 0	S: 6	R: 1	H: 2	E: 0	K: 0	S: 9	R: 0	H: 0	E: 0	K: 0	S: 8	R: 0	H: 1	E: 0	K: 2	S: 15	1B: 5	2B: 0	3B: 0	HR: 0	SF: 0	SAC: 0	DP: 1	HBP: 0	WP: 0	PB: 0	SB: 1	CS: 0	PA: 34
--------------	------	------	------	------	------	------	------	------	------	------	------	------	------	------	------	------	------	------	------	------	------	------	------	------	------	------	------	------	------	------	------	------	------	------	------	------	------	------	------	-------	-------	-------	-------	-------	-------	--------	-------	--------	-------	-------	-------	-------	--------

PITCHER	IP	WLS	BF	H	R	ER	SO	BB	IBB	HBP	BLK	WP	HR	S	P	ERA	WHIP
Andy Ashby, R (1, 1) ERA: 3.49	6.0	W	23	4	1	1	4	1	0	0	0	0	0	47	66	1.50	0.833
Donne Wall, R (7, 1) ERA: 2.81	2.0	H	6	0	0	0	0	0	0	0	0	0	0	13	23	0.00	0.000
Dan Miceli, R (9, 1) ERA: 3.77	1.0	S	5	1	0	0	2	1	0	0	0	0	0	15	24	0.00	2.000

BOTTOM

San Diego Padres @ Los Angeles Dodgers
 Dodger Stadium, Los Angeles, CA
 Thu Jun 24 1999, 7:10 PM PDT
 Att: 31,028 - Unknown - 64 F

livebaseballscores.com

AB	32
R	1
H	5
RBI	1
BB	2
SO	6
LOB	11



Colorado Rockies @ San Diego Padres
Qualcomm Stadium, San Diego, CA

Fri Jun 25 1999, 10:05 PM EDT
Att. 22,362 - Unknown - 69 F

AB	34
R	1
H	7
RBI	1
BB	1
SO	6
LOB	11



Batter	1	2	3	4	5	6	7	8	9	AB	R	H	RBI	BB	SO	LOB
Darryl Hamilton, L OBP: 0.370, SLG: 0.397 Curt Leskanic, R OBP: 0.500, SLG: 2.000	1-3 K		1-0 F8			1-1 G4-3		0-1 1B		4	0	1	0	0	1	0
Neffi Perez, S OBP: 0.326, SLG: 0.426	1-1 L7			2-2 P5		2-1 F8		1-0 F8		4	0	0	0	0	0	1
Larry Walker, L OBP: 0.448, SLG: 0.729 Angel Echevarria, R OBP: 0.364, SLG: 0.600	3-1 FC4-6 1B			1-0 P6		1-0 F7		2-2 F8		3	0	1	0	0	0	0
Dante Bichette, R OBP: 0.331, SLG: 0.524	0-1 FC4-6 1-2f			1-2 FC6-4 1B		4-2 7 1B BB			3-2 HR	3	1	2	1	1	0	1
Vinny Castilla, R OBP: 0.338, SLG: 0.485		2-0 F8		0-0 FC6-4 1-2f		1-1 F8			1-0 G6-3	4	0	0	0	0	0	2
17 Todd Helton, L OBP: 0.375, SLG: 0.563		1-3 K			1-0 G4-3		2-1 L7		2-2 FC4-6 1B	4	0	1	0	0	1	1
7 Kurt Abbott, R OBP: 0.316, SLG: 0.479		0-3 K			0-0 F9		0-2 FC5-4 1B		2-3 K	4	0	1	0	0	2	1
Henry Blanco, R OBP: 0.367, SLG: 0.449 Jeff Reed, L OBP: 0.368, SLG: 0.368			2-2 F8		2-1 1B		1-1 FC5-4 1-2f		0-2 FC4-6 1-2f	3	0	1	0	0	0	2
Brian Bohanon, L OBP: 0.231, SLG: 0.194 David Wainhouse, L OBP: 0.318, SLG: 0.476			2-3 K		2-0 G4-3			2-3 K		2	0	0	0	0	1	1
										0	0	0	0	0	0	0
										1	0	0	0	0	1	0

Batter	1	2	3	4	5	6	7	8	9	AB	R	H	RBI	BB	SO	LOB
Darryl Hamilton, L OBP: 0.370, SLG: 0.397 Curt Leskanic, R OBP: 0.500, SLG: 2.000	1-3 K		1-0 F8			1-1 G4-3		0-1 1B		4	0	1	0	0	1	0
Neffi Perez, S OBP: 0.326, SLG: 0.426	1-1 L7			2-2 P5		2-1 F8		1-0 F8		4	0	0	0	0	0	1
Larry Walker, L OBP: 0.448, SLG: 0.729 Angel Echevarria, R OBP: 0.364, SLG: 0.600	3-1 FC4-6 1B			1-0 P6		1-0 F7		2-2 F8		3	0	1	0	0	0	0
Dante Bichette, R OBP: 0.331, SLG: 0.524	0-1 FC4-6 1-2f			1-2 FC6-4 1B		4-2 7 1B BB			3-2 HR	3	1	2	1	1	0	1
Vinny Castilla, R OBP: 0.338, SLG: 0.485		2-0 F8		0-0 FC6-4 1-2f		1-1 F8			1-0 G6-3	4	0	0	0	0	0	2
17 Todd Helton, L OBP: 0.375, SLG: 0.563		1-3 K			1-0 G4-3		2-1 L7		2-2 FC4-6 1B	4	0	1	0	0	1	1
7 Kurt Abbott, R OBP: 0.316, SLG: 0.479		0-3 K			0-0 F9		0-2 FC5-4 1B		2-3 K	4	0	1	0	0	2	1
Henry Blanco, R OBP: 0.367, SLG: 0.449 Jeff Reed, L OBP: 0.368, SLG: 0.368			2-2 F8		2-1 1B		1-1 FC5-4 1-2f		0-2 FC4-6 1-2f	3	0	1	0	0	0	2
Brian Bohanon, L OBP: 0.231, SLG: 0.194 David Wainhouse, L OBP: 0.318, SLG: 0.476			2-3 K		2-0 G4-3			2-3 K		2	0	0	0	0	1	1
										0	0	0	0	0	0	0
										1	0	0	0	0	1	0

Inning Stats	R: 0	H: 1	E: 0	LOB: 1	K: 1	BB: 0	S: 9	P: 14	R: 0	H: 0	E: 0	LOB: 0	K: 2	BB: 0	S: 9	P: 12	R: 0	H: 0	E: 0	LOB: 0	K: 1	BB: 0	S: 10	P: 15	R: 0	H: 1	E: 0	LOB: 1	K: 0	BB: 0	S: 5	P: 10	R: 0	H: 0	E: 0	LOB: 0	K: 0	BB: 0	S: 5	P: 9	R: 0	H: 1	E: 0	LOB: 2	K: 0	BB: 1	S: 15	P: 23	R: 0	H: 1	E: 0	LOB: 1	K: 1	BB: 0	S: 10	P: 15	R: 1	H: 2	E: 0	LOB: 1	K: 1	BB: 0	S: 14	P: 22	1B: 6	SF: 0	2B: 0	SAC: 0	3B: 0	DP: 0	HR: 1	HBP: 0	WP: 0	PA: 35
--------------	------	------	------	--------	------	-------	------	-------	------	------	------	--------	------	-------	------	-------	------	------	------	--------	------	-------	-------	-------	------	------	------	--------	------	-------	------	-------	------	------	------	--------	------	-------	------	------	------	------	------	--------	------	-------	-------	-------	------	------	------	--------	------	-------	-------	-------	------	------	------	--------	------	-------	-------	-------	-------	-------	-------	--------	-------	-------	-------	--------	-------	--------

PITCHER	IP	WLS	BF	H	R	ER	SO	BB	IBB	HBP	BLK	WP	HR	S	P	ERA	WHIP
Brian Boehringer, R ERA: 2.77	(1, 1)	7.0	W	26	4	0	4	1	0	0	0	0	0	63	97	0.00	0.714
Heath Murray, L ERA: 4.37	(8, 1)	1.0		4	1	0	1	0	0	0	0	0	0	10	15	0.00	1.000
Carlos Reyes, R ERA: 3.16	(9, 1)	1.0		5	2	1	1	0	0	0	0	0	1	14	22	9.00	2.000

Colorado Rockies @ San Diego Padres
Qualcomm Stadium, San Diego, CA

Fri Jun 25 1999, 10:05 PM EDT
Att: 22,362 - Unknown - 69 F

livebaseballscores.com

AB	32
R	10
H	10
RBI	10
BB	6
SO	5
LOB	14



WP:	1	PA:	39
PB:	0	SB:	1
CS:	0		

Batter	1	2	3	4	5	6	7	8	9	AB	R	H	RBI	BB	SO	LOB
Quilvio Veras, S OBP: 0.353, SLG: 0.351 Ed Giovanola, L OBP: 0.304, SLG: 0.275	4-1 S HR BB		1-1 FC5-2 2B		2-2 2B 2B 1B	1-0 E5 FC3-6		1-0 P6		3	2	2	1	1	0	0
Damian Jackson, R OBP: 0.335, SLG: 0.404 Carlos Reyes, S	0-0 L7		1-3 K		3-1 2B 2B	1-1 FC3-6		3-3 K		5	1	1	0	0	2	4
Eric Owens, R OBP: 0.321, SLG: 0.433	1-1 G5-3		3-2 FC5-2		1-1 3B 2B	1-2 G4-3		1-2 L4		5	1	1	2	0	0	4
Phil Nevin, R OBP: 0.306, SLG: 0.504	0-1 HR		3-1 F9		0-0 3B 1B			2-2 G6-3		4	2	2	2	0	0	2
Wally Joyner, L OBP: 0.373, SLG: 0.343 Heath Murray, L OBP: 0.250, SLG: 0.182 David Newhan, L OBP: 0.188, SLG: 0.250	0-0 G3		3-3 K		0-0 1B 3B			2-1 WP 2B		4	2	2	2	0	1	0
George Arias, R OBP: 0.256, SLG: 0.402		1-3 K		0-1 G6-3	1-0 BB 1B			4-1 BB 2B BB		3	1	1	1	1	1	0
Ruben Rivera, R OBP: 0.255, SLG: 0.452		3-1 F9		1-0 G1-3	4-1 BB BB			2-1 P7		3	0	0	0	1	0	2
Ben Davis, S		0-0 F8			SH3-4 1B			4-2 2B BB		2	1	0	0	2	0	2
Brian Boehringer, S John Vander Wal, L OBP: 0.406, SLG: 0.446			4-1 2B FC5-2 BB		1 SAFE SH3-4 1B	0-0 SH3-4		2-1 1-H 2-H 3-H 2B		1	0	0	0	1	1	0
										1	0	1	2	0	0	0

1B:	3	SF:	0
2B:	5	SAC:	1
3B:	1	DP:	1
HR:	1	HBP:	0

R:	2	H:	1	R:	0	H:	0	R:	0	H:	0	R:	2	H:	2	R:	0	H:	0
E:	0	LOB:	0	E:	0	LOB:	0	E:	0	LOB:	0	E:	0	LOB:	2	E:	0	LOB:	0
K:	0	BB:	1	K:	0	BB:	0	K:	0	BB:	0	K:	0	BB:	2	K:	1	BB:	0
S:	7	P:	12	S:	6	P:	10	S:	7	P:	11	S:	12	P:	28	S:	8	P:	13

R:	0	H:	0	R:	0	H:	0	R:	6	H:	6	R:	0	H:	0	R:	0	H:	0
E:	0	LOB:	0	E:	0	LOB:	0	E:	0	LOB:	1	E:	1	LOB:	1	E:	0	LOB:	0
K:	1	BB:	1	K:	1	BB:	1	K:	0	BB:	2	K:	1	BB:	0	K:	0	BB:	0
S:	11	P:	23	S:	7	P:	11	S:	13	P:	29	S:	9	P:	14	S:	12	P:	13

PITCHER	IP	WLS	BF	H	R	ER	SO	BB	IBB	HBP	BLK	WP	HR	S	P	ERA	WHIP													
Brian Bohanon, L ERA: 6.28	4.1	L	23	7	8	8	3	3	0	0	0	0	1	0	24	51	6.75	2.250												
David Wainhouse, R ERA: 6.6	2.2		13	3	2	2	1	3	0	0	0	0	0	0	8	13	0.00	0.000												
Curt Leskanic, R ERA: 4.76	1.0		3	0	0	0	1	0	0	0	0	0	0	0	8	13	0.00	0.000												

Batter	1	2	3	4	5	6	7	8	9	AB R H RBI BB SO LOB	TOP
--------	---	---	---	---	---	---	---	---	---	----------------------	-----

Darryl Hamilton, L (1, 8) OBP: 0.371, SLG: 0.394	1-1 HR 1B	1-2 G4-3			1-1 F7		2-2 F7		4-0 FC4-6 BB	4 1 1 0 1 0 2	
---	-----------------	-------------	--	--	-----------	--	-----------	--	--------------------	---------------	--

Neffi Perez, S (1, 6) OBP: 0.328, SLG: 0.436	0-0 HR		2-2 G4-3		3-2 F9		2-2 1B		1-1 FC4-6 2B	5 2 2 2 0 0 2	
---	-----------	--	-------------	--	-----------	--	-----------	--	--------------------	---------------	--

Larry Walker, L (1, 9) OBP: 0.447, SLG: 0.724	0-2 G4-3		0-0 G6-3		4-2 1B 1B BB		2-2 P5		0-0 2B	4 1 1 2 1 0 1	
--	-------------	--	-------------	--	-----------------------	--	-----------	--	-----------	---------------	--

Dante Bichette, R (1, 7) OBP: 0.330, SLG: 0.524	0-3 K		0-1 2B		1-1 F9		3-2 F8		0-3 K	4 0 1 0 0 1 2	
Dave Veres, R (7, 1)										0 0 0 0 0 0 0	
7 Kurt Abbott, R (9, PH) OBP: 0.312, SLG: 0.472										1 0 0 0 0 1 1	

Vinny Castilla, R (1, 5) OBP: 0.337, SLG: 0.481	1-0 F8		2-0 G5-3		1-2 17 1B 1B		0-1 F8			4 1 1 0 0 0 1	
--	-----------	--	-------------	--	--------------------	--	-----------	--	--	---------------	--

17 Todd Helton, L (1, 3) OBP: 0.377, SLG: 0.560		4-2 CS 1B BB		1-3 K		0-1 G3 1B 1B		2-2 F7		3 0 1 1 1 1 0	
--	--	-----------------------	--	----------	--	-----------------------	--	-----------	--	---------------	--

Lenny Harris, L (1, 4) OBP: 0.258, SLG: 0.258		0-0 E 1B		1-0 G3-1		1-0 G3 1B		0-2 L5		4 0 2 1 0 0 0	
--	--	----------------	--	-------------	--	-----------------	--	-----------	--	---------------	--

Jeff Reed, L (1, 2) OBP: 0.364, SLG: 0.364		0-0 P8		2-2 F8		1-1 G3			0-0 FC4-6 BB 2B 1B	4 1 1 0 0 0 4	
---	--	-----------	--	-----------	--	-----------	--	--	--------------------------------	---------------	--

Mark Brownson, L (1, 1) OBP: 0.111, SLG: 0.111		1-2 E4		2-2 P6		3-3 K			1-3 K	1 0 0 0 0 0 2	
Chuck McElroy, L (2, 1) OBP: 0.391, SLG: 0.762										0 0 0 0 0 0 0	
Terry Shumpert, R (5, PH)										1 0 0 0 0 0 0	
Curt Leskanic, R (5, 1) OBP: 0.500, SLG: 2.000										0 0 0 0 0 0 0	
Angel Echevarria, R (6, PH) OBP: 0.389, SLG: 0.592										1 0 0 0 0 1 2	
Mike DeJean, R (6, 1)										0 0 0 0 0 0 0	
Edgard Clemente, R (7, 7) OBP: 0.304, SLG: 0.455		1-3 2-3								1 0 0 0 0 1 1	

Inning Stats	R: 2 E: 0 K: 1 S: 10	H: 2 LOB: 0 BB: 0 P: 12	R: 0 E: 1 K: 0 S: 10	H: 1 LOB: 2 BB: 1 P: 16	R: 0 E: 0 K: 0 S: 7	H: 1 LOB: 1 BB: 0 P: 11	R: 0 E: 0 K: 1 S: 8	H: 0 LOB: 0 BB: 0 P: 12	R: 0 E: 0 K: 0 S: 10	H: 0 LOB: 0 BB: 0 P: 16	R: 2 E: 0 K: 1 S: 16	H: 3 LOB: 2 BB: 1 P: 27	R: 0 E: 0 K: 0 S: 14	H: 1 LOB: 1 BB: 0 P: 23	R: 0 E: 0 K: 0 S: 8	H: 0 LOB: 0 BB: 0 P: 10	R: 2 E: 0 K: 2 S: 11	H: 2 LOB: 1 BB: 1 P: 17	1B: 7 2B: 2 3B: 0 HR: 1	SF: 0 SAC: 0 DP: 0 HBP: 0	WP: 0 PB: 0 SB: 0 CS: 1	PA: 40
--------------	-------------------------------	----------------------------------	-------------------------------	----------------------------------	------------------------------	----------------------------------	------------------------------	----------------------------------	-------------------------------	----------------------------------	-------------------------------	----------------------------------	-------------------------------	----------------------------------	------------------------------	----------------------------------	-------------------------------	----------------------------------	----------------------------------	------------------------------------	----------------------------------	--------

PITCHER	IP	WLS	BF	H	R	ER	SO	BB	IBB	HBP	BLK	WP	HR	S	P	ERA	WHIP
Matt Clement, R (1, 1) ERA: 4.76	6.0	W	27	7	4	4	3	2	0	0	0	0	1	61	94	6.00	1.500
Will Cunnane, R (7, 1) ERA: 2.7	1.0		4	1	0	0	0	0	0	0	0	0	0	14	23	0.00	1.000
Heath Murray, L (8, 1) ERA: 4.25	1.0		3	0	0	0	0	0	0	0	0	0	0	8	10	0.00	0.000
Carlos Reyes, R (9, 1) ERA: 3.55	1.0		6	2	2	2	2	1	0	0	0	0	0	11	17	18.00	3.000

Colorado Rockies @ San Diego Padres
Qualcomm Stadium, San Diego, CA
Sat Jun 26 1999, 10:05 PM EDT
Att. 47,808 - Unknown - 68 F

livebaseballscorecards.com

AB	37
R	6
H	10
RBI	6
BB	3
SO	5
LOB	18



Batter	1	2	3	4	5	6	7	8	9
Quilvio Veras, S (1, 4) OBP: 0.354, SLG: 0.350 David Newhan, L (8, 4) OBP: 0.188, SLG: 0.250	G6-3	WP FC4-6 BB	G5-3			L3	E 1B 1B		
Eric Owens, R (1, 9) OBP: 0.318, SLG: 0.427	P4	K2-3		F8		S 1B	FC6 1B 1-2 3-H		
Reggie Sanders, R (1, 7) OBP: 0.387, SLG: 0.494	S HR BB	FC4-6 BB IBB		S 2B 1B		G6-4-3 BB	K F8		
Dave Magadan, L (1, 5) OBP: 0.353, SLG: 0.392 Will Cunnane, R (7, 1) Greg Myers, L (7, PH) OBP: 0.353, SLG: 0.400 Heath Murray, L (8, 1) OBP: 0.250, SLG: 0.182 Carlos Reyes, S (9, 1)	3-2 HR	FC4-6 BB		F7		G6-4-3 1-2f	1-3 2-H 1B		
Wally Joyner, L (1, 3) OBP: 0.367, SLG: 0.345	L9	FC4-6		2-2 1-H 2B					
Ruben Rivera, R (1, 8) OBP: 0.258, SLG: 0.445				2-3 K					
Damian Jackson, R (1, 6) OBP: 0.338, SLG: 0.403 George Arias, R (8, PH) OBP: 0.254, SLG: 0.398		BB 1B BB BB	E5 G3		K		BB 1B BB 1B		
Ben Davis, S (1, 2) OBP: 0.308, SLG: 0.100 Phil Nevin, R (8, 2) OBP: 0.304, SLG: 0.500		BB BB WP 1B	G5-3		G4-3		BB 1B E BB		
Matt Clement, R (1, 1) OBP: 0.167, SLG: 0.130 Ed Giovanola, L (7, 5) OBP: 0.319, SLG: 0.293		WP BB BB BB	G3		K		E4 1B E 1B 1-H 2-H 3-H		

Inning Stats	R: 2	H: 1	E: 0	LOB: 0	K: 0	P: 16	R: 5	H: 1	E: 0	LOB: 2	K: 2	P: 48	R: 0	H: 0	E: 1	LOB: 1	K: 0	P: 7	R: 1	H: 2	E: 0	LOB: 1	K: 1	P: 18	R: 0	H: 0	E: 0	LOB: 0	K: 2	P: 13	R: 0	H: 1	E: 0	LOB: 1	K: 0	P: 21	R: 5	H: 4	E: 2	LOB: 2	K: 2	P: 50	R: 0	H: 0	E: 0	LOB: 0	K: 2	P: 10
--------------	------	------	------	--------	------	-------	------	------	------	--------	------	-------	------	------	------	--------	------	------	------	------	------	--------	------	-------	------	------	------	--------	------	-------	------	------	------	--------	------	-------	------	------	------	--------	------	-------	------	------	------	--------	------	-------

PITCHER		IP	WLS	BF	H	R	ER	SO	BB	IBB	HBP	BLK	WP	HR	S	P	ERA	WHIP
Mark Brownson, R	(1, 1)	1.0	L	9	2	6	6	0	4	0	0	0	0	1	13	34	54.00	6.000
Chuck McElroy, L	(2, 1)	3.0		15	2	2	2	3	2	1	0	0	1	0	29	55	6.00	1.333
Curt Leskanic, R	(5, 1)	1.0		3	0	0	0	2	0	0	0	0	0	0	8	13	0.00	0.000
Mike DeJean, R	(6, 1)	1.1		10	4	5	3	1	3	0	0	0	0	0	31	57	20.25	5.250
Dave Veres, R	(7, 1)	1.2		7	1	0	0	3	0	0	0	0	0	0	17	24	0.00	0.600

BOTTOM

AB	R	H	RBI	BB	SO	LOB
4	2	1	1	1	0	1
0	0	0	0	0	0	0
5	0	1	1	0	1	3
2	2	1	0	3	1	2
3	1	1	3	1	0	3
0	0	0	0	0	0	0
1	0	1	1	0	0	0
0	0	0	0	0	0	0
0	0	0	0	0	0	0
5	0	1	2	0	1	4
3	2	0	0	2	2	3
3	2	1	0	1	1	0
1	0	0	0	0	1	0
3	2	1	0	1	0	1
1	0	0	0	0	1	0
2	1	0	1	1	1	1
1	1	1	2	0	0	0

AB 34
R 13
H 9
RBI 11
BB 10
SO 9
LOB 18


WP: 1 **PA: 44**
PB: 0
SB: 4
CS: 0

SF: 0 **SAC: 0**
DP: 1 **HBP: 0**

Colorado Rockies @ San Diego Padres
Qualcomm Stadium, San Diego, CA

Sat Jun 26 1999, 10:05 PM EDT
 Att: 47,808 - Unknown - 68 F

livebaseballscorecards.com



Batter	1	2	3	4	5	6	7	8	9	AB R H RBI BB SO LOB	TOP											
Terry Shumpert, R (1, 8) OBP: 0.380, SLG: 0.711 Darryl Hamilton, L (9, PH) OBP: 0.370, SLG: 0.393	3-3 K		0-3 K		4-2 BB			1-2 P6	1-0 E3	3 0 0 0 1 2 1 1 0 0 0 0 0 2												
Nefti Perez, S (1, 6) OBP: 0.322, SLG: 0.429	0-1 F9		0-0 P6		1-1 F8			1-1 G4-3	1-2 FC6	5 0 0 0 0 0 6												
Larry Walker, L (1, 9) OBP: 0.444, SLG: 0.716	1-2 G6-3			0-1 1B		2-2 K		0-0 P6		4 0 1 0 0 1 0												
Vinny Castilla, R (1, 5) OBP: 0.339, SLG: 0.504		0-1 G6-3		2-3 K		0-2 HR		1-0 HR		4 2 2 2 0 1 1												
17 Todd Helton, L (1, 3) OBP: 0.379, SLG: 0.559		3-2 1B		2-3 K		2-2 F7		2-2 E 1B		4 1 2 0 0 1 1												
7 Kurt Abbott, R (1, 4) OBP: 0.296, SLG: 0.447		0-3 K		1-0 P6		1-0 F8		0-0 E BB		4 0 0 0 0 1 3												
Angel Echevarria, R (1, 7) OBP: 0.341, SLG: 0.560		1-3 K			1-0 F9		1-2 G6-3	0-3 K		4 0 0 0 0 2 3												
Henry Blanco, R (1, 2) OBP: 0.374, SLG: 0.473 Lenny Harris, L (9, PH) OBP: 0.266, SLG: 0.258			2-2 3B		2-2 BB 1B		2-1 F9	4-0 E BB		3 0 2 0 0 0 0 0 0 0 0 1 0 0												
Darryl Kile, R (1, 1) OBP: 0.129, SLG: 0.069 Dante Bichette, R (7, PH) OBP: 0.329, SLG: 0.522 David Wainhouse, L (7, 1) Jeff Reed, L (9, PH) OBP: 0.361, SLG: 0.360			0-3 K		1-2 P6		3-2 F7	0-3 K		2 0 0 0 0 1 2 1 0 0 0 0 0 0 0 0 0 0 0 0 0 1 0 0 0 0 1 3												
Inning Stats	R: 0 E: 0 K: 1 S: 9	H: 0 LOB: 0 BB: 0 P: 13	R: 0 E: 0 K: 2 S: 12	H: 1 LOB: 1 BB: 0 P: 16	R: 0 E: 0 K: 2 S: 10	H: 1 LOB: 1 BB: 0 P: 12	R: 0 E: 0 K: 2 S: 9	H: 1 LOB: 1 BB: 0 P: 14	R: 0 E: 0 K: 0 S: 12	H: 1 LOB: 2 BB: 1 P: 21	R: 1 E: 0 K: 1 S: 11	H: 1 LOB: 0 BB: 0 P: 16	R: 0 E: 0 K: 0 S: 8	H: 0 LOB: 0 BB: 0 P: 14	R: 0 E: 0 K: 0 S: 6	H: 0 LOB: 0 BB: 0 P: 8	R: 2 E: 2 K: 2 S: 16	H: 2 LOB: 3 BB: 1 P: 25	1B: 4 2B: 0 3B: 1 HR: 2	SF: 0 SAC: 0 DP: 0 HBP: 0	WP: 0 PB: 0 SB: 0 CS: 0	PA: 38
PITCHER	IP WLS BF H R ER SO BB IBB HBP BLK WP HR S P ERA WHIP																					
Sterling Hitchcock, L (1, 1) ERA: 4.33 Trevor Hoffman, R (9, 1) ERA: 3.16	8.0 W 31 6 2 2 8 1 0 0 0 0 2 78 116 2.25 0.875																					
	1.0 S 7 1 1 0 2 1 0 0 0 0 0 0 15 23 0.00 2.000																					

Colorado Rockies @ San Diego Padres
Qualcomm Stadium, San Diego, CA
Sun Jun 27 1999, 4:05 PM EDT
Att. 25,177 - Unknown - 75 F

livebaseballscorecards.com

AB	36
R	3
H	7
RBI	2
BB	2
SO	10
LOB	22



Batter	1	2	3	4	5	6	7	8	9	AB	R	H	RBI	BB	SO	LOB	BOTTOM
Quilvio Veras, S (1, 4) OBP: 0.357, SLG: 0.357	3-2 		2-2 	1-1 FC4-6 		1-1 				4	2	2	1	0	0	2	Colorado Rockies @ San Diego Padres Qualcomm Stadium, San Diego, CA Sun Jun 27 1999, 4:05 PM EDT Att: 25,177 - Unknown - 75 F livebaseballscorecards.com
Eric Owens, R (1, 8) (6, 7) OBP: 0.317, SLG: 0.423	2-0 		2-2 	3-3 		3-1 				4	1	1	0	0	1	3	
Reggie Sanders, R (1, 9) OBP: 0.385, SLG: 0.491	1-1 		2-1 		0-1 		2-1 			3	0	1	1	0	0	1	
John Vander Wal, L (1, 7) OBP: 0.411, SLG: 0.463 Ruben Rivera, R (5, PR) (6, 8) OBP: 0.262, SLG: 0.445	0-1 		1-2 	1 SAFE 1-2 		4-2 				2	0	2	2	0	0	0	
Wally Joyner, L (1, 3) OBP: 0.357, SLG: 0.333	0-0 		1-2 		3-2 		0-1 			4	0	0	0	0	0	4	
Greg Myers, L (1, 2) OBP: 0.357, SLG: 0.394		0-0 		4-2 	4-0 		2-1 			2	0	0	0	2	0	0	
George Arias, R (1, 5) OBP: 0.254, SLG: 0.393		0-1 		0-1 	1-0 		0-3 			4	1	1	0	0	1	3	
Damian Jackson, R (1, 6) OBP: 0.336, SLG: 0.400		2-2 		0-0 	2-0 		1-3 			4	0	1	0	0	1	3	
Sterling Hitchcock, L (1, 1) OBP: 0.188, SLG: 0.103 Trevor Hoffman, R (9, 1)			4-0 	0-0 		0-3 				2	1	0	0	1	1	3	

Inning Stats	R: 1 E: 0 K: 0 S: 9	H: 2 LOB: 1 BB: 0 P: 15	R: 0 E: 0 K: 0 S: 6	H: 0 LOB: 0 BB: 0 P: 8	R: 3 E: 0 K: 1 S: 14	H: 2 LOB: 0 BB: 1 P: 26	R: 1 E: 0 K: 1 S: 12	H: 2 LOB: 2 BB: 1 P: 20	R: 0 E: 0 K: 0 S: 13	H: 2 LOB: 3 BB: 1 P: 24	R: 0 E: 0 K: 1 S: 7	H: 0 LOB: 0 BB: 0 P: 11	R: 0 E: 0 K: 0 S: 7	H: 0 LOB: 0 BB: 1 P: 13	R: 0 E: 0 K: 2 S: 8	H: 0 LOB: 0 BB: 0 P: 11	1B: 6 2B: 2 3B: 0 HR: 0	SF: 2 SAC: 0 DP: 1 HBP: 0	WP: 2 PB: 0 SB: 2 CS: 0	PA: 35
---------------------	------------------------------	----------------------------------	------------------------------	---------------------------------	-------------------------------	----------------------------------	-------------------------------	----------------------------------	-------------------------------	----------------------------------	------------------------------	----------------------------------	------------------------------	----------------------------------	------------------------------	----------------------------------	----------------------------------	------------------------------------	----------------------------------	--------

PITCHER	IP	WLS	BF	H	R	ER	SO	BB	IBB	HBP	BLK	WP	HR	S	P	ERA	WHIP
Darryl Kile, R ERA: 5.66	(1, 1)	6.0	L	29	8	5	5	2	2	1	0	2	0	61	104	7.50	1.667
David Wainhouse, R ERA: 5.82	(7, 1)	2.0		6	0	0	2	1	0	0	0	0	0	15	24	0.00	0.500

AB	29
R	5
H	8
RBI	4
BB	4
SO	4
LOB	19



Batter	1	2	3	4	5	6	7	8	9
Quilvio Veras, S <small>OBP: 0.354, SLG: 0.350</small> (1, 4)	3-2 E5 FC6-4	2-2 G6-3			0-0 F7	4-2 1B S FC6-4 HBP		1-1 G1	
Eric Owens, R <small>OBP: 0.319, SLG: 0.423</small> (1, 8) (6, 7)	0-0 FC6-4 E S 1-2f		1-3 K		1-1 1B S SF8 1B	1-1 1B S FC6-4 1B		2-2 F9	
Reggie Sanders, R <small>OBP: 0.382, SLG: 0.486</small> (1, 9)	1-2 E3 1B 1B 1-H		0-2 F9		3-2 2B S 1B 3-H	0-0 FC6-4 CS			
John Vander Wal, L <small>OBP: 0.416, SLG: 0.496</small> Ruben Rivera, R <small>OBP: 0.261, SLG: 0.443</small> (1, 7) (6, 8)	0-2 1B 1-2		0-0 HR		2-2 SF8 1-2 3-H	2-1 CS 1-2	2-3 K		
Wally Joyner, L <small>OBP: 0.361, SLG: 0.333</small> (1, 3)	0-1 G3-6-1 1B 1-2 2-3		1-2 P5		4-0 2B IBB		2-2 G3-1		
Greg Myers, L <small>OBP: 0.355, SLG: 0.391</small> Ben Davis, S <small>OBP: 0.375, SLG: 0.308</small> (1, 2) (3, 2)	2-1 G3-6-1 1-2f			2-3 K	3-2 2B 1-H 2-H		1-1 1B		
George Arias, R <small>OBP: 0.246, SLG: 0.381</small> (1, 5)		1-2 G3-1		1-3 K	0-3 K		2-3 K		
Damian Jackson, R <small>OBP: 0.339, SLG: 0.399</small> (1, 6)		2-1 G4-3 S 1B		1-2 G6-3		3-1 E5 WP S S		4-2 S S BB	
Woody Williams, R <small>OBP: 0.194, SLG: 0.206</small> David Newhan, L <small>OBP: 0.176, SLG: 0.235</small> Donnie Wall, R <small>OBP: 0.301, SLG: 0.496</small> Phil Nevin, R <small>OBP: 0.301, SLG: 0.496</small> Will Cunnane, R <small>OBP: 0.301, SLG: 0.496</small> Trevor Hoffman, R <small>OBP: 0.301, SLG: 0.496</small> (1, 1) (6, PH) (7, 1) (8, PH) (9, 1) (9, 1)		2-1 G4-3			3-2 1B 1B	1-3 K		0-2 F7	

Inning Stats	R: 1	H: 2	E: 2	K: 0	S: 15	H: 2	LOB: 2	BB: 0	P: 21	R: 0	H: 1	E: 0	K: 0	S: 13	R: 1	H: 1	E: 0	K: 1	S: 10	R: 0	H: 0	E: 0	K: 2	S: 9	R: 4	H: 4	E: 0	K: 1	S: 22	R: 2	H: 1	E: 1	K: 1	S: 13	R: 0	H: 1	E: 0	K: 2	S: 16	R: 0	H: 0	E: 0	K: 0	S: 10	H: 0	LOB: 1	BB: 1	P: 17
--------------	------	------	------	------	-------	------	--------	-------	-------	------	------	------	------	-------	------	------	------	------	-------	------	------	------	------	------	------	------	------	------	-------	------	------	------	------	-------	------	------	------	------	-------	------	------	------	------	-------	------	--------	-------	-------

PITCHER	IP	WLS	BF	H	R	ER	SO	BB	IBB	HBP	BLK	WP	HR	S	P	ERA	WHIP
Pedro Astacio, R <small>ERA: 5.03</small>	(1, 1)	5.0	L	25	8	6	5	4	0	0	0	0	1	69	104	9.00	1.600
Jerry Dipoto, R <small>ERA: 4.5</small>	(6, 1)	2.0		9	2	2	0	3	0	0	1	0	0	29	47	0.00	1.000
David Lee, R <small>ERA: 6.23</small>	(8, 1)	1.0		4	0	0	0	0	1	0	0	0	0	10	17	0.00	1.000

BOTTOM


Colorado Rockies @ San Diego Padres
 Qualcomm Stadium, San Diego, CA

Mon Jun 28 1999, 10:05 PM EDT
 Att: 41,107 - Unknown - 71 F

AB	R	H	RBI	BB	SO	LOB
4	1	0	0	0	0	3
5	2	2	0	0	1	2
4	1	1	3	0	0	1
2	1	2	2	0	0	0
1	0	0	0	0	1	0
3	1	1	0	1	0	0
1	0	0	0	0	0	3
3	0	2	2	0	1	0
4	0	0	0	0	3	2
3	1	1	0	1	0	0
2	1	1	0	0	0	1
1	0	0	0	0	0	0
0	0	0	0	0	0	0
1	0	0	0	0	0	1
0	0	0	0	0	0	0
0	0	0	0	0	0	0
0	0	0	0	0	0	0

AB 34
 R 8
 H 10
 RBI 7
 BB 2
 SO 7
 LOB 14

WP: 1 PA: 39
 PB: 0
 SB: 9
 CS: 1



PITCHER	IP	WLS	BF	H	R	ER	SO	BB	IBB	HBP	BLK	WP	HR	S	P	ERA	WHIP
---------	----	-----	----	---	---	----	----	----	-----	-----	-----	----	----	---	---	-----	------

Batter	1	2	3	4	5	6	7	8	9	10	11	12	AB R H RBI BB SO LOB	TOP	
Eric Young Sr. R (1, 4) OBP: 0.355, SLG: 0.344 Pedro Borbon, R (8, 1) Alan Mills, R (8, 1) 22 Devon White, S (11, PH) OBP: 0.317, SLG: 0.405 (11, 8)	0-0 HR 1B		1-2 G1-3			2-1 S S PB 1B		3-2 F8 2-3			0-0 F8		4 2 2 0 0 0 1 0 0 0 0 0 0 0 0 0 0 0 0 0 0 1 0 0 0 0 0 0	Los Angeles Dodgers @ San Diego Padres Qualcomm Stadium, San Diego, CA Tue Jun 29 1999, 10:05 PM EDT Att. 36,398 - Unknown - 71 F livebaseballscorecards.com	
Todd Hundley, S (1, 2) OBP: 0.297, SLG: 0.472 Angel Pena, R (11, 2) OBP: 0.239, SLG: 0.258	1-1 SAFE 1-H HR		2-3 K			4-2 SAFE PB WP 1-2 BB		1-3 K			0-3 K		4 1 1 2 1 3 1 0 0 0 0 0 0 0		
Gary Sheffield, R (1, 7) OBP: 0.403, SLG: 0.527 Mike Maddux, L (11, 1)	4-1 G6-4-3 BB					2-2 P2 1-2 2-3					0-3 K		4 0 0 0 1 2 2 0 0 0 0 0 0 0		
Eric Karros, R (1, 3) OBP: 0.348, SLG: 0.506	2-2 P4					1-0 F8					0-3 K		5 0 0 0 0 1 2		
Todd Hollandsworth, L (1, 8) OBP: 0.325, SLG: 0.474 (11, 7)	2-1 SAFE G6-4-3 1-2					1-1 G4-3					0-0 P4		5 0 0 0 0 2 1		
Raul Mondesi, R (1, 9) OBP: 0.341, SLG: 0.525	0-0 P3					1-3 K					4-0 SH3-4 1B		4 0 1 0 1 1 0		
Adrian Beltré, R (1, 5) OBP: 0.380, SLG: 0.466	1-1 F9					0-1 F8					0-0 SH3-4		4 0 0 0 0 0 1		
Jose Vizcaino, S (1, 6) OBP: 0.288, SLG: 0.281 Dave Hansen, L (12, PH) OBP: 0.489, SLG: 0.524 Tripp Cramer, R (12, 6) OBP: 0.273, SLG: 0.381	3-1 G4-3					1-0 G4-3					0-0 G3		4 0 1 0 0 0 1 1 0 0 0 0 0 2 0 0 0 0 0 0 0		
Ismael Valdez, R (1, 1) OBP: 0.063, SLG: 0.032 Craig Counsell, L (8, PH) OBP: 0.218, SLG: 0.183 (8, 4)	0-0 G5-3					0-0 G5-3					0-0 SH5-4		2 0 0 0 0 0 0 1 0 0 0 0 0 1		
Inning Stats	R: 2 H: 2 E: 0 LOB: 0 K: 0 BB: 1 S: 10 P: 19	R: 0 H: 0 E: 0 LOB: 0 K: 0 BB: 0 S: 5 P: 9	R: 0 H: 0 E: 0 LOB: 0 K: 1 BB: 0 S: 7 P: 10	R: 0 H: 0 E: 0 LOB: 0 K: 1 BB: 0 S: 6 P: 11	R: 0 H: 0 E: 0 LOB: 0 K: 1 BB: 0 S: 6 P: 8	R: 1 H: 1 E: 0 LOB: 1 K: 0 BB: 1 S: 14 P: 23	R: 0 H: 0 E: 0 LOB: 0 K: 1 BB: 0 S: 6 P: 8	R: 0 H: 1 E: 0 LOB: 1 K: 1 BB: 0 S: 10 P: 17	R: 0 H: 0 E: 0 LOB: 0 K: 1 BB: 0 S: 6 P: 10	R: 0 H: 1 E: 0 LOB: 1 K: 0 BB: 0 S: 4 P: 4	R: 0 H: 0 E: 0 LOB: 0 K: 2 BB: 0 S: 7 P: 7	R: 0 H: 0 E: 1 LOB: 2 K: 1 BB: 1 S: 6 P: 10	1B: 4 SF: 0 2B: 0 SAC: 2 3B: 0 DP: 1 HR: 1 HBP: 0		WP: 1 PA: 44 PB: 1 SB: 2 CS: 0
PITCHER	IP WLS BF H R ER SO BB IBB HBP BLK WP HR S P ERA WHIP														
Andy Ashby, R (1, 1) ERA: 3.39	7.2 0 28 4 3 2 4 2 0 0 0 1 61 101 2.35 0.783														
Heath Murray, L (8, 1) ERA: 4.21	0.1 1 0 0 0 1 0 0 0 0 0 0 3 4 0.00 0.000														
Will Cunnane, R (9, 1) ERA: 4.09	1.0 3 0 0 0 1 0 0 0 0 0 0 6 10 0.00 0.000														
Carlos Reyes, R (10, 1) ERA: 3.46	1.0 4 1 0 0 0 0 0 0 0 0 0 4 4 0.00 1.000														
Trevor Hoffman, R (11, 1) ERA: 3.24	1.0 3 0 0 0 2 0 0 0 0 0 0 7 7 0.00 0.000														
PITCHER	IP WLS BF H R ER SO BB IBB HBP BLK WP HR S P ERA WHIP														
Donne Wall, R (12, 1) ERA: 2.83	1.0 5 0 0 0 1 1 0 0 0 0 0 6 10 0.00 1.000														

AB	39
R	3
H	5
RBI	2
BB	3
SO	9
LOB	12



Batter	1	2	3	4	5	6	7	8	9	10	11	12	AB	R	H	RBI	BB	SO	LOB
Quilvio Veras, S OBP: 0.357, SLG: 0.355	0-1 G4-3		0-0 1B		1-0 1B		1-3 K		0-0 E1	0-0 G4-3			6	0	3	0	0	1	5
Eric Owens, R OBP: 0.324, SLG: 0.422	0-2 CS		1-1 1B		2-3 K		0-0 FC5-4		4-0 IBB		0-0 G5-3		5	0	2	1	1	1	2
Reggie Sanders, R OBP: 0.381, SLG: 0.489	3-2 L8		3-2 G5-3			1-1 SF8	0-2 F8		0-1 L7-5-2		4-0 BB		5	1	1	0	1	0	7
John Vander Wal, L OBP: 0.408, SLG: 0.484		1-2 L4		1-1 F8		2-3 K		2-1 E5	3-1 F8		4-0 BB		3	0	0	0	0	1	1
Ruben Rivera, R OBP: 0.262, SLG: 0.438											1-2 G4-6-3		2	0	0	0	1	0	2
Wally Joyner, L OBP: 0.353, SLG: 0.323		4-1 BB		0-0 L8		1-1 SF8		1-1 F9		0-0 F8		0-0 G4-6-3	4	0	0	1	1	0	3
Donne Wall, R												1-2	0	0	0	0	0	0	0
Ben Davis, S OBP: 0.318, SLG: 0.263		1-3 K		1-1 1B		0-0 G6-3		1-1 F9		0-0 F8		0-0 E4	6	1	1	0	0	1	2
George Arias, R OBP: 0.248, SLG: 0.380			0-3 K		0-3 K							4-0 1B	3	1	1	0	0	2	2
Carlos Baerga, S OBP: 1.000, SLG: 2.000												1-2 BB	1	0	1	0	1	0	0
Damian Jackson, R OBP: 0.343, SLG: 0.399			1-1 F7		0-1 G5-3		0-1 1B	3-1 P2		4-0 BB		0-0 1B	5	1	2	1	1	0	2
Andy Ashby, R												1-2 2-H							
Heath Murray, L			2-3 K		1-2 G5-3		0-1 FC5-4		1-1 E		4-0 BB		3	0	0	1	1	0	0
Wil Cunniffe, R													0	0	0	0	0	0	0
Dave Anderson, L													0	0	0	0	0	0	0
Woody Williams, R													0	0	0	0	0	0	0
Carlos Reyes, S													0	0	0	0	0	0	0
Phil Neun, R													0	0	0	0	0	0	0
Trevis Hoffman, R													0	0	0	0	0	0	0
Ed Giovannola, L													0	0	0	0	0	0	0


Inning Stats	R: 0	H: 1	E: 0	LOB: 0	K: 0	P: 13	R: 0	H: 0	E: 0	LOB: 1	K: 2	P: 13	R: 0	H: 2	E: 0	LOB: 2	K: 1	P: 18	R: 0	H: 1	E: 0	LOB: 1	K: 1	P: 10	R: 0	H: 1	E: 0	LOB: 1	K: 1	P: 13	R: 1	H: 1	E: 0	LOB: 0	K: 1	P: 12	R: 2	H: 3	E: 0	LOB: 1	K: 1	P: 14	R: 0	H: 0	E: 1	LOB: 2	K: 0	P: 17	R: 0	H: 2	E: 1	LOB: 2	K: 0	P: 13	R: 0	H: 1	E: 0	LOB: 3	K: 0	P: 12	R: 0	H: 0	E: 1	LOB: 1	K: 0	P: 6	R: 1	H: 1	E: 1	LOB: 2	K: 0	P: 6	1B: 11	2B: 2	3B: 1	HR: 0	SF: 1	SAC: 0	DP: 2	HBP: 1	WP: 0	PA: 53
PITCHER	IP	WLS	BF	H	R	ER	SO	BB	IBB	HBP	BLK	WP	HR	S	P	ERA	WHIP																																																																	
Ismael Valdez, R ERA: 3.72	7.0		30	9	3	3	7	1	0	0	0	0	0	73	99	3.86	1.429																																																																	
Pedro Borbon, L ERA: 1.59	0.2		3	0	0	0	0	0	0	0	0	0	0	6	10	0.00	0.000																																																																	
Alan Mills, R ERA: 3.03	2.1		13	3	0	0	0	2	1	1	0	0	0	14	32	0.00	2.143																																																																	
Mike Maddux, R ERA: 3.7	1.0	L	7	1	1	0	0	3	0	0	0	0	0	4	16	0.00	4.000																																																																	

Los Angeles Dodgers @ San Diego Padres
Qualcomm Stadium, San Diego, CA

Tue Jun 29 1999, 10:05 PM EDT
Att: 36,398 - Unknown - 71 F

livebaseballscorecards.com

AB	44
R	4
H	13
RBI	4
BB	7
SO	7
LOB	26



Batter	1	2	3	4	5	6	7	8	9	AB R H RBI BB SO LOB	TOP											
Eric Young Sr. R (1, 4) OBP: 0.355, SLG: 0.345	0-1 S 2B 1B	0-0 1-2 2-3 1B		1-1 L9			1-2 G6-3		2-0 G4-3	5 1 2 0 0 0 1												
Todd Hundley S (1, 2) OBP: 0.291, SLG: 0.462	3-2 P3	1-3 K				2-0 G4-3	0-0 L9			4 0 0 0 0 1 4												
Gary Sheffield R (1, 7) OBP: 0.401, SLG: 0.521	4-1 2B BB			2-1 F9		1-2 G6-3	2-3 K			3 0 0 0 1 1 0												
Eric Karros R (1, 3) OBP: 0.354, SLG: 0.524	0-0 2B			2-1 2B 1B		1-0 HR		2-3 K		4 1 3 2 0 1 0												
Raul Mondesi R (1, 9) OBP: 0.343, SLG: 0.523	4-2 2B BB			1-0 F8		1-0 1B		3-2 G6-3		3 0 1 0 1 0 1												
22 Devon White S (1, 8) OBP: 0.321, SLG: 0.408	1-2 CS	3-2 1B 2B		4-1 1B BB		0-0 F8		3-1 G3		3 0 1 0 1 0 1												
Jamie Arnold R (8, 1) OBP: 0.400, SLG: 0.400	1-2									0 0 0 0 0 0 0												
Adrian Beltré R (1, 5) OBP: 0.375, SLG: 0.458				0-3 K		3-2 G6-3			0-0 P5	4 0 0 0 0 1 3												
Jose Vizcaino S (1, 6) OBP: 0.287, SLG: 0.276				0-0 L8			0-3 K2-3		2-3 K	3 0 0 0 1 2 0												
Kevin Brown R (1, 1) OBP: 0.100, SLG: 0.053				0-2 G4-3			0-3 K		0-2 1B	3 0 0 0 0 2 2												
Onan Masaoka R (7, 1)										0 0 0 0 0 0 0												
Trenidad Hubbard R (8, 8) OBP: 0.400, SLG: 0.378										1 0 1 0 0 0 0												
Inning Stats	R: 1 E: 0 K: 0 S: 13	H: 2 LOB: 1 BB: 2 P: 25	R: 0 E: 0 K: 3 S: 14	H: 2 LOB: 3 BB: 1 P: 22	R: 0 E: 0 K: 0 S: 10	H: 1 LOB: 2 BB: 1 P: 22	R: 0 E: 0 K: 0 S: 7	H: 0 LOB: 0 BB: 0 P: 8	R: 1 E: 0 K: 0 S: 7	H: 2 LOB: 1 BB: 0 P: 12	R: 0 E: 0 K: 2 S: 10	H: 0 LOB: 0 BB: 0 P: 11	R: 0 E: 0 K: 1 S: 7	H: 0 LOB: 0 BB: 0 P: 10	R: 0 E: 0 K: 1 S: 9	H: 0 LOB: 0 BB: 0 P: 17	R: 0 E: 0 K: 1 S: 8	H: 1 LOB: 1 BB: 0 P: 12	1B: 5 2B: 2 3B: 0 HR: 1	SF: 0 SAC: 0 DP: 0 HBP: 0	WP: 0 PB: 0 SB: 1 CS: 1	PA: 38
PITCHER	IP WLS BF H R ER SO BB IBB HBP BLK WP HR S P ERA WHIP																					
Brian Boehringer R (1, 1) ERA: 2.85	5.0 W 24 7 2 2 3 4 0 0 0 0 1 51 89 3.60 2.200																					
Carlos Reyes R (6, 1) ERA: 3.29	2.0 H 6 0 0 0 3 0 0 0 0 0 0 0 17 21 0.00 0.000																					
Carlos Almanzar R (8, 1) ERA: 3.29	2.0 7 1 0 0 2 0 0 0 0 0 0 0 17 29 0.00 0.500																					

Los Angeles Dodgers @ San Diego Padres
Qualcomm Stadium, San Diego, CA
Wed Jun 30 1999, 10:35 PM EDT
Att. 44,965 - Unknown - 71 F

AB	33
R	2
H	8
RBI	2
BB	4
SO	8
LOB	12



Batter	1	2	3	4	5	6	7	8	9
Quilvio Veras, S (1, 4) <small>OBP: 0.362, SLG: 0.366</small> 			G6-3 (1) 		1B (1) 		1B (1) 	HR (1) 	
Eric Owens, R (1, 8) <small>OBP: 0.326, SLG: 0.422</small> 			G4-3 (2) 		2B (2) 		HR (2) 	F9 (2) 	
Reggie Sanders, R (1, 9) <small>OBP: 0.381, SLG: 0.519</small> 			G5-3 (3) 		L4 (2) 		HR (3) 	HR (3) 	
John Vander Wal, L (1, 7) <small>OBP: 0.406, SLG: 0.489</small> Carlos Reyes, S (6, 1) Dave Magadan, L (7, PH) <small>OBP: 0.369, SLG: 0.398</small> 				G3-1 (1) 	2B (3) 		FC3-6 (1) 	G6-3 (3) 	
Wally Joyner, L (1, 3) <small>OBP: 0.357, SLG: 0.328</small> 				FC4-6 (2) 			FC3-6 (2) 		
Carlos Baerga, S (1, 5) <small>OBP: 0.571, SLG: 0.500</small> Carlos Almanzar, R (8, 1) 				FC4-6 (3) 		F8 (1) 			
Ben Davis, S (1, 2) <small>OBP: 0.308, SLG: 0.261</small> 				F8 (2) 		F9 (2) 			
Damian Jackson, R (1, 6) <small>OBP: 0.342, SLG: 0.406</small> 						F9 (3) 	P3 (3) 		
Brian Boehringer, S (1, 1) George Arias, R (5, PH) <small>OBP: 0.264, SLG: 0.385</small> Ruben Rivera, R (6, 8) <small>OBP: 0.264, SLG: 0.439</small> 								F9 (4) 	

Inning Stats	R: 0	H: 0	E: 0	K: 2	S: 10	R: 2	H: 2	E: 0	K: 2	S: 13	R: 0	H: 0	E: 0	K: 0	S: 5	R: 0	H: 1	E: 0	K: 0	S: 9	R: 3	H: 4	E: 0	K: 2	S: 15	R: 0	H: 0	E: 0	K: 1	S: 8	R: 4	H: 6	E: 0	K: 1	S: 18	R: 2	H: 1	E: 0	K: 0	S: 12
	LOB: 0	BB: 0				LOB: 1	BB: 0				LOB: 1	BB: 0				LOB: 1	BB: 0				LOB: 1	BB: 0				LOB: 0	BB: 0				LOB: 2	BB: 0			LOB: 0	BB: 1				

PITCHER															PITCHER																								
IP	WLS	BF	H	R	ER	SO	BB	IBB	HBP	BLK	WP	HR	S	P	ERA	WHIP	IP	WLS	BF	H	R	ER	SO	BB	IBB	HBP	BLK	WP	HR	S	P	ERA	WHIP						
Kevin Brown, R	(1, 1)	6.0	L	30	11	9	9	6	0	0	0	1	67	105	13.50	1.833																							
Onan Masaoka, L	(7, 1)	1.0		5	2	0	0	1	0	0	0	0	11	18	0.00	2.000																							
Jamie Arnold, R	(8, 1)	1.0		5	1	2	2	0	1	0	0	0	12	18	18.00	2.000																							

BOTTOM

Los Angeles Dodgers @ San Diego Padres
Qualcomm Stadium, San Diego, CA

Wed Jun 30 1999, 10:35 PM EDT
Att: 44,965 - Unknown - 71 F

AB	R	H	RBI	BB	SO	LOB
4	3	2	1	1	1	0
5	2	2	2	0	1	1
5	2	2	5	0	0	1
3	0	1	1	0	1	0
0	0	0	0	0	0	0
2	0	1	0	0	0	0
4	1	2	0	0	1	2
3	1	0	0	0	1	2
0	0	0	0	0	0	0
4	0	1	0	0	1	3
4	0	1	2	0	1	2
1	0	0	0	0	0	1
1	1	1	0	0	0	0
2	1	1	0	0	0	0

AB	38
R	11
H	14
RBI	11
BB	1
SO	7
LOB	12

WP: 0 PA: 40
PB: 0
SB: 1
CS: 0

1B	2B	3B	SF	SAC	DP	HBP
9	1	2	0	0	0	1

Batter	1	2	3	4	5	6	7	8	9	AB R H RBI BB SO LOB	TOP		
Raul Mondesi, R (1, 9) OBP: 0.340, SLG: 0.517	2-3 		1-0 P3 	0-1 F9 		1-0 1B 			0-2 FC5-4 F8 DI 	5 0 1 1 0 1 2			
Eric Young Sr., R (1, 4) OBP: 0.353, SLG: 0.340	0-0 G5-3 		4-2 F9 BB 22 1B BB 		0-0 G6-3 	2-0 F9 			0-2 F8 	4 1 0 0 1 0 3			
Gary Sheffield, R (1, 7) OBP: 0.404, SLG: 0.519	4-1 		4-0 22 1B BB 		2-1 E6 F8 1B 			2-2 P3 	1-1 G4-3 	3 0 1 0 2 0 1			
Eric Karros, R (1, 3) OBP: 0.349, SLG: 0.516	2-3 K 		1-2 F9 		1-0 F8 			3-3 K 		4 0 0 0 0 2 4			
22 Devon White, S (1, 8) OBP: 0.324, SLG: 0.410		2-2 BB 1B 	1-2 		0-0 B5-3 			1-0 F8 		4 1 2 1 0 0 1			
Adrian Beltré, R (1, 5) OBP: 0.370, SLG: 0.451		2-1 L7 	1-2 L3 			2-1 F8 			1-2 G6-3 	4 0 0 0 0 0 3			
Tripp Cromer, R (1, 6) OBP: 0.277, SLG: 0.364		4-1 1B BB 		0-0 P4 		1-1 E6 BB 1B 			2-3 K 	2 1 0 0 1 0 0			
Todd Hundley, S (8, PH) OBP: 0.290, SLG: 0.459										1 0 0 0 0 1 0			
Craig Counsell, L (8, 6) OBP: 0.218, SLG: 0.183										0 0 0 0 0 0 0			
Angel Pena, R (1, 2) OBP: 0.253, SLG: 0.261		2-2 37 G5-4-3 1B 		3-2 P9 		4-2 1B BB 			3-1 F8 	3 0 1 1 1 0 0			
37 Darren Dreifort, R (1, 1) OBP: 0.290, SLG: 0.276		3-2 G5-4-3 		1-1 E6 		1-3 K 			4-0 FC5-4 BB 	3 0 0 0 0 1 4			
Alan Mills, R (7, 1)										0 0 0 0 0 0 0			
Pedro Borbon, R (8, 1)										0 0 0 0 0 0 0			
Dave Hansen, L (9, PH) OBP: 0.476, SLG: 0.524										0 0 0 0 1 0 0			
Inning Stats	R: 0 H: 0 E: 0 LOB: 1 K: 2 BB: 1 S: 9 P: 17	R: 1 H: 2 E: 0 LOB: 1 K: 0 BB: 1 S: 12 P: 25	R: 1 H: 1 E: 0 LOB: 2 K: 0 BB: 2 S: 13 P: 25	R: 0 H: 0 E: 1 LOB: 1 K: 0 BB: 0 S: 8 P: 12	R: 0 H: 1 E: 1 LOB: 1 K: 0 BB: 0 S: 5 P: 8	R: 1 H: 1 E: 1 LOB: 2 K: 1 BB: 1 S: 11 P: 22	R: 0 H: 0 E: 0 LOB: 0 K: 1 BB: 0 S: 9 P: 15	R: 0 H: 0 E: 0 LOB: 0 K: 1 BB: 0 S: 8 P: 14	R: 0 H: 0 E: 0 LOB: 1 K: 0 BB: 1 S: 8 P: 13	1B: 5 SF: 0 2B: 0 SAC: 0 3B: 0 DP: 1 HR: 0 HBP: 0	WP: 0 PA: 39 PB: 0 SB: 0 CS: 0		
PITCHER	IP WLS BF H R ER SO BB IBB HBP BLK WP HR S P ERA WHIP											PITCHER	IP WLS BF H R ER SO BB IBB HBP BLK WP HR S P ERA WHIP
Matt Clement, R (1, 1) ERA: 4.66	5.2 W 28 5 3 2 3 5 0 0 0 0 0 0 57 106 3.18 1.765												
Will Cunnane, R (6, 1) ERA: 3.65	1.1 H 4 0 0 0 1 0 0 0 0 0 0 0 10 18 0.00 0.000												
Carlos Reyes, R (8, 1) ERA: 3.21	1.0 H 3 0 0 0 1 0 0 0 0 0 0 0 8 14 0.00 0.000												
Trevor Hoffman, R (9, 1) ERA: 3.15	1.0 S 4 0 0 0 0 1 0 0 0 0 0 0 8 13 0.00 1.000												

Los Angeles Dodgers @ San Diego Padres
Qualcomm Stadium, San Diego, CA
Thu Jul 01 1999, 5:05 PM EDT
Att. 38,080 - Unknown - 75 F

AB	33
R	3
H	5
RBI	3
BB	6
SO	5
LOB	18



Batter	1	2	3	4	5	6	7	8	9
Quilvio Veras, S <small>OBP: 0.360, SLG: 0.377</small> (1, 4)	1-1 G6-3 		0-0 B5-3 		1-1 HR		2-2 P6 		
Eric Owens, R <small>OBP: 0.324, SLG: 0.418</small> (1, 8) (6, 7)	2-0 FC6-4 1B		1-1 G6-3 		1-0 G6-3 		3-2 F7 		
Reggie Sanders, R <small>OBP: 0.383, SLG: 0.518</small> (1, 9)	1-2 FC6-4 1-2f			2-2 BB 1B FC3-6 1B	2-1 G4-3 1B			2-3 K 	
John Vander Wal, L <small>OBP: 0.405, SLG: 0.485</small> Ruben Rivera, R <small>OBP: 0.267, SLG: 0.457</small> (1, 7) (6, 8)	1-3 K 			0-0 FC3-6 BB 2B 1B	1-2 G4-3 1-2			2-1 HR	
Wally Joyner, L <small>OBP: 0.360, SLG: 0.351</small> (1, 3)		1-2 F8 		4-2 FC3-6 1-2 2-3 BB		0-0 L3 		1-2 HR	
Dave Magadan, L <small>OBP: 0.366, SLG: 0.394</small> Trevor Hoffman, R (1, 5) (9, 1)		0-1 L3 		0-1 FC3-6 2B G4-3 1-2f 2-3 3-H		3-2 G1-3-1 1B		3-2 F7 	
Ben Davis, S <small>OBP: 0.333, SLG: 0.333</small> (1, 2)		3-2 G4-3 1B		0-0 G4-3 1-3 3-H 2B		2-2 G1-3-1 1-2		1-3 K 	
Damian Jackson, R <small>OBP: 0.338, SLG: 0.400</small> (1, 6)		2-3 K 		1-2 G4-3 2-3 3-H		2-1 G6-3 			
Matt Clement, R <small>OBP: 0.154, SLG: 0.120</small> Will Cunnane, R (1, 1) (6, 1)			0-3 K 		0-3 K 		1-3 K 		

Inning Stats	R: 0	H: 1	E: 0	K: 1	S: 10	R: 0	H: 1	E: 0	K: 1	S: 15	R: 0	H: 0	E: 0	K: 1	S: 7	R: 3	H: 3	E: 0	K: 1	S: 19	R: 1	H: 2	E: 0	K: 0	S: 8	R: 0	H: 1	E: 0	K: 1	S: 9	R: 0	H: 0	E: 0	K: 1	S: 11	R: 2	H: 2	E: 0	K: 2	S: 16		
	LOB: 1	BB: 0	P: 15	LOB: 1	BB: 0	P: 21	LOB: 0	BB: 0	P: 8	LOB: 1	BB: 1	LOB: 1	BB: 0	P: 13	LOB: 1	BB: 0	LOB: 0	BB: 0	P: 16	LOB: 0	BB: 0	LOB: 0	BB: 0	LOB: 0	BB: 0	LOB: 0	BB: 0	LOB: 0	BB: 0	LOB: 0	BB: 0	LOB: 0	BB: 0	LOB: 0	BB: 0	LOB: 0	BB: 0	LOB: 0	BB: 0	LOB: 0	BB: 0	LOB: 0

PITCHER	IP	WLS	BF	H	R	ER	SO	BB	IBB	HBP	BLK	WP	HR	S	P	ERA	WHIP
37 Darren Dreifort, R <small>ERA: 5.69</small> (1, 1)	6.0	L	26	8	4	4	4	1	0	0	0	0	1	68	99	6.00	1.500
Alan Mills, R <small>ERA: 3.18</small> (7, 1)	1.1		5	1	1	1	2	0	0	0	0	0	1	17	27	6.75	0.750
Pedro Borbon, L <small>ERA: 1.86</small> (8, 1)	0.2		3	1	1	1	1	0	0	0	0	0	1	10	15	13.50	1.500

BOTTOM

Los Angeles Dodgers @ San Diego Padres
 Qualcomm Stadium, San Diego, CA

livebaseballscorecards.com


AB	33
R	6
H	10
RBI	6
BB	1
SO	7
LOB	10



WP: 0	PA: 34
PB: 0	
SB: 0	
CS: 0	

WP	HR	S	P	ERA	WHIP
0	0	0	0	0	0

Thu Jul 01 1999, 5:05 PM EDT
 Att: 38,080 - Unknown - 75 F

Batter	1	2	3	4	5	6	7	8	9	AB R H RBI BB SO LOB	TOP												
Quilvio Veras, S (1, 4) OBP: 0.361, SLG: 0.378 Carlos Baerga, S (9, PH) OBP: 0.556, SLG: 1.000 (9, 4)	0-1 G4-3	1-2 G3	2-0 1B			2-0 1B		1-0 G4-3	0-1 HR	5 0 2 2 0 0 1 1 1 1 1 0 0 0													
Eric Owens, R (1, 8) OBP: 0.325, SLG: 0.421 (4, 7)	1-1 HR	0-1 1B	0-0 F8			1-1 F8		1-1 G4-3	1-0 F8	6 1 2 1 0 0 2													
Reggie Sanders, R (1, 9) OBP: 0.391, SLG: 0.543 Carlos Almanzar, R (9, 1)	1-0 HR	1 SAFE 1-3 1B			3-3 K		2-1 2B	1-1 2B	2-1 F8	6 3 4 2 0 1 0 0 0 0 0 0 0 0													
John Vander Wal, L (1, 7) OBP: 0.410, SLG: 0.507 Ruben Rivera, R (4, 8)	1-1 HR		1-2 1B		1-1 G3-1		4-1 2B	4-2 2B		2 2 1 1 0 0 0 0 2 0 0 2 0 0													
Wally Joyner, L (1, 3)	4-2 BB		1-0 1B		2-3 K		0-0 F8	0-0 2B		4 1 2 2 1 1 2													
Dave Magadan, L (1, 5) Ed Giovanola, L (8, 5)	4-2 BB		0-1 1B		1-0 G3		2-3 K	1-1 G1-3		4 0 1 1 1 1 3 0 0 0 0 0 0 0													
Ben Davis, S (1, 2)	0-0 G6-3		1-2 1B		1-3 K		0-2 2B		2-2 G5-3	5 1 2 3 0 1 2	AB 40 R 15 H 19 RBI 15 BB 5 SO 7 LOB 12												
Damian Jackson, R (1, 6)		0-0 1B	0-1 1B		1-3 K		4-0 IBB		3-1 HR	4 3 3 0 1 1 0													
Sterling Hitchcock, L (1, 1) Phil Nevin, R (9, PH) (9, 9)		2-0 SH2-4	0-0 SH1-4		2-3 K		0-3 K		3-2 HR	2 0 0 0 0 2 2 1 1 1 2 0 0 0													
Inning Stats	R: 3 E: 0 K: 0 S: 14	H: 3 LOB: 1 BB: 2 P: 25	R: 1 E: 0 K: 0 S: 9	H: 3 LOB: 2 BB: 0 P: 12	R: 4 E: 0 K: 0 S: 13	H: 5 LOB: 1 BB: 0 P: 18	R: 0 E: 0 K: 2 S: 8	H: 0 LOB: 0 BB: 0 P: 14	R: 0 E: 0 K: 2 S: 10	H: 0 LOB: 0 BB: 0 P: 13	R: 0 E: 0 K: 1 S: 7	H: 1 LOB: 0 BB: 0 P: 12	R: 2 E: 0 K: 2 S: 13	H: 2 LOB: 2 BB: 2 P: 25	R: 2 E: 0 K: 0 S: 11	H: 2 LOB: 1 BB: 1 P: 19	R: 3 E: 0 K: 0 S: 13	H: 3 LOB: 0 BB: 0 P: 24	1B: 10 2B: 5 3B: 0 HR: 4	SF: 0 SAC: 2 DP: 1 HBP: 1	WP: 0 PB: 0 SB: 0 CS: 1	PA: 48	
PITCHER Pedro Astacio, R (1, 1) ERA: 5.56 Chuck McElroy, L (7, 1) ERA: 6.68 David Wainhouse, R (8, 1) ERA: 7.45	IP WLS BF H R ER SO BB IBB HBP BLK WP HR S P ERA WHIP	6.0 L 31 13 10 10 5 3 0 1 0 0 0 2 64 103 15.00 2.667	1.0 5 1 0 0 2 0 1 0 0 0 0 10 16 0.00 1.000	2.0 12 5 5 5 0 1 0 0 0 0 0 2 24 43 22.50 3.000	PITCHER IP WLS BF H R ER SO BB IBB HBP BLK WP HR S P ERA WHIP																		

San Diego Padres @ Colorado Rockies
 Coors Field, Denver, CO
 Fri Jul 02 1999, 7:05 PM MDT
 Att. 41,739 - Cloudy - 87 F

livebaseballscorecards.com

Batter	1	2	3	4	5	6	7	8	9	AB	R	H	RBI	BB	SO	LOB
Neifi Perez, S OBP: 0.316, SLG: 0.413 (1, 6)	3-2 G4-3 1B	1-2 1B			3-2 G5-3		2-1 L8		3-2 E3 1B	5	0	1	1	0	0	1
Darryl Hamilton, L OBP: 0.361, SLG: 0.390 Lenny Harris, L OBP: 0.278, SLG: 0.272 (1, 8) (9, 9)	2-2 G4-3		2-1 2B		3-2 G4-3			1-1 G6-3	0-0 F7	4	0	1	0	0	0	0
Larry Walker, L OBP: 0.444, SLG: 0.731 Angel Echevarria, R OBP: 0.337, SLG: 0.537 (1, 9) (8, PH) (9, 7)	0-0 HR		2-2 P6		0-1 F8			1-0 F9		3	1	1	1	0	0	1
Dante Bichette, R OBP: 0.327, SLG: 0.539 Jeff Barry, S OBP: 0.167, SLG: 0.667 (1, 7) (8, PH) (9, 8)	4-0 FC6-4 BB		1-2 G1-3			1-3 K		1-1 HR		2	0	0	0	1	1	1
Vinny Castilla, R OBP: 0.338, SLG: 0.502 (1, 5)	2-2 FC6-4 1-2f		4-1 BB			0-0 FC6-4 1B		4-0 BB		2	0	1	0	2	0	1
17 Todd Helton, L OBP: 0.373, SLG: 0.538 (1, 3)		0-0 F7	0-0 F7			1-1 F8		0-1 P9		4	0	0	0	0	0	4
7 Kurt Abbott, R OBP: 0.281, SLG: 0.400 (1, 4)		3-1 1B 1B		1-2 L7		1-1 FC6-4 1-2f		0-0 P3		4	1	1	0	0	0	1
Henry Blanco, R OBP: 0.351, SLG: 0.433 (1, 2)		1-1 F7		1-3 K2-3			1-1 G6-3	1-3 K		4	0	0	0	0	2	1
Pedro Astacio, R OBP: 0.244, SLG: 0.250 Chuck McElroy, L (1, 1) (7, 1)		0-0 1B		0-0 G3-1			0-1 F8	3-2 E 1B		2	0	1	0	0	0	0
Terry Shumpert, R OBP: 0.375, SLG: 0.660 David Wainhouse, L (7, PH) (8, 1)		1-2 1B								0	0	0	0	0	0	0
Jeff Reed, L OBP: 0.360, SLG: 0.358 (9, PH)										1	0	1	0	0	0	0

Inning Stats		R: 1	H: 1	E: 0	K: 0	S: 11	R: 1	H: 3	E: 0	K: 0	S: 11	R: 0	H: 1	E: 0	K: 0	S: 10	R: 0	H: 0	E: 0	K: 0	S: 8	R: 0	H: 1	E: 0	K: 1	S: 8	R: 0	H: 0	E: 0	K: 0	S: 6	R: 1	H: 1	E: 0	K: 0	S: 7	R: 0	H: 1	E: 1	K: 1	S: 11	1B: 5	SF: 0	2B: 1	SAC: 0	3B: 0	DP: 0	HR: 2	HBP: 0	WP: 0	PA: 38
PITCHER	IP	WLS	BF	H	R	ER	SO	BB	IBB	HBP	BLK	WP	HR	S	P	ERA	WHIP	PITCHER	IP	WLS	BF	H	R	ER	SO	BB	IBB	HBP	BLK	WP	HR	S	P	ERA	WHIP																
Sterling Hitchcock, L ERA: 4.25 (1, 1)	8.0	W	33	7	3	3	2	3	0	0	0	0	2	70	116	3.38	1.250																																		
Carlos Almanzar, R ERA: 3.07 (9, 1)	1.0		5	1	0	0	1	0	0	0	0	0	0	11	18	0.00	1.000																																		


BOTTOM

San Diego Padres @ Colorado Rockies
Coors Field, Denver, CO

Fri Jul 02 1999, 7:05 PM MDT
Att: 41,739 - Cloudy - 87 F

livebaseballscorecards.com

AB	35
R	3
H	8
RBI	3
BB	3
SO	3
LOB	12



Batter	1	2	3	4	5	6	7	8	9	AB	R	H	RBI	BB	SO	LOB	TOP						
Quilvio Veras, S (1, 4) <small>OBP: 0.356, SLG: 0.371</small> Dan Miceli, R (6, 1) Ed Giovanola, L (7, 6) <small>OBP: 0.333, SLG: 0.310</small>	0-0 G5-3		1-1 G1-6-3	1-1 B1		1-1 F8		1-2 G4-6-3 1B		4	0	0	0	0	0	1							
Eric Owens, R (1, 7) <small>OBP: 0.322, SLG: 0.429</small>	2-1 G4-3		2-0 HR	2-1 F9			0-0 F8	3-1 G4-6-3 1-2f		5	1	1	1	0	0	2							
Reggie Sanders, R (1, 9) <small>OBP: 0.399, SLG: 0.559</small>	1-1 S 1B		1-1 HR 1B		3-2 G6-3		1-0 BB 2B	2-0 2B		5	2	4	0	0	0	0							
Phil Nevin, R (1, 2) <small>OBP: 0.329, SLG: 0.548</small>	1 SAFE BB 1 SAFE BB BB	4-1 1-2 BB	0-0 1-H HR		4-1 HR BB		4-2 BB 2B	2-1 G4-3		2	3	1	2	3	0	1							
Wally Joyner, L (1, 3) <small>OBP: 0.368, SLG: 0.381</small>	3-1 F8		1-0 P5		2-0 1-H HR		4-2 2B G4-3 BB		1-0 G4-3	4	2	1	2	1	0	2							
Ruben Rivera, R (1, 8) <small>OBP: 0.281, SLG: 0.480</small>		1-3 K	2-2 HR		2-3 K		2-0 G4-3 1B 2B	1-2 DI 1B	1-2 G4-3	5	2	3	3	0	2	0							
George Arias, R (1, 5) <small>OBP: 0.255, SLG: 0.379</small> Dave Magadan, L (7, PH) <small>OBP: 0.364, SLG: 0.386</small>		4-2 BB	1-1 F8		3-1 F7		1-0 G4-3	1-1 F8	1-1 F8	2	0	0	0	1	0	0							
Damian Jackson, R (1, 6) <small>OBP: 0.350, SLG: 0.413</small> Carlos Reyes, S (7, 1) John Vander Wal, L (9, PH) <small>OBP: 0.407, SLG: 0.504</small>		0-1 F8		1-1 SH1-3 1B		1-2 L4	0-2 3-H 1B	1-2 F7	1-2 F7	4	0	2	1	0	0	1							
Woody Williams, R (1, 1) <small>OBP: 0.189, SLG: 0.200</small> Carlos Almanzar, R (4, 1) Carlos Baerga, S (6, PH) <small>OBP: 0.455, SLG: 0.750</small>		3-1 F8		0-0 SH1-3 1-2		0-3 K	2-0 SAFE G4-3			1	0	0	0	0	0	1							
Inning Stats	R: 0 E: 0 K: 0 S: 8	H: 1 LOB: 2 BB: 1 P: 18	R: 0 E: 0 K: 1 S: 11	H: 0 LOB: 1 BB: 1 P: 19	R: 4 E: 0 K: 0 S: 12	H: 4 LOB: 0 BB: 0 P: 20	R: 0 E: 0 K: 0 S: 7	H: 1 LOB: 1 BB: 0 P: 11	R: 2 E: 0 K: 1 S: 12	H: 1 LOB: 0 BB: 1 P: 26	R: 0 E: 0 K: 1 S: 8	H: 0 LOB: 0 BB: 0 P: 10	R: 4 E: 0 K: 0 S: 15	H: 3 LOB: 1 BB: 2 P: 29	R: 0 E: 0 K: 0 S: 8	H: 2 LOB: 1 BB: 0 P: 16	R: 0 E: 0 K: 0 S: 9	H: 1 LOB: 1 BB: 0 P: 13	1B: 6 2B: 3 3B: 0 HR: 4	SF: 0 SAC: 1 DP: 1 HBP: 0	WP: 0 PB: 0 SB: 1 CS: 0	PA: 44	
PITCHER	IP WLS BF H R ER SO BB IBB HBP BLK WP HR S P ERA WHIP	IP WLS BF H R ER SO BB IBB HBP BLK WP HR S P ERA WHIP	IP WLS BF H R ER SO BB IBB HBP BLK WP HR S P ERA WHIP	IP WLS BF H R ER SO BB IBB HBP BLK WP HR S P ERA WHIP	IP WLS BF H R ER SO BB IBB HBP BLK WP HR S P ERA WHIP	IP WLS BF H R ER SO BB IBB HBP BLK WP HR S P ERA WHIP	IP WLS BF H R ER SO BB IBB HBP BLK WP HR S P ERA WHIP	IP WLS BF H R ER SO BB IBB HBP BLK WP HR S P ERA WHIP	IP WLS BF H R ER SO BB IBB HBP BLK WP HR S P ERA WHIP	IP WLS BF H R ER SO BB IBB HBP BLK WP HR S P ERA WHIP	IP WLS BF H R ER SO BB IBB HBP BLK WP HR S P ERA WHIP	IP WLS BF H R ER SO BB IBB HBP BLK WP HR S P ERA WHIP	IP WLS BF H R ER SO BB IBB HBP BLK WP HR S P ERA WHIP	IP WLS BF H R ER SO BB IBB HBP BLK WP HR S P ERA WHIP	IP WLS BF H R ER SO BB IBB HBP BLK WP HR S P ERA WHIP	IP WLS BF H R ER SO BB IBB HBP BLK WP HR S P ERA WHIP	IP WLS BF H R ER SO BB IBB HBP BLK WP HR S P ERA WHIP	IP WLS BF H R ER SO BB IBB HBP BLK WP HR S P ERA WHIP	IP WLS BF H R ER SO BB IBB HBP BLK WP HR S P ERA WHIP	IP WLS BF H R ER SO BB IBB HBP BLK WP HR S P ERA WHIP	IP WLS BF H R ER SO BB IBB HBP BLK WP HR S P ERA WHIP	IP WLS BF H R ER SO BB IBB HBP BLK WP HR S P ERA WHIP	IP WLS BF H R ER SO BB IBB HBP BLK WP HR S P ERA WHIP

San Diego Padres @ Colorado Rockies
 Coors Field, Denver, CO
 Sat Jul 03 1999, 1:05 PM MDT
 Att. 38,375 - Sunny - 90 F

AB	38
R	10
H	13
RBI	10
BB	5
SO	3
LOB	12



WP: 0	PA: 44
PB: 0	
SB: 1	
CS: 0	

BOTTOM

San Diego Padres @ Colorado Rockies
Coors Field, Denver, CO
Sat Jul 03 1999, 1:05 PM MDT
Att: 38,375 - Sunny - 90 F

livebaseballscorecards.com

AB 40
R 12
H 17
RBI 12
BB 4
SO 4
LOB 17



WP: 1 PA: 44
PB: 0
SB: 0
CS: 0

AB	R	H	RBI	BB	SO	LOB
4	1	2	4	1	0	0
4	2	2	1	1	0	1
4	2	2	1	1	1	3
5	1	3	4	0	1	3
5	1	2	0	0	1	1
4	0	1	0	1	0	3
0	0	0	0	0	0	0
5	1	1	2	0	1	2
5	3	4	0	0	0	0
3	1	0	0	0	0	3
1	0	0	0	0	0	1
0	0	0	0	0	0	0
0	0	0	0	0	0	0
1B: 9	SF: 0	WP: 1	PA: 44			
2B: 2	SAC: 0	PB: 0				
3B: 2	DP: 2	SB: 0				
HR: 4	HBP: 0	CS: 0				

Batter	1	2	3	4	5	6	7	8	9							
Neifi Perez, S OBP: 0.321, SLG: 0.424 (1, 6)	0-2 L8 1B	2-0 HR	4-1 BB	1-0 1B			0-0 P4									
Darryl Hamilton, L OBP: 0.365, SLG: 0.392 (1, 8)	2-1 F9	3-2 HR 1B	3-1 1B	2-1 L9			4-2 G4-1 3B BB									
Larry Walker, L OBP: 0.447, SLG: 0.740 (1, 9)	0-0 HR	4-0 HR BB	1-3 K		1-1 G4-6-3 1B		0-0 G4-1									
Vinny Castilla, R OBP: 0.342, SLG: 0.520 (1, 5)	0-0 1B	0-0 HR	0-3 K		0-0 G4-6-3		1-1 3B									
17 Todd Helton, L OBP: 0.374, SLG: 0.539 (1, 3)	3-2 1B	2-3 K		0-1 7 HR 2B	1-2 G3		0-0 G3									
Angel Echevarria, R OBP: 0.340, SLG: 0.523 Dave Veres, R (9, 1)	2-1 F8	1-0 7 WP 1B		1-2 G5-3		4-2 7 G4-6-3 BB	0-1 F8									
7 Kurt Abbott, R OBP: 0.277, SLG: 0.421 (1, 4)				1-1 HR		0-0 G4-6-3	0-0 G1-3									
Kirt Manwaring, R OBP: 0.424, SLG: 0.442 (1, 2)		3-1 E HR 1B	1-1 1B	3-2 1B 3B		2-2 1B	1-0 G5-3									
Roberto Ramirez, L (1, 1) Jerry Dipoto, R (6, 1) Curt Leskanic, R OBP: 0.500, SLG: 2.000 Jeff Barry, S OBP: 0.167, SLG: 0.667 (9, 7)		0-0 E6 HR	0-1 B2	0-1 G6-3		1-0 L3										
Inning Stats	R: 1 E: 0 K: 0 S: 13	H: 3 LOB: 2 BB: 0 P: 20	R: 6 E: 1 K: 2 S: 22	H: 5 LOB: 1 BB: 1 P: 40	R: 1 E: 0 K: 2 S: 13	H: 2 LOB: 2 BB: 1 P: 22	R: 3 E: 0 K: 0 S: 15	H: 4 LOB: 1 BB: 0 P: 23	R: 0 E: 0 K: 0 S: 6	H: 1 LOB: 0 BB: 0 P: 8	R: 0 E: 0 K: 0 S: 8	H: 1 LOB: 1 BB: 1 P: 15	R: 1 E: 0 K: 0 S: 7	H: 1 LOB: 1 BB: 1 P: 12	R: 0 E: 0 K: 0 S: 4	H: 0 LOB: 0 BB: 0 P: 5
PITCHER	IP WLS L	BF H R	ER LOB SO	BB IBB HBP BLK	WP HR S P	ERA WHIP	PITCHER	IP WLS L	BF H R	ER LOB SO	BB IBB HBP BLK	WP HR S P	ERA WHIP			
Woody Williams, R ERA: 4.33 (1, 1)	3.1	26	13	11	10	4	2	0	0	0	0	0	0	27.00	4.500	
Carlos Almanzar, R ERA: 2.76 (4, 1)	1.2	6	2	0	0	0	0	0	0	0	0	0	0	0.00	1.200	
Dan Miceli, R ERA: 3.86 (6, 1)	1.2	8	2	1	1	0	2	0	0	0	0	0	0	5.40	2.400	
Carlos Reyes, R ERA: 3.12 (7, 1)	1.1	4	0	0	0	0	0	0	0	0	0	0	0	0.00	0.000	

Batter	1	2	3	4	5	6	7	8	9	AB R H RBI BB SO LOB	TOP		
Quilvio Veras, S (1, 4) OBP: 0.364, SLG: 0.379	1-1 		4-1 		4-0 		2-1 		0-0 	3 1 2 0 2 0 0			
Eric Owens, R (1, 7) OBP: 0.319, SLG: 0.429	0-1 		0-0 		0-1 		1-2 		1-0 	5 0 1 3 0 0 3			
Reggie Sanders, R (1, 9) OBP: 0.397, SLG: 0.563	3-2 			2-3 	1-3 			0-1 		4 1 1 0 0 2 2			
Phil Nevin, R (1, 3) OBP: 0.336, SLG: 0.544 Wally Joyner, L (8, PH) OBP: 0.366, SLG: 0.379 (8, 3)		4-2 		2-3 		4-1 		1-2 		1 1 0 0 2 1 0 1 0 0 1 0 0 0			
Ruben Rivera, R (1, 8) OBP: 0.285, SLG: 0.493		4-2 		3-2 		2-3 		2-0 		3 1 1 1 1 1 1			
George Arias, R (1, 5) OBP: 0.266, SLG: 0.388 Carlos Baerga, S (6, PH) OBP: 0.462, SLG: 0.700 (6, 5)		3-1 		0-0 		0-0 		2-2 		2 1 2 0 0 0 0 2 0 1 0 0 0 1			
Ben Davis, S (1, 2) OBP: 0.333, SLG: 0.389		0-0 		1-0 		3-1 		0-1 		4 0 1 0 0 0 4			
Damian Jackson, R (1, 6) OBP: 0.348, SLG: 0.407		3-2 		4-1 		0-0 		1-3 		3 1 0 0 1 1 3			
Heath Murray, L (1, 1) OBP: 0.231, SLG: 0.167 Will Cunnane, R (4, 1) John Vander Wal, L (7, PH) OBP: 0.405, SLG: 0.500 Donne Wall, R (7, 1) Dave Magadan, L (9, PH) OBP: 0.362, SLG: 0.384		1-1 		2-2 		0-1 		1-0 		1 0 0 0 0 0 0 1 0 0 0 0 0 2 1 0 0 0 0 0 0 0 0 0 0 0 0 0 1 0 0 0 0 0 0			
Inning Stats	R: 0 H: 1 E: 0 LOB: 0 K: 0 BB: 0 S: 7 P: 11	R: 1 H: 1 E: 0 LOB: 1 K: 0 BB: 2 S: 12 P: 26	R: 0 H: 0 E: 0 LOB: 0 K: 0 BB: 1 S: 4 P: 9	R: 0 H: 0 E: 0 LOB: 0 K: 2 BB: 0 S: 9 P: 16	R: 3 H: 2 E: 0 LOB: 1 K: 1 BB: 2 S: 11 P: 23	R: 0 H: 1 E: 0 LOB: 2 K: 1 BB: 1 S: 8 P: 17	R: 0 H: 0 E: 0 LOB: 0 K: 0 BB: 0 S: 8 P: 11	R: 2 H: 3 E: 0 LOB: 0 K: 0 BB: 0 S: 13 P: 18	R: 0 H: 1 E: 0 LOB: 1 K: 1 BB: 0 S: 6 P: 9	1B: 4 SF: 0 2B: 4 SAC: 0 3B: 1 DP: 4 HR: 1 HBP: 0	WP: 0 PA: 38 PB: 0 SB: 0 CS: 0		
PITCHER	IP WLS BF H R ER SO BB IBB HBP BLK WP HR S P ERA WHIP											PITCHER	IP WLS BF H R ER SO BB IBB HBP BLK WP HR S P ERA WHIP
Bobby Jones, L (1, 1) ERA: 5.76	5.0 W 22 4 4 4 3 6 0 0 0 0 0 0 44 90 7.20 2.000												
David Lee, R (6, 1) ERA: 5.06	1.0 H 4 1 0 0 1 0 0 0 0 0 0 0 7 12 0.00 1.000												
Chuck McElroy, L (7, 1) ERA: 6.54	0.2 H 2 0 0 0 0 0 0 0 0 0 0 0 4 6 0.00 0.000												
Mike DeJean, R (7, 1) ERA: 6.98	1.1 H 6 3 2 2 0 0 0 0 0 0 0 1 17 23 13.50 2.250												
Dave Veres, R (9, 1) ERA: 4.12	1.0 S 4 1 0 0 1 0 0 0 0 0 0 0 6 9 0.00 1.000												

San Diego Padres @ Colorado Rockies
 Coors Field, Denver, CO
 Sat Jul 03 1999, 7:05 PM MDT
 Att. 48,750 - Unknown - 83 F

AB	32
R	6
H	9
RBI	5
BB	6
SO	5
LOB	16



WP: 0	PA: 38
PB: 0	
SB: 0	
CS: 0	

BOTTOM

San Diego Padres @ Colorado Rockies
 Coors Field, Denver, CO
 Sat Jul 03 1999, 7:05 PM MDT
 Att: 48,750 - Unknown - 83 F

livebaseballscorecards.com

AB	38
R	8
H	15
RBI	8
BB	4
SO	5
LOB	18



WP: 0	PA: 42
PB: 0	
SB: 0	
CS: 2	

AB	R	H	RBI	BB	SO	LOB
5	1	2	4	0	1	0
5	1	3	0	0	0	1
5	2	3	3	0	1	2
5	0	1	0	0	0	2
0	0	0	0	0	0	0
5	0	2	0	0	0	3
4	1	2	0	1	1	1
2	1	1	0	2	0	1
0	0	0	0	0	0	0
0	0	0	0	0	0	0
3	1	0	0	1	1	5
3	1	1	1	0	1	3
0	0	0	0	0	0	0
1	0	0	0	0	0	0
1B: 11	SF: 0	WP: 0	PA: 42			
2B: 2	SAC: 0	PB: 0				
3B: 0	DP: 1	SB: 0				
HR: 3	HBP: 0	CS: 2				

Batter	1	2	3	4	5	6	7	8	9							
Neifi Perez, S OBP: 0.322, SLG: 0.434 (1, 6)	1-0 F7 1B	0-0 HR	1-2 FC5-4 1B		1-3 K2-3		1-1 G1-3									
7 Kurt Abbott, R OBP: 0.292, SLG: 0.430 (1, 3) (7, 4)	1-0 G6-3 1B	1-0 HR 1B	0-1 FC5-4 1-2f 1B		0-1 CS 1B			2-2 G6-3								
Larry Walker, L OBP: 0.449, SLG: 0.761 (1, 9) SAFE	2-0 G6-3 1B	0-0 HR	1-0 F7		3-3 K 1-2			0-0 HR								
Dante Bichette, R OBP: 0.325, SLG: 0.534 Dave Veres, R (1, 7) (9, 1)	1-1 G6-3 1-2 2-3	1-2 F8		0-0 G6-3		0-1 CS 1B		0-0 F8								
Vinny Castilla, R OBP: 0.343, SLG: 0.518 (1, 5)	1-2 P6	0-0 P6		2-0 2B 1B		1-2 F8 1-2		0-2 1B								
Jeff Barry, S OBP: 0.364, SLG: 0.700 (1, 8) (9, 7)		1B BB		1-0 1B		3-0 FC4-6 1B		2-3 K								
Terry Shumpert, R OBP: 0.400, SLG: 0.654 Chuck McElroy, L (1, 4) (7, 1)		1B HR		4-0 1B		2-1 FC4-6 1-2f										
Mike DeJean, R Darryl Hamilton, L OBP: 0.365, SLG: 0.392 (7, 1) (9, 8)		1B BB		IBB												
Henry Blanco, R OBP: 0.348, SLG: 0.423 (1, 2)		1B HR		2-3 K			1-0 F9									
Bobby Jones, R OBP: 0.235, SLG: 0.200 David Lee, R (1, 1) (6, 1)		2-1 HR 1B		0-0 G3-1			0-2 G4-1									
17 Todd Helton, L OBP: 0.373, SLG: 0.537 (7, 3)		1-2 2-3 3-H HR 1B		0-0 K2-3												
Inning Stats	R: 0 E: 0 K: 0 S: 9	H: 2 LOB: 2 BB: 0 P: 15	R: 7 E: 1 K: 0 S: 15	H: 5 LOB: 2 BB: 3 P: 33	R: 0 E: 0 K: 1 S: 10	H: 1 LOB: 1 BB: 0 P: 12	R: 0 E: 0 K: 1 S: 7	H: 2 LOB: 3 BB: 1 P: 16	R: 0 E: 0 K: 2 S: 8	H: 1 LOB: 1 BB: 0 P: 12	R: 0 E: 0 K: 0 S: 8	H: 2 LOB: 1 BB: 0 P: 14	R: 0 E: 0 K: 0 S: 7	H: 0 LOB: 0 BB: 0 P: 9	R: 1 E: 0 K: 1 S: 13	H: 2 LOB: 1 BB: 0 P: 17

PITCHER	IP	WLS	BF	H	R	ER	SO	BB	IBB	HBP	BLK	WP	HR	S	P	ERA	WHIP
Heath Murray, L ERA: 5.45 (1, 1)	3.1	L	25	10	7	7	1	3	1	0	0	0	2	37	70	18.90	3.900
Will Cunnane, R ERA: 3.0 (4, 1)	2.2		9	3	0	0	3	0	0	0	0	0	0	20	32	0.00	1.125
Donne Wall, R ERA: 2.92 (7, 1)	2.0		8	2	1	1	1	0	0	0	0	0	1	20	26	4.50	1.000

Batter	1	2	3	4	5	6	7	8	9	AB	R	H	RBI	BB	SO	LOB	TOP
Quilvio Veras, S (1, 4) <small>OBP: 0.364, SLG: 0.384</small> Ed Giovanola, L (7, 4) <small>OBP: 0.333, SLG: 0.310</small> (8, 6)										5	1	2	1	0	1	0	
Eric Owens, R (1, 7) <small>OBP: 0.325, SLG: 0.437</small>										5	1	3	2	0	1	2	
Reggie Sanders, R (1, 9) <small>OBP: 0.397, SLG: 0.573</small>										5	2	2	2	0	2	4	
Phil Nevin, R (1, 3) <small>OBP: 0.338, SLG: 0.562</small>										5	1	2	2	0	0	2	
Ruben Rivera, R (1, 8) <small>OBP: 0.296, SLG: 0.502</small>										4	1	3	0	1	1	1	
George Arias, R (1, 5) <small>OBP: 0.271, SLG: 0.410</small>										5	1	2	2	0	1	4	
Ben Davis, S (1, 2) <small>OBP: 0.318, SLG: 0.366</small>										5	1	1	0	0	1	2	
Damian Jackson, R (1, 6) <small>OBP: 0.350, SLG: 0.420</small> Carlos Baerga, S (8, 4) <small>OBP: 0.429, SLG: 0.636</small>										3	2	1	2	1	0	0	
Andy Ashby, R (1, 1) <small>OBP: 0.171, SLG: 0.152</small>										4	1	1	0	1	3	0	
Inning Stats	R: 2 H: 4 E: 0 LOB: 2 K: 1 BB: 0 S: 14 P: 22	R: 1 H: 2 E: 0 LOB: 2 K: 0 BB: 1 S: 11 P: 23	R: 0 H: 1 E: 0 LOB: 1 K: 2 BB: 0 S: 9 P: 16	R: 0 H: 0 E: 0 LOB: 0 K: 1 BB: 0 S: 6 P: 10	R: 0 H: 1 E: 0 LOB: 2 K: 1 BB: 1 S: 12 P: 22	R: 6 H: 6 E: 0 LOB: 1 K: 1 BB: 1 S: 20 P: 38	R: 0 H: 0 E: 0 LOB: 0 K: 2 BB: 0 S: 9 P: 13	R: 0 H: 1 E: 0 LOB: 0 K: 1 BB: 0 S: 8 P: 11	R: 2 H: 2 E: 0 LOB: 0 K: 1 BB: 0 S: 12 P: 17	1B: 10 SF: 0 2B: 3 SAC: 0 3B: 0 DP: 1 HR: 4 HBP: 0	WP: 1 PA: 45 PB: 0 SB: 0 CS: 0						
PITCHER Brian Bohanon, L (1, 1) <small>ERA: 6.31</small> David Lee, R (6, 1) <small>ERA: 6.39</small> David Wainhouse, R (8, 1) <small>ERA: 7.59</small>	IP WLS BF H R ER SO BB IBB HBP BLK WP HR S P ERA WHIP 5.0 L 27 10 6 6 5 3 0 0 0 1 2 55 102 10.80 2.600 2.0 10 4 3 3 3 0 0 0 0 0 1 26 42 13.50 2.000 2.0 8 3 2 2 2 0 0 0 0 0 1 20 28 9.00 1.500	PITCHER IP WLS BF H R ER SO BB IBB HBP BLK WP HR S P ERA WHIP															

San Diego Padres @ Colorado Rockies
 Coors Field, Denver, CO
 Sun Jul 04 1999, 1:05 PM MDT
 Att. 38,059 - Unknown - 92 F

AB	42
R	11
H	17
RBI	11
BB	3
SO	10
LOB	15



Batter	1	2	3	4	5	6	7	8	9	AB	R	H	RBI	BB	SO	LOB
Neifi Perez, S OBP: 0.321, SLG: 0.431 Chris Sexton, R OBP: 0.339, SLG: 0.319	2-1 G5-3		1-0 F7			0-1 G1-6-3 1B		2-2 L6		4	0	1	0	0	0	1
Darryl Hamilton, L OBP: 0.364, SLG: 0.391 Jeff Barry, S OBP: 0.333, SLG: 0.636	2-2 FC4-6 1B		2-1 G4-3			0-1 G1-6-3 1-2f			0-0 G4-1	3	0	1	0	0	0	1
Larry Walker, L OBP: 0.443, SLG: 0.752 Angel Echevarria, R OBP: 0.337, SLG: 0.517	0-1 FC4-6 1-2f				0-0 G3-1				3-2 F9	3	0	0	0	0	1	1
Dante Bichette, R OBP: 0.321, SLG: 0.526	1-2 K				2-3 K				0-2 E5 17 HBP 1B	4	0	0	0	0	2	1
Vinny Castilla, R OBP: 0.340, SLG: 0.513 David Wainhouse, L (8, 1) Lenny Harris, L OBP: 0.286, SLG: 0.280		1-3 K			2-3 K				1-0 K 17 HBP 1B	3	0	0	0	0	2	0
17 Todd Helton, L OBP: 0.374, SLG: 0.535		0-0 1B			1-1 G6-3				1-0 G1	3	0	1	0	0	0	0
7 Kurt Abbott, R OBP: 0.300, SLG: 0.433		0-3 K			0-0 G4-3 S 1B				1-0 1B	4	0	2	0	0	1	4
Kirt Manwaring, R OBP: 0.403, SLG: 0.418		2-1 F7			2-2 G4-3 1-3				1-0 F9	3	0	0	0	0	0	3
Brian Bohanon, L OBP: 0.209, SLG: 0.175 David Lee, R (6, 1) Terry Shumpert, R OBP: 0.393, SLG: 0.642			0-0 L4		0-0 G1-3				0-0 F7	2	0	0	0	0	0	1

Inning Stats	R: 0	H: 1	E: 0	LOB: 1	K: 1	P: 16	R: 0	H: 1	E: 0	LOB: 1	K: 2	P: 13	R: 0	H: 0	E: 0	LOB: 0	K: 0	P: 7	R: 0	H: 1	E: 0	LOB: 1	K: 0	P: 11	R: 0	H: 1	E: 0	LOB: 0	K: 1	P: 13	R: 0	H: 0	E: 0	LOB: 0	K: 0	P: 9	R: 0	H: 1	E: 0	LOB: 1	K: 0	P: 11	R: 0	H: 1	E: 1	LOB: 3	K: 0	P: 16	1B: 6	SF: 0	2B: 0	SAC: 0	3B: 0	DP: 1	HR: 0	HBP: 1	WP: 0	PA: 34
Andy Ashby, R ERA: 3.07	IP: 9.0	WLS: W	BF: 34	H: 6	R: 0	ER: 0	SO: 6	BB: 0	IBB: 0	HBP: 1	BLK: 0	WP: 0	HR: 0	S: 72	P: 107	ERA: 0.00	WHIP: 0.667																																									
PITCHER	IP	WLS	BF	H	R	ER	SO	BB	IBB	HBP	BLK	WP	HR	S	P	ERA	WHIP	PITCHER	IP	WLS	BF	H	R	ER	SO	BB	IBB	HBP	BLK	WP	HR	S	P	ERA	WHIP																							

BOTTOM

San Diego Padres @ Colorado Rockies
Coors Field, Denver, CO
Sun Jul 04 1999, 1:05 PM MDT
Att: 38,059 - Unknown - 92 F

livebaseballscorecards.com

AB	33
R	0
H	6
RBI	0
BB	0
SO	6
LOB	13



Batter	1	2	3	4	5	6	7	8	9	AB R H RBI BB SO LOB
--------	---	---	---	---	---	---	---	---	---	----------------------

Marvin Benard, L (1, 8) <small>OBP: 0.357, SLG: 0.444</small>	2-2 		1-1 			0-0 	0-0 		0-1 	5 1 1 0 0 0 4
Bill Mueller, S (1, 5) <small>OBP: 0.389, SLG: 0.346</small>	2-3 		1-1 			0-0 		1-2 		4 0 1 0 0 1 2
Barry Bonds, L (1, 7) <small>OBP: 0.430, SLG: 0.589</small>	2-1 			4-0 		0-0 		3-3 		3 1 0 0 1 1 2
Jeff Kent, R (1, 4) <small>OBP: 0.384, SLG: 0.516</small>		3-1 		1-1 		0-1 		4-2 		3 0 2 2 1 0 0
J.T. Snow, L (1, 3) <small>OBP: 0.388, SLG: 0.442</small>		1-0 		0-0 		2-1 		2-3 		4 0 0 0 0 1 3
Ellis Burks, R (1, 9) <small>OBP: 0.381, SLG: 0.513</small>		3-2 		1-3 			2-2 		0-0 	4 0 1 0 0 1 0
Rich Aurilia, R (1, 6) <small>OBP: 0.348, SLG: 0.470</small>			1-0 		0-0 		3-2 		0-1 	4 2 2 0 0 0 1
Brent Mayne, L (1, 2) <small>OBP: 0.389, SLG: 0.425</small>			0-1 		1-2 		4-1 		2-1 	3 0 0 0 1 0 2
Russ Ortiz, R (1, 1) <small>OBP: 0.244, SLG: 0.366</small>			2-1 		2-2 		3-1 		1-2 	3 0 2 2 0 0 0

TOP

San Francisco Giants @ San Diego Padres
 Qualcomm Stadium, San Diego, CA

Mon Jul 05 1999, 10:05 PM EDT
 Att. 58,333 - Unknown - 75 F

AB	33
R	4
H	9
RBI	4
BB	3
SO	4
LOB	14



Inning Stats	R: 0	H: 0	E: 0	K: 1	S: 9	R: 0	H: 0	E: 0	K: 0	S: 6	R: 1	H: 2	E: 0	K: 0	S: 9	R: 1	H: 1	E: 0	K: 1	S: 8	R: 0	H: 0	E: 0	K: 0	S: 9	R: 1	H: 2	E: 0	K: 0	S: 7	R: 0	H: 1	E: 0	K: 0	S: 10	R: 0	H: 1	E: 0	K: 2	S: 15	R: 1	H: 2	E: 0	K: 0	S: 11	1B: 9	2B: 1	3B: 0	HR: 0	SF: 0	SAC: 1	DP: 2	HBP: 0	WP: 1	PA: 37
--------------	------	------	------	------	------	------	------	------	------	------	------	------	------	------	------	------	------	------	------	------	------	------	------	------	------	------	------	------	------	------	------	------	------	------	-------	------	------	------	------	-------	------	------	------	------	-------	-------	-------	-------	-------	-------	--------	-------	--------	-------	--------

PITCHER	IP	WLS	BF	H	R	ER	SO	BB	IBB	HBP	BLK	WP	HR	S	P	ERA	WHIP
Brian Boehringer, R (1, 1) <small>ERA: 2.98</small>	6.2	L	27	6	3	3	2	2	0	0	0	1	0	57	98	4.05	1.200
Carlos Reyes, R (7, 1) <small>ERA: 3.02</small>	1.1		5	1	0	0	2	1	0	0	0	0	0	16	26	0.00	1.500
Carlos Almanzar, R (9, 1) <small>ERA: 3.12</small>	1.0		5	2	1	1	0	0	0	0	0	0	0	11	14	9.00	2.000

Batter	1	2	3	4	5	6	7	8	9	AB R H RBI BB SO LOB
Quilvio Veras, S OBP: 0.359, SLG: 0.378 (1, 4)	1-3 K ①		3-2 G3 ③			0-3 K ①		2-3 K ②		4 0 0 0 0 3 0
Damian Jackson, R OBP: 0.345, SLG: 0.413 (1, 6)	2-2 F9 ②			0-0 F8 ①		0-1 P8 ②		0-0 P8 ③		4 0 0 0 0 0 0
Reggie Sanders, R OBP: 0.402, SLG: 0.574 (1, 9)	3-1 CS 1B			4-2 1B BB		2-0 2B 1B			1-3 K ①	3 1 2 0 1 1 0
John Vander Wal, L OBP: 0.407, SLG: 0.507 (1, 7)	3-2 CS ③	2-1 L7 ①		1 SAFE 2-2 S 1B		1-1 2B		0-3 K ②		4 0 2 1 0 1 0
Wally Joyner, L OBP: 0.364, SLG: 0.371 (1, 3)		1-3 K ②		4-2 G4-6-3 BB		0-0 F9 ③		0-1 G3-1 ③		3 0 0 0 1 1 1
Dave Magadan, L OBP: 0.361, SLG: 0.383 (1, 5)		0-1 1B		2-1 G4-6-3 ② ③			2-1 G5-3 ①			3 0 1 0 0 0 3
Ruben Rivera, R OBP: 0.292, SLG: 0.495 (1, 8)		1-3 K ③			2-2 L7 ①		1-3 K ②			3 0 0 0 0 2 1
Ben Davis, S OBP: 0.319, SLG: 0.364 (1, 2)			0-0 G6-3 ①		1-2 G3-6-4 1B		2-2 G4-3 ③			3 0 1 0 0 0 0
Brian Boehringer, S (1, 1)			2-3 K ②			0-0 G3-6-4 ② ③		1-3 K ①		2 0 0 0 0 1 1
Carlos Reyes, S (7, 1)										0 0 0 0 0 0 0
Carlos Baerga, S (8, PH)										1 0 0 0 0 1 0
Carlos Almanzar, R (9, 1)										0 0 0 0 0 0 0

Inning Stats	R: 0 E: 0 K: 1 S: 11	H: 1 LOB: 0 BB: 0 P: 20	R: 0 E: 0 K: 2 S: 11	H: 1 LOB: 1 BB: 0 P: 15	R: 0 E: 0 K: 1 S: 7	H: 0 LOB: 0 BB: 0 P: 12	R: 0 E: 0 K: 0 S: 10	H: 1 LOB: 2 BB: 2 P: 22	R: 0 E: 0 K: 0 S: 7	H: 1 LOB: 0 BB: 0 P: 10	R: 1 E: 0 K: 1 S: 9	H: 2 LOB: 1 BB: 0 P: 12	R: 0 E: 0 K: 1 S: 8	H: 0 LOB: 0 BB: 0 P: 13	R: 0 E: 0 K: 2 S: 8	H: 0 LOB: 0 BB: 0 P: 11	R: 0 E: 0 K: 2 S: 8	H: 0 LOB: 0 BB: 0 P: 9	1B: 5 2B: 1 3B: 0 HR: 0	SF: 0 SAC: 0 DP: 2 HBP: 0	WP: 0 PB: 0 SB: 1 CS: 1	PA: 33
PITCHER Russ Ortiz, R (1, 1) ERA: 3.42	IP 9.0 WLS W BF 32 H 6 R 1 ER 1 SO 10 BB 2 IBB 0 HBP 0 BLK 0 WP 0 HR 0 S 79 P 124 ERA 1.00 WHIP 0.889																					


BOTTOM

San Francisco Giants @ San Diego Padres
Qualcomm Stadium, San Diego, CA

Mon Jul 05 1999, 10:05 PM EDT
Att: 58,333 - Unknown - 75 F

livebaseballscorecards.com

AB	30
R	1
H	6
RBI	1
BB	2
SO	10
LOB	6



Batter	1	2	3	4	5	6	7	8	9	AB R H RBI BB SO LOB	TOP											
Marvin Benard, L OBP: 0.361, SLG: 0.455 (1, 8)	0-0 E G4-6-3 1B	0-1 1-H 2-H HR			4-1 S 1B BB	2-2 G6-3		0-0 G4-3		4 2 2 3 1 0 0												
Bill Mueller, S OBP: 0.394, SLG: 0.345 (1, 5)	3-2 P7	0-0 G3			4-1 1B 2B BB	4-0 BB		2-2 1B		3 1 1 0 2 0 1												
Barry Bonds, L OBP: 0.424, SLG: 0.579 (1, 7)	0-0 G4-6-3		2-0 G4-3		3-2 2B FC3-2 1B	2-2 F8		2-1 L9		2 0 0 0 0 0 1												
Stan Javier, S OBP: 0.347, SLG: 0.383 (3, 7)	1-3				1-3 2-H					3 0 1 1 0 0 2												
Jeff Kent, R OBP: 0.384, SLG: 0.528 (1, 4)	2-3 K		2-0 HR		3-1 FC3-2 WP 2B		1-0 L9	1-3 K		5 2 2 2 0 2 2												
J.T. Snow, L OBP: 0.386, SLG: 0.438 (1, 3)		1-1 1B 1B	0-0 F7		0-0 FC3-2 WP HR		3-1 G5-3		2-1 P6	5 2 1 0 0 0 2												
Ellis Burks, R OBP: 0.381, SLG: 0.522 (1, 9)		0-3 K	3-3 K		3-1 HR		4-1 E BB BB		2-3 K	4 1 1 2 1 3 1												
John Johnstone, R (9, 1)					1-H 3-H					0 0 0 0 0 0 0												
Rich Aurilia, R OBP: 0.352, SLG: 0.469 (1, 6)		1-0 1B HR 1B		4-1 P5-4 BB	2-3 K		4-1 E BB		0-3 K	3 1 1 0 2 2 0												
Brent Mayne, L OBP: 0.387, SLG: 0.422 (1, 2)		1-0 HR 1B		0-0 P5-4	2-1 G4-3		2-1 E4			4 1 1 1 0 0 3												
Shawn Estes, R OBP: 0.242, SLG: 0.267 (1, 1)		0-1 B2		2-2 P7		0-1 L3	1-0 F7			3 0 0 0 0 0 2												
Jerry Spradlin, S (6, 1)										0 0 0 0 0 0 0												
Ramon Martinez, R OBP: 0.321, SLG: 0.408 (7, PH)										1 0 0 0 0 0 3												
Alan Embree, L (7, 1)										0 0 0 0 0 0 0												
F.P. Santangelo, S OBP: 0.435, SLG: 0.403 (9, 9)										0 0 0 0 0 0 0												
Inning Stats	R: 0 E: 1 K: 1 S: 8	H: 1 LOB: 1 BB: 0 P: 13	R: 4 E: 0 K: 1 S: 12	H: 4 LOB: 0 BB: 0 P: 15	R: 1 E: 0 K: 1 S: 6	H: 1 LOB: 0 BB: 1 P: 13	R: 0 E: 0 K: 0 S: 5	H: 0 LOB: 0 BB: 1 P: 11	R: 5 E: 0 K: 1 S: 16	H: 3 LOB: 0 BB: 2 P: 37	R: 0 E: 0 K: 0 S: 9	H: 0 LOB: 1 BB: 1 P: 17	R: 0 E: 1 K: 0 S: 8	H: 0 LOB: 3 BB: 2 P: 23	R: 0 E: 0 K: 1 S: 9	H: 1 LOB: 1 BB: 0 P: 14	R: 0 E: 0 K: 2 S: 8	H: 0 LOB: 0 BB: 0 P: 12	1B: 6 2B: 2 3B: 0 HR: 3	SF: 0 SAC: 0 DP: 1 HBP: 0	WP: 1 PB: 0 SB: 1 CS: 0	PA: 43
PITCHER	IP WLS BF H R ER SO BB IBB HBP BLK WP HR S P ERA WHIP												PITCHER	IP WLS BF H R ER SO BB IBB HBP BLK WP HR S P ERA WHIP								
Matt Clement, R ERA: 5.16 (1, 1)	4.0 L 20 6 7 7 3 3 0 0 0 0 0 2 33 62 15.75 2.250																					
Will Cunnane, R ERA: 4.5 (5, 1)	1.0 6 3 3 3 1 0 0 0 0 1 1 14 27 27.00 3.000																					
Heath Murray, L ERA: 5.23 (6, 1)	1.2 9 0 0 0 0 3 0 0 0 0 0 16 38 0.00 1.800																					
Dan Miceli, R ERA: 3.71 (7, 1)	1.1 5 1 0 0 1 0 0 0 0 0 0 10 16 0.00 0.750																					
Trevor Hoffman, R ERA: 3.06 (9, 1)	1.0 3 0 0 0 2 0 0 0 0 0 0 8 12 0.00 0.000																					

San Francisco Giants @ San Diego Padres
Qualcomm Stadium, San Diego, CA
Tue Jul 06 1999, 7:35 PM EDT
Att. 25,435 - Unknown - 70 F

AB	37
R	10
H	10
RBI	9
BB	6
SO	7
LOB	17



Batter	1	2	3	4	5	6	7	8	9	AB	R	H	RBI	BB	SO	LOB
Quilvio Veras, S OBP: 0.363, SLG: 0.382 (1, 4)	1-0 CS 1B		1-0 1B 1B	1-2 1B 1B		2-1 G6-3 HR 1B		2-1 G6-3		5	2	3	0	0	0	1
Eric Owens, R OBP: 0.327, SLG: 0.433 (1, 7)	0-0 F9		1-0 1B 1B	4-2 FC6-4 BB		2-1 G6-3		1-0 P3		4	1	1	0	1	0	2
Reggie Sanders, R OBP: 0.402, SLG: 0.584 (1, 9)	3-3 K		0-0 2B 1B	1-0 FC6-4		3-2 HR		1-3 K		5	2	2	4	0	2	3
Phil Nevin, R OBP: 0.335, SLG: 0.560 (1, 3)		3-3 K	3-2 1B 2B		1-0 G6-3	0-2 G6-3		3-2 G5-3		4	0	1	2	0	1	0
Dan Miceli, R (7, 1)										0	0	0	0	0	0	0
Trevor Hoffman, R (9, 1)										0	0	0	0	0	0	0
Carlos Baerga, S OBP: 0.375, SLG: 0.538 (9, PH)										1	0	0	0	0	0	0
Ruben Rivera, R OBP: 0.299, SLG: 0.516 (1, 8)		3-2 HR	0-1 G5-3		0-0 HR 1B	1-0 F9		0-1 2B		5	2	3	1	0	0	1
George Arias, R OBP: 0.277, SLG: 0.434 (1, 5)		1-1 F9	0-2 G4-6-3 1B		1-1 HR			3-1 F7		4	1	2	2	0	0	0
Dave Magadan, L OBP: 0.360, SLG: 0.381 (9, PH)										1	0	0	0	0	0	1
Ben Davis, S OBP: 0.327, SLG: 0.388 (1, 2)		0-1 1B	0-0 G4-6-3		0-0 F8			1-3 K		5	0	2	0	0	1	3
Damian Jackson, R OBP: 0.347, SLG: 0.412 (1, 6)		1-2 P6			2-1 G6-3 1B	4-0 BB		2-0 F9		3	0	1	0	1	0	2
Matt Clement, R OBP: 0.179, SLG: 0.115 (1, 1)			4-2 1B 1B		0-3 K	2-2 G4-3		2-0 P6		1	1	0	0	1	1	1
Will Cunnane, R (5, 1)										0	0	0	0	0	0	0
Ed Giovanola, L OBP: 0.327, SLG: 0.302 (5, PH)										1	0	0	0	0	0	1
Heath Murray, L OBP: 0.231, SLG: 0.167 (6, 1)										0	0	0	0	0	0	0
Wally Joyner, L OBP: 0.362, SLG: 0.368 (7, 3)										1	0	0	0	0	0	1

Inning Stats	R: 0	H: 1	E: 0	K: 1	S: 5	H: 1	LOB: 0	BB: 0	P: 9	R: 1	H: 2	E: 0	K: 1	S: 15	R: 4	H: 5	E: 0	K: 0	S: 15	R: 0	H: 1	E: 0	K: 1	S: 12	R: 2	H: 2	E: 0	K: 0	S: 8	R: 2	H: 2	E: 0	K: 0	S: 12	R: 0	H: 0	E: 0	K: 1	S: 6	R: 0	H: 1	E: 0	K: 1	S: 12	R: 0	H: 1	E: 0	K: 1	S: 12	R: 0	H: 0	E: 0	K: 1	S: 6	R: 0	H: 1	E: 0	K: 1	S: 12	1B: 9	2B: 3	3B: 0	HR: 3	SF: 0	SAC: 0	DP: 1	HBP: 0	WP: 0	PB: 0	SB: 1	CS: 1	PA: 43
--------------	------	------	------	------	------	------	--------	-------	------	------	------	------	------	-------	------	------	------	------	-------	------	------	------	------	-------	------	------	------	------	------	------	------	------	------	-------	------	------	------	------	------	------	------	------	------	-------	------	------	------	------	-------	------	------	------	------	------	------	------	------	------	-------	-------	-------	-------	-------	-------	--------	-------	--------	-------	-------	-------	-------	--------

PITCHER	IP	WLS	BF	H	R	ER	SO	BB	IBB	HBP	BLK	WP	HR	S	P	ERA	WHIP
Shawn Estes, L ERA: 4.87 (1, 1)	5.0	W	27	11	7	7	3	3	0	0	0	0	2	55	91	12.60	2.800
Jerry Spradlin, R ERA: 5.7 (6, 1)	1.0	H	5	2	2	2	0	0	0	0	0	0	1	12	20	18.00	2.000
Alan Embree, L ERA: 2.76 (7, 1)	2.1	H	8	1	0	0	1	0	0	0	0	0	0	17	30	0.00	0.429
John Johnstone, R ERA: 1.83 (9, 1)	0.2	S	3	1	0	0	1	0	0	0	0	0	0	7	11	0.00	1.500

BOTTOM

San Francisco Giants @ San Diego Padres
Qualcomm Stadium, San Diego, CA

livebaseballscores.com

AB	40
R	9
H	15
RBI	9
BB	3
SO	5
LOB	16



PITCHER	IP	WLS	BF	H	R	ER	SO	BB	IBB	HBP	BLK	WP	HR	S	P	ERA	WHIP
---------	----	-----	----	---	---	----	----	----	-----	-----	-----	----	----	---	---	-----	------

Tue Jul 06 1999, 7:35 PM EDT
Att: 25,435 - Unknown - 70 F

Batter	1	2	3	4	5	6	7	8	9	AB R H RBI BB SO LOB	TOP	
F.P. Santangelo, S (1, 8) OBP: 0.434, SLG: 0.398	1-1 G6-3		3-2 FC6-4 1B	4-2 1-2 BB			0-1 B4-3		0-1 F8	4 0 1 0 1 0 0		
Ramon Martinez, R (1, 5) OBP: 0.298, SLG: 0.377 Bill Mueller, S (9, PH) OBP: 0.392, SLG: 0.343	3-3 K		1-1 FC6-4 2B 1-2f	1-0 F7			0-0 G3		0-0 G6-3	4 0 0 0 0 1 4 1 0 0 0 0 0 0		
Stan Javier, S (1, 7) OBP: 0.348, SLG: 0.388	1-2 FC6-4 1B		2-1 2B 1-3				2-2 P3		2-3 K	5 0 2 0 0 1 0		
Jeff Kent, R (1, 4) OBP: 0.382, SLG: 0.522	2-0 FC6-4 1-2f			0-3 K			0-0 F8		4-1 1B BB BB	3 0 0 0 1 1 1		
Ellis Burks, R (1, 9) OBP: 0.387, SLG: 0.522			1-0 F7	4-1 1B BB 1B			1-0 1B		4-2 1B BB 1-2	2 1 1 0 2 0 0		
J.T. Snow, L (1, 3) OBP: 0.384, SLG: 0.436			2-0 G4-3	1-2 1B 1B 1-2 FC6-4 1B			2-1 L4		1-2 F9	4 1 1 0 0 0 3		
Rich Aurilia, R (1, 6) OBP: 0.360, SLG: 0.476			2-2 1B	1-0 FC6-4 1B 1-2 2-H 1B			0-0 CS 1B		3-2 1-2 2-3 1B	4 0 4 1 0 0 0		
Doug Mirabelli, R (1, 2) OBP: 0.448, SLG: 0.680 Marvin Benard, L (8, PH) OBP: 0.360, SLG: 0.453 Felix Rodriguez, R (8, 1) OBP: 0.400, SLG: 1.200			0-0 F8	3-1 FC6-4 1-2 2-3 1B			0-3 K		1-3 K	3 0 1 0 0 1 2 1 0 0 0 0 1 3 0 0 0 0 0 0 0		
Chris Brock, R (1, 1) OBP: 0.222, SLG: 0.176 Rich Rodriguez, L (7, 1) OBP: 1.000, SLG: 1.000 Julian Tavarez, L (7, 1) OBP: 0.250, SLG: 0.250 Brent Mayne, L (8, PH) OBP: 0.385, SLG: 0.419			0-3 K	0-1 FC6-4 BB 1-2f 2-3 3-H			0-1 P6		0-3 K	3 0 0 1 0 1 2 0 0 0 0 0 0 0 0 0 0 0 0 0 0 1 0 0 0 0 1 3		
Inning Stats	R: 0 H: 1 E: 0 LOB: 1 K: 1 BB: 0 S: 9 P: 16	R: 0 H: 1 E: 0 LOB: 1 K: 0 BB: 0 S: 7 P: 12	R: 0 H: 2 E: 0 LOB: 2 K: 1 BB: 0 S: 11 P: 17	R: 2 H: 3 E: 0 LOB: 3 K: 1 BB: 2 S: 16 P: 30	R: 0 H: 1 E: 0 LOB: 1 K: 0 BB: 0 S: 7 P: 11	R: 0 H: 1 E: 0 LOB: 0 K: 1 BB: 0 S: 6 P: 6	R: 0 H: 0 E: 0 LOB: 0 K: 0 BB: 0 S: 9 P: 11	R: 0 H: 1 E: 0 LOB: 3 K: 2 BB: 2 S: 16 P: 29	R: 0 H: 0 E: 0 LOB: 0 K: 1 BB: 0 S: 6 P: 8	1B: 9 SF: 0 2B: 1 SAC: 0 3B: 0 DP: 0 HR: 0 HBP: 0	WP: 0 PA: 39 PB: 0 SB: 0 CS: 1	
PITCHER	IP WLS BF H R ER SO BB IBB HBP BLK WP HR S P ERA WHIP											
Sterling Hitchcock, L (1, 1) ERA: 4.15	7.0 W 30 9 2 2 4 2 0 0 0 0 0 0 65 103 2.57 1.571											
Donne Wall, R (8, 1) ERA: 2.89	0.1 H 4 1 0 0 0 2 0 0 0 0 0 0 10 22 0.00 9.000											
Trevor Hoffman, R (8, 1) ERA: 2.92	1.2 S 5 0 0 0 3 0 0 0 0 0 0 0 12 15 0.00 0.000											

San Francisco Giants @ San Diego Padres
Qualcomm Stadium, San Diego, CA
Wed Jul 07 1999, 10:05 PM EDT
Att. 22,403 - Cloudy - 72 F

AB	35
R	2
H	10
RBI	2
BB	4
SO	7
LOB	18



Batter	1	2	3	4	5	6	7	8	9
Quilvio Veras, S <small>OBP: 0.362, SLG: 0.377</small> (1, 4)	2-3 		0-0 			4-1 	3-0 		
Damian Jackson, R <small>OBP: 0.346, SLG: 0.409</small> (1, 6)	0-2 		0-3 			3-3 	1-1 		
Reggie Sanders, R <small>OBP: 0.404, SLG: 0.580</small> (1, 9)	2-1 		3-2 			3-2 	1-0 		
John Vander Wal, L <small>OBP: 0.398, SLG: 0.493</small> Eric Owens, R <small>OBP: 0.327, SLG: 0.433</small> (9, 7)	3-2 		1-1 			2-0 	3-2 		
Wally Joyner, L <small>OBP: 0.370, SLG: 0.374</small> (1, 3)	1-0 		0-3 			1-2 	4-2 		
Carlos Baerga, S <small>OBP: 0.350, SLG: 0.471</small> (1, 5)	0-1 		0-2 			0-0 	0-0 		
Ruben Rivera, R <small>OBP: 0.299, SLG: 0.514</small> (1, 8)		2-3 			2-3 	0-0 			
Ben Davis, S <small>OBP: 0.309, SLG: 0.365</small> (1, 2)		0-3 			0-1 	0-1 			
Sterling Hitchcock, L <small>OBP: 0.167, SLG: 0.091</small> Ed Giovanola, L <small>OBP: 0.327, SLG: 0.302</small> Phil Nevin, R <small>OBP: 0.340, SLG: 0.563</small> Donne Wall, R (8, 1) Trevor Hoffman, R (8, 1)		1-3 			3-2 	1-2 			

Inning Stats	R: 2	H: 3	E: 0	LOB: 1	K: 1	S: 15	P: 23	R: 0	H: 0	E: 0	LOB: 0	K: 3	S: 10	P: 13	R: 0	H: 0	E: 0	LOB: 0	K: 1	S: 8	R: 0	H: 0	E: 0	LOB: 0	K: 1	S: 9	P: 14	R: 0	H: 0	E: 0	LOB: 0	K: 1	S: 7	R: 3	H: 4	E: 2	LOB: 2	K: 0	S: 14	R: 0	H: 0	E: 0	LOB: 1	K: 0	S: 10	P: 18
--------------	------	------	------	--------	------	-------	-------	------	------	------	--------	------	-------	-------	------	------	------	--------	------	------	------	------	------	--------	------	------	-------	------	------	------	--------	------	------	------	------	------	--------	------	-------	------	------	------	--------	------	-------	-------

PITCHER	IP	WLS	BF	H	R	ER	SO	BB	IBB	HBP	BLK	WP	HR	S	P	ERA	WHIP
Chris Brock, R <small>ERA: 5.26</small>	(1, 1)	6.1	L	26	6	5	4	8	1	0	0	0	0	64	97	5.68	1.105
Rich Rodriguez, L <small>ERA: 4.78</small>	(7, 1)	0.1		2	1	0	0	0	0	0	0	0	0	4	8	0.00	3.000
Julian Tavarez, R <small>ERA: 5.51</small>	(7, 1)	0.1		1	0	0	0	0	0	0	0	0	0	2	3	0.00	0.000
Felix Rodriguez, R <small>ERA: 3.86</small>	(8, 1)	1.0		4	0	0	0	1	0	1	0	0	0	10	18	0.00	1.000

BOTTOM

San Francisco Giants @ San Diego Padres
 Qualcomm Stadium, San Diego, CA

Wed Jul 07 1999, 10:05 PM EDT
 Att: 22,403 - Cloudy - 72 F

AB	R	H	RBI	BB	SO	LOB
3	0	0	0	1	1	2
4	1	1	0	0	2	3
3	1	1	0	0	0	0
4	0	0	0	0	0	3
0	0	0	0	0	0	0
3	1	2	2	1	1	0
4	1	1	0	0	0	2
3	1	1	0	0	2	0
3	0	0	1	0	1	2
2	0	0	0	0	1	0
0	0	0	0	0	0	0
1	0	1	2	0	0	0
0	0	0	0	0	0	0
0	0	0	0	0	0	0

livebaseballscores.com

AB	30
R	5
H	7
RBI	5
BB	2
SO	8
LOB	12

WP	PA
0	33

Batter	1	2	3	4	5	6	7	8	9	AB R H RBI BB SO LOB	TOP											
Mark McLemore, S (1, 4) OBP: 0.376, SLG: 0.386	0-1 P7	1-2 F9		0-1 CS 2-H 1B			0-0 L9		4-1 2B 29 SF9 BB	4 1 1 1 1 0 3												
Ivan Rodriguez, R (1, 2) OBP: 0.333, SLG: 0.498	0-0 HR		3-2 P4	1-1 CS 1-2	2-1 L6		0-0 G4-3		3-2 29 SF9 2B	5 2 2 1 0 0 0												
29 Rusty Greer, L (1, 7) OBP: 0.377, SLG: 0.424	1-0 F7		4-0 FC6-4 BB		2-3 K		1-1 G3		0-0 SF9	3 0 0 1 1 1 0												
Juan Gonzalez, R (1, 9) OBP: 0.355, SLG: 0.595	3-3 K		1-0 FC6-4 1-2f		2-2 G6-3			1-3 K	2-2 SF9 3-H	4 0 0 1 0 2 1												
Rafael Palmeiro, L (1, 3) OBP: 0.438, SLG: 0.611		3-1 BB 1B 1B	2-2 P5		4-1 HR BB			0-0 BB BB 1B	2-1 F8	4 1 2 0 1 0 1												
Ruben Mateo, R (1, 8) OBP: 0.231, SLG: 0.459		2-3 K		0-2 HR		1-3 K		0-2 F8		4 1 1 1 0 2 3												
Luis Alicea, S (1, 5) OBP: 0.304, SLG: 0.223		0-0 BB 1-2 1B		4-1 G5-3 1B BB		1-0 P9		4-0 BB 1-2 BB		2 1 1 0 2 0 1												
Royce Clayton, R (1, 6) OBP: 0.285, SLG: 0.350		2-2 K		0-1 G5-3 1-2		0-0 1-H HR		4-2 SAFE 1-2 2-3 BB		3 1 1 2 1 1 3												
Aaron Sele, R (1, 1)		4-2 BB		0-2 G5-3		1-1 F8		3-2 G3		2 0 0 0 1 0 1												
Mike Venafro, L (7, 1)										0 0 0 0 0 0 0												
Lee Stevens, L (8, PH) OBP: 0.371, SLG: 0.517										1 0 0 0 0 0 3												
59 Jeff Zimmerman, R (8, 1)										0 0 0 0 0 0 0												
Tim Crabtree, R (9, 1)										0 0 0 0 0 0 0												
Inning Stats	R: 1 E: 0 K: 1 S: 9	H: 1 LOB: 0 BB: 0 P: 13	R: 0 E: 0 K: 2 S: 14	H: 2 LOB: 3 BB: 1 P: 26	R: 0 E: 0 K: 0 S: 8	H: 0 LOB: 1 BB: 1 P: 18	R: 2 E: 0 K: 0 S: 12	H: 2 LOB: 0 BB: 1 P: 17	R: 0 E: 0 K: 1 S: 8	H: 0 LOB: 0 BB: 0 P: 14	R: 2 E: 0 K: 1 S: 8	H: 1 LOB: 0 BB: 1 P: 15	R: 0 E: 0 K: 0 S: 4	H: 0 LOB: 0 BB: 0 P: 5	R: 0 E: 0 K: 1 S: 13	H: 1 LOB: 3 BB: 2 P: 25	R: 2 E: 0 K: 0 S: 12	H: 1 LOB: 0 BB: 1 P: 23	1B: 4 2B: 1 3B: 0 HR: 3	SF: 2 SAC: 0 DP: 0 HBP: 0	WP: 0 PB: 0 SB: 0 CS: 1	PA: 42
PITCHER	IP WLS BF H R ER SO BB IBB HBP BLK WP HR S P ERA WHIP																					
Woody Williams, R (1, 1) ERA: 4.5	6.0 L 27 6 5 5 5 4 0 0 0 0 3 59 103 7.50 1.667																					
Carlos Reyes, R (7, 1) ERA: 2.96	1.0 3 0 0 0 0 0 0 0 0 0 0 4 5 0.00 0.000																					
Carlos Almanzar, R (8, 1) ERA: 3.0	0.2 5 1 0 0 1 2 0 0 0 0 0 9 18 0.00 4.500																					
Heath Murray, L (8, 1) ERA: 5.4	0.1 2 0 1 1 0 1 0 0 0 0 0 5 12 27.00 3.000																					
Dan Miceli, R (9, 1) ERA: 3.86	1.0 4 1 1 1 0 0 0 0 0 0 0 11 18 9.00 1.000																					

Texas Rangers @ San Diego Padres
Qualcomm Stadium, San Diego, CA

Fri Jul 09 1999, 10:05 PM EDT
Att. 25,546 - Unknown - 80 F

livebaseballscorecards.com

AB 32
R 7
H 8
RBI 7
BB 7
SO 6
LOB 16



Batter	1	2	3	4	5	6	7	8	9	AB R H RBI BB SO LOB	TOP																
Mark McLemore, S (1, 4) OBP: 0.370, SLG: 0.379	0-0 F7		1-2 F8		2-0 L9		1-3 K		1-0 F8	5 0 0 0 0 1 2																	
Ivan Rodriguez, R (1, 2) OBP: 0.329, SLG: 0.492	0-0 G6-3		0-2 F9			1-0 G4-3		1-0 G4-3		4 0 0 0 0 0 0																	
29 Rusty Greer, L (1, 7) OBP: 0.379, SLG: 0.428	3-2 2B			1-1 G6-3		0-1 G6-4-3 1B		2-2 G4-3		4 0 2 0 0 0 0																	
Juan Gonzalez, R (1, 9) OBP: 0.357, SLG: 0.602	0-1 G6-3			0-1 HR		1-0 G6-4-3 1-2f		4-1 1B BB		3 1 1 1 1 0 2																	
Rafael Palmeiro, L (1, 3) OBP: 0.439, SLG: 0.619		0-0 G3		1-3 K		2-0 HR		1-1 1-2 1B		4 1 2 1 0 1 0																	
Todd Zeile, R (1, 5) OBP: 0.355, SLG: 0.471		1-1 1B		0-1 F9		1-2 HR 1B		0-2 P6		4 1 2 0 0 0 2																	
Ruben Mateo, R (1, 8) OBP: 0.233, SLG: 0.512		3-3 K			2-3 K		0-2 HR		1-1 G5-3	4 1 1 2 0 2 1																	
Royce Clayton, R (1, 6) OBP: 0.280, SLG: 0.343		2-3 K			0-2 G4-3		0-0 G5-3		1-3 K	4 0 0 0 0 2 1																	
Mike Morgan, R (1, 1) OBP: 0.250, SLG: 0.250 Mike Munoz, L (5, 1) Danny Patterson, R (6, 1) Luis Alicea, S (7, PH) 59 Jeff Zimmerman, R (7, 1) Tim Crabtree, R (8, 1) Scarborough Green, S (9, PH) John Wetteland, R (9, 1)			1-3 K		0-1 1B		0-1 G3		4-2 BB	2 0 1 0 0 1 0 0 0 0 0 0 0 0 0 0 0 0 0 0 0 1 0 1 0 0 0 0 0 0 0 0 0																	
Inning Stats	R: 0 E: 0 K: 0 S: 11	H: 1 LOB: 1 BB: 0 P: 14	R: 0 E: 0 K: 2 S: 11	H: 1 LOB: 1 BB: 0 P: 17	R: 0 E: 0 K: 1 S: 9	H: 0 LOB: 0 BB: 0 P: 11	R: 1 E: 0 K: 1 S: 9	H: 1 LOB: 0 BB: 0 P: 11	R: 0 E: 0 K: 1 S: 10	H: 1 LOB: 1 BB: 0 P: 14	R: 0 E: 0 K: 0 S: 4	H: 1 LOB: 0 BB: 0 P: 6	R: 3 E: 0 K: 1 S: 13	H: 3 LOB: 0 BB: 0 P: 17	R: 0 E: 0 K: 0 S: 10	H: 1 LOB: 2 BB: 1 P: 18	R: 0 E: 0 K: 1 S: 9	H: 0 LOB: 1 BB: 1 P: 16	1B: 5 2B: 1 3B: 0 HR: 3	SF: 0 SAC: 0 DP: 1 HBP: 0	WP: 0 PB: 0 SB: 1 CS: 0	PA: 37					
PITCHER	IP WLS BF H R ER SO BB IBB HBP BLK WP HR S P ERA WHIP																										
Andy Ashby, R (1, 1) ERA: 3.19	7.2		31	8	4	4	6	1	0	0	0	0	3	72	102	4.70	1.174										
Heath Murray, L (8, 1) ERA: 5.4	0.0		1	1	0	0	0	0	0	0	0	0	0	2	3	∞	∞										
Donne Wall, R (8, 1) ERA: 2.79	1.1	W	5	0	0	0	1	1	0	0	0	0	0	12	19	0.00	0.750										

Texas Rangers @ San Diego Padres
Qualcomm Stadium, San Diego, CA
Sat Jul 10 1999, 4:05 PM EDT
Att. 49,123 - Unknown - 81 F

livebaseballscorecards.com

AB	35
R	4
H	9
RBI	4
BB	2
SO	7
LOB	8



Batter	1	2	3	4	5	6	7	8	9	AB R H RBI BB SO LOB	TOP																
Mark McLemore, S (1, 9) OBP: 0.366, SLG: 0.374	3-2 G4-3		1-3 K			2-3 K		0-3 K		4 0 0 0 0 3 1																	
Ivan Rodriguez, R (1, 2) OBP: 0.328, SLG: 0.487	2-1 L7			0-1 G6-3		1-0 29 E SF7 HBP		2-2 F7		3 1 0 0 0 0 0																	
29 Rusty Greer, L (1, 7) OBP: 0.375, SLG: 0.423	2-1 F7			1-1 G1-3		0-1 E5 WP		2-1 L7		4 0 0 0 0 0 1																	
Rafael Palmeiro, L (1, 3) OBP: 0.436, SLG: 0.626		1-1 G6-3		0-0 F8		3-2 SF7			3-1 HR	3 1 1 2 0 0 0																	
Todd Zeile, R (1, 5) OBP: 0.351, SLG: 0.465		0-3 K			0-0 F7	1-1 L8			3-2 F8	4 0 0 0 0 1 1																	
Ruben Mateo, R (1, 8) OBP: 0.213, SLG: 0.467		1-0 F7			0-3 K		2-3 K		0-2 F9	4 0 0 0 0 2 0																	
Luis Alicea, S (1, 4) OBP: 0.308, SLG: 0.216			3-2 G4-3		4-1 1B BB		1-0 E6 1B		4-2 BB	2 0 0 0 2 0 0																	
Royce Clayton, R (1, 6) OBP: 0.288, SLG: 0.351			2-1 1B		0-0 1B		0-2 G5-4-3 1B		2-3 K	4 0 3 0 0 1 1																	
John Burkett, R (1, 1)			0-3 K		2-3 K		1-0 G5-4-3 1-2f			2 0 0 0 0 2 3																	
Lee Stevens, L (7, PH) OBP: 0.370, SLG: 0.515										1 0 0 0 0 0 2																	
Esteban Loaiza, R (7, 1)										0 0 0 0 0 0 0																	
Mike Venafro, L (8, 1)										0 0 0 0 0 0 0																	
Danny Patterson, R (8, 1)										0 0 0 0 0 0 0																	
Inning Stats	R: 0 E: 0 K: 0 S: 7	H: 0 LOB: 0 BB: 0 P: 14	R: 0 E: 0 K: 1 S: 6	H: 0 LOB: 0 BB: 0 P: 8	R: 0 E: 0 K: 2 S: 15	H: 1 LOB: 1 BB: 0 P: 21	R: 0 E: 0 K: 0 S: 5	H: 0 LOB: 0 BB: 0 P: 6	R: 0 E: 0 K: 2 S: 9	H: 1 LOB: 2 BB: 1 P: 15	R: 1 E: 1 K: 1 S: 11	H: 0 LOB: 1 BB: 0 P: 18	R: 0 E: 1 K: 1 S: 9	H: 1 LOB: 1 BB: 0 P: 13	R: 0 E: 0 K: 1 S: 8	H: 0 LOB: 0 BB: 0 P: 12	R: 1 E: 0 K: 1 S: 14	H: 1 LOB: 1 BB: 1 P: 26	1B: 3 2B: 0 3B: 0 HR: 1	SF: 1 SAC: 0 DP: 1 HBP: 1	WP: 1 PB: 0 SB: 0 CS: 0	PA: 35					
PITCHER	IP WLS BF H R ER SO BB IBB HBP BLK WP HR S P ERA WHIP																										
Matt Clement, R (1, 1) ERA: 4.78	7.0		27	3	1	0	7	1	0	1	0	1	0	62	95	0.00	0.571										
Dan Miceli, R (8, 1) ERA: 3.75	1.0	W	3	0	0	0	1	0	0	0	0	0	0	8	12	0.00	0.000										
Trevor Hoffman, R (9, 1) ERA: 3.08	1.0		5	1	1	1	1	1	0	0	0	0	1	14	26	9.00	2.000										

Texas Rangers @ San Diego Padres
Qualcomm Stadium, San Diego, CA

Sun Jul 11 1999, 4:05 PM EDT
Att. 31,301 - Unknown - 81 F

livebaseballscorecards.com

AB	31
R	2
H	4
RBI	2
BB	2
SO	9
LOB	9



Batter	1	2	3	4	5	6	7	8	9	AB	R	H	RBI	BB	SO	LOB
David Bell, R OBP: 0.341, SLG: 0.479 (1, 4)	3-2 2B		2-3 K			3-1 2B		1-0 2B		4	1	3	1	0	1	0
David Segui, S OBP: 0.361, SLG: 0.467 (1, 3)	0-0 F7			0-0 G3		2-2 G4-3		0-1 2B		4	0	1	1	0	0	2
Ken Griffey Jr., L OBP: 0.405, SLG: 0.621 (1, 8)	3-1 F7			3-3 K		2-1 G6-3 2B		4-0 IBB		3	0	1	0	1	1	1
Alex Rodriguez, R OBP: 0.392, SLG: 0.635 (1, 6)	1-3 K			0-0 F8		2-2 G6-3		2-1 F8		4	0	0	0	0	1	4
Edgar Martinez, R OBP: 0.439, SLG: 0.542 (1, 10)		1-1 P3			1-2 G4-3 1B		1-3 K		2-3 K	4	0	1	0	0	2	1
Jay Buhner, R OBP: 0.400, SLG: 0.523 (1, 9)		2-3 K		2-1 G4-3		2-2 G4-3		0-2 G6-3		4	0	0	0	0	1	2
Butch Huskey, R OBP: 0.354, SLG: 0.512 (1, 7)		3-2 G5-3		0-3 K			2-2 G1-3		0-1 G2-3	4	0	0	0	0	1	0
Russ Davis, R OBP: 0.290, SLG: 0.464 (1, 5)			1-1 CS 1B		1-2 G6-3		1-3 K			3	0	1	0	0	1	0
Dan Wilson, R OBP: 0.328, SLG: 0.399 (1, 2)			3-2 G6-3		2-3 K		1-0 2B			3	1	1	0	0	1	1

Inning Stats	R: 0	H: 1	E: 0	K: 1	S: 10	H: 1	LOB: 1	BB: 0	P: 17	R: 0	H: 0	E: 0	K: 1	S: 9	H: 0	LOB: 0	BB: 0	P: 15	R: 0	H: 1	E: 0	K: 1	S: 8	H: 1	LOB: 0	BB: 0	P: 14	R: 0	H: 0	E: 0	K: 1	S: 6	R: 0	H: 1	E: 0	K: 1	S: 8	R: 0	H: 1	E: 0	K: 1	S: 11	H: 1	LOB: 1	BB: 0	P: 19	R: 0	H: 1	E: 0	K: 1	S: 12	H: 1	LOB: 1	BB: 0	P: 19	R: 2	H: 3	E: 0	K: 1	S: 16	H: 3	LOB: 2	BB: 1	P: 27	R: 0	H: 0	E: 0	K: 1	S: 8	H: 0	LOB: 0	BB: 0	P: 10	1B: 2	SF: 0	2B: 6	SAC: 0	3B: 0	DP: 1	HR: 0	HBP: 0	WP: 0	PA: 34
--------------	------	------	------	------	-------	------	--------	-------	-------	------	------	------	------	------	------	--------	-------	-------	------	------	------	------	------	------	--------	-------	-------	------	------	------	------	------	------	------	------	------	------	------	------	------	------	-------	------	--------	-------	-------	------	------	------	------	-------	------	--------	-------	-------	------	------	------	------	-------	------	--------	-------	-------	------	------	------	------	------	------	--------	-------	-------	-------	-------	-------	--------	-------	-------	-------	--------	-------	--------


PITCHER	IP	WLS	BF	H	R	ER	SO	BB	IBB	HBP	BLK	WP	HR	S	P	ERA	WHIP
Andy Ashby, R ERA: 3.13 (1, 1)	7.2		28	7	2	2	8	0	0	0	0	0	0	76	121	2.35	0.913
Heath Murray, L ERA: 5.4 (8, 1)	0.0		2	1	0	0	0	0	1	0	0	0	0	2	6	∞	∞
Will Cunnane, R ERA: 4.41 (8, 1)	0.1	W	1	0	0	0	0	0	0	0	0	0	0	2	4	0.00	0.000
Dan Miceli, R ERA: 3.65 (9, 1)	1.0	S	3	0	0	0	1	0	0	0	0	0	0	8	10	0.00	0.000

BOTTOM

San Diego Padres @ Seattle Mariners
 Safeco Field, Seattle, WA
 Thu Jul 15 1999, 7:05 PM PDT
 Att. 44,607 - Overcast - 67 F

livebaseballscorecards.com

AB	33
R	2
H	8
RBI	2
BB	1
SO	9
LOB	11



Batter	1	2	3	4	5	6	7	8	9	AB R H RBI BB SO LOB	TOP
Quilvio Veras, S (1, 4) OBP: 0.360, SLG: 0.365 F B B B B	4-2 BB		2-0 L9 BB		1-0 F9 BB		2-2 G6-3 BB	2-1 G6-4-3 BB 1-2f		4 0 0 0 1 0 2	
Eric Owens, R (1, 7) OBP: 0.336, SLG: 0.434 C B B B X	2-2 G6-3 BB 1-2		4-1 BB		2-2 G1-3 BB		2-2 BB 1B		0-0 BB 1B	4 1 2 0 1 0 1	
Reggie Sanders, R (1, 10) OBP: 0.399, SLG: 0.554 B C S X	1-2 P2 BB		2-2 P8 BB 1-2		2-2 G6-3 BB		4-0 BB 1B 1-2		2-1 P4 BB	4 0 0 0 1 0 3	
Phil Nevin, R (1, 9) OBP: 0.347, SLG: 0.552 X	0-0 F7 BB		2-0 G6-3 BB			1-0 F8 BB	0-0 BB 1B 1-3 2-H		4-1 BB G6-4-3 1-2	4 0 1 1 1 0 2	
Wally Joyner, L (1, 3) OBP: 0.379, SLG: 0.383 C X		0-1 BB 1B		2-3 BB		1-0 G3-1 BB	4-2 BB		0-2 G6-4-3 BB 1-2f	4 0 1 0 1 1 2	
Ruben Rivera, R (1, 8) OBP: 0.300, SLG: 0.498 C B B B SAFE B		4-2 BB 1-2		3-2 BB 1B		1-2 BB 2B	3-3 BB K			3 1 2 0 1 1 2	
George Arias, R (1, 5) OBP: 0.277, SLG: 0.440 S B S S		2-3 BB K		3-3 BB K 1-2 SAFE SAFE SAFE SAFE		0-0 BB 2B 2-H		3-1 BB 2B		4 0 2 1 0 2 3	
Ben Davis, S (1, 2) OBP: 0.324, SLG: 0.348 C B B B B		2-3 BB K		4-1 BB		0-0 BB S 2-3		1-1 P4 BB		3 0 0 0 1 1 4	
Damian Jackson, R (1, 6) OBP: 0.346, SLG: 0.402 C C S S		0-3 BB K		1-3 BB K		1-2 G6-3 BB 1-2		4-2 BB G6-4-3		3 0 0 0 1 2 6	
Inning Stats	R: 0 H: 0 E: 0 LOB: 1 K: 0 BB: 1 S: 10 P: 17	R: 0 H: 1 E: 0 LOB: 2 K: 3 BB: 1 S: 13 P: 21	R: 0 H: 0 E: 0 LOB: 1 K: 0 BB: 1 S: 6 P: 16	R: 0 H: 1 E: 0 LOB: 2 K: 3 BB: 1 S: 16 P: 29	R: 0 H: 0 E: 0 LOB: 0 K: 0 BB: 0 S: 9 P: 14	R: 1 H: 2 E: 1 LOB: 2 K: 0 BB: 0 S: 10 P: 14	R: 1 H: 2 E: 0 LOB: 2 K: 1 BB: 2 S: 13 P: 28	R: 0 H: 1 E: 0 LOB: 1 K: 0 BB: 1 S: 8 P: 18	R: 0 H: 1 E: 0 LOB: 1 K: 0 BB: 1 S: 7 P: 13	1B: 5 SF: 0 2B: 3 SAC: 0 3B: 0 DP: 2 HR: 0 HBP: 0	WP: 0 PA: 41 PB: 0 SB: 4 CS: 0
PITCHER	IP WLS BF H R ER SO BB IBB HBP BLK WP HR S P ERA WHIP Jeff Fassero, L (1, 1) ERA: 6.65 6.2 L 32 6 2 2 6 6 0 0 0 0 0 0 74 133 2.70 1.800 Jose Paniagua, R (7, 1) ERA: 3.91 1.1 5 1 0 0 1 1 0 0 0 0 0 0 11 24 0.00 1.500 Frankie Rodriguez, R (9, 1) ERA: 7.34 1.0 4 1 0 0 0 1 0 0 0 0 0 0 7 13 0.00 2.000	PITCHER	IP WLS BF H R ER SO BB IBB HBP BLK WP HR S P ERA WHIP								

San Diego Padres @ Seattle Mariners
 Safeco Field, Seattle, WA
 Fri Jul 16 1999, 7:05 PM PDT
 Att: 43,252 - Dome - 72 F

AB	33
R	2
H	8
RBI	2
BB	8
SO	7
LOB	25



Batter	1	2	3	4	5	6	7	8	9	AB	R	H	RBI	BB	SO	LOB
David Bell, R (1, 4) OBP: 0.339, SLG: 0.475	3-3 K		3-3 K		0-0 L6			3-1 FC3-4-6 1B	2-3 K	5	0	1	0	0	3	2
David Segui, S (1, 3) OBP: 0.360, SLG: 0.464	3-2 P4			0-2 G4-6-3 1B		3-1 G6-3		1-0 FC3-4-6 1B		4	1	1	0	0	0	1
Ken Griffey Jr., L (1, 8) OBP: 0.403, SLG: 0.617	3-2 G4-3			3-1 G4-6-3 1-2		2-3 K		0-1 1B	1-2 1B	4	0	1	0	0	1	1
Alex Rodriguez, R (1, 6) OBP: 0.394, SLG: 0.637		0-0 B1-3		3-2 1B		1-1 WP 2B		2-0 P6		4	0	2	0	0	0	2
Edgar Martinez, R (1, 10) OBP: 0.440, SLG: 0.541		3-2 1B		0-3 K		1-2 F8		1-1 1-2 2-H 1B		4	0	2	1	0	1	3
Jay Buhner, R (1, 9) OBP: 0.386, SLG: 0.500		2-3 K		0-0 G4-3			1-2 G4-3	0-3 K		4	0	0	0	0	2	5
Butch Huskey, R (1, 7) OBP: 0.350, SLG: 0.506		1-0 F9			0-3 K G6-3		1-2 G5-3		2-2 F7	3	0	0	0	0	1	1
Raul Ibanez, L (9, PH) OBP: 0.369, SLG: 0.377										1	0	0	0	0	0	0
Russ Davis, R (1, 5) OBP: 0.291, SLG: 0.466			2-1 G3		1-1 G6-3 1-2f		0-0 2B		4-1 WP BB	3	0	1	0	0	0	1
John Mabry, L (9, PH) OBP: 0.290, SLG: 0.395										0	0	0	0	1	0	0
Dan Wilson, R (1, 2) OBP: 0.328, SLG: 0.398			3-3 K		1-0 1B		3-2 F8		2-2 L6	3	0	1	0	0	1	1
Tom Lampkin, L (9, PH) OBP: 0.362, SLG: 0.526									1-2	1	0	0	0	0	0	1

Inning Stats	R: 0	H: 0	E: 0	K: 1	S: 12	R: 0	H: 1	E: 0	K: 1	S: 8	R: 0	H: 0	E: 0	K: 2	S: 11	R: 0	H: 2	E: 0	K: 1	S: 12	R: 0	H: 1	E: 0	K: 1	S: 7	R: 0	H: 1	E: 0	K: 1	S: 11	R: 0	H: 1	E: 0	K: 0	S: 10	R: 1	H: 3	E: 0	K: 1	S: 11	R: 0	H: 0	E: 0	K: 1	S: 18	R: 0	H: 0	E: 0	K: 1	S: 18	1B: 7	2B: 2	3B: 0	HR: 0	SF: 0	SAC: 0	DP: 1	HBP: 0	WP: 3	PB: 0	SB: 0	CS: 0	PA: 37
--------------	------	------	------	------	-------	------	------	------	------	------	------	------	------	------	-------	------	------	------	------	-------	------	------	------	------	------	------	------	------	------	-------	------	------	------	------	-------	------	------	------	------	-------	------	------	------	------	-------	------	------	------	------	-------	-------	-------	-------	-------	-------	--------	-------	--------	-------	-------	-------	-------	--------


PITCHER	IP	WLS	BF	H	R	ER	SO	BB	IBB	HBP	BLK	WP	HR	S	P	ERA	WHIP
Sterling Hitchcock, L (1, 1) ERA: 3.9	7.0	W	27	6	0	0	7	0	0	0	0	2	0	71	114	0.00	0.857
Donne Wall, R (8, 1) ERA: 2.97	0.2	H	5	3	1	1	0	0	0	0	0	0	0	8	15	13.50	4.500
Trevor Hoffman, R (8, 1) ERA: 2.97	1.1	S	5	0	0	0	2	1	0	0	0	1	0	21	31	0.00	0.750

BOTTOM

San Diego Padres @ Seattle Mariners
Safeco Field, Seattle, WA

Fri Jul 16 1999, 7:05 PM PDT
Att. 43,252 - Dome - 72 F

AB	36
R	1
H	9
RBI	1
BB	1
SO	9
LOB	18



PITCHER	IP	WLS	BF	H	R	ER	SO	BB	IBB	HBP	BLK	WP	HR	S	P	ERA	WHIP
---------	----	-----	----	---	---	----	----	----	-----	-----	-----	----	----	---	---	-----	------

Batter	1	2	3	4	5	6	7	8	9	AB R H RBI BB SO LOB	TOP
Quilvio Veras, S (1, 4) OBP: 0.364, SLG: 0.369 George Arias, R (8, 5) OBP: 0.277, SLG: 0.440										2 1 1 0 2 1 0 0 0 0 0 0 0 0	
Eric Owens, R (1, 9) OBP: 0.342, SLG: 0.443										4 0 3 1 0 0 1	
Dave Magadan, L (1, 3) OBP: 0.370, SLG: 0.385										3 0 1 0 1 0 2	
John Vander Wal, L (1, 7) OBP: 0.388, SLG: 0.474										3 0 0 0 1 2 4	
Wally Joyner, L (1, 10) OBP: 0.376, SLG: 0.376										3 0 0 0 1 2 1	
Carlos Baerga, S (1, 5) OBP: 0.303, SLG: 0.367 (8, 4)										4 0 0 0 0 0 3	
Ruben Rivera, R (1, 8) OBP: 0.295, SLG: 0.489										4 0 0 0 0 2 0	
Ben Davis, S (1, 2) OBP: 0.308, SLG: 0.329										4 0 0 0 0 1 0	
Ed Giovanola, L (1, 6) OBP: 0.315, SLG: 0.277										3 0 0 0 0 1 0	
Inning Stats	R: 0 H: 1 E: 0 LOB: 3 K: 0 BB: 2 S: 11 P: 25	R: 0 H: 0 E: 0 LOB: 0 K: 1 BB: 0 S: 10 P: 13	R: 0 H: 1 E: 0 LOB: 1 K: 0 BB: 2 S: 8 P: 19	R: 0 H: 0 E: 0 LOB: 0 K: 1 BB: 0 S: 8 P: 15	R: 1 H: 2 E: 0 LOB: 2 K: 2 BB: 1 S: 11 P: 19	R: 0 H: 0 E: 0 LOB: 0 K: 1 BB: 0 S: 7 P: 11	R: 0 H: 0 E: 0 LOB: 0 K: 1 BB: 0 S: 10 P: 11	R: 0 H: 1 E: 0 LOB: 1 K: 1 BB: 0 S: 11 P: 19	R: 0 H: 0 E: 0 LOB: 0 K: 2 BB: 0 S: 8 P: 10	1B: 3 SF: 0 2B: 2 SAC: 0 3B: 0 DP: 0 HR: 0 HBP: 0	WP: 0 PA: 35 PB: 0 SB: 3 CS: 1
PITCHER Freddy Garcia, R (1, 1) ERA: 4.86 Paul Abbott, R (9, 1) ERA: 3.14	IP WLS BF H R ER SO BB IBB HBP BLK WP HR S P ERA WHIP 8.0 W 32 5 1 1 7 5 0 0 0 0 0 0 8 10 1.12 1.250										

San Diego Padres @ Seattle Mariners
 Safeco Field, Seattle, WA
 Sat Jul 17 1999, 1:05 PM PDT
 Att. 44,077 - Unknown - 56 F

AB	30
R	1
H	5
RBI	1
BB	5
SO	9
LOB	11



Batter	1	2	3	4	5	6	7	8	9
David Bell, R OBP: 0.342, SLG: 0.475 (1, 4)	2-2 1B 1B	1-3 K			4-0 HR BB		2-2 BB 1B	1-2 G5-3	
Alex Rodriguez, R OBP: 0.398, SLG: 0.648 (1, 6)	3-2 F9 1B 1B		2-0 G6-3		2-2 HR		4-0 HR BB	2-0 F8	
Ken Griffey Jr., L OBP: 0.404, SLG: 0.615 (1, 8)	2-1 G4-6-3 1B		1-2 P6		3-2 F7		0-2 HR 1B		
Edgar Martinez, R OBP: 0.438, SLG: 0.536 (1, 10)	2-2 F9		0-2 1B		2-2 P6		1-3 K		
David Segui, S OBP: 0.362, SLG: 0.463 (1, 3)	2-1 G4-6-3		0-2 P2		2-0 FC6-4 1B		4-0 HR IBB		
Raul Ibanez, L OBP: 0.362, SLG: 0.415 (1, 7)		1-2 P5		1-0 P5	0-1 FC6-4		1-1 HR		
Tom Lampkin, L OBP: 0.358, SLG: 0.535 (1, 2)		0-2 3B		1-3 K		1-3 K	1-2 G3		
John Mabry, L OBP: 0.289, SLG: 0.389 (1, 9)		1-2 G4-3		0-1 G6-3		4-2 BB	2-3 K2-3		
Russ Davis, R OBP: 0.294, SLG: 0.476 (1, 5)		4-2 BB			0-0 HR	0-0 G6-4-3		2-1 G4-3	

Inning Stats	R: 1	H: 3	E: 0	K: 0	S: 16	L: 23	BB: 0	P: 27	R: 0	H: 1	E: 0	K: 1	S: 17	L: 4	BB: 2	P: 24	R: 0	H: 1	E: 0	K: 0	S: 12	L: 64	BB: 0	P: 15	R: 3	H: 3	E: 0	K: 0	S: 15	L: 100	BB: 1	P: 28	R: 0	H: 0	E: 0	K: 1	S: 9	L: 33	BB: 2	P: 14	R: 5	H: 3	E: 1	K: 2	S: 18	L: 0	BB: 2	P: 33	R: 0	H: 0	E: 0	K: 0	S: 6	L: 0	BB: 0	P: 11	1B: 7	2B: 0	3B: 1	HR: 3	SF: 0	SAC: 0	DP: 2	HBP: 0	WP: 0	PA: 38
--------------	------	------	------	------	-------	-------	-------	-------	------	------	------	------	-------	------	-------	-------	------	------	------	------	-------	-------	-------	-------	------	------	------	------	-------	--------	-------	-------	------	------	------	------	------	-------	-------	-------	------	------	------	------	-------	------	-------	-------	------	------	------	------	------	------	-------	-------	-------	-------	-------	-------	-------	--------	-------	--------	-------	--------

PITCHER	IP	WLS	BF	H	R	ER	SO	BB	IBB	HBP	BLK	WP	HR	S	P	ERA	WHIP
Woody Williams, R ERA: 4.63 (1, 1)	4.2	L	23	8	4	4	2	2	0	0	0	0	2	64	100	7.71	2.143
Heath Murray, L ERA: 5.31 (5, 1)	0.2		3	0	0	0	1	1	0	0	0	0	0	10	15	0.00	1.500
Carlos Almanzar, R ERA: 4.74 (6, 1)	1.0		6	2	4	4	1	1	1	0	0	0	0	11	22	36.00	3.000
Carlos Reyes, R ERA: 3.04 (7, 1)	1.2		6	1	1	1	1	0	0	0	0	0	1	14	23	5.40	0.600

BOTTOM

AB	R	H	RBI	BB	SO	LOB
4	3	2	0	1	1	2
4	2	2	2	1	0	0
4	1	2	2	0	0	0
4	0	1	0	0	1	4
3	1	1	0	1	0	3
4	1	1	4	0	0	1
4	0	1	0	0	2	0
3	0	0	0	1	1	1
3	1	1	1	1	0	1

AB	33
R	9
H	11
RBI	9
BB	5
SO	5
LOB	12



WP	HR	S	P	ERA	WHIP
0	2	64	100	7.71	2.143
0	0	10	15	0.00	1.500
0	0	11	22	36.00	3.000
0	1	14	23	5.40	0.600

San Diego Padres @ Seattle Mariners
 Safeco Field, Seattle, WA
 Sat Jul 17 1999, 1:05 PM PDT
 Att: 44,077 - Unknown - 56 F

livebaseballscorecards.com

Batter	1	2	3	4	5	6	7	8	9	AB	R	H	RBI	BB	SO	LOB	TOP
Quilvio Veras, S (1, 4) <small>OBP: 0.362, SLG: 0.370</small>										5	0	1	0	0	0	3	
Eric Owens, R (1, 7) <small>OBP: 0.347, SLG: 0.444</small>										4	0	2	0	1	0	2	
Reggie Sanders, R (1, 9) <small>OBP: 0.399, SLG: 0.553</small>										4	0	1	0	1	0	3	
John Vander Wal, L (1, 10) <small>OBP: 0.392, SLG: 0.497</small> Carlos Baerga, S (7, PH) <small>OBP: 0.286, SLG: 0.344</small>										3	1	2	1	0	0	1	
Wally Joyner, L (1, 3) <small>OBP: 0.391, SLG: 0.391</small>										4	2	4	0	1	0	0	
Dave Magadan, L (1, 5) <small>OBP: 0.368, SLG: 0.382</small> Ed Giovanola, L (8, PR) <small>OBP: 0.327, SLG: 0.277</small> (8, 5)										4	0	1	0	0	0	3	
Ruben Rivera, R (1, 8) <small>OBP: 0.301, SLG: 0.485</small>										2	1	0	0	3	1	1	
Ben Davis, S (1, 2) <small>OBP: 0.301, SLG: 0.364</small>										4	1	1	2	0	1	6	
Damian Jackson, R (1, 6) <small>OBP: 0.348, SLG: 0.404</small>										4	0	2	2	0	0	2	
Inning Stats	R: 0 H: 0 E: 0 LOB: 1 K: 0 BB: 1 S: 8 P: 16	R: 2 H: 2 E: 0 LOB: 1 K: 0 BB: 1 S: 16 P: 30	R: 0 H: 1 E: 0 LOB: 1 K: 0 BB: 0 S: 5 P: 7	R: 0 H: 1 E: 0 LOB: 0 K: 0 BB: 0 S: 5 P: 10	R: 1 H: 3 E: 0 LOB: 1 K: 0 BB: 0 S: 8 P: 15	R: 1 H: 2 E: 0 LOB: 1 K: 1 BB: 0 S: 9 P: 14	R: 0 H: 2 E: 0 LOB: 2 K: 1 BB: 1 S: 14 P: 25	R: 2 H: 2 E: 1 LOB: 2 K: 0 BB: 1 S: 18 P: 30	R: 0 H: 1 E: 0 LOB: 3 K: 1 BB: 3 S: 12 P: 27	1B: 10 SF: 1 2B: 2 SAC: 0 3B: 0 DP: 1 HR: 2 HBP: 0	WP: 0 PA: 44 PB: 0 SB: 0 CS: 2						
PITCHER	IP WLS BF H R ER SO BB IBB HBP BLK WP HR S P ERA WHIP																
Mike Fyhrie, R (1, 1) <small>ERA: 9.24</small>	5.0 L 23 9 4 4 0 2 2 0 0 0 0 2 44 80 7.20 2.200																
Mike Magnante, L (6, 1) <small>ERA: 4.5</small>	2.0 10 4 2 1 2 1 0 0 1 0 0 26 44 4.50 2.500																
Al Levine, R (8, 1) <small>ERA: 2.74</small>	1.0 5 0 0 0 0 1 0 0 0 0 0 13 23 0.00 1.000																
Troy Percival, R (9, 1) <small>ERA: 2.12</small>	1.0 6 1 0 0 0 1 3 0 0 0 0 0 12 27 0.00 4.000																

San Diego Padres @ Anaheim Angels
 Edison International Field, Anaheim, CA

Sun Jul 18 1999, 8:05 PM EDT
 Att. 37,697 - Unknown - 80 F

AB	36
R	6
H	14
RBI	5
BB	7
SO	3
LOB	24



Batter	1	2	3	4	5	6	7	8	9	AB R H RBI BB SO LOB
Darin Erstad, L (1, 7) OBP: 0.325, SLG: 0.388	4-1 1B SF9 BB		1-1 P6		2-2 G6-4-3 1B	0-1 G4-3			1-3 K	4 1 1 0 1 1 2
Randy Velarde, R (1, 4) OBP: 0.382, SLG: 0.435	1-2 BB 1-3 1B		2-2 BB 1B		2-0 G6-4-3 1B		0-0 G3-1		0-1 DI 1B	5 0 4 0 0 0 0
Mo Vaughn, L (1, 3) OBP: 0.362, SLG: 0.498	0-2 SF9		2-0 F7		0-0 G6-4-3		2-3 K		1-0 F9	4 0 0 1 0 1 4
Tim Salmon, R (1, 10) OBP: 0.432, SLG: 0.598	4-2 1-2 BB		4-1 1-2 BB		2-3 K		4-1 BB		1-1 F9	2 0 0 0 3 1 2
16 Garret Anderson, L (1, 8) OBP: 0.327, SLG: 0.482	0-0 P5		1-0 G3-1		1-0 1B 1B		2-0 F7			4 1 1 0 0 0 5
Troy Glaus, R (1, 5) OBP: 0.307, SLG: 0.439	2-3 K			4-2 BB		1-1 L9		0-1 P4		3 0 0 0 1 1 3
Orlando Palmeiro, L (1, 9) OBP: 0.379, SLG: 0.339		1-1 F7		1-2 F7		1-2 1B 1B		1-0 G4-3 WP 1B		4 1 2 0 0 0 1
Matt Walbeck, S (1, 2) OBP: 0.305, SLG: 0.332		0-0 P6		1-2 F7		1-1 1B 1B		2-1 G4-3		4 0 1 1 0 0 2
Gary Disarcina, R (1, 6) OBP: 0.278, SLG: 0.284		0-2 F9		2-1 G5-3		0-0 G4-3 1B		1-3 K		4 0 1 1 0 1 2

Inning Stats	R: 1	H: 1	E: 0	K: 1	S: 15	LOB: 2	BB: 2	P: 26	R: 0	H: 0	E: 0	K: 0	S: 6	LOB: 0	BB: 0	P: 7	R: 0	H: 1	E: 0	K: 0	S: 10	LOB: 2	BB: 1	P: 20	R: 0	H: 0	E: 0	K: 0	S: 10	R: 0	H: 2	E: 0	K: 1	S: 8	LOB: 1	BB: 0	P: 14	R: 2	H: 4	E: 0	K: 0	S: 11	LOB: 1	BB: 0	P: 15	R: 0	H: 0	E: 0	K: 1	S: 6	LOB: 1	BB: 1	P: 14	R: 0	H: 1	E: 0	K: 1	S: 8	LOB: 1	BB: 0	P: 12	R: 0	H: 1	E: 0	K: 1	S: 8	LOB: 1	BB: 0	P: 11	1B: 10	SF: 1	2B: 0	SAC: 0	3B: 0	DP: 2	HR: 0	HBP: 0	WP: 1	PA: 40
--------------	------	------	------	------	-------	--------	-------	-------	------	------	------	------	------	--------	-------	------	------	------	------	------	-------	--------	-------	-------	------	------	------	------	-------	------	------	------	------	------	--------	-------	-------	------	------	------	------	-------	--------	-------	-------	------	------	------	------	------	--------	-------	-------	------	------	------	------	------	--------	-------	-------	------	------	------	------	------	--------	-------	-------	--------	-------	-------	--------	-------	-------	-------	--------	-------	--------

PITCHER	IP	WLS	BF	H	R	ER	SO	BB	IBB	HBP	BLK	WP	HR	S	P	ERA	WHIP
Brian Boehringer, R (1, 1) ERA: 2.89	5.0	W	22	4	1	1	2	4	0	0	0	0	0	49	85	1.80	1.600
Will Cunnane, R (6, 1) ERA: 5.19	1.0	H	6	4	2	2	0	0	0	0	0	0	0	11	15	18.00	4.000
Donne Wall, R (7, 1) ERA: 2.83	2.0	H	8	1	0	0	2	1	0	0	0	1	0	14	26	0.00	1.000
Trevor Hoffman, R (9, 1) ERA: 2.9	1.0	S	4	1	0	0	1	0	0	0	0	0	0	8	11	0.00	1.000


BOTTOM

San Diego Padres @ Anaheim Angels
Edison International Field, Anaheim, CA

Sun Jul 18 1999, 8:05 PM EDT
Att: 37,697 - Unknown - 80 F

livebaseballscores.com

AB	34
R	3
H	10
RBI	3
BB	5
SO	5
LOB	21



Batter	1	2	3	4	5	6	7	8	9	10	AB R H RBI BB SO LOB	TOP													
Quilvio Veras, S <small>(1, 4) OBP: 0.361, SLG: 0.366</small>	 <small>0-1 1</small>		 <small>3-3 2</small>			 <small>2-2 2</small>		 <small>0-0 1</small>		 <small>4-0 2</small>	3 1 0 0 1 2 1														
Eric Owens, R <small>(1, 8) OBP: 0.348, SLG: 0.443</small>	 <small>0-1 2</small>		 <small>2-1 3</small>			 <small>2-0 1</small>		 <small>1-1 1</small>		 <small>0-0 2</small>	5 0 2 1 0 0 3														
Reggie Sanders, R <small>(1, 9) OBP: 0.397, SLG: 0.548</small>	 <small>1-3 3</small>			 <small>2-3 1</small>		 <small>0-0 1</small>		 <small>2-3 2</small>		 <small>0-0 0</small>	4 0 1 0 0 3 1														
Ruben Rivera, R <small>(8, 8) OBP: 0.304, SLG: 0.500</small>	 <small>1-3 3</small>			 <small>2-3 1</small>		 <small>1-2 1</small>		 <small>1-2 1</small>		 <small>2-H 3-H 0-0 0</small>	1 1 1 3 0 0 0														
Tony Gwynn, L <small>(1, 10) OBP: 0.391, SLG: 0.445</small>		 <small>3-3 1</small>		 <small>4-2 0</small>		 <small>2-1 3</small>		 <small>0-0 3</small>		 <small>0-0 3</small>	4 0 0 0 1 1 4														
Wally Joyner, L <small>(1, 3) OBP: 0.384, SLG: 0.382</small>		 <small>1-0 2</small>		 <small>2-2 3</small>			 <small>0-0 1</small>		 <small>0-0 1</small>		4 0 0 0 0 0 1														
John Vander Wal, L <small>(1, 7) OBP: 0.395, SLG: 0.494</small>		 <small>4-1 0</small>			 <small>1-2 1</small>		 <small>0-1 0</small>		 <small>1-1 2</small>		3 0 1 0 1 0 0														
Dave Magadan, L <small>(1, 5) OBP: 0.362, SLG: 0.374</small>		 <small>0-1 3</small>			 <small>1-3 2</small>		 <small>1-3 2</small>		 <small>2-0 3</small>		4 0 0 0 0 2 2														
Ben Davis, S <small>(10, 2) OBP: 0.301, SLG: 0.364</small>		 <small>0-1 3</small>			 <small>2-2 3</small>		 <small>1-1 3</small>		 <small>2-0 3</small>		0 0 0 0 0 0 0														
Phil Nevin, R <small>(1, 2) OBP: 0.345, SLG: 0.550</small>			 <small>0-3 1</small>		 <small>2-2 3</small>		 <small>1-1 3</small>			 <small>0-0 0</small>	4 0 1 0 0 1 1														
Ed Giovanola, L <small>(10, PR) OBP: 0.327, SLG: 0.277</small>			 <small>0-3 1</small>		 <small>2-2 3</small>		 <small>1-1 3</small>			 <small>0-0 0</small>	0 1 0 0 0 0 0														
Damian Jackson, R <small>(1, 6) OBP: 0.350, SLG: 0.413</small>			 <small>1-0 0</small>		 <small>2-0 1</small>			 <small>1-1 0</small>		 <small>0-0 0</small>	4 1 2 0 0 0 1														
Inning Stats	R: 0 H: 0 E: 0 LOB: 0 K: 1 BB: 0 S: 7 P: 8	R: 0 H: 0 E: 0 LOB: 1 K: 1 BB: 1 S: 7 P: 15	R: 0 H: 1 E: 0 LOB: 1 K: 2 BB: 0 S: 9 P: 15	R: 0 H: 0 E: 0 LOB: 0 K: 1 BB: 1 S: 9 P: 17	R: 0 H: 0 E: 0 LOB: 0 K: 1 BB: 0 S: 9 P: 13	R: 0 H: 2 E: 0 LOB: 2 K: 1 BB: 0 S: 8 P: 16	R: 0 H: 1 E: 0 LOB: 1 K: 1 BB: 0 S: 8 P: 10	R: 1 H: 2 E: 0 LOB: 1 K: 1 BB: 0 S: 9 P: 13	R: 0 H: 0 E: 0 LOB: 0 K: 0 BB: 0 S: 4 P: 7	R: 3 H: 2 E: 0 LOB: 1 K: 0 BB: 1 S: 5 P: 9	1B: 4 SF: 0 2B: 3 SAC: 1 3B: 0 DP: 1 HR: 1 HBP: 0	WP: 0 PA: 40 PB: 0 SB: 2 CS: 0													
PITCHER	IP WLS BF H R ER SO BB IBB HBP BLK WP HR S P ERA WHIP																								
Ken Hill, R <small>(1, 1) ERA: 5.23</small>	6.0																								
Mark Petkovsek, R <small>(7, 1) ERA: 1.86</small>	1.2	B	8	3	1	1	2	0	0	0	0	0	0	16	22	5.40	1.800								
Troy Percival, R <small>(8, 1) ERA: 2.04</small>	1.1		4	0	0	0	0	0	0	0	0	0	0	5	8	0.00	0.000								
Shigetoshi Hasegawa, R <small>(10, 1) ERA: 4.75</small>	1.0	L	6	2	3	3	0	1	0	0	0	0	0	1	5	9	27.00	3.000							

San Diego Padres @ Anaheim Angels
Edison International Field, Anaheim, CA
Mon Jul 19 1999, 10:05 PM EDT
Att: 25,217 - Unknown - 73 F

livebaseballscorecards.com

AB	36
R	4
H	8
RBI	4
BB	3
SO	9
LOB	14



Batter	1	2	3	4	5	6	7	8	9	10	AB	R	H	RBI	BB	SO	LOB
Darin Erstad, L OBP: 0.321, SLG: 0.383 (1, 7)	1-0 G4-3		2-2 G4-6-3		0-0 G4-6-3		1-3 K			0-3 K2-3	5	0	0	0	0	2	5
Randy Velarde, R OBP: 0.382, SLG: 0.437 (1, 4)	2-3 K			1-1 F9 16 2B		1-2 G6-3		2-1 F8-6 1B		0-3 K	5	1	2	0	0	2	0
Mo Vaughn, L OBP: 0.359, SLG: 0.493 (1, 3)	1-3 K			0-0 F9		2-1 FC6-4 1B		3-1 F8-6		0-0 G3-1	5	0	1	0	0	1	2
Tim Salmon, R OBP: 0.426, SLG: 0.594 (1, 9)		1-2 F8		1-3 K		1-0 FC6-4 16 FC5-4		1-1 2B			4	0	1	0	0	1	2
16 Garret Anderson, L OBP: 0.329, SLG: 0.483 (1, 8)	2-0 G6-3			1-2 2B		1-0 FC5-4		4-0 1B			3	0	1	1	1	0	1
Troy Glaus, R OBP: 0.310, SLG: 0.439 (1, 5)	1-2 1B			3-1 P2			0-0 FC6-4 1B		2-3 K		4	0	2	0	0	1	3
Orlando Palmeiro, L OBP: 0.374, SLG: 0.333 (1, 10)	1-2 G3				3-2 G4-3		1-0 FC6-4 1B		2-2 L7		4	0	0	0	0	0	2
Matt Walbeck, S OBP: 0.313, SLG: 0.333 (1, 2)			4-2 G4-6-3 BB		4-0 1B BB		0-0 1B		2-1 G1-3		2	0	1	0	2	0	0
Gary Disarcina, R OBP: 0.276, SLG: 0.282 (1, 6)			2-3 K		0-0 G4-6-3 1B		0-0 F9		1-1 F8		4	0	1	0	0	1	3

Inning Stats	R: 0	H: 0	E: 0	K: 2	S: 7	P: 11	R: 0	H: 1	E: 0	K: 0	S: 10	P: 15	R: 0	H: 0	E: 0	K: 1	S: 9	R: 1	H: 2	E: 0	K: 1	S: 11	P: 17	R: 0	H: 1	E: 0	K: 0	S: 5	P: 12	R: 0	H: 1	E: 0	K: 0	S: 7	P: 12	R: 0	H: 2	E: 0	K: 1	S: 7	P: 9	R: 0	H: 2	E: 0	K: 1	S: 9	P: 21	R: 0	H: 0	E: 0	K: 0	S: 7	P: 12	R: 0	H: 0	E: 0	K: 2	S: 7	P: 7	1B: 6	SF: 0	2B: 4	SAC: 0	3B: 0	DP: 3	HR: 0	HBP: 0	WP: 0	PA: 39
PITCHER	IP	WLS	BF	H	R	ER	SO	BB	IBB	HBP	BLK	WP	HR	S	P	ERA	WHIP																																																				
Matt Clement, R ERA: 4.54 (1, 1)	7.0		28	7	1	1	5	2	0	0	0	0	0	0	56	93	1.29	1.286																																																			
Dan Miceli, R ERA: 3.46 (8, 1)	2.0	W	8	2	0	0	1	0	1	0	0	0	0	16	33	0.00	1.000																																																				
Trevor Hoffman, R ERA: 2.83 (10, 1)	1.0	S	3	0	0	0	2	0	0	0	0	0	0	7	7	0.00	0.000																																																				


BOTTOM

San Diego Padres @ Anaheim Angels
Edison International Field, Anaheim, CA

Mon Jul 19 1999, 10:05 PM EDT
Att. 25,217 - Unknown - 73 F

livebaseballscorecards.com

AB	36
R	1
H	9
RBI	1
BB	3
SO	8
LOB	18



Batter	1	2	3	4	5	6	7	8	9	AB R H RBI BB SO LOB	TOP
Quilvio Veras, S (1, 4) OBP: 0.358, SLG: 0.366 B B C X	2-1 F8 2B		1-2 G5-3		2-0 F9		1-0 G6-3		3-2 G3-1 1-3 3-H 2-0	5 0 1 0 0 0 1	
Tony Gwynn, L (1, 10) OBP: 0.392, SLG: 0.446 X	0-0 F8		4-0 BB		1-1 G5-3 2B		1-2 G3		2-0 L6	4 0 1 0 1 0 2	
Reggie Sanders, R (1, 9) OBP: 0.395, SLG: 0.542 S B B B B	4-1 FC5 S BB		0-0 F9		2-1 G6-3		3-3 K G4-3 S 2B			3 1 0 0 1 1 2	
Phil Nevin, R (1, 3) OBP: 0.337, SLG: 0.536 Wally Joyner, L (9, 3) OBP: 0.384, SLG: 0.382 C B S F B S	3-3 K		3-3 K		2-0 G5-3		2-2 G4-3			4 0 0 0 0 2 5 0 0 0 0 0 0 0	
Eric Owens, R (1, 7) OBP: 0.353, SLG: 0.447 B B F B B	4-1 BB			1-0 G4-3		4-0 FC5 BB BB		2-2 S 2B		2 0 1 1 2 0 0	
Ruben Rivera, R (1, 8) OBP: 0.303, SLG: 0.494 C B S B X	2-2 FC5 2-3f			3-2 F7		4-2 BB		3-H K 2-3		3 0 0 0 1 1 4	
George Arias, R (1, 5) OBP: 0.272, SLG: 0.431 Carlos Baerga, S (9, PH) OBP: 0.306, SLG: 0.364 Ed Giovanola, L (9, 5) OBP: 0.327, SLG: 0.277 B C C F B B		3-3 K		0-1 P7		2-2 FC5 2-3f		1-1 1B E 1B		3 0 0 0 0 1 3 1 1 1 0 0 0 0 0 0 0 0 0 0 0	
Ben Davis, S (1, 2) OBP: 0.299, SLG: 0.358 L B B B B		0-3 K		2-3 K		3-1 F8		2-2 G3-1 E 1B		4 0 1 0 0 2 0	
Damian Jackson, R (1, 6) OBP: 0.346, SLG: 0.407 X C B		0-1 P5		1-2 G1-3		1-1 F8		2-3 K		4 0 0 0 0 1 2	
Inning Stats	R: 0 H: 1 E: 0 LOB: 3 K: 1 BB: 2 S: 12 P: 27	R: 0 H: 0 E: 0 LOB: 0 K: 2 BB: 0 S: 9 P: 12	R: 0 H: 0 E: 0 LOB: 1 K: 1 BB: 1 S: 8 P: 16	R: 0 H: 0 E: 0 LOB: 0 K: 0 BB: 0 S: 7 P: 11	R: 0 H: 0 E: 0 LOB: 0 K: 1 BB: 0 S: 7 P: 12	R: 0 H: 1 E: 0 LOB: 3 K: 0 BB: 2 S: 11 P: 26	R: 0 H: 0 E: 0 LOB: 0 K: 0 BB: 0 S: 5 P: 10	R: 1 H: 1 E: 0 LOB: 1 K: 2 BB: 0 S: 17 P: 27	R: 1 H: 2 E: 1 LOB: 1 K: 1 BB: 0 S: 16 P: 26	1B: 2 SF: 0 2B: 3 SAC: 0 3B: 0 DP: 0 HR: 0 HBP: 0	WP: 1 PA: 38 PB: 0 SB: 3 CS: 0
PITCHER Chuck Finley, L (1, 1) ERA: 5.59 Mark Petkovsek, R (8, 1) ERA: 1.82 Jarrod Washburn, L (9, 1) ERA: 9.0	IP WLS BF H R ER SO BB IBB HBP BLK WP HR S P ERA WHIP 7.2 0 32 3 1 1 6 5 0 0 0 1 0 73 136 1.17 1.043 1.0 L 5 2 1 0 2 0 0 0 0 0 0 0 18 28 0.00 2.000 0.1 1 0 0 0 0 0 0 0 0 0 0 0 0 1 3 0.00 0.000	PITCHER IP WLS BF H R ER SO BB IBB HBP BLK WP HR S P ERA WHIP									

San Diego Padres @ Anaheim Angels
 Edison International Field, Anaheim, CA

Tue Jul 20 1999, 4:05 PM EDT
 Att. 35,247 - Unknown - 82 F

AB	33
R	2
H	5
RBI	1
BB	5
SO	8
LOB	19



Batter	1	2	3	4	5	6	7	8	9	AB	R	H	RBI	BB	SO	LOB
Darin Erstad, L (1, 7) OBP: 0.323, SLG: 0.392	0-0 HR		0-2 F9		1-1 CS 1B			1-0 F7		4	1	2	1	0	0	0
Randy Velarde, R (1, 4) OBP: 0.378, SLG: 0.432	0-1 G4-3		2-2 G6-3		2-2 G5-3			2-3 K		4	0	0	0	0	1	1
Mo Vaughn, L (1, 3) OBP: 0.361, SLG: 0.491	1-0 BB 1B		4-2 BB				1-1 F7		3-2 F8		3	0	1	0	1	0
Tim Salmon, R (1, 9) OBP: 0.421, SLG: 0.578	4-1 1-2 BB		3-2 F7				2-1 F8		0-0 G4-3		3	0	0	0	1	0
16 Garret Anderson, L (1, 8) OBP: 0.328, SLG: 0.481	0-3 K			1-2 G6-3			1-0 G3-1		2-0 G6-4-3 1B		4	0	1	0	0	1
Jeff Huson, L (1, 5) OBP: 0.298, SLG: 0.306	0-3 K			0-1 F8				0-0 G4-3 SH3-4 1B		4	0	1	0	0	1	3
Orlando Palmeiro, L (1, 10) OBP: 0.375, SLG: 0.339		0-1 G4-3		3-2 2B				1-1 SH3-4		2	0	1	0	0	0	0
Matt Walbeck, S (1, 2) OBP: 0.309, SLG: 0.328		1-3 K		3-2 P6				0-0 G4-3		3	0	0	0	0	1	2
Gary Disarcina, R (1, 6) OBP: 0.266, SLG: 0.270		1-1 G6-3			0-3 K			1-2 F8		3	0	0	0	0	1	1

Inning Stats	R: 1	H: 2	E: 0	K: 2	S: 11	H: 2	LOB: 2	BB: 1	P: 16	R: 0	H: 0	E: 0	K: 1	S: 7	H: 0	LOB: 0	BB: 0	P: 9	R: 0	H: 0	E: 0	K: 0	S: 13	H: 1	LOB: 1	BB: 1	P: 22	R: 0	H: 1	E: 0	K: 1	S: 8	H: 0	LOB: 0	BB: 0	P: 11	R: 0	H: 0	E: 0	K: 0	S: 5	H: 0	LOB: 0	BB: 0	P: 9	R: 0	H: 1	E: 0	K: 0	S: 8	H: 1	LOB: 1	BB: 0	P: 10	R: 0	H: 0	E: 0	K: 1	S: 10	H: 0	LOB: 0	BB: 0	P: 16	R: 0	H: 1	E: 0	K: 0	S: 3	H: 1	LOB: 0	BB: 0	P: 6	1B: 4	SF: 0	2B: 1	SAC: 1	3B: 0	DP: 1	HR: 1	HBP: 0	WP: 0	PA: 33
--------------	------	------	------	------	-------	------	--------	-------	-------	------	------	------	------	------	------	--------	-------	------	------	------	------	------	-------	------	--------	-------	-------	------	------	------	------	------	------	--------	-------	-------	------	------	------	------	------	------	--------	-------	------	------	------	------	------	------	------	--------	-------	-------	------	------	------	------	-------	------	--------	-------	-------	------	------	------	------	------	------	--------	-------	------	-------	-------	-------	--------	-------	-------	-------	--------	-------	--------

PITCHER	IP	WLS	BF	H	R	ER	SO	BB	IBB	HBP	BLK	WP	HR	S	P	ERA	WHIP
Andy Ashby, R (1, 1) ERA: 3.0	8.0	W	30	5	1	1	5	2	0	0	0	0	1	74	112	1.12	0.875
Trevor Hoffman, R (9, 1) ERA: 2.76	1.0	S	3	1	0	0	0	0	0	0	0	0	0	3	6	0.00	1.000

BOTTOM

San Diego Padres @ Anaheim Angels
Edison International Field, Anaheim, CA

Tue Jul 20 1999, 4:05 PM EDT
Att: 35,247 - Unknown - 82 F

AB	30
R	1
H	6
RBI	1
BB	2
SO	5
LOB	10



livebaseballscores.com

Batter	1	2	3	4	5	6	7	8	9	AB R H RBI BB SO LOB	TOP									
Damian Jackson, R OBP: 0.343, SLG: 0.401 (1, 6)	3-2 P3 BB	1-0 P3 BB			4-2 S BB		2-0 P6 BB		2-3 K BB	4 0 0 0 1 1 3	San Diego Padres @ San Francisco Giants 3Com Park at Candlestick Point, San Francisco, CA Wed Jul 21 1999, 7:05 PM EDT Att. 19,616 - Unknown - 63 F livebaseballscorecards.com									
Eric Owens, R OBP: 0.354, SLG: 0.444 (1, 8) (7, 7)	4-2 S BB		2-2 G1-3		0-0 P3 BB		1-3 K BB		0-1 1B	4 0 1 0 1 1 2										
Reggie Sanders, R OBP: 0.395, SLG: 0.537 (1, 9)	4-2 S BB		1-1 L5		2-3 SAFE K		2-2 1B 1B		1-2 F7 1B	4 0 1 0 1 1 2										
John Vander Wal, L OBP: 0.394, SLG: 0.491 Ruben Rivera, R OBP: 0.304, SLG: 0.494 (7, PH) (7, 8)	1-3 K BB		3-2 BB 1B		2-2 SAFE G3-1 1B		0-1 FC6-4 1B 2-H		3-3 K	3 0 1 0 0 1 3 2 0 1 1 0 1 1										
Wally Joyner, L OBP: 0.383, SLG: 0.377 Phil Nevin, R OBP: 0.335, SLG: 0.532 (7, PH) (7, 3) Carlos Reyes, S (7, 1)	2-2 F7		4-2 SAFE BB BB BB BB		1-2 BB		0-0 F8		2-2 FC6-4 1-2f	2 0 0 0 1 0 2 1 0 0 0 0 0 2 0 0 0 0 0 0 0										
Dave Magadan, L OBP: 0.357, SLG: 0.369 Carlos Almanzar, R (6, 1) George Arias, R OBP: 0.277, SLG: 0.431 (7, 5)		2-2 G4-3	2-3 K				3-2 G4-3		4-2 BB	3 0 0 0 0 1 2 0 0 0 0 0 0 0 0 0 0 0 1 0 0										
Carlos Baerga, S OBP: 0.300, SLG: 0.333 (1, 4) (7, 3)		4-0 SH1-4 BB		1-2 P6		0-0 P2		0-2 P6		3 0 0 0 1 0 1										
Ben Davis, S OBP: 0.319, SLG: 0.412 (1, 2)		3-2 SH1-4 1B		1-0 G1-6-3 1B			3-2 HR	2-2 P5		4 1 3 1 0 0 1										
Sterling Hitchcock, L OBP: 0.162, SLG: 0.088 Ed Giovanola, L OBP: 0.333, SLG: 0.271 (6, 5) (7, 4)		0-0 SH1-4		3-2 G1-6-3			4-2 1B BB	2-3 K		1 0 0 0 0 0 1 1 1 0 0 1 1 1										
Inning Stats	R: 0 E: 0 K: 1 S: 13	H: 0 LOB: 2 BB: 2 P: 27	R: 0 E: 0 K: 0 S: 8	H: 1 LOB: 2 BB: 1 P: 18	R: 0 E: 0 K: 1 S: 15	H: 1 LOB: 0 BB: 0 P: 12	R: 0 E: 0 K: 0 S: 7	H: 0 LOB: 1 BB: 1 P: 17	R: 0 E: 0 K: 0 S: 7	H: 0 LOB: 0 BB: 0 P: 10		R: 2 E: 0 K: 1 S: 20	H: 3 LOB: 2 BB: 1 P: 34	R: 0 E: 0 K: 1 S: 15	H: 0 LOB: 1 BB: 1 P: 23	R: 0 E: 0 K: 2 S: 14	H: 1 LOB: 1 BB: 0 P: 20	1B: 6 2B: 0 3B: 0 HR: 1	SF: 0 SAC: 1 DP: 1 HBP: 0	WP: 0 PB: 0 SB: 4 CS: 0
PITCHER	IP WLS BF H R ER SO BB IBB HBP BLK WP HR S P ERA WHIP																			
Russ Ortiz, R ERA: 3.35 (1, 1)	6.1 W 28 4 2 2 3 6 0 0 0 0 0 1 66 127 2.84 1.579																			
Julian Tavarez, R ERA: 5.21 (7, 1)	0.1 2 1 0 0 1 0 0 0 0 0 0 0 7 10 0.00 3.000																			
Alan Embree, L ERA: 3.63 (7, 1)	0.1 2 1 0 0 0 0 0 0 0 0 0 0 6 8 0.00 3.000																			
John Johnstone, R ERA: 1.83 (8, 1)	1.0 4 0 0 0 1 1 0 0 0 0 0 0 15 23 0.00 1.000																			
Robb Nen, R ERA: 3.97 (9, 1)	1.0 4 1 0 0 2 0 0 0 0 0 0 0 14 20 0.00 1.000																			

AB	32
R	2
H	7
RBI	2
BB	7
SO	7
LOB	21



Batter	1	2	3	4	5	6	7	8	9	AB R H RBI BB SO LOB	TOP
Quilvio Veras, S (1, 4) <small>OBP: 0.333, SLG: 0.333</small>	1-0 		1-0 		0-1 			3-2 		4 0 2 1 0 0 0	
Eric Owens, R (1, 7) <small>OBP: 0.323, SLG: 0.421</small>	2-0 		1-1 			1-2 		2-1 		4 0 1 0 0 0 2	
Tony Gwynn, L (1, 9) <small>OBP: 0.388, SLG: 0.459</small> Trevor Hoffman, R (8, 1) Carlos Almanzar, R (8, 1)	2-1 			1-0 		0-1 		2-2 		4 0 1 0 0 0 2	
John Vander Wal, L (1, 3) <small>OBP: 0.385, SLG: 0.433</small> Phil Nevin, R (9, PH) <small>OBP: 0.286, SLG: 0.465</small>	0-1 			1-1 		0-1 		2-1 		3 0 2 0 0 0 1	
Dave Magadan, L (1, 5) <small>OBP: 0.353, SLG: 0.353</small> Carlos Reyes, S (6, 1) Gary Matthews, S (8, 9) <small>OBP: 0.500, SLG: 0.222</small> Reggie Sanders, R (8, 9) <small>OBP: 0.366, SLG: 0.490</small>		1-3 		0-3 		2-3 		2-3 		3 0 0 0 0 3 3	
Greg Myers, L (1, 2) <small>OBP: 0.387, SLG: 0.444</small> Ben Davis, S (8, 2)		0-1 		0-1 			1-2 		1-3 	3 0 0 0 0 0 2	
Ruben Rivera, R (1, 8) <small>OBP: 0.251, SLG: 0.412</small>		0-0 		1-3 			3-3 		0-0 	4 1 1 1 0 2 2	
Damian Jackson, R (1, 6) <small>OBP: 0.316, SLG: 0.356</small>			3-2 		0-0 		0-2 		4-1 	3 1 0 0 1 0 0	
Heath Murray, L (1, 1) <small>OBP: 0.200, SLG: 0.111</small> Ed Giovanola, L (6, 5) <small>OBP: 0.333, SLG: 0.306</small> George Arias, R (9, PH) <small>OBP: 0.250, SLG: 0.402</small>			0-0 		2-3 			0-1 	1-3 	1 0 0 0 0 1 0	
Inning Stats	R: 0 H: 1 E: 0 LOB: 1 K: 0 BB: 0 S: 6 P: 11	R: 0 H: 0 E: 0 LOB: 0 K: 1 BB: 0 S: 6 P: 7	R: 1 H: 1 E: 1 LOB: 0 K: 0 BB: 0 S: 7 P: 12	R: 0 H: 2 E: 0 LOB: 2 K: 2 BB: 0 S: 13 P: 16	R: 0 H: 0 E: 0 LOB: 0 K: 1 BB: 0 S: 6 P: 8	R: 0 H: 1 E: 0 LOB: 1 K: 1 BB: 0 S: 13 P: 16	R: 0 H: 0 E: 0 LOB: 0 K: 1 BB: 0 S: 11 P: 15	R: 0 H: 1 E: 0 LOB: 1 K: 0 BB: 1 S: 13 P: 20	R: 2 H: 2 E: 0 LOB: 1 K: 3 BB: 1 S: 13 P: 23	1B: 5 SF: 0 2B: 2 SAC: 1 3B: 0 DP: 1 HR: 2 HBP: 0	WP: 0 PA: 36 PB: 0 SB: 0 CS: 0
PITCHER Shane Reynolds, R (1, 1) <small>ERA: 3.69</small> Billy Wagner, L (9, 1) <small>ERA: 2.93</small>	IP WLS BF H R ER SO BB IBB HBP BLK WP HR S P ERA WHIP 8.0 W 30 6 1 0 6 0 0 0 0 0 0 0 75 105 0.00 0.750										

San Diego Padres @ Houston Astros
 Astrodome, Houston, TX
 Thu Jul 22 1999, Postponed
 Att: 39,773 - Dome - 72 F

livebaseballscorecards.com

AB	34
R	3
H	8
RBI	3
BB	1
SO	9
LOB	13



Batter	1	2	3	4	5	6	7	8	9	AB	R	H	RBI	BB	SO	LOB
--------	---	---	---	---	---	---	---	---	---	----	---	---	-----	----	----	-----

Craig Biggio, R <small>OBP: 0.369, SLG: 0.443</small> (1, 4)	2-2 			0-2 		2-1 	1-3 			4	1	2	0	0	1	1
Ricky Gutierrez, R <small>OBP: 0.397, SLG: 0.414</small> Scott Elarton, R <small>OBP: 0.400, SLG: 0.467</small> (1, 5) (9, 8) (9, 8)	2-2 			0-2 		0-1 	1-0 			3	0	1	0	0	0	1
5 Jeff Bagwell, R <small>OBP: 0.465, SLG: 0.687</small> (1, 3)	3-3 			1-3 		4-0 		2-3 		3	1	0	0	1	3	2
Derek Bell, R <small>OBP: 0.300, SLG: 0.380</small> (1, 9)		1-1 		1-3 		1-0 		3-1 		4	1	2	4	0	1	2
Richard Hidalgo, R <small>OBP: 0.328, SLG: 0.523</small> (1, 7)		1-2 		2-2 		2-3 		0-0 		4	0	1	0	0	1	3
Carl Everett, S <small>OBP: 0.366, SLG: 0.437</small> Daryle Ward, L <small>OBP: 0.370, SLG: 0.400</small> Billy Wagner, L (1, 8) (8, PH) (9, 1)		0-1 		0-1 		4-1 		0-1 		2	0	0	0	1	0	1
Tony Eusebio, R <small>OBP: 0.374, SLG: 0.333</small> (1, 2)		0-2 	1-2 		3-2 	1-3 				3	0	1	0	0	1	1
Tim Bogar, R <small>OBP: 0.358, SLG: 0.383</small> (1, 6)		1-2 		2-1 			0-1 			3	0	1	0	0	0	1
Shane Reynolds, R <small>OBP: 0.292, SLG: 0.304</small> Jose Lima, R <small>OBP: 0.242, SLG: 0.194</small> Russ Johnson, R <small>OBP: 0.379, SLG: 0.413</small> (1, 1) (9, 5) (9, 5)		2-3 		0-1 		0-1 				2	1	1	0	0	1	0

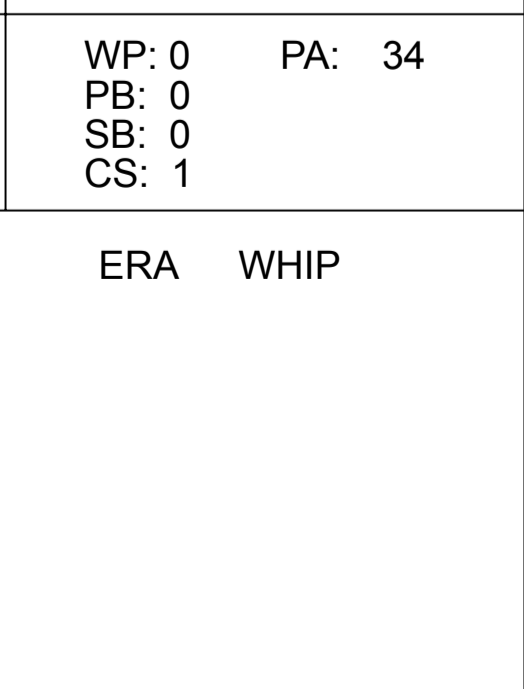
Inning Stats	R: 0	H: 0	E: 0	K: 1	S: 16	H: 0	LOB: 0	BB: 0	P: 23	R: 0	H: 1	E: 0	K: 0	S: 9	H: 1	LOB: 0	BB: 0	P: 11	R: 0	H: 1	E: 0	K: 1	S: 11	R: 0	H: 2	E: 0	K: 2	S: 16	H: 0	LOB: 0	BB: 0	P: 13	R: 4	H: 3	E: 0	K: 2	S: 15	H: 1	LOB: 1	BB: 2	P: 29	R: 0	H: 1	E: 0	K: 1	S: 8	H: 1	LOB: 1	BB: 0	P: 13	R: 0	H: 1	E: 0	K: 1	S: 8	H: 1	LOB: 1	BB: 0	P: 13
--------------	------	------	------	------	-------	------	--------	-------	-------	------	------	------	------	------	------	--------	-------	-------	------	------	------	------	-------	------	------	------	------	-------	------	--------	-------	-------	------	------	------	------	-------	------	--------	-------	-------	------	------	------	------	------	------	--------	-------	-------	------	------	------	------	------	------	--------	-------	-------

PITCHER	IP	WLS	BF	H	R	ER	SO	BB	IBB	HBP	BLK	WP	HR	S	P	ERA	WHIP
Heath Murray, L <small>ERA: 4.18</small>	(1, 1)	5.2	L	24	7	4	4	5	1	1	0	0	1	71	106	6.35	1.412
Carlos Reyes, R <small>ERA: 3.27</small>	(6, 1)	1.1		5	1	0	0	2	0	0	0	0	0	12	15	0.00	0.750
Trevor Hoffman, R <small>ERA: 4.07</small>	(8, 1)	0.0		0	0	0	0	0	0	0	0	0	0	0	0	∞	∞
Carlos Almanzar, R <small>ERA: 4.82</small>	(8, 1)	1.0		4	1	0	0	1	0	0	0	0	0	8	13	0.00	1.000

BOTTOM

San Diego Padres @ Houston Astros Astrodome, Houston, TX Thu Jul 22 1999, Postponed Att: 39,773 - Dome - 72 F	AB 29 R 4 H 9 RBI 4 BB 2 SO 8 LOB 13
---	--

1B: 8 2B: 0 3B: 0 HR: 1	SF: 0 SAC: 2 DP: 1 HBP: 0	WP: 0 PB: 0 SB: 0 CS: 1	PA: 34 ERA WHIP
----------------------------------	------------------------------------	----------------------------------	-----------------------



Batter	1	2	3	4	5	6	7	8	9	AB R H RBI BB SO LOB	TOP		
Quilvio Veras, S (1, 4) <small>OBP: 0.359, SLG: 0.367</small>	2-0 	2-2 		0-0 		3-2 	0-3 			5 1 2 0 0 1 2	San Diego Padres @ San Francisco Giants 3Com Park at Candlestick Point, San Francisco, CA <small>Thu Jul 22 1999, 4:05 PM EDT Att. 22,455 - Unknown - 64 F</small>		
Tony Gwynn, L (1, 9) <small>OBP: 0.394, SLG: 0.448</small> Eric Owens, R (6, PR) <small>OBP: 0.353, SLG: 0.442</small>	1-2 	0-1 		0-1 		1-2 	1-0 			4 0 2 1 0 0 2 1 0 0 0 0 0 0			
Reggie Sanders, R (1, 7) <small>OBP: 0.395, SLG: 0.544</small>	1-2 		1-0 	4-0 		2-0 	0-3 			4 1 1 1 1 1 1			
Phil Nevin, R (1, 3) <small>OBP: 0.344, SLG: 0.551</small> Wally Joyner, L (8, PH) <small>OBP: 0.381, SLG: 0.375</small>	3-2 		4-1 	4-2 		2-2 	2-3 			2 2 1 1 2 0 1 1 0 0 0 0 1 0			
Ruben Rivera, R (1, 8) <small>OBP: 0.310, SLG: 0.492</small>	4-1 		3-2 	2-2 			2-2 	0-3 		3 2 1 0 1 1 3			
George Arias, R (1, 5) <small>OBP: 0.270, SLG: 0.420</small> John Vander Wal, L (9, PH) <small>OBP: 0.392, SLG: 0.488</small> Trevor Hoffman, R (9, 1)	1-3 		2-3 	1-1 			0-3 	1-3 		4 0 0 0 0 3 7 1 0 0 0 0 1 0 0 0 0 0 0 0 0			
Ben Davis, S (1, 2) <small>OBP: 0.333, SLG: 0.467</small>		0-1 	1-1 		1-1 		2-2 	2-3 		5 1 3 4 0 1 0			
Damian Jackson, R (1, 6) <small>OBP: 0.342, SLG: 0.410</small>		0-2 	3-2 		2-1 		1-3 			4 1 1 1 0 1 2			
Woody Williams, R (1, 1) <small>OBP: 0.167, SLG: 0.175</small> Donne Wall, R (6, 1) <small>OBP: 0.295, SLG: 0.324</small> Carlos Baerga, S (7, PH) <small>OBP: 0.324</small> Dan Miceli, R (7, 1) <small>OBP: 0.324</small> Carlos Reyes, S (7, 1) <small>OBP: 0.324</small> Ed Giovanola, L (8, 5) <small>OBP: 0.333, SLG: 0.271</small>		1-3 	0-0 		0-0 		1-3 			3 0 0 0 0 0 1 1 0 0 0 0 0 0 0 0 1 0 0 0 0 0 1 1 0			
Inning Stats	R: 2 H: 2 E: 0 LOB: 1 K: 1 BB: 1 S: 15 P: 27	R: 0 H: 2 E: 0 LOB: 2 K: 1 BB: 0 S: 14 P: 17	R: 4 H: 3 E: 0 LOB: 0 K: 1 BB: 1 S: 14 P: 28	R: 0 H: 1 E: 0 LOB: 3 K: 0 BB: 2 S: 13 P: 24	R: 0 H: 0 E: 0 LOB: 0 K: 0 BB: 0 S: 5 P: 8	R: 1 H: 2 E: 0 LOB: 1 K: 0 BB: 0 S: 12 P: 19	R: 1 H: 1 E: 0 LOB: 2 K: 4 BB: 0 S: 18 P: 24	R: 0 H: 0 E: 0 LOB: 0 K: 2 BB: 0 S: 7 P: 10	R: 0 H: 0 E: 0 LOB: 0 K: 3 BB: 0 S: 10 P: 13	1B: 6 SF: 0 2B: 1 SAC: 0 3B: 0 DP: 1 HR: 4 HBP: 1	WP: 1 PA: 43 PB: 0 SB: 1 CS: 1		
PITCHER	IP WLS BF H R ER SO BB IBB HBP BLK WP HR S P ERA WHIP											PITCHER	IP WLS BF H R ER SO BB IBB HBP BLK WP HR S P ERA WHIP
Kirk Rueter, L (1, 1) <small>ERA: 5.52</small> Julian Tavarez, R (4, 1) <small>ERA: 5.09</small> Jerry Spradlin, R (7, 1) <small>ERA: 4.79</small> John Johnstone, R (8, 1) <small>ERA: 1.75</small>	3.1 L 22 8 6 6 3 4 0 0 0 0 0 4 49 86 16.20 3.600												

San Diego Padres @ San Francisco Giants
 3Com Park at Candlestick Point, San Francisco, CA

Thu Jul 22 1999, 4:05 PM EDT
 Att. 22,455 - Unknown - 64 F

AB	38
R	8
H	11
RBI	8
BB	4
SO	12
LOB	20



Batter	1	2	3	4	5	6	7	8	9	AB R H RBI BB SO LOB
Marvin Benard, L (1, 8) OBP: 0.363, SLG: 0.468	0-3 K		1-0 HR			2-1 1B	0-2 1B WP		1-2 F8	5 3 3 4 0 1 0
Bill Mueller, S (1, 5) OBP: 0.393, SLG: 0.337	0-0 G3-1		1-1 L3			1-2 P6	0-0 1B WP			4 0 1 1 0 0 1
Barry Bonds, L (1, 7) OBP: 0.397, SLG: 0.538	1-3 K		1-3 K			2-3 K	1-3 K			4 0 0 0 0 4 3
Jeff Kent, R (1, 4) OBP: 0.374, SLG: 0.493		0-0 G6-3		2-3 K		4-2 1B WP	2-3 K			3 0 0 0 1 2 1
J.T. Snow, L (1, 3) OBP: 0.380, SLG: 0.454		1-3 K		2-3 K		2-2 1B WP		2-2 G3-1		4 0 1 1 0 2 0
Ellis Burks, R (1, 9) OBP: 0.377, SLG: 0.515		3-2 P4		0-0 G4-3		1-2 F9	1-2 F9	3-1 P5		4 0 0 0 0 0 2
Rich Aurilia, R (1, 6) OBP: 0.354, SLG: 0.473			1-1 F7		1-1 P3		2-2 F9	2-1 G1-3		4 0 0 0 0 0 0
Scott Servais, R (1, 2) OBP: 0.338, SLG: 0.435			0-0 1B HR		0-0 L4		4-2 1B BB		1-1 G5-3	3 2 1 0 1 0 0
Kirk Rueter, L (1, 1) OBP: 0.216, SLG: 0.219			0-1 HR		1-3 K		4-2 1B BB		1-2 G1-3	1 1 1 0 0 0 0
Julian Javier, L (4, 1) OBP: 0.209, SLG: 0.200										1 0 0 0 0 0 1 0
Jerry Spradlin, S (7, 1) OBP: 0.337, SLG: 0.361										0 0 0 0 0 0 0 0
Stan Javier, S (7, PH) OBP: 0.337, SLG: 0.361										0 1 0 0 1 0 0 0
John Johnstone, R (8, 1) OBP: 0.278, SLG: 0.263										0 0 0 0 0 0 0 0
Charlie Hayes, R (9, PH) OBP: 0.278, SLG: 0.263										1 0 0 0 0 0 0 0

Inning Stats	R: 0	H: 0	E: 0	LOB: 0	K: 2	BB: 0	S: 8	P: 9	R: 0	H: 0	E: 0	LOB: 0	K: 1	BB: 0	S: 10	P: 14	R: 3	H: 3	E: 0	LOB: 0	K: 1	BB: 0	S: 11	P: 15	R: 0	H: 0	E: 0	LOB: 0	K: 2	BB: 0	S: 7	P: 11	R: 0	H: 0	E: 0	LOB: 0	K: 1	BB: 0	S: 6	P: 8	R: 1	H: 2	E: 0	LOB: 2	K: 1	BB: 1	S: 17	P: 29	R: 3	H: 2	E: 0	LOB: 1	K: 2	BB: 2	S: 19	P: 32	R: 0	H: 0	E: 0	LOB: 0	K: 0	BB: 0	S: 10	P: 17	R: 0	H: 0	E: 0	LOB: 0	K: 0	BB: 0	S: 10	P: 13	R: 0	H: 0	E: 0	LOB: 0	K: 0	BB: 0	S: 10	P: 13	1B: 4	SF: 0	2B: 1	SAC: 0	3B: 1	DP: 0	HR: 1	HBP: 0
--------------	------	------	------	--------	------	-------	------	------	------	------	------	--------	------	-------	-------	-------	------	------	------	--------	------	-------	-------	-------	------	------	------	--------	------	-------	------	-------	------	------	------	--------	------	-------	------	------	------	------	------	--------	------	-------	-------	-------	------	------	------	--------	------	-------	-------	-------	------	------	------	--------	------	-------	-------	-------	------	------	------	--------	------	-------	-------	-------	------	------	------	--------	------	-------	-------	-------	-------	-------	-------	--------	-------	-------	-------	--------

PITCHER	IP	WLS	BF	H	R	ER	SO	BB	IBB	HBP	BLK	WP	HR	S	P	ERA	WHIP
Woody Williams, R (1, 1) ERA: 4.71	5.2	W	23	5	4	4	8	1	0	0	0	0	1	56	82	6.35	1.059
Donne Wall, R (6, 1) ERA: 2.81	0.1	H	1	0	0	0	0	0	0	0	0	1	0	3	4	0.00	0.000
Dan Miceli, R (7, 1) ERA: 4.12	0.1		5	2	3	3	0	2	0	0	0	0	0	12	22	81.00	12.000
Carlos Reyes, R (7, 1) ERA: 2.86	1.2	H	5	0	0	0	2	0	0	0	0	1	0	17	27	0.00	0.000
Trevor Hoffman, R (9, 1) ERA: 2.7	1.0	S	3	0	0	0	0	0	0	0	0	0	0	10	13	0.00	0.000

BOTTOM

San Diego Padres @ San Francisco Giants
3Com Park at Candlestick Point, San Francisco, CA

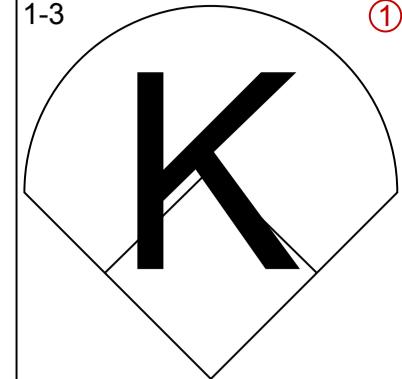
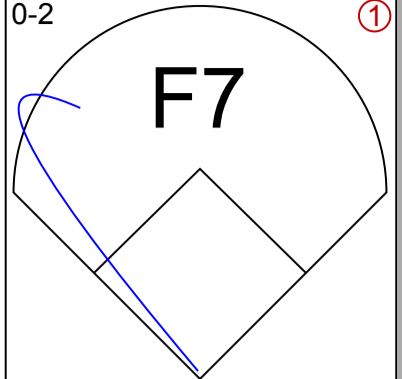
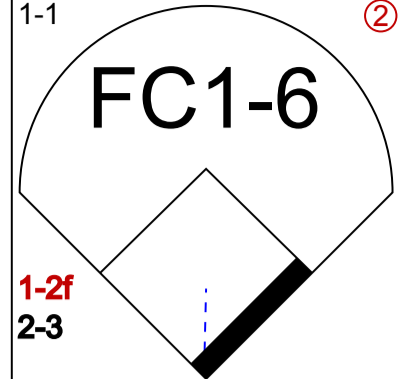
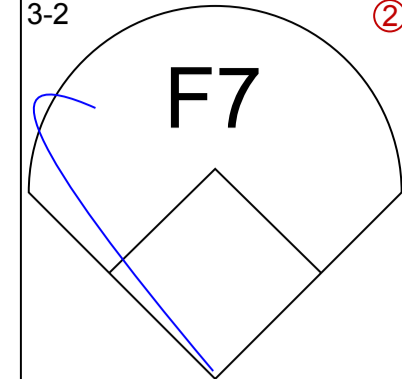
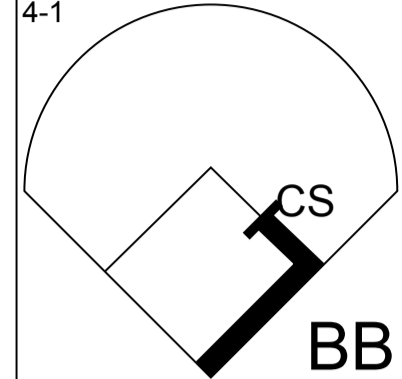
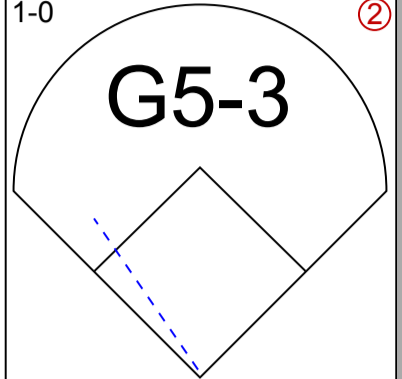
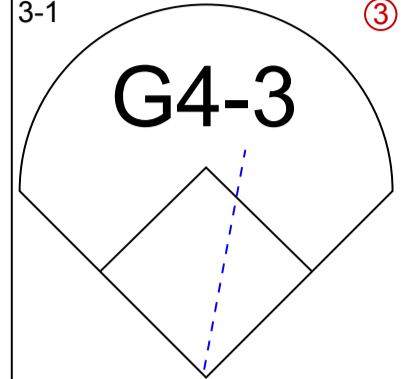
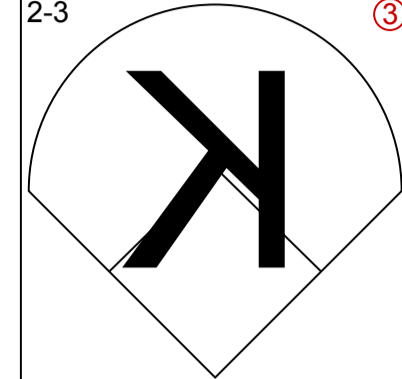
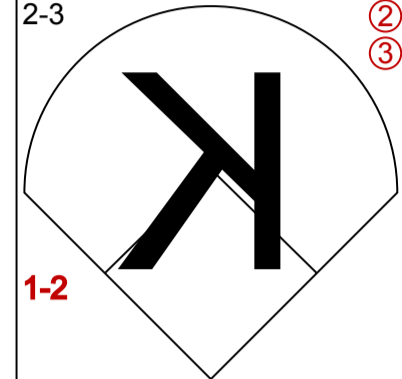
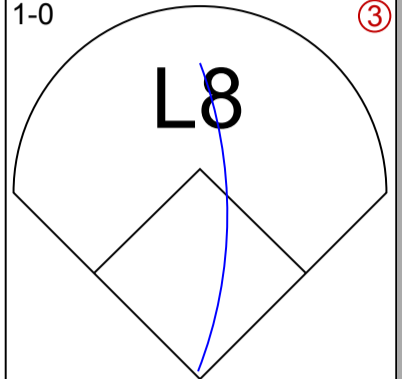
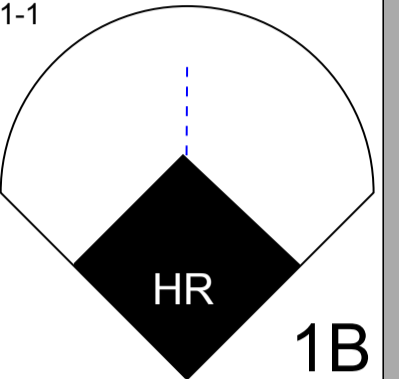
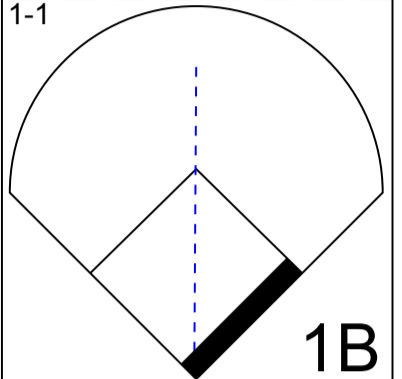
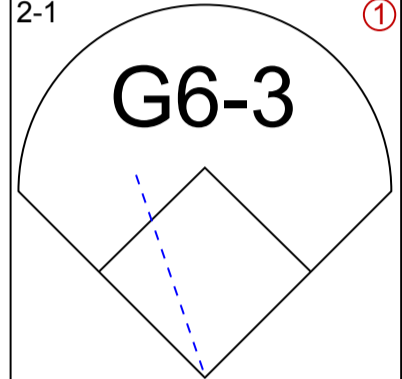
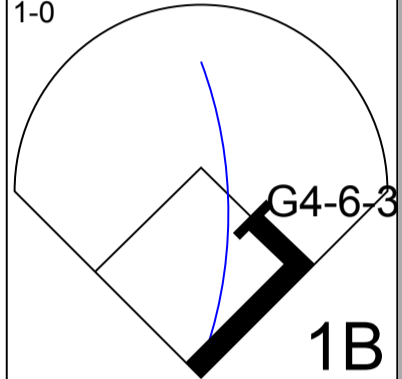
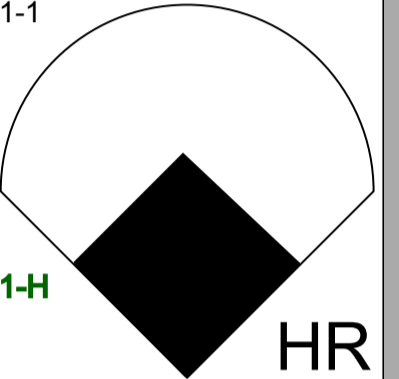
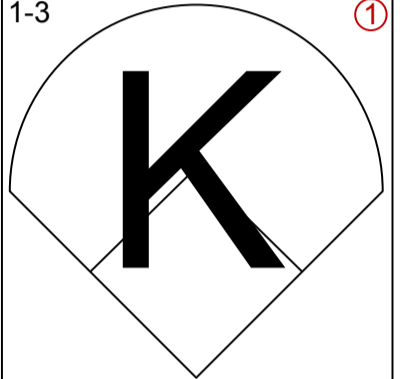
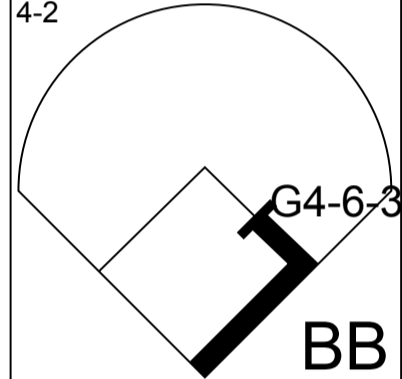
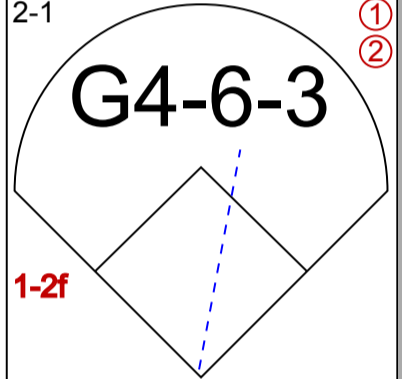
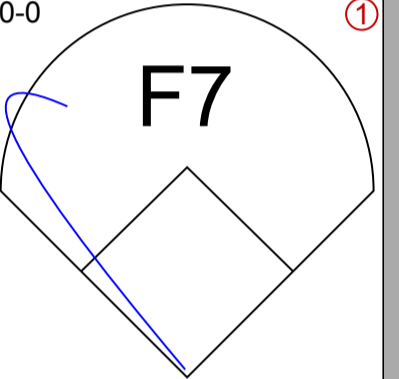
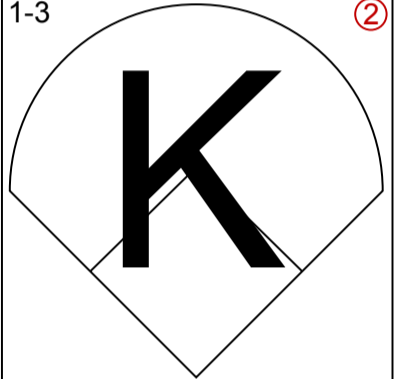
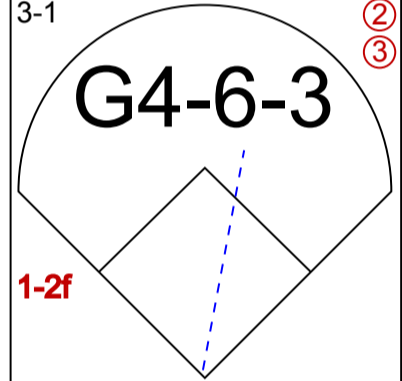
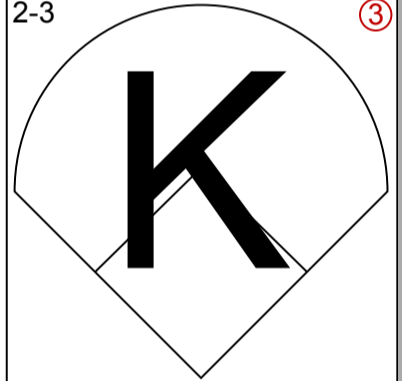
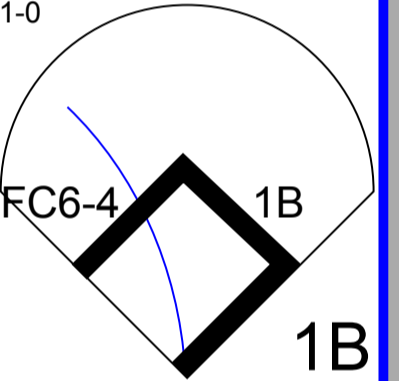
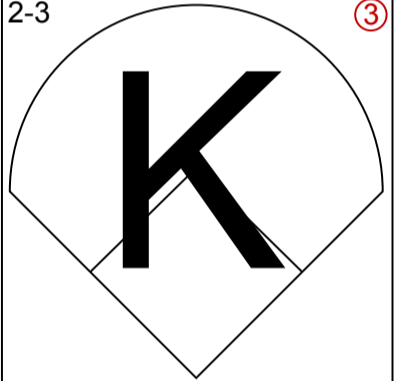
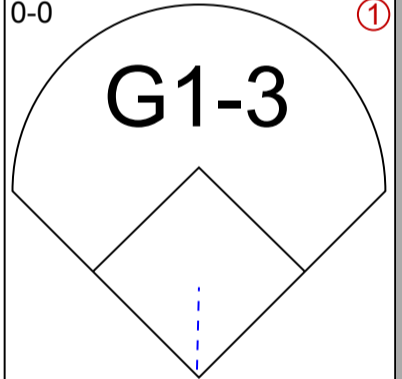
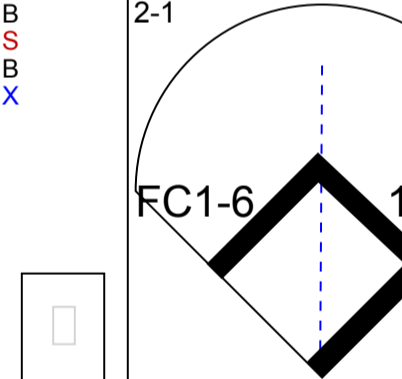
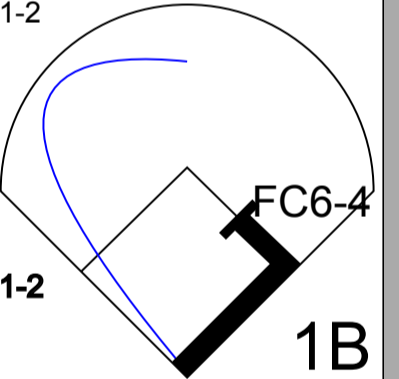
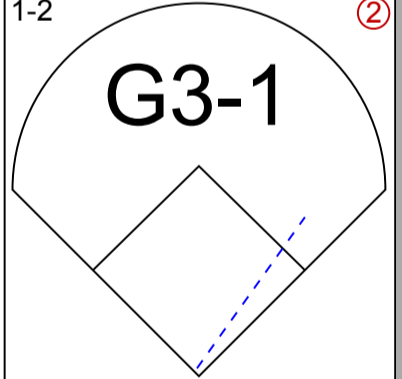
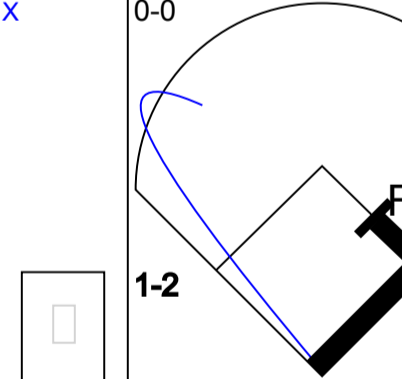
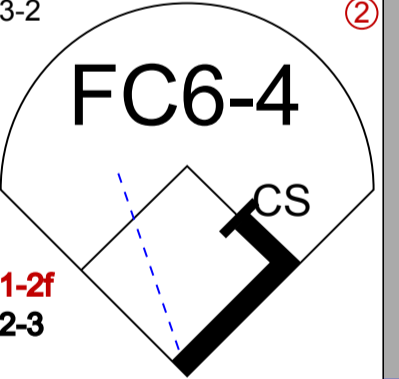
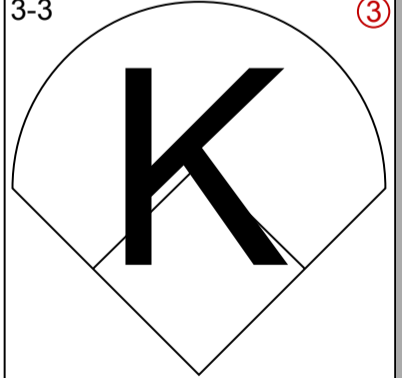
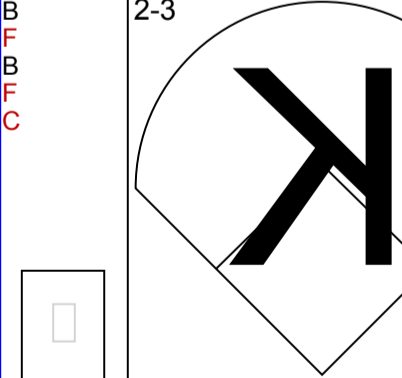
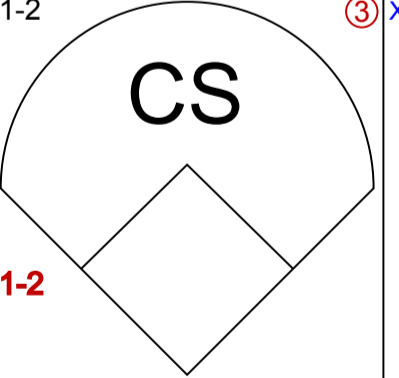
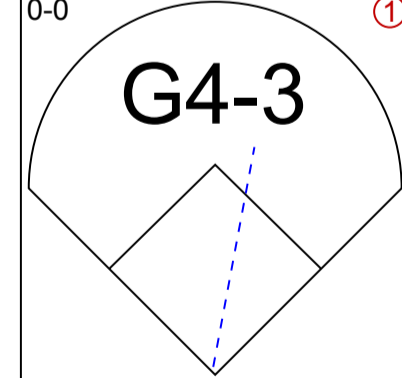
Thu Jul 22 1999, 4:05 PM EDT
Att: 22,455 - Unknown - 64 F

livebaseballscores.com

AB	34
R	7
H	7
RBI	6
BB	3
SO	10
LOB	7



WP: 2	PA: 37
PB: 0	
SB: 0	
CS: 0	

Batter	1	2	3	4	5	6	7	8	9	AB R H RBI BB SO LOB	TOP		
Quilvio Veras, S (1, 4) <small>OBP: 0.362, SLG: 0.368</small>	1-3 			0-2 		1-1 		3-2 		4 0 0 0 0 1 2			
Eric Owens, R (1, 8) <small>OBP: 0.350, SLG: 0.436</small>	4-1 			1-0 		3-1 		2-3 		3 0 0 0 1 1 2			
Tony Gwynn, L (1, 9) <small>OBP: 0.388, SLG: 0.439</small>	2-3 			1-0 			1-1 		1-1 	4 1 2 0 0 1 1			
Reggie Sanders, R (1, 7) <small>OBP: 0.398, SLG: 0.556</small>		2-1 			1-0 		1-1 		1-3 	4 1 2 2 0 1 1			
Wally Joyner, L (1, 3) <small>OBP: 0.381, SLG: 0.371</small> Phil Nevin, R (9, PH) <small>OBP: 0.335, SLG: 0.534</small>		4-2 			2-1 		0-0 		1-3 	2 0 0 0 1 0 1 1 0 0 0 0 1 1			
Dave Magadan, L (1, 5) <small>OBP: 0.357, SLG: 0.368</small> Dan Miceli, R (7, 1) <small>OBP: 0.311, SLG: 0.492</small> Ruben Rivera, R (9, PH) <small>OBP: 0.311, SLG: 0.492</small>		3-1 			2-3 		1-0 		2-3 	3 0 1 0 0 1 1 0 0 0 0 0 0 0 1 0 0 0 0 1 1			
Ben Davis, S (1, 2) <small>OBP: 0.343, SLG: 0.479</small>			0-0 			2-1 		1-2 		3 0 2 0 0 0 0			
Damian Jackson, R (1, 6) <small>OBP: 0.339, SLG: 0.404</small>			1-2 			0-0 		3-2 		3 0 1 0 0 0 2			
Matt Clement, R (1, 1) <small>OBP: 0.161, SLG: 0.103</small> John Vander Wal, L (6, PH) <small>OBP: 0.390, SLG: 0.485</small> Will Cunnane, R (6, 1) <small>OBP: 0.286, SLG: 0.316</small> Carlos Baerga, S (7, PH) <small>OBP: 0.286, SLG: 0.316</small>			3-3 			2-3 		1-2 	0-0 	1 0 0 0 0 1 0 1 0 0 0 0 1 2 0 0 0 0 0 0 0 1 0 0 0 0 0 0			
Inning Stats	R: 0 E: 0 K: 2 S: 7 H: 0 LOB: 0 BB: 1 P: 14	R: 0 E: 0 K: 0 S: 6 H: 0 LOB: 0 BB: 1 P: 15	R: 0 E: 0 K: 1 S: 9 H: 0 LOB: 0 BB: 0 P: 13	R: 0 E: 0 K: 0 S: 5 H: 0 LOB: 0 BB: 0 P: 7	R: 0 E: 0 K: 1 S: 6 H: 1 LOB: 0 BB: 0 P: 11	R: 0 E: 0 K: 1 S: 10 H: 2 LOB: 2 BB: 0 P: 18	R: 2 E: 0 K: 0 S: 15 H: 4 LOB: 1 BB: 0 P: 23	R: 0 E: 0 K: 1 S: 10 H: 0 LOB: 0 BB: 0 P: 15	R: 0 E: 0 K: 3 S: 11 H: 1 LOB: 1 BB: 0 P: 16	1B: 7 2B: 0 3B: 0 HR: 1 SF: 0 SAC: 0 DP: 2 HBP: 0	WP: 0 PB: 0 SB: 0 CS: 2	PA: 34	
PITCHER Chris Holt, R (1, 1) <small>ERA: 4.66</small> Jay Powell, R (8, 1) <small>ERA: 4.23</small> Billy Wagner, L (9, 1) <small>ERA: 2.14</small>	IP: 7.0 WLS: W BF: 26 H: 7 R: 2 ER: 2 SO: 5 BB: 2 IBB: 0 HBP: 0 BLK: 0 WP: 0 HR: 1 S: 58 P: 101 ERA: 2.57 WHIP: 1.286					PITCHER Chris Holt, R (1, 1) <small>ERA: 4.66</small> Jay Powell, R (8, 1) <small>ERA: 4.23</small> Billy Wagner, L (9, 1) <small>ERA: 2.14</small>	IP: 1.0 WLS: H BF: 3 H: 0 R: 0 ER: 0 SO: 1 BB: 0 IBB: 0 HBP: 0 BLK: 0 WP: 0 HR: 0 S: 10 P: 15 ERA: 0.00 WHIP: 0.000	IP: 1.0 WLS: S BF: 4 H: 1 R: 0 ER: 0 SO: 3 BB: 0 IBB: 0 HBP: 0 BLK: 0 WP: 0 HR: 0 S: 11 P: 16 ERA: 0.00 WHIP: 1.000				ERA: 2.57 WHIP: 1.286 0.00 0.000 0.00 1.000	

San Diego Padres @ Houston Astros
Astrodome, Houston, TX
Sat Jul 24 1999, 1:15 PM EDT
Att: 36,115 - Dome - 72 F

AB	31
R	2
H	8
RBI	2
BB	2
SO	9
LOB	14



WP: 0 PA: 34
PB: 0
SB: 0
CS: 2

Batter	1	2	3	4	5	6	7	8	9
Craig Biggio, R OBP: 0.375, SLG: 0.462 (1, 4)	3-1 G6-4-3 1B	1-3 K		0-0 FC6 1-2f		4-0 BB		0-0 F8	
Russ Johnson, R OBP: 0.357, SLG: 0.406 (1, 5)	2-2 G6-4-3 1-2f		2-3 K 5 2B		2-1 HR	0-1 F9			
5 Jeff Bagwell, R OBP: 0.462, SLG: 0.662 (1, 3)	0-0 WP 1B		1-1 SF9 2B		4-1 BB BB		0-0 FC5-4 2B		
Daryle Ward, L OBP: 0.361, SLG: 0.364 (1, 7)	1-1 2B 1B		0-0 G4-3		0-1 F8		4-0 FC5-4 BB		
Glen Barker, S OBP: 0.344, SLG: 0.286 (6, 8)									
Richard Hidalgo, R OBP: 0.326, SLG: 0.439 (1, 8) (6, 7)	2-0 1-3 2B		1-2 SF9		4-0 G6-4-3 BB		2-0 FC5-4 G6-4-3		
Derek Bell, R OBP: 0.301, SLG: 0.363 (1, 9)	4-1 BB		1-0 G6-3		0-1 G6-4-3 1-2f		1-0 G6-4-3 1-2f		
Paul Bako, L OBP: 0.358, SLG: 0.398 (1, 2)	0-0 G3-1			1-1 F9		1-0 G6-3		1-2 G1-3	
Tim Bogar, R OBP: 0.347, SLG: 0.377 (1, 6)		0-0 K 1B		2-1 FC6 1B		4-0 WP SH1-4 BB		3-2 E4 3B	
Chris Holt, R OBP: 0.138, SLG: 0.074 (1, 1)		1-3 K		0-3 K		0-0 SH1-4		0-3 K	
Jay Powell, R (8, 1)									
17 Lance Berkman, S OBP: 0.174, SLG: 0.095 (8, PH)									
Billy Wagner, L (9, 1)									

Inning Stats	R: 1	H: 4	E: 0	K: 0	S: 11	LOB: 3	BB: 1	P: 23	R: 0	H: 1	E: 0	K: 2	S: 7	LOB: 0	BB: 0	P: 9	R: 2	H: 1	E: 0	K: 1	S: 10	LOB: 0	BB: 0	P: 15	R: 0	H: 1	E: 0	K: 1	S: 8	LOB: 1	BB: 0	P: 11	R: 1	H: 1	E: 0	K: 0	S: 7	LOB: 1	BB: 2	P: 17	R: 0	H: 0	E: 0	K: 0	S: 4	LOB: 2	BB: 2	P: 13	R: 0	H: 1	E: 0	K: 0	S: 3	LOB: 1	BB: 1	P: 10	R: 1	H: 1	E: 1	K: 1	S: 12	LOB: 0	BB: 0	P: 16
--------------	------	------	------	------	-------	--------	-------	-------	------	------	------	------	------	--------	-------	------	------	------	------	------	-------	--------	-------	-------	------	------	------	------	------	--------	-------	-------	------	------	------	------	------	--------	-------	-------	------	------	------	------	------	--------	-------	-------	------	------	------	------	------	--------	-------	-------	------	------	------	------	-------	--------	-------	-------

PITCHER	IP	WLS	BF	H	R	ER	SO	BB	IBB	HBP	BLK	WP	HR	S	P	ERA	WHIP
Matt Clement, R ERA: 4.67 (1, 1)	5.0	L	24	8	4	4	4	3	0	0	0	2	1	43	75	7.20	2.200
Will Cunnane, R ERA: 4.91 (6, 1)	1.0		5	0	0	0	0	2	0	0	0	1	0	4	13	0.00	2.000
Dan Miceli, R ERA: 3.92 (7, 1)	2.0		8	2	1	0	1	1	0	0	0	0	0	15	26	0.00	1.500

BOTTOM

San Diego Padres @ Houston Astros
Astrodome, Houston, TX

Sat Jul 24 1999, 1:15 PM EDT
Att. 36,115 - Dome - 72 F

AB	29
R	5
H	10
RBI	4
BB	6
SO	5
LOB	17



1B	2B	3B	HR	SF	SAC	DP	HBP	WP	HR	S	P	ERA	WHIP
5	3	1	1	1	3	0	0	3	3	0	0	0.00	1.500

Batter	1	2	3	4	5	6	7	8	9	AB R H RBI BB SO LOB	TOP	
Quilvio Veras, S (1, 4) <small>OBP: 0.366, SLG: 0.373</small>	1-1 		1-3 		3-2 			2-1 		4 1 3 0 0 1 0	San Diego Padres @ Houston Astros Astrodome, Houston, TX Sun Jul 25 1999, 2:35 PM EDT Att. 34,613 - Dome - 72 F	
Tony Gwynn, L (1, 9) <small>OBP: 0.380, SLG: 0.429</small>	2-2 		2-2 		1-2 			0-2 		4 0 0 0 0 0 3		
Reggie Sanders, R (1, 7) <small>OBP: 0.393, SLG: 0.548</small>	1-2 		0-2 			1-1 		3-3 		4 0 0 0 0 1 3		
John Vander Wal, L (1, 3) <small>OBP: 0.387, SLG: 0.480</small>	2-2 			1-3 		1-3 		2-3 		4 0 1 1 0 3 1		
Ruben Rivera, R (1, 8) <small>OBP: 0.310, SLG: 0.500</small>	1-1 			0-1 		0-0 		2-2 	HR	4 1 1 1 0 0 2		
Carlos Baerga, S (1, 5) <small>OBP: 0.283, SLG: 0.310</small>	0-2 			0-1 		2-3 		0-0 	L6	4 0 1 0 0 1 2		
Ben Davis, S (1, 2) <small>OBP: 0.340, SLG: 0.470</small>		1-3 		3-3 		1-0 		1-3 	K	4 0 1 0 0 3 1		
Damian Jackson, R (1, 6) <small>OBP: 0.338, SLG: 0.402</small>		0-0 		1-2 		1-0 		0-0 	1B	4 0 1 0 0 0 1		
Andy Ashby, R (1, 1) <small>OBP: 0.154, SLG: 0.135</small> Ed Giovannola, L (5, PH) <small>OBP: 0.328, SLG: 0.265</small> Carlos Reyes, S (5, 1) <small>OBP: 0.355, SLG: 0.366</small> Dave Magadan, L (7, PH) <small>OBP: 0.355, SLG: 0.366</small> Carlos Almanzar, R (7, 1) <small>OBP: 0.379, SLG: 0.369</small> Wally Joyner, L (8, PH)		1-0 		2-1 		1-2 		1-2 	P6	1 0 0 0 0 0 0 1 0 0 0 0 0 0 0 0 0 0 0 0 0 1 0 0 0 0 0 1 0 0 0 0 0 0 0 1 0 0 0 0 0 1		
Inning Stats	R: 1 H: 2 E: 1 LOB: 2 K: 0 BB: 0 S: 19 P: 26	R: 0 H: 0 E: 0 LOB: 0 K: 1 BB: 0 S: 5 P: 7	R: 0 H: 0 E: 0 LOB: 0 K: 1 BB: 0 S: 9 P: 12	R: 0 H: 1 E: 0 LOB: 1 K: 2 BB: 0 S: 10 P: 14	R: 0 H: 1 E: 0 LOB: 1 K: 0 BB: 0 S: 12 P: 19	R: 0 H: 0 E: 0 LOB: 0 K: 1 BB: 0 S: 6 P: 8	R: 0 H: 1 E: 0 LOB: 1 K: 1 BB: 0 S: 10 P: 15	R: 0 H: 1 E: 0 LOB: 1 K: 2 BB: 0 S: 11 P: 18	R: 1 H: 2 E: 0 LOB: 1 K: 1 BB: 0 S: 12 P: 16	1B: 7 SF: 0 2B: 0 SAC: 0 3B: 0 DP: 0 HR: 1 HBP: 0	WP: 0 PA: 36 PB: 0 SB: 0 CS: 0	
PITCHER Shane Reynolds, R (1, 1) <small>ERA: 3.91</small> Doug Henry, R (8, 1) <small>ERA: 4.7</small> Jose Cabrera, R (9, 1) <small>ERA: 3.09</small>	IP WLS BF H R ER SO BB IBB HBP BLK WP HR S P ERA WHIP											PITCHER IP WLS BF H R ER SO BB IBB HBP BLK WP HR S P ERA WHIP

livebaseballscorecards.com

AB	36
R	2
H	8
RBI	2
BB	0
SO	9
LOB	15



Batter	1	2	3	4	5	6	7	8	9
Craig Biggio, R OBP: 0.379, SLG: 0.464 (1, 4)	3-2 BB WP 17 1B HBP	0-1 2-H 1B		4-0 5 G5-3 17 1B BB		0-1 5 G5-4-3 1B		0-3 K	
Bill Spiers, L OBP: 0.361, SLG: 0.403 (1, 5)	2-0 F8	0-1 G4-3		0-1 5 G5-3 17 1B		2-3 K			
5 Jeff Bagwell, R OBP: 0.460, SLG: 0.657 (1, 3)	0-3 K		0-0 17 G3-6-3 1B	3-2 G5-3		0-1 5 G5-4-3			
17 Lance Berkman, S OBP: 0.222, SLG: 0.160 (1, 7)	3-2 WP BB 1B		1-1 G3-6-3 1-2f	2-2 1B 2-H 3-H		0-0 F9			
Richard Hidalgo, R OBP: 0.328, SLG: 0.447 (1, 8)	4-0 WP BB 1-2 2-3		1-2 HR	0-0 G6-3		0-3 K			
Derek Bell, R OBP: 0.303, SLG: 0.365 (1, 9)	4-1 BB 1-2 2-3 3-H		2-0 1B 2B		2-2 L4		1-3 K		
Tony Eusebio, R OBP: 0.335, SLG: 0.313 (1, 2)	1-3 K		1-0 1B 2-H		0-0 P4		0-1 G4-3		
Tim Bogar, R OBP: 0.349, SLG: 0.379 (1, 6)		2-0 SH1-4 1B	1-1 L4		1-3 K		1-1 1B		
Shane Reynolds, R OBP: 0.250, SLG: 0.263 (1, 1)		0-2 SH1-4		0-0 F9		0-1 E5 1B		1-2 P6	
Doug Henry, R (8, 1)									
Daryle Ward, L OBP: 0.351, SLG: 0.353 (8, PH)		1-2							
Jose Cabrera, R (9, 1)									

AB	R	H	RBI	BB	SO	LOB
3	2	2	0	1	1	1
4	1	1	0	0	1	4
4	0	1	0	0	1	5
4	0	2	2	0	0	1
3	1	1	1	1	1	1
3	1	1	0	1	1	0
4	0	1	1	0	1	3
4	0	2	0	0	1	1
2	0	0	0	0	0	0
0	0	0	0	0	0	0
1	0	0	0	0	0	1
0	0	0	0	0	0	0

WP	PA
1	37
PB: 0	
SB: 0	
CS: 0	

AB	32
R	5
H	11
RBI	4
BB	3
SO	7
LOB	17



Inning Stats	R	H	E	K	S	R	H	E	K	S	R	H	E	K	S	R	H	E	K	S	R	H	E	K	S
	1	1	0	2	18	0	2	0	0	10	0	4	0	0	16	0	0	0	0	21	0	0	0	0	21
	0	0	0	0	0	0	0	0	0	0	0	0	0	0	0	0	0	0	0	0	0	0	0	0	0
	0	0	0	0	0	0	0	0	0	0	0	0	0	0	0	0	0	0	0	0	0	0	0	0	0

PITCHER	IP	WLS	BF	H	R	ER	SO	BB	IBB	HBP	BLK	WP	HR	S	P	ERA	WHIP
Andy Ashby, R ERA: 3.27 (1, 1)	4.0	L	23	9	5	5	2	3	0	1	0	1	1	48	82	11.25	3.000
Carlos Reyes, R ERA: 2.75 (5, 1)	2.0		7	1	0	0	2	0	0	0	0	0	0	16	21	0.00	0.500
Carlos Almanzar, R ERA: 5.56 (7, 1)	2.0		7	1	0	0	3	0	0	0	0	0	0	18	21	0.00	0.500

BOTTOM

San Diego Padres @ Houston Astros
Astrodome, Houston, TX
Sun Jul 25 1999, 2:35 PM EDT
Att: 34,613 - Dome - 72 F

livebaseballscores.com

Batter	1	2	3	4	5	6	7	8	9	AB R H RBI BB SO LOB	TOP									
Tony Womack, L (1, 9) OBP: 0.328, SLG: 0.361	1-2 G6-3	0-1 G5-3			2-3 K		2-0 G3		4-2 BB	4 0 0 0 1 1 1										
Jay Bell, R (1, 4) OBP: 0.364, SLG: 0.575	3-2 2B	1-0 P3			1-2 G6-3		2-2 G5-3		0-3 K	5 1 1 0 0 1 2										
Luis Gonzalez, L (1, 7) OBP: 0.408, SLG: 0.551	1-1 1B 2B				2-2 G4-3		2-1 G4-3			4 1 1 1 0 0 0										
Matt Williams, R (1, 5) OBP: 0.355, SLG: 0.560	2-1 P3				3-2 G5-3		2-2 F8		4-1 BB	3 0 0 0 1 0 1										
Greg Colbrunn, R (1, 3) Travis Lee, L (7, 3) OBP: 0.385, SLG: 0.471 OBP: 0.343, SLG: 0.379	4-2 1B BB				2-3 K		3-0 1B		1-1 F7	2 0 1 0 1 1 0 1 0 0 0 0 0 1										
Steve Finley, L (1, 8) OBP: 0.327, SLG: 0.499	2-1 1B				2-1 E S 1B		1-0 WP 1B		1-3 K	4 0 3 1 0 1 1										
Damian Miller, R (1, 2) OBP: 0.284, SLG: 0.390	0-3 K				1-2 P6		2-3 K		3-3 K	4 0 0 0 0 3 6										
59 Edwin Diaz, R (1, 6) Andy Fox, L (9, PH) OBP: 0.625, SLG: 0.800 OBP: 0.388, SLG: 0.422					0-3 K2-3		4-0 IBB		1-2 G1-3	2 0 0 0 1 1 1 1 0 0 0 0 0 0										
Armando Reynoso, R (1, 1) Erubiel Durazo, L (9, PH) Matt Mantei, R (9, 1) OBP: 0.200, SLG: 0.257					2-1 G5-3		1-3 K		2-0 L7	3 0 1 0 0 1 4 1 0 0 0 0 0 0 0 0 0 0 0 0 0										
Inning Stats	R: 2 E: 0 K: 1 S: 19	H: 3 LOB: 2 BB: 1 P: 32	R: 0 E: 0 K: 0 S: 7	H: 1 LOB: 1 BB: 0 P: 9	R: 0 E: 0 K: 1 S: 9	H: 0 LOB: 0 BB: 0 P: 15	R: 0 E: 0 K: 1 S: 10	H: 1 LOB: 1 BB: 0 P: 15	R: 0 E: 0 K: 2 S: 12	H: 2 LOB: 3 BB: 1 P: 25	R: 0 E: 0 K: 0 S: 7	H: 0 LOB: 0 BB: 0 P: 13	R: 0 E: 0 K: 2 S: 10	H: 0 LOB: 1 BB: 1 P: 19	R: 0 E: 0 K: 1 S: 11	H: 0 LOB: 1 BB: 1 P: 18	1B: 4 2B: 3 3B: 0 HR: 0	SF: 0 SAC: 0 DP: 0 HBP: 0	WP: 1 PB: 0 SB: 1 CS: 0	PA: 38
PITCHER	IP WLS BF H R ER SO BB IBB HBP BLK WP HR S P ERA WHIP																			
Sterling Hitchcock, L (1, 1) ERA: 3.99	8.0 L 34 7 2 2 8 2 1 0 0 1 0 83 142 2.25 1.125																			
Will Cunnane, R (9, 1) ERA: 4.66	1.0 4 0 0 0 1 1 0 0 0 0 0 0 11 18 0.00 1.000																			

Arizona Diamondbacks @ San Diego Padres
Qualcomm Stadium, San Diego, CA
Mon Jul 26 1999, 10:05 PM EDT
Att. 20,042 - Unknown - 72 F

AB	34
R	2
H	7
RBI	2
BB	4
SO	9
LOB	17



Batter	1	2	3	4	5	6	7	8	9	AB R H RBI BB SO LOB
Quilvio Veras, S (1, 4) OBP: 0.365, SLG: 0.372	3-2 L7		0-0 L7			3-1 CS 1B		3-3		4 0 1 0 0 1 1
Eric Owens, R (1, 7) OBP: 0.349, SLG: 0.433	1-2 G4-3		0-3			1-1 FC1-6 1B		1-1 F8		4 0 1 0 0 1 1
Tony Gwynn, L (1, 9) OBP: 0.378, SLG: 0.426	2-0 1B				2-2 F8	1-0 FC1-6 1B		1-1 L8		4 0 1 0 0 0 1
Dave Magadan, L (1, 5) OBP: 0.353, SLG: 0.361	1-3 K				1-0 L6	2-0 G4-1		4-2 1B BB		3 0 0 0 1 1 2
Wally Joyner, L (1, 3) OBP: 0.377, SLG: 0.366		3-2 P5			1-0 P4		0-0 G3		1-2 1B	4 0 1 0 0 0 0
Ed Giovanola, L (9, PR) OBP: 0.328, SLG: 0.265										0 0 0 0 0 0 0
Ruben Rivera, R (1, 8) OBP: 0.310, SLG: 0.494		4-1 G3 BB			0-1 P5		2-2 G5-3		1-3 K	3 0 0 0 1 1 2
Ben Davis, S (1, 2) OBP: 0.345, SLG: 0.471		1-2 G3			0-0 FC5-4 1B		0-0 1B		0-2 F7	4 0 2 0 0 0 3
Damian Jackson, R (1, 6) OBP: 0.338, SLG: 0.399			4-2 FC2-6 BB		2-2 FC5-4 1B		1-0 L7			2 0 0 0 1 0 2
Sterling Hitchcock, L (1, 1) OBP: 0.154, SLG: 0.083			0-0 FC2-6		1-0 G5-3			1-2 L8		2 0 0 0 0 0 2
John Vander Wal, L (8, PH) OBP: 0.385, SLG: 0.477										1 0 0 0 0 0 0
Will Cunnane, R (9, 1)										0 0 0 0 0 0 0

Inning Stats	R: 0	H: 1	E: 0	K: 1	S: 11	LOB: 1	BB: 0	P: 18	R: 0	H: 0	E: 0	K: 0	S: 9	LOB: 0	BB: 1	P: 17	R: 0	H: 0	E: 0	K: 1	S: 8	LOB: 1	BB: 1	P: 12	R: 0	H: 0	E: 0	K: 0	S: 5	LOB: 0	BB: 0	P: 9	R: 0	H: 1	E: 0	K: 0	S: 7	LOB: 1	BB: 0	P: 10	R: 0	H: 2	E: 0	K: 0	S: 6	LOB: 1	BB: 0	P: 13	R: 0	H: 1	E: 0	K: 0	S: 6	LOB: 1	BB: 0	P: 9	R: 0	H: 0	E: 0	K: 1	S: 8	LOB: 0	BB: 0	P: 13	R: 0	H: 1	E: 0	K: 1	S: 16	LOB: 2	BB: 1	P: 23	1B: 6	SF: 0	2B: 0	SAC: 0	3B: 0	DP: 0	HR: 0	HBP: 0	WP: 0	PA: 34
PITCHER	IP	WLS	BF	H	R	ER	SO	BB	IBB	HBP	BLK	WP	HR	S	P	ERA	WHIP																																																																	
Armando Reynoso, R (1, 1) ERA: 3.77	8.0	W	29	5	0	0	3	2	0	0	0	0	0	60	101	0.00	0.875																																																																	
Matt Mantei, R (9, 1) ERA: 2.93	1.0	S	5	1	0	0	1	1	0	0	0	0	0	16	23	0.00	2.000																																																																	

BOTTOM

Arizona Diamondbacks @ San Diego Padres
Qualcomm Stadium, San Diego, CA

Mon Jul 26 1999, 10:05 PM EDT
Att: 20,042 - Unknown - 72 F

livebaseballscorecards.com

AB	31
R	0
H	6
RBI	0
BB	3
SO	4
LOB	14



Batter	1	2	3	4	5	6	7	8	9	AB	R	H	RBI	BB	SO	LOB
Quilvio Veras, S OBP: 0.363, SLG: 0.367 (1, 4)	2-3 K		1-3 K			1-0 P3	4-2 BB		3-3 K	4	0	0	0	1	3	2
Eric Owens, R OBP: 0.353, SLG: 0.430 (1, 8)	0-0 L7		4-2 BB			4-0 S 1B BB	1-0 F9		4-1 BB	2	0	0	0	3	0	2
Tony Gwynn, L OBP: 0.379, SLG: 0.430 (1, 9)	0-0 2B		1-0 F7			2-2 S 1-2 1B	2-1 G4-3		0-0 L5	5	0	2	0	0	0	5
Reggie Sanders, R OBP: 0.388, SLG: 0.540 (1, 7)	2-3 K			0-0 F9		2-3 K		3-1 G4-3		4	0	0	0	0	2	3
Wally Joyner, L OBP: 0.370, SLG: 0.358 (1, 3)		1-0 F7		1-0 G3-1		0-0 G4-3		1-0 G3		4	0	0	0	0	0	2
Dave Magadan, L OBP: 0.356, SLG: 0.357 (1, 5)		4-2 BB		2-1 G3			4-1 1B 2B BB	3-3 K		2	1	0	0	2	1	0
Trevor Hoffman, R (9, 1)										0	0	0	0	0	0	0
Ben Davis, S OBP: 0.351, SLG: 0.472 (1, 2)		0-3 K		1-3 K			0-0 2B 1B		0-1 2B 1B	4	2	2	0	0	2	1
Damian Jackson, R OBP: 0.336, SLG: 0.401 (1, 6)		3-3 K		3-2 F7			1-3 K		2-1 2B	4	0	1	1	0	2	3
Woody Williams, R OBP: 0.182, SLG: 0.190 (1, 1)			2-2 CS 1B		0-0 F9		3-2 1-H 2-H 2B		1-3 K	2	0	1	0	0	0	0
John Vander Wal, L (7, PH) OBP: 0.388, SLG: 0.486 (8, 1)										1	0	1	2	0	0	0
Ed Giovanola, L OBP: 0.322, SLG: 0.260 (9, 5)										0	0	0	0	0	0	0
										1	0	0	0	0	1	1

Inning Stats	R: 0	H: 1	E: 0	K: 2	S: 9	H: 0	LOB: 1	BB: 0	P: 13	R: 0	H: 0	E: 0	K: 2	S: 9	R: 0	H: 1	E: 0	K: 1	S: 11	R: 0	H: 0	E: 0	K: 0	S: 4	R: 0	H: 0	E: 0	K: 1	S: 8	R: 0	H: 1	E: 0	K: 1	S: 8	R: 2	H: 2	E: 0	K: 1	S: 13	R: 0	H: 0	E: 0	K: 1	S: 8	R: 1	H: 2	E: 0	K: 2	S: 12	1B: 4	2B: 3	3B: 0	HR: 0	SF: 0	SAC: 0	DP: 0	HBP: 0	WP: 0	PB: 0	SB: 2	CS: 1	PA: 39
--------------	------	------	------	------	------	------	--------	-------	-------	------	------	------	------	------	------	------	------	------	-------	------	------	------	------	------	------	------	------	------	------	------	------	------	------	------	------	------	------	------	-------	------	------	------	------	------	------	------	------	------	-------	-------	-------	-------	-------	-------	--------	-------	--------	-------	-------	-------	-------	--------

PITCHER	IP	WLS	BF	H	R	ER	SO	BB	IBB	HBP	BLK	WP	HR	S	P	ERA	WHIP
Andy Benes, R (1, 1) ERA: 5.3	2.0		9	2	0	0	4	1	0	0	0	0	0	22	36	0.00	1.500
Greg Swindell, L (3, 1) ERA: 3.08	3.1		12	1	0	0	2	2	0	0	0	0	0	23	43	0.00	0.900
Byung-Hyun Kim, R (6, 1) ERA: 4.32	1.0	B	7	2	2	2	2	2	0	0	0	0	0	14	28	18.00	4.000
Gregg Olson, R (7, 1) ERA: 4.36	1.2	W	5	0	0	0	1	0	0	0	0	0	0	11	21	0.00	0.000
Matt Mantei, R (9, 1) ERA: 3.07	1.0	S	6	2	1	1	2	1	0	0	0	0	0	12	22	9.00	3.000

BOTTOM

Arizona Diamondbacks @ San Diego Padres
Qualcomm Stadium, San Diego, CA

livebaseballscores.com

AB	33
R	3
H	7
RBI	3
BB	6
SO	11
LOB	19



Tue Jul 27 1999, 10:05 PM EDT
Att: 29,224 - Unknown - 71 F

Batter	1	2	3	4	5	6	7	8	9	AB R H RBI BB SO LOB	TOP											
Tony Womack, L (1, 9) OBP: 0.328, SLG: 0.362	1-2 G1-3	0-0 F8		0-0 SH5-3		4-0 WP SF7 BB		1-3 K		3 1 0 0 1 1 1												
Jay Bell, R (1, 4) OBP: 0.358, SLG: 0.564	1-3 K	0-0 FC5-4		1-1 P3		2-2 SF7			4-1 G6-3 1B BB	3 0 0 1 1 1 3												
Luis Gonzalez, L (1, 7) OBP: 0.408, SLG: 0.548	1-1 G6-3		2-2 G4-3	1-0 F7		3-1 G3-1			2-1 G6-3 1B	5 0 1 0 0 0 2												
Steve Finley, L (1, 8) OBP: 0.325, SLG: 0.493		0-1 1B SF7 2B	1-1 G4-3		3-2 G4-3	1-1 G4-3			1-0 G6-3	5 1 1 0 0 0 2												
Erubiel Durazo, L (1, 3) OBP: 0.500, SLG: 0.500		2-2 1B SF7 HR 1B	1-0 BB 1B		1-2 1B FC6-4 1B		0-3 K		1-0 G3-1	5 2 3 0 0 1 1												
Travis Lee, L (9, 3) OBP: 0.340, SLG: 0.375										0 0 0 0 0 0 0												
Andy Fox, L (1, 5) OBP: 0.387, SLG: 0.419		1-1 SF7	4-0 BB		1-1 FC6-4 1B		1-0 P7			2 0 1 1 1 0 0												
Hanley Frias, S (1, 6) OBP: 0.300, SLG: 0.233		0-0 HR 1B	1-1 G3-1		0-1 FC6-4		1-3 K			4 2 1 1 0 1 3												
Kelly Stinnett, R (1, 2) OBP: 0.294, SLG: 0.459		0-0 HR		4-1 SH5-3 SH BB	0-1 2B			2-3 K		3 1 2 4 1 1 0												
Omar Daal, L (1, 1) OBP: 0.255, SLG: 0.267		1-0 FC5-4 1B		1-1 SH SH5-3	1-2 G6-3			0-0 G4-3		3 0 1 0 0 0 1												
Bobby Chouinard, R (8, 1)										0 0 0 0 0 0 0												
Dan Plesac, L (9, 1)										0 0 0 0 0 0 0												
Inning Stats	R: 0 E: 0 K: 1 S: 8	H: 0 LOB: 0 BB: 0 P: 11	R: 4 E: 0 K: 0 S: 12	H: 5 LOB: 1 BB: 0 P: 16	R: 0 E: 0 K: 0 S: 8	H: 1 LOB: 2 BB: 1 P: 17	R: 0 E: 1 K: 0 S: 7	H: 0 LOB: 2 BB: 1 P: 14	R: 2 E: 0 K: 0 S: 16	H: 3 LOB: 1 BB: 0 P: 22	R: 1 E: 0 K: 0 S: 9	H: 0 LOB: 0 BB: 1 P: 19	R: 0 E: 0 K: 2 S: 7	H: 0 LOB: 0 BB: 0 P: 9	R: 0 E: 0 K: 2 S: 7	H: 0 LOB: 0 BB: 0 P: 10	R: 0 E: 0 K: 0 S: 5	H: 1 LOB: 1 BB: 1 P: 13	1B: 7 2B: 2 3B: 0 HR: 1	SF: 2 SAC: 2 DP: 1 HBP: 0	WP: 1 PB: 0 SB: 1 CS: 0	PA: 41
PITCHER	IP WLS BF H R ER SO BB IBB HBP BLK WP HR S P ERA WHIP																					
Brian Boehringer, R (1, 1) ERA: 3.38	5.0 L 27 9 6 6 1 2 0 0 0 0 0 1 51 80 10.80 2.200																					
Carlos Almanzar, R (6, 1) ERA: 5.7	1.0 4 0 1 1 0 1 0 0 0 0 1 0 9 19 9.00 1.000																					
Donne Wall, R (7, 1) ERA: 3.3	1.0 3 0 0 0 2 0 0 0 0 0 0 0 7 9 0.00 0.000																					
Dan Miceli, R (8, 1) ERA: 3.74	2.0 7 1 0 0 2 1 0 0 0 0 0 0 12 23 0.00 1.000																					

Arizona Diamondbacks @ San Diego Padres
Qualcomm Stadium, San Diego, CA
Wed Jul 28 1999, 10:35 PM EDT
Att. 28,806 - Unknown - 73 F

AB	33
R	7
H	10
RBI	7
BB	4
SO	5
LOB	13



Batter	1	2	3	4	5	6	7	8	9	AB	R	H	RBI	BB	SO	LOB						
Quilvio Veras, S OBP: 0.364, SLG: 0.367 (1, 4)	1-0 G6-3 1B		4-1 BB		2-2 S 2-H 1B		1-3 K			3	0	1	1	1	1	0						
Tony Gwynn, L OBP: 0.376, SLG: 0.426 (1, 9)	2-1 G4-6-3 1B		1-3 K		1-0 G3 1-2			0-0 G3-1		4	0	1	0	0	1	2						
Reggie Sanders, R OBP: 0.393, SLG: 0.559 (1, 7)	1-0 G4-6-3 1-2f			1-1 SF8 3B		4-1 FC6-4 BB		0-2 HR		3	2	2	1	1	0	1						
Phil Nevin, R OBP: 0.335, SLG: 0.531 (1, 3)		4-0 BB		1-2 SF8		1-2 FC6-4 2B		2-2 L4		1	1	0	1	1	0	1						
Wally Joyner, L OBP: 0.368, SLG: 0.356 (8, PH) (9, 3)				3-H		1-2f				1	0	0	0	0	0	0						
Eric Owens, R OBP: 0.348, SLG: 0.424 (1, 8)		1-2 P4		1-3 K		2-1 G5-3		0-0 G4-3		4	0	0	0	0	1	2						
George Arias, R OBP: 0.271, SLG: 0.421 (1, 5)			3-3 K		2-3 K		1-0 2B		2-2 F7	3	0	1	1	0	2	1						
Dave Magadan, L OBP: 0.354, SLG: 0.356 (9, PH)							2-H			1	0	0	0	0	0	0						
Ben Davis, S OBP: 0.356, SLG: 0.468 (1, 2)		2-2 F9			2-1 SH1-3 1B		2-1 L4		4-1 BB	3	1	1	0	1	0	2						
Damian Jackson, R OBP: 0.332, SLG: 0.395 (1, 6)			1-3 K		1-2 F7		2-2 F9		1-3 K	4	0	0	0	0	2	2						
Brian Boehringer, S (1, 1)																						
Carlos Baerga, S OBP: 0.283, SLG: 0.310 (5, PH)																						
Carlos Almanzar, R (6, 1)																						
Donne Wall, R (7, 1)																						
Ruben Rivera, R OBP: 0.399, SLG: 0.492 (7, PH)																						
Dan Miceli, R (8, 1)																						
John Vander Wal, L OBP: 0.386, SLG: 0.483 (9, PH)																						
Inning Stats	R: 0 E: 0 K: 0 S: 4	H: 1 LOB: 0 BB: 0 P: 8	R: 0 E: 0 K: 1 S: 11	H: 0 LOB: 1 BB: 1 P: 21	R: 0 E: 0 K: 2 S: 11	H: 0 LOB: 1 BB: 1 P: 19	R: 1 E: 0 K: 2 S: 11	H: 1 LOB: 0 BB: 0 P: 16	R: 1 E: 0 K: 0 S: 13	H: 2 LOB: 1 BB: 0 P: 19	R: 1 E: 1 K: 0 S: 13	H: 1 LOB: 1 BB: 1 P: 23	R: 0 E: 0 K: 1 S: 7	H: 0 LOB: 0 BB: 0 P: 10	R: 1 E: 0 K: 0 S: 9	H: 1 LOB: 0 BB: 0 P: 11	R: 0 E: 0 K: 1 S: 11	H: 0 LOB: 1 BB: 1 P: 19	1B: 3 2B: 1 3B: 1 HR: 1	SF: 1 SAC: 1 DP: 1 HBP: 0	WP: 0 PB: 0 SB: 1 CS: 0	PA: 36

BOTTOM

Arizona Diamondbacks @ San Diego Padres
Qualcomm Stadium, San Diego, CA
Wed Jul 28 1999, 10:35 PM EDT
Att: 28,806 - Unknown - 73 F

livebaseballscorecards.com

AB	30
R	4
H	6
RBI	4
BB	4
SO	7
LOB	12



PITCHER	IP	WLS	BF	H	R	ER	SO	BB	IBB	HBP	BLK	WP	HR	S	P	ERA	WHIP
Omar Daal, L ERA: 3.62 (1, 1)	7.1	W	30	6	4	3	6	3	0	0	0	0	1	75	121	3.68	1.227
Bobby Chouinard, R ERA: 1.62 (8, 1)	0.2		2	0	0	0	0	0	0	0	0	0	0	4	6	0.00	0.000
Dan Plesac, L ERA: 6.97 (9, 1)	1.0	S	4	0	0	0	1	1	0	0	0	0	0	11	19	0.00	1.000

Batter	1	2	3	4	5	6	7	8	9	AB R H RBI BB SO LOB	TOP											
Craig Biggio, R (1, 4) OBP: 0.397, SLG: 0.493	1-3 K	4-2 BB		1-3 K		0-0 2B			1-2 E6 G3 1B	4 0 2 2 1 2 0												
Bill Spiers, L (1, 5) OBP: 0.352, SLG: 0.388	3-2 G4-3	2-1 G4-6-3			0-0 G4-3	3-2 F7			1-0 G3 2-3	5 0 0 0 0 0 5												
5 Jeff Bagwell, R (1, 3) OBP: 0.459, SLG: 0.648	4-0 1B BB			2-2 FC4-6 1B		4-2 PB S BB		1-0 FC9-4-6 1B	1-3 K	3 0 2 0 2 1 1												
Derek Bell, R (1, 9) OBP: 0.312, SLG: 0.372	2-0 1B			0-0 FC4-6 HR		4-2 G6-4-3 BB		0-1 SAFE 1B	1-3 K	4 1 2 0 1 1 2												
Daryle Ward, L (1, 7) OBP: 0.362, SLG: 0.488 Glen Barker, S (5, 8) OBP: 0.342, SLG: 0.333	2-2 F8			1-2 HR		0-0 G6-4-3		2-2 FC9-4-6 G6-4-3		3 1 1 2 0 0 4 1 0 0 0 0 0 2												
Richard Hidalgo, R (1, 8) OBP: 0.331, SLG: 0.433 (5, 7)				3-3 K		0-0 G6-3		0-2 G6-4-3		3 1 0 0 1 1 2												
Paul Bako, L (1, 2) OBP: 0.380, SLG: 0.433				1-1 G6-3		2-2 SH1-4 2B		3-2 L3		3 1 1 0 1 0 0												
Tim Bogar, R (1, 6) OBP: 0.342, SLG: 0.361				0-0 G5-3		4-2 SH1-4 2B BB		0-1 G6-3		2 1 0 0 2 0 0												
Shane Reynolds, R (1, 1) OBP: 0.233, SLG: 0.250 Jay Powell, R (9, 1)				0-0 K		0-1 SH1-4		1-0 G4-3		2 0 0 1 0 1 0 0 0 0 0 0 0 0												
Inning Stats	R: 0 E: 0 K: 1 S: 12	H: 1 LOB: 2 BB: 1 P: 24	R: 1 E: 0 K: 0 S: 7	H: 0 LOB: 2 BB: 4 P: 25	R: 2 E: 0 K: 1 S: 12	H: 2 LOB: 0 BB: 0 P: 19	R: 0 E: 0 K: 2 S: 7	H: 0 LOB: 0 BB: 0 P: 8	R: 0 E: 0 K: 0 S: 6	H: 0 LOB: 1 BB: 2 P: 14	R: 2 E: 0 K: 0 S: 13	H: 2 LOB: 1 BB: 1 P: 22	R: 0 E: 0 K: 0 S: 9	H: 2 LOB: 1 BB: 0 P: 12	R: 0 E: 0 K: 0 S: 6	H: 0 LOB: 0 BB: 0 P: 10	R: 0 E: 1 K: 2 S: 10	H: 1 LOB: 1 BB: 0 P: 14	1B: 5 2B: 2 3B: 0 HR: 1	SF: 1 SAC: 1 DP: 3 HBP: 0	WP: 0 PB: 1 SB: 1 CS: 0	PA: 40
PITCHER	IP WLS BF H R ER SO BB IBB HBP BLK WP HR S P ERA WHIP																					
Matt Clement, R (1, 1) ERA: 4.73	4.1 L 22 3 3 3 4 7 0 0 0 0 1 43 89 6.23 2.308																					
Carlos Almanzar, R (5, 1) ERA: 6.04	1.2 7 2 2 2 0 1 0 0 0 0 0 14 23 10.80 1.800																					
Will Cunnane, R (7, 1) ERA: 4.22	2.0 7 2 0 0 0 0 0 0 0 0 0 15 22 0.00 1.000																					
Carlos Reyes, R (9, 1) ERA: 2.82	1.0 4 1 0 0 0 2 0 0 0 0 0 10 14 0.00 1.000																					

Houston Astros @ San Diego Padres
Qualcomm Stadium, San Diego, CA

Fri Jul 30 1999, 10:05 PM EDT
Att. 39,619 - Unknown - 74 F

livebaseballscorecards.com

AB	30
R	5
H	8
RBI	5
BB	8
SO	6
LOB	16



Batter	1	2	3	4	5	6	7	8	9	AB	R	H	RBI	BB	SO	LOB
Quilvio Veras, S OBP: 0.366, SLG: 0.366 (1, 4)	4-2 E S SF9 BB		2-2 G4-3			3-1 FC4-6 1B		3-2 G3		3	1	1	0	1	0	1
Carlos Baerga, S OBP: 0.280, SLG: 0.304 (1, 5)	3-3 K		1-0 G4-6-3 1B			1-2 FC4-6 G1-6-3 1-2f			0-1 F8	4	0	1	0	0	1	2
Tony Gwynn, L OBP: 0.369, SLG: 0.420 (1, 9)	0-1 SF9		2-1 G4-6-3 1-2f			0-0 G1-6-3 1-2f			2-1 G6-3	3	0	0	1	0	0	2
Reggie Sanders, R OBP: 0.391, SLG: 0.555 (1, 7)	3-3 K 1B			1-0 G6-3			1-2 G6-3		3-2 1B	4	0	1	0	0	1	0
Wally Joyner, L OBP: 0.371, SLG: 0.359 (1, 3)	1-2 1B			3-2 G6-4-3 1B			1-3 K		1-1 G4-3	4	0	2	0	0	1	1
Ruben Rivera, R OBP: 0.305, SLG: 0.487 (1, 8)	1-2 P3			3-2 G6-4-3 1-2f			3-3 K			3	0	0	0	0	1	3
Ben Davis, S OBP: 0.355, SLG: 0.465 (1, 2)		0-3 K			1-1 F8			1-0 G5-3 1B		3	0	1	0	0	1	0
Damian Jackson, R OBP: 0.329, SLG: 0.391 (1, 6)		0-1 L9			2-3 K			0-3 K		3	0	0	0	0	2	1
Matt Clement, R OBP: 0.156, SLG: 0.100 (1, 1)		1-3 K			2-3 K			1-2 G5-3		1	0	0	0	0	1	0
Carlos Almanzar, R (5, 1)										1	0	0	0	0	1	0
Will Cunnane, R (7, 1)										0	0	0	0	0	0	0
John Vander Wal, L (8, PH)										1	0	0	0	0	0	1
Carlos Reyes, S (9, 1)										0	0	0	0	0	0	0

Inning Stats	R: 1	H: 1	E: 1	K: 2	S: 17	LOB: 2	BB: 1	P: 29	R: 0	H: 0	E: 0	K: 2	S: 8	LOB: 0	BB: 0	P: 9	R: 0	H: 1	E: 0	K: 0	S: 6	LOB: 0	BB: 0	P: 11	R: 0	H: 1	E: 0	K: 0	S: 12	LOB: 0	BB: 0	P: 19	R: 0	H: 0	E: 0	K: 2	S: 8	LOB: 0	BB: 0	P: 13	R: 0	H: 1	E: 0	K: 0	S: 6	LOB: 0	BB: 0	P: 10	R: 0	H: 0	E: 0	K: 2	S: 10	LOB: 0	BB: 0	P: 15	R: 0	H: 1	E: 0	K: 1	S: 10	LOB: 1	BB: 0	P: 15	R: 0	H: 1	E: 0	K: 0	S: 9	LOB: 1	BB: 0	P: 15	1B: 6	SF: 1	2B: 0	SAC: 0	3B: 0	DP: 3	HR: 0	HBP: 0	WP: 0	PA: 32
PITCHER	IP	WLS	BF	H	R	ER	SO	BB	IBB	HBP	BLK	WP	HR	S	P	ERA	WHIP																																																																	
Shane Reynolds, R (1, 1)	8.0	W	28	5	1	0	9	1	0	0	0	0	0	77	121	0.00	0.750																																																																	
Jay Powell, R (9, 1)	1.0		4	1	0	0	0	0	0	0	0	0	0	9	15	0.00	1.000																																																																	

BOTTOM

Houston Astros @ San Diego Padres
Qualcomm Stadium, San Diego, CA

livebaseballscores.com

AB	30
R	1
H	6
RBI	1
BB	1
SO	9
LOB	11



WP: 0	PA: 32
PB: 1	
SB: 1	
CS: 0	

Fri Jul 30 1999, 10:05 PM EDT
Att: 39,619 - Unknown - 74 F

Houston Astros @ San Diego Padres

Qualcomm Stadium, San Diego, CA

Sat Jul 31 1999, 10:05 PM EDT
Att. 60,516 - Unknown - 72 F

livebaseballscorecards.com

AB	36
R	8
H	10
RBI	8
BB	5
SO	2
LOB	11



Batter	1	2	3	4	5	6	7	8	9	AB	R	H	RBI	BB	SO	LOB								
Craig Biggio, R (1, 4) OBP: 0.401, SLG: 0.494	G6-3		1B		1B 5 FC5-2		1B		BB	3	0	2	0	2	0	0								
Bill Spiers, L (1, 5) OBP: 0.353, SLG: 0.386	G4-3		BB		1B		5 HR		G6-3	4	2	1	0	1	0	2								
5 Jeff Bagwell, R (1, 3) OBP: 0.459, SLG: 0.660	F9		G5-3		2B		HR		HR	5	3	2	3	0	0	4								
Derek Bell, R (1, 9) OBP: 0.315, SLG: 0.374	G6-3				17 HR		G6-3		BB	3	1	1	2	2	0	0								
17 Lance Berkman, S (1, 7) OBP: 0.290, SLG: 0.448			1B		HR		HR		G3	4	2	3	3	0	0	1								
Glen Barker, S (8, 8) OBP: 0.333, SLG: 0.324							HR		G3	1	0	0	0	0	0	1								
Richard Hidalgo, R (1, 8) OBP: 0.328, SLG: 0.428	G5-3		L4				G4-3		G6-3	4	0	0	0	0	0	1								
Paul Bako, L (1, 2) OBP: 0.370, SLG: 0.419	G6-3		L6				G6-3		K	4	0	0	0	0	1	1								
Tim Bogar, R (1, 6) OBP: 0.341, SLG: 0.360			G5-3		F8		E8		G5-3	4	0	1	0	0	0	0								
Scott Elarton, R (1, 1) OBP: 0.083, SLG: 0.083			G6-3				F8		P6	3	0	0	0	0	1	1								
Trever Miller, R (6, 1)										0	0	0	0	0	0	0								
Doug Henry, R (6, 1)										0	0	0	0	0	0	0								
Daryle Ward, L (8, PH) OBP: 0.354, SLG: 0.477										1	0	0	0	0	0	0								
Jay Powell, R (8, 1)										0	0	0	0	0	0	0								
Billy Wagner, L (9, 1)										0	0	0	0	0	0	0								
Inning Stats	R: 0 E: 0 K: 0 S: 5	H: 0 LOB: 0 BB: 0 P: 8	R: 0 E: 0 K: 0 S: 7	H: 1 LOB: 1 BB: 0 P: 10	R: 0 E: 0 K: 0 S: 8	H: 1 LOB: 2 BB: 1 P: 14	R: 2 E: 0 K: 0 S: 11	H: 1 LOB: 0 BB: 1 P: 19	R: 2 E: 0 K: 0 S: 7	H: 2 LOB: 1 BB: 1 P: 16	R: 0 E: 1 K: 1 S: 12	H: 1 LOB: 1 BB: 0 P: 17	R: 3 E: 0 K: 0 S: 9	H: 3 LOB: 0 BB: 0 P: 10	R: 0 E: 0 K: 1 S: 6	H: 0 LOB: 0 BB: 0 P: 8	R: 1 E: 0 K: 0 S: 11	H: 1 LOB: 1 BB: 2 P: 24	1B: 5 2B: 1 3B: 0 HR: 4	SF: 0 SAC: 0 DP: 1 HBP: 0	WP: 0 PB: 0 SB: 2 CS: 0	PA: 41		
PITCHER	IP	WLS	BF	H	R	ER	SO	BB	IBB	HBP	BLK	WP	HR	S	P	ERA	WHIP							
Andy Ashby, R (1, 1) ERA: 3.39	6.0		27	6	4	4	1	3	0	0	0	0	1	50	84	6.00	1.500							
Dan Miceli, R (7, 1) ERA: 4.17	2.0	L	9	3	3	3	1	0	0	0	0	0	2	15	18	13.50	1.500							
Carlos Reyes, R (9, 1) ERA: 2.93	1.0		5	1	1	1	0	2	0	0	0	0	1	11	24	9.00	3.000							

Batter	1	2	3	4	5	6	7	8	9	AB	R	H	RBI	BB	SO	LOB
Quilvio Veras, S (1, 4) OBP: 0.364, SLG: 0.367	0-2 P6			2-2 G1-3		3-2 E4	2-1 2B		2-2 L8	5	1	1	0	0	0	4
Tony Gwynn, L (1, 9) OBP: 0.370, SLG: 0.414 Damian Jackson, R (9, PR) OBP: 0.329, SLG: 0.391	1-1 G4-3			1-1 F8		4-2 E BB	0-1 G4-3		4-2 BB	3	1	0	1	2	0	1
Reggie Sanders, R (1, 8) OBP: 0.391, SLG: 0.552	3-1 F8			0-0 G6-3		0-2 E2 BB		2-2 CS 1B	0-0 F9	5	0	2	2	0	0	3
John Vander Wal, L (1, 7) OBP: 0.379, SLG: 0.472 Ruben Rivera, R (7, 8) OBP: 0.304, SLG: 0.485			1-2 F8		3-2 G6-3	3-2 F7		3-1 G5-3		3	0	0	0	0	0	2
Wally Joyner, L (1, 3) OBP: 0.373, SLG: 0.359			1-2 F8		0-1 G5-4-3 1B	1-1 BB HBP		1-0 F7		3	0	1	0	0	0	0
Phil Nevin, R (1, 5) OBP: 0.332, SLG: 0.524 Dave Magadan, L (6, PH) OBP: 0.357, SLG: 0.356 Dan Miceli, R (7, 1) Carlos Reyes, S (9, 1) Eric Owens, R (9, PH) OBP: 0.350, SLG: 0.426			2-0 G5-3		1-2 G5-4-3 1B	4-2 BB			1-1 BB 1B	2	0	0	0	0	0	1
Ben Davis, S (1, 2) OBP: 0.360, SLG: 0.457			2-0 G3-1						4-2 BB 1B	2	1	0	0	2	0	3
Chris Gomez, R (1, 6) OBP: 0.323, SLG: 0.268			3-1 P5						2-1 BB 1B	4	1	2	1	0	0	0
Andy Ashby, R (1, 1) OBP: 0.150, SLG: 0.132 Carlos Baerga, S (6, PH) OBP: 0.264, SLG: 0.286			0-3 K						1-2 BB 1B	1	0	0	0	0	1	0
									1-3 2-H K	3	0	0	0	0	2	4

BOTTOM

Houston Astros @ San Diego Padres
Qualcomm Stadium, San Diego, CA

AB	33
R	5
H	7
RBI	5
BB	5
SO	3
LOB	19



WP	0	PA	39
PB	0		
SB	0		
CS	1		

Sat Jul 31 1999, 10:05 PM EDT
Att: 60,516 - Unknown - 72 F

livebaseballscorecards.com

Inning Stats	R: 0	H: 0	E: 0	LOB: 0	K: 0	S: 7	P: 11	R: 0	H: 0	E: 0	LOB: 0	K: 0	S: 9	P: 13	R: 0	H: 0	E: 0	LOB: 0	K: 1	S: 6	P: 11	R: 0	H: 0	E: 0	LOB: 0	K: 0	S: 6	P: 9	R: 0	H: 1	E: 0	LOB: 0	K: 0	S: 10	P: 14	R: 4	H: 2	E: 2	LOB: 3	K: 0	S: 26	P: 48	R: 0	H: 1	E: 0	LOB: 1	K: 1	S: 9	P: 13	R: 0	H: 1	E: 0	LOB: 0	K: 0	S: 6	P: 12	R: 1	H: 2	E: 0	LOB: 3	K: 1	S: 20	P: 34	1B: 6	2B: 1	3B: 0	HR: 0	SF: 0	SAC: 0	DP: 1	HBP: 1	WP: 0	PA: 39
PITCHER	IP	WLS	BF	H	R	ER	SO	BB	IBB	HBP	BLK	WP	HR	S	P	ERA	WHIP																																																								
Scott Elarton, R (1, 1) ERA: 3.17	5.2		22	3	4	2	1	2	0	0	0	0	0	58	92	3.18	0.882																																																								
Trevor Miller, L (6, 1) ERA: 5.97	0.0		1	0	0	0	0	0	0	1	0	0	0	1	2	∞	∞																																																								
Doug Henry, R (6, 1) ERA: 4.34	1.1	W	6	1	0	0	1	1	0	0	0	0	0	14	25	0.00	1.500																																																								
Jay Powell, R (8, 1) ERA: 4.05	1.0	H	3	1	0	0	0	0	0	0	0	0	0	6	12	0.00	1.000																																																								
Billy Wagner, L (9, 1) ERA: 2.19	1.0		7	2	1	1	1	2	0	0	0	0	0	20	34	9.00	4.000																																																								

Batter	1	2	3	4	5	6	7	8	9	AB R H RBI BB SO LOB	TOP	
Craig Biggio, R (1, 4) <small>OBP: 0.401, SLG: 0.492</small> Brian Williams, R (7, 1) <small>OBP: 0.500, SLG: 0.500</small> Daryle Ward, L (8, PH) <small>OBP: 0.367, SLG: 0.556</small> (8, 3)	4-2 		0-0 G4-3 			1-0 P3 		0-2 		2 0 0 0 1 0 2 0 0 0 0 0 0 0 1 1 1 1 0 0 0		
Russ Johnson, R (1, 5) <small>OBP: 0.350, SLG: 0.429</small>	3-3 K 			0-0 P3 		3-2 		2-2 G5-3 		4 0 1 0 0 1 1		
5 Jeff Bagwell, R (1, 3) <small>OBP: 0.455, SLG: 0.655</small> Jose Cabrera, R (8, 1)	1-0 P4 			1-1 F8 		0-0 SF8 		1-3 		3 0 0 1 0 1 0 0 0 0 0 0 0 0		
Derek Bell, R (1, 9) <small>OBP: 0.313, SLG: 0.370</small>		3-1 L9 		2-2 L9 		2-1 G6-3 			0-0 G6-3 	4 0 0 0 0 0 1		
Richard Hidalgo, R (1, 8) <small>OBP: 0.327, SLG: 0.426</small> (5, 7)					2-1 F8 		0-1 		0-1 G6-3 	4 0 1 0 0 0 0		
Matt Mieske, R (1, 7) <small>OBP: 0.402, SLG: 0.652</small> Trever Miller, R (5, 1) Carlos Hernandez, R (7, PH) <small>OBP: 0.143, SLG: 0.143</small> (7, 4)		2-2 F8 			2-2 F9 		0-2 F8 		0-1 	2 0 0 0 0 0 0 0 0 0 0 0 0 0 2 0 1 0 0 0 1		
Randy Knorr, R (1, 2) <small>OBP: 0.111, SLG: 0.059</small>				2-1 F8 		3-1 G6-3 		0-0 F9 		4 0 0 0 0 0 2		
Tim Bogar, R (1, 6) <small>OBP: 0.344, SLG: 0.373</small>			4-2 			2-2 		3-2 G1-3 		2 1 1 1 1 0 1		
Jose Lima, R (1, 1) <small>OBP: 0.157, SLG: 0.122</small> Glen Barker, S (5, 8) <small>OBP: 0.341, SLG: 0.333</small>			0-0 SH1-4 			1-2 		3-2 F7 		0 0 0 0 0 0 0 2 1 1 0 0 0 0		
Inning Stats	R: 0 H: 0 E: 0 LOB: 0 K: 1 BB: 1 S: 8 P: 16	R: 0 H: 0 E: 0 LOB: 0 K: 0 BB: 0 S: 6 P: 12	R: 0 H: 0 E: 0 LOB: 1 K: 0 BB: 1 S: 8 P: 14	R: 0 H: 0 E: 0 LOB: 0 K: 0 BB: 0 S: 6 P: 9	R: 0 H: 0 E: 0 LOB: 0 K: 0 BB: 0 S: 7 P: 14	R: 2 H: 3 E: 0 LOB: 1 K: 0 BB: 0 S: 15 P: 24	R: 0 H: 1 E: 0 LOB: 1 K: 0 BB: 0 S: 11 P: 14	R: 1 H: 1 E: 0 LOB: 0 K: 1 BB: 0 S: 12 P: 18	R: 0 H: 1 E: 0 LOB: 1 K: 0 BB: 0 S: 8 P: 9	1B: 4 SF: 1 2B: 1 SAC: 1 3B: 0 DP: 1 HR: 2 HBP: 0	WP: 0 PA: 34 PB: 0 SB: 0 CS: 1	
PITCHER	IP WLS BF H R ER SO BB IBB HBP BLK WP HR S P ERA WHIP Sterling Hitchcock, L (1, 1) <small>ERA: 3.95</small> Donne Wall, R (7, 1) <small>ERA: 3.35</small> Carlos Almanzar, R (9, 1) <small>ERA: 5.81</small>	IP WLS BF H R ER SO BB IBB HBP BLK WP HR S P ERA WHIP PITCHER										

Houston Astros @ San Diego Padres
 Qualcomm Stadium, San Diego, CA

Sun Aug 01 1999, 4:05 PM EDT
 Att. 32,294 - Unknown - 77 F

AB 30
 R 3
 H 6
 RBI 3
 BB 2
 SO 2
 LOB 8



WP: 0 PA: 34
 PB: 0
 SB: 0
 CS: 1

Batter	1	2	3	4	5	6	7	8	9	AB	R	H	RBI	BB	SO	LOB	BOTTOM										
Eric Owens, R OBP: 0.351, SLG: 0.434 (1, 8) (8, 7) (9, 9)	3-1 G6-3 ①		1-0 G5-3 ②		0-1 HR	4-1 F9 2B S BB	2-0 G6-3 ③			4	2	1	1	1	0	2											
Tony Gwynn, L OBP: 0.375, SLG: 0.438 Damian Jackson, R OBP: 0.329, SLG: 0.391 (1, 9) (8, PR) (9, 6)	0-0 L6 ②		0-0 HR 2-H		1-0 1B BB	1-1 SAFE F7		1-0 F7 2B		5	2	3	2	0	0	1											
Reggie Sanders, R OBP: 0.369, SLG: 0.548 Ruben Rivera, R OBP: 0.303, SLG: 0.483 (1, 7) (8, 8)	1-0 G1-3 ③		1-2 G5-3 ③		1-0 1B BB	1-0 F9		2-1 F7 2-3		4	1	1	0	0	0	1											
Phil Nevin, R OBP: 0.344, SLG: 0.554 (1, 5)		1-2 HR		1-1 1B 1B	4-0 1B BB	1-2 1B 2B		2-3 K		4	3	3	2	1	1	2											
Wally Joyner, L OBP: 0.375, SLG: 0.362 Dave Magadan, L OBP: 0.360, SLG: 0.356 (1, 3) (8, 3)		2-2 F7		1-0 F8	1-1 1B BB	1-2 1B BB		4-2 BB		4	1	2	3	0	0	1											
Carlos Baerga, S OBP: 0.263, SLG: 0.283 Donne Wall, R John Vander Wal, L OBP: 0.377, SLG: 0.469 (1, 4) (7, 1) (8, PH) (9, 7)		1-1 L8		0-2 1B	0-3 K	0-1 F9		2-3 K		4	0	1	0	0	1	3											
Ben Davis, S OBP: 0.364, SLG: 0.467 (1, 2)		1-0 G3		1-0 F7	1-0 2B 1B		1-1 2B		4	0	2	2	0	0	2												
Chris Gomez, R OBP: 0.328, SLG: 0.284 Carlos Almanzar, R (1, 6) (9, 1)			0-0 SH1-4 HR 1B	2-3 K	3-1 2B		3-2 G6-3		4	1	2	0	0	1	3												
Sterling Hitchcock, L OBP: 0.146, SLG: 0.079 Ed Giovanola, L OBP: 0.317, SLG: 0.255 (1, 1) (7, 4)			0-0 SH1-4		K		0-0 P6		2	0	0	0	0	2	2												
Inning Stats	R: 0 E: 0 K: 0 S: 4	H: 0 LOB: 0 BB: 0 P: 8	R: 1 E: 0 K: 0 S: 9	H: 1 LOB: 0 BB: 0 P: 14	R: 2 E: 0 K: 0 S: 8	H: 2 LOB: 2 BB: 0 P: 17	R: 5 E: 0 K: 3 S: 18	H: 6 LOB: 2 BB: 1 P: 32	R: 2 E: 0 K: 0 S: 12	H: 2 LOB: 1 BB: 1 P: 20	R: 0 E: 0 K: 0 S: 7	H: 1 LOB: 1 BB: 0 P: 13	R: 0 E: 0 K: 2 S: 13	H: 1 LOB: 3 BB: 1 P: 24	1B: 8 2B: 4 3B: 0 HR: 3	SF: 0 SAC: 1 DP: 0 HBP: 0	WP: 0 PB: 0 SB: 1 CS: 0	PA: 42									
PITCHER	IP	WLS	BF	H	R	ER	SO	BB	IBB	HBP	BLK	WP	HR	S	P	ERA	WHIP										
Jose Lima, R ERA: 3.51 (1, 1)	4.1	L	23	9	8	8	2	1	0	0	0	0	0	42	65	16.61	2.308										
Trevor Miller, L ERA: 6.21 (5, 1)	1.2		10	4	2	2	2	1	0	0	0	0	0	21	36	10.80	3.000										
Brian Williams, R ERA: 4.79 (7, 1)	1.0		4	1	0	0	0	0	0	0	0	0	0	7	13	0.00	1.000										
Jose Cabrera, R ERA: 3.95 (8, 1)	1.0		5	1	0	0	2	1	0	0	0	0	0	13	24	0.00	2.000										

Houston Astros @ San Diego Padres
Qualcomm Stadium, San Diego, CA

Sun Aug 01 1999, 4:05 PM EDT
Att: 32,294 - Unknown - 77 F

AB	38
R	10
H	15
RBI	10
BB	3
SO	6
LOB	22



WP	0	PA	42
ERA		WHIP	

PITCHER	IP	WLS	BF	H	R	ER	SO	BB	IBB	HBP	BLK	WP	HR	S	P	ERA	WHIP
---------	----	-----	----	---	---	----	----	----	-----	-----	-----	----	----	---	---	-----	------

Batter	1	2	3	4	5	6	7	8	9	AB R H RBI BB SO LOB	TOP											
Eric Owens, R (1, 8) OBP: 0.352, SLG: 0.437	1-0 F8		1-3 K		0-2 1B		0-0 F9		1-2 1B 2B	5 1 2 1 0 1 0												
Tony Gwynn, L (1, 9) OBP: 0.371, SLG: 0.432 Damian Jackson, R (9, PR) OBP: 0.329, SLG: 0.391	3-2 L9		1-1 G4-3		1-0 P4			1-2 P6	0-0 BB 1B	5 0 1 2 0 0 2 0 0 0 0 0 0 0												
Reggie Sanders, R (1, 7) OBP: 0.395, SLG: 0.559	4-2 BB BB			0-0 1B		3-2 HR		0-0 G5-3	4-2 BB	3 1 2 1 2 0 0												
Phil Nevin, R (1, 5) OBP: 0.350, SLG: 0.570	4-1 BB			0-2 1B		0-0 F9		1-2 HR	1-2 G4-3	4 1 2 1 1 0 2												
Wally Joyner, L (1, 3) OBP: 0.369, SLG: 0.355 Trevor Hoffman, R (8, 1)	0-0 F9			0-1 FC3-6		0-0 P4		2-2 F8		4 0 0 0 0 0 3 0 0 0 0 0 0 0												
Carlos Baerga, S (1, 4) OBP: 0.262, SLG: 0.281		1-2 G4-3		1-3 K		2-2 FC1-6 1B			1-1 G3-1	4 0 1 0 0 1 1												
Ben Davis, S (1, 2) OBP: 0.361, SLG: 0.468		2-3 K			2-2 P4	2-1 FC1-6			1-2 G4-3 2B 2B	4 1 1 0 0 1 1												
Chris Gomez, R (1, 6) OBP: 0.319, SLG: 0.275		2-2 F8			0-0 F8		1-1 G3-4-3		3-1 G4-3	4 0 0 0 0 0 1												
Woody Williams, R (1, 1) OBP: 0.196, SLG: 0.205 John Vander Wal, L (7, PH) OBP: 0.375, SLG: 0.467 Will Cunnane, R (7, 1) Dave Magadan, L (8, 3) OBP: 0.362, SLG: 0.356			2-2 F7		0-1 1B		0-0 F9		4-2 2B 1B BB	2 0 1 0 0 0 0 1 0 0 0 0 0 0 0 0 0 0 0 0 0 0 1 0 0 1 0 0												
Inning Stats	R: 0 E: 0 K: 0 S: 9	H: 0 LOB: 2 BB: 2 P: 21	R: 0 E: 0 K: 1 S: 10	H: 0 LOB: 0 BB: 0 P: 15	R: 0 E: 0 K: 1 S: 8	H: 0 LOB: 0 BB: 0 P: 12	R: 0 E: 0 K: 1 S: 9	H: 2 LOB: 1 BB: 0 P: 10	R: 0 E: 0 K: 0 S: 10	H: 2 LOB: 2 BB: 0 P: 13	R: 1 E: 0 K: 0 S: 11	H: 2 LOB: 1 BB: 0 P: 18	R: 0 E: 0 K: 0 S: 4	H: 0 LOB: 0 BB: 0 P: 5	R: 1 E: 0 K: 0 S: 11	H: 1 LOB: 0 BB: 0 P: 15	R: 3 E: 0 K: 0 S: 18	H: 3 LOB: 2 BB: 2 P: 33	1B: 6 2B: 2 3B: 0 HR: 2	SF: 0 SAC: 0 DP: 0 HBP: 0	WP: 0 PB: 0 SB: 0 CS: 0	PA: 40
PITCHER	IP WLS BF H R ER SO BB IBB HBP BLK WP HR S P ERA WHIP																					
Kent Bottenfield, R (1, 1) ERA: 3.86	8.0 W 32 7 2 2 3 2 0 0 0 0 2 72 109 2.25 1.125																					
Ricky Bottalico, R (9, 1) ERA: 4.07	0.2 6 3 3 3 0 1 0 0 0 0 0 13 23 40.50 6.000																					
Rick Croushore, R (9, 1) ERA: 2.79	0.1 S 2 0 0 0 0 1 0 0 0 0 0 5 10 0.00 3.000																					

San Diego Padres @ St. Louis Cardinals
 Busch Stadium, St. Louis, MO
 Mon Aug 02 1999, 7:10 PM CDT
 Att. 35,202 - Unknown - 86 F

livebaseballscorecards.com

AB	36
R	5
H	10
RBI	5
BB	4
SO	3
LOB	10



Batter	1	2	3	4	5	6	7	8	9	AB	R	H	RBI	BB	SO	LOB
J.D. Drew, L OBP: 0.353, SLG: 0.508 (1, 8)	0-0 F9		0-0 F9		2-3 K		3-1 WP S 1B			4	0	1	0	0	1	1
Darren Bragg, L OBP: 0.369, SLG: 0.377 (1, 9) Willie McGee, S OBP: 0.305, SLG: 0.292 (5, 9)	3-2 G3		3-3 K		3-2 K 1B		3-2 F7 1-3			2	0	0	0	0	1	0
Mark McGwire, R OBP: 0.421, SLG: 0.680 (1, 3)	3-3 K		2-1 P2		0-0 K 1-H 3-H HR			2-0 K 1B 3B		4	2	2	3	0	1	0
Ray Lankford, L OBP: 0.364, SLG: 0.515 (1, 7)		1-0 HR		2-2 K 1B		1-1 F8		0-2 E S WP 1B		4	2	3	2	0	0	0
Fernando Tatis, R OBP: 0.398, SLG: 0.557 (1, 5)		0-1 SH1-3 1B		0-3 K		0-1 F7		3-1 F9 1-3		4	0	1	0	0	1	2
Edgar Renteria, R OBP: 0.334, SLG: 0.398 (1, 6)		0-0 SH1-3 1-2		2-1 P9		0-1 G5-3		2-2 G6-3 3-H		3	0	0	0	0	0	1
Eli Marrero, R OBP: 0.242, SLG: 0.318 (1, 2)		3-1 P4		0-2 G5-3		0-0 G6-3		2-0 P3		4	0	0	0	0	0	2
Joe McEwing, R OBP: 0.349, SLG: 0.413 (1, 4)		4-0 IBB		1-2 G1-3			1-3 K			2	0	0	0	1	1	0
Kent Bottenfield, R OBP: 0.174, SLG: 0.239 (1, 1) Ricky Bottalico, L OBP: 0.667, SLG: 0.500 (9, 1) Rick Croushore, R OBP: 0.667, SLG: 0.500 (9, 1)		2-2 G4-3		0-0 K 1B WP HR 1B			0-2 G1-3			3	1	1	0	0	0	2
										0	0	0	0	0	0	0
										0	0	0	0	0	0	0

Inning Stats	R: 0	H: 0	E: 0	K: 1	S: 8	R: 1	H: 2	E: 0	K: 0	S: 13	R: 0	H: 0	E: 0	K: 1	S: 6	R: 0	H: 1	E: 0	K: 1	S: 16	R: 3	H: 3	E: 0	K: 1	S: 15	R: 0	H: 0	E: 0	K: 0	S: 5	R: 0	H: 1	E: 0	K: 1	S: 15	R: 2	H: 2	E: 0	K: 0	S: 10
	LOB: 0	BB: 0	P: 14	ER: 4	LOB: 2	BB: 1	P: 23	LOB: 0	BB: 0	P: 11	LOB: 1	BB: 0	P: 19	LOB: 0	BB: 0	P: 22	LOB: 1	BB: 0	P: 19	LOB: 0	BB: 0	LOB: 0	BB: 0	P: 22	LOB: 1	BB: 0	P: 19	LOB: 0	BB: 0	P: 19	LOB: 0	BB: 0	P: 19	LOB: 0	BB: 0	P: 19	LOB: 0	BB: 0	P: 19	

PITCHER	IP	WLS	BF	H	R	ER	SO	BB	IBB	HBP	BLK	WP	HR	S	P	ERA	WHIP
Woody Williams, R ERA: 4.66 (1, 1)	6.0	L	25	6	4	4	4	0	0	0	0	1	2	63	94	6.00	1.000
Will Cunnane, R ERA: 4.03 (7, 1)	1.0		4	1	0	0	1	0	0	0	0	1	0	15	22	0.00	1.000
Trevor Hoffman, R ERA: 2.98 (8, 1)	1.0		5	2	2	1	0	0	0	0	0	1	0	10	19	9.00	2.000

BOTTOM

San Diego Padres @ St. Louis Cardinals
Busch Stadium, St. Louis, MO
 Mon Aug 02 1999, 7:10 PM CDT
 Att: 35,202 - Unknown - 86 F

livebaseballscorecards.com

AB	32
R	6
H	9
RBI	5
BB	1
SO	5
LOB	9



1B: 6	SF: 0	WP: 3	PA: 34
2B: 0	SAC: 1	PB: 0	
3B: 1	DP: 0	SB: 2	
HR: 2	HBP: 0	CS: 0	

Batter	1	2	3	4	5	6	7	8	9	AB R H RBI BB SO LOB	TOP																				
Eric Owens, R (1, 5) OBP: 0.351, SLG: 0.434	2-2 F8		1-0 P3			0-0 WP 1B		1-3 K		4 0 1 0 0 1 0	San Diego Padres @ St. Louis Cardinals Busch Stadium, St. Louis, MO Tue Aug 03 1999, 7:10 PM CDT Att. 40,652 - Cloudy - 83 F																				
Tony Gwynn, L (1, 9) OBP: 0.365, SLG: 0.424	1-2 G3		1-0 F7			0-2 F8		1-2 G6-3		4 0 0 0 0 0 1																					
Reggie Sanders, R (1, 7) OBP: 0.397, SLG: 0.557	4-1 BB BB			1-1 CS 1B		1-0 F9			2-2 F9	3 0 1 0 1 0 1																					
Phil Nevin, R (1, 3) OBP: 0.348, SLG: 0.560	4-1 BB 1 SAFE BB			3-2 P3 1-2		3-3 K 1-2			0-3 K	3 0 0 0 1 2 2																					
Ruben Rivera, R (1, 8) OBP: 0.299, SLG: 0.476	1-3 K			3-1 F9			1-3 K		0-3 K	4 0 0 0 0 3 2																					
Ben Davis, S (1, 2) OBP: 0.360, SLG: 0.465		0-3 K			1-3 K		2-0 E9 1B			3 0 1 0 0 2 0																					
Damian Jackson, R (1, 4) OBP: 0.326, SLG: 0.387		1-0 F9			3-1 F8		2-0 P3			3 0 0 0 0 0 1																					
Chris Gomez, R (1, 6) OBP: 0.319, SLG: 0.276		3-3 K			0-0 1B		2-1 F7			3 0 1 0 0 1 1																					
Brian Boehringer, S (1, 1) Quilvio Veras, S (8, PH) Dan Miceli, R (8, 1)			2-3 K		2-3 K			1-1 L7		2 0 0 0 0 2 1 1 0 0 0 0 0 0 0 0 0 0 0 0 0																					
Inning Stats	R: 0 E: 0 K: 1 S: 12	H: 0 LOB: 2 BB: 2 P: 24	R: 0 E: 0 K: 2 S: 7	H: 0 LOB: 0 BB: 0 P: 11	R: 0 E: 0 K: 1 S: 5	H: 0 LOB: 0 BB: 0 P: 9	R: 0 E: 0 K: 0 S: 8	H: 1 LOB: 0 BB: 0 P: 15	R: 0 E: 0 K: 2 S: 12	H: 1 LOB: 1 BB: 0 P: 18	R: 0 E: 0 K: 1 S: 8	H: 1 LOB: 1 BB: 0 P: 12	R: 0 E: 1 K: 1 S: 7	H: 1 LOB: 1 BB: 0 P: 14	R: 0 E: 0 K: 1 S: 8	H: 0 LOB: 0 BB: 0 P: 11	R: 0 E: 0 K: 2 S: 11	H: 0 LOB: 0 BB: 0 P: 13	1B: 4 2B: 0 3B: 0 HR: 0	SF: 0 SAC: 0 DP: 0 HBP: 0	WP: 1 PB: 0 SB: 0 CS: 1	PA: 32									
PITCHER Darren Oliver, L (1, 1) ERA: 4.33	IP 9.0	WLS W	BF 32	H 4	R 0	ER 0	SO 11	BB 2	IBB 0	HBP 0	BLK 0	WP 1	HR 0	S 78	P 127	ERA 0.00	WHIP 0.667														
											PITCHER	IP	WLS	BF	H	R	ER	SO	BB	IBB	HBP	BLK	WP	HR	S	P	ERA	WHIP			

livebaseballscorecards.com

AB	30
R	0
H	4
RBI	0
BB	2
SO	11
LOB	9



Batter	1	2	3	4	5	6	7	8	9	AB	R	H	RBI	BB	SO	LOB
J.D. Drew, L OBP: 0.352, SLG: 0.500 (1, 8)	1-0 G4-3		0-1 G6-3		4-2 BB		2-1 F8			3	0	0	0	1	0	0
Edgar Renteria, R OBP: 0.333, SLG: 0.395 (1, 6)	0-1 G4-3		1-3 K		1-3 K			4-2 S 1B BB		3	1	0	0	1	2	1
Mark McGwire, R OBP: 0.422, SLG: 0.677 (1, 3)	1-0 3B 1B			2-1 1B 2B HBP	1-2 F9		1-2 F9	3-1 F9		3	2	1	0	0	0	2
Ray Lankford, L OBP: 0.362, SLG: 0.518 (1, 7)	3-2 1-H 3B			1-2 F7	0-0 F8			1-2 F9		4	0	1	1	0	0	3
Fernando Tatis, R OBP: 0.401, SLG: 0.559 (1, 5)	1-2 G1-3			0-0 2B 1B 1B		0-0 G4-6-3 1B		0-2 E S HR 1B		4	2	3	1	0	0	1
Craig Paquette, R OBP: 0.500, SLG: 1.500 (1, 9)		0-0 F7		0-1 1B 2B		0-2 G4-6-3 1-2f		3-1 1-H HR		4	1	2	3	0	0	1
Alberto Castillo, R OBP: 0.339, SLG: 0.365 (1, 2)		2-1 G5-3		0-0 FC6-4 1B		1-0 F8		3-2 1B		4	0	2	1	0	0	0
Joe McEwing, R OBP: 0.346, SLG: 0.409 (1, 4)		1-3 K		1-3 K			1-2 G5-3	0-0 L8		4	0	0	0	0	2	3
Darren Oliver, R OBP: 0.302, SLG: 0.340 (1, 1)			0-0 G4-3	2-2 FC6-4 1-2f			1-1 G3			3	0	0	0	0	0	2

Inning Stats		R: 1 E: 0 K: 0 S: 15	H: 2 LOB: 1 BB: 0 P: 21	R: 0 E: 0 K: 1 S: 6	H: 0 LOB: 0 BB: 0 P: 9	R: 0 E: 0 K: 1 S: 6	H: 0 LOB: 0 BB: 0 P: 7	R: 2 E: 0 K: 1 S: 16	H: 3 LOB: 2 BB: 0 P: 22	R: 0 E: 0 K: 1 S: 10	H: 0 LOB: 1 BB: 1 P: 16	R: 0 E: 0 K: 0 S: 5	H: 1 LOB: 0 BB: 0 P: 6	R: 0 E: 0 K: 0 S: 7	H: 0 LOB: 0 BB: 0 P: 11	R: 3 E: 0 K: 0 S: 19	H: 3 LOB: 1 BB: 1 P: 33	1B: 6 2B: 1 3B: 1 HR: 1	SF: 0 SAC: 0 DP: 1 HBP: 1	
PITCHER	IP	WLS	BF	H	R	ER	SO	BB	IBB	HBP	BLK	WP	HR	S	P	ERA	WHIP			
Brian Boehringer, R ERA: 3.42 (1, 1)	7.0	L	28	6	3	3	4	1	0	1	0	0	0	65	92	3.86	1.000			
Dan Miceli, R ERA: 4.66 (8, 1)	1.0		7	3	3	3	0	1	0	0	0	0	1	19	33	27.00	4.000			

BOTTOM

San Diego Padres @ St. Louis Cardinals
Busch Stadium, St. Louis, MO
 Tue Aug 03 1999, 7:10 PM CDT
 Att. 40,652 - Cloudy - 83 F

livebaseballscores.com

AB	32
R	6
H	9
RBI	6
BB	2
SO	4
LOB	13



WP: 0	PA: 35
PB: 0	SB: 2
CS: 0	
ERA	WHIP

Batter	1	2	3	4	5	6	7	8	9	AB R H RBI BB SO LOB	TOP																
Quilvio Veras, S (1, 4) OBP: 0.363, SLG: 0.364	1-0 G6-3			4-1 CS BB	0-0 HR 1B		3-2 F7		1-3 K	4 1 1 0 1 1 0																	
Tony Gwynn, L (1, 9) OBP: 0.371, SLG: 0.443	3-2 P2			0-1 SAFE HR 1B	0-0 HR		1-1 BB 1B			4 2 3 4 0 0 0																	
Reggie Sanders, R (1, 7) OBP: 0.398, SLG: 0.565	2-2 F9			2-1 HR	1-1 F9		4-1 BB			3 1 1 2 1 0 0																	
Phil Nevin, R (1, 3) (8, 5)			0-3 K	2-2 F7	1-2 F8		0-3 K			4 0 0 0 0 2 2																	
Eric Owens, R (1, 5) OBP: 0.351, SLG: 0.431			2-0 G6-3	4-0 FC6-4 BB		1-1 G5-3		1-1 P5		2 0 0 0 1 0 0																	
Ed Giovanola, L (6, 5) OBP: 0.317, SLG: 0.255										0 0 0 0 0 0 0																	
Wally Joyner, L (8, PH) OBP: 0.367, SLG: 0.353										1 0 0 0 0 0 0																	
Ruben Rivera, R (1, 8) OBP: 0.299, SLG: 0.471			3-3 K2-3	2-2 FC6-4		4-1 G4-3 S BB		2-0 F8		3 0 0 0 1 1 1																	
Ben Davis, S (1, 2) OBP: 0.350, SLG: 0.450						3-0 G4-3		3-3 K		4 0 0 0 0 2 1																	
Chris Gomez, R (1, 6) OBP: 0.319, SLG: 0.278			3-2 G4-3		2-2 1B E HR 1B		0-2 G6-3		3-3 K	3 1 1 0 0 0 1																	
John Vander Wal, L (9, PH) OBP: 0.373, SLG: 0.464										1 0 0 0 0 1 0																	
Matt Clement, R (1, 1) OBP: 0.147, SLG: 0.094			0-3 K		0-0 E1 1B HR		2-2 F9		2-2 G6-3	2 1 0 0 0 1 1																	
Carlos Reyes, S (6, 1)										0 0 0 0 0 0 0																	
Carlos Baerga, S (7, PH) OBP: 0.258, SLG: 0.276										1 0 0 0 0 0 0																	
Donne Wall, R (7, 1)										0 0 0 0 0 0 0																	
Dave Magadan, L (9, PH) OBP: 0.361, SLG: 0.354										1 0 0 0 0 0 0																	
Inning Stats	R: 0 E: 0 K: 0 S: 8	H: 0 LOB: 0 BB: 0 P: 14	R: 0 E: 0 K: 2 S: 10	H: 0 LOB: 0 BB: 0 P: 15	R: 0 E: 0 K: 1 S: 7	H: 0 LOB: 0 BB: 0 P: 11	R: 2 E: 0 K: 0 S: 11	H: 2 LOB: 1 BB: 2 P: 25	R: 4 E: 1 K: 1 S: 14	H: 3 LOB: 0 BB: 0 P: 18	R: 0 E: 0 K: 0 S: 8	H: 0 LOB: 1 BB: 1 P: 16	R: 0 E: 0 K: 1 S: 15	H: 1 LOB: 2 BB: 1 P: 25	R: 0 E: 0 K: 1 S: 6	H: 0 LOB: 0 BB: 0 P: 12	R: 0 E: 0 K: 2 S: 10	H: 0 LOB: 0 BB: 0 P: 16	1B: 4 2B: 0 3B: 0 HR: 2	SF: 0 SAC: 0 DP: 0 HBP: 0	WP: 0 PB: 0 SB: 1 CS: 1	PA: 37					
PITCHER	IP	WLS	BF	H	R	ER	SO	BB	IBB	HBP	BLK	WP	HR	S	P	ERA	WHIP										
Kent Mercker, L (1, 1) ERA: 5.29	5.0		22	5	6	5	4	2	0	0	0	0	2	50	83	9.00	1.400										
Manny Aybar, R (6, 1) ERA: 3.92	1.0		4	0	0	0	0	1	0	0	0	0	0	8	16	0.00	1.000										
Mike Mohler, L (7, 1) ERA: 5.03	0.2		3	1	0	0	0	0	0	0	0	0	0	11	17	0.00	1.500										
Heathcliff Slocumb, R (7, 1) ERA: 4.86	1.1	W	5	0	0	0	2	1	0	0	0	0	0	10	20	0.00	0.750										
Rick Croushore, R (9, 1) ERA: 2.73	1.0	S	3	0	0	0	2	0	0	0	0	0	0	10	16	0.00	0.000										

San Diego Padres @ St. Louis Cardinals
Busch Stadium, St. Louis, MO
Wed Aug 04 1999, 7:10 PM CDT
Att. 43,546 - Unknown - 89 F

AB	33
R	6
H	6
RBI	6
BB	4
SO	8
LOB	6



BOTTOM

San Diego Padres @ St. Louis Cardinals
Busch Stadium, St. Louis, MO
Wed Aug 04 1999, 7:10 PM CDT
Att: 43,546 - Unknown - 89 F

livebaseballscorecards.com

AB 35
R 7
H 13
RBI 7
BB 1
SO 4
LOB 14



WP: 1 PA: 37
PB: 0
SB: 0
CS: 1

AB R H RBI BB SO LOB

5	0	2	0	0	0	3
4	0	1	0	0	0	1
4	1	2	2	0	1	1
4	1	2	0	0	0	3
3	1	0	0	1	2	2
4	2	2	0	0	0	1
2	0	0	1	0	0	2
1	1	0	1	0	0	0
3	0	1	1	0	0	0
0	0	0	0	0	0	0
0	0	0	0	0	0	0
1	0	0	0	0	0	1
0	0	0	0	0	0	0
2	1	1	0	0	1	0
0	0	0	0	0	0	0
2	0	2	2	0	0	0
1B: 11	SF: 1	WP: 1	PA: 37			
2B: 2	SAC: 0	PB: 0				
3B: 0	DP: 2	SB: 0				
HR: 1	HBP: 0	CS: 1				

Batter	1	2	3	4	5	6	7	8	9
J.D. Drew, L OBP: 0.353, SLG: 0.497 (1, 8)	2-2 G3		0-0 1B		0-0 CS 1B	0-1 G1-3		1 SAFE 2-2 F8	
Willie McGee, S OBP: 0.304, SLG: 0.291 (1, 9)	2-1 G4-3		3-2 1B		1-2 F7		1-1 G3-1		
Mark McGwire, R OBP: 0.423, SLG: 0.684 (1, 3)	1-2 F8		1-2 G4-6-3 1B		3-3 K		1-0 HR		
Ray Lankford, L OBP: 0.364, SLG: 0.522 (1, 7)		1-0 WP 1B	0-1 G4-6-3		1-1 1B SF8 2B		2-2 P5		
Fernando Tatis, R OBP: 0.400, SLG: 0.555 (1, 5)		2-3 K		4-0 E G4-3 BB		3-3 K		0-0 F8	
Craig Paquette, R OBP: 0.500, SLG: 1.000 (1, 4)		1-2 G5-3		1-0 E5 G4-3 G3 1B		1-2 1B 1B		2-2 G1-3	
Alberto Castillo, R OBP: 0.335, SLG: 0.360 Edgar Renteria, R OBP: 0.332, SLG: 0.394 (6, PH) (7, 6)		3-1 G6-3		0-0 G4-3		1-1 SF8		2-2 E5 G4-3 1B	
David Howard, S OBP: 0.277, SLG: 0.267 Mike Mohler, R (7, 1) Heathcliff Slocumb, R (7, 1) Thomas Howard, S OBP: 0.299, SLG: 0.333 Rick Croushore, R OBP: 0.667, SLG: 0.500 (9, 1)			1-1 G3	1-1 G3		2-2 1B		3-1 G4-3	
Kent Mercker, L OBP: 0.318, SLG: 0.300 Manny Aybar, R OBP: 0.091, SLG: 0.091 Eli Marrero, R OBP: 0.247, SLG: 0.323 (6, PH) (7, 2)			1-0 1B 1B	0-3 K		2-0 1B		3-2 1B	

Inning Stats	R: 0	H: 0	E: 0	K: 10	S: 10	R: 0	H: 1	E: 0	K: 1	S: 9	R: 1	H: 4	E: 0	K: 14	S: 14	R: 2	H: 1	E: 1	K: 1	S: 7	R: 0	H: 1	E: 0	K: 1	S: 8	R: 2	H: 4	E: 0	K: 16	S: 16	R: 1	H: 1	E: 0	K: 0	S: 9	R: 1	H: 1	E: 1	K: 0	S: 17
	LOB: 0	BB: 0	P: 15	LOB: 1	BB: 0	P: 16	LOB: 2	BB: 0	P: 20	LOB: 0	BB: 1	LOB: 0	BB: 1	P: 13	LOB: 1	BB: 0	P: 12	LOB: 2	BB: 0	P: 26	LOB: 0	BB: 0	LOB: 0	BB: 0	P: 13	LOB: 1	BB: 1	LOB: 1	BB: 0	P: 29	LOB: 1	BB: 0	P: 29	LOB: 1	BB: 0	P: 29	LOB: 1	BB: 0	P: 29	

PITCHER	IP	WLS	BF	H	R	ER	SO	BB	IBB	HBP	BLK	WP	HR	S	P	ERA	WHIP
Matt Clement, R ERA: 4.82 (1, 1)	5.1		24	9	5	4	4	1	0	0	0	1	0	56	89	6.75	1.875
Carlos Reyes, R ERA: 2.89 (6, 1)	0.2	H	4	2	0	0	0	0	0	0	0	0	0	8	13	0.00	3.000
Donne Wall, R ERA: 3.4 (7, 1)	2.0	L	9	2	2	1	0	0	0	0	0	0	1	26	42	4.50	1.000

Batter	1	2	3	4	5	6	7	8	9	AB R H RBI BB SO LOB	TOP
Quilvio Veras, S (1, 4) <small>OBP: 0.361, SLG: 0.360</small>	4-2 	0-0 L7 			2-1 F7 	2-3 K 			1-1 E4 	4 2 0 0 1 1 4	
Tony Gwynn, L (1, 9) <small>OBP: 0.372, SLG: 0.444</small>	0-0 F8 	4-0 			0-0 F8 		1-1 G4-3 	0-0 	4 1 1 2 1 0 1		
Reggie Sanders, R (1, 7) <small>OBP: 0.398, SLG: 0.561</small>	4-2 G5-3 	1-2 P6 			0-1 E 		1-1 P6 	0-1 G5-3 	4 1 1 0 1 0 4		
Phil Nevin, R (1, 5) <small>OBP: 0.338, SLG: 0.543</small>	0-1 G5-3 			3-2 G5-3 	1-0 		2-2 F8 	1-2 L8 	5 1 1 2 0 0 2		
Wally Joyner, L (1, 3) <small>OBP: 0.368, SLG: 0.351</small>	0-0 G4-3 			0-1 F8 	1-0 			3-2 L6 	4-1 	4 1 1 1 1 0 1	
Eric Owens, R (1, 8) Trevor Hoffman, R (8, 1) <small>OBP: 0.352, SLG: 0.432</small> <small>OBP: 0.500, SLG: 1.000</small>		0-0 		1-2 G5-3 		0-2 G4-3 		1-1 F8 	1-0 	4 2 2 0 0 0 0 1 0 1 2 0 0 0	
Ben Davis, S (1, 2) <small>OBP: 0.345, SLG: 0.437</small>		4-1 			1-3 K 	1-0 G4-3 		0-1 G5-3 	0-0 G4-3 	4 0 0 0 1 1 2	AB 36 R 10 H 10 RBI 9 BB 5 SO 2 LOB 14
Chris Gomez, R (1, 6) <small>OBP: 0.317, SLG: 0.279</small>		1-1 			1-1 F7 	1-0 SF8 		1-0 	3 1 1 2 0 0 0		
Andy Ashby, R (1, 1) Ruben Rivera, R (8, 8) <small>OBP: 0.167, SLG: 0.150</small> <small>OBP: 0.301, SLG: 0.473</small>		0-0 SH1-4 			1-1 L6 	0-1 		1-0 	2 0 1 0 0 0 0 1 1 1 0 0 0 0		
Inning Stats	R: 1 H: 0 E: 0 LOB: 1 K: 0 BB: 2 S: 11 P: 19	R: 1 H: 2 E: 0 LOB: 3 K: 0 BB: 2 S: 9 P: 19	R: 0 H: 0 E: 0 LOB: 0 K: 0 BB: 0 S: 8 P: 12	R: 0 H: 0 E: 0 LOB: 0 K: 1 BB: 0 S: 9 P: 12	R: 2 H: 3 E: 0 LOB: 1 K: 0 BB: 0 S: 7 P: 11	R: 1 H: 2 E: 0 LOB: 1 K: 1 BB: 0 S: 11 P: 14	R: 0 H: 0 E: 0 LOB: 0 K: 0 BB: 0 S: 8 P: 12	R: 0 H: 0 E: 0 LOB: 0 K: 0 BB: 0 S: 10 P: 14	R: 5 H: 3 E: 2 LOB: 1 K: 0 BB: 1 S: 13 P: 22	1B: 7 SF: 1 2B: 3 SAC: 1 3B: 0 DP: 0 HR: 0 HBP: 0	WP: 0 PA: 43 PB: 0 SB: 5 CS: 0
PITCHER Larry Luebbers, R (1, 1) <small>ERA: 5.24</small> Juan Acevedo, R (6, 1) <small>ERA: 6.23</small> Mike Mohler, L (8, 1) <small>ERA: 4.89</small> Manny Aybar, R (9, 1) <small>ERA: 3.98</small>	IP WLS BF H R ER SO BB IBB HBP BLK WP HR S P ERA WHIP 5.0 L 23 5 4 4 1 4 0 0 0 0 0 0 44 73 7.20 1.800 2.0 8 2 1 1 1 0 0 0 0 0 0 0 19 26 4.50 1.000 1.0 3 0 0 0 0 0 0 0 0 0 0 0 10 14 0.00 0.000 1.0 9 3 5 1 0 0 1 0 0 0 0 0 13 22 9.00 3.000	PITCHER IP WLS BF H R ER SO BB IBB HBP BLK WP HR S P ERA WHIP									

San Diego Padres @ St. Louis Cardinals
 Busch Stadium, St. Louis, MO
 Thu Aug 05 1999, 7:10 PM CDT
 Att. 45,106 - Unknown - 87 F

livebaseballscorecards.com



BOTTOM

San Diego Padres @ St. Louis Cardinals
Busch Stadium, St. Louis, MO
Thu Aug 05 1999, 7:10 PM CDT
Att: 45,106 - Unknown - 87 F

livebaseballscorecards.com

AB 32
R 3
H 6
RBI 3
BB 3
SO 4
LOB 9



WP: 0 PA: 35
PB: 0
SB: 1
CS: 0

Batter	1	2	3	4	5	6	7	8	9	AB	R	H	RBI	BB	SO	LOB
J.D. Drew, L OBP: 0.346, SLG: 0.487 (1, 8)	K		G1-3		FC6-4			F7		4	0	0	0	0	1	1
Willie McGee, S OBP: 0.298, SLG: 0.285 (1, 9)	G4-3		L5		G3			L7		4	0	0	0	0	0	1
Mark McGwire, R OBP: 0.424, SLG: 0.698 (1, 3)	F8		HR				P4	HR		4	2	2	2	0	0	0
Ray Lankford, L OBP: 0.369, SLG: 0.529 (1, 7)		FC5-4 1B	G4-3				BB 1B	1B		4	1	3	0	0	0	0
Fernando Tatis, R OBP: 0.401, SLG: 0.553 (1, 5)		FC5-4 1B		G6-3			G6-4-3 BB	K		3	0	1	0	1	1	1
Edgar Renteria, R OBP: 0.329, SLG: 0.390 (1, 6)		FC5-4 G5-3	K2-3				G6-4-3	P9		4	0	0	1	0	1	3
Craig Paquette, R OBP: 0.333, SLG: 0.667 (1, 4)		G5-3	K				G4-3	F9		4	0	0	0	0	1	1
Eli Marrero, R OBP: 0.247, SLG: 0.320 (1, 2)		IBB			G1-3		G5-3	G6-3		3	0	0	0	1	0	0
Larry Luebbers, R David Howard, S Juan Acevedo, R Placido Polanco, R Mike Mohler, R Manny Aybar, R	G1-3						G6-3			1	0	0	0	0	0	2

Batter	1	2	3	4	5	6	7	8	9
J.D. Drew, L OBP: 0.346, SLG: 0.487 (1, 8)	K		G1-3		FC6-4			F7	
Willie McGee, S OBP: 0.298, SLG: 0.285 (1, 9)	G4-3		L5		G3			L7	
Mark McGwire, R OBP: 0.424, SLG: 0.698 (1, 3)	F8		HR				P4	HR	
Ray Lankford, L OBP: 0.369, SLG: 0.529 (1, 7)		FC5-4 1B	G4-3				BB 1B	1B	
Fernando Tatis, R OBP: 0.401, SLG: 0.553 (1, 5)		FC5-4 1B		G6-3			G6-4-3 BB	K	
Edgar Renteria, R OBP: 0.329, SLG: 0.390 (1, 6)		FC5-4 G5-3	K2-3				G6-4-3	P9	
Craig Paquette, R OBP: 0.333, SLG: 0.667 (1, 4)		G5-3	K				G4-3	F9	
Eli Marrero, R OBP: 0.247, SLG: 0.320 (1, 2)		IBB			G1-3		G5-3	G6-3	
Larry Luebbers, R David Howard, S Juan Acevedo, R Placido Polanco, R Mike Mohler, R Manny Aybar, R	G1-3						G6-3		

Inning Stats	R: 0	H: 0	E: 0	K: 1	S: 8	LOB: 0	BB: 0	P: 15
	R: 1	H: 2	E: 0	K: 0	S: 8	LOB: 2	BB: 1	P: 15
	R: 1	H: 1	E: 0	K: 0	S: 9	LOB: 0	BB: 0	P: 12
	R: 0	H: 0	E: 0	K: 2	S: 11	LOB: 0	BB: 0	P: 15
	R: 0	H: 0	E: 0	K: 0	S: 8	LOB: 1	BB: 1	P: 16
	R: 0	H: 1	E: 0	K: 0	S: 7	LOB: 1	BB: 1	P: 17
	R: 0	H: 0	E: 0	K: 0	S: 8	LOB: 0	BB: 0	P: 9
	R: 1	H: 2	E: 0	K: 1	S: 10	LOB: 1	BB: 0	P: 16
	R: 0	H: 0	E: 0	K: 0	S: 8	LOB: 0	BB: 0	P: 13

PITCHER	IP	WLS	BF	H	R	ER	SO	BB	IBB	HBP	BLK	WP	HR	S	P	ERA	WHIP
Andy Ashby, R ERA: 3.4 (1, 1)	7.2	W	30	5	3	3	3	2	1	0	0	0	2	65	109	3.52	0.913
Trevor Hoffman, R ERA: 2.89 (8, 1)	1.1	S	5	1	0	0	1	0	0	0	0	0	0	12	19	0.00	0.750

1B	2B	3B	HR	SF	SAC	DP	HBP
3	1	0	2	0	0	1	0

Batter	1	2	3	4	5	6	7	8	9	AB	R	H	RBI	BB	SO	LOB	TOP				
Quilvio Veras, S (1, 4) <small>OBP: 0.366, SLG: 0.367</small> Carlos Reyes, S (9, 1) Trevor Hoffman, R (9, 1) <small>OBP: 0.500, SLG: 1.000</small>	1-1 1B 2B 1B	2-1 1B E 2B	2-2 L5			1-0 E WP E 1B		4-2 1B BB	1-2 G6-3	5	4	3	0	1	0	2					
Tony Gwynn, L (1, 9) <small>OBP: 0.380, SLG: 0.452</small> Ruben Rivera, R (8, PR) <small>OBP: 0.301, SLG: 0.473</small>	1-2 2B 1B	0-0 G5-4-3 E 1B			3-1 G4-3	2-2 E E 1B		2-2 1B S 1B		5	1	4	0	0	0	0					
Reggie Sanders, R (1, 7) <small>OBP: 0.398, SLG: 0.561</small>	1-1 P6	0-1 E5 G5-4-3 1B			1-2 HR 2B	0-2 F9		3-2 S 1B		5	1	2	1	0	0	4					
Phil Nevin, R (1, 5) <small>OBP: 0.339, SLG: 0.561</small>	1-2 E FC5-4 2B	1-0 G5-4-3			1-1 HR	2-3 K		1-3 K		5	2	2	4	0	2	4					
Wally Joyner, L (1, 3) <small>OBP: 0.369, SLG: 0.349</small>	4-0 FC5-4 2B BB	3-2 G2-3			1-0 G6-3 1B	1-2 G3		0-3 K		4	0	1	0	1	1	4					
Eric Owens, R (1, 8) <small>OBP: 0.353, SLG: 0.432</small>	0-0 FC5-4 E 1B 1B				1-0 G4-3 S 1B	1-0 G6-3		2-2 G6-3		5	2	2	1	0	0	2					
Ben Davis, S (1, 2) <small>OBP: 0.347, SLG: 0.443</small>	1-1 SAFE SAFE E7 1B 1B	0-0 E 1B			1-0 G4-3	1-2 L9		0-3 K		5	1	2	1	0	1	1					
Damian Jackson, R (1, 6) <small>OBP: 0.327, SLG: 0.385</small>	1-2 1B				4-1 S BB	2-3 K		1-0 F8		4	0	1	1	1	2	1					
Sterling Hitchcock, L (1, 1) <small>OBP: 0.136, SLG: 0.073</small> Will Cunnane, R (7, 1) John Vander Wal, L (8, PH) <small>OBP: 0.971, SLG: 0.462</small> Dan Miceli, R (8, 1) Dave Magadan, L (9, PH) <small>OBP: 0.353, SLG: 0.354</small> Ed Giovinetto, L (9, 4) <small>OBP: 0.317, SLG: 0.255</small>	0-3 K				1-1 SAFE SAFE P6	0-1 G3-1		1-0 G3-1		3	0	0	0	0	1	4					
Inning Stats	R: 4 E: 2 K: 1 S: 19	H: 5 LOB: 2 BB: 1 P: 28	R: 1 E: 1 K: 0 S: 10	H: 2 LOB: 1 BB: 0 P: 16	R: 0 E: 0 K: 0 S: 9	H: 1 LOB: 2 BB: 1 P: 16	R: 2 E: 0 K: 0 S: 10	H: 3 LOB: 0 BB: 0 P: 17	R: 0 E: 0 K: 1 S: 8	H: 0 LOB: 0 BB: 0 P: 11	R: 1 E: 2 K: 1 S: 16	H: 2 LOB: 1 BB: 0 P: 22	R: 0 E: 0 K: 1 S: 8	H: 0 LOB: 0 BB: 0 P: 11	R: 2 E: 0 K: 2 S: 18	H: 2 LOB: 2 BB: 1 P: 28	R: 2 E: 0 K: 1 S: 17	H: 2 LOB: 0 BB: 0 P: 25	1B: 12 2B: 4 3B: 0 HR: 1	SF: 1 SAC: 0 DP: 2 HBP: 0	WP: 1 PA: 46
PITCHER	IP WLS BF H R ER SO BB IBB HBP BLK WP HR S P ERA WHIP																	PITCHER	IP WLS BF H R ER SO BB IBB HBP BLK WP HR S P ERA WHIP		
Dan Smith, R (1, 1) <small>ERA: 5.96</small>	0.2 L 8 5 4 4 0 1 0 0 0 0 0 15 24 54.00 9.000																				
J.D. Smart, R (1, 1) <small>ERA: 5.02</small>	3.1 16 6 3 3 1 1 0 0 0 0 0 1 33 53 8.10 2.100																				
Bobby Ayala, R (5, 1) <small>ERA: 3.05</small>	3.0 11 2 1 0 3 0 0 0 0 0 1 0 32 44 0.00 0.667																				
Guillermo Mota, R (8, 1) <small>ERA: 2.37</small>	1.2 10 4 4 4 3 1 0 0 1 0 0 0 32 49 21.60 3.000																				
Anthony Telford, R (9, 1) <small>ERA: 3.57</small>	0.1 1 0 0 0 0 0 0 0 0 0 0 0 3 4 0.00 0.000																				

San Diego Padres @ Montreal Expos
Olympic Stadium, Montreal, QB
Fri Aug 06 1999, 7:05 PM EDT
Att: 13,540 - Dome - 72 F

livebaseballscorecards.com

AB	42
R	12
H	17
RBI	9
BB	3
SO	7
LOB	22



BOTTOM

San Diego Padres @ Montreal Expos
 Olympic Stadium, Montreal, QB

AB	36
R	10
H	9
RBI	9
BB	1
SO	6
LOB	7



WP	0	PA	38
PB	0		
SB	0		
CS	0		

Fri Aug 06 1999, 7:05 PM EDT
 Att. 13,540 - Dome - 72 F

livebaseballscorecards.com

AB R H RBI BB SO LOB

4	0	0	0	0	2	0
0	0	0	0	0	0	0
0	0	0	0	0	0	0
1	0	1	2	0	0	0
5	1	1	0	0	0	1
3	0	0	1	0	1	0
4	2	2	1	0	0	1
4	2	2	1	0	1	0
2	0	0	0	0	0	0
0	0	0	0	0	0	0
2	2	2	1	0	0	0
3	1	1	3	1	1	1
3	0	0	0	0	0	1
1	1	0	0	0	0	2
0	0	0	0	0	0	0
1	0	0	0	0	0	0
3	1	0	0	0	1	1

Batter	1	2	3	4	5	6	7	8	9
Manny Martinez, R (1, 8) OBP: 0.293, SLG: 0.372 Guillermo Mota, R (8, 1) OBP: 1.000, SLG: 4.000 Anthony Telford, R (9, 1) Wilton Guerrero, S (9, PH) OBP: 0.318, SLG: 0.392	2-2 F7		0-2 L6			3-3 K	3-3 K		0-0 3B
Michael Barrett, R (1, 5) OBP: 0.330, SLG: 0.399	0-1 SF8		1-0 F7			1-1 G5-3		2-2 F7	1-1 G6-3
Rondell White, R (1, 7) OBP: 0.351, SLG: 0.486	0-0 SF8				1-2 E5	2-3 K		1-1 G5-3	
Vladimir Guerrero, R (1, 9) OBP: 0.362, SLG: 0.543	0-1 HR				2-1 G5-4-3		0-0 1B	2-2 P4	
Chris Widger, R (1, 2) OBP: 0.330, SLG: 0.492	2-3 K				2-1 HR		3-1 2B		1-1 G1-3
Brad Fullmer, L (1, 3) OBP: 0.306, SLG: 0.484 Bobby Ayala, R (5, 1) James Mouton, R (7, PH) OBP: 0.387, SLG: 0.409 (8, 8)		2-2 E4			0-0 P5		0-1 HR		1-1 FC1-6
Orlando Cabrera, R (1, 6) OBP: 0.292, SLG: 0.396		3-1 F8					3-1 HR		4-2 FC1-6
Mike Mordecai, R (1, 4) OBP: 0.322, SLG: 0.400 Orlando Merced, S (9, PH) OBP: 0.361, SLG: 0.504		1-1 G6-4-3					3-2 F8		2-0 FC1-6
Dan Smith, R (1, 1) OBP: 0.176, SLG: 0.125 J.D. Smart, R (1, 1) Shane Andrews, R (5, 3) OBP: 0.298, SLG: 0.320			3-2 G4-3				2-2 G6-3		0-0 E4

Inning Stats	R: 2	H: 2	E: 0	LOB: 0	K: 1	BB: 0	S: 12	R: 0	H: 0	E: 1	LOB: 0	K: 0	BB: 0	S: 8	R: 0	H: 0	E: 0	LOB: 0	K: 0	BB: 0	S: 8	R: 1	H: 1	E: 1	LOB: 0	K: 0	BB: 0	S: 8	R: 0	H: 0	E: 0	LOB: 0	K: 2	BB: 0	S: 8	R: 0	H: 0	E: 0	LOB: 0	K: 1	BB: 0	S: 11	R: 4	H: 4	E: 0	LOB: 0	K: 1	BB: 0	S: 17	R: 0	H: 0	E: 0	LOB: 0	K: 0	BB: 0	S: 8	R: 3	H: 2	E: 1	LOB: 1	K: 0	BB: 1	S: 13	1B: 3	SF: 1	2B: 1	SAC: 0	3B: 2	DP: 2	HR: 3	HBP: 0	WP: 0	PA: 38
--------------	------	------	------	--------	------	-------	-------	------	------	------	--------	------	-------	------	------	------	------	--------	------	-------	------	------	------	------	--------	------	-------	------	------	------	------	--------	------	-------	------	------	------	------	--------	------	-------	-------	------	------	------	--------	------	-------	-------	------	------	------	--------	------	-------	------	------	------	------	--------	------	-------	-------	-------	-------	-------	--------	-------	-------	-------	--------	-------	--------

PITCHER	IP	WLS	BF	H	R	ER	SO	BB	IBB	HBP	BLK	WP	HR	S	P	ERA	WHIP
Sterling Hitchcock, L (1, 1) ERA: 4.16	6.0	W	24	6	6	6	5	0	0	0	0	0	2	60	92	9.00	1.000
Will Cunnane, R (7, 1) ERA: 4.24	1.0	H	4	1	1	1	1	0	0	0	0	0	1	12	23	9.00	1.000
Dan Miceli, R (8, 1) ERA: 4.56	1.0	H	3	0	0	0	0	0	0	0	0	0	0	8	13	0.00	0.000
Carlos Reyes, R (9, 1) ERA: 2.86	0.2	S	5	1	3	0	0	1	0	0	0	0	0	10	18	0.00	3.000
Trevor Hoffman, R (9, 1) ERA: 2.87	0.1	S	2	1	0	0	0	0	0	0	0	0	0	3	4	0.00	3.000

Batter	1	2	3	4	5	6	7	8	9	AB R H RBI BB SO LOB	TOP	
Quilvio Veras, S (1, 4) <small>OBP: 0.370, SLG: 0.367</small>	1-0 		2-2 			4-1 	4-1 			2 1 1 0 2 0 0		
Tony Gwynn, L (1, 9) <small>OBP: 0.375, SLG: 0.444</small>	0-0 			2-2 		0-1 	0-1 			4 0 0 0 0 0 3		
Reggie Sanders, R (1, 8) <small>OBP: 0.396, SLG: 0.557</small>	2-1 			0-0 		1-0 		2-3 		4 0 1 1 0 1 1		
John Vander Wal, L (1, 7) <small>OBP: 0.366, SLG: 0.454</small> Ruben Rivera, R (8, PH) <small>OBP: 0.300, SLG: 0.471</small>		3-1 		3-2 		3-2 		0-0 		3 0 0 0 0 0 1 1 0 0 0 0 0 0		
Wally Joyner, L (1, 3) <small>OBP: 0.368, SLG: 0.346</small> Phil Nevin, R (8, PH) <small>OBP: 0.338, SLG: 0.558</small>		1-3 			0-1 	4-2 		1-0 		2 0 0 0 1 1 0 1 0 0 0 0 0 0		
Dave Magadan, L (1, 5) <small>OBP: 0.361, SLG: 0.351</small>		4-0 			3-2 	4-0 		2-3 		2 0 0 0 2 1 0		
Ben Davis, S (1, 2) <small>OBP: 0.344, SLG: 0.438</small>		2-3 			0-0 	1-2 		0-0 		4 0 1 0 0 1 4		
Chris Gomez, R (1, 6) <small>OBP: 0.322, SLG: 0.280</small> Damian Jackson, R (9, PR) <small>OBP: 0.327, SLG: 0.385</small>			3-1 		2-2 		1-0 	4-2 		3 0 1 0 1 0 0 0 0 0 0 0 0 0		
Woody Williams, R (1, 1) <small>OBP: 0.188, SLG: 0.196</small> Carlos Baerga, S (7, PH) <small>OBP: 0.254, SLG: 0.271</small> Donne Wall, R (7, 1) Eric Owens, R (9, PH) <small>OBP: 0.352, SLG: 0.430</small>			0-3 		0-1 		2-2 	0-1 		2 0 0 0 0 1 2 1 0 0 0 0 0 0 0 0 0 0 0 0 0 1 0 0 0 0 0 1		
Inning Stats	R: 0 H: 1 E: 0 LOB: 0 K: 0 BB: 0 S: 4 P: 7	R: 0 H: 0 E: 0 LOB: 1 K: 2 BB: 1 S: 9 P: 19	R: 0 H: 0 E: 0 LOB: 0 K: 1 BB: 0 S: 9 P: 14	R: 0 H: 0 E: 0 LOB: 0 K: 0 BB: 0 S: 7 P: 12	R: 0 H: 2 E: 0 LOB: 2 K: 0 BB: 0 S: 15 P: 20	R: 1 H: 1 E: 0 LOB: 3 K: 0 BB: 3 S: 14 P: 31	R: 0 H: 0 E: 0 LOB: 1 K: 0 BB: 1 S: 7 P: 14	R: 0 H: 0 E: 0 LOB: 0 K: 1 BB: 0 S: 5 P: 8	R: 0 H: 0 E: 0 LOB: 2 K: 1 BB: 1 S: 8 P: 14	1B: 4 SF: 0 2B: 1 SAC: 0 3B: 0 DP: 1 HR: 0 HBP: 0	WP: 0 PA: 36 PB: 0 SB: 2 CS: 0	
PITCHER Dustin Hermanson, R (1, 1) <small>ERA: 5.09</small> Anthony Telford, R (6, 1) <small>ERA: 3.52</small> Steve Kline, L (7, 1) <small>ERA: 3.78</small> Ugueth Urbina, R (9, 1) <small>ERA: 3.86</small>	IP WLS BF H R ER SO BB IBB HBP BLK WP HR S P ERA WHIP											PITCHER IP WLS BF H R ER SO BB IBB HBP BLK WP HR S P ERA WHIP

San Diego Padres @ Montreal Expos
 Olympic Stadium, Montreal, QB
 Sat Aug 07 1999, 7:05 PM EDT
 Att: 25,104 - Dome - 72 F

livebaseballscorecards.com

AB	30
R	1
H	4
RBI	1
BB	6
SO	5
LOB	12



Batter	1	2	3	4	5	6	7	8	9	AB	R	H	RBI	BB	SO	LOB
Orlando Cabrera, R OBP: 0.292, SLG: 0.403 (1, 6)	0-2 L8	1-1 P3		3-2 HR		3-3 K				4	1	1	2	0	1	3
Orlando Merced, S OBP: 0.358, SLG: 0.492 Manny Martinez, R OBP: 0.293, SLG: 0.372 (1, 7) (8, 8)	4-0 BB 2B		1-3 K	1-0 P7			2-2 F9			3	1	0	0	1	1	0
Jose Vidro, S OBP: 0.351, SLG: 0.502 Mike Mordecai, R OBP: 0.322, SLG: 0.400 (1, 4) (8, 4)	4-1 2B F7-2 BB		1-2 1B	1B	3-2 P5		3-2 F9			3	0	1	0	1	0	0
Vladimir Guerrero, R OBP: 0.364, SLG: 0.547 (1, 9)	1-0 2B		1-2 F9		0-0 2B		2-1 G3			4	0	2	1	0	0	1
Brad Fullmer, L OBP: 0.305, SLG: 0.479 (1, 3)	0-0 F7-2		2-1 SAFE 1B	1-2 1B	1-2 P6		2-3 K			4	0	1	0	0	1	3
Rondell White, R OBP: 0.347, SLG: 0.480 (1, 8) (8, 7)		2-1 E5 SH3 S	2-2 G1-3		1-3 K		2-3 K			4	0	0	0	0	2	3
Michael Barrett, R OBP: 0.339, SLG: 0.412 (1, 2)		4-1 SH3 BB		1-2 HR 3B		1-0 SH5-4 1B		2-2 FC5-4 1B		3	1	3	0	1	0	0
Shane Andrews, R OBP: 0.293, SLG: 0.313 (1, 5)		2-3 K		1-0 G1-3		0-0 F7		0-1 FC5-4		4	0	0	0	0	1	5
Dustin Hermanson, R OBP: 0.119, SLG: 0.051 Anthony Telford, R Steve Kline, S Ugueth Urbina, R (1, 1) (6, 1) (7, 1) (9, 1)		0-0 SH3		2-3 K		1-1 SH5-4				1	0	0	0	0	1	1

Inning Stats	R: 1	H: 1	E: 0	K: 0	S: 6	R: 0	H: 0	E: 1	K: 1	S: 9	R: 0	H: 2	E: 0	K: 1	S: 17	R: 2	H: 2	E: 0	K: 1	S: 11	R: 0	H: 1	E: 0	K: 1	S: 11	R: 0	H: 1	E: 0	K: 0	S: 9	R: 0	H: 1	E: 0	K: 2	S: 11
	LOB: 1	BB: 2	P: 15	LOB: 2	BB: 1	P: 18	LOB: 0	BB: 0	P: 24	LOB: 1	BB: 0	P: 16	LOB: 0	BB: 0	P: 13	LOB: 0	BB: 0	P: 16	LOB: 1	BB: 0	P: 17	LOB: 0	BB: 0	P: 15	LOB: 1	BB: 0	P: 17	LOB: 0	SF: 0	SAC: 2	DP: 1	HBP: 0	WP: 0	PA: 35	

PITCHER	IP	WLS	BF	H	R	ER	SO	BB	IBB	HBP	BLK	WP	HR	S	P	ERA	WHIP
Woody Williams, R ERA: 4.65 (1, 1)	6.0	L	28	7	3	3	5	3	0	0	0	0	1	62	105	4.50	1.667
Donne Wall, R ERA: 3.26 (7, 1)	2.0		7	1	0	0	2	0	0	0	0	0	0	20	33	0.00	0.500

BOTTOM

San Diego Padres @ Montreal Expos
Olympic Stadium, Montreal, QB

Sat Aug 07 1999, 7:05 PM EDT
Att. 25,104 - Dome - 72 F

livebaseballscorecards.com

AB	30
R	3
H	8
RBI	3
BB	3
SO	7
LOB	16



Batter	1	2	3	4	5	6	7	8	9	AB R H RBI BB SO LOB	TOP																
Eric Owens, R OBP: 0.350, SLG: 0.425 (1, 7)	1-1 G5-3		0-0 G1-6-3		4-0 FC4-6 BB		1-0 G5-3		1-1 F7	4 0 0 0 1 0 2																	
Carlos Baerga, S OBP: 0.265, SLG: 0.270 (1, 4) (8, 5)	1-3 K		2-2 FC4-6 1B		1-0 FC4-6		4-1 BB		2-3 K	4 0 1 0 1 2 3																	
Reggie Sanders, R OBP: 0.395, SLG: 0.557 (1, 9)	2-1 2B		0-2 G4-3		1-2 P4		0-1 L3			4 0 1 0 0 0 4																	
Phil Nevin, R OBP: 0.341, SLG: 0.562 (1, 5) Damian Jackson, R OBP: 0.327, SLG: 0.385 (8, PR) (8, 4)	2-3 K			0-1 P4		2-1 1B E 2B		1-2 CS S 1B		4 1 2 0 0 1 1 0 0 0 0 0 0 0																	
Wally Joyner, L OBP: 0.370, SLG: 0.343 (1, 3)		4-1 G4-1 BB		4-0 BB		2-2 F8		2-3 K		2 0 0 0 2 1 2																	
Ruben Rivera, R OBP: 0.303, SLG: 0.469 (1, 8)		0-0 P4		2-3 K		2-2 S SF8 1B		4-0 IBB		3 1 1 0 1 1 2																	
Ben Davis, S OBP: 0.335, SLG: 0.429 (1, 2)		0-0 G4-1		1-0 G4-3		3-2 SF8		1-0 G4-3		3 0 0 1 0 0 4																	
Chris Gomez, R OBP: 0.316, SLG: 0.274 (1, 6) Dave Magadan, L OBP: 0.364, SLG: 0.354 (9, PH)		2-2 G4-3			0-0 P3		2-2 G4-3		0-1 1B	3 0 0 0 0 0 1 1 0 1 0 0 0 0																	
Brian Boehringer, S OBP: 0.176, SLG: 0.067 (1, 1) John Vander Wal, L OBP: 0.364, SLG: 0.452 (7, PH) Carlos Reyes, S (7, 1) Dan Miceli, R (8, 1) Tony Gwynn, L OBP: 0.373, SLG: 0.443 (9, PH)			0-2 G1-6-3 1B		4-2 FC4-6 BB BB		2-3 K		1-3 K	1 0 1 0 1 0 0 1 0 0 0 0 1 0 0 0 0 0 0 0 0 0 0 0 0 0 0 0 1 0 0 0 0 1 1																	
Inning Stats	R: 0 E: 0 K: 2 S: 12	H: 1 LOB: 1 BB: 0 P: 18	R: 0 E: 0 K: 0 S: 7	H: 0 LOB: 1 BB: 1 P: 13	R: 0 E: 0 K: 0 S: 17	H: 2 LOB: 1 BB: 0 P: 19	R: 0 E: 0 K: 1 S: 7	H: 0 LOB: 1 BB: 1 P: 14	R: 0 E: 0 K: 0 S: 8	H: 0 LOB: 2 BB: 2 P: 18	R: 2 E: 0 K: 0 S: 20	H: 2 LOB: 0 BB: 0 P: 31	R: 0 E: 0 K: 1 S: 7	H: 0 LOB: 1 BB: 1 P: 14	R: 0 E: 0 K: 1 S: 7	H: 1 LOB: 1 BB: 1 P: 15	R: 0 E: 0 K: 2 S: 10	H: 1 LOB: 1 BB: 0 P: 14	1B: 5 2B: 2 3B: 0 HR: 0	SF: 1 SAC: 0 DP: 1 HBP: 0	WP: 0 PB: 0 SB: 3 CS: 1	PA: 38					
PITCHER	IP WLS BF H R ER SO BB IBB HBP BLK WP HR S P ERA WHIP																										
Javier Vazquez, R ERA: 5.23 (1, 1)	6.0		26	5	2	1	3	4	0	0	0	0	0	71	113	1.50	1.500										
Bobby Ayala, R ERA: 3.0 (7, 1)	1.0		5	1	0	0	1	1	0	0	0	0	0	10	18	0.00	2.000										
Steve Kline, L ERA: 3.7 (8, 1)	1.0	W	3	0	0	0	1	0	1	0	0	0	0	4	11	0.00	0.000										
Ugueth Urbina, R ERA: 3.78 (9, 1)	1.0	S	4	1	0	0	2	0	0	0	0	0	0	10	14	0.00	1.000										

San Diego Padres @ Montreal Expos
Olympic Stadium, Montreal, QB
Sun Aug 08 1999, 1:35 PM EDT
Att. 9,925 - Dome - 72 F

AB	31
R	2
H	7
RBI	1
BB	6
SO	7
LOB	20



Batter	1	2	3	4	5	6	7	8	9
James Mouton, R OBP: 0.378, SLG: 0.398 (1, 8) (8, 7)	2-2 1B	3-2 F9		0-0 F8		1-3 K		2-2 G5-3	
Orlando Merced, S OBP: 0.355, SLG: 0.485 Manny Martinez, R OBP: 0.293, SLG: 0.372 (1, 7) (8, 8)	0-1 F7		0-1 F7		1-0 1B		1-1 G3-1		
Jose Vidro, S OBP: 0.349, SLG: 0.498 (1, 4)	1-0 F8		0-0 1B		1-0 P5		0-2 G4-3		
Vladimir Guerrero, R OBP: 0.363, SLG: 0.547 (1, 9)	1-3 K		0-1 F7		1-2 2B		3-2 F8		
Brad Fullmer, L OBP: 0.304, SLG: 0.474 (1, 3)		0-1 F8		0-0 1B		0-0 F8		2-2 P5	
Chris Widger, R OBP: 0.332, SLG: 0.504 (1, 2)		0-0 1B		0-0 F9		0-2 G6-3		0-1 HR	
Shane Andrews, R OBP: 0.292, SLG: 0.327 (1, 5)		0-0 P6		0-1 G3-1		0-0 F8		3-0 HR	
Orlando Cabrera, R OBP: 0.293, SLG: 0.403 Mike Mordecai, R OBP: 0.325, SLG: 0.401 (1, 6) (5, 6)		1-1 1B		0-1 G5-3		1-0 1B		0-1 P7	
Javier Vazquez, R OBP: 0.331, SLG: 0.240 Rondell White, R OBP: 0.349, SLG: 0.480 Bobby Ayala, R OBP: 0.327, SLG: 0.395 Steve Kline, S OBP: 0.327, SLG: 0.395 Wilton Guerrero, S OBP: 0.327, SLG: 0.395 Ugueth Urbina, R (1, 1) (6, PH) (7, 1) (8, 1) (8, PH) (9, 1)		0-1 E8		1-1 1B		4-2 BB		2-2 1B	

Inning Stats	R: 0	H: 1	E: 0	K: 1	S: 9	R: 2	H: 3	E: 1	K: 0	S: 12	R: 0	H: 2	E: 0	K: 0	S: 7	R: 0	H: 1	E: 0	K: 0	S: 7	R: 0	H: 2	E: 0	K: 0	S: 10	R: 0	H: 1	E: 0	K: 1	S: 7	R: 0	H: 0	E: 0	K: 0	S: 11	R: 2	H: 3	E: 0	K: 0	S: 14
		LOB: 1		BB: 0	P: 13		LOB: 1		BB: 0	P: 16		LOB: 1		BB: 0	P: 7		LOB: 1		BB: 0	P: 8		LOB: 2		BB: 0	P: 13		LOB: 1		BB: 1	P: 13		LOB: 0		BB: 0	P: 15		LOB: 1		BB: 0	P: 23

PITCHER	IP	WLS	BF	H	R	ER	SO	BB	IBB	HBP	BLK	WP	HR	S	P	ERA	WHIP
Brian Boehringer, R ERA: 3.29 (1, 1)	6.0		28	10	2	1	2	1	0	0	0	0	0	52	70	1.50	1.833
Carlos Reyes, R ERA: 3.1 (7, 1)	1.1	L	6	2	2	2	0	0	0	0	0	0	2	17	26	13.50	1.500
Dan Miceli, R ERA: 4.5 (8, 1)	0.2		3	1	0	0	0	0	0	0	0	0	0	8	12	0.00	1.500

BOTTOM

San Diego Padres @ Montreal Expos
Olympic Stadium, Montreal, QB
Sun Aug 08 1999, 1:35 PM EDT
Att. 9,925 - Dome - 72 F

AB	R	H	RBI	BB	SO	LOB
5	0	1	0	0	1	4
4	0	1	0	0	0	1
0	0	0	0	0	0	0
4	0	1	0	0	0	2
4	0	1	0	0	1	2
4	0	1	0	0	0	2
4	2	2	1	0	0	4
4	1	1	1	0	0	1
2	1	1	0	0	0	0
2	0	1	0	0	0	0
2	0	2	1	0	0	0
0	0	0	0	1	0	0
0	0	0	0	0	0	0
0	0	0	0	0	0	0
1	0	1	0	0	0	0
0	0	0	0	0	0	0

AB	36
R	4
H	13
RBI	3
BB	1
SO	2
LOB	16



WP	PA
0	37
PB	1
SB	1
CS	0

Batter	1	2	3	4	5	6	7	8	9	AB R H RBI BB SO LOB	TOP
--------	---	---	---	---	---	---	---	---	---	----------------------	-----

Ruben Rivera, R <small>(1, 8) OBP: 0.307, SLG: 0.468</small>	0-1 		0-3 		0-0 		4-0 		2-2 	3 0 1 0 1 1 0	
Tony Gwynn, L <small>(1, 9) OBP: 0.374, SLG: 0.439</small>	1-0 		4-1 		0-1 		0-1 		1-2 	4 0 1 0 1 0 5	
Reggie Sanders, R <small>(1, 7) OBP: 0.396, SLG: 0.555</small>	3-2 		4-2 		0-2 				3-1 	3 0 1 0 1 0 1	
Phil Nevin, R <small>(1, 2) OBP: 0.335, SLG: 0.551</small>	1-0 		1-0 		0-0 				2-2 	4 0 0 0 0 0 4	
Wally Joyner, L <small>(1, 3) OBP: 0.368, SLG: 0.341</small>		2-0 	3-1 				1-2 		1-1 	4 0 1 0 0 0 2	
Dave Magadan, L <small>(1, 5) OBP: 0.370, SLG: 0.358</small>		3-1 		4-1 			0-2 		2-3 	3 0 2 0 1 1 1	
Carlos Baerga, S <small>(1, 4) OBP: 0.254, SLG: 0.258</small>				2-1 			0-0 		2-0 	3 0 0 0 0 0 3	
Damian Jackson, R <small>(1, 6) OBP: 0.324, SLG: 0.380</small>		2-1 		3-2 			3-3 		2-3 	4 0 0 0 0 2 4	
Matt Clement, R <small>(1, 1) OBP: 0.139, SLG: 0.088</small> Carlos Almanzar, R <small>(6, 1) OBP: 0.351, SLG: 0.424</small> Eric Owens, R <small>(6, 4) OBP: 0.367, SLG: 0.455</small> John Vander Wal, L <small>(9, PH) OBP: 0.367, SLG: 0.455</small>		0-1 		2-2 			2-2 		4-1 	2 0 0 0 0 0 3 0 0 0 0 0 0 0 1 0 0 0 1 0 0 1 0 1 0 0 0 0	

Inning Stats	R: 0 H: 2 E: 0 LOB: 1 K: 0 BB: 0 S: 8 P: 13	R: 0 H: 1 E: 1 LOB: 2 K: 0 BB: 0 P: 15	R: 0 H: 0 E: 0 LOB: 2 K: 1 BB: 2 S: 10 P: 22	R: 0 H: 0 E: 0 LOB: 1 K: 0 BB: 1 S: 9 P: 20	R: 0 H: 1 E: 0 LOB: 1 K: 0 BB: 0 S: 7 P: 7	R: 0 H: 1 E: 0 LOB: 0 K: 0 BB: 0 S: 9 P: 10	R: 0 H: 0 E: 0 LOB: 1 K: 1 BB: 1 S: 8 P: 17	R: 0 H: 1 E: 0 LOB: 1 K: 1 BB: 0 S: 12 P: 20	R: 0 H: 1 E: 0 LOB: 2 K: 1 BB: 1 S: 11 P: 22	1B: 7 SF: 0 2B: 0 SAC: 0 3B: 0 DP: 1 HR: 0 HBP: 1	WP: 0 PA: 38 PB: 0 SB: 0 CS: 1
--------------	---	--	--	---	--	---	---	--	--	---	--------------------------------

PITCHER	IP WLS BF H R ER SO BB IBB HBP BLK WP HR S P ERA WHIP	IP WLS BF H R ER SO BB IBB HBP BLK WP HR S P ERA WHIP
Jeremy Powell, R <small>(1, 1) ERA: 2.49</small> Guillermo Mota, R <small>(9, 1) ERA: 2.35</small> Anthony Telford, R <small>(9, 1) ERA: 3.48</small>	8.0 W 33 6 0 0 3 4 0 0 0 0 0 0 71 124 0.00 1.250 0.1 4 1 0 0 1 1 0 1 0 0 0 8 18 0.00 6.000 0.2 1 0 0 0 0 0 0 0 0 0 0 3 4 0.00 0.000	ERA WHIP

San Diego Padres @ Montreal Expos
 Olympic Stadium, Montreal, QB
 Mon Aug 09 1999, 7:05 PM EDT
 Att. 7,545 - Dome - 72 F

AB	32
R	0
H	7
RBI	0
BB	5
SO	4
LOB	23



Batter	1	2	3	4	5	6	7	8	9
Jose Vidro, S OBP: 0.347, SLG: 0.503 (1, 4)	F9		G6-3	F7		HR		F9	
Orlando Merced, S OBP: 0.357, SLG: 0.478 James Mouton, R OBP: 0.378, SLG: 0.398 (8, PR) (9, 7)	G1-3		F7		G6-3	G6-3 BB		WP 1B	
Michael Barrett, R OBP: 0.338, SLG: 0.410 Shane Andrews, R OBP: 0.291, SLG: 0.325 (1, 5) (7, 5)	F8			P6	1B	G6-3		K	
Vladimir Guerrero, R OBP: 0.362, SLG: 0.546 (1, 9)		G5-3		2B	P4		G6-3		
Brad Fullmer, L OBP: 0.313, SLG: 0.500 (1, 3)		HBP 1B		2B	G5-3		HR		
Rondell White, R OBP: 0.353, SLG: 0.478 Manny Martinez, R OBP: 0.293, SLG: 0.372 (1, 8) (8, 8)		HBP		2B		1B HR	K		
Chris Widger, R OBP: 0.331, SLG: 0.500 (1, 2)		K		K		1B HR	K		
Geoff Blum, S OBP: 0.500, SLG: 0.750 (1, 6)		K		2B		HR	P4		
Jeremy Powell, R OBP: 0.154, SLG: 0.083 Wilton Guerrero, S OBP: 0.324, SLG: 0.398 Guillermo Mota, R OBP: 1.000, SLG: 4.000 Anthony Telford, R (9, 1) (9, 1)			L4			K		WP 1B	

AB	R	H	RBI	BB	SO	LOB
5	1	1	4	0	0	3
4	0	1	0	1	0	0
0	0	0	0	0	0	0
4	0	1	0	0	0	1
1	0	0	0	0	1	2
4	1	1	0	0	0	1
4	2	3	2	0	0	1
1	2	0	0	2	1	0
0	0	0	0	0	0	0
4	1	1	0	0	3	4
4	1	2	2	0	1	2
2	0	0	0	1	1	3
1	0	1	0	0	0	0
0	0	0	0	0	0	0
0	0	0	0	0	0	0

AB	R	H	RBI	BB	SO	LOB
34	8	11	8	4	7	17

Inning Stats	R	H	E	K	S	H	LOB	BB	P
R: 0 E: 0 K: 0 S: 8	H: 0 LOB: 0 BB: 0 P: 14	R: 0 E: 0 K: 2 S: 10	H: 1 LOB: 2 BB: 0 P: 19	R: 0 E: 0 K: 0 S: 8	H: 0 LOB: 0 BB: 0 P: 12	R: 3 E: 0 K: 1 S: 17	H: 3 LOB: 2 BB: 2 P: 34	R: 0 E: 0 K: 0 S: 4	H: 1 LOB: 1 BB: 0 P: 7
R: 4 E: 0 K: 1 S: 11	H: 3 LOB: 0 BB: 2 P: 20	R: 1 E: 0 K: 2 S: 9	H: 1 LOB: 0 BB: 0 P: 17	R: 0 E: 0 K: 1 S: 11	H: 2 LOB: 3 BB: 0 P: 16				

PITCHER	IP	WLS	BF	H	R	ER	SO	BB	IBB	HBP	BLK	WP	HR	S	P	ERA	WHIP
Matt Clement, R ERA: 4.99 (1, 1)	5.0	L	25	6	5	5	3	3	0	1	0	0	0	48	91	9.00	1.800
Carlos Almanzar, R ERA: 6.14 (6, 1)	3.0		14	5	3	3	4	1	0	0	0	1	2	30	48	9.00	2.000

PITCHER	IP	WLS	BF	H	R	ER	SO	BB	IBB	HBP	BLK	WP	HR	S	P	ERA	WHIP
WP: 1 PB: 1 SB: 0 CS: 0	PA: 39																

San Diego Padres @ Montreal Expos
Olympic Stadium, Montreal, QB
Mon Aug 09 1999, 7:05 PM EDT
Att. 7,545 - Dome - 72 F

livebaseballscorecards.com



Batter	1	2	3	4	5	6	7	8	9	AB	R	H	RBI	BB	SO	LOB	TOP										
Eric Owens, R (1, 3) OBP: 0.350, SLG: 0.420 Wally Joyner, L (6, 3) OBP: 0.367, SLG: 0.339	2-3 K		1-1 G6-3	1-0 G5-3		4-1 FC3-6 BB		0-0 F9		3	0	0	0	1	1	2											
Tony Gwynn, L (1, 9) OBP: 0.374, SLG: 0.443 Ed Giovanola, L (9, PR) OBP: 0.317, SLG: 0.255	1-2 G4-3		0-1 L3		0-0 2B	1-1 FC3-6		1-1 1B		5	0	2	0	0	0	3											
Reggie Sanders, R (1, 7) OBP: 0.393, SLG: 0.548	4-2 BB BB			3-2 G6-3	1-0 G6-3		1-3 K		2-3 K	4	0	0	0	1	2	2											
Phil Nevin, R (1, 5) OBP: 0.341, SLG: 0.547	1 SAFE BB 1 SAFE BB	4-0 1-2 BB		4-1 FC6-4 BB	2-3 K		0-1 1B 1B		2-0 F9	3	0	1	0	2	1	2											
Ruben Rivera, R (1, 8) OBP: 0.302, SLG: 0.460	3-3 K			0-0 FC6-4 BB 2B	3-1 F7		0-0 F9		3-3 K	5	1	0	0	0	2	6											
Carlos Baerga, S (1, 4) OBP: 0.293, SLG: 0.290		2-0 G5-4-3 1B		4-2 SAFE SAFE 1-2 2B BB		1-1 1B G3 1B	1-0 S 1B			3	1	3	0	1	0	0											
Ben Davis, S (1, 2) OBP: 0.333, SLG: 0.430		2-1 F9		0-0 1-H 2-H 2B 2B		3-1 G3 1-2	3-3 K			4	1	1	2	0	1	4											
Chris Gomez, R (1, 6) OBP: 0.314, SLG: 0.268		2-1 SAFE SAFE G5-4-3 1-2f		4-1 2B BB		0-3 K		2-2 G4-3		3	0	0	0	1	1	2											
Andy Ashby, R (1, 1) OBP: 0.200, SLG: 0.209 Damian Jackson, R (8, PH) OBP: 0.323, SLG: 0.379 Donne Wall, R (8, 1)			1-1 G6-3	0-0 1-3 2-H 2B		2-0 BB 1B		3-3 K		3	0	2	1	0	0	0											
Inning Stats	R: 0 E: 0 K: 2 S: 16	H: 0 LOB: 2 BB: 2 P: 30	R: 0 E: 0 K: 0 S: 5	H: 1 LOB: 0 BB: 0 P: 11	R: 0 E: 0 K: 0 S: 6	H: 0 LOB: 0 BB: 0 P: 8	R: 3 E: 0 K: 0 S: 13	H: 2 LOB: 2 BB: 3 P: 29	R: 0 E: 0 K: 1 S: 7	H: 1 LOB: 1 BB: 0 P: 13	R: 0 E: 0 K: 1 S: 11	H: 2 LOB: 3 BB: 1 P: 22	R: 0 E: 0 K: 2 S: 11	H: 2 LOB: 2 BB: 0 P: 16	R: 0 E: 0 K: 1 S: 7	H: 0 LOB: 0 BB: 0 P: 12	R: 0 E: 0 K: 2 S: 9	H: 1 LOB: 1 BB: 0 P: 17	1B: 6 2B: 3 3B: 0 HR: 0	SF: 0 SAC: 0 DP: 1 HBP: 0	WP: 0 PB: 0 SB: 1 CS: 0	PA: 41					
PITCHER	IP	WLS	BF	H	R	ER	SO	BB	IBB	HBP	BLK	WP	HR	S	P	ERA	WHIP										
Kenny Rogers, L (1, 1) ERA: 4.26	6.0		29	6	3	3	4	6	0	0	0	0	0	58	113	4.50	2.000										
Turk Wendell, R (7, 1) ERA: 2.74	1.0	W	5	2	0	0	2	0	0	0	0	0	0	11	16	0.00	2.000										
Dennis Cook, L (8, 1) ERA: 2.91	1.0	H	3	0	0	0	1	0	0	0	0	0	0	7	12	0.00	0.000										
Armando Benitez, R (9, 1) ERA: 2.18	1.0	S	4	1	0	0	2	0	0	0	0	0	0	9	17	0.00	1.000										

San Diego Padres @ New York Mets
Shea Stadium, Flushing, NY
Tue Aug 10 1999, 7:40 PM EDT
Att. 32,101 - Overcast - 73 F

livebaseballscorecards.com

AB	35
R	3
H	9
RBI	3
BB	6
SO	9
LOB	21



Batter	1	2	3	4	5	6	7	8	9	AB R H RBI BB SO LOB	TOP																									
Damian Jackson, R (1, 6) OBP: 0.324, SLG: 0.375	4-2 G5-3 1B S BB	0-3 K			2-1 2B FC5-2 HBP	1-1 F7			1-0 G5-3	3 1 0 0 1 1 0																										
Eric Owens, R (1, 8) OBP: 0.347, SLG: 0.419	0-2 G5-3 1-3	1-0 L5			1-2 1B 2B			0-3 K	0-3 K	5 1 1 0 0 2 1																										
Tony Gwynn, L (1, 9) OBP: 0.374, SLG: 0.441	2-2 BB SF7 1B				0-2 FC5-2 1B SF8			3-3 K	0-1 G5-3	3 2 1 1 0 0 2 2 0 0 0 0 1 0																										
Ruben Rivera, R (5, 8) OBP: 0.301, SLG: 0.456																																				
John Vander Wal, L (1, 7) OBP: 0.374, SLG: 0.463	4-2 BB 1-2 BB				0-2 G3-1 2B			3-3 K		3 1 2 1 1 1 0																										
Wally Joyner, L (1, 3) OBP: 0.369, SLG: 0.338	4-0 BB 1-2 2-3 BB				0-2 G3-1 2-3			1-0 SF8 1B BB	4-2 1B BB	1 0 0 1 2 0 1																										
Phil Nevin, R (1, 5) OBP: 0.339, SLG: 0.549	1-0 SF7 3-H				1-3 K			0-3 K		3 0 1 2 0 2 2																										
Carlos Baerga, S (1, 4) OBP: 0.316, SLG: 0.296	4-1 1-2 2-3 BB				4-0 G6-4-3 BB			1-1 1B		2 0 1 0 2 0 1 0 0 0 0 0 0 0																										
Ed Giovanola, L (8, PR) OBP: 0.317, SLG: 0.255								1-2 1B																												
Ben Davis, S (1, 2) OBP: 0.325, SLG: 0.419	1-3 K				1-2 G6-4-3 1-2f			1-0 F8	1-0 F8	4 0 0 0 0 1 6																										
Sterling Hitchcock, L (1, 1) OBP: 0.130, SLG: 0.070					0-3 K			1-2 B1-3																												
Will Cunnane, R (5, 1) OBP: 0.130, SLG: 0.070																																				
Carlos Almanzar, R (7, 1) OBP: 0.130, SLG: 0.070																																				
Carlos Reyes, S (7, 1) OBP: 0.130, SLG: 0.070																																				
Dave Magadan, L (8, PH) OBP: 0.369, SLG: 0.338																																				
Dan Miceli, R (8, 1) OBP: 0.369, SLG: 0.338																																				
Inning Stats	R: 2 E: 0 K: 1 S: 20	H: 1 LOB: 3 BB: 4 P: 40	R: 0 E: 0 K: 2 S: 7	H: 0 LOB: 0 BB: 0 P: 11	R: 0 E: 0 K: 1 S: 14	H: 1 LOB: 1 BB: 0 P: 16	R: 0 E: 0 K: 1 S: 7	H: 0 LOB: 0 BB: 1 P: 12	R: 3 E: 0 K: 0 S: 17	H: 3 LOB: 1 BB: 0 P: 25	R: 0 E: 0 K: 0 S: 6	H: 0 LOB: 0 BB: 0 P: 9	R: 0 E: 0 K: 3 S: 9	H: 0 LOB: 0 BB: 0 P: 15	R: 0 E: 0 K: 1 S: 12	H: 1 LOB: 2 BB: 1 P: 20	R: 0 E: 0 K: 1 S: 6	H: 0 LOB: 0 BB: 0 P: 7	1B: 3 2B: 3 3B: 0 HR: 0	SF: 2 SAC: 0 DP: 1 HBP: 1	WP: 0 PB: 0 SB: 1 CS: 0	PA: 39														
PITCHER	IP WLS BF H R ER SO BB IBB HBP BLK WP HR S P ERA WHIP																																			
Octavio Dotel, R (1, 1) ERA: 5.93	4.1		22	4	5	5	5	5	0	1	0	0	0	59	95	10.38	2.077																			
Chuck McElroy, L (5, 1) ERA: 5.96	0.1		1	0	0	0	0	0	0	0	0	0	1	2	0.00	0.000																				
Pat Mahomes, R (5, 1) ERA: 3.4	2.1	W	8	1	0	0	3	0	0	0	0	0	0	20	31	0.00	0.429																			
Jeff Tam, R (8, 1) ERA: 11.57	2.0		8	1	0	0	2	1	0	0	0	0	0	18	27	0.00	1.000																			

San Diego Padres @ New York Mets
Shea Stadium, Flushing, NY

AB 30
R 5
H 6
RBI 5
BB 6
SO 10
LOB 15



Wed Aug 11 1999, 7:40 PM EDT
Att. 34,232 - Cloudy - 81 F

livebaseballscorecards.com

Batter	1	2	3	4	5	6	7	8	9
Rickey Henderson, R (1, 7) Darryl Hamilton, L (8, 8)	0-0 BLK HR 1B		2-2 L1		4-0 2B BB	4-1 G5-3 BB	4-0 1B BB		
Edgardo Alfonzo, R (1, 4)	3-2 HR 1-H		3-3 K		1-1 31 1B 2B	2-1 G5-3	4-0 31 WP 1B BB		
John Olerud, L (1, 3) Todd Pratt, R (8, 2)	1-0 F8		3-3 K		2-1 G1-3	4-0 IBB	2-1 31 WP 1B		
31 Mike Piazza, R (1, 2) Jeff Tam, R (8, 1)	2-1 F7			1-0 1B 2B	1-0 E 1B	2-2 F9	1-2 1B		
Robin Ventura, L (1, 5)	2-1 2B			2-3 K	1-0 F8		HR L7		
Benny Agbayani, R (1, 9) Roger Cedeno, S (7, 9)	2-3 K		2-3 K	2-3 K	3-2 E 1B		2-0 BB G5-3 1B	4-2 G6-4-3 BB	
Shawon Dunston, R (1, 8) (8, 7)		2-1 G6-3		1-1 1B	2-0 E8 1B		2-0 G5-3	2-3 K	
Rey Ordonez, R (1, 6)		1-0 G5-3		3-3 K	2-3 K		0-1 G5-3	0-1 G6-4-3	
Octavio Dotel, R (1, 1) Chuck McElroy, L (5, 1) Pat Mahomes, R (5, 1) Matt Franco, L (7, PH) (8, 3)		0-0 G4-3			0-2 BB 2B 1B	1-3 K	4-0 BB BB 1B IBB		

Inning Stats	R: 2 E: 0 K: 1 S: 13	H: 3 LOB: 1 BB: 0 P: 23	R: 0 E: 0 K: 0 S: 4	H: 0 LOB: 0 BB: 0 P: 7	R: 0 E: 0 K: 2 S: 9	H: 0 LOB: 0 BB: 0 P: 17	R: 0 E: 0 K: 3 S: 12	H: 2 LOB: 2 BB: 0 P: 21	R: 4 E: 1 K: 1 S: 21	H: 5 LOB: 2 BB: 1 P: 37	R: 0 E: 0 K: 1 S: 10	H: 0 LOB: 2 BB: 2 P: 23	R: 6 E: 0 K: 0 S: 11	H: 4 LOB: 1 BB: 3 P: 32	R: 0 E: 0 K: 1 S: 10	H: 0 LOB: 0 BB: 1 P: 16
--------------	-------------------------------	----------------------------------	------------------------------	---------------------------------	------------------------------	----------------------------------	-------------------------------	----------------------------------	-------------------------------	----------------------------------	-------------------------------	----------------------------------	-------------------------------	----------------------------------	-------------------------------	----------------------------------

PITCHER	IP	WLS	BF	H	R	ER	SO	BB	IBB	HBP	BLK	WP	HR	S	P	ERA	WHIP
Sterling Hitchcock, L (1, 1) ERA: 4.4	4.2	L	25	10	6	6	6	1	0	0	1	0	1	53	97	11.57	2.357
Will Cunnane, R (5, 1) ERA: 4.74	1.1		8	2	2	2	2	1	1	0	0	0	1	18	36	13.50	2.250
Carlos Almanzar, R (7, 1) ERA: 6.6	0.2		4	0	0	0	0	1	1	0	0	0	0	3	13	0.00	1.500
Carlos Reyes, R (7, 1) ERA: 3.39	0.1		4	2	4	4	0	1	0	0	0	1	0	6	14	108.00	9.000
Dan Miceli, R (8, 1) ERA: 4.41	1.0		3	0	0	0	1	1	0	0	0	0	0	10	16	0.00	1.000

AB	R	H	RBI	BB	SO	LOB
2	3	1	0	3	0	0
0	0	0	0	0	0	0
4	3	2	5	1	1	1
4	1	1	2	1	1	1
0	0	0	0	0	0	0
5	1	3	3	0	0	2
0	0	0	0	0	0	0
5	1	2	1	0	1	3
3	0	1	0	0	2	2
1	1	1	0	1	0	0
5	0	2	1	0	1	2
5	0	0	0	0	2	6
1	0	0	0	0	0	0
0	0	0	0	0	0	0
2	1	1	0	0	1	0
0	1	0	0	1	0	0

AB	37
R	12
H	14
RBI	12
BB	7
SO	9
LOB	17



San Diego Padres @ New York Mets
 Shea Stadium, Flushing, NY
 Wed Aug 11 1999, 7:40 PM EDT
 Att: 34,232 - Cloudy - 81 F

livebaseballscorecards.com

WP	PA
1	44
PB: 0	
SB: 0	
CS: 0	

Batter	1	2	3	4	5	6	7	8	9	AB R H RBI BB SO LOB	TOP		
Damian Jackson, R (1, 4) OBP: 0.322, SLG: 0.372	2-2 P4		0-1 P6		1-1 HR 1B		0-0 P5		0-3 K	5 1 1 1 0 1 0			
Eric Owens, R (1, 7) OBP: 0.346, SLG: 0.426	0-3 K		0-0 G5-3		0-1 HR		2-1 G5-3			4 1 1 2 0 1 0			
Reggie Sanders, R (1, 9) OBP: 0.389, SLG: 0.541	1-3 K			1-1 F8	2-2 F7		0-1 F8			4 0 0 0 0 1 0			
Phil Nevin, R (1, 5) OBP: 0.346, SLG: 0.549		4-2 G4-3 BB		4-1 BB E BB	1-2 FC4-6 1B		1-1 F9			2 0 1 0 2 0 0			
Wally Joyner, L (1, 3) OBP: 0.364, SLG: 0.332		3-2 G4-3		0-1 E3 BB	1-2 FC4-6		2-1 G3			4 0 0 0 0 0 3			
Ruben Rivera, R (1, 8) OBP: 0.303, SLG: 0.459		3-3 K		4-2 G5-4-3 BB		3-2 P4	2-2 K			3 0 1 0 1 1 1			
Ben Davis, S (1, 2) OBP: 0.324, SLG: 0.411		4-1 BB		2-2 G5-4-3		3-2 E9	1-1 G4-3			3 0 0 0 1 0 4			
Chris Gomez, R (1, 6) OBP: 0.313, SLG: 0.275		2-3 K			0-2 G6-3 1B 2B	1-0 F7			0-3 K	4 1 1 0 0 2 3			
Woody Williams, R (1, 1) OBP: 0.180, SLG: 0.188 Dave Magadan, L (8, PH) OBP: 0.367, SLG: 0.355 Carlos Reyes, S (6, 1) Carlos Almanzar, R (7, 1) Trevor Hoffman, R (8, 1) John Vander Wal, L (9, PH) OBP: 0.373, SLG: 0.461			1-1 L5		0-0 G6-3	1-1 G3			0-2 F7	2 0 0 0 0 0 1 1 0 0 0 0 0 1 0 1 0 0 0 0 0 0			
Inning Stats	R: 0 E: 0 K: 2 S: 9 H: 0 LOB: 0 BB: 0 P: 12	R: 0 E: 0 K: 2 S: 16 H: 0 LOB: 2 BB: 2 P: 32	R: 0 E: 0 K: 0 S: 5 H: 0 LOB: 0 BB: 0 P: 6	R: 0 E: 1 K: 0 S: 10 H: 0 LOB: 2 BB: 2 P: 21	R: 3 E: 0 K: 0 S: 18 H: 4 LOB: 1 BB: 0 P: 23	R: 0 E: 1 K: 0 S: 12 H: 0 LOB: 1 BB: 0 P: 20	R: 0 E: 0 K: 0 S: 5 H: 0 LOB: 0 BB: 0 P: 7	R: 0 E: 0 K: 0 S: 10 H: 1 LOB: 1 BB: 0 P: 16	R: 0 E: 0 K: 2 S: 9 H: 0 LOB: 0 BB: 0 P: 9	1B: 2 2B: 2 3B: 0 HR: 1 SF: 0 SAC: 0 DP: 1 HBP: 0	WP: 0 PB: 0 SB: 0 CS: 0 PA: 37		
PITCHER	IP WLS BF H R ER SO BB IBB HBP BLK WP HR S P ERA WHIP											PITCHER	IP WLS BF H R ER SO BB IBB HBP BLK WP HR S P ERA WHIP
Al Leiter, L (1, 1) ERA: 4.38	7.0 W 30 4 3 3 4 4 0 0 0 0 0 1 75 121 3.86 1.143												
Chuck McElroy, L (8, 1) ERA: 5.83	1.0 4 1 0 0 0 0 0 0 0 0 0 0 10 16 0.00 1.000												
Armando Benitez, R (9, 1) ERA: 2.15	1.0 3 0 0 0 0 2 0 0 0 0 0 0 9 9 0.00 0.000												

San Diego Padres @ New York Mets
Shea Stadium, Flushing, NY
Thu Aug 12 1999, 12:10 PM EDT
Att. 32,062 - Cloudy - 78 F

livebaseballscorecards.com

AB	33
R	3
H	5
RBI	3
BB	4
SO	6
LOB	13



Batter	1	2	3	4	5	6	7	8	9
Roger Cedeno, S OBP: 0.403, SLG: 0.418 (1, 9)	1-2 G4-3 1B		3-2 HR	1-1 L6	3-3 K			2-3 K	
Edgardo Alfonzo, R OBP: 0.384, SLG: 0.507 Chuck McElroy, L (8, 1)	1-0 E8 G4-3 SF8 1B		1-3 K	2-2 F9		0-1 F9		4-2 BB	
Matt Franco, L OBP: 0.363, SLG: 0.410 (8, PH) (9, 3)			1-1 1B	1-1 G3		1-1 G6-3		0-3 K	
John Olerud, L OBP: 0.436, SLG: 0.478 Armando Benitez, R (9, 1)	0-0 G4-3		1-1 2B					0-3 K	
Robin Ventura, L OBP: 0.380, SLG: 0.563 (1, 5)	3-2 SF8		3-2 1B SF9 1B		1-3 K	1-3 K		2-3 K	
Darryl Hamilton, L OBP: 0.383, SLG: 0.415 (1, 8)	3-1 HR		2-2 SF9 1B		4-2 1B 2B BB		3-1 G3 1B		
Shawon Dunston, R OBP: 0.342, SLG: 0.463 (1, 7)	0-1 F7		0-1 SF9		0-0 1B 2B 1B		0-2 G3		
Todd Pratt, R OBP: 0.366, SLG: 0.379 (1, 2)			4-1 BB		1-3 K		1-3 K		
Rey Ordonez, R OBP: 0.296, SLG: 0.305 (1, 6)			2-2 G6-3		2-1 2B 1B		4-2 BB		
Al Leiter, L OBP: 0.146, SLG: 0.154 Luis Lopez, S OBP: 0.343, SLG: 0.356 (7, PH) (8, 4)			1-0 G5-3		1-2 2B 1B		2-3 BB		
			0-0 F8		4-0 BB		2-1 2B		

AB	R	H	RBI	BB	SO	LOB
5	2	2	1	0	2	2
4	1	1	0	0	1	1
0	0	0	0	0	0	0
0	0	0	0	1	0	0
5	1	1	1	0	1	3
0	0	0	0	0	0	0
4	1	1	2	0	3	1
3	2	3	1	1	0	0
3	1	1	1	0	0	1
3	0	0	0	1	3	3
3	1	1	0	1	0	2
2	0	1	3	1	0	0
1	0	0	0	0	1	2

BOTTOM	
AB	33
R	9
H	11
RBI	9
BB	5
SO	11
LOB	15

1B	2B	3B	HR	SF	SAC	DP	HBP	WP	PA
7	2	0	2	2	0	0	0	0	40

PITCHER	IP	WLS	BF	H	R	ER	SO	BB	IBB	HBP	BLK	WP	HR	S	P	ERA	WHIP
Woody Williams, R ERA: 5.04	(1, 1)	5.0	L	28	10	9	9	5	3	0	0	0	2	61	107	16.20	2.600
Carlos Reyes, R ERA: 3.34	(6, 1)	1.0		3	0	0	1	0	0	0	0	0	7	9	0.00	0.000	
Carlos Almanzar, R ERA: 6.39	(7, 1)	1.0		5	1	0	2	1	0	0	0	0	15	25	0.00	2.000	
Trevor Hoffman, R ERA: 2.81	(8, 1)	1.0		4	0	0	3	1	0	0	0	0	12	20	0.00	1.000	

San Diego Padres @ New York Mets
 Shea Stadium, Flushing, NY
 Thu Aug 12 1999, 12:10 PM EDT
 Att: 32,062 - Cloudy - 78 F



Batter	1	2	3	4	5	6	7	8	9	AB R H RBI BB SO LOB	TOP											
Luis Castillo, S OBP: 0.368, SLG: 0.354 (1, 4)	0-2 G6-3	1-1 G4-3		1-1 G4-3			2-1 1B		2-3 K	5 1 1 0 0 1 5												
Dave Berg, R OBP: 0.374, SLG: 0.404 (1, 6)	2-0 SF7 1B		2-2 P3		3-1 F8		3-2 L8		3-0 F8	5 1 1 0 0 0 2												
Bruce Aven, R OBP: 0.379, SLG: 0.486 (1, 7)	0-0 E7 1B		1-1 L7		0-0 HR		0-0 1B			4 1 3 2 0 0 0												
Kevin Millar, R OBP: 0.387, SLG: 0.468 (1, 3)	1-2 SF7		3-2 G5-3		0-0 P8		3-3 K			3 0 0 1 0 1 1												
Mark Kotsay, L OBP: 0.304, SLG: 0.407 (1, 9)	2-3 K			0-0 G5-4-3 1B		0-0 G4-3		0-0 FC5-4 1B		4 0 2 0 0 1 1												
Preston Wilson, R OBP: 0.336, SLG: 0.520 (1, 8)		2-0 G4-3		2-1 G5-4-3		0-1 G4-3		2-0 FC5-4		4 0 0 0 0 0 2												
Jesus Sanchez, L OBP: 0.167, SLG: 0.091 (8, 1)				1-2f				1-2f		0 0 0 0 0 0 0												
Braden Looper, R (8, 1)										0 0 0 0 0 0 0												
Antonio Alfonseca, R (9, 1)										0 0 0 0 0 0 0												
Mike Lowell, R OBP: 0.340, SLG: 0.426 (1, 5)		1-1 L7		0-1 1B		2-2 G4-6-3 1B		0-1 G5-4-3		4 1 2 0 0 0 1												
Mike Redmond, R OBP: 0.359, SLG: 0.326 (1, 2)		0-1 E		1-2 1B		1-2 G4-6-3		1-2 1-2f		4 0 3 0 0 0 1												
Brian Meadows, R OBP: 0.200, SLG: 0.211 (1, 1)		0-1 E6		3-2 1B			1-1 G6-3		1-1 F7	3 0 1 1 0 0 1												
Todd Dunwoody, L OBP: 0.276, SLG: 0.319 (8, 8)		1-2 1B		1-2 3-H 1B						1 0 0 0 0 0 1												
Inning Stats	R: 1 E: 1 K: 1 S: 12	H: 2 LOB: 1 BB: 0 P: 17	R: 0 E: 1 K: 0 S: 9	H: 1 LOB: 2 BB: 0 P: 13	R: 0 E: 0 K: 0 S: 9	H: 0 LOB: 0 BB: 0 P: 15	R: 1 E: 0 K: 0 S: 13	H: 4 LOB: 2 BB: 0 P: 20	R: 1 E: 0 K: 0 S: 5	H: 1 LOB: 0 BB: 0 P: 8	R: 0 E: 0 K: 0 S: 10	H: 1 LOB: 0 BB: 0 P: 13	R: 1 E: 0 K: 1 S: 11	H: 2 LOB: 1 BB: 0 P: 20	R: 0 E: 0 K: 0 S: 4	H: 1 LOB: 0 BB: 0 P: 6	R: 0 E: 0 K: 1 S: 11	H: 1 LOB: 1 BB: 0 P: 20	1B: 11 2B: 1 3B: 0 HR: 1	SF: 1 SAC: 0 DP: 3 HBP: 0	WP: 0 PB: 0 SB: 1 CS: 0	PA: 38
PITCHER	IP WLS BF H R ER SO BB IBB HBP BLK WP HR S P ERA WHIP																					
Brian Boehringer, R ERA: 3.24 (1, 1)	4.0 L 19 7 2 1 1 0 0 0 0 0 0 0 43 65 2.25 1.750																					
Will Cunnane, R ERA: 4.94 (5, 1)	2.2 11 4 2 2 0 0 0 0 0 0 0 1 23 35 6.75 1.500																					
Donne Wall, R ERA: 3.12 (7, 1)	1.1 4 1 0 0 1 0 0 0 0 0 0 0 7 12 0.00 0.750																					
Dan Miceli, R ERA: 4.32 (9, 1)	1.0 4 1 0 0 1 0 0 0 0 0 0 0 11 20 0.00 1.000																					

Florida Marlins @ San Diego Padres
Qualcomm Stadium, San Diego, CA

Fri Aug 13 1999, 10:05 PM EDT
Att. 48,743 - Unknown - 71 F

livebaseballscorecards.com

AB	37
R	4
H	13
RBI	4
BB	0
SO	3
LOB	15



Batter	1	2	3	4	5	6	7	8	9	AB	R	H	RBI	BB	SO	LOB	BOTTOM											
Eric Owens, R (1, 8) OBP: 0.344, SLG: 0.426	2-2 G6-3		1-0 G6-3		2-0 G4-3			2-0 1B	0-1 L3	5	1	1	0	0	0	3	Florida Marlins @ San Diego Padres Qualcomm Stadium, San Diego, CA Fri Aug 13 1999, 10:05 PM EDT Att: 48,743 - Unknown - 71 F											
Tony Gwynn, L (1, 9) OBP: 0.372, SLG: 0.438	1-1 P4		0-1 G4-3		0-1 G4-3			1-0 1B		4	0	1	1	0	0	1												
Reggie Sanders, R (1, 7) OBP: 0.390, SLG: 0.538	4-2 1B BB			0-0 E6 1B E		4-2 CS BB		3-3 K		2	1	0	0	2	1	1												
Phil Nevin, R (1, 5) OBP: 0.352, SLG: 0.552	2-0 1-2 1B		1 SAFE 1-2 E8 F9-5 1-H 1B		1-0 F9		0-0 1-3 1B			4	0	3	0	0	0	1												
Wally Joyner, L (1, 3) OBP: 0.360, SLG: 0.328 Donne Wall, R (7, 1) Dave Magadan, L (8, PH) Dan Miceli, R (9, 1)	0-3 K		2-1 F9-5		0-0 G4-3		0-0 F7			3	0	0	0	0	1	3												
Ben Davis, S (1, 2) OBP: 0.328, SLG: 0.414		0-0 G3-1		0-0 FC6-4 1B		1-0 G3			2-2 D 1B	4	1	2	0	0	0	0												
Ed Giovanola, L (1, 4) OBP: 0.302, SLG: 0.241 Ruben Rivera, R (9, PH) OBP: 0.302, SLG: 0.457		3-2 F7		1-1 FC6-4		1-1 G3			2-1 P5	3	0	0	0	0	0	1												
Chris Gomez, R (1, 6) OBP: 0.317, SLG: 0.288 Damian Jackson, R (9, PR) OBP: 0.322, SLG: 0.372		2-2 G5-3			0-0 G4-3 2B		3-1 P4		3-1 1B 1B	4	0	2	1	0	0	0												
Brian Boehringer, S (1, 1) OBP: 0.167, SLG: 0.063 Will Cunnane, R (5, 1) John Vander Wal, L (7, 3) OBP: 0.374, SLG: 0.461			2-3 K		1-3 K			0-2 F8	0-1 L3 1B	1	0	0	0	0	1	0												
Inning Stats	R: 0 E: 0 K: 1 S: 11	H: 1 LOB: 2 BB: 1 P: 20	R: 0 E: 0 K: 0 S: 8	H: 0 LOB: 0 BB: 0 P: 13	R: 0 E: 0 K: 1 S: 9	H: 0 LOB: 0 BB: 0 P: 12	R: 1 E: 2 K: 0 S: 10	H: 2 LOB: 1 BB: 0 P: 14	R: 0 E: 0 K: 1 S: 7	H: 1 LOB: 1 BB: 0 P: 10	R: 0 E: 0 K: 0 S: 5	H: 0 LOB: 0 BB: 1 P: 10	R: 0 E: 0 K: 0 S: 5	H: 0 LOB: 0 BB: 0 P: 10	R: 1 E: 0 K: 1 S: 11	H: 3 LOB: 2 BB: 0 P: 17	R: 1 E: 0 K: 0 S: 11	H: 3 LOB: 2 BB: 0 P: 18	1B: 8 2B: 4 3B: 0 HR: 0	SF: 0 SAC: 0 DP: 2 HBP: 0	WP: 0 PB: 0 SB: 0 CS: 1	PA: 37 ERA WHIP						
PITCHER	IP WLS BF H R ER SO	WLS W BF H R ER SO	H R ER SO	H R ER SO	BB IBB HBP BLK WP HR S P	BB IBB HBP BLK WP HR S P	ERA WHIP	PITCHER	IP WLS BF H R ER SO	BB IBB HBP BLK WP HR S P	ERA WHIP																	
Brian Meadows, R (1, 1) ERA: 5.37	7.1 W	28 W	5 2	2 1	2 3	2 3	1.23 0.955	Jesus Sanchez, L (8, 1) ERA: 5.64	0.0 H	1 3	1 1	0 0	0 1	0 1	0 1	∞ 1.500	Braden Loooper, R (8, 1) ERA: 3.92	0.2 S	3 5	1 3	0 1	0 1	0 0	0 0	0 11	9 18	0.00 9.00	1.500 3.000

AB	35
R	3
H	10
RBI	2
BB	2
SO	4
LOB	14



WP: 0	PA: 37
ERA	WHIP

livebaseballscorecards.com

Batter	1	2	3	4	5	6	7	8	9	AB R H RBI BB SO LOB	TOP												
Luis Castillo, S (1, 4) OBP: 0.368, SLG: 0.355	0-0 CS 1B		3-2 G1-3		0-2 G3		0-0 FC5-6 1-2 2-3f		3-2 1B	5 0 2 0 0 0 3													
Dave Berg, R (1, 6) OBP: 0.376, SLG: 0.407 Kevin Millar, R (9, PH) OBP: 0.386, SLG: 0.466	3-2 F9 1-2			0-1 G5-3 2B 1B		0-1 HR 1B	1-3 K		0-3 K	4 2 2 0 0 1 3 1 0 0 0 0 1 1													
Bruce Aven, R (1, 7) OBP: 0.378, SLG: 0.493	1-3 K			2-1 G5-3 1-2		0-0 HR 1B	1-1 L8			4 1 1 2 0 1 3													
Mark Kotsay, L (1, 3) OBP: 0.301, SLG: 0.403		0-0 G4-3		1-1 G6-3		0-0 L9		3-2 G4-3		4 0 0 0 0 0 1													
Preston Wilson, R (1, 8) OBP: 0.338, SLG: 0.526		2-3 K		0-1 1B 2B		0-1 2B		1-3 K		4 1 2 1 0 2 0													
Todd Dunwoody, L (1, 9) OBP: 0.289, SLG: 0.321 Jesus Sanchez, L (8, 1) OBP: 0.167, SLG: 0.091		1-0 G3		2-1 2-H 1B		4-1 G6-4-3 BB		4-2 BB		2 0 1 1 2 0 0 0 0 0 0 0 0 0													
Mike Lowell, R (1, 5) OBP: 0.338, SLG: 0.422			1-2 1B		0-3 K2-3		1-1 G6-4-3 1-2f		0-0 P4	4 0 1 0 0 1 4													
Jorge Fabregas, L (1, 2) OBP: 0.290, SLG: 0.314 Chris Clapinski, S (9, PH) OBP: 0.485, SLG: 0.462			1-1 F8		1-0 F8		4-1 FC5-6 E BB		2-1 G3	2 0 0 0 1 0 1 1 0 0 0 0 0 0													
Ryan Dempster, R (1, 1) OBP: 0.094, SLG: 0.097 Danny Bautista, R (8, 9) OBP: 0.288, SLG: 0.381			0-3 K		1-3 K		0-0 E6 FC5-6 1-2		1-1 L9	3 0 0 0 0 2 2 1 0 0 0 0 0 0													
Inning Stats	R: 0 E: 0 K: 1 S: 9	H: 1 LOB: 0 BB: 0 P: 13	R: 0 E: 0 K: 1 S: 5	H: 0 LOB: 0 BB: 0 P: 8	R: 0 E: 0 K: 1 S: 11	H: 1 LOB: 1 BB: 0 P: 16	R: 2 E: 0 K: 1 S: 13	H: 3 LOB: 1 BB: 0 P: 18	R: 0 E: 0 K: 1 S: 7	H: 0 LOB: 0 BB: 0 P: 9	R: 2 E: 0 K: 0 S: 9	H: 3 LOB: 1 BB: 1 P: 14	R: 0 E: 1 K: 1 S: 9	H: 0 LOB: 2 BB: 1 P: 15	R: 0 E: 0 K: 1 S: 11	H: 0 LOB: 1 BB: 1 P: 19	R: 0 E: 0 K: 1 S: 10	H: 1 LOB: 1 BB: 0 P: 16	1B: 6 2B: 2 3B: 0 HR: 1	SF: 0 SAC: 0 DP: 1 HBP: 0	WP: 0 PB: 0 SB: 0 CS: 1	PA: 38	
PITCHER Matt Clement, R (1, 1) ERA: 4.96 Trevor Hoffman, R (9, 1) ERA: 2.76	IP: 8.0 WLS: W BF: 34 H: 8 R: 4 ER: 4 SO: 7 BB: 3 IBB: 0 HBP: 0 BLK: 0 WP: 0 HR: 1 S: 74 P: 112 ERA: 4.50 WHIP: 1.375	IP: 1.0 WLS: S BF: 4 H: 1 R: 0 ER: 0 SO: 1 BB: 0 IBB: 0 HBP: 0 BLK: 0 WP: 0 HR: 0 S: 10 P: 16 ERA: 0.00 WHIP: 1.000											PITCHER IP: 1.0 WLS: S BF: 4 H: 1 R: 0 ER: 0 SO: 1 BB: 0 IBB: 0 HBP: 0 BLK: 0 WP: 0 HR: 0 S: 10 P: 16 ERA: 0.00 WHIP: 1.000										

Florida Marlins @ San Diego Padres
Qualcomm Stadium, San Diego, CA

Sat Aug 14 1999, 10:05 PM EDT
Att. 61,355 - Unknown - 71 F

livebaseballscorecards.com

AB	35
R	4
H	9
RBI	4
BB	3
SO	8
LOB	18



Batter	1	2	3	4	5	6	7	8	9
Eric Owens, R OBP: 0.342, SLG: 0.423 (1, 7)	0-0 G6-3 SAFE	1-2 FC3-6 HR		0-0 L9		0-1 G4-3		2-2 HR 1B	
Tony Gwynn, L OBP: 0.376, SLG: 0.463 (1, 9)	4-2 G1-3 1B BB	3-1 HR		3-1 G6-3		1-0 G1-3		1-0 HR	
John Vander Wal, L OBP: 0.374, SLG: 0.454 Trevor Hoffman, R OBP: 0.500, SLG: 1.000 (1, 3) (9, 1)	4-0 G1-3 1B BB	4-1 BB		0-1 L7		0-0 F8		3-3 K	
Phil Nevin, R OBP: 0.351, SLG: 0.545 (1, 5)	0-1 G1-3 1-2 2-3	1-1 F8			4-2 FC5-4 BB		1-2 G6-3		
Carlos Baerga, S OBP: 0.313, SLG: 0.293 (1, 4)	1-0 1B 2-H 3-H		0-1 E6 1B 1B		1-0 FC5-4 BB 1B 1-2f		0-1 G6-3		
Wiki Gonzalez, R OBP: 0.750, SLG: 1.250 (1, 2)	0-1 1-2 1B		0-1 1B 1-2 1B		1-0 F8		1-1 3B		
Ruben Rivera, R OBP: 0.301, SLG: 0.454 (1, 8)	3-3 K		1-0 L5		0-0 BB 1-2 1B		2-2 G5-3		
Chris Gomez, R OBP: 0.327, SLG: 0.295 (1, 6)		2-1 FC3-6 1B	1-0 G4-6-3 1-2 2-3 1B		4-1 BB 1-2 2-3 BB		3-1 G6-3		
Matt Clement, R OBP: 0.128, SLG: 0.081 (1, 1) Dave Magadan, L OBP: 0.366, SLG: 0.353 (8, PH) Reggie Sanders, R OBP: 0.389, SLG: 0.536 (8, PH) Wally Joyner, L OBP: 0.360, SLG: 0.328 (9, 3)		0-0 B1	1-0 G4-6-3 1-2f		0-2 G3		3-3 K		

Inning Stats	R: 2 E: 0 K: 1 S: 13	H: 2 LOB: 2 BB: 2 P: 25	R: 2 E: 0 K: 0 S: 11	H: 2 LOB: 1 BB: 1 P: 22	R: 0 E: 1 K: 0 S: 7	H: 2 LOB: 2 BB: 0 P: 10	R: 0 E: 0 K: 0 S: 5	H: 0 LOB: 0 BB: 0 P: 8	R: 0 E: 0 K: 0 S: 12	H: 1 LOB: 3 BB: 2 P: 22	R: 0 E: 0 K: 0 S: 4	H: 0 LOB: 0 BB: 0 P: 5	R: 0 E: 0 K: 0 S: 10	H: 1 LOB: 1 BB: 0 P: 14	R: 2 E: 0 K: 2 S: 12	H: 2 LOB: 0 BB: 0 P: 24
--------------	-------------------------------	----------------------------------	-------------------------------	----------------------------------	------------------------------	----------------------------------	------------------------------	---------------------------------	-------------------------------	----------------------------------	------------------------------	---------------------------------	-------------------------------	----------------------------------	-------------------------------	----------------------------------

PITCHER	IP	WLS	BF	H	R	ER	SO	BB	IBB	HBP	BLK	WP	HR	S	P	ERA	WHIP
Ryan Dempster, R ERA: 5.16 (1, 1)	7.1		35	8	4	4	1	5	0	0	0	0	1	64	111	4.91	1.773
Jesus Sanchez, L ERA: 5.85 (8, 1)	0.2	L	4	2	2	2	2	0	0	0	0	0	1	10	19	27.00	3.000

BOTTOM

AB R H RBI BB SO LOB

5	2	1	0	0	0	1
4	3	2	4	1	0	0
3	1	0	0	2	1	0
0	0	0	0	0	0	0
3	0	0	0	1	0	3
4	0	1	2	0	0	1
4	0	3	0	0	0	1
4	0	1	0	0	1	5
3	0	2	0	1	0	0
3	0	0	0	0	0	7
0	0	0	0	0	0	0
1	0	0	0	0	1	0
0	0	0	0	0	0	0

1B: 7 SF: 0
2B: 0 SAC: 0
3B: 1 DP: 1
HR: 2 HBP: 0

WP: 0 PA: 39
PB: 0
SB: 0
CS: 0

Florida Marlins @ San Diego Padres
Qualcomm Stadium, San Diego, CA

Sat Aug 14 1999, 10:05 PM EDT
Att: 61,355 - Unknown - 71 F

livebaseballscorecards.com

AB 34
R 6
H 10
RBI 6
BB 5
SO 3
LOB 18



Batter	1	2	3	4	5	6	7	8	9	AB R H RBI BB SO LOB	TOP									
Luis Castillo, S (1, 4) OBP: 0.369, SLG: 0.354	1-0 G6-3		3-3 K		3-2 HR 1B	4-1 BB			1-1 F8	4 1 1 0 1 1 0	Florida Marlins @ San Diego Padres Qualcomm Stadium, San Diego, CA Sun Aug 15 1999, 4:05 PM EDT Att. 26,325 - Unknown - 75 F									
Alex Gonzalez, R (1, 6) OBP: 0.305, SLG: 0.432	1-0 L9		2-1 1B		1-1 HR	0-3 K		0-2 E 2B 1B	5 2 3 3 0 1 3											
Bruce Aven, R (1, 7) OBP: 0.378, SLG: 0.488	2-1 HBP		1-3 K		1-2 G1-3		4-2 FC6-4 BB	0-2 E6 2B SF7	3 1 0 0 1 1 2											
Kevin Millar, R (1, 3) OBP: 0.386, SLG: 0.467	2-1 G6-3			3-2 HBP	2-3 K		2-1 P6	1-2 2B	4 0 1 1 0 1 2											
Todd Dunwoody, L (1, 8) OBP: 0.286, SLG: 0.319		1-0 E1 G6-3 1B		0-1 L8		0-1 G4-3	0-3 SAFE K	3-2 SF7	4 0 1 1 0 1 2											
Danny Bautista, R (1, 9) OBP: 0.287, SLG: 0.377		3-2 G6-3		1-3 K		1-2 S 1B	2-1 FC6-4	1-3 K	4 1 1 0 0 1 3											
Braden Looper, R (8, 1)									0 0 0 0 0 0 0											
Jorge Fabregas, L (9, PH) OBP: 0.289, SLG: 0.313									1 0 0 0 0 1 1											
Chris Clapinski, S (1, 5) OBP: 0.459, SLG: 0.414		2-1 G6-3		1-3 K		4-1 FC5-4 1B BB		1-0 G6-3	3 0 0 0 1 1 2											
Mike Redmond, R (1, 2) OBP: 0.362, SLG: 0.330		2-1 G5-3			1-1 L5	0-1 FC5-4 1B		1-1 G3-6-3 1B	4 0 2 1 0 0 1											
Dennis Springer, R Dave Berg, S Rafael Medina, R Mark Kotsay, L Hector Almonte, R Mike Lopez, R Brian Edmondson, R Armando Almanza, L Preston Wilson, R			1-0 G5-3		0-1 HR 1B	2-1 FC5-4 BB		1-0 G3-6-3	0 0 0 0 0 0 0 1 0 0 0 0 0 0 0 0 0 0 0 0 0 1 1 1 0 0 0 0 0 0 0 0 0 0 0 1 0 0 0 0 0 2 0 0 0 0 0 0 0 0 0 0 0 0 0 0 1 0 0 0 0 0 1											
Inning Stats	R: 0 E: 0 K: 0 S: 5	H: 0 LOB: 1 BB: 0 P: 11	R: 0 E: 1 K: 0 S: 8	H: 1 LOB: 1 BB: 0 P: 16	R: 0 E: 0 K: 2 S: 10	H: 0 LOB: 1 BB: 0 P: 15	R: 3 E: 0 K: 1 S: 16	H: 3 LOB: 0 BB: 0 P: 24	R: 1 E: 0 K: 1 S: 14	H: 2 LOB: 3 BB: 2 P: 25	R: 0 E: 0 K: 1 S: 9	H: 0 LOB: 1 BB: 1 P: 17	R: 0 E: 0 K: 0 S: 4	H: 1 LOB: 0 BB: 0 P: 7	R: 2 E: 1 K: 1 S: 18	H: 2 LOB: 1 BB: 0 P: 24	1B: 8 2B: 1 3B: 0 HR: 1	SF: 1 SAC: 0 DP: 1 HBP: 2	WP: 0 PB: 0 SB: 1 CS: 0	PA: 42
PITCHER	IP WLS BF H R ER SO BB IBB HBP BLK WP HR S P ERA WHIP																			
Andy Ashby, R (1, 1) ERA: 3.6	5.1 W 26 7 4 4 5 1 0 2 0 0 1 56 95 6.75 1.500																			
Donne Wall, R (6, 1) ERA: 3.02	1.2 H 7 0 0 0 2 2 0 0 0 0 0 0 15 29 0.00 1.200																			
Dan Miceli, R (8, 1) ERA: 4.24	1.0 H 3 1 0 0 0 0 0 0 0 0 0 0 4 7 0.00 1.000																			
Trevor Hoffman, R (9, 1) ERA: 2.7	1.0 S 6 2 2 0 1 0 0 0 0 0 0 0 18 24 0.00 2.000																			

AB	36
R	6
H	10
RBI	6
BB	3
SO	8
LOB	19



BOTTOM

Florida Marlins @ San Diego Padres
Qualcomm Stadium, San Diego, CA

Sun Aug 15 1999, 4:05 PM EDT
Att: 26,325 - Unknown - 75 F

livebaseballscorecards.com

AB	38
R	7
H	15
RBI	7
BB	5
SO	6
LOB	27



WP:	0	PA:	45
PB:	0		
SB:	1		
CS:	0		

AB	R	H	RBI	BB	SO	LOB
5	0	2	0	0	0	3
5	1	2	0	0	0	3
3	3	1	0	1	1	4
0	0	0	0	0	0	0
0	0	0	0	0	0	0
4	2	3	4	1	0	0
5	1	2	1	0	0	4
4	0	2	2	0	2	3
4	0	1	0	1	1	5
4	0	2	0	1	0	0
3	0	0	0	0	2	3
0	0	0	0	0	0	0
1	0	0	0	1	0	2
1B:	11	SF:	1			
2B:	2	SAC:	0			
3B:	0	DP:	1			
HR:	2	HBP:	1			

Batter	1	2	3	4	5	6	7	8	9	AB	R	H	RBI	BB	SO	LOB				
Eric Owens, R OBP: 0.343, SLG: 0.422 (1, 7)	G6-3		F7		1B		G1-2-3			5	0	2	0	0	0	3				
Tony Gwynn, L OBP: 0.376, SLG: 0.462 (1, 9)	HR	F8		G3	FC4-6		G1-2-3			5	1	2	0	0	0	3				
John Vander Wal, L OBP: 0.379, SLG: 0.457 Dan Miceli, R Trevor Hoffman, R OBP: 0.500, SLG: 1.000 (1, 3) (8, 1) (9, 1)	HR	F8		2B	HBP		K			3	3	1	0	1	1	4				
Phil Nevin, R OBP: 0.360, SLG: 0.567 (1, 5)	HR	1B		1B	2B		1B			0	0	0	0	0	0	0				
Carlos Baerga, S OBP: 0.316, SLG: 0.338 (1, 4)	HR	F8		1B	F7		F7			5	1	2	1	0	0	4				
Ruben Rivera, R OBP: 0.303, SLG: 0.455 (1, 8)	BB	S		K	K		K			4	0	2	2	0	2	3				
Ben Davis, S OBP: 0.330, SLG: 0.410 (1, 2)	BB	F7		K	F8		F8			4	0	1	0	1	1	5				
Damian Jackson, R OBP: 0.326, SLG: 0.374 (1, 6)	BB	F7		G6-3			G1-2-3			4	0	2	0	1	0	0				
Andy Ashby, R OBP: 0.188, SLG: 0.196 Donne Wall, R Dave Magadan, L OBP: 0.367, SLG: 0.352 (1, 1) (6, 1) (7, PH) (8, 3)	K	G1-3		K	K		G1-2-3			3	0	0	0	0	2	3				
Inning Stats	R: 4 E: 0 K: 1 S: 25	H: 4 LOB: 3 BB: 3 P: 44	R: 1 E: 0 K: 0 S: 11	H: 2 LOB: 2 BB: 1 P: 16	R: 0 E: 0 K: 0 S: 4	H: 0 LOB: 0 BB: 0 P: 5	R: 1 E: 0 K: 2 S: 15	H: 2 LOB: 2 BB: 0 P: 22	R: 0 E: 0 K: 1 S: 12	H: 2 LOB: 2 BB: 0 P: 21	R: 0 E: 0 K: 1 S: 9	H: 1 LOB: 1 BB: 0 P: 15	R: 0 E: 0 K: 1 S: 11	H: 2 LOB: 2 BB: 1 P: 19	R: 1 E: 1 K: 0 S: 18	H: 2 LOB: 2 BB: 0 P: 29	1B: 11 2B: 2 3B: 0 HR: 2	SF: 1 SAC: 0 DP: 1 HBP: 1	WP: 0 PB: 0 SB: 1 CS: 0	PA: 45

PITCHER	IP	WLS	BF	H	R	ER	SO	BB	IBB	HBP	BLK	WP	HR	S	P	ERA	WHIP
Dennis Springer, R ERA: 4.51 (1, 1)	2.0	L	16	6	5	5	1	4	0	0	0	0	0	36	60	22.50	5.000
Rafael Medina, R ERA: 5.14 (3, 1)	2.0		9	2	1	1	2	0	0	1	0	0	0	19	27	4.50	1.000
Hector Almonte, R ERA: 6.23 (5, 1)	1.0		5	2	0	0	1	0	0	0	0	0	0	12	21	0.00	2.000
Brian Edmondson, R ERA: 5.29 (6, 1)	1.0		7	3	0	0	1	1	0	0	0	0	0	16	28	0.00	4.000
Armando Almanza, L ERA: 2.84 (7, 1)	1.0		2	0	0	0	1	0	0	0	0	0	0	4	6	0.00	0.000

PITCHER	IP	WLS	BF	H	R	ER	SO	BB	IBB	HBP	BLK	WP	HR	S	P	ERA	WHIP
Braden Looper, R ERA: 3.86 (8, 1)	1.0		6	2	1	0	0	0	0	0	0	0	0	18	29	0.00	2.000

Batter	1	2	3	4	5	6	7	8	9	10	AB	R	H	RBI	BB	SO	LOB
Rickey Henderson, R OBP: 0.447, SLG: 0.502 (1, 7)	3-3 K		2-0 P3			0-0 HR	3-2 L4			0-3 K	5	1	1	1	0	2	3
Edgardo Alfonzo, R OBP: 0.386, SLG: 0.519 (1, 4)	0-2 F9		2-3 K			2-3 K		0-1 1B 31 G4-6-3		0-0 HR	5	2	2	1	0	2	1
John Olerud, L OBP: 0.441, SLG: 0.478 (1, 3)	2-3 K			1-2 31 FC5-4 1B		2-3 K		0-2 31 G4-6-3 1B		4-0 31 G4-6-3 BB	4	0	2	0	1	2	0
31 Mike Piazza, R OBP: 0.367, SLG: 0.581 (1, 2)		2-2 HR		3-2 FC5-4 1-2f		4-0 BB		0-0 G4-6-3 1-2f		0-0 G4-6-3 1-2f	4	1	1	1	1	0	3
Robin Ventura, L OBP: 0.378, SLG: 0.564 (1, 5)	1-1 F7			2-3 K		1-0 G4-3		0-1 G3			4	0	0	0	0	1	2
Benny Agbayani, R OBP: 0.358, SLG: 0.509 Darryl Hamilton, L OBP: 0.382, SLG: 0.409 (1, 9) (8, 8)	1-3 K			3-3 K			3-1 F9		1-0 G3		3	0	0	0	0	2	1
Shawon Dunston, R OBP: 0.333, SLG: 0.446 (8, 9)	1-1 F8				3-2 F8		1-0 F8		0-0 1B		4	0	1	0	0	0	0
Rey Ordonez, R OBP: 0.302, SLG: 0.309 (1, 6)			0-1 L7		1-0 F9		1-0 S 1B		1 SAFE 0-3 K		4	0	1	0	0	1	1
Octavio Dotel, R OBP: 0.294, SLG: 0.143 Turk Wendell, L (8, 1) Matt Franco, L OBP: 0.372, SLG: 0.407 Dennis Cook, L (9, 1) Armando Benitez, R (10, 1)			3-2 X 1B		2-1 G5-3		1-2 1B		2-2 L6		3	0	2	0	0	0	0

Inning Stats	R: 0	H: 0	E: 0	K: 2	S: 9	P: 14	R: 1	H: 1	E: 0	K: 1	S: 10	P: 15	R: 0	H: 1	E: 0	K: 1	S: 15	P: 22	R: 0	H: 1	E: 0	K: 2	S: 12	P: 21	R: 0	H: 0	E: 0	K: 0	S: 6	P: 12	R: 1	H: 1	E: 0	K: 2	S: 8	P: 17	R: 0	H: 2	E: 0	K: 0	S: 10	P: 19	R: 1	H: 2	E: 0	K: 0	S: 8	P: 8	R: 0	H: 1	E: 0	K: 1	S: 9	P: 12	R: 1	H: 1	E: 0	K: 1	S: 5	P: 9	1B: 7	2B: 0	3B: 0	HR: 3	SF: 0	SAC: 0	DP: 2	HBP: 0	WP: 0	PA: 40
--------------	------	------	------	------	------	-------	------	------	------	------	-------	-------	------	------	------	------	-------	-------	------	------	------	------	-------	-------	------	------	------	------	------	-------	------	------	------	------	------	-------	------	------	------	------	-------	-------	------	------	------	------	------	------	------	------	------	------	------	-------	------	------	------	------	------	------	-------	-------	-------	-------	-------	--------	-------	--------	-------	--------


PITCHER	IP	WLS	BF	H	R	ER	SO	BB	IBB	HBP	BLK	WP	HR	S	P	ERA	WHIP
Sterling Hitchcock, L ERA: 4.32 (1, 1)	7.0		28	6	2	2	8	1	0	0	0	0	2	70	120	2.57	1.000
Dan Miceli, R ERA: 4.33 (8, 1)	1.0	B	4	2	1	1	0	0	0	0	0	0	0	8	8	9.00	2.000
Trevor Hoffman, R ERA: 2.65 (9, 1)	1.0		4	1	0	0	1	0	0	0	0	0	0	9	12	0.00	1.000
Will Cunnane, R ERA: 5.08 (10, 1)	1.0	L	4	1	1	1	1	1	0	0	0	0	1	5	9	9.00	2.000

TOP

New York Mets @ San Diego Padres
Qualcomm Stadium, San Diego, CA

Mon Aug 16 1999, 10:05 PM EDT
Att: 21,974 - Cloudy - 76 F

AB	38
R	4
H	10
RBI	3
BB	2
SO	10
LOB	12



New York Mets @ San Diego Padres
Qualcomm Stadium, San Diego, CA

Mon Aug 16 1999, 10:05 PM EDT
 Att. 21,974 - Cloudy - 76 F

livebaseballscorecards.com

AB	32
R	3
H	2
RBI	3
BB	5
SO	14
LOB	5



WP	1	PA	37
PB	0		
SB	0		
CS	0		

AB	R	H	RBI	BB	SO	LOB
5	0	0	0	0	1	1

2	1	0	0	2	0	0
---	---	---	---	---	---	---

2	1	0	0	1	1	1
1	0	0	0	0	1	0

3	1	1	3	1	0	1
---	---	---	---	---	---	---

4	0	1	0	0	2	0
---	---	---	---	---	---	---

4	0	0	0	0	1	2
---	---	---	---	---	---	---

3	0	0	0	0	2	0
1	0	0	0	0	1	0

3	0	0	0	0	2	0
1	0	0	0	0	1	0

2	0	0	0	0	2	0
0	0	0	0	0	0	0
1	0	0	0	0	0	0
0	0	0	0	0	0	0
0	0	0	0	0	0	0
0	0	0	0	1	0	0
0	0	0	0	0	0	0


1B	1	SF	0
2B	0	SAC	0
3B	0	DP	0
HR	1	HBP	0

Batter	1	2	3	4	5	6	7	8	9	10
Eric Owens, R OBP: 0.339, SLG: 0.416 (1, 8) (8, 7)	F9		K			F8		L8		G3
Tony Gwynn, L OBP: 0.378, SLG: 0.458 (1, 9)	WP BB			F7			HR BB		G4-3	
John Vander Wal, L OBP: 0.379, SLG: 0.453 Ruben Rivera, R OBP: 0.302, SLG: 0.453 (1, 7) (8, 8)	K			G3-1			HR BB		K	
Phil Nevin, R OBP: 0.362, SLG: 0.577 (1, 5)	P2			G3			1-H 2-H HR		1B BB	
Wally Joyner, L OBP: 0.358, SLG: 0.326 (1, 3)		G4-1			K		K		1-2 1B	
Ben Davis, S OBP: 0.322, SLG: 0.400 (1, 2)		F9			G3-1		G4-3		K	
Damian Jackson, R OBP: 0.323, SLG: 0.370 David Newhan, L OBP: 0.167, SLG: 0.222 (1, 4) (10, PH)			K			P3		K		K
Chris Gomez, R OBP: 0.322, SLG: 0.289 Reggie Sanders, R OBP: 0.388, SLG: 0.535 (1, 6) (10, PH)			K					G4-3		K
Sterling Hitchcock, L OBP: 0.128, SLG: 0.067 Dan Miceli, R Dave Maquadan, L OBP: 0.395, SLG: 0.350 Trevor Hoffman, R OBP: 0.500, SLG: 1.000 Will Cunnane, R Wiki Gonzalez, R OBP: 0.800, SLG: 1.250 Ed Giovanola, L OBP: 0.302, SLG: 0.241 (1, 1) (8, 1) (8, PH) (8, 1) (10, 1) (10, PH) (10, PR)			K					K		L7

Inning Stats	R: 0	H: 0	E: 0	K: 1	S: 9	R: 0	H: 0	E: 0	K: 1	S: 8	R: 0	H: 0	E: 0	K: 3	S: 13	R: 0	H: 0	E: 0	K: 0	S: 7	R: 0	H: 0	E: 0	K: 1	S: 7	R: 0	H: 0	E: 0	K: 1	S: 8	R: 3	H: 1	E: 0	K: 2	S: 13	R: 0	H: 0	E: 0	K: 1	S: 9	R: 0	H: 1	E: 0	K: 2	S: 9	R: 0	H: 0	E: 0	K: 2	S: 7	1B: 1	SF: 0	2B: 0	3B: 0	HR: 1					
	0	1	0	1	18	0	0	0	1	13	0	0	0	3	20	0	0	0	0	10	0	0	0	0	7	0	0	0	1	13	0	0	0	1	12	0	1	0	2	26	0	0	0	1	14	0	1	0	1	22	0	0	0	1	11	0	0	0	0	0

PITCHER	IP	WLS	BF	H	R	ER	SO	BB	IBB	HBP	BLK	WP	HR	S	P	ERA	WHIP
Octavio Dotel, R ERA: 5.65 (1, 1)	7.0		25	1	3	3	9	3	0	0	0	1	1	65	112	3.86	0.571
Turk Wendell, R ERA: 2.66 (8, 1)	1.0		3	0	0	0	1	0	0	0	0	0	0	9	14	0.00	0.000
Dennis Cook, L ERA: 2.8 (9, 1)	1.0	W	5	1	0	0	2	1	0	0	0	0	0	9	22	0.00	2.000
Armando Benitez, R ERA: 2.11 (10, 1)	1.0	S	4	0	0	0	2	1	0	0	0	0	0	7	11	0.00	1.000

BOTTOM

Batter	1	2	3	4	5	6	7	8	9	AB R H RBI BB SO LOB	TOP														
Rickey Henderson, R OBP: 0.444, SLG: 0.502 (1, 7)	1-1 G6-3		2-3 K			3-2 L8			2-1 2B	4 0 1 0 0 1 0	<p>New York Mets @ San Diego Padres Qualcomm Stadium, San Diego, CA</p> <p>Tue Aug 17 1999, 10:05 PM EDT Att. 22,790 - Unknown - 74 F</p> <p>livebaseballscorecards.com</p> <table border="1"> <tr><td>AB</td><td>28</td></tr> <tr><td>R</td><td>2</td></tr> <tr><td>H</td><td>5</td></tr> <tr><td>RBI</td><td>2</td></tr> <tr><td>BB</td><td>2</td></tr> <tr><td>SO</td><td>4</td></tr> <tr><td>LOB</td><td>9</td></tr> </table> 	AB	28	R	2	H	5	RBI	2	BB	2	SO	4	LOB	9
AB	28																								
R	2																								
H	5																								
RBI	2																								
BB	2																								
SO	4																								
LOB	9																								
Edgardo Alfonzo, R OBP: 0.385, SLG: 0.519 (1, 4)	2-2 F9			1-0 P3			1-1 G3-1 31 SF9 2B	1-2 G1-3	4 1 1 0 0 0 1																
John Olerud, L OBP: 0.440, SLG: 0.475 (1, 3)	4-1 BB			1-0 G6-3			0-1 G3-1	3-3 K	3 0 0 0 1 1 2																
31 Mike Piazza, R OBP: 0.364, SLG: 0.577 (1, 2)	1-1 F8			2-2 F9			0-0 SF9	2-0 G4-3	3 0 0 1 0 0 2																
Robin Ventura, L OBP: 0.378, SLG: 0.563 (1, 5)		0-0 L3 1B			0-1 P4		1-2 G1-3		3 0 1 0 0 0 0																
Darryl Hamilton, L OBP: 0.384, SLG: 0.410 (1, 8)		2-1 L3 1-2			1-2 L3 1B			4-2 G4-3 1B BB	2 1 1 0 1 0 1																
Matt Franco, L OBP: 0.364, SLG: 0.396 (1, 9)		3-3 K			0-0 L3 1-2			2-2 G4-3	3 0 0 0 0 1 2																
Rey Ordonez, R OBP: 0.302, SLG: 0.310 (1, 6)			1-1 G6-3			1-2 G6-3		1-0 G5-4-3 1B	3 0 1 1 0 0 0																
Al Leiter, L OBP: 0.140, SLG: 0.146 (1, 1)			0-0 G6-3			3-3 K		0-1 G5-4-3 1-2f	2 0 0 0 0 1 0																
Shawon Dunston, R OBP: 0.332, SLG: 0.444 (8, PH)									1 0 0 0 0 0 1																
Billy Taylor, R (8, 1)									0 0 0 0 0 0 0																
Inning Stats	R: 0 E: 0 K: 0 S: 9	H: 0 LOB: 1 BB: 1 P: 17	R: 0 E: 0 K: 1 S: 6	H: 1 LOB: 0 BB: 0 P: 11	R: 0 E: 0 K: 1 S: 6	H: 0 LOB: 0 BB: 0 P: 9	R: 0 E: 0 K: 0 S: 5	H: 0 LOB: 0 BB: 0 P: 9	R: 0 E: 0 K: 1 S: 9	H: 0 LOB: 0 BB: 0 P: 16	R: 1 E: 0 K: 0 S: 8	H: 1 LOB: 0 BB: 0 P: 10	R: 1 E: 0 K: 0 S: 11	H: 1 LOB: 0 BB: 1 P: 18	R: 0 E: 0 K: 1 S: 9	H: 1 LOB: 1 BB: 0 P: 17	1B: 3 2B: 4 3B: 0 HR: 0	SF: 1 SAC: 0 DP: 3 HBP: 0	WP: 0 PB: 0 SB: 0 CS: 0	PA: 31					
PITCHER	IP WLS BF H R ER SO BB IBB HBP BLK WP HR S P ERA WHIP																								
Woody Williams, R ERA: 4.92 (1, 1)	7.1 W 26 4 2 2 3 2 0 0 0 0 0 0 59 96 2.46 0.818																								
Donne Wall, R ERA: 2.98 (8, 1)	0.2 H 1 0 0 0 0 0 0 0 0 0 0 0 2 2 0.00 0.000																								
Trevor Hoffman, R ERA: 2.6 (9, 1)	1.0 S 4 1 0 0 1 0 0 0 0 0 0 0 9 17 0.00 1.000																								

Batter	1	2	3	4	5	6	7	8	9	AB	R	H	RBI	BB	SO	LOB	TOP											
Rickey Henderson, R OBP: 0.445, SLG: 0.502 Matt Franco, L OBP: 0.368, SLG: 0.402	2-1 31 F8 HR 1B	2-2 G4-3		0-2 F9	1-0 1B			0-1 BB 1B		4	1	2	0	0	0	2												
Edgardo Alfonzo, R OBP: 0.384, SLG: 0.516 Luis Lopez, S OBP: 0.321, SLG: 0.323	0-2 P4	0-0 P1		4-2 31 1B BB		2-0 F9		2-2 P7		3	1	0	0	1	0	2												
John Olerud, L OBP: 0.443, SLG: 0.475	2-2 HR 1B		1-3 K	4-1 31 1B BB		4-2 31 G6-4-3 BB		4-0 BB		2	1	1	0	3	1	0												
31 Mike Piazza, R OBP: 0.365, SLG: 0.583 Todd Pratt, R OBP: 0.363, SLG: 0.376	2-0 F8		2-1 HR	3-2 BB 1B		2-1 G6-4-3		2-3 K		4	1	2	3	0	0	3												
Robin Ventura, L OBP: 0.380, SLG: 0.571	0-0 HR		2-2 K	4-0 BB			1-1 E 2B	1-1 P5		4	2	2	3	1	1	2												
Darryl Hamilton, L OBP: 0.386, SLG: 0.411	1-2 L6		4-2 BB	2-2 G3			0-2 E6 1B	1-1 BB 1B		4	0	2	0	1	0	3												
Benny Agbayani, R OBP: 0.359, SLG: 0.516		3-2 1B 2B	3-3 K		0-1 1B G6-4-3 2B		1-3 K	0-2 F9		5	2	2	0	0	2	3												
Rey Ordóñez, R OBP: 0.310, SLG: 0.315		2-2 G4-3 SH3-4 1B		0-0 F9 31 1B SH1-4 1B		0-1 G6-4-3 1B	4-2 G5-4-3 BB	4-2 G1-6-3 BB		3	1	3	1	2	0	0												
Masato Yoshii, R OBP: 0.189, SLG: 0.189		0-0 SH3-4		0-1 SH1-4		0-0 G6-4-3	1-2 G5-4-3	1-2 G1-6-3		3	0	0	0	0	0	5												
Inning Stats	R: 3 E: 0 K: 0 S: 18	H: 3 LOB: 0 BB: 0 P: 25	R: 1 E: 0 K: 0 S: 16	H: 2 LOB: 1 BB: 0 P: 23	R: 1 E: 0 K: 3 S: 15	H: 1 LOB: 1 BB: 1 P: 27	R: 2 E: 0 K: 0 S: 17	H: 2 LOB: 3 BB: 3 P: 34	R: 1 E: 0 K: 0 S: 6	H: 3 LOB: 1 BB: 0 P: 7	R: 0 E: 0 K: 0 S: 7	H: 0 LOB: 0 BB: 1 P: 15	R: 1 E: 1 K: 1 S: 14	H: 2 LOB: 1 BB: 1 P: 21	R: 0 E: 0 K: 1 S: 10	H: 1 LOB: 2 BB: 1 P: 19	R: 0 E: 0 K: 0 S: 10	H: 1 LOB: 1 BB: 1 P: 16	1B: 10 2B: 3 3B: 0 HR: 2	SF: 0 SAC: 2 DP: 4 HBP: 0	WP: 0 PB: 0 SB: 0 CS: 0	PA: 45						
PITCHER	IP	WLS	BF	H	R	ER	SO	BB	IBB	HBP	BLK	WP	HR	S	P	ERA	WHIP											
34 Stan Spencer, R ERA: 8.33	(1, 1)	3.0	L	16	6	5	5	3	1	0	0	0	0	2	49	75	15.00	2.333										
Carlos Almanzar, R ERA: 6.82	(4, 1)	2.0		12	5	3	3	0	3	0	0	0	0	0	23	41	13.50	4.000										
Will Cunnane, R ERA: 4.75	(6, 1)	2.0		8	2	1	0	1	2	0	0	0	0	0	21	36	0.00	2.000										
Carlos Reyes, R ERA: 3.23	(8, 1)	2.0		9	2	0	0	1	2	0	0	0	0	0	20	35	0.00	2.000										

New York Mets @ San Diego Padres
 Qualcomm Stadium, San Diego, CA
 Wed Aug 18 1999, 10:35 PM EDT
 Att. 24,519 - Unknown - 73 F

livebaseballscorecards.com

AB	35
R	9
H	15
RBI	7
BB	8
SO	5
LOB	23



Batter	1	2	3	4	5	6	7	8	9	AB	R	H	RBI	BB	SO	LOB
David Newhan, L (1, 4) OBP: 0.136, SLG: 0.182	1-0 L4		0-0 G4-3			1-0 G3-1		0-2 G1-3		4	0	0	0	0	0	1
Eric Owens, R (1, 8) OBP: 0.338, SLG: 0.419	2-1 2B		3-3 K			1-1 3B		0-0 G4-3		4	1	2	0	0	1	1
Tony Gwynn, L (1, 9) OBP: 0.379, SLG: 0.461	1-0 2B				1-1 F8					3	0	1	1	0	0	1
Ruben Rivera, R (7, 8) OBP: 0.301, SLG: 0.447										1	0	0	0	0	1	0
Phil Nevin, R (1, 5) OBP: 0.362, SLG: 0.566	3-0 G5-3				2-3 K					4	0	1	0	0	1	1
John Vander Wal, L (1, 7) OBP: 0.377, SLG: 0.454	1-3 K				0-1 G4-3					4	0	1	0	0	1	1
Wally Joyner, L (1, 3) OBP: 0.360, SLG: 0.324		1-1 G3				3-2 F7				2	0	0	0	1	0	0
Carlos Reyes, S (8, 1)										0	0	0	0	0	0	0
Wiki Gonzalez, R (9, PH) OBP: 0.400, SLG: 0.556										1	0	0	0	0	0	2
Ben Davis, S (1, 2) OBP: 0.316, SLG: 0.391		2-1 F7				0-2 G6-3				4	0	0	0	0	0	3
Chris Gomez, R (1, 6) OBP: 0.328, SLG: 0.288			3-2 G4-3							2	0	0	0	0	0	0
Will Cunnane, R (6, 1)										0	0	0	0	0	0	0
Dave Magadan, L (8, 3) OBP: 0.370, SLG: 0.362						1-0 F8				1	0	1	0	0	0	0
34 Stan Spencer, R (1, 1)										0	0	0	0	0	0	0
Ed Giovanola, L (3, PH) OBP: 0.297, SLG: 0.236			1-0 G4-3							1	0	0	0	0	0	0
Carlos Almanzar, R (4, 1)										0	0	0	0	0	0	0
Damian Jackson, R (6, 6) OBP: 0.320, SLG: 0.365						2-2 F7				2	0	0	0	0	1	1

Inning Stats	R: 1	H: 2	E: 0	K: 1	S: 9	R: 0	H: 0	E: 0	K: 0	S: 7	R: 0	H: 0	E: 0	K: 1	S: 5	R: 0	H: 0	E: 0	K: 1	S: 8	R: 0	H: 0	E: 0	K: 0	S: 8	R: 0	H: 1	E: 0	K: 0	S: 7	R: 0	H: 0	E: 0	K: 0	S: 11	R: 0	H: 1	E: 0	K: 1	S: 9	R: 0	H: 2	E: 0	K: 1	S: 12
	LOB: 1	BB: 0	P: 17	LOB: 0	BB: 13	LOB: 0	BB: 0	LOB: 0	BB: 0	P: 9	LOB: 0	BB: 0	LOB: 0	BB: 0	P: 13	LOB: 0	BB: 0	LOB: 0	BB: 0	P: 11	LOB: 0	BB: 0	LOB: 0	BB: 0	P: 12	LOB: 1	BB: 0	P: 12	LOB: 1	BB: 0	P: 18	LOB: 1	BB: 0	P: 12	LOB: 2	BB: 0	P: 15								

BOTTOM

New York Mets @ San Diego Padres
Qualcomm Stadium, San Diego, CA

Wed Aug 18 1999, 10:35 PM EDT
Att: 24,519 - Unknown - 73 F

AB	33
R	1
H	6
RBI	1
BB	1
SO	5
LOB	11

SD

PITCHER																				PITCHER										PITCHER																				
IP	WLS	BF	H	R	ER	SO	BB	IBB	HBP	BLK	WP	HR	S	P	ERA	WHIP	IP	WLS	BF	H	R	ER	SO	BB	IBB	HBP	BLK	WP	HR	S	P	ERA	WHIP	IP	WLS	BF	H	R	ER	SO	BB	IBB	HBP	BLK	WP	HR	S	P	ERA	WHIP
Masato Yoshii, R (1, 1) ERA: 5.39																																																		

Batter	1	2	3	4	5	6	7	8	9	10	11	AB R H RBI BB SO LOB	TOP
Eric Owens, R OBP: 0.336, SLG: 0.416 (1, 8) (8, 7)	1-2 F8 1B 1B		0-2 G5-3 1-2		0-1 G6-3 1-2		3-2 G6-3 1-2		0-3 K 1-2			5 0 1 0 0 1 2	
Tony Gwynn, L OBP: 0.377, SLG: 0.458 Ruben Rivera, R OBP: 0.300, SLG: 0.446 (1, 9) (8, PR) (8, 8)	2-1 F7 1-2		1-0 G6-3 2-3		2-1 G4-3 1-2		0-2 BB 1B		0-3 K 1-2			4 0 1 0 0 0 2 1 0 0 0 0 1 0	
Reggie Sanders, R OBP: 0.393, SLG: 0.536 (1, 7) (8, 9)	1 SAFE 2-1 1-2 1B		4-1 HR BB		0-2 FC3-6 1B		4-2 G6-4-3 BB		0-0 F9 1-2			3 1 2 0 2 0 0	
Phil Nevin, R OBP: 0.359, SLG: 0.571 (1, 5)	2-2 F8 2-3		2-2 HR		1-2 FC3-6 1-2f		0-3 K 1-2f		0-3 K 1-2f			5 1 1 3 0 2 5	
Wiki Gonzalez, R OBP: 0.267, SLG: 0.357 (1, 2)	1-3 K2-3		2-2 G6-3		0-0 F9 1-2f		0-0 G6-4-3 1-2f		0-0 E4			5 0 0 0 0 1 5	
Wally Joyner, L OBP: 0.354, SLG: 0.317 Carlos Reyes, S (1, 3) (11, 1)		0-2 G6-3		1-1 G4-3		2-3 K		0-0 G3-1		0-0 F7		5 0 0 0 0 1 2 0 0 0 0 0 0 0	
Damian Jackson, R OBP: 0.322, SLG: 0.365 (1, 4) (9, 6)		0-3 K		3-2 G4-6-3 1B		4-2 SH1-4 BB		2-2 P6				3 0 1 0 1 1 0	
Chris Gomez, R OBP: 0.320, SLG: 0.281 Dave Magadan, L OBP: 0.370, SLG: 0.362 (1, 6) (11, 3)		1-1 G6-3		0-0 G4-6-3 1-2f		1 SAFE 3-2 P9 1 SAFE 1 SAFE 1 SAFE		0-1 L8				4 0 0 0 0 0 2 0 0 0 0 0 0 0	
Matt Clement, R OBP: 0.146, SLG: 0.079 Dan Miceli, R David Newhan, L OBP: 0.130, SLG: 0.174 Trevor Hoffman, R OBP: 0.500, SLG: 1.000 (1, 1) (8, 1) (9, 4) (9, 1)			4-1 G6-3 G5-3 HR BB		1-3 K		0-1 SH1-4 1-2		0-0 B2			1 1 0 0 1 1 0 0 0 0 0 0 0 0 1 0 0 0 0 0 0 0 0 0 0 0 0 0	
Inning Stats	R: 0 H: 2 E: 0 LOB: 2 K: 1 BB: 0 S: 17 P: 25	R: 0 H: 0 E: 0 LOB: 0 K: 1 BB: 0 S: 9 P: 10	R: 3 H: 1 E: 0 LOB: 0 K: 0 BB: 2 S: 16 P: 29	R: 0 H: 1 E: 0 LOB: 0 K: 0 BB: 0 S: 6 P: 10	R: 0 H: 0 E: 0 LOB: 0 K: 1 BB: 0 S: 7 P: 10	R: 0 H: 1 E: 0 LOB: 1 K: 1 BB: 0 S: 10 P: 13	R: 0 H: 0 E: 0 LOB: 1 K: 0 BB: 1 S: 10 P: 20	R: 0 H: 1 E: 0 LOB: 2 K: 1 BB: 1 S: 9 P: 13	R: 0 H: 0 E: 0 LOB: 0 K: 0 BB: 0 S: 6 P: 8	R: 0 H: 0 E: 1 LOB: 0 K: 2 BB: 0 S: 7 P: 7	R: 0 H: 0 E: 1 LOB: 1 K: 1 BB: 0 S: 6 P: 6	1B: 5 SF: 0 2B: 0 SAC: 1 3B: 0 DP: 2 HR: 1 HBP: 0	WP: 0 PA: 42 PB: 0 SB: 0 CS: 0
PITCHER	IP WLS BF H R ER SO BB IBB HBP BLK WP HR S P ERA WHIP												
Tom Glavine, L ERA: 4.14 (1, 1)	8.0 32 6 3 3 5 4 0 0 0 0 1 84 130 3.38 1.250												
Rudy Seanez, R ERA: 3.35 (9, 1)	1.0 3 0 0 0 0 0 0 0 0 0 0 6 8 0.00 0.000												
Mike Remlinger, L ERA: 2.32 (10, 1)	2.0 W 7 0 0 0 3 0 0 0 0 0 0 13 13 0.00 0.000												

San Diego Padres @ Atlanta Braves
 Turner Field, Atlanta, GA
 Fri Aug 20 1999, 7:40 PM EDT
 Att: 48,201 - Unknown - 80 F

AB	37
R	3
H	6
RBI	3
BB	4
SO	8
LOB	18



livebaseballscorecards.com

Batter	1	2	3	4	5	6	7	8	9	10	11	AB	R	H	RBI	BB	SO	LOB	BOTTOM
Gerald Williams, R (1, 7) OBP: 0.330, SLG: 0.462	2-2 P3		2-2 G5-3			0-0 B1-3		2-2 FC6-4 HBP	0-2 FC6-2			4	1	0	0	0	0	3	San Diego Padres @ Atlanta Braves Turner Field, Atlanta, GA Fri Aug 20 1999, 7:40 PM EDT Att: 48,201 - Unknown - 80 F livebaseballscorecards.com
Bret Boone, R (1, 4) OBP: 0.315, SLG: 0.421	0-0 L8-4 2B			1-2 G6-4-3 1B		3-1 P4		0-2 E5 FC6-4	2-0 P5			5	0	2	0	0	0	4	
10 Chipper Jones, S (1, 5) OBP: 0.439, SLG: 0.624	2-1 L8-4			2-3 K		2-2 2B		4-0 FC6-4 IBB		0-3 K		4	0	1	0	1	2	2	
Brian Jordan, R (1, 9) OBP: 0.361, SLG: 0.500		0-1 G6-3		1-2 G6-4-3		0-3 K		1-2 FC6-4		0-0 F8		5	0	0	1	0	1	4	
Ryan Klesko, L (1, 3) OBP: 0.379, SLG: 0.558		1-0 1B			3-1 F9		0-0 G3-1	0-0 F7		0-0 G5-3		5	0	1	0	0	0	2	
Andrew Jones, R (1, 8) OBP: 0.353, SLG: 0.485		1-3 K			4-1 1B FC5-4 BB		0-1 P7		1-1 BB SH FC6-2 1B		0-0 E8 FC4 2B	4	2	2	0	1	1	1	
José Hernández, R (1, 6) OBP: 0.357, SLG: 0.455		1-2 G6-3			3-1 SAFE FC5-4 1B		2-3 K		0-0 SH FC6-2 BB		0-0 G5-3	4	0	1	0	0	1	2	
Eddie Pérez, R (1, 2) Walt Weiss, S (8, PR) Greg Myers, L (9, 2) OBP: 0.309, SLG: 0.366 OBP: 0.309, SLG: 0.298 OBP: 0.366, SLG: 0.421			0-2 G5-3		1-0 FC5-4		4-1 HBP E BB		4-0 FC6-2 BB		4-0 FC4 IBB	2	0	0	1	1	0	1	
Tom Glavine, L (1, 1) Keith Lockhart, L (8, PH) Rudy Seanez, R (9, 1) Randall Simon, L (9, PH) Mike Remlinger, L (10, 1) Ozzie Guillen, L (11, PH) OBP: 0.164, SLG: 0.151 OBP: 0.322, SLG: 0.310 OBP: 0.372, SLG: 0.449 OBP: 0.265, SLG: 0.287			3-2 G4-3		1-1 G5-3		2-3 K		0-3 K		0-0 FC4	2	0	0	0	0	0	1	
Inning Stats	R: 0 H: 1 E: 0 LOB: 0 K: 0 BB: 0 S: 6 P: 10	R: 0 H: 1 E: 0 LOB: 1 K: 1 BB: 0 S: 10 P: 13	R: 0 H: 0 E: 0 LOB: 0 K: 0 BB: 0 S: 9 P: 14	R: 0 H: 1 E: 0 LOB: 0 K: 1 BB: 0 S: 10 P: 14	R: 1 H: 1 E: 0 LOB: 1 K: 0 BB: 1 S: 8 P: 20	R: 0 H: 1 E: 0 LOB: 1 K: 1 BB: 0 S: 10 P: 15	R: 0 H: 0 E: 0 LOB: 0 K: 1 BB: 0 S: 6 P: 8	R: 2 H: 0 E: 1 LOB: 2 K: 1 BB: 2 S: 13 P: 26	R: 0 H: 1 E: 1 LOB: 3 K: 1 BB: 1 S: 10 P: 17	R: 0 H: 0 E: 0 LOB: 0 K: 1 BB: 0 S: 5 P: 5	R: 1 H: 1 E: 1 LOB: 2 K: 0 BB: 1 S: 3 P: 7	1B: 4 SF: 0 2B: 4 SAC: 1 3B: 0 DP: 2 HR: 0 HBP: 1	WP: 0 PA: 45 PB: 0 SB: 0 CS: 0						
PITCHER	IP WLS BF H R ER SO BB IBB HBP BLK WP HR S P ERA WHIP																		
Matt Clement, R (1, 1) ERA: 4.77	7.0																		
Dan Miceli, R (8, 1) ERA: 4.25	1.0	B	9	1	1	0	1	1	1	0	0	0	0	15	29	0.00	2.000		
Trevor Hoffman, R (9, 1) ERA: 2.5	2.0		6	0	0	0	2	0	0	0	0	0	0	12	14	0.00	0.000		
Carlos Reyes, R (11, 1) ERA: 3.21	0.1	L	4	1	1	0	0	0	1	0	0	0	0	3	7	0.00	3.000		



Batter	1	2	3	4	5	6	7	8	9	AB R H RBI BB SO LOB	TOP											
Eric Owens, R OBP: 0.332, SLG: 0.412 (1, 8)	0-0 G1-3		0-3 K		0-0 L7			1-2 G4-3		4 0 0 0 0 1 1												
Tony Gwynn, L OBP: 0.379, SLG: 0.462 (1, 9)	2-1 G3-1		0-2 E 1-H 2B		1-1 1B			1-2 G4-3		4 1 2 1 0 0 0												
Reggie Sanders, R OBP: 0.394, SLG: 0.535 (1, 7)	0-0 1B		0-0 E8 1B 2-H 1B		3-3 K			2-3 K		4 0 2 0 0 2 1												
Phil Nevin, R OBP: 0.361, SLG: 0.570 (1, 5)	2-3 K		1-0 1B		0-0 G3-6 1B			0-3 K		4 0 2 0 0 2 1												
John Vander Wal, L OBP: 0.372, SLG: 0.447 (1, 3)		1-1 G4-3	2-2 G1-3		0-2 G3-6 1-2f			1-3 K		3 0 0 0 0 0 3												
Wiki Gonzalez, R OBP: 0.250, SLG: 0.333 (9, PH)								2-3 K2-3		1 0 0 0 0 1 0												
Ben Davis, S OBP: 0.309, SLG: 0.382 (1, 2)		2-3 K		1-3 K		1-0 G4-3				4 0 0 0 0 3 0												
David Newhan, L OBP: 0.115, SLG: 0.154 (1, 4)		1-3 K		1-3 K			2-3 K			3 0 0 0 0 3 0												
Damian Jackson, R OBP: 0.322, SLG: 0.365 (1, 6)			2-2 CS 1B	3-2 P6			1-0 F8			3 0 1 0 0 0 0												
Andy Ashby, R OBP: 0.196, SLG: 0.204 (1, 1)			2-1 2B 1B		0-2 P1		2-3 K			3 1 1 0 0 1 0												
Matt Whisenant, R (8, 1)										0 0 0 0 0 0 0												
Inning Stats	R: 0 E: 0 K: 1 S: 8	H: 1 LOB: 1 BB: 0 P: 11	R: 0 E: 0 K: 2 S: 8	H: 0 LOB: 0 BB: 0 P: 12	R: 2 E: 1 K: 1 S: 19	H: 5 LOB: 2 BB: 0 P: 25	R: 0 E: 0 K: 2 S: 11	H: 0 LOB: 0 BB: 0 P: 16	R: 0 E: 0 K: 1 S: 11	H: 1 LOB: 1 BB: 0 P: 15	R: 0 E: 0 K: 0 S: 5	H: 1 LOB: 0 BB: 0 P: 6	R: 0 E: 0 K: 2 S: 10	H: 0 LOB: 0 BB: 0 P: 15	R: 0 E: 0 K: 1 S: 11	H: 0 LOB: 0 BB: 0 P: 15	R: 0 E: 0 K: 3 S: 11	H: 0 LOB: 0 BB: 0 P: 14	1B: 7 2B: 1 3B: 0 HR: 0	SF: 0 SAC: 0 DP: 1 HBP: 0	WP: 0 PB: 0 SB: 0 CS: 1	PA: 33
PITCHER	IP WLS BF H R ER SO BB IBB HBP BLK WP HR S P ERA WHIP																					
Greg Maddux, R ERA: 3.61 (1, 1)	7.0 W 27 8 2 2 9 0 0 0 0 0 0 0 72 100 2.57 1.143																					
Russ Springer, R ERA: 4.08 (8, 1)	1.0 H 3 0 0 0 1 0 0 0 0 0 0 0 11 15 0.00 0.000																					
John Rocker, L ERA: 2.78 (9, 1)	1.0 3 0 0 0 3 0 0 0 0 0 0 0 11 14 0.00 0.000																					

San Diego Padres @ Atlanta Braves
Turner Field, Atlanta, GA
Sat Aug 21 1999, 4:05 PM EDT
Att. 48,362 - Sunny - 90 F

livebaseballscorecards.com

AB	33
R	2
H	8
RBI	1
BB	0
SO	13
LOB	6



Batter	1	2	3	4	5	6	7	8	9
Gerald Williams, R (1, 7) OBP: 0.329, SLG: 0.459	2-3 K		0-2 2B 1B		3-1 G1-3		3-1 G6-3		
Bret Boone, R (1, 4) OBP: 0.316, SLG: 0.423	2-0 G5-3		2-2 1B E 2B		0-1 G5-3			4-2 10 2B 1B BB	
10 Chipper Jones, S (1, 5) OBP: 0.441, SLG: 0.627	1-0 F7		4-0 1B E IBB		0-0 1B			0-0 1B 2B	
Brian Jordan, R (1, 9) OBP: 0.364, SLG: 0.502		3-2 G4-6-3 1B	1-0 E6 1B		0-0 P5			0-0 1B	
Ryan Klesko, L (1, 3) OBP: 0.376, SLG: 0.553		2-0 G4-6-3	0-0 G3		1-1 G6-3			2-3 3-H K	
Brian Hunter, R (8, PH) OBP: 0.368, SLG: 0.456									
Andrew Jones, R (1, 8) OBP: 0.352, SLG: 0.483		1-3 K		3-3 K		0-0 G5-3		1-2 1B	
José Hernández, R (1, 6) OBP: 0.354, SLG: 0.450			2-3 K	0-3 K		2-1 G4-3		1-0 L4	
John Rocker, R (9, 1)									
Eddie Pérez, R (1, 2) OBP: 0.312, SLG: 0.365			2-1 1B HBP	1-2 1B		0-3 K G1-4-3		2-2 L7	
Greg Maddux, R (1, 1) OBP: 0.231, SLG: 0.380			0-0 1B 2B 1B	0-2 G1-3		0-1 G1-4-3			
Ozzie Guillen, L (7, PH) OBP: 0.264, SLG: 0.286									
Russ Springer, R (8, 1)									
Walt Weiss, S (9, 6) OBP: 0.309, SLG: 0.298									

AB	R	H	RBI	BB	SO	LOB
4	1	1	1	0	1	0
3	2	1	1	1	0	0
3	1	2	0	1	0	0
4	0	3	2	0	0	1
3	0	0	0	0	0	2
1	0	0	0	0	1	2
4	0	1	1	0	2	0
4	0	0	0	0	2	2
0	0	0	0	0	0	0
3	1	1	0	0	1	2
2	1	1	0	0	0	1
1	0	0	0	0	0	1
0	0	0	0	0	0	0
0	0	0	0	0	0	0

BOTTOM	
San Diego Padres @ Atlanta Braves	
Turner Field, Atlanta, GA	
Sat Aug 21 1999, 4:05 PM EDT	
Att. 48,362 - Sunny - 90 F	
	livebaseballscorecards.com
AB	32
R	6
H	10
RBI	5
BB	2
SO	7
LOB	11
	
WP: 1	PA: 35
PB: 0	
SB: 0	
CS: 0	

Inning Stats		R	H	E	K	S	P	ERA	WHIP
		0	0	0	1	10			
		0	1	0	1	13			
		4	4	1	1	25			
		0	1	0	2	16			
		0	1	0	0	9			
		0	0	0	1	10			
		2	3	0	1	27			

PITCHER		IP	WLS	BF	H	R	ER	SO	BB	IBB	HBP	BLK	WP	HR	S	P	ERA	WHIP
Andy Ashby, R (1, 1) ERA: 3.73		7.0	L	31	9	6	5	6	1	1	1	0	1	0	61	99	6.43	1.429
Matt Whisenant, L (8, 1) ERA: 6.2		1.0		4	1	0	0	1	0	0	0	0	0	13	19	0.00	1.000	

Batter	1	2	3	4	5	6	7	8	9	AB R H RBI BB SO LOB	TOP		
Eric Owens, R (1, 3) OBP: 0.329, SLG: 0.407 Donne Wall, R (7, 1) Matt Whisenant, R (8, 1) Ed Giovanola, L (9, 4) OBP: 0.297, SLG: 0.236	0-2 G5-3		1-0 G6-3			0-0 F7	0-1 FC5			4 0 0 0 0 0 3 0			
Tony Gwynn, L (1, 9) OBP: 0.377, SLG: 0.459	1-2 F7		1-1 FC6-4 1B			0-0 F8		0-3 K		4 0 1 1 0 1 0			
Reggie Sanders, R (1, 7) OBP: 0.393, SLG: 0.535	0-0 G6-3		1-2 FC6-4			0-0 2B		2-0 L4		4 1 1 0 0 0 1			
Phil Nevin, R (1, 5) OBP: 0.363, SLG: 0.573		1-2 F8		0-0 G5-4-3 1B		0-1 2B		1-2 G6-3		4 0 2 1 0 0 0			
Wiki Gonzalez, R (1, 2) OBP: 0.250, SLG: 0.316		1-2 1B		1-2 G5-4-3		0-0 G6-3			3-3 K	4 0 1 0 0 1 2			
Ruben Rivera, R (1, 8) OBP: 0.296, SLG: 0.440		1-0 F8		0-2 G6-3			1-3 K		0-0 F7	4 0 0 0 0 1 1			
Damian Jackson, R (1, 4) OBP: 0.318, SLG: 0.360 Dan Miceli, R (9, 1)		1-3 K			3-1 F8		3-2 E5 FC5		3-3 K	4 0 0 0 0 2 1 0 0 0 0 0 0 0	AB 32 R 2 H 6 RBI 2 BB 1 SO 7 LOB 10		
Chris Gomez, R (1, 6) OBP: 0.326, SLG: 0.284			0-0 G6-3 SH1-4 1B		0-1 F8		4-1 BB			2 1 1 0 1 0 0			
Sterling Hitchcock, L (1, 1) OBP: 0.122, SLG: 0.065 Dave Magadan, L (7, PH) OBP: 0.369, SLG: 0.360 (7, 3)			1-0 SH1-4		2-3 K		0-3 K			1 0 0 0 0 1 0 1 0 0 0 0 1 2			
Inning Stats	R: 0 H: 0 E: 0 LOB: 0 K: 0 BB: 0 S: 8 P: 9	R: 0 H: 1 E: 0 LOB: 1 K: 1 BB: 0 S: 11 P: 15	R: 1 H: 2 E: 0 LOB: 1 K: 0 BB: 0 S: 8 P: 12	R: 0 H: 1 E: 0 LOB: 0 K: 0 BB: 0 S: 7 P: 8	R: 0 H: 0 E: 0 LOB: 0 K: 1 BB: 0 S: 7 P: 12	R: 1 H: 2 E: 0 LOB: 1 K: 0 BB: 0 S: 6 P: 6	R: 0 H: 0 E: 1 LOB: 2 K: 2 BB: 1 S: 14 P: 22	R: 0 H: 0 E: 0 LOB: 0 K: 1 BB: 0 S: 8 P: 11	R: 0 H: 0 E: 0 LOB: 0 K: 2 BB: 0 S: 8 P: 14	1B: 4 SF: 0 2B: 2 SAC: 1 3B: 0 DP: 1 HR: 0 HBP: 0	WP: 0 PA: 34 PB: 0 SB: 0 CS: 0		
PITCHER	IP WLS BF H R ER SO BB IBB HBP BLK WP HR S P ERA WHIP											PITCHER	IP WLS BF H R ER SO BB IBB HBP BLK WP HR S P ERA WHIP
Terry Mulholland, L (1, 1) ERA: 4.84 John Rocker, L (9, 1) ERA: 2.73	8.0 31 6 2 2 5 1 0 0 0 0 0 0 69 95 2.25 0.875												

San Diego Padres @ Atlanta Braves
Turner Field, Atlanta, GA
Sun Aug 22 1999, 1:10 PM EDT
Att. 33,847 - Sunny - 85 F

livebaseballscorecards.com



BOTTOM

San Diego Padres @ Atlanta Braves
 Turner Field, Atlanta, GA
 Sun Aug 22 1999, 1:10 PM EDT
 Att. 33,847 - Sunny - 85 F

livebaseballscorecards.com

AB	32
R	3
H	9
RBI	2
BB	5
SO	8
LOB	19



WP:	1	PA:	40
PB:	0		
SB:	1		
CS:	0		

Batter	1	2	3	4	5	6	7	8	9	AB	R	H	RBI	BB	SO	LOB					
Gerald Williams, R OBP: 0.330, SLG: 0.456 (1, 7)	0-2 FC6-4 1B		1-1 B2		2-3 K		1-2 G3-1		4-0 SH1-4 1B BB	4	1	1	0	1	1	1					
Bret Boone, R OBP: 0.317, SLG: 0.426 (1, 4)	3-2 F8		2-0 1-3 2B		1-2 F8		3-1 1B		0-1 SH1-4 1-2	4	0	2	0	0	0	1					
10 Chipper Jones, S OBP: 0.441, SLG: 0.624 (1, 5)	0-0 FC6-4 1-2f		1-3 K2-3		2-0 1B		0-1 G3		4-0 1B IBB	4	0	1	0	1	1	4					
Brian Jordan, R OBP: 0.366, SLG: 0.502 (1, 9)	0-0 G1-3			1-2 BB SF8 HBP	2-0 F8			1-2 FC5-6 1B BB	2-1 1B	4	1	2	1	0	0	2					
Andrew Jones, R OBP: 0.353, SLG: 0.484 (1, 8)		3-1 G6-3		1-3 K		0-0 G5-3 WP 2B		4-1 G1-3 FC5-6 BB		3	1	1	0	1	1	1					
José Hernández, R OBP: 0.353, SLG: 0.448 (1, 6)		1-3 K		1-0 SF8 BB 1B		0-2 G5-3		0-0 FC5-6 G1-3		4	0	1	0	0	1	3					
Brian Hunter, R OBP: 0.368, SLG: 0.449 (8, PH) Randall Simon, L OBP: 0.370, SLG: 0.447 (9, 3)		3-3 K		4-2 BB		3-3 K		1-2 G1-3		2	0	0	0	1	2	0					
Eddie Pérez, R OBP: 0.311, SLG: 0.362 (1, 2)			1-0 F9	1-1 SF8		1-3 K		4-0 IBB		2	0	0	1	1	1	0					
Terry Mulholland, R OBP: 0.154, SLG: 0.108 Walt Weiss, S OBP: 0.308, SLG: 0.297 John Rocker, R (9, 1)			1-1 2B 1B		2-3 3-H 2-3 K		0-0 G4-3	0-0 G5-3		3	0	1	0	0	1	2					
										1	0	0	0	0	0	3					
										0	0	0	0	0	0	0					
Inning Stats	R: 0 E: 0 K: 0 S: 8	H: 1 LOB: 1 BB: 0 P: 11	R: 0 E: 0 K: 2 S: 8	H: 0 LOB: 0 BB: 0 P: 15	R: 0 E: 0 K: 1 S: 9	H: 2 LOB: 2 BB: 0 P: 15	R: 1 E: 0 K: 2 S: 15	H: 1 LOB: 2 BB: 1 P: 25	R: 0 E: 0 K: 1 S: 10	H: 1 LOB: 1 BB: 0 P: 17	R: 1 E: 0 K: 2 S: 11	H: 1 LOB: 0 BB: 0 P: 15	R: 0 E: 0 K: 0 S: 8	H: 1 LOB: 1 BB: 0 P: 12	R: 0 E: 0 K: 0 S: 9	H: 1 LOB: 3 BB: 2 P: 19	R: 1 E: 0 K: 0 S: 4	H: 1 LOB: 2 BB: 2 P: 14	1B: 7 2B: 2 3B: 0 HR: 0	SF: 1 SAC: 1 DP: 0 HBP: 1	
PITCHER	IP	WLS	BF	H	R	ER	SO	BB	IBB	HBP	BLK	WP	HR	S	P	ERA	WHIP				
Sterling Hitchcock, L ERA: 4.27 (1, 1)	6.0		26	6	2	2	8	1	0	0	0	1	0	61	98	3.00	1.167				
Donne Wall, R ERA: 2.91 (7, 1)	1.1		7	2	0	0	0	1	0	0	0	0	0	13	22	0.00	2.250				
Matt Whisenant, L ERA: 6.1 (8, 1)	0.2		3	0	0	0	0	0	1	0	0	0	0	4	9	0.00	0.000				
Dan Miceli, R ERA: 4.39 (9, 1)	0.1	L	4	1	1	1	0	1	1	0	0	0	0	4	14	27.00	6.000				

Batter	1	2	3	4	5	6	7	8	9	AB R H RBI BB SO LOB	TOP																
Quilvio Veras, S (1, 4) OBP: 0.371, SLG: 0.369 Ed Giovanola, L (6, PR) OBP: 0.303, SLG: 0.232 (6, 4)	1-1 		1-0 	0-1 		2-1 		4-0 	0-1 	4 1 2 0 0 0 0 1 0 0 0 1 0 2																	
Tony Gwynn, L (1, 9) OBP: 0.381, SLG: 0.468 Eric Owens, R (8, PR) OBP: 0.329, SLG: 0.407 (8, 7)	1-2 		3-1 	0-0 		1-2 		1-2 		5 2 3 1 0 0 2 0 1 0 0 0 0 0																	
Reggie Sanders, R (1, 7) OBP: 0.396, SLG: 0.539 (8, 9)	1-1 		1-1 	0-0 		1-0 		1-0 		5 0 3 4 0 0 3																	
Phil Nevin, R (1, 5) OBP: 0.360, SLG: 0.564	2-2 		0-2 	4-2 		1-2 		2-1 		4 0 0 0 1 0 6																	
Dave Magadan, L (1, 3) OBP: 0.369, SLG: 0.358 Trevor Hoffman, R (8, 1) OBP: 0.500, SLG: 1.000		2-1 	2-2 	0-2 		4-2 		3-1 		4 0 1 0 1 0 4 0 0 0 0 0 0 0																	
Ruben Rivera, R (1, 8) OBP: 0.298, SLG: 0.436		3-2 		4-2 	0-3 		0-3 		4-2 	3 1 0 0 2 2 2																	
Ben Davis, S (1, 2) OBP: 0.301, SLG: 0.372		0-1 		0-0 	0-0 		3-2 		2-3 	5 0 0 0 0 1 4	AB 38 R 7 H 12 RBI 7 BB 7 SO 4 LOB 29																
Damian Jackson, R (1, 6) OBP: 0.325, SLG: 0.363		2-1 		0-2 	2-1 		4-2 		0-3 	3 1 2 0 1 1 1																	
Woody Williams, R (1, 1) OBP: 0.214, SLG: 0.245 John Vander Wal, L (7, PH) OBP: 0.370, SLG: 0.445 Will Cunnane, R (7, 1) Donne Wall, R (7, 1) Wally Joyner, L (8, 3) OBP: 0.356, SLG: 0.317		2-0 		0-2 	0-2 		1-2 		4-0 	3 1 1 2 0 0 3 1 0 0 0 0 0 2 0 0 0 0 0 0 0 0 0 0 0 0 0 0 0 0 0 0 1 0 0																	
Inning Stats	R: 0 H: 1 E: 0 LOB: 1 K: 0 BB: 0 S: 10 P: 15	R: 0 H: 2 E: 0 LOB: 2 K: 0 BB: 0 S: 11 P: 20	R: 1 H: 2 E: 0 LOB: 1 K: 0 BB: 0 S: 11 P: 18	R: 5 H: 5 E: 0 LOB: 1 K: 0 BB: 2 S: 20 P: 28	R: 0 H: 0 E: 0 LOB: 1 K: 1 BB: 0 S: 8 P: 10	R: 0 H: 1 E: 0 LOB: 2 K: 0 BB: 0 S: 10 P: 15	R: 0 H: 0 E: 1 LOB: 2 K: 1 BB: 2 S: 16 P: 28	R: 1 H: 1 E: 0 LOB: 2 K: 0 BB: 1 S: 8 P: 19	R: 0 H: 0 E: 0 LOB: 2 K: 2 BB: 2 S: 10 P: 20	1B: 8 SF: 0 2B: 4 SAC: 0 3B: 0 DP: 0 HR: 0 HBP: 1	WP: 1 PA: 46 PB: 0 SB: 0 CS: 0																
PITCHER	IP WLS BF H R ER SO BB IBB HBP BLK WP HR S P ERA WHIP											PITCHER	IP WLS BF H R ER SO BB IBB HBP BLK WP HR S P ERA WHIP														
Chad Ogea, R (1, 1) ERA: 5.57	3.2	L	22	10	6	6	0	2	0	0	0	0	0	49	78	14.73	3.273										
Joe Grahe, R (4, 1) ERA:	3.1		14	1	0	0	2	2	0	1	0	0	0	37	56	0.00	0.900										
Scott Aldred, L (8, 1) ERA: 3.7	1.0		5	1	1	1	0	1	0	0	0	0	0	8	19	9.00	2.000										
Amaury Telemaco, R (9, 1) ERA: 4.24	1.0		5	0	0	0	2	1	1	0	0	1	0	10	20	0.00	1.000										

San Diego Padres @ Philadelphia Phillies
 Veterans Stadium, Philadelphia, PA
 Mon Aug 23 1999, 7:35 PM EDT
 Att. 18,759 - Unknown - 81 F

livebaseballscorecards.com



Batter	1	2	3	4	5	6	7	8	9	AB	R	H	RBI	BB	SO	LOB
--------	---	---	---	---	---	---	---	---	---	----	---	---	-----	----	----	-----

Rob Ducey, L <small>(1, 8) OBP: 0.382, SLG: 0.482</small>	2-2 HR		2-3 K		2-1 G4-3		0-1 2B 1B	1-1 F9		5	1	2	1	0	1	0
Ron Gant, R <small>(1, 7) OBP: 0.360, SLG: 0.445</small>	1-3 K		2-3 K			3-3 K	2-2 2B		2-3 K	5	0	1	1	0	4	0
Bobby Abreu, L <small>(1, 9) OBP: 0.440, SLG: 0.558</small>	0-3 K			1-1 G4-3 1B		4-2 BB	4-0 BB		3-1 L7	3	0	1	0	2	1	0
Scott Rolen, R <small>(1, 5) OBP: 0.365, SLG: 0.522</small>	1-3 K			0-3 K		3-3 K	0-3 K		0-3 K	5	0	0	0	0	5	5
Rico Brogna, L <small>(1, 3) OBP: 0.336, SLG: 0.444</small>		3-3 K		0-0 G4-3		2-3 K		2-0 WP HR 2B		4	1	1	0	0	2	2
Mike Lieberthal, R <small>(1, 2) OBP: 0.382, SLG: 0.584</small>		0-2 1B 1B		4-2 BB		0-0 HR	4-0 HR BB			2	2	2	1	2	0	0
Marlon Anderson, L <small>(1, 4) OBP: 0.280, SLG: 0.349</small>		0-0 G5-4-3 1B		0-1 G3-1		0-2 L5	2-2 F7			4	0	1	0	0	0	4
Alex Arias, R <small>(1, 6) OBP: 0.377, SLG: 0.406</small>		2-2 G5-4-3			2-2 F7	1-1 G1-3	0-0 HR			4	1	1	3	0	0	2
Chad Ogea, R <small>(1, 1) OBP: 0.176, SLG: 0.098</small> Joe Gralhe, R <small>(4, 1)</small> Kevin Seifick, R <small>(7, PH) OBP: 0.355, SLG: 0.383</small> Scott Aلدred, L <small>(8, 1)</small> 23 Kevin Jordan, R <small>(8, PH) OBP: 0.372, SLG: 0.455</small> Amaury Telemaco, R <small>(9, 1)</small>			1-3 K		2-3 K		4-0 2B BB	1-2 P6		1	0	0	0	0	1	0

Inning Stats	R: 1	H: 1	E: 0	K: 3	S: 12	LOB: 0	BB: 0	P: 16	R: 0	H: 2	E: 0	K: 1	S: 10	LOB: 1	BB: 0	P: 15	R: 0	H: 0	E: 0	K: 3	S: 9	LOB: 0	BB: 0	P: 14	R: 0	H: 1	E: 0	K: 1	S: 13	LOB: 2	BB: 1	P: 18	R: 0	H: 0	E: 0	K: 1	S: 9	LOB: 0	BB: 0	P: 15	R: 0	H: 0	E: 0	K: 3	S: 14	LOB: 1	BB: 1	P: 26	R: 2	H: 3	E: 0	K: 1	S: 15	LOB: 3	BB: 2	P: 26	R: 3	H: 2	E: 0	K: 2	S: 11	LOB: 0	BB: 1	P: 21	R: 0	H: 0	E: 0	K: 2	S: 8	LOB: 0	BB: 0	P: 13	1B: 4	2B: 2	3B: 0	HR: 3	SF: 0	SAC: 0	DP: 1	HBP: 0	WP: 1	PA: 40
--------------	------	------	------	------	-------	--------	-------	-------	------	------	------	------	-------	--------	-------	-------	------	------	------	------	------	--------	-------	-------	------	------	------	------	-------	--------	-------	-------	------	------	------	------	------	--------	-------	-------	------	------	------	------	-------	--------	-------	-------	------	------	------	------	-------	--------	-------	-------	------	------	------	------	-------	--------	-------	-------	------	------	------	------	------	--------	-------	-------	-------	-------	-------	-------	-------	--------	-------	--------	-------	--------

PITCHER	IP	WLS	BF	H	R	ER	SO	BB	IBB	HBP	BLK	WP	HR	S	P	ERA	WHIP
Woody Williams, R <small>(1, 1) ERA: 4.79</small>	6.0	W	23	4	1	1	12	2	0	0	0	0	1	67	104	1.50	1.000
Will Cunnane, R <small>(7, 1) ERA: 5.23</small>	0.2		6	3	2	2	0	1	0	0	0	0	1	12	19	27.00	6.000
Donne Wall, R <small>(7, 1) ERA: 3.36</small>	0.2	H	6	2	3	3	1	2	0	0	0	1	1	8	20	40.50	6.000
Trevor Hoffman, R <small>(8, 1) ERA: 2.43</small>	1.2	S	5	0	0	0	2	0	0	0	0	0	0	14	21	0.00	0.000

BOTTOM

San Diego Padres @ Philadelphia Phillies
 Veterans Stadium, Philadelphia, PA
 Mon Aug 23 1999, 7:35 PM EDT
 Att: 18,759 - Unknown - 81 F

AB	35
R	6
H	9
RBI	6
BB	5
SO	15
LOB	13

livebaseballscorecards.com



PITCHER	IP	WLS	BF	H	R	ER	SO	BB	IBB	HBP	BLK	WP	HR	S	P	ERA	WHIP
Woody Williams, R <small>(1, 1) ERA: 4.79</small>	6.0	W	23	4	1	1	12	2	0	0	0	0	1	67	104	1.50	1.000
Will Cunnane, R <small>(7, 1) ERA: 5.23</small>	0.2		6	3	2	2	0	1	0	0	0	0	1	12	19	27.00	6.000
Donne Wall, R <small>(7, 1) ERA: 3.36</small>	0.2	H	6	2	3	3	1	2	0	0	0	1	1	8	20	40.50	6.000
Trevor Hoffman, R <small>(8, 1) ERA: 2.43</small>	1.2	S	5	0	0	0	2	0	0	0	0	0	0	14	21	0.00	0.000

Batter	1	2	3	4	5	6	7	8	9	AB R H RBI BB SO LOB	TOP											
Quilvio Veras, S (1, 4) <small>OBP: 0.371, SLG: 0.367</small> Damian Jackson, R (7, 4) <small>OBP: 0.324, SLG: 0.362</small>	0-1 G6-3		2-0 G4-6-3			4-2 G1-6-3 BB		0-0 FC6-4		2 0 0 0 1 0 1 1 0 0 0 0 0 1												
Tony Gwynn, L (1, 9) <small>OBP: 0.377, SLG: 0.463</small> Eric Owens, R (7, 9) <small>OBP: 0.328, SLG: 0.406</small>	0-0 F8			3-1 F8		0-1 G1-6-3		2-2 F8		3 0 0 0 0 0 1 1 0 0 0 0 0 1												
Reggie Sanders, R (1, 7) <small>OBP: 0.398, SLG: 0.548</small> John Vander Wal, L (7, 7) <small>OBP: 0.369, SLG: 0.443</small>	0-1 G6-3			1-1 HR		1-2 2B 1B		3-3 K		3 2 2 1 0 0 0 1 0 0 0 0 1 1												
Phil Nevin, R (1, 5) <small>OBP: 0.360, SLG: 0.565</small> Ed Giovanola, L (7, 5) <small>OBP: 0.299, SLG: 0.228</small>		0-1 L9		0-0 F9		1-0 2B		1-0 P5		3 0 1 1 0 0 0 1 0 0 0 0 0 0												
Dave Magadan, L (1, 3) <small>OBP: 0.369, SLG: 0.355</small> Dan Miceli, R (7, 1) Wiki Gonzalez, R (9, PH) <small>OBP: 0.238, SLG: 0.300</small>		4-2 FC5-4 BB		1-1 F7		1-3 K		2-0 G5-3		2 0 0 0 1 1 1 0 0 0 0 0 0 0 1 0 0 0 0 0 0												
Ruben Rivera, R (1, 8) <small>OBP: 0.297, SLG: 0.432</small>		3-2 P2			3-2 F8		0-1 F7		4-2 BLK BB	3 0 0 0 1 0 1												
Ben Davis, S (1, 2) <small>OBP: 0.295, SLG: 0.364</small>		1-0 FC5-4			1-2 G1-3		0-2 L9		2-3 K	4 0 0 0 0 1 2												
Chris Gomez, R (1, 6) <small>OBP: 0.326, SLG: 0.285</small>			1-2 G5-3		0-0 1B		1-3 K			3 0 1 0 0 1 0												
34 Stan Spencer, R (1, 1) Carlos Reyes, S (3, 1) Matt Whiteside, R (6, 1) Wally Joyner, L (6, 3) <small>OBP: 0.358, SLG: 0.320</small>			2-1 G4-6-3 HBP		2-3 K			0-1 FC6-4 1B		0 0 0 0 0 0 0 1 0 0 0 0 1 1 0 0 0 0 0 0 0 1 0 1 0 0 0 0												
Inning Stats	R: 0 E: 0 K: 0 S: 5	H: 0 LOB: 0 BB: 0 P: 5	R: 0 E: 0 K: 0 S: 9	H: 0 LOB: 1 BB: 1 P: 17	R: 0 E: 0 K: 0 S: 5	H: 0 LOB: 0 BB: 0 P: 10	R: 1 E: 0 K: 0 S: 7	H: 1 LOB: 0 BB: 0 P: 12	R: 0 E: 0 K: 1 S: 11	H: 1 LOB: 1 BB: 0 P: 17	R: 1 E: 0 K: 1 S: 14	H: 2 LOB: 1 BB: 1 P: 21	R: 0 E: 0 K: 1 S: 9	H: 0 LOB: 0 BB: 0 P: 10	R: 0 E: 0 K: 1 S: 11	H: 1 LOB: 1 BB: 0 P: 16	R: 0 E: 0 K: 1 S: 10	H: 0 LOB: 1 BB: 1 P: 19	1B: 3 2B: 1 3B: 0 HR: 1	SF: 0 SAC: 0 DP: 2 HBP: 1	WP: 0 PB: 0 SB: 0 CS: 0	PA: 34
PITCHER	IP WLS BF H R ER SO BB IBB HBP BLK WP HR S P ERA WHIP																					
Paul Byrd, R (1, 1) <small>ERA: 3.86</small> Steve Montgomery, R (8, 1) <small>ERA: 3.77</small> Wayne Gomes, R (9, 1) <small>ERA: 4.25</small>	7.0 W 26 4 2 2 3 2 0 1 0 0 1 60 92 2.57 0.857																					

San Diego Padres @ Philadelphia Phillies
 Veterans Stadium, Philadelphia, PA
 Tue Aug 24 1999, 7:35 PM EDT
 Att. 18,126 - Cloudy - 79 F

AB	30
R	2
H	5
RBI	2
BB	3
SO	5
LOB	10



Batter	1	2	3	4	5	6	7	8	9
Rob Ducey, L (1, 8) OBP: 0.398, SLG: 0.503	2-2 1B HR 1B	1-2 3B S 1B	1-1 2B 2-H 3-H			3-2 1B 1B 2B 1B	2-1 HR 1B	1-2 F8	
Ron Gant, R (1, 7) OBP: 0.364, SLG: 0.452	3-2 S HR 1B	3-2 SAFE 1-H 3B	2-1 G6-3			2-2 1B 2B 1B	4-1 HR BB	1-1 F8	
Bobby Abreu, L (1, 9) OBP: 0.441, SLG: 0.573	3-2 HR 1-H 3-H	2-1 F8				2-2 2B 1B	1-1 HR 1-H 2-H	1-2 23 FC6-4 1B	
15 David Doster, R (8, 5) OBP: 0.329, SLG: 0.371									
Scott Rolen, R (1, 5) OBP: 0.366, SLG: 0.526	1-3 K					1-0 1B SF8	1-0 2B	1-2 FC6-4	
23 Kevin Jordan, R (7, 5) OBP: 0.373, SLG: 0.455									
Rico Brogna, L (1, 3) OBP: 0.341, SLG: 0.452	2-2 G3					0-1 FC6-4	3-1 1B 2B		
Steve Montgomery, R (8, 1) OBP: 1.000, SLG: 1.000									
Wayne Gomes, R (9, 1) OBP: 1.000, SLG: 1.000									
Mike Lieberthal, R (1, 2) OBP: 0.381, SLG: 0.581	4-1 BB					0-1 SF8	0-0 2B		
Gary Bennett, R (7, PH) OBP: 0.304, SLG: 0.351									
Marlon Anderson, L (1, 4) OBP: 0.276, SLG: 0.345	2-3 K					0-1 G5-3	1-0 K	1-0 L6	
Alex Arias, R (1, 6) OBP: 0.377, SLG: 0.410						2-2 G5-3	1-0 FC6-4	1-0 2B	
Paul Byrd, R (1, 1) OBP: 0.231, SLG: 0.149						0-0 B1-3		G5-3	
Kevin Sefcik, R (7, PH) OBP: 0.351, SLG: 0.378								G3	

AB	R	H	RBI	BB	SO	LOB
6	4	5	2	0	0	0
5	3	3	1	1	0	1
5	3	3	6	0	0	1
1	0	1	0	0	0	0
4	2	2	3	0	2	0
2	1	1	0	0	0	1
5	2	4	2	0	0	0
0	0	0	0	0	0	0
0	0	0	0	0	0	0
2	0	0	1	1	0	2
1	1	1	0	0	0	0
5	1	0	0	0	2	6
5	1	2	3	0	1	1
2	0	0	0	0	1	0
2	0	0	0	0	0	1

Inning	R	H	E	K	S
1	3	3	0	2	9
2	1	2	0	2	22
3	4	4	1	0	27
4	0	1	0	1	14
5	0	0	0	7	9
6	4	5	0	1	29
7	6	6	0	15	29
8	0	1	0	13	17

BOTTOM

San Diego Padres @ Philadelphia Phillies
Veterans Stadium, Philadelphia, PA

Tue Aug 24 1999, 7:35 PM EDT
Att. 18,126 - Cloudy - 79 F

AB	45
R	18
H	22
RBI	18
BB	2
SO	6
LOB	13



1B	13	SF	1	WP	0	PA	49
2B	6	SAC	1	PB	0		
3B	1	DP	0	SB	2		
HR	2	HBP	0	CS	0		

PITCHER	IP	WLS	BF	H	R	ER	SO	BB	IBB	HBP	BLK	WP	HR	S	P	ERA	WHIP
34 Stan Spencer, R (1, 1) ERA: 9.16	2.2	L	18	8	8	6	4	1	0	0	0	0	1	56	87	20.25	3.375
Carlos Reyes, R (3, 1) ERA: 3.23	2.1		10	3	1	1	1	0	0	0	0	0	0	23	36	3.86	1.286
Matt Whiteside, R (6, 1) ERA: 48.6	1.2		16	10	9	9	1	1	0	0	0	0	1	30	51	48.60	6.600
Dan Miceli, R (7, 1) ERA: 4.28	1.1		5	1	0	0	0	0	0	0	0	0	0	14	18	0.00	0.750

Batter	1	2	3	4	5	6	7	8	9	AB R H RBI BB SO LOB	TOP
Quilvio Veras, S <small>(1, 4) OBP: 0.369, SLG: 0.364</small>	4-1 		1-1 F7		0-0 L7		1-0 F7			3 0 0 0 1 0 2	
Eric Owens, R <small>(1, 7) OBP: 0.328, SLG: 0.404</small> <small>(6, 8)</small>	0-1 G6-3 1-2f		2-2 		2-0 L9			0-0 F9		4 0 1 0 0 0 2	
Reggie Sanders, R <small>(1, 9) OBP: 0.396, SLG: 0.545</small>	2-3 K		1-3 K			1-0 		0-0 F7		4 0 1 0 0 2 2	
Phil Nevin, R <small>(1, 5) OBP: 0.362, SLG: 0.574</small>		2-2 	1-3 K			4-2 		2-2 P3		3 1 1 1 1 1 2	
Wally Joyner, L <small>(1, 3) OBP: 0.353, SLG: 0.315</small>			1-1 P5		0-0 G4-3		1-2 L9		1-3 	4 0 0 0 0 1 2	
Wiki Gonzalez, R <small>(1, 2) OBP: 0.280, SLG: 0.333</small>			0-2 		3-2 F8		1-0 P3		1-0 	4 0 2 0 0 0 2	
Ruben Rivera, R <small>(1, 8) OBP: 0.295, SLG: 0.428</small> Matt Whisenant, R <small>(6, 1)</small> Matt Whiteside, R <small>(7, 1)</small> Dan Miceli, R <small>(7, 1)</small> Ed Giovanola, L <small>(7, 1) OBP: 0.294, SLG: 0.224</small>		1-2 F7		0-3 K		0-3 K			1-3 K	3 0 0 0 0 2 3 0 0 0 0 0 0 0 0 0 0 0 0 0 0 1 0 0 0 0 1 1	AB 32 R 1 H 6 RBI 1 BB 4 SO 8 LOB 19
Damian Jackson, R <small>(1, 6) OBP: 0.323, SLG: 0.359</small>	0-3 K				2-1 F7		2-2 P3		4-0 	3 0 0 0 1 1 1	
Matt Clement, R <small>(1, 1) OBP: 0.186, SLG: 0.103</small> Carlos Reyes, S <small>(5, 1)</small> John Vander Wal, L <small>(6, 7) OBP: 0.366, SLG: 0.439</small>			0-0 		4-2 		0-2 G4-3		1-1 P5	1 0 1 0 1 0 0 0 0 0 0 0 0 0 2 0 0 0 0 0 2	
Inning Stats	R: 0 H: 0 E: 0 LOB: 0 K: 1 BB: 1 S: 6 P: 12	R: 1 H: 2 E: 0 LOB: 1 K: 1 BB: 0 S: 16 P: 20	R: 0 H: 2 E: 0 LOB: 2 K: 2 BB: 0 S: 12 P: 17	R: 0 H: 0 E: 0 LOB: 0 K: 1 BB: 0 S: 10 P: 13	R: 0 H: 0 E: 0 LOB: 1 K: 0 BB: 1 S: 6 P: 14	R: 0 H: 1 E: 0 LOB: 2 K: 1 BB: 1 S: 10 P: 17	R: 0 H: 0 E: 0 LOB: 0 K: 0 BB: 0 S: 8 P: 11	R: 0 H: 0 E: 0 LOB: 0 K: 0 BB: 0 S: 5 P: 7	R: 0 H: 1 E: 0 LOB: 2 K: 2 BB: 1 S: 9 P: 17	1B: 5 SF: 0 2B: 0 SAC: 0 3B: 0 DP: 1 HR: 1 HBP: 0	WP: 0 PA: 36 PB: 0 SB: 0 CS: 0
PITCHER Robert Person, R <small>(1, 1) ERA: 4.42</small> Scott Aldred, L <small>(7, 1) ERA: 3.61</small> Amaury Telemaco, R <small>(8, 1) ERA: 4.14</small> Billy Brewer, L <small>(9, 1) ERA: 3.86</small>	IP WLS BF H R ER SO BB IBB HBP BLK WP HR S P ERA WHIP 6.0 W 25 5 1 1 6 3 0 0 0 0 1 60 93 1.50 1.333 1.0 3 0 0 0 0 0 0 0 0 0 0 8 11 0.00 0.000 1.0 3 0 0 0 0 0 0 0 0 0 0 5 7 0.00 0.000 1.0 5 1 0 0 2 1 0 0 0 0 0 9 17 0.00 2.000	PITCHER IP WLS BF H R ER SO BB IBB HBP BLK WP HR S P ERA WHIP									

San Diego Padres @ Philadelphia Phillies
 Veterans Stadium, Philadelphia, PA
 Wed Aug 25 1999, 1:05 PM EDT
 Att. 25,539 - Cloudy - 86 F

livebaseballscorecards.com

Batter	1	2	3	4	5	6	7	8	9	AB	R	H	RBI	BB	SO	LOB	BOTTOM							
Rob Ducey, L (1, 8) OBP: 0.407, SLG: 0.500	0-3 K	0-0 E8 1B	2-3 K		4-0 BB		4-2 FC4 BB	4-0 BB		3	0	1	1	3	2	1	San Diego Padres @ Philadelphia Phillies Veterans Stadium, Philadelphia, PA Wed Aug 25 1999, 1:05 PM EDT Att: 25,539 - Cloudy - 86 F							
Ron Gant, R (1, 7) OBP: 0.363, SLG: 0.447	3-3 K	2-2 F8		2-3 K	4-2 BB		1-1 FC4 BB WP	2-2 F7		4	1	0	0	1	2	2								
Gary Bennett, R (8, 2) OBP: 0.300, SLG: 0.347					1-2 2-3 BB		1-2 2-3 WP			1	0	0	0	0	0	1								
Bobby Abreu, L (1, 9) OBP: 0.446, SLG: 0.573	1-0 BB 2B	4-2 S BB		1-0 HR 1B	0-3 K		4-2 WP BB HR	4-0 BB		3	3	2	0	3	1	3								
Scott Rolen, R (1, 5) OBP: 0.368, SLG: 0.525	4-2 BB	0-3 K		1-3 K		2-0 BB 1B	4-1 WP HR	0-1 F8		3	1	1	1	2	2	2								
23 Kevin Jordan, R (7, PR) OBP: 0.372, SLG: 0.453	1-2 2B BB	1-2 K					1-2 2-3 3-H HR			1	1	0	0	0	0	2								
Rico Brogna, L (1, 3) OBP: 0.345, SLG: 0.471	1-0 1-H 2-H 2B		1-1 HR 2B	1-0 1-H HR		2-3 K	3-1 HR			5	3	4	7	0	1	1								
Mike Lieberthal, R (1, 2) OBP: 0.381, SLG: 0.585	1-2 F9		3-1 HR	1-0 P4		4-0 BB	1-1 G1-3			4	1	1	2	1	0	2								
Amaury Telemaco, R (8, 1)			2-H HR			1-2 BB				0	0	0	0	0	0	0								
Billy Brewer, L (9, 1)										0	0	0	0	0	0	0								
Marlon Anderson, L (1, 4) OBP: 0.282, SLG: 0.351		0-1 SH FC 1B	1-0 2B		1-0 BB BB HBP	2-2 G6-4-3	0-0 1B			2	1	2	0	0	0	0								
15 David Doster, R (5, PR) OBP: 0.333, SLG: 0.375						1-2 BB				2	0	1	0	0	0	2								
Alex Arias, R (1, 6) OBP: 0.374, SLG: 0.406		3-2 SH FC 1B	1-3 K		0-0 P6		0-0 2B 1B			5	2	1	0	0	1	4								
Robert Person, R (1, 1) OBP: 0.103, SLG: 0.103		1-1 SH E	1-3 K		0-0 F9		0-1 FC4 BB			2	1	0	0	0	1	2								
Scott Aldred, L (7, 1)										0	0	0	0	0	0	0								
Kevin Sefcik, R (7, PH) OBP: 0.353, SLG: 0.386		1-3 2-H E								2	1	1	1	0	0	0								
Inning Stats	R: 2 E: 0 K: 2 S: 16	H: 2 LOB: 1 BB: 1 P: 26	R: 3 E: 2 K: 1 S: 18	H: 2 LOB: 1 BB: 1 P: 28	R: 2 E: 0 K: 3 S: 16	H: 3 LOB: 1 BB: 0 P: 25	R: 2 E: 0 K: 2 S: 10	H: 2 LOB: 0 BB: 0 P: 16	R: 0 E: 0 K: 1 S: 7	H: 1 LOB: 1 BB: 1 P: 18	R: 6 E: 0 K: 0 S: 18	H: 4 LOB: 1 BB: 3 P: 39	R: 0 E: 0 K: 0 S: 7	H: 0 LOB: 2 BB: 2 P: 18	1B: 7 2B: 4 3B: 0 HR: 3	SF: 0 SAC: 1 DP: 1 HBP: 1	WP: 2 PB: 0 SB: 1 CS: 0	PA: 49						
PITCHER	IP WLS L	BF H R	ER H R	SO ER H R	BB H R	IBB H R	HBP H R	BLK H R	WP H R	HR H R	S P ERA WHIP	P ERA WHIP	IP WLS L	BF H R	ER H R	SO ER H R	BB H R	IBB H R	HBP H R	BLK H R	WP H R	HR H R	S P ERA WHIP	P ERA WHIP
Matt Clement, R (1, 1) ERA: 5.06	4.2	29	9	9	8	4	0	0	0	3	3	13.50	2.786											
Carlos Reyes, R (5, 1) ERA: 3.22	0.1	1	0	0	0	0	0	0	0	0	0	0.00	0.000											
Matt Whisenant, L (6, 1) ERA: 5.95	1.0	4	1	0	1	1	0	0	0	0	8	0.00	2.000											
Matt Whiteside, R (7, 1) ERA: 58.5	0.1	5	2	4	4	2	0	0	0	1	10	108.00	12.000											
Dan Miceli, R (7, 1) ERA: 4.58	0.1	3	1	2	2	1	0	0	0	1	5	54.00	6.000											

livebaseballscorecards.com

AB 37
R 15
H 14
RBI 12
BB 10
SO 10
LOB 22



Batter	1	2	3	4	5	6	7	8	9	AB	R	H	RBI	BB	SO	LOB	TOP					
Marquis Grissom, R (1, 8) OBP: 0.319, SLG: 0.387	0-0 G6-3			2-2 F8		1-1 G5-3	1-1 E8			4	0	0	0	0	0	0						
Mark Loretta, R (1, 4) OBP: 0.358, SLG: 0.398 (8, 3)	0-1 F8			2-1 G5-3		0-3 K	1-1 2-H 3-H 1B			4	0	1	0	0	1	0						
Geoff Jenkins, L (1, 7) OBP: 0.369, SLG: 0.562	0-3 K			2-0 2B 1B		0-0 2B		1-0 P6		4	0	2	0	0	1	0						
Jeremy Burnitz, L (1, 9) OBP: 0.382, SLG: 0.567			3-1 F9	2-2 SAFE 1-3 2B		3-1 G1-3		1-0 G3		4	0	1	0	0	0	1						
Dave Nilsson, L (1, 2) OBP: 0.401, SLG: 0.558			3-1 G4-3	3-1 L8			3-2 1B SF8 2B	4-0 BB		3	1	1	0	1	0	2						
Kevin Barker, L (1, 3) OBP: 0.385, SLG: 0.385			3-1 L3		1-0 G4-3		1-0 SF8 1B E 1B	0-2 G6-3		3	1	1	0	0	0	0						
Ronnie Belliard, R (8, PH) OBP: 0.362, SLG: 0.404 (8, 4)										1	0	0	0	0	0	1						
Jeff Cirillo, R (1, 5) OBP: 0.387, SLG: 0.419			2-2 G6-3		0-0 1B		1-2 2-3 SF8 E 1B		1-3 K	4	1	2	0	0	1	0						
Jose Valentin, S (1, 6) OBP: 0.346, SLG: 0.414			3-3 K		1-0 F9		2-2 SF8		2-3 K	3	0	0	1	0	2	1						
41 Kyle Peterson, R (1, 1) OBP: 0.133, SLG: 0.133			1-3 K		2-3 K		1-3 K		0-3 K	2	0	0	0	0	2	1						
Alex Ochoa, R (7, PH) OBP: 0.395, SLG: 0.502										1	0	0	0	0	1	2						
Rocky Coppinger, R (7, 1) OBP: 0.333, SLG: 0.333										0	0	0	0	0	0	0						
Mike Myers, L (7, 1)										0	0	0	0	0	0	0						
David Weathers, R (7, 1) OBP: 0.250, SLG: 0.143										0	0	0	0	0	0	0						
Sean Berry, R (8, PH) OBP: 0.265, SLG: 0.309										1	0	0	0	0	1	0						
Inning Stats	R: 0 E: 0 K: 1 S: 6	H: 0 LOB: 0 BB: 0 P: 6	R: 0 E: 0 K: 0 S: 6	H: 0 LOB: 0 BB: 0 P: 15	R: 0 E: 0 K: 2 S: 11	H: 0 LOB: 0 BB: 0 P: 17	R: 0 E: 0 K: 0 S: 13	H: 2 LOB: 2 BB: 0 P: 24	R: 0 E: 0 K: 1 S: 6	H: 1 LOB: 1 BB: 0 P: 10	R: 0 E: 0 K: 1 S: 8	H: 1 LOB: 1 BB: 0 P: 12	R: 3 E: 1 K: 1 S: 20	H: 4 LOB: 2 BB: 0 P: 30	R: 0 E: 0 K: 0 S: 5	H: 0 LOB: 1 BB: 1 P: 11	R: 0 E: 0 K: 3 S: 11	H: 0 LOB: 0 BB: 0 P: 14	1B: 5 2B: 3 3B: 0 HR: 0	SF: 1 SAC: 0 DP: 0 HBP: 0	WP: 0 PB: 0 SB: 0 CS: 0	PA: 36
PITCHER	IP	WLS	BF	H	R	ER	SO	BB	IBB	HBP	BLK	WP	HR	S	P	ERA	WHIP					
Andy Ashby, R (1, 1) ERA: 3.62	7.0	W	29	8	3	1	6	0	0	0	0	0	0	70	114	1.29	1.143					
Matt Whisenant, L (8, 1) ERA: 5.86	0.2	H	3	0	0	0	0	1	0	0	0	0	0	2	8	0.00	1.500					
Donne Wall, R (8, 1) ERA: 3.34	0.1	H	1	0	0	0	0	0	0	0	0	0	0	3	3	0.00	0.000					
Trevor Hoffman, R (9, 1) ERA: 2.38	1.0	S	3	0	0	0	3	0	0	0	0	0	0	11	14	0.00	0.000					

Milwaukee Brewers @ San Diego Padres
Qualcomm Stadium, San Diego, CA

AB 34
R 3
H 8
RBI 1
BB 1
SO 9
LOB 8



Thu Aug 26 1999, 5:05 PM EDT
Att. 22,343 - Unknown - 82 F

Batter	1	2	3	4	5	6	7	8	9
Quilvio Veras, S OBP: 0.371, SLG: 0.366 (1, 4)	1-3 K		2-1 FC1-6 1B		1-0 G4-3 2B		4-0 3B BB		
Tony Gwynn, L OBP: 0.376, SLG: 0.460 (1, 9)	2-1 G4-3		2-1 FC5-4 1B		0-0 G4-3 2-3		2-2 F8		
Reggie Sanders, R OBP: 0.395, SLG: 0.547 (1, 7)	0-1 G5-3		2-0 FC5-4 1-2f		1-0 G6-3		0-1 3B 1-H 2-H		
Phil Nevin, R OBP: 0.357, SLG: 0.565 (1, 5)		0-1 G5-3		2-1 L6	3-2 G5-3		0-0 G4-3		
Wally Joyner, L OBP: 0.355, SLG: 0.321 (1, 3)		3-2 1B		1-2 1B 2B		2-1 P5		2-2 G3-1	
Ruben Rivera, R OBP: 0.294, SLG: 0.425 (1, 8)		1-3 K		0-0 G5-3		1-2 P3		1-1 1B	
Ben Davis, S OBP: 0.294, SLG: 0.361 (1, 2)			0-2 E6 FC1-6	0-2 1B 2-H		0-1 G3-1		0-3 K 1 SAFE 1 SAFE 1 SAFE	
Chris Gomez, R OBP: 0.325, SLG: 0.280 (1, 6)			1-1 G4-3	4-2 BB 1-2			1-3 K	0-3 K	
Andy Ashby, R OBP: 0.208, SLG: 0.200 (1, 1)			4-2 FC1-6 BB	1-0 G6-3			0-0 3B 1B		
John Vander Wal, L OBP: 0.368, SLG: 0.441 (7, PH)									
Matt Whisenant, R (8, 1)									
Donne Wall, R (8, 1)									
Trevor Hoffman, R OBP: 0.500, SLG: 1.000 (9, 1)									

Inning Stats	R: 0	H: 0	E: 0	K: 1	S: 7	LOB: 0	BB: 0	P: 10
	R: 0	H: 1	E: 0	K: 1	S: 8	LOB: 0	BB: 0	P: 12
	R: 1	H: 1	E: 1	K: 0	S: 13	LOB: 2	BB: 1	P: 24
	R: 1	H: 2	E: 0	K: 0	S: 13	LOB: 2	BB: 1	P: 21
	R: 0	H: 1	E: 0	K: 0	S: 6	LOB: 1	BB: 0	P: 11
	R: 0	H: 0	E: 0	K: 0	S: 7	LOB: 0	BB: 0	P: 10
	R: 2	H: 2	E: 0	K: 1	S: 12	LOB: 1	BB: 1	P: 19
	R: 0	H: 1	E: 0	K: 2	S: 12	LOB: 1	BB: 0	P: 15

PITCHER										PITCHER																								
IP	WLS	BF	H	R	ER	SO	BB	IBB	HBP	BLK	WP	HR	S	P	ERA	WHIP	IP	WLS	BF	H	R	ER	SO	BB	IBB	HBP	BLK	WP	HR	S	P	ERA	WHIP	
41 Kyle Peterson, R (1, 1)	6.0		25	5	2	1	2	2	0	0	0	0	54	88	1.50	1.167																		
Rocky Coppinger, R (7, 1)	0.1	L	3	1	2	1	1	0	0	0	0	0	4	9	54.00	6.000																		
Mike Myers, L (7, 1)	0.1	H	1	0	0	0	0	0	0	0	0	0	5	7	0.00	0.000																		
David Weathers, R (7, 1)	1.1	B	6	2	0	0	2	0	0	0	0	0	15	18	0.00	1.500																		

AB R H RBI BB SO LOB

3	1	1	1	1	1	1
4	0	1	0	0	0	3
4	0	1	2	0	0	3
4	0	0	0	0	0	2
4	1	2	0	0	0	0
4	0	1	0	0	1	1
4	1	1	1	0	1	1
3	0	0	0	1	2	2
1	0	0	0	1	0	2
1	1	1	0	0	0	0
0	0	0	0	0	0	0
0	0	0	0	0	0	0
0	0	0	0	0	0	0

AB	32
R	4
H	8
RBI	4
BB	3
SO	5
LOB	15



1B: 5	SF: 0	WP: 0	PA: 35
2B: 2	SAC: 0	PB: 0	
3B: 1	DP: 0	SB: 1	
HR: 0	HBP: 0	CS: 0	

Milwaukee Brewers @ San Diego Padres
Qualcomm Stadium, San Diego, CA
Thu Aug 26 1999, 5:05 PM EDT
Att: 22,343 - Unknown - 82 F

livebaseballscorecards.com



AB R H RBI BB SO LOB

5	1	1	0	1	1	2
5	1	1	2	1	1	2
5	1	5	2	0	0	0
3	1	2	1	2	0	1
2	0	1	1	1	0	0
2	0	0	0	0	2	3
4	0	1	0	1	0	4
5	1	2	0	0	1	3
0	0	0	0	0	0	0
5	1	2	0	0	1	2
2	1	0	0	1	1	2
0	0	0	0	0	0	0
0	0	0	0	0	0	0
0	0	0	0	0	0	0
0	0	0	0	0	0	0

Batter	1	2	3	4	5	6	7	8	9
Marquis Grissom, R (1, 8) OBP: 0.319, SLG: 0.385	1-2 CS 1B	2-1 L9		1-3 K		1-0 F8	4-1 BB 1B BB		0-0 L6
Mark Loretta, R (1, 3) OBP: 0.358, SLG: 0.400	1-3 SAFE K	1-1 WP 3B		2-1 G5-3		0-2 G1-3	4-2 1B BB		1-2 L8
Jeff Cirillo, R (1, 5) OBP: 0.393, SLG: 0.427	3-1 SAFE 3B 1B	2-2 2B		0-2 BB BB 1B		3-2 S WP 1B	3-2 1B		
Jeromy Burnitz, L (1, 9) OBP: 0.387, SLG: 0.574	0-0 1-H 1B 3B	1-2 F7		4-1 BB BB 1B		4-0 S IBB 1B		2-0 G6-3 1B	
Alex Ochoa, R (1, 7) OBP: 0.398, SLG: 0.502	3-2 1B		3-2 G5-3	4-1 1B		2-3 K		1-3 K	
Geoff Jenkins, L (6, PH) OBP: 0.367, SLG: 0.559	3-H 1B		1-2 BB BB 1B	1-2 BB		1-2 2-3			
Ronnie Belliard, R (1, 4) OBP: 0.382, SLG: 0.402	0-1 1-2 1B		1-2 G1-3	3-2 L1			4-1 FC1-6 1B BB	0-2 G6-3	
Lou Collier, R (1, 6) OBP: 0.330, SLG: 0.382	0-1 P3		1-0 1B 1B		3-2 G5-3		0-1 BB FC1-6 1B	3-3 K	
Bob Wickman, R (8, 1)									
Charlie Greene, R (1, 2) OBP: 0.263, SLG: 0.222		0-0 L8	1-0 1B	1-3 K		1-3 K	0-0 FC1-6 BB BB 1B		1-2 SH1-4 1B
21 Cal Eldred, R (1, 1) OBP: 0.190, SLG: 0.158									
Sean Berry, R (7, PH) OBP: 0.264, SLG: 0.307		4-2 3B BB	2-3 K	3-2 G4-3		3-2 K	3-3 K	2-0 SH1-4	
Rocky Copping, R (7, 1) OBP: 0.333, SLG: 0.333									
Mike Myers, L (7, 1)									
Eric Plunk, R (7, 1)									
Jose Valentin, S (8, 6) OBP: 0.346, SLG: 0.414									

Inning Stats	R	H	E	K	S	R	H	E	K	S	R	H	E	K	S	R	H	E	K	S	R	H	E	K	S	R	H	E	K	S	R	H	E	K	S	R	H	E	K	S	R	H	E	K	S	1B	2B	3B	HR	SF	SAC	DP	HBP										
	2	5	0	1	16	2	2	0	0	13	0	2	0	1	12	0	1	0	1	10	0	0	0	1	17	0	1	0	1	11	0	2	0	1	11	0	1	0	1	10	0	1	0	1	14	0	1	0	1	14	0	1	0	1	14	12	1	2	0	0	1	0	0

PITCHER	IP	WLS	BF	H	R	ER	SO	BB	IBB	HBP	BLK	WP	HR	S	P	ERA	WHIP
Sterling Hitchcock, L (1, 1) ERA: 4.35	5.0		27	10	4	4	4	3	0	0	0	1	0	64	111	7.20	2.600
Carlos Reyes, R (6, 1) ERA: 3.18	0.2		4	1	0	0	0	0	1	0	0	1	0	8	16	0.00	1.500
Heath Murray, L (6, 1) ERA: 5.65	0.2		4	1	2	2	1	1	0	0	0	0	0	7	13	27.00	3.000
Dan Miceli, R (7, 1) ERA: 4.69	0.2		4	1	1	1	1	2	0	0	0	0	0	11	25	13.50	4.500
Matt Whisenant, L (8, 1) ERA: 5.73	1.0		4	1	0	0	2	0	0	0	0	0	0	10	16	0.00	1.000

PITCHER	IP	WLS	BF	H	R	ER	SO	BB	IBB	HBP	BLK	WP	HR	S	P	ERA	WHIP
Matt Whiteside, R (9, 1) ERA: 39.0	1.0		4	1	0	0	0	0	0	0	0	0	0	10	14	0.00	1.000

BOTTOM

Milwaukee Brewers @ San Diego Padres
Qualcomm Stadium, San Diego, CA

livebaseballscorecards.com

AB 34
R 8
H 9
RBI 7
BB 9
SO 8
LOB 19



WP: 0 PA: 43
PB: 0
SB: 1
CS: 0

ERA WHIP

Fri Aug 27 1999, 10:05 PM EDT
Att: 18,607 - Unknown - 78 F

AB R H RBI BB SO LOB

5 1 1 0 0 3 3

4 2 2 0 1 0 0

2 2 2 4 3 0 0

5 1 1 1 0 0 8

3 0 0 1 2 0 0


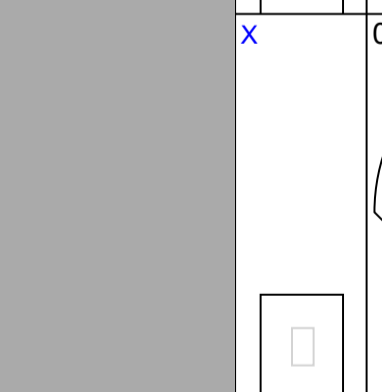
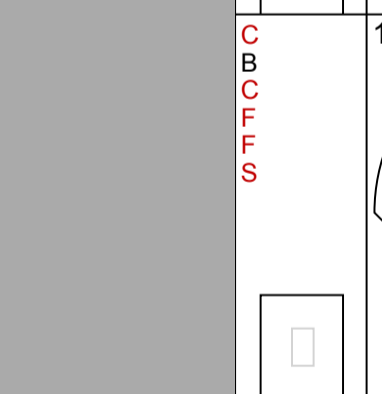
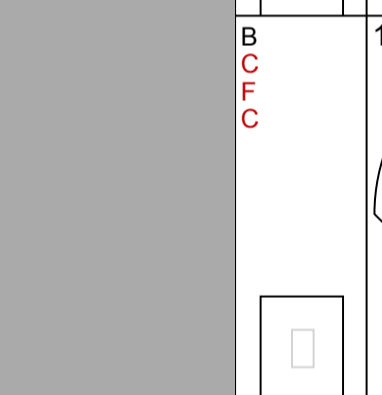
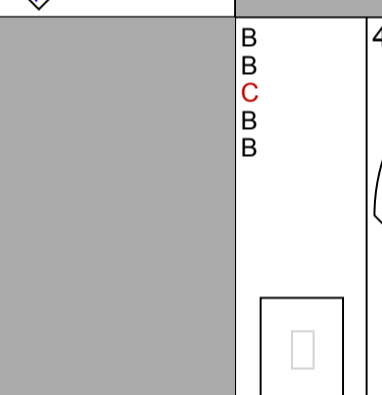
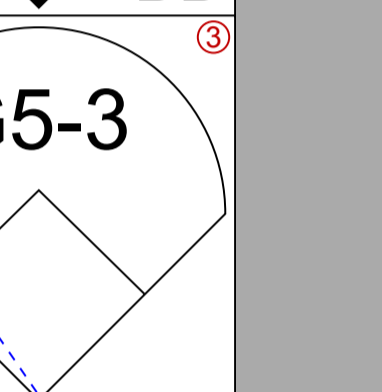
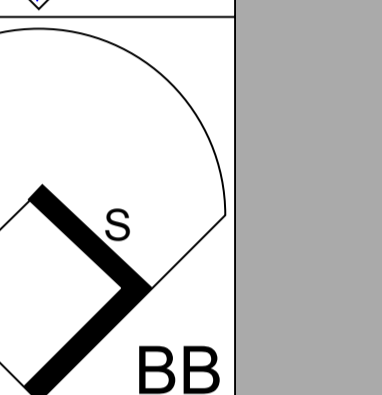
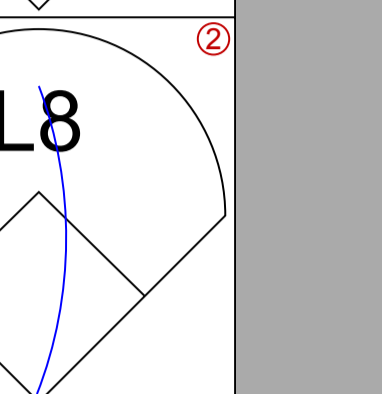
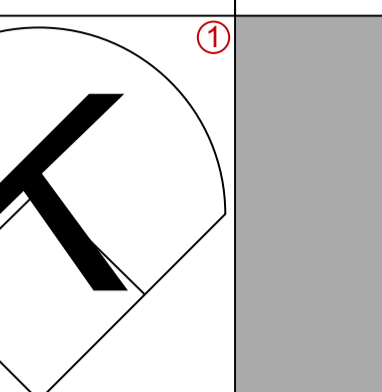
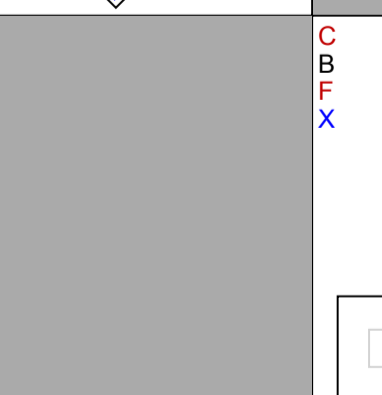
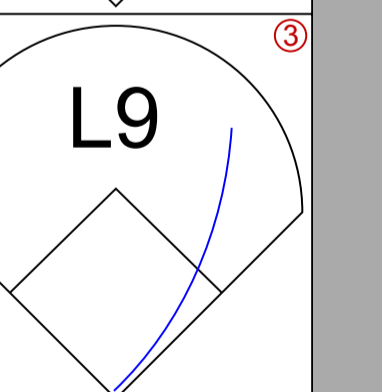

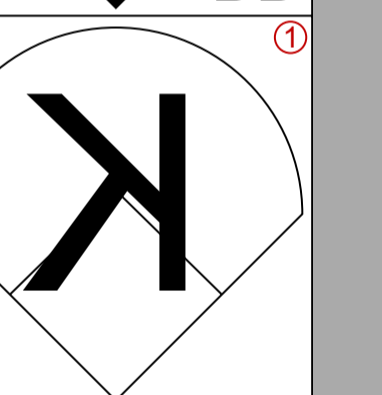
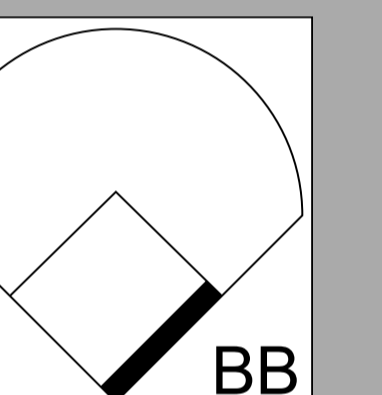

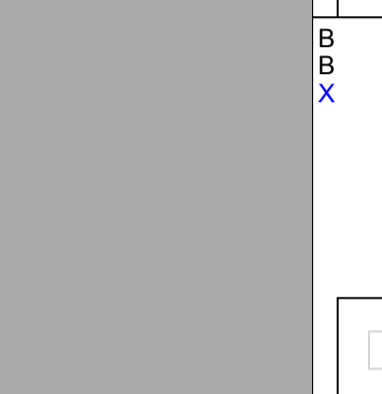
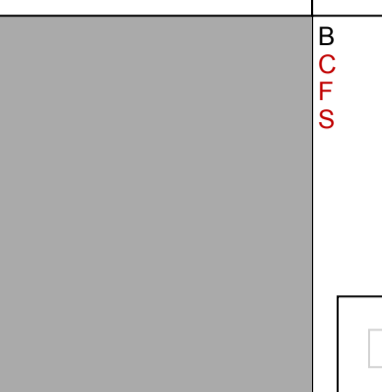
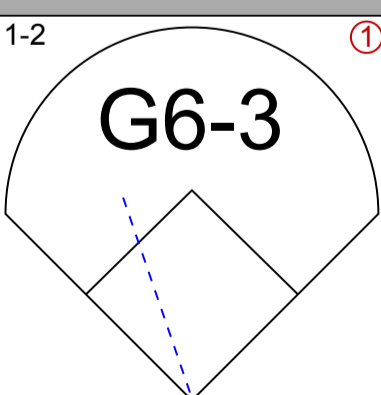

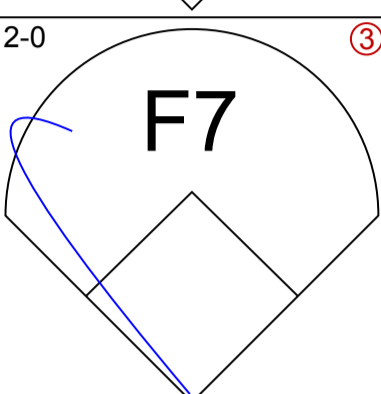
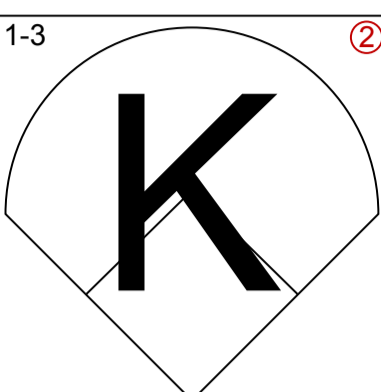
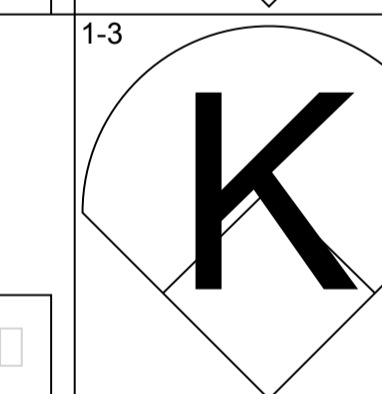
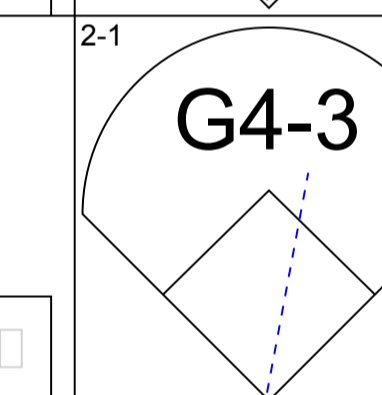
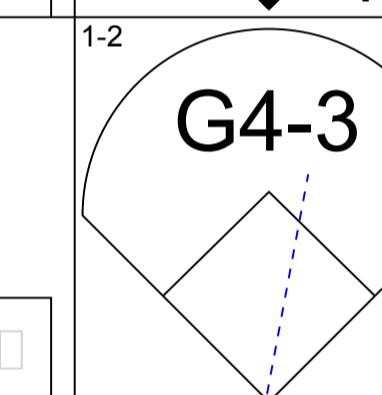
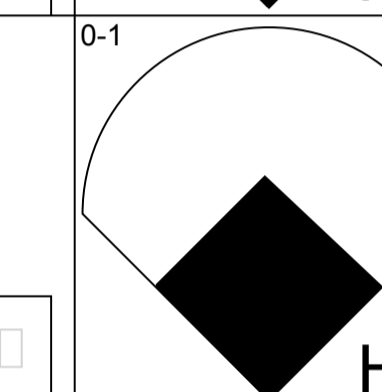
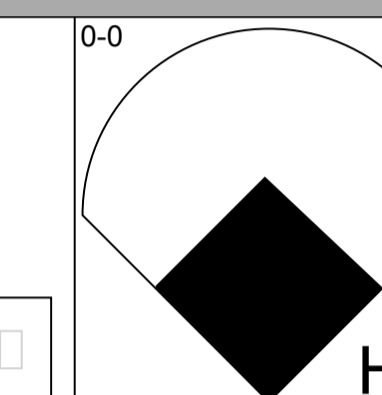

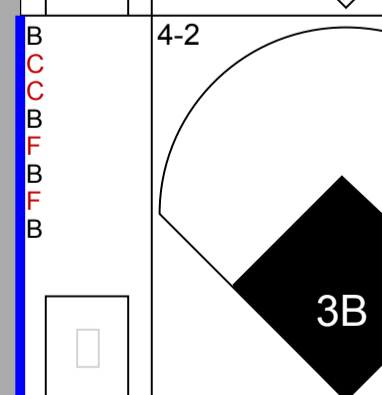
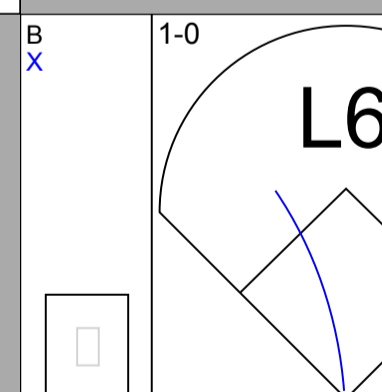


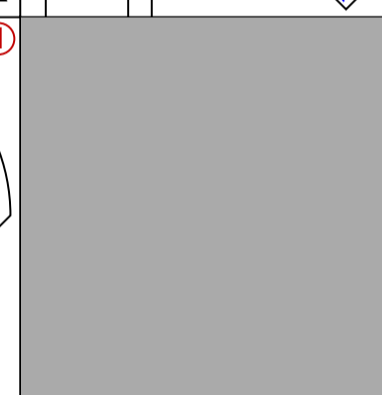
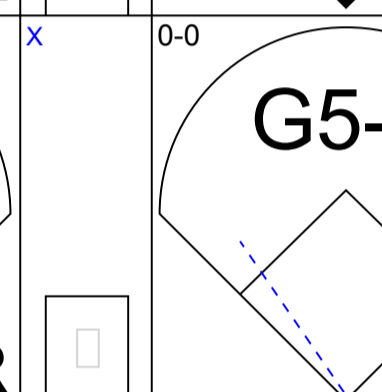
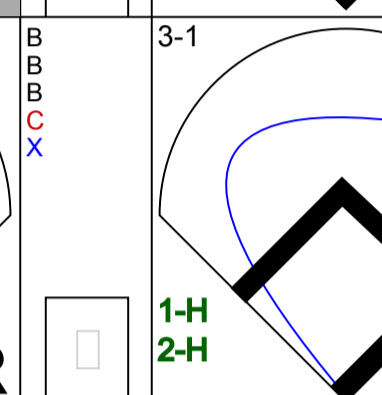
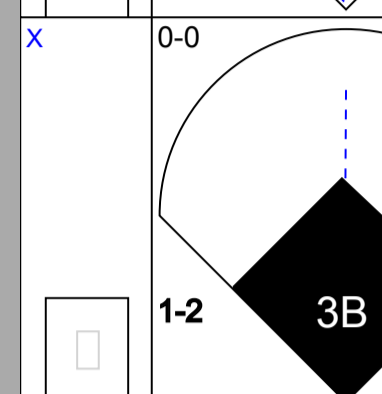
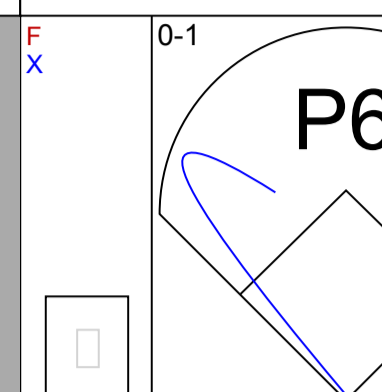
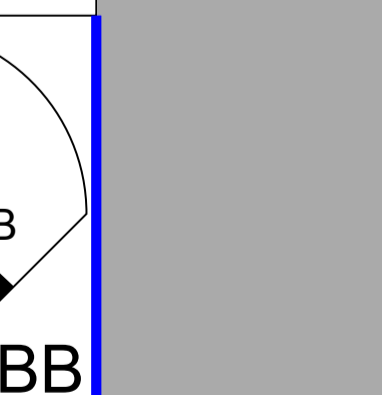
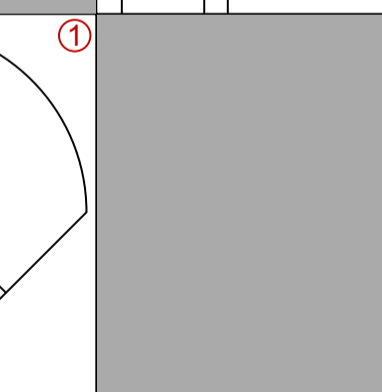
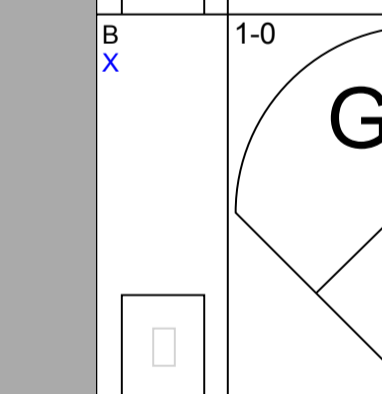
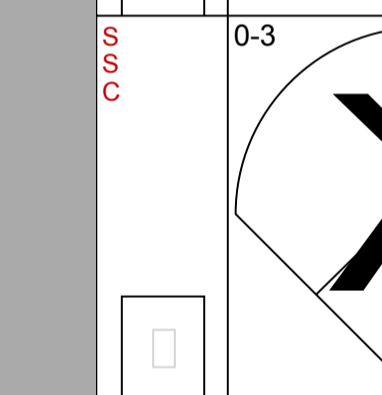
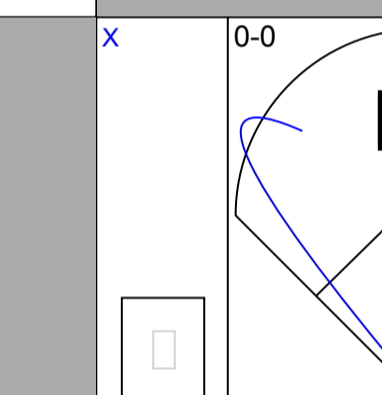
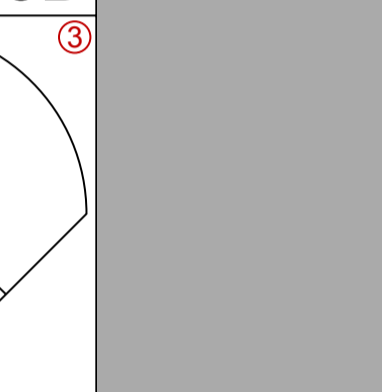
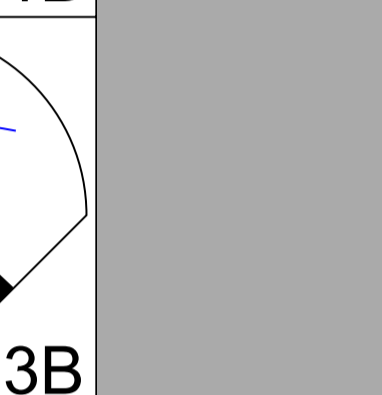
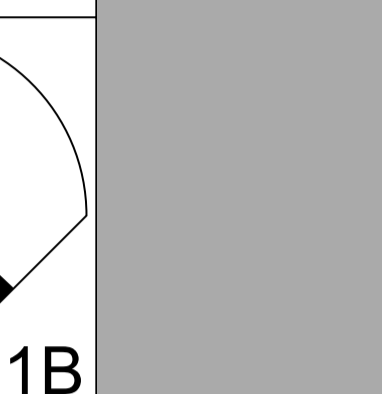
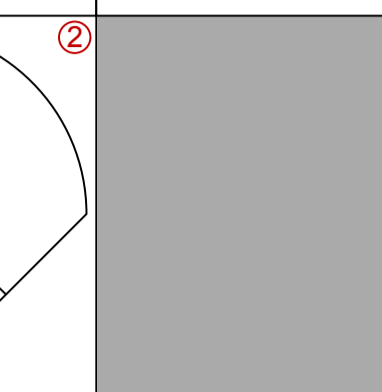
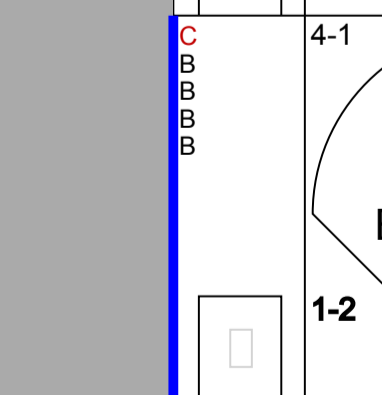
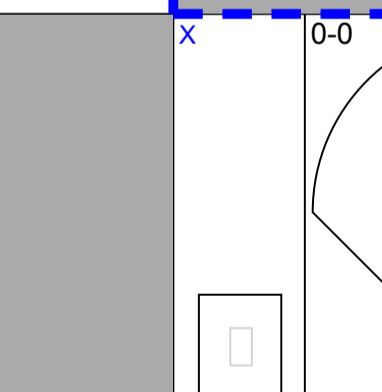
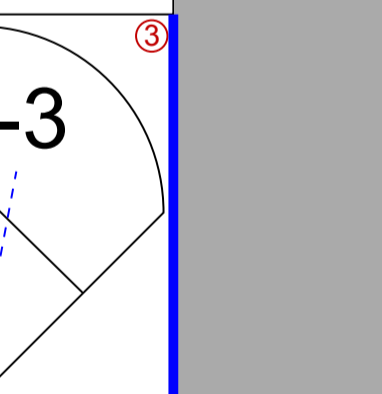
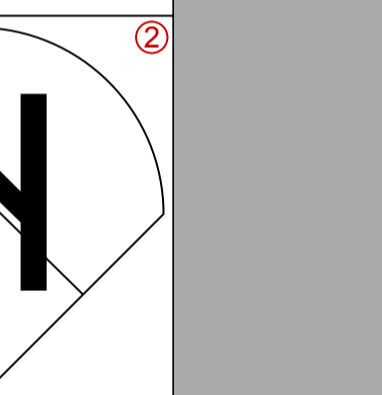
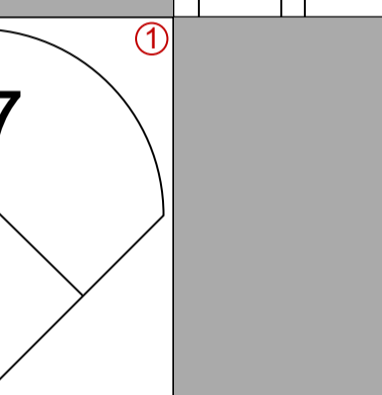
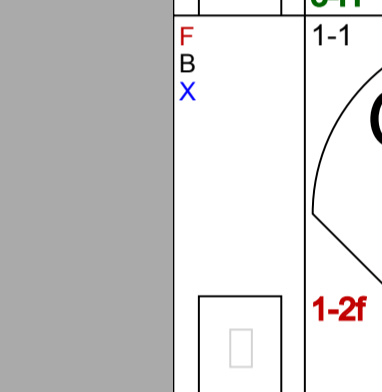
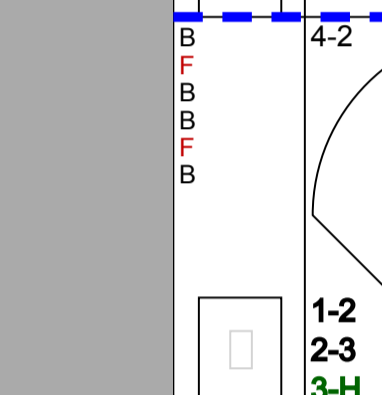
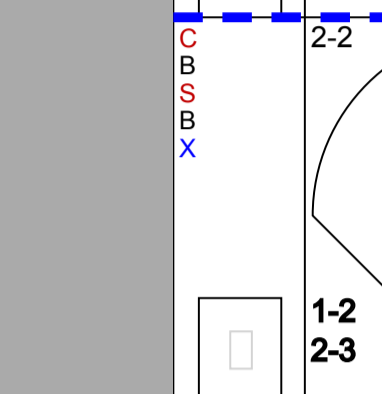
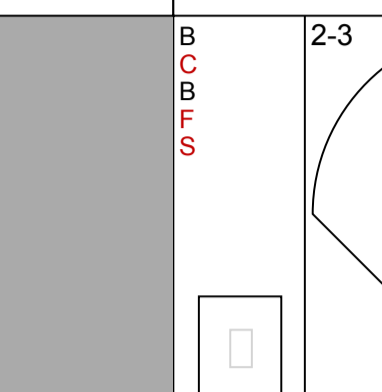
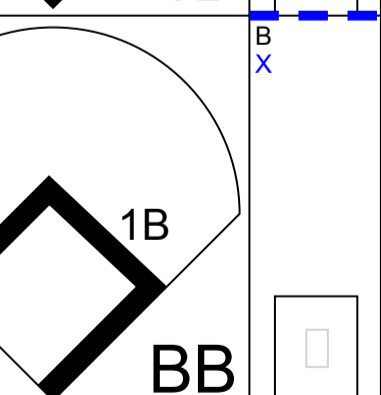
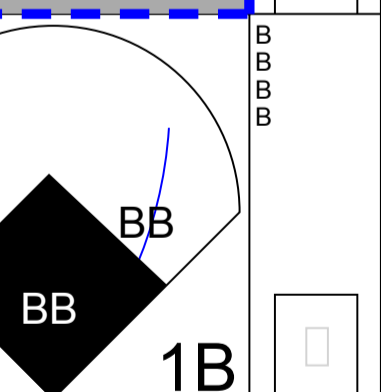
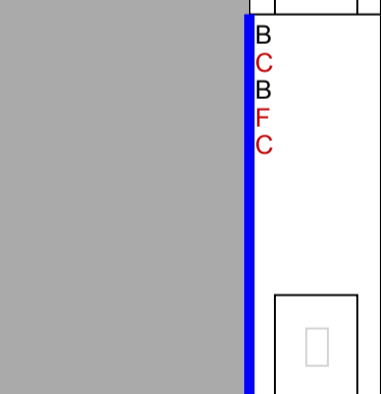
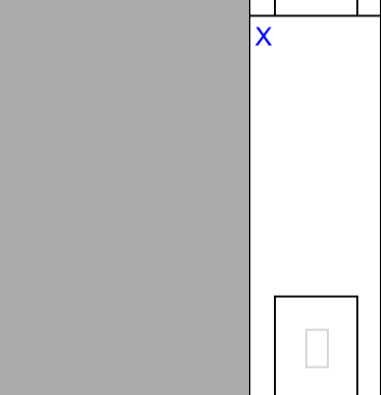
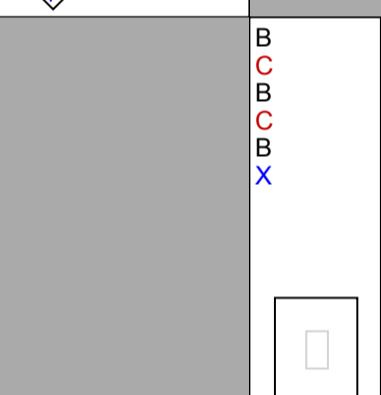
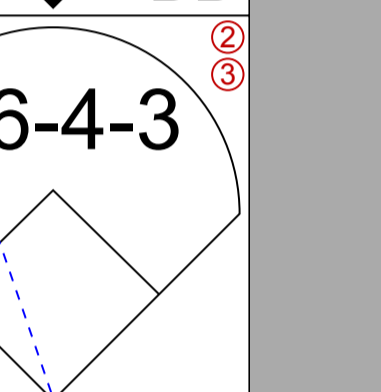
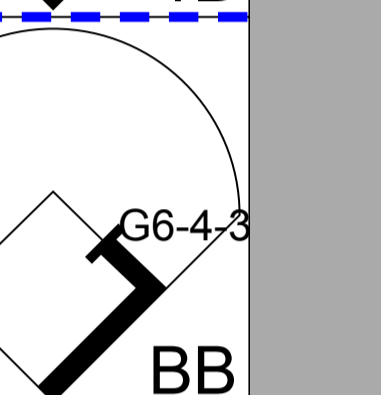
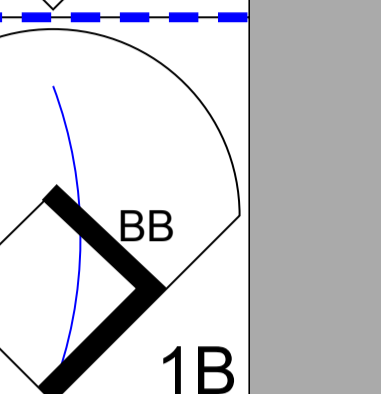
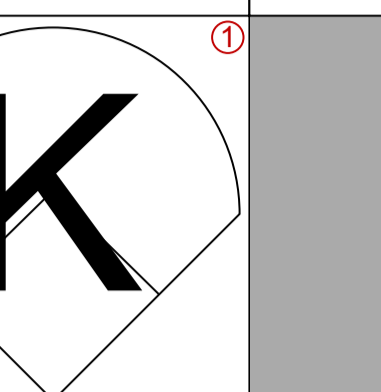
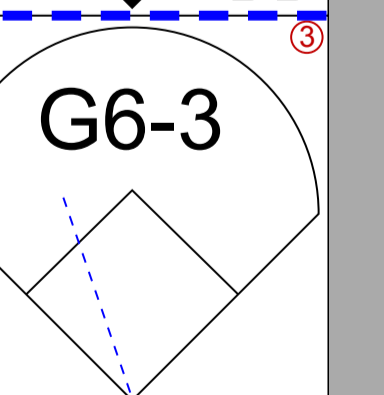
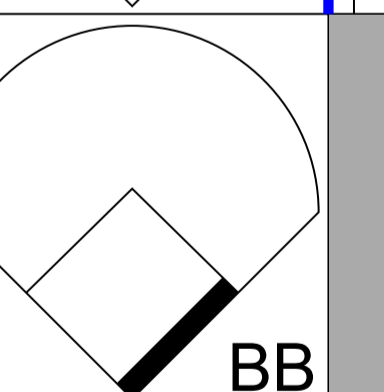
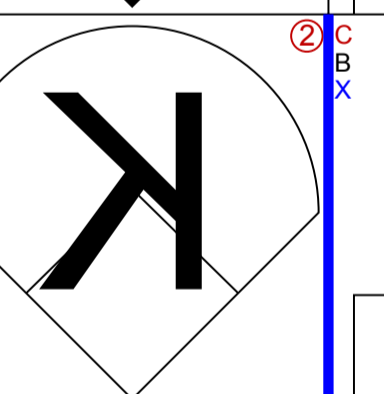
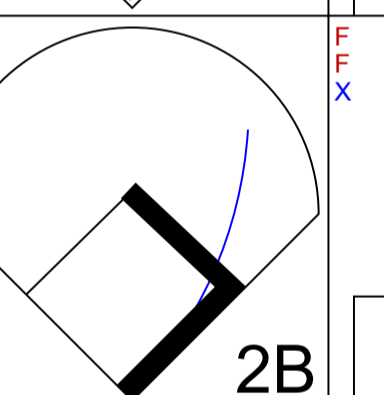
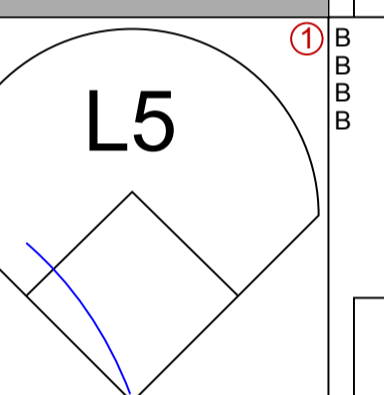
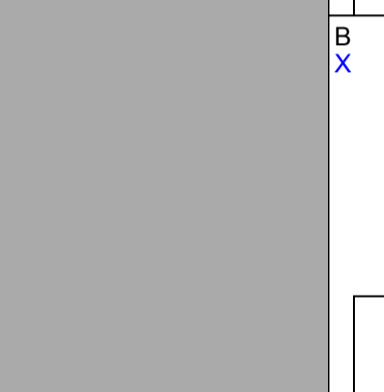


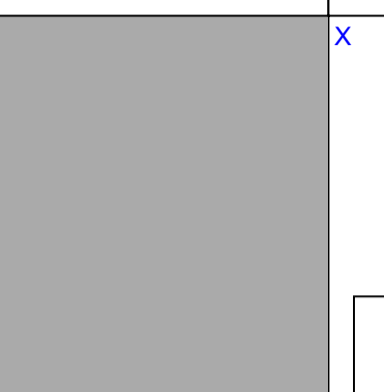

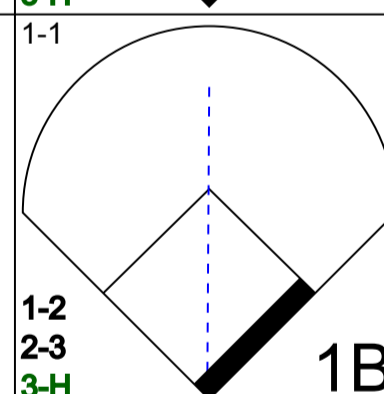
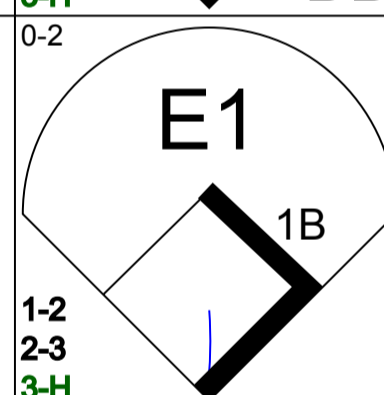
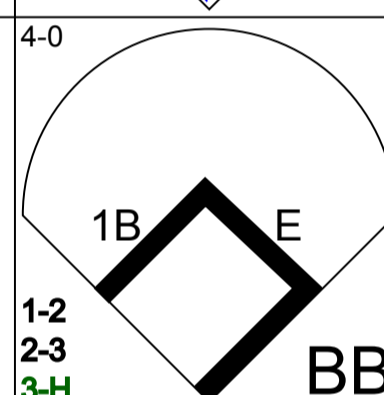
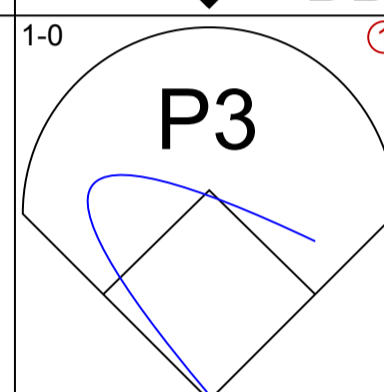
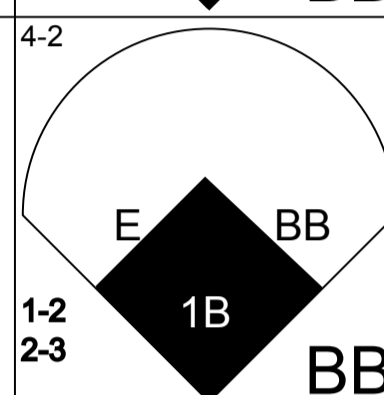
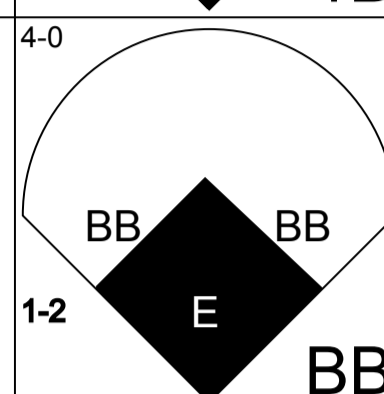
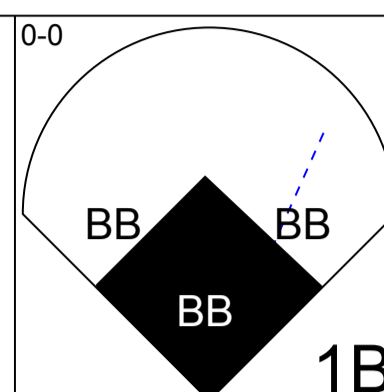
5 0 1 0 0 2 3

3 0 0 0 0 2 1
0 0 0 0 0 0 0
0 0 0 0 0 0 0
1 0 0 0 0 1 1
0 0 0 0 0 0 0
1 0 1 1 0 0 0

3 1 1 0 1 0 1

1 0 0 0 0 0 0
0 1 0 0 1 0 0
0 0 0 0 0 0 0
0 0 0 0 0 0 0
1 0 0 0 1 0 2

1B: 5 SF: 0
2B: 1 SAC: 0
3B: 1 DP: 1
HR: 2 HBP: 0



Batter
Quilvio Veras, S (1, 4)
OBP: 0.369, SLG: 0.364

Batter
Tony Gwynn, L (1, 9)
OBP: 0.379, SLG: 0.461

Batter
Reggie Sanders, R (1, 7)
OBP: 0.402, SLG: 0.564

Batter
Phil Nevin, R (1, 5)
OBP: 0.355, SLG: 0.570

Batter
Wally Joyner, L (1, 3)
OBP: 0.356, SLG: 0.318

Batter
Ben Davis, S (1, 2)
OBP: 0.292, SLG: 0.362

Batter
Ruben Rivera, R (1, 8)
OBP: 0.292, SLG: 0.422
Dan Miceli, R (7, 1)
Matt Whisenant, R (8, 1)
Dave Magadan, L (8, PH)
Matt Whiteside, R (9, 1)
Wiki Gonzalez, R (9, PH)
OBP: 0.308, SLG: 0.360

Batter
Chris Gomez, R (1, 6)
OBP: 0.328, SLG: 0.281

Batter
Sterling Hitchcock, L (1, 1)
OBP: 0.120, SLG: 0.064
John Vander Wal, L (5, PH)
OBP: 0.371, SLG: 0.441
Carlos Reyes, S (6, 1)
Heath Murray, L (6, 1)
OBP: 0.231, SLG: 0.167
Eric Owens, R (7, 8)
OBP: 0.328, SLG: 0.403

Inning Stats

R: 0	H: 0	R: 0	H: 0	R: 0	H: 0	R: 2	H: 2	R: 0	H: 0	R: 1	H: 2	R: 0	H: 1	R: 3	H: 2	1B: 5	SF: 0	WP: 0	PA: 43
E: 0	LOB: 1	E: 0	LOB: 1	E: 0	LOB: 0	E: 0	LOB: 0	E: 0	LOB: 0	E: 0	LOB: 2	E: 0	LOB: 2	E: 1	LOB: 3	2B: 1	SAC: 0	PB: 0	
K: 1	BB: 1	K: 2	BB: 1	K: 1	BB: 0	K: 1	BB: 0	K: 0	BB: 1	K: 1	BB: 2	K: 1	BB: 1	K: 0	BB: 3	3B: 1	DP: 1	SB: 1	
S: 10	P: 21	S: 10	P: 16	S: 7	P: 11	S: 11	P: 15	S: 11	P: 6	S: 12	P: 25	S: 8	P: 18	S: 10	P: 24	HR: 2	HBP: 0	CS: 0	

PITCHER

21 Cal Eldred, R (1, 1) ERA: 8.07	IP: 6.0	WLS: 0	BF: 25	H: 4	R: 4	ER: 4	SO: 6	BB: 3	IBB: 0	HBP: 0	BLK: 0	WP: 0	HR: 2	S: 54	P: 88	ERA: 6.00	WHIP: 1.167
Rocky Coppingier, R (7, 1) ERA: 6.86	0.1	H: 1	3	1	1	1	1	1	0	0	0	0	0	5	11	27.00	6.000
Mike Myers, L (7, 1) ERA: 4.84	0.0		1	1	0	0	0	0	0	0	0	0	0	3	5	∞	∞
Eric Plunk, R (7, 1) ERA: 4.41	1.1	H: 1	6	1	0	0	1	2	0	0	0	0	0	11	25	0.00	2.250
Bob Wickman, R (8, 1) ERA: 3.19	0.2	L: 1	8	2	3	2	0	3	0	0	0	0	0	11	26	27.00	7.500

PITCHER

IP	WLS	BF	H	R	ER	SO	BB	IBB	HBP	BLK	WP	HR	S	P	ERA	WHIP
----	-----	----	---	---	----	----	----	-----	-----	-----	----	----	---	---	-----	------

Milwaukee Brewers @ San Diego Padres
Qualcomm Stadium, San Diego, CA

Sat Aug 28 1999, 10:05 PM EDT
Att. 30,199 - Unknown - 73 F

AB	36
R	6
H	11
RBI	6
BB	4
SO	8
LOB	14



WP	1	PA	43
PB	0		
SB	0		
CS	0		

AB R H RBI BB SO LOB

5	1	2	2	0	0	1
5	0	1	0	0	0	2
5	1	2	0	0	1	1
5	0	1	1	0	3	1
3	2	2	0	2	0	0
2	0	1	0	1	0	1
2	1	0	0	0	2	3
3	1	1	1	1	0	2
3	0	1	1	0	1	0
2	0	0	0	0	0	2
0	0	0	1	0	0	0
1	0	0	0	0	1	1
0	0	0	0	0	0	0

Batter	1	2	3	4	5	6	7	8	9
Marquis Grissom, R (1, 8) OBP: 0.320, SLG: 0.393	1-0 HR		1-1 F8		2-0 F8	0-0 2B		2-0 FC5-4	
Mark Loretta, R (1, 6) OBP: 0.356, SLG: 0.398	0-1 L8		1-1 WP 1B		1-2 F7	0-0 P5		0-1 G6-3	
Geoff Jenkins, L (1, 7) OBP: 0.367, SLG: 0.560	2-2 L7		1-3 K		3-1 2B		2-1 G6-3		0-0 2B 1B
Jeremy Burnitz, L (1, 9) OBP: 0.385, SLG: 0.571	3-3 K			1-3 K	2-2 P6		3-3 K		3-2 2B
Jeff Cirillo, R (1, 5) OBP: 0.397, SLG: 0.431		0-1 G4-3 SF8 2B		0-1 1B SF9 1B		0-2 L7	4-2 BB		4-0 FC5-4 IBB
Dave Nilsson, L (1, 2) OBP: 0.403, SLG: 0.557		2-1 G4-3		3-1 SF9 BB 1B		4-1 1B SF7 1B BB		2-3 K	
Charlie Greene, R (6, PR) OBP: 0.238, SLG: 0.200		2-3		1-3					
Ronnie Belliard, R (1, 4) OBP: 0.382, SLG: 0.402		2-1 SF8		4-1 1-2 BB		0-2 1B 2B 1B		1-0 G4-3	0-0 FC5-4
Kevin Barker, L (1, 3) OBP: 0.367, SLG: 0.379		3-H 2-3 K		0-0 SF9		0-2 2B 1-2 2-3 1B		0-0 E6 FC5-4	
Hideo Nomo, R (1, 1) OBP: 0.238, SLG: 0.310			1-0 P4		0-0 G6-3		2-1 SF7		0-3 K
Sean Berry, R (6, PH) OBP: 0.283, SLG: 0.307									
Hector Ramirez, R (6, 1)									
Bob Wickman, R (9, 1)									

Inning Stats	R: 1	H: 1	E: 0	LOB: 0	K: 1	BB: 0	S: 10	P: 16	R: 1	H: 1	E: 0	LOB: 0	K: 1	BB: 0	S: 9	P: 15	R: 0	H: 1	E: 0	LOB: 1	K: 1	BB: 0	S: 8	P: 12	R: 1	H: 2	E: 0	LOB: 2	K: 1	BB: 1	S: 10	P: 18	R: 0	H: 1	E: 0	LOB: 1	K: 0	BB: 0	S: 11	P: 19	R: 2	H: 3	E: 0	LOB: 2	K: 0	BB: 1	S: 14	P: 20	R: 0	H: 0	E: 0	LOB: 1	K: 2	BB: 1	S: 10	P: 20	R: 0	H: 0	E: 1	LOB: 1	K: 1	BB: 0	S: 6	P: 9	R: 1	H: 2	E: 0	LOB: 2	K: 1	BB: 1	S: 10	P: 19	1B: 6	SF: 3	2B: 4	SAC: 0	3B: 0	DP: 0	HR: 1	HBP: 0	WP: 1	PA: 43
--------------	------	------	------	--------	------	-------	-------	-------	------	------	------	--------	------	-------	------	-------	------	------	------	--------	------	-------	------	-------	------	------	------	--------	------	-------	-------	-------	------	------	------	--------	------	-------	-------	-------	------	------	------	--------	------	-------	-------	-------	------	------	------	--------	------	-------	-------	-------	------	------	------	--------	------	-------	------	------	------	------	------	--------	------	-------	-------	-------	-------	-------	-------	--------	-------	-------	-------	--------	-------	--------

PITCHER	IP	WLS	BF	H	R	ER	SO	BB	IBB	HBP	BLK	WP	HR	S	P	ERA	WHIP
Woody Williams, R (1, 1) ERA: 4.89	6.0	L	29	9	5	5	4	2	0	0	0	1	1	62	100	7.50	1.833
Donne Wall, R (7, 1) ERA: 3.22	2.0		8	0	0	0	3	1	0	0	0	0	0	16	29	0.00	0.500
Heath Murray, L (9, 1) ERA: 5.82	0.1		4	2	1	1	0	0	1	0	0	0	0	6	13	27.00	6.000
Carlos Reyes, R (9, 1) ERA: 3.15	0.2		2	0	0	0	1	0	0	0	0	0	0	4	6	0.00	0.000

PITCHER	IP	WLS	BF	H	R	ER	SO	BB	IBB	HBP	BLK	WP	HR	S	P	ERA	WHIP
---------	----	-----	----	---	---	----	----	----	-----	-----	-----	----	----	---	---	-----	------

BOTTOM

Milwaukee Brewers @ San Diego Padres
Qualcomm Stadium, San Diego, CA

AB 34
R 4
H 9
RBI 4
BB 6
SO 11
LOB 21



WP: 1 PA: 40
PB: 0
SB: 4
CS: 0

ERA 5.40 WHIP 2.400
ERA 3.0
ERA 3.13

Sat Aug 28 1999, 10:05 PM EDT
Att: 30,199 - Unknown - 73 F

livebaseballscorecards.com

AB R H RBI BB SO LOB

4 1 0 0 1 1 3

5 1 2 1 0 0 0

4 0 0 0 1 1 1

5 1 1 2 0 3 2

4 1 3 0 0 1 2

2 0 2 0 2 0 0

4 0 1 1 0 3 7

2 0 0 0 2 0 2

2 0 0 0 0 1 4
1 0 0 0 0 0 0
0 0 0 0 0 0 0
1 0 0 0 0 1 0
0 0 0 0 0 0 0
0 0 0 0 0 0 0

1B: 6 SF: 0
2B: 3 SAC: 0
3B: 0 DP: 1
HR: 1 HBP: 0

Batter	1	2	3	4	5	6	7	8	9
Quilvio Veras, S OBP: 0.367, SLG: 0.360 (1, 4)	4-2 S 1B BB	2-1 F8		2-3 K		2-0 G3		1-1 G4-3	
Tony Gwynn, L OBP: 0.380, SLG: 0.460 (1, 9)	1-0 S 1B		2-2 F7		0-0 WP HR 1B	0-0 F9		0-1 F7	
Reggie Sanders, R OBP: 0.400, SLG: 0.557 (1, 7)	4-1 S BB		1-1 F9		1-0 P4		0-2 F9	1-3 K	
Phil Nevin, R OBP: 0.352, SLG: 0.574 (1, 5)	1-2 F8		2-3 K		3-1 HR		1-3 K	2-3 K	
Wally Joyner, L OBP: 0.361, SLG: 0.332 (1, 3)	0-3 K			0-0 1B 2B	0-0 1B		2-1 1B 2B		
Eric Owens, R OBP: 0.335, SLG: 0.406 (1, 8)	4-1 BB			0-1 S 1B	1-2 1B		4-0 1B BB		
Ben Davis, S OBP: 0.291, SLG: 0.360 (1, 2)	0-3 K			0-3 K	0-3 K		0-0 1B		
Chris Gomez, R OBP: 0.332, SLG: 0.277 (1, 6)		4-1 L7-3 BB		4-1 BB	3-2 F9		2-1 G4-3		
Woody Williams, R OBP: 0.207, SLG: 0.226 (6, PH) John Vander Wal, L OBP: 0.369, SLG: 0.439 (7, 1) Donne Wall, R (8, PH) Dave Magadan, L OBP: 0.366, SLG: 0.352 (9, 1) Heath Murray, L OBP: 0.231, SLG: 0.167 (9, 1) Carlos Reyes, S		0-1 L7-3		2-3 K		0-2 F7		2-3 K	

Inning Stats	R: 1	H: 1	E: 0	K: 2	S: 15	LOB: 3	BB: 3	P: 29	R: 0	H: 0	E: 0	K: 0	S: 5	LOB: 0	BB: 1	P: 11	R: 0	H: 0	E: 0	K: 1	S: 8	LOB: 0	BB: 0	P: 13	R: 0	H: 2	E: 0	K: 3	S: 13	LOB: 3	BB: 1	P: 21	R: 2	H: 4	E: 0	K: 1	S: 15	LOB: 2	BB: 0	P: 23	R: 0	H: 0	E: 0	K: 0	S: 6	LOB: 0	BB: 0	P: 8	R: 1	H: 2	E: 0	K: 1	S: 10	LOB: 2	BB: 1	P: 17	R: 0	H: 0	E: 0	K: 1	S: 7	LOB: 0	BB: 0	P: 12	R: 0	H: 0	E: 0	K: 2	S: 8	LOB: 0	BB: 0	P: 11	1B: 6	SF: 0	2B: 3	SAC: 0	3B: 0	DP: 1	HR: 1	HBP: 0	WP: 1	PA: 40
--------------	------	------	------	------	-------	--------	-------	-------	------	------	------	------	------	--------	-------	-------	------	------	------	------	------	--------	-------	-------	------	------	------	------	-------	--------	-------	-------	------	------	------	------	-------	--------	-------	-------	------	------	------	------	------	--------	-------	------	------	------	------	------	-------	--------	-------	-------	------	------	------	------	------	--------	-------	-------	------	------	------	------	------	--------	-------	-------	-------	-------	-------	--------	-------	-------	-------	--------	-------	--------

PITCHER	IP	WLS	BF	H	R	ER	SO	BB	IBB	HBP	BLK	WP	HR	S	P	ERA	WHIP
Hideo Nomo, R ERA: 4.37 (1, 1)	5.0	W	26	7	3	3	7	5	0	0	0	1	1	56	97	5.40	2.400
Hector Ramirez, R ERA: 3.0 (6, 1)	3.0	H	11	2	1	1	2	1	0	0	0	0	0	23	37	3.00	1.000
Bob Wickman, R ERA: 3.13 (9, 1)	1.0	S	3	0	0	0	2	0	0	0	0	0	0	8	11	0.00	0.000

Batter	1	2	3	4	5	6	7	8	9	10	AB R H RBI BB SO LOB	TOP														
Marquis Grissom, R OBP: 0.318, SLG: 0.390	1-0 F7		2-3 K			1-2 E6 HR		1-0 G4-3			4 1 0 0 0 1 0	Milwaukee Brewers @ San Diego Padres Qualcomm Stadium, San Diego, CA Sun Aug 29 1999, 4:05 PM EDT Att. 22,997 - Sunny - 75 F														
Ronnie Belliard, R OBP: 0.381, SLG: 0.398	0-2 P3			0-0 G6-3		4-2 HR BB		0-2 L8		3 1 0 0 1 0 0																
Geoff Jenkins, L OBP: 0.366, SLG: 0.564	0-2 F7			0-0 G4-3		0-0 HR		1-2 G6-3		4 1 1 3 0 0 0																
Jeremy Burnitz, L OBP: 0.386, SLG: 0.569		4-1 FC5-4 BB		3-2 K		3-3 K		0-1 1B		3 0 1 0 1 2 0																
Jeff Cirillo, R OBP: 0.396, SLG: 0.432		2-1 FC5-4		2-1 P3		1-1 F9 SF9 2B		2-1 F9		4 1 1 0 0 0 2																
Kevin Barker, L OBP: 0.324, SLG: 0.333 Bob Wickman, R (9, 1)		1-3 K		0-2 P3		0-0 F9		1-3 K		4 0 0 0 0 2 3 0 0 0 0 0 0 0																
Jose Valentin, S OBP: 0.340, SLG: 0.408		0-0 G4-3		1-1 F9		1-2 SF9			0-0 P4	3 0 0 1 0 0 1																
Charlie Greene, R OBP: 0.200, SLG: 0.167			0-1 G5-3		0-2 F7	0-1 F7			0-0 G6-3	4 0 0 0 0 0 0																
Scott Karl, L OBP: 0.208, SLG: 0.327 Alex Ochoa, R OBP: 0.397, SLG: 0.500 Eric Plunk, R (8, 1) Mark Loretta, R OBP: 0.355, SLG: 0.398 (9, 3)			3-2 G3		0-3 K		1-3 K		0-0 F9	2 0 0 0 0 1 0 1 0 0 0 0 1 0 0 0 0 0 0 0 0 1 0 0 0 0 0 0																
Inning Stats	R: 0 E: 0 K: 0 S: 7	H: 0 LOB: 0 BB: 0 P: 8	R: 0 E: 0 K: 1 S: 7	H: 0 LOB: 1 BB: 1 P: 14	R: 0 E: 0 K: 1 S: 10	H: 0 LOB: 0 BB: 0 P: 15	R: 0 E: 0 K: 1 S: 6	H: 0 LOB: 0 BB: 0 P: 9	R: 0 E: 0 K: 0 S: 7	H: 0 LOB: 0 BB: 0 P: 10	R: 3 E: 1 K: 2 S: 15		H: 1 LOB: 0 BB: 1 P: 23	R: 1 E: 0 K: 0 S: 8	H: 1 LOB: 0 BB: 0 P: 10	R: 0 E: 0 K: 1 S: 7	H: 0 LOB: 0 BB: 0 P: 9	R: 0 E: 0 K: 1 S: 10	H: 1 LOB: 1 BB: 0 P: 14	R: 0 E: 0 K: 0 S: 3	H: 0 LOB: 0 BB: 0 P: 3	1B: 1 2B: 1 3B: 0 HR: 1	SF: 1 SAC: 0 DP: 0 HBP: 0	WP: 0 PB: 0 SB: 0 CS: 0	PA: 36	
PITCHER	IP WLS BF H R ER SO BB IBB HBP BLK WP HR S P ERA WHIP																									
Buddy Carlyle, R ERA: 1.29	(1, 1) 7.0																									
Dan Miceli, R ERA: 4.61	(8, 1) 1.0		3	0	0	0	1	0	0	0	0	0	0	0	7	9	0.00	0.000								
Matt Whisenant, L ERA: 5.68	(9, 1) 0.1		2	1	0	0	0	0	0	0	0	0	0	0	5	6	0.00	3.000								
Carlos Reyes, R ERA: 3.12	(9, 1) 0.2		2	0	0	0	1	0	0	0	0	0	0	0	5	8	0.00	0.000								
Trevor Hoffman, R ERA: 2.34	(10, 1) 1.0	W	3	0	0	0	0	0	0	0	0	0	0	0	3	3	0.00	0.000								

livebaseballscores.com

AB	33
R	4
H	3
RBI	4
BB	2
SO	7
LOB	6



Milwaukee Brewers @ San Diego Padres
Qualcomm Stadium, San Diego, CA

Sun Aug 29 1999, 4:05 PM EDT
Att. 22,997 - Sunny - 75 F

livebaseballscorecards.com

AB	38
R	5
H	10
RBI	4
BB	5
SO	6
LOB	17



WP:	0	PA:	44
PB:	0		
SB:	2		
CS:	0		

AB R H RBI BB SO LOB

4 1 1 0 1 2 2
3 0 1 1 0 0 2
2 0 1 0 0 0 2
0 0 0 0 0 0 0

5 2 1 1 0 0 3

5 1 2 0 0 2 1

3 0 0 0 2 0 1

5 0 1 1 0 0 4

4 0 0 0 1 1 2

3 0 1 0 0 0 0
1 0 0 1 0 0 0

1 1 1 0 1 0 0
1 0 1 0 0 0 0
0 0 0 0 0 0 0
0 0 0 0 0 0 0
0 0 0 0 0 0 0
1 0 0 0 0 1 0
1 0 0 0 0 0 0

1B: 9 SF: 1
2B: 0 SAC: 0
3B: 0 DP: 2
HR: 1 HBP: 0

Batter	1	2	3	4	5	6	7	8	9	10
Quilvio Veras, S OBP: 0.367, SLG: 0.359 (1, 4)	K		G4-6-3 BB		1B		K		E6 1B	
Tony Gwynn, L OBP: 0.379, SLG: 0.459 Wally Joyner, L OBP: 0.362, SLG: 0.333 Damian Jackson, R OBP: 0.323, SLG: 0.359 (9, PR) (10, 6)	G1-3		G4-6-3		1B		G3-1		E7 S 1B	
Reggie Sanders, R OBP: 0.397, SLG: 0.561 (1, 7) (6, 9)	G6-3			HR	P4			E5 S 1B	G5-3	
Phil Nevin, R OBP: 0.353, SLG: 0.571 (1, 5)		G6-4-3 BB 1B		K		P4		K		FC5-4 BB SF8 1B
Eric Owens, R OBP: 0.336, SLG: 0.403 (1, 3) (6, 7)		G6-4-3 BB		P3		G6-3		F8		FC5-4 BB
Wiki Gonzalez, R OBP: 0.290, SLG: 0.333 (1, 2)		G6-4-3		L5		F8		F8 1B		FC5-4 BB
Ruben Rivera, R OBP: 0.291, SLG: 0.416 (1, 8)		K			P5		L4	G5-3		BB
Chris Gomez, R OBP: 0.332, SLG: 0.278 Dave Magadan, L OBP: 0.364, SLG: 0.351 (9, PH) (10, 3)			G6-3		L7		L7 1B		F7 1B	SF8
Buddy Carlyle, L OBP: 1.000, SLG: 1.000 (7, PH) Ben Davis, S OBP: 0.294, SLG: 0.363 Dan Miceli, R (8, 1) Matt Whisenant, R (9, 1) Carlos Reyes, S (9, 1) John Vander Wal, L OBP: 0.395, SLG: 0.437 Trevor Hoffman, R OBP: 0.500, SLG: 1.000 (10, 1)			BB		1B		1B		K	

Inning Stats	R: 0	H: 0	E: 0	K: 1	S: 8	R: 0	H: 1	E: 0	K: 1	S: 7	R: 0	H: 0	E: 0	K: 0	S: 7	R: 1	H: 1	E: 0	K: 1	S: 12	R: 1	H: 3	E: 0	K: 0	S: 16	R: 0	H: 0	E: 0	K: 0	S: 4	R: 0	H: 2	E: 0	K: 1	S: 15	R: 1	H: 1	E: 1	K: 1	S: 15	R: 1	H: 1	E: 2	K: 1	S: 9	R: 1	H: 1	E: 0	K: 0	S: 3	

PITCHER	IP	WLS	BF	H	R	ER	SO	BB	IBB	HBP	BLK	WP	HR	S	P	ERA	WHIP
Scott Karl, L ERA: 4.8 (1, 1)	7.0		29	7	2	2	4	3	0	0	0	0	1	69	112	2.57	1.429
Eric Plunk, R ERA: 4.34 (8, 1)	1.0	H	5	1	1	0	1	0	0	0	0	0	0	15	21	0.00	1.000
Bob Wickman, R ERA: 3.19 (9, 1)	1.2	L	10	2	2	1	1	2	0	0	0	0	0	12	24	5.40	2.400

Batter	1	2	3	4	5	6	7	8	9	AB	R	H	RBI	BB	SO	LOB	TOP										
Lance Johnson, L OBP: 0.328, SLG: 0.356 (1, 8)	0-1 G6-4-3 1B		3-1 G3-1			3-2 FC4-6 1B 1-3 2B 1B	0-0 G6-3			4	1	2	0	0	0	1											
Chad Meyers, R OBP: 0.280, SLG: 0.290 Mickey Morandini, L OBP: 0.321, SLG: 0.337 (1, 4) (7, 4)	1-1 G6-4-3 1-2f			2-3 K		1-2 FC4-6 1B 1-2 3-H	0-0 PO 1B 3-H			4	0	2	2	0	1	1											
Mark Grace, L OBP: 0.400, SLG: 0.490 (1, 3)	3-3 K			0-0 G3-1		2-1 FC4-6 2B 1-2f 2-3	0-0 PO 1-2	2-1 F7		4	0	0	0	0	1	2											
Sammy Sosa, R OBP: 0.376, SLG: 0.675 (1, 9)		2-3 K		2-2 1B		4-1 2B 1-2 BB		3-3 K		3	0	1	0	1	2	0											
Henry Rodriguez, L OBP: 0.400, SLG: 0.570 Terry Adams, R (8, 1)		1-2 G4-3		0-0 G4-3		0-2 2B 1-3 2-H 3-H		0-0 G4-3		4	0	1	1	0	0	1											
Gary Gaetti, R OBP: 0.267, SLG: 0.350 (1, 5)		0-1 FC6-4 1B			0-0 G6-3		3-3 K		0-1 F8	4	0	1	0	0	1	2											
Jeff Reed, L OBP: 0.366, SLG: 0.371 (1, 2)		0-0 FC6-4 1-2f			4-1 G6-4-3 BB		2-1 FC5-6 1B 1B		3-1 1B	3	0	2	0	1	0	1											
Jose Nieves, R OBP: 0.287, SLG: 0.319 Manny Alexander, R OBP: 0.316, SLG: 0.362 (1, 6) (9, PH)			0-3 K		2-2 G6-4-3 1-2f		2-2 E 1B		2-3 K	3	1	1	0	0	1	1											
Jon Lieber, L OBP: 0.224, SLG: 0.163 Scott Sanders, R OBP: 0.294, SLG: 0.412 Felix Heredia, L OBP: 0.500, SLG: 0.500 Rick Aguilera, R Glenallen Hill, R OBP: 0.368, SLG: 0.601 (1, 1) (7, 1) (7, 1) (7, 1) (8, 7)			0-0 G6-3			2-1 1B 1B	0-2 FC5-6 1B 1-H 2-3f		0-0 G5-3	3	2	1	0	0	0	1											
Inning Stats	R: 0 E: 0 K: 1 S: 7	H: 1 LOB: 0 BB: 0 P: 11	R: 0 E: 0 K: 1 S: 9	H: 1 LOB: 1 BB: 0 P: 12	R: 0 E: 0 K: 1 S: 6	H: 0 LOB: 0 BB: 0 P: 9	R: 0 E: 0 K: 1 S: 8	H: 1 LOB: 1 BB: 0 P: 12	R: 0 E: 0 K: 0 S: 5	H: 0 LOB: 0 BB: 1 P: 11	R: 2 E: 0 K: 1 S: 18	H: 4 LOB: 2 BB: 1 P: 33	R: 2 E: 1 K: 0 S: 10	H: 3 LOB: 0 BB: 0 P: 14	R: 0 E: 0 K: 1 S: 6	H: 0 LOB: 0 BB: 0 P: 11	R: 0 E: 0 K: 1 S: 8	H: 1 LOB: 1 BB: 0 P: 13	1B: 10 2B: 1 3B: 0 HR: 0	SF: 0 SAC: 0 DP: 2 HBP: 0	WP: 0 PB: 0 SB: 0 CS: 0	PA: 37					
PITCHER	IP	WLS	BF	H	R	ER	SO	BB	IBB	HBP	BLK	WP	HR	S	P	ERA	WHIP										
Matt Clement, R ERA: 4.98 (1, 1)	6.0		24	7	2	2	5	2	0	0	0	0	0	53	88	3.00	1.500										
Donne Wall, R ERA: 3.17 (7, 1)	1.0	W	5	3	2	0	0	0	0	0	0	0	0	10	14	0.00	3.000										
Matt Whisenant, L ERA: 5.56 (8, 1)	1.0	H	3	0	0	0	1	0	0	0	0	0	0	6	11	0.00	0.000										
Carlos Reyes, R ERA: 3.07 (9, 1)	1.0		4	1	0	0	1	0	0	0	0	0	0	8	13	0.00	1.000										

Chicago Cubs @ San Diego Padres
Qualcomm Stadium, San Diego, CA
Mon Aug 30 1999, 10:05 PM EDT
Att. 21,874 - Unknown - 70 F

livebaseballscorecards.com

AB	34
R	4
H	11
RBI	3
BB	2
SO	7
LOB	12



Batter	1	2	3	4	5	6	7	8	9
Quilvio Veras, S (1, 4) <small>OBP: 0.365, SLG: 0.359</small>	0-1 G5-3		3-3 K			0-3 K	3-1 WP 2B	1-0 G4-3	
John Vander Wal, L (1, 7) <small>OBP: 0.368, SLG: 0.436</small> Eric Owens, R (7, PH) <small>OBP: 0.334, SLG: 0.401</small>	1-3 K		1-1 G4-3			0-0 1B 1B	1-3 K FC5-4	0-0 G4-3	
Reggie Sanders, R (1, 9) <small>OBP: 0.396, SLG: 0.557</small>	2-3 K				1-0 G5-3	2-0 1B 2-3	0-0 FC5-4 1B		
Phil Nevin, R (1, 5) <small>OBP: 0.348, SLG: 0.565</small>		2-2 G5-3		1-1 F9		2-1 SF9	1-0 E6 1B 1B		
Wally Joyner, L (1, 3) <small>OBP: 0.362, SLG: 0.333</small> Donne Wall, R (7, 1)		2-1 1B		2-1 L6		3-2 F7	1-1 1B		
Wiki Gonzalez, R (7, PH) <small>OBP: 0.313, SLG: 0.355</small> Matt Whisenant, R (8, 1) Carlos Reyes, S (9, 1)							1-3 2-H 1B		
Ben Davis, S (1, 2) <small>OBP: 0.298, SLG: 0.371</small>		0-3 K			2-3 K		1-2 2B 1B		
Ruben Rivera, R (1, 8) <small>OBP: 0.293, SLG: 0.416</small>		1-1 1B		1-2 G6-3			1-2 K		
Damian Jackson, R (1, 6) <small>OBP: 0.325, SLG: 0.367</small>		0-2 F9		2-2 F8			4-2 2B BB	2-0 HR	
Matt Clement, R (1, 1) <small>OBP: 0.182, SLG: 0.100</small> Dave Magadan, L (6, PH) <small>OBP: 0.363, SLG: 0.350</small>			1-2 G1-3			3-2 1B SF9 1B	1-3 K	0-0 G1-3	

Inning Stats	R: 0	H: 0	E: 0	K: 2	S: 9	H: 0	LOB: 0	BB: 0	P: 12	R: 0	H: 2	E: 0	K: 1	S: 17	R: 0	H: 0	E: 0	K: 1	S: 8	R: 0	H: 0	E: 0	K: 1	S: 5	R: 0	H: 0	E: 0	K: 1	S: 11	R: 1	H: 3	E: 0	K: 1	S: 14	R: 6	H: 4	E: 2	K: 3	S: 25	R: 1	H: 1	E: 0	K: 0	S: 4
	0	0	0	2	9	2	0	0	12	0	2	0	1	17	0	0	0	1	8	0	0	0	1	5	0	0	0	0	0	1	3	2	6	4	2	3	25	1	1	0	0	4		

AB	R	H	RBI	BB	SO	LOB
5	1	1	3	0	2	1
3	0	1	0	0	1	0
2	0	0	0	0	1	0
4	1	1	0	0	1	1
3	1	0	1	0	0	1
3	0	1	0	0	0	2
0	0	0	0	0	0	0
1	0	1	1	0	0	0
0	0	0	0	0	0	0
0	0	0	0	0	0	0
4	1	2	1	0	2	1
3	1	1	0	1	1	2
3	2	1	1	1	0	2
1	0	0	0	0	0	0
3	1	1	0	0	1	3
1B: 7	SF: 1					
2B: 2	SAC: 0					
3B: 0	DP: 0					
HR: 1	HBP: 0					

BOTTOM

Chicago Cubs @ San Diego Padres
 Qualcomm Stadium, San Diego, CA

Mon Aug 30 1999, 10:05 PM EDT
 Att: 21,874 - Unknown - 70 F

AB	35
R	8
H	10
RBI	7
BB	2
SO	9
LOB	13

WP: 1 PA: 38
 PB: 0
 SB: 0
 CS: 0



PITCHER	IP	WLS	BF	H	R	ER	SO	BB	IBB	HBP	BLK	WP	HR	S	P	ERA	WHIP
Jon Lieber, R (1, 1) <small>ERA: 4.11</small>	6.0		24	6	2	2	6	0	0	0	0	0	0	68	101	3.00	1.000
Scott Sanders, R (7, 1) <small>ERA: 5.87</small>	0.0		2	0	0	0	0	2	0	0	0	0	0	2	10	∞	∞
Felix Heredia, L (7, 1) <small>ERA: 4.34</small>	0.1	L	2	1	2	2	1	0	0	0	0	0	0	5	9	54.00	3.000
Rick Aguilera, R (7, 1) <small>ERA: 3.54</small>	0.2		6	2	3	0	2	0	0	0	0	1	0	14	19	0.00	3.000
Terry Adams, R (8, 1) <small>ERA: 3.91</small>	1.0		4	1	1	1	0	0	0	0	0	0	1	4	7	9.00	1.000

Batter	1	2	3	4	5	6	7	8	9	AB R H RBI BB SO LOB	TOP	
Lance Johnson, L (1, 8) OBP: 0.323, SLG: 0.350	2-1 G3-1		0-1 G4-3			2-3 K		1-2 G6-3		4 0 0 0 0 1 0	Chicago Cubs @ San Diego Padres Qualcomm Stadium, San Diego, CA Tue Aug 31 1999, 10:05 PM EDT Att. 24,935 - Unknown - 69 F	
Mickey Morandini, L (1, 4) OBP: 0.322, SLG: 0.337	0-1 1B		0-1 L4			0-0 G4-1		4-1 HR BB	3 1 1 0 1 0 0			
Sammy Sosa, R (1, 9) OBP: 0.377, SLG: 0.679	2-3 K		0-2 F9			4-1 HBP		0-0 1-H HR	3 1 1 2 0 1 1			
Mark Grace, L (1, 3) OBP: 0.397, SLG: 0.485	1-0 G3				0-1 G3-1		1-0 F8	1-1 G4-3	4 0 0 0 0 0 2			
Henry Rodriguez, L (1, 7) OBP: 0.399, SLG: 0.569		2-2 G4-3 G6-3 2B			1-1 L8		2-0 G3	2-2 G3	4 1 1 0 0 0 0			
Gary Gaetti, R (1, 5) OBP: 0.267, SLG: 0.349		0-0 G4-3			1-0 G5-3		1-3 K	2-2 1B	4 0 1 0 0 1 1			
Jeff Reed, L (1, 2) OBP: 0.360, SLG: 0.363		2-3 G6-3					0-0 G4-3	1-1 G4-3	4 0 0 1 0 0 1			
Jose Nieves, R (1, 6) OBP: 0.288, SLG: 0.320		3-H 1-0 1B				0-1 F7			3 0 1 0 0 0 0			
Micah Bowie, L (1, 1) OBP: 0.286, SLG: 0.167		0-0 L6				1-0 G5-3		0-1 L7	0 0 0 0 0 0 0			
Rodney Myers, R (1, 1) OBP: 0.429, SLG: 0.571						1-3 K		0-0 G1-3	2 0 0 0 0 1 1			
Jeff Blauser, R (8, PH) OBP: 0.368, SLG: 0.431									1 0 0 0 0 0 0			
Scott Sanders, R (8, 1) OBP: 0.294, SLG: 0.412									0 0 0 0 0 0 0			
Inning Stats	R: 0 H: 1 E: 0 LOB: 1 K: 1 BB: 0 S: 9 P: 14	R: 1 H: 2 E: 0 LOB: 1 K: 0 BB: 0 S: 7 P: 11	R: 0 H: 0 E: 0 LOB: 0 K: 0 BB: 0 S: 7 P: 7	R: 0 H: 0 E: 0 LOB: 0 K: 0 BB: 0 S: 5 P: 7	R: 0 H: 0 E: 0 LOB: 0 K: 1 BB: 0 S: 6 P: 8	R: 0 H: 0 E: 0 LOB: 1 K: 1 BB: 0 S: 9 P: 16	R: 0 H: 0 E: 0 LOB: 0 K: 1 BB: 0 S: 7 P: 10	R: 0 H: 0 E: 0 LOB: 0 K: 0 BB: 0 S: 7 P: 8	R: 2 H: 2 E: 0 LOB: 1 K: 0 BB: 1 S: 12 P: 22	1B: 3 SF: 0 2B: 1 SAC: 0 3B: 0 DP: 0 HR: 1 HBP: 1	WP: 0 PA: 34 PB: 0 SB: 0 CS: 0	
PITCHER Andy Ashby, R (1, 1) ERA: 3.59	IP WLS BF H R ER SO BB IBB HBP BLK WP HR S P ERA WHIP	9.0 W 34 5 3 3 4 1 0 1 0 0 1 69 103 3.00 0.667										

livebaseballscorecards.com

AB	32
R	3
H	5
RBI	3
BB	1
SO	4
LOB	6



Batter	1	2	3	4	5	6	7	8	9	AB R H RBI BB SO LOB
--------	---	---	---	---	---	---	---	---	---	----------------------

Quilvio Veras, S <small>(1, 4)</small> <small>OBP: 0.362, SLG: 0.355</small>	 <small>G6-3</small> <small>G4-3</small>		 <small>G6-3</small>			 <small>G4-3</small>				4 0 0 0 0 0 1
Tony Gwynn, L <small>(1, 9)</small> <small>OBP: 0.381, SLG: 0.459</small> Dave Magadan, L <small>(8, 3)</small> <small>OBP: 0.363, SLG: 0.350</small>	 <small>0-0</small> <small>1B</small> <small>HR</small> <small>1B</small>	 <small>3-2</small> <small>1B</small> <small>G4-3</small> <small>1B</small>		 <small>1-1</small> <small>G4-3</small>		 <small>1-0</small> <small>G4-3</small>				4 2 2 0 0 0 0 0 0 0 0 0 0 0
Reggie Sanders, R <small>(1, 7)</small> <small>OBP: 0.397, SLG: 0.557</small> <small>(8, 9)</small>	 <small>0-1</small> <small>1-2</small> <small>HR</small> <small>1B</small>	 <small>0-1</small> <small>G4-3</small> <small>1B</small> <small>1-2</small> <small>1B</small>		 <small>0-1</small> <small>L9</small>		 <small>1-0</small> <small>P9</small>				4 1 2 0 0 0 0
Phil Nevin, R <small>(1, 5)</small> <small>OBP: 0.350, SLG: 0.575</small>	 <small>1-0</small> <small>HR</small>	 <small>0-0</small> <small>G4-3</small> <small>1-2</small> <small>2-3</small> <small>1B</small>		 <small>2-0</small> <small>P3</small>		 <small>0-0</small> <small>G6-3</small>				4 1 2 3 0 0 0
Eric Owens, R <small>(1, 3)</small> <small>OBP: 0.333, SLG: 0.405</small> <small>(8, 7)</small>	 <small>3-2</small> <small>1B</small> <small>3B</small>	 <small>2-0</small> <small>G4-3</small> <small>1-2</small> <small>2-3</small> <small>3-H</small>		 <small>0-0</small> <small>F9</small>		 <small>2-2</small> <small>L9</small>				4 1 1 1 0 0 2
Ben Davis, S <small>(1, 2)</small> <small>OBP: 0.297, SLG: 0.365</small>	 <small>4-0</small> <small>1B</small> <small>2B</small> <small>BB</small>	 <small>3-3</small> <small>K</small>		 <small>0-1</small> <small>G6-3</small>		 <small>0-0</small> <small>L3</small>				3 1 0 0 1 1 2
Ruben Rivera, R <small>(1, 8)</small> <small>OBP: 0.292, SLG: 0.414</small>	 <small>3-2</small> <small>1-3</small> <small>2B</small> <small>1B</small> <small>3-H</small> <small>3-H</small>	 <small>1-2</small> <small>G1-3</small>		 <small>0-2</small> <small>F8</small>		 <small>3-3</small> <small>K</small>				4 1 1 1 0 1 2
Chris Gomez, R <small>(1, 6)</small> <small>OBP: 0.332, SLG: 0.285</small>	 <small>1-2</small> <small>1-H</small> <small>3-H</small> <small>2B</small>		 <small>2-0</small> <small>P6</small>		 <small>2-3</small> <small>K</small>					3 0 1 2 0 1 0
Andy Ashby, R <small>(1, 1)</small> <small>OBP: 0.196, SLG: 0.189</small>	 <small>1-1</small> <small>G6-3</small>		 <small>1-3</small> <small>K</small>		 <small>2-3</small> <small>K</small>					3 0 0 0 0 2 1

Inning Stats	R: 6 E: 0 K: 0 S: 19	H: 6 LOB: 1 BB: 1 P: 35	R: 1 E: 0 K: 1 S: 14	H: 3 LOB: 2 BB: 0 P: 23	R: 0 E: 0 K: 1 S: 6	H: 0 LOB: 0 BB: 0 P: 9	R: 0 E: 0 K: 0 S: 5	H: 0 LOB: 0 BB: 0 P: 8	R: 0 E: 0 K: 0 S: 6	H: 0 LOB: 0 BB: 0 P: 6	R: 0 E: 0 K: 2 S: 12	H: 0 LOB: 0 BB: 0 P: 17	R: 0 E: 0 K: 0 S: 3	H: 0 LOB: 0 BB: 0 P: 5	R: 0 E: 0 K: 1 S: 9	H: 0 LOB: 0 BB: 0 P: 14	1B: 6 2B: 1 3B: 1 HR: 1	SF: 0 SAC: 0 DP: 0 HBP: 0	WP: 0 PB: 0 SB: 0 CS: 0	PA: 34
--------------	-------------------------------	----------------------------------	-------------------------------	----------------------------------	------------------------------	---------------------------------	------------------------------	---------------------------------	------------------------------	---------------------------------	-------------------------------	----------------------------------	------------------------------	---------------------------------	------------------------------	----------------------------------	----------------------------------	------------------------------------	----------------------------------	--------

PITCHER	IP	WLS	BF	H	R	ER	SO	BB	IBB	HBP	BLK	WP	HR	S	P	ERA	WHIP
Micah Bowie, L <small>(1, 1)</small> <small>ERA: 12.18</small>	0.1	L	8	6	6	6	0	1	0	0	0	0	1	16	31	162.00	21.000
Rodney Myers, R <small>(1, 1)</small> <small>ERA: 4.71</small>	6.2		23	3	1	1	4	0	0	0	0	0	0	49	72	1.35	0.450
Scott Sanders, R <small>(8, 1)</small> <small>ERA: 5.8</small>	1.0		3	0	0	0	1	0	0	0	0	0	0	9	14	0.00	0.000

BOTTOM

Chicago Cubs @ San Diego Padres
Qualcomm Stadium, San Diego, CA
 Tue Aug 31 1999, 10:05 PM EDT
 Att: 24,935 - Unknown - 69 F

AB	33
R	7
H	9
RBI	7
BB	1
SO	5
LOB	8



WP: 0	PA: 34
PB: 0	
SB: 0	
CS: 0	

Batter	1	2	3	4	5	6	7	8	9	AB R H RBI BB SO LOB	TOP
Chad Meyers, R (1, 4) <small>OBP: 0.269, SLG: 0.278</small> Mickey Morandini, L (9, PH) <small>OBP: 0.322, SLG: 0.337</small>	1-0 		2-1 			2-3 			0-2 	3 0 0 0 0 1 0 1 0 0 0 0 0 0	Chicago Cubs @ San Diego Padres Qualcomm Stadium, San Diego, CA Wed Sep 01 1999, 10:35 PM EDT Att. 31,132 - Unknown - 69 F livebaseballscorecards.com AB 28 R 1 H 2 RBI 1 BB 2 SO 10 LOB 4
Jeff Blauser, R (1, 5) <small>OBP: 0.360, SLG: 0.421</small>	2-3 			3-2 		2-2 		1-2 	4 0 0 0 0 2 0		
Mark Grace, L (1, 3) <small>OBP: 0.394, SLG: 0.481</small>	3-3 			3-3 			3-2 	3-2 	4 0 0 0 0 2 0		
Sammy Sosa, R (1, 8) <small>OBP: 0.380, SLG: 0.685</small>		4-1 		0-0 		4-2 			1 1 1 1 2 0 0		
Glenallen Hill, R (1, 9) <small>OBP: 0.368, SLG: 0.597</small> Lance Johnson, L (9, 8) <small>OBP: 0.323, SLG: 0.350</small>		3-2 		2-0 		2-2 			3 0 1 0 0 0 1 0 0 0 0 0 0 0		
Henry Rodriguez, L (1, 7) <small>OBP: 0.396, SLG: 0.565</small>		1-3 		3-2 		0-1 			3 0 0 0 0 1 2		
Benito Santiago, R (1, 2) <small>OBP: 0.305, SLG: 0.365</small>		1-0 		1-2 		1-0 			3 0 0 0 0 0 1		
Jose Nieves, R (1, 6) <small>OBP: 0.280, SLG: 0.310</small>			3-2 		1-3 		1-2 		3 0 0 0 0 2 0		
Steve Trachsel, R (1, 1) <small>OBP: 0.115, SLG: 0.118</small> Manny Alexander, R (8, PH) <small>OBP: 0.314, SLG: 0.360</small> Terry Adams, R (8, 1)			2-3 		0-0 		2-3 		2 0 0 0 0 1 0 1 0 0 0 0 1 0 0 0 0 0 0 0 0		
Inning Stats	R: 0 H: 0 E: 0 LOB: 0 K: 2 BB: 0 S: 8 P: 14	R: 0 H: 0 E: 0 LOB: 1 K: 1 BB: 1 S: 8 P: 17	R: 0 H: 0 E: 0 LOB: 0 K: 2 BB: 0 S: 9 P: 16	R: 1 H: 1 E: 0 LOB: 0 K: 1 BB: 0 S: 10 P: 18	R: 0 H: 0 E: 0 LOB: 0 K: 1 BB: 0 S: 10 P: 15	R: 0 H: 0 E: 0 LOB: 0 K: 2 BB: 0 S: 8 P: 12	R: 0 H: 1 E: 0 LOB: 1 K: 0 BB: 1 S: 11 P: 20	R: 0 H: 0 E: 0 LOB: 0 K: 1 BB: 0 S: 10 P: 14	1B: 1 SF: 0 2B: 0 SAC: 0 3B: 0 DP: 0 HR: 1 HBP: 0	WP: 0 PA: 30 PB: 0 SB: 0 CS: 0	
PITCHER Sterling Hitchcock, L (1, 1) <small>ERA: 4.23</small> Dan Miceli, R (8, 1) <small>ERA: 4.45</small>	IP WLS BF H R ER SO BB IBB HBP BLK WP HR S P ERA WHIP 7.0 L 24 2 1 1 9 2 0 0 0 0 1 64 112 1.29 0.571										PITCHER IP WLS BF H R ER SO BB IBB HBP BLK WP HR S P ERA WHIP

Batter	1	2	3	4	5	6	7	8	9	AB	R	H	RBI	BB	SO	LOB
Quilvio Veras, S OBP: 0.363, SLG: 0.357 (1, 4)	1-0 1B BLK 1B		1-2 CS 1B			0-0 G4-3		2-3 K2-3		4	0	2	0	0	1	0
Tony Gwynn, L OBP: 0.376, SLG: 0.453 (1, 9)	1-0 F7		1-3 SAFE 1-2			1-2 G3		0-0 L8		4	0	0	0	0	1	2
Reggie Sanders, R OBP: 0.393, SLG: 0.551 (1, 7)	2-2 SAFE 1-2 G5-3		1-3 K			2-2 G4-3		2-3 K		4	0	0	0	0	2	1
Phil Nevin, R OBP: 0.352, SLG: 0.573 (1, 5)	0-0 S 2-3 1B			3-1 F8			1-2 G1-3		1-2 G4-6-3 1B	4	0	2	0	0	0	0
Wally Joyner, L OBP: 0.363, SLG: 0.331 (1, 3)	4-2 BB 1-2 BB			0-0 P6			4-2 G1-6-3 BB BB		2-2 G4-6-3 1-2f	2	0	0	0	2	0	1
Ruben Rivera, R OBP: 0.292, SLG: 0.410 (1, 8)	1-3 K			2-3 K			4-2 SAFE 1-2 G1-6-3 BB		1-0 G6-3	3	0	0	0	1	2	3
Ben Davis, S OBP: 0.293, SLG: 0.360 (1, 2)		3-2 G4-3				1-2 G3-1		3-2 G1-6-3 1-2 2-3		3	0	0	0	0	0	2
Chris Gomez, R OBP: 0.329, SLG: 0.282 (1, 6)		2-2 G1-3				1-1 G6-3		4-1 FC4-6 IBB		2	0	0	0	0	0	0
John Vander Wal, L OBP: 0.370, SLG: 0.436 (7, PH)										0	0	0	0	1	0	0
Damian Jackson, R OBP: 0.325, SLG: 0.367 (8, 6)										0	0	0	0	0	0	0
Sterling Hitchcock, L OBP: 0.115, SLG: 0.061 (1, 1)		1-3 K				1-3 K		0-0 FC4-6 1-2f		2	0	0	0	0	2	0
Dave Magadan, L OBP: 0.362, SLG: 0.349 (7, PH)										1	0	0	0	0	0	3
Dan Miceli, R (8, 1)										0	0	0	0	0	0	0

BOTTOM															
Chicago Cubs @ San Diego Padres Qualcomm Stadium, San Diego, CA Wed Sep 01 1999, 10:35 PM EDT Att: 31,132 - Unknown - 69 F	<table border="1"> <tr> <td>AB</td> <td>29</td> </tr> <tr> <td>R</td> <td>0</td> </tr> <tr> <td>H</td> <td>4</td> </tr> <tr> <td>RBI</td> <td>0</td> </tr> <tr> <td>BB</td> <td>4</td> </tr> <tr> <td>SO</td> <td>8</td> </tr> <tr> <td>LOB</td> <td>12</td> </tr> </table> 	AB	29	R	0	H	4	RBI	0	BB	4	SO	8	LOB	12
AB	29														
R	0														
H	4														
RBI	0														
BB	4														
SO	8														
LOB	12														

Inning Stats																																																																																				
R: 0		H: 2		R: 0		H: 0		R: 0		H: 0		R: 0		H: 0		R: 0																																																																				
E: 0		LOB: 3		E: 0		LOB: 0		E: 0		LOB: 0		E: 0		LOB: 3		E: 0																																																																				
K: 1		BB: 1		K: 1		BB: 0		K: 1		BB: 0		K: 0		BB: 3		K: 2																																																																				
S: 11		P: 20		S: 9		P: 15		S: 10		P: 12		S: 8		P: 11		S: 7																																																																				
<table border="1"> <thead> <tr> <th colspan="17">PITCHER</th> </tr> <tr> <th>IP</th> <th>WLS</th> <th>BF</th> <th>H</th> <th>R</th> <th>ER</th> <th>SO</th> <th>BB</th> <th>IBB</th> <th>HBP</th> <th>BLK</th> <th>WP</th> <th>HR</th> <th>S</th> <th>P</th> <th>ERA</th> <th>WHIP</th> </tr> </thead> <tbody> <tr> <td>Steve Trachsel, R (1, 1)</td> <td>7.0</td> <td>W</td> <td>27</td> <td>3</td> <td>0</td> <td>0</td> <td>6</td> <td>3</td> <td>1</td> <td>0</td> <td>0</td> <td>0</td> <td>69</td> <td>113</td> <td>0.00</td> <td>0.857</td> </tr> <tr> <td>Terry Adams, R (8, 1)</td> <td>2.0</td> <td>S</td> <td>6</td> <td>1</td> <td>0</td> <td>2</td> <td>0</td> <td>0</td> <td>0</td> <td>0</td> <td>0</td> <td>0</td> <td>15</td> <td>23</td> <td>0.00</td> <td>0.500</td> </tr> </tbody> </table>																	PITCHER																	IP	WLS	BF	H	R	ER	SO	BB	IBB	HBP	BLK	WP	HR	S	P	ERA	WHIP	Steve Trachsel, R (1, 1)	7.0	W	27	3	0	0	6	3	1	0	0	0	69	113	0.00	0.857	Terry Adams, R (8, 1)	2.0	S	6	1	0	2	0	0	0	0	0	0	15	23	0.00	0.500
PITCHER																																																																																				
IP	WLS	BF	H	R	ER	SO	BB	IBB	HBP	BLK	WP	HR	S	P	ERA	WHIP																																																																				
Steve Trachsel, R (1, 1)	7.0	W	27	3	0	0	6	3	1	0	0	0	69	113	0.00	0.857																																																																				
Terry Adams, R (8, 1)	2.0	S	6	1	0	2	0	0	0	0	0	0	15	23	0.00	0.500																																																																				

WP: 0		PA: 33	
PB: 0		CS: 1	
1B:	4	SF:	0
2B:	0	SAC:	0
3B:	0	DP:	1
HR:	0	HBP:	0

Batter	1	2	3	4	5	6	7	8	9	AB R H RBI BB SO LOB	TOP	
Quilvio Veras, S (1, 4) <small>OBP: 0.363, SLG: 0.356</small>	2-1 		4-1 		2-1 		1-0 	0-0 		4 2 1 0 1 0 4		
Tony Gwynn, L (1, 9) <small>OBP: 0.376, SLG: 0.465</small>	0-1 		2-1 		0-1 		0-0 		0-0 	5 2 2 3 0 0 1		
Reggie Sanders, R (1, 7) <small>OBP: 0.393, SLG: 0.552</small>	0-1 		2-2 		0-3 		0-0 		1-2 	5 0 2 0 0 1 1		
Phil Nevin, R (1, 5) <small>OBP: 0.356, SLG: 0.577</small>	1-2 		2-1 			2-2 	0-0 		2-0 	5 0 3 2 0 0 1		
Wally Joyner, L (1, 3) <small>OBP: 0.361, SLG: 0.326</small>	2-3 		1-0 			2-3 		4-2 	2-1 	4 1 0 0 1 2 3		
Wiki Gonzalez, R (1, 2) <small>OBP: 0.306, SLG: 0.324</small>		1-2 		2-0 		0-3 		1-0 		3 0 0 0 0 1 0		
Ruben Rivera, R (1, 8) <small>OBP: 0.294, SLG: 0.408</small>		4-2 		1-3 			4-2 	1-2 		2 0 0 0 2 1 2		
Damian Jackson, R (1, 6) <small>OBP: 0.332, SLG: 0.369</small>		4-2 		4-1 			1 SAFE 	0-0 		1 1 1 1 3 0 0		
Woody Williams, R (1, 1) <small>OBP: 0.197, SLG: 0.224</small> John Vander Wal, L (8, PH) <small>OBP: 0.369, SLG: 0.434</small> Donne Wall, R (8, 1) Trevor Hoffman, R (9, 1) <small>OBP: 0.500, SLG: 1.000</small>		1-3 		1-3 			1-0 	2-3 		3 0 0 0 0 2 5		
Inning Stats	R: 1 H: 3 E: 0 LOB: 1 K: 1 BB: 0 S: 12 P: 17	R: 0 H: 0 E: 0 LOB: 1 K: 1 BB: 2 S: 13 P: 23	R: 1 H: 2 E: 0 LOB: 1 K: 0 BB: 1 S: 9 P: 20	R: 0 H: 0 E: 0 LOB: 1 K: 2 BB: 1 S: 9 P: 17	R: 0 H: 0 E: 0 LOB: 0 K: 1 BB: 0 S: 7 P: 9	R: 0 H: 0 E: 0 LOB: 0 K: 2 BB: 0 S: 11 P: 15	R: 3 H: 2 E: 0 LOB: 1 K: 0 BB: 2 S: 12 P: 22	R: 1 H: 1 E: 0 LOB: 2 K: 1 BB: 1 S: 12 P: 20	R: 0 H: 1 E: 0 LOB: 1 K: 0 BB: 0 S: 7 P: 12	1B: 5 SF: 0 2B: 3 SAC: 0 3B: 0 DP: 0 HR: 1 HBP: 1	WP: 0 PA: 41 PB: 1 SB: 1 CS: 2	
PITCHER A.J. Burnett, R (1, 1) <small>ERA: 3.12</small> Vic Darensbourg, L (7, 1) <small>ERA: 8.71</small> Braden Looper, R (8, 1) <small>ERA: 3.68</small> Antonio Alfonseca, R (9, 1) <small>ERA: 3.31</small>	IP WLS BF H R ER SO BB IBB HBP BLK WP HR S P ERA WHIP											PITCHER IP WLS BF H R ER SO BB IBB HBP BLK WP HR S P ERA WHIP

San Diego Padres @ Florida Marlins
 Pro Player Stadium, Miami, FL
 Fri Sep 03 1999, 7:05 PM EDT
 Att. 12,581 - Unknown - 88 F

livebaseballscorecards.com

AB	33
R	6
H	9
RBI	6
BB	7
SO	8
LOB	19



Batter	1	2	3	4	5	6	7	8	9	AB	R	H	RBI	BB	SO	LOB
Luis Castillo, S OBP: 0.379, SLG: 0.367 Dave Berg, R OBP: 0.372, SLG: 0.397 (1, 4) (5, PH) (6, 4)	0-0 F7 1B		0-0 CS 1B		4-2 FC9-6 BB		0-1 G6-3		1-3 K	2	0	1	0	0	0	0
Alex Gonzalez, R OBP: 0.306, SLG: 0.429 (1, 6)	2-1 HR		2-2 CS 1-2	0-2 CS 1B	1-1 FC9-6 1-2f		0-0 G6-3			4	1	2	1	0	0	1
Bruce Aven, R OBP: 0.366, SLG: 0.463 Braden Loper, R Antonio Alfonseca, R (1, 7) (8, 1) (9, 1)	2-1 1B			2-1 BB 1B 1-2	0-1 F7		0-1 G6-3			4	1	2	0	0	0	1
Kevin Millar, R OBP: 0.374, SLG: 0.441 (1, 3)	0-2 L9			1-2 BB BB G4-3 1B	1-1 L7		0-1 G6-3			4	1	1	0	0	0	2
Preston Wilson, R OBP: 0.348, SLG: 0.509 (1, 8)	1-2 2-4 1-2	4-2 L4-3 BB		4-2 G4-3 BB 1-2 2-3 BB		0-0 G4-3		1-3 K	2	2	0	0	0	2	1	0
Danny Bautista, R OBP: 0.303, SLG: 0.426 (1, 9) (8, 7)		1-2 L4-3 1-2		4-1 G4-3 BB 1-2 2-3 3-H		0-0 L8		0-2 F9	3	3	0	0	1	1	0	1
Mike Lowell, R OBP: 0.328, SLG: 0.393 (1, 5)		2-2 P4		1-2 G4-3 BB 1-2 2-3 3-H		3-2 2B		0-0 F8	1	4	0	1	1	0	0	2
Ramon Castro, R OBP: 0.391, SLG: 0.550 Chris Clapinski, S OBP: 0.365, SLG: 0.364 (1, 2) (9, PR)			2-0 F7	4-0 FC4-6 IBB		4-0 IBB		0-2 2B	2	2	0	1	0	2	0	0
A.J. Burnett, R OBP: 0.143, SLG: 0.143 Vic Darenbourg, L Mark Kotsay, L OBP: 0.297, SLG: 0.390 (1, 1) (7, 1) (8, 9)			0-3 K	2-2 FC4-6 1-2f		1-0 F7		2-2 G1-3	2	3	0	0	0	0	1	5

Inning Stats	R: 1	H: 2	E: 0	K: 0	S: 10	LOB: 1	BB: 0	P: 15	R: 0	H: 0	E: 0	K: 0	S: 10	LOB: 0	BB: 0	P: 17	R: 0	H: 1	E: 0	K: 1	S: 7	LOB: 0	BB: 0	P: 11	R: 2	H: 3	E: 0	K: 0	S: 18	LOB: 3	BB: 3	P: 36	R: 0	H: 0	E: 0	K: 0	S: 10	LOB: 1	BB: 1	P: 16	R: 0	H: 1	E: 0	K: 0	S: 6	LOB: 2	BB: 1	P: 14	R: 0	H: 0	E: 0	K: 0	S: 5	LOB: 0	BB: 0	P: 5	R: 0	H: 0	E: 0	K: 1	S: 11	LOB: 0	BB: 0	P: 12	R: 0	H: 1	E: 0	K: 1	S: 10	LOB: 1	BB: 0	P: 13	1B: 5	SF: 0	2B: 3	SAC: 0	3B: 0	DP: 1	HR: 1	HBP: 0	WP: 0	PA: 38
--------------	------	------	------	------	-------	--------	-------	-------	------	------	------	------	-------	--------	-------	-------	------	------	------	------	------	--------	-------	-------	------	------	------	------	-------	--------	-------	-------	------	------	------	------	-------	--------	-------	-------	------	------	------	------	------	--------	-------	-------	------	------	------	------	------	--------	-------	------	------	------	------	------	-------	--------	-------	-------	------	------	------	------	-------	--------	-------	-------	-------	-------	-------	--------	-------	-------	-------	--------	-------	--------

PITCHER	IP	WLS	BF	H	R	ER	SO	BB	IBB	HBP	BLK	WP	HR	S	P	ERA	WHIP
Woody Williams, R ERA: 4.85 (1, 1)	7.0	W	31	7	3	3	1	4	2	0	0	0	1	66	114	3.86	1.571
Donne Wall, R ERA: 3.12 (8, 1)	1.0	H	3	0	0	0	1	0	0	0	0	0	0	11	12	0.00	0.000
Trevor Hoffman, R ERA: 2.3 (9, 1)	1.0	S	4	1	0	0	1	0	0	0	0	0	0	10	13	0.00	1.000

BOTTOM

San Diego Padres @ Florida Marlins
Pro Player Stadium, Miami, FL

Fri Sep 03 1999, 7:05 PM EDT
Att: 12,581 - Unknown - 88 F

livebaseballscorecards.com

AB	31
R	3
H	8
RBI	3
BB	6
SO	3
LOB	14



Batter	1	2	3	4	5	6	7	8	9	AB R H RBI BB SO LOB	TOP		
Quilvio Veras, S (1, 4) OBP: 0.365, SLG: 0.356 BB	4-0 		1-2 			0-1 		0-2 		3 0 1 1 1 0 1			
Tony Gwynn, L (1, 9) OBP: 0.372, SLG: 0.459 1 SAFE C B 1 SAFE X	1-1 			0-1 		2-2 		0-1 		4 0 0 0 0 0 2			
Reggie Sanders, R (1, 7) OBP: 0.390, SLG: 0.546 B 1 SAFE X	1-0 			2-3 			1-1 	0-3 		4 0 0 0 0 2 2			
Phil Nevin, R (1, 5) OBP: 0.352, SLG: 0.569 B B B B B B X		2-2 		0-1 			1-1 		1-3 	4 0 0 0 0 1 0			
Wally Joyner, L (1, 3) OBP: 0.356, SLG: 0.321 S C C X		0-3 			0-0 		1-3 		0-0 	4 0 0 0 0 2 0			
Ben Davis, S (1, 2) OBP: 0.297, SLG: 0.374 S C C C C X		1-3 			2-1 			4-1 	0-2 	3 2 1 1 1 1 0			
Ruben Rivera, R (1, 8) OBP: 0.294, SLG: 0.405 C C C C C X			0-1 		1-3 		4-2 			2 1 0 0 1 1 0			
Chris Gomez, R (1, 6) OBP: 0.329, SLG: 0.293 C C C C C X			2-2 		2-3 		0-0 			3 1 1 2 0 1 0			
Buddy Carlyle, L (1, 1) OBP: 0.667, SLG: 0.500 Matt Whiteside, R (4, 1) OBP: 0.397, SLG: 0.432 John Vander Wal, L (6, PH) Carlos Reyes, S (6, 1) Dave Magadan, L (8, PH) OBP: 0.361, SLG: 0.347 Matt Whisenant, R (8, 1)			0-2 			1-3 		3-2 		1 0 0 0 0 0 0 0 0 0 0 0 0 0 1 0 0 0 0 1 0 0 0 0 0 0 0 0 1 0 0 0 0 0 1 0 0 0 0 0 0 0			
Inning Stats	R: 0 H: 0 E: 0 LOB: 0 K: 0 BB: 1 S: 3 P: 9	R: 0 H: 0 E: 0 LOB: 0 K: 2 BB: 0 S: 10 P: 13	R: 0 H: 0 E: 1 LOB: 1 K: 0 BB: 0 S: 11 P: 14	R: 0 H: 0 E: 0 LOB: 0 K: 1 BB: 0 S: 7 P: 9	R: 1 H: 1 E: 0 LOB: 0 K: 2 BB: 0 S: 9 P: 14	R: 0 H: 0 E: 0 LOB: 0 K: 1 BB: 0 S: 8 P: 11	R: 0 H: 0 E: 0 LOB: 0 K: 1 BB: 0 S: 7 P: 10	R: 3 H: 2 E: 0 LOB: 1 K: 1 BB: 2 S: 16 P: 27	R: 0 H: 0 E: 0 LOB: 0 K: 1 BB: 0 S: 8 P: 9	1B: 1 SF: 0 2B: 0 SAC: 0 3B: 1 DP: 1 HR: 1 HBP: 0	WP: 0 PA: 33 PB: 0 SB: 1 CS: 0		
PITCHER	IP WLS BF H R ER SO BB IBB HBP BLK WP HR S P ERA WHIP											PITCHER	IP WLS BF H R ER SO BB IBB HBP BLK WP HR S P ERA WHIP
Alex Fernandez, R (1, 1) ERA: 3.38 Braden Loper, R (8, 1) ERA: 3.66 Antonio Alfonseca, R (8, 1) ERA: 3.24	7.1 W 27 2 4 4 7 3 0 0 0 0 1 63 99 4.91 0.682												

San Diego Padres @ Florida Marlins
 Pro Player Stadium, Miami, FL
 Sat Sep 04 1999, 7:05 PM EDT
 Att. 25,478 - Unknown - 92 F

livebaseballscorecards.com

AB	30
R	4
H	3
RBI	4
BB	3
SO	9
LOB	6



Batter	1	2	3	4	5	6	7	8	9
Luis Castillo, S OBP: 0.381, SLG: 0.366 (1, 4)	4-2 S SF9 BB	4-1 1-2 BB		4-2 2B BB		0-0 G4-3		3-2 G4-6-3 1-2f	
Alex Gonzalez, R OBP: 0.304, SLG: 0.425 (1, 6)	1 SAFE L6 1-2	0-1 G6-3		0-1 P2		1-2 F8			
Bruce Aven, R OBP: 0.370, SLG: 0.466 (1, 7)	4-0 S BB		4-2 G4-3 1B BB	1-1 F9 1-H 2B		0-3 K			
Kevin Millar, R OBP: 0.373, SLG: 0.440 (1, 3)	1-2 SF9 3-H		1-2 G4-3 1B 1B	1-1 F9 2-3			1-3 K		
Preston Wilson, R OBP: 0.347, SLG: 0.505 (1, 8)	3-1 HBP		0-2 G4-3 1-2 2-3	1-1 G5-3			2-3 K		
Danny Bautista, R OBP: 0.302, SLG: 0.422 (1, 9) Antonio Alfonseca, R (8, 1)	2-2 P3		0-2 S 1B 2-H 3-H		0-2 G4-3		1-1 G1-3		
Mike Lowell, R OBP: 0.327, SLG: 0.391 (1, 5)		0-3 K	1 SAFE 1-0 G6-3 1-H 1B		1-1 G5-3		1-0 F8		
Mike Redmond, R OBP: 0.384, SLG: 0.350 (1, 2)		0-1 BB 1B	1-1 G6-3 1-2		0-1 G4-3		4-2 BB BB		
Alex Fernandez, R OBP: 0.233, SLG: 0.465 (1, 1) Braden Looper, R (8, 1) Mark Kotsay, L OBP: 0.296, SLG: 0.390 (8, 9)	1 SAFE P5	1-2 P5	3-2 G6-3			3-1 HR		4-1 G4-6-3 1-2 BB	

Inning Stats	R: 1	H: 0	E: 0	K: 0	S: 15	LOB: 2	BB: 2	P: 31	R: 0	H: 1	E: 0	K: 1	S: 11	LOB: 2	BB: 1	P: 16	R: 3	H: 3	E: 0	K: 0	S: 20	LOB: 1	BB: 1	P: 30	R: 1	H: 1	E: 0	K: 0	S: 10	LOB: 1	BB: 1	P: 17	R: 0	H: 0	E: 0	K: 0	S: 7	LOB: 0	BB: 0	P: 8	R: 1	H: 1	E: 0	K: 1	S: 9	LOB: 0	BB: 0	P: 13	R: 0	H: 0	E: 0	K: 2	S: 8	LOB: 0	BB: 0	P: 12	R: 0	H: 0	E: 0	K: 0	S: 7	LOB: 1	BB: 2	P: 19
--------------	------	------	------	------	-------	--------	-------	-------	------	------	------	------	-------	--------	-------	-------	------	------	------	------	-------	--------	-------	-------	------	------	------	------	-------	--------	-------	-------	------	------	------	------	------	--------	-------	------	------	------	------	------	------	--------	-------	-------	------	------	------	------	------	--------	-------	-------	------	------	------	------	------	--------	-------	-------

AB	R	H	RBI	BB	SO	LOB
2	2	0	0	3	0	2
4	0	0	0	0	0	4
2	1	1	1	2	1	0
3	1	1	1	0	1	1
3	0	0	0	0	1	3
4	1	1	2	0	0	2
0	0	0	0	0	0	0
4	0	1	1	0	1	0
3	0	1	0	1	0	1
3	1	1	1	0	0	2
0	0	0	0	0	0	0
0	0	0	0	1	0	0

1B	2B	3B	HR	SF	SAC	DP	HBP	WP	PA
4	1	0	1	1	0	1	1	0	37
0	0	0	0	0	0	0	0	0	0
0	0	0	0	0	0	0	0	0	0

PITCHER	IP	WLS	BF	H	R	ER	SO	BB	IBB	HBP	BLK	WP	HR	S	P	ERA	WHIP
Buddy Carlyle, R ERA: 5.23 (1, 1)	3.1	L	21	5	5	5	1	5	0	0	0	0	0	52	88	13.50	3.000
Matt Whiteside, R ERA: 25.07 (4, 1)	1.2		5	0	0	0	0	0	0	0	0	0	0	11	14	0.00	0.000
Carlos Reyes, R ERA: 3.12 (6, 1)	2.0		7	1	1	1	3	0	0	0	0	0	1	17	25	4.50	0.500
Matt Whisenant, L ERA: 5.44 (8, 1)	1.0		4	0	0	0	0	2	0	0	0	0	0	7	19	0.00	2.000

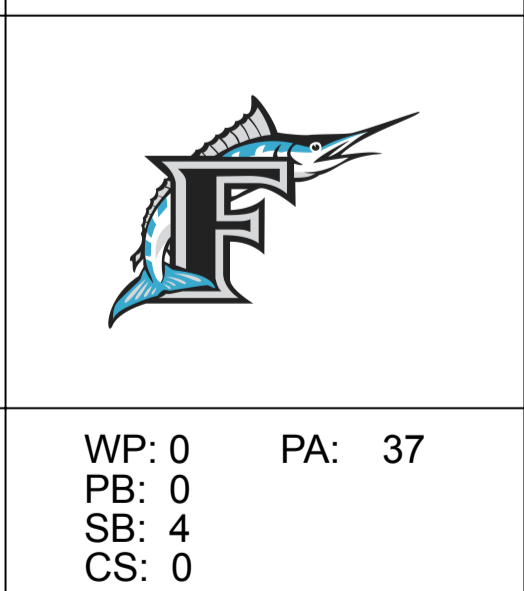
BOTTOM

San Diego Padres @ Florida Marlins
Pro Player Stadium, Miami, FL

Sat Sep 04 1999, 7:05 PM EDT
Att: 25,478 - Unknown - 92 F

livebaseballscorecards.com

AB	28
R	6
H	6
RBI	6
BB	7
SO	4
LOB	15



San Diego Padres @ Florida Marlins
 Pro Player Stadium, Miami, FL

Sun Sep 05 1999, 4:05 PM EDT
 Att. 15,875 - Cloudy - 89 F

livebaseballscorecards.com



WP: 0 PA: 41
 PB: 1
 SB: 1
 CS: 0

Batter	1	2	3	4	5	6	7	8	9	AB R H RBI BB SO LOB	TOP									
Damian Jackson, R (1, 4) OBP: 0.330, SLG: 0.367	F7		K				K		P4	5 0 1 1 0 2 1										
Tony Gwynn, L (1, 9) OBP: 0.370, SLG: 0.455	F7			G3	F7		G4-3		E 1B	5 0 1 0 0 0 2										
Trevor Hoffman, R (9, 1) OBP: 0.500, SLG: 1.000	F7								1B	0 0 0 0 0 0 0										
Reggie Sanders, R (1, 7) OBP: 0.386, SLG: 0.539	F7			G3-1	L9			G5-3	P4	5 0 0 0 0 0 4										
Phil Nevin, R (1, 5) OBP: 0.355, SLG: 0.572		K						P3	E4	4 1 2 1 1 1 0										
Dave Magadan, L (1, 3) OBP: 0.361, SLG: 0.353									1B	5 1 2 1 0 1 3										
Eric Owens, R (1, 8) OBP: 0.335, SLG: 0.408										4 0 2 1 0 0 1										
Ben Davis, S (1, 2) OBP: 0.300, SLG: 0.370										2 1 0 0 2 2 1										
Chris Gomez, R (1, 6) OBP: 0.327, SLG: 0.293										4 1 1 0 0 1 4										
Matt Clement, R (1, 1) OBP: 0.170, SLG: 0.093										3 0 0 0 0 0 1										
Donne Wall, R (7, 1)										0 0 0 0 0 0 0										
Dan Miceli, R (7, 1)										0 0 0 0 0 0 0										
John Vander Wal, L (9, PH) OBP: 0.387, SLG: 0.432										0 0 0 0 0 0 0										
Ruben Rivera, R (9, PH) OBP: 0.296, SLG: 0.405										0 1 0 0 1 0 0										
Inning Stats	R: 0 H: 0 E: 0 K: 0 S: 8	H: 0 LOB: 0 BB: 0 P: 14	R: 0 H: 1 E: 0 K: 2 S: 10	H: 1 LOB: 1 BB: 0 P: 14	R: 0 H: 0 E: 0 K: 1 S: 9	H: 0 LOB: 0 BB: 0 P: 11	R: 1 H: 1 E: 0 K: 0 S: 8	H: 1 LOB: 1 BB: 1 P: 18	R: 2 H: 2 E: 1 K: 1 S: 12	H: 2 LOB: 2 BB: 0 P: 20	R: 0 H: 1 E: 0 K: 1 S: 7	H: 1 LOB: 2 BB: 1 P: 15	R: 0 H: 0 E: 0 K: 1 S: 9	H: 0 LOB: 0 BB: 0 P: 12	R: 1 H: 2 E: 0 K: 1 S: 16	H: 2 LOB: 2 BB: 1 P: 27	R: 1 H: 2 E: 1 K: 1 S: 17	H: 2 LOB: 2 BB: 1 P: 27	1B: 6 SF: 0 2B: 3 SAC: 0 3B: 0 DP: 0 HR: 0 HBP: 0	WP: 0 PA: 41 PB: 1 SB: 1 CS: 0
PITCHER	IP WLS BF H R ER SO BB IBB HBP BLK WP HR S P ERA WHIP																			
Vladimir Nunez, R (1, 1) ERA: 3.33	7.0 L 29 5 3 1 5 1 1 0 0 0 0 0 63 104 1.29 0.857																			
Brian Edmondson, R (8, 1) ERA: 5.76	1.0 6 2 1 1 1 0 1 0 0 0 0 0 16 27 9.00 2.000																			
Jesus Sanchez, L (9, 1) ERA: 6.11	0.1 3 1 1 1 0 1 0 0 0 0 0 0 9 16 27.00 6.000																			
Rafael Medina, R (9, 1) ERA: 6.0	0.2 3 1 0 0 1 0 0 0 0 0 0 0 8 11 0.00 1.500																			

Batter	1	2	3	4	5	6	7	8	9	AB	R	H	RBI	BB	SO	LOB
Luis Castillo, S OBP: 0.383, SLG: 0.367 (1, 4)	2-3 K		2-2 S 1B		4-2 BB		3-2 1-2 3-H 1B			3	1	2	1	1	1	0
Dave Berg, R OBP: 0.370, SLG: 0.394 (1, 6)	2-1 G6-3		2-2 1-H 1B		2-1 SAFE G5-3		3-3 K			4	0	1	1	0	1	3
Bruce Aven, R OBP: 0.372, SLG: 0.465 (1, 7)	1-0 HBP		2-3 K			0-0 G4-3 1B		0-1 G5-3		3	0	1	0	0	1	1
Danny Bautista, R OBP: 0.301, SLG: 0.419 (1, 9)	0-3 K			2-1 1B 1B		0-0 G4-3 1-2f		3-3 K		4	0	1	0	0	2	2
Mark Kotsay, L OBP: 0.298, SLG: 0.388 (1, 3)		2-3 K		3-1 G5-3 1B 1-1		2-2 P7		1-0 F9		4	0	1	0	0	1	0
Rafael Medina, R (9, 1)										0	0	0	0	0	0	0
Ramon Castro, R OBP: 0.370, SLG: 0.478 (1, 2)		2-0 G5-3		0-0 SAFE G5-3 1-2		4-1 FC4-6 BB		1-1 L7		3	0	0	0	1	0	1
Todd Dunwoody, L OBP: 0.264, SLG: 0.313 (1, 8)		0-0 F9		2-2 G4-3		0-0 FC4-6 F8 BB 1B 1-2f		2-1 L8		4	1	0	0	0	0	2
Chris Clapinski, S OBP: 0.357, SLG: 0.340 (1, 5)			2-1 G4-3		3-2 G4-3		4-2 1B BB		0-3 K	3	0	0	0	1	1	0
Vladimir Nunez, R OBP: 0.050, SLG: 0.050 (1, 1)			0-0 F8		0-3 K		1-1 F8			2	0	0	0	0	1	0
Preston Wilson, R OBP: 0.346, SLG: 0.504 (7, PH)										1	0	0	0	0	0	2
Brian Edmondson, R OBP: 0.364, SLG: 0.545 (8, 1)										0	0	0	0	0	0	0
Jesus Sanchez, L OBP: 0.154, SLG: 0.083 (9, 1)										0	0	0	0	0	0	0
Kevin Millar, R OBP: 0.373, SLG: 0.440 (9, 3)										0	0	0	0	0	0	0

Inning Stats	R: 0	H: 0	E: 0	K: 2	S: 9	LOB: 1	BB: 0	P: 14	R: 0	H: 0	E: 0	K: 1	S: 5	LOB: 0	BB: 0	P: 9	R: 1	H: 2	E: 0	K: 1	S: 12	LOB: 1	BB: 0	P: 20	R: 0	H: 2	E: 0	K: 0	S: 10	LOB: 1	BB: 0	P: 17	R: 0	H: 0	E: 0	K: 1	S: 11	LOB: 1	BB: 1	P: 20	R: 0	H: 1	E: 0	K: 0	S: 5	LOB: 0	BB: 0	P: 7	R: 1	H: 1	E: 0	K: 1	S: 12	LOB: 2	BB: 2	P: 27	R: 0	H: 0	E: 0	K: 1	S: 6	LOB: 0	BB: 0	P: 10	R: 0	H: 0	E: 0	K: 1	S: 7	LOB: 0	BB: 0	P: 10	1B: 6	SF: 0	2B: 0	3B: 0	HR: 0	SAC: 0	DP: 1	HBP: 1	WP: 0	PA: 35
--------------	------	------	------	------	------	--------	-------	-------	------	------	------	------	------	--------	-------	------	------	------	------	------	-------	--------	-------	-------	------	------	------	------	-------	--------	-------	-------	------	------	------	------	-------	--------	-------	-------	------	------	------	------	------	--------	-------	------	------	------	------	------	-------	--------	-------	-------	------	------	------	------	------	--------	-------	-------	------	------	------	------	------	--------	-------	-------	-------	-------	-------	-------	-------	--------	-------	--------	-------	--------

PITCHER	IP	WLS	BF	H	R	ER	SO	BB	IBB	HBP	BLK	WP	HR	S	P	ERA	WHIP
Matt Clement, R ERA: 4.89 (1, 1)	6.1	W	26	5	2	2	5	3	0	0	0	0	0	56	99	2.84	1.263
Donne Wall, R ERA: 3.1 (7, 1)	0.1	H	2	1	0	0	0	0	0	0	0	0	0	5	9	0.00	3.000
Dan Miceli, R ERA: 4.35 (7, 1)	1.1	H	4	0	0	0	2	0	0	0	0	0	0	9	16	0.00	0.000
Trevor Hoffman, R ERA: 2.26 (9, 1)	1.0	S	3	0	0	0	1	0	0	0	0	0	0	7	10	0.00	0.000

BOTTOM

San Diego Padres @ Florida Marlins
 Pro Player Stadium, Miami, FL
 Sun Sep 05 1999, 4:05 PM EDT
 Att: 15,875 - Cloudy - 89 F

livebaseballscores.com

AB	31
R	2
H	6
RBI	2
BB	3
SO	8
LOB	11



Batter	1	2	3	4	5	6	7	8	9	AB R H RBI BB SO LOB	TOP	
Quilvio Veras, S (1, 4) <small>OBP: 0.370, SLG: 0.362</small>	0-0 G4-3 2B		4-2 G4-3 BB 1B		3-2 HR BB 1B		4-1 FC4-6 BB 2-3			2 1 2 0 2 0 0		
Eric Owens, R (1, 7) <small>OBP: 0.334, SLG: 0.405</small>	0-2 G6-3		1-0 G4-3 1-2		4-0 HR BB 1-2		2-2 FC4-6 1-2f 3-H			3 1 0 1 1 0 3		
Tony Gwynn, L (1, 9) <small>OBP: 0.371, SLG: 0.468</small>	2-2 G4-3 2-3		1-0 2B		0-0 HR 1-H 2-H		0-1 F8			4 1 2 3 0 0 2		
Phil Nevin, R (1, 5) <small>OBP: 0.351, SLG: 0.564</small>	1-1 G4-3		1-2 F8		1-1 L5		3-2 F8			4 0 0 0 0 0 2		
Wally Joyner, L (1, 3) <small>OBP: 0.355, SLG: 0.320</small>		1-1 F8 1B 1B		3-3 K		2-1 G6-3		1-3 K		4 0 1 0 0 2 0		
Ben Davis, S (1, 2) <small>OBP: 0.300, SLG: 0.368</small>		1-2 G1-3 1B 1-2		2-3 K		0-0 G4-3		1-3 K		4 0 1 0 0 2 0		
Ruben Rivera, R (1, 8) <small>OBP: 0.293, SLG: 0.401</small>		0-0 F8 2-3		2-2 K		0-0 P9		2-3 K		4 0 0 0 0 2 2		
Damian Jackson, R (1, 6) <small>OBP: 0.329, SLG: 0.364</small>		0-0 G1-3 1-2		2-0 P3		4-0 SH2-4 FC4-6 BB		2-2 G6-3		3 1 0 0 1 0 2		
Andy Ashby, R (1, 1) <small>OBP: 0.190, SLG: 0.182</small> Matt Whisenant, R (8, 1) Wiki Gonzalez, R (9, PH) <small>OBP: 0.297, SLG: 0.314</small> Trevor Hoffman, R (9, 1) <small>OBP: 0.500, SLG: 1.000</small>		0-3 K		0-1 G4-3		0-1 SH2-4		0-0 G5-3		2 0 0 0 0 1 2 0 0 0 0 0 0 0 1 0 0 0 0 0 0 0 0 0 0 0 0 0		
Inning Stats	R: 0 H: 1 E: 0 LOB: 1 K: 0 BB: 0 S: 9 P: 12	R: 0 H: 2 E: 0 LOB: 2 K: 1 BB: 0 S: 10 P: 12	R: 0 H: 1 E: 0 LOB: 1 K: 0 BB: 1 S: 8 P: 15	R: 0 H: 0 E: 0 LOB: 0 K: 3 BB: 0 S: 10 P: 17	R: 3 H: 2 E: 0 LOB: 0 K: 0 BB: 1 S: 9 P: 19	R: 0 H: 0 E: 0 LOB: 0 K: 0 BB: 0 S: 4 P: 6	R: 1 H: 0 E: 0 LOB: 1 K: 0 BB: 2 S: 9 P: 19	R: 0 H: 0 E: 0 LOB: 0 K: 2 BB: 0 S: 10 P: 15	R: 0 H: 0 E: 0 LOB: 0 K: 1 BB: 0 S: 10 P: 14	1B: 3 SF: 0 2B: 2 SAC: 1 3B: 0 DP: 0 HR: 1 HBP: 0	WP: 0 PA: 36 PB: 0 SB: 1 CS: 0	
PITCHER Todd Ritchie, R (1, 1) <small>ERA: 3.66</small> Jimmy Anderson, L (6, 1) <small>ERA: 3.33</small> Pete Schourek, L (8, 1) <small>ERA: 5.44</small>	IP WLS BF H R ER SO BB IBB HBP BLK WP HR S P ERA WHIP											PITCHER IP WLS BF H R ER SO BB IBB HBP BLK WP HR S P ERA WHIP

San Diego Padres @ Pittsburgh Pirates
 Three Rivers Stadium, Pittsburgh, PA
 Mon Sep 06 1999, 1:35 PM EDT
 Att. 16,663 - Sunny - 84 F

livebaseballscorecards.com

AB	31
R	4
H	6
RBI	4
BB	4
SO	7
LOB	13



Batter	1	2	3	4	5	6	7	8	9	AB	R	H	RBI	BB	SO	LOB
Al Martin, L (1, 7) OBP: 0.342, SLG: 0.533	0-1 P6		1-1 HR		4-2 BB			2-3 K		3	1	1	1	1	1	1
Abraham Nunez, S (1, 6) OBP: 0.303, SLG: 0.245 Mike Benjamin, R (8, PH) OBP: 0.279, SLG: 0.336	2-2 G4-3		0-1 1B		1-0 G4-3			2-2 1B G6-3		3	0	1	0	0	0	1
Brian Giles, L (1, 8) OBP: 0.411, SLG: 0.599	4-0 2B BB		0-0 F8					1-0 1B G6-3		2	1	0	0	2	0	3
Kevin Young, R (1, 3) OBP: 0.386, SLG: 0.523	1-2 2B		1-3 K					0-0 FC5-4 CS		4	1	2	1	0	1	2
Ed Sprague, R (1, 5) OBP: 0.354, SLG: 0.475	0-0 G5-3				2-2 1B G6-4-3			1-2 1B G5-3		4	0	1	0	0	0	3
Warren Morris, L (1, 4) OBP: 0.378, SLG: 0.455		2-2 F8		1-1 F8				1-0 G4-3		4	0	1	0	0	0	1
Brant Brown, L (1, 9) OBP: 0.298, SLG: 0.458 Pete Schourek, L (8, 1) Dale Sveum, S (9, PH) OBP: 0.237, SLG: 0.415		1-2 G1-3		1-1 G6-4-3				3-2 G4-3		3	0	0	0	0	0	1
Joe Oliver, R (1, 2) OBP: 0.284, SLG: 0.311		1-0 P4		1-0 F8				0-3 K		4	0	0	0	0	2	1
Todd Ritchie, R (1, 1) OBP: 0.174, SLG: 0.178 John Wehner, R (5, PH) OBP: 0.233, SLG: 0.281 Jimmy Anderson, L (6, 1) OBP: 0.333, SLG: 0.444 Adrian Brown, S (8, 9) OBP: 0.365, SLG: 0.365			2-1 F8		0-0 G6-3			2-2 1B		1	0	0	0	0	0	0
										1	0	0	0	0	0	0
										0	0	0	0	0	0	0
										1	0	1	0	0	0	0

Inning Stats	R: 1	H: 1	E: 0	K: 0	S: 10	R: 0	H: 0	E: 0	K: 0	S: 7	R: 1	H: 2	E: 0	K: 1	S: 13	R: 0	H: 1	E: 0	K: 0	S: 7	R: 0	H: 0	E: 0	K: 0	S: 5	R: 0	H: 0	E: 0	K: 1	S: 13	R: 0	H: 2	E: 0	K: 1	S: 16	R: 1	H: 2	E: 0	K: 1	S: 15	1B: 6	SF: 1	2B: 1	SAC: 0	3B: 0	DP: 2	HR: 1	HBP: 0	WP: 0	PA: 35
--------------	------	------	------	------	-------	------	------	------	------	------	------	------	------	------	-------	------	------	------	------	------	------	------	------	------	------	------	------	------	------	-------	------	------	------	------	-------	------	------	------	------	-------	-------	-------	-------	--------	-------	-------	-------	--------	-------	--------

PITCHER	IP	WLS	BF	H	R	ER	SO	BB	IBB	HBP	BLK	WP	HR	S	P	ERA	WHIP
Andy Ashby, R (1, 1) ERA: 3.55	7.0	W	27	5	2	2	2	3	0	0	0	0	1	68	103	2.57	1.143
Matt Whisenant, L (8, 1) ERA: 5.32	1.0	H	3	1	0	0	1	0	0	0	0	0	0	10	15	0.00	1.000
Trevor Hoffman, R (9, 1) ERA: 2.37	1.0	S	5	2	1	1	1	0	0	0	0	0	0	15	23	9.00	2.000

BOTTOM

San Diego Padres @ Pittsburgh Pirates
 Three Rivers Stadium, Pittsburgh, PA
 Mon Sep 06 1999, 1:35 PM EDT
 Att. 16,663 - Sunny - 84 F

livebaseballscorecards.com

AB	31
R	3
H	8
RBI	3
BB	3
SO	4
LOB	13



Batter	1	2	3	4	5	6	7	8	9	AB R H RBI BB SO LOB	TOP	
Quilvio Veras, S (1, 4) OBP: 0.369, SLG: 0.368 C F B B B X	3-2 HR		0-1 G6-3 G6-3		3-1 SAFE G6-3 G6-3 1-2f 2-3		0-1 L3 L3			4 1 1 1 0 0 2		
Tony Gwynn, L (1, 9) OBP: 0.370, SLG: 0.468 F B C F X	1-2 F9 F9		3-2 G3 G3		2-1 G6-3 G6-3			1-0 2B 2B		4 0 1 0 0 0 1		
Reggie Sanders, R (1, 7) OBP: 0.387, SLG: 0.536 B X	1-0 G5-3 G5-3			4-2 G4-3 BB G4-3 BB		4-2 S BB S BB		1-2 G6-3 G6-3		2 0 0 0 2 0 1		
Phil Nevin, R (1, 5) OBP: 0.350, SLG: 0.559 C C B S	1-3 K K			4-0 1 SAFE 1 SAFE 1 SAFE G4-3 BB G4-3 BB		2-2 G1-3 G1-3		2-0 F8 F8		3 0 0 0 1 1 2		
John Vander Wal, L (1, 3) OBP: 0.363, SLG: 0.426 Wiki Gonzalez, R (8, PH) OBP: 0.289, SLG: 0.306 Wally Joyner, L (8, 3) OBP: 0.355, SLG: 0.320 B C C C		1-3 K K		1-1 G4-3 G4-3 1-2 2-3		1-0 F7 F7		2-0 G5-3 G5-3		3 0 0 0 0 1 3 1 0 0 0 0 0 1 0 0 0 0 0 0 0		
Ben Davis, S (1, 2) OBP: 0.303, SLG: 0.365 B B B B		4-0 BB		1-3 K K		4-1 FC5-4 BB FC5-4 BB		1-3 K K		2 0 0 0 2 2 2		
Ruben Rivera, R (1, 8) OBP: 0.293, SLG: 0.399 B F T F X		2-2 F9 F9		1-1 L4 L4		2-2 FC5-4 FC5-4		2-2 DI 1B DI 1B		4 0 1 0 0 0 5		
Damian Jackson, R (1, 6) OBP: 0.329, SLG: 0.362 Dave Magadan, L (9, PH) OBP: 0.360, SLG: 0.351 B T F S		0-3 K K		4-1 G6-3 1B BB G6-3 1B BB		0-0 F7 F7		0-0 L7 L7		2 0 0 0 1 1 1 1 0 0 0 0 0 1		
Sterling Hitchcock, L (1, 1) OBP: 0.127, SLG: 0.077 Eric Owens, R (9, PH) OBP: 0.333, SLG: 0.404 S F C			0-3 K K		0-0 G6-3 1B G6-3 1B		3-3 K K		3-2 G6-3 G6-3		3 0 1 0 0 2 0 1 0 0 0 0 0 1	
Inning Stats	R: 1 H: 1 E: 0 LOB: 0 K: 1 BB: 0 S: 11 P: 17	R: 0 H: 0 E: 0 LOB: 1 K: 2 BB: 1 S: 9 P: 16	R: 0 H: 0 E: 0 LOB: 0 K: 1 BB: 0 S: 9 P: 12	R: 0 H: 0 E: 0 LOB: 2 K: 1 BB: 2 S: 9 P: 20	R: 0 H: 1 E: 0 LOB: 1 K: 0 BB: 1 S: 6 P: 15	R: 0 H: 0 E: 0 LOB: 2 K: 0 BB: 2 S: 15 P: 28	R: 0 H: 0 E: 0 LOB: 0 K: 1 BB: 0 S: 6 P: 9	R: 0 H: 1 E: 0 LOB: 1 K: 0 BB: 0 S: 6 P: 12	R: 0 H: 1 E: 0 LOB: 1 K: 1 BB: 0 S: 10 P: 16	1B: 2 SF: 0 2B: 1 SAC: 0 3B: 0 DP: 1 HR: 1 HBP: 0	WP: 0 PA: 36 PB: 0 SB: 1 CS: 0	
PITCHER Jason Schmidt, R (1, 1) ERA: 4.24 Scott Sauerbeck, L (8, 1) ERA: 2.1 Jose Silva, R (9, 1) ERA: 5.89	IP WLS BF H R ER SO BB IBB HBP BLK WP HR S P ERA WHIP 7.2 W 31 3 1 1 6 6 0 0 0 0 1 70 126 1.17 1.174 0.1 H 1 0 0 0 0 0 0 0 0 0 0 0 1 3 0.00 0.000 1.0 S 4 1 0 0 1 0 0 0 0 0 0 0 10 16 0.00 1.000				PITCHER IP WLS BF H R ER SO BB IBB HBP BLK WP HR S P ERA WHIP							

San Diego Padres @ Pittsburgh Pirates
 Three Rivers Stadium, Pittsburgh, PA
 Tue Sep 07 1999, 7:05 PM EDT
 Att: 11,058 - Overcast - 84 F

AB	30
R	1
H	4
RBI	1
BB	6
SO	7
LOB	20



Batter	1	2	3	4	5	6	7	8	9	AB	R	H	RBI	BB	SO	LOB
--------	---	---	---	---	---	---	---	---	---	----	---	---	-----	----	----	-----

Adrian Brown, S OBP: 0.367, SLG: 0.364 (1, 9)	4-2 1B BB		3-1 G5-3			2-1 SH1-4 HR 1B	2-2 L4			3	1	1	0	1	0	2
Mike Benjamin, R OBP: 0.277, SLG: 0.333 (1, 6)	1-3 K		0-0 F8			0-0 SH1-4 1-2		2-3 K		3	0	0	0	0	2	1
Brian Giles, L OBP: 0.413, SLG: 0.607 (1, 8)	2-2 G6-4-3 1B			1-1 1B G4-3 1B		0-0 HR 2-H		0-0 G4-3		4	2	3	2	0	0	0
Kevin Young, R OBP: 0.387, SLG: 0.525 (1, 3)	0-1 G6-4-3 1-2f			2-2 G4-3 L5 1B		3-3 K		1-0 2B		4	0	2	0	0	1	2
Ed Sprague, R OBP: 0.353, SLG: 0.472 (1, 5)		0-2 L9		0-1 G4-3		2-3 K		4-0 IBB		3	0	0	1	1	1	1
Warren Morris, L OBP: 0.377, SLG: 0.452 (1, 4)		4-2 BB		2-3 L5 3-H		1-1 F9		0-0 G3		3	0	0	0	1	0	3
Chad Hermansen, R Al Martin, L OBP: 0.342, SLG: 0.533 (1, 7) (9, 7)		0-1 L7		0-0 L4		2-2 G6-3				3	0	0	0	0	0	1
Joe Oliver, R OBP: 0.286, SLG: 0.321 (1, 2)		2-1 G6-3		3-3 K		1-0 2B				0	0	0	0	0	0	0
Jason Schmidt, R OBP: 0.143, SLG: 0.077 Scott Sauerbeck, R (8, 1) Jose Silva, R (9, 1)		1-3 K2-3		1-3 K		4-1 BB				2	0	0	0	1	2	0

Inning Stats	R: 0 E: 0 K: 1 S: 11	H: 1 LOB: 1 BB: 1 P: 18	R: 0 E: 0 K: 0 S: 9	H: 0 LOB: 1 BB: 1 P: 15	R: 0 E: 0 K: 1 S: 6	H: 0 LOB: 0 BB: 0 P: 10	R: 1 E: 0 K: 0 S: 12	H: 2 LOB: 0 BB: 0 P: 18	R: 0 E: 0 K: 2 S: 8	H: 0 LOB: 0 BB: 0 P: 12	R: 2 E: 0 K: 2 S: 10	H: 2 LOB: 0 BB: 0 P: 17	R: 0 E: 0 K: 0 S: 11	H: 1 LOB: 2 BB: 1 P: 21	R: 0 E: 0 K: 1 S: 6	H: 1 LOB: 2 BB: 1 P: 13
--------------	-------------------------------	----------------------------------	------------------------------	----------------------------------	------------------------------	----------------------------------	-------------------------------	----------------------------------	------------------------------	----------------------------------	-------------------------------	----------------------------------	-------------------------------	----------------------------------	------------------------------	----------------------------------

PITCHER	IP	WLS	BF	H	R	ER	SO	BB	IBB	HBP	BLK	WP	HR	S	P	ERA	WHIP
Sterling Hitchcock, L ERA: 4.19 (1, 1)	8.0	L	33	7	3	3	7	3	1	0	0	0	1	73	124	3.38	1.250

BOTTOM

AB	R	H	RBI	BB	SO	LOB
3	1	1	0	1	0	2
3	0	0	0	0	2	1
4	2	3	2	0	0	0
4	0	2	0	0	1	2
3	0	0	1	1	1	1
3	0	0	0	1	0	3
3	0	0	0	0	0	1
0	0	0	0	0	0	0
3	0	1	0	0	1	1
2	0	0	0	1	2	0
0	0	0	0	0	0	0
0	0	0	0	0	0	0

livebaseballscorecards.com

AB	28
R	3
H	7
RBI	3
BB	4
SO	7
LOB	11

WP	PA	ERA	WHIP
0	33	0	0
0	0	0	0



San Diego Padres @ Pittsburgh Pirates
Three Rivers Stadium, Pittsburgh, PA

Tue Sep 07 1999, 7:05 PM EDT
Att: 11,058 - Overcast - 84 F

Batter	1	2	3	4	5	6	7	8	9	10	AB R H RBI BB SO LOB	TOP
Quilvio Veras, S (1, 4) <small>OBP: 0.367, SLG: 0.366</small>	G6-3		G1-6-3 1B			P6		K	G4-6-3		5 0 1 0 0 1 2	San Diego Padres @ Pittsburgh Pirates Three Rivers Stadium, Pittsburgh, PA Wed Sep 08 1999, 1:35 PM EDT Att. 10,133 - Overcast - 82 F
Tony Gwynn, L (1, 9) <small>OBP: 0.371, SLG: 0.472</small> Matt Whisenant, R (8, 1) Dan Miceli, R (8, 1) John Vander Wal, L (9, 3) <small>OBP: 0.362, SLG: 0.424</small>	FC5-4 1B		G1-6-3			HR 2B		G6-3		G1-3	4 1 2 0 0 0 1 0 0 0 0 0 0 0 0 0 0 0 0 0 0 1 0 0 0 0 0 0	
Reggie Sanders, R (1, 7) <small>OBP: 0.389, SLG: 0.543</small>	FC5-4		CS 1B			HR		E5 1B 2B		E 1B BB	4 3 2 2 1 0 1	
Phil Nevin, R (1, 5) <small>OBP: 0.351, SLG: 0.554</small>	SAFE SAFE SAFE BB		CS	L5		K		2B 1B		K	4 1 1 0 1 2 1	
Wally Joyner, L (1, 3) <small>OBP: 0.355, SLG: 0.320</small> Eric Owens, R (8, PH) <small>OBP: 0.334, SLG: 0.407</small>	F8		G3	G3		1B		2B 1B		E4 1B	3 0 1 0 0 0 2 2 1 1 2 0 0 1	
Wiki Gonzalez, R (1, 2) <small>OBP: 0.279, SLG: 0.293</small>			G3	G5-3		L7		G6-3		1B	5 1 1 2 0 0 2	
Ruben Rivera, R (1, 8) <small>OBP: 0.294, SLG: 0.397</small>			K			G6-3		G5-3		SH1-4 BB S 1B	4 0 1 1 1 1 0	
Chris Gomez, R (1, 6) <small>OBP: 0.330, SLG: 0.293</small>			1B			G6-3		L6		SH1-4 1-2 IBB	3 0 1 0 1 0 0	
Woody Williams, R (1, 1) <small>OBP: 0.188, SLG: 0.213</small> Dave Magadan, L (8, 3) <small>OBP: 0.362, SLG: 0.351</small> Trevor Hoffman, R (9, 1) <small>OBP: 0.333, SLG: 0.667</small>	G6-3		G6-3			L7		F7		G4-6-3 BB F9	3 0 0 0 0 0 1 0 0 0 0 1 0 0 1 0 0 0 0 0 2	
Inning Stats	R: 0 H: 1 E: 0 LOB: 2 K: 0 BB: 1 S: 13 P: 22	R: 0 H: 1 E: 0 LOB: 1 K: 1 BB: 0 S: 8 P: 10	R: 0 H: 2 E: 0 LOB: 0 K: 0 BB: 0 S: 5 P: 7	R: 0 H: 0 E: 0 LOB: 0 K: 0 BB: 0 S: 7 P: 8	R: 0 H: 0 E: 0 LOB: 0 K: 0 BB: 0 S: 7 P: 10	R: 2 H: 3 E: 0 LOB: 1 K: 1 BB: 0 S: 14 P: 25	R: 0 H: 0 E: 0 LOB: 0 K: 0 BB: 0 S: 6 P: 9	R: 2 H: 2 E: 1 LOB: 1 K: 1 BB: 0 S: 11 P: 15	R: 0 H: 0 E: 0 LOB: 1 K: 0 BB: 2 S: 8 P: 19	R: 3 H: 2 E: 1 LOB: 2 K: 1 BB: 2 S: 8 P: 16	1B: 8 SF: 0 2B: 2 SAC: 1 3B: 0 DP: 2 HR: 1 HBP: 0	
PITCHER 67 Francisco Cordova, R (1, 1) <small>ERA: 4.64</small> Scott Sauerbeck, L (8, 1) <small>ERA: 2.08</small> Brad Clontz, R (8, 1) <small>ERA: 2.49</small> Jeff Wallace, L (9, 1) <small>ERA: 4.11</small> Jose Silva, R (9, 1) <small>ERA: 5.85</small>	IP WLS BF H R ER SO BB IBB HBP BLK WP HR S P ERA WHIP 7.0 1 27 7 2 2 2 1 0 0 0 0 0 1 60 91 2.57 1.143	IP WLS BF H R ER SO BB IBB HBP BLK WP HR S P ERA WHIP 0.2 B 5 2 2 0 1 0 0 0 0 0 0 0 9 12 0.00 3.000	IP WLS BF H R ER SO BB IBB HBP BLK WP HR S P ERA WHIP 0.2 3 0 0 0 0 1 0 0 0 0 0 0 7 12 0.00 1.500	IP WLS BF H R ER SO BB IBB HBP BLK WP HR S P ERA WHIP 0.0 1 0 0 0 0 1 0 0 0 0 0 0 4 4 ∞ ∞	IP WLS BF H R ER SO BB IBB HBP BLK WP HR S P ERA WHIP 0.2 1 0 0 0 0 0 0 0 0 0 0 0 3 6 0.00 0.000	PITCHER Marc Wilkins, R (10, 1) <small>ERA: 4.3</small>	IP WLS BF H R ER SO BB IBB HBP BLK WP HR S P ERA WHIP 1.0 L 8 2 3 0 1 1 1 0 0 0 0 0 16 0.00 3.000					

AB	39
R	7
H	11
RBI	7
BB	5
SO	4
LOB	13



BOTTOM

San Diego Padres @ Pittsburgh Pirates
Three Rivers Stadium, Pittsburgh, PA

Wed Sep 08 1999, 1:35 PM EDT
Att. 10,133 - Overcast - 82 F

livebaseballscorecards.com

AB 38
R 4
H 10
RBI 4
BB 2
SO 9
LOB 12



WP: 1 PA: 42
PB: 0
SB: 0
CS: 1

AB R H RBI BB SO LOB

5 1 1 0 0 1 2

4 2 2 0 0 0 0

4 1 4 2 1 0 0

5 0 1 2 0 1 4

4 0 0 0 1 1 3

4 0 0 0 0 3 0

4 0 1 0 0 1 0

0 0 0 0 0 0 0

0 0 0 0 0 0 0

2 0 0 0 0 0 0

1 0 0 0 0 0 0

0 0 0 0 0 0 0

0 0 0 0 0 0 0

1 0 0 0 0 0 0

0 0 1 0 0 0 0

0 0 0 0 0 0 0

1B: 5 SF: 0
2B: 5 SAC: 1
3B: 0 DP: 0
HR: 0 HBP: 0

Batter	1	2	3	4	5	6	7	8	9	10
Al Martin, L OBP: 0.340, SLG: 0.532 (1, 7)	3-1 SH3 2B		0-0 P2		1-1 F7			1-3 K	1-1 P4	
Mike Benjamin, R OBP: 0.279, SLG: 0.341 (1, 6)	0-0 SH3 2-3		0-2 G4-3			1-0 WP 1B 2B		0-2 1B 2B		0-0 F9
Brian Giles, L OBP: 0.418, SLG: 0.614 (1, 8)	1-1 2B		2-1 2B			4-1 WP 1B BB		1-1 2-H 1B		0-0 DI 1B
Kevin Young, R OBP: 0.386, SLG: 0.522 (1, 3)	1-3 K		3-2 L7			1-2 CS 1B 1-H 2-H		0-1 F9		0-0 F8 1-2
Ed Sprague, R OBP: 0.352, SLG: 0.468 (1, 5)	4-0 BB			2-2 F8		2-3 K		2-1 L4		0-0 F7
Warren Morris, L OBP: 0.375, SLG: 0.448 (1, 4)	2-0 G3-1			1-1 G3		2-3 K			0-3 K	
Chad Hermansen, R (1, 9)		2-3 K		2-3 K		1-1 CS 1-2	3-1 L4		2-3 K	
Keith Osik, R OBP: 0.268, SLG: 0.260 (1, 2)		0-1 F8			1-3 K		1-0 F7		0-0 1B	
Abraham Nunez, S OBP: 0.303, SLG: 0.245 (9, PR)									1-1 1B	
Joe Oliver, R OBP: 0.286, SLG: 0.321 (10, 2)									1-2 1B	
67 Francisco Cordova, R OBP: 0.233, SLG: 0.195 (7, PH)		0-1 G5-3			0-0 P3		0-1 P6		1-1 1B	
Brant Brown, L OBP: 0.248, SLG: 0.466 (8, 1)										
Scott Sauerbeck, R (8, 1)										
Brad Clontz, R (8, 1)										
Jeff Wallace, L (9, 1)										
Jose Silva, R OBP: 0.100, SLG: 0.100 (9, 1)										
Dale Sveum, S OBP: 0.250, SLG: 0.426 (9, PH)										
Marc Wilkins, R (10, 1)										

Inning Stats	R: 1	H: 2	E: 0	K: 1	S: 10	R: 0	H: 0	E: 0	K: 0	S: 9	R: 0	H: 1	E: 0	K: 0	S: 9	R: 0	H: 0	E: 0	K: 1	S: 6	R: 2	H: 2	E: 0	K: 2	S: 17	R: 0	H: 0	E: 0	K: 0	S: 5	R: 1	H: 2	E: 0	K: 1	S: 12	R: 0	H: 2	E: 0	K: 2	S: 11	R: 0	H: 1	E: 0	K: 0	S: 4
--------------	------	------	------	------	-------	------	------	------	------	------	------	------	------	------	------	------	------	------	------	------	------	------	------	------	-------	------	------	------	------	------	------	------	------	------	-------	------	------	------	------	-------	------	------	------	------	------

PITCHER	IP	WLS	BF	H	R	ER	SO	BB	IBB	HBP	BLK	WP	HR	S	P	ERA	WHIP
Woody Williams, R ERA: 4.81 (1, 1)	7.0		27	5	3	3	6	2	0	0	0	1	0	63	103	3.86	1.000
Matt Whisenant, L ERA: 5.48 (8, 1)	0.1	B	3	2	1	1	1	0	0	0	0	0	0	8	10	27.00	6.000
Dan Miceli, R ERA: 4.26 (8, 1)	1.1		6	2	0	0	2	0	0	0	0	0	0	13	18	0.00	1.500
Trevor Hoffman, R ERA: 2.32 (9, 1)	1.1	W	5	1	0	0	0	0	0	0	0	0	0	6	7	0.00	0.750

PITCHER	IP	WLS	BF	H	R	ER	SO	BB	IBB	HBP	BLK	WP	HR	S	P	ERA	WHIP
---------	----	-----	----	---	---	----	----	----	-----	-----	-----	----	----	---	---	-----	------

Batter	1	2	3	4	5	6	7	8	9	AB R H RBI BB SO LOB	TOP		
Rondell White, R (1, 8) OBP: 0.359, SLG: 0.510 Manny Martinez, R (8, 8) OBP: 0.284, SLG: 0.342	2-1 F9		0-2 G3-2 1B		1-2 F8			1-1 G5-3		4 0 1 0 0 0 0 0 0 0 0 0 0 0	Montreal Expos @ San Diego Padres Qualcomm Stadium, San Diego, CA Thu Sep 09 1999, 5:05 PM EDT Att. 16,676 - Cloudy - 77 F		
Peter Bergeron, L (1, 7) OBP: 0.583, SLG: 0.556	1-2 F8		1-2 G3-2		2-1 WP G4-3 2B		4-2 G3-1 BB		3 1 1 0 1 0 2				
Jose Vidro, S (1, 4) OBP: 0.361, SLG: 0.507	2-2 G4-3			1-2 F8		0-0 P5	0-0 G3-1	1-2	4 0 0 0 0 0 2				
Vladimir Guerrero, R (1, 9) OBP: 0.366, SLG: 0.585 James Mouton, R (8, 9) OBP: 0.356, SLG: 0.368		0-1 HR		0-1 G5-3		1-0 G4-3	0-2 P3		4 1 1 2 0 0 1 0 0 0 0 0 0 0				
Brad Fullmer, L (1, 3) OBP: 0.342, SLG: 0.510		1-0 G5-4-3 1B		4-0 FC5 1B BB		3-0 HR	2-1 G3-1		3 1 2 1 1 0 0				
Michael Barrett, R (1, 5) OBP: 0.343, SLG: 0.433 Ted Lilly, L (6, 1) Scott Strickland, R (8, 1) Fernando Seguinol, S (9, PH) OBP: 0.284, SLG: 0.354		1-1 G5-4-3		1-0 1B		1-3 K	1-3 K		3 0 1 0 0 1 1 0 0 0 0 0 0 0 0 0 0 0 0 0 0 1 0 0 0 0 1 0				
Chris Widger, R (1, 2) OBP: 0.335, SLG: 0.468		1-3 K		0-0 FC5		0-2 L9	4-0 E BB		3 0 0 0 1 1 2				
Geoff Blum, S (1, 6) OBP: 0.357, SLG: 0.543			4-2 1B SH3-4 G3-2 BB		3-1 G3	0-2 P6	2-1 E3	1-3	3 0 0 0 1 0 1				
Javier Vazquez, R (1, 1) OBP: 0.333, SLG: 0.303 Miguel Batista, R (6, 1) Trace Coquillette, R (6, 5)			0-1 SH3-4		2-1 F9	1-3 K	3-3 K		1 0 0 0 0 0 0 0 0 0 0 0 0 0 2 0 0 0 0 2 2				
Inning Stats	R: 0 H: 0 E: 0 LOB: 0 K: 0 BB: 0 S: 9 P: 14	R: 1 H: 2 E: 0 LOB: 0 K: 1 BB: 0 S: 9 P: 12	R: 0 H: 1 E: 0 LOB: 1 K: 0 BB: 1 S: 10 P: 15	R: 0 H: 1 E: 0 LOB: 2 K: 0 BB: 1 S: 7 P: 13	R: 0 H: 0 E: 0 LOB: 0 K: 0 BB: 0 S: 8 P: 14	R: 2 H: 2 E: 0 LOB: 0 K: 1 BB: 0 S: 8 P: 15	R: 0 H: 0 E: 0 LOB: 0 K: 1 BB: 0 S: 9 P: 10	R: 0 H: 0 E: 0 LOB: 1 K: 0 BB: 1 S: 9 P: 14	R: 0 H: 0 E: 1 LOB: 2 K: 2 BB: 1 S: 13 P: 25	1B: 3 SF: 0 2B: 2 SAC: 1 3B: 0 DP: 2 HR: 2 HBP: 0		WP: 1 PA: 36 PB: 0 SB: 0 CS: 0	
PITCHER	IP WLS BF H R ER SO BB IBB HBP BLK WP HR S P ERA WHIP											PITCHER	IP WLS BF H R ER SO BB IBB HBP BLK WP HR S P ERA WHIP
Buddy Carlyle, R (1, 1) ERA: 4.96	6.0 W 24 6 3 3 2 2 0 0 0 1 2 51 83 4.50 1.333												
Donne Wall, R (7, 1) ERA: 3.0	2.0 H 7 0 0 0 1 1 0 0 0 0 0 18 24 0.00 0.500												
Domingo Guzman, R (9, 1) ERA:	1.0 5 0 0 0 2 1 0 0 0 0 0 13 25 0.00 1.000												

livebaseballscorecards.com

AB	31
R	3
H	6
RBI	3
BB	4
SO	5
LOB	11



Batter	1	2	3	4	5	6	7	8	9
Quilvio Veras, S (1, 4) OBP: 0.366, SLG: 0.364 David Newhan, L (9, 4) OBP: 0.115, SLG: 0.154	0-0 1B 1B	1-3 K		0-1 G4-3		1-2 FC6 BB 1B 1-2f 3-H	2-2 P2		
Tony Gwynn, L (1, 9) OBP: 0.374, SLG: 0.474 Mike Darr, L (7, PR) OBP: 0.294, SLG: 0.323 (8, 9)	1-1 1B 1-2		1-1 F8		1-0 F7	1-0 1B BB 1-2 1B	3-1 1B 2-H		
Reggie Sanders, R (1, 7) OBP: 0.387, SLG: 0.538 Gary Matthews, S (9, 7) OBP: 0.500, SLG: 0.214	0-0 P5		1-2 L7		1-3 K	4-1 1B 1B 1-2 2-3 BB	0-3 K		
Phil Nevin, R (1, 5) OBP: 0.357, SLG: 0.557	1-3 K		0-2 BB 1B 1B		0-0 1B	3-2 1B 1-2 2-3 3-H	4-2 HR BB		
Wally Joyner, L (1, 3) OBP: 0.355, SLG: 0.320 Eric Owens, R (6, PH) OBP: 0.336, SLG: 0.409 Donne Wall, R (7, 1)	0-0 G3-1		0-2 BB 1B		1-1 G6-3	2-1 1B 1-2 2-3 3-H	2-2 1-H HR		
Wiki Gonzalez, R (8, PH) OBP: 0.295, SLG: 0.381 Domingo Guzman, R (9, 1)			1-2 1B						
Ruben Rivera, R (1, 8) OBP: 0.298, SLG: 0.395		4-0 2B BB	4-1 1-2 2-3 BB			1-2 2-3 3-H	1-3 K		
Ben Davis, S (1, 2) OBP: 0.301, SLG: 0.366		2-1 1B 2B	3-2 P1			2-2 K	3-2 F8	2-1 G4-3	
Chris Gomez, R (1, 6) OBP: 0.341, SLG: 0.306		0-0 G2-6-4 2-H 1B		2-2 CS 1B		1-1 1B 1-2 FC6 1B	1-0 2B 1B	1-3 K	
Buddy Carlyle, L (1, 1) OBP: 0.400, SLG: 0.250 John Vander Wal, L (6, PH) OBP: 0.366, SLG: 0.434 (7, 3)		0-1 G2-6-4 1-2f		0-3 K		2-1 FC6 1B 1-3 2-H	0-2 1B 2B		

AB	R	H	RBI	BB	SO	LOB
5	1	1	1	0	1	2
0	0	0	0	0	0	0
5	1	3	1	0	0	0
0	0	0	0	0	0	0
4	0	0	0	1	2	3
0	0	0	0	0	0	0
4	1	3	1	1	1	2
3	0	1	0	0	0	3
1	0	1	1	0	0	0
0	0	0	0	0	0	0
1	1	1	2	0	0	0
0	0	0	0	0	0	0
2	2	0	0	3	2	3
5	1	1	1	0	1	4
5	2	4	1	0	1	0
2	0	0	0	0	1	2
2	1	2	2	0	0	0

BOTTOM

Montreal Expos @ San Diego Padres
Qualcomm Stadium, San Diego, CA
 Thu Sep 09 1999, 5:05 PM EDT
 Att: 16,676 - Cloudy - 77 F

AB	39
R	10
H	17
RBI	10
BB	5
SO	9
LOB	19



1B:	14	SF:	0
2B:	2	SAC:	0
3B:	0	DP:	1
HR:	1	HBP:	0

WP:	0	PA:	44
PB:	0		
SB:	0		
CS:	1		

Inning	R	H	E	K	S	H	LOB	BB	IBB	HBP	BLK	WP	HR	S	P	ERA	WHIP
1	0	2	0	1	10	2	2	0	0	0	0	0	0	62	94	8.44	2.438
2	0	2	0	1	10	2	0	0	0	0	0	0	0	9	18	0.00	9.000
3	0	2	0	1	10	2	0	0	0	0	0	0	1	32	52	33.75	4.500
4	0	2	0	1	10	2	0	0	0	0	0	0	0	9	13	0.00	0.000

PITCHER	IP	WLS	BF	H	R	ER	SO	BB	IBB	HBP	BLK	WP	HR	S	P	ERA	WHIP
Javier Vazquez, R (1, 1) ERA: 5.41	5.1	L	27	10	5	5	5	3	0	0	0	0	0	62	94	8.44	2.438
Miguel Batista, R (6, 1) ERA: 5.06	0.1		4	2	0	0	0	1	0	0	0	0	0	9	18	0.00	9.000
Ted Lilly, L (6, 1) ERA: 13.5	1.1		10	5	5	5	2	1	0	0	0	0	1	32	52	33.75	4.500
Scott Strickland, R (8, 1) ERA: 9.39	1.0		3	0	0	0	2	0	0	0	0	0	0	9	13	0.00	0.000

PITCHER	IP	WLS	BF	H	R	ER	SO	BB	IBB	HBP	BLK	WP	HR	S	P	ERA	WHIP
Javier Vazquez, R (1, 1) ERA: 5.41	5.1	L	27	10	5	5	5	3	0	0	0	0	0	62	94	8.44	2.438
Miguel Batista, R (6, 1) ERA: 5.06	0.1		4	2	0	0	0	1	0	0	0	0	0	9	18	0.00	9.000
Ted Lilly, L (6, 1) ERA: 13.5	1.1		10	5	5	5	2	1	0	0	0	0	1	32	52	33.75	4.500
Scott Strickland, R (8, 1) ERA: 9.39	1.0		3	0	0	0	2	0	0	0	0	0	0	9	13	0.00	0.000

<p>Rondell White, R (1, 8) OBP: 0.357, SLG: 0.507</p> <p>Wilton Guerrero, S (6, 7) OBP: 0.330, SLG: 0.417</p>	<p>2-2</p>		<p>1-3</p>		<p>0-0</p>		<p>1-1</p>		<p>1-1</p>	<p>3 0 0 0 0 1 3</p> <p>2 0 1 1 0 0 2</p>
<p>Peter Bergeron, L (1, 7) OBP: 0.500, SLG: 0.462</p>	<p>2-3</p>		<p>2-1</p>		<p>3-1</p>		<p>1-1</p>			<p>4 0 1 0 0 1 2</p>
<p>Jose Vidro, S (1, 4) OBP: 0.358, SLG: 0.503</p> <p>Geoff Blum, S (6, 4) OBP: 0.354, SLG: 0.537</p>	<p>0-0</p>		<p>2-2</p>		<p>0-0</p>		<p>2-0</p>			<p>3 0 0 0 0 0 1</p> <p>1 0 0 0 0 0 0</p>
<p>Vladimir Guerrero, R (1, 9) OBP: 0.366, SLG: 0.584</p> <p>James Mouton, R (6, 9) OBP: 0.353, SLG: 0.365</p>	<p>0-2</p>		<p>0-0</p>		<p>0-0</p>		<p>0-1</p>			<p>3 0 1 0 0 0 1</p> <p>1 0 0 0 0 0 0</p>
<p>Brad Fullmer, L (1, 3) OBP: 0.338, SLG: 0.503</p> <p>Steve Kline, S (8, 1)</p>	<p>3-1</p>		<p>2-0</p>		<p>2-1</p>		<p>1-3</p>			<p>4 0 0 0 0 1 2</p> <p>0 0 0 0 0 0 0</p>
<p>Michael Barrett, R (1, 2) OBP: 0.344, SLG: 0.432</p> <p>Robert Machado, R (5, PH) OBP: 0.300, SLG: 0.278</p>	<p>1-2</p>		<p>0-0</p>		<p>4-0</p>		<p>4-2</p>			<p>1 0 0 0 0 0 1</p> <p>1 2 1 0 2 0 0</p>
<p>Trace Coquillette, R (1, 5) OBP: 0.231, SLG: 0.167</p>	<p>2-0</p>		<p>2-2</p>		<p>0-2</p>		<p>0-0</p>			<p>4 0 2 0 0 0 2</p>
<p>Mike Mordecai, R (1, 6) OBP: 0.305, SLG: 0.363</p>	<p>0-0</p>		<p>1-2</p>		<p>2-2</p>		<p>2-1</p>			<p>4 1 2 2 0 0 2</p>
<p>Jeremy Powell, R (1, 1) OBP: 0.250, SLG: 0.143</p> <p>Miguel Batista, R (3, 1) OBP: 0.250, SLG: 0.333</p> <p>Fernando Seguinol, S (5, PH) OBP: 0.250, SLG: 0.348</p> <p>Guillermo Mota, R (5, 1) OBP: 1.000, SLG: 4.000</p> <p>Orlando Merced, S (7, PH) OBP: 0.381, SLG: 0.470</p> <p>Anthony Ielford, R (7, 1) OBP: 0.348, SLG: 0.353</p> <p>Ryan McGuire, L (8, 3) OBP: 0.348, SLG: 0.353</p>	<p>4-2</p>		<p>3-2</p>		<p>3-2</p>		<p>4-0</p>			<p>0 0 0 0 0 1 0 0</p> <p>0 0 0 0 0 0 0 0</p> <p>1 0 0 0 0 0 0 2</p> <p>0 0 0 0 0 0 0 0</p> <p>1 0 0 0 0 0 0 1</p> <p>0 0 0 0 0 0 0 0</p> <p>0 0 0 0 0 1 0 0</p>

Montreal Expos @ San Diego Padres
 Qualcomm Stadium, San Diego, CA
 Fri Sep 10 1999, 10:05 PM EDT
 Att. 16,130 - Unknown - 71 F

livebaseballscorecards.com

AB	33
R	3
H	8
RBI	3
BB	4
SO	3
LOB	19



Inning Stats													Inning Stats																																																																
R: 0	H: 0	R: 0	H: 1	R: 0	H: 0	R: 1	H: 3	R: 0	H: 1	R: 2	H: 2	R: 0	H: 0	R: 0	H: 1	1B: 6	SF: 0	WP: 0	PA: 37	E: 0	LOB: 0	E: 0	LOB: 1	E: 0	LOB: 0	E: 0	LOB: 1	E: 0	LOB: 1	E: 0	LOB: 0	E: 0	LOB: 2	2B: 3	SAC: 0	PB: 0		K: 1	BB: 0	K: 0	BB: 1	K: 0	BB: 0	K: 0	BB: 0	K: 0	BB: 0	K: 0	BB: 1	K: 1	BB: 0	K: 0	BB: 2	3B: 0	DP: 2	SB: 0		S: 8	P: 12	S: 10	P: 16	S: 8	P: 15	S: 13	P: 18	S: 6	P: 11	S: 16	P: 27	S: 6	P: 9	S: 7	P: 18	HR: 0	HBP: 0	CS: 0	

PITCHER																	
<p>Matt Clement, R (1, 1) ERA: 4.76</p> <p>Matt Whiteside, R (7, 1) ERA: 23.82</p> <p>Heath Murray, L (8, 1) ERA: 5.68</p> <p>Carlos Reyes, R (9, 1) ERA: 3.07</p>	<p>IP: 6.0</p> <p>WLS: W</p> <p>BF: 23</p> <p>H: 5</p> <p>R: 1</p> <p>ER: 1</p> <p>SO: 2</p> <p>BB: 1</p> <p>IBB: 0</p> <p>HBP: 0</p> <p>BLK: 0</p> <p>WP: 0</p> <p>HR: 0</p> <p>S: 52</p> <p>P: 83</p> <p>ERA: 1.50</p> <p>WHIP: 1.000</p>	<p>IP: 1.0</p> <p>WLS: 6</p> <p>BF: 2</p> <p>H: 2</p> <p>R: 2</p> <p>ER: 2</p> <p>SO: 0</p> <p>BB: 1</p> <p>IBB: 0</p> <p>HBP: 0</p> <p>BLK: 0</p> <p>WP: 0</p> <p>HR: 0</p> <p>S: 16</p> <p>P: 27</p> <p>ERA: 18.00</p> <p>WHIP: 3.000</p>	<p>IP: 1.0</p> <p>WLS: 3</p> <p>BF: 0</p> <p>H: 0</p> <p>R: 0</p> <p>ER: 0</p> <p>SO: 1</p> <p>BB: 0</p> <p>IBB: 0</p> <p>HBP: 0</p> <p>BLK: 0</p> <p>WP: 0</p> <p>HR: 0</p> <p>S: 6</p> <p>P: 9</p> <p>ERA: 0.00</p> <p>WHIP: 0.000</p>	<p>IP: 1.0</p> <p>WLS: 5</p> <p>BF: 1</p> <p>H: 0</p> <p>R: 0</p> <p>ER: 0</p> <p>SO: 0</p> <p>BB: 2</p> <p>IBB: 0</p> <p>HBP: 0</p> <p>BLK: 0</p> <p>WP: 0</p> <p>HR: 0</p> <p>S: 7</p> <p>P: 18</p> <p>ERA: 0.00</p> <p>WHIP: 3.000</p>													

Batter	1	2	3	4	5	6	7	8	9
Quilvio Veras, S (1, 4) <small>OBP: 0.365, SLG: 0.368</small> David Newhan, L (6, 4) <small>OBP: 0.111, SLG: 0.148</small>	1-3 	0-0 	1-2 		2-0 		0-1 		
Tony Gwynn, L (1, 9) <small>OBP: 0.374, SLG: 0.472</small> Mike Darr, L (4, 9) <small>OBP: 0.278, SLG: 0.303</small>	1-2 	1-0 	2-1 			1-3 	2-3 		
Reggie Sanders, R (1, 7) <small>OBP: 0.390, SLG: 0.539</small> Gary Matthews, S (6, PR) <small>OBP: 0.478, SLG: 0.200</small> (7, 7)	4-1 		1-0 			2-1 		1-2 	
Phil Nevin, R (1, 5) <small>OBP: 0.359, SLG: 0.576</small> Matt Whiteside, R (7, 1) Heath Murray, L (8, 1) <small>OBP: 0.231, SLG: 0.167</small> Eric Owens, R (8, PH) <small>OBP: 0.335, SLG: 0.408</small> Carlos Reyes, S (9, 1)	2-0 		0-0 	0-0 		1-0 		1-0 	
John Vander Wal, L (1, 3) <small>OBP: 0.367, SLG: 0.433</small>	2-2 		2-3 	3-2 		0-0 		0-1 	
Ruben Rivera, R (1, 8) <small>OBP: 0.297, SLG: 0.392</small>	1-3 		4-2 	2-0 			2-2 		
Ben Davis, S (1, 2) <small>OBP: 0.308, SLG: 0.376</small>	4-2 		0-0 	1-3 			4-1 		
Chris Gomez, R (1, 6) <small>OBP: 0.344, SLG: 0.307</small>	0-1 		2-1 		1-0 		4-1 		
Matt Clement, R (1, 1) <small>OBP: 0.163, SLG: 0.089</small> Dave Magadan, L (7, 5) <small>OBP: 0.365, SLG: 0.351</small>		1-3 	0-0 		2-3 		4-2 		

Inning Stats	R: 3	H: 2	E: 1	K: 2	S: 20	R: 0	H: 0	E: 0	K: 1	S: 5	R: 0	H: 6	E: 0	K: 2	S: 20	R: 0	H: 1	E: 0	K: 1	S: 8	R: 0	H: 0	E: 0	K: 1	S: 5	R: 1	H: 0	E: 0	K: 1	S: 12	R: 0	H: 0	E: 0	K: 0	S: 6	

PITCHER	IP	WLS	BF	H	R	ER	SO	BB	IBB	HBP	BLK	WP	HR	S	P	ERA	WHIP
Jeremy Powell, R (1, 1) <small>ERA: 4.06</small>	2.2	L	18	6	8	7	4	3	0	0	0	1	2	37	63	23.62	3.375
Miguel Batista, R (3, 1) <small>ERA: 5.08</small>	1.1		7	3	1	1	2	0	0	0	0	0	0	16	28	6.75	2.250
Guillermo Mota, R (5, 1) <small>ERA: 3.02</small>	2.0		7	1	0	0	2	0	0	0	0	0	0	12	21	0.00	0.500
Anthony Telford, R (7, 1) <small>ERA: 3.61</small>	1.0		6	0	1	1	1	3	0	0	0	0	0	12	28	9.00	3.000
Steve Kline, L (8, 1) <small>ERA: 3.45</small>	1.0		3	0	0	0	0	0	0	0	0	0	0	6	8	0.00	0.000

BOTTOM

Montreal Expos @ San Diego Padres
Qualcomm Stadium, San Diego, CA

Fri Sep 10 1999, 10:05 PM EDT
 Att: 16,130 - Unknown - 71 F

AB	R	H	RBI	BB	SO	LOB
4	1	1	1	0	1	0
1	0	0	1	0	0	2
3	1	1	1	0	0	0
2	0	0	0	0	2	2
3	2	2	0	1	1	1
1	0	0	0	0	0	0
4	2	2	5	0	0	1
0	0	0	0	0	0	0
0	0	0	0	0	0	0
1	0	0	0	0	0	0
0	0	0	0	0	0	0
5	0	2	0	0	1	1
3	1	0	0	1	1	2
2	2	1	1	2	1	1
3	1	1	1	1	0	2
2	0	0	0	0	2	0
0	0	0	0	1	0	0

AB	34
R	10
H	10
RBI	10
BB	6
SO	9
LOB	12

WP: 1 PA: 41
 PB: 0
 SB: 0
 CS: 0

PITCHER	IP	WLS	BF	H	R	ER	SO	BB	IBB	HBP	BLK	WP	HR	S	P	ERA	WHIP
Jeremy Powell, R (1, 1) <small>ERA: 4.06</small>	2.2	L	18	6	8	7	4	3	0	0	0	1	2	37	63	23.62	3.375
Miguel Batista, R (3, 1) <small>ERA: 5.08</small>	1.1		7	3	1	1	2	0	0	0	0	0	0	16	28	6.75	2.250
Guillermo Mota, R (5, 1) <small>ERA: 3.02</small>	2.0		7	1	0	0	2	0	0	0	0	0	0	12	21	0.00	0.500
Anthony Telford, R (7, 1) <small>ERA: 3.61</small>	1.0		6	0	1	1	1	3	0	0	0	0	0	12	28	9.00	3.000
Steve Kline, L (8, 1) <small>ERA: 3.45</small>	1.0		3	0	0	0	0	0	0	0	0	0	0	6	8	0.00	0.000

Batter	1	2	3	4	5	6	7	8	9	AB R H RBI BB SO LOB	TOP	
Rondell White, R OBP: 0.358, SLG: 0.515 (1, 8) (7, 7)	2-3 K		2-2 2B		2-2 G4-3		1-2 2-H HR			4 1 2 2 0 1 0		
Wilton Guerrero, S OBP: 0.329, SLG: 0.412 Steve Kline, S Anthony Telford, R Ugueth Urbina, R (1, 7) (7, 1) (7, 1) (9, 1)	0-1 G1-3		4-0 BB		0-2 G4-3		2-1 G4-3			3 0 0 0 1 0		
Jose Vidro, S OBP: 0.355, SLG: 0.499 (1, 4)	1-0 G6-3		1-2 G3		1-1 G6-3			0-0 F9		4 0 0 0 0 0 2		
Vladimir Guerrero, R OBP: 0.367, SLG: 0.583 (1, 9)		1-0 E S WP 1B		0-0 1B 2B 1B		1-0 L7		2-1 G6-3		4 2 2 0 0 0 0		
Brad Fullmer, L OBP: 0.336, SLG: 0.500 Ryan McGuire, L OBP: 0.348, SLG: 0.353 (1, 3) (8, 3)	1 SAFE 2-1 G3 1-H		0-2 1-3 2B 1B		0-0 G4-3		3-2 G4-3			4 1 1 0 0 0 0 0 0 0 0 0 0 0		
Chris Widger, R OBP: 0.334, SLG: 0.468 (1, 2)		3-3 K		0-0 G1-3 1-H 3-H 2B		0-1 P3		1-3 K		4 0 1 2 0 2 0		
Trace Coquillette, R OBP: 0.284, SLG: 0.200 (1, 5)		0-1 L7		0-1 G6-3			1-2 G1-3 HR 1B		4-2 S BB	3 1 1 0 1 0 1		
Mike Mordecai, R OBP: 0.299, SLG: 0.356 (1, 6)			0-1 F8		1-2 G1-3		1 SAFE 0-2 F8		0-0 P3	4 0 0 0 0 0 3		
Mike Thurman, R OBP: 0.075, SLG: 0.026 Peter Bergeron, L OBP: 0.471, SLG: 0.429 Manny Martinez, R OBP: 0.284, SLG: 0.341 (1, 1) (7, PH) (7, 8)			1-3 K		2-3 K		2-2 SAFE SAFE G1-3		1-1 F9	2 0 0 0 0 2 1 1 0 0 0 0 0 1 1 0 0 0 0 0 1		
Inning Stats	R: 0 E: 0 K: 1 S: 7 H: 0 LOB: 0 BB: 0 P: 10	R: 1 E: 0 K: 1 S: 10 H: 1 LOB: 0 BB: 0 P: 16	R: 0 E: 0 K: 1 S: 13 H: 1 LOB: 2 BB: 1 P: 21	R: 2 E: 0 K: 1 S: 14 H: 3 LOB: 1 BB: 0 P: 17	R: 0 E: 0 K: 0 S: 8 H: 0 LOB: 0 BB: 0 P: 11	R: 0 E: 0 K: 0 S: 4 H: 0 LOB: 0 BB: 0 P: 5	R: 2 E: 0 K: 0 S: 18 H: 2 LOB: 0 BB: 0 P: 23	R: 0 E: 0 K: 0 S: 9 H: 0 LOB: 0 BB: 0 P: 14	R: 0 E: 0 K: 1 S: 9 H: 0 LOB: 1 BB: 1 P: 15	1B: 4 2B: 2 3B: 0 HR: 1 SF: 0 SAC: 0 DP: 0 HBP: 0	WP: 1 PB: 0 SB: 2 CS: 0 PA: 36	
PITCHER	IP WLS BF H R ER SO BB IBB HBP BLK WP HR S P ERA WHIP											
Andy Ashby, R ERA: 3.66 (1, 1)	7.0 L 29 7 5 5 4 1 0 0 0 0 1 1 74 103 6.43 1.143											
Matt Whisenant, L ERA: 5.36 (8, 1)	1.0 3 0 0 0 0 0 0 0 0 0 0 0 9 14 0.00 0.000											
Dan Miceli, R ERA: 4.19 (9, 1)	1.0 4 0 0 0 0 1 1 0 0 0 0 0 9 15 0.00 1.000											

Montreal Expos @ San Diego Padres
Qualcomm Stadium, San Diego, CA
Sat Sep 11 1999, 10:05 PM EDT
Att. 55,086 - Unknown - 72 F

livebaseballscorecards.com

AB	34
R	5
H	7
RBI	4
BB	2
SO	5
LOB	9



Batter	1	2	3	4	5	6	7	8	9	AB R H RBI BB SO LOB	BOTTOM											
Quilvio Veras, S OBP: 0.369, SLG: 0.375 (1, 4)	2-2 1B G6-4-3 2B		0-1 WP 2B 1B		2-1 F9 S 1B		1-0 F9 2		0-0 G6-3 S 2B 1B	5 3 4 0 0 0 0	Montreal Expos @ San Diego Padres Qualcomm Stadium, San Diego, CA Sat Sep 11 1999, 10:05 PM EDT Att: 55,086 - Unknown - 72 F livebaseballscorecards.com											
Tony Gwynn, L OBP: 0.374, SLG: 0.471 (1, 9)	0-0 G6-4-3 2-3 1B		1-1 F7 1		2-2 F9 SAFE 1-3		1-1 1B		1-0 G6-3 2 1-3	5 0 2 1 0 0 3												
Reggie Sanders, R OBP: 0.388, SLG: 0.537 (1, 7)	1-1 G6-4-3 1-2f 3-H		3-3 SAFE 1-2		3-2 G4-3 3		0-0 G4-3 3		2-2 2B 3-H	5 0 1 1 0 1 4												
Phil Nevin, R OBP: 0.356, SLG: 0.573 (1, 5)	1-2 F9 3		1-0 2B		2-1 L7 1			1-2 G6-3 1	1-2 F8 3	5 0 1 1 0 0 2												
John Vander Wal, L OBP: 0.373, SLG: 0.440 (1, 3)		1-2 S 2B	1-1 G4-3 3		4-1 FC6-4 BB			2-1 1B		3 0 2 0 1 0 1												
Ruben Rivera, R OBP: 0.295, SLG: 0.388 (1, 8)		2-0 G6-3 1		1-1 P9 1		0-2 FC6-4 S 1-2f		3-3 K 2		3 0 0 0 0 0 2												
Mike Darr, L OBP: 0.270, SLG: 0.294 (8, PH) (9, 8)				2-3 K 2		4-0 BB		0-1 G3-1 3		1 0 0 0 0 1 1												
Ben Davis, S OBP: 0.311, SLG: 0.372 (1, 2)		4-2 BB 2-3		1-2 G6-3 3		3-2 F9 3			3-2 F7 1	2 0 0 0 2 1 1												
Damian Jackson, R OBP: 0.327, SLG: 0.359 (1, 6)		0-3 K 2		1-2 G6-3 3					4-1 1B G6-3 BB	3 0 0 0 0 1 4												
Wally Joyner, L OBP: 0.354, SLG: 0.319 (9, PH)										1 0 0 0 0 0 0												
Andy Ashby, R OBP: 0.183, SLG: 0.175 (7, PH)		0-0 G6-3 3			1-3 K 1		0-2 F8 1			2 0 0 0 0 1 2												
Eric Owens, R OBP: 0.334, SLG: 0.407 (8, 1)										1 0 0 0 0 0 0												
Matt Wisniewski, R (8, 1)										0 0 0 0 0 0 0												
Dan Miceli, R (9, 1)										0 0 0 0 0 0 0												
Dave Magadan, L OBP: 0.287, SLG: 0.351 (9, PH)										0 0 0 0 1 0 0												
David Newhan, L OBP: 0.111, SLG: 0.148 (9, PR)										0 1 0 0 0 0 0												
Inning Stats	R: 1 E: 0 K: 0 S: 9	H: 2 LOB: 0 BB: 0 P: 13	R: 0 E: 0 K: 1 S: 10	H: 1 LOB: 2 BB: 1 P: 17	R: 1 E: 0 K: 1 S: 11	H: 2 LOB: 1 BB: 0 P: 17	R: 0 E: 0 K: 1 S: 11	H: 0 LOB: 0 BB: 0 P: 15	R: 0 E: 0 K: 1 S: 14	H: 1 LOB: 1 BB: 0 P: 22	R: 0 E: 0 K: 0 S: 10	H: 0 LOB: 2 BB: 2 P: 23	R: 0 E: 0 K: 0 S: 7	H: 1 LOB: 1 BB: 0 P: 9	R: 0 E: 0 K: 1 S: 12	H: 1 LOB: 1 BB: 0 P: 18	R: 2 E: 0 K: 0 S: 15	H: 2 LOB: 2 BB: 1 P: 26	1B: 6 2B: 4 3B: 0 HR: 0	SF: 0 SAC: 0 DP: 1 HBP: 0	WP: 1 PB: 0 SB: 4 CS: 0	PA: 40
PITCHER	IP WLS BF H R ER SO BB IBB HBP BLK WP HR S P ERA WHIP																					
Mike Thurman, R ERA: 4.13 (1, 1)	6.0 W 26 H 6 R 2 ER 2 SO 4 BB 3 IBB 0 HBP 0 BLK 0 WP 1 HR 0 S 65 P 107 ERA 3.00 WHIP 1.500																					
Steve Kline, L ERA: 3.41 (7, 1)	0.2 H 3 1 0 0 0 0 0 0 0 0 0 0 0 6 8 0.00 1.500																					
Anthony Telford, R ERA: 3.55 (7, 1)	1.1 H 5 1 0 0 1 0 0 0 0 0 0 0 0 13 19 0.00 0.750																					
Ugueth Urbina, R ERA: 4.03 (9, 1)	1.0 S 6 2 2 2 0 1 0 0 0 0 0 0 0 15 26 18.00 3.000																					

AB	36
R	4
H	10
RBI	3
BB	4
SO	5
LOB	20



Montreal Expos @ San Diego Padres

Qualcomm Stadium, San Diego, CA

Sun Sep 12 1999, 4:05 PM EDT
Att. 30,870 - Unknown - 77 F

livebaseballscorecards.com



WP: 0 PA: 43
PB: 0
SB: 1
CS: 0

Batter	1	2	3	4	5	6	7	8	9	AB R H RBI BB SO LOB	TOP		
Rondell White, R OBP: 0.360, SLG: 0.516 (1, 8) (7, 7)	F7			P5	1B		SH2-4 HR	3B		5 2 3 3 0 0 0			
Wilton Guerrero, S OBP: 0.329, SLG: 0.411 Manny Martinez, R OBP: 0.286, SLG: 0.349 (1, 7) (7, 8)	F7			G1-3 1B	K		SH2-4	1B		3 0 1 0 0 1 1 1 1 1 1 0 0 0			
Michael Barrett, R OBP: 0.345, SLG: 0.440 (1, 5)	K			G1-3			K	1B		5 1 2 4 0 2 1			
Vladimir Guerrero, R OBP: 0.366, SLG: 0.579 (1, 9)			P5	IBB			F7	F8		4 0 0 0 1 1 1			
Chris Widger, R OBP: 0.332, SLG: 0.467 (1, 2)			G4-3	K2-3			HBP	E6 FC6-4		5 0 1 0 0 1 2			
Trace Coquillette, R OBP: 0.318, SLG: 0.211 (1, 4)			P5				G6-3	FC6-4		4 0 1 0 0 0 1			
Fernando Seguinol, S OBP: 0.304, SLG: 0.362 Ryan McGuire, L OBP: 0.346, SLG: 0.351 (1, 3) (8, PR) (8, 3)			F9				SH1-4 1B	SH1-4 1B		3 1 2 0 0 0 0 1 1 0 0 0 0 1	AB 37 R 8 H 12 RBI 8 BB 1 SO 7 LOB 12		
Mike Mordecai, R OBP: 0.294, SLG: 0.348 (1, 6)			P5				E4 SH1-4 1B	FC6-4		4 1 0 0 0 1 5			
Dustin Hermanson, R OBP: 0.103, SLG: 0.055 Anthony Telford, R Steve Kline, S Ugueth Urbina, R (1, 1) (9, 1) (9, 1) (9, 1)			K2-3				SH1-4	SH1-4		2 1 1 0 0 1 0			
Inning Stats	R: 0 H: 0 E: 0 LOB: 0 K: 1 BB: 0 S: 13 P: 20	R: 0 H: 0 E: 0 LOB: 0 K: 0 BB: 0 S: 8 P: 10	R: 0 H: 0 E: 0 LOB: 0 K: 1 BB: 0 S: 8 P: 8	R: 0 H: 1 E: 0 LOB: 2 K: 1 BB: 1 S: 8 P: 16	R: 2 H: 2 E: 1 LOB: 1 K: 1 BB: 0 S: 15 P: 22	R: 0 H: 1 E: 0 LOB: 3 K: 1 BB: 0 S: 14 P: 22	R: 3 H: 3 E: 1 LOB: 1 K: 1 BB: 0 S: 12 P: 15	R: 3 H: 4 E: 0 LOB: 1 K: 1 BB: 0 S: 17 P: 24	R: 0 H: 1 E: 0 LOB: 0 K: 0 BB: 0 S: 4 P: 5	1B: 9 SF: 0 2B: 1 SAC: 3 3B: 1 DP: 1 HR: 1 HBP: 2			
PITCHER	IP WLS BF H R ER SO BB IBB HBP BLK WP HR S P ERA WHIP											PITCHER	IP WLS BF H R ER SO BB IBB HBP BLK WP HR S P ERA WHIP
Sterling Hitchcock, L ERA: 4.18 Domingo Guzman, R ERA: 16.2 Carlos Almanzar, R ERA: 6.55 (1, 1) (8, 1) (8, 1)	7.0 L 33 7 5 3 6 0 1 2 0 0 1 78 113 3.86 1.000												

Batter	1	2	3	4	5	6	7	8	9	AB R H RBI BB SO LOB
Quilvio Veras, S (1, 4) <small>OBP: 0.366, SLG: 0.372</small> David Newhan, L (9, 4) <small>OBP: 0.143, SLG: 0.286</small>	1-0 L7		2-3 K		1-3 K		1-2 L7		0-1 HR	4 0 0 0 0 2 2 1 1 1 3 0 0 0
Tony Gwynn, L (1, 9) <small>OBP: 0.373, SLG: 0.469</small> Gary Matthews, S (9, 7) <small>OBP: 0.458, SLG: 0.188</small>	1-1 S 1B		0-0 G6-3			2-2 F8	0-2 F8		0-3 K	4 0 1 0 0 0 1 1 0 0 0 0 1 0
Reggie Sanders, R (1, 7) <small>OBP: 0.389, SLG: 0.536</small> Mike Darr, L (9, 9) <small>OBP: 0.289, SLG: 0.294</small>	0-1 S 1B			1-3 K		1-2 G1-3		2-1 1B HBP	4-0 BB 1B	3 0 1 0 0 1 0 0 1 0 0 1 0 0
Phil Nevin, R (1, 5) <small>OBP: 0.357, SLG: 0.573</small>	2-3 K			0-1 F9		0-0 BB 2B		0-0 L5	0-1 1B BB	5 0 2 0 0 1 3
Dave Magadan, L (1, 3) <small>OBP: 0.372, SLG: 0.352</small> Ruben Rivera, R (9, PH) <small>OBP: 0.297, SLG: 0.388</small>	1-1 G6-3			4-0 FC6 BB		4-2 BB BB		0-0 1B	4-0 1B BB	2 0 1 0 2 0 2 0 0 0 0 1 0 0
Eric Owens, R (1, 8)		0-0 G6-3		1-2 FC6		4-0 BB		1-2 P4	0-2 1B	4 0 1 1 1 0 3
Wiki Gonzalez, R (1, 2) <small>OBP: 0.286, SLG: 0.362</small>		1-1 P8			0-0 G6-4-3 1B	1-1 P4		0-0 G1-3	0-3 K	5 0 1 0 0 1 8
Chris Gomez, R (1, 6) <small>OBP: 0.345, SLG: 0.309</small>		3-2 G5-3			1-2 G6-4-3		0-1 E8 1B		HR K	5 1 2 0 0 1 4
Sterling Hitchcock, L (1, 1) <small>OBP: 0.140, SLG: 0.093</small> John Vander Wal, L (7, PH) <small>OBP: 0.371, SLG: 0.438</small> Domingo Guzman, R (8, 1) Carlos Almanzar, R (8, 1) Ben Davis, S (9, PH) <small>OBP: 0.314, SLG: 0.375</small>			1-3 K		0-1 1B				2-0 HR 1B	2 0 1 0 0 1 0 1 0 0 0 0 1 1 0 0 0 0 0 0 0 0 0 0 0 0 0 0 1 1 1 0 0 0 0

Inning Stats	R: 0	H: 2	E: 0	K: 1	S: 10	LOB: 2	BB: 0	P: 15	R: 0	H: 0	E: 0	K: 0	S: 6	LOB: 0	BB: 0	P: 10	R: 0	H: 0	E: 0	K: 2	S: 7	LOB: 0	BB: 0	P: 10	R: 0	H: 0	E: 0	K: 1	S: 8	LOB: 1	BB: 1	P: 14	R: 0	H: 2	E: 0	K: 1	S: 9	LOB: 1	BB: 0	P: 11	R: 0	H: 1	E: 0	K: 0	S: 13	LOB: 3	BB: 2	P: 25	R: 0	H: 1	E: 1	K: 1	S: 11	LOB: 1	BB: 0	P: 13	R: 0	H: 1	E: 0	K: 0	S: 7	LOB: 2	BB: 0	P: 10	R: 4	H: 5	E: 0	K: 3	S: 18	LOB: 3	BB: 2	P: 30	1B: 10	SF: 0	2B: 1	SAC: 0	3B: 0	DP: 1	HR: 1	HBP: 1	WP: 0	PA: 44
--------------	------	------	------	------	-------	--------	-------	-------	------	------	------	------	------	--------	-------	-------	------	------	------	------	------	--------	-------	-------	------	------	------	------	------	--------	-------	-------	------	------	------	------	------	--------	-------	-------	------	------	------	------	-------	--------	-------	-------	------	------	------	------	-------	--------	-------	-------	------	------	------	------	------	--------	-------	-------	------	------	------	------	-------	--------	-------	-------	--------	-------	-------	--------	-------	-------	-------	--------	-------	--------

PITCHER	IP	WLS	BF	H	R	ER	SO	BB	IBB	HBP	BLK	WP	HR	S	P	ERA	WHIP
Dustin Hermanson, R (1, 1) <small>ERA: 4.37</small>	8.0	W	37	10	3	3	6	3	0	0	0	0	1	75	114	3.38	1.625
Anthony Telford, R (9, 1) <small>ERA: 3.64</small>	0.1		3	1	0	0	1	1	0	0	0	0	0	5	9	0.00	6.000
Steve Kline, L (9, 1) <small>ERA: 3.41</small>	0.0	S	1	0	0	0	0	1	0	0	0	0	0	4	4	∞	∞
Ugueth Urbina, R (9, 1) <small>ERA: 3.99</small>	0.2	S	3	1	1	1	2	0	0	0	0	0	0	9	11	13.50	1.500

BOTTOM

Montreal Expos @ San Diego Padres
Qualcomm Stadium, San Diego, CA

Sun Sep 12 1999, 4:05 PM EDT
Att: 30,870 - Unknown - 77 F

AB	38
R	4
H	12
RBI	4
BB	5
SO	9
LOB	24



PITCHER	IP	WLS	BF	H	R	ER	SO	BB	IBB	HBP	BLK	WP	HR	S	P	ERA	WHIP
Dustin Hermanson, R (1, 1) <small>ERA: 4.37</small>	8.0	W	37	10	3	3	6	3	0	0	0	0	1	75	114	3.38	1.625
Anthony Telford, R (9, 1) <small>ERA: 3.64</small>	0.1		3	1	0	0	1	1	0	0	0	0	0	5	9	0.00	6.000
Steve Kline, L (9, 1) <small>ERA: 3.41</small>	0.0	S	1	0	0	0	0	1	0	0	0	0	0	4	4	∞	∞
Ugueth Urbina, R (9, 1) <small>ERA: 3.99</small>	0.2	S	3	1	1	1	2	0	0	0	0	0	0	9	11	13.50	1.500

Batter	1	2	3	4	5	6	7	8	9	AB R H RBI BB SO LOB	TOP
Gerald Williams, R (1, 7) OBP: 0.337, SLG: 0.466	2-1 P4		0-1 G5-3			1-1 1B			1-2 1B	4 0 2 0 0 0 0	Atlanta Braves @ San Diego Padres Qualcomm Stadium, San Diego, CA Mon Sep 13 1999, 10:05 PM EDT Att. 15,718 - Unknown - 73 F
Bret Boone, R (1, 4) OBP: 0.305, SLG: 0.413	0-2 G6-3			1-0 G1-3		3-3 K			0-0 FC6-4	4 0 0 0 0 1 3	
10 Chipper Jones, S (1, 5) OBP: 0.439, SLG: 0.631	1-2 G4-3			2-0 F8			0-0 F8		1-3 K	4 0 0 0 0 1 2	
Brian Jordan, R (1, 9) OBP: 0.353, SLG: 0.471		0-0 L8		0-1 P4			4-1 CS BB		0-0 F8	3 0 0 0 1 0 2	
Ryan Klesko, L (1, 3) OBP: 0.380, SLG: 0.547		0-2 G4-3 2B		2-2 G6-4-3 1B		3-3 K 1-2				3 0 2 0 0 1 1	
Andruw Jones, R (1, 8) OBP: 0.361, SLG: 0.488		2-2 G4-3		2-2 G6-4-3 1-2f			0-1 G1-3			3 0 0 0 0 0 2	
Greg Myers, L (1, 2) OBP: 0.348, SLG: 0.388		0-2 G4-3		1-0 G3			2-3 K			3 0 0 0 0 1 1	
José Hernández, R (1, 6) OBP: 0.342, SLG: 0.423			2-2 F8			0-3 K		2-0 P4		3 0 0 0 0 1 0	
Terry Mulholland, R (1, 1) OBP: 0.149, SLG: 0.111			1-3 K			0-1 G5-3			4-1 FC6-4 1B BB	1 0 0 0 0 1 0	
Jorge Fabregas, L (6, PH) OBP: 0.288, SLG: 0.308										1 0 0 0 0 0 0	
Sean Bergman, R (6, 1) OBP: 0.107, SLG: 0.321										0 0 0 0 0 0 0	
Russ Springer, R (8, 1) OBP: 0.325, SLG: 0.299										0 0 0 0 0 0 0	
Keith Lockhart, L (9, PH)										0 0 0 0 1 0 0	

Inning Stats	R: 0 E: 0 K: 0 S: 8	H: 0 LOB: 0 BB: 0 P: 11	R: 0 E: 0 K: 0 S: 11	H: 1 LOB: 1 BB: 0 P: 13	R: 0 E: 0 K: 1 S: 9	H: 0 LOB: 0 BB: 0 P: 12	R: 0 E: 0 K: 0 S: 4	H: 0 LOB: 0 BB: 0 P: 7	R: 0 E: 0 K: 0 S: 7	H: 1 LOB: 0 BB: 0 P: 12	R: 0 E: 0 K: 2 S: 12	H: 1 LOB: 1 BB: 0 P: 16	R: 0 E: 0 K: 1 S: 7	H: 0 LOB: 1 BB: 1 P: 14	R: 0 E: 0 K: 1 S: 7	H: 0 LOB: 0 BB: 0 P: 11	R: 0 E: 0 K: 1 S: 10	H: 1 LOB: 2 BB: 1 P: 16	1B: 3 2B: 2 3B: 0 HR: 0	SF: 0 SAC: 0 DP: 2 HBP: 0	WP: 0 PB: 0 SB: 0 CS: 1	PA: 31
--------------	------------------------------	----------------------------------	-------------------------------	----------------------------------	------------------------------	----------------------------------	------------------------------	---------------------------------	------------------------------	----------------------------------	-------------------------------	----------------------------------	------------------------------	----------------------------------	------------------------------	----------------------------------	-------------------------------	----------------------------------	----------------------------------	------------------------------------	----------------------------------	--------

PITCHER	IP	WLS	BF	H	R	ER	SO	BB	IBB	HBP	BLK	WP	HR	S	P	ERA	WHIP
Woody Williams, R (1, 1) ERA: 4.6	8.0	W	28	4	0	0	5	2	0	0	0	0	0	70	106	0.00	0.750
Trevor Hoffman, R (9, 1) ERA: 2.29	1.0	S	3	0	0	0	1	0	0	0	0	0	0	5	6	0.00	0.000

livebaseballscorecards.com

AB	29
R	0
H	4
RBI	0
BB	2
SO	6
LOB	11



Batter	1	2	3	4	5	6	7	8	9
Quilvio Veras, S OBP: 0.365, SLG: 0.371 (1, 4)	0-1 G4-6-3 1B	1-0 FC5 2-3f		2-3 K		2-1 F8			
Tony Gwynn, L OBP: 0.372, SLG: 0.466 (1, 9)	0-2 G4-6-3 1-2f		1-2 G4-3		3-1 2B 1B	0-1 F8			
Reggie Sanders, R OBP: 0.388, SLG: 0.536 (1, 7)	1-3 K2-3		0-1 B3		2-2 2B	1-3 K2-3			
Phil Nevin, R OBP: 0.356, SLG: 0.568 (1, 5)		1-2 G5-3	4-0 1B 1B BB		1-1 G5-3	0-1 G6-3			
Eric Owens, R OBP: 0.339, SLG: 0.407 Wally Joyner, L OBP: 0.354, SLG: 0.319 (1, 3) (8, 3)		0-2 1B 1B	0-1 1B 1B		4-0 1B	1-3 K			
Wiki Gonzalez, R OBP: 0.321, SLG: 0.392 (1, 2)		0-2 1B 1B	2-0 1-2 2-H 1B		0-0 P6	0-2 1B			
Ruben Rivera, R OBP: 0.294, SLG: 0.384 (1, 8)		0-2 L6	3-1 F8		3-2 F8	2-0 F8			
Chris Gomez, R OBP: 0.343, SLG: 0.308 (1, 6)		1-2 FC5 1B 1-3 3-H 1B		0-0 F9		2-3 K	1 SAFE 0-1 F9		
Woody Williams, R OBP: 0.206, SLG: 0.231 Trevor Hoffman, R OBP: 0.333, SLG: 0.667 (1, 1) (9, 1)		1-2 1B 1-2 3-H 1B		0-2 G5-3		2-1 1B	2-3 K		

Inning Stats	R: 0	H: 1	E: 0	LOB: 0	K: 1	P: 9	R: 2	H: 4	E: 0	LOB: 2	K: 0	P: 24	R: 1	H: 2	E: 0	LOB: 2	K: 0	P: 20	R: 0	H: 2	E: 0	LOB: 3	K: 0	P: 24	R: 0	H: 1	E: 0	LOB: 1	K: 1	P: 16	R: 0	H: 0	E: 0	LOB: 0	K: 2	P: 11	R: 0	H: 1	E: 0	LOB: 1	K: 1	P: 15
	8	9	8	0	1	9	20	24	10	20	0	24	10	12	11	24	11	12	10	11	0	11	11	24	10	16	9	11	11	15	9	11	9	11	11	15	11	15	11	15		

PITCHER	IP	WLS	BF	H	R	ER	SO	BB	IBB	HBP	BLK	WP	HR	S	P	ERA	WHIP
Terry Mulholland, L ERA: 4.62 (1, 1)	5.0	L	25	9	3	3	2	1	1	0	0	0	0	59	89	5.40	2.000
Sean Bergman, R ERA: 5.29 (6, 1)	2.0		7	1	0	0	3	0	0	0	0	0	0	19	27	0.00	0.500
Russ Springer, R ERA: 3.8 (8, 1)	1.0		4	1	0	0	1	0	0	0	0	0	0	11	15	0.00	1.000

BOTTOM

Atlanta Braves @ San Diego Padres
Qualcomm Stadium, San Diego, CA

Mon Sep 13 1999, 10:05 PM EDT
Att: 15,718 - Unknown - 73 F

livebaseballscorecards.com

AB	34
R	3
H	11
RBI	3
BB	2
SO	6
LOB	20



WP	PA	3B	SF	SAC	DP	HBP
0	36	0	0	0	1	0

Batter	1	2	3	4	5	6	7	8	9	AB R H RBI BB SO LOB	TOP
Gerald Williams, R OBP: 0.335, SLG: 0.461 (1, 7) (6, 9)	2-2 10 BB 1B HBP		1-1 F7	2-3 K		0-0 E1 10 BB 1B SF7	2-3 K			4 2 0 0 0 2 0	
Keith Lockhart, L OBP: 0.327, SLG: 0.303 (1, 4)	0-3 K		0-2 K		0-0 FC5-4 10 BB 2B 1B	0-0 10 BB 1B		1-2 L9		5 1 2 0 0 2 1	
10 Chipper Jones, S OBP: 0.442, SLG: 0.634 Howard Battle, R OBP: 0.375, SLG: 0.286 (1, 5) (6, PR) (6, 5)	4-1 1B 1-2 BB		2-1 1B 2B		4-0 FC5-4 BB 1-2 BB	4-0 1-2 2-3 BB		2-0 F8		1 1 1 0 3 0 0 1 0 0 0 0 0 0	
Brian Jordan, R OBP: 0.352, SLG: 0.470 Otis Nixon, S OBP: 0.288, SLG: 0.216 (1, 9) (6, 7) (9, 8)	0-3 K		3-2 FC4-6 1B		1-1 FC5-4 2B 1-2f 2-3	0-0 SF7		0-0 G4-3		3 1 1 2 0 1 4 1 0 0 0 0 0 0	
Ryan Klesko, L OBP: 0.381, SLG: 0.549 Randall Simon, L OBP: 0.367, SLG: 0.452 (1, 3) (7, 3)	0-0 1-3 2-H 1B		1-2 FC4-6 1B		0-1 G5-3 2B 1-H 3-H	0-0 G6-3			1-1 G3	4 0 2 3 0 0 3 1 0 0 0 0 0 0	
Andruw Jones, R OBP: 0.360, SLG: 0.488 Ozzie Guillen, L OBP: 0.271, SLG: 0.294 Everett Stull, R David Cortes, R (1, 8) (9, PH) (9, 1) (9, 1)	0-3 K			1-0 L8	2-2 G5-3		1-1 2B		0-0 2B	4 1 1 0 0 1 3 1 0 1 0 0 0 0 0 0 0 0 0 0 0 0 0 0 0 0 0 0	
José Hernández, R OBP: 0.342, SLG: 0.428 Walt Weiss, S OBP: 0.310, SLG: 0.312 (1, 6) (6, 6)		1-1 F9		1-3 K		0-0 HR	0-0 1B G6-4-3 2B		0-3 K	3 1 1 1 0 1 0 2 1 1 1 0 1 1	AB 39 R 11 H 14 RBI 10 BB 3 SO 10 LOB 14
Eddie Pérez, R OBP: 0.296, SLG: 0.369 Jorge Fabregas, L OBP: 0.287, SLG: 0.307 (1, 2) (7, 2)		0-0 F9		2-1 HR 1B		0-1 HR	0-2 G6-4-3 1B		0-1 F9	4 2 3 1 0 0 0 1 0 0 0 0 0 1	
Kevin Millwood, R OBP: 0.194, SLG: 0.243 Bruce Chen, L Brian Hunter, R OBP: 0.370, SLG: 0.447 (1, 1) (8, 1) (9, 7)		1-3 K		0-0 HR		0-3 K	0-0 G6-4-3			4 1 1 2 0 2 1 0 0 0 0 0 0 0 0 0 0 0 0 0 0	
Inning Stats	R: 1 H: 1 E: 0 LOB: 2 K: 3 BB: 1 S: 13 P: 19	R: 0 H: 0 E: 0 LOB: 0 K: 1 BB: 0 S: 6 P: 8	R: 1 H: 2 E: 0 LOB: 1 K: 1 BB: 0 S: 15 P: 22	R: 2 H: 2 E: 0 LOB: 0 K: 2 BB: 0 S: 13 P: 19	R: 2 H: 2 E: 0 LOB: 1 K: 0 BB: 1 S: 8 P: 15	R: 3 H: 3 E: 1 LOB: 2 K: 1 BB: 1 S: 11 P: 15	R: 2 H: 3 E: 0 LOB: 0 K: 1 BB: 0 S: 10 P: 13	R: 0 H: 0 E: 0 LOB: 0 K: 0 BB: 0 S: 5 P: 8	R: 0 H: 1 E: 0 LOB: 1 K: 1 BB: 0 S: 8 P: 9	1B: 6 SF: 1 2B: 5 SAC: 0 3B: 0 DP: 1 HR: 3 HBP: 1	WP: 0 PA: 44 PB: 0 SB: 0 CS: 0
PITCHER Buddy Carlyle, R ERA: 6.33 Carlos Almanzar, R ERA: 7.01 Heath Murray, L ERA: 5.6 Matt Whiteside, R ERA: 22.95 Domingo Guzman, R ERA: 10.13	IP WLS BF H R ER SO BB IBB HBP BLK WP HR S P ERA WHIP	5.0 L 24 7 6 6 7 2 0 1 0 0 0 1 55 83 10.80 1.800	0.1 5 3 3 2 1 0 0 0 0 0 0 2 9 9 54.00 9.000	0.2 3 0 0 0 0 1 0 0 0 0 0 0 2 6 0.00 1.500	1.0 5 3 2 2 1 0 0 0 0 0 0 0 10 13 18.00 3.000	1.0 3 0 0 0 0 0 0 0 0 0 0 0 5 8 0.00 0.000	PITCHER Dan Miceli, R ERA: 4.12	IP WLS BF H R ER SO BB IBB HBP BLK WP HR S P ERA WHIP	1.0 4 1 0 0 0 1 0 0 0 0 0 0 0 8 9 0.00 1.000		

Atlanta Braves @ San Diego Padres
Qualcomm Stadium, San Diego, CA
Tue Sep 14 1999, 10:05 PM EDT
Att. 18,068 - Unknown - 70 F

livebaseballscorecards.com



Batter	1	2	3	4	5	6	7	8	9	AB R H RBI BB SO LOB
Quilvio Veras, S (1, 4) OBP: 0.365, SLG: 0.370 David Newhan, L (7, 4) OBP: 0.133, SLG: 0.267	2-2 1B		1-1 L7		3-3 K		1-3 K		1-2 E6 1B	3 0 1 0 0 1 0 2 0 0 0 0 1 4
Tony Gwynn, L (1, 9) OBP: 0.372, SLG: 0.465 Gary Matthews, S (6, PR) OBP: 0.462, SLG: 0.222	1-0 G4-3		0-0 F8			2-1 1B		1-3 K	1-1 1B	3 0 1 0 0 0 1 2 0 1 2 0 1 0
Reggie Sanders, R (1, 8) OBP: 0.385, SLG: 0.532 Ruben Rivera, R (7, 8) OBP: 0.293, SLG: 0.382	0-1 G6-3			0-1 G6-3		1-3 K		2-3 K	1-0 F7	3 0 0 0 0 1 2 2 0 0 0 0 1 2
Phil Nevin, R (1, 5) OBP: 0.353, SLG: 0.563 Matt Whiteside, R (7, 1) Domingo Guzman, R (8, 1) Wiki Gonzalez, R (8, PH) OBP: 0.315, SLG: 0.385 Dan Miceli, R (9, 1)	3-1 F9			1-3 K		3-3 K		2-2 F9		3 0 0 0 0 2 2 0 0 0 0 0 0 0 0 0 0 0 0 0 0 1 0 0 0 0 0 0 0 0 0 0 0 0 0
John Vander Wal, L (1, 7) OBP: 0.373, SLG: 0.435		1-1 F7		4-1 1B BB		3-3 K			4-1 BB 1B SF7 BB	2 1 0 0 2 1 1
Wally Joyner, L (1, 3) OBP: 0.355, SLG: 0.322		0-0 L9		1-0 1B			3-1 F8		3-2 E BB 1B	4 1 2 0 0 0 0
Ben Davis, S (1, 2) OBP: 0.313, SLG: 0.370		0-3 K		0-3 K			4-2 1B BB		2-2 P3	3 0 0 0 1 2 4
Chris Gomez, R (1, 6) OBP: 0.345, SLG: 0.324 Damian Jackson, R (7, 6) OBP: 0.328, SLG: 0.358			1-0 HR		2-3 K		2-3 K		4-1 E 1B BB	2 1 1 1 0 1 0 1 1 0 0 1 1 1
Buddy Carlyle, L (1, 1) OBP: 0.333, SLG: 0.200 Mike Darr, L (5, PH) OBP: 0.282, SLG: 0.286 Carlos Almanzar, R (6, 1) Heath Murray, L (6, 1) OBP: 0.231, SLG: 0.167 Dave Magadan, L (7, 5) OBP: 0.373, SLG: 0.355			0-3 K		3-3 K		1-0 1B		1-1 SF7	1 0 0 0 0 1 0 1 0 0 0 0 1 0 0 0 0 0 0 0 0 0 0 0 0 0 0 0 1 0 1 1 0 0 0

Inning Stats	R: 0 E: 0 K: 8 S: 8	H: 1 LOB: 1 BB: 0 P: 14	R: 0 E: 0 K: 1 S: 6	H: 0 LOB: 0 BB: 0 P: 7	R: 1 E: 0 K: 1 S: 8	H: 1 LOB: 0 BB: 0 P: 10	R: 0 E: 0 K: 2 S: 11	H: 1 LOB: 2 BB: 1 P: 17	R: 0 E: 0 K: 3 S: 10	H: 0 LOB: 0 BB: 0 P: 18	R: 0 E: 0 K: 3 S: 11	H: 1 LOB: 1 BB: 0 P: 20	R: 0 E: 0 K: 2 S: 12	H: 1 LOB: 2 BB: 1 P: 23	R: 0 E: 0 K: 2 S: 10	H: 0 LOB: 0 BB: 0 P: 15	R: 3 E: 1 K: 0 S: 18	H: 2 LOB: 2 BB: 2 P: 35	1B: 6 2B: 0 3B: 0 HR: 1	SF: 1 SAC: 0 DP: 0 HBP: 0
--------------	------------------------------	----------------------------------	------------------------------	---------------------------------	------------------------------	----------------------------------	-------------------------------	----------------------------------	-------------------------------	----------------------------------	-------------------------------	----------------------------------	-------------------------------	----------------------------------	-------------------------------	----------------------------------	-------------------------------	----------------------------------	----------------------------------	------------------------------------

PITCHER	IP	WLS	BF	H	R	ER	SO	BB	IBB	HBP	BLK	WP	HR	S	P	ERA	WHIP
Kevin Millwood, R (1, 1) ERA: 2.85	7.0	W	28	5	1	1	12	2	0	0	0	0	1	66	109	1.29	1.000
Bruce Chen, L (8, 1) ERA: 6.43	1.0		3	0	0	0	2	0	0	0	0	0	0	10	15	0.00	0.000
Everett Stull, R (9, 1) ERA: 13.5	0.2		7	2	3	1	0	2	0	0	0	0	0	17	33	13.50	6.000
David Cortes, R (9, 1) ERA: 6.75	0.1		1	0	0	0	0	0	0	0	0	0	0	1	2	0.00	0.000

BOTTOM

Atlanta Braves @ San Diego Padres
 Qualcomm Stadium, San Diego, CA
 Tue Sep 14 1999, 10:05 PM EDT
 Att: 18,068 - Unknown - 70 F

livebaseballscorecards.com

AB	34
R	4
H	7
RBI	4
BB	4
SO	14
LOB	17



WP	PA
0	39
0	
0	
0	

Batter	1	2	3	4	5	6	7	8	9	AB R H RBI BB SO LOB	TOP											
Gerald Williams, R (1, 7) OBP: 0.334, SLG: 0.459	0-2 P3		2-1 G5-3			1-0 G6-3 WP 1-2 1B		2-3 K		4 0 1 0 0 1 1												
Bret Boone, R (1, 4) OBP: 0.303, SLG: 0.410	1-1 G1-3			1-3 K		2-2 G6-3		1-2 L8		4 0 0 1 0 1 1												
10 Chipper Jones, S (1, 5) OBP: 0.443, SLG: 0.632	4-1 FC5-4 BB			2-0 G6-4-3 1B		2-3 K		0-0 G6-3		3 0 1 0 1 1 1												
Brian Jordan, R (1, 9) OBP: 0.349, SLG: 0.466	0-0 FC5-4 1-2f			2-0 G6-4-3 1-2f		2-3 K		1-3 K		4 0 0 0 0 2 2												
Ryan Klesko, L (1, 3) OBP: 0.381, SLG: 0.548		0-0 L6			0-0 P4		1-0 1B 1B			3 0 1 0 0 0 0												
Andruw Jones, R (1, 8) OBP: 0.362, SLG: 0.488		2-2 P4			4-0 G6-4-3 BB		0-0 1-2 G6-4-3 1B			2 0 1 0 1 0 0												
José Hernández, R (1, 6) OBP: 0.340, SLG: 0.426		2-3 K			2-0 G6-4-3 1-2f		2-0 G6-4-3 1-2f			3 0 0 0 0 1 3												
Eddie Pérez, R (1, 2) OBP: 0.300, SLG: 0.367			1-2 P6			1-0 WP G6-3 1B HBP		4-0 G4-6-3 BB		1 1 0 0 1 0 0												
Otis Nixon, S (8, PR) OBP: 0.288, SLG: 0.216										0 0 0 0 0 0 0												
Greg Myers, L (8, 2) OBP: 0.348, SLG: 0.388										0 0 0 0 0 0 0												
29 John Smoltz, R (1, 1) OBP: 0.300, SLG: 0.345			2-3 K			1-3 K		1-2 G4-6-3 1-2f		2 0 0 0 0 2 1												
Keith Lockhart, L (8, PH) OBP: 0.325, SLG: 0.301										1 0 0 0 0 0 1												
Mike Remlinger, L (8, 1)										0 0 0 0 0 0 0												
Inning Stats	R: 0 E: 0 K: 0 S: 7	H: 0 LOB: 1 BB: 1 P: 12	R: 0 E: 0 K: 1 S: 8	H: 0 LOB: 0 BB: 0 P: 12	R: 0 E: 0 K: 1 S: 8	H: 0 LOB: 0 BB: 0 P: 13	R: 0 E: 0 K: 1 S: 5	H: 1 LOB: 0 BB: 0 P: 10	R: 0 E: 0 K: 0 S: 2	H: 0 LOB: 0 BB: 1 P: 8	R: 1 E: 0 K: 2 S: 10	H: 1 LOB: 1 BB: 0 P: 17	R: 0 E: 0 K: 1 S: 7	H: 2 LOB: 1 BB: 0 P: 12	R: 0 E: 0 K: 1 S: 6	H: 0 LOB: 1 BB: 1 P: 13	R: 0 E: 0 K: 1 S: 7	H: 0 LOB: 0 BB: 0 P: 9	1B: 4 2B: 0 3B: 0 HR: 0	SF: 0 SAC: 0 DP: 4 HBP: 1	WP: 1 PB: 0 SB: 0 CS: 0	PA: 31
PITCHER	IP WLS BF H R ER SO BB IBB HBP BLK WP HR S P ERA WHIP																					
Matt Clement, R (1, 1) ERA: 4.62	7.0 W 26 4 1 1 6 3 0 1 0 1 0 47 88 1.29 1.000																					
Donne Wall, R (8, 1) ERA: 2.95	1.0 H 2 0 0 0 1 0 0 0 0 0 0 6 9 0.00 0.000																					
Trevor Hoffman, R (9, 1) ERA: 2.25	1.0 S 3 0 0 0 1 0 0 0 0 0 0 7 9 0.00 0.000																					

Atlanta Braves @ San Diego Padres
Qualcomm Stadium, San Diego, CA
Wed Sep 15 1999, 10:35 PM EDT
Att. 18,177 - Unknown - 64 F

livebaseballscorecards.com

AB	27
R	1
H	4
RBI	1
BB	3
SO	8
LOB	10



Batter	1	2	3	4	5	6	7	8	9	AB	R	H	RBI	BB	SO	LOB
Quilvio Veras, S OBP: 0.364, SLG: 0.369 (1, 4)	1-0 G1-3 2B 1B	2-1 G6-3		0-1 G4-3			0-0 B4-3			4	1	1	0	0	0	2
Eric Owens, R OBP: 0.336, SLG: 0.403 (1, 8) (7, 7)	2-1 G1-3 1-2		1-2 G6-3		0-0 G4-3		1-2 G4-3			4	0	0	0	0	0	1
Tony Gwynn, L OBP: 0.373, SLG: 0.471 (1, 9)	2-0 2-H 2B		2-1 2B		0-1 G4-3			0-0 F8		4	0	2	1	0	0	0
Phil Nevin, R OBP: 0.354, SLG: 0.559 (1, 5)	4-2 BB		4-0 G6-4-3 BB		2-1 G1-3			0-0 F9		2	0	0	0	2	0	0
John Vander Wal, L OBP: 0.369, SLG: 0.429 Ruben Rivera, R OBP: 0.294, SLG: 0.382 (1, 7) (7, 8)	1-3 K		2-1 G6-4-3 1-2f 2-3		2-1 G1-3			4-2 HR BB		3	0	0	0	0	1	4
Wally Joyner, L OBP: 0.357, SLG: 0.334 (1, 3)	2-3 K			0-0 G5-3 1B 1B		3-2 F8		2-2 1-H HR		4	1	2	2	0	1	2
Ben Davis, S OBP: 0.323, SLG: 0.393 (1, 2)		0-0 HR		0-0 G5-3 1B 1-2 1B		3-1 1B		2-2 1B		4	1	4	1	0	0	0
Chris Gomez, R OBP: 0.339, SLG: 0.318 (1, 6)		0-0 P3		3-1 G5-3 1-2 2-3		3-2 G4-3		0-1 G4-3		4	0	0	0	0	0	4
Matt Clement, R OBP: 0.154, SLG: 0.083 Donne Wall, R Trevor Hoffman, R OBP: 0.333, SLG: 0.667 (1, 1) (8, 1) (9, 1)		0-3 K		1-3 K			0-3 K			3	0	0	0	0	3	2
										0	0	0	0	0	0	0
										0	0	0	0	0	0	0

Inning Stats	R: 1	H: 2	E: 0	K: 2	S: 12	LOB: 2	BB: 1	P: 24	R: 1	H: 1	E: 0	K: 1	S: 7	LOB: 0	BB: 0	P: 9	R: 0	H: 1	E: 0	K: 0	S: 7	LOB: 1	BB: 1	P: 16	R: 0	H: 2	E: 0	K: 1	S: 9	LOB: 2	BB: 0	P: 13	R: 0	H: 0	E: 0	K: 0	S: 5	LOB: 0	BB: 0	P: 7	R: 0	H: 1	E: 0	K: 0	S: 11	LOB: 1	BB: 0	P: 22	R: 0	H: 0	E: 0	K: 1	S: 7	LOB: 0	BB: 0	P: 8	R: 2	H: 2	E: 0	K: 0	S: 13	LOB: 1	BB: 1	P: 21
1B: 5	SF: 0	2B: 2	SAC: 0	3B: 0	DP: 1	HR: 2	HBP: 0	WP: 0	PA: 35																																																							

PITCHER	IP	WLS	BF	H	R	ER	SO	BB	IBB	HBP	BLK	WP	HR	S	P	ERA	WHIP
29 John Smoltz, R ERA: 3.51	(1, 1)	7.0	L	29	7	2	5	2	0	0	0	0	1	58	99	2.57	1.286
Mike Remlinger, L ERA: 2.36	(8, 1)	1.0		6	2	2	0	1	0	0	0	0	1	13	21	18.00	3.000

BOTTOM

Atlanta Braves @ San Diego Padres
Qualcomm Stadium, San Diego, CA

Wed Sep 15 1999, 10:35 PM EDT
Att: 18,177 - Unknown - 64 F

AB	32
R	4
H	9
RBI	4
BB	3
SO	5
LOB	15

Batter	1	2	3	4	5	6	7	8	9	AB R H RBI BB SO LOB	TOP
Marvin Benard, L (1, 8) OBP: 0.357, SLG: 0.457	1-0 G4-3		3-3 K		1-1 F8		0-0 G4-3			4 0 0 0 0 1 0	San Francisco Giants @ San Diego Padres Qualcomm Stadium, San Diego, CA Fri Sep 17 1999, 10:05 PM EDT Att. 29,028 - Cloudy - 67 F
Bill Mueller, S (1, 5) OBP: 0.395, SLG: 0.357	2-0 G4-3 HR 1B		1-3 K		0-1 G4-3		0-0 G3			4 1 1 0 0 1 0	
Barry Bonds, L (1, 7) OBP: 0.399, SLG: 0.622	3-2 G4-3 1-2		2-2 BB 1B		0-0 L7			2-2 G4-3		4 0 1 0 0 0 1	
Jeff Kent, R (1, 4) OBP: 0.380, SLG: 0.534	0-1 HR 2-H		4-1 BB 1-2		3-3 K			0-1 G6-3		3 1 1 2 1 1 0	
J.T. Snow, L (1, 3) OBP: 0.375, SLG: 0.445	0-2 1B		2-0 G4-3		1-1 F8			0-0 G5-3		4 0 1 0 0 0 2	
Armando Rios, L (1, 9) OBP: 0.416, SLG: 0.496		2-3 K		2-0 G4-3		1-2 HR 1B		2-2 G6-3		3 1 1 0 0 1 0	
Ellis Burks, R (9, PH) OBP: 0.394, SLG: 0.571										1 0 0 0 0 0 0	
Rich Aurilia, R (1, 6) OBP: 0.336, SLG: 0.441		2-1 FC5-4 1B		0-0 G1-3 2B		1 SAFE 3-2 HR 1-H		0-2 K		4 1 3 2 0 1 0	
Doug Mirabeli, R (1, 2) OBP: 0.329, SLG: 0.371		1-1 FC5-4 FC6-4 1-2f		2-2 G1-3 2-3		0-0 L7		2-3 K		4 0 0 0 0 1 2	
Joe Nathan, R (1, 1) OBP: 0.192, SLG: 0.200		2-2 FC6-4 1-2f		0-0 G6-3			2-3 K			3 0 0 0 0 1 2	
Alan Embree, L (8, 1)										0 0 0 0 0 0 0	
Jerry Spradlin, S (8, 1)										0 0 0 0 0 0 0	
Rich Rodriguez, L (8, 1) OBP: 1.000, SLG: 1.000										0 0 0 0 0 0 0	
Robb Nen, R (9, 1)										0 0 0 0 0 0 0	
Inning Stats	R: 2 H: 3 E: 0 LOB: 1 K: 0 BB: 0 S: 11 P: 17	R: 0 H: 1 E: 0 LOB: 1 K: 1 BB: 0 S: 10 P: 17	R: 0 H: 1 E: 0 LOB: 2 K: 2 BB: 1 S: 12 P: 24	R: 0 H: 1 E: 0 LOB: 1 K: 0 BB: 0 S: 6 P: 10	R: 0 H: 0 E: 0 LOB: 0 K: 0 BB: 0 S: 5 P: 6	R: 2 H: 2 E: 0 LOB: 0 K: 1 BB: 0 S: 14 P: 22	R: 0 H: 0 E: 0 LOB: 0 K: 1 BB: 0 S: 5 P: 7	R: 0 H: 0 E: 0 LOB: 0 K: 0 BB: 0 S: 7 P: 9	R: 0 H: 0 E: 0 LOB: 0 K: 2 BB: 0 S: 14 P: 18	1B: 5 SF: 0 2B: 1 SAC: 0 3B: 0 DP: 0 HR: 2 HBP: 0	WP: 0 PA: 35 PB: 0 SB: 0 CS: 0
PITCHER	IP WLS BF H R ER SO BB IBB HBP BLK WP HR S P ERA WHIP										
Andy Ashby, R (1, 1) ERA: 3.71	7.0 L 29 8 4 4 5 1 0 0 0 0 0 2 63 103 5.14 1.286										
Matt Whisenant, L (8, 1) ERA: 5.28	1.0 3 0 0 0 0 0 0 0 0 0 0 7 9 0.00 0.000										
Dan Miceli, R (9, 1) ERA: 4.06	1.0 3 0 0 0 0 2 0 0 0 0 0 0 14 18 0.00 0.000										



Batter	1	2	3	4	5	6	7	8	9	AB R H RBI BB SO LOB
Quilvio Veras, S OBP: 0.364, SLG: 0.367 (1, 4) FCBBBC	2-3 K		2-1 G5-3		2-1 G4-3			4-2 S 1B 1B BB	4-2 1-3 BB	3 1 0 0 2 1 0
Tony Gwynn, L OBP: 0.373, SLG: 0.469 (1, 9) BBB	4-0 G1-3 BB		0-0 G6-3			3-1 L8		3-2 1B S 1-2 1B	1-2 G4-3	4 0 1 0 1 0 2
Reggie Sanders, R OBP: 0.382, SLG: 0.527 (1, 7) BBX	2-0 G1-3			0-2 F8		3-3 K		3-0 P4		4 0 0 0 0 1 3
Phil Nevin, R OBP: 0.356, SLG: 0.562 (1, 5) CBBFFX	2-2 G4-3			1-0 G6-3		0-1 2B		0-2 1B		4 0 2 1 0 0 1
Wally Joyner, L OBP: 0.360, SLG: 0.336 (1, 3) Wiki Gonzalez, R OBP: 0.309, SLG: 0.377 (8, PH) David Newhan, L OBP: 0.133, SLG: 0.267 (9, 3) Dan Miceli, R (9, 1)		0-0 FC5-4 1B		4-0 BB		0-0 G3-1		2-3 K		2 0 1 0 1 0 1 1 0 0 0 0 1 2 0 0 0 0 0 0 0 0 0 0 0 0 0 0
Ben Davis, S OBP: 0.322, SLG: 0.391 (1, 2) FBBBCX		2-2 FC5-4 FC5-4 1-2f		2-0 G4-3			0-0 G6-3 1B	1-3 K		4 0 1 0 0 1 4
Ruben Rivera, R OBP: 0.294, SLG: 0.389 (1, 8) CXB		0-1 FC5-4 1-2f		1-1 HR			2-2 G6-3 1-2f		3-2 P3	4 1 1 1 0 0 2
Chris Gomez, R OBP: 0.339, SLG: 0.318 (1, 6) Eric Owens, R OBP: 0.335, SLG: 0.402 (9, PH)		1-0 SAFE F7		2-2 G6-3			1-0 1B	1-3 K		3 0 1 0 0 0 1 1 0 0 0 0 1 0
Andy Ashby, R OBP: 0.177, SLG: 0.169 (1, 1) John Vander Wal, L OBP: 0.368, SLG: 0.427 (7, PH) Matt Whisenant, R (8, 1) Dave Magadan, L OBP: 0.375, SLG: 0.358 (9, 3) Damian Jackson, R OBP: 0.328, SLG: 0.358 (9, PR)			2-2 G6-3		2-1 P4		1-0 P6		3-2 WP DI 1B	2 0 0 0 0 0 0 1 0 0 0 0 0 1 0 0 0 0 0 0 0 1 0 1 0 0 0 0 0 0 0 0 0 0 0

Inning Stats	R: 0 E: 0 K: 1 S: 9	H: 0 LOB: 1 BB: 1 P: 19	R: 0 E: 0 K: 0 S: 7	H: 1 LOB: 1 BB: 0 P: 10	R: 0 E: 0 K: 0 S: 6	H: 0 LOB: 0 BB: 0 P: 10	R: 0 E: 0 K: 0 S: 5	H: 0 LOB: 1 BB: 1 P: 12	R: 1 E: 0 K: 0 S: 9	H: 1 LOB: 0 BB: 0 P: 16	R: 0 E: 0 K: 1 S: 9	H: 1 LOB: 1 BB: 0 P: 15	R: 0 E: 0 K: 0 S: 7	H: 2 LOB: 1 BB: 0 P: 11	R: 1 E: 0 K: 2 S: 19	H: 2 LOB: 2 BB: 1 P: 32	R: 0 E: 0 K: 1 S: 17	H: 1 LOB: 2 BB: 1 P: 28	1B: 6 2B: 1 3B: 0 HR: 1	SF: 0 SAC: 0 DP: 1 HBP: 0
--------------	------------------------------	----------------------------------	------------------------------	----------------------------------	------------------------------	----------------------------------	------------------------------	----------------------------------	------------------------------	----------------------------------	------------------------------	----------------------------------	------------------------------	----------------------------------	-------------------------------	----------------------------------	-------------------------------	----------------------------------	----------------------------------	------------------------------------

PITCHER	IP	WLS	BF	H	R	ER	SO	BB	IBB	HBP	BLK	WP	HR	S	P	ERA	WHIP
Joe Nathan, R ERA: 3.95 (1, 1)	7.0	W	28	5	2	2	2	3	0	0	0	0	1	56	101	2.57	1.143
Alan Embree, L ERA: 3.0 (8, 1)	0.1	H	2	1	0	0	0	0	0	0	0	0	0	4	10	0.00	3.000
Jerry Spradlin, R ERA: 4.97 (8, 1)	0.0		1	1	0	0	0	0	0	0	0	0	0	3	3	∞	∞
Rich Rodriguez, L ERA: 4.92 (8, 1)	0.2	H	2	0	0	0	2	0	0	0	0	0	0	8	11	0.00	0.000
Robb Nen, R ERA: 3.55 (9, 1)	1.0	S	5	1	0	0	1	1	0	0	0	1	0	17	28	0.00	2.000

BOTTOM

San Francisco Giants @ San Diego Padres
Qualcomm Stadium, San Diego, CA

AB	34
R	2
H	8
RBI	2
BB	4
SO	5
LOB	17



WP: 1	PA: 38
PB: 0	
SB: 2	
CS: 0	

Fri Sep 17 1999, 10:05 PM EDT
Att: 29,028 - Cloudy - 67 F

livebaseballscorecards.com

Batter	1	2	3	4	5	6	7	8	9	AB R H RBI BB SO LOB	TOP											
F.P. Santangelo, S (1, 8) OBP: 0.411, SLG: 0.399	1-2 G5-3		0-1 F7			1-0 G4-3	2-3 K		0-0 F8	5 0 0 0 0 1 2												
Rich Aurilia, R (1, 6) OBP: 0.334, SLG: 0.438	1-1 G5-3		1-0 G6-3			2-0 F7	1-2 P6			3 0 0 0 0 0 1												
Wilson Delgado, S (7, PH) OBP: 0.355, SLG: 0.321	(7, 6)									1 0 0 0 0 0 0												
Barry Bonds, L (1, 7) OBP: 0.401, SLG: 0.635	0-2 HR				0-0 G6-3	3-1 FC5 2B		1-1 G1-4-3		3 1 2 1 0 0 0												
Marvin Benard, L (7, 7) OBP: 0.357, SLG: 0.456										1 0 0 0 0 0 0												
Jeff Kent, R (1, 4) OBP: 0.379, SLG: 0.532	2-3 K				0-0 G6-3	4-2 BB		0-3 K2-3		2 0 0 0 1 1 0												
Ramon Martinez, R (7, 5) OBP: 0.322, SLG: 0.415										1 0 0 0 0 1 0												
Ellis Burks, R (1, 9) OBP: 0.391, SLG: 0.566			1-2 G6-3		1-0 G4-3	2-2 FC5		0-1 G3		3 0 0 0 0 0 2												
Armando Rios, L (7, 9) OBP: 0.413, SLG: 0.492										1 0 0 0 0 0 0												
J.T. Snow, L (1, 3) OBP: 0.377, SLG: 0.448			0-2 G3-1		2-1 G6-3 1B		3-2 2B		2-2 E6 FC6-5	3 1 2 0 0 0 0												
Miguel Del Toro, R (7, 1) OBP: 0.429, SLG: 1.000										0 0 0 0 0 0 0												
Felix Rodriguez, R (8, 1) OBP: 0.429, SLG: 1.000										0 0 0 0 0 0 0												
Bill Mueller, S (9, PH) OBP: 0.394, SLG: 0.356										1 0 0 0 0 0 0												
Charlie Hayes, R (1, 5) OBP: 0.292, SLG: 0.314			3-2 P4		3-2 G6-3	1-1 HR 2B		1-0 FC6-5 2B G4-3		4 2 1 1 0 0 2												
Scott Servais, R (1, 2) OBP: 0.337, SLG: 0.411			0-1 SH1-4 1B		1-2 G1-4-3	1-0 F8		1-0 G4-3 2B		4 0 2 0 0 0 2												
Mark Gardner, R (1, 1) OBP: 0.167, SLG: 0.179					0-1 SH1-4	2-3 K		1-0 G4-3		0 0 0 0 0 0 0												
Calvin Murray, R (5, PH) OBP: 0.286, SLG: 0.333										1 0 0 0 0 0 1 1												
Bronswell Patrick, R (5, 1) OBP: 1.000, SLG: 1.000										0 0 0 0 0 0 0 0												
Rich Rodriguez, L (6, 1) OBP: 0.200, SLG: 0.200										0 0 0 0 0 0 0 0												
Julian Tavarez, L (6, 1) OBP: 0.200, SLG: 0.200										0 0 0 0 0 0 0 0												
Jay Cantizaro, R (7, PH) OBP: 0.500, SLG: 2.000			1-2 SH1-4				2-3 HR		1-0 G4-3	2 1 1 3 0 0 1												
Inning Stats	R: 1 E: 0 K: 1 S: 11	H: 1 LOB: 0 BB: 0 P: 15	R: 0 E: 0 K: 0 S: 9	H: 0 LOB: 0 BB: 0 P: 13	R: 0 E: 0 K: 0 S: 7	H: 1 LOB: 1 BB: 0 P: 8	R: 0 E: 0 K: 0 S: 3	H: 0 LOB: 0 BB: 0 P: 4	R: 0 E: 0 K: 1 S: 11	H: 1 LOB: 1 BB: 0 P: 19	R: 0 E: 0 K: 0 S: 9	H: 1 LOB: 2 BB: 1 P: 21	R: 3 E: 0 K: 1 S: 15	H: 3 LOB: 0 BB: 0 P: 24	R: 0 E: 0 K: 1 S: 7	H: 0 LOB: 0 BB: 0 P: 8	R: 1 E: 1 K: 0 S: 7	H: 1 LOB: 1 BB: 0 P: 12	1B: 2 2B: 4 3B: 0 HR: 2	SF: 0 SAC: 1 DP: 0 HBP: 0	WP: 0 PB: 0 SB: 0 CS: 0	PA: 37
PITCHER	IP WLS BF H R ER SO BB IBB HBP BLK WP HR S P ERA WHIP																					
Sterling Hitchcock, L (1, 1) ERA: 4.1	6.0 W 23 4 1 1 2 1 0 0 0 0 0 1 50 80 1.50 0.833																					
Carlos Reyes, R (7, 1) ERA: 3.41	1.0 6 3 3 3 1 0 0 0 0 0 0 1 15 24 27.00 3.000																					
Domingo Guzman, R (8, 1) ERA: 7.36	1.0 3 0 0 0 1 0 0 0 0 0 0 0 7 8 0.00 0.000																					
Heath Murray, L (9, 1) ERA: 5.48	1.0 5 1 1 0 0 0 0 0 0 0 0 0 7 12 0.00 1.000																					

San Francisco Giants @ San Diego Padres
Qualcomm Stadium, San Diego, CA
Sat Sep 18 1999, 4:10 PM EDT
Att. 42,265 - Cloudy - 70 F

AB	35
R	5
H	8
RBI	5
BB	1
SO	4
LOB	11



Batter	1	2	3	4	5	6	7	8	9	AB	R	H	RBI	BB	SO	LOB
Quilvio Veras, S (1, 4) OBP: 0.365, SLG: 0.375 David Newhan, L (6, PH) OBP: 0.129, SLG: 0.258 (7, 4)	3-1 HR		2-2 G4-3	1-1 P5		1B G1-3				4	2	2	3	0	0	0
Tony Gwynn, L (1, 9) OBP: 0.374, SLG: 0.469 Mike Darr, L (7, 9) OBP: 0.275, SLG: 0.278	1-1 G3-1		0-0 BB 1B		1-2 F7	0-1 1B 2B 1B	2-3 K			4	1	2	1	0	0	0
Reggie Sanders, R (1, 7) OBP: 0.383, SLG: 0.525 Eric Owens, R (7, 7) OBP: 0.334, SLG: 0.401	0-3 K		0-0 P7		0-0 1B 1B	1-0 1B 2B HBP	0-0 F8			3	1	1	0	0	1	1
Phil Nevin, R (1, 5) OBP: 0.357, SLG: 0.558	0-1 F8		4-0 1B 1B BB		1-3 K	2-2 1B 2B 1B	3-2 F8			4	1	1	1	1	1	1
Wally Joyner, L (1, 3) OBP: 0.366, SLG: 0.342		4-1 1B SF8 BB	3-1 G3-1		4-0 1B BB FC4 BB	1-0 1B 2B		0-1 1B		3	1	2	3	2	0	2
Wiki Gonzalez, R (1, 2) OBP: 0.317, SLG: 0.397		0-0 1B		1-2 HR 2B	1-2 FC4	1-2 G6-3		1-2 F8		5	1	2	0	0	0	4
Ruben Rivera, R (1, 8) OBP: 0.295, SLG: 0.387		1-3 K		3-3 K		1B 1B HBP		3-3 K		4	1	1	0	0	3	4
Damian Jackson, R (1, 6) OBP: 0.329, SLG: 0.367		3-0 SF8		0-1 HR		1B P3		1-0 P6		4	2	2	3	0	0	3
Sterling Hitchcock, L (1, 1) OBP: 0.133, SLG: 0.088 John Vander Wal, L (6, PH) OBP: 0.370, SLG: 0.427 Carlos Reyes, S (7, 1) Domingo Guzman, R (8, 1) Heath Murray, L (9, 1) OBP: 0.231, SLG: 0.167		2-3 K		1-2 G6-3		1B BB				3	1	0	0	0	1	3

Inning Stats	R: 1	H: 1	E: 0	LOB: 0	K: 1	P: 13	R: 1	H: 1	E: 0	LOB: 1	K: 2	P: 21	R: 0	H: 1	E: 0	LOB: 2	K: 0	P: 16	R: 2	H: 2	E: 0	LOB: 0	K: 1	P: 19	R: 0	H: 1	E: 0	LOB: 2	K: 1	P: 17	R: 7	H: 6	E: 1	LOB: 3	K: 0	P: 42	R: 0	H: 0	E: 0	LOB: 0	K: 1	P: 12	R: 0	H: 1	E: 0	LOB: 1	K: 1	P: 14
1B: 9	SF: 1	3B: 0	SAC: 0	DP: 0	HBP: 2	HR: 2	WP: 0	PA: 44	1B: 9	SF: 1	3B: 0	SAC: 0	DP: 0	HBP: 2	HR: 2	WP: 0	PA: 44	1B: 9	SF: 1	3B: 0	SAC: 0	DP: 0	HBP: 2	HR: 2	WP: 0	PA: 44	1B: 9	SF: 1	3B: 0	SAC: 0	DP: 0	HBP: 2	HR: 2	WP: 0	PA: 44	1B: 9	SF: 1	3B: 0	SAC: 0	DP: 0	HBP: 2	HR: 2	WP: 0	PA: 44				

PITCHER	IP	WLS	BF	H	R	ER	SO	BB	IBB	HBP	BLK	WP	HR	S	P	ERA	WHIP
Mark Gardner, R (1, 1) ERA: 6.4	4.0	L	19	5	4	4	4	2	0	0	0	0	0	2	69	9.00	1.750
Bronswell Patrick, R (5, 1) ERA: 9.0	1.0		9	4	4	4	1	1	0	0	0	0	0	20	31	36.00	5.000
Rich Rodriguez, L (6, 1) ERA: 5.09	0.0		1	1	0	0	0	0	0	0	0	0	0	2	2	∞	∞
Julian Tavaraz, R (6, 1) ERA: 5.98	1.0		8	2	3	2	0	1	0	2	0	0	0	14	26	18.00	3.000
Miguel Del Toro, R (7, 1) ERA: 5.4	1.0		3	0	0	0	1	0	0	0	0	0	0	7	12	0.00	0.000

BOTTOM

San Francisco Giants @ San Diego Padres
 Qualcomm Stadium, San Diego, CA

Sat Sep 18 1999, 4:10 PM EDT
 Att: 42,265 - Cloudy - 70 F

AB	37
R	11
H	13
RBI	11
BB	4
SO	7
LOB	21

PITCHER	IP	WLS	BF	H	R	ER	SO	BB	IBB	HBP	BLK	WP	HR	S	P	ERA	WHIP
Felix Rodriguez, R (8, 1) ERA: 3.86	1.0		4	1	0	0	1	0	0	0	0	0	0	9	14	0.00	1.000

Batter	1	2	3	4	5	6	7	8	9	AB R H RBI BB SO LOB	TOP											
Marvin Benard, L (1, 8) OBP: 0.354, SLG: 0.453	0-1 L6		1-2 P6	0-0 G4-3			0-0 F9			4 0 0 0 0 0 3												
Bill Mueller, S (1, 5) OBP: 0.393, SLG: 0.355	1-1 G3-1		1-1 BB 1B			3-2 K	3-3 K			4 0 1 0 0 2 1												
Barry Bonds, L (1, 7) OBP: 0.400, SLG: 0.629	1-3 K		4-1 1B 1-2 BB			1-3 K		2-2 G3-1		3 0 0 0 1 2 0												
Jeff Kent, R (1, 4) OBP: 0.380, SLG: 0.532		2-1 BB HR 1B	0-1 1-2 2-H 1B			3-2 F9		0-2 F9		4 1 2 0 0 0 0												
J.T. Snow, L (1, 3) OBP: 0.378, SLG: 0.448		4-1 1-2 HR BB	2-1 G4-3			1-2 G5-4-3 1B		1-1 F8		3 1 1 0 1 0 2												
Ellis Burks, R (1, 9) OBP: 0.394, SLG: 0.575		1-1 1-H 2-H HR		4-2 FC2-5 1B BB		0-1 G5-4-3		0-1 G6-4-3 1B		3 1 2 3 1 0 1												
Brent Mayne, L (1, 2) OBP: 0.394, SLG: 0.438		0-2 F7		1-2 L9		0-1 1B		1-3 K		4 0 1 0 0 1 2												
Rich Aurilia, R (1, 6) OBP: 0.333, SLG: 0.437		1-1 P6		0-2 FC2-5 1B		1-0 G5-3		0-1 G6-4-3		4 0 1 0 0 0 2												
Shawn Estes, R (1, 1) OBP: 0.206, SLG: 0.203		1-2 F8		0-0 FC2-5			1-2 CS 1B			3 0 1 0 0 0 2												
Felix Rodriguez, R (7, 1) OBP: 0.429, SLG: 1.000				1-2 2-3f						0 0 0 0 0 0 0												
Inning Stats	R: 0 E: 0 K: 1 S: 7	H: 0 LOB: 0 BB: 0 P: 9	R: 3 E: 0 K: 0 S: 13	H: 2 LOB: 0 BB: 1 P: 22	R: 0 E: 0 K: 0 S: 10	H: 2 LOB: 2 BB: 1 P: 18	R: 0 E: 0 K: 0 S: 12	H: 1 LOB: 2 BB: 1 P: 17	R: 0 E: 0 K: 2 S: 11	H: 0 LOB: 0 BB: 0 P: 18	R: 0 E: 0 K: 0 S: 8	H: 2 LOB: 1 BB: 0 P: 10	R: 0 E: 0 K: 1 S: 7	H: 1 LOB: 1 BB: 0 P: 11	R: 0 E: 0 K: 0 S: 8	H: 0 LOB: 0 BB: 0 P: 11	R: 0 E: 0 K: 1 S: 7	H: 1 LOB: 0 BB: 0 P: 8	1B: 8 2B: 1 3B: 0 HR: 1	SF: 0 SAC: 0 DP: 3 HBP: 0	WP: 0 PB: 0 SB: 0 CS: 1	PA: 35
PITCHER	IP WLS BF H R ER SO BB IBB HBP BLK WP HR S P ERA WHIP																					
Woody Williams, R (1, 1) ERA: 4.58	7.0 W 29 8 3 3 4 3 0 0 0 0 0 1 68 105 3.86 1.571																					
Matt Whisenant, L (8, 1) ERA: 5.15	1.0 H 3 0 0 0 0 0 0 0 0 0 0 0 8 11 0.00 0.000																					
Trevor Hoffman, R (9, 1) ERA: 2.22	1.0 S 3 1 0 0 1 0 0 0 0 0 0 0 7 8 0.00 1.000																					

San Francisco Giants @ San Diego Padres
Qualcomm Stadium, San Diego, CA
Sun Sep 19 1999, 8:05 PM EDT
Att. 32,443 - Unknown - 70 F

AB	32
R	3
H	9
RBI	3
BB	3
SO	5
LOB	13



BOTTOM

San Francisco Giants @ San Diego Padres
Qualcomm Stadium, San Diego, CA

AB	31
R	6
H	9
RBI	6
BB	5
SO	5
LOB	16



WP	1	PA	37
PB	0		
SB	1		
CS	0		

Sun Sep 19 1999, 8:05 PM EDT
Att: 32,443 - Unknown - 70 F

livebaseballscorecards.com

AB R H RBI BB SO LOB

3 2 1 0 2 0 1
4 1 2 1 0 1 1
0 0 0 0 0 0 0
0 0 0 0 0 0 0

3 1 2 1 1 0 0

4 0 1 2 0 1 4

4 0 0 1 0 1 4

4 0 0 0 0 1 4

4 1 2 1 0 0 0

3 1 1 0 1 0 1

2 0 0 0 0 1 1
0 0 0 0 1 0 0

1B: 6 SF: 0
2B: 3 SAC: 1
3B: 0 DP: 1
HR: 1 HBP: 0

Batter	1	2	3	4	5	6	7	8	9
Quilvio Veras, S OBP: 0.368, SLG: 0.374 (1, 4)	1-1 BB 1B FC5-2 1B	1-0 P3			4-1 WP 2B BB		4-1 1B 1B 2-3 BB	0-0 F7	
Tony Gwynn, L OBP: 0.376, SLG: 0.469 Matt Whisenant, R (8, 1)	1-1 FC5-2 BB 1-2 1B		2-3 K		0-0 F7		2-0 1B 1B 1-3 1B 3-H		
Trevor Hoffman, R OBP: 0.333, SLG: 0.667 (9, 1)									
Reggie Sanders, R OBP: 0.386, SLG: 0.529 (1, 7) (8, 9)	4-2 FC5-2 BB 1-2 2-3		1-2 P3		2-2 1-H 2B		3-1 1B 1B 1-2 G5-3		
Phil Nevin, R OBP: 0.355, SLG: 0.554 (1, 5)	2-1 FC5-2 FC6-4 1-2 2-3 3-H		0-2 F9		2-3 K		1-1 G5-3 1B 1-3 2-H 3-H		
Eric Owens, R OBP: 0.331, SLG: 0.397 (1, 3) (8, 7)	2-3 K			0-0 G3		0-1 G6-3	2-2 G5-3 1-2 3-H		
Wiki Gonzalez, R OBP: 0.297, SLG: 0.371 (1, 2)	0-0 FC6-4			2-3 K2-3		3-1 G6-3	3-2 F7		
Ruben Rivera, R OBP: 0.297, SLG: 0.399 (1, 8)		0-0 HR		2-0 2B		0-0 F9		3-2 P5	
Damian Jackson, R OBP: 0.330, SLG: 0.367 (1, 6)		2-0 F7-4 1B		1-0 P6			4-0 S SH1-4 1B BB	3-2 P2	
Woody Williams, R OBP: 0.200, SLG: 0.224 Wally Joyner, L OBP: 0.368, SLG: 0.342 (1, 1) (8, 3)		0-2 F7-4			1-3 K		0-1 SH1-4	4-2 BB	

Inning Stats	R: 0 H: 2 E: 0 K: 12 S: 12	R: 1 H: 2 E: 0 K: 0 S: 6	R: 0 H: 0 E: 0 K: 1 S: 10	R: 0 H: 1 E: 0 K: 1 S: 6	R: 1 H: 1 E: 0 K: 2 S: 12	R: 0 H: 0 E: 0 K: 5 S: 5	R: 4 H: 3 E: 0 K: 0 S: 19	R: 0 H: 0 E: 0 K: 10 S: 10
--------------	----------------------------	--------------------------	---------------------------	--------------------------	---------------------------	--------------------------	---------------------------	----------------------------

PITCHER	IP	WLS	BF	H	R	ER	SO	BB	IBB	HBP	BLK	WP	HR	S	P	ERA	WHIP
Shawn Estes, L ERA: 4.63 (1, 1)	6.1	L	30	8	6	6	5	4	0	0	0	1	1	57	103	8.53	1.895
Felix Rodriguez, R ERA: 3.75 (7, 1)	1.2		7	1	0	0	0	1	0	0	0	0	0	23	39	0.00	1.200

ERA WHIP

Batter	1	2	3	4	5	6	7	8	9	AB	R	H	RBI	BB	SO	LOB	TOP										
Pokey Reese, R (1, 4) OBP: 0.321, SLG: 0.412 Chris Stynes, R (9, 4) OBP: 0.306, SLG: 0.297	1-0 G5-3		1-3 K	2-3 K			3-1 F9	2-1 HR 1B		5	1	1	0	0	2	1											
Barry Larkin, R (1, 6) OBP: 0.396, SLG: 0.432 Gookie Dawkins, R (8, PH) OBP: 0.250, SLG: 0.143	4-0 FC4-6 BB		4-2 2B BB		4-0 S BB		4-1 FC5-4 BB	1-3 K		0	1	0	0	4	0	0											
Sean Casey, L (1, 3) OBP: 0.405, SLG: 0.545	2-0 FC4-6 1-2f		0-0 1-H 2B		2-3 K		1-0 FC5-4 1-2f	2-0 HR 1B		5	1	2	2	0	1	3											
Greg Vaughn, R (1, 7) OBP: 0.344, SLG: 0.527 Jeffrey Hammonds, R (8, 7) OBP: 0.343, SLG: 0.520	1-3 K		1-2 F8		2-3 K			1B 1B E		5	2	2	3	0	2	3											
Dmitri Young, S (1, 9) OBP: 0.354, SLG: 0.510 Mike Cameron, R (8, PR) OBP: 0.352, SLG: 0.470		1-2 G3		0-0 E 2B		2-3 K		1B 1B F8		4	1	2	0	0	1	1											
Eddie Taubensee, L (1, 2) OBP: 0.353, SLG: 0.526 Brian Johnson, R (9, PH) OBP: 0.285, SLG: 0.426		0-1 HR		0-0 2-H 1B 2B		1-1 CS 1B		2-1 E1 3B 1B	3-3 K	4	3	4	2	0	0	0											
Michael Tucker, L (1, 8) OBP: 0.335, SLG: 0.418		1-3 K		0-0 3-H 1B		1-3 K		2-0 1-H 3B 1B	1-3 K	5	1	2	3	0	3	1											
Aaron Boone, R (1, 5) OBP: 0.333, SLG: 0.462 Mark Lewis, R (9, PH) OBP: 0.291, SLG: 0.466		0-1 G6-3		1-0 G6-3 1-2 2B		3-3 K		1-2 G3	1-1 G1-3	4	0	1	0	0	1	3											
Denny Neagle, L (1, 1) OBP: 0.212, SLG: 0.219 Stan Belinda, R (9, 1) OBP: 0.250, SLG: 0.250			2-2 G6-3	0-0 G6-3 2-3			0-0 G6-3	0-0 1B 1B		4	1	1	1	0	0	1											
Inning Stats	R: 0 E: 0 K: 1 S: 5	H: 0 LOB: 1 BB: 1 P: 13	R: 1 E: 0 K: 1 S: 10	H: 1 LOB: 0 BB: 0 P: 12	R: 1 E: 0 K: 1 S: 12	H: 1 LOB: 1 BB: 1 P: 20	R: 2 E: 1 K: 1 S: 8	H: 4 LOB: 1 BB: 0 P: 11	R: 0 E: 0 K: 3 S: 11	H: 0 LOB: 1 BB: 1 P: 21	R: 0 E: 0 K: 2 S: 9	H: 1 LOB: 1 BB: 0 P: 14	R: 0 E: 0 K: 0 S: 5	H: 0 LOB: 1 BB: 1 P: 13	R: 8 E: 1 K: 1 S: 21	H: 8 LOB: 1 BB: 0 P: 36	R: 0 E: 0 K: 2 S: 8	H: 0 LOB: 0 BB: 0 P: 13	1B: 8 2B: 5 3B: 1 HR: 2	SF: 0 SAC: 0 DP: 1 HBP: 0	WP: 0 PB: 0 SB: 1 CS: 2	PA: 44					
PITCHER	IP	WLS	BF	H	R	ER	SO	BB	IBB	HBP	BLK	WP	HR	S	P	ERA	WHIP										
Buddy Carlyle, R (1, 1) ERA: 6.49	5.0	L	23	6	4	4	7	3	0	0	0	0	1	46	77	7.20	1.800										
Heath Murray, L (6, 1) ERA: 5.25	2.0		7	1	0	0	2	1	0	0	0	0	0	14	27	0.00	1.000										
Domingo Guzman, R (8, 1) ERA: 17.18	0.0		4	4	5	5	0	0	0	0	0	0	0	5	9	∞	∞										
Carlos Almanzar, R (8, 1) ERA: 7.82	1.0		7	4	3	3	1	0	0	0	0	0	1	16	27	27.00	4.000										
Matt Whiteside, R (9, 1) ERA: 19.96	1.0		3	0	0	0	2	0	0	0	0	0	0	8	13	0.00	0.000										

Cincinnati Reds @ San Diego Padres
Qualcomm Stadium, San Diego, CA
 Mon Sep 20 1999, 10:05 PM EDT
 Att. 12,837 - Unknown - 69 F

AB	40
R	12
H	15
RBI	11
BB	4
SO	12
LOB	16



Batter	1	2	3	4	5	6	7	8	9	AB	R	H	RBI	BB	SO	LOB
Quilvio Veras, S OBP: 0.365, SLG: 0.371 Matt Whiteside, R (1, 4) (9, 1)	3-2 P4 ①		2-3 K ②		3-0 P4 ③			2-2 F9 ③		4	0	0	0	0	1	1
Tony Gwynn, L OBP: 0.375, SLG: 0.468 Mike Darr, L OBP: 0.293, SLG: 0.297 (1, 9) (9, 9)	0-1 L8 ②		0-2 1B ②			0-0 G4-3 ①			1-2 F8-3 1B ①	3	0	1	0	0	0	0
Reggie Sanders, R OBP: 0.386, SLG: 0.534 John Vander Wal, L OBP: 0.369, SLG: 0.426 (1, 7) (9, 7)	0-1 HR ③		2-3 K ③			2-1 G6-3 ②			2-3 K ①	3	1	1	1	0	1	2
Phil Nevin, R OBP: 0.355, SLG: 0.551 David Newhan, L OBP: 0.125, SLG: 0.250 (1, 5) (9, 5)	1-3 K ③			4-1 G1-4-3 BB BB ①		0-0 G4-3 ③			1-0 F8-3 ② ③	2	0	0	0	1	1	0
Eric Owens, R OBP: 0.331, SLG: 0.395 (1, 3)		1-3 K ①		4-2 G1-4-3 BB ①			0-0 P9 ①			2	0	0	0	1	1	0
Ruben Rivera, R OBP: 0.295, SLG: 0.396 (1, 8)		1-3 K ②		0-1 G1-4-3 ① ② 1-2f 2-3			2-1 G4-3 ②			3	0	0	0	0	1	2
Ben Davis, S OBP: 0.319, SLG: 0.386 (1, 2)		0-0 F7 ③		1-1 G6-3 ③			0-0 L8 ③			3	0	0	0	0	0	1
Chris Gomez, R OBP: 0.335, SLG: 0.314 (1, 6)			0-0 F9 ①		0-2 F8 ①			0-0 P9 ①		3	0	0	0	0	0	0
Buddy Carlyle, L OBP: 0.429, SLG: 0.200 Gary Matthews, S OBP: 0.444, SLG: 0.211 Heath Murray, L OBP: 0.231, SLG: 0.167 Domingo Guzman, R OBP: 0.231, SLG: 0.167 Carlos Almanzar, R OBP: 0.292, SLG: 0.385 Wiki Gonzalez, R OBP: 0.292, SLG: 0.385 Damian Jackson, R OBP: 0.330, SLG: 0.367 (1, 1) (5, PH) (6, 1) (8, 1) (8, 1) (8, PH) (9, 4)			4-1 1B BB ②		1-3 K ②			1-0 F7 ②		0	0	0	0	1	0	0

Inning Stats	R: 1	H: 1	E: 0	K: 1	S: 11	LOB: 0	BB: 0	P: 15	R: 0	H: 0	E: 0	K: 2	S: 7	LOB: 0	BB: 0	P: 9	R: 0	H: 1	E: 0	K: 2	S: 12	LOB: 2	BB: 1	P: 20	R: 0	H: 0	E: 0	K: 0	S: 7	LOB: 1	BB: 2	P: 16	R: 0	H: 0	E: 0	K: 1	S: 8	LOB: 0	BB: 0	P: 12	R: 0	H: 0	E: 0	K: 0	S: 4	LOB: 0	BB: 0	P: 6	R: 0	H: 0	E: 0	K: 0	S: 4	LOB: 0	BB: 0	P: 6	R: 0	H: 0	E: 0	K: 0	S: 6	LOB: 0	BB: 0	P: 9	R: 0	H: 1	E: 0	K: 1	S: 8	LOB: 0	BB: 0	P: 12	1B: 2	SF: 0	2B: 1	SAC: 0	3B: 0	DP: 2	HR: 1	HBP: 0	WP: 0	PA: 31
--------------	------	------	------	------	-------	--------	-------	-------	------	------	------	------	------	--------	-------	------	------	------	------	------	-------	--------	-------	-------	------	------	------	------	------	--------	-------	-------	------	------	------	------	------	--------	-------	-------	------	------	------	------	------	--------	-------	------	------	------	------	------	------	--------	-------	------	------	------	------	------	------	--------	-------	------	------	------	------	------	------	--------	-------	-------	-------	-------	-------	--------	-------	-------	-------	--------	-------	--------

PITCHER	IP	WLS	BF	H	R	ER	SO	BB	IBB	HBP	BLK	WP	HR	S	P	ERA	WHIP
Denny Neagle, L ERA: 4.67 (1, 1)	8.0	W	28	2	1	1	6	3	0	0	0	0	1	59	93	1.12	0.625
Stan Belinda, R ERA: 5.26 (9, 1)	1.0		3	1	0	0	1	0	0	0	0	0	0	8	12	0.00	1.000

BOTTOM

Cincinnati Reds @ San Diego Padres
Qualcomm Stadium, San Diego, CA
Mon Sep 20 1999, 10:05 PM EDT
Att: 12,837 - Unknown - 69 F

livebaseballscorecards.com

AB	28
R	1
H	3
RBI	1
BB	3
SO	7
LOB	8



Batter	1	2	3	4	5	6	7	8	9	AB R H RBI BB SO LOB	TOP									
Pokey Reese, R (1, 4) OBP: 0.320, SLG: 0.411	0-3 K		1-2 F8	1-1 F8			0-1 G4-6-3 1B			4 0 1 0 0 1 2	Cincinnati Reds @ San Diego Padres Qualcomm Stadium, San Diego, CA Tue Sep 21 1999, 10:05 PM EDT Att. 18,512 - Cloudy - 75 F									
Barry Larkin, R (1, 6) OBP: 0.395, SLG: 0.430	1-2 K		4-0 HR BB			1-3 K	2-3 K			3 1 0 0 1 3 1										
Sean Casey, L (1, 3) OBP: 0.404, SLG: 0.549	3-1 G3		0-0 HR			1-1 G4-3	0-0 G4-6-3 1-2f			4 1 1 2 0 0 1										
Greg Vaughn, R (1, 7) OBP: 0.341, SLG: 0.523		2-2 K	1-2 L7			2-2 P5	0-0 F7			4 0 0 0 0 1 0										
Dmitri Young, S (1, 9) OBP: 0.353, SLG: 0.507		0-0 HBP 1B	2-3 K			1-3 K	3-3 K			4 0 1 0 0 3 0										
Eddie Taubensee, L (1, 2) OBP: 0.356, SLG: 0.528		1-2 HBP 1B		2-1 SH3-4 BB 1B		0-0 BB 1B	1-3 K			4 0 3 0 0 1 0										
Michael Tucker, L (1, 8) OBP: 0.337, SLG: 0.418		0-3 K		4-1 SH3-4 BB 1-2		0-0 BB 1B				3 0 1 0 1 2 2										
Aaron Boone, R (1, 5) OBP: 0.334, SLG: 0.460		2-0 HBP 1-2 2-3		1-1 P2		4-0 G6-4-3 BB 1-2 2-3	3-2 L7			2 0 0 0 1 0 2										
Juan Guzman, R (1, 1) OBP: 0.167, SLG: 0.138			1-3 K		0-1 SH3-4	1-1 G6-4-3 1-2f	1-3 K			1 0 0 0 0 1 3										
Mark Sweeney, L (6, PH) OBP: 0.500, SLG: 0.769				1-2 2-3						1 0 0 0 0 0 3										
Scott Williamson, R (6, 1)										0 0 0 0 0 0 0										
Dennys Reyes, R (7, 1)										0 0 0 0 0 0 0										
Jeffrey Hammonds, R (9, PH) OBP: 0.342, SLG: 0.518										1 0 0 0 0 1 0										
Inning Stats	R: 0 E: 0 K: 2 S: 8	H: 0 LOB: 0 BB: 0 P: 12	R: 0 E: 0 K: 3 S: 13	H: 2 LOB: 3 BB: 0 P: 19	R: 2 E: 0 K: 1 S: 10	H: 1 LOB: 0 BB: 1 P: 18	R: 0 E: 0 K: 0 S: 9	H: 1 LOB: 2 BB: 1 P: 17	R: 0 E: 0 K: 1 S: 8	H: 2 LOB: 2 BB: 1 P: 14	R: 0 E: 0 K: 1 S: 7	H: 1 LOB: 0 BB: 0 P: 8	R: 0 E: 0 K: 2 S: 8	H: 0 LOB: 0 BB: 0 P: 12	R: 0 E: 0 K: 2 S: 11	H: 0 LOB: 0 BB: 0 P: 17	1B: 6 2B: 0 3B: 0 HR: 1	SF: 0 SAC: 1 DP: 2 HBP: 1	WP: 0 PB: 0 SB: 0 CS: 0	PA: 36
PITCHER	IP WLS BF H R ER SO BB IBB HBP BLK WP HR S P ERA WHIP																			
Matt Clement, R (1, 1) ERA: 4.53	7.0 W 30 7 2 2 9 3 0 1 0 0 1 63 100 2.57 1.429																			
Donne Wall, R (8, 1) ERA: 2.86	2.0 6 0 0 0 4 0 0 0 0 0 0 19 29 0.00 0.000																			

livebaseballscorecards.com

AB	31
R	2
H	7
RBI	2
BB	3
SO	13
LOB	14



Batter	1	2	3	4	5	6	7	8	9	AB	R	H	RBI	BB	SO	LOB
--------	---	---	---	---	---	---	---	---	---	----	---	---	-----	----	----	-----

Quilvio Veras, S <small>OBP: 0.368, SLG: 0.375</small> (1, 4)	4-0 		2-0 		0-1 		2-0 		3 2 2 0 1 0 1
Tony Gwynn, L <small>OBP: 0.379, SLG: 0.469</small> Donne Wall, R <small>OBP: 0.364, SLG: 0.338</small> (1, 9) (8, 1)	2-2 		0-1 		4-0 		4-0 		2 1 1 0 2 0 1 0 0 0 0 0 0 0
Reggie Sanders, R <small>OBP: 0.385, SLG: 0.536</small> (1, 7) (8, 9)	3-3 		2-1 		1-3 		2-0 		4 1 1 3 0 2 5
Phil Nevin, R <small>OBP: 0.354, SLG: 0.548</small> (1, 5)	0-0 		1-2 		3-3 		0-0 		4 0 1 0 0 1 1
Wally Joyner, L <small>OBP: 0.364, SLG: 0.338</small> (1, 3)	2-0 		2-0 		2-0 		0-0 		4 0 0 0 0 0 2
Ben Davis, S <small>OBP: 0.318, SLG: 0.382</small> (1, 2)		4-2 		1-3 		1-3 		1-0 	3 0 0 0 1 2 0
Ruben Rivera, R <small>OBP: 0.297, SLG: 0.407</small> (1, 8)		2-2 		0-1 		2-3 		0-0 	4 1 2 1 0 1 1
Damian Jackson, R <small>OBP: 0.332, SLG: 0.369</small> (1, 6)		2-3 		2-1 		2-1 		2-0 	4 0 2 0 0 1 1
Matt Clement, R <small>OBP: 0.148, SLG: 0.080</small> John Vander Wal, L <small>OBP: 0.371, SLG: 0.426</small> David Newhan, L <small>OBP: 0.125, SLG: 0.250</small> Eric Owens, R <small>OBP: 0.330, SLG: 0.394</small> (1, 1) (7, PH) (7, PR) (8, 7)		1-3 		1-3 		4-2 		0-0 	2 0 0 0 0 2 1 0 0 0 0 1 0 0 0 1 0 0 0 0 0 1 0 0 0 0 0 1

Inning Stats	R: 1	H: 1	R: 0	H: 0	R: 0	H: 1	R: 0	H: 0	R: 1	H: 2	R: 0	H: 0	R: 4	H: 3	R: 0	H: 2
	E: 2	LOB: 1	E: 0	LOB: 0	E: 0	LOB: 1	E: 0	LOB: 0	E: 0	LOB: 2	E: 0	LOB: 0	E: 1	LOB: 1	E: 0	LOB: 1
	K: 1	BB: 1	K: 1	BB: 1	K: 1	BB: 0	K: 1	BB: 0	K: 2	BB: 1	K: 1	BB: 0	K: 1	BB: 2	K: 0	BB: 0
	S: 8	P: 19	S: 9	P: 17	S: 11	P: 16	S: 8	P: 11	S: 13	P: 21	S: 8	P: 14	S: 12	P: 28	S: 4	P: 7

PITCHER	IP	WLS	BF	H	R	ER	SO	BB	IBB	HBP	BLK	WP	HR	S	P	ERA	WHIP
Juan Guzman, R <small>ERA: 3.68</small>	(1, 1)	5.0	21	4	2	1	6	2	1	0	0	0	1	49	84	1.80	1.200
Scott Williamson, R <small>ERA: 2.22</small>	(6, 1)	1.2	10	3	4	4	3	1	1	0	0	0	0	19	41	21.60	2.400
Dennys Reyes, L <small>ERA: 3.51</small>	(7, 1)	1.1	5	2	0	0	0	0	0	0	0	0	0	5	8	0.00	1.500

BOTTOM

Cincinnati Reds @ San Diego Padres
 Qualcomm Stadium, San Diego, CA
 Tue Sep 21 1999, 10:05 PM EDT
 Att. 18,512 - Cloudy - 75 F

AB	31
R	6
H	9
RBI	4
BB	5
SO	9
LOB	14

WP	PA	ERA	WHIP
0	36	0	0
0	0	3	1
0	0	0	0

Batter	1	2	3	4	5	6	7	8	9	AB R H RBI BB SO LOB	TOP											
Mike Cameron, R (1, 8) OBP: 0.351, SLG: 0.467	1-0 P4	2-2 1B		1-0 F7		3-2 F7			1-1 B2	5 0 1 0 0 0 3												
Barry Larkin, R (1, 6) OBP: 0.393, SLG: 0.428	0-1 L8	2-0 FC5			2-2 P4		3-2 G6-3		1-2 1B	5 0 1 0 0 0 2												
Sean Casey, L (1, 3) OBP: 0.404, SLG: 0.548	4-1 BB		1-0 G4-3		0-0 HR		2-2 F8		1-3 K	4 1 1 0 0 1 2												
Greg Vaughn, R (1, 7) OBP: 0.343, SLG: 0.530	2-3 K		2-0 G6-3		3-2 HR		4-1 BB		2-2 G1-3	4 1 2 2 1 1 3												
Dmitri Young, S (1, 9) Michael Tucker, L (9, 9) OBP: 0.352, SLG: 0.503 OBP: 0.337, SLG: 0.418		1-1 PB 2B HBP	0-1 G6-3		0-0 F7		2-3 K			3 1 0 0 0 0 1 2 0 0 0 0 0 0 0 0												
Eddie Taubensee, L (1, 2) Danny Graves, R (8, 1)		1-0 SH1-4 1-H FC5-2 2B	0-0 F7		1-1 G3-1			1-3 K		4 0 1 1 0 1 1 0 0 0 0 0 0 0 0												
Aaron Boone, R (1, 5) OBP: 0.334, SLG: 0.459		0-0 SH1-4		1-0 P5		3-2 S 1B		2-1 F9		3 0 1 0 0 0 0 0												
Pokey Reese, R (1, 4) OBP: 0.320, SLG: 0.409		0-1 FC5-2 E		4-2 SH5-4 BB		3-2 G6-3		2-2 G5-3		3 1 0 0 1 0 2												
Ron Villone, L (1, 1) Scott Sullivan, R (6, 1) Jason LaRue, R (8, 2) OBP: 0.095, SLG: 0.073 OBP: 0.320, SLG: 0.412		1-1 E1 FC5 1B		0-0 SH5-4		0-2 P8			0-1 1B	2 0 0 0 0 0 0 1 0 0 0 0 0 0 0 0 1 0 1 0 0 0 0 0												
Inning Stats	R: 0 E: 0 K: 1 S: 7	H: 0 LOB: 1 BB: 1 P: 14	R: 2 E: 1 K: 0 S: 11	H: 2 LOB: 2 BB: 0 P: 18	R: 0 E: 0 K: 0 S: 5	H: 1 LOB: 1 BB: 0 P: 8	R: 0 E: 0 K: 0 S: 5	H: 0 LOB: 1 BB: 1 P: 11	R: 2 E: 0 K: 0 S: 10	H: 2 LOB: 0 BB: 0 P: 16	R: 0 E: 0 K: 0 S: 17	H: 1 LOB: 1 BB: 0 P: 26	R: 0 E: 0 K: 1 S: 10	H: 0 LOB: 1 BB: 1 P: 21	R: 0 E: 0 K: 1 S: 10	H: 0 LOB: 0 BB: 0 P: 15	R: 0 E: 0 K: 1 S: 14	H: 2 LOB: 2 BB: 0 P: 19	1B: 4 2B: 3 3B: 0 HR: 1	SF: 0 SAC: 2 DP: 0 HBP: 1	WP: 0 PB: 1 SB: 1 CS: 0	PA: 40
PITCHER	IP WLS BF H R ER SO BB IBB HBP BLK WP HR S P ERA WHIP																					
Andy Ashby, R (1, 1) ERA: 3.69	6.0 L 28 6 4 2 1 2 0 1 0 0 0 1 55 93 3.00 1.333																					
Carlos Reyes, R (7, 1) ERA: 3.34	1.1 5 0 0 0 2 1 0 0 0 0 0 0 13 25 0.00 0.750																					
Dan Miceli, R (8, 1) ERA: 3.99	1.0 5 2 0 0 0 0 0 0 0 0 0 0 14 20 0.00 2.000																					
Matt Whisenant, L (9, 1) ERA: 5.08	0.2 2 0 0 0 1 0 0 0 0 0 0 0 7 10 0.00 0.000																					

Cincinnati Reds @ San Diego Padres
Qualcomm Stadium, San Diego, CA
Wed Sep 22 1999, 10:35 PM EDT
Att. 36,788 - Unknown - 73 F

livebaseballscorecards.com

AB	34
R	4
H	8
RBI	3
BB	3
SO	4
LOB	16



Batter	1	2	3	4	5	6	7	8	9	AB R H RBI BB SO LOB
Quilvio Veras, S OBP: 0.366, SLG: 0.373 (1, 4)	3-2 BB FC1-2 1B	1-1 G5-3		1-3 K		1-0 P6			0-1 F7	5 0 1 0 0 1 2
Tony Gwynn, L OBP: 0.376, SLG: 0.465 Eric Owens, R OBP: 0.331, SLG: 0.395 (1, 9) (6, 7)	0-0 F7		1-1 G3	0-0 F8		1-2 CS	0-0 B4-3		1-2 G6-4-3 1B	3 0 0 0 0 0 1 2 0 1 0 0 0 0
Reggie Sanders, R OBP: 0.387, SLG: 0.537 (1, 7) (6, 9)	0-1 FC1-2 BB 1-2 1B		1-2 1B 1B		2-3 K		0-1 BB 1B		1-2 G6-4-3	5 1 3 0 0 1 1
Phil Nevin, R OBP: 0.356, SLG: 0.546 (1, 5)	4-2 FC1-2 1-2 2-3 BB		1-1 E 1B 1-2 1B		2-3 K		0-3 K			3 0 1 0 1 2 1
Wally Joyner, L OBP: 0.365, SLG: 0.338 (1, 3)	0-0 FC1-2 1-2 2-3 3-Hf		1-0 E 1-2 2-H 1B		1-1 F8		4-1 BB 1-2 BB			3 0 1 1 1 0 3
Ruben Rivera, R OBP: 0.296, SLG: 0.404 Dan Miceli, R Matt Whisenant, R (1, 8) (8, 1) (9, 1)	2-3 K		4-2 SAFE 1-2 2-3 BB		0-2 G1-3		0-3 K			3 0 0 0 1 2 5 0 0 0 0 0 0 0 0 0 0 0 0 0 0
Ben Davis, S OBP: 0.320, SLG: 0.378 (1, 2)		4-1 SH2-4 BB	0-1 P4		4-2 2B BB		2-2 G6-3			2 1 0 0 2 0 3
Damian Jackson, R OBP: 0.331, SLG: 0.370 (1, 6)		1-2 F8	1-3 K		0-0 E 1-H 2B		1-3 K			4 1 1 1 0 2 4
Andy Ashby, R OBP: 0.175, SLG: 0.167 Wiki Gonzalez, R OBP: 0.303, SLG: 0.375 David Newhan, L OBP: 0.125, SLG: 0.250 Carlos Reyes, S Gary Matthews, S OBP: 0.429, SLG: 0.200 (1, 1) (6, PH) (6, PR) (7, 1) (8, 8)		0-0 SH2-4		2-3 K		2-0 SAFE 2-H CS 1B		0-0 G3		1 0 0 0 0 1 0 1 0 1 0 0 0 0 0 0 0 0 0 0 0 0 0 0 0 0 0 0 1 0 0 0 0 0 0

Inning Stats	R: 0 E: 0 K: 1 S: 12	H: 2 LOB: 3 BB: 1 P: 21	R: 0 E: 0 K: 0 S: 7	H: 0 LOB: 1 BB: 1 P: 13	R: 1 E: 1 K: 1 S: 16	H: 3 LOB: 3 BB: 1 P: 25	R: 0 E: 0 K: 2 S: 8	H: 0 LOB: 0 BB: 0 P: 11	R: 0 E: 0 K: 2 S: 9	H: 0 LOB: 0 BB: 0 P: 14	R: 2 E: 1 K: 0 S: 12	H: 2 LOB: 1 BB: 1 P: 20	R: 0 E: 0 K: 2 S: 10	H: 1 LOB: 2 BB: 1 P: 14	R: 0 E: 0 K: 1 S: 7	H: 0 LOB: 0 BB: 0 P: 10	R: 0 E: 0 K: 0 S: 8	H: 1 LOB: 0 BB: 0 P: 10	1B: 8 2B: 1 3B: 0 HR: 0	SF: 0 SAC: 1 DP: 1 HBP: 0
--------------	-------------------------------	----------------------------------	------------------------------	----------------------------------	-------------------------------	----------------------------------	------------------------------	----------------------------------	------------------------------	----------------------------------	-------------------------------	----------------------------------	-------------------------------	----------------------------------	------------------------------	----------------------------------	------------------------------	----------------------------------	----------------------------------	------------------------------------

PITCHER	IP	WLS	BF	H	R	ER	SO	BB	IBB	HBP	BLK	WP	HR	S	P	ERA	WHIP
Ron Villone, L ERA: 4.17 (1, 1)	5.1	W	27	7	3	3	6	4	0	0	0	0	0	60	98	5.06	2.062
Scott Sullivan, R ERA: 2.85 (6, 1)	1.2	H	6	1	0	0	2	1	0	0	0	0	0	14	20	0.00	1.200
Danny Graves, R ERA: 3.22 (8, 1)	2.0	S	6	1	0	0	1	0	0	0	0	0	0	15	20	0.00	0.500

BOTTOM

Cincinnati Reds @ San Diego Padres
Qualcomm Stadium, San Diego, CA

Wed Sep 22 1999, 10:35 PM EDT
Att: 36,788 - Unknown - 73 F

AB	33
R	3
H	9
RBI	2
BB	5
SO	9
LOB	20



WP	PA	ERA	WHIP
0	40		
0			
0			

Batter	1	2	3	4	5	6	7	8	9	AB R H RBI BB SO LOB	TOP
Quilvio Veras, S (1, 4) OBP: 0.369, SLG: 0.377	0-1 		0-3 			1-0 		1-1 		4 1 3 0 0 1 0	San Diego Padres @ Los Angeles Dodgers Dodger Stadium, Los Angeles, CA Fri Sep 24 1999, 7:10 PM PDT Att. 36,366 - Cloudy - 67 F
Tony Gwynn, L (1, 9) OBP: 0.377, SLG: 0.465	1-0 			1-0 		1-1 		1-0 		4 0 2 0 0 0 1	
Reggie Sanders, R (1, 7) OBP: 0.384, SLG: 0.532	0-1 			2-3 		1-3 			0-3 	4 0 0 0 0 3 3	
Phil Nevin, R (1, 5) OBP: 0.355, SLG: 0.542	2-3 			0-0 			1-1 		0-2 	4 0 1 0 0 1 0	
Wally Joyner, L (1, 3) OBP: 0.364, SLG: 0.334		2-2 			2-1 		4-1 		1-3 	3 0 0 0 1 1 1	
Eric Owens, R (1, 8) OBP: 0.328, SLG: 0.391		2-0 			2-3 		0-0 		0-0 	4 0 0 0 0 1 2	
Ben Davis, S (1, 2) OBP: 0.317, SLG: 0.374		2-0 			0-1 		3-1 			3 0 0 0 0 0 1	
Chris Gomez, R (1, 6) OBP: 0.331, SLG: 0.309			2-3 			0-0 		0-0 		3 0 0 0 0 1 0	
Sterling Hitchcock, L (1, 1) OBP: 0.129, SLG: 0.085 John Vander Wal, L (8, PH) OBP: 0.370, SLG: 0.424 Carlos Reyes, S (8, 1)			0-3 			2-1 		1-3 		2 0 0 0 0 1 0 1 0 0 0 0 1 0 0 0 0 0 0 0 0	
Inning Stats	R: 1 H: 2 E: 0 LOB: 0 K: 1 BB: 0 S: 8 P: 11	R: 0 H: 0 E: 0 LOB: 0 K: 0 BB: 0 S: 7 P: 13	R: 0 H: 0 E: 0 LOB: 0 K: 3 BB: 0 S: 10 P: 12	R: 0 H: 0 E: 0 LOB: 0 K: 1 BB: 0 S: 5 P: 8	R: 0 H: 0 E: 0 LOB: 0 K: 1 BB: 0 S: 7 P: 11	R: 0 H: 2 E: 0 LOB: 2 K: 1 BB: 0 S: 12 P: 17	R: 0 H: 0 E: 1 LOB: 1 K: 0 BB: 1 S: 6 P: 14	R: 0 H: 1 E: 0 LOB: 1 K: 1 BB: 0 S: 7 P: 10	R: 0 H: 1 E: 1 LOB: 1 K: 2 BB: 0 S: 13 P: 14	1B: 6 SF: 0 2B: 0 SAC: 0 3B: 0 DP: 1 HR: 0 HBP: 0	
PITCHER Kevin Brown, R (1, 1) ERA: 2.92 Jeff Shaw, R (9, 1) ERA: 2.77	IP WLS BF H R ER SO BB IBB HBP BLK WP HR S P ERA WHIP 8.0 W 29 5 1 1 8 1 0 0 0 0 0 0 62 96 1.12 0.750 1.0 4 1 0 0 2 0 0 0 0 0 0 0 13 14 0.00 1.000										

AB	32
R	1
H	6
RBI	0
BB	1
SO	10
LOB	8



Batter	1	2	3	4	5	6	7	8	9
Eric Young Sr., R OBP: 0.378, SLG: 0.363 (1, 4) B B C X	2-1 F8 G6-3 1B		1-2 CS 1B		2-0 F8		1 SAFE X 0-0 G4-3 1-2f		
Mark Grudzielanek, R OBP: 0.378, SLG: 0.440 (1, 6) B B 1 SAFE F X	2-1 G6-3 1-2		3-2 SAFE 1B 1B 1-2		1-3 K			0-2 G4-3 WP 1B	
Gary Sheffield, R OBP: 0.403, SLG: 0.500 Trenidad Hubbard, R OBP: 0.396, SLG: 0.408 (1, 7) (9, 7) B B X	2-0 F8 2-3		2-1 F8		2-2 G5-3			3-2 G4-3 1-3	
Eric Karros, R OBP: 0.357, SLG: 0.551 (1, 3) B B B B	4-0 FC6-4 BB		0-2 22 S 1B 1-3		1-0 F8			2-2 WP HR 1B	
Raul Mondesi, R OBP: 0.331, SLG: 0.479 (1, 9) B X	1-0 FC6-4 1-2f		1-0 22 S 1B 1-2 3-H		0-0 L5			3-H 1-1 G5-3 1-2	
22 Devon White, S OBP: 0.337, SLG: 0.403 (1, 8) B X		1-0 P4	1-3 K 1-2 2-3		3-2 G4-3			0-2 HR	
Adrian Beltré, R OBP: 0.351, SLG: 0.434 (1, 5) B X		1-0 1B		0-1 F8			4-0 1B S SF7 BB	1-2 G5-3	
Paul Lo Duca, R OBP: 0.323, SLG: 0.361 (1, 2) B B F X		2-1 F7		2-1 P4			2-1 G4-3 1B		
Kevin Brown, R OBP: 0.088, SLG: 0.065 Jeff Shaw, R (9, 1) X		0-0 G5-3		2-2 L8			0-0 SF7		

Inning Stats	R: 0	H: 1	E: 0	LOB: 2	K: 0	BB: 1	S: 6	P: 17
	R: 0	H: 1	E: 0	LOB: 1	K: 0	BB: 0	S: 5	P: 9
	R: 1	H: 4	E: 0	LOB: 2	K: 1	BB: 0	S: 17	P: 25
	R: 0	H: 0	E: 0	LOB: 0	K: 0	BB: 0	S: 7	P: 11
	R: 0	H: 0	E: 0	LOB: 0	K: 1	BB: 0	S: 7	P: 12
	R: 0	H: 0	E: 0	LOB: 0	K: 0	BB: 0	S: 5	P: 9
	R: 1	H: 1	E: 0	LOB: 0	K: 0	BB: 1	S: 4	P: 10
	R: 3	H: 3	E: 0	LOB: 0	K: 0	BB: 0	S: 19	P: 26

BOTTOM

San Diego Padres @ Los Angeles Dodgers
Dodger Stadium, Los Angeles, CA

Fri Sep 24 1999, 7:10 PM PDT
Att: 36,366 - Cloudy - 67 F

livebaseballscorecards.com

AB	31
R	5
H	10
RBI	5
BB	2
SO	2
LOB	12

Dodgers

1B: 9	SF: 1	WP: 2	PA: 34
2B: 0	SAC: 0	PB: 0	
3B: 0	DP: 1	SB: 3	
HR: 1	HBP: 0	CS: 1	

PITCHER	IP	WLS	BF	H	R	ER	SO	BB	IBB	HBP	BLK	WP	HR	S	P	ERA	WHIP
Sterling Hitchcock, L ERA: 4.04 (1, 1)	7.0	L	28	7	2	2	2	2	0	0	0	0	0	51	93	2.57	1.286
Carlos Reyes, R ERA: 3.67 (8, 1)	1.0		6	3	3	3	0	0	0	0	0	2	1	19	26	27.00	3.000

Batter	1	2	3	4	5	6	7	8	9	AB R H RBI BB SO LOB	TOP
Quilvio Veras, S (1, 4) OBP: 0.368, SLG: 0.374 <small>C C C C C C C C C C</small>	3-3 			1-3 		3-3 		4-1 		3 0 0 0 1 3 0	San Diego Padres @ Los Angeles Dodgers Dodger Stadium, Los Angeles, CA Sat Sep 25 1999, 7:10 PM PDT Att. 41,067 - Cloudy - 63 F livebaseballscorecards.com
Tony Gwynn, L (1, 9) OBP: 0.374, SLG: 0.461 Mike Darr, L (8, 9) OBP: 0.293, SLG: 0.297 <small>B X</small>	1-0 			0-0 			1-1 	2-0 		4 0 0 0 0 0 2 0 0 0 0 0 0 0	
Reggie Sanders, R (1, 7) OBP: 0.383, SLG: 0.529 <small>C C C C C C C C C C</small>	2-3 			0-3 			4-2 		1-1 	3 0 0 0 1 2 0	
Phil Nevin, R (1, 5) OBP: 0.354, SLG: 0.539 <small>F B B X</small>		1-2 			2-1 		1 SAFE 1 SAFE 1 SAFE 1 SAFE 1 SAFE 1-2 		3-1 	4 0 1 0 0 1 1	
Wally Joyner, L (1, 3) OBP: 0.363, SLG: 0.343 <small>B C C X</small>		1-1 			0-0 			3-2 	1-1 	4 1 1 1 0 0 1	
Wiki Gonzalez, R (1, 2) OBP: 0.304, SLG: 0.418 <small>B B B X</small>		2-0 			2-2 			2-1 		3 1 1 1 0 0 1	
Ruben Rivera, R (1, 8) OBP: 0.297, SLG: 0.411 <small>B B C C C C C C C C</small>				3-3 		0-0 		1-3 		3 1 1 1 0 2 0	
Damian Jackson, R (1, 6) OBP: 0.329, SLG: 0.367 <small>B F B B B C C C C C</small>				3-2 			3-1 		0-2 	3 0 0 0 0 0 0	
Woody Williams, R (1, 1) OBP: 0.205, SLG: 0.243 Trevor Hoffman, R (9, 1) OBP: 0.333, SLG: 0.667 <small>B C C X C C C</small>				0-2 			2-2 		1-2 	3 0 1 0 0 0 0 0 0 0 0 0 0 0	
Inning Stats	R: 0 H: 0 E: 0 LOB: 0 K: 2 BB: 0 S: 7 P: 13	R: 0 H: 0 E: 0 LOB: 0 K: 0 BB: 0 S: 6 P: 10	R: 0 H: 0 E: 0 LOB: 0 K: 1 BB: 0 S: 13 P: 19	R: 0 H: 0 E: 0 LOB: 0 K: 2 BB: 0 S: 8 P: 9	R: 0 H: 1 E: 0 LOB: 0 K: 0 BB: 0 S: 7 P: 11	R: 1 H: 1 E: 0 LOB: 0 K: 1 BB: 0 S: 10 P: 18	R: 0 H: 0 E: 0 LOB: 1 K: 1 BB: 1 S: 12 P: 20	R: 2 H: 3 E: 0 LOB: 2 K: 1 BB: 1 S: 22 P: 35	R: 0 H: 0 E: 0 LOB: 0 K: 0 BB: 0 S: 6 P: 11	1B: 1 SF: 0 2B: 2 SAC: 0 3B: 0 DP: 2 HR: 3 HBP: 0	WP: 0 PA: 32 PB: 0 SB: 0 CS: 1
PITCHER Eric Gagne, R (1, 1) ERA: 2.63 Matt Herges, R (8, 1) ERA: 4.35 Pedro Borbon, L (8, 1) ERA: 4.2 Alan Mills, R (9, 1) ERA: 3.84	IP WLS BF H R ER SO BB IBB HBP BLK WP HR S P ERA WHIP 7.0 0 22 2 1 1 7 1 0 0 0 0 1 63 100 1.29 0.429 0.2 L 5 3 2 2 1 0 0 0 0 0 0 0 2 20 27 27.00 4.500 0.1 2 0 0 0 0 0 1 0 0 0 0 0 2 8 0.00 3.000 1.0 3 0 0 0 0 0 0 0 0 0 0 0 6 11 0.00 0.000	PITCHER IP WLS BF H R ER SO BB IBB HBP BLK WP HR S P ERA WHIP									

AB	30
R	3
H	5
RBI	3
BB	2
SO	8
LOB	5



BOTTOM

San Diego Padres @ Los Angeles Dodgers
 Dodger Stadium, Los Angeles, CA

AB 32
 R 2
 H 5
 RBI 2
 BB 2
 SO 5
 LOB 10



WP: 1 PA: 34
 PB: 0
 SB: 0
 CS: 0

ERA 2.25 WHIP 0.625
 ERA 0.00 WHIP 1.000

Sat Sep 25 1999, 7:10 PM PDT
 Att: 41,067 - Cloudy - 63 F

Batter	1	2	3	4	5	6	7	8	9	AB	R	H	RBI	BB	SO	LOB
Mark Grudzielanek, R (1, 6) OBP: 0.375, SLG: 0.436	1-3 K ①		1-2 P3 ③		2-1 G6-3 ①			2-2 G4-3 ①		4	0	0	0	0	1	0
Alex Cora, L (1, 4) OBP: 0.231, SLG: 0.240 Todd Hollandsworth, L (8, PH) OBP: 0.336, SLG: 0.450	0-0 G5-3 ②			2-2 HR 1B	1-2 G3 ②			2-1 F7 ②		3	1	1	0	0	0	0
Gary Sheffield, R (1, 7) OBP: 0.402, SLG: 0.504 Alan Mills, R (9, 1)	1-1 P6 ③			3-2 HR 1-H	2-2 P6 ③			0-2 F7 ③		4	1	1	2	0	0	0
Eric Karros, R (1, 3) OBP: 0.356, SLG: 0.549		1-1 F9 ①		0-0 BB 1B		1-2 G4-3 ①			0-0 F8 ①	4	0	1	0	0	0	0
Raul Mondesi, R (1, 9) OBP: 0.332, SLG: 0.478		1-2 1B		4-2 WP BB		0-0 F8 ②			0-0 P2 ②	3	0	1	0	1	0	0
22 Devon White, S (1, 8) OBP: 0.336, SLG: 0.402		0-1 F7 ②		0-1 F8 ①		1-2 G4-3 ③			1-0 1B	4	0	1	0	0	0	3
Todd Hundley, S (1, 2) OBP: 0.301, SLG: 0.452		2-2 P6 ③		1-3 K 1-2			0-0 F9 ①		0-3 K ③	4	0	0	0	0	2	4
Adrian Beltré, R (1, 5) OBP: 0.351, SLG: 0.432			0-3 K ①	4-0 IBB			3-1 G5-3 ②			2	0	0	0	1	1	0
Eric Gagne, R (1, 1) OBP: 0.286, SLG: 0.286 Dave Hansen, L (7, PH) OBP: 0.400, SLG: 0.387 Matt Herges, L (8, 1) Pedro Borbon, R (8, 1) Craig Counsell, L (9, 4) OBP: 0.269, SLG: 0.253		0-1 G5-3 ②	0-1 K ②	2-3 K ③			1-1 L4 ③			2	0	0	0	0	1	3

Inning Stats	R: 0	H: 0	E: 0	K: 1	S: 7	H: 0	LOB: 0	BB: 0	P: 9	R: 0	H: 1	E: 0	K: 0	S: 10	R: 0	H: 0	E: 0	K: 1	S: 10	R: 2	H: 3	E: 0	K: 2	S: 17	R: 0	H: 0	E: 0	K: 0	S: 8	R: 0	H: 0	E: 0	K: 0	S: 7	R: 0	H: 0	E: 0	K: 0	S: 5	R: 0	H: 0	E: 0	K: 0	S: 8	R: 0	H: 1	E: 0	K: 1	S: 6	1B: 4	SF: 0	2B: 0	SAC: 0	3B: 0	DP: 0	HR: 1	HBP: 0	WP: 1	PA: 34
--------------	------	------	------	------	------	------	--------	-------	------	------	------	------	------	-------	------	------	------	------	-------	------	------	------	------	-------	------	------	------	------	------	------	------	------	------	------	------	------	------	------	------	------	------	------	------	------	------	------	------	------	------	-------	-------	-------	--------	-------	-------	-------	--------	-------	--------

PITCHER	IP	WLS	BF	H	R	ER	SO	BB	IBB	HBP	BLK	WP	HR	S	P	ERA	WHIP
Woody Williams, R (1, 1) ERA: 4.49	8.0	W	30	4	2	2	4	1	1	0	0	1	1	72	110	2.25	0.625
Trevor Hoffman, R (9, 1) ERA: 2.18	1.0	S	4	1	0	0	1	0	0	0	0	0	0	6	7	0.00	1.000

Batter	1	2	3	4	5	6	7	8	9	AB R H RBI BB SO LOB	TOP																		
Quilvio Veras, S (1, 4) OBP: 0.373, SLG: 0.379	0-0 G3 G6-3 2B		4-2 CS S BB			4-2 G4-3 S HR BB		2-1 1B G6-3 1B		2 3 2 0 2 0 0																			
Eric Owens, R (1, 3) OBP: 0.328, SLG: 0.390	3-1 G3 2-3		3-2 CS 1-3	0-0 G6-3		2-2 G4-3 1-3		0-0 G6-3 1B 1-3 2-H		4 0 1 1 0 0 2																			
Reggie Sanders, R (1, 7) OBP: 0.382, SLG: 0.533	1-1 G6-3 3-H			0-0 F9		0-1 HR 3-H		2-0 G6-3 1B 1-2 3-H		4 1 1 4 0 0 1																			
Phil Nevin, R (1, 5) OBP: 0.350, SLG: 0.533	2-2 P6 3-H			2-3 K		1-3 K 3-H		0-3 K		4 0 0 0 0 3 1																			
Wiki Gonzalez, R (1, 2) OBP: 0.301, SLG: 0.451					0-0 G6-3		0-2 F8		0-0 HR	4 1 1 1 0 0 0																			
Ruben Rivera, R (1, 8) OBP: 0.294, SLG: 0.407					1-1 E6 CS G4-3		0-3 K		0-0 G6-3	4 1 0 0 0 1 1																			
Gary Matthews, S (1, 9) OBP: 0.387, SLG: 0.174 Donne Wall, R (7, 1) Matt Whiteside, R (8, 1) John Vander Wal, L (9, PH) OBP: 0.368, SLG: 0.422					3-2 G4-3 1-H		3-3 K		1-2 G6-3	3 0 0 1 0 1 0 0 0 0 0 0 0 0 1 0 0 0 0 0 0																			
Chris Gomez, R (1, 6) OBP: 0.331, SLG: 0.310 Wally Joyner, L (9, PH) OBP: 0.362, SLG: 0.342					0-2 G5-3		0-1 F8		2-2 1B 1B 1B	3 1 1 0 0 0 0 1 0 0 0 0 0 0																			
Buddy Carlyle, L (1, 1) OBP: 0.375, SLG: 0.167 Dave Magadan, L (6, PH) OBP: 0.374, SLG: 0.356 Dan Miceli, R (6, 1) Matt Whisenant, R (7, 1) Mike Darr, L (7, 9) OBP: 0.286, SLG: 0.289					1-3 K		0-2 L6		1-2 F7	1 0 0 0 0 1 0 1 0 1 0 0 0 0 0 1																			
Inning Stats	R: 1 E: 0 K: 0 S: 9	H: 1 LOB: 0 BB: 0 P: 15	R: 0 E: 1 K: 0 S: 6	H: 0 LOB: 0 BB: 1 P: 11	R: 0 E: 0 K: 1 S: 10	H: 0 LOB: 0 BB: 1 P: 18	R: 0 E: 0 K: 1 S: 6	H: 0 LOB: 0 BB: 0 P: 8	R: 1 E: 1 K: 0 S: 8	H: 0 LOB: 0 BB: 0 P: 12	R: 2 E: 0 K: 1 S: 13	H: 1 LOB: 0 BB: 1 P: 20	R: 0 E: 0 K: 2 S: 9	H: 0 LOB: 0 BB: 0 P: 12	R: 2 E: 0 K: 1 S: 13	H: 3 LOB: 1 BB: 0 P: 20	R: 1 E: 0 K: 0 S: 10	H: 1 LOB: 0 BB: 0 P: 13	1B: 3 2B: 1 3B: 0 HR: 2	SF: 0 SAC: 0 DP: 1 HBP: 0	WP: 0 PB: 0 SB: 2 CS: 2	PA: 36							
PITCHER	IP WLS BF H R ER SO BB IBB HBP BLK WP HR S P ERA WHIP																												
Jeff Williams, L (1, 1) ERA: 2.84	5.2		21	2	4	3	2	2	0	0	0	0	0	1	49	80	4.76	0.706											
Robinson Checo, R (6, 1) ERA: 8.22	1.1	W	4	0	0	0	3	0	0	0	0	0	0	0	12	16	0.00	0.000											
Mike Maddux, R (8, 1) ERA: 3.7	1.0		6	3	2	2	1	0	0	0	0	0	0	0	13	20	18.00	3.000											
Jeff Shaw, R (9, 1) ERA: 2.86	1.0		4	1	1	1	0	0	0	0	0	0	0	1	10	13	9.00	1.000											

San Diego Padres @ Los Angeles Dodgers
Dodger Stadium, Los Angeles, CA
Sun Sep 26 1999, 1:10 PM PDT
Att. 46,177 - Cloudy - 78 F

livebaseballscorecards.com

AB	33
R	7
H	6
RBI	7
BB	2
SO	6
LOB	6




Batter	1	2	3	4	5	6	7	8	9	AB	R	H	RBI	BB	SO	LOB
Mark Grudzielanek, R (1, 6) Alex Cora, L (8, 6) OBP: 0.372, SLG: 0.432 OBP: 0.231, SLG: 0.240	0-1 G4-3		2-2 G5-3		2-1 G6-3		1-3 K			4	0	0	0	0	1	2
Craig Counsell, L (1, 4) Jose Vizcaino, S (7, PH) OBP: 0.270, SLG: 0.254 OBP: 0.298, SLG: 0.290	0-2 G4-3			0-0 2B	3-2 F8		1-1 HR			3	1	1	0	0	0	0
Gary Sheffield, R (1, 7) Mike Maddux, L (8, 1) Jeff Shaw, R (9, 1) OBP: 0.403, SLG: 0.509	0-0 HR			0-1 F7		2-2 CS	1-2 F7			4	1	2	1	0	0	2
Eric Karros, R (1, 3) OBP: 0.357, SLG: 0.556	1-0 F8			1-0 HR		1-1 P5	1-0 HR			4	2	2	3	0	0	1
Raul Mondesi, R (1, 9) OBP: 0.331, SLG: 0.482		1-0 G4-3		0-1 HR		1-3 K	1-1 G6-3			4	1	1	2	0	1	0
Todd Hollandsworth, L (1, 8) OBP: 0.338, SLG: 0.451			1-3 K	2-1 G6-3			0-0 1B	0-0 G3		4	1	2	0	0	1	0
Adrian Beltré, R (1, 5) OBP: 0.352, SLG: 0.433			1-3 K	0-0 G6-3			0-0 1B	1-2 1B		4	1	2	0	0	1	1
Paul Lo Duca, R (1, 2) OBP: 0.320, SLG: 0.356			0-1 F8	2-2 F8			0-0 1B	2-0 F9		4	1	1	0	0	0	2
Jeff Williams, R (1, 1) Robinson Checo, R (6, 1) Dave Hansen, L (7, PH) Trenidad Hubbard, R (7, PH) OBP: 0.398, SLG: 0.410			1-3 K		0-3 K		2-2 2B	1-1 F8		2	0	0	0	0	2	0

Inning Stats	R: 1	H: 1	E: 0	K: 0	S: 7	LOB: 0	BB: 0	P: 8	R: 0	H: 0	E: 0	K: 2	S: 9	LOB: 0	BB: 0	P: 12	R: 0	H: 0	E: 0	K: 1	S: 9	LOB: 0	BB: 0	P: 12	R: 3	H: 4	E: 0	K: 0	S: 12	LOB: 1	BB: 0	P: 17	R: 0	H: 0	E: 0	K: 1	S: 9	LOB: 0	BB: 0	P: 14	R: 0	H: 1	E: 0	K: 1	S: 8	LOB: 0	BB: 0	P: 12	R: 6	H: 6	E: 0	K: 1	S: 20	LOB: 0	BB: 0	P: 27	R: 0	H: 1	E: 0	K: 0	S: 8	LOB: 1	BB: 0	P: 12
--------------	------	------	------	------	------	--------	-------	------	------	------	------	------	------	--------	-------	-------	------	------	------	------	------	--------	-------	-------	------	------	------	------	-------	--------	-------	-------	------	------	------	------	------	--------	-------	-------	------	------	------	------	------	--------	-------	-------	------	------	------	------	-------	--------	-------	-------	------	------	------	------	------	--------	-------	-------

PITCHER	IP	WLS	BF	H	R	ER	SO	BB	IBB	HBP	BLK	WP	HR	S	P	ERA	WHIP
Buddy Carlyle, R (1, 1) ERA: 6.61	5.0		20	5	4	4	4	0	0	0	0	0	0	46	63	7.20	1.000
Dan Miceli, R (6, 1) ERA: 4.34	1.0	L	6	4	3	3	1	0	0	0	0	0	0	11	15	27.00	4.000
Matt Whisenant, L (7, 1) ERA: 5.4	0.1		3	2	1	1	1	0	0	0	0	0	0	8	12	27.00	6.000
Donne Wall, R (7, 1) ERA: 2.97	0.2		3	1	2	2	0	0	0	0	0	0	1	9	12	27.00	1.500
Matt Whiteside, R (8, 1) ERA: 17.65	1.0		4	1	0	0	0	0	0	0	0	0	0	8	12	0.00	1.000

BOTTOM	
AB	36
R	10
H	13
RBI	10
BB	0
SO	6
LOB	9

San Diego Padres @ Los Angeles Dodgers
 Dodger Stadium, Los Angeles, CA
 Sun Sep 26 1999, 1:10 PM PDT
 Att: 46,177 - Cloudy - 78 F



livebaseballscores.com

Batter	1	2	3	4	5	6	7	8	9	AB R H RBI BB SO LOB	TOP	
Quilvio Veras, S (1, 4) <small>OBP: 0.370, SLG: 0.376</small>	1-1 		2-0 		0-2 		2-0 			4 0 0 0 0 0 0	San Diego Padres @ St. Louis Cardinals Busch Stadium, St. Louis, MO Wed Sep 29 1999, 4:10 PM CDT Cloudy - 69 F	
Tony Gwynn, L (1, 9) <small>OBP: 0.377, SLG: 0.466</small>	2-2 		1-0 			0-0 		2-2 		4 2 3 0 0 0 0		
Reggie Sanders, R (1, 7) <small>OBP: 0.381, SLG: 0.532</small>	1-1 		3-2 			1-0 		0-3 		4 1 1 0 0 1 2		
Phil Nevin, R (1, 5) <small>OBP: 0.354, SLG: 0.536</small>	0-1 		2-2 			4-1 		4-0 		2 0 1 2 2 0 1		
Eric Owens, R (1, 3) <small>OBP: 0.327, SLG: 0.387</small>	2-2 			3-2 		1-1 		2-1 		3 0 0 0 0 0 2		
Wiki Gonzalez, R (1, 2) <small>OBP: 0.286, SLG: 0.427</small>	2-0 			3-3 		0-2 		2-2 		4 0 0 1 0 1 3		
Ruben Rivera, R (1, 8) <small>OBP: 0.292, SLG: 0.403</small>		2-1 		0-3 		1-3 		2-3 		4 0 0 0 0 3 2		
Damian Jackson, R (1, 6) <small>OBP: 0.326, SLG: 0.363</small>		1-0 			2-2 		0-0 		3-3 			4 0 0 0 0 1 0
Matt Clement, R (1, 1) <small>OBP: 0.143, SLG: 0.077</small> Gary Matthews, S (7, PH) <small>OBP: 0.375, SLG: 0.167</small> Donne Wall, R (7, 1) Carlos Reyes, S (8, 1)		1-3 			1-2 		1-2 			2 0 0 0 0 1 0		
Inning Stats	R: 2 H: 3 E: 0 LOB: 1 K: 0 BB: 0 S: 15 P: 23	R: 0 H: 0 E: 0 LOB: 0 K: 1 BB: 0 S: 6 P: 10	R: 0 H: 1 E: 0 LOB: 1 K: 0 BB: 0 S: 12 P: 20	R: 0 H: 0 E: 0 LOB: 0 K: 2 BB: 0 S: 11 P: 17	R: 0 H: 0 E: 0 LOB: 0 K: 0 BB: 0 S: 9 P: 12	R: 1 H: 1 E: 0 LOB: 2 K: 1 BB: 1 S: 11 P: 18	R: 0 H: 0 E: 0 LOB: 0 K: 0 BB: 0 S: 6 P: 9	R: 0 H: 0 E: 0 LOB: 1 K: 1 BB: 1 S: 9 P: 17	R: 0 H: 0 E: 0 LOB: 0 K: 2 BB: 0 S: 11 P: 18	1B: 2 SF: 0 2B: 3 SAC: 0 3B: 0 DP: 0 HR: 0 HBP: 1		WP: 0 PA: 35 PB: 0 SB: 0 CS: 0
PITCHER Darren Oliver, L (1, 1) <small>ERA: 4.26</small> Lance Painter, L (9, 1) <small>ERA: 4.62</small>	IP WLS BF H R ER SO BB IBB HBP BLK WP HR S P ERA WHIP											PITCHER IP WLS BF H R ER SO BB IBB HBP BLK WP HR S P ERA WHIP

livebaseballscorecards.com

AB	32
R	3
H	5
RBI	3
BB	2
SO	7
LOB	10



Batter	1	2	3	4	5	6	7	8	9
Edgar Renteria, R (1, 6) OBP: 0.333, SLG: 0.396	0-3 K		3-1 G5-3		1-0 G5-3		3-2 WP 1B	2-3 K	
J.D. Drew, L (1, 8) OBP: 0.341, SLG: 0.430	1-1 G3			3-2 HR 2B	1-0 F7		4-0 1B WP	1-0 G3	
Mark McGwire, R (1, 3) OBP: 0.419, SLG: 0.685	2-3 K			1-0 2-H HR	2-2 P4		4-0 1B IBB		
Thomas Howard, S (1, 9) OBP: 0.361, SLG: 0.451		0-0 G4-3		2-2 G5-3		1-2 1B 1B	3-2 1B 1B		
Fernando Tatis, R (1, 5) OBP: 0.401, SLG: 0.539		0-1 G5-3		2-3 K		1-1 F9	1-3 K		
Craig Paquette, R (1, 7) Joe McEwing, R (6, PH) (7, 7) OBP: 0.317, SLG: 0.529 OBP: 0.332, SLG: 0.400		3-1 G6-3		0-0 BB WP 1B		2-1 1B	2-1 G6-3		
Alberto Castillo, R (1, 2) OBP: 0.330, SLG: 0.345			0-0 G6-3	4-0 BB BB		0-1 P5		0-3 K	
Adam Kennedy, L (1, 4) OBP: 0.284, SLG: 0.411			2-1 1B	4-0 1B BB		0-0 F7		4-2 BB BB	
Darren Oliver, R (1, 1) Eduardo Perez, R (8, PH) Lance Painter, L (9, 1) OBP: 0.303, SLG: 0.329 OBP: 0.536, SLG: 0.636			0-3 K	2-3 K			0-0 G4-3	4-2 BB	

Inning Stats	R: 0	H: 0	E: 0	K: 2	S: 8	R: 0	H: 0	E: 0	K: 0	S: 5	R: 0	H: 1	E: 0	K: 1	S: 8	R: 2	H: 3	E: 0	K: 2	S: 14	R: 0	H: 0	E: 0	K: 0	S: 5	R: 0	H: 2	E: 0	K: 0	S: 10	R: 2	H: 2	E: 0	K: 1	S: 13	R: 0	H: 0	E: 0	K: 2	S: 11
	LOB: 0	BB: 0	P: 11	LOB: 0	BB: 0	P: 8	LOB: 1	BB: 0	P: 13	LOB: 3	BB: 2	P: 32	LOB: 0	BB: 0	P: 9	LOB: 2	BB: 0	P: 14	LOB: 2	BB: 2	P: 30	LOB: 2	BB: 2	P: 22	LOB: 0	BB: 2	P: 4	LOB: 0	BB: 2	P: 2	LOB: 0	BB: 2	P: 2	LOB: 0	BB: 2	P: 2				

PITCHER	IP	WLS	BF	H	R	ER	SO	BB	IBB	HBP	BLK	WP	HR	S	P	ERA	WHIP
Matt Clement, R (1, 1) ERA: 4.48	6.0		26	6	2	2	5	2	0	0	0	1	1	50	87	3.00	1.333
Donne Wall, R (7, 1) ERA: 3.18	1.1	L	10	2	2	2	2	3	1	0	0	2	0	20	45	13.50	3.750
Carlos Reyes, R (8, 1) ERA: 3.63	0.2		2	0	0	0	1	0	0	0	0	0	0	4	7	0.00	0.000

BOTTOM

San Diego Padres @ St. Louis Cardinals
 Busch Stadium, St. Louis, MO
 Wed Sep 29 1999, 4:10 PM CDT
 Cloudy - 69 F

AB	32
R	4
H	8
RBI	4
BB	6
SO	8
LOB	18



1B	2B	3B	HR	SF	SAC	DP	HBP	WP	HR	S	P	ERA	WHIP
6	1	0	1	0	0	0	0	3	0	0	0	3.00	1.333
0	0	0	0	0	0	0	0	0	0	0	0	13.50	3.750
0	0	0	0	0	0	0	0	0	0	0	0	0.00	0.000

Batter	1	2	3	4	5	6	7	8	9	10	AB	R	H	RBI	BB	SO	LOB	TOP				
David Newhan, L OBP: 0.135, SLG: 0.243	0-1 1B	3-2 F8			1-0 G4-3		2-3 K2-3			0-3 K	5	1	1	0	0	2	0					
Mike Darr, L OBP: 0.319, SLG: 0.405	1-0 L7		0-0 1B		3-2 HR			1-3 K		4-0 BB	4	2	2	1	1	1	1					
Tony Gwynn, L OBP: 0.383, SLG: 0.471	3-2 2B		1-0 G5-4-3		0-1 1B			3-2 WP		0-0 B5	4	1	4	2	0	0	0					
Ruben Rivera, R OBP: 0.292, SLG: 0.403	2B		2-H 1B		1-3 K			0-3 K		4-0 BB	4	1	1	0	1	2	3					
Eric Owens, R OBP: 0.326, SLG: 0.386	1-H 2B		2-H 1B		1-3 K			0-3 K		1-2 2-3 BB	4	0	2	2	0	1	1					
Phil Nevin, R OBP: 0.355, SLG: 0.535	1-3 2B		1-2f 1B		1-2 F8			1-2 K		0-3 K	0	0	0	0	0	0	0					
Wally Joyner, L OBP: 0.363, SLG: 0.347	1-0 G4-3		2-1 CS		0-0 F7			0-0 G4-3		0-0 L4	5	0	0	0	0	0	4					
Matt Whisenant, R	2-H 3-H 2B		1-2 1B		1-2 G4-3			1-1 G6-3		4-1 S	3	0	0	0	1	0	1					
Trevor Hoffman, R OBP: 0.333, SLG: 0.667	2-H 3-H 2B		3-2 CS		0-0 G4-3			2-3 K		4-0 BB	3	0	0	0	0	2	0					
Quilvio Veras, S OBP: 0.370, SLG: 0.375	2-H 3-H 2B		1-2 1B		1-3 K			1-3 K		1-2 G6-4-3	0	0	0	0	1	0	0					
Domingo Guzman, R	2-H 3-H 2B		1-2 1B		1-3 K			1-3 K		1-2 BB	0	0	0	0	0	0	0					
Ben Davis, S OBP: 0.311, SLG: 0.367	2-3 G4-3		1-2 1B		1-3 K			2-3 K		1-2 BB	2	0	0	0	0	0	0					
Gary Matthews, S OBP: 0.361, SLG: 0.148	1-2 G6-3		0-0 P2		1-1 G5-3			2-1 G6-4-3		1-2 BB	2	0	0	0	0	0	0					
Chris Gomez, R OBP: 0.327, SLG: 0.306			0-0 P2		1-1 G5-3			2-1 G6-4-3		1-2 BB	1	0	0	0	0	1	0					
John Vander Wal, L OBP: 0.371, SLG: 0.422			0-0 P4		1-1 G5-3			2-1 G6-4-3		1-2f	0	0	0	0	0	0	0					
Damian Jackson, R OBP: 0.326, SLG: 0.363			0-0 P4		1-1 G5-3			2-1 G6-4-3		1-2f	0	0	0	0	0	0	2					
Andy Ashby, R OBP: 0.169, SLG: 0.161			0-0 P4		1-1 G5-3			2-1 G6-4-3		1-2f	0	0	0	0	0	0	0					
Reggie Sanders, R OBP: 0.380, SLG: 0.531			0-0 P4		1-1 G5-3			2-1 G6-4-3		1-2f	0	0	0	0	0	0	0					
Dan Miceli, R			0-0 P4		1-1 G5-3			2-1 G6-4-3		1-2f	0	0	0	0	0	0	0					
Dave Magadan, L OBP: 0.372, SLG: 0.355			0-0 P4		1-1 G5-3			2-1 G6-4-3		1-2f	0	0	0	0	0	0	2					
Inning Stats	R: 3 E: 0 K: 0 S: 15	H: 4 LOB: 1 BB: 0 P: 19	R: 0 E: 0 K: 0 S: 6	H: 0 LOB: 0 BB: 0 P: 9	R: 1 E: 0 K: 0 S: 10	H: 3 LOB: 0 BB: 0 P: 16	R: 0 E: 0 K: 1 S: 5	H: 0 LOB: 0 BB: 0 P: 6	R: 1 E: 0 K: 1 S: 11	H: 2 LOB: 1 BB: 0 P: 17	R: 0 E: 0 K: 3 S: 9	H: 0 LOB: 0 BB: 0 P: 14	R: 0 E: 0 K: 3 S: 15	H: 1 LOB: 2 BB: 0 P: 21	R: 0 E: 0 K: 0 S: 4	H: 0 LOB: 2 BB: 2 P: 14	R: 0 E: 0 K: 2 S: 8	H: 0 LOB: 3 BB: 2 P: 16	1B: 6 2B: 3 3B: 0 HR: 1	SF: 0 SAC: 0 DP: 2 HBP: 0	WP: 2 PB: 0 SB: 2 CS: 1	PA: 43
PITCHER	IP WLS BF H R ER SO BB IBB HBP BLK WP HR S P ERA WHIP	IP WLS BF H R ER SO BB IBB HBP BLK WP HR S P ERA WHIP	IP WLS BF H R ER SO BB IBB HBP BLK WP HR S P ERA WHIP	IP WLS BF H R ER SO BB IBB HBP BLK WP HR S P ERA WHIP	IP WLS BF H R ER SO BB IBB HBP BLK WP HR S P ERA WHIP	IP WLS BF H R ER SO BB IBB HBP BLK WP HR S P ERA WHIP	IP WLS BF H R ER SO BB IBB HBP BLK WP HR S P ERA WHIP	IP WLS BF H R ER SO BB IBB HBP BLK WP HR S P ERA WHIP	IP WLS BF H R ER SO BB IBB HBP BLK WP HR S P ERA WHIP	IP WLS BF H R ER SO BB IBB HBP BLK WP HR S P ERA WHIP	IP WLS BF H R ER SO BB IBB HBP BLK WP HR S P ERA WHIP	IP WLS BF H R ER SO BB IBB HBP BLK WP HR S P ERA WHIP	IP WLS BF H R ER SO BB IBB HBP BLK WP HR S P ERA WHIP	IP WLS BF H R ER SO BB IBB HBP BLK WP HR S P ERA WHIP	IP WLS BF H R ER SO BB IBB HBP BLK WP HR S P ERA WHIP	IP WLS BF H R ER SO BB IBB HBP BLK WP HR S P ERA WHIP	IP WLS BF H R ER SO BB IBB HBP BLK WP HR S P ERA WHIP	IP WLS BF H R ER SO BB IBB HBP BLK WP HR S P ERA WHIP				
Jose Jimenez, R ERA: 5.85	5.0																					
Mike Mohler, L ERA: 4.47	1.0																					
Rick Ankiel, L ERA: 3.38	2.0																					
Heathcliff Slocumb, R ERA: 3.84	1.1																					
Juan Acevedo, R ERA: 5.99	0.2	W																				

San Diego Padres @ St. Louis Cardinals
 Busch Stadium, St. Louis, MO
 Wed Sep 29 1999, 7:10 PM CDT
 Att. 37,049 - Overcast - 66 F

livebaseballscorecards.com

AB 38
 R 5
 H 10
 RBI 5
 BB 4
 SO 10
 LOB 17



San Diego Padres @ St. Louis Cardinals
 Busch Stadium, St. Louis, MO

Wed Sep 29 1999, 7:10 PM CDT
 Att. 37,049 - Overcast - 66 F

livebaseballscorecards.com

AB	37
R	6
H	9
RBI	6
BB	7
SO	11
LOB	17



WP	1	PA	45
PB	0		
SB	1		
CS	0		

AB	R	H	RBI	BB	SO	LOB
5	1	2	0	0	0	0
4	1	1	0	1	2	1
0	0	0	0	0	0	0
4	1	1	3	1	2	2
5	0	1	0	0	0	2
4	3	2	1	1	2	1
3	0	0	0	1	0	1
0	0	0	0	0	0	0
0	0	0	0	0	0	0
4	0	1	0	1	2	3
0	0	0	0	0	0	0
3	0	1	1	0	0	1
0	0	0	0	0	0	0
0	0	0	0	2	0	0
1	0	0	0	0	1	0
1	0	0	0	0	1	1
0	0	0	0	0	0	0
3	0	0	1	0	1	5

Batter	1	2	3	4	5	6	7	8	9	10
Edgar Renteria, R (1, 6) OBP: 0.333, SLG: 0.397	0-0 WP S 1B		0-0 F8			3-2 1B HR 1B	2-1 L4		0-0 F9	
J.D. Drew, L (1, 8) OBP: 0.341, SLG: 0.428	3-3 K			0-0 G1-3		0-0 1B HR 1B	4-2 BB		1-3 K	
Juan Acevedo, R (10, 1) OBP: 0.050, SLG: 0.050	1-3 K					1-2 1B				
Mark McGwire, R (1, 3) OBP: 0.418, SLG: 0.687	2-3 K			3-1 G5-3		1-2 1B HR	2-3 K		4-0 BB	
Thomas Howard, S (1, 9) OBP: 0.357, SLG: 0.444	0-1 G3			0-1 L7		3-2 G3-1		1-0 BB BB 1B	3-1 L9	
Fernando Tatis, R (1, 5) OBP: 0.402, SLG: 0.546						4-2 G4-3 1B BB		0-3 K		0-0 SH1-4 FC 2B
Eduardo Perez, R (1, 7) OBP: 0.500, SLG: 0.560						2-2 G5-3		4-2 BB		0-0 SH1-4
Heathcliff Slocumb, R (9, 1) OBP: 0.286, SLG: 0.293						1-2 G4-3		1-2 BB		2-3
David Howard, S (10, 8)								3-3 K		4-0 FC IBB IBB
Marcus Jensen, S (1, 2) OBP: 0.400, SLG: 0.552						1-0 G4-3				
Eli Marrero, R (10, PR) OBP: 0.236, SLG: 0.297						2-3 G4-3		4-2 BB		4-0 FC IBB IBB
Adam Kennedy, L (1, 4) OBP: 0.286, SLG: 0.408						1-0 G3		4-2 BB		4-0 FC IBB
Rick Ankiel, L (7, 1) OBP: 0.100, SLG: 0.100								1-2 BB		1-2 IBB
Ray Lankford, L (8, PH) OBP: 0.380, SLG: 0.493										
Joe McEwing, R (8, PH) OBP: 0.335, SLG: 0.400										
Jose Jimenez, R (1, 1) OBP: 0.094, SLG: 0.132										
Willie McGee, S (5, PH) OBP: 0.297, SLG: 0.281										
Mike Mohler, R (6, 1)										
Placido Polanco, R (7, 4) OBP: 0.319, SLG: 0.358										

Inning Stats	R: 0	H: 1	R: 0	H: 0	R: 0	H: 0	R: 0	H: 0	R: 1	H: 1	R: 4	H: 5	R: 0	H: 0	R: 0	H: 1	R: 0	H: 0	R: 1	H: 1
	E: 0	LOB: 1	E: 0	LOB: 0	E: 0	LOB: 0	E: 0	LOB: 0	E: 0	LOB: 1	E: 0	LOB: 1	E: 0	LOB: 1	E: 0	LOB: 3	E: 0	LOB: 1	E: 0	LOB: 3
	K: 2	BB: 0	K: 2	BB: 0	K: 1	BB: 0	K: 0	BB: 0	K: 1	BB: 1	K: 0	BB: 0	K: 2	BB: 1	K: 2	BB: 2	K: 1	BB: 1	K: 0	BB: 2
	S: 11	P: 16	S: 10	P: 15	S: 7	P: 9	S: 5	P: 8	S: 11	P: 19	S: 21	P: 28	S: 11	P: 21	S: 13	P: 25	S: 6	P: 14	S: 3	P: 11

PITCHER	IP	WLS	BF	H	R	ER	SO	BB	IBB	HBP	BLK	WP	HR	S	P	ERA	WHIP
Andy Ashby, R (1, 1) ERA: 3.8	6.0		26	7	5	5	6	1	0	0	0	1	2	65	95	7.50	1.333
Dan Miceli, R (7, 1) ERA: 4.24	1.2		8	1	0	0	4	2	0	0	0	0	0	20	38	0.00	1.800
Matt Whisenant, L (8, 1) ERA: 5.4	0.0		1	0	0	0	0	1	0	0	0	0	0	3	7	∞	∞
Trevor Hoffman, R (8, 1) ERA: 2.14	1.1		5	0	0	0	1	1	0	0	0	0	0	7	15	0.00	0.750
Domingo Guzman, R (10, 1) ERA: 18.0	0.1	L	5	1	1	1	0	0	2	0	0	0	0	3	11	27.00	3.000

Batter	1	2	3	4	5	6	7	8	9	AB R H RBI BB SO LOB	TOP	
Quilvio Veras, S (1, 4) <small>OBP: 0.371, SLG: 0.382</small>	0-1 HR		1-2 F8		2-0 F9			1-0 CS 1B		4 1 2 1 0 0 0		
Tony Gwynn, L (1, 9) <small>OBP: 0.382, SLG: 0.469</small>	1-2 G3-1		2-2 1B		0-0 L5			0-2 P5		4 0 1 0 0 0 1		
Reggie Sanders, R (1, 7) <small>OBP: 0.379, SLG: 0.531</small>	1-0 HR		3-3 K				1-2 G5-3	3-2 G1-3		4 1 1 0 0 1 2		
Phil Nevin, R (1, 5) <small>OBP: 0.354, SLG: 0.531</small>	3-3 K		0-3 K				4-2 BB		1-0 F9		3 0 0 0 1 2 2	
Eric Owens, R (1, 3) <small>OBP: 0.328, SLG: 0.394</small>	0-0 HR			1-0 G5-3			2-3 K		1-1 G6-4-3 1B		4 1 2 2 0 1 1	
Ruben Rivera, R (1, 8) <small>OBP: 0.291, SLG: 0.400</small>	1-3 K			4-2 BB			1-3 K2-3		1-0 G6-4-3		3 0 0 0 1 2 2	
Ben Davis, S (1, 2) <small>OBP: 0.308, SLG: 0.363</small>			2-3 K		0-3 K			0-0 L4		3 0 0 0 0 2 1		
Damian Jackson, R (1, 6) <small>OBP: 0.324, SLG: 0.360</small>			1-0 F9		2-3 K			3-3 K		3 0 0 0 0 2 1		
Sterling Hitchcock, L (1, 1) <small>OBP: 0.125, SLG: 0.082</small> Dan Miceli, R (6, 1) <small>OBP: 0.351, SLG: 0.143</small> Gary Matthews, S (7, PH) <small>OBP: 0.351, SLG: 0.143</small> Carlos Almanzar, R (7, 1) <small>OBP: 0.351, SLG: 0.143</small> Matt Whiteside, R (8, 1)			0-3 K				2-2 G1-3	0-1 G1-3		2 0 0 0 0 1 0		
Inning Stats	R: 3 H: 3 E: 0 LOB: 0 K: 2 BB: 0 S: 14 P: 20	R: 0 H: 0 E: 0 LOB: 0 K: 2 BB: 0 S: 9 P: 12	R: 0 H: 1 E: 0 LOB: 1 K: 2 BB: 0 S: 12 P: 18	R: 0 H: 0 E: 0 LOB: 1 K: 2 BB: 1 S: 11 P: 18	R: 0 H: 0 E: 0 LOB: 0 K: 0 BB: 0 S: 5 P: 9	R: 0 H: 0 E: 0 LOB: 1 K: 2 BB: 1 S: 12 P: 20	R: 0 H: 0 E: 0 LOB: 0 K: 1 BB: 0 S: 6 P: 9	R: 0 H: 1 E: 0 LOB: 0 K: 0 BB: 0 S: 7 P: 11	R: 0 H: 1 E: 0 LOB: 0 K: 0 BB: 0 S: 4 P: 7	1B: 3 SF: 0 2B: 1 SAC: 0 3B: 0 DP: 1 HR: 2 HBP: 0	WP: 0 PA: 33 PB: 0 SB: 1 CS: 1	
PITCHER Randy Johnson, L (1, 1) <small>ERA: 2.48</small> Bobby Chouinard, R (8, 1) <small>ERA: 2.75</small> Matt Mantei, R (9, 1) <small>ERA: 2.8</small>	IP WLS BF H R ER SO BB IBB HBP BLK WP HR S P ERA WHIP											PITCHER IP WLS BF H R ER SO BB IBB HBP BLK WP HR S P ERA WHIP

San Diego Padres @ Arizona Diamondbacks
 Bank One Ballpark, Phoenix, AZ
 Thu Sep 30 1999, 9:35 PM EDT
 Att. 33,949 - Unknown - 94 F

AB	31
R	3
H	6
RBI	3
BB	2
SO	11
LOB	10



Batter	1	2	3	4	5	6	7	8	9	AB	R	H	RBI	BB	SO	LOB	BOTTOM
Hanley Frias, S <small>(1, 6)</small> <small>OBP: 0.404, SLG: 0.357</small>										4	1	2	1	1	0	1	San Diego Padres @ Arizona Diamondbacks Bank One Ballpark, Phoenix, AZ Thu Sep 30 1999, 9:35 PM EDT Att: 33,949 - Unknown - 94 F livebaseballscorecards.com
Jay Bell, R <small>(1, 4)</small> <small>OBP: 0.368, SLG: 0.545</small>										4	1	2	1	0	1	1	
Greg Colbrunn, R <small>(1, 3)</small> <small>OBP: 0.396, SLG: 0.527</small>										4	1	2	3	0	0	4	
Matt Williams, R <small>(1, 5)</small> <small>OBP: 0.345, SLG: 0.539</small>										3	0	0	0	1	0	1	
Bernard Gilkey, R <small>(1, 7)</small> <small>OBP: 0.377, SLG: 0.488</small>										3	0	0	0	1	2	1	
Ernie Young, R <small>(1, 9)</small> <small>OBP: 0.429, SLG: 0.200</small>										3	0	1	0	0	1	3	
Kelly Stinnett, R <small>(1, 2)</small> <small>OBP: 0.299, SLG: 0.427</small>										4	1	2	0	0	0	2	
LeJon Powell, R <small>(1, 8)</small> <small>OBP: 0.222, SLG: 0.280</small>										4	1	0	0	0	2	3	
Randy Johnson, R <small>(1, 1)</small> <small>OBP: 0.124, SLG: 0.165</small> Bobby Chouinard, R <small>(8, 1)</small> Lenny Harris, L <small>(8, PH)</small> <small>OBP: 0.333, SLG: 0.400</small> Matt Mantei, R <small>(9, 1)</small>										3	0	1	0	0	1	2	
Inning Stats	R: 3 H: 2 E: 1 LOB: 0 K: 0 BB: 0 S: 12 P: 19	R: 1 H: 2 E: 0 LOB: 0 K: 0 BB: 0 S: 9 P: 13	R: 0 H: 1 E: 0 LOB: 1 K: 1 BB: 0 S: 11 P: 19	R: 0 H: 1 E: 0 LOB: 1 K: 1 BB: 0 S: 12 P: 21	R: 0 H: 1 E: 0 LOB: 3 K: 2 BB: 2 S: 14 P: 29	R: 1 H: 3 E: 0 LOB: 2 K: 1 BB: 1 S: 14 P: 27	R: 0 H: 0 E: 0 LOB: 1 K: 1 BB: 0 S: 16 P: 22	R: 0 H: 1 E: 0 LOB: 0 K: 1 BB: 0 S: 9 P: 15	1B: 10 SF: 0 2B: 0 SAC: 0 3B: 0 DP: 1 HR: 1 HBP: 1	WP: 0 PA: 39 PB: 0 SB: 1 CS: 2							
PITCHER Sterling Hitchcock, L <small>(1, 1)</small> <small>ERA: 4.11</small> Dan Miceli, R <small>(6, 1)</small> <small>ERA: 4.19</small> Carlos Almanzar, R <small>(7, 1)</small> <small>ERA: 7.47</small> Matt Whiteside, R <small>(8, 1)</small> <small>ERA: 17.0</small>	IP WLS BF H R ER SO BB IBB HBP BLK WP HR S P ERA WHIP 5.1 L 28 9 5 4 5 3 0 0 0 0 0 1 67 117 6.75 2.250 0.2 2 1 0 0 0 0 0 0 0 0 0 5 11 0.00 1.500 1.2 7 1 0 0 2 0 0 1 0 0 0 25 36 0.00 0.600 0.1 0 0 0 0 0 0 0 0 0 0 0 0 1 0.00 0.000	PITCHER IP WLS BF H R ER SO BB IBB HBP BLK WP HR S P ERA WHIP 0.0 0 0 0 0 0 0 0 0 0 0 0 0 0 0.00 0.000	PITCHER IP WLS BF H R ER SO BB IBB HBP BLK WP HR S P ERA WHIP 0.0 0 0 0 0 0 0 0 0 0 0 0 0 0 0.00 0.000														

AB 33
R 5
H 11
RBI 5
BB 3
SO 7
LOB 18



Batter	1	2	3	4	5	6	7	8	9	AB R H RBI BB SO LOB	TOP										
Reggie Sanders, R (1, 7) OBP: 0.378, SLG: 0.532	1-3 K		0-3 K		2-2 P4		1-0 HR	0-1 FC5-4		5 1 1 0 0 2 3											
David Newhan, L (1, 4) OBP: 0.175, SLG: 0.333	0-0 HR		2-3 K		4-0 BB		2-0 G6-3		0-0 G4-3	2 1 1 1 1 1 2 0 0 0 0 0 1											
Quilvio Veras, S (7, PH) OBP: 0.369, SLG: 0.381																					
Tony Gwynn, L (1, 9) OBP: 0.383, SLG: 0.479	1-0 G1-3			0-0 G4-3 2B	0-1 L6		1-2 HR		2-2 F9	4 2 2 2 0 0 1 1 0 0 0 0 0 0											
Eric Owens, R (7, 8) OBP: 0.327, SLG: 0.393																					
Phil Nevin, R (1, 5) OBP: 0.354, SLG: 0.531	2-2 G1-3			2-2 G4-3		1-0 1B 2B	1-3 K		4-1 BB	4 0 1 0 1 1 1											
Wally Joyner, L (1, 3) OBP: 0.364, SLG: 0.351		0-0 F8		2-2 1B 2B		1-2 2B 1B	1-3 K		1-2 F9	5 2 2 1 0 1 1											
Mike Darr, L (1, 8) OBP: 0.353, SLG: 0.435		0-1 G5-4-3 1B		1-1 FC5 1B		1-2 F8		1-2 FC5-4 1B		4 0 3 1 0 0 1											
Wiki Gonzalez, R (1, 2) OBP: 0.284, SLG: 0.430		1-2 G5-4-3		1-1 P3		2-0 2B		2-0 F8		4 0 1 1 0 0 3											
Chris Gomez, R (1, 6) OBP: 0.330, SLG: 0.306			2-0 1B	2-2 FC5		4-2 BB		2-2 FC5-4 BB		3 0 1 0 1 0 2											
Woody Williams, R (1, 1) OBP: 0.197, SLG: 0.233			0-3 K		1-3 K	3-1 G1-3		4-2 FC5-4 BB		3 0 0 0 0 2 3											
Donne Wall, R (6, 1)										0 0 0 0 0 0 0											
Dave Magadan, L (8, PH) OBP: 0.375, SLG: 0.355										0 0 0 0 1 0 0											
Matt Whisenant, R (8, 1)										0 0 0 0 0 0 0											
Carlos Reyes, S (9, 1)										0 0 0 0 0 0 0											
Inning Stats	R: 1 E: 0 K: 1 S: 9	H: 1 LOB: 0 BB: 0 P: 13	R: 0 E: 0 K: 0 S: 6	H: 1 LOB: 0 BB: 0 P: 7	R: 0 E: 0 K: 3 S: 12	H: 1 LOB: 1 BB: 0 P: 16	R: 2 E: 0 K: 0 S: 15	H: 3 LOB: 1 BB: 0 P: 23	R: 0 E: 0 K: 1 S: 8	H: 0 LOB: 1 BB: 1 P: 15	R: 1 E: 0 K: 0 S: 14	H: 3 LOB: 2 BB: 1 P: 26	R: 2 E: 0 K: 2 S: 11	H: 2 LOB: 0 BB: 0 P: 17	R: 0 E: 0 K: 0 S: 12	H: 1 LOB: 2 BB: 1 P: 21	R: 0 E: 0 K: 0 S: 8	H: 0 LOB: 1 BB: 1 P: 15	1B: 5 2B: 4 3B: 1 HR: 2	SF: 0 SAC: 0 DP: 1 HBP: 0	WP: 0 PA: 41 PB: 0 SB: 1 CS: 0
PITCHER	IP WLS BF H R ER SO BB IBB HBP BLK WP HR S P ERA WHIP																				
Todd Stottlemyre, R (1, 1) ERA: 4.09	6.0 L 28 10 5 5 5 2 0 0 0 0 0 1 65 102 7.50 2.000																				
Dan Plesac, L (7, 1) ERA: 6.02	1.0 5 2 1 1 2 0 0 0 0 0 0 1 14 20 9.00 2.000																				
Gregg Olson, R (8, 1) ERA: 3.45	1.2 7 0 0 0 0 2 0 0 0 0 0 0 13 27 0.00 1.200																				
Greg Swindell, L (9, 1) ERA: 2.52	0.1 1 0 0 0 0 0 0 0 0 0 0 0 3 4 0.00 0.000																				

San Diego Padres @ Arizona Diamondbacks
 Bank One Ballpark, Phoenix, AZ
 Fri Oct 01 1999, 9:35 PM EDT
 Att. 38,519 - Unknown - 94 F

AB	37
R	6
H	12
RBI	6
BB	4
SO	7
LOB	17



Batter	1	2	3	4	5	6	7	8	9	AB	R	H	RBI	BB	SO	LOB
Tony Womack, L OBP: 0.333, SLG: 0.368 (1, 9)	F7		G5-3			G4-3		CS 1B		4	0	1	0	0	0	0
Jay Bell, R OBP: 0.371, SLG: 0.547 (1, 4)	2B		K			1B SF8 1B		1-2 BB		3	1	2	0	1	1	0
Luis Gonzalez, L OBP: 0.402, SLG: 0.546 (1, 7)	P6		L4			1B 1-3 1B		G4-3		4	0	1	0	0	0	2
Erubiel Durazo, L OBP: 0.413, SLG: 0.596 (1, 3)					F8	SF8		G6-3		1	0	0	1	1	0	0
Greg Colbrunn, R OBP: 0.393, SLG: 0.523 (8, PH) (9, 3)										1	0	0	0	0	0	1
Steve Finley, L OBP: 0.337, SLG: 0.527 (1, 8)	K				F9	3-H 2-1 1-3 1B		G3-1		4	0	1	0	0	1	2
Andy Fox, L OBP: 0.352, SLG: 0.381 (1, 5)					F9	1-0 F8		G5-3		3	0	1	0	0	0	2
Greg Swindell, L (9, 1)										0	0	0	0	0	0	0
Bernard Gilkey, R OBP: 0.376, SLG: 0.485 (9, PH)										1	0	0	0	0	0	0
Rod Barajas, R OBP: 0.231, SLG: 0.167 (1, 2)						G6-3		G4-3		3	0	0	0	0	1	1
Turner Ward, S OBP: 0.317, SLG: 0.303 (9, PH)										1	0	0	0	0	0	0
Hanley Frias, S OBP: 0.397, SLG: 0.349 (1, 6)						K		F9		3	0	0	0	0	1	1
Todd Stottlemyre, L OBP: 0.243, SLG: 0.156 (1, 1)						L4		K		2	0	0	0	0	1	1
Dan Plesac, L (7, 1)										0	0	0	0	0	0	0
Lenny Harris, L OBP: 0.332, SLG: 0.398 (7, 5)										1	0	0	0	0	1	0
Gregg Olson, R (8, 1)										0	0	0	0	0	0	0

Inning Stats	R: 0	H: 1	E: 0	K: 1	S: 12	R: 0	H: 1	E: 0	K: 1	S: 10	R: 0	H: 0	E: 0	K: 1	S: 10	R: 0	H: 0	E: 0	K: 1	S: 7	R: 0	H: 0	E: 0	K: 1	S: 10	R: 1	H: 3	E: 0	K: 0	S: 11	R: 0	H: 0	E: 0	K: 2	S: 7	R: 0	H: 1	E: 0	K: 0	S: 6	R: 0	H: 0	E: 0	K: 0	S: 7	R: 0	H: 0	E: 0	K: 0	S: 7	1B: 5	SF: 1	2B: 1	SAC: 0	3B: 0	DP: 0	HR: 0	HBP: 0	WP: 0	PA: 34
--------------	------	------	------	------	-------	------	------	------	------	-------	------	------	------	------	-------	------	------	------	------	------	------	------	------	------	-------	------	------	------	------	-------	------	------	------	------	------	------	------	------	------	------	------	------	------	------	------	------	------	------	------	------	-------	-------	-------	--------	-------	-------	-------	--------	-------	--------


PITCHER	IP	WLS	BF	H	R	ER	SO	BB	IBB	HBP	BLK	WP	HR	S	P	ERA	WHIP
Woody Williams, R ERA: 4.41 (1, 1)	5.2	W	23	5	1	1	4	1	0	0	0	0	0	59	89	1.59	1.059
Donne Wall, R ERA: 3.12 (6, 1)	1.1	H	4	0	0	0	2	0	0	0	0	0	0	8	12	0.00	0.000
Matt Whisenant, L ERA: 5.26 (8, 1)	1.1		5	1	0	0	0	1	0	0	0	0	0	8	16	0.00	1.500
Carlos Reyes, R ERA: 3.6 (9, 1)	0.2		2	0	0	0	0	0	0	0	0	0	0	5	8	0.00	0.000

BOTTOM

San Diego Padres @ Arizona Diamondbacks
Bank One Ballpark, Phoenix, AZ

Fri Oct 01 1999, 9:35 PM EDT
Att: 38,519 - Unknown - 94 F

AB	31
R	1
H	6
RBI	1
BB	2
SO	6
LOB	10



PITCHER	IP	WLS	BF	H	R	ER	SO	BB	IBB	HBP	BLK	WP	HR	S	P	ERA	WHIP
---------	----	-----	----	---	---	----	----	----	-----	-----	-----	----	----	---	---	-----	------

Batter	1	2	3	4	5	6	7	8	9	AB R H RBI BB SO LOB	TOP																
Quilvio Veras, S (1, 4) OBP: 0.368, SLG: 0.379	1-0 G5-3			2-2 F8	0-0 FC6-4		2-1 1B		2-3 K	5 1 1 1 0 1 3																	
Eric Owens, R (1, 3) OBP: 0.326, SLG: 0.392 Wally Joyner, L (7, 3) OBP: 0.363, SLG: 0.350	1-2 F9			0-2 G3		1-1 P4	3-1 1B		1-2 P5	4 0 1 1 0 0 0 1 0 0 0 0 0 2																	
Reggie Sanders, R (1, 7) OBP: 0.377, SLG: 0.528	3-2 L5			0-0 G6-3		1-0 F7	4-1 BB			3 0 0 0 1 0 0																	
Phil Nevin, R (1, 5) OBP: 0.353, SLG: 0.530			1-0 F7		1-2 F7	1-0 2B	3-3 K			4 0 1 0 0 1 2																	
Wiki Gonzalez, R (1, 2) OBP: 0.271, SLG: 0.410			1-2 G5-3		0-0 E6 1B	1-1 F8		1-0 G6-3		4 1 0 0 0 0 1																	
Ruben Rivera, R (1, 8) OBP: 0.293, SLG: 0.400			0-0 G6-3		4-2 1B 1B BB		2-1 BLK S 1B 1B		0-0 G6-3	3 2 1 0 1 0 0																	
Gary Matthews, S (1, 9) OBP: 0.366, SLG: 0.188			0-0 L8		1-0 1B 1-2 2-H 1B		3-2 E 1B 1B		0-1 P7	4 1 2 2 0 0 0																	
Damian Jackson, R (1, 6) OBP: 0.321, SLG: 0.358 Dave Magadan, L (9, PH) OBP: 0.377, SLG: 0.355 David Newhan, L (9, PR) OBP: 0.175, SLG: 0.333			3-3 K		3-3 K		0-1 P5		4-1 WP BB	3 0 0 0 0 2 3 0 0 0 0 1 0 0 0 0 0 0 0 0 0																	
Buddy Carlyle, L (1, 1) OBP: 0.364, SLG: 0.222 Dan Miceli, R (7, 1) Matt Whisenant, R (7, 1) Carlos Reyes, S (7, 1) Tony Gwynn, L (9, PH) OBP: 0.382, SLG: 0.478			1-1 G3		1-1 FC6-4 1B		1-0 G4-3		0-0 F7	3 0 1 1 0 0 1 0 1 0 0 0 0 0 1																	
Inning Stats	R: 0 E: 0 K: 0 S: 7	H: 0 LOB: 0 BB: 0 P: 12	R: 0 E: 0 K: 0 S: 5	H: 0 LOB: 0 BB: 0 P: 7	R: 0 E: 0 K: 1 S: 6	H: 0 LOB: 0 BB: 0 P: 10	R: 0 E: 0 K: 0 S: 7	H: 0 LOB: 0 BB: 0 P: 9	R: 2 E: 1 K: 1 S: 13	H: 2 LOB: 2 BB: 1 P: 23	R: 0 E: 0 K: 0 S: 6	H: 1 LOB: 1 BB: 0 P: 10	R: 3 E: 1 K: 1 S: 19	H: 4 LOB: 2 BB: 1 P: 37	R: 0 E: 0 K: 0 S: 4	H: 0 LOB: 0 BB: 0 P: 5	R: 0 E: 0 K: 1 S: 9	H: 0 LOB: 2 BB: 1 P: 16	1B: 6 2B: 1 3B: 0 HR: 0	SF: 0 SAC: 0 DP: 0 HBP: 0	WP: 1 PB: 0 SB: 5 CS: 0	PA: 38					
PITCHER	IP	WLS	BF	H	R	ER	SO	BB	IBB	HBP	BLK	WP	HR	S	P	ERA	WHIP										
Omar Daal, L (1, 1) ERA: 3.65	6.0		23	3	2	0	2	1	0	0	0	0	0	44	71	0.00	0.667										
Darren Holmes, R (7, 1) ERA: 3.7	0.2		6	4	3	3	0	0	0	0	1	0	0	15	26	40.50	6.000										
Byung-Hyun Kim, R (7, 1) ERA: 4.61	0.1	W	2	0	0	0	1	1	0	0	0	0	0	4	11	0.00	3.000										
Bobby Chouinard, R (8, 1) ERA: 2.68	1.0	H	3	0	0	0	0	0	0	0	0	0	0	4	5	0.00	0.000										
Matt Mantei, R (9, 1) ERA: 2.76	1.0	S	4	0	0	0	1	1	0	0	0	1	0	9	16	0.00	1.000										

San Diego Padres @ Arizona Diamondbacks

Bank One Ballpark, Phoenix, AZ

Sat Oct 02 1999, 10:05 PM EDT
Att. 46,794 - Unknown - 91 F

AB	35
R	5
H	7
RBI	5
BB	3
SO	4
LOB	13



WP: 1	PA: 38
PB: 0	
SB: 5	
CS: 0	

livebaseballscores.com

Batter	1	2	3	4	5	6	7	8	9	AB	R	H	RBI	BB	SO	LOB
Tony Womack, L OBP: 0.332, SLG: 0.370 (1, 4)										4	1	1	0	0	2	3
Steve Finley, L OBP: 0.336, SLG: 0.524 (1, 8)										3	1	0	0	1	1	1
Luis Gonzalez, L OBP: 0.404, SLG: 0.548 (1, 7)										3	1	2	2	1	0	0
Matt Williams, R OBP: 0.344, SLG: 0.538 (1, 5)										4	0	1	3	0	0	2
Erubiel Durazo, L OBP: 0.415, SLG: 0.591 (1, 3)										3	0	1	0	1	1	1
Turner Ward, S OBP: 0.323, SLG: 0.313 (1, 9)										3	1	1	0	1	0	0
Hanley Frias, S OBP: 0.393, SLG: 0.342 (1, 6)										3	1	0	0	1	0	2
Kelly Stinnett, R OBP: 0.302, SLG: 0.426 (1, 2)										3	1	1	0	1	1	2
Omar Daal, L OBP: 0.254, SLG: 0.281 Darren Holmes, R Byung-Hyun Kim, R Lenny Harris, L Bernard Gilkey, R Bobby Chouinard, R Matt Mantei, R										2	0	0	0	0	0	3

Inning Stats	R: 0	H: 0	E: 0	K: 2	S: 12	R: 0	H: 0	E: 0	K: 1	S: 7	R: 0	H: 0	E: 0	K: 1	S: 10	R: 0	H: 1	E: 0	K: 0	S: 4	R: 0	H: 1	E: 0	K: 0	S: 9	R: 1	H: 2	E: 0	K: 1	S: 5	R: 6	H: 3	E: 0	K: 1	S: 18	R: 0	H: 0	E: 0	K: 1	S: 8	1B: 3	2B: 4	3B: 1	HR: 0	SF: 0	SAC: 0	DP: 2	HBP: 0	WP: 0	PB: 1	SB: 0	CS: 0	PA: 35
--------------	------	------	------	------	-------	------	------	------	------	------	------	------	------	------	-------	------	------	------	------	------	------	------	------	------	------	------	------	------	------	------	------	------	------	------	-------	------	------	------	------	------	-------	-------	-------	-------	-------	--------	-------	--------	-------	-------	-------	-------	--------

PITCHER	IP	WLS	BF	H	R	ER	SO	BB	IBB	HBP	BLK	WP	HR	S	P	ERA	WHIP
Buddy Carlyle, R ERA: 5.97	(1, 1)	6.1	24	5	2	2	3	3	0	0	0	0	0	50	76	2.84	1.263
Dan Miceli, R ERA: 4.46	(7, 1)	0.0	2	1	0	0	0	1	0	0	0	0	0	2	6	∞	∞
Matt Whisenant, L ERA: 5.74	(7, 1)	0.1	L 4	0	2	2	1	3	0	0	0	0	0	6	19	54.00	9.000
Carlos Reyes, R ERA: 3.54	(7, 1)	1.1	B 5	1	3	3	1	0	0	0	0	0	0	15	21	20.25	0.750

BOTTOM

San Diego Padres @ Arizona Diamondbacks
Bank One Ballpark, Phoenix, AZ

Sat Oct 02 1999, 10:05 PM EDT
Att: 46,794 - Unknown - 91 F

AB	28
R	7
H	7
RBI	6
BB	7
SO	5
LOB	14

PITCHER	IP	WLS	BF	H	R	ER	SO	BB	IBB	HBP	BLK	WP	HR	S	P	ERA	WHIP
Buddy Carlyle, R ERA: 5.97	(1, 1)	6.1	24	5	2	2	3	3	0	0	0	0	0	50	76	2.84	1.263
Dan Miceli, R ERA: 4.46	(7, 1)	0.0	2	1	0	0	0	1	0	0	0	0	0	2	6	∞	∞
Matt Whisenant, L ERA: 5.74	(7, 1)	0.1	L 4	0	2	2	1	3	0	0	0	0	0	6	19	54.00	9.000
Carlos Reyes, R ERA: 3.54	(7, 1)	1.1	B 5	1	3	3	1	0	0	0	0	0	0	15	21	20.25	0.750

Batter	1	2	3	4	5	6	7	8	9	AB R H RBI BB SO LOB	TOP											
Reggie Sanders, R OBP: 0.376, SLG: 0.527 Domingo Guzman, R (5, 1) Carlos Reyes, S (6, 1) Donne Wall, R (7, 1) Tony Gwynn, L OBP: 0.381, SLG: 0.477 (8, PH) Matt Whisenant, R (8, 1)	1-1 F7 ①		1-2 1B ①		0-0 G5-3 ③			0-2 G4-3 ①		3 0 1 0 1 0 0 0 0 0 0 0 0 0 0 0 0 0												
David Newhan, L OBP: 0.159, SLG: 0.302 (1, 4)	1-0 G3 ②		0-2 L4 ①			0-3 K ①		2-2 F7 ②		4 0 0 0 0 1 1												
Eric Owens, R OBP: 0.327, SLG: 0.391 John Vander Wal, L OBP: 0.368, SLG: 0.419 (6, PH) (6, 3)	4-2 BLK BB ③		1-0 F9 ②			0-0 G3-1 ②		1-1 G1-3 ③		1 0 0 0 1 0 1 2 0 0 0 0 0 0												
Phil Nevin, R OBP: 0.352, SLG: 0.527 (1, 5) SAFE	2-1 F8 ③		2-2 L1 ③			0-2 G6-3 ③			1-1 BB 1B ③	4 1 1 0 0 0 2												
Ruben Rivera, R OBP: 0.295, SLG: 0.406 (1, 8)		0-0 F8 ①		0-1 G1-3 ①			1-1 HR		4-2 1B G5-4-3 BB ③	3 2 1 1 1 0 0												
Gary Matthews, S OBP: 0.378, SLG: 0.222 (1, 9) (7, 7)		0-1 G6-3 ②		1-2 K ②			1-1 G3 1B		3-1 G5-4-3 1B ③	4 0 2 1 0 1 0												
Ben Davis, S OBP: 0.307, SLG: 0.361 (1, 2)		2-1 1B 1B ③		1-1 F7 ③			0-0 G3 ①		1-2 G5-4-3 ②	4 0 1 0 0 0 2												
Chris Gomez, R OBP: 0.331, SLG: 0.308 Mike Darr, L OBP: 0.340, SLG: 0.417 (7, PH) (7, 9)		1-2 1B ③			0-0 P4 ①		3-2 K ②		1-2 K ③	2 0 1 0 0 0 0 2 0 0 0 0 2 1												
Heath Murray, L OBP: 0.214, SLG: 0.154 Matt Whiteside, R (3, 1) Damian Jackson, R OBP: 0.320, SLG: 0.356 (5, PH) (5, 7) (7, 6)		0-3 K ③			3-3 K ②		1-1 L3 ③			1 0 0 0 0 1 2 0 0 0 0 0 0 0 2 0 0 0 0 1 1												
Inning Stats	R: 0 E: 0 K: 0 S: 7	H: 0 LOB: 1 BB: 1 P: 15	R: 0 E: 0 K: 1 S: 11	H: 2 LOB: 2 BB: 0 P: 14	R: 0 E: 0 K: 0 S: 10	H: 1 LOB: 1 BB: 0 P: 14	R: 0 E: 0 K: 1 S: 7	H: 0 LOB: 0 BB: 0 P: 9	R: 0 E: 0 K: 1 S: 5	H: 0 LOB: 0 BB: 0 P: 8	R: 0 E: 0 K: 1 S: 8	H: 0 LOB: 0 BB: 0 P: 8	R: 1 E: 0 K: 1 S: 10	H: 2 LOB: 1 BB: 0 P: 16	R: 0 E: 0 K: 0 S: 9	H: 0 LOB: 0 BB: 0 P: 12	R: 2 E: 0 K: 1 S: 12	H: 2 LOB: 0 BB: 1 P: 22	1B: 6 2B: 0 3B: 0 HR: 1	SF: 0 SAC: 0 DP: 1 HBP: 0	WP: 0 PB: 0 SB: 0 CS: 0	PA: 35
PITCHER	IP WLS BF H R ER SO BB IBB HBP BLK WP HR S P ERA WHIP																					
Brian Anderson, L ERA: 4.57 (1, 1)	5.0 W 19 3 0 0 3 1 0 0 0 0 0 0 40 60 0.00 0.800																					
Andy Benes, R ERA: 4.81 (6, 1)	2.0 8 2 1 1 2 0 0 0 0 0 0 1 18 24 4.50 1.000																					
Dan Plesac, L ERA: 5.89 (8, 1)	1.0 3 0 0 0 0 0 0 0 0 0 0 0 9 12 0.00 0.000																					
Gregg Olson, R ERA: 3.71 (9, 1)	0.2 4 2 2 2 0 1 0 0 0 0 0 0 9 18 27.00 4.500																					
Greg Swindell, L ERA: 2.51 (9, 1)	0.1 1 0 0 0 1 0 0 0 0 0 0 0 3 4 0.00 0.000																					

San Diego Padres @ Arizona Diamondbacks
Bank One Ballpark, Phoenix, AZ
Sun Oct.03 1999, 4:05 PM EDT
Att: 43,465 - Dome - 72 F

AB	33
R	3
H	7
RBI	2
BB	2
SO	6
LOB	10



