

# San Diego Padres - 1999

Batter	1	2	3	4	5	6	7	8	9	AB	R	H	RBI	BB	SO	LOB	TOP			
Darryl Hamilton, L OBP: 0.400, SLG: 0.400										5	1	2	1	0	0	4	<b>Colorado Rockies @ San Diego Padres</b> Estadio de Beisbol Monterrey, Monterrey, MX Sun Apr 04 1999, 8:05 PM EDT Att: 27,104 - Unknown - 82 F  <b>AB 42</b> <b>R 8</b> <b>H 18</b> <b>RBI 8</b> <b>BB 2</b> <b>SO 6</b> <b>LOB 22</b>			
Neft Perez, S OBP: 0.200, SLG: 0.200										5	2	1	1	0	0	3				
Lenny Harris, L Pat Watkins, R										5	0	1	1	0	1	1				
Dante Bichette, R										5	1	4	4	0	0	0				
Vinny Castilla, R										5	1	4	0	0	0	2				
17 Todd Helton, L										5	0	0	0	0	2	8				
3 Mike Lansing, R										5	1	2	0	0	2	3				
Kirt Manwaring, R										4	1	2	1	1	0	0				
Darryl Kile, R Curt Leskanic, R Chuck McElroy, L Angel Echevarria, R Dave Veres, R										2	1	2	0	1	0	0				
<b>Inning Stats</b>	R: 1 E: 0 K: 2 S: 14	H: 3 LOB: 2 BB: 0 P: 20	R: 5 E: 0 K: 2 S: 25	H: 5 LOB: 2 BB: 2 P: 42	R: 0 E: 0 K: 0 S: 12	H: 1 LOB: 0 BB: 0 P: 18	R: 0 E: 0 K: 0 S: 13	H: 2 LOB: 2 BB: 0 P: 24	R: 0 E: 0 K: 0 S: 10	H: 2 LOB: 2 BB: 0 P: 14	R: 0 E: 0 K: 0 S: 9	H: 1 LOB: 1 BB: 0 P: 14	R: 0 E: 0 K: 0 S: 10	H: 0 LOB: 0 BB: 0 P: 15	R: 1 E: 0 K: 2 S: 21	H: 2 LOB: 1 BB: 0 P: 25		1B: 16 2B: 2 3B: 0 HR: 1	SF: 0 SAC: 1 DP: 2 HBP: 0	WP: 0 PB: 0 SB: 2 CS: 0
<b>PITCHER</b>	IP WLS BF H R ER SO BB IBB HBP BLK WP HR S P ERA WHIP																			
Andy Ashby, R ERA: 54.0	(1, 1) 1.0 L 13 8 6 6 2 2 0 0 0 0 0 0 26 42 54.00 10.000																			
Brian Boehringer, R ERA: 2.7	(2, 1) 4.0 16 5 0 0 2 0 0 0 0 0 0 48 76 0.00 1.250																			
Carlos Reyes, R ERA: 4.5	(6, 1) 2.0 8 3 1 1 0 0 0 0 0 0 1 19 30 4.50 1.500																			
Trevor Hoffman, R ERA: 0.0	(8, 1) 1.0 3 0 0 0 0 0 0 0 0 0 0 10 15 0.00 0.000																			
Dan Miceli, R ERA: 9.0	(9, 1) 1.0 5 2 1 1 2 0 0 0 0 0 0 21 25 9.00 2.000																			

Batter	1	2	3	4	5	6	7	8	9	AB	R	H	RBI	BB	SO	LOB	BOTTOM			
Quilvio Veras, S OBP: 0.200, SLG: 0.200										5	0	1	1	0	1	1	<b>Colorado Rockies @ San Diego Padres</b> Estadio de Beisbol Monterrey, Monterrey, MX Sun Apr 04 1999, 8:05 PM EDT Att: 27,104 - Unknown - 82 F  <b>AB 32</b> <b>R 2</b> <b>H 6</b> <b>RBI 2</b> <b>BB 6</b> <b>SO 8</b> <b>LOB 16</b>			
Reggie Sanders, R Trevor Hoffman, R Eric Owens, R										2	1	0	0	2	1	0				
Tony Gwynn, L										4	0	1	1	0	0	2				
Wally Joyner, L										2	0	1	0	2	1	1				
Greg Myers, L Jim Leyritz, R										1	0	0	0	2	0	1				
George Arias, R										4	0	0	0	0	2	5				
Ruben Rivera, R Dan Miceli, R										4	0	1	0	0	1	2				
Chris Gomez, R										4	0	0	0	0	1	1				
Andy Ashby, R Brian Boehringer, S Dave Magadan, L Carlos Reyes, S John Vander Wal, L										0	0	0	0	0	0	0				
<b>Inning Stats</b>	R: 1 E: 0 K: 1 S: 12	H: 1 LOB: 1 BB: 1 P: 21	R: 0 E: 0 K: 0 S: 5	H: 1 LOB: 1 BB: 0 P: 8	R: 0 E: 0 K: 1 S: 7	H: 0 LOB: 0 BB: 0 P: 11	R: 0 E: 0 K: 0 S: 15	H: 1 LOB: 1 BB: 1 P: 24	R: 0 E: 0 K: 0 S: 4	H: 0 LOB: 2 BB: 2 P: 18	R: 1 E: 0 K: 1 S: 10	H: 2 LOB: 2 BB: 1 P: 22	R: 0 E: 0 K: 3 S: 13	H: 0 LOB: 1 BB: 1 P: 21	R: 0 E: 0 K: 1 S: 9	H: 1 LOB: 0 BB: 0 P: 11		1B: 5 2B: 1 3B: 0 HR: 0	SF: 0 SAC: 0 DP: 1 HBP: 0	WP: 0 PB: 0 SB: 1 CS: 0
<b>PITCHER</b>	IP WLS BF H R ER SO BB IBB HBP BLK WP HR S P ERA WHIP																			
Darryl Kile, R ERA: 2.7	(1, 1) 6.2 W 28 4 0 0 2 4 0 0 0 0 0 58 101 2.70 1.350																			
Curt Leskanic, R ERA: 0.0	(7, 1) 0.0 1 0 0 0 0 1 0 0 0 0 0 1 5 0.00 0.000																			
Chuck McElroy, L ERA: 0.0	(7, 1) 1.1 5 0 0 0 3 1 0 0 0 0 0 14 24 0.00 0.750																			
Dave Veres, R ERA: 1.000	(9, 1) 1.0 4 1 0 0 1 0 0 0 0 0 0 9 11 1.000 1.000																			



Batter	1	2	3	4	5	6	7	8	9	AB	R	H	RBI	BB	SO	LOB	TOP										
Darryl Hamilton, L (1.8) OBP: 0.500, SLG: 0.444	G3		BB					F8		4	0	2	0	1	0	1	<b>Colorado Rockies @ San Diego Padres</b> Qualcomm Stadium, San Diego, CA Tue Apr 06 1999, 6:05 PM EDT Att: 61,247 - Cloudy - 65 F										
Neftali Feliz, S (1.6) OBP: 0.100, SLG: 0.100	K2-3		F9						G5-3	5	0	0	0	0	2	3											
Pat Watkins, R (1.9) OBP: 0.400, SLG: 0.250	G6-3									4	1	1	0	1	1	0											
Dante Bichette, R (1.7) OBP: 0.600, SLG: 0.900		G1-3								5	0	2	0	0	1	1											
Vinny Castilla, R (1.5) OBP: 0.667, SLG: 0.875										3	1	1	0	1	2	2											
17 Todd Helton, L (1.3) OBP: 0.111, SLG: 0.222										4	1	1	1	0	1	3											
3 Mike Lansing, R (1.4) OBP: 0.222, SLG: 0.222										4	0	0	0	0	2	5											
Kirt Manwaring, R (1.2) OBP: 0.625, SLG: 0.667 (8, PH) Jeff Reed, L (8, PH) OBP: 1.000, SLG: 1.000										2	0	1	1	1	0	0											
Pedro Astacio, R (1.1) Bobby Jones, R (7.1) Lenny Harris, L (8, PH) OBP: 0.167, SLG: 0.167 Roberto Ramirez, L (8.1) Mike DeJean, R (8.1)										2	0	0	0	0	0	2											
										0	0	0	0	0	0	0											
										1	0	0	0	0	0	1											
										0	0	0	0	0	0	0											
										0	0	0	0	0	0	0											
										0	0	0	0	0	0	0											
<b>Inning Stats</b>	R: 0 E: 0 K: 1 S: 8	H: 0 LOB: 0 BB: 0 P: 14	R: 0 E: 0 K: 1 S: 8	H: 0 LOB: 0 BB: 0 P: 10	R: 0 E: 0 K: 1 S: 8	H: 0 LOB: 2 BB: 2 P: 18	R: 0 E: 0 K: 2 S: 12	H: 1 LOB: 2 BB: 1 P: 18	R: 0 E: 0 K: 1 S: 9	H: 1 LOB: 1 BB: 0 P: 13	R: 2 E: 1 K: 1 S: 15	H: 2 LOB: 2 BB: 1 P: 25	R: 0 E: 0 K: 1 S: 11	H: 3 LOB: 2 BB: 0 P: 13	R: 1 E: 1 K: 0 S: 6	H: 2 LOB: 1 BB: 0 P: 13	R: 0 E: 0 K: 1 S: 6	H: 0 LOB: 0 BB: 0 P: 8	1B: 6 2B: 3 3B: 0 HR: 0	SF: 0 SAC: 1 DP: 0 HBP: 0	WP: 1 PB: 0 SB: 0 CS: 0	PA: 40					
<b>PITCHER</b>	IP	WLS	BF	H	R	ER	SO	BB	IBB	HBP	BLK	WP	HR	S	P	ERA	WHIP	<b>PITCHER</b>									
Sterling Hitchcock, L (1.1) ERA: 1.69	5.1	W	24	3	2	1	7	4	0	0	0	1	0	54	89	1.69	1.312										
Carlos Reyes, R (6.1) ERA: 2.7	1.1		6	3	0	0	0	0	0	0	0	0	0	11	14	0.00	2.250										
Dan Miceli, R (7.1) ERA: 5.4	0.2	H	5	3	1	0	1	0	0	0	0	0	0	10	19	0.00	4.500										
Roberto Rivera, L (8.1) ERA:	0.2	H	2	0	0	0	0	0	0	0	0	0	0	2	2	0.00	0.000										
Trevor Hoffman, R (9.1) ERA:	1.0	S	3	0	0	0	1	0	0	0	0	0	0	6	8	0.00	0.000										
<b>Batter</b>	<b>1</b>	<b>2</b>	<b>3</b>	<b>4</b>	<b>5</b>	<b>6</b>	<b>7</b>	<b>8</b>	<b>9</b>	<b>AB</b>	<b>R</b>	<b>H</b>	<b>RBI</b>	<b>BB</b>	<b>SO</b>	<b>LOB</b>	<b>BOTTOM</b>										
QuiVivo Veras, S (1.4) OBP: 0.333, SLG: 0.143	G6-4-3 BB									2	0	0	0	2	0	1	<b>Colorado Rockies @ San Diego Padres</b> Qualcomm Stadium, San Diego, CA Tue Apr 06 1999, 6:05 PM EDT Att: 61,247 - Cloudy - 65 F										
Reggie Sanders, R (1.7) OBP: 0.375, SLG: 0.167	F7									4	1	1	0	0	1	3											
Tony Gwynn, L (1.9) OBP: 0.375, SLG: 0.375	G6-4-3 1-2									4	2	2	0	0	0	1											
Wally Joyner, L (1.3) OBP: 0.750, SLG: 0.833		G4-3								4	1	3	2	0	0	0											
Jim Leyritz, R (1.2) OBP: 0.200, SLG: 0.200 Carlos Garcia, R (9.5)										4	0	1	1	0	1	2											
George Arias, R (1.5) OBP: 0.143, SLG: 0.143 John Vander Wal, L (8, PH) OBP: 0.667, SLG: 1.000 Trevor Hoffman, R (9.1)										0	0	0	0	0	0	0											
Ruben Rivera, R (1.8) OBP: 0.143, SLG: 0.143 Dan Miceli, R (7.1) Roberto Rivera, L (8.1) Greg Myers, L (9.2)										3	0	1	0	0	0	1											
Chris Gomez, R (1.6)										3	0	0	0	0	1	0											
Sterling Hitchcock, L (1.1) Carlos Reyes, S (6.1) Eric Owens, R (7.8) OBP: 0.500, SLG: 0.500										2	0	0	0	0	1	0											
										1	0	1	0	0	0	0											
<b>Inning Stats</b>	R: 0 E: 0 K: 0 S: 6	H: 0 LOB: 1 BB: 1 P: 11	R: 0 E: 0 K: 1 S: 7	H: 0 LOB: 0 BB: 0 P: 8	R: 0 E: 0 K: 2 S: 7	H: 0 LOB: 0 BB: 0 P: 8	R: 3 E: 0 K: 1 S: 16	H: 4 LOB: 1 BB: 0 P: 29	R: 0 E: 0 K: 1 S: 11	H: 0 LOB: 1 BB: 1 P: 19	R: 1 E: 0 K: 0 S: 11	H: 2 LOB: 1 BB: 0 P: 20	R: 0 E: 0 K: 1 S: 11	H: 1 LOB: 1 BB: 0 P: 17	R: 0 E: 0 K: 0 S: 6	H: 2 LOB: 1 BB: 0 P: 11	R: 0 E: 0 K: 0 S: 6	H: 0 LOB: 0 BB: 0 P: 8	1B: 8 2B: 1 3B: 0 HR: 0	SF: 0 SAC: 0 DP: 2 HBP: 0	WP: 3 PB: 0 SB: 2 CS: 0	PA: 33					
<b>PITCHER</b>	IP	WLS	BF	H	R	ER	SO	BB	IBB	HBP	BLK	WP	HR	S	P	ERA	WHIP	<b>PITCHER</b>									
Pedro Astacio, R (1.1) ERA: 6.0	6.0	L	25	6	4	4	6	2	0	0	0	0	0	11	17	6.00	1.333										
Bobby Jones, L (7.1) ERA:	1.0		4	1	0	0	1	0	0	0	0	0	0	4	6	0.00	3.000										
Roberto Ramirez, L (8.1) ERA:	0.1		2	1	0	0	0	0	0	0	0	0	0	2	5	0.00	1.500										
Mike DeJean, R (8.1) ERA:	0.2		2	1	0	0	0	0	0	0	0	1	0	2	5	0.00	1.500										







Batter	1	2	3	4	5	6	7	8	9	AB	R	H	RBI	BB	SO	LOB	TOP																					
<b>Damian Jackson, R</b> (1,4) OBP: 0.800, SLG: 1.000	4-2 BB BB	2-2 S 1B			3-2 S BB 2B	2-3 K		0-1 1-3 3-H S 1B		4	1	3	2	1	1	1	<b>San Diego Padres @ San Francisco Giants</b> 3Com Park at Candlestick Point, San Francisco, CA Thu Apr 08 1999, 4:05 PM EDT Att: 57,430 - Cloudy - 55 F																					
<b>Reggie Sanders, R</b> (1,7) OBP: 0.313, SLG: 0.083	2-3 K	4-2 3-H 1B			4-1 BB HBP BB	2-1 F9		3-3 S 1B		2	0	0	0	2	1	2																						
<b>Carlos Reyes, S</b> (6,1)										0	0	0	0	0	0	0																						
<b>Greg Myers, L</b> (8,PH) OBP: 0.371, SLG: 0.400										1	0	0	0	0	1	2																						
<b>Dan Miceli, R</b> (8,1)										0	0	0	0	0	0	0																						
<b>Tony Gwynn, L</b> (1,9) OBP: 0.333, SLG: 0.417	3-2 F8	2-0 G1-6-4-3			2-0 BB HBP		1-3 K	3-3 K		2	0	0	0	0	0	3																						
<b>John Vander Wal, L</b> (5,9) OBP: 0.500, SLG: 0.714					1-2 BB HBP					2	0	0	0	0	2	2																						
<b>Jim Leyritz, R</b> (1,2) OBP: 0.545, SLG: 0.875	4-0 BB			4-2 FC6-4 BB	4-1 BB	1-2 2-3 3-H BB	2-2 BB	3-2 P9		2	0	1	1	3	0	0																						
<b>Wally Joyner, L</b> (1,3) OBP: 0.438, SLG: 0.385				2-1 FC6-4	1-3 K	1-3 K	2-0 F8	1-1 BB		3	0	0	0	1	1	5																						
<b>Dave Magadan, L</b> (7,3) OBP: 0.500, SLG: 0.750	1-2 BB			1-2 2-3 BB	1-3 K			2-2 BB		1	0	1	0	0	0	0																						
<b>Carlos Garcia, R</b> (1,5)	1-1 P8			2-2 G4-6-3	3-3 K		0-0 G6-3	0-1 L4		5	0	0	0	0	1	9																						
<b>Ruben Rivera, R</b> (1,8) OBP: 0.167, SLG: 0.250		2-2 1B 2B		1-3 K	2-3 K			3-2 E6 1B WP 1B	1-2 G5-3	5	2	1	0	0	2	4																						
<b>Chris Gomez, R</b> (1,6) OBP: 0.143, SLG: 0.143		2-2 5B SH5-4 1B		2-2 G4-3		3-3 K		1-2 1B		4	1	2	1	0	1	0																						
<b>5B Stan Spencer, R</b> (1,1)		1-0 SH5-4		2-1 G6-3		1-1 S 1B		2-3 K		1	0	0	0	0	0	0																						
<b>Carlos Almanzar, R</b> (4,1)										0	0	0	0	0	0	0																						
<b>Eric Owens, R</b> (6,PH) OBP: 0.400, SLG: 0.400										2	0	1	0	0	1	2																						
<b>Inning Stats</b>	R: 0 E: 0 K: 1 S: 14	H: 0 LOB: 3 BB: 3 P: 32	R: 2 E: 0 K: 0 S: 15	H: 3 LOB: 1 BB: 1 P: 28	R: 0 E: 0 K: 0 S: 7	H: 0 LOB: 0 BB: 1 P: 15	R: 0 E: 0 K: 1 S: 9	H: 0 LOB: 0 BB: 0 P: 14	R: 1 E: 0 K: 3 S: 15	H: 1 LOB: 3 BB: 2 P: 34	R: 0 E: 0 K: 2 S: 14	H: 1 LOB: 1 BB: 0 P: 22	R: 0 E: 1 K: 3 S: 10	H: 1 LOB: 2 BB: 0 P: 15	R: 1 E: 1 K: 3 S: 25	H: 2 LOB: 2 BB: 0 P: 37	R: 0 E: 0 K: 0 S: 14	H: 1 LOB: 1 BB: 0 P: 19	1B: 5 2B: 4 3B: 0 HR: 0	SF: 0 SAC: 1 DP: 2 HBP: 1	WP: 1 PB: 0 SB: 3 CS: 0	PA: 43																
<b>PITCHER</b>	IP	WLS	BF	H	R	ER	SO	BB	IBB	HBP	BLK	WP	HR	S	P	ERA	WHIP	<b>PITCHER</b>				IP	WLS	BF	H	R	ER	SO	BB	IBB	HBP	BLK	WP	HR	S	P	ERA	WHIP
<b>Shawn Estes, L</b> (1,1) ERA: 5.4	5.0	W	25	4	3	3	5	7	0	1	0	0	0	60	123	5.40	2.200																					
<b>Miguel Del Toro, R</b> (6,1) ERA:	2.0		8	2	0	0	3	0	0	0	0	0	0	24	37	0.00	1.000																					
<b>Julian Tavarez, R</b> (8,1) ERA: 7.36	1.0		6	2	1	0	3	0	0	0	0	1	0	25	37	0.00	2.000																					
<b>Rich Rodriguez, L</b> (9,1) ERA:	1.0		4	1	0	0	0	0	0	0	0	0	0	14	19	0.00	1.000																					

Batter	1	2	3	4	5	6	7	8	9	AB	R	H	RBI	BB	SO	LOB	BOTTOM																					
<b>Marvin Benard, L</b> (1,8) OBP: 0.400, SLG: 0.500	1-0 F9	2-0 HR					1-0 G4-3			4	2	1	3	1	0	1	<b>San Diego Padres @ San Francisco Giants</b> 3Com Park at Candlestick Point, San Francisco, CA Thu Apr 08 1999, 4:05 PM EDT Att: 57,430 - Cloudy - 55 F																					
<b>Ellis Burks, R</b> (1,9) OBP: 0.533, SLG: 0.727	4-2 BB	1-1 E6 WP S					0-0 BB			3	1	1	1	1	0	1																						
<b>Stan Javier, S</b> (6,9) OBP: 0.571, SLG: 1.000										1	0	1	0	0	0	0																						
<b>Barry Bonds, L</b> (1,7) OBP: 0.526, SLG: 0.933	2-1 F9	2-0 P5			1-1 HR	0-0 G3	1-0 P5			4	1	1	2	0	0	2																						
<b>F.P. Santangelo, S</b> (7,7) OBP: 0.428, SLG: 0.200										1	0	0	0	0	1																							
<b>Jeff Kent, R</b> (1,4) OBP: 0.579, SLG: 0.733	0-1	2-2 F7			4-0 1B 1B	1-2 1B	4-2 BB			3	1	2	0	1	0	1																						
<b>Ramon Martinez, R</b> (7,4)	1-2 FC6-4 1B	1-3			1B 1B BB		1-2 BB			0	0	0	0	1	0	0																						
<b>J.T. Snow, L</b> (1,3) OBP: 0.421, SLG: 0.375	0-1 FC6-4				2-2 1B 1B	2-2 F8	1-2 G3			5	1	1	0	0	1	5																						
<b>Charlie Hayes, R</b> (1,5) OBP: 0.353, SLG: 0.533		2-2 2B G6-3 1B			1-1 L4	0-3 K	1-1 F9			4	1	1	0	0	1	3																						
<b>Edwards Guzman, L</b> (8,5)										1	0	0	0	0	0	0																						
<b>Brent Mayne, L</b> (1,2) OBP: 0.467, SLG: 0.500	0-1 HR	0-1 2B	3-2 1B	1-0 1B	1-0 1B	0-0 G1-6-3 1B	0-1 G4-3			5	2	4	0	0	0	0																						
<b>Rich Aurilia, R</b> (1,6) OBP: 0.526, SLG: 0.778	0-1 G6-3	0-1	0-1	1-1	1-2 2B 1B	0-0 F9	0-0 HR			5	2	3	3	0	0	2																						
<b>Shawn Estes, R</b> (1,1) OBP: 0.667, SLG: 1.000		3-1 HR			0-3 K	0-0	0-0 G1-6-3			2	1	1	3	0	1	2																						
<b>Miguel Del Toro, R</b> (6,1)										1	0	0	0	0	0	1																						
<b>Julian Tavarez, L</b> (8,1)										1	0	0	0	0	0	0																						
<b>Rich Rodriguez, L</b> (9,1) ERA: 6.75										0	0	0	0	0	0	0																						
<b>Inning Stats</b>	R: 0 E: 0 K: 0 S: 10	H: 1 LOB: 2 BB: 1 P: 17	R: 4 E: 1 K: 0 S: 17	H: 3 LOB: 1 BB: 0 P: 28	R: 0 E: 0 K: 2 S: 14	H: 2 LOB: 2 BB: 0 P: 18	R: 7 E: 0 K: 1 S: 27	H: 6 LOB: 1 BB: 2 P: 46	R: 0 E: 0 K: 0 S: 10	H: 1 LOB: 1 BB: 0 P: 14	R: 0 E: 0 K: 0 S: 3	H: 1 LOB: 0 BB: 0 P: 3	R: 0 E: 0 K: 0 S: 11	H: 1 LOB: 2 BB: 1 P: 18	R: 1 E: 0 K: 0 S: 7	H: 1 LOB: 0 BB: 0 P: 8	1B: 11 2B: 2 3B: 0 HR: 3	SF: 0 SAC: 0 DP: 1 HBP: 1	WP: 1 PB: 1 SB: 2 CS: 0	PA: 45																		
<b>PITCHER</b>	IP	WLS	BF	H	R	ER	SO	BB	IBB	HBP	BLK	WP	HR	S	P	ERA	WHIP	<b>PITCHER</b>				IP	WLS	BF	H	R	ER	SO	BB	IBB	HBP	BLK	WP	HR	S	P	ERA	WHIP
<b>5B Stan Spencer, R</b> (1,1) ERA: 24.0	3.0	L	22	8	8	8	2	3	0	1	0	0	0	48	80	24.00	3.667																					
<b>Carlos Almanzar, R</b> (4,1) ERA: 13.5	2.0		11	5	3	3	1	0	0	0	0	0	0	30	43	13.50	2.500																					
<b>Carlos Reyes, R</b> (6,1) ERA: 1.69	2.0		8	2	0	0	0	1	0	0	0	0	0	14	21	0.00	1.500																					
<b>Dan Miceli, R</b> (8,1) ERA: 6.75	1.0		4	1	1	1	0	0	0	0	0	0	1	7	8	9.00	1.000																					





Batter	1	2	3	4	5	6	7	8	9	AB	R	H	RBI	BB	SO	LOB	TOP									
Quilvio Veras, S OBP: 0.235, SLG: 0.071 (1, 4)	G5-3		P3				G6-3			3	1	0	0	1	0	1	<b>San Diego Padres @ San Francisco Giants</b> 3Com Park at Candlestick Point, San Francisco, CA Fri Apr 09 1999, 10:35 PM EDT Att: 15,795 - Cloudy - 54 F									
Reggie Sanders, R OBP: 0.400, SLG: 0.467 (1, 8) (8, 7)	K			1B	2B			BB		3	2	2	2	1	1	0										
Tony Gwynn, L OBP: 0.526, SLG: 0.438 (1, 9)	F8			G5-3	1B			F9		4	0	2	0	0	0	1										
Wally Joyner, L OBP: 0.400, SLG: 0.353 (1, 3)		F8		G5-3	1B			P2		4	0	1	1	0	1	2										
John Vander Wal, L OBP: 0.455, SLG: 0.600 Ruben Rivera, R OBP: 0.154, SLG: 0.231 (8, PH) (8, 8)	G5-4-3	1B		G5-3			G5-3			3	0	1	0	0	0	2										
Greg Myers, L OBP: 0.455, SLG: 0.333 (1, 2)	G5-4-3			G1-3			G3-6-1	1B		4	0	1	0	0	0	3										
Dave Magadan, L OBP: 0.375, SLG: 0.500 (1, 5)			FC3-6	1B	P6		G3-6-1			4	0	1	0	0	1	3										
Chris Gomez, R OBP: 0.111, SLG: 0.111 (1, 6)			F9				K			4	0	0	0	0	2	1										
Matt Clement, R Brian Boehringer, S Eric Owens, R Carlos Almanzar, R Roberto Rivera, L (1, 1) (5, 1) (7, PH) (7, 1) (8, 1)	FC3-6						K			2	0	0	0	0	1	1										
<b>Inning Stats</b>	R: 0 E: 0 K: 1 S: 8	H: 0 LOB: 0 BB: 0 P: 11	R: 0 E: 0 K: 0 S: 7	H: 1 LOB: 0 BB: 0 P: 9	R: 0 E: 0 K: 0 S: 7	H: 1 LOB: 1 BB: 0 P: 9	R: 1 E: 0 K: 0 S: 15	H: 3 LOB: 2 BB: 0 P: 23	R: 2 E: 0 K: 3 S: 17	H: 2 LOB: 1 BB: 1 P: 27	R: 0 E: 0 K: 0 S: 8	H: 0 LOB: 0 BB: 0 P: 14	R: 0 E: 0 K: 1 S: 7	H: 0 LOB: 0 BB: 0 P: 8	R: 0 E: 0 K: 1 S: 10	H: 0 LOB: 1 BB: 1 P: 19		R: 0 E: 0 K: 1 S: 10	H: 0 LOB: 0 BB: 0 P: 14	1B: 6 2B: 1 3B: 0 HR: 1	SF: 0 SAC: 0 DP: 2 HBP: 0	WP: 0 PB: 0 SB: 0 CS: 0	PA: 35			
<b>PITCHER</b>	IP	WLS	BF	H	R	ER	SO	BB	IBB	HBP	BLK	WP	HR	S	P	ERA	WHIP									
Chris Brock, R ERA: 3.86 Alan Embree, L ERA: Robb Nen, R ERA:	(1, 1) (8, 1) (9, 1)	7.0 1.0 1.0	W 4 3	28 0 0	8 0 0	3 0 0	5 1 0	1 1 0	0 0 0	0 0 0	0 0 0	0 0 0	1 10 14	1 19 14	69 10 10	101 19 14	3.86 0.00 0.00	1.286 1.000 0.000								



Batter	1	2	3	4	5	6	7	8	9	AB	R	H	RBI	BB	SO	LOB	BOTTOM									
Marvin Benard, L OBP: 0.450, SLG: 0.688 (1, 8)	G4-3		1B	2B		P5		WP		4	2	2	1	1	0	1	<b>San Diego Padres @ San Francisco Giants</b> 3Com Park at Candlestick Point, San Francisco, CA Fri Apr 09 1999, 10:35 PM EDT Att: 15,795 - Cloudy - 54 F									
Ellis Burks, R OBP: 0.450, SLG: 0.533 (1, 9)	G5-3		1B	SF7	HBP		F7			4	1	0	0	0	2	2										
Barry Bonds, L OBP: 0.583, SLG: 0.947 (1, 7)	2B		1B				BB			4	1	3	2	1	0	0										
Jeff Kent, R OBP: 0.522, SLG: 0.647 (1, 4)	G6-3		SF7				2B			2	1	0	1	1	0	3										
J.T. Snow, L OBP: 0.391, SLG: 0.400 (1, 3)		F7	F7				E	1B		4	1	1	2	0	0	1										
Charlie Hayes, R OBP: 0.333, SLG: 0.474 (1, 5)		F9	F9				E5	1B		4	0	1	0	0	1	1										
Brent Mayne, L OBP: 0.474, SLG: 0.471 (1, 2)		G3-1								3	0	1	1	1	1	0										
Rich Aurilia, R OBP: 0.522, SLG: 0.727 (1, 6)			1B	2B	1B		G5-4-3			4	1	2	0	0	1	3										
Chris Brock, R OBP: 0.333, SLG: 0.333 Alan Embree, L F.P. Santangelo, S Robb Nen, R (1, 1) (8, 1) (8, PH) (9, 1)	2B		1B	1B			K			3	1	1	0	0	2	1										
<b>Inning Stats</b>	R: 0 E: 0 K: 0 S: 6	H: 1 LOB: 1 BB: 0 P: 13	R: 0 E: 0 K: 0 S: 8	H: 0 LOB: 0 BB: 0 P: 11	R: 4 E: 0 K: 0 S: 14	H: 4 LOB: 1 BB: 0 P: 26	R: 0 E: 0 K: 2 S: 8	H: 1 LOB: 1 BB: 0 P: 13	R: 3 E: 1 K: 0 S: 10	H: 4 LOB: 1 BB: 1 P: 19	R: 0 E: 0 K: 2 S: 10	H: 0 LOB: 2 BB: 2 P: 22	R: 0 E: 0 K: 2 S: 10	H: 0 LOB: 1 BB: 1 P: 15	R: 1 E: 0 K: 1 S: 9	H: 1 LOB: 0 BB: 0 P: 14		1B: 7 2B: 3 3B: 1 HR: 0	SF: 1 SAC: 0 DP: 1 HBP: 1	WP: 2 PB: 0 SB: 1 CS: 0	PA: 39					
<b>PITCHER</b>	IP	WLS	BF	H	R	ER	SO	BB	IBB	HBP	BLK	WP	HR	S	P	ERA	WHIP									
Matt Clement, R ERA: 12.46 Brian Boehringer, R ERA: Carlos Almanzar, R Roberto Rivera, L (1, 1) (5, 1) (7, 1) (8, 1)	4.1 1.2 1.2 0.1	L 6 7 1	25 6 1 0	10 7 1 0	7 6 1 0	2 2 3 0	2 1 0 0	1 1 0 0	0 1 0 0	0 0 0 1	0 0 0 0	0 0 0 1	0 12 18 1	0 26 27 2	44 12 18 2	78 26 27 2	12.46 0.00 5.40 0.00	2.538 0.600 1.200 0.000								









Batter	1	2	3	4	5	6	7	8	9	AB	R	H	RBI	BB	SO	LOB	TOP					
Quilvio Veras, S OBP: 0.259, SLG: 0.143										3	1	1	1	1	0	0	<b>San Diego Padres @ San Francisco Giants</b> 3Com Park at Candlestick Point, San Francisco, CA Sun Apr 11 1999, 4:05 PM EDT Att: 22,330 - Overcast - 54 F					
Reggie Sanders, R OBP: 0.400, SLG: 0.391										3	1	0	0	2	0	1						
Tony Gwynn, L OBP: 0.464, SLG: 0.400										5	0	1	1	0	1	3						
Jim Leyritz, R OBP: 0.476, SLG: 0.765										5	1	2	1	0	1	1						
Wally Joyner, L OBP: 0.379, SLG: 0.440										4	1	1	0	0	0	2						
Carlos Garcia, R OBP: 0.222, SLG: 0.125										3	1	1	0	1	1	2						
Ruben Rivera, R Roberto Rivera, L Donne Wall, R										4	0	1	3	0	1	1						
Damian Jackson, R OBP: 0.500, SLG: 0.583										3	1	0	0	1	1	1						
Sterling Hitchcock, L Chris Gomez, R Carlos Almanzar, R Dave Magadan, L Brian Boehringer, S Eric Owens, R										1	0	0	0	0	1	0						
<b>Inning Stats</b>	R: 0 E: 0 K: 0 S: 10	H: 1 LOB: 1 BB: 0 P: 19	R: 0 E: 0 K: 0 S: 7	H: 0 LOB: 0 BB: 0 P: 13	R: 0 E: 0 K: 1 S: 7	H: 0 LOB: 0 BB: 1 P: 13	R: 3 E: 1 K: 0 S: 13	H: 3 LOB: 1 BB: 1 P: 25	R: 2 E: 0 K: 1 S: 14	H: 2 LOB: 2 BB: 2 P: 35	R: 1 E: 0 K: 0 S: 9	H: 1 LOB: 1 BB: 0 P: 19	R: 0 E: 0 K: 1 S: 9	H: 1 LOB: 1 BB: 0 P: 16	R: 0 E: 0 K: 1 S: 8	H: 0 LOB: 0 BB: 0 P: 12		R: 0 E: 0 K: 2 S: 9	H: 0 LOB: 0 BB: 0 P: 10	1B: 6 2B: 2 3B: 0 HR: 0	SF: 1 SAC: 0 DP: 0 HBP: 0	WP: 1 PB: 0 CS: 0 SB: 0
<b>PITCHER</b>	IP WLS BF H R ER SO BB IBB HBP BLK WP HR S P ERA WHIP																					
Kirk Rueter, L ERA: 14.85	5.0 0 2 24 6 5 5 2 3 0 0 0 0 0 0 0 51 105 9.00 1.800																					
Julian Tavarez, R ERA: 8.31	0.2 B 5 1 1 1 0 2 0 0 0 0 0 0 0 8 18 13.50 4.500																					
Alan Embree, L ERA: 8.31	1.1 5 1 0 0 1 0 0 0 0 0 1 0 10 17 0.00 0.750																					
John Johnstone, R ERA: 8.31	1.0 W 3 0 0 0 1 0 0 0 0 0 0 0 8 12 0.00 0.000																					
Robb Nen, R ERA: 8.31	1.0 S 3 0 0 0 2 0 0 0 0 0 0 0 9 10 0.00 0.000																					

Batter	1	2	3	4	5	6	7	8	9	AB	R	H	RBI	BB	SO	LOB	BOTTOM			
Stan Javier, S OBP: 0.500, SLG: 1.071										5	3	3	2	0	1	0	<b>San Diego Padres @ San Francisco Giants</b> 3Com Park at Candlestick Point, San Francisco, CA Sun Apr 11 1999, 4:05 PM EDT Att: 22,330 - Overcast - 54 F			
Rich Aurilia, R OBP: 0.484, SLG: 0.633										5	2	3	0	0	0	1				
Barry Bonds, L OBP: 0.531, SLG: 0.750										2	2	0	0	3	1	2				
Jeff Kent, R OBP: 0.500, SLG: 0.680										4	1	2	4	1	2	3				
Ellis Burks, R Robb Nen, R										5	0	2	1	0	1	4				
Charlie Hayes, R John Johnstone, R										4	0	1	1	0	1	4				
Marvin Benard, L OBP: 0.376, SLG: 0.550										0	0	0	0	0	0	0				
J.T. Snow, L OBP: 0.367, SLG: 0.407									4	0	0	0	0	3	4					
Scott Servais, R Alan Embree, L Edwards Guzman, L										2	0	0	0	1	0	0				
Kirk Rueter, L Julian Tavarez, L Brent Mayne, L									2	0	0	0	0	0	0	0				
<b>Inning Stats</b>	R: 3 E: 0 K: 2 S: 24	H: 4 LOB: 3 BB: 2 P: 43	R: 1 E: 0 K: 2 S: 18	H: 3 LOB: 2 BB: 0 P: 30	R: 0 E: 0 K: 0 S: 7	H: 0 LOB: 0 BB: 0 P: 10	R: 2 E: 0 K: 0 S: 11	H: 2 LOB: 0 BB: 0 P: 15	R: 0 E: 0 K: 1 S: 6	H: 0 LOB: 0 BB: 0 P: 13	R: 0 E: 0 K: 2 S: 11	H: 0 LOB: 2 BB: 2 P: 25	R: 0 E: 2 K: 0 S: 11	H: 2 LOB: 2 BB: 1 P: 20	R: 2 E: 0 K: 0 S: 11	H: 2 LOB: 2 BB: 1 P: 20	1B: 8 2B: 0 3B: 0 HR: 3	SF: 0 SAC: 0 DP: 0 HBP: 0	WP: 0 PB: 0 CS: 0 SB: 2	PA: 41
<b>PITCHER</b>	IP WLS BF H R ER SO BB IBB HBP BLK WP HR S P ERA WHIP																			
Sterling Hitchcock, L ERA: 6.75	4.0 3 0 23 6 6 6 4 1 1 0 0 0 0 0 0 60 98 13.50 2.500																			
Carlos Almanzar, R ERA: 7.71	1.0 3 0 0 0 2 0 0 0 0 0 0 0 9 10 0.00 0.000																			
Brian Boehringer, R ERA: 7.71	1.2 7 0 0 0 2 2 0 0 0 0 0 0 14 32 0.00 1.200																			
Roberto Rivera, L ERA: 7.71	1.0 L 4 1 1 0 1 0 0 0 0 0 0 0 10 16 0.00 1.000																			
Donne Wall, R ERA: 7.71	0.1 4 1 1 0 0 0 1 0 0 0 0 0 4 10 0.00 3.000																			






Batter	1	2	3	4	5	6	7	8	9	10	11	AB	R	H	RBI	BB	SO	LOB	TOP			
Quilvio Veras, S OBP: 0.242, SLG: 0.148 (1, 4)	F7		F7		L9-4-6 G5-3 1B		G3		G4-3		K	6	0	1	0	0	1	1				
Reggie Sanders, R OBP: 0.409, SLG: 0.375 Eric Owens, R OBP: 0.250, SLG: 0.250 (1, 7) (4, 7)	G6-3		1B BB HBP		G5-3			BB BB 1B	G1-3		K	1	1	0	0	0	0	0				
Tony Gwynn, L OBP: 0.500, SLG: 0.433 (1, 9)	1B		BB BB 1B		L9-4-6			BB BB 1B BB	F8		1B HR 1B	5	2	3	0	1	0	1				
Wally Joyner, L OBP: 0.371, SLG: 0.400 (1, 3)	F8		BB BB 1B				K		K		G1-2-3 HR 1B	5	1	1	0	1	2	3				
Greg Myers, L OBP: 0.400, SLG: 0.455 Jim Leyritz, R OBP: 0.542, SLG: 0.947 (1, 2) (8, PH) (8, 2)		3-2 1B G5-4-3 2B	4-0 BB BB		G5-3		G5-3		BB BB 1B BB		G2-3 1B 1B	2	1	1	1	1	0	0				
Dave Magadan, L OBP: 0.400, SLG: 0.474 (1, 5)		2-1 BB BB 1B	1-3 BB BB		G5-4-3 1B		K		BB BB 1B BB		G2-3 1B	5	0	2	1	1	2	3				
Ruben Rivera, R OBP: 0.167, SLG: 0.250 (1, 8)		G5-4-3			1-3 K				L4		G2-3	5	0	0	0	0	2	6				
Chris Gomez, R OBP: 0.167, SLG: 0.130 (1, 6)		1-2 3-H 2-1 F9			0-3 K				K		1-2 2-3 BB	4	0	1	2	1	2	0				
Woody Williams, R OBP: 0.167, SLG: 0.130 Carlos Garcia, R OBP: 0.167, SLG: 0.130 Dan Miceli, R OBP: 0.167, SLG: 0.130 Damian Jackson, R OBP: 0.167, SLG: 0.130 Trevor Hoffman, R OBP: 0.167, SLG: 0.130 John Vander Wall, L OBP: 0.167, SLG: 0.130 Donne Wall, R OBP: 0.167, SLG: 0.130 Carlos Reyes, S OBP: 0.167, SLG: 0.130 (1, 1) (7, PH) (7, 1) (8, PH) (8, 1) (10, PH) (10, 1) (11, 1)			1-3 K		1-2 F7				1-2 2-H 3-H 0-3 K		K	2	0	0	0	0	1	0				
<b>Inning Stats</b>	R: 0 E: 0 K: 0 S: 6	H: 1 LOB: 1 BB: 0 P: 8	R: 1 E: 0 K: 0 S: 10	H: 2 LOB: 0 BB: 0 P: 17	R: 1 E: 0 K: 2 S: 17	H: 1 LOB: 3 BB: 2 P: 33	R: 0 E: 0 K: 2 S: 10	H: 0 LOB: 0 BB: 0 P: 12	R: 0 E: 0 K: 2 S: 7	H: 1 LOB: 1 BB: 0 P: 17	R: 3 E: 0 K: 2 S: 16	H: 2 LOB: 2 BB: 3 P: 33	R: 0 E: 0 K: 0 S: 6	H: 0 LOB: 0 BB: 0 P: 10	R: 0 E: 0 K: 1 S: 7	H: 2 LOB: 3 BB: 1 P: 11	R: 3 E: 0 K: 2 S: 10	H: 3 LOB: 0 BB: 0 P: 10	1B: 11 2B: 2 3B: 0 HR: 1	SF: 0 SAC: 0 DP: 2 HBP: 1	WP: 0 PB: 0 SB: 0 CS: 0	PA: 51
<b>PITCHER</b>	IP 7.0	WLS 29	BF 29	H 7	R 3	ER 3	SO 8	BB 2	IBB 0	HBP 0	BLK 0	WP 0	HR 0	S 65	P 103	ERA 3.86	WHIP 1.286					
Pedro Astacio, R ERA: 4.85																						
Roberto Ramirez, L ERA: 3.38	0.1	H	2	0	0	0	1	1	0	0	0	0	0	0	4	9	0.00	3.000				
Curt Leskanic, R ERA: 5.4	0.0		1	0	0	0	1	0	0	0	0	0	0	0	4	∞	∞					
Chuck McElroy, L ERA: 7.71	0.2	B	4	1	2	2	1	1	0	0	0	0	0	11	19	27.00	3.000					
Mike DeJean, R ERA: 4.15	1.0		3	0	0	0	0	0	0	0	0	0	0	6	10	0.00	0.000					
<b>PITCHER</b>	IP 10.1	WLS 2	BF 12	H 5	R 3	ER 3	SO 3	BB 1	IBB 0	HBP 0	BLK 0	WP 0	HR 1	S 17	P 21	ERA 13.50	WHIP 3.000					
Dave Veras, R ERA: 9.0																						

San Diego Padres @ Colorado Rockies  
Coors Field, Denver, CO  
Mon Apr 12 1999, 1:05 PM MDT  
Att. 48,073 - Sunny - 64 F

AB	44
R	8
H	13
RBI	7
BB	6
SO	13
LOB	20

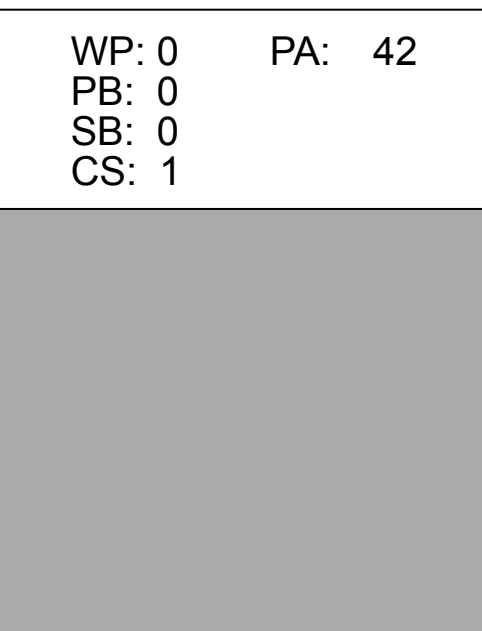


2	0	0	0	0	1	0
1	0	1	0	0	0	0
0	0	0	0	0	0	0
1	0	0	0	0	1	2
0	0	0	0	0	0	0
1	0	0	0	0	1	3
0	0	0	0	0	0	0
0	0	0	0	0	0	0


Batter	1	2	3	4	5	6	7	8	9	10	11	AB	R	H	RBI	BB	SO	LOB	BOTTOM					
Darryl Hamilton, L OBP: 0.406, SLG: 0.444 (1, 8)	HR		L9		FC1-6		G4-3			G6-3		5	1	1	1	0	0	2						
Nelfi Perez, S OBP: 0.307, SLG: 0.414 (1, 6)	G1-3 G6-3 2B		0-1 BB BB 1B		F8		2-3 BB BB 1B		FC4 1B		CS 1B	5	1	4	1	0	0	1						
Lenny Harris, L OBP: 0.118, SLG: 0.118 Mike Kelly, R OBP: 0.500, SLG: 1.000 (1, 9) (8, 9)	G1-3		0-2 SAFE 1-2 G4-6-3		G6-3		FC4			G1-3		4	0	0	0	0	0	3						
Dante Bichette, R OBP: 0.375, SLG: 0.500 (1, 7)	G6-3				P5		F8			P4		5	0	0	1	0	0	0						
Vinny Castilla, R OBP: 0.433, SLG: 0.630 (1, 5)	F8				17 F7 2B		HR		G6-3		F9	5	1	2	1	0	0	0						
17 Todd Helton, L OBP: 0.167, SLG: 0.433 (1, 3)					F7		1B		F7		G3	5	1	2	1	0	0	1						
3 Mike Lansing, R OBP: 0.289, SLG: 0.250 (1, 4)					L8		P4			G5-3		4	0	0	0	0	1	2						
Kirt Manwaring, R OBP: 0.467, SLG: 0.417 (1, 2)					K					K		3	1	0	0	0	2	0						
Pedro Astacio, R ERA: 4.85 Roberto Ramirez, L ERA: 3.38 Curt Leskanic, R ERA: 5.4 Chuck McElroy, L ERA: 7.71 Mike DeJean, R ERA: 4.15 Angel Echevarria, R OBP: 0.167, SLG: 0.130 Dave Veras, R ERA: 9.0 (1, 1) (8, 1) (8, 1) (8, 1) (8, 1) (8, PH) (10, 1)					P3					K2-3		2	0	1	0	0	0	0						
<b>Inning Stats</b>	R: 2 E: 0 K: 0 S: 17	H: 2 LOB: 0 BB: 0 P: 26	R: 1 E: 0 K: 1 S: 11	H: 1 LOB: 0 BB: 0 P: 17	R: 0 E: 0 K: 0 S: 7	H: 1 LOB: 1 BB: 0 P: 7	R: 0 E: 0 K: 1 S: 12	H: 1 LOB: 1 BB: 0 P: 21	R: 0 E: 0 K: 0 S: 11	H: 2 LOB: 1 BB: 0 P: 16	R: 1 E: 0 K: 0 S: 6	H: 1 LOB: 1 BB: 0 P: 11	R: 0 E: 0 K: 0 S: 8	H: 0 LOB: 0 BB: 0 P: 9	R: 0 E: 0 K: 2 S: 8	H: 0 LOB: 0 BB: 0 P: 11	R: 0 E: 0 K: 0 S: 3	H: 1 LOB: 0 BB: 0 P: 3	R: 0 E: 0 K: 0 S: 3	H: 0 LOB: 0 BB: 0 P: 3	1B: 5 2B: 2 3B: 0 HR: 3	SF: 0 SAC: 1 DP: 1 HBP: 1	WP: 0 PB: 0 SB: 0 CS: 1	PA: 42
<b>PITCHER</b>	IP 6.0	WLS 5	BF 25	H 8	R 4	ER 4	SO 2	BB 0	IBB 0	HBP 0	BLK 0	WP 0	HR 3	S 62	P 93	ERA 6.00	WHIP 1.333							
Woody Williams, R ERA: 3.46																								
Dan Miceli, R ERA: 5.79	1.0		5	1	1	1	0	0	0	0	1	0	0	6	11	9.00	1.000							
Trevor Hoffman, R ERA: 1.23	2.0		6	0	0	0	2	0	0	0	0	0	0	16	20	0.00	0.000							
Donne Wall, R ERA: 1.23	1.0	W	3	1	0	0	0	0	0	0	0	0	0	3	3	0.00	1.000							
Carlos Reyes, R ERA: 1.23	1.0	S	3	0	0	0	0	0	0	0	0	0	0	3	3	0.00	0.000							
<b>PITCHER</b>	IP 1.2	WLS 3	BF 5	H 3	R 1	ER 1	SO 1	BB 0	IBB 0	HBP 0	BLK 0	WP 0	HR 0	S 6	P 11	ERA 1.23	WHIP 1.500							
Woody Williams, R ERA: 3.46																								

San Diego Padres @ Colorado Rockies  
Coors Field, Denver, CO  
Mon Apr 12 1999, 1:05 PM MDT  
Att. 48,073 - Sunny - 64 F

AB	40
R	5
H	10
RBI	5
BB	0
SO	4
LOB	10





Batter	1	2	3	4	5	6	7	8	9	AB	R	H	RBI	BB	SO	LOB	TOP					
Quilvio Veras, S OBP: 0.263, SLG: 0.219	F8			G6-3		E7		HR		5	2	2	0	0	0	1	<b>San Diego Padres @ Colorado Rockies</b> Coors Field, Denver, CO Thu Apr 15 1999, 3:05 PM MDT Att: 40,027 - Cloudy - 36 F					
Eric Owens, R OBP: 0.235, SLG: 0.294	L6			G1-3		HBP		L8	G4-1	5	0	1	2	0	0	3						
Tony Gwynn, L OBP: 0.474, SLG: 0.500	K			F8		G5-3		HR		4	1	1	2	0	1	1						
Jim Leyritz, R OBP: 0.571, SLG: 0.900				HBP		HBP		G3-1		1	0	0	0	2	0	0						
Wally Joyner, L OBP: 0.385, SLG: 0.375	F8			F8		HBP				2	0	0	0	1	0	2						
Carlos Garcia, R OBP: 0.250, SLG: 0.182										2	0	0	0	0	1	2						
Damian Jackson, R OBP: 0.436, SLG: 0.560										0	0	0	0	0	0	0						
Brian Boehringer, S OBP: 0.436, SLG: 0.560										0	0	0	0	0	0	0						
John Vander Wal, L OBP: 0.436, SLG: 0.560										0	0	0	0	0	0	1						
Roberto Rivera, L OBP: 0.436, SLG: 0.560										0	0	0	0	0	0	0						
Dan Miceli, R OBP: 0.436, SLG: 0.560										0	0	0	0	0	0	0						
Ruben Rivera, R OBP: 0.143, SLG: 0.214				G6-3		FC6-4		K2-3		4	0	0	0	0	2	1	AB 31 R 4 H 4 RBI 4 BB 5 SO 4 LOB 14					
Chris Gomez, R OBP: 0.148, SLG: 0.115				G1-3		G1-3		P9		3	0	0	0	0	0	0						
Greg Myers, L OBP: 0.467, SLG: 0.417				G1-3		G1-3		G3		1	0	0	0	0	0							
Matt Clement, R OBP: 0.335, SLG: 0.450				F8		L7		L7		1	0	0	0	0	0							
Dave Magadan, L OBP: 0.335, SLG: 0.450				F8		E		BB		1	1	0	0	2	0							
<b>Inning Stats</b>	R: 0 E: 0 K: 1 S: 8	H: 0 LOB: 0 BB: 0 P: 12	R: 0 E: 0 K: 0 S: 2	H: 0 LOB: 0 BB: 0 P: 4	R: 0 E: 0 K: 0 S: 8	H: 0 LOB: 0 BB: 0 P: 12	R: 0 E: 0 K: 0 S: 4	H: 0 LOB: 0 BB: 0 P: 7	R: 0 E: 0 K: 1 S: 8	H: 0 LOB: 1 BB: 1 P: 17	R: 2 E: 1 K: 0 S: 17	H: 1 LOB: 3 BB: 2 P: 39	R: 0 E: 0 K: 1 S: 9	H: 0 LOB: 0 BB: 0 P: 13	R: 2 E: 0 K: 0 S: 9	H: 2 LOB: 1 BB: 1 P: 16	R: 0 E: 0 K: 1 S: 10	H: 1 LOB: 2 BB: 1 P: 18	1B: 1 2B: 2 3B: 0 HR: 1	SF: 0 SAC: 0 DP: 1 HBP: 2	WP: 0 PB: 0 SB: 0 CS: 0	PA: 38
<b>PITCHER</b>	IP WLS BF H R ER SO BB IBB HBP BLK WP HR S P ERA WHIP																					
Brian Bohanon, L ERA: 1.88	(1, 1) 7.1 W 30 3 4 3 3 3 0 2 0 0 0 1 61 111 3.68 0.818																					
Mike DeJean, R ERA: 3.89	(8, 1) 0.1 H 2 0 0 0 0 1 0 0 0 0 0 0 1 5 0.00 3.000																					
Roberto Ramirez, L ERA: 3.0	(8, 1) 0.1 H 1 0 0 0 0 0 0 0 0 0 0 0 3 4 0.00 0.000																					
Dave Veras, R ERA: 7.2	(9, 1) 1.0 S 5 1 0 0 1 1 0 0 0 0 0 0 10 18 0.00 2.000																					


Batter	1	2	3	4	5	6	7	8	9	AB	R	H	RBI	BB	SO	LOB	BOTTOM			
Darryl Hamilton, L OBP: 0.432, SLG: 0.414	E		G6-3	FC4-6	F8			WP		2	0	0	0	3	0	1	<b>San Diego Padres @ Colorado Rockies</b> Coors Field, Denver, CO Thu Apr 15 1999, 3:05 PM MDT Att: 40,027 - Cloudy - 36 F			
Neftali Perez, S OBP: 0.400, SLG: 0.424	F7		2B	FC4-6		G4-6-3		SH1-3		4	1	2	1	0	0	3				
Larry Walker, L OBP: 0.400, SLG: 0.500	P5		WP	F8		G4-6-3		WP		4	0	1	0	1	0	4				
Dante Bichette, R OBP: 0.378, SLG: 0.471	G5-3		K		P4					4	0	1	0	1	1	3				
Dave Veras, R ERA: 7.2								1B		0	0	0	0	0	0	0				
Vinny Castilla, R OBP: 0.429, SLG: 0.625	L7		G6-3		17			G6-4-3		5	1	2	0	0	0	4				
17 Todd Helton, L OBP: 0.206, SLG: 0.455					2B					3	1	1	1	1	1	2				
3 Mike Lansing, R OBP: 0.300, SLG: 0.259					3					3	2	1	1	0	0	0				
Jeff Reed, L OBP: 0.533, SLG: 0.500					2B					2	1	1	1	2	1	0				
Brian Bohanon, L OBP: 0.167, SLG: 0.167										4	0	1	1	0	2	4				
Mike DeJean, R ERA: 3.89										0	0	0	0	0	0	0				
Roberto Ramirez, L ERA: 3.0										0	0	0	0	0	0	0				
Pat Watkins, R OBP: 0.167, SLG: 0.091										0	0	0	0	0	0	0				
<b>Inning Stats</b>	R: 0 E: 1 K: 0 S: 5	H: 0 LOB: 1 BB: 1 P: 12	R: 0 E: 0 K: 0 S: 9	H: 0 LOB: 2 BB: 2 P: 21	R: 1 E: 0 K: 1 S: 13	H: 2 LOB: 1 BB: 0 P: 18	R: 2 E: 1 K: 0 S: 12	H: 1 LOB: 2 BB: 2 P: 28	R: 3 E: 0 K: 1 S: 14	H: 4 LOB: 1 BB: 0 P: 30	R: 0 E: 0 K: 1 S: 13	H: 3 LOB: 2 BB: 0 P: 18	R: 0 E: 0 K: 2 S: 9	H: 0 LOB: 0 BB: 0 P: 14	R: 0 E: 0 K: 0 S: 5	H: 0 LOB: 2 BB: 3 P: 19	1B: 6 2B: 4 3B: 0 HR: 0	SF: 0 SAC: 1 DP: 3 HBP: 1	WP: 2 PB: 0 SB: 0 CS: 0	PA: 41
<b>PITCHER</b>	IP WLS BF H R ER SO BB IBB HBP BLK WP HR S P ERA WHIP																			
Matt Clement, R ERA: 9.35	(1, 1) 4.1 L 24 5 5 3 1 0 45 92 6.23 2.308																			
Carlos Almanzar, R ERA: 8.44	(5, 1) 0.2 4 2 1 1 1 0 0 0 0 0 0 0 8 17 13.50 3.000																			
Brian Boehringer, R ERA: 3.89	(6, 1) 2.0 8 3 0 0 3 0 0 0 0 0 0 0 22 32 0.00 1.500																			
Roberto Rivera, L ERA: 3.0	(8, 1) 0.1 3 0 0 0 0 2 0 0 0 0 0 0 3 11 0.00 6.000																			
Dan Miceli, R ERA: 5.06	(8, 1) 0.2 2 0 0 0 0 0 1 0 0 1 0 2 8 0.00 0.000																			




Batter	1	2	3	4	5	6	7	8	9	AB	R	H	RBI	BB	SO	LOB	TOP							
<b>Eric Young Sr. R</b> OBP: 0.426, SLG: 0.444										4	0	1	0	0	0	2	<b>Los Angeles Dodgers @ San Diego Padres</b> Qualcomm Stadium, San Diego, CA Fri Apr 16 1999, 10:05 PM EDT Att: 48,943 - Cloudy - 78 F							
<b>22 Devon White S</b> OBP: 0.314, SLG: 0.375										4	0	0	0	0	2	1								
<b>Gary Sheffield R</b> OBP: 0.354, SLG: 0.524										3	0	0	0	1	0	1								
<b>Raul Mondesi R</b> OBP: 0.396, SLG: 0.537										3	0	0	0	1	2	2								
<b>Todd Hundley S</b> OBP: 0.263, SLG: 0.353										4	0	1	0	0	0	1								
<b>Eric Karros R</b> OBP: 0.380, SLG: 0.533										3	0	0	0	0	1	2								
<b>Mark Grudzielanek R</b> OBP: 0.310, SLG: 0.342										3	0	1	0	0	0	0								
<b>Adrián Beltré R</b> OBP: 0.426, SLG: 0.583										3	0	2	0	0	0	1								
<b>Kevin Brown R</b> OBP: 0.378, SLG: 0.345										2	0	0	0	0	2	2								
<b>Alan Mills R</b> OBP: 0.378, SLG: 0.345										0	0	0	0	0	0	0								
<b>Dave Hansen L</b> OBP: 0.378, SLG: 0.345										1	0	0	0	0	1	1								
<b>Onan Masaoka R</b> OBP: 0.378, SLG: 0.345										0	0	0	0	0	0	0								
<b>Inning Stats</b>	R: 0 H: 1 E: 0 K: 2 S: 13	H: 1 LOB: 1 BB: 0 P: 18	R: 0 H: 0 E: 0 K: 1 S: 7	H: 0 LOB: 0 BB: 0 P: 9	R: 0 H: 1 E: 0 K: 1 S: 6	H: 1 LOB: 2 BB: 1 P: 9	R: 0 H: 1 E: 0 K: 1 S: 12	H: 1 LOB: 2 BB: 1 P: 18	R: 0 H: 1 E: 0 K: 1 S: 10	H: 1 LOB: 0 BB: 0 P: 11	R: 0 H: 0 E: 0 K: 0 S: 6	H: 0 LOB: 0 BB: 0 P: 7	R: 0 H: 0 E: 0 K: 1 S: 9	H: 0 LOB: 0 BB: 0 P: 13	R: 0 H: 1 E: 0 K: 1 S: 7	H: 1 LOB: 1 BB: 0 P: 11	R: 0 H: 0 E: 0 K: 0 S: 6	H: 0 LOB: 1 BB: 1 P: 13	1B: 4 2B: 1 3B: 0 HR: 0	SF: 0 SAC: 0 DP: 1 HBP: 0	WP: 0 PB: 0 SB: 1 CS: 1	PA: 32		
<b>PITCHER</b> <b>Andy Ashby R</b> ERA: 3.71	IP: 9.0 WLS: W BF: 32 H: 5 R: 0 ER: 0 SO: 8 BB: 2 IBB: 0 HBP: 0 BLK: 0 WP: 0 HR: 0 S: 76 P: 109 ERA: 0.00 WHIP: 0.778																							

Batter	1	2	3	4	5	6	7	8	9	AB	R	H	RBI	BB	SO	LOB	BOTTOM						
<b>QuiVivo Veras S</b> OBP: 0.256, SLG: 0.222										4	0	1	1	0	1	1	<b>Los Angeles Dodgers @ San Diego Padres</b> Qualcomm Stadium, San Diego, CA Fri Apr 16 1999, 10:05 PM EDT Att: 48,943 - Cloudy - 78 F						
<b>Reggie Sanders R</b> OBP: 0.378, SLG: 0.345										5	1	1	0	0	3	4							
<b>Tony Gwynn L</b> OBP: 0.500, SLG: 0.553										4	1	3	0	0	0	1							
<b>Wally Joyner L</b> OBP: 0.372, SLG: 0.389										4	0	1	1	0	2	4							
<b>John Vander Wal L</b> OBP: 0.421, SLG: 0.667										3	0	1	1	0	0	3							
<b>Ruben Rivera R</b> OBP: 0.138, SLG: 0.207										1	0	0	0	0	0	2							
<b>Jim Leyritz R</b> OBP: 0.531, SLG: 0.792										4	0	1	0	0	1	3							
<b>Dave Magadan L</b> OBP: 0.344, SLG: 0.458										4	1	2	0	0	0	2							
<b>Chris Gomez R</b> OBP: 0.194, SLG: 0.138										3	0	1	0	1	2	1							
<b>Andy Ashby R</b>										3	0	0	0	0	3	5							
<b>Inning Stats</b>	R: 0 H: 2 E: 0 K: 2 S: 16	H: 2 LOB: 2 BB: 0 P: 23	R: 0 H: 0 E: 0 K: 1 S: 8	H: 0 LOB: 0 BB: 0 P: 12	R: 0 H: 0 E: 0 K: 2 S: 7	H: 0 LOB: 0 BB: 0 P: 10	R: 0 H: 1 E: 0 K: 1 S: 10	H: 1 LOB: 1 BB: 0 P: 15	R: 1 H: 2 E: 0 K: 2 S: 16	H: 2 LOB: 1 BB: 0 P: 27	R: 1 H: 3 E: 0 K: 1 S: 9	H: 3 LOB: 3 BB: 1 P: 17	R: 1 H: 2 E: 1 K: 1 S: 13	H: 2 LOB: 2 BB: 0 P: 21	R: 0 H: 1 E: 1 K: 2 S: 11	H: 1 LOB: 2 BB: 0 P: 17	1B: 9 2B: 2 3B: 0 HR: 0	SF: 1 SAC: 1 DP: 0 HBP: 0	WP: 1 PB: 0 SB: 2 CS: 0	PA: 38			
<b>PITCHER</b> <b>Kevin Brown R</b> ERA: 3.15	IP: 6.1 WLS: L BF: 31 H: 10 R: 3 ER: 2 SO: 9 BB: 10 IBB: 3 HBP: 2 BLK: 0 WP: 0 HR: 0 S: 74 P: 116 ERA: 2.84 WHIP: 1.579																						
<b>Alan Mills R</b> ERA: 1.59	0.2	2	0	0	0	1	0	0	0	0	0	5	9	0.00	0.000								
<b>Onan Masaoka L</b> ERA: 4.15	1.0	5	1	0	0	2	0	0	0	0	1	0	11	17	0.00	1.000							

AB	30
R	0
H	5
RBI	0
BB	2
SO	8
LOB	13



AB	35
R	3
H	11
RBI	3
BB	1
SO	12
LOB	26





Batter	1	2	3	4	5	6	7	8	9	AB	R	H	RBI	BB	SO	LOB	TOP					
<b>Eric Young Sr. R</b> OBP: 0.407, SLG: 0.408 (1, 4)	 P7		 K2-3			 P6	 BB		 G5-6-3	4	0	0	0	1	1	0	<b>Los Angeles Dodgers @ San Diego Padres</b> Qualcomm Stadium, San Diego, CA Sat Apr 17 1999, 10:05 PM EDT Att: 56,568 - Unknown - 76 F <a href="http://livebaseballscorecards.com">livebaseballscorecards.com</a>					
<b>Mark Grudzielanek R</b> OBP: 0.319, SLG: 0.349 (1, 6)	 1B		 HR			 F8	 K		 K	5	2	2	0	0	2	1						
<b>Gary Sheffield R</b> OBP: 0.377, SLG: 0.652 (1, 7)	 P9		 HR			 BB			 G5-3	4	2	2	3	1	0	1						
<b>Raul Mondesi R</b> OBP: 0.386, SLG: 0.500 (1, 9)	 BB		 G6-3			 K			 G6-3	3	0	0	0	1	1	1						
<b>Eric Karros R</b> OBP: 0.389, SLG: 0.521 (1, 3)	 1B		 BB			 K			 P9	3	0	1	1	1	1	0						
<b>Adrián Beltré R</b> OBP: 0.412, SLG: 0.550 (1, 5)	 K		 P3			 1B			 K	4	1	1	0	0	2	3						
<b>Jacob Brunfield R</b> OBP: 0.222, SLG: 0.222 (1, 8)		 F9			 P5	 1B			 K	4	1	1	0	0	1	0						
<b>Paul Lo Duca R</b> (1, 2)		 K			 F9	 K			 L7	4	0	0	0	0	2	2						
<b>Chan Ho Park R</b> OBP: 0.167, SLG: 0.167 (6, PH)		 K			 K				 G6-3	2	0	0	0	0	2	0						
<b>22 Devon White S</b> OBP: 0.327, SLG: 0.449 (6, PH)						 HR				1	1	1	3	0	0	0						
<b>Antonio Osuna R</b> (6, 1)										0	0	0	0	0	0	0						
<b>Pedro Borbon R</b> (7, 1)										1	0	0	0	0	0	0						
<b>Jeff Shaw R</b> (9, 1)										0	0	0	0	0	0	0						
<b>Inning Stats</b>	R: 1 E: 0 K: 1 S: 12	H: 2 LOB: 2 BB: 1 P: 23	R: 0 E: 0 K: 2 S: 8	H: 0 LOB: 0 BB: 0 P: 10	R: 2 E: 0 K: 1 S: 15	H: 2 LOB: 1 BB: 1 P: 27	R: 0 E: 0 K: 1 S: 9	H: 0 LOB: 0 BB: 0 P: 15	R: 0 E: 0 K: 1 S: 8	H: 0 LOB: 1 BB: 1 P: 16	R: 3 E: 0 K: 3 S: 18	H: 3 LOB: 1 BB: 1 P: 28	R: 1 E: 0 K: 1 S: 6	H: 1 LOB: 0 BB: 0 P: 7	R: 0 E: 0 K: 1 S: 5	H: 0 LOB: 0 BB: 0 P: 6	R: 0 E: 0 K: 1 S: 6	H: 0 LOB: 0 BB: 0 P: 11	1B: 5 2B: 0 3B: 0 HR: 3	SF: 0 SAC: 0 DP: 0 HBP: 0	WP: 0 PB: 0 SB: 6 CS: 0	PA: 39
<b>PITCHER</b>	IP WLS BF H R ER SO BB IBB HBP BLK WP HR S P ERA WHIP																					
<b>Sterling Hitchcock L</b> ERA: 6.28	(1, 1) 5.0 0 22 4 3 3 6 3 0 0 0 0 0 1 52 91 5.40 1.400																					
<b>Carlos Reyes R</b> ERA: 4.52	(6, 1) 1.0 L 7 3 3 3 3 1 0 0 0 0 0 1 18 28 27.00 4.000																					
<b>Brian Boehringer R</b> ERA: 0.87	(7, 1) 1.0 0 4 1 1 1 1 0 0 0 0 0 0 1 6 7 9.00 1.000																					
<b>Carlos Almanzar R</b> ERA: 6.14	(8, 1) 2.0 0 6 0 0 0 2 0 0 0 0 0 0 0 11 17 0.00 0.000																					

Batter	1	2	3	4	5	6	7	8	9	AB	R	H	RBI	BB	SO	LOB	BOTTOM					
<b>QuiVivo Veras S</b> OBP: 0.271, SLG: 0.244 (1, 4)	 CS		 G5-3			 2B			 F8	5	1	2	1	0	0	3	<b>Los Angeles Dodgers @ San Diego Padres</b> Qualcomm Stadium, San Diego, CA Sat Apr 17 1999, 10:05 PM EDT Att: 56,568 - Unknown - 76 F <a href="http://livebaseballscorecards.com">livebaseballscorecards.com</a>					
<b>Reggie Sanders R</b> OBP: 0.366, SLG: 0.313 (1, 8)	 K		 K2-3			 K			 BB	3	0	0	0	1	3	3						
<b>Tony Gwynn L</b> OBP: 0.478, SLG: 0.548 (1, 9)	 L8			 G4-3		 1B			 G6-3	4	1	1	1	0	0	1						
<b>Wally Joyner L</b> OBP: 0.404, SLG: 0.425 (1, 3)		 BB		 BB		 1B			 K	4	0	3	1	0	1	0						
<b>John Vander Wal L</b> OBP: 0.455, SLG: 0.632 (8, PH)		 BB		 BB		 1B			 G1-3	1	0	0	0	2	0	1						
<b>Ruben Rivera R</b> OBP: 0.133, SLG: 0.200 (9, 8)		 BB		 BB		 P5			 G1-3	1	0	0	0	0	0	0						
<b>Jim Leyritz R</b> OBP: 0.472, SLG: 0.679 (1, 2)	 G1-6-3			 K			 P4		 G4-3	4	0	0	0	0	1	4						
<b>Dave Magadan L</b> OBP: 0.387, SLG: 0.393 (1, 5)	 K			 K			 F8		 F8	4	0	0	0	0	2	3						
<b>Chris Gomez R</b> OBP: 0.229, SLG: 0.182 (1, 6)			 SH1-4			 1B			 K	4	1	2	0	0	2	0						
<b>Sterling Hitchcock L</b> ERA: 6.28	(1, 1) 5.0 0 22 4 3 3 6 3 0 0 0 0 0 1 52 91 5.40 1.400																					
<b>Eric Owens R</b> OBP: 0.222, SLG: 0.278 (6, 1)	(6, 1) 1.0 H 3 0 0 0 1 0 0 0 0 0 0 0 8 14 0.00 0.000																					
<b>Antonio Osuna R</b> ERA: 2.57	(7, 1) 2.0 0 7 1 0 0 1 1 0 0 0 0 0 0 14 23 0.00 1.000																					
<b>Pedro Borbon L</b> ERA: 2.57	(9, 1) 1.0 0 4 0 0 0 0 1 1 0 0 0 0 0 0 11 17 0.00 1.000																					
<b>Jeff Shaw R</b> ERA: 6.14	(8, 1) 2.0 0 6 0 0 0 2 0 0 0 0 0 0 0 11 17 0.00 0.000																					
<b>Inning Stats</b>	R: 0 E: 0 K: 1 S: 7	H: 1 LOB: 0 BB: 0 P: 13	R: 0 E: 0 K: 1 S: 7	H: 1 LOB: 1 BB: 1 P: 18	R: 0 E: 0 K: 1 S: 9	H: 1 LOB: 0 BB: 0 P: 11	R: 0 E: 0 K: 2 S: 12	H: 1 LOB: 2 BB: 1 P: 19	R: 3 E: 0 K: 1 S: 16	H: 4 LOB: 1 BB: 0 P: 29	R: 0 E: 0 K: 1 S: 8	H: 0 LOB: 0 BB: 0 P: 14	R: 0 E: 0 K: 0 S: 9	H: 1 LOB: 1 BB: 1 P: 17	R: 0 E: 0 K: 1 S: 5	H: 0 LOB: 0 BB: 0 P: 6	R: 0 E: 0 K: 1 S: 11	H: 0 LOB: 1 BB: 1 P: 17	1B: 8 2B: 2 3B: 0 HR: 0	SF: 0 SAC: 1 DP: 3 HBP: 0	WP: 1 PB: 0 SB: 0 CS: 1	PA: 37
<b>PITCHER</b>	IP WLS BF H R ER SO BB IBB HBP BLK WP HR S P ERA WHIP																					
<b>Chan Ho Park R</b> ERA: 5.29	(1, 1) 5.0 0 22 4 3 3 6 3 0 0 0 0 0 1 52 91 5.40 1.400																					
<b>Antonio Osuna R</b> ERA: 2.57	(6, 1) 1.0 H 3 0 0 0 1 0 0 0 0 0 0 0 8 14 0.00 0.000																					
<b>Pedro Borbon L</b> ERA: 2.57	(7, 1) 2.0 0 7 1 0 0 1 1 0 0 0 0 0 0 14 23 0.00 1.000																					
<b>Jeff Shaw R</b> ERA: 6.14	(9, 1) 1.0 0 4 0 0 0 0 1 1 0 0 0 0 0 0 11 17 0.00 1.000																					



Batter	1	2	3	4	5	6	7	8	9	AB	R	H	RBI	BB	SO	LOB	TOP								
22 Devon White, S OBP: 0.333, SLG: 0.444	(1, 8) P6		0-0 2B FC5-2 1B		2-2 2B HBP 1B	0-1 F7		2-0 L8		5	1	2	0	0	0	1									
Jose Vizcaino, S OBP: 0.200, SLG: 0.250	(1, 4) P6		0-1 F9		2-3 K	0-2 G4-3			0-3 K2-3	5	0	0	0	0	2	3									
Gary Sheffield, R OBP: 0.397, SLG: 0.653	(1, 7) BB		2-2 2B		1-0 2B HBP		0-2 P5		1-3 K	3	0	1	0	1	1	0									
Raul Mondesi, R OBP: 0.387, SLG: 0.571	(1, 9) P4		1-0 FC5-2		0-0 2B		1-1 HR		1-1 P6	5	1	2	2	0	0	3									
Todd Hundley, S OBP: 0.262, SLG: 0.324		4-0 G6-3 BB BB	3-H F8		2-2 FC		3-3 K			3	0	0	0	1	1	4									
Eric Karros, R OBP: 0.414, SLG: 0.588		4-1 G6-3 BB		0-0 FC6-4 1B	2-3 K		2-2 HR			3	1	2	1	1	1	3									
Mark Grudzielanek, R OBP: 0.294, SLG: 0.319 Onan Masaoka, R Alan Mills, R	(1, 6) G6-3		0-2 F9		1-2 F9	3-2 G6-3		3-1 F8		4	0	0	0	0	0	6	AB 35								
Adrián Beltré, R OBP: 0.418, SLG: 0.558		4-1 BB	1-2 FC6-4		1-2 FC6-4 2B		2-1 F8			3	0	1	0	1	0	1	R 3								
Ismael Valdez, R Eric Young Sr., R OBP: 0.400, SLG: 0.400	(1, 1) F9		1-2 F9		2-3 K	0-0 FC1-5		2-2 F8		3	0	0	0	0	1	4	H 8								
										1	0	0	0	0	0	0	RBI 3								
																	BB 4								
																	SO 6								
																	LOB 25								
<b>Inning Stats</b>	R: 0 E: 0 K: 0 S: 9	H: 0 LOB: 1 BB: 1 P: 17	R: 0 E: 0 K: 0 S: 9	H: 0 LOB: 2 BB: 3 P: 22	R: 0 E: 0 K: 0 S: 10	H: 2 LOB: 2 BB: 0 P: 16	R: 0 E: 0 K: 1 S: 10	H: 1 LOB: 1 BB: 0 P: 14	R: 1 E: 0 K: 2 S: 16	H: 2 LOB: 3 BB: 0 P: 28	R: 0 E: 0 K: 0 S: 8	H: 1 LOB: 1 BB: 0 P: 10	R: 2 E: 0 K: 1 S: 14	H: 2 LOB: 0 BB: 0 P: 23	R: 0 E: 0 K: 0 S: 6	H: 0 LOB: 0 BB: 0 P: 12	R: 0 E: 0 K: 2 S: 9	H: 0 LOB: 0 BB: 0 P: 11	1B: 3 2B: 3 3B: 0 HR: 2	SF: 0 SAC: 0 DP: 1 HBP: 1	WP: 0 PB: 0 SB: 1 CS: 1	PA: 40			
<b>PITCHER</b>	IP	WLS	BF	H	R	ER	SO	BB	IBB	HBP	BLK	WP	HR	S	P	ERA	WHIP								
Woody Williams, R ERA: 2.84	(1, 1) 6.0		29	6	1	1	3	4	0	1	0	0	0	62	107	1.50	1.667								
Donne Wall, R ERA: 4.5	(7, 1) 1.0	B	5	2	2	2	1	0	0	0	0	0	2	14	23	18.00	2.000								
Dan Miceli, R ERA: 4.26	(8, 1) 1.0	W	3	0	0	0	0	0	0	0	0	0	0	6	12	0.00	0.000								
Trevor Hoffman, R ERA:	(9, 1) 1.0	S	3	0	0	0	2	0	0	0	0	0	0	9	11	0.00	0.000								

Los Angeles Dodgers @ San Diego Padres  
Qualcomm Stadium, San Diego, CA  
Sun Apr 18 1999, 4:05 PM EDT  
Att: 51,341 - Sunny - 83 F

Batter	1	2	3	4	5	6	7	8	9	AB	R	H	RBI	BB	SO	LOB	BOTTOM								
QuiVio Veras, S OBP: 0.288, SLG: 0.333	(1, 4) G4-3		1-0 G4-3		1-0 HR		3-1 CS 1B			4	1	2	2	0	0	0									
Dave Magadan, L OBP: 0.382, SLG: 0.387 Jim Leyritz, R OBP: 0.459, SLG: 0.655	(1, 5) F8			0-1 F8	1-1 1B		2-0 L9			3	0	1	0	0	0	0									
Tony Gwynn, L OBP: 0.460, SLG: 0.533 Trevor Hoffman, R ERA:	(1, 9) P6			3-2 BB 1B HBP	0-1 1B		0-0 F8			3	1	1	0	0	0	0									
Wally Joyner, L OBP: 0.412, SLG: 0.405 Reggie Sanders, R OBP: 0.396, SLG: 0.513	(1, 3) F7		1-1 F7	4-1 1B BB	2-3 K		4-0 F8			2	0	0	0	2	1	2									
John Vander Wal, L OBP: 0.400, SLG: 0.545 Donne Wall, R Dan Miceli, R Phil Nevin, R OBP: 1.000, SLG: 1.500	(1, 7) L8		2-1 L8	0-3 K		2-2 G4-3		2-0 G5-3 2B		3	0	0	0	0	1	2									
Greg Myers, L OBP: 0.550, SLG: 0.467		3-2 1B		2-2 K		0-0 G4-3		4-0 IBB		0	0	0	0	0	0	0									
Ruben Rivera, R OBP: 0.118, SLG: 0.176		1-3 K		1-1 P4		2-2 P9		3-2 G5-3		4	0	0	0	0	1	5	AB 29								
Damian Jackson, R OBP: 0.421, SLG: 0.438			1-2 F8		4-2 CS BB		1-3 K			2	0	0	0	1	1	0	R 4								
Woody Williams, R Eric Owens, R OBP: 0.263, SLG: 0.316	(1, 1) F8		0-1 F8		3-0 P4		2-2 1B			2	0	0	0	0	0	1	H 8								
										1	1	1	0	0	0	0	RBI 4								
																	BB 4								
																	SO 4								
																	LOB 11								
<b>Inning Stats</b>	R: 0 E: 0 K: 0 S: 4	H: 0 LOB: 0 BB: 0 P: 7	R: 0 E: 0 K: 1 S: 11	H: 1 LOB: 1 BB: 0 P: 18	R: 0 E: 0 K: 0 S: 6	H: 0 LOB: 0 BB: 0 P: 8	R: 1 E: 0 K: 1 S: 13	H: 1 LOB: 2 BB: 1 P: 23	R: 1 E: 0 K: 1 S: 13	H: 3 LOB: 2 BB: 1 P: 24	R: 0 E: 0 K: 0 S: 9	H: 0 LOB: 0 BB: 0 P: 13	R: 1 E: 0 K: 1 S: 9	H: 2 LOB: 0 BB: 0 P: 17	R: 1 E: 1 K: 0 S: 6	H: 1 LOB: 1 BB: 2 P: 19	1B: 6 2B: 1 3B: 0 HR: 1	SF: 0 SAC: 0 DP: 1 HBP: 1	WP: 0 PB: 0 SB: 1 CS: 2	PA: 34					
<b>PITCHER</b>	IP	WLS	BF	H	R	ER	SO	BB	IBB	HBP	BLK	WP	HR	S	P	ERA	WHIP								
Ismael Valdez, R ERA: 4.12	(1, 1) 6.1		27	6	3	3	4	2	0	1	0	0	0	62	102	4.26	1.263								
Onan Masaoka, L ERA: 3.38	(7, 1) 1.0	L	4	1	1	0	0	1	0	0	0	0	0	4	13	0.00	2.000								
Alan Mills, R ERA: 1.42	(8, 1) 0.2		3	1	0	0	0	0	1	0	0	0	0	5	14	0.00	1.500								

Los Angeles Dodgers @ San Diego Padres  
Qualcomm Stadium, San Diego, CA  
Sun Apr 18 1999, 4:05 PM EDT  
Att: 51,341 - Sunny - 83 F



Batter	1	2	3	4	5	6	7	8	9	AB	R	H	RBI	BB	SO	LOB	TOP										
18 Jason Kendall, R OBP: 0.472, SLG: 0.500	1-2 F8 PB 1B		1-3 K2-3					2-0 G4-3 1B		4-0 1B IBB	3	2	2	0	1	1	0										
Warren Morris, L OBP: 0.300, SLG: 0.391	3-0 F8		0-0 G4-3					2-3 K		1-2 2-3 K	4	0	0	0	0	2	4										
Brian Giles, L OBP: 0.462, SLG: 0.487	2-3 K		1-2 P6					0-2 G4-3		3-1 1B	4	0	1	2	0	1	2										
Kevin Young, R OBP: 0.396, SLG: 0.532	4-2 PB BB			1-3 K				2-1 F8		2-H 3-H 4-1 BB	2	0	0	0	2	1	1										
Al Martin, L OBP: 0.286, SLG: 0.300	2-2 F8			0-0 G4-3				1-2 G3		2-3 K	4	0	0	0	0	1	3										
Jeff Wallace, L OBP: 0.286, SLG: 0.300											0	0	0	0	0	0	0										
Mike Williams, R OBP: 0.286, SLG: 0.300											0	0	0	0	0	0	0										
Jason Christiansen, R OBP: 0.286, SLG: 0.300	1-2 3-H										0	0	0	0	0	0	0										
Ed Sprague, R OBP: 0.383, SLG: 0.475		1-0 1B						1-0 P3		1-1 G4-3	4	0	1	0	0	1	0										
Turner Ward, S OBP: 0.455, SLG: 0.421		0-0 L7						0-1 B1		1-1 F8	4	0	1	0	0	0	1										
Mike Benjamin, R OBP: 0.194, SLG: 0.219		1-3 K						2-1 F9		0-0 SH3-4 1B	3	1	1	0	1	1	1										
Pete Schourek, L OBP: 0.194, SLG: 0.219										4-2 BB																	
Rich Loiselle, R OBP: 0.278, SLG: 0.071		0-3 K						0-3 K		0-1 SH3-4 1B	2	0	0	0	0	2	1										
Adrian Brown, S OBP: 0.278, SLG: 0.071										1-2 K	1	0	0	0	0	1	1										
<b>Inning Stats</b>	R: 1 E: 0 K: 1 S: 17	H: 1 LOB: 1 BB: 1 P: 29	R: 0 E: 0 K: 2 S: 8	H: 1 LOB: 1 BB: 0 P: 10	R: 0 E: 0 K: 1 S: 7	H: 0 LOB: 0 BB: 0 P: 9	R: 0 E: 0 K: 2 S: 7	H: 0 LOB: 0 BB: 0 P: 10	R: 0 E: 0 K: 1 S: 7	H: 1 LOB: 1 BB: 0 P: 13	R: 0 E: 0 K: 0 S: 5	H: 0 LOB: 0 BB: 0 P: 7	R: 2 E: 0 K: 2 S: 13	H: 2 LOB: 2 BB: 2 P: 28	R: 0 E: 0 K: 1 S: 10	H: 1 LOB: 1 BB: 1 P: 17	1B: 6 2B: 0 3B: 0 HR: 0	SF: 0 SAC: 1 DP: 0 HBP: 0	WP: 0 PB: 1 SB: 4 CS: 1	PA: 36							
<b>PITCHER</b>	IP	WLS	BF	H	R	ER	SO	BB	IBB	HBP	BLK	WP	HR	S	P	ERA	WHIP										
58 Stan Spencer, R ERA: 9.71	7.1	L	28	4	3	2	8	1	1	0	0	0	0	63	94	2.46	0.682										
Roberto Rivera, L ERA: 0.77	0.1		2	1	0	0	1	0	0	0	0	0	0	5	10	0.00	3.000										
Brian Boehringer, R ERA: 0.77	1.1		6	1	0	0	2	2	0	0	0	0	0	15	28	0.00	2.250										

Pittsburgh Pirates @ San Diego Padres  
Qualcomm Stadium, San Diego, CA  
Mon Apr 19 1999, 10:05 PM EDT  
Att: 33,616 - Unknown - 71 F

AB 31  
R 3  
H 6  
RBI 2  
BB 4  
SO 11  
LOB 14



Batter	1	2	3	4	5	6	7	8	9	AB	R	H	RBI	BB	SO	LOB	BOTTOM										
QuiVivo Veras, S OBP: 0.268, SLG: 0.306	1-3 K		1-1 G1-3					3-3 K		4	0	0	0	0	2	1											
Reggie Sanders, R OBP: 0.378, SLG: 0.314	2-2 CS 1B		0-0 L4					4-1 FC6-4 BB		3	0	1	0	1	0	0											
Tony Gwynn, L OBP: 0.500, SLG: 0.563	4-1 BB		0-1 2B					0-0 FC6-4		3	0	2	0	1	0	2											
Jim Leyritz, R OBP: 0.415, SLG: 0.576	3-3 K		2-3 K					1-2 2-3 K		4	0	0	0	0	3	5											
Wally Joyner, L OBP: 0.382, SLG: 0.370		2-0 F8						3-1 L4		0-1 G3	4	0	0	0	0	1											
Phil Nevin, R OBP: 0.400, SLG: 0.600		2-3 K						3-2 F8		0-2 E5	3	0	0	0	0	2											
Brian Boehringer, S ERA: 0.77											0	0	0	0	0	0											
Eric Owens, R OBP: 0.250, SLG: 0.300											1	0	0	0	0	0											
Ruben Rivera, R OBP: 0.139, SLG: 0.222		0-0 2B						0-1 CS 1B		2-3 K	2	0	1	0	0	0											
John Vander Wal, L OBP: 0.407, SLG: 0.542											2	0	1	0	0	1											
Chris Gomez, R OBP: 0.231, SLG: 0.167		4-0 BB						2-3 K		2-3 K	3	0	0	0	1	3											
58 Stan Spencer, R ERA: 9.71		0-1 BB						2-1 G6-3		4-1 FC6-4 BB	2	0	0	0	0	2											
Roberto Rivera, L ERA: 0.77											0	0	0	0	0	0											
Dave Magadan, L OBP: 0.400, SLG: 0.387											0	0	0	0	1	0											
<b>Inning Stats</b>	R: 0 E: 0 K: 2 S: 10	H: 1 LOB: 1 BB: 1 P: 20	R: 0 E: 0 K: 1 S: 7	H: 1 LOB: 2 BB: 1 P: 15	R: 0 E: 0 K: 1 S: 8	H: 1 LOB: 1 BB: 0 P: 11	R: 0 E: 0 K: 1 S: 9	H: 0 LOB: 0 BB: 0 P: 15	R: 0 E: 0 K: 0 S: 7	H: 0 LOB: 0 BB: 0 P: 14	R: 0 E: 0 K: 0 S: 10	H: 1 LOB: 1 BB: 0 P: 20	R: 0 E: 0 K: 1 S: 9	H: 1 LOB: 1 BB: 0 P: 14	R: 0 E: 0 K: 2 S: 9	H: 0 LOB: 2 BB: 2 P: 21	R: 0 E: 1 K: 2 S: 11	H: 0 LOB: 1 BB: 0 P: 15	1B: 3 2B: 3 3B: 0 HR: 0	SF: 0 SAC: 0 DP: 1 HBP: 0	WP: 0 PB: 0 SB: 1 CS: 2	PA: 35					
<b>PITCHER</b>	IP	WLS	BF	H	R	ER	SO	BB	IBB	HBP	BLK	WP	HR	S	P	ERA	WHIP										
Pete Schourek, L ERA: 4.5	1.0	H	3	1	0	0	1	0	0	0	0	0	0	9	14	0.00	1.000										
Jeff Wallace, L ERA: 2.25	0.2	H	4	0	0	0	1	2	0	0	0	0	0	6	17	0.00	3.000										
Mike Williams, R ERA: 3.68	0.1	H	1	0	0	0	1	0	0	0	0	0	0	3	4	0.00	0.000										
Jason Christiansen, L ERA: 2.16	1.0	S	4	0	0	0	2	0	0	0	0	0	0	11	15	0.00	0.000										

Pittsburgh Pirates @ San Diego Padres  
Qualcomm Stadium, San Diego, CA  
Mon Apr 19 1999, 10:05 PM EDT  
Att: 33,616 - Unknown - 71 F

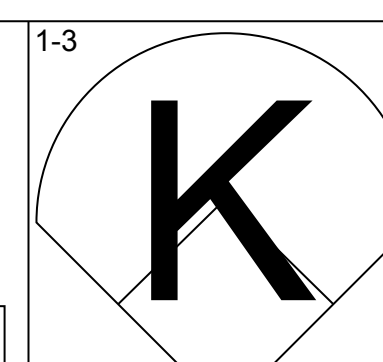
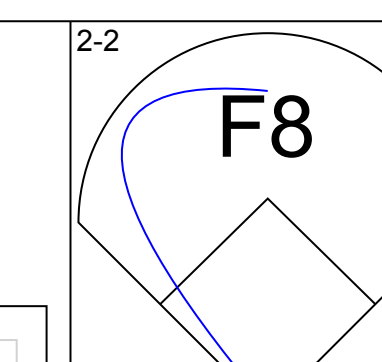
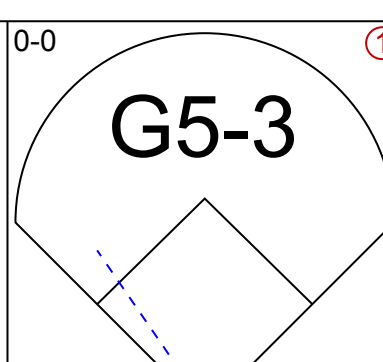
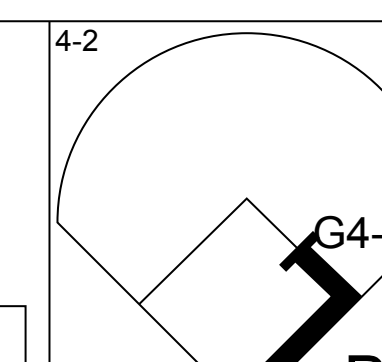
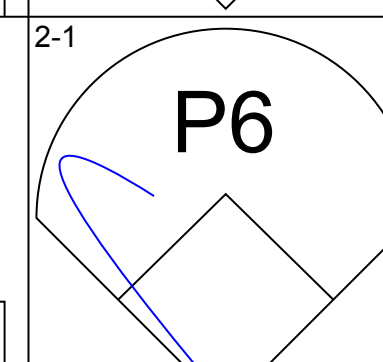
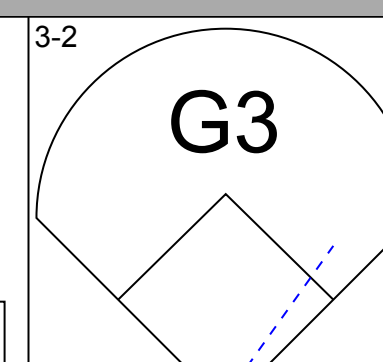
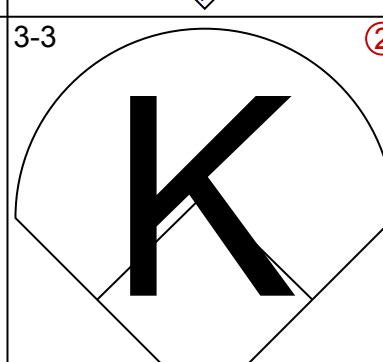
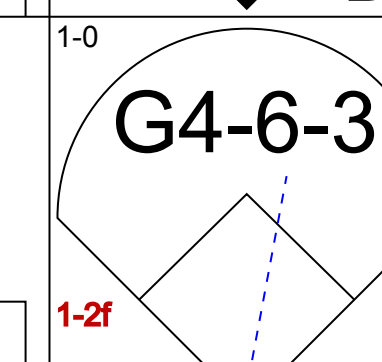
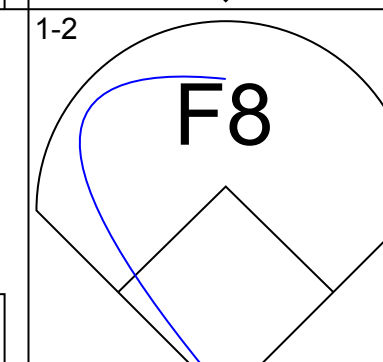
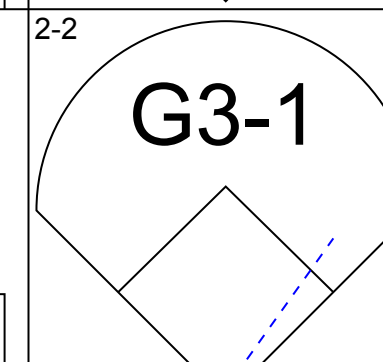
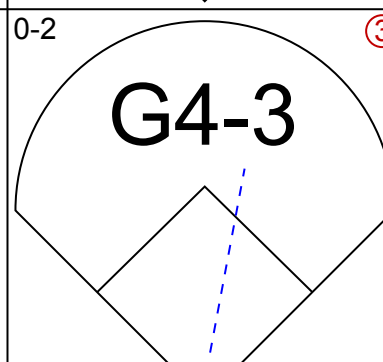
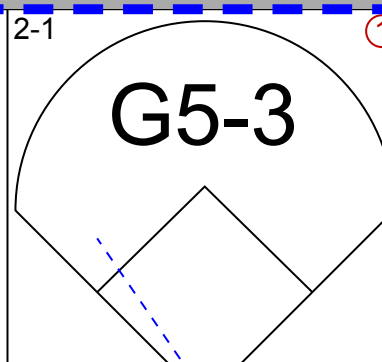
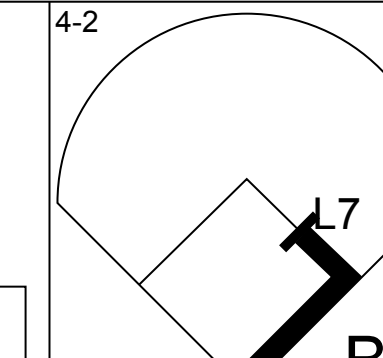
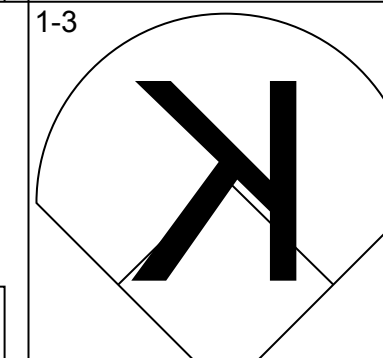
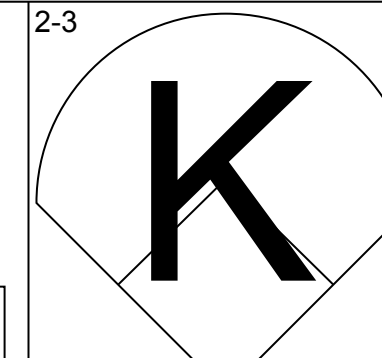
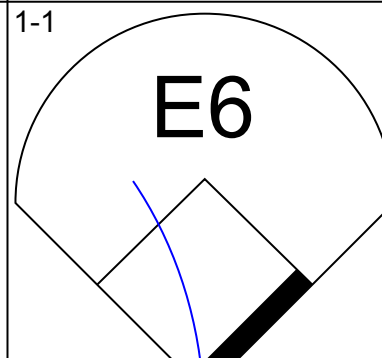
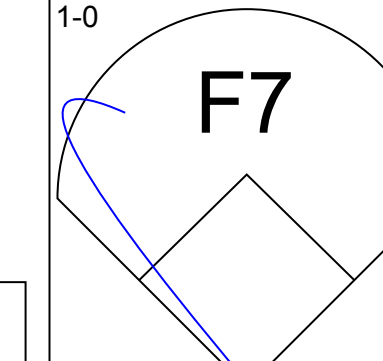
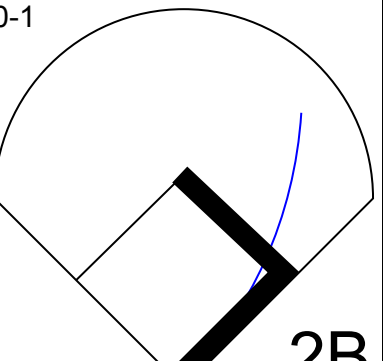
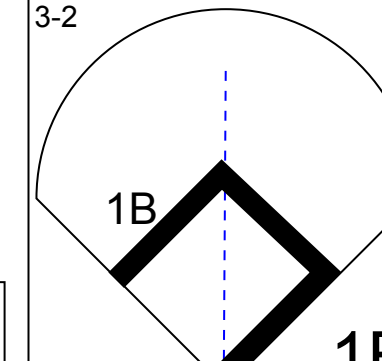
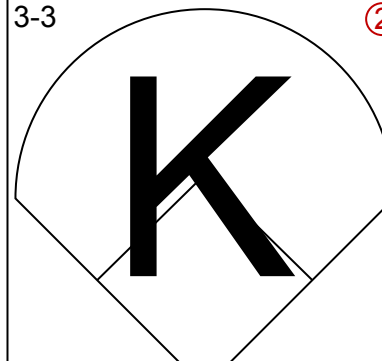
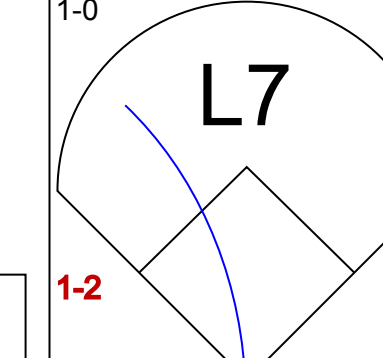
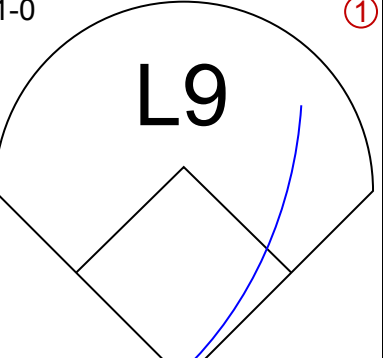
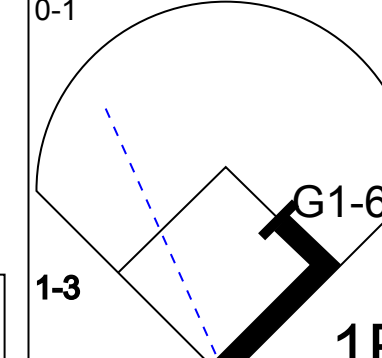
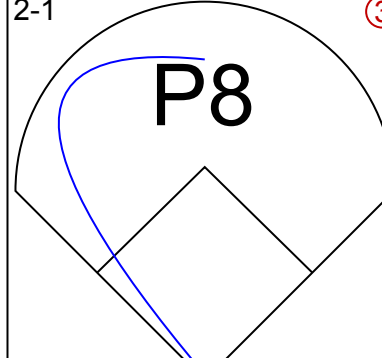
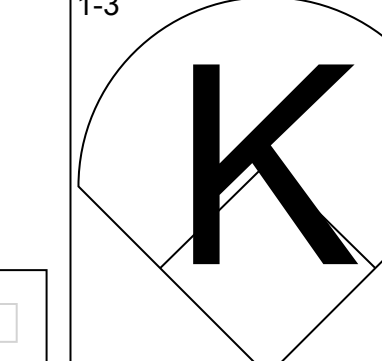
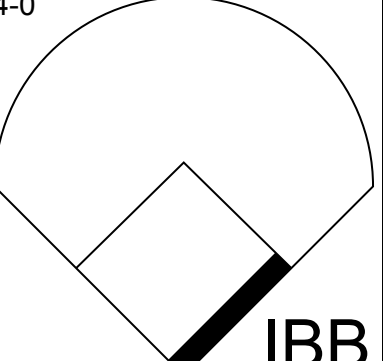
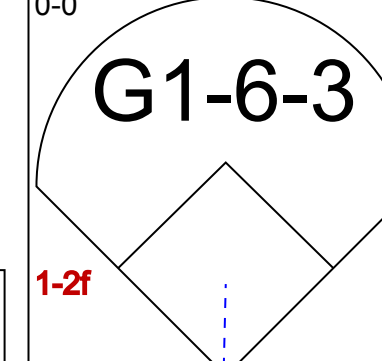
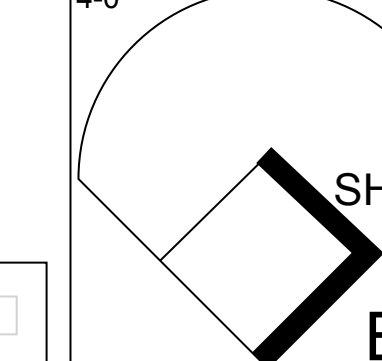
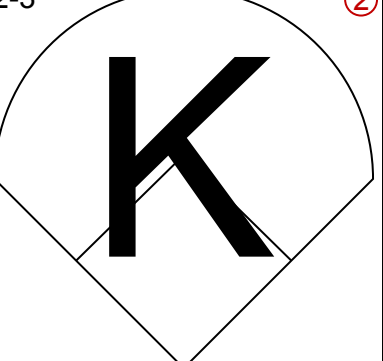
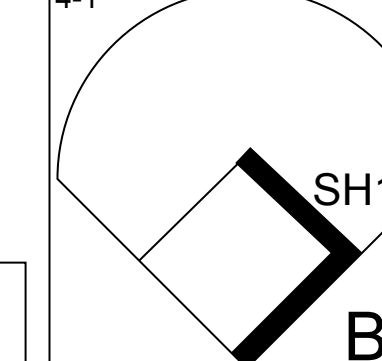
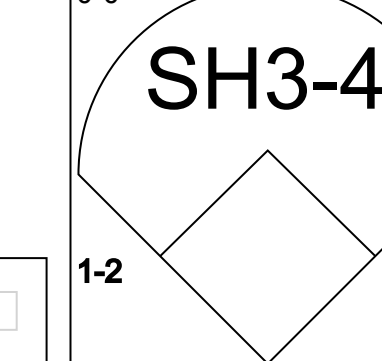
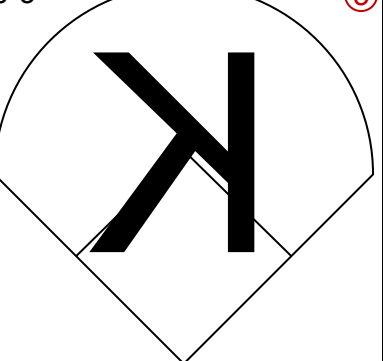
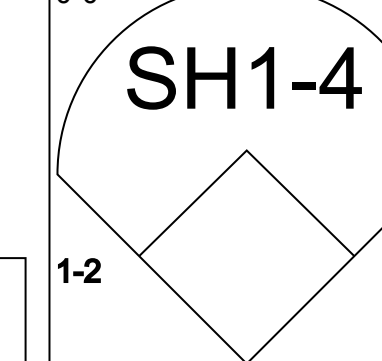
AB 31  
R 0  
H 5  
RBI 0  
BB 4  
SO 11  
LOB 14






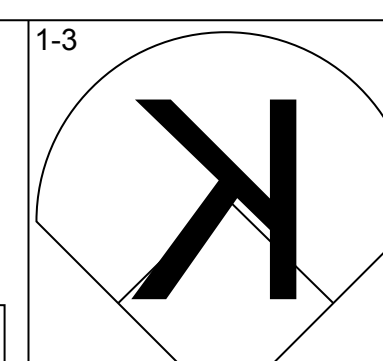
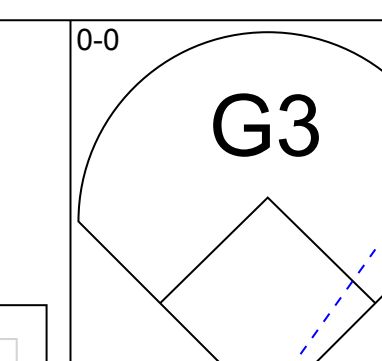
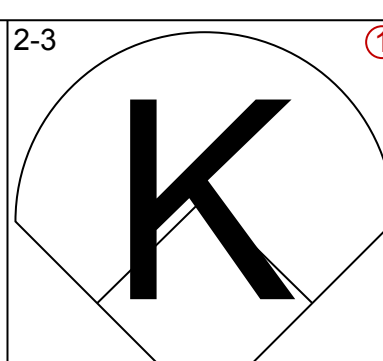
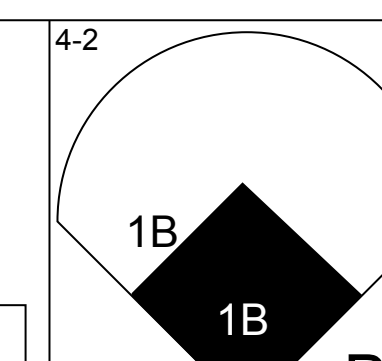
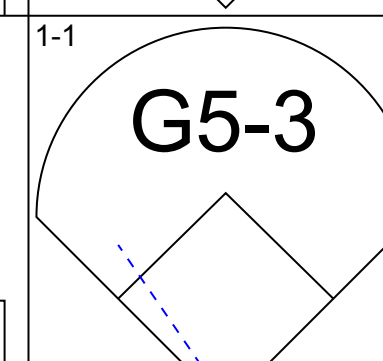
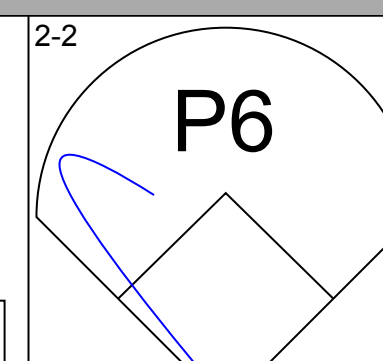
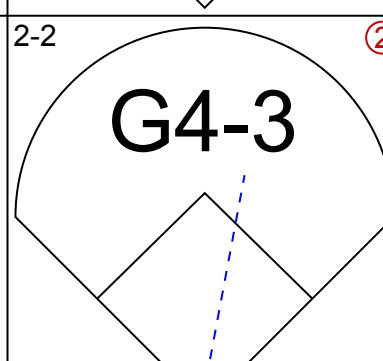
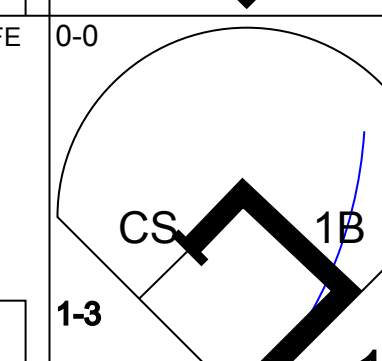
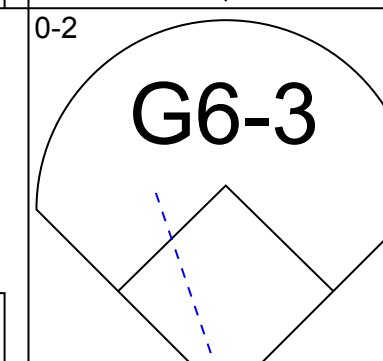
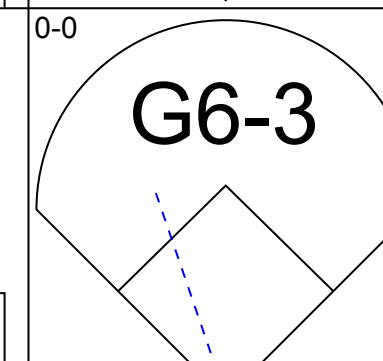
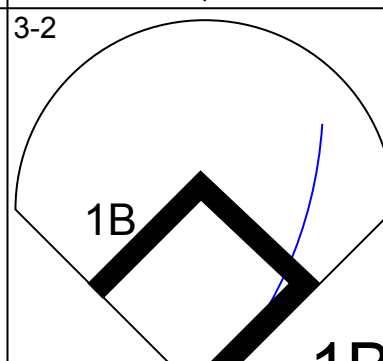
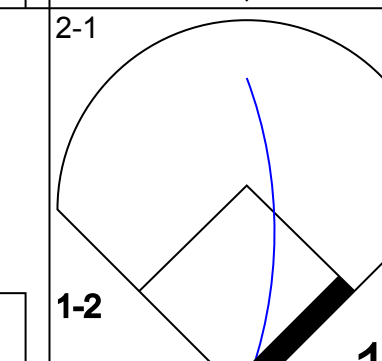
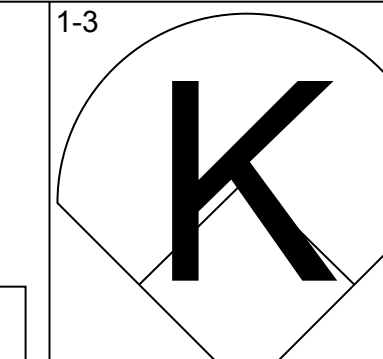
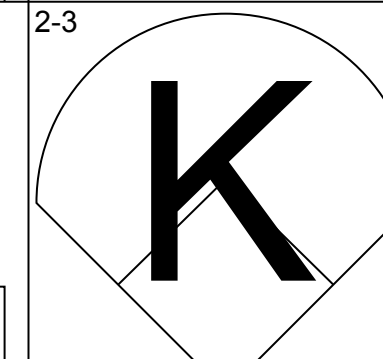
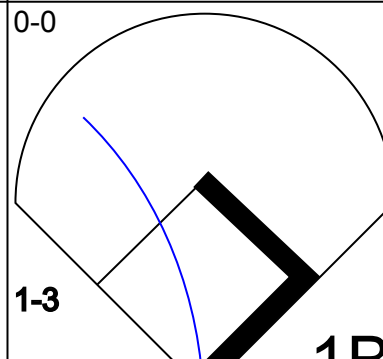
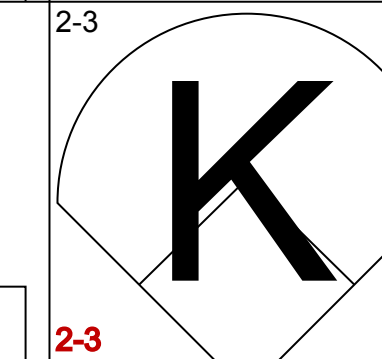
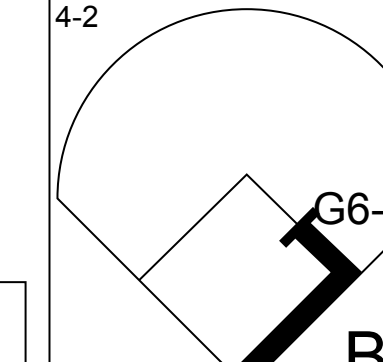
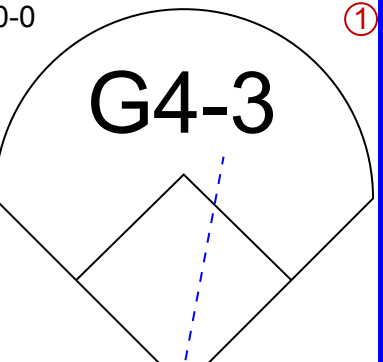
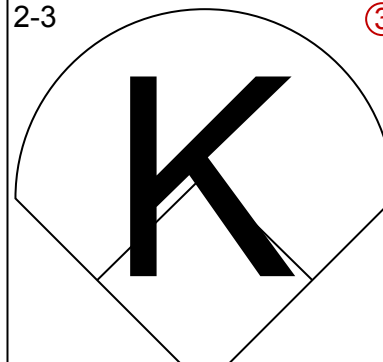
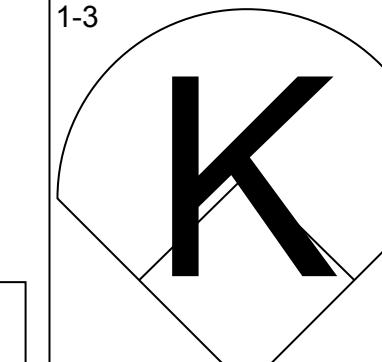
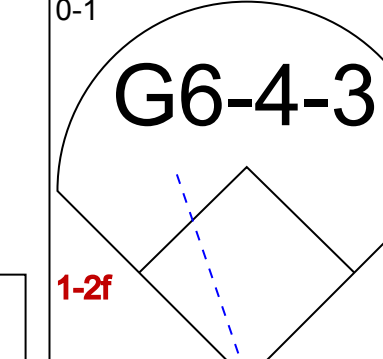
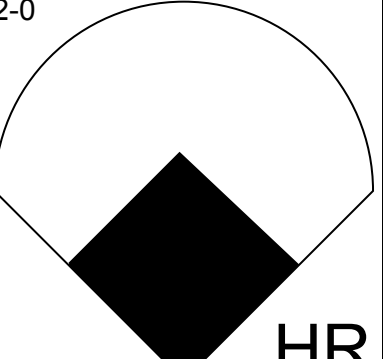
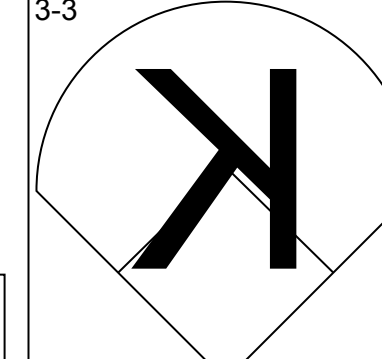
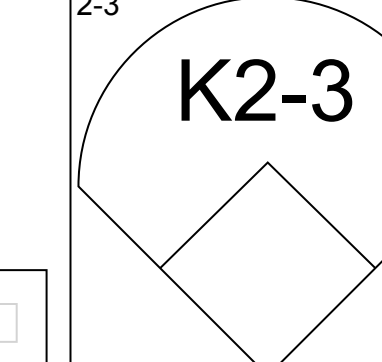
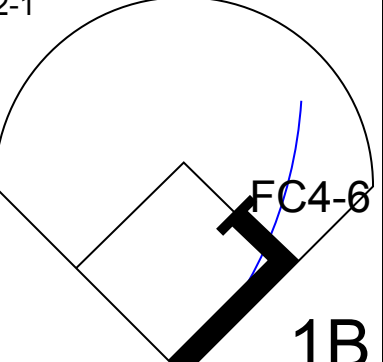
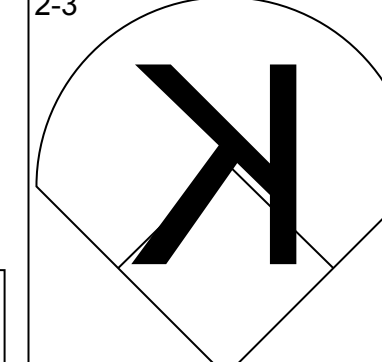
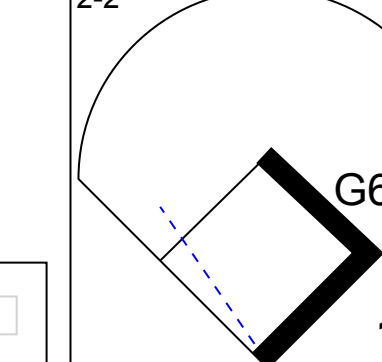
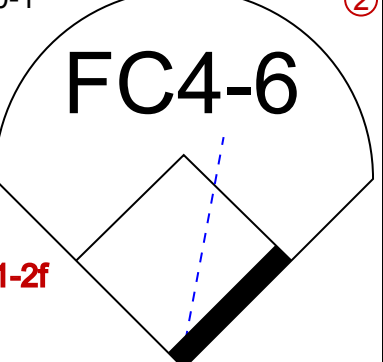
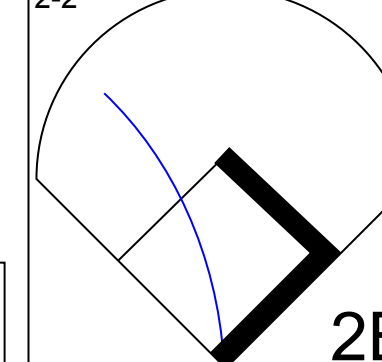
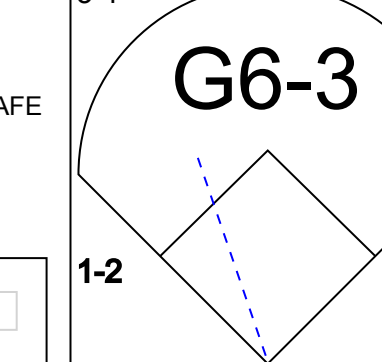
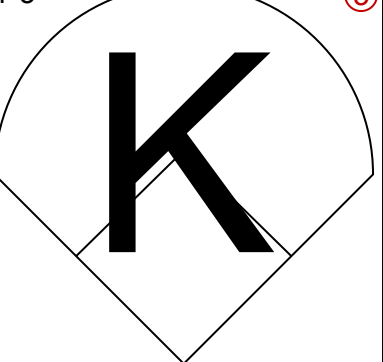
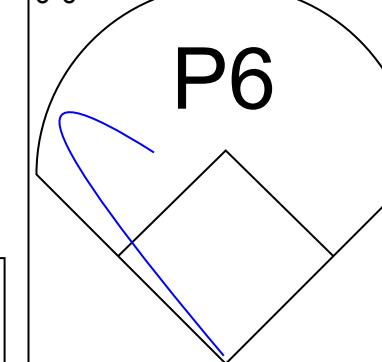




Batter	1	2	3	4	5	6	7	8	9	AB	R	H	RBI	BB	SO	LOB	TOP																					
18 Jason Kendall, R OBP: 0.435, SLG: 0.462										3	0	0	0	1	1	1	<b>Pittsburgh Pirates @ San Diego Padres</b> Qualcomm Stadium, San Diego, CA Wed Apr 21 1999, 10:35 PM EDT Att: 13,928 - Cloudy - 67 F																					
Abraham Nunez, S OBP: 0.350, SLG: 0.389 Turner Ward, S OBP: 0.417, SLG: 0.381 Warren Morris, L OBP: 0.273, SLG: 0.353										3	0	0	0	0	1	0																						
Brian Giles, L OBP: 0.443, SLG: 0.532										4	0	0	0	0	0	0																						
Kevin Young, R OBP: 0.371, SLG: 0.463										3	0	0	0	1	2	0																						
Brant Brown, L OBP: 0.361, SLG: 0.571										4	0	2	0	0	1	2																						
Ed Sprague, R OBP: 0.375, SLG: 0.469										4	0	1	0	0	0	3																						
Al Martin, L OBP: 0.310, SLG: 0.308										2	0	0	0	1	1	2																						
Mike Benjamin, R OBP: 0.295, SLG: 0.324										1	0	0	0	2	1	2																						
Jason Schmidt, R OBP: 0.167, SLG: 0.167										1	0	0	0	0	1	2																						
<b>Inning Stats</b>	R: 0 E: 0 K: 1 S: 8	H: 0 LOB: 0 BB: 0 P: 12	R: 0 E: 0 K: 0 S: 5	H: 0 LOB: 1 BB: 1 P: 11	R: 0 E: 0 K: 1 S: 8	H: 0 LOB: 1 BB: 1 P: 15	R: 0 E: 0 K: 1 S: 9	H: 0 LOB: 0 BB: 0 P: 15	R: 0 E: 0 K: 2 S: 10	H: 1 LOB: 2 BB: 1 P: 17	R: 0 E: 0 K: 1 S: 7	H: 0 LOB: 0 BB: 0 P: 10	R: 0 E: 0 K: 1 S: 9	H: 2 LOB: 1 BB: 0 P: 14	R: 0 E: 0 K: 0 S: 6	H: 0 LOB: 1 BB: 2 P: 15	R: 0 E: 1 K: 1 S: 10	H: 0 LOB: 1 BB: 0 P: 18	1B: 2 2B: 1 3B: 0 HR: 0	SF: 0 SAC: 2 DP: 2 HBP: 0	WP: 0 PB: 0 SB: 0 CS: 0	PA: 33																
<b>PITCHER</b>	IP	WLS	BF	H	R	ER	SO	BB	IBB	HBP	BLK	WP	HR	S	P	ERA	WHIP	<b>PITCHER</b>				IP	WLS	BF	H	R	ER	SO	BB	IBB	HBP	BLK	WP	HR	S	P	ERA	WHIP
Andy Ashby, R ERA: 2.52	(1, 1)	8.0	W	29	3	0	0	7	4	1	0	0	0	62	109	0.00	0.875																					
Trevor Hoffman, R ERA: 1.29	(9, 1)	1.0	S	4	0	0	0	1	0	0	0	0	0	10	18	0.00	0.000																					

AB	26
R	0
H	3
RBI	0
BB	5
SO	8
LOB	14



Batter	1	2	3	4	5	6	7	8	9	AB	R	H	RBI	BB	SO	LOB	BOTTOM																					
QuiVivo Veras, S OBP: 0.292, SLG: 0.309										3	1	0	0	1	2	1	<b>Pittsburgh Pirates @ San Diego Padres</b> Qualcomm Stadium, San Diego, CA Wed Apr 21 1999, 10:35 PM EDT Att: 13,928 - Cloudy - 67 F																					
Dave Magadan, L OBP: 0.349, SLG: 0.333										4	0	1	0	0	0	0																						
Tony Gwynn, L OBP: 0.476, SLG: 0.526 Eric Owens, R OBP: 0.273, SLG: 0.286										4	0	2	1	0	0	0																						
Wally Joyner, L OBP: 0.375, SLG: 0.352										4	0	1	0	0	3	2																						
John Vander Wal, L OBP: 0.441, SLG: 0.586 Ruben Rivera, R OBP: 0.132, SLG: 0.211										1	0	0	0	1	0	0																						
Reggie Sanders, R OBP: 0.365, SLG: 0.366										3	1	1	1	0	1	1																						
Jim Leyritz, R OBP: 0.391, SLG: 0.526										3	0	1	0	0	2	0																						
Damian Jackson, R OBP: 0.478, SLG: 0.526										3	0	2	0	0	0	1																						
Andy Ashby, R Trevor Hoffman, R	(1, 1) (9, 1)									3	0	0	0	0	1	3																						
<b>Inning Stats</b>	R: 0 E: 0 K: 1 S: 8	H: 0 LOB: 0 BB: 0 P: 10	R: 0 E: 0 K: 1 S: 9	H: 0 LOB: 0 BB: 1 P: 14	R: 0 E: 0 K: 1 S: 9	H: 1 LOB: 1 BB: 0 P: 16	R: 0 E: 0 K: 1 S: 8	H: 0 LOB: 0 BB: 0 P: 12	R: 1 E: 0 K: 1 S: 9	H: 2 LOB: 1 BB: 0 P: 14	R: 0 E: 0 K: 2 S: 13	H: 2 LOB: 2 BB: 0 P: 22	R: 0 E: 0 K: 2 S: 11	H: 1 LOB: 1 BB: 0 P: 18	R: 1 E: 0 K: 2 S: 12	H: 2 LOB: 1 BB: 1 P: 21	R: 0 E: 1 K: 2 S: 10	H: 0 LOB: 1 BB: 0 P: 18	1B: 6 2B: 1 3B: 0 HR: 1	SF: 0 SAC: 0 DP: 1 HBP: 0	WP: 0 PB: 0 SB: 0 CS: 1	PA: 32																
<b>PITCHER</b>	IP	WLS	BF	H	R	ER	SO	BB	IBB	HBP	BLK	WP	HR	S	P	ERA	WHIP	<b>PITCHER</b>				IP	WLS	BF	H	R	ER	SO	BB	IBB	HBP	BLK	WP	HR	S	P	ERA	WHIP
Jason Schmidt, R ERA: 2.6	(1, 1)	8.0	L	32	8	2	2	11	2	0	0	0	0	1	79	2.25	1.250																					













Batter	1	2	3	4	5	6	7	8	9	10	11	AB	R	H	RBI	BB	SO	LOB	TOP								
Tony Womack, L OBP: 0.317, SLG: 0.296 (1, 9)	L7		G5-3		F7		F7		FC4-6		HR	6	1	1	0	0	0	3									
Jay Bell, R OBP: 0.360, SLG: 0.638 (1, 4)	HR		K			E5 G3 1B		SH5-3 SF8 2B	P4		HR	6	4	3	3	0	1	2									
Steve Finley, L OBP: 0.302, SLG: 0.474 (1, 8)	P3				P8		G3		SH5-3 HBP		1B	5	0	1	0	0	0	1									
Luis Gonzalez, L OBP: 0.448, SLG: 0.746 (1, 7)	E9 1B				1B BB		1B		SH5-3		1B	3	0	3	1	1	0	0									
Travis Lee, L OBP: 0.275, SLG: 0.348 Greg Swindell, L Gregg Olson, R (1, 3) (10, 1) (11, 1)	P6				F7		P5		SF8		G6-4-3 IBB	3	0	0	1	1	0	3									
Andy Fox, L OBP: 0.278, SLG: 0.235 (1, 5)		G4-3			1B		P4		K		K	5	0	1	0	0	2	5									
Damian Miller, R OBP: 0.351, SLG: 0.404 Matt Williams, R Kelly Stinnett, R (1, 2) (10, PH) (10, 2)	K				K				F7		G6-4-3	4	0	0	0	0	3	2									
Tony Batista, R OBP: 0.296, SLG: 0.409 (1, 6)		P2			F8				1B		P5	5	0	2	0	0	0	0									
Randy Johnson, R Bernard Gilkey, R Darren Holmes, R Greg Colbrunn, R (1, 1) (9, PH) (9, 1) (10, 3)			L8		K				K		FC4-6 1B	3	0	0	0	0	2	1									
<b>Inning Stats</b>	R: 1 E: 1 K: 0 S: 9	H: 2 LOB: 1 BB: 0 P: 16	R: 0 E: 0 K: 1 S: 9	H: 0 LOB: 0 BB: 0 P: 12	R: 0 E: 0 K: 1 S: 8	H: 0 LOB: 0 BB: 0 P: 8	R: 0 E: 0 K: 1 S: 9	H: 1 LOB: 2 BB: 1 P: 17	R: 0 E: 0 K: 1 S: 5	H: 0 LOB: 0 BB: 0 P: 7	R: 1 E: 1 K: 0 S: 15	H: 1 LOB: 1 BB: 0 P: 23	R: 0 E: 0 K: 1 S: 6	H: 1 LOB: 1 BB: 0 P: 6	R: 1 E: 0 K: 1 S: 7	H: 1 LOB: 1 BB: 0 P: 14	R: 0 E: 0 K: 1 S: 19	H: 2 LOB: 2 BB: 0 P: 27	R: 0 E: 0 K: 1 S: 6	H: 2 LOB: 2 BB: 1 P: 10	R: 2 E: 0 K: 1 S: 7	H: 2 LOB: 0 BB: 0 P: 7	1B: 9 2B: 1 3B: 0 HR: 2	SF: 1 SAC: 1 DP: 1 HBP: 1	WP: 0 PB: 0 SB: 2 CS: 0	PA: 48	
<b>PITCHER</b>	IP ERA WLS BF H R ER SO BB IBB HBP BLK WP HR S P ERA WHIP	58 Stan Spencer, R ERA: 6.23 (1, 1)	Ed Vosberg, L ERA: (8, 1)	Trevor Hoffman, R ERA: 1.0 (9, 1)	Dan Miceli, R ERA: 4.66 (11, 1)	<b>PITCHER</b>																					

**Arizona Diamondbacks @ San Diego Padres**  
Qualcomm Stadium, San Diego, CA  
Sun Apr 25 1999, 4:05 PM EDT  
Att: 26,684 - Unknown - 63 F

livebaseballscores.com

AB 43  
R 5  
H 12  
RBI 5  
BB 2  
SO 9  
LOB 20



Batter	1	2	3	4	5	6	7	8	9	10	11	AB	R	H	RBI	BB	SO	LOB	BOTTOM						
Damian Jackson, R OBP: 0.364, SLG: 0.357 (1, 4)	1B HR BB		K		F7			L1		L4		4	1	0	0	1	1	1							
Reggie Sanders, R OBP: 0.409, SLG: 0.490 (1, 7)	HR		S BB		K			E S 1B		S BB		3	1	2	0	2	1	1							
Tony Gwynn, L OBP: 0.474, SLG: 0.600 (1, 9)	K		K		K		G4-3	E4 S		FC6-4 IBB		4	0	0	0	1	2	4							
Jim Levriz, R OBP: 0.356, SLG: 0.510 Trevor Hoffman, R (1, 3) (9, 1)	K		K		K		FC3-6 1B	K		FC6-4		4	0	1	0	0	3	5							
John Vander Wal, L OBP: 0.410, SLG: 0.529 Quilvio Veras, S Dan Miceli, R (10, PH) (10, PH) (11, 1)	K		K		K		FC3-6 1B	K		FC6-4		0	0	0	0	0	0	0							
Phil Nevin, R OBP: 0.375, SLG: 0.800 (1, 2)	HR		K		K		FC3-6	G5-3		F9		5	1	1	3	0	1	3							
Ruben Rivera, R OBP: 0.170, SLG: 0.277 (1, 8)	K		K		K		F9		G1-3		K	5	0	0	0	0	3	1							
Eric Owens, R OBP: 0.269, SLG: 0.250 Dave Magadan, L OBP: 0.360, SLG: 0.348 (1, 5) (8, 5)	5B CS BB		G6-3		G6-3			F9		L1		2	0	0	0	1	0	0							
Chris Gomez, R OBP: 0.283, SLG: 0.191 (1, 6)	P3				1B			L8		G6-3		4	0	1	0	0	0	1							
58 Stan Spencer, R Ed Vosberg, L Wally Joyner, L (1, 1) (8, 1) (9, 3)	G5-3				K			L8		F8		3	0	0	0	0	1	2							
<b>Inning Stats</b>	R: 0 E: 0 K: 3 S: 17	H: 2 LOB: 0 BB: 1 P: 29	R: 0 E: 0 K: 0 S: 8	H: 0 LOB: 0 BB: 1 P: 13	R: 0 E: 0 K: 3 S: 12	H: 0 LOB: 1 BB: 1 P: 21	R: 0 E: 0 K: 2 S: 12	H: 0 LOB: 0 BB: 0 P: 17	R: 0 E: 0 K: 2 S: 14	H: 1 LOB: 1 BB: 0 P: 16	R: 0 E: 0 K: 0 S: 4	H: 0 LOB: 0 BB: 0 P: 6	R: 0 E: 1 K: 1 S: 17	H: 0 LOB: 2 BB: 0 P: 22	R: 0 E: 0 K: 0 S: 4	H: 0 LOB: 0 BB: 0 P: 8	R: 0 E: 0 K: 0 S: 3	H: 0 LOB: 2 BB: 2 P: 11	R: 0 E: 0 K: 2 S: 7	H: 0 LOB: 0 BB: 0 P: 7	1B: 4 2B: 0 3B: 0 HR: 1	SF: 0 SAC: 0 DP: 0 HBP: 0	WP: 0 PB: 0 SB: 6 CS: 1	PA: 43	
<b>PITCHER</b>	IP ERA WLS BF H R ER SO BB IBB HBP BLK WP HR S P ERA WHIP	Randy Johnson, L ERA: 3.55 (1, 1)	Darren Holmes, R ERA: 4.7 (9, 1)	Greg Swindell, L ERA: 2.35 (10, 1)	Gregg Olson, R ERA: 5.14 (11, 1)	<b>PITCHER</b>																			

**Arizona Diamondbacks @ San Diego Padres**  
Qualcomm Stadium, San Diego, CA  
Sun Apr 25 1999, 4:05 PM EDT  
Att: 26,684 - Unknown - 63 F

livebaseballscores.com

AB 38  
R 3  
H 5  
RBI 3  
BB 5  
SO 13  
LOB 20





Batter	1	2	3	4	5	6	7	8	9	AB	R	H	RBI	BB	SO	LOB	TOP										
<b>Damian Jackson, R</b> OBP: 0.342, SLG: 0.364 (1, 4)	F8		2B			B2		K		5	1	1	0	0	2	3											
<b>Reggie Sanders, R</b> OBP: 0.408, SLG: 0.554 (1, 7)	F9		SF9			P6		HR	G5-3	5	2	2	3	0	0	0											
<b>Tony Gwynn, L</b> OBP: 0.470, SLG: 0.575 (1, 9)	BB		G4-3			1B		G3-1	F8	3	1	0	0	2	0	1											
<b>Wally Joyner, L</b> OBP: 0.373, SLG: 0.344 (1, 3)	BB		SF9			1B		2B	F9	2	1	1	1	2	0	0											
<b>Dave Magadan, L</b> OBP: 0.352, SLG: 0.340 (1, 5)	G3		G3			2B		K		4	0	1	0	0	1	3											
<b>Jim Levritz, R</b> OBP: 0.397, SLG: 0.510 <b>Greg Myers, L</b> OBP: 0.500, SLG: 0.583 (1, 2) (3, 2)			G3-6-3			1B		2B	F7	0	0	0	0	0	0	0											
<b>Ruben Rivera, R</b> OBP: 0.157, SLG: 0.255 (1, 8)			G3-6-3			1B		K	K	3	0	2	2	0	0	1											
<b>Chris Gomez, R</b> OBP: 0.298, SLG: 0.200 (1, 6)			BB			1B		K	K	3	0	1	0	1	2	0											
<b>Andy Ashby, R</b> <b>Donne Wall, R</b> <b>Eric Owens, R</b> <b>Brian Boehringer, S</b> (1, 1) (7, 1) (8, PH) (8, 1)			K			L3		HR	G5-3	2	1	0	0	1	1	3											
<b>Inning Stats</b>	R: 0 E: 0 K: 0 S: 14	H: 0 LOB: 2 BB: 2 P: 27	R: 0 E: 0 K: 1 S: 10	H: 0 LOB: 1 BB: 1 P: 18	R: 2 E: 0 K: 0 S: 12	H: 2 LOB: 0 BB: 0 P: 17	R: 0 E: 0 K: 2 S: 13	H: 2 LOB: 2 BB: 0 P: 19	R: 2 E: 0 K: 1 S: 9	H: 2 LOB: 1 BB: 2 P: 21	R: 2 E: 0 K: 1 S: 11	H: 1 LOB: 0 BB: 1 P: 21	R: 0 E: 0 K: 2 S: 11	H: 1 LOB: 1 BB: 0 P: 18	R: 0 E: 0 K: 2 S: 8	H: 0 LOB: 0 BB: 0 P: 13	R: 0 E: 0 K: 0 S: 4	H: 0 LOB: 0 BB: 0 P: 8	1B: 3 2B: 4 3B: 0 HR: 1	SF: 1 SAC: 0 DP: 1 HBP: 1	WP: 0 PB: 0 SB: 0 CS: 0	PA: 40					
<b>PITCHER</b>	IP	WLS	BF	H	R	ER	SO	BB	IBB	HBP	BLK	WP	HR	S	P	ERA	WHIP										
<b>Masato Yoshii, R</b> ERA: 7.52 (1, 1)	4.2	L	24	6	4	4	3	5	0	1	0	0	0	55	97	7.71	2.357										
<b>Josias Manzanillo, R</b> ERA: 5.25 (5, 1)	1.1		6	1	2	2	2	1	0	0	0	0	1	14	26	13.50	1.500										
<b>Rigo Beltran, L</b> ERA: 3.72 (7, 1)	3.0		10	1	0	0	4	0	0	0	0	0	0	23	39	0.00	0.333										

San Diego Padres @ New York Mets  
Shea Stadium, Flushing, NY  
Tue Apr 27 1999, 7:10 PM EDT  
Att: 25,113 - Unknown - 62 F

AB	32
R	6
H	8
RBI	6
BB	6
SO	9
LOB	15



Batter	1	2	3	4	5	6	7	8	9	AB	R	H	RBI	BB	SO	LOB	BOTTOM										
<b>Rickey Henderson, R</b> OBP: 0.496, SLG: 0.577 (1, 7)	G4-3		F8			1B		S	F7	3	0	1	0	2	0	0											
<b>Roger Cedeno, S</b> OBP: 0.375, SLG: 0.371 (1, 9)	S		G4-3			SH5-3		K		1	1	0	0	2	1	1											
<b>John Olerud, L</b> OBP: 0.506, SLG: 0.606 (1, 3)	G6-3		F8			1B		BB		3	0	2	1	1	0	2											
<b>31 Mike Piazza, R</b> OBP: 0.355, SLG: 0.567 (1, 2)	G6-3		G4-3			P4		F8		4	0	0	0	0	0	7											
<b>Robin Ventura, L</b> OBP: 0.313, SLG: 0.434 (1, 5)	G1-3		F8			K		L3		4	0	0	0	0	1	3											
<b>Edgardo Alfonzo, R</b> OBP: 0.376, SLG: 0.405 (1, 4)	G6-3		K			G6-3		F9		4	0	1	0	0	1	0											
<b>Brian McRae, S</b> OBP: 0.333, SLG: 0.288 (1, 8)	G6-3		HR			G3-1		K		4	1	1	1	0	1	1											
<b>Rey Ordonez, R</b> OBP: 0.277, SLG: 0.263 <b>Rigo Beltran, L</b> OBP: 0.188, SLG: 0.200 (1, 6) (7, 1) (9, PH)	P2		E6			G5-3		K		3	0	0	0	0	0	1											
<b>Masato Yoshii, R</b> <b>Josias Manzanillo, R</b> <b>Luis Lopez, S</b> (1, 1) (5, 1) (7, 6)	K		G1-3			K		K		2	0	0	0	0	1	2											
<b>Inning Stats</b>	R: 1 E: 0 K: 0 S: 17	H: 1 LOB: 1 BB: 1 P: 29	R: 0 E: 0 K: 1 S: 7	H: 1 LOB: 0 BB: 0 P: 12	R: 0 E: 0 K: 0 S: 9	H: 0 LOB: 1 BB: 2 P: 21	R: 1 E: 1 K: 1 S: 13	H: 1 LOB: 1 BB: 0 P: 20	R: 0 E: 0 K: 1 S: 14	H: 2 LOB: 2 BB: 0 P: 20	R: 0 E: 0 K: 2 S: 8	H: 0 LOB: 0 BB: 0 P: 11	R: 0 E: 0 K: 2 S: 10	H: 0 LOB: 2 BB: 2 P: 22	R: 0 E: 0 K: 1 S: 10	H: 0 LOB: 0 BB: 0 P: 16	R: 0 E: 0 K: 2 S: 8	H: 0 LOB: 0 BB: 0 P: 11	1B: 3 2B: 1 3B: 0 HR: 1	SF: 0 SAC: 1 DP: 1 HBP: 0	WP: 0 PB: 0 SB: 3 CS: 0	PA: 37					
<b>PITCHER</b>	IP	WLS	BF	H	R	ER	SO	BB	IBB	HBP	BLK	WP	HR	S	P	ERA	WHIP										
<b>Andy Ashby, R</b> ERA: 2.61 (1, 1)	6.0	W	26	5	2	2	3	3	0	0	0	0	0	10	22	0.00	2.000										
<b>Donne Wall, R</b> ERA: 3.6 (7, 1)	1.0		5	0	0	0	2	2	0	0	0	0	0	10	22	0.00	2.000										
<b>Brian Boehringer, R</b> ERA: 3.45 (8, 1)	2.0		6	0	0	0	3	0	0	0	0	0	0	18	27	0.00	0.000										

San Diego Padres @ New York Mets  
Shea Stadium, Flushing, NY  
Tue Apr 27 1999, 7:10 PM EDT  
Att: 25,113 - Unknown - 62 F

AB	31
R	2
H	5
RBI	2
BB	5
SO	8
LOB	17





Batter	1	2	3	4	5	6	7	8	9	AB	R	H	RBI	BB	SO	LOB	TOP			
Quijivo Veras, S OBP: 0.289, SLG: 0.292	G3-1		G5-3					F8		4	1	1	0	1	0	0				
Reggie Sanders, R OBP: 0.387, SLG: 0.517	P3		K			L3		K		4	0	0	0	0	2	2				
Tony Gwynn, L OBP: 0.483, SLG: 0.592	2B BB		G4-3			1B		2B		3	2	2	1	1	0	0				
Phil Nevin, R OBP: 0.400, SLG: 0.842	1-H 2B		F7			F7		2B		4	0	2	2	0	0	1				
Wally Joyner, L OBP: 0.392, SLG: 0.339	G4-3		G4-6-3 BB			G6-3 1B BB		IBB		1	0	0	0	3	0	1				
Dave Magadan, L OBP: 0.345, SLG: 0.333			K			G4-6-3 1B		P4		4	0	1	0	0	1	3				
Ruben Rivera, R OBP: 0.164, SLG: 0.241			G4-3 BB			K		K		3	0	0	0	1	2	4				
Damian Jackson, R OBP: 0.310, SLG: 0.324			G4-3			P3		K		4	0	0	0	0	2	3				
Sterling Hitchcock, L Eric Owens, R Carlos Reyes, S Ed Vosberg, L Dan Miceli, R John Vander Wal, L Trevor Hoffman, R			K			K		G4-3		2	0	0	0	0	2	1				
<b>Inning Stats</b>	R: 1 E: 0 K: 0 S: 12	H: 1 LOB: 1 BB: 1 P: 23	R: 0 E: 0 K: 2 S: 13	H: 0 LOB: 1 BB: 1 P: 22	R: 0 E: 0 K: 1 S: 6	H: 0 LOB: 0 BB: 0 P: 8	R: 0 E: 0 K: 0 S: 4	H: 0 LOB: 0 BB: 1 P: 12	R: 0 E: 0 K: 2 S: 9	H: 2 LOB: 1 BB: 0 P: 15	R: 0 E: 0 K: 1 S: 12	H: 1 LOB: 2 BB: 1 P: 17	R: 2 E: 0 K: 2 S: 13	H: 2 LOB: 2 BB: 2 P: 26	R: 0 E: 0 K: 1 S: 8	H: 0 LOB: 0 BB: 0 P: 13	1B: 3 2B: 4 3B: 0 HR: 0	SF: 0 SAC: 0 DP: 2 HBP: 0	WP: 0 PB: 0 SB: 1 CS: 0	PA: 37
<b>PITCHER</b>	IP WLS BF H R ER SO BB IBB HBP BLK WP HR S P ERA WHIP																			
Al Leiter, L ERA: 4.09	7.0		27	4	1	1	6	4	0	0	0	0	0	0	64	115	1.29	1.143		
Armando Benitez, R ERA: 1.59	1.0	B	7	2	2	2	2	1	1	0	0	0	0	0	13	26	18.00	3.000		
Turk Wendell, R ERA: 1.5	1.0	W	3	0	0	0	1	0	0	0	0	0	0	0	8	13	0.00	0.000		

San Diego Padres @ New York Mets  
Shea Stadium, Flushing, NY  
Wed Apr 28 1999, 7:10 PM EDT  
Att: 22,581 - Unknown - 59 F

AB 31  
R 3  
H 6  
RBI 3  
BB 6  
SO 9  
LOB 17



Batter	1	2	3	4	5	6	7	8	9	AB	R	H	RBI	BB	SO	LOB	BOTTOM			
Rickey Henderson, R OBP: 0.480, SLG: 0.554	F9		K			P3		BB		4	0	1	0	1	1	4				
Jermaine Allensworth, R Brian McRae, S	K		F7			1B		K		3	0	0	0	1	2	1				
John Olerud, L OBP: 0.511, SLG: 0.648	HR					F7		G4-3		5	2	3	1	0	0	2				
31 Mike Piazza, R OBP: 0.333, SLG: 0.600	G5-3					FC5-4 WP 2B		E6		5	2	1	2	0	0	3				
Robin Ventura, L OBP: 0.322, SLG: 0.443			K			2B BB		F9		3	0	1	0	1	1	0				
Edgardo Alfonzo, R OBP: 0.381, SLG: 0.422	F9					2B		G6-3		4	0	2	1	0	0	2				
Mike Kinkade, R Roger Cedeno, S	G4-3					G5-4-3 BB		P6		2	0	1	0	1	0	0				
Rey Ordenez, R Matt Franco, L Todd Pratt, R Turk Wendell, L			G6-3			G5-4-3		BB		2	0	0	0	1	0	3				
Al Leiter, L Armando Benitez, R Luis Lopez, S						K		F7		3	0	1	0	0	2	3				
<b>Inning Stats</b>	R: 1 E: 0 K: 1 S: 10	H: 1 LOB: 0 BB: 0 P: 18	R: 0 E: 0 K: 1 S: 9	H: 0 LOB: 0 BB: 0 P: 13	R: 0 E: 0 K: 1 S: 10	H: 1 LOB: 1 BB: 0 P: 13	R: 1 E: 0 K: 0 S: 9	H: 2 LOB: 2 BB: 2 P: 21	R: 0 E: 0 K: 1 S: 8	H: 1 LOB: 3 BB: 1 P: 16	R: 0 E: 1 K: 1 S: 12	H: 1 LOB: 2 BB: 0 P: 20	R: 0 E: 0 K: 1 S: 12	H: 1 LOB: 2 BB: 1 P: 19	R: 2 E: 0 K: 0 S: 3	H: 2 LOB: 0 BB: 0 P: 4	1B: 7 2B: 2 3B: 0 HR: 2	SF: 0 SAC: 0 DP: 1 HBP: 0	WP: 1 PB: 0 SB: 1 CS: 0	PA: 40
<b>PITCHER</b>	IP WLS BF H R ER SO BB IBB HBP BLK WP HR S P ERA WHIP																			
Sterling Hitchcock, L ERA: 5.81	6.0		28	7	2	2	5	4	0	0	0	0	0	0	17	25	0.00	0.750		
Carlos Reyes, R ERA: 3.48	1.1		6	1	0	0	1	0	0	0	0	0	0	0	4	6	0.00	3.000		
Ed Vosberg, L ERA: 4.5	0.1	H	2	1	0	0	0	0	0	0	0	0	0	0	3	8	0.00	3.000		
Trevor Hoffman, R ERA: 3.0	0.0	L	2	2	2	2	0	0	0	0	0	0	0	1	3	4	*	*		

San Diego Padres @ New York Mets  
Shea Stadium, Flushing, NY  
Wed Apr 28 1999, 7:10 PM EDT  
Att: 22,581 - Unknown - 59 F

AB 35  
R 4  
H 11  
RBI 4  
BB 5  
SO 7  
LOB 21





Batter	1	2	3	4	5	6	7	8	9	AB	R	H	RBI	BB	SO	LOB	TOP								
Quilvio Veras, S OBP: 0.296, SLG: 0.279	G6-3	1B				L7			G3	3	1	0	0	2	0	1									
Eric Owens, R OBP: 0.273, SLG: 0.258	1B	1B					K		G6-3	5	1	2	2	0	1	2									
Tony Gwynn, L OBP: 0.489, SLG: 0.605	G4-3	1B					F9		G4-3	5	1	3	1	0	0	0									
Wally Joyner, L OBP: 0.373, SLG: 0.318	G4-3				F8				G3-1	4	0	0	1	0	0	2									
John Vander Wal, L OBP: 0.396, SLG: 0.487	F7				G4-3				F8	4	0	1	1	0	0	1									
Dave Magadan, L OBP: 0.355, SLG: 0.333										3	1	1	0	1	0	1									
Ruben Rivera, R OBP: 0.164, SLG: 0.241		1B			G3				G4-6-3	0	0	0	0	0	0	0									
Greg Myers, L OBP: 0.471, SLG: 0.536										4	0	1	0	0	1	1									
Chris Gomez, R OBP: 0.311, SLG: 0.241										4	0	2	0	0	0	3									
Woody Williams, R OBP: 0.206, SLG: 0.119										2	1	1	0	0	1	1									
Damian Jackson, R OBP: 0.302, SLG: 0.316										1	0	0	0	0	0	0									
Brian Boehringer, S OBP: 0.302, SLG: 0.316										0	0	0	0	0	0	0									
Roberto Rivera, L OBP: 0.302, SLG: 0.316										0	0	0	0	0	0	0									
Donne Wall, R OBP: 0.302, SLG: 0.316										0	0	0	0	0	0	0									
Phil Nevin, R OBP: 0.302, SLG: 0.316										1	0	0	0	0	0	2									
Dan Miceli, R OBP: 0.302, SLG: 0.316										0	0	0	0	0	0	0									
<b>Inning Stats</b>	R: 1 E: 0 K: 0 S: 12	H: 2 LOB: 1 BB: 0 P: 18	R: 3 E: 0 K: 0 S: 16	H: 4 LOB: 2 BB: 1 P: 27	R: 0 E: 0 K: 0 S: 6	H: 0 LOB: 0 BB: 0 P: 8	R: 0 E: 1 K: 1 S: 8	H: 1 LOB: 2 BB: 1 P: 13	R: 1 E: 0 K: 0 S: 6	H: 2 LOB: 0 BB: 0 P: 13	R: 0 E: 0 K: 2 S: 11	H: 1 LOB: 0 BB: 0 P: 19	R: 0 E: 0 K: 1 S: 8	H: 0 LOB: 0 BB: 0 P: 12	R: 0 E: 0 K: 0 S: 8	H: 1 LOB: 2 BB: 0 P: 13	R: 0 E: 0 K: 0 S: 5	H: 0 LOB: 0 BB: 0 P: 9	1B: 9 2B: 2 3B: 0 HR: 0	SF: 0 SAC: 0 DP: 1 HBP: 0	WP: 0 PB: 0 SB: 0 CS: 0	PA: 39			
<b>PITCHER</b>	IP	WLS	BF	H	R	ER	SO	BB	IBB	HBP	BLK	WP	HR	S	P	ERA	WHIP								
Bobby Jones, R ERA: 3.09	5.0		24	9	5	5	1	2	0	0	0	0	0	48	79	9.00	2.200								
Dennis Cook, L ERA: 1.23	1.0	W	4	1	0	0	2	0	0	0	0	0	0	11	19	0.00	1.000								
Turk Wendell, R ERA: 1.38	1.0	H	3	0	0	0	1	0	0	0	0	0	0	8	12	0.00	0.000								
Armando Benitez, R ERA: 1.54	1.0	H	5	1	0	0	0	1	0	0	0	0	0	8	13	0.00	2.000								
John Franco, L ERA: 0.99	1.0	S	3	0	0	0	0	0	0	0	0	0	0	5	9	0.00	0.000								

San Diego Padres @ New York Mets  
Shea Stadium, Flushing, NY  
Thu Apr 29 1999, 1:40 PM EDT  
Att: 18,442 - Sunny - 64 F

AB 36  
R 5  
H 11  
RBI 5  
BB 3  
SO 4  
LOB 15



Batter	1	2	3	4	5	6	7	8	9	AB	R	H	RBI	BB	SO	LOB	BOTTOM								
Rickey Henderson, R OBP: 0.468, SLG: 0.525	P4									3	0	0	0	1	0	1									
Turk Wendell, L OBP: 0.468, SLG: 0.525										0	0	0	0	0	0	0									
Armando Benitez, R OBP: 0.468, SLG: 0.525										0	0	0	0	0	0	0									
Luis Lopez, S OBP: 0.375, SLG: 0.409										1	0	0	0	0	0	1									
John Franco, L ERA: 0.99										0	0	0	0	0	0	0									
Edgardo Alfonzo, R OBP: 0.382, SLG: 0.407	F8									3	1	0	0	2	0	1									
John Olerud, L OBP: 0.510, SLG: 0.676	F8									3	1	1	2	1	0	0									
31 Mike Piazza, R OBP: 0.350, SLG: 0.568										2	1	0	0	2	0	2									
Brian McRae, S OBP: 0.325, SLG: 0.270										3	1	0	0	1	0	3									
Matt Franco, L OBP: 0.211, SLG: 0.176										2	1	0	0	1	0	2									
Mike Kinkade, R OBP: 0.308, SLG: 0.560										1	1	1	1	0	0	0									
Roger Cedeno, S OBP: 0.378, SLG: 0.359										3	2	1	0	1	0	2									
Rey Ordenez, R OBP: 0.296, SLG: 0.290										3	0	2	3	0	0	0									
Bobby Jones, R OBP: 0.300, SLG: 0.600										1	0	0	0	0	0	1									
Jermaine Allensworth, R OBP: 0.253, SLG: 0.083										0	0	0	0	1	0	0									
Dennis Cook, L ERA: 4.5										0	0	0	0	0	0	0									
Roberto Rivera, L ERA: 4.5										0	0	0	0	0	0	0									
Donne Wall, R ERA: 2.84										1	0	0	0	0	0	0									
Dan Miceli, R ERA: 5.75										0	0	0	0	0	0	0									
<b>Inning Stats</b>	R: 0 E: 0 K: 0 S: 12	H: 0 LOB: 0 BB: 0 P: 16	R: 2 E: 1 K: 0 S: 10	H: 1 LOB: 1 BB: 2 P: 22	R: 0 E: 0 K: 0 S: 7	H: 0 LOB: 2 BB: 2 P: 18	R: 0 E: 0 K: 0 S: 11	H: 0 LOB: 0 BB: 0 P: 16	R: 2 E: 0 K: 0 S: 10	H: 1 LOB: 1 BB: 2 P: 22	R: 2 E: 0 K: 0 S: 10	H: 1 LOB: 3 BB: 3 P: 29	R: 0 E: 0 K: 0 S: 9	H: 0 LOB: 1 BB: 1 P: 16	R: 2 E: 0 K: 0 S: 12	H: 3 LOB: 1 BB: 0 P: 19	1B: 3 2B: 1 3B: 0 HR: 2	SF: 1 SAC: 1 DP: 1 HBP: 0	WP: 0 PB: 0 SB: 2 CS: 0	PA: 39					
<b>PITCHER</b>	IP	WLS	BF	H	R	ER	SO	BB	IBB	HBP	BLK	WP	HR	S	P	ERA	WHIP								
Woody Williams, R ERA: 3.48	0.1	L	4	1	2	2	0	2	0	0	0	0	0	8	22	54.00	9.000								
Brian Boehringer, R ERA: 4.5	0.1		2	0	0	0	0	1	0	0	0	0	0	2	6	0.00	3.000								
Roberto Rivera, L ERA: 4.5	1.1		4	0	0	0	0	1	0	0	0	0	0	9	17	0.00	0.750								
Donne Wall, R ERA: 2.84	1.0		6	3	2	2	0	0	0	0	0	0	1	12	19	18.00	3.000								

San Diego Padres @ New York Mets  
Shea Stadium, Flushing, NY  
Thu Apr 29 1999, 1:40 PM EDT  
Att: 18,442 - Sunny - 64 F

AB 26  
R 8  
H 6  
RBI 8  
BB 10  
SO 0  
LOB 13









Batter	1	2	3	4	5	6	7	8	9	AB	R	H	RBI	BB	SO	LOB	TOP					
Damian Jackson, R (1,4) OBP: 0.292, SLG: 0.326	P2			G5-3		K		G5-3		4	0	0	0	0	1	0						
Dave Magadan, L (1,5) OBP: 0.348, SLG: 0.306	P6			G6-3						2	1	0	0	1	0	0						
Jim Leyritz, R (9, PH) OBP: 0.359, SLG: 0.481										0	0	0	0	1	0	0						
Quiulvio Veras, S (9, PR) OBP: 0.291, SLG: 0.274										0	0	0	0	0	0	0						
Tony Gwynn, L (1,9) OBP: 0.475, SLG: 0.573	F8			G3						4	0	1	0	0	0	1						
Wally Joyner, L (1,3) OBP: 0.368, SLG: 0.314										4	0	1	0	0	1	1						
John Vander Wal, L (1,7) OBP: 0.367, SLG: 0.442	K									3	0	0	0	1	1	4						
Greg Myers, L (1,2) OBP: 0.447, SLG: 0.500										3	0	1	1	0	0	2						
Ed Vosberg, L (7,1)										0	0	0	0	0	0	0						
Brian Boehringer, S (8,1)										0	0	0	0	0	0	0						
Ruben Rivera, R (1,8) OBP: 0.161, SLG: 0.279										3	0	0	0	0	0	4						
Chris Gomez, R (1,6) OBP: 0.309, SLG: 0.246										3	0	0	0	0	1	0						
Matt Clement, R (1,1) OBP: 0.167, SLG: 0.167										1	0	0	0	0	1	0						
Roberto Rivera, L (5,1)										0	0	0	0	0	0	0						
Eric Owens, R (6, PH) OBP: 0.308, SLG: 0.324										1	0	0	0	0	0	0						
Donne Wall, R (6,1)										0	0	0	0	0	0	0						
Phil Nevin, R (7,2) OBP: 0.333, SLG: 0.800										1	0	0	0	0	1	0						
<b>Inning Stats</b>	R: 0 E: 0 K: 0 S: 9	H: 0 LOB: 0 BB: 0 P: 14	R: 0 E: 0 K: 1 S: 7	H: 0 LOB: 0 BB: 0 P: 10	R: 0 E: 0 K: 1 S: 7	H: 0 LOB: 0 BB: 0 P: 8	R: 0 E: 0 K: 0 S: 7	H: 0 LOB: 0 BB: 0 P: 11	R: 0 E: 0 K: 1 S: 11	H: 1 LOB: 1 BB: 1 P: 11	R: 0 E: 0 K: 1 S: 11	H: 0 LOB: 0 BB: 0 P: 16	R: 1 E: 0 K: 0 S: 12	H: 2 LOB: 2 BB: 1 P: 18	R: 0 E: 0 K: 2 S: 8	H: 0 LOB: 0 BB: 0 P: 11	R: 0 E: 0 K: 0 S: 8	H: 0 LOB: 1 BB: 1 P: 12	1B: 3 2B: 0 3B: 0 HR: 0	SF: 0 SAC: 0 DP: 1 HBP: 0	WP: 0 PB: 0 SB: 0 CS: 0	PA: 32
<b>PITCHER</b>	IP	WLS	BF	H	R	ER	SO	BB	IBB	HBP	BLK	WP	HR	S	P	ERA	WHIP					
Kevin Tapani, R (1,1) ERA: 2.81	7.0	W	25	3	1	1	4	2	0	0	0	0	0	60	88	1.29	0.714					
Rodney Myers, R (8,1) ERA: 8.45	1.0	H	3	0	0	0	2	0	0	0	0	0	0	8	11	0.00	0.000					
Felix Heredia, L (9,1) ERA: 1.64	1.0	S	4	0	0	0	0	1	0	0	0	0	0	8	12	0.00	1.000					

San Diego Padres @ Chicago Cubs  
Wrigley Field, Chicago, IL  
Sat May 01 1999, 1:20 PM CDT  
Att: 38,956 - Sunny - 68 F

AB 29  
R 1  
H 3  
RBI 1  
BB 3  
SO 6  
LOB 12



Batter	1	2	3	4	5	6	7	8	9	AB	R	H	RBI	BB	SO	LOB	BOTTOM				
Lance Johnson, L (1,8) OBP: 0.379, SLG: 0.366	G3-1									2	0	1	0	2	0	0					
Mickey Morandini, L (1,4) OBP: 0.346, SLG: 0.397	G4-3									4	0	1	0	0	0	3					
Sammy Sosa, R (1,9) OBP: 0.316, SLG: 0.458	G5-3									4	0	0	0	0	2	4					
Mark Grace, L (1,3) OBP: 0.457, SLG: 0.480										3	1	2	0	1	0	2					
Henry Rodriguez, L (1,7) OBP: 0.463, SLG: 0.528										2	1	1	0	1	0	0					
Rodney Myers, R (8,1) OBP: 1.000, SLG: 1.000										0	0	0	0	0	0	0					
Manny Alexander, R (8, PH) OBP: 0.381, SLG: 0.444										0	0	0	0	0	0	0					
Felix Heredia, L (9,1)										0	0	0	0	0	0	0					
José Hernández, R (1,6) OBP: 0.329, SLG: 0.361										4	0	1	1	0	2	3					
Benito Santiago, R (1,2) OBP: 0.291, SLG: 0.391										4	0	0	0	0	2	4					
Gary Gaetti, R (1,5) OBP: 0.206, SLG: 0.241										3	0	0	0	0	1	1					
Kevin Tapani, R (1,1)										2	0	0	0	0	1	0					
Tyler Houston, L (7, PH) ERA: 9.75										1	0	1	0	0	0	0					
Jeff Blauser, R (7, PR) OBP: 0.357, SLG: 0.250										0	0	0	0	0	0	0					
Curtis Goodwin, L (8,7) OBP: 0.333, SLG: 0.444										0	0	0	0	0	0	0					
<b>Inning Stats</b>	R: 0 E: 0 K: 0 S: 5	H: 0 LOB: 0 BB: 0 P: 8	R: 0 E: 0 K: 0 S: 9	H: 0 LOB: 1 BB: 2 P: 17	R: 0 E: 0 K: 1 S: 10	H: 0 LOB: 1 BB: 1 P: 21	R: 2 E: 0 K: 1 S: 17	H: 3 LOB: 1 BB: 0 P: 26	R: 0 E: 0 K: 2 S: 13	H: 2 LOB: 2 BB: 0 P: 22	R: 0 E: 0 K: 1 S: 6	H: 0 LOB: 0 BB: 0 P: 9	R: 0 E: 0 K: 1 S: 7	H: 1 LOB: 2 BB: 1 P: 13	R: 0 E: 0 K: 2 S: 12	H: 1 LOB: 1 BB: 0 P: 13	1B: 6 2B: 1 3B: 0 HR: 0	SF: 0 SAC: 1 DP: 1 HBP: 0	WP: 0 PB: 0 SB: 2 CS: 0	PA: 34	
<b>PITCHER</b>	IP	WLS	BF	H	R	ER	SO	BB	IBB	HBP	BLK	WP	HR	S	P	ERA	WHIP				
Matt Clement, R (1,1) ERA: 9.75	4.2	L	21	5	2	1	4	3	0	0	0	0	0	52	90	1.93	1.714				
Roberto Rivera, L (5,1) ERA:	0.1		1	0	0	0	0	0	0	0	0	0	0	2	4	0.00	0.000				
Donne Wall, R (6,1) ERA: 2.25	1.1	6	1	0	0	1	1	0	0	0	0	0	0	9	17	0.00	1.500				
Ed Vosberg, L (7,1) ERA:	1.0	4	1	0	0	1	1	0	0	0	0	0	0	10	12	0.00	1.000				
Brian Boehringer, R (8,1) ERA: 4.32	0.2	2	0	0	0	0	2	0	0	0	0	0	0	6	6	0.00	0.000				

San Diego Padres @ Chicago Cubs  
Wrigley Field, Chicago, IL  
Sat May 01 1999, 1:20 PM CDT  
Att: 38,956 - Sunny - 68 F

AB 29  
R 2  
H 7  
RBI 1  
BB 4  
SO 8  
LOB 17





Batter	1	2	3	4	5	6	7	8	9	AB	R	H	RBI	BB	SO	LOB	TOP										
<b>Damian Jackson, R</b> OBP: 0.283, SLG: 0.298 (1, 4)	P2		K			FC3-6 BB		F7	F7	4	0	0	0	1	1	0											
<b>Eric Owens, R</b> OBP: 0.279, SLG: 0.293 (1, 8) (8, 7)	K			F7		B3		G5-3		4	0	0	0	0	1	1											
<b>Tony Gwynn, L</b> OBP: 0.467, SLG: 0.570 (1, 9)	K			G1-3		FC3-6 1-2f		WP 1B	2B	4	1	1	0	0	1	1											
<b>Wally Joyner, L</b> OBP: 0.385, SLG: 0.333 (1, 3)		G5-3 BB		1B 2B		L4		1B 2B	1B BB	2	1	1	0	2	0	1											
<b>John Vander Wal, L</b> OBP: 0.377, SLG: 0.447 <b>Ruben Rivera, R</b> OBP: 0.161, SLG: 0.279 (1, 7) (8, 8)	K			1B		L9		1B	1B	4	0	2	1	0	1	1											
<b>Greg Myers, L</b> OBP: 0.429, SLG: 0.472 (1, 2)	G5-3			G4-3		L7		1B	1B	4	0	1	1	0	0	3											
<b>Phil Nevin, R</b> OBP: 0.323, SLG: 0.714 (1, 5)	G5-3			G6-3		E BB		P5		3	0	0	0	1	0	3											
<b>Chris Gomez, R</b> OBP: 0.306, SLG: 0.246 (1, 6)			G6-3		G5-6-3 1B	E6		G5-3		4	0	1	0	0	0	1											
<b>Andy Ashby, R</b> <b>Dave Magadan, L</b> OBP: 0.343, SLG: 0.302 <b>Roberto Rivera, L</b> (7, PH) <b>Brian Boehringer, S</b> (8, 1) <b>Jim Levitz, R</b> OBP: 0.354, SLG: 0.473 (9, PH)	K			G5-6-3 1-2f		F7		G6-3		2	0	0	0	0	1	1											
<b>Inning Stats</b>	R: 0 E: 0 K: 2 S: 10	H: 0 LOB: 0 BB: 0 P: 13	R: 0 E: 0 K: 1 S: 8	H: 0 LOB: 1 BB: 1 P: 13	R: 0 E: 0 K: 2 S: 8	H: 0 LOB: 0 BB: 0 P: 10	R: 0 E: 0 K: 0 S: 16	H: 2 LOB: 2 BB: 0 P: 22	R: 0 E: 0 K: 0 S: 4	H: 1 LOB: 0 BB: 0 P: 6	R: 0 E: 0 K: 0 S: 7	H: 0 LOB: 1 BB: 1 P: 13	R: 0 E: 1 K: 0 S: 13	H: 0 LOB: 2 BB: 1 P: 24	R: 2 E: 0 K: 0 S: 15	H: 3 LOB: 2 BB: 1 P: 23	R: 0 E: 0 K: 0 S: 5	H: 0 LOB: 0 BB: 0 P: 8	1B: 4 2B: 2 3B: 0 HR: 0	SF: 0 SAC: 0 DP: 1 HBP: 0	WP: 1 PB: 0 SB: 0 CS: 0	PA: 37					
<b>PITCHER</b>	IP	WLS	BF	H	R	ER	SO	BB	IBB	HBP	BLK	WP	HR	S	P	ERA	WHIP										
<b>Scott Sanders, R</b> ERA: 4.55 <b>Felix Heredia, L</b> ERA: 3.27 <b>Rodney Myers, R</b> ERA: 6.23 <b>Rod Beck, R</b> ERA: 7.84	7.2		29	3	0	0	5	3	0	0	0	0	0	71	109	0.00	0.783										
	0.0	B	4	3	2	2	0	1	0	0	0	1	0	8	13	∞	∞										
	0.1	W	1	0	0	0	0	0	0	0	0	0	0	2	2	0.00	0.000										
	1.0	S	3	0	0	0	0	0	0	0	0	0	0	5	8	0.00	0.000										

San Diego Padres @ Chicago Cubs  
Wrigley Field, Chicago, IL  
Sun May 02 1999, 1:20 PM CDT  
Att: 38,486 - Sunny - 60 F

AB	33
R	2
H	6
RBI	2
BB	4
SO	5
LOB	14



Batter	1	2	3	4	5	6	7	8	9	AB	R	H	RBI	BB	SO	LOB	BOTTOM										
<b>Lance Johnson, L</b> OBP: 0.380, SLG: 0.368 (1, 8)	S SH1-3 1B	1-2 1B			G3		G1-3	FC6-4 1-2f		5	1	2	0	0	0	4											
<b>Mickey Morandini, L</b> OBP: 0.333, SLG: 0.382 (1, 4)	SH1-3 1-2	G4-3			G3		G4-3			3	0	0	0	0	0	3											
<b>Sammy Sosa, R</b> OBP: 0.333, SLG: 0.471 (1, 9)	FC5 2H 1B		CS 1B		G4-3			2B 1B	1B	4	1	3	1	0	0	0											
<b>Mark Grace, L</b> OBP: 0.458, SLG: 0.506 (1, 3)	F7		L3 1-2			G5-3 2B		1B 2B		4	1	2	0	0	0	2											
<b>Henry Rodriguez, L</b> OBP: 0.444, SLG: 0.500 <b>Curtis Goodwin, L</b> OBP: 0.333, SLG: 0.444 (1, 7) (9, 7)			F7			G5-3		G3		4	0	1	0	0	0	3											
<b>José Hernández, R</b> OBP: 0.326, SLG: 0.347 (1, 6)	FC5 2-3f			K		G5-3 2-3		1B IBB		3	0	0	0	1	1	3											
<b>Gary Gaetti, R</b> OBP: 0.224, SLG: 0.258 (1, 5)		G5-3			WP 1B	K		1-3 2H 3H 1B		4	0	2	2	0	1	1											
<b>Sandy Martínez, L</b> OBP: 0.286, SLG: 0.286 <b>Benito Santiago, R</b> OBP: 0.294, SLG: 0.380 (7, PH) (8, 2)		1B 1B			K		G6-3	P6		2	0	1	0	0	1	1											
<b>Scott Sanders, R</b> OBP: 0.200, SLG: 0.300 <b>Felix Heredia, L</b> (8, 1) <b>Rodney Myers, R</b> OBP: 1.000, SLG: 1.000 <b>Tyler Houston, L</b> OBP: 0.379, SLG: 0.556 <b>Rod Beck, R</b> (9, 1)		K			K		2B	FC6-4 BB		3	0	1	0	0	2	2											
<b>Inning Stats</b>	R: 1 E: 0 K: 0 S: 13	H: 3 LOB: 2 BB: 0 P: 19	R: 0 E: 0 K: 1 S: 12	H: 2 LOB: 0 BB: 0 P: 15	R: 0 E: 0 K: 0 S: 11	H: 1 LOB: 0 BB: 0 P: 17	R: 0 E: 0 K: 3 S: 14	H: 1 LOB: 1 BB: 0 P: 18	R: 0 E: 0 K: 0 S: 5	H: 0 LOB: 0 BB: 0 P: 7	R: 0 E: 0 K: 1 S: 8	H: 1 LOB: 1 BB: 0 P: 10	R: 0 E: 0 K: 0 S: 7	H: 1 LOB: 1 BB: 0 P: 9	R: 2 E: 0 K: 0 S: 17	H: 3 LOB: 3 BB: 2 P: 29	R: 0 E: 0 K: 0 S: 1	H: 0 LOB: 0 BB: 0 P: 8	1B: 9 2B: 3 3B: 0 HR: 0	SF: 0 SAC: 1 DP: 0 HBP: 0	WP: 1 PB: 0 SB: 1 CS: 1	PA: 37					
<b>PITCHER</b>	IP	WLS	BF	H	R	ER	SO	BB	IBB	HBP	BLK	WP	HR	S	P	ERA	WHIP										
<b>Andy Ashby, R</b> ERA: 2.43 <b>Roberto Rivera, L</b> ERA: 3.0 <b>Brian Boehringer, R</b> ERA: 4.15	6.0		25	8	1	1	5	0	0	0	0	0	0	63	86	1.50	1.333										
	1.1	L	7	3	2	2	0	0	0	0	0	0	0	11	14	13.50	2.250										
	0.2	B	5	1	0	0	0	1	1	0	0	0	0	13	24	0.00	3.000										

San Diego Padres @ Chicago Cubs  
Wrigley Field, Chicago, IL  
Sun May 02 1999, 1:20 PM CDT  
Att: 38,486 - Sunny - 60 F

AB	34
R	3
H	12
RBI	3
BB	2
SO	5
LOB	21





Batter	1	2	3	4	5	6	7	8	9	AB	R	H	RBI	BB	SO	LOB	TOP							
<b>Quilvio Veras, S</b> (1, 4) <small>OBP: 0.293, SLG: 0.260</small>										4	1	0	0	2	1	2	<b>San Diego Padres @ Philadelphia Phillies</b> Veterans Stadium, Philadelphia, PA Mon May 03 1999, 7:05 PM EDT Att: 11,032 - Cloudy - 60 F							
<b>Reggie Sanders, R</b> (1, 7) <small>OBP: 0.407, SLG: 0.538</small>										5	1	3	0	1	1	0								
<b>Tony Gwynn, L</b> (1, 9) <small>OBP: 0.464, SLG: 0.557</small> <b>Eric Owens, R</b> (8, PR) <small>OBP: 0.279, SLG: 0.293</small> (8, 9)										4	1	1	0	1	0	6								
<b>Wally Joyner, L</b> (1, 3) <small>OBP: 0.396, SLG: 0.368</small>										4	1	2	3	1	0	4								
<b>Dave Magadan, L</b> (1, 5) <small>OBP: 0.351, SLG: 0.313</small> <b>Phil Nevin, R</b> (8, PH) <small>OBP: 0.344, SLG: 0.714</small> (8, 5)										4	0	2	1	0	0	3								
<b>Jim Levritz, R</b> (1, 2) <small>OBP: 0.348, SLG: 0.475</small> <b>Donne Wall, R</b> (7, 1) <b>Carlos Reyes, S</b> (9, 1)										4	1	1	0	0	1	3								
<b>Ruben Rivera, R</b> (1, 8) <small>OBP: 0.194, SLG: 0.364</small>										5	1	3	3	0	1	1								
<b>Damian Jackson, R</b> (1, 6) <small>OBP: 0.293, SLG: 0.373</small>										4	1	2	2	0	1	3								
<b>Sterling Hitchcock, L</b> (1, 1) <small>OBP: 0.222, SLG: 0.125</small> <b>Greg Myers, L</b> (7, 2) <small>OBP: 0.469, SLG: 0.447</small>										1	0	0	0	1	0	1								
<b>Inning Stats</b>	R: 1 E: 0 K: 3 S: 14	H: 3 LOB: 2 BB: 0 P: 21	R: 1 E: 0 K: 0 S: 14	H: 2 LOB: 3 BB: 2 P: 28	R: 0 E: 0 K: 1 S: 11	H: 1 LOB: 1 BB: 0 P: 13	R: 0 E: 0 K: 0 S: 9	H: 1 LOB: 1 BB: 2 P: 19	R: 1 E: 0 K: 0 S: 8	H: 2 LOB: 1 BB: 0 P: 14	R: 0 E: 0 K: 0 S: 7	H: 0 LOB: 0 BB: 0 P: 12	R: 0 E: 0 K: 0 S: 6	H: 0 LOB: 0 BB: 0 P: 9	R: 6 E: 0 K: 3 S: 22	H: 4 LOB: 2 BB: 3 P: 44		R: 0 E: 0 K: 0 S: 4	H: 0 LOB: 0 BB: 0 P: 7	1B: 8 2B: 4 3B: 1 HR: 2	SF: 1 SAC: 1 DP: 1 HBP: 0	WP: 1 PB: 0 CS: 3 SB: 0	PA: 47	
<b>PITCHER</b>	IP WLS BF H R ER SO BB IBB HBP BLK WP HR S P ERA WHIP	IP WLS BF H R ER SO BB IBB HBP BLK WP HR S P ERA WHIP	IP WLS BF H R ER SO BB IBB HBP BLK WP HR S P ERA WHIP	IP WLS BF H R ER SO BB IBB HBP BLK WP HR S P ERA WHIP	IP WLS BF H R ER SO BB IBB HBP BLK WP HR S P ERA WHIP	IP WLS BF H R ER SO BB IBB HBP BLK WP HR S P ERA WHIP	IP WLS BF H R ER SO BB IBB HBP BLK WP HR S P ERA WHIP	IP WLS BF H R ER SO BB IBB HBP BLK WP HR S P ERA WHIP	IP WLS BF H R ER SO BB IBB HBP BLK WP HR S P ERA WHIP	IP WLS BF H R ER SO BB IBB HBP BLK WP HR S P ERA WHIP	IP WLS BF H R ER SO BB IBB HBP BLK WP HR S P ERA WHIP	IP WLS BF H R ER SO BB IBB HBP BLK WP HR S P ERA WHIP	IP WLS BF H R ER SO BB IBB HBP BLK WP HR S P ERA WHIP	IP WLS BF H R ER SO BB IBB HBP BLK WP HR S P ERA WHIP	IP WLS BF H R ER SO BB IBB HBP BLK WP HR S P ERA WHIP	IP WLS BF H R ER SO BB IBB HBP BLK WP HR S P ERA WHIP	IP WLS BF H R ER SO BB IBB HBP BLK WP HR S P ERA WHIP	IP WLS BF H R ER SO BB IBB HBP BLK WP HR S P ERA WHIP	IP WLS BF H R ER SO BB IBB HBP BLK WP HR S P ERA WHIP	IP WLS BF H R ER SO BB IBB HBP BLK WP HR S P ERA WHIP	IP WLS BF H R ER SO BB IBB HBP BLK WP HR S P ERA WHIP	IP WLS BF H R ER SO BB IBB HBP BLK WP HR S P ERA WHIP	IP WLS BF H R ER SO BB IBB HBP BLK WP HR S P ERA WHIP	
<b>Chad Ogea, R</b> (1, 1) <small>ERA: 3.89</small>	5.0 L 28 9 3 3 4 4 0 0 0 0 0 1 56 95 5.40 2.600																							
<b>Yorkis Perez, L</b> (6, 1) <small>ERA: 6.52</small>	1.0 3 1 0 0 0 0 0 0 0 0 0 0 7 12 0.00 1.000																							
<b>Ken Ryan, R</b> (7, 1) <small>ERA: 6.57</small>	1.1 8 2 4 4 1 1 1 0 0 0 0 1 14 29 27.00 2.250																							
<b>Jim Poole, L</b> (8, 1) <small>ERA: 5.88</small>	0.2 5 2 2 2 2 1 0 0 0 0 1 0 14 24 27.00 4.500																							
<b>Paul Spoljaric, L</b> (9, 1) <small>ERA: 15.09</small>	1.0 3 0 0 0 0 0 0 0 0 0 0 0 4 7 0.00 0.000																							
<b>Doug Glanville, R</b> (1, 8) <small>OBP: 0.368, SLG: 0.414</small>										4	0	0	0	1	2	6	<b>San Diego Padres @ Philadelphia Phillies</b> Veterans Stadium, Philadelphia, PA Mon May 03 1999, 7:05 PM EDT Att: 11,032 - Cloudy - 60 F							
<b>Marlon Anderson, L</b> (1, 4) <small>OBP: 0.227, SLG: 0.250</small>										5	1	1	0	0	0	6								
<b>Scott Rolen, R</b> (1, 5) <small>OBP: 0.345, SLG: 0.554</small>										5	0	0	0	0	2	4								
<b>Rico Brogna, L</b> (1, 3) <small>OBP: 0.327, SLG: 0.510</small>										5	1	2	1	0	1	0								
<b>Ron Gant, R</b> (1, 7) <small>OBP: 0.304, SLG: 0.273</small>										4	1	2	1	1	1	0								
<b>Bobby Abreu, L</b> (1, 9) <small>OBP: 0.424, SLG: 0.552</small>										5	0	2	0	0	0	3								
<b>Mike Lieberthal, R</b> (1, 2) <small>OBP: 0.402, SLG: 0.436</small>										5	0	3	0	0	1	3								
<b>Desi Relaford, S</b> (1, 6) <small>OBP: 0.414, SLG: 0.452</small>										3	0	1	1	0	0	1								
<b>Chad Ogea, R</b> (1, 1) <small>ERA: 3.89</small> <b>Yorkis Perez, L</b> (6, 1) <small>ERA: 6.52</small> <b>Kevin Seifick, R</b> (8, PH) <small>OBP: 0.344, SLG: 0.364</small> <b>Ken Ryan, R</b> (7, 1) <small>ERA: 6.57</small> <b>Jim Poole, L</b> (8, 1) <small>ERA: 5.88</small> <b>23 Kevin Jordan, R</b> (8, PH) <small>OBP: 0.307, SLG: 0.346</small> <b>Paul Spoljaric, R</b> (9, 1) <small>ERA: 15.09</small>										2	0	1	0	0	1	3								
<b>Inning Stats</b>	R: 0 E: 0 K: 1 S: 6	H: 0 LOB: 0 BB: 0 P: 9	R: 1 E: 0 K: 1 S: 16	H: 3 LOB: 3 BB: 1 P: 27	R: 1 E: 0 K: 0 S: 11	H: 1 LOB: 0 BB: 0 P: 16	R: 0 E: 0 K: 0 S: 13	H: 2 LOB: 3 BB: 1 P: 17	R: 0 E: 0 K: 1 S: 9	H: 1 LOB: 1 BB: 0 P: 13	R: 0 E: 1 K: 2 S: 14	H: 2 LOB: 3 BB: 0 P: 21	R: 0 E: 0 K: 1 S: 10	H: 1 LOB: 1 BB: 0 P: 17	R: 0 E: 0 K: 1 S: 9	H: 0 LOB: 0 BB: 0 P: 14		R: 1 E: 1 K: 1 S: 18	H: 3 LOB: 2 BB: 0 P: 29	1B: 12 2B: 0 3B: 0 HR: 1	SF: 0 SAC: 1 DP: 0 HBP: 0	WP: 0 PB: 0 SB: 0 CS: 0	PA: 43	
<b>PITCHER</b>	IP WLS BF H R ER SO BB IBB HBP BLK WP HR S P ERA WHIP	IP WLS BF H R ER SO BB IBB HBP BLK WP HR S P ERA WHIP	IP WLS BF H R ER SO BB IBB HBP BLK WP HR S P ERA WHIP	IP WLS BF H R ER SO BB IBB HBP BLK WP HR S P ERA WHIP	IP WLS BF H R ER SO BB IBB HBP BLK WP HR S P ERA WHIP	IP WLS BF H R ER SO BB IBB HBP BLK WP HR S P ERA WHIP	IP WLS BF H R ER SO BB IBB HBP BLK WP HR S P ERA WHIP	IP WLS BF H R ER SO BB IBB HBP BLK WP HR S P ERA WHIP	IP WLS BF H R ER SO BB IBB HBP BLK WP HR S P ERA WHIP	IP WLS BF H R ER SO BB IBB HBP BLK WP HR S P ERA WHIP	IP WLS BF H R ER SO BB IBB HBP BLK WP HR S P ERA WHIP	IP WLS BF H R ER SO BB IBB HBP BLK WP HR S P ERA WHIP	IP WLS BF H R ER SO BB IBB HBP BLK WP HR S P ERA WHIP	IP WLS BF H R ER SO BB IBB HBP BLK WP HR S P ERA WHIP	IP WLS BF H R ER SO BB IBB HBP BLK WP HR S P ERA WHIP	IP WLS BF H R ER SO BB IBB HBP BLK WP HR S P ERA WHIP	IP WLS BF H R ER SO BB IBB HBP BLK WP HR S P ERA WHIP	IP WLS BF H R ER SO BB IBB HBP BLK WP HR S P ERA WHIP	IP WLS BF H R ER SO BB IBB HBP BLK WP HR S P ERA WHIP	IP WLS BF H R ER SO BB IBB HBP BLK WP HR S P ERA WHIP	IP WLS BF H R ER SO BB IBB HBP BLK WP HR S P ERA WHIP	IP WLS BF H R ER SO BB IBB HBP BLK WP HR S P ERA WHIP	IP WLS BF H R ER SO BB IBB HBP BLK WP HR S P ERA WHIP	IP WLS BF H R ER SO BB IBB HBP BLK WP HR S P ERA WHIP
<b>Sterling Hitchcock, L</b> (1, 1) <small>ERA: 5.18</small>	6.2 W 33 10 3 1 1 1 2 0 0 0 0 0 0 22 34 5.40 1.800																							
<b>Donne Wall, R</b> (7, 1) <small>ERA: 2.89</small>	1.2 H 8 3 1 1 1 0 0 0 0 0 0 0 22 34 5.40 1.800																							
<b>Carlos Reyes, R</b> (9, 1) <small>ERA: 3.56</small>	0.2 2 0 0 0 0 1 0 0 0 0 0 0 6 11 0.00 0.000																							





Batter	1	2	3	4	5	6	7	8	9	AB	R	H	RBI	BB	SO	LOB	TOP					
Quilvio Veras, S OBP: 0.281, SLG: 0.247										4	0	0	0	0	3	1	<b>San Diego Padres @ Philadelphia Phillies</b> Veterans Stadium, Philadelphia, PA Tue May 04 1999, 7:05 PM EDT Att: 15,183 - Cloudy - 60 F					
Reggie Sanders, R OBP: 0.388, SLG: 0.597										4	0	0	0	0	0	1						
Tony Gwynn, L OBP: 0.474, SLG: 0.570										3	0	2	0	1	0	1						
Wally Joyner, L OBP: 0.390, SLG: 0.354										3	0	0	0	1	0	2						
Dave Magadan, L OBP: 0.333, SLG: 0.296										4	0	0	0	0	0	3						
Greg Myers, L OBP: 0.417, SLG: 0.452											4	0	2	0	0	0						
Ruben Rivera, R OBP: 0.197, SLG: 0.348											3	0	0	0	1	0		2				
Damian Jackson, R OBP: 0.279, SLG: 0.352										3	0	0	0	0	2	1						
Woody Williams, R OBP: 0.231, SLG: 0.167										3	0	1	0	0	1	1						
Dan Miceli, R (8, 1)										0	0	0	0	0	0	0						
<b>Inning Stats</b>	R: 0 E: 0 K: 1 S: 10	H: 0 LOB: 2 BB: 2 P: 19	R: 0 E: 0 K: 0 S: 4	H: 1 LOB: 1 BB: 0 P: 6	R: 0 E: 0 K: 0 S: 9	H: 1 LOB: 1 BB: 0 P: 11	R: 0 E: 0 K: 0 S: 7	H: 0 LOB: 0 BB: 1 P: 15	R: 0 E: 0 K: 3 S: 15	H: 0 LOB: 0 BB: 0 P: 19	R: 0 E: 0 K: 0 S: 6	H: 1 LOB: 1 BB: 0 P: 12	R: 0 E: 0 K: 1 S: 10	H: 0 LOB: 0 BB: 0 P: 14	R: 0 E: 0 K: 1 S: 8	H: 1 LOB: 1 BB: 0 P: 9	R: 0 E: 0 K: 0 S: 12	H: 1 LOB: 1 BB: 0 P: 21	1B: 4 2B: 1 3B: 0 HR: 0	SF: 0 SAC: 0 DP: 0 HBP: 0	WP: 0 PB: 0 SB: 0 CS: 1	PA: 35
<b>PITCHER</b> Carlton Loewer, R ERA: 4.1	IP: 9.0 WLS: W BF: 34 H: 5 R: 0 ER: 0 SO: 6 BB: 3 IBB: 0 HBP: 0 BLK: 0 WP: 0 HR: 0 S: 81 P: 126 ERA: 0.00 WHIP: 0.889															<b>PITCHER</b>						

Batter	1	2	3	4	5	6	7	8	9	AB	R	H	RBI	BB	SO	LOB	BOTTOM			
Doug Glanville, R OBP: 0.364, SLG: 0.408										4	1	1	1	0	1	1	<b>San Diego Padres @ Philadelphia Phillies</b> Veterans Stadium, Philadelphia, PA Tue May 04 1999, 7:05 PM EDT Att: 15,183 - Cloudy - 60 F			
Marlon Anderson, L OBP: 0.235, SLG: 0.261										4	0	2	2	0	0	0				
15 David Doster, R OBP: 0.300, SLG: 0.125										0	0	0	0	0	0	0				
Scott Rolen, R OBP: 0.333, SLG: 0.533										4	0	0	0	0	3	2				
Rico Brogna, L OBP: 0.319, SLG: 0.495										3	0	0	0	0	0	0				
Ron Gant, R OBP: 0.295, SLG: 0.263										3	0	0	0	0	0	0				
Bobby Abreu, L OBP: 0.422, SLG: 0.539										2	0	0	0	1	1	0				
Mike Lieberthal, R OBP: 0.400, SLG: 0.432										3	1	1	0	0	0	1				
Desi Relaford, S OBP: 0.397, SLG: 0.431										3	1	0	0	0	1	1				
Carlton Loewer, R OBP: 0.385, SLG: 0.385										2	0	0	0	0	1	1				
<b>Inning Stats</b>	R: 0 E: 0 K: 2 S: 8	H: 0 LOB: 0 BB: 0 P: 13	R: 0 E: 0 K: 0 S: 7	H: 0 LOB: 0 BB: 0 P: 10	R: 0 E: 0 K: 1 S: 13	H: 0 LOB: 0 BB: 0 P: 18	R: 0 E: 0 K: 0 S: 4	H: 0 LOB: 0 BB: 0 P: 6	R: 0 E: 0 K: 0 S: 8	H: 0 LOB: 1 BB: 1 P: 12	R: 1 E: 2 K: 1 S: 10	H: 1 LOB: 1 BB: 0 P: 14	R: 0 E: 0 K: 1 S: 10	H: 0 LOB: 0 BB: 0 P: 15	R: 2 E: 0 K: 2 S: 20	H: 3 LOB: 1 BB: 0 P: 28	1B: 4 2B: 0 3B: 0 HR: 0	SF: 0 SAC: 1 DP: 0 HBP: 0	WP: 0 PB: 0 SB: 1 CS: 0	PA: 30
<b>PITCHER</b> Woody Williams, R ERA: 3.26	IP: 7.2 WLS: L BF: 29 H: 4 R: 3 ER: 2 SO: 6 BB: 1 IBB: 0 HBP: 0 BLK: 0 WP: 0 HR: 0 S: 76 P: 109 ERA: 2.35 WHIP: 0.652															<b>PITCHER</b>				
Dan Miceli, R ERA: 5.56	IP: 0.1 WLS: L BF: 1 H: 0 R: 0 ER: 0 SO: 1 BB: 0 IBB: 0 HBP: 0 BLK: 0 WP: 0 HR: 0 S: 4 P: 7 ERA: 0.00 WHIP: 0.000															<b>PITCHER</b>				









Batter	1	2	3	4	5	6	7	8	9	AB	R	H	RBI	BB	SO	LOB	TOP					
<b>Otis Nixon, S</b> (1, 7) <small>OBP: 0.281, SLG: 0.195</small> <b>Gerald Williams, R</b> (8, 7) <small>OBP: 0.353, SLG: 0.477</small>	 4-2 1B BB		 0-0 F7		 3-1 G4-3			 1-1 G6-3		3	1	0	0	1	0	2						
<b>Bret Boone, R</b> (1, 4) <small>OBP: 0.331, SLG: 0.455</small>	 1-0 1B E		 0-3 K		 0-2 F7			 3-2 G4-3		4	1	1	0	0	1	2						
<b>10 Chipper Jones, S</b> (1, 5) <small>OBP: 0.356, SLG: 0.519</small>	 1-0 L5		 2-3 K			 2-0 G4-3			 4-2 G6-3 WP BB	3	0	0	0	1	1	2						
<b>Brian Jordan, R</b> (1, 9) <small>OBP: 0.389, SLG: 0.586</small>	 0-1 FC5-4 1B			 1-3 K		 3-1 F7			 1-1 P5	4	1	1	1	0	1	1						
<b>Ryan Klesko, L</b> (1, 3) <small>OBP: 0.349, SLG: 0.446</small>	 1-3 E1 FC5-4			 2-2 G4-3		 2-3 K			 2-2 G6-3	4	0	0	0	0	1	2						
<b>Andruw Jones, R</b> (1, 8) <small>OBP: 0.378, SLG: 0.530</small>	 0-0 FC5-4 CS			 0-0 G4-3			 1-1 G6-3		 1-3 K	4	0	0	1	0	1	2						
<b>Eddie Pérez, R</b> (1, 2) <small>OBP: 0.333, SLG: 0.333</small>	 0-0 CS	 0-2 G4-3		 0-0 SH5-4 1B		 3-2 L6				3	0	1	0	0	0	0						
<b>Walt Weiss, S</b> (1, 6) <small>OBP: 0.358, SLG: 0.351</small>		 2-1 G4-3		 1-1 SH5-4 1B		 2-3 K				3	0	1	0	0	1	0						
<b>Kevin Millwood, R</b> (1, 1) <small>OBP: 0.331, SLG: 0.250</small> <b>Mike Remlinger, L</b> (7, 1) <small>OBP: 0.351, SLG: 0.412</small> <b>Keith Lockhart, L</b> (8, PH) <small>OBP: 0.268, SLG: 0.281</small> <b>Rudy Seanez, R</b> (8, 1) <small>OBP: 0.279, SLG: 0.279</small> <b>John Rocker, R</b> (8, 1) <small>OBP: 0.335, SLG: 0.412</small> <b>30 Kevin McGlinchy, R</b> (8, 1) <small>OBP: 0.273, SLG: 0.328</small>	 0-2 L4		 1-1 SH5-4		 1-1 SH5-4		 1-1 P6		1	0	0	0	0	0	0	0						
<b>Inning Stats</b>	R: 3 E: 1 K: 0 S: 8	H: 2 LOB: 0 BB: 1 P: 16	R: 0 E: 0 K: 0 S: 9	H: 0 LOB: 0 BB: 0 P: 11	R: 0 E: 0 K: 2 S: 7	H: 0 LOB: 0 BB: 0 P: 9	R: 0 E: 0 K: 1 S: 9	H: 0 LOB: 0 BB: 0 P: 12	R: 0 E: 0 K: 0 S: 10	H: 2 LOB: 2 BB: 0 P: 15	R: 0 E: 0 K: 1 S: 6	H: 0 LOB: 0 BB: 0 P: 13	R: 0 E: 0 K: 1 S: 10	H: 0 LOB: 0 BB: 0 P: 16	R: 0 E: 0 K: 0 S: 7	H: 0 LOB: 1 BB: 1 P: 12	R: 0 E: 0 K: 12 S: 12	H: 0 LOB: 1 BB: 1 P: 20	1B: 4 2B: 0 3B: 0 HR: 0	SF: 0 SAC: 1 DP: 0 HBP: 0	WP: 1 PB: 0 SB: 0 CS: 1	PA: 34
<b>PITCHER</b>	IP WLS BF H R ER SO BB IBB HBP BLK WP HR S P ERA WHIP																					
<b>Matt Clement, R</b> (1, 1) <small>ERA: 4.97</small> <b>Donne Wall, R</b> (8, 1) <small>ERA: 2.38</small> <b>Brian Boehringer, R</b> (8, 1) <small>ERA: 3.93</small> <b>Trevor Hoffman, R</b> (9, 1) <small>ERA: 2.45</small>	5.0 2.0 1.0 1.0	20 6 3 4	4 0 0 0	3 0 0 0	1 2 0 0	0 0 0 1	0 0 0 0	0 0 0 0	0 0 0 1	0 0 0 0	43 63 7 12	18.0 29 12 20	1.80 0.00 0.00 0.00	1.000 0.000 0.000 1.000								

Atlanta Braves @ San Diego Padres  
 Qualcomm Stadium, San Diego, CA  
 Fri May 07 1999, 10:05 PM EDT  
 Att: 26,765 - Unknown - 67 F

AB 30  
 R 3  
 H 4  
 RBI 2  
 BB 2  
 SO 6  
 LOB 11



Batter	1	2	3	4	5	6	7	8	9	AB	R	H	RBI	BB	SO	LOB	BOTTOM			
<b>QuiVivo Veras, S</b> (1, 4) <small>OBP: 0.270, SLG: 0.235</small>	 0-2 G4-3		 1-3 K		 0-2 F8			 0-1 F8		4	0	0	0	0	1	2				
<b>Reggie Sanders, R</b> (1, 7) <small>OBP: 0.398, SLG: 0.558</small>	 1-3 K			 2-1 FC BB FC9-6 1B		 2-0 G1-4-3		 1-3 1B 2B		4	2	2	0	0	1	0				
<b>Tony Gwynn, L</b> (1, 9) <small>OBP: 0.466, SLG: 0.558</small>	 1-2 G4-3			 1-2 L6		 1-1 F7		 0-0 1B 1B		4	1	1	2	0	0	1				
<b>Wally Joyner, L</b> (1, 3) <small>OBP: 0.389, SLG: 0.349</small>		 2-1 F7		 4-1 FC9-6 FC BB		 1-1 F8		 0-0 1B 1B		3	0	1	0	1	0	0				
<b>Phil Nevin, R</b> (1, 2) <small>OBP: 0.333, SLG: 0.657</small>		 1-1 G5-3		 0-2 FC FC9-6			 3-2 1B 2B		 1-2 1B 1B	4	0	2	1	0	0	2				
<b>George Arias, R</b> (1, 5) <small>OBP: 0.250, SLG: 0.250</small>			 0-3 K		 2-1 FC9-6		 0-1 G1-3		 1-2 1B	4	0	1	1	0	1	3				
<b>Ruben Rivera, R</b> (1, 8) <small>OBP: 0.192, SLG: 0.329</small>			 3-3 K		 1-2 K		 0-2 G6-3 1B		 0-3 K	4	0	1	0	0	3	4				
<b>Chris Gomez, R</b> (1, 6) <small>OBP: 0.299, SLG: 0.243</small> <b>John Vander Wal, L</b> (7, PH) <small>OBP: 0.351, SLG: 0.412</small> <b>Eric Owens, R</b> (7, PH) <small>OBP: 0.297, SLG: 0.279</small> <b>Brian Boehringer, S</b> (8, 1) <small>OBP: 0.279, SLG: 0.279</small> <b>Trevor Hoffman, R</b> (9, 1) <small>ERA: 2.45</small>	 1-2 SH3 1B			 1-2 SH3 1B		 2-3 K		 2-0 G6-3		2	0	1	0	0	1	0				
<b>Matt Clement, R</b> (1, 1) <small>OBP: 0.167, SLG: 0.167</small> <b>Dave Magadan, L</b> (5, PH) <small>OBP: 0.329, SLG: 0.292</small> <b>Donne Wall, R</b> (6, 1) <small>OBP: 0.273, SLG: 0.328</small> <b>Damian Jackson, R</b> (8, 6) <small>OBP: 0.273, SLG: 0.328</small>	 1-0 SH3			 1-1 F7		 4-1 F7		 4-1 2B 1B BB		0	0	0	0	0	0	0				
<b>Inning Stats</b>	R: 0 E: 0 K: 1 S: 10	H: 0 LOB: 0 BB: 0 P: 12	R: 0 E: 0 K: 1 S: 7	H: 0 LOB: 0 BB: 0 P: 10	R: 0 E: 0 K: 2 S: 10	H: 1 LOB: 1 BB: 0 P: 16	R: 1 E: 0 K: 1 S: 15	H: 1 LOB: 2 BB: 1 P: 26	R: 0 E: 0 K: 1 S: 9	H: 0 LOB: 0 BB: 0 P: 12	R: 0 E: 0 K: 0 S: 5	H: 0 LOB: 0 BB: 0 P: 9	R: 0 E: 0 K: 0 S: 10	H: 2 LOB: 2 BB: 0 P: 15	R: 3 E: 0 K: 1 S: 15	H: 5 LOB: 2 BB: 1 P: 22	1B: 7 2B: 2 3B: 0 HR: 0	SF: 0 SAC: 1 DP: 0 HBP: 0	WP: 0 PB: 0 SB: 0 CS: 0	PA: 34
<b>PITCHER</b>	IP WLS BF H R ER SO BB IBB HBP BLK WP HR S P ERA WHIP																			
<b>Kevin Millwood, R</b> (1, 1) <small>ERA: 4.14</small> <b>Mike Remlinger, L</b> (7, 1) <small>ERA: 1.5</small> <b>Rudy Seanez, R</b> (8, 1) <small>ERA: 2.03</small> <b>John Rocker, L</b> (8, 1) <small>ERA: 4.35</small> <b>30 Kevin McGlinchy, R</b> (8, 1) <small>ERA: 0.69</small>	6.1 0.2 0.1 0.0 0.2	25 1 3 3 2	4 0 1 3 1	1 0 2 1 0	0 0 0 0 0	0 0 1 0 0	0 0 0 0 0	0 0 0 0 0	0 0 0 0 0	0 0 4 6 5	65 3 8 7 7	1.42 0.00 54.00 ∞ 0.00	0.789 0.000 6.000 ∞ 1.500							

Atlanta Braves @ San Diego Padres  
 Qualcomm Stadium, San Diego, CA  
 Fri May 07 1999, 10:05 PM EDT  
 Att: 26,765 - Unknown - 67 F

AB 31  
 R 4  
 H 9  
 RBI 4  
 BB 2  
 SO 7  
 LOB 14





Batter	1	2	3	4	5	6	7	8	9	AB	R	H	RBI	BB	SO	LOB	TOP			
<b>Otis Nixon, S</b> (1, 7) <small>OBP: 0.284, SLG: 0.195</small>										5	1	1	0	1	0	7				
<b>Bret Boone, R</b> (1, 4) <small>OBP: 0.325, SLG: 0.444</small>										5	1	1	0	0	0	5				
<b>10 Chipper Jones, S</b> (1, 5) <small>OBP: 0.350, SLG: 0.514</small>										5	0	1	3	0	0	5				
<b>Brian Jordan, R</b> (1, 9) <b>John Hudek, S</b> (9, 1)										3	2	0	1	2	0	3				
<b>Ryan Klesko, L</b> (1, 3) <b>Brian Hunter, R</b> (8, PR) <small>OBP: 0.373, SLG: 0.567</small> <small>OBP: 0.375, SLG: 0.742</small>										4	2	3	3	0	0	1				
<b>Andruw Jones, R</b> (1, 8) <small>OBP: 0.379, SLG: 0.524</small>										5	1	2	1	0	1	1				
<b>Eddie Pérez, R</b> (1, 2) <small>OBP: 0.343, SLG: 0.343</small>										5	0	2	0	0	1	2				
<b>Walt Weiss, S</b> (1, 6) <small>OBP: 0.340, SLG: 0.333</small>										4	1	0	1	0	0	5				
<b>Tom Glavine, L</b> (1, 1) <b>Justin Speier, R</b> (8, 1) <b>Gerald Williams, R</b> (9, PH) <small>OBP: 0.176, SLG: 0.125</small> <small>OBP: 1.000, SLG: 1.000</small> <small>OBP: 0.365, SLG: 0.489</small>										3	1	2	2	1	0	0				
<b>Inning Stats</b>	R: 1 E: 0 K: 0 S: 17	H: 2 LOB: 1 BB: 0 P: 24	R: 0 E: 0 K: 0 S: 11	H: 0 LOB: 0 BB: 0 P: 14	R: 0 E: 1 K: 0 S: 6	H: 0 LOB: 1 BB: 0 P: 7	R: 2 E: 0 K: 1 S: 11	H: 3 LOB: 2 BB: 1 P: 17	R: 0 E: 0 K: 0 S: 5	H: 1 LOB: 0 BB: 0 P: 14	R: 0 E: 0 K: 0 S: 10	H: 0 LOB: 1 BB: 2 P: 19	R: 6 E: 1 K: 0 S: 19	H: 5 LOB: 2 BB: 1 P: 39	R: 1 E: 0 K: 0 S: 13	H: 3 LOB: 2 BB: 0 P: 23	1B: 9 2B: 3 3B: 1 HR: 1	SF: 1 SAC: 0 DP: 1 HBP: 0	WP: 0 PB: 0 SB: 0 CS: 0	PA: 46
<b>PITCHER</b>	IP WLS BF H R ER SO BB IBB HBP BLK WP HR S P ERA WHIP																			
<b>Andy Ashby, R</b> (1, 1) <small>ERA: 2.86</small>	7.0 L 30 6 4 4 2 3 0 0 0 0 0 1 68 102 5.14 1.286																			
<b>Carlos Reyes, R</b> (8, 1)	0.1 6 4 6 3 0 1 0 0 0 0 0 0 10 20 81.00 15.000																			
<b>Dan Miceli, R</b> (8, 1)	0.2 4 1 0 0 0 0 0 0 0 0 0 0 9 19 0.00 1.500																			
<b>Ed Vosberg, L</b> (9, 1) <small>ERA: 5.79</small>	1.0 6 3 1 1 0 0 0 0 0 0 0 0 13 23 9.00 3.000																			

Atlanta Braves @ San Diego Padres  
 Qualcomm Stadium, San Diego, CA

AB 41  
 R 11  
 H 14  
 RBI 11  
 BB 4  
 SO 2  
 LOB 29



WP: 0 PA: 46  
 PB: 0  
 SB: 0  
 CS: 0

Sat May 08 1999, 10:05 PM EDT  
 Att: 52,973 - Cloudy - 58 F

Batter	1	2	3	4	5	6	7	8	9	AB	R	H	RBI	BB	SO	LOB	BOTTOM					
<b>Quilvio Veras, S</b> (1, 4) <small>OBP: 0.269, SLG: 0.236</small>										4	0	1	0	0	0	1						
<b>Reggie Sanders, R</b> (1, 7) <b>John Vander Wal, L</b> (8, PH) <small>OBP: 0.406, SLG: 0.563</small> <small>OBP: 0.362, SLG: 0.423</small>										3	0	2	0	0	0	0						
<b>Tony Gwynn, L</b> (1, 9) <b>Ed Vosberg, L</b> (9, 1)										3	0	0	0	1	0	3						
<b>Jim Leyritz, R</b> (1, 3) <small>OBP: 0.329, SLG: 0.439</small>										4	0	1	0	0	0	4						
<b>Phil Nevin, R</b> (1, 2) <small>OBP: 0.326, SLG: 0.605</small>										3	0	0	0	1	1	1						
<b>George Arias, R</b> (1, 5) <small>OBP: 0.250, SLG: 0.438</small>										4	1	1	1	0	1	3						
<b>Ruben Rivera, R</b> (1, 8) <b>Carlos Reyes, S</b> (8, 1) <b>Dan Miceli, R</b> (8, 1) <b>Greg Myers, L</b> (9, 2) <small>OBP: 0.198, SLG: 0.329</small> <small>OBP: 0.440, SLG: 0.465</small>										3	0	1	0	0	0	0						
<b>Damian Jackson, R</b> (1, 6) <b>Dave Magadan, L</b> (9, PH) <small>OBP: 0.261, SLG: 0.311</small> <small>OBP: 0.325, SLG: 0.288</small>										3	0	0	0	2	1	1						
<b>Andy Ashby, R</b> (1, 1) <b>Eric Owens, R</b> (8, 8) <small>OBP: 0.261, SLG: 0.273</small>										1	0	0	0	1	0	0						
<b>Inning Stats</b>	R: 0 E: 0 K: 0 S: 6	H: 1 LOB: 0 BB: 0 P: 7	R: 0 E: 0 K: 0 S: 4	H: 1 LOB: 0 BB: 0 P: 5	R: 0 E: 0 K: 1 S: 10	H: 1 LOB: 1 BB: 0 P: 15	R: 0 E: 0 K: 1 S: 13	H: 1 LOB: 2 BB: 1 P: 23	R: 0 E: 0 K: 2 S: 11	H: 0 LOB: 0 BB: 0 P: 16	R: 0 E: 0 K: 0 S: 7	H: 0 LOB: 1 BB: 1 P: 13	R: 1 E: 0 K: 0 S: 5	H: 1 LOB: 0 BB: 0 P: 10	R: 0 E: 0 K: 0 S: 6	H: 2 LOB: 2 BB: 0 P: 8	R: 0 E: 0 K: 1 S: 13	H: 1 LOB: 1 BB: 0 P: 20	1B: 7 2B: 0 3B: 0 HR: 1	SF: 0 SAC: 1 DP: 1 HBP: 0	WP: 0 PB: 0 SB: 1 CS: 0	PA: 35
<b>PITCHER</b>	IP WLS BF H R ER SO BB IBB HBP BLK WP HR S P ERA WHIP																					
<b>Tom Glavine, L</b> (1, 1) <small>ERA: 4.13</small>	7.0 W 26 5 1 1 4 2 0 0 0 0 0 1 56 89 1.29 1.000																					
<b>Justin Speier, R</b> (8, 1)	1.0 5 2 0 0 0 0 0 0 0 0 0 0 6 8 0.00 2.000																					
<b>John Hudek, R</b> (9, 1) <small>ERA: 12.15</small>	1.0 4 1 0 0 0 1 0 0 0 0 0 0 0 13 20 0.00 1.000																					

Atlanta Braves @ San Diego Padres  
 Qualcomm Stadium, San Diego, CA

AB 32  
 R 1  
 H 8  
 RBI 1  
 BB 2  
 SO 5  
 LOB 14



WP: 0 PA: 35  
 PB: 0  
 SB: 1  
 CS: 0

Sat May 08 1999, 10:05 PM EDT  
 Att: 52,973 - Cloudy - 58 F







Batter	1	2	3	4	5	6	7	8	9	AB	R	H	RBI	BB	SO	LOB	TOP										
<b>Luis Castillo, S</b> (1, 4) OBP: 0.339, SLG: 0.336	1-3 K	3-2 1B		0-0 2B			3-2 HR 1B		1-1 L6	5	1	3	1	0	1	0	<b>Florida Marlins @ San Diego Padres</b> Qualcomm Stadium, San Diego, CA Mon May 10 1999, 10:05 PM EDT Att: 12,713 - Unknown - 65 F  <a href="http://livebaseballscorecards.com">livebaseballscorecards.com</a>										
<b>Alex Gonzalez, R</b> (1, 6) OBP: 0.258, SLG: 0.398	2-2 F7	1-2 1B		1-3 K			0-0 P5			4	0	1	0	0	1	2											
<b>Cliff Floyd, L</b> (1, 7) OBP: 0.333, SLG: 0.477	1-2 1B	0-0 F7			0-0 G4-3		SAFE 2-2 HR			4	1	2	2	0	0	3											
<b>Kevin Orie, R</b> (1, 5) OBP: 0.339, SLG: 0.394	2-1 CS	4-2 2B BB	3-2 F9 2B		1-2 G5-3		1-1 F7			3	1	1	0	1	0	0											
<b>Mark Kotsay, L</b> (1, 9) OBP: 0.295, SLG: 0.364		0-0 B2	3-1 F9		0-0 G6-3			1-0 F8		4	0	0	0	0	0	2											
<b>Derrek Lee, R</b> (1, 3) OBP: 0.269, SLG: 0.308		4-2 2B BB	1-0 F8			2-0 F9		1-3 K		3	1	0	0	1	1	1											
<b>Preston Wilson, R</b> (1, 8) <b>Braden Looper, R</b> (8, 1)		1-0 P3	3-2 G5-3			0-0 F8		2-3 K		4	0	0	0	0	1	3											
<b>Jorge Fabregas, L</b> (1, 2) <b>Dave Berg, R</b> (9, PH) OBP: 0.253, SLG: 0.242 OBP: 0.350, SLG: 0.421		3-2 1B 2B		2-2 G5-3		2-0 P5		1-3 K		3	1	1	2	0	0	0											
<b>Brian Meadows, R</b> (1, 1) <b>Vic Darenbourg, L</b> (6, 1) <b>Craig Counsell, L</b> (7, PH) <b>Antonio Alfonseca, R</b> (7, 1) <b>Todd Dunwoody, L</b> (8, 8) OBP: 0.313, SLG: 0.357 OBP: 0.220, SLG: 0.135 OBP: 0.290, SLG: 0.333		4-1 1B 1B BB		1-3 K			3-2 G3		3-1 G3-1	1	0	0	0	1	1	0											
<b>Inning Stats</b>	R: 0 E: 0 K: 1 S: 10	H: 1 LOB: 0 BB: 0 P: 16	R: 3 E: 0 K: 0 S: 20	H: 3 LOB: 3 BB: 3 P: 40	R: 0 E: 0 K: 0 S: 9	H: 1 LOB: 1 BB: 0 P: 19	R: 0 E: 0 K: 2 S: 10	H: 1 LOB: 0 BB: 0 P: 14	R: 0 E: 0 K: 0 S: 5	H: 0 LOB: 0 BB: 0 P: 6	R: 0 E: 0 K: 0 S: 3	H: 0 LOB: 0 BB: 0 P: 7	R: 2 E: 0 K: 0 S: 12	H: 2 LOB: 0 BB: 0 P: 21	R: 0 E: 0 K: 2 S: 8	H: 0 LOB: 0 BB: 0 P: 12		R: 0 E: 0 K: 1 S: 7	H: 0 LOB: 0 BB: 0 P: 12	1B: 4 2B: 3 3B: 0 HR: 1	SF: 0 SAC: 0 DP: 0 HBP: 0	WP: 0 PB: 0 SB: 0 CS: 1	PA: 38				
<b>PITCHER</b>	IP	WLS	BF	H	R	ER	SO	BB	IBB	HBP	BLK	WP	HR	S	P	ERA	WHIP										
<b>Woody Williams, R</b> (1, 1) ERA: 3.5	5.0	1.2	23	6	3	3	3	3	0	0	0	0	0	54	95	5.40	1.800										
<b>Donne Wall, R</b> (6, 1) ERA: 2.77	1.2	H	6	1	1	1	0	0	0	0	0	0	0	10	20	5.40	0.600										
<b>Ed Vosberg, L</b> (7, 1) ERA: 6.75	0.2	B	3	1	1	1	0	0	0	0	0	0	1	6	10	13.50	1.500										
<b>Dan Miceli, R</b> (8, 1) ERA: 4.97	0.2	W	2	0	0	0	2	0	0	0	0	0	0	7	10	0.00	0.000										
<b>Trevor Hoffman, R</b> (9, 1) ERA: 2.25	1.0	S	3	0	0	0	1	0	0	0	0	0	0	7	12	0.00	0.000										

Batter	1	2	3	4	5	6	7	8	9	AB	R	H	RBI	BB	SO	LOB	BOTTOM										
<b>QuiVivo Veras, S</b> (1, 4) OBP: 0.310, SLG: 0.271	1-2 G4-3 G1-3 1B	4-2 BB		2-2 FC6-4 2B E	2-0 E6 2H 1B			SAFE 4-2 SAFE BB SAFE 1-2 SAFE HR SAFE BB		3	2	2	1	2	0	1	<b>Florida Marlins @ San Diego Padres</b> Qualcomm Stadium, San Diego, CA Mon May 10 1999, 10:05 PM EDT Att: 12,713 - Unknown - 65 F  <a href="http://livebaseballscorecards.com">livebaseballscorecards.com</a>										
<b>Reggie Sanders, R</b> (1, 7) (2, 8) OBP: 0.410, SLG: 0.602	2-2 G1-3	1-3 K		0-0 E9 1H 2B	1-2 F8			SAFE 1-2 SAFE HR SAFE 1-2 SAFE HR		5	2	2	2	0	1	4											
<b>Tony Gwynn, L</b> (1, 9) <b>Eric Owens, R</b> (8, 9) OBP: 0.338, SLG: 0.522 OBP: 0.255, SLG: 0.267	3-1 G4-3		0-1 L9	0-0 1B 2B		2-2 G6-3		0-0 G3		4	1	1	1	0	0	1											
<b>Wally Joyner, L</b> (1, 3) OBP: 0.393, SLG: 0.337	4-0 IBB		3-1 F8	4-1 1B BB		0-0 F9		1-3 K2-3		3	0	0	0	2	1	0											
<b>Dave Magadan, L</b> (1, 5) OBP: 0.333, SLG: 0.299	2-1 L9		1-2 1B	1-1 FC6-4 1B		1-2 G3				4	0	2	1	0	0	2											
<b>Greg Myers, L</b> (1, 2) OBP: 0.426, SLG: 0.447		1-0 G4-3	0-0 1B	1-2 FC6-4 1B			0-0 G4-3			4	0	1	0	0	0	2											
<b>Ruben Rivera, R</b> (1, 8) <b>John Vander Wal, L</b> (2, 7) OBP: 0.195, SLG: 0.325 OBP: 0.369, SLG: 0.466		2-2 2B SF8 1B	2-2 G3		0-0 G3		4-2 G1-6-3 BB			0	0	0	0	0	0	0											
<b>Chris Gomez, R</b> (1, 6) <b>Dan Miceli, R</b> (8, 1) <b>Trevor Hoffman, R</b> (9, 1) OBP: 0.309, SLG: 0.260		1-2 SF8 2B		0-0 F9	4-0 CS BB		1-2 G1-6-3			3	0	1	0	1	0	1											
<b>Woody Williams, R</b> (1, 1) <b>Donne Wall, R</b> (6, 1) <b>Ed Vosberg, L</b> (7, 1) <b>Damian Jackson, R</b> (8, 6) OBP: 0.313, SLG: 0.357 OBP: 0.284, SLG: 0.323		1-1 SF8		1-1 FC6-4 1B	1-2 1B 2B			4-1 CS BB		2	1	2	1	0	0	0											
<b>Inning Stats</b>	R: 0 E: 0 K: 0 S: 10	H: 1 LOB: 2 BB: 1 P: 22	R: 3 E: 0 K: 1 S: 14	H: 2 LOB: 1 BB: 1 P: 24	R: 0 E: 0 K: 0 S: 13	H: 2 LOB: 2 BB: 0 P: 19	R: 3 E: 1 K: 0 S: 17	H: 4 LOB: 2 BB: 1 P: 26	R: 1 E: 1 K: 0 S: 8	H: 2 LOB: 1 BB: 1 P: 16	R: 0 E: 0 K: 0 S: 7	H: 0 LOB: 0 BB: 0 P: 10	R: 0 E: 0 K: 0 S: 7	H: 0 LOB: 0 BB: 1 P: 12	R: 2 E: 0 K: 1 S: 10	H: 1 LOB: 2 BB: 2 P: 20		R: 0 E: 0 K: 1 S: 7	H: 0 LOB: 0 BB: 0 P: 12	1B: 7 2B: 4 3B: 0 HR: 1	SF: 1 SAC: 0 DP: 1 HBP: 0	WP: 0 PB: 0 SB: 0 CS: 2	PA: 40				
<b>PITCHER</b>	IP	WLS	BF	H	R	ER	SO	BB	IBB	HBP	BLK	WP	HR	S	P	ERA	WHIP										
<b>Brian Meadows, R</b> (1, 1) ERA: 4.5	5.0	1.0	29	11	5	5	1	3	1	0	0	0	0	62	107	9.00	2.800										
<b>Vic Darenbourg, L</b> (6, 1) ERA: 4.5	1.0	L	3	0	0	0	0	0	0	0	0	0	0	7	10	0.00	0.000										
<b>Antonio Alfonseca, R</b> (7, 1) ERA: 7.04	1.1	L	5	0	1	1	0	3	0	0	0	0	0	10	23	6.75	2.250										
<b>Braden Looper, R</b> (8, 1) ERA: 2.75	0.2	3	1	1	1	1	1	0	0	0	0	0	1	7	9	13.50	1.500										



Batter	1	2	3	4	5	6	7	8	9	AB	R	H	RBI	BB	SO	LOB	TOP									
Luis Castillo, S OBP: 0.350, SLG: 0.348	B1-3		G6-4-3 1B		HR 1B		1B 1B	K		5	2	3	0	0	1	1	<b>Florida Marlins @ San Diego Padres</b> Qualcomm Stadium, San Diego, CA Tue May 11 1999, 10:05 PM EDT Att: 14,188 - Unknown - 66 F									
Alex Gonzalez, R OBP: 0.301, SLG: 0.422	K		G6-4-3		HR		1B 1B		G3	5	1	2	3	0	1	1										
Cliff Floyd, L OBP: 0.358, SLG: 0.490	1B			G3-1	1B		K		1B	5	0	3	0	0	1	2										
Kevin Orle, R OBP: 0.342, SLG: 0.394	K			G4-3	1B		1B		F9	5	0	2	1	0	1	2										
Todd Dunwoody, L OBP: 0.286, SLG: 0.320 Brian Edmondson, R OBP: 0.667, SLG: 1.000 Bruce Aven, R OBP: 0.385, SLG: 0.629 Matt Mantei, R OBP: 0.385, SLG: 0.629		L7		P6	P4		K		K	4	0	0	0	0	1	4										
Derrek Lee, R OBP: 0.269, SLG: 0.331	G6-3					HR	K		K	4	1	1	1	0	2	2										
Preston Wilson, R OBP: 0.269, SLG: 0.447	1B								P4	4	0	2	0	0	1	0										
Mike Redmond, R OBP: 0.286, SLG: 0.325	F8								F8	4	0	1	0	0	0	2										
Ryan Dempster, R OBP: 0.333, SLG: 0.667 Vic Darenbourg, L OBP: 0.292, SLG: 0.361 Mark Kotsay, L OBP: 0.292, SLG: 0.361									G1-3	3	1	1	0	0	2	1										
<b>Inning Stats</b>	R: 0 E: 0 K: 2 S: 10	H: 1 LOB: 1 BB: 0 P: 14	R: 0 E: 0 K: 0 S: 9	H: 1 LOB: 1 BB: 0 P: 16	R: 0 E: 0 K: 1 S: 7	H: 1 LOB: 0 BB: 0 P: 10	R: 0 E: 0 K: 0 S: 5	H: 0 LOB: 0 BB: 0 P: 9	R: 4 E: 0 K: 1 S: 21	H: 6 LOB: 2 BB: 0 P: 32	R: 0 E: 0 K: 2 S: 8	H: 1 LOB: 1 BB: 0 P: 8	R: 1 E: 0 K: 3 S: 15	H: 3 LOB: 2 BB: 0 P: 23	R: 0 E: 0 K: 1 S: 6	H: 1 LOB: 1 BB: 0 P: 7		R: 0 E: 0 K: 1 S: 11	H: 1 LOB: 1 BB: 0 P: 16	1B: 11 2B: 2 3B: 0 HR: 2	SF: 0 SAC: 0 DP: 1 HBP: 0	WP: 0 PB: 0 SB: 0 CS: 0	PA: 41			
<b>PITCHER</b>	IP	WLS	BF	H	R	ER	SO	BB	IBB	HBP	BLK	WP	HR	S	P	ERA	WHIP									
58 Stan Spencer, R ERA: 9.22	(1, 1)	5.0	L	23	9	4	4	4	0	0	0	1	0	2	52	81	7.20	1.800								
Carlos Reyes, R ERA: 5.09	(6, 1)	2.0		10	4	1	1	5	0	0	0	0	0	0	23	31	4.50	2.000								
Brian Boehringer, R ERA: 3.38	(8, 1)	2.0		8	2	0	0	2	0	0	0	0	0	0	17	23	0.00	1.000								

AB	41
R	5
H	15
RBI	5
BB	0
SO	11
LOB	17



Batter	1	2	3	4	5	6	7	8	9	AB	R	H	RBI	BB	SO	LOB	BOTTOM									
Quilvio Veras, S OBP: 0.322, SLG: 0.287	G6-3		1B		1B				K	5	0	3	0	0	1	0	<b>Florida Marlins @ San Diego Padres</b> Qualcomm Stadium, San Diego, CA Tue May 11 1999, 10:05 PM EDT Att: 14,188 - Unknown - 66 F									
Reggie Sanders, R OBP: 0.497, SLG: 0.593 Carlos Reyes, S OBP: 0.385, SLG: 0.629 Jim LeVritz, R OBP: 0.333, SLG: 0.437 Brian Boehringer, S OBP: 0.329, SLG: 0.295 Dave Magadan, L OBP: 0.329, SLG: 0.295	F9		1B		K		1B		F7	3	0	1	0	0	1	1										
John Vander Wal, L OBP: 0.362, SLG: 0.443	BB		F7		K		E6		G6-4-3	3	0	0	0	1	1	5										
Wally Joyner, L OBP: 0.380, SLG: 0.323	K				K		P5			4	0	0	0	0	3	4										
Phil Nevin, R OBP: 0.298, SLG: 0.548	F8			G5-3		L7	G6-4-3			4	0	0	0	0	0	3										
Eric Owens, R OBP: 0.294, SLG: 0.354	G5-4-3 1B			HR		2B	BB		G6-3	3	2	2	1	1	0	0										
George Arias, R OBP: 0.292, SLG: 0.458	G5-4-3			K		2B			P6	4	0	1	1	0	1	1										
Chris Gomez, R OBP: 0.294, SLG: 0.247	F8				G6-3		K		P6	4	0	0	0	0	1	1										
58 Stan Spencer, R ERA: 4.5 Vic Darenbourg, L ERA: 5.4 Brian Edmondson, R ERA: 2.64 Matt Mantei, R ERA: 1.2									F7	1	0	0	0	0	1	0										
Greg Myers, L OBP: 0.439, SLG: 0.520	K				HR		1B 1B			3	2	2	1	0	0	0										
<b>Inning Stats</b>	R: 0 E: 0 K: 1 S: 7	H: 0 LOB: 1 BB: 1 P: 15	R: 0 E: 0 K: 0 S: 4	H: 1 LOB: 0 BB: 0 P: 4	R: 0 E: 0 K: 1 S: 8	H: 2 LOB: 2 BB: 0 P: 12	R: 1 E: 0 K: 2 S: 11	H: 1 LOB: 0 BB: 0 P: 12	R: 1 E: 0 K: 2 S: 9	H: 2 LOB: 1 BB: 0 P: 16	R: 1 E: 1 K: 0 S: 12	H: 1 LOB: 1 BB: 1 P: 24	R: 1 E: 1 K: 0 S: 9	H: 3 LOB: 2 BB: 0 P: 11	R: 0 E: 0 K: 0 S: 6	H: 0 LOB: 0 BB: 0 P: 12	R: 0 E: 0 K: 1 S: 11	H: 0 LOB: 0 BB: 0 P: 18	1B: 7 2B: 1 3B: 0 HR: 2	SF: 0 SAC: 0 DP: 2 HBP: 0	WP: 0 PB: 0 SB: 0 CS: 0	PA: 38				
<b>PITCHER</b>	IP	WLS	BF	H	R	ER	SO	BB	IBB	HBP	BLK	WP	HR	S	P	ERA	WHIP									
Ryan Dempster, R ERA: 4.5	(1, 1)	6.0	W	26	7	3	3	8	2	0	0	0	0	2	51	83	4.50	1.500								
Vic Darenbourg, L ERA: 5.4	(7, 1)	0.1	H	5	3	1	1	0	0	0	0	0	0	0	8	10	27.00	9.000								
Brian Edmondson, R ERA: 2.64	(7, 1)	1.2	H	4	0	0	0	0	0	0	0	0	0	7	13	0.00	0.000									
Matt Mantei, R ERA: 1.2	(9, 1)	1.0	S	3	0	0	0	1	0	0	0	0	0	11	18	0.00	0.000									

AB	36
R	4
H	10
RBI	4
BB	2
SO	9
LOB	15





Batter	1	2	3	4	5	6	7	8	9	AB	R	H	RBI	BB	SO	LOB	TOP			
Luis Castillo, S OBP: 0.367, SLG: 0.362	4-2 PB PB BB		3-1 FC4-6 1B		0-1 FC4-6 1B	1-2 1B			1-2 2B 1B	4	2	3	2	1	0	1	<b>Florida Marlins @ San Diego Padres</b> Qualcomm Stadium, San Diego, CA Wed May 12 1999, 10:35 PM EDT Att: 14,288 - Cloudy - 63 F			
Alex Gonzalez, R OBP: 0.312, SLG: 0.436	3-2 G5-3		1-3 K		0-0 1B	3-2 1B			2-1 1B	5	1	3	1	0	1	3				
Cliff Floyd, L OBP: 0.362, SLG: 0.481	2-3 K		2-2 FC4-6		0-0 G6-4-3 1B	1-3 2-H			0-0 1B	5	0	2	3	0	1	3				
Kevin Orle, R OBP: 0.336, SLG: 0.385	1-3 K		1-2 G5-3		1-2 G6-4-3				0-0 G5-3	5	0	1	0	0	1	5				
Mark Kotsay, L OBP: 0.291, SLG: 0.358		2-2 G4-3		3-2 G3-1		0-0 E BB 1B			0-3 K	4	1	1	0	0	0	0				
Brian Edmondson, R OBP: 0.667, SLG: 1.000										0	0	0	0	0	0	0				
Vic Darenbourg, L										0	0	0	0	0	0	0				
Braden Looper, R										0	0	0	0	0	0	0				
Dave Berg, R OBP: 0.341, SLG: 0.410										1	0	0	0	0	1	2				
Brucy Aven, R OBP: 0.386, SLG: 0.590		1-3 K		2-2 G5-3		4-2 E BB 1B			0-2 G4-3 1B	4	1	1	0	1	2	2				
Todd Dunwoody, L OBP: 0.284, SLG: 0.327		3-2 2B		2-1 G6-3		1-2 P6			0-3 K	4	0	1	0	0	1	3				
Jorge Fabregas, L OBP: 0.253, SLG: 0.286		1-0 F8				1-0 HR			1-0 G4-3	4	2	1	1	0	0	4				
Dennis Springer, R OBP: 0.185, SLG: 0.279			1-0 FC4-6 2B		1-2 HR				0-1 P3	1	0	1	0	0	0	0				
Craig Counsell, L OBP: 0.228, SLG: 0.156										1	0	1	0	0	0	0				
Rafael Medina, R OBP: 0.296, SLG: 0.442										0	0	0	0	0	0	0				
Preston Wilson, R OBP: 0.286, SLG: 0.442										1	0	0	0	0	0	1				
Archie Corbin, R OBP: 0.257, SLG: 0.328										0	0	0	0	0	0	0				
Derrek Lee, R										1	0	0	0	0	0	0				
<b>Inning Stats</b>	R: 0 E: 0 K: 2 S: 12	H: 0 LOB: 1 BB: 1 P: 21	R: 0 E: 0 K: 1 S: 15	H: 1 LOB: 1 BB: 0 P: 22	R: 0 E: 0 K: 1 S: 13	H: 2 LOB: 2 BB: 0 P: 21	R: 0 E: 0 K: 0 S: 8	H: 0 LOB: 0 BB: 0 P: 15	R: 2 E: 0 K: 0 S: 16	H: 4 LOB: 1 BB: 0 P: 19	R: 3 E: 1 K: 1 S: 21	H: 3 LOB: 2 BB: 1 P: 34	R: 0 E: 0 K: 1 S: 7	H: 1 LOB: 0 BB: 0 P: 8	R: 2 E: 0 K: 2 S: 17	H: 4 LOB: 2 BB: 0 P: 21	1B: 11 2B: 3 3B: 0 HR: 1	SF: 0 SAC: 0 DP: 2 HBP: 0	WP: 0 PB: 2 SB: 0 CS: 0	PA: 42
<b>PITCHER</b>	IP WLS BF H R ER SO BB IBB HBP BLK WP HR S P ERA WHIP																			
Matt Clement, R ERA: 4.75	(1, 1) 5.0 H 24 8 4 2 4 2 0 0 0 0 0 1 67 105 3.60 2.000																			
Ed Vosberg, L ERA: 6.35	(6, 1) 0.1 H 2 0 0 0 0 0 0 0 0 0 0 0 4 6 0.00 0.000																			
Donne Wall, R ERA: 2.45	(6, 1) 1.2 W 6 2 0 1 0 1 0 0 0 0 0 0 0 19 28 0.00 1.200																			
Dan Miceli, R ERA: 4.61	(8, 1) 1.0 H 3 1 0 0 1 0 0 0 0 0 0 0 7 8 0.00 1.000																			
Trevor Hoffman, R ERA: 3.46	(9, 1) 1.0 S 7 4 2 2 2 0 0 0 0 0 0 0 0 17 21 18.00 4.000																			

Batter	1	2	3	4	5	6	7	8	9	AB	R	H	RBI	BB	SO	LOB	BOTTOM			
Quilvio Veras, S OBP: 0.333, SLG: 0.288	4-0 CS BB		4-1 1B 2B BB	2-2 L3			1-2 FC5-4 1B	2-3 K		3	1	1	0	2	1	1	<b>Florida Marlins @ San Diego Padres</b> Qualcomm Stadium, San Diego, CA Wed May 12 1999, 10:35 PM EDT Att: 14,288 - Cloudy - 63 F			
Eric Owens, R OBP: 0.309, SLG: 0.365	2-1 CS 1B		0-1 2B 1B		0-0 F7		2-1 FC5-4 2B			4	2	2	1	0	0	2				
John Vander Wal, L OBP: 0.361, SLG: 0.453	3-1 F7		0-1 1B 2B		1-1 F8		0-0 SF8			3	1	1	2	0	0	1				
Donne Wall, R										0	0	0	0	0	0	0				
Tony Gwynn, L OBP: 0.439, SLG: 0.522			1-H 3-H				3-H			0	0	0	0	0	0	0				
Dan Miceli, R										0	0	0	0	0	0	0				
Trevor Hoffman, R										0	0	0	0	0	0	0				
Jim Leyritz, R OBP: 0.341, SLG: 0.493		0-0 G5-3	3-3 K		2-2 HR		1-1 2B			4	1	2	2	0	1	1				
Phil Nevin, R OBP: 0.314, SLG: 0.533		4-1 BB	1-0 BB 1B		0-1 G5-3		3-2 G4-3			3	0	1	1	1	0	1				
Wally Joyner, L OBP: 0.384, SLG: 0.323		1-0 L4	4-2 BB			3-1 F9-3 1B		1-0 G4-3		3	0	1	0	1	0	1				
George Arias, R OBP: 0.286, SLG: 0.407		1-0 P6	2-2 P3			1-0 F9		4-1 1B G6-3 BB		3	1	0	0	1	0	4				
Chris Gomez, R OBP: 0.303, SLG: 0.259			2-1 SH2-4 1B	1-1 P9		1-1 F9-3		0-0 G6-3 1B		4	1	2	0	0	0	1				
Matt Clement, R OBP: 0.143, SLG: 0.143	(1, 1) 4.0 WLS BF H R ER SO BB IBB HBP BLK WP HR S P ERA WHIP																			
Ed Vosberg, L ERA: 10.13	(5, 1) 1.0 4 1 1 1 0 0 0 0 0 0 1 8 11 9.00 1.000																			
Archie Corbin, R ERA: 7.59	(6, 1) 1.0 3 1 0 0 0 0 0 0 0 0 0 5 12 0.00 1.000																			
Brian Edmondson, R ERA: 3.19	(7, 1) 0.1 L 3 1 2 2 0 0 0 0 1 0 0 0 6 9 54.00 3.000																			
Vic Darenbourg, L ERA: 5.19	(7, 1) 0.1 2 1 0 0 0 0 0 0 0 0 0 3 4 0.00 3.000																			
<b>Inning Stats</b>	R: 0 E: 0 K: 0 S: 4	H: 1 LOB: 0 BB: 1 P: 13	R: 0 E: 0 K: 0 S: 4	H: 0 LOB: 1 BB: 1 P: 10	R: 4 E: 0 K: 1 S: 19	H: 4 LOB: 2 BB: 2 P: 35	R: 0 E: 0 K: 1 S: 8	H: 0 LOB: 0 BB: 0 P: 13	R: 1 E: 0 K: 0 S: 8	H: 1 LOB: 0 BB: 0 P: 11	R: 0 E: 0 K: 0 S: 5	H: 1 LOB: 0 BB: 0 P: 12	R: 2 E: 0 K: 0 S: 13	H: 2 LOB: 1 BB: 0 P: 20	R: 1 E: 0 K: 1 S: 8	H: 1 LOB: 1 BB: 1 P: 15	1B: 7 2B: 3 3B: 0 HR: 1	SF: 1 SAC: 1 DP: 1 HBP: 1	WP: 0 PB: 0 SB: 0 CS: 2	PA: 37
<b>PITCHER</b>	IP WLS BF H R ER SO BB IBB HBP BLK WP HR S P ERA WHIP																			
Dennis Springer, R ERA: 4.79	(1, 1) 4.0 19 5 4 4 2 4 0 0 0 0 0 1 8 11 9.00 2.250																			
Rafael Medina, R ERA: 10.13	(5, 1) 1.0 4 1 1 1 0 0 0 0 0 0 0 1 8 11 9.00 1.000																			
Archie Corbin, R ERA: 7.59	(6, 1) 1.0 3 1 0 0 0 0 0 0 0 0 0 5 12 0.00 1.000																			
Brian Edmondson, R ERA: 3.19	(7, 1) 0.1 L 3 1 2 2 0 0 0 0 1 0 0 0 6 9 54.00 3.000																			
Vic Darenbourg, L ERA: 5.19	(7, 1) 0.1 2 1 0 0 0 0 0 0 0 0 0 3 4 0.00 3.000																			





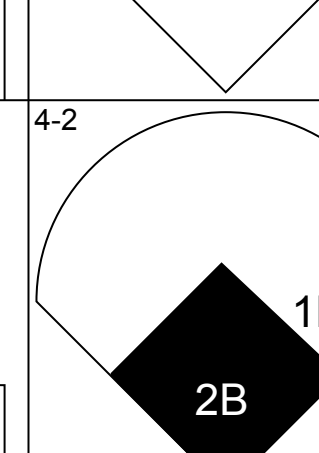

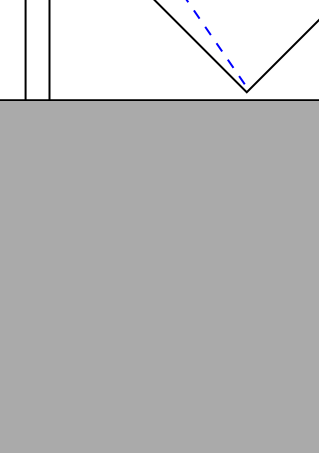


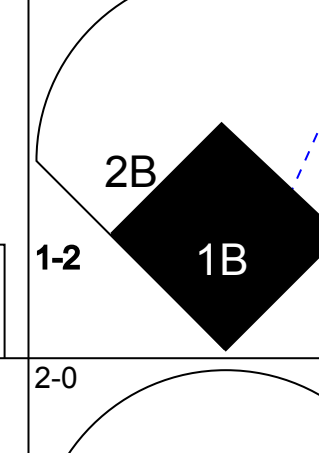
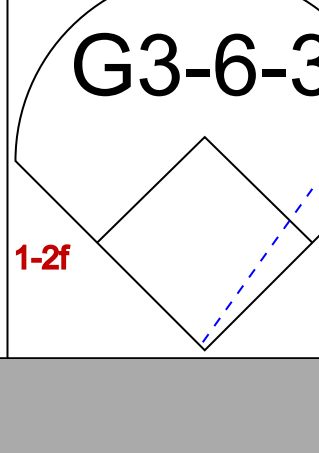

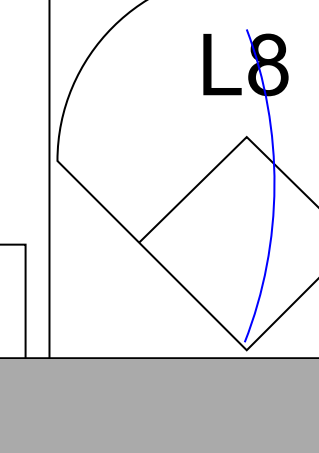
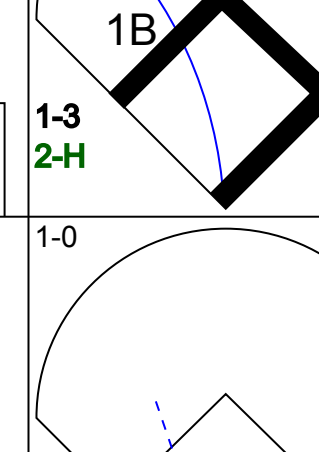

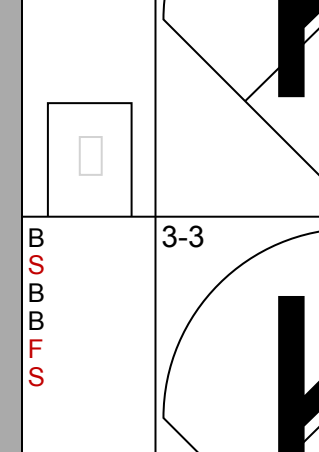
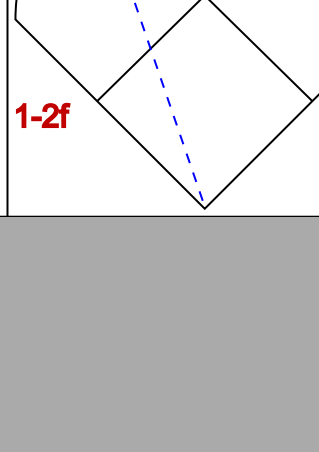

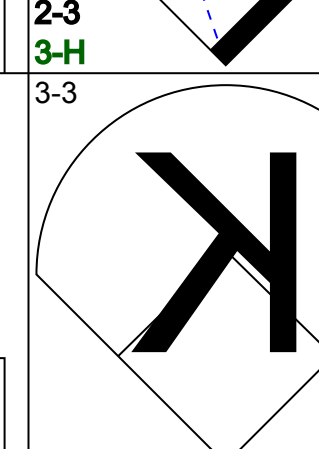

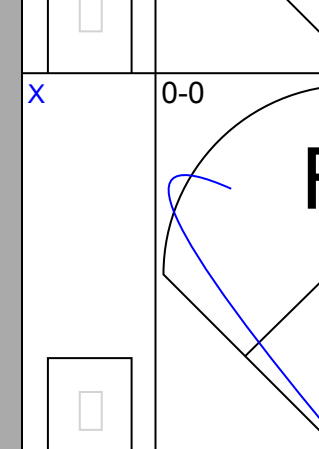





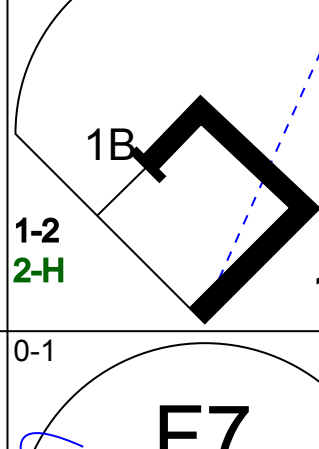
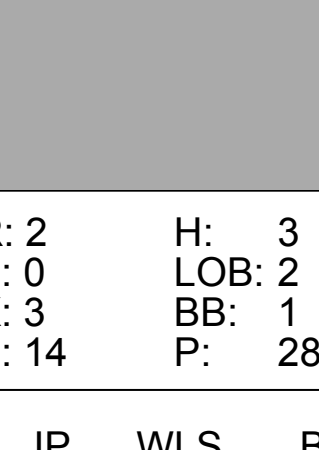
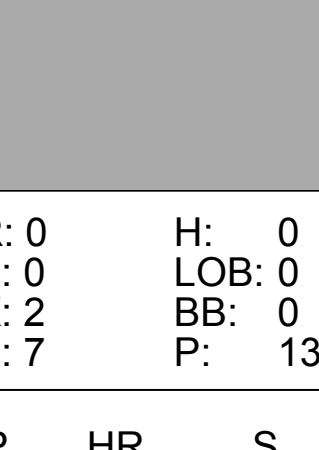
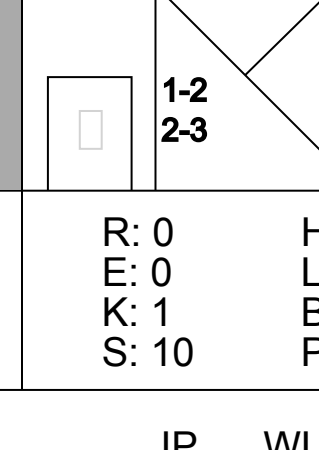
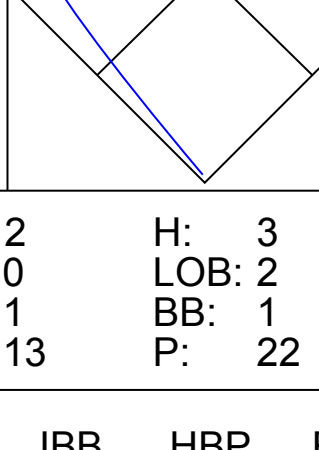
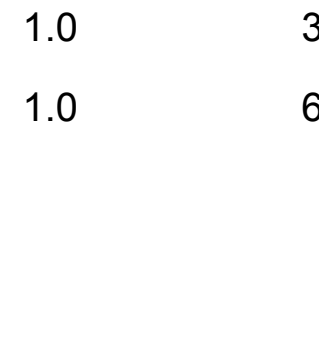















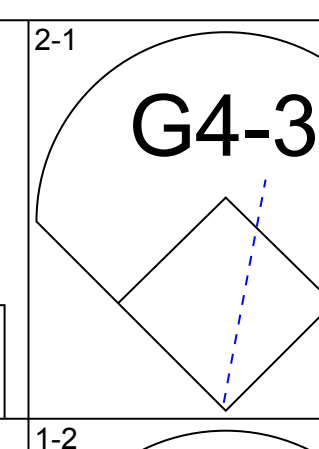
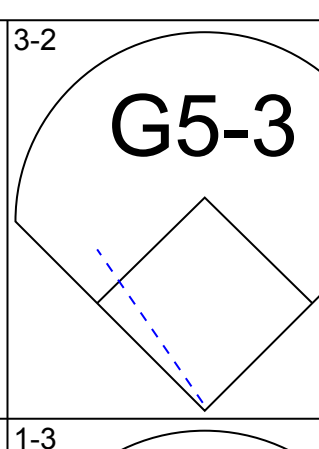
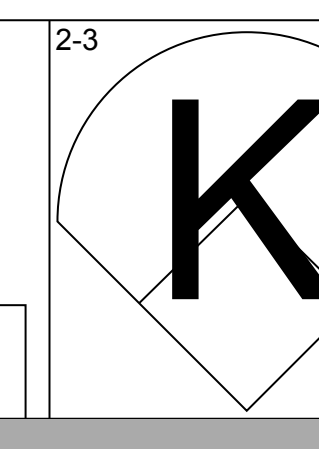
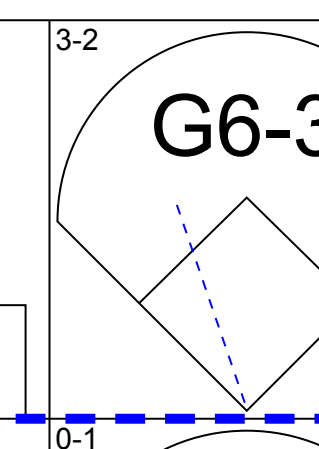
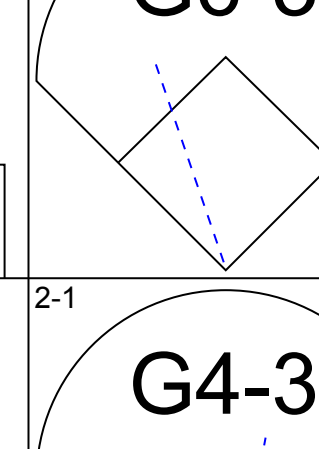
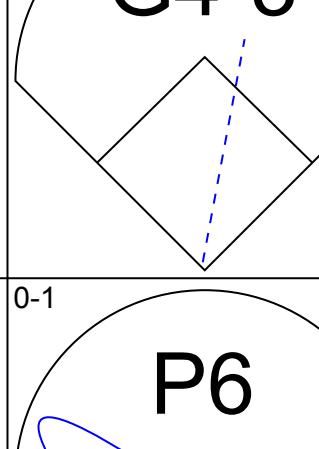
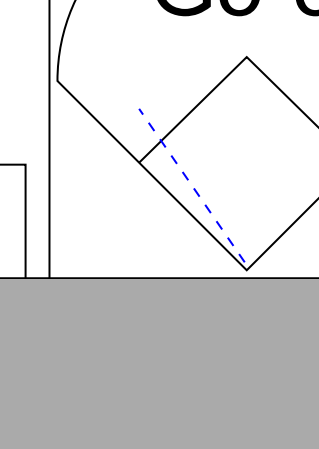
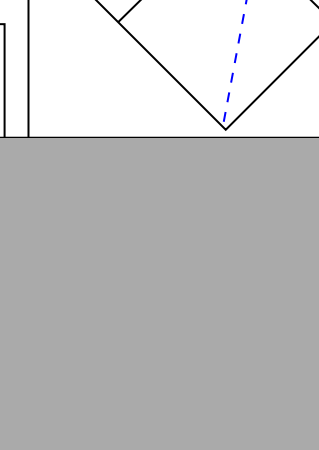
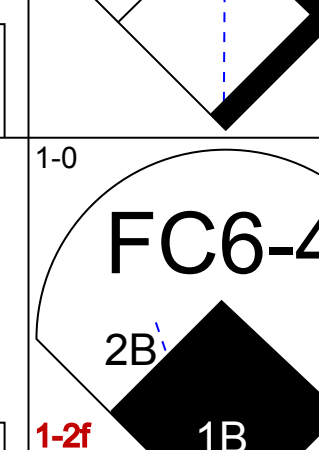
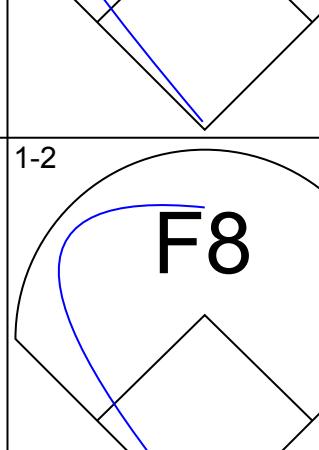
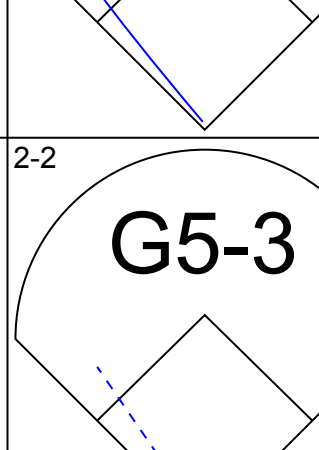
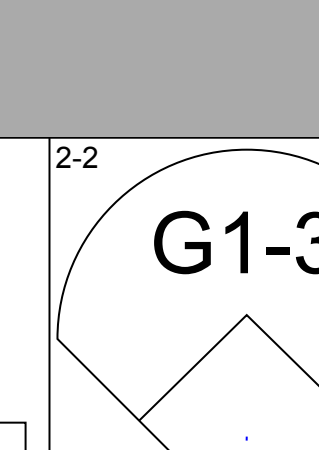
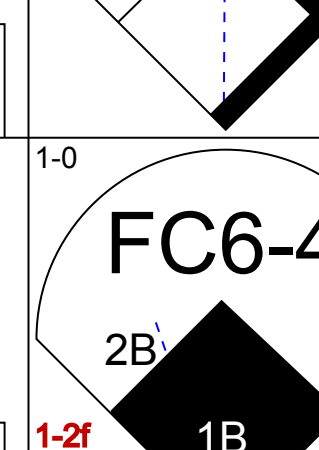

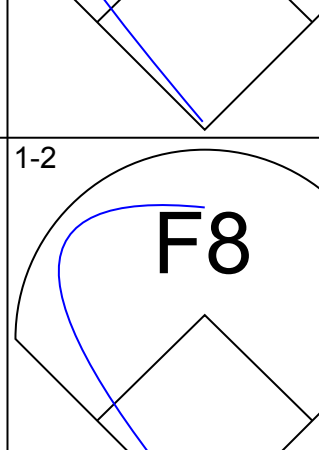
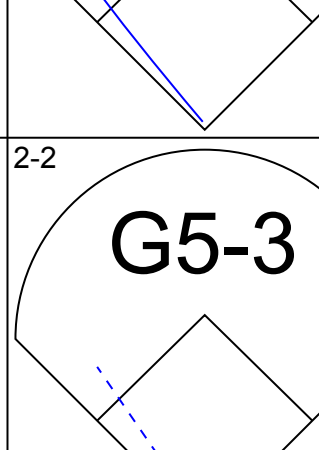
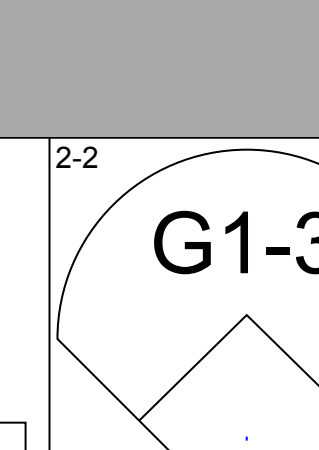
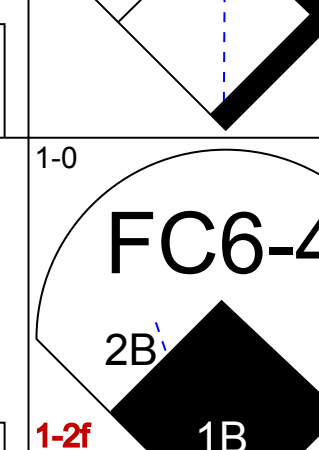

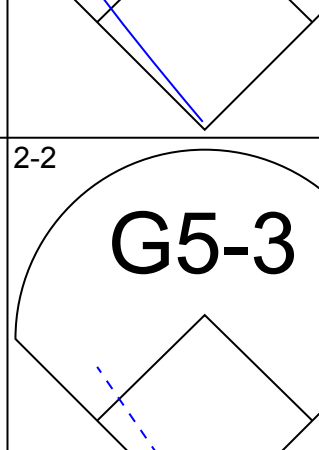
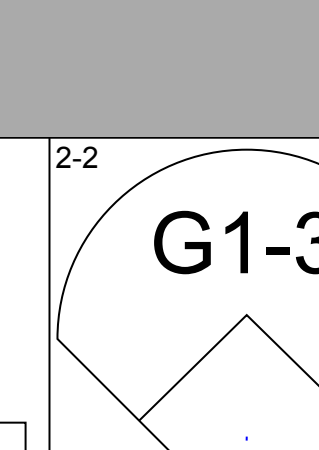
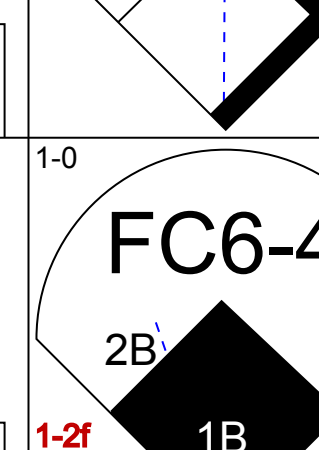

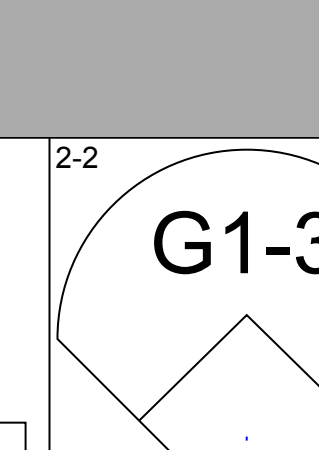
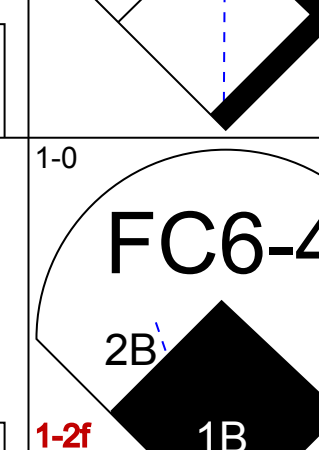










Batter	1	2	3	4	5	6	7	8	9	AB	R	H	RBI	BB	SO	LOB	TOP					
Darren Bragg, L (1, 8) OBP: 0.351, SLG: 0.337										5	0	1	1	0	2	3	<b>St. Louis Cardinals @ San Diego Padres</b> Qualcomm Stadium, San Diego, CA Tue May 18 1999, 10:05 PM EDT Att: 29,222 - Unknown - 64 F					
Edgar Renteria, R (1, 6) OBP: 0.316, SLG: 0.350										4	0	0	0	0	1	0						
Mark McGwire, R (1, 3) OBP: 0.388, SLG: 0.475										2	1	0	0	2	2	0						
Ray Lankford, L (1, 7) OBP: 0.441, SLG: 0.774										4	1	2	0	0	0	1						
Fernando Tatis, R (1, 5) OBP: 0.417, SLG: 0.612										3	1	1	1	1	1	1						
Eric Davis, R (1, 9) OBP: 0.361, SLG: 0.438										3	0	1	1	1	2	1						
Eli Marrero, R (1, 2) OBP: 0.294, SLG: 0.407										4	1	1	0	0	1	3						
Joe McEwing, R (1, 4) OBP: 0.410, SLG: 0.459										3	1	2	1	1	0	0						
Darren Oliver, R (1, 1) OBP: 0.350, SLG: 0.368										2	0	1	0	0	1	0						
Lance Painter, L (8, 1)										0	0	0	0	0	0	0						
Manny Aybar, R (8, 1) OBP: 0.143, SLG: 0.143										0	0	0	0	0	0	0						
Willie McGee, S (9, PH) OBP: 0.371, SLG: 0.296										1	0	0	0	0	0	2						
Ricky Bottalico, L (9, 1)										0	0	0	0	0	0	0						
<b>Inning Stats</b>	R: 2 E: 0 K: 3 S: 14	H: 3 LOB: 2 BB: 1 P: 28	R: 0 E: 0 K: 1 S: 10	H: 0 LOB: 0 BB: 0 P: 13	R: 0 E: 0 K: 0 S: 6	H: 0 LOB: 0 BB: 1 P: 12	R: 0 E: 0 K: 2 S: 7	H: 0 LOB: 0 BB: 0 P: 13	R: 1 E: 0 K: 0 S: 7	H: 2 LOB: 0 BB: 0 P: 11	R: 0 E: 0 K: 1 S: 7	H: 1 LOB: 0 BB: 0 P: 13	R: 0 E: 0 K: 1 S: 10	H: 0 LOB: 2 BB: 2 P: 20	R: 0 E: 0 K: 1 S: 9	H: 0 LOB: 0 BB: 0 P: 12	R: 2 E: 0 K: 1 S: 13	H: 3 LOB: 2 BB: 1 P: 22	1B: 8 2B: 1 3B: 0 HR: 0	SF: 0 SAC: 1 DP: 3 HBP: 0	WP: 0 PB: 0 SB: 0 CS: 0	PA: 37
<b>PITCHER</b>	IP WLS BF H R ER SO BB IBB HBP BLK WP HR S P ERA WHIP																					
Matt Clement, R (1, 1) ERA: 4.58	7.0 L 28 6 3 3 8 4 0 0 0 0 0 0 61 110 3.86 1.429																					
Donne Wall, R (8, 1) ERA: 2.3	1.0 3 0 0 0 1 0 0 0 0 0 0 0 9 12 0.00 0.000																					
Dan Miceli, R (9, 1) ERA: 5.4	1.0 6 3 2 2 1 1 0 0 0 0 0 0 13 22 18.00 4.000																					

AB	31
R	5
H	9
RBI	4
BB	5
SO	10
LOB	11



Batter	1	2	3	4	5	6	7	8	9	AB	R	H	RBI	BB	SO	LOB	BOTTOM					
Quilvio Veras, S (1, 4) OBP: 0.321, SLG: 0.283										4	0	0	0	0	1	1	<b>St. Louis Cardinals @ San Diego Padres</b> Qualcomm Stadium, San Diego, CA Tue May 18 1999, 10:05 PM EDT Att: 29,222 - Unknown - 64 F					
Reggie Sanders, R (1, 7) OBP: 0.368, SLG: 0.514										4	0	0	0	0	1	1						
Dan Miceli, R (9, 1)										0	0	0	0	0	0	0						
Tony Gwynn, L (1, 9) OBP: 0.415, SLG: 0.489										4	0	1	0	0	0	0						
Jim Leyritz, R (1, 3) OBP: 0.340, SLG: 0.500										4	1	0	0	0	0	1						
Phil Nevin, R (1, 2) OBP: 0.322, SLG: 0.510										3	1	1	0	1	0	0						
Eric Owens, R (1, 8) OBP: 0.343, SLG: 0.444										3	0	1	2	0	0	1						
George Arias, R (1, 5) OBP: 0.289, SLG: 0.472										2	0	0	0	1	0	2						
Chris Gomez, R (1, 6) OBP: 0.286, SLG: 0.256										3	0	1	0	0	0	1						
Matt Clement, R (1, 1) OBP: 0.125, SLG: 0.125										1	0	0	0	0	1	0						
Donne Wall, R (8, 1)										0	0	0	0	0	0	0						
Ruben Rivera, R (8, PH) OBP: 0.193, SLG: 0.321										1	0	0	0	0	0	0						
<b>Inning Stats</b>	R: 0 E: 0 K: 0 S: 7	H: 0 LOB: 0 BB: 0 P: 12	R: 0 E: 0 K: 0 S: 8	H: 0 LOB: 1 BB: 0 P: 15	R: 0 E: 0 K: 1 S: 12	H: 1 LOB: 0 BB: 0 P: 18	R: 2 E: 0 K: 0 S: 5	H: 3 LOB: 0 BB: 0 P: 8	R: 0 E: 0 K: 2 S: 10	H: 0 LOB: 0 BB: 0 P: 14	R: 0 E: 0 K: 0 S: 6	H: 0 LOB: 0 BB: 0 P: 7	R: 0 E: 0 K: 0 S: 4	H: 0 LOB: 1 BB: 2 P: 13	R: 0 E: 0 K: 0 S: 6	H: 0 LOB: 0 BB: 0 P: 10	R: 0 E: 0 K: 0 S: 6	H: 0 LOB: 0 BB: 0 P: 12	1B: 2 2B: 2 3B: 0 HR: 0	SF: 0 SAC: 1 DP: 2 HBP: 0	WP: 0 PB: 0 SB: 0 CS: 0	PA: 32
<b>PITCHER</b>	IP WLS BF H R ER SO BB IBB HBP BLK WP HR S P ERA WHIP																					
Darren Oliver, L (1, 1) ERA: 3.25	7.0 W 26 4 2 2 3 2 0 0 0 0 0 0 4 8 2.57 0.857																					
Lance Painter, L (8, 1) ERA: 7.2	0.2 H 2 0 0 0 0 0 0 0 0 0 0 0 4 8 0.00 0.000																					
Manny Aybar, R (8, 1) ERA: 4.88	0.1 H 1 0 0 0 0 0 0 0 0 0 0 0 2 2 0.00 0.000																					
Ricky Bottalico, R (9, 1) ERA: 1.37	1.0 S 3 0 0 0 0 0 0 0 0 0 0 0 6 12 0.00 0.000																					

AB	29
R	2
H	4
RBI	2
BB	2
SO	3
LOB	7









Batter	1	2	3	4	5	6	7	8	9	AB R H RBI BB SO LOB	TOP											
Joe McEwing, R OBP: 0.406, SLG: 0.469 (1, 7)	1-1 L7		2-2 F9			0-0 S 2B 1B	2-2 HR		2-1 L5	5 2 2 1 0 0 0	<b>St. Louis Cardinals @ San Diego Padres</b> Qualcomm Stadium, San Diego, CA Thu May 20 1999, 5:05 PM EDT Att: 33,316 - Unknown - 68 F  <b>AB 36</b> <b>R 6</b> <b>H 9</b> <b>RBI 6</b> <b>BB 2</b> <b>SO 9</b> <b>LOB 8</b>											
Edgar Renteria, R OBP: 0.315, SLG: 0.346 (1, 6)	1-0 F8			2-1 P6		1-2 SAFE S 2B 1B	0-1 L1		0-0 G5-3	5 1 1 0 0 0 0												
Mark McGwire, R OBP: 0.410, SLG: 0.543 (1, 3)	4-2 BB			1-1 HR		2-3 K	1-1 1B			3 1 2 1 1 1 2												
Fernando Tatis, R OBP: 0.408, SLG: 0.593 Willie McGee, S OBP: 0.375, SLG: 0.304 (6, 7)	3-3 K			2-3 K		2-2 HR 2B	1-3 K			3 1 1 2 0 2 1 1 0 0 0 0 1 1												
Eric Davis, R OBP: 0.354, SLG: 0.446 Scott Radinsky, L Ricky Bottalico, L (7, 1) (8, 1)	1-0 P3			0-3 K		1-1 HR	0-0 F9			4 1 1 2 0 1 1 0 0 0 0 0 0 0 0 0 0 0 0 0 0												
Shawon Dunston, R OBP: 0.356, SLG: 0.512 (6, 5)	0-3 K			2-2 G6-3		2-1 F9		1-0 F7		4 0 0 0 0 1 0												
Eli Marrero, R OBP: 0.293, SLG: 0.410 (1, 2)	0-2 G6-3			2-2 G1-3		0-0 2B		3-2 L8		4 0 1 0 0 0 0												
Placido Polanco, R OBP: 0.337, SLG: 0.329 (1, 4)			1-1 F9		2-1 1B	4-0 IBB		0-2 P8		3 0 1 0 1 0 0												
Kent Bottenfield, R OBP: 0.136, SLG: 0.136 Darren Bragg, L OBP: 0.350, SLG: 0.330 (7, 9)			0-3 K		1-3 K	1-3 K		2-0 F7		3 0 0 0 0 3 3 1 0 0 0 0 0 0												
<b>Inning Stats</b>	R: 0 E: 0 K: 1 S: 8	H: 0 LOB: 1 BB: 1 P: 17	R: 0 E: 0 K: 1 S: 8	H: 0 LOB: 0 BB: 0 P: 9	R: 0 E: 0 K: 1 S: 9	H: 0 LOB: 0 BB: 0 P: 12	R: 1 E: 0 K: 2 S: 10	H: 1 LOB: 0 BB: 0 P: 15	R: 0 E: 0 K: 1 S: 11	H: 1 LOB: 1 BB: 0 P: 18		R: 4 E: 0 K: 2 S: 20	H: 5 LOB: 2 BB: 1 P: 33	R: 1 E: 0 K: 1 S: 13	H: 2 LOB: 1 BB: 0 P: 17	R: 0 E: 0 K: 0 S: 9	H: 0 LOB: 0 BB: 0 P: 13	R: 0 E: 0 K: 0 S: 4	H: 0 LOB: 0 BB: 0 P: 8	1B: 4 2B: 2 3B: 0 HR: 3	SF: 0 SAC: 0 DP: 0 HBP: 0	WP: 0 PB: 0 SB: 2 CS: 0
<b>PITCHER</b>	IP WLS BF H R ER SO BB IBB HBP BLK WP HR S P ERA WHIP											IP WLS BF H R ER SO BB IBB HBP BLK WP HR S P ERA WHIP										
Sterling Hitchcock, L ERA: 5.02 Donne Wall, R ERA: 2.55 Trevor Hoffman, R ERA: 2.93 (1, 1) (7, 1) (9, 1)	6.0 L 27 7 5 5 8 1 1 0 0 0 2 66 104 7.50 1.333																					

Batter	1	2	3	4	5	6	7	8	9	AB R H RBI BB SO LOB	BOTTOM									
Quiuvio Veras, S OBP: 0.327, SLG: 0.305 (1, 4)	1-1 F7		2-2 G4-3			4-2 BB			1-2 G4-3	4 0 1 0 1 0 0	<b>St. Louis Cardinals @ San Diego Padres</b> Qualcomm Stadium, San Diego, CA Thu May 20 1999, 5:05 PM EDT Att: 33,316 - Unknown - 68 F  <b>AB 34</b> <b>R 4</b> <b>H 9</b> <b>RBI 4</b> <b>BB 4</b> <b>SO 7</b> <b>LOB 14</b>									
Eric Owens, R OBP: 0.342, SLG: 0.464 (9, 8)	0-0 L9		1-2 1B		2-2 F8		1-1 3B		1-2 G3-1 1B	5 0 2 0 0 0 3										
Tony Gwynn, L OBP: 0.395, SLG: 0.464 (1, 9)	3-1 G6-3		2-2 SAFE SAFE SAFE G3			0-1 G6-3	0-0 L6		1-0 F8	5 0 0 0 0 0 4										
Dave Magadan, L OBP: 0.363, SLG: 0.366 (1, 5)		2-2 CS 2B		1-1 G4-3		4-1 BB 1B BB	3-2 G3-1			3 1 1 0 1 0 1										
John Vander Wal, L OBP: 0.378, SLG: 0.429 (1, 3)		4-2 1B BB		1-1 FC5-4 1B		4-1 1B SF8 BB		2-3 K		2 1 1 0 2 1 0										
Jim Leyritz, R OBP: 0.350, SLG: 0.506 Phil Nevin, R OBP: 0.338, SLG: 0.491 (1, 2) (8, 2) (9, 7)		3-2 SAFE SAFE SAFE 1B		1-1 SAFE SAFE SAFE K		0-1 K		0-0 G3		3 1 2 1 0 1 1 1 0 0 0 0 0 0										
Ruben Rivera, R OBP: 0.187, SLG: 0.299 Trevor Hoffman, R OBP: 0.444, SLG: 0.509 (1, 8) (9, 1)		2-3 K		1-0 FC5-4		3-2 SF8		0-0 F8		3 0 0 1 0 1 3 0 0 0 0 0 0 0										
Damian Jackson, R OBP: 0.294, SLG: 0.365 (1, 6)		1-3 K			2-3 K	0-0 HR		2-2 G4-3		4 1 1 2 0 2 2										
Sterling Hitchcock, L ERA: 3.33 George Arias, R OBP: 0.279, SLG: 0.425 Donne Wall, R Greg Myers, L OBP: 0.444, SLG: 0.509 (6, PH) (7, 1) (9, 2)			2-3 K		0-0 P5	0-3 K		3-1 G3-1 1B		2 0 0 0 0 1 0 1 0 0 0 0 1 0 0 0 0 0 0 0 0 1 0 1 0 0 0 0										
<b>Inning Stats</b>	R: 0 E: 0 K: 0 S: 5	H: 2 LOB: 2 BB: 1 P: 27	R: 0 E: 0 K: 2 S: 15	H: 1 LOB: 1 BB: 0 P: 20	R: 0 E: 0 K: 1 S: 9	H: 1 LOB: 1 BB: 0 P: 14	R: 0 E: 0 K: 1 S: 10	H: 0 LOB: 1 BB: 1 P: 18	R: 4 E: 0 K: 1 S: 15	H: 2 LOB: 0 BB: 2 P: 26		R: 0 E: 0 K: 0 S: 13	H: 1 LOB: 1 BB: 0 P: 18	R: 0 E: 0 K: 1 S: 5	H: 0 LOB: 0 BB: 0 P: 7	R: 0 E: 0 K: 0 S: 14	H: 2 LOB: 2 BB: 0 P: 24	1B: 6 2B: 1 3B: 1 HR: 1	SF: 1 SAC: 0 DP: 0 HBP: 0	WP: 0 PB: 0 SB: 0 CS: 1
<b>PITCHER</b>	IP WLS BF H R ER SO BB IBB HBP BLK WP HR S P ERA WHIP											IP WLS BF H R ER SO BB IBB HBP BLK WP HR S P ERA WHIP								
Kent Bottenfield, R ERA: 3.33 Scott Radinsky, L ERA: 5.4 Ricky Bottalico, R ERA: 2.53 (1, 1) (7, 1) (8, 1)	6.1 W 29 7 4 4 6 4 0 0 0 0 0 0 11 16 0.00 0.000																			



Batter	1	2	3	4	5	6	7	8	9	AB	R	H	RBI	BB	SO	LOB	TOP						
Mike Cameron, R (1, 8) OBP: 0.365, SLG: 0.477										4	0	1	0	0	2	2	<p><b>Cincinnati Reds @ San Diego Padres</b> Qualcomm Stadium, San Diego, CA Fri May 21 1999, 10:05 PM EDT Att: 21,951 - Cloudy - 60 F</p> <p>livebaseballscorecards.com</p> <p>AB 36 R 4 H 10 RBI 4 BB 2 SO 12 LOB 16</p>						
Barry Larkin, R (1, 6) OBP: 0.327, SLG: 0.404										4	0	1	0	1	0	3							
Sean Casey, L (1, 3) OBP: 0.449, SLG: 0.713										5	0	2	1	0	1	4							
Greg Vaughn, R (1, 7) OBP: 0.304, SLG: 0.424										4	0	0	0	0	3	3							
Jeffrey Hammonds, R (1, 9) OBP: 0.264, SLG: 0.417										4	0	0	0	0	3	1							
Eddie Taubensee, L (1, 2) OBP: 0.305, SLG: 0.402										3	0	0	0	1	1	1							
Mark Lewis, R (1, 5) OBP: 0.321, SLG: 0.519										4	1	1	1	0	0	1							
Pokey Reese, R (1, 4) OBP: 0.360, SLG: 0.441										4	2	3	0	0	0	0							
Brett Tomko, R (1, 1) OBP: 0.182, SLG: 0.182										1	0	0	0	0	1	1							
Scott Sullivan, R (4, 1)										1	0	0	0	0	1	0							
Dmitri Young, S (7, PH) OBP: 0.225, SLG: 0.263										1	1	1	1	0	0	0							
Danny Graves, R (7, 1)										0	0	0	0	0	0	0							
Hal Morris, L (9, PH) OBP: 0.482, SLG: 0.500										1	0	1	1	0	0	0							
<b>Inning Stats</b>	R: 0 E: 0 K: 1 S: 8	H: 1 LOB: 1 BB: 0 P: 15	R: 0 E: 0 K: 1 S: 7	H: 0 LOB: 0 BB: 0 P: 11	R: 0 E: 0 K: 1 S: 6	H: 1 LOB: 2 BB: 1 P: 12	R: 0 E: 0 K: 2 S: 10	H: 0 LOB: 1 BB: 0 P: 19	R: 0 E: 0 K: 1 S: 10	H: 1 LOB: 1 BB: 0 P: 13	R: 0 E: 0 K: 2 S: 16	H: 1 LOB: 1 BB: 0 P: 26	R: 3 E: 0 K: 2 S: 19	H: 4 LOB: 1 BB: 0 P: 30	R: 0 E: 0 K: 1 S: 7	H: 0 LOB: 0 BB: 0 P: 12		R: 1 E: 0 K: 1 S: 9	H: 2 LOB: 1 BB: 0 P: 14	1B: 7 2B: 2 3B: 0 HR: 1	SF: 0 SAC: 1 DP: 0 HBP: 0	WP: 0 PB: 0 SB: 1 CS: 0	PA: 39
<b>PITCHER</b>	IP WLS BF H R ER SO BB IBB HBP BLK WP HR S P ERA WHIP																						
Woody Williams, R (1, 1) ERA: 3.49	6.0 W 26 6 2 2 8 2 0 0 0 0 1 63 104 3.00 1.333																						
Brian Boehringer, R (7, 1) ERA: 3.28	1.1 H 6 2 1 1 3 0 0 0 0 0 0 17 27 6.75 1.500																						
Ed Vosberg, L (8, 1) ERA: 5.68	0.1 H 1 0 0 0 0 0 0 0 0 0 0 1 3 0.00 0.000																						
Dan Miceli, R (8, 1) ERA: 4.96	0.1 H 1 0 0 0 0 0 0 0 0 0 0 2 4 0.00 0.000																						
Trevor Hoffman, R (9, 1) ERA: 3.31	1.0 S 5 2 1 1 1 0 0 0 0 0 0 9 14 9.00 2.000																						

Batter	1	2	3	4	5	6	7	8	9	AB	R	H	RBI	BB	SO	LOB	BOTTOM			
Quilvio Veras, S (1, 4) OBP: 0.329, SLG: 0.308										5	1	2	0	0	2	3	<p><b>Cincinnati Reds @ San Diego Padres</b> Qualcomm Stadium, San Diego, CA Fri May 21 1999, 10:05 PM EDT Att: 21,951 - Cloudy - 60 F</p> <p>livebaseballscorecards.com</p> <p>AB 32 R 5 H 10 RBI 4 BB 4 SO 5 LOB 20</p>			
Eric Owens, R (1, 7) OBP: 0.351, SLG: 0.472										3	1	1	0	1	0	1				
Tony Gwynn, L (1, 9) OBP: 0.392, SLG: 0.461										1	0	0	0	0	0	1				
Phil Nevin, R (2, 7) OBP: 0.324, SLG: 0.466										3	0	0	1	0	0	2				
Dave Magadan, L (1, 5) OBP: 0.368, SLG: 0.381										4	1	2	0	0	0	2				
John Vander Wal, L (1, 3) OBP: 0.395, SLG: 0.431										2	1	1	0	2	1	1				
Trevor Hoffman, R (9, 1)										0	0	0	0	0	0	0				
Greg Myers, L (1, 2) OBP: 0.418, SLG: 0.475										4	0	0	0	0	1	4				
Ruben Rivera, R (1, 8) OBP: 0.211, SLG: 0.319										4	0	3	1	0	0	0				
Damian Jackson, R (1, 6) OBP: 0.303, SLG: 0.403										3	1	1	1	1	0	3				
Woody Williams, R (1, 1) ERA: 6.1										3	0	0	0	0	1	3				
Brian Boehringer, S (7, 1) ERA: 1.99										0	0	0	0	0	0	0				
Ed Vosberg, L (8, 1)										0	0	0	0	0	0	0				
Dan Miceli, R (8, 1)										0	0	0	0	0	0	0				
Ed Giovanola, L (9, 9) ERA: 3.45										0	0	0	1	0	0	0				
<b>Inning Stats</b>	R: 0 E: 0 K: 0 S: 11	H: 1 LOB: 0 BB: 0 P: 16	R: 1 E: 0 K: 0 S: 12	H: 2 LOB: 2 BB: 1 P: 22	R: 2 E: 0 K: 0 S: 9	H: 2 LOB: 1 BB: 1 P: 16	R: 0 E: 0 K: 1 S: 10	H: 1 LOB: 1 BB: 0 P: 15	R: 0 E: 0 K: 1 S: 9	H: 1 LOB: 1 BB: 0 P: 15	R: 1 E: 0 K: 1 S: 9	H: 1 LOB: 0 BB: 1 P: 16	R: 0 E: 0 K: 0 S: 8	H: 0 LOB: 1 BB: 1 P: 12	R: 1 E: 0 K: 2 S: 11	H: 2 LOB: 2 BB: 1 P: 17	1B: 7 2B: 2 3B: 0 HR: 1	SF: 1 SAC: 0 DP: 1 HBP: 0	WP: 0 PB: 0 SB: 3 CS: 0	PA: 37
<b>PITCHER</b>	IP WLS BF H R ER SO BB IBB HBP BLK WP HR S P ERA WHIP																			
Brett Tomko, R (1, 1) ERA: 6.1	3.0 L 15 3 3 3 0 2 0 0 0 0 0 1 28 46 9.00 2.333																			
Scott Sullivan, R (4, 1) ERA: 1.99	3.0 12 3 1 1 3 0 0 0 0 0 0 1 28 46 3.00 1.000																			
Danny Graves, R (7, 1) ERA: 3.45	2.0 10 2 1 1 2 2 0 0 0 0 0 0 19 29 4.50 2.000																			



Batter	1	2	3	4	5	6	7	8	9	AB	R	H	RBI	BB	SO	LOB	TOP					
Mike Cameron, R (1, 8) OBP: 0.362, SLG: 0.477	F8		G5-3		FC5-2		2B			4	0	1	0	0	0	3	<b>Cincinnati Reds @ San Diego Padres</b> Qualcomm Stadium, San Diego, CA Sat May 22, 1999, 10:05 PM EDT Att: 49,465 - Unknown - 64 F					
Pokey Reese, R (1, 4) OBP: 0.357, SLG: 0.435	G5-3			G3	F9		G6-3			4	1	1	0	0	0	3						
Sean Casey, L (1, 3) OBP: 0.438, SLG: 0.694	K2-3			G3		G3		G4-3		4	0	0	0	0	1	1						
Greg Vaughn, R (1, 7) OBP: 0.309, SLG: 0.430 Michael Tucker, L (8, 9) OBP: 0.269, SLG: 0.339		G5-3		G3			F7			3	0	1	1	1	0	0						
Barry Larkin, R (1, 6) OBP: 0.325, SLG: 0.400				P3		G6-3		P8		4	0	1	0	0	0	2						
Mark Lewis, R (1, 5) OBP: 0.318, SLG: 0.506		G6-4-3		F7						4	0	1	0	0	0	2						
Jeffrey Hammonds, R (1, 9) OBP: 0.263, SLG: 0.404			G1-3		SH1-4		FC5-4		G5-3	4	1	1	0	0	0	1						
Eddie Taubensee, L (1, 2) OBP: 0.313, SLG: 0.407			SH1-4		FC5-2		K		G4-3	4	0	2	0	0	1	1						
Pete Harnisch, S (1, 1) OBP: 0.111, SLG: 0.278			SH1-4		SH1-4					1	1	1	2	0	0	0						
<b>Inning Stats</b>	R: 0 E: 0 K: 1 S: 5	H: 0 LOB: 0 BB: 0 P: 7	R: 0 E: 0 K: 0 S: 9	H: 1 LOB: 0 BB: 0 P: 13	R: 0 E: 0 K: 0 S: 11	H: 1 LOB: 0 BB: 0 P: 16	R: 1 E: 0 K: 0 S: 10	H: 2 LOB: 1 BB: 0 P: 19	R: 0 E: 0 K: 0 S: 11	H: 2 LOB: 2 BB: 0 P: 16	R: 0 E: 0 K: 0 S: 6	H: 0 LOB: 0 BB: 1 P: 13	R: 2 E: 0 K: 1 S: 12	H: 3 LOB: 1 BB: 0 P: 16	R: 0 E: 0 K: 0 S: 3	H: 0 LOB: 0 BB: 0 P: 7		R: 0 E: 0 K: 0 S: 6	H: 0 LOB: 0 BB: 0 P: 11	1B: 6 2B: 2 3B: 0 HR: 1	SF: 0 SAC: 2 DP: 1 HBP: 0	WP: 0 PB: 0 SB: 2 CS: 1
<b>PITCHER</b>	IP	WLS	BF	H	R	ER	SO	BB	IBB	HBP	BLK	WP	HR	S	P	ERA	WHIP					
Heath Murray, L (1, 1) ERA: 4.05	6.2	L	28	9	3	3	2	1	0	0	0	0	1	61	95	4.05	1.500					
Donnie Wall, R (7, 1) ERA: 2.37	1.1		4	0	0	0	0	0	0	0	0	0	0	6	12	0.00	0.000					
Carlos Reyes, R (9, 1) ERA: 4.15	1.0		3	0	0	0	0	0	0	0	0	0	0	6	11	0.00	0.000					

AB	32
R	3
H	9
RBI	3
BB	1
SO	2
LOB	13



Batter	1	2	3	4	5	6	7	8	9	AB	R	H	RBI	BB	SO	LOB	BOTTOM					
Quilvio Veras, S (1, 4) OBP: 0.340, SLG: 0.324					K					3	0	2	0	1	1	1	<b>Cincinnati Reds @ San Diego Padres</b> Qualcomm Stadium, San Diego, CA Sat May 22, 1999, 10:05 PM EDT Att: 49,465 - Unknown - 64 F					
Eric Owens, R (1, 9) OBP: 0.333, SLG: 0.447	L4		K2-3			F9		G4-3		4	0	0	0	0	1	3						
Reggie Sanders, R (1, 7) OBP: 0.351, SLG: 0.478	G6-3				G6-3		G5-3		F9	4	0	0	0	0	0	1						
Dave Magadan, L (1, 3) OBP: 0.364, SLG: 0.386	F8					L8		G3-1		4	0	1	0	0	0	1						
Greg Myers, L (1, 2) OBP: 0.394, SLG: 0.444		G3			F9		L4		F7	4	0	0	0	0	0	1						
George Arias, R (1, 5) OBP: 0.281, SLG: 0.395		F8			F8		F9			3	0	0	0	0	0	1						
Ruben Rivera, R (1, 8) OBP: 0.204, SLG: 0.309			K		G6-3		G5-3			3	0	0	0	0	1	0						
Damian Jackson, R (1, 6) OBP: 0.293, SLG: 0.388			B3		P3			F8		3	0	0	0	0	0	0						
Heath Murray, L (1, 1) Donnie Wall, R (7, 1) John Vander Wal, L (8, PH) OBP: 0.391, SLG: 0.425 Carlos Reyes, S (9, 1)			K					G6-3		1	0	0	0	1	1	0						
<b>Inning Stats</b>	R: 0 E: 0 K: 0 S: 8	H: 1 LOB: 1 BB: 0 P: 13	R: 0 E: 0 K: 1 S: 8	H: 0 LOB: 0 BB: 0 P: 11	R: 0 E: 0 K: 2 S: 9	H: 0 LOB: 1 BB: 1 P: 15	R: 0 E: 0 K: 0 S: 8	H: 1 LOB: 1 BB: 0 P: 13	R: 0 E: 0 K: 1 S: 8	H: 0 LOB: 1 BB: 1 P: 13	R: 0 E: 0 K: 0 S: 6	H: 0 LOB: 0 BB: 0 P: 6	R: 0 E: 0 K: 0 S: 9	H: 0 LOB: 0 BB: 0 P: 13	R: 0 E: 0 K: 0 S: 8	H: 1 LOB: 1 BB: 0 P: 14		R: 0 E: 0 K: 0 S: 6	H: 0 LOB: 0 BB: 0 P: 7	1B: 1 2B: 2 3B: 0 HR: 0	SF: 0 SAC: 0 DP: 0 HBP: 0	WP: 0 PB: 0 SB: 1 CS: 0
<b>PITCHER</b>	IP	WLS	BF	H	R	ER	SO	BB	IBB	HBP	BLK	WP	HR	S	P	ERA	WHIP					
Pete Harnisch, R (1, 1) ERA: 3.16	9.0	W	32	3	0	0	4	2	0	0	0	0	0	70	105	0.00	0.556					

AB	30
R	0
H	3
RBI	0
BB	2
SO	4
LOB	8





Batter	1	2	3	4	5	6	7	8	9	AB	R	H	RBI	BB	SO	LOB	TOP					
Mike Cameron, R (1, 8) OBP: 0.352, SLG: 0.463	G6-3		K		L7		G5-3		K	5	0	0	0	0	2	0	<p>Cincinnati Reds @ San Diego Padres Qualcomm Stadium, San Diego, CA</p> <p>Sun May 23 1999, 5:05 PM EDT Att: 32,761 - Unknown - 67 F</p> <p>livebaseballscores.com</p>					
Pokey Reese, R (1, 4) OBP: 0.345, SLG: 0.419	P9		G5-3		P4		F7		K	5	0	0	0	0	1	0						
Hal Morris, L (1, 3) OBP: 0.467, SLG: 0.458	G4-3				G1-5-3 2B		G3		FC5-4 BB	2	1	0	0	2	0	0						
Greg Vaughn, R (1, 7) OBP: 0.392, SLG: 0.418 Scott Williamson, R (7, 1)	F9		K		E4 G3-1 BB 1B		FC5-4			4	1	0	0	0	1	2						
Barry Larkin, R (1, 6) OBP: 0.324, SLG: 0.392	F7		G1-5-3		G3-1 BB 1B		F9			3	1	0	0	1	0	1						
Michael Tucker, L (1, 9) OBP: 0.296, SLG: 0.409	1B 3B		2B 2B		G3-1 1-2 2-3		1B 1B			4	3	3	1	0	0	2						
Eddie Taubensee, L (1, 2) OBP: 0.340, SLG: 0.436	1B		2B		1B IBB		1B 1B			3	0	3	3	1	0	0						
Chris Stynes, R (1, 5) OBP: 0.240, SLG: 0.050 Dmitri Young, S (6, PH) Mark Lewis, R (6, 5) OBP: 0.314, SLG: 0.500	G4-3		K		G3-1 1-3 2-H 3-H		G6-4-3			2	0	0	0	0	1	2						
Steve Avery, L (1, 1) OBP: 0.063, SLG: 0.063 Jeffrey Hammonds, R (7, 7) OBP: 0.259, SLG: 0.359	G5-3		K		G2-3		K			3	0	0	0	0	1	2						
										1	0	0	0	0	1	0						
<b>Inning Stats</b>	R: 0 E: 0 K: 0 S: 5	H: 0 LOB: 0 BB: 0 P: 9	R: 1 E: 0 K: 0 S: 9	H: 2 LOB: 1 BB: 0 P: 11	R: 0 E: 0 K: 1 S: 6	H: 0 LOB: 0 BB: 0 P: 9	R: 2 E: 0 K: 2 S: 12	H: 2 LOB: 1 BB: 1 P: 24	R: 0 E: 0 K: 1 S: 11	H: 0 LOB: 0 BB: 0 P: 15	R: 2 E: 1 K: 0 S: 8	H: 1 LOB: 2 BB: 2 P: 17	R: 0 E: 0 K: 0 S: 7	H: 0 LOB: 1 BB: 1 P: 13	R: 1 E: 1 K: 0 S: 10	H: 2 LOB: 0 BB: 0 P: 14	R: 0 E: 0 K: 3 S: 9	H: 0 LOB: 0 BB: 0 P: 11	1B: 4 2B: 2 3B: 1 HR: 0	SF: 0 SAC: 0 DP: 1 HBP: 0	WP: 0 PB: 0 SB: 0 CS: 0	PA: 38
<b>PITCHER</b>	IP WLS BF H R ER SO BB IBB HBP BLK WP HR S P ERA WHIP	IP WLS BF H R ER SO BB IBB HBP BLK WP HR S P ERA WHIP	IP WLS BF H R ER SO BB IBB HBP BLK WP HR S P ERA WHIP	IP WLS BF H R ER SO BB IBB HBP BLK WP HR S P ERA WHIP	IP WLS BF H R ER SO BB IBB HBP BLK WP HR S P ERA WHIP	IP WLS BF H R ER SO BB IBB HBP BLK WP HR S P ERA WHIP	IP WLS BF H R ER SO BB IBB HBP BLK WP HR S P ERA WHIP	IP WLS BF H R ER SO BB IBB HBP BLK WP HR S P ERA WHIP	IP WLS BF H R ER SO BB IBB HBP BLK WP HR S P ERA WHIP	IP WLS BF H R ER SO BB IBB HBP BLK WP HR S P ERA WHIP	IP WLS BF H R ER SO BB IBB HBP BLK WP HR S P ERA WHIP	IP WLS BF H R ER SO BB IBB HBP BLK WP HR S P ERA WHIP	IP WLS BF H R ER SO BB IBB HBP BLK WP HR S P ERA WHIP	IP WLS BF H R ER SO BB IBB HBP BLK WP HR S P ERA WHIP	IP WLS BF H R ER SO BB IBB HBP BLK WP HR S P ERA WHIP	IP WLS BF H R ER SO BB IBB HBP BLK WP HR S P ERA WHIP						
Matt Clement, R (1, 1) ERA: 4.47	7.0	31	5	5	3	4	3	1	0	0	0	0	0	0	0	0	3.86	1.143				
Ed Vosberg, L (8, 1) ERA: 5.4	0.1	3	2	1	0	0	0	0	0	0	0	0	0	0	0	0	0.00	6.000				
Dan Miceli, R (8, 1) ERA: 4.5	1.2	4	0	0	0	3	0	0	0	0	0	0	0	0	0	0	0.00	0.000				

Batter	1	2	3	4	5	6	7	8	9	AB	R	H	RBI	BB	SO	LOB	BOTTOM					
Damian Jackson, R (1, 4) OBP: 0.292, SLG: 0.373 Ed Vosberg, L (8, 1) Dan Miceli, R (8, 1) Quilvio Veras, S (9, PH) OBP: 0.338, SLG: 0.321	G5-3		S G1-3 SF9 BB		L3		K		K	3	1	0	0	1	1	1	<p>Cincinnati Reds @ San Diego Padres Qualcomm Stadium, San Diego, CA</p> <p>Sun May 23 1999, 5:05 PM EDT Att: 32,761 - Unknown - 67 F</p> <p>livebaseballscores.com</p>					
Eric Owens, R (1, 9) OBP: 0.316, SLG: 0.425	K		G1-3		G4-3		FC6-4			4	0	0	0	0	1	2						
Reggie Sanders, R (1, 7) OBP: 0.370, SLG: 0.487	1B		CS BB		G5-3 WP 1B		S BB			2	1	2	0	2	0	0						
Phil Nevin, R (1, 2) OBP: 0.306, SLG: 0.443	L6		SF9		F7		F9			3	0	0	1	0	0	3						
George Arias, R (1, 5) OBP: 0.245, SLG: 0.370 Greg Myers, L (8, PH) OBP: 0.389, SLG: 0.438	G5-3		CS		L7		G5-3		K	3	0	0	0	0	0	1						
Dave Magadan, L (1, 3) OBP: 0.377, SLG: 0.382	BB BB		BB BB		BB BB		BB BB		G6-3	1	0	0	0	3	0	1						
Ruben Rivera, R (1, 8) OBP: 0.199, SLG: 0.299 Mike Darr, L (9, PH)	K		K		L8		F9		K	3	0	0	0	0	2	3						
Chris Gomez, R (1, 6) OBP: 0.288, SLG: 0.253 John Vander Wal, L (9, PH) OBP: 0.386, SLG: 0.419	BB		L8		K		K		K	2	0	0	0	1	1	1						
Matt Clement, R (1, 1) OBP: 0.100, SLG: 0.100 Ed Giovanola, L (7, PH)	K		BB		G4-3		FC6-4 BB		S BB	2	0	0	0	0	1	2						
										0	0	0	0	2	0	0						
<b>Inning Stats</b>	R: 0 E: 0 K: 1 S: 8	H: 1 LOB: 1 BB: 0 P: 12	R: 0 E: 0 K: 2 S: 11	H: 0 LOB: 2 BB: 2 P: 23	R: 1 E: 0 K: 0 S: 8	H: 0 LOB: 0 BB: 2 P: 17	R: 0 E: 0 K: 1 S: 7	H: 0 LOB: 1 BB: 1 P: 13	R: 0 E: 0 K: 0 S: 5	H: 0 LOB: 0 BB: 0 P: 8	R: 1 E: 0 K: 0 S: 9	H: 1 LOB: 1 BB: 1 P: 16	R: 0 E: 0 K: 2 S: 9	H: 0 LOB: 1 BB: 1 P: 17	R: 0 E: 0 K: 1 S: 10	H: 0 LOB: 1 BB: 1 P: 18	R: 0 E: 0 K: 3 S: 11	H: 0 LOB: 1 BB: 1 P: 21	1B: 2 2B: 0 3B: 0 HR: 0	SF: 1 SAC: 0 DP: 0 HBP: 0	WP: 1 PB: 0 SB: 4 CS: 1	PA: 38
<b>PITCHER</b>	IP WLS BF H R ER SO BB IBB HBP BLK WP HR S P ERA WHIP	IP WLS BF H R ER SO BB IBB HBP BLK WP HR S P ERA WHIP	IP WLS BF H R ER SO BB IBB HBP BLK WP HR S P ERA WHIP	IP WLS BF H R ER SO BB IBB HBP BLK WP HR S P ERA WHIP	IP WLS BF H R ER SO BB IBB HBP BLK WP HR S P ERA WHIP	IP WLS BF H R ER SO BB IBB HBP BLK WP HR S P ERA WHIP	IP WLS BF H R ER SO BB IBB HBP BLK WP HR S P ERA WHIP	IP WLS BF H R ER SO BB IBB HBP BLK WP HR S P ERA WHIP	IP WLS BF H R ER SO BB IBB HBP BLK WP HR S P ERA WHIP	IP WLS BF H R ER SO BB IBB HBP BLK WP HR S P ERA WHIP	IP WLS BF H R ER SO BB IBB HBP BLK WP HR S P ERA WHIP	IP WLS BF H R ER SO BB IBB HBP BLK WP HR S P ERA WHIP	IP WLS BF H R ER SO BB IBB HBP BLK WP HR S P ERA WHIP	IP WLS BF H R ER SO BB IBB HBP BLK WP HR S P ERA WHIP	IP WLS BF H R ER SO BB IBB HBP BLK WP HR S P ERA WHIP	IP WLS BF H R ER SO BB IBB HBP BLK WP HR S P ERA WHIP						
Steve Avery, L (1, 1) ERA: 2.61	6.0	25	2	2	4	4	6	0	0	0	0	0	0	6	3	0.00	1.333					
Scott Williamson, R (7, 1) ERA: 2.03	3.0	12	0	0	0	6	3	0	0	0	0	0	0	0	0	0	0.00	1.000				















Batter	1	2	3	4	5	6	7	8	9	AB	R	H	RBI	BB	SO	LOB	TOP						
<b>Quilvio Veras, S</b> (1,4) <small>OBP: 0.354, SLG: 0.358</small> <b>Phil Nevin, R</b> (1,5) <small>OBP: 0.274, SLG: 0.425</small> (8,2)										1	0	1	0	0	0	0	<b>San Diego Padres @ Milwaukee Brewers</b> Milwaukee County Stadium, Milwaukee, WI Fri May 28, 1999, 8:05 PM EDT Att: 16,065 - Unknown - 74 F <a href="http://livebaseballscorecards.com">livebaseballscorecards.com</a>						
<b>Eric Owens, R</b> (1,9) <small>OBP: 0.326, SLG: 0.472</small>										5	1	1	2	1	0	5							
<b>Reggie Sanders, R</b> (1,7) <small>OBP: 0.376, SLG: 0.504</small>										4	2	2	1	1	0	1							
<b>Dave Magadan, L</b> (1,3) <small>OBP: 0.379, SLG: 0.400</small> (8,5)										3	2	1	1	2	1	2							
<b>Greg Myers, L</b> (1,2) <small>OBP: 0.393, SLG: 0.447</small> <b>Jim Levritz, R</b> (8,PH) <small>OBP: 0.324, SLG: 0.454</small> (8,3)										4	0	1	2	0	0	4							
<b>Ed Giovannola, L</b> (1,5) <small>OBP: 0.500, SLG: 0.200</small> (1,4)										4	2	1	0	1	0	4							
<b>Ruben Rivera, R</b> (1,8) <small>OBP: 0.209, SLG: 0.312</small>										4	2	1	2	1	1	2							
<b>Chris Gomez, R</b> (1,6) <small>OBP: 0.307, SLG: 0.272</small>										4	0	2	0	0	0	0							
<b>Heath Murray, L</b> (1,1) <small>OBP: 0.420, SLG: 0.250</small> <b>Carlos Reyes, S</b> (5,1) <b>John Vander Wal, L</b> (7,PH) <small>OBP: 0.296, SLG: 0.442</small> <b>Dan Miceli, R</b> (7,1) <b>George Arias, R</b> (9,PH) <small>OBP: 0.346, SLG: 0.345</small> <b>Ed Vosberg, L</b> (9,1) <b>Trevor Hoffman, R</b> (9,1)										3	1	1	0	0	1	1							
<b>Inning Stats</b>	R: 2 E: 0 K: 0 S: 11	H: 3 LOB: 0 BB: 0 P: 16	R: 2 E: 0 K: 0 S: 16	H: 2 LOB: 1 BB: 1 P: 29	R: 0 E: 0 K: 0 S: 9	H: 1 LOB: 2 BB: 1 P: 16	R: 4 E: 0 K: 0 S: 18	H: 3 LOB: 1 BB: 2 P: 38	R: 0 E: 0 K: 2 S: 8	H: 0 LOB: 0 BB: 0 P: 14	R: 0 E: 1 K: 1 S: 16	H: 0 LOB: 2 BB: 1 P: 29	R: 2 E: 0 K: 1 S: 15	H: 2 LOB: 1 BB: 1 P: 19	R: 0 E: 0 K: 0 S: 11	H: 0 LOB: 1 BB: 0 P: 20		R: 0 E: 0 K: 1 S: 10	H: 2 LOB: 2 BB: 0 P: 18	1B: 7 2B: 2 3B: 0 HR: 4	SF: 0 SAC: 1 DP: 1 HBP: 0	WP: 1 PB: 0 CS: 1	PA: 47
<b>PITCHER</b>	IP: 3.2 WLS: L BF: 23	H: 9 R: 8 ER: 8 SO: 0	BB: 4 IBB: 0 HBP: 0 BLK: 0	WP: 0 HR: 4 S: 52 P: 97	ERA: 19.64 WHIP: 3.545	<b>PITCHER</b>	IP: 4.1 WLS: L BF: 23	H: 9 R: 8 ER: 8 SO: 0	BB: 4 IBB: 0 HBP: 0 BLK: 0	WP: 0 HR: 4 S: 52 P: 97	ERA: 19.64 WHIP: 3.545	<b>PITCHER</b>	IP: 2.0 WLS: L BF: 11	H: 2 R: 2 ER: 2 SO: 1	BB: 2 IBB: 0 HBP: 0 BLK: 0	WP: 0 HR: 0 S: 31 P: 46	ERA: 9.00 WHIP: 2.000	<b>PITCHER</b>	IP: 2.0 WLS: L BF: 9	H: 2 R: 0 ER: 0 SO: 1	BB: 0 IBB: 0 HBP: 0 BLK: 0	WP: 0 HR: 0 S: 21 P: 38	ERA: 0.00 WHIP: 1.500

Batter	1	2	3	4	5	6	7	8	9	AB	R	H	RBI	BB	SO	LOB	BOTTOM						
<b>Fernando Vina, L</b> (1,4) <small>OBP: 0.362, SLG: 0.348</small>										3	2	0	0	1	0	1	<b>San Diego Padres @ Milwaukee Brewers</b> Milwaukee County Stadium, Milwaukee, WI Fri May 28, 1999, 8:05 PM EDT Att: 16,065 - Unknown - 74 F <a href="http://livebaseballscorecards.com">livebaseballscorecards.com</a>						
<b>Ronnie Belliard, R</b> (1,6) <small>OBP: 0.406, SLG: 0.397</small>									3	1	0	0	2	0	3								
<b>Jeremy Burnitz, L</b> (1,9) <small>OBP: 0.402, SLG: 0.543</small> <b>Rich Becker, L</b> (8,9) <small>OBP: 0.375, SLG: 0.288</small>										2	1	2	1	2	0	0							
<b>Jeff Cirillo, R</b> (1,5) <small>OBP: 0.378, SLG: 0.433</small> <b>Mark Loretta, R</b> (8,5) <small>OBP: 0.350, SLG: 0.377</small>									4	0	2	2	0	0	3								
<b>Sean Berry, R</b> (1,3) <small>OBP: 0.311, SLG: 0.368</small> <b>Al Reyes, R</b> (6,1) <b>Dave Nilsson, L</b> (7,PH) <small>OBP: 0.380, SLG: 0.602</small> <b>Mike Myers, L</b> (8,1) <b>Geoff Jenkins, L</b> (9,PH) <small>OBP: 0.394, SLG: 0.639</small> <b>Marquis Grissom, R</b> (1,8) <small>OBP: 0.318, SLG: 0.378</small>									3	0	0	0	0	0	3								
<b>Bobby Hughes, R</b> (1,2) <small>OBP: 0.230, SLG: 0.322</small>									5	0	0	0	0	1	3								
<b>Alex Ochoa, R</b> (1,7) <small>OBP: 0.385, SLG: 0.464</small>									4	1	1	0	0	0	1								
<b>21 Cal Eldred, R</b> (1,1) <b>Jim Pittsley, R</b> (4,1) <b>Lou Collier, R</b> (5,PH) <small>OBP: 0.345, SLG: 0.438</small> <b>Brian Banks, S</b> (6,3) <small>OBP: 0.349, SLG: 0.387</small>									0	0	0	0	1	0	0								
<b>Inning Stats</b>	R: 1 E: 0 K: 0 S: 8	H: 2 LOB: 1 BB: 0 P: 14	R: 0 E: 0 K: 0 S: 8	H: 0 LOB: 0 BB: 0 P: 16	R: 1 E: 0 K: 0 S: 15	H: 1 LOB: 1 BB: 1 P: 26	R: 0 E: 0 K: 0 S: 7	H: 1 LOB: 0 BB: 0 P: 13	R: 2 E: 0 K: 0 S: 13	H: 2 LOB: 2 BB: 2 P: 27	R: 0 E: 0 K: 0 S: 8	H: 0 LOB: 0 BB: 0 P: 12	R: 1 E: 1 K: 0 S: 7	H: 2 LOB: 2 BB: 2 P: 20	R: 0 E: 0 K: 0 S: 7	H: 1 LOB: 1 BB: 0 P: 12		R: 3 E: 0 K: 2 S: 14	H: 2 LOB: 1 BB: 1 P: 23	1B: 6 2B: 4 3B: 0 HR: 1	SF: 0 SAC: 0 DP: 2 HBP: 1	WP: 1 PB: 0 CS: 0	PA: 43
<b>PITCHER</b>	IP: 4.1 WLS: W BF: 5	H: 4 R: 0 ER: 0 SO: 0	BB: 0 IBB: 0 HBP: 0 BLK: 0	WP: 0 HR: 0 S: 12 P: 20	ERA: 0.00 WHIP: 0.000	<b>PITCHER</b>	IP: 2.0 WLS: L BF: 10	H: 3 R: 1 ER: 1 SO: 1	BB: 1 IBB: 0 HBP: 0 BLK: 0	WP: 0 HR: 0 S: 14 P: 32	ERA: 4.50 WHIP: 2.500	<b>PITCHER</b>	IP: 0.1 WLS: S BF: 3	H: 1 R: 0 ER: 0 SO: 0	BB: 0 IBB: 0 HBP: 0 BLK: 0	WP: 0 HR: 0 S: 6 P: 7		ERA: 0.00 WHIP: 1.500					



Batter	1	2	3	4	5	6	7	8	9	AB	R	H	RBI	BB	SO	LOB	TOP										
<b>Damian Jackson, R</b> OBP: 0.306, SLG: 0.381 (1, 4)	G5-3						K		L6	6	3	3	2	0	1	0	<b>San Diego Padres @ Milwaukee Brewers</b> Milwaukee County Stadium, Milwaukee, WI Sat May 29 1999, 8:05 PM EDT Att: 18,614 - Unknown - 79 F <a href="http://livebaseballscorecards.com">livebaseballscorecards.com</a>										
<b>Eric Owens, R</b> OBP: 0.333, SLG: 0.473 (1, 9)	F7						F8			4	1	2	2	0	0	1											
<b>Phil Nevin, R</b> OBP: 0.271, SLG: 0.419 (7, PH)							G1-3			1	0	0	0	0	0	0											
<b>Reggie Sanders, R</b> OBP: 0.377, SLG: 0.521 <b>Mike Darr, L</b> OBP: 0.333, SLG: 0.200 (1, 7)	G4-3						F8			5	2	2	2	0	0	1											
<b>Dave Magadan, L</b> OBP: 0.384, SLG: 0.405 <b>John Vander Wal, L</b> OBP: 0.398, SLG: 0.449 (3, PH)										1	0	1	0	0	0	0											
<b>Jim Leyritz, R</b> OBP: 0.327, SLG: 0.485 (5, PH)										2	1	1	1	0	1	0											
<b>Greg Myers, L</b> OBP: 0.404, SLG: 0.469 (1, 2)										5	1	3	1	0	1	0											
<b>Ed Giovannola, L</b> OBP: 0.500, SLG: 0.167 <b>George Arias, R</b> OBP: 0.250, SLG: 0.393 (4, PH)										1	0	0	0	1	0	2											
<b>Ruben Rivera, R</b> OBP: 0.208, SLG: 0.316 (1, 8)										3	1	1	1	0	1	2											
<b>Chris Gomez, R</b> OBP: 0.319, SLG: 0.267 (1, 6)										5	1	1	2	0	0	4											
<b>Matt Clement, R</b> OBP: 0.071, SLG: 0.071 <b>Brian Boehringer, S</b> OBP: 0.352, SLG: 0.355 <b>Quilvio Veras, S</b> <b>Carlos Reyes, S</b> (1, 1)										2	1	0	0	3	1	2											
<b>Inning Stats</b>	R: 0 E: 0 K: 0 S: 6	H: 0 LOB: 0 BB: 0 P: 7	R: 0 E: 0 K: 1 S: 14	H: 2 LOB: 3 BB: 1 P: 21	R: 8 E: 0 K: 0 S: 25	H: 7 LOB: 1 BB: 2 P: 38	R: 0 E: 0 K: 2 S: 13	H: 2 LOB: 2 BB: 0 P: 17	R: 3 E: 0 K: 1 S: 19	H: 3 LOB: 0 BB: 1 P: 29	R: 0 E: 0 K: 1 S: 12	H: 0 LOB: 1 BB: 1 P: 22	R: 0 E: 0 K: 1 S: 10	H: 0 LOB: 0 BB: 0 P: 13	R: 1 E: 0 K: 2 S: 9	H: 1 LOB: 0 BB: 0 P: 14	R: 0 E: 0 K: 0 S: 5	H: 0 LOB: 0 BB: 0 P: 10	1B: 9 2B: 3 3B: 0 HR: 3	SF: 1 SAC: 0 DP: 0 HBP: 0	WP: 0 PB: 0 SB: 0 CS: 0	PA: 46					
<b>PITCHER</b>	IP	WLS	BF	H	R	ER	SO	BB	IBB	HBP	BLK	WP	HR	S	P	ERA	WHIP										
<b>Steve Woodard, R</b> ERA: 5.55 <b>52 Rafael Roque, L</b> ERA: 6.57 <b>Bob Wickman, R</b> ERA: 4.07 <b>Jim Pittsley, R</b> ERA: 6.33	3.0	L	23	11	8	8	1	2	1	0	0	0	0	49	71	24.00	4.333										

Batter	1	2	3	4	5	6	7	8	9	AB	R	H	RBI	BB	SO	LOB	BOTTOM										
<b>Fernando Vina, L</b> OBP: 0.350, SLG: 0.336 (1, 4)	G3-1									5	0	0	0	0	0	4	<b>San Diego Padres @ Milwaukee Brewers</b> Milwaukee County Stadium, Milwaukee, WI Sat May 29 1999, 8:05 PM EDT Att: 18,614 - Unknown - 79 F <a href="http://livebaseballscorecards.com">livebaseballscorecards.com</a>										
<b>Mark Loretta, R</b> OBP: 0.346, SLG: 0.368 (1, 6)	F7									4	0	0	0	1	0	1											
<b>Jeromy Burnitz, L</b> OBP: 0.410, SLG: 0.548 <b>Rich Becker, L</b> OBP: 0.394, SLG: 0.426 (1, 9)										2	0	2	0	1	0	0											
<b>Jeff Cirillo, R</b> OBP: 0.377, SLG: 0.428 <b>Ronnie Belliard, R</b> OBP: 0.408, SLG: 0.390 (6, 5)										2	2	2	2	0	0	0											
<b>Dave Nilsson, L</b> OBP: 0.375, SLG: 0.592 <b>Bobby Hughes, R</b> OBP: 0.286, SLG: 0.355 (1, 2)										2	0	0	0	0	1	4											
<b>Marquis Grissom, R</b> OBP: 0.321, SLG: 0.379 (1, 8)										3	0	3	0	0	0	0											
<b>Sean Berry, R</b> OBP: 0.314, SLG: 0.364 (1, 3)										5	0	2	1	0	1	1											
<b>Geoff Jenkins, L</b> OBP: 0.390, SLG: 0.623 <b>Jim Pittsley, R</b> (8, 1)										4	0	1	0	1	1	3											
<b>Steve Woodard, L</b> OBP: 0.304, SLG: 0.238 <b>52 Rafael Roque, L</b> OBP: 0.273, SLG: 0.111 <b>Alex Ochoa, R</b> OBP: 0.379, SLG: 0.456 <b>Bob Wickman, R</b> <b>Brian Banks, S</b> OBP: 0.345, SLG: 0.382 (1, 1)										3	0	0	0	1	0	6											
<b>Inning Stats</b>	R: 0 E: 0 K: 0 S: 12	H: 0 LOB: 2 BB: 2 P: 22	R: 0 E: 0 K: 1 S: 11	H: 0 LOB: 1 BB: 1 P: 19	R: 0 E: 0 K: 1 S: 8	H: 1 LOB: 2 BB: 1 P: 19	R: 0 E: 0 K: 0 S: 4	H: 0 LOB: 0 BB: 1 P: 10	R: 0 E: 0 K: 1 S: 13	H: 3 LOB: 3 BB: 0 P: 20	R: 2 E: 0 K: 0 S: 13	H: 3 LOB: 2 BB: 1 P: 24	R: 0 E: 0 K: 1 S: 6	H: 0 LOB: 0 BB: 0 P: 9	R: 1 E: 0 K: 3 S: 12	H: 2 LOB: 1 BB: 0 P: 16		1B: 8 2B: 0 3B: 0 HR: 2	SF: 0 SAC: 0 DP: 1 HBP: 0	WP: 1 PB: 0 SB: 0 CS: 0	PA: 43						
<b>PITCHER</b>	IP	WLS	BF	H	R	ER	SO	BB	IBB	HBP	BLK	WP	HR	S	P	ERA	WHIP										
<b>Matt Clement, R</b> ERA: 4.28 <b>Brian Boehringer, R</b> ERA: 2.89 <b>Carlos Reyes, R</b> ERA: 3.76	6.1	W	31	6	2	2	3	7	0	0	0	0	0	13	19	0.00	1.200										




Batter	1	2	3	4	5	6	7	8	9	AB	R	H	RBI	BB	SO	LOB	TOP			
<b>Damian Jackson, R</b> (1,4) OBP: 0.313, SLG: 0.386	G1-3		FC5-4 1B		K		FC1-2 1B			4	0	2	1	0	1	0	<b>San Diego Padres @ Milwaukee Brewers</b> Milwaukee County Stadium, Milwaukee, WI Sun May 30 1999, 2:05 PM EDT Att: 19,002 - Sunny - 81 F			
<b>Eric Owens, R</b> (1,9) OBP: 0.330, SLG: 0.464	FC6-4 1B		F7		K		FC1-2 FC6-4			4	0	1	0	0	1	4				
<b>Reggie Sanders, R</b> (1,7) OBP: 0.373, SLG: 0.514	FC6-4 1-2		F8				FC6-4			4	0	1	0	0	5					
<b>Jim Leyritz, R</b> (1,3) OBP: 0.316, SLG: 0.466	K		FC5-4 1-2				G5-4-3 1B		G4-3	4	0	0	0	1	3					
<b>Phil Nevin, R</b> (1,2) OBP: 0.281, SLG: 0.436			HR 2B		FC6-4 1B		F9		K	4	1	2	0	0	1	0				
<b>George Arias, R</b> (1,5) OBP: 0.250, SLG: 0.385	G6-3		FC6-4 WP 1-2				1B 1B		K	4	1	1	0	0	1	2				
<b>Ruben Rivera, R</b> (1,8) OBP: 0.226, SLG: 0.350			HR 2H		G4-6-3 BB		F8		G4-3 1B	3	1	2	2	1	0	1				
<b>Chris Gomez, R</b> (1,6) OBP: 0.314, SLG: 0.262			P4		G4-6-3		1B FC1-2 BB 1B		G4-3	2	0	0	0	0	2					
<b>Ed Giovannola, L</b> (7, PH) OBP: 0.250, SLG: 0.250							1-3 FC1-2 1B		1-2 G4-3	2	0	1	0	0	0	1				
<b>Sterling Hitchcock, L</b> (1,1) OBP: 0.200, SLG: 0.158			G4-3				4-0 FC1-2 1B		G6-3	2	0	0	0	0	0	0				
<b>John Vander Wall, L</b> (7, PH) OBP: 0.404, SLG: 0.449					G1-3		1-2 BB			0	0	0	0	1	0	0				
<b>Donne Wall, R</b> (7,1) OBP: 0.286, SLG: 0.418										0	0	0	0	0	0	0				
<b>Ed Vosberg, L</b> (8,1) OBP: 0.286, SLG: 0.167										0	0	0	0	0	0	0				
<b>Mike Darr, L</b> (9, PH) OBP: 0.286, SLG: 0.167										1	0	0	0	0	0	0				
<b>Inning Stats</b>	R: 0 E: 0 K: 1 S: 10	H: 1 LOB: 1 BB: 0 P: 13	R: 2 E: 0 K: 0 S: 7	H: 2 LOB: 0 BB: 12	R: 0 E: 0 K: 0 S: 6	H: 1 LOB: 1 BB: 1	R: 0 E: 0 K: 0 S: 11	H: 1 LOB: 1 BB: 1	R: 0 E: 0 K: 0 S: 7	H: 1 LOB: 0 BB: 0 P: 9	R: 1 E: 0 K: 0 S: 16	H: 3 LOB: 3 BB: 1 P: 31	R: 0 E: 0 K: 0 S: 9	H: 0 LOB: 0 BB: 0 P: 14	R: 0 E: 0 K: 0 S: 4	H: 1 LOB: 0 BB: 0 P: 8	1B: 8 2B: 1 3B: 0 HR: 1	SF: 0 SAC: 0 DP: 3 HBP: 0	WP: 1 PB: 0 SB: 1 CS: 0	PA: 36
<b>PITCHER</b>	IP WLS BF H R ER SO BB IBB HBP BLK WP HR S P ERA WHIP																			
<b>Jim Abbott, L</b> (1,1) ERA: 7.14	6.0 W 23 6 2 2 3 1 0 0 0 0 1 1 51 74 3.00 1.167																			
<b>David Weathers, R</b> (7,1) ERA: 2.89	2.0 H 10 3 1 1 2 1 0 0 0 0 0 0 25 45 4.50 2.000																			
<b>Mike Myers, L</b> (9,1) ERA: 6.92	1.0 3 1 0 0 0 0 0 0 0 0 0 0 4 8 0.00 1.000																			

AB	34
R	3
H	10
RBI	3
BB	2
SO	5
LOB	18



Batter	1	2	3	4	5	6	7	8	9	AB	R	H	RBI	BB	SO	LOB	BOTTOM	
<b>Fernando Vina, L</b> (1,4) OBP: 0.358, SLG: 0.352	G6-3		FC6-5 2B		K		E7 1B		BB 1B 1B	5	1	3	3	0	1	0	<b>San Diego Padres @ Milwaukee Brewers</b> Milwaukee County Stadium, Milwaukee, WI Sun May 30 1999, 2:05 PM EDT Att: 19,002 - Sunny - 81 F	
<b>Mark Loretta, R</b> (1,6) OBP: 0.347, SLG: 0.365	G4-3		FC6-5 2-3		P9		BB		1B BB FC4-6 1B	4	1	1	1	1	0	1		
<b>Jeromy Burnitz, L</b> (1,9) OBP: 0.406, SLG: 0.544	G3		K		2B		P8		P6	5	0	1	0	0	1	6		
<b>Jeff Cirillo, R</b> (1,5) OBP: 0.373, SLG: 0.418			F9 1 SAFE		F8		F9		F7 1 SAFE	4	0	0	0	1	0	2		
<b>Dave Nilsson, L</b> (1,2) OBP: 0.383, SLG: 0.590			F7				F8		F8	4	1	2	1	1	0	0		
<b>Mike Myers, L</b> (9,1) ERA: 6.92					PB 1B		BB BB E BB		FC4-6 1B	0	0	0	0	0	0	0		
<b>Marquis Grissom, R</b> (1,8) OBP: 0.323, SLG: 0.382			HR 2B		BB		K		L4	4	1	1	1	1	1	3		
<b>Sean Berry, R</b> (1,3) OBP: 0.417, SLG: 0.371					F8		K			3	1	1	0	1	1	3		
<b>Brian Banks, S</b> (6, PR) OBP: 0.341, SLG: 0.377			HR BB							1	1	0	0	0	1	3		
<b>Alex Ochoa, R</b> (1,7) OBP: 0.400, SLG: 0.517					F8		K		FC4-6	3	3	2	3	1	0	2		
<b>Jim Abbott, L</b> (1,1) ERA: 7.14			HR 2H				BB BB E BB		E 1B 1B	2	0	0	0	0	2	2		
<b>Ronnie Belliard, R</b> (6, PH) OBP: 0.417, SLG: 0.390			K						E1	0	0	0	0	1	0	0		
<b>David Weathers, R</b> (7,1) OBP: 0.286, SLG: 0.167					K				1B 1B	0	0	0	0	0	0	0		
<b>Rich Becker, L</b> (8, PH) OBP: 0.388, SLG: 0.418										1	1	0	0	0	0	1		
<b>Bobby Hughes, R</b> (9,2) OBP: 0.286, SLG: 0.355										0	0	0	0	0	0	0		
<b>Inning Stats</b>	R: 0 E: 0 K: 0 S: 6	H: 0 LOB: 0 BB: 0 P: 8	R: 3 E: 0 K: 1 S: 10	H: 2 LOB: 1 BB: 1	R: 0 E: 0 K: 1 S: 9	H: 1 LOB: 1 BB: 0 P: 11	R: 0 E: 0 K: 1 S: 11	H: 1 LOB: 2 BB: 1	R: 0 E: 0 K: 2 S: 17	H: 1 LOB: 3 BB: 4 P: 36	R: 0 E: 0 K: 0 S: 9	H: 0 LOB: 0 BB: 0 P: 12	R: 5 E: 1 K: 1 S: 18	H: 5 LOB: 3 BB: 1 P: 35	1B: 6 2B: 4 3B: 0 HR: 1	SF: 0 SAC: 0 DP: 0 HBP: 0	WP: 0 PB: 1 SB: 0 CS: 0	PA: 43
<b>PITCHER</b>	IP WLS BF H R ER SO BB IBB HBP BLK WP HR S P ERA WHIP																	
<b>Sterling Hitchcock, L</b> (1,1) ERA: 5.34	6.0 L 30 6 5 5 6 6 0 0 0 0 0 0 1 63 11 7.50 2.000																	
<b>Donne Wall, R</b> (7,1) ERA: 3.43	1.0 8 4 5 3 0 0 0 0 0 0 0 0 18 28 27.00 4.000																	
<b>Ed Vosberg, L</b> (8,1) ERA: 7.56	1.0 5 1 0 0 1 1 0 0 0 0 0 0 9 19 0.00 2.000																	

AB	36
R	10
H	11
RBI	9
BB	7
SO	7
LOB	23









Batter	1	2	3	4	5	6	7	8	9	AB	R	H	RBI	BB	SO	LOB	TOP
<b>Damian Jackson, R</b> (1,4) OBP: 0.303, SLG: 0.364	0-3 <b>K</b>		1-1 <b>F8</b>		1-1 <b>L6</b>					3	0	0	0	0	1	1	<b>San Diego Padres @ Chicago Cubs</b> Wrigley Field, Chicago, IL Tue Jun 01 1999, 7:05 PM CDT Att: 34,344 - Overcast - 53 F
<b>Eric Owens, R</b> (1,9) OBP: 0.309, SLG: 0.433	3-2 <b>G5-3</b>		3-2 <b>L7</b>		2-2 <b>G6-3</b>					3	0	0	0	0	1		
<b>Reggie Sanders, R</b> (1,7) OBP: 0.370, SLG: 0.497	4-1 <b>1B</b> <b>BB</b>		1-3 <b>K</b>			2-2 <b>G5-3</b>				2	0	0	0	1	1	0	
<b>John Vander Wal, L</b> (1,3) OBP: 0.396, SLG: 0.471	1-0 <b>1B</b>			3-1 <b>HR</b>		3-1 <b>F7</b>				3	1	2	1	0	0	0	
<b>Phil Nevin, R</b> (1,2) OBP: 0.283, SLG: 0.444	0-0 <b>G1-3</b>			0-0 <b>L4</b>		1-2 <b>2B</b>				3	0	1	0	0	0	2	
<b>Ed Giovannola, L</b> (1,5) OBP: 0.368, SLG: 0.154		2-0 <b>P5</b>		1-0 <b>L1</b>						2	0	0	0	0	0	0	
<b>Ruben Rivera, R</b> (1,8) OBP: 0.223, SLG: 0.341		3-3 <b>K</b>		2-3 <b>K</b>						2	0	0	0	0	2	0	
<b>Chris Gomez, R</b> (1,6) OBP: 0.317, SLG: 0.259		3-2 <b>E</b> <b>HBP</b>			1-1 <b>G5-3</b>					1	0	0	0	0	0	0	
<b>Andy Ashby, R</b> (1,1) OBP: 0.091, SLG: 0.095	1-2 <b>G6-3</b>			1-2 <b>WP</b> <b>2B</b>						2	0	1	0	0	0	1	
<b>Inning Stats</b>	R: 0 E: 0 K: 1 S: 11	H: 1 LOB: 2 BB: 1 P: 19	R: 0 E: 1 K: 1 S: 9	H: 0 LOB: 1 BB: 0 P: 18	R: 0 E: 0 K: 1 S: 9	H: 0 LOB: 0 BB: 0 P: 14	R: 1 E: 0 K: 1 S: 7	H: 1 LOB: 0 BB: 0 P: 13	R: 0 E: 0 K: 0 S: 10	H: 1 LOB: 1 BB: 0 P: 14	R: 0 E: 0 K: 0 S: 10	H: 1 LOB: 1 BB: 0 P: 16					
<b>PITCHER</b> <b>Steve Trachsel, R</b> (1,1) ERA: 4.56	IP: 5.2 WLS: L BF: 23	H: 4 R: 1 ER: 1 SO: 4	BB: 1 IBB: 0 HBP: 1 BLK: 0	WP: 1 HR: 1 S: 56 P: 94	ERA: 1.59 WHIP: 0.882	<b>PITCHER</b>				IP: WLS: BF: H: R: ER: SO: BB: IBB: HBP: BLK: WP: HR: S: P: ERA: WHIP							
										1B: 1 2B: 2 3B: 0 HR: 1	SF: 0 SAC: 0 DP: 0 HBP: 1	WP: 1 PB: 0 SB: 0 CS: 0	PA: 23				

AB	21
R	1
H	4
RBI	1
BB	1
SO	4
LOB	5



Batter	1	2	3	4	5	6	7	8	9	AB	R	H	RBI	BB	SO	LOB	BOTTOM
<b>Lance Johnson, L</b> (1,8) OBP: 0.328, SLG: 0.350	2-1 <b>G3</b>		3-1 <b>G6-3</b>							2	0	0	0	0	0	1	<b>San Diego Padres @ Chicago Cubs</b> Wrigley Field, Chicago, IL Tue Jun 01 1999, 7:05 PM CDT Att: 34,344 - Overcast - 53 F
<b>Mickey Morandini, L</b> (1,4) OBP: 0.341, SLG: 0.354	1-1 <b>L6</b>			0-0 <b>1B</b> <b>1B</b>						2	0	1	0	0	0	0	
<b>Sammy Sosa, R</b> (1,9) OBP: 0.370, SLG: 0.616	2-1 <b>G6-3</b>			1-2 <b>1B</b> <b>1B</b>						2	0	1	0	0	0	0	
<b>Mark Grace, L</b> (1,3) OBP: 0.409, SLG: 0.491		4-2 <b>G4-6-3</b> <b>BB</b>		2-0 <b>P2</b>						1	0	0	0	1	0	2	
<b>Henry Rodriguez, L</b> (1,7) OBP: 0.419, SLG: 0.652		0-0 <b>G4-6-3</b>		1-3 <b>K</b>						2	0	0	0	0	1	3	
<b>Tyler Houston, L</b> (1,5) OBP: 0.405, SLG: 0.610		3-2 <b>G6-3</b>		0-0 <b>G4-3</b>						2	0	0	0	0	0	2	
<b>José Hernández, R</b> (1,6) OBP: 0.362, SLG: 0.440			2-3 <b>K</b>		2-3 <b>K</b>					2	0	0	0	0	2	0	
<b>Benito Santiago, R</b> (1,2) OBP: 0.287, SLG: 0.381			3-2 <b>G5-3</b> <b>2B</b>		2-0 <b>G6-3</b>					2	0	1	0	0	0	0	
<b>Steve Trachsel, R</b> (1,1) OBP: 0.167, SLG: 0.174			0-2 <b>G5-3</b>		2-3 <b>K</b>					2	0	0	0	0	1	1	
<b>Inning Stats</b>	R: 0 E: 0 K: 0 S: 6	H: 0 LOB: 0 BB: 0 P: 11	R: 0 E: 0 K: 0 S: 8	H: 0 LOB: 0 BB: 1 P: 15	R: 0 E: 0 K: 1 S: 11	H: 1 LOB: 1 BB: 0 P: 19	R: 0 E: 0 K: 1 S: 10	H: 2 LOB: 2 BB: 0 P: 14	R: 0 E: 0 K: 2 S: 7	H: 0 LOB: 0 BB: 0 P: 13							
<b>PITCHER</b> <b>Andy Ashby, R</b> (1,1) ERA: 3.82	IP: 5.0 WLS: W BF: 18	H: 3 R: 0 ER: 0 SO: 4	BB: 1 IBB: 0 HBP: 0 BLK: 0	WP: 0 HR: 0 S: 42 P: 72	ERA: 0.00 WHIP: 0.800	<b>PITCHER</b>				IP: WLS: BF: H: R: ER: SO: BB: IBB: HBP: BLK: WP: HR: S: P: ERA: WHIP							
										1B: 2 2B: 1 3B: 0 HR: 0	SF: 0 SAC: 0 DP: 1 HBP: 0	WP: 0 PB: 0 SB: 0 CS: 0	PA: 18				

AB	17
R	0
H	3
RBI	0
BB	1
SO	4
LOB	9





Batter	1	2	3	4	5	6	7	8	9	AB	R	H	RBI	BB	SO	LOB	TOP								
<b>Damian Jackson, R</b> OBP: 0.315, SLG: 0.378	4-0 CS BB			2-0 CS 1B	3-1 P9		0-2 2B		2-3 K	4	0	2	0	1	1	0									
<b>Eric Owens, R</b> OBP: 0.304, SLG: 0.450	1-3 SAFE K			2-0 F9	1-2 HR		1-3 K		0-0 F8	5	1	1	1	1	0	2	3								
<b>Reggie Sanders, R</b> OBP: 0.368, SLG: 0.493	0-3 K			2-2 SAFE BB 1B	0-0 G6-3			3-3 K		1	0	0	0	0	1	1									
<b>Mike Darr, L</b> OBP: 0.300, SLG: 0.222				1-2 1B						3	0	1	0	0	1	0									
<b>John Vander Wal, L</b> OBP: 0.404, SLG: 0.471	0-1 SAFE CS	0-3 K		4-1 FC4-6 BB		1-1 G4-6-3 1B		1-2 G5-3		2	0	1	0	1	1	0									
<b>Jim Levitz, R</b> OBP: 0.314, SLG: 0.462				1-2 1B						1	0	0	0	0	0	0									
<b>Greg Myers, L</b> OBP: 0.406, SLG: 0.466				0-2 FC4-6		0-0 G4-6-3 1B		1-3 K		3	0	0	0	0	0	0	3								
<b>Brian Boehringer, S</b> OBP: 0.368, SLG: 0.493				1-2 1B						1	0	0	0	0	1	0									
<b>Ed Vosberg, L</b> OBP: 0.368, SLG: 0.493				1-2 1B						0	0	0	0	0	0	0									
<b>Donne Wall, R</b> OBP: 0.368, SLG: 0.493				1-2 1B						0	0	0	0	0	0	0									
<b>Trevor Hoffman, R</b> OBP: 0.368, SLG: 0.493				1-2 1B						0	0	0	0	0	0	0									
<b>Ed Giovanola, L</b> OBP: 0.391, SLG: 0.235		2-1 G6-3			0-0 HBP HR 1B	3-2 L7			1-2 HR 1B	4	2	2	0	0	0	0									
<b>Ruben Rivera, R</b> OBP: 0.231, SLG: 0.365			1-3 K	4-2 HR HBP			0-1 F8		1-2 HR	3	2	1	2	0	1	0									
<b>George Arias, R</b> OBP: 0.263, SLG: 0.466			1-2 P2	1-0 HR			1-1 HR		2-2 G4-3	4	2	2	4	0	0	0									
<b>Heath Murray, L</b> OBP: 0.286, SLG: 0.167			2-3 K	0-3 K			1-1 F8		0-0 HR	2	0	0	0	0	2	0									
<b>Phil Nevin, R</b> OBP: 0.287, SLG: 0.482										2	1	1	1	0	0	0									
<b>Inning Stats</b>	R: 0 E: 0 K: 2 S: 7	H: 0 LOB: 0 BB: 1 P: 12	R: 0 E: 0 K: 1 S: 8	H: 0 LOB: 0 BB: 0 P: 13	R: 0 E: 0 K: 2 S: 10	H: 0 LOB: 0 BB: 0 P: 14	R: 0 E: 0 K: 0 S: 9	H: 2 LOB: 2 BB: 1 P: 19	R: 4 E: 0 K: 1 S: 16	H: 3 LOB: 0 BB: 0 P: 25	R: 0 E: 0 K: 0 S: 7	H: 1 LOB: 1 BB: 0 P: 11	R: 1 E: 0 K: 1 S: 13	H: 2 LOB: 1 BB: 0 P: 16	R: 0 E: 0 K: 2 S: 9	H: 0 LOB: 0 BB: 0 P: 14	R: 3 E: 0 K: 1 S: 17	H: 3 LOB: 0 BB: 0 P: 23	1B: 5 2B: 1 3B: 0 HR: 5	SF: 0 SAC: 0 DP: 1 HBP: 1	WP: 0 PB: 0 SB: 0 CS: 2	PA: 39			
<b>PITCHER</b>	IP	WLS	BF	H	R	ER	SO	BB	IBB	HBP	BLK	WP	HR	S	P	ERA	WHIP								
<b>Kyle Farnsworth, R</b> ERA: 5.45	5.0		22	6	4	0	6	2	0	1	0	0	2	52	86	7.20	1.600								
<b>Dan Serafini, L</b> ERA: 4.4	1.0		2	0	0	0	0	0	0	0	0	0	0	5	8	0.00	0.000								
<b>Rodney Myers, R</b> ERA: 6.1	1.0		5	2	1	1	1	0	0	0	0	0	1	13	16	9.00	2.000								
<b>Felix Heredia, L</b> ERA: 2.75	1.0		3	0	0	0	2	0	0	0	0	0	0	9	14	0.00	0.000								
<b>Rick Aguilera, R</b> ERA: 3.6	0.1		4	3	3	3	0	0	0	0	0	0	2	11	15	81.00	9.000								

San Diego Padres @ Chicago Cubs  
Wrigley Field, Chicago, IL  
Wed Jun 02 1999, 1:20 PM CDT  
Att: 28,742 - Cloudy - 65 F

livebaseballscorecards.com

AB	35
R	8
H	11
RBI	8
BB	2
SO	10
LOB	7



Batter	1	2	3	4	5	6	7	8	9	AB	R	H	RBI	BB	SO	LOB	BOTTOM								
<b>Jeff Blauser, R</b> OBP: 0.381, SLG: 0.436	3-2 F9		1-3 K			2-1 F9		2-1 WP 1B	0-0 BB 1B	5	2	2	0	0	1	2									
<b>José Hernández, R</b> OBP: 0.397, SLG: 0.433	2-3 K			0-1 G5-3		1-3 K		0-0 1B WP	4-2 1B HR	3	0	0	0	0	2	1									
<b>Rodney Myers, R</b> OBP: 0.750, SLG: 1.000								1-2 1B	1-2 HR BB	0	0	0	0	0	0	0									
<b>Felix Heredia, L</b> OBP: 0.427, SLG: 0.654								1-2 1B	1-2 HR BB	1	2	1	0	1	0	0									
<b>Henry Rodríguez, L</b> OBP: 0.427, SLG: 0.654								1-2 1B	1-2 HR BB	4	2	2	2	1	0	0									
<b>Mark Grace, L</b> OBP: 0.413, SLG: 0.492	1-2 P6			3-1 L8		1-1 1B		4-1 1B 1B	1-1 HR 1B	4	2	2	2	1	0	0									
<b>Sammy Sosa, R</b> OBP: 0.371, SLG: 0.626		1-1 G5-3		1-3 K		3-H 2-3 1B		0-1 1B	1-1 HR	5	1	2	4	0	2	1									
<b>Glenallen Hill, R</b> OBP: 0.509, SLG: 0.882		0-1 G4-3 1B			1-2 F7			2-2 1B	1-3 2-H 3-H 1B	4	0	3	2	0	0	0									
<b>Mickey Morandini, L</b> OBP: 0.341, SLG: 0.354										0	0	0	0	0	0	0									
<b>Gary Gaetti, R</b> OBP: 0.284, SLG: 0.330		0-0 G4-3			1-0 G5-3			0-3 K	0-2 FC3-6 G5-3	2	0	0	0	0	0	1									
<b>Tyler Houston, L</b> OBP: 0.395, SLG: 0.595										2	0	0	0	0	1	3									
<b>Benito Santiago, R</b> OBP: 0.291, SLG: 0.384			0-1 F8 1B		0-1 1B		1-1 P9	1-0 G5-3		4	0	2	0	0	0	3									
<b>Manny Alexander, R</b> OBP: 0.333, SLG: 0.375			0-0 F8		3-1 F8		1-0 P4	1-3 K		4	0	0	0	0	1	5									
<b>Rick Aguilera, R</b> OBP: 0.182, SLG: 0.273										0	0	0	0	0	0	0									
<b>Scott Sanders, R</b> OBP: 0.182, SLG: 0.273										0	0	0	0	0	0	0									
<b>Kyle Farnsworth, R</b> OBP: 0.143, SLG: 0.077			1-0 L9			3-2 F9 1B		1-1 HR	3-2 G6-3	1	0	0	0	0	0	1									
<b>Dan Serafini, S</b> OBP: 0.333, SLG: 0.375										0	0	0	0	0	0	0									
<b>Lance Johnson, L</b> OBP: 0.333, SLG: 0.372										3	2	2	1	0	0	0									
<b>Inning Stats</b>	R: 0 E: 0 K: 1 S: 11	H: 0 LOB: 0 BB: 0 P: 17	R: 0 E: 0 K: 0 S: 5	H: 1 LOB: 0 BB: 0 P: 6	R: 0 E: 0 K: 1 S: 7	H: 1 LOB: 1 BB: 0 P: 9	R: 0 E: 0 K: 1 S: 7	H: 0 LOB: 0 BB: 0 P: 11	R: 0 E: 0 K: 0 S: 9	H: 1 LOB: 1 BB: 0 P: 14	R: 1 E: 0 K: 2 S: 14	H: 2 LOB: 1 BB: 0 P: 23	R: 0 E: 0 K: 1 S: 7	H: 1 LOB: 1 BB: 0 P: 9	R: 4 E: 0 K: 1 S: 19	H: 5 LOB: 2 BB: 1 P: 30	R: 4 E: 0 K: 0 S: 12	H: 3 LOB: 0 BB: 1 P: 21	1B: 12 2B: 0 3B: 0 HR: 2	SF: 0 SAC: 0 DP: 1 HBP: 0	WP: 1 PB: 0 SB: 1 CS: 0	PA: 40			
<b>PITCHER</b>	IP	WLS	BF	H	R	ER	SO	BB	IBB	HBP	BLK	WP	HR	S	P	ERA	WHIP								
<b>Heath Murray, L</b> ERA: 4.32	5.2		21	5	1	1	4	0	0	0	0	0	1	14	21	13.50	2.250								
<b>Brian Boehringer, R</b> ERA: 3.38	1.1	H	7	3	2	2	2	0	0	0	0	0	1	14	21	13.50	2.250								
<b>Ed Vosberg, L</b> ERA: 9.75	0.0		2	1	0	0	0	1	0	0	0	1	0	2	6	*	*								
<b>Donne Wall, R</b> ERA: 3.27	1.0	B	5	2	2	2	1	0	0	0	0	0	0	13	17	18.00	2.000								
<b>Trevor Hoffman, R</b> ERA: 4.87	0.1	L	5	3	4	4	0	1	0	0	0	0	1	12	21	108.00	12.000								

San Diego Padres @ Chicago Cubs  
Wrigley Field, Chicago, IL  
Wed Jun 02 1999, 1:20 PM CDT  
Att: 28,742 - Cloudy - 65 F

livebaseballscorecards.com

AB	38
R	9
H	14
RBI	9
BB	2
SO	7
LOB	17






Batter	1	2	3	4	5	6	7	8	9	AB	R	H	RBI	BB	SO	LOB	TOP				
<b>Damian Jackson, R</b> OBP: 0.311, SLG: 0.371 (1, 6)	1-1 P3		1-0 G5-3		1-2 F8		0-0 1B		1-0 P3	5	0	1	0	0	0	4	<b>San Diego Padres @ Chicago Cubs</b> Wrigley Field, Chicago, IL Thu Jun 03 1999, 1:20 PM CDT Att: 33,920 - Sunny - 58 F				
<b>Eric Owens, R</b> OBP: 0.300, SLG: 0.439 (1, 7)	1-2 1B		1-3 K		1-0 F7		0-1 F9		1-0 FC6-4	5	0	1	0	0	1	5					
<b>Dave Magadan, L</b> OBP: 0.369, SLG: 0.388 (1, 3)	1-1 F8			1-2 F9		0-2 P6		0-0 G3		1-3 K	5	0	0	0	0	1		4			
<b>Greg Myers, L</b> OBP: 0.410, SLG: 0.467 (1, 2)	2-0 F7			3-2 F7		0-0 BB 1B SF8 1B		1-1 1B			4	1	2	0	0	0		1			
<b>George Arias, R</b> OBP: 0.263, SLG: 0.455 (1, 5)		3-2 F8		2-2 G6-3		2-2 BB 1B		1-3 K			4	0	1	0	0	1		1			
<b>Mike Darr, L</b> OBP: 0.429, SLG: 0.333 (1, 9)		0-1 1B			1-2 FC4-6 BB 1B		4-2 1B		0-3 K		3	1	2	0	1	1		1			
<b>Ruben Rivera, R</b> OBP: 0.232, SLG: 0.359 (1, 8)		1-3 K			4-2 FC4-6 BB 1B		3-2 SF8		1-0 P6		2	0	0	1	1	1		2			
<b>Ed Giovanola, L</b> OBP: 0.370, SLG: 0.238 (1, 4)		3-2 F7			2-1 FC4-6 BB 1B		0-0 G4-3		0-0 FC6-4 BB 1B		4	0	1	0	0	0		5			
<b>Matt Clement, R</b> OBP: 0.087, SLG: 0.087 (5, PH)			3-3 K		1-1 1B				2-1 FC6-4 BB 1B		1	0	0	0	0	1	0				
<b>John Vander Vliet, L</b> OBP: 0.416, SLG: 0.477 (5, PH)					1-2 1B				1-2 FC6-4 BB 1B		1	0	1	1	0	0	0				
<b>Carlos Reyes, S</b> OBP: 0.351, SLG: 0.351 (7, PH)					1-2 1B				1-2 FC6-4 BB 1B		0	0	0	0	0	0	0				
<b>Quilvo Veras, S</b> OBP: 0.351, SLG: 0.351 (7, PH)					1-2 1B				1-2 FC6-4 BB 1B		0	0	0	0	0	0	0				
<b>Dan Miceli, R</b> OBP: 0.376, SLG: 0.467 (9, PH)					1-2 1B				1-2 FC6-4 BB 1B		1	0	1	0	0	0	0				
<b>Inning Stats</b>	R: 0 E: 0 K: 0 S: 9	H: 1 LOB: 1 BB: 0 P: 14	R: 0 E: 0 K: 1 S: 13	H: 1 LOB: 1 BB: 0 P: 20	R: 0 E: 0 K: 2 S: 9	H: 0 LOB: 0 BB: 0 P: 14	R: 0 E: 0 K: 0 S: 13	H: 0 LOB: 0 BB: 0 P: 19	R: 1 E: 0 K: 0 S: 16	H: 2 LOB: 2 BB: 1 P: 26	R: 1 E: 0 K: 0 S: 14	H: 2 LOB: 2 BB: 1 P: 23	R: 0 E: 0 K: 1 S: 7	H: 1 LOB: 1 BB: 0 P: 8	R: 0 E: 0 K: 2 S: 9	H: 1 LOB: 1 BB: 0 P: 12	R: 0 E: 0 K: 1 S: 8	H: 2 LOB: 2 BB: 0 P: 13	1B: 10 2B: 0 3B: 0 HR: 0	SF: 1 SAC: 0 DP: 0 HBP: 0	WP: 0 PA: 39 PB: 0 SB: 1 CS: 0
<b>PITCHER</b>	IP WLS BF H R ER SO BB IBB HBP BLK WP HR S P ERA WHIP																				
<b>Kevin Tapani, R</b> ERA: 2.37 (1, 1)	6.0 W 26 6 2 2 3 2 0 0 0 0 0 0 74 116 3.00 1.333																				
<b>Scott Sanders, R</b> ERA: 4.5 (7, 1)	2.0 8 2 0 0 3 0 0 0 0 0 0 0 16 20 0.00 1.000																				
<b>Terry Adams, R</b> ERA: 4.61 (9, 1)	1.0 5 2 0 0 1 0 0 0 0 0 0 0 8 13 0.00 2.000																				

Batter	1	2	3	4	5	6	7	8	9	AB	R	H	RBI	BB	SO	LOB	BOTTOM		
<b>Lance Johnson, L</b> OBP: 0.327, SLG: 0.364 (1, 8)	0-2 G4-3	2-0 FC WP 2B WP		3-1 F9		1-2 G4-3				4	1	0	1	0	0	2	<b>San Diego Padres @ Chicago Cubs</b> Wrigley Field, Chicago, IL Thu Jun 03 1999, 1:20 PM CDT Att: 33,920 - Sunny - 58 F		
<b>Mickey Morandini, L</b> OBP: 0.353, SLG: 0.348 (1, 4)	2-2 F8	3-H SF7		2-1 G4-3		0-0 FC4-2				3	0	0	1	0	0	1			
<b>Sammy Sosa, R</b> OBP: 0.373, SLG: 0.636 (1, 9)	1-2 HR	4-2 2B HR BB		1-0 P3		3-H G5-3				3	2	1	1	1	0	1			
<b>Mark Grace, L</b> OBP: 0.424, SLG: 0.503 (1, 3)	3-1 1B	1-0 HR 2B			4-1 WP BB		4-0 G4-6-3 BB			2	1	2	1	2	0	0			
<b>Henry Rodriguez, L</b> OBP: 0.422, SLG: 0.664 (1, 7)	2-2 E3	1-3 HR 2B			1-3 K		2-2 G4-6-3			4	1	1	3	0	1	3			
<b>Curtis Goodwin, L</b> OBP: 0.200, SLG: 0.208 (8, 7)	1-2 1B	2-H HR			0-0 K		1-2 F8			0	0	0	0	0	0	0			
<b>Tyler Houston, L</b> OBP: 0.376, SLG: 0.566 (1, 5)	0-2 G1-3	0-1 G4-3			0-3 K					4	0	0	0	0	1	3			
<b>Jeff Blauser, R</b> OBP: 0.386, SLG: 0.431 (1, 6)		3-2 SH1-4 FC 1B	1-3 K		4-2 BB				1-3 K	3	1	1	0	1	2	0			
<b>Benito Santiago, R</b> OBP: 0.290, SLG: 0.381 (1, 2)		2-2 WP SH1-4 SF7 1B	0-0 P2		0-0 F8				0-3 K	4	1	1	0	0	1	2			
<b>Kevin Tapani, R</b> OBP: 0.182, SLG: 0.105 (1, 1)		0-1 SH1-4	0-3 K			1-1 G4-3 WP FC4-2 1B			1-2 G1	1	0	0	0	0	1	0			
<b>Manny Alexander, R</b> OBP: 0.351, SLG: 0.394 (6, PH)										1	0	1	0	0	0	0			
<b>Scott Sanders, R</b> OBP: 0.182, SLG: 0.273 (7, 1)										0	0	0	0	0	0	0			
<b>Roosevelt Brown, L</b> OBP: 0.182, SLG: 0.273 (8, PH)										0	0	0	0	0	0	0			
<b>Terry Adams, R</b> ERA: 5.32 (9, 1)										0	0	0	0	0	0	0			
<b>Inning Stats</b>	R: 1 E: 1 K: 0 S: 20	H: 2 LOB: 2 BB: 0 P: 28	R: 6 E: 0 K: 0 S: 20	H: 4 LOB: 0 BB: 1 P: 34	R: 0 E: 0 K: 2 S: 7	H: 0 LOB: 0 BB: 0 P: 8	R: 0 E: 0 K: 0 S: 5	H: 0 LOB: 0 BB: 0 P: 11	R: 0 E: 0 K: 0 S: 10	H: 0 LOB: 2 BB: 2 P: 19	R: 0 E: 0 K: 0 S: 8	H: 1 LOB: 1 BB: 0 P: 13	R: 0 E: 0 K: 0 S: 4	H: 0 LOB: 0 BB: 1 P: 10	R: 0 E: 0 K: 2 S: 9	H: 0 LOB: 0 BB: 0 P: 11	1B: 4 2B: 1 3B: 0 HR: 2	SF: 1 SAC: 1 DP: 1 HBP: 0	WP: 4 PA: 36 PB: 0 SB: 0 CS: 0
<b>PITCHER</b>	IP WLS BF H R ER SO BB IBB HBP BLK WP HR S P ERA WHIP																		
<b>Matt Clement, R</b> ERA: 5.1 (1, 1)	4.0 L 21 6 7 7 2 1 0 0 0 0 2 0 18 32 0.00 1.750																		
<b>Carlos Reyes, R</b> ERA: 3.66 (5, 1)	2.0 9 1 0 0 2 2 0 0 0 0 0 0 18 32 0.00 1.500																		
<b>Dan Miceli, R</b> ERA: 5.32 (7, 1)	2.0 6 0 0 0 2 1 0 0 0 0 0 0 13 21 0.00 0.500																		

AB 36  
R 2  
H 10  
RBI 2  
BB 2  
SO 7  
LOB 23



AB 30  
R 7  
H 7  
RBI 7  
BB 4  
SO 6  
LOB 12













Batter	1	2	3	4	5	6	7	8	9	AB	R	H	RBI	BB	SO	LOB	TOP					
<b>Brian Hunter, R</b> OBP: 0.315, SLG: 0.337 (1, 7)	G6-3		F8			K	G5-3		G1-3	5	0	0	0	0	1	2						
<b>Alex Rodriguez, R</b> OBP: 0.457, SLG: 0.736 (1, 6)	K			G6-3		BB		F7		3	0	0	0	1	1	0						
<b>Ken Griffey Jr., L</b> OBP: 0.417, SLG: 0.647 (1, 8)				F8				F8		3	0	1	0	1	0	0						
<b>Edgar Martinez, R</b> OBP: 0.443, SLG: 0.554 <b>John Mabry, L</b> OBP: 0.299, SLG: 0.421 (1, 3) (8, 3)	CS	G6-3		E6		L9			HR	4	1	1	1	0	0	2						
<b>Raul Ibanez, L</b> OBP: 0.375, SLG: 0.391 (1, 9)		G5-3		F7			E5			4	1	1	0	0	0	1						
<b>Russ Davis, R</b> OBP: 0.303, SLG: 0.533 (1, 5)	G4-3				K		SH1-3		K	3	0	0	0	0	2	1						
<b>Tom Lampkin, L</b> OBP: 0.359, SLG: 0.509 (1, 2)					L9				K	4	2	2	2	0	1	0						
<b>David Bell, R</b> OBP: 0.332, SLG: 0.505 (1, 4)					G6-3		F8		F9	4	0	0	0	0	1	1						
<b>Freddy Garcia, R</b> OBP: 0.333, SLG: 0.333 <b>Butch Huskey, R</b> OBP: 0.343, SLG: 0.599 <b>Jose Paniagua, R</b> (9, 1)	G6-3				G6-3					3	0	1	1	0	0	0						
<b>Inning Stats</b>	R: 0 E: 0 K: 1 S: 8	H: 1 LOB: 0 BB: 0 P: 15	R: 0 E: 0 K: 0 S: 9	H: 0 LOB: 0 BB: 0 P: 13	R: 1 E: 0 K: 1 S: 11	H: 1 LOB: 0 BB: 0 P: 15	R: 0 E: 1 K: 0 S: 9	H: 0 LOB: 1 BB: 0 P: 14	R: 0 E: 0 K: 1 S: 8	H: 0 LOB: 2 BB: 0 P: 11	R: 0 E: 0 K: 0 S: 17	H: 0 LOB: 2 BB: 2 P: 30	R: 2 E: 1 K: 0 S: 9	H: 2 LOB: 1 BB: 0 P: 15	R: 1 E: 0 K: 1 S: 11	H: 2 LOB: 1 BB: 0 P: 18	R: 0 E: 0 K: 1 S: 8	H: 1 LOB: 1 BB: 0 P: 12	1B: 4 2B: 1 3B: 0 HR: 2	SF: 0 SAC: 1 DP: 0 HBP: 0	WP: 0 PB: 0 SB: 1 CS: 1	PA: 38
<b>PITCHER</b>	IP	WLS	BF	H	R	ER	SO	BB	IBB	HBP	BLK	WP	HR	S	P	ERA	WHIP					
<b>Andy Ashby, R</b> ERA: 3.65 <b>Donne Wall, R</b> ERA: 3.0 (1, 1) (9, 1)	8.0	L	33	6	4	2	5	2	0	0	0	0	2	82	131	2.25	1.000					

**Seattle Mariners @ San Diego Padres**  
Qualcomm Stadium, San Diego, CA  
Sun Jun 06 1999, 4:05 PM EDT  
Att: 31,761 - Sunny - 72 F

AB	34
R	4
H	7
RBI	4
BB	2
SO	6
LOB	7




Batter	1	2	3	4	5	6	7	8	9	AB	R	H	RBI	BB	SO	LOB	BOTTOM					
<b>Damian Jackson, R</b> OBP: 0.322, SLG: 0.383 (1, 6)	G4-3									3	0	2	1	1	0	0						
<b>Mike Darr, L</b> OBP: 0.368, SLG: 0.250 (1, 9)	K									4	0	0	0	0	1	4						
<b>Dave Magadan, L</b> OBP: 0.375, SLG: 0.378 (1, 5)	L9									3	0	0	0	1	0	1						
<b>John Vander Wal, L</b> OBP: 0.396, SLG: 0.457 (1, 3)										4	0	1	0	0	1	1						
<b>Phil Nevin, R</b> OBP: 0.267, SLG: 0.436 (1, 2)										4	0	0	0	0	2	2						
<b>Ruben Rivera, R</b> OBP: 0.235, SLG: 0.391 (1, 8)										4	0	0	0	0	1	1						
<b>Gary Matthews, S</b> OBP: 0.500, SLG: 0.200 (1, 7)										2	1	1	0	1	0	0						
<b>Ed Giovanola, L</b> OBP: 0.351, SLG: 0.258 (1, 4)										3	0	0	0	0	1	2						
<b>Andy Ashby, R</b> OBP: 0.083, SLG: 0.087 <b>Quiuvio Veras, S</b> OBP: 0.343, SLG: 0.344 <b>Donne Wall, R</b> (9, 1)	G6-3									2	0	0	0	0	0	2						
<b>Inning Stats</b>	R: 0 E: 0 K: 1 S: 8	H: 0 LOB: 0 BB: 0 P: 12	R: 0 E: 0 K: 2 S: 9	H: 0 LOB: 0 BB: 0 P: 13	R: 1 E: 1 K: 1 S: 10	H: 2 LOB: 1 BB: 0 P: 18	R: 0 E: 0 K: 0 S: 9	H: 1 LOB: 1 BB: 0 P: 13	R: 0 E: 0 K: 0 S: 8	H: 0 LOB: 2 BB: 2 P: 17	R: 0 E: 0 K: 1 S: 7	H: 0 LOB: 1 BB: 1 P: 16	R: 0 E: 0 K: 0 S: 7	H: 0 LOB: 0 BB: 0 P: 12	R: 0 E: 0 K: 0 S: 12	H: 1 LOB: 1 BB: 0 P: 18	R: 0 E: 0 K: 1 S: 6	H: 0 LOB: 0 BB: 0 P: 8	1B: 3 2B: 2 3B: 0 HR: 0	SF: 0 SAC: 0 DP: 1 HBP: 0	WP: 0 PB: 0 SB: 1 CS: 1	PA: 33
<b>PITCHER</b>	IP	WLS	BF	H	R	ER	SO	BB	IBB	HBP	BLK	WP	HR	S	P	ERA	WHIP					
<b>Freddy Garcia, R</b> ERA: 4.22 <b>Jose Paniagua, R</b> ERA: 2.91 (1, 1) (9, 1)	8.0	W	30	4	1	0	5	3	0	0	0	0	0	6	119	0.00	0.875					


**Seattle Mariners @ San Diego Padres**  
Qualcomm Stadium, San Diego, CA  
Sun Jun 06 1999, 4:05 PM EDT  
Att: 31,761 - Sunny - 72 F

AB	30
R	1
H	4
RBI	1
BB	3
SO	6
LOB	13





Batter	1	2	3	4	5	6	7	8	9	AB	R	H	RBI	BB	SO	LOB	TOP											
<b>Tony Phillips, S</b> (1,4) OBP: 0.352, SLG: 0.465	G5-3	FC5			K			K		4	1	0	0	1	2	5	<b>Oakland Athletics @ San Diego Padres</b> Qualcomm Stadium, San Diego, CA Tue Jun 08 1999, 10:05 PM EDT Att: 17,195 - Unknown - 69 F  <a href="http://livebaseballscorecards.com">livebaseballscorecards.com</a>  <b>AB</b> 34 <b>R</b> 3 <b>H</b> 8 <b>RBI</b> 3 <b>BB</b> 5 <b>SO</b> 7 <b>LOB</b> 18 											
<b>Miguel Tejada, R</b> (1,6) OBP: 0.320, SLG: 0.417	1B		L4		BB			1B	G1-3	4	0	2	0	1	0	0												
<b>Jason Giambi, L</b> (1,3) OBP: 0.375, SLG: 0.457	G3		G4-3		K			1B	K	5	0	1	1	0	2	2												
<b>Olimedo Saenz, R</b> (1,5) OBP: 0.370, SLG: 0.417		1B	G6-3					K	K	5	1	2	0	0	2	2												
<b>Matt Stairs, L</b> (1,9) OBP: 0.340, SLG: 0.539		1B		G4-3		G6-3		K		4	0	1	1	0	1	3												
<b>Tim Raines, S</b> (1,7) OBP: 0.330, SLG: 0.333		FC6-4		G1-3		E6			P8	4	0	0	0	0	0	1												
<b>Ryan Christenson, R</b> (1,8) OBP: 0.239, SLG: 0.217 <b>3 Eric Chavez, L</b> (8, PH) OBP: 0.333, SLG: 0.399 <b>Buddy Groom, L</b> (8, 1) <b>Doug Jones, R</b> (8, 1)		E5		L7				WP	SF8	2	0	0	0	1	0	1												
<b>A.J. Hinch, R</b> (1,2) OBP: 0.297, SLG: 0.304 <b>John Jaha, R</b> (8, PH) OBP: 0.337, SLG: 0.558 <b>Tim Worrell, R</b> (8, 1) <b>Ben Griewe, L</b> (8, PH) OBP: 0.294, SLG: 0.290 <b>Jorge Velazquez, R</b> (8, PH) OBP: 0.222, SLG: 0.278		FC5-2			P3				G1-3	2	0	0	0	0	0	2												
<b>Tim Hudson, R</b> (1,1) OBP: 1.000, SLG: 1.000 <b>Mike Macfarlane, R</b> (6,2) OBP: 0.286, SLG: 0.372								F8	SF8	1	0	1	0	1	0	0												
<b>Inning Stats</b>	R: 0 E: 0 K: 0 S: 6	H: 1 LOB: 0 BB: 0 P: 11	R: 1 E: 1 K: 0 S: 17	H: 2 LOB: 3 BB: 1 P: 28	R: 0 E: 0 K: 0 S: 6	H: 0 LOB: 0 BB: 0 P: 10	R: 0 E: 0 K: 0 S: 5	H: 0 LOB: 0 BB: 0 P: 10	R: 0 E: 0 K: 2 S: 13	H: 1 LOB: 2 BB: 1 P: 23	R: 1 E: 0 K: 2 S: 19	H: 2 LOB: 2 BB: 1 P: 28	R: 1 E: 0 K: 1 S: 9	H: 1 LOB: 1 BB: 1 P: 18	R: 0 E: 0 K: 2 S: 9	H: 0 LOB: 0 BB: 0 P: 12		1B: 6 2B: 2 3B: 0 HR: 0	SF: 1 SAC: 0 DP: 1 HBP: 0	WP: 1 PB: 0 SB: 0 CS: 0	PA: 40							
<b>PITCHER</b>	IP	WLS	BF	H	R	ER	SO	BB	IBB	HBP	BLK	WP	HR	S	P	ERA		WHIP										
<b>Heath Murray, L</b> (1,1) ERA: 3.63	5.2		25	5	1	1	2	3	0	0	0	0	0	54	94	1.59		1.412										
<b>Brian Boehringer, R</b> (6,1) ERA: 3.31	1.1	H	7	2	1	1	2	1	0	0	0	0	0	20	29	6.75		2.250										
<b>Donne Wall, R</b> (8,1) ERA: 3.24	1.0	W	5	1	1	1	1	1	0	0	0	1	0	9	18	9.00		2.000										
<b>Trevor Hoffman, R</b> (9,1) ERA: 4.24	1.0	S	3	0	0	0	2	0	0	0	0	0	0	9	12	0.00		0.000										

Batter	1	2	3	4	5	6	7	8	9	AB	R	H	RBI	BB	SO	LOB	BOTTOM											
<b>Damian Jackson, R</b> (1,6) OBP: 0.338, SLG: 0.397	S	K		G3-6-1		1B		BB		3	2	2	0	2	1	1	<b>Oakland Athletics @ San Diego Padres</b> Qualcomm Stadium, San Diego, CA Tue Jun 08 1999, 10:05 PM EDT Att: 17,195 - Unknown - 69 F  <a href="http://livebaseballscorecards.com">livebaseballscorecards.com</a>  <b>AB</b> 33 <b>R</b> 5 <b>H</b> 11 <b>RBI</b> 5 <b>BB</b> 7 <b>SO</b> 15 <b>LOB</b> 23 											
<b>Mike Darr, L</b> (1,9) OBP: 0.391, SLG: 0.450	1B			G3-6-1		2B		IBB		4	1	2	1	0	0	4												
<b>Gary Matthews, S</b> (8, PH) OBP: 0.556, SLG: 0.200	F7			G3-6-1		1B		BB		0	0	0	0	1	0	0												
<b>Eric Owens, R</b> (1,7) OBP: 0.313, SLG: 0.433	K		HR			1B		1B		5	0	2	2	0	3	3												
<b>Greg Myers, L</b> (1,2) OBP: 0.385, SLG: 0.430	1B		G4-3		K			K		4	0	0	0	1	2	3												
<b>Jim Leyritz, R</b> (1,3) OBP: 0.341, SLG: 0.478	1B		K			G1-3		K		4	0	1	1	1	2	2												
<b>George Arias, R</b> (1,5) OBP: 0.258, SLG: 0.425 <b>Brian Boehringer, S</b> (6,1) <b>John Vander Wal, L</b> (7, PH) OBP: 0.402, SLG: 0.457 <b>Donne Wall, R</b> (8,1) <b>Trevor Hoffman, R</b> (9,1)				BB		K		BB		3	1	1	0	0	2	4												
<b>Ruben Rivera, R</b> (1,8) OBP: 0.235, SLG: 0.383				1B		K		K		3	0	0	0	1	3	3												
<b>David Newhan, L</b> (1,4) OBP: 0.750, SLG: 1.000				BB		L6		1B		4	1	3	1	0	0	0												
<b>Heath Murray, L</b> (1,1) OBP: 0.222, SLG: 0.125 <b>Ed Giovanola, L</b> (6,5) OBP: 0.342, SLG: 0.250				1B		P5		SH1-4		2	0	0	0	0	2	3												
<b>Inning Stats</b>	R: 1 E: 0 K: 2 S: 12	H: 2 LOB: 2 BB: 1 P: 21	R: 0 E: 0 K: 3 S: 12	H: 1 LOB: 1 BB: 0 P: 19	R: 1 E: 0 K: 1 S: 13	H: 2 LOB: 2 BB: 2 P: 24	R: 0 E: 0 K: 3 S: 11	H: 1 LOB: 2 BB: 1 P: 20	R: 0 E: 0 K: 1 S: 7	H: 0 LOB: 1 BB: 1 P: 12	R: 2 E: 0 K: 2 S: 14	H: 2 LOB: 2 BB: 2 P: 26	R: 0 E: 0 K: 2 S: 9	H: 0 LOB: 0 BB: 0 P: 12	1B: 8 2B: 2 3B: 0 HR: 1	SF: 0 SAC: 1 DP: 1 HBP: 0		WP: 0 PB: 0 SB: 4 CS: 0	PA: 41									
<b>PITCHER</b>	IP	WLS	BF	H	R	ER	SO	BB	IBB	HBP	BLK	WP	HR	S	P	ERA		WHIP										
<b>Tim Hudson, R</b> (1,1) ERA: 5.4	5.0		25	7	3	3	11	4	0	0	0	0	0	56	98	5.40		2.200										
<b>Tim Worrell, R</b> (6,1) ERA: 4.15	2.0		9	2	0	0	2	1	0	0	0	0	0	22	36	0.00		1.500										
<b>Buddy Groom, L</b> (8,1) ERA: 6.23	0.1	L	4	1	2	2	0	1	1	0	0	0	0	7	16	54.00		6.000										
<b>Doug Jones, R</b> (8,1) ERA: 2.47	0.2		3	1	0	0	2	0	0	0	0	0	0	7	10	0.00	1.500											



Batter	1	2	3	4	5	6	7	8	9	AB	R	H	RBI	BB	SO	LOB	TOP
<b>Tony Phillips, S</b> OBP: 0.348, SLG: 0.473	(1, 8) K	(0, 0) G6-3			(2, 2) G4-3		(0, 0) HR		(2, 3) K	5	1	1	1	0	2	2	<b>Oakland Athletics @ San Diego Padres</b> Qualcomm Stadium, San Diego, CA Wed Jun 09 1999, 10:35 PM EDT Att: 15,896 - Unknown - 66 F  <b>AB 34</b> <b>R 3</b> <b>H 8</b> <b>RBI 3</b> <b>BB 3</b> <b>SO 7</b> <b>LOB 14</b>
<b>Miguel Tejada, R</b> OBP: 0.322, SLG: 0.416	(1, 6) 1B	(2, 1) G5-3			(2, 2) G5-3		(1, 1) 1B		(0, 2) FC5-4	5	1	2	0	0	0	2	
<b>Jason Giambi, L</b> OBP: 0.373, SLG: 0.453	(1, 3) 1B			(1, 1) F8			(2, 2) G3-1			4	1	1	0	0	1	1	
<b>Matt Stairs, L</b> OBP: 0.338, SLG: 0.533	(1, 9) FC4-6			(3, 2) G3			(1, 1) G4-3		(2, 3) K	4	0	1	1	0	1	0	
<b>Ben Grieve, L</b> OBP: 0.289, SLG: 0.305 <b>Ryan Christenson, R</b> OBP: 0.229, SLG: 0.217	(1, 7) FC4-6			(2, 1) K			(1, 0) 2B		(2, 1) G4-3	4	0	2	1	0	1	0	
<b>3 Eric Chavez, L</b> OBP: 0.331, SLG: 0.390	(1, 5) FC4-6			(3, 3) K			(0, 0) F8		(4, 0) FC6-4	3	0	0	0	1	1	3	
<b>Mike MacFarlane, R</b> OBP: 0.284, SLG: 0.366	(1, 2) K			(2, 2) 1B			(0, 0) F7		(2, 1) FC6-4	4	0	1	0	0	1	4	
<b>Scott Spiezio, S</b> OBP: 0.283, SLG: 0.305 <b>Jorge Velazquez, R</b> OBP: 0.211, SLG: 0.263		(4, 2) WP		(2, 1) F8			(2, 1) L8		(1, 0) P4	2	0	0	0	1	0	1	
<b>Jimmy Haynes, R</b> OBP: 0.391, SLG: 0.556 <b>Tim Hudson, R</b> OBP: 1.000, SLG: 1.000 <b>Billy Taylor, R</b> OBP: 0.341, SLG: 0.453	(1, 1) SH3-4			(0, 0) G6-3			(1, 1) F8		(4, 1) FC5-4	0	0	0	0	0	0	0	
<b>Inning Stats</b>	R: 2 H: 4 E: 0 K: 2 S: 15	H: 4 R: 3 ER: 3 SO: 5 BB: 0 LOB: 24	R: 0 H: 0 E: 0 K: 0 S: 6	H: 0 R: 1 ER: 1 SO: 13 BB: 1 LOB: 1	R: 0 H: 1 E: 0 K: 1 S: 9	H: 0 R: 0 ER: 0 SO: 16 BB: 0 LOB: 0	R: 0 H: 1 E: 0 K: 0 S: 5	H: 1 R: 2 ER: 1 SO: 16 BB: 0 LOB: 1	R: 0 H: 0 E: 0 K: 1 S: 7	H: 0 R: 0 ER: 0 SO: 16 BB: 1 LOB: 1	R: 0 H: 0 E: 0 K: 1 S: 9	H: 0 R: 0 ER: 0 SO: 16 BB: 1 LOB: 1	1B: 6 2B: 1 3B: 0 HR: 1	SF: 0 SAC: 1 DP: 0 HBP: 0	WP: 1 PB: 0 SB: 1 CS: 0	PA: 38	
<b>PITCHER</b>	IP WLS BF H R ER SO BB IBB HBP BLK WP HR S P ERA WHIP	IP WLS BF H R ER SO BB IBB HBP BLK WP HR S P ERA WHIP															
<b>Matt Clement, R</b> ERA: 4.99	(1, 1) 6.2 L 29 8 3 3 5 1 0 0 0 0 1 1 63 106 4.05 1.350																
<b>Carlos Reyes, R</b> ERA: 3.41	(7, 1) 1.1 5 0 0 0 1 1 0 0 0 0 0 0 11 22 0.00 0.750																
<b>Dan Miceli, R</b> ERA: 4.68	(9, 1) 1.0 4 0 0 0 1 1 0 0 0 0 0 0 9 16 0.00 1.000																

Batter	1	2	3	4	5	6	7	8	9	AB	R	H	RBI	BB	SO	LOB	BOTTOM
<b>Damian Jackson, R</b> OBP: 0.329, SLG: 0.385	(1, 6) F9		(0, 3) K		(1, 2) L4-6			(2, 2) G3-1		4	0	0	0	0	1	2	<b>Oakland Athletics @ San Diego Padres</b> Qualcomm Stadium, San Diego, CA Wed Jun 09 1999, 10:35 PM EDT Att: 15,896 - Unknown - 66 F  <b>AB 30</b> <b>R 0</b> <b>H 4</b> <b>RBI 0</b> <b>BB 3</b> <b>SO 8</b> <b>LOB 10</b>
<b>Mike Darr, L</b> OBP: 0.333, SLG: 0.375	(1, 9) K			(0, 1) P6		(0, 3) K		(0, 0) G3		4	0	0	0	0	2	0	
<b>Eric Owens, R</b> OBP: 0.319, SLG: 0.431	(1, 7) 1B			(4, 2) BLK		(0, 2) F8		(2, 1) L6		3	0	1	0	1	0	0	
<b>Dave Magadan, L</b> OBP: 0.371, SLG: 0.374	(1, 3) P7			(0, 1) F7		(1, 0) F8		(2, 2) 1B		4	0	1	0	0	0	2	
<b>Greg Myers, L</b> OBP: 0.389, SLG: 0.427		(3, 2) G4-3		(4, 2) BB			(1, 2) G4-3		(0, 1) FC6-4	3	0	1	0	1	0	0	
<b>David Newhan, L</b> OBP: 0.429, SLG: 0.571 <b>John Vander Wal, L</b> OBP: 0.398, SLG: 0.453	(1, 4) F9			(2, 3) K			(0, 1) P6		(1, 1) FC6-4	3	0	0	0	0	1	2	
<b>Ruben Rivera, R</b> OBP: 0.237, SLG: 0.378		(3, 1) G4-3		(4, 2) L4-6			(3, 2) P6			2	0	0	0	1	0	0	
<b>George Arias, R</b> OBP: 0.258, SLG: 0.422			(2, 3) K		(1, 1) 1B			(2, 3) K		3	0	1	0	0	2	0	
<b>Matt Clement, R</b> OBP: 0.059, SLG: 0.059 <b>Carlos Reyes, S</b> OBP: 0.341, SLG: 0.342 <b>Dan Miceli, R</b> OBP: 0.341, SLG: 0.453	(1, 1) G4-3			(2, 2) G4-3			(0, 3) K		(1, 3) K	2	0	0	0	0	1	2	
<b>Inning Stats</b>	R: 0 H: 1 E: 0 K: 1 S: 10	H: 0 R: 0 ER: 0 SO: 14 BB: 0 LOB: 0	R: 0 H: 0 E: 0 K: 2 S: 10	H: 0 R: 0 ER: 0 SO: 14 BB: 0 LOB: 0	R: 0 H: 0 E: 0 K: 1 S: 15	H: 0 R: 0 ER: 0 SO: 17 BB: 1 LOB: 1	R: 0 H: 0 E: 0 K: 1 S: 7	H: 0 R: 0 ER: 0 SO: 14 BB: 0 LOB: 0	R: 0 H: 0 E: 0 K: 2 S: 10	H: 2 R: 0 ER: 0 SO: 15 BB: 0 LOB: 2	R: 0 H: 0 E: 0 K: 1 S: 10	H: 0 R: 0 ER: 0 SO: 15 BB: 0 LOB: 1	1B: 4 2B: 1 3B: 0 HR: 0	SF: 0 SAC: 0 DP: 1 HBP: 0	WP: 0 PB: 0 SB: 0 CS: 0	PA: 33	
<b>PITCHER</b>	IP WLS BF H R ER SO BB IBB HBP BLK WP HR S P ERA WHIP	IP WLS BF H R ER SO BB IBB HBP BLK WP HR S P ERA WHIP															
<b>Jimmy Haynes, R</b> ERA: 4.78	(1, 1) 7.0 W 25 2 0 0 6 3 0 0 0 0 0 0 10 110 0.00 0.714																
<b>T.J. Mathews, R</b> ERA: 3.04	(8, 1) 1.0 H 3 0 0 0 2 0 0 0 0 0 0 0 10 15 0.00 0.000																
<b>Billy Taylor, R</b> ERA: 2.13	(9, 1) 1.0 S 5 2 0 0 0 0 0 0 0 0 0 0 10 15 0.00 2.000																







Batter	1	2	3	4	5	6	7	8	9	AB	R	H	RBI	BB	SO	LOB	TOP			
<b>Damian Jackson, R</b> (1, 6) OBP: 0.325, SLG: 0.373	1-3 <b>K</b>		2-1 <b>G4-3</b>			4-2 <b>F9-3</b> BB		1-1 <b>F7</b>		3	0	0	0	1	1	1				
<b>David Newhan, L</b> (1, 4) OBP: 0.300, SLG: 0.400	1-0 <b>F7</b>		1-2 <b>G4-3</b>			3-2 <b>F9-3</b>		1-2 <b>F9</b>		3	0	0	0	0	0	1				
<b>Phil Nevin, R</b> (9, PH) OBP: 0.282, SLG: 0.427						1-2 <b>F9-3</b>				1	0	0	0	0	0	0				
<b>Eric Owens, R</b> (1, 7) OBP: 0.322, SLG: 0.423	2-2 <b>G5-3</b>			2-2 <b>G6-3</b>			0-1 <b>G6-3</b>		4-1 <b>S</b> BB	3	0	0	0	1	0	0				
<b>Dave Magadan, L</b> (1, 3) OBP: 0.356, SLG: 0.357		2-2 <b>F7</b>		0-0 <b>F9</b>			2-1 <b>G6-3</b>		3-3 <b>K</b>	3	0	0	0	0	0	0				
<b>Jim Leyritz, R</b> (9, PH) OBP: 0.338, SLG: 0.470									1-2 <b>K</b>	1	0	0	0	0	1	1				
<b>Greg Myers, L</b> (1, 2) OBP: 0.397, SLG: 0.457		4-1 <b>1B</b> BB		1-2 <b>L8</b>			1-0 <b>HR</b>		1-3 <b>K</b>	2	1	1	1	1	0	0				
<b>Gary Matthews, S</b> (9, PH) OBP: 0.538, SLG: 0.250									1-2 <b>K</b>	1	0	0	0	0	1	1				
<b>Mike Darr, L</b> (1, 9) OBP: 0.294, SLG: 0.323		3-2 <b>F8</b>			1-1 <b>F7</b>					3	0	0	0	0	1	1				
<b>Ruben Rivera, R</b> (1, 8) OBP: 0.245, SLG: 0.397		1-0 <b>1B</b>			1-3 <b>K</b>				1-1 <b>3B</b>	3	0	2	0	0	1	0				
<b>George Arias, R</b> (1, 5) OBP: 0.253, SLG: 0.413									0-3 <b>K</b>	2	0	0	0	0	1	2				
<b>John Vander Wal, L</b> (8, PH) OBP: 0.381, SLG: 0.430										1	0	0	0	0	1	1				
<b>Woody Williams, R</b> (1, 1) OBP: 0.207, SLG: 0.222									3-3 <b>K</b>	2	0	1	0	0	1	0				
<b>Quijivo Veras, S</b> (8, PH) OBP: 0.339, SLG: 0.340										1	0	0	0	0	1	1				
<b>Dan Miceli, R</b> (8, 1)										0	0	0	0	0	0	0				
<b>Inning Stats</b>	R: 0 E: 0 K: 1 S: 7	H: 0 LOB: 0 BB: 0 P: 11	R: 0 E: 0 K: 1 S: 14	H: 1 LOB: 2 BB: 1 P: 24	R: 0 E: 0 K: 1 S: 9	H: 0 LOB: 0 BB: 0 P: 13	R: 0 E: 0 K: 0 S: 7	H: 0 LOB: 0 BB: 0 P: 10	R: 0 E: 0 K: 1 S: 7	H: 1 LOB: 0 BB: 1 P: 14	R: 1 E: 0 K: 1 S: 8	H: 1 LOB: 0 BB: 0 P: 13	R: 0 E: 0 K: 2 S: 10	H: 1 LOB: 1 BB: 1 P: 15	R: 0 E: 0 K: 2 S: 12	H: 0 LOB: 1 BB: 1 P: 21	1B: 2 2B: 1 3B: 1 HR: 1	SF: 0 SAC: 0 DP: 1 HBP: 0	WP: 0 PB: 0 SB: 1 CS: 0	PA: 32
<b>PITCHER</b>	IP	WLS	BF	H	R	ER	SO	BB	IBB	HBP	BLK	WP	HR	S	P	ERA	WHIP			
<b>Sean Bergman, R</b> (1, 1) ERA: 4.28	7.0	W	24	3	1	1	5	2	0	0	0	0	1	59	95	1.29	0.714			
<b>Scott Elarton, R</b> (8, 1) ERA: 2.75	1.0	H	4	1	0	0	2	0	0	0	0	0	0	10	15	0.00	1.000			
<b>Billy Wagner, L</b> (9, 1) ERA: 2.45	1.0	S	4	0	0	0	2	1	0	0	0	0	0	12	21	0.00	1.000			

San Diego Padres @ Houston Astros  
Astrodome, Houston, TX  
Fri Jun 11 1999, 8:05 PM EDT  
Att: 38,425 - Dome - 72 F

livebaseballscores.com

AB	29
R	1
H	4
RBI	1
BB	3
SO	9
LOB	9




Batter	1	2	3	4	5	6	7	8	9	AB	R	H	RBI	BB	SO	LOB	BOTTOM			
<b>Craig Biggio, R</b> (1, 4) OBP: 0.372, SLG: 0.449	4-2 <b>S</b> 5 BB BB		1-2 <b>F8</b>	<b>K</b>			1-1 <b>S</b> CS 2B			3	0	1	0	1	1	3				
<b>Bill Spiers, L</b> (1, 5) OBP: 0.361, SLG: 0.432	0-1 <b>F8</b>		0-2 <b>G4-3</b>	<b>P5</b>			2-2 <b>P9</b>			4	0	0	0	0	0	5				
<b>5 Jeff Bagwell, R</b> (1, 3) OBP: 0.472, SLG: 0.700	4-2 <b>S</b> BB		1-3 <b>K</b>		0-0 <b>G5-3</b>		0-2 <b>CS</b>	4-0 <b>G5-4-3</b> BB		2	0	0	0	2	1	0				
<b>Derek Bell, R</b> (1, 9) OBP: 0.302, SLG: 0.372	3-3 <b>K</b>			0-0 <b>BB</b> WP 1B	0-0 <b>CS</b> 1B		0-2 <b>G5-4-3</b>	1-2 <b>1-2</b>		4	1	2	0	0	1	3				
<b>Carl Everett, S</b> (1, 8) OBP: 0.364, SLG: 0.431	3-1 <b>P4</b>			4-2 <b>BB</b> BB 1B	0-0 <b>P4</b>		3-3 <b>K</b>			3	1	0	0	1	1	3				
<b>Richard Hidalgo, R</b> (1, 7) OBP: 0.326, SLG: 0.517		2-0 <b>1B</b>		4-2 <b>1B</b> BB BB	3-2 <b>CS</b>	2-0 <b>P5</b>				2	0	1	0	1	0	0				
<b>Tony Eusebio, R</b> (1, 2) OBP: 0.375, SLG: 0.333		1-0 <b>F9</b>		4-2 <b>1B</b> BB		2-1 <b>F9</b>				2	0	0	1	1	0	1				
<b>Ricky Gutierrez, R</b> (1, 6) OBP: 0.419, SLG: 0.442			0-0 <b>F9</b>		1-1 <b>1B</b>		2-2 <b>G4-3</b>			3	0	1	1	0	0	1				
<b>Sean Bergman, R</b> (1, 1) OBP: 0.125, SLG: 0.375										2	0	0	0	0	1	4				
<b>Alex Diaz, S</b> (7, PH) OBP: 0.281, SLG: 0.341										1	0	0	0	0	0	0				
<b>Scott Elarton, R</b> (8, 1) ERA: 2.75										0	0	0	0	0	0	0				
<b>Billy Wagner, L</b> (9, 1) ERA: 2.45										0	0	0	0	0	0	0				
<b>Inning Stats</b>	R: 0 E: 0 K: 1 S: 14	H: 0 LOB: 2 BB: 2 P: 28	R: 0 E: 0 K: 0 S: 4	H: 1 LOB: 1 BB: 0 P: 7	R: 0 E: 0 K: 1 S: 9	H: 0 LOB: 0 BB: 0 P: 11	R: 2 E: 0 K: 2 S: 20	H: 2 LOB: 3 BB: 3 P: 37	R: 0 E: 0 K: 0 S: 5	H: 0 LOB: 0 BB: 0 P: 8	R: 0 E: 0 K: 0 S: 7	H: 0 LOB: 0 BB: 0 P: 13	R: 0 E: 0 K: 0 S: 10	H: 1 LOB: 0 BB: 0 P: 14	R: 0 E: 0 K: 1 S: 8	H: 0 LOB: 0 BB: 1 P: 15	1B: 4 2B: 1 3B: 0 HR: 0	SF: 0 SAC: 0 DP: 1 HBP: 0	WP: 1 PB: 0 SB: 2 CS: 2	PA: 34
<b>PITCHER</b>	IP	WLS	BF	H	R	ER	SO	BB	IBB	HBP	BLK	WP	HR	S	P	ERA	WHIP			
<b>Woody Williams, R</b> (1, 1) ERA: 3.36	7.0	L	29	5	2	2	4	5	0	0	0	0	0	69	118	2.57	1.429			
<b>Dan Miceli, R</b> (8, 1) ERA: 4.5	1.0		3	0	0	0	1	1	0	0	0	0	0	8	15	0.00	1.000			

San Diego Padres @ Houston Astros  
Astrodome, Houston, TX  
Fri Jun 11 1999, 8:05 PM EDT  
Att: 38,425 - Dome - 72 F

livebaseballscores.com

AB	26
R	2
H	5
RBI	2
BB	6
SO	5
LOB	20





Batter	1	2	3	4	5	6	7	8	9	AB	R	H	RBI	BB	SO	LOB	TOP			
<b>Quilvio Veras, S</b> OBP: 0.330, SLG: 0.329 (1,4)	F8		K	FC6-4			G4-3		F8	5	0	0	0	0	1	2				
<b>Eric Owens, R</b> OBP: 0.325, SLG: 0.426 (1,7)	G6-3		1B	2B			G6-3		K	4	1	1	0	1	1	1				
<b>Tony Gwynn, L</b> OBP: 0.391, SLG: 0.458 (1,9)	F8		2B	1B			F7		K	3	1	1	1	0	0	1				
<b>Gary Matthews, S</b> OBP: 0.500, SLG: 0.222 (5,9)	F8		2B	1B			F7		K	1	0	0	0	0	1	0				
<b>Jim Leyritz, R</b> OBP: 0.336, SLG: 0.471 (1,3)		K	2B				F8		G5-3	4	0	1	1	0	1	1				
<b>Phil Nevin, R</b> OBP: 0.279, SLG: 0.429 (1,2)			2B				P8		1B	2	0	1	0	1	0	1				
<b>David Newhan, L</b> OBP: 0.300, SLG: 0.400 (8, PR)		WP	BB	1B			FC5-4		HBP	0	0	0	0	0	0	0				
<b>Greg Myers, L</b> OBP: 0.397, SLG: 0.457 (8,2)		1B	BB				FC5-4		1B	0	0	0	0	0	0	0				
<b>Ruben Rivera, R</b> OBP: 0.252, SLG: 0.396 (1,8)		WP	BB				FC5-4		1B	3	0	1	0	1	1	2				
<b>Damian Jackson, R</b> OBP: 0.317, SLG: 0.363 (1,6)	P4						K		F9	4	0	0	0	0	2	4				
<b>George Arias, R</b> OBP: 0.253, SLG: 0.406 (1,5)	K						K		K	4	0	1	0	0	3	2				
<b>Brian Boehringer, S</b> OBP: 0.341, SLG: 0.314 (1,1)							K		G4-1	2	0	0	0	0	2	1				
<b>Will Cunnane, R</b> OBP: 0.319, SLG: 0.382 (5,1)							K		1B	0	0	0	0	0	0	0				
<b>John Vander Wal, L</b> OBP: 0.319, SLG: 0.382 (7, PR)							K		1B	1	0	0	0	0	0	0				
<b>Donnie Wall, R</b> OBP: 0.319, SLG: 0.382 (7,1)							K		1B	0	0	0	0	0	0	0				
<b>Dave Magadan, L</b> OBP: 0.319, SLG: 0.382 (9, PR)							K		1B	1	0	1	0	0	0	0				
<b>Ed Giovanola, L</b> OBP: 0.319, SLG: 0.382 (9, PR)							K		1B	0	0	0	0	0	0	0				
<b>Inning Stats</b>	R: 0 H: 0 E: 0 K: 0 S: 8	H: 0 LOB: 0 BB: 0 P: 13	R: 0 H: 1 E: 0 K: 2 S: 11	LOB: 2 BB: 1 P: 20	R: 2 H: 3 E: 0 K: 2 S: 16	H: 3 LOB: 2 BB: 1 P: 27	R: 0 H: 1 E: 0 K: 2 S: 10	LOB: 1 BB: 0 P: 14	R: 0 H: 0 E: 0 K: 3 S: 10	LOB: 0 BB: 0 P: 14	R: 0 H: 0 E: 0 K: 0 S: 7	LOB: 0 BB: 0 P: 12	R: 0 H: 1 E: 0 K: 1 S: 13	LOB: 2 BB: 0 P: 22	R: 0 H: 1 E: 0 K: 2 S: 10	LOB: 1 BB: 0 P: 13	1B: 5 2B: 2 3B: 0 HR: 0	SF: 0 SAC: 0 DP: 0 HBP: 1	WP: 1 PB: 0 SB: 1 CS: 0	PA: 38
<b>PITCHER</b>	IP	WLS	BF	H	R	ER	SO	BB	IBB	HBP	BLK	WP	HR	S	P	ERA	WHIP			
<b>Jose Lima, R</b> ERA: 2.68 (1,1)	8.0	W	34	6	2	2	10	3	0	1	0	1	0	81	132	2.25	1.125			
<b>Billy Wagner, L</b> ERA: 2.36 (9,1)	1.0	S	4	1	0	0	2	0	0	0	0	0	0	10	13	0.00	1.000			

San Diego Padres @ Houston Astros  
Astrodome, Houston, TX  
Sat Jun 12 1999, 8:05 PM EDT  
Att: 39,893 - Dome - 72 F

AB 34  
R 2  
H 7  
RBI 2  
BB 3  
SO 12  
LOB 15



Batter	1	2	3	4	5	6	7	8	9	AB	R	H	RBI	BB	SO	LOB	BOTTOM			
<b>Craig Biggio, R</b> OBP: 0.367, SLG: 0.442 (1,4)	P3		G4-3		L9		F9			4	0	0	0	0	0	2				
<b>Bill Sciers, L</b> OBP: 0.350, SLG: 0.418 (1,5)	G3		K				G4-3		FC5-4	4	0	0	0	0	1	1				
<b>5 Jeff Bagwell, R</b> OBP: 0.468, SLG: 0.696 (1,3)	G5-3						F9		3B	4	1	1	0	0	1	0				
<b>Derek Bell, R</b> OBP: 0.297, SLG: 0.366 (1,9)		G5-3					F9		P4	4	0	0	0	0	1	1				
<b>Carl Everett, S</b> OBP: 0.367, SLG: 0.441 (1,8)		S					P6		F7	4	0	2	1	0	0	0				
<b>Richard Hidalgo, R</b> OBP: 0.326, SLG: 0.528 (1,7)		1B					3B		F7	3	1	1	1	0	1	2				
<b>Paul Bako, L</b> OBP: 0.433, SLG: 0.518 (1,2)		BB					HR		HR	2	1	2	1	1	0	0				
<b>Ricky Gutierrez, R</b> OBP: 0.400, SLG: 0.418 (1,6)		BB					1B		F8	3	0	0	0	0	1	3				
<b>Jose Lima, R</b> OBP: 0.242, SLG: 0.194 (1,1)							K		F8	3	0	1	0	0	0	1				
<b>Billy Wagner, L</b> ERA: 2.36 (9,1)							P7		FC5-4	0	0	0	0	0	0	0				
<b>Inning Stats</b>	R: 0 H: 0 E: 0 K: 0 S: 5	H: 1 LOB: 2 BB: 1 P: 8	R: 0 H: 1 E: 0 K: 0 S: 9	LOB: 2 BB: 1 P: 19	R: 0 H: 0 E: 0 K: 1 S: 10	H: 0 LOB: 0 BB: 0 P: 13	R: 0 H: 0 E: 0 K: 2 S: 9	LOB: 0 BB: 0 P: 11	R: 1 H: 2 E: 0 K: 1 S: 17	H: 2 LOB: 1 BB: 0 P: 26	R: 1 H: 2 E: 0 K: 1 S: 14	LOB: 1 BB: 0 P: 22	R: 1 H: 2 E: 0 K: 0 S: 8	LOB: 1 BB: 0 P: 11	R: 0 H: 0 E: 0 K: 0 S: 10	LOB: 0 BB: 0 P: 15	1B: 3 2B: 1 3B: 1 HR: 2	SF: 0 SAC: 0 DP: 0 HBP: 0	WP: 0 PB: 0 SB: 2 CS: 0	PA: 32
<b>PITCHER</b>	IP	WLS	BF	H	R	ER	SO	BB	IBB	HBP	BLK	WP	HR	S	P	ERA	WHIP			
<b>Brian Boehringer, R</b> ERA: 3.19 (1,1)	4.0		16	3	1	1	3	1	0	0	0	0	1	40	63	2.25	1.000			
<b>Will Cunnane, R</b> ERA: 2.45 (5,1)	2.0		8	2	1	1	2	0	0	0	0	0	0	24	36	4.50	1.000			
<b>Donnie Wall, R</b> ERA: 3.33 (7,1)	2.0	L	8	2	1	1	0	0	0	0	0	0	1	18	26	4.50	1.000			

San Diego Padres @ Houston Astros  
Astrodome, Houston, TX  
Sat Jun 12 1999, 8:05 PM EDT  
Att: 39,893 - Dome - 72 F

AB 31  
R 3  
H 7  
RBI 3  
BB 1  
SO 5  
LOB 10





Batter	1	2	3	4	5	6	7	8	9	AB	R	H	RBI	BB	SO	LOB	TOP										
Doug Glanville, R OBP: 0.386, SLG: 0.435	(1, 8) G5-3		(2, 3) K				(2, 3-1) G5-3		(2, 1-1) P4	5	0	1	0	0	1	2	<b>Philadelphia Phillies @ San Diego Padres</b> Qualcomm Stadium, San Diego, CA Tue Jun 15 1999, 10:05 PM EDT Att: 16,134 - Cloudy - 68 F										
Ron Gant, R OBP: 0.357, SLG: 0.439	(1, 7) G4-6-3 BB		(3, 0-0) FC5-4				(2, 2-2) E6 1B		(3, 2-0) G3-1	4	0	2	0	1	0	2											
Bobby Abreu, L OBP: 0.438, SLG: 0.601	(1, 9) G4-6-3				(1, 3-1) G4-3		(2, 1-3) K			4	0	1	0	0	1	4											
Scott Rolen, R OBP: 0.356, SLG: 0.493					(1, 0-0) G6-3		(3, 0-1) HR			4	1	1	1	0	1	5											
Rico Brogna, L OBP: 0.320, SLG: 0.412					(2, 3-3) K		(1, 0-0) G1-3		(1, 1-2) G4-3	4	0	1	0	0	1	0											
Mike Lieberthal, R OBP: 0.400, SLG: 0.610					(2, 1-0) G5-3 HBP		(2, 2-2) G6-3		(2, 0-0) G5-3	3	0	0	0	0	0	1											
Marlon Anderson, L Amaury Telemaco, R	(1, 4) F9				(3, 3-3) K		(4, 1-1) BB		(3, 2-2) G5-3	2	0	0	0	0	1	2											
Alex Arias, R Steve Montgomery, R	(8, PH)									0	0	0	0	0	0	0											
Desi Relaford, S OBP: 0.353, SLG: 0.353					(1, 0-1) L6		(1, 1-1) L9		(2, 0-3) K	3	0	0	0	0	1	1											
Chad Ogea, R Robert Person, R	(1, 1) FC5-4 BB				(4, 1-1) E5 1B 1B		(2, 2-2) F8		(3, 3-1) F9	0	0	0	0	1	0	0											
23 Kevin Jordan, R Kevin Seick, R	(4, 4) FC5-4 BB									0	0	0	0	0	0	0											
Inning Stats	R: 0 E: 0 K: 0 S: 6	H: 0 LOB: 0 BB: 1 P: 14	R: 0 E: 0 K: 1 S: 7	H: 0 LOB: 1 BB: 0 P: 11	R: 0 E: 0 K: 1 S: 7	H: 0 LOB: 1 BB: 1 P: 13	R: 1 E: 0 K: 1 S: 11	H: 2 LOB: 1 BB: 0 P: 19	R: 0 E: 0 K: 1 S: 13	H: 0 LOB: 1 BB: 1 P: 14	R: 0 E: 1 K: 1 S: 13	H: 2 LOB: 2 BB: 0 P: 24	R: 0 E: 0 K: 0 S: 7	H: 0 LOB: 0 BB: 0 P: 10	R: 0 E: 0 K: 0 S: 5	H: 0 LOB: 1 BB: 0 P: 13	1B: 4 2B: 1 3B: 0 HR: 1	SF: 0 SAC: 0 DP: 1 HBP: 2	WP: 0 PA: 38 PB: 0 SB: 0 CS: 0								
PITCHER	IP	WLS	BF	H	R	ER	SO	BB	IBB	HBP	BLK	WP	HR	S	P	ERA	WHIP										
Matt Clement, R ERA: 4.68	(1, 1) 6.0	W	26	4	1	1	5	3	0	1	0	0	1	51	92	1.50	1.167										
Dan Miceli, R ERA: 4.33	(7, 1) 1.0		5	2	0	0	1	0	0	0	0	0	0	13	24	0.00	2.000										
Carlos Reyes, R ERA: 3.18	(8, 1) 1.0		3	0	0	0	0	0	0	0	0	0	0	7	10	0.00	0.000										
Carlos Almanzar, R ERA: 4.35	(9, 1) 1.0		4	0	0	0	0	0	0	1	0	0	0	5	13	0.00	0.000										

AB	33
R	1
H	6
RBI	1
BB	3
SO	6
LOB	18



Batter	1	2	3	4	5	6	7	8	9	AB	R	H	RBI	BB	SO	LOB	BOTTOM										
QuiVio Veras, S OBP: 0.335, SLG: 0.335	(1, 4) G4-3									5	0	2	2	0	0	2	<b>Philadelphia Phillies @ San Diego Padres</b> Qualcomm Stadium, San Diego, CA Tue Jun 15 1999, 10:05 PM EDT Att: 16,134 - Cloudy - 68 F										
Eric Owens, R OBP: 0.325, SLG: 0.416	(1, 7) S HBP									4	0	1	0	0	0	3											
Tony Gwynn, L Gary Matthews, S	(1, 9) P6									1	0	0	0	0	0	1											
Greg Myers, L OBP: 0.374, SLG: 0.429	(1, 2) L7									4	0	0	0	0	0	8											
Jim Leyritz, R OBP: 0.340, SLG: 0.480										4	1	2	0	0	0	0											
George Arias, R OBP: 0.250, SLG: 0.406										4	1	1	1	0	2	2											
Carlos Reyes, S OBP: 0.390, SLG: 0.433										0	0	0	0	0	0	0											
Ruben Rivera, R OBP: 0.257, SLG: 0.433										4	1	2	1	0	1	1											
Damian Jackson, R OBP: 0.326, SLG: 0.377										2	2	1	1	2	1	0											
Matt Clement, R John Vander Wal, L Dan Miceli, R	(1, 1) SH									1	1	1	0	0	0	0											
Ed Giovanola, L OBP: 0.326, SLG: 0.297	(8, 5) SH BB									0	0	0	0	1	0	0											
Inning Stats	R: 0 E: 0 K: 0 S: 7	H: 0 LOB: 1 BB: 0 P: 14	R: 4 E: 1 K: 0 S: 23	H: 4 LOB: 2 BB: 2 P: 39	R: 0 E: 0 K: 0 S: 5	H: 1 LOB: 0 BB: 0 P: 7	R: 1 E: 0 K: 0 S: 10	H: 3 LOB: 2 BB: 1 P: 17	R: 0 E: 0 K: 2 S: 9	H: 0 LOB: 0 BB: 0 P: 13	R: 0 E: 0 K: 1 S: 8	H: 0 LOB: 2 BB: 1 P: 17	R: 0 E: 0 K: 1 S: 17	H: 2 LOB: 2 BB: 0 P: 27	R: 1 E: 0 K: 0 S: 10	H: 1 LOB: 1 BB: 1 P: 22	1B: 7 2B: 2 3B: 0 HR: 2	SF: 0 SAC: 1 DP: 3 HBP: 1	WP: 0 PA: 39 PB: 0 SB: 1 CS: 1								
PITCHER	IP	WLS	BF	H	R	ER	SO	BB	IBB	HBP	BLK	WP	HR	S	P	ERA	WHIP										
Chad Ogea, R ERA: 5.18	(1, 1) 3.0	L	18	7	5	4	0	2	0	1	0	0	0	40	66	12.00	3.000										
Robert Person, R ERA: 8.48	(4, 1) 2.0		7	1	0	0	2	1	0	0	0	0	0	14	24	0.00	1.000										
Amaury Telemaco, R ERA: 4.5	(6, 1) 2.0		8	2	0	0	2	1	0	0	0	0	0	25	44	0.00	1.500										
Steve Montgomery, R ERA: 2.41	(8, 1) 1.0		5	1	1	1	0	1	0	0	0	0	1	10	22	9.00	2.000										

AB	31
R	6
H	11
RBI	6
BB	5
SO	4
LOB	18





Batter	1	2	3	4	5	6	7	8	9	AB	R	H	RBI	BB	SO	LOB	TOP								
Doug Glanville, R (1,8) OBP: 0.386, SLG: 0.434	F7		G6-3		FC5-4		1B		G6-4-3	5	0	2	1	0	0	1	<b>Philadelphia Phillies @ San Diego Padres</b> Qualcomm Stadium, San Diego, CA Wed Jun 16 1999, 10:35 PM EDT Att: 15,136 - Unknown - 68 F								
Ron Cant, R (1,7) OBP: 0.358, SLG: 0.452	K		K			2B	1B		G6-4-3	5	1	2	1	0	2	2									
Bobby Abreu, L (1,9) OBP: 0.434, SLG: 0.599	K			K		2B	F7			4	0	1	0	0	2	0									
Scott Rolen, R (1,5)		3B				K				2	1	1	0	2	1	2									
Rico Brogna, L (1,3) OBP: 0.322, SLG: 0.419		SF8		K			F8			3	1	1	1	1	1	2									
Mike Lieberthal, R (1,2) OBP: 0.393, SLG: 0.601		SF8		K			K		G5-3	3	0	0	1	0	2	5									
Kevin Seick, R (1,4) OBP: 0.405, SLG: 0.597 15 David Doster, R (7,4) OBP: 0.500, SLG: 0.625		K			L9		FC6-4		K	3	0	0	0	0	1	3									
Desi Relaford, S (1,6) OBP: 0.349, SLG: 0.349 Alex Arias, R (6,6) OBP: 0.338, SLG: 0.446		F8			G6-3		SH2-4		1B	2	0	0	0	0	0	0									
Randy Wolf, L (1,1) OBP: 0.250, SLG: 0.250 Marlon Anderson, L (9, PH) OBP: 0.251, SLG: 0.344 Wayne Gomes, R (9, 1)				K			SH2-4		K	2	0	1	0	0	1	0									
										0	0	0	0	0	0	0									
<b>Inning Stats</b>	R: 0 E: 0 K: 2 S: 10	H: 0 LOB: 0 BB: 0 P: 16	R: 2 E: 0 K: 1 S: 13	H: 2 LOB: 0 BB: 0 P: 21	R: 0 E: 0 K: 2 S: 10	H: 0 LOB: 1 BB: 1 P: 15	R: 0 E: 0 K: 3 S: 14	H: 0 LOB: 1 BB: 1 P: 26	R: 0 E: 0 K: 0 S: 10	H: 1 LOB: 1 BB: 0 P: 18	R: 0 E: 0 K: 2 S: 11	H: 2 LOB: 3 BB: 1 P: 18	R: 2 E: 0 K: 0 S: 7	H: 3 LOB: 0 BB: 0 P: 10	R: 0 E: 0 K: 1 S: 6	H: 0 LOB: 1 BB: 1 P: 13	R: 0 E: 0 K: 1 S: 10	H: 1 LOB: 1 BB: 1 P: 18	1B: 6 2B: 1 3B: 1 HR: 1	SF: 1 SAC: 1 DP: 1 HBP: 0	WP: 0 PB: 0 SB: 2 CS: 0	PA: 38			
<b>PITCHER</b>	IP	WLS	BF	H	R	ER	SO	BB	IBB	HBP	BLK	WP	HR	S	P	ERA	WHIP								
Sterling Hitchcock, L (1, 1) ERA: 4.76	5.0	L	21	5	2	2	8	1	0	0	0	0	0	60	101	3.60	1.200								
Will Cunnane, R (6, 1) ERA: 4.76	2.0		9	3	2	2	2	0	1	0	0	0	1	15	23	9.00	1.500								
Carlos Reyes, R (8, 1) ERA: 3.99	1.0		4	0	0	0	1	1	0	0	0	0	0	6	13	0.00	1.000								
Trevor Hoffman, R (9, 1) ERA: 3.91	1.0		4	1	0	0	1	1	0	0	0	0	0	10	18	0.00	2.000								



Batter	1	2	3	4	5	6	7	8	9	AB	R	H	RBI	BB	SO	LOB	BOTTOM								
QuiVivo Veras, S (1,4) OBP: 0.338, SLG: 0.335	F9		G4-6-3		1B				G6-3	3	0	1	1	1	0	0	<b>Philadelphia Phillies @ San Diego Padres</b> Qualcomm Stadium, San Diego, CA Wed Jun 16 1999, 10:35 PM EDT Att: 15,136 - Unknown - 68 F								
Gary Matthews, S (1,9) OBP: 0.524, SLG: 0.231			G4-6-3			K			F9	3	0	0	0	1	1	2									
Eric Owens, R (1,7) OBP: 0.317, SLG: 0.405	P4			K			F8		G6-3	4	0	0	0	0	1	1									
Jim Leyritz, R (1,2) OBP: 0.331, SLG: 0.465			G6-3		K		F9		K	4	0	0	0	0	2	1									
Phil Nevin, R (1,3) OBP: 0.302, SLG: 0.505			F9				HR		1B	4	1	3	1	0	0	0									
Ruben Rivera, R (1,8) OBP: 0.253, SLG: 0.425 Tony Gwynn, L (9, PH) OBP: 0.389, SLG: 0.460 David Newhan, L (9, PR) OBP: 0.300, SLG: 0.400			F7				P4		1B	3	0	0	0	0	1	1									
George Arias, R (1,5) OBP: 0.252, SLG: 0.404 John Vander Wal, L (9, PH) OBP: 0.387, SLG: 0.429			K				G1-3		L6	3	0	1	0	0	1	0									
Damian Jackson, R (1,6) OBP: 0.326, SLG: 0.377							K			3	0	1	0	0	1	1									
Sterling Hitchcock, L (1, 1) ERA: 1.32 Will Cunnane, R (6, 1) Carlos Reyes, S (8, 1) Dave Magadan, L (9, PH) Trevor Hoffman, R (9, 1)							FC5-6		L7	2	1	0	0	0	1	2									
										0	0	0	0	0	0	0									
<b>Inning Stats</b>	R: 0 E: 0 K: 0 S: 11	H: 0 LOB: 1 BB: 1 P: 22	R: 0 E: 0 K: 1 S: 6	H: 0 LOB: 0 BB: 0 P: 12	R: 0 E: 0 K: 1 S: 8	H: 1 LOB: 1 BB: 1 P: 15	R: 0 E: 0 K: 3 S: 13	H: 1 LOB: 1 BB: 0 P: 20	R: 1 E: 1 K: 0 S: 7	H: 2 LOB: 1 BB: 0 P: 11	R: 0 E: 0 K: 1 S: 8	H: 0 LOB: 0 BB: 0 P: 15	R: 1 E: 0 K: 1 S: 7	H: 1 LOB: 0 BB: 0 P: 10	R: 0 E: 0 K: 0 S: 10	H: 0 LOB: 0 BB: 0 P: 14	R: 0 E: 0 K: 1 S: 11	H: 2 LOB: 2 BB: 0 P: 19	1B: 6 2B: 0 3B: 0 HR: 1	SF: 0 SAC: 0 DP: 1 HBP: 0	WP: 0 PB: 0 SB: 0 CS: 0	PA: 34			
<b>PITCHER</b>	IP	WLS	BF	H	R	ER	SO	BB	IBB	HBP	BLK	WP	HR	S	P	ERA	WHIP								
Randy Wolf, L (1, 1) ERA: 1.32	8.0	W	29	5	2	1	7	2	0	0	0	0	0	70	119	1.12	0.875								
Wayne Gomes, R (9, 1) ERA: 3.9	1.0	S	5	2	0	0	1	0	0	0	0	0	0	11	19	0.00	2.000								





Batter	1	2	3	4	5	6	7	8	9	AB	R	H	RBI	BB	SO	LOB	TOP					
Doug Glanville, R (1.8) OBP: 0.386, SLG: 0.445	2-2 1B		1-2 HR	2-1 G6-3		2-2 F9		3-1 G6-3		5	1	2	2	0	0	2	<b>Philadelphia Phillies @ San Diego Padres</b> Qualcomm Stadium, San Diego, CA Thu Jun 17 1999, 5:05 PM EDT Att: 16,671 - Sunny - 73 F					
Ron Gant, R (1.7) OBP: 0.360, SLG: 0.451	0-3 K		0-1 CS		0-0 F8	4-2 2B		1-3 K		3	1	1	0	1	1	1						
15 David Doster, R (7.4) OBP: 0.485, SLG: 0.600						1-2 2B				0	0	0	0	0	0	0						
Bobby Abreu, L (1.9) OBP: 0.438, SLG: 0.614	0-1 F7		3-2 1B		0-0 WP 1B	1-1 2B			1-2 P8	5	1	3	2	0	0	1						
Scott Rolen, R (1.5) OBP: 0.363, SLG: 0.496	0-2 P9		2-0 P4		0-0 WP 1B	1-0 2B			0-0 G6-3	5	0	2	1	0	0	2						
Rico Brogna, L (1.3) OBP: 0.317, SLG: 0.411		1-2 P5	0-0 G4-3		1-0 F7	0-1 G3			2-1 F8	5	0	0	0	0	0	4						
Mike Lieberthal, R (1.2) OBP: 0.399, SLG: 0.617		1-1 HR		3-2 1B	4-0 FC6-4 IBB					3	2	2	1	1	0	0						
Marlon Anderson, L (1.4) OBP: 0.251, SLG: 0.342		1-0 G4-3		1-1 FC5-4 1B	0-0 FC6-4				1-2 F9	4	0	1	0	0	0	3						
Steve Montgomery, R (7.1) OBP: 1.000, SLG: 1.000				1-2 FC5-4 1B	1-2 FC6-4					0	0	0	0	0	0	0						
Jim Poole, L (8.1)					1-2 FC5-4 1B					0	0	0	0	0	0	0						
Wayne Gomes, R (9.1)										0	0	0	0	0	0	0						
Alex Arias, R (1.6) OBP: 0.333, SLG: 0.436		1-3 K		0-0 FC5-4 SH3		1-0 2B			1-0 P5	4	1	1	0	0	1	1						
Paul Byrd, R (1.1) OBP: 0.235, SLG: 0.188				4-1 HR	0-0 SH3				0-2 L9	1	1	0	0	1	0	1						
Kevin Seick, R (6.7) OBP: 0.400, SLG: 0.500						0-0 B1				1	0	0	0	0	0	0						
<b>Inning Stats</b>	R: 0 E: 0 K: 1 S: 11	H: 1 LOB: 1 BB: 0 P: 13	R: 1 E: 0 K: 1 S: 9	H: 1 LOB: 0 BB: 0 P: 13	R: 2 E: 0 K: 0 S: 11	H: 3 LOB: 1 BB: 1 P: 21	R: 1 E: 1 K: 0 S: 9	H: 2 LOB: 1 BB: 0 P: 15	R: 0 E: 0 K: 0 S: 5	H: 2 LOB: 3 BB: 1 P: 10	R: 3 E: 0 K: 0 S: 13	H: 3 LOB: 1 BB: 1 P: 22	R: 0 E: 0 K: 0 S: 6	H: 0 LOB: 0 BB: 0 P: 8	R: 0 E: 0 K: 1 S: 8	H: 0 LOB: 0 BB: 0 P: 12	R: 0 E: 0 K: 0 S: 6	H: 0 LOB: 0 BB: 0 P: 9	1B: 7 2B: 2 3B: 1 HR: 2	SF: 0 SAC: 1 DP: 0 HBP: 0	WP: 1 PB: 0 SB: 1 CS: 0	PA: 41
<b>PITCHER</b>	IP WLS BF H R ER SO BB IBB HBP BLK WP HR S P ERA WHIP	IP WLS BF H R ER SO BB IBB HBP BLK WP HR S P ERA WHIP															IP WLS BF H R ER SO BB IBB HBP BLK WP HR S P ERA WHIP					
Woody Williams, R (1.1) ERA: 3.76	5.2 L 30 11 7 6 2 2 1 0 0 0 1 2 55 90 9.53 2.294																					
Carlos Almanzar, R (6.1) ERA: 3.86	1.1 5 1 0 0 0 0 0 0 0 0 0 0 9 12 0.00 0.750																					
Dan Miceli, R (8.1) ERA: 4.18	1.0 3 0 0 0 1 0 0 0 0 0 0 0 8 12 0.00 0.000																					
Donne Wall, R (9.1) ERA: 3.21	1.0 3 0 0 0 0 0 0 0 0 0 0 0 6 9 0.00 0.000																					

Batter	1	2	3	4	5	6	7	8	9	AB	R	H	RBI	BB	SO	LOB	BOTTOM					
QuiVio Veras, S (1.4) OBP: 0.340, SLG: 0.333	0-1 G4-3		4-1 G1-3 1B 2B BB	1-2 F8		3-2 1B 1B		2-3 K		4	1	1	0	1	1	3	<b>Philadelphia Phillies @ San Diego Padres</b> Qualcomm Stadium, San Diego, CA Thu Jun 17 1999, 5:05 PM EDT Att: 16,671 - Sunny - 73 F					
Eric Owens, R (1.7) OBP: 0.320, SLG: 0.405	1-1 F8		2-2 F8	0-3 K		3-2 FC4 1B		0-1 S 1B		5	0	2	2	0	1	3						
Tony Gwynn, L (1.9) OBP: 0.390, SLG: 0.458	0-1 BB 1B		2-2 G1-3 2B 1B		0-1 G6-3	0-1 FC4		0-0 F8		5	1	2	0	0	0	3						
John Vander Wal, L (1.3) OBP: 0.383, SLG: 0.417	4-1 FC4-6 BB		0-0 G1-3		0-0 G4-3		2-3 K	2-3 K		3	0	0	0	1	1	2						
Gary Matthews, S (6. PH) OBP: 0.500, SLG: 0.214			1-2 2-3 BB					1-2 K		1	0	0	0	0	1	1						
Donne Wall, R (9.1) ERA: 3.21			1-2 2-3 BB					1-2 K		0	0	0	0	0	0	0						
Dave Magadan, L (1.5) OBP: 0.365, SLG: 0.372	1-0 FC4-6		3-2 2B		2-1 2B				4-1 BB BB	3	0	2	2	2	0	2						
David Newhan, L (9. PR) OBP: 0.300, SLG: 0.400			2-H 3-H 2B						4-1 FC6-4 BB	0	0	0	0	0	0	0						
Greg Myers, L (1.2) OBP: 0.373, SLG: 0.426		2-0 F8		0-1 F8		2-1 G3			2-2 F7	3	0	1	0	0	0	2						
Carlos Almanzar, R (6.1) ERA: 3.24										0	0	0	0	0	0	0						
George Arias, R (7. PH) OBP: 0.250, SLG: 0.400										1	0	0	0	0	1	1						
Dan Miceli, R (8.1) ERA: 4.0										0	0	0	0	0	0	0						
Ed Giovanola, L (9.5) OBP: 0.318, SLG: 0.289										1	0	0	0	0	0	1						
Ruben Rivera, R (1.8) OBP: 0.251, SLG: 0.418	1-1 FC5-4			0-0 FC3-5 1B		1-2 G4-3			0-1 FC6-4	5	0	1	0	0	0	3						
Damian Jackson, R (1.6) OBP: 0.328, SLG: 0.396	3-2 F8			3-2 FC3-5 1B		1-3 K			1-2 F7	5	1	2	1	0	1	2						
Woody Williams, R (1.1) ERA: 3.24										2	0	0	0	0	0	3						
Phil Nevin, R (6.2) OBP: 0.314, SLG: 0.519	1-1 G5-3			1-0 FC3-5		4-0 1B 1B BB		2-2 WP 1B 2B		1	2	1	0	1	0	0						
<b>Inning Stats</b>	R: 0 E: 0 K: 0 S: 8	H: 1 LOB: 2 BB: 1 P: 14	R: 0 E: 0 K: 0 S: 8	H: 1 LOB: 0 BB: 0 P: 15	R: 2 E: 0 K: 0 S: 15	H: 2 LOB: 1 BB: 1 P: 26	R: 0 E: 0 K: 1 S: 13	H: 2 LOB: 2 BB: 0 P: 18	R: 0 E: 0 K: 0 S: 7	H: 1 LOB: 1 BB: 0 P: 11	R: 1 E: 0 K: 1 S: 17	H: 2 LOB: 2 BB: 1 P: 29	R: 0 E: 0 K: 2 S: 10	H: 0 LOB: 1 BB: 1 P: 18	R: 2 E: 0 K: 2 S: 16	H: 3 LOB: 1 BB: 0 P: 25	R: 0 E: 0 K: 0 S: 9	H: 0 LOB: 1 BB: 1 P: 16	1B: 8 2B: 3 3B: 0 HR: 1	SF: 0 SAC: 0 DP: 0 HBP: 0	WP: 1 PB: 0 SB: 1 CS: 0	PA: 44
<b>PITCHER</b>	IP WLS BF H R ER SO BB IBB HBP BLK WP HR S P ERA WHIP	IP WLS BF H R ER SO BB IBB HBP BLK WP HR S P ERA WHIP															IP WLS BF H R ER SO BB IBB HBP BLK WP HR S P ERA WHIP					
Paul Byrd, R (1.1) ERA: 3.24	5.2 W 29 3 3 3 2 3 0 0 0 0 0 6 12 0.00 1.500																					
Yorkis Perez, L (6.1) ERA: 3.45	0.2 H 3 0 0 0 1 1 0 0 0 0 0 6 12 0.00 1.500																					
Steve Montgomery, R (7.1) ERA: 3.2	1.0 6 3 2 2 2 0 0 0 0 1 1 18 27 18.00 3.000																					
Jim Poole, L (8.1) ERA: 4.0	1.0 H 4 0 0 0 1 1 0 0 0 0 0 8 16 0.00 1.000																					
Wayne Gomes, R (9.1) ERA: 3.82	0.2 S 2 0 0 0 0 0 0 0 0 0 0 5 6 0.00 0.000																					



Batter	1	2	3	4	5	6	7	8	9	AB	R	H	RBI	BB	SO	LOB	TOP										
Al Martin, L OBP: 0.360, SLG: 0.522 (1, 7)	F7		1B		K		L7			4	1	1	0	0	1	0	<b>Pittsburgh Pirates @ San Diego Padres</b> Qualcomm Stadium, San Diego, CA Fri Jun 18 1999, 10:05 PM EDT Att: 60,799 - Unknown - 59 F										
Ed Sprague, R OBP: 0.459, SLG: 0.571 (1, 5)	F8		1B		HR		P6			4	1	2	1	0	0	0											
Brian Giles, L OBP: 0.406, SLG: 0.557 (1, 8)	P5		1B		F8		F8			4	0	1	1	0	0	0											
Kevin Young, R OBP: 0.423, SLG: 0.514 (1, 3)		G5-3	G5-3		K		K			4	0	0	0	0	2	2											
1B Jason Kendall, R OBP: 0.440, SLG: 0.536 (1, 2)		1B		FC3-6		F9		K2-3		4	0	2	0	0	1	0											
Warren Morris, L OBP: 0.356, SLG: 0.429 (1, 4)	K			K		1B		G6-3		4	0	1	0	0	2	2											
Brant Brown, L OBP: 0.309, SLG: 0.489 (1, 9)	F8			FC3-6		F7		WP		2	0	0	0	0	0	2											
Jose Guillen, R OBP: 0.325, SLG: 0.355 (5, 9)	1-2			1-2				1B		2	0	1	0	0	0	1											
Mike Benjamin, R OBP: 0.275, SLG: 0.319 (1, 6)			G1-3	F8		F9		K		4	0	0	0	0	1	2											
Jose Silva, R OBP: 0.125, SLG: 0.125 (1, 1)					G6-3		K			2	0	0	0	0	1	0											
Freddy Garcia, R OBP: 0.259, SLG: 0.356 (7, PH)										1	0	0	0	0	1	0											
Scott Sauerbeck, R OBP: 0.325, SLG: 0.355 (7, 1)										0	0	0	0	0	0	0											
Greg Hansell, R OBP: 0.325, SLG: 0.355 (8, 1)										0	0	0	0	0	0	0											
<b>Inning Stats</b>	R: 0 E: 0 K: 0 S: 5	H: 0 LOB: 0 BB: 0 P: 8	R: 0 E: 0 K: 1 S: 13	H: 1 LOB: 1 BB: 0 P: 19	R: 1 E: 0 K: 1 S: 15	H: 3 LOB: 2 BB: 0 P: 16	R: 0 E: 0 K: 1 S: 14	H: 1 LOB: 1 BB: 0 P: 20	R: 1 E: 0 K: 1 S: 10	H: 1 LOB: 0 BB: 0 P: 15	R: 0 E: 0 K: 1 S: 10	H: 1 LOB: 1 BB: 0 P: 16	R: 0 E: 0 K: 1 S: 8	H: 0 LOB: 0 BB: 0 P: 14	R: 0 E: 0 K: 1 S: 6	H: 0 LOB: 0 BB: 0 P: 8	R: 0 E: 0 K: 2 S: 12	H: 1 LOB: 1 BB: 0 P: 17	1B: 7 2B: 0 3B: 0 HR: 1	SF: 0 SAC: 0 DP: 0 HBP: 0	WP: 1 PB: 0 SB: 1 CS: 0	PA: 35					
<b>PITCHER</b>	IP	WLS	BF	H	R	ER	SO	BB	IBB	HBP	BLK	WP	HR	S	P	ERA	WHIP										
Brian Boehringer, R ERA: 3.24 (1, 1)	5.0	W	21	6	2	2	4	0	0	0	0	0	1	57	78	3.60	1.200										
Carlos Reyes, R ERA: 3.0 (6, 1)	1.0	H	4	1	0	0	1	0	0	0	0	0	0	10	16	0.00	1.000										
Donne Wall, R ERA: 3.0 (7, 1)	2.0	H	6	0	0	0	2	0	0	0	0	0	0	14	22	0.00	0.000										
Trevor Hoffman, R ERA: 3.76 (9, 1)	1.0	S	4	1	0	0	2	0	0	0	0	1	0	12	17	0.00	1.000										

Batter	1	2	3	4	5	6	7	8	9	AB	R	H	RBI	BB	SO	LOB	BOTTOM										
QuiVivo Veras, S OBP: 0.343, SLG: 0.333 (1, 4)	1B	G6-3		CS		G3-1		CS		3	1	1	0	1	0	1	<b>Pittsburgh Pirates @ San Diego Padres</b> Qualcomm Stadium, San Diego, CA Fri Jun 18 1999, 10:05 PM EDT Att: 60,799 - Unknown - 59 F										
Reggie Sanders, R OBP: 0.369, SLG: 0.487 (1, 7)	F9		G4-3	BB	1B		K			3	0	1	0	1	1	1											
Tony Gwynn, L OBP: 0.398, SLG: 0.459 (1, 9)	1B		G4-3	BB	F7		BB			2	0	1	0	2	0	1											
Eric Owens, R OBP: 0.320, SLG: 0.405 (7, PR)	1B		G4-3	BB			BB			0	0	0	0	0	0	0											
Dave Magadan, L OBP: 0.356, SLG: 0.364 (1, 3)	SF9		F7		K		L7			3	0	0	1	0	1	3											
Greg Myers, L OBP: 0.362, SLG: 0.412 (1, 2)	F8		G4-3		F8		G4-3			4	0	0	0	0	0	4											
Ed Giovanola, L OBP: 0.318, SLG: 0.289 (9, 5)			G4-3		F8		G4-3			0	0	0	0	0	0	0											
Phil Nevin, R OBP: 0.311, SLG: 0.505 (1, 5)	K		BB		F9		K			3	0	0	0	1	2	0											
Ruben Rivera, R OBP: 0.257, SLG: 0.456 (1, 8)	HR		F8		HR		F9			4	2	2	2	0	0	3											
Damian Jackson, R OBP: 0.337, SLG: 0.407 (1, 6)	G3		2B	PB	SH1-3		K			3	1	2	0	1	1	0											
Brian Boehringer, S ERA: 3.0 (1, 1)	G3		2B	SH1-3	BB		G3			1	0	0	0	0	0	1											
Carlos Reyes, S ERA: 3.0 (6, 1)										0	0	0	0	0	0	0											
David Newhan, L ERA: 3.0 (6, PH)										0	0	0	0	0	0	0											
Donne Wall, R ERA: 3.0 (7, 1)										0	0	0	0	0	0	0											
John Vander Wal, L ERA: 3.0 (8, PH)										1	0	1	0	0	0	0											
Trevor Hoffman, R ERA: 3.76 (9, 1)										0	0	0	0	0	0	0											
<b>Inning Stats</b>	R: 1 E: 0 K: 0 S: 11	H: 2 LOB: 1 BB: 0 P: 17	R: 1 E: 0 K: 1 S: 11	H: 2 LOB: 1 BB: 0 P: 15	R: 0 E: 0 K: 0 S: 12	H: 0 LOB: 3 BB: 3 P: 28	R: 1 E: 0 K: 0 S: 11	H: 1 LOB: 1 BB: 2 P: 22	R: 0 E: 0 K: 1 S: 6	H: 0 LOB: 0 BB: 0 P: 12	R: 1 E: 0 K: 1 S: 7	H: 1 LOB: 0 BB: 0 P: 8	R: 0 E: 0 K: 1 S: 6	H: 0 LOB: 1 BB: 1 P: 11	R: 0 E: 0 K: 1 S: 10	H: 2 LOB: 1 BB: 0 P: 13	R: 0 E: 0 K: 1 S: 10	H: 1 LOB: 1 BB: 0 P: 13	1B: 5 2B: 1 3B: 0 HR: 2	SF: 1 SAC: 1 DP: 0 HBP: 0	WP: 1 PB: 1 SB: 0 CS: 2	PA: 37					
<b>PITCHER</b>	IP	WLS	BF	H	R	ER	SO	BB	IBB	HBP	BLK	WP	HR	S	P	ERA	WHIP										
Jose Silva, R ERA: 6.36 (1, 1)	6.0	L	28	6	4	4	3	5	0	0	0	0	2	58	102	6.00	1.833										
Scott Sauerbeck, L ERA: 1.49 (7, 1)	1.0		4	0	0	0	1	1	0	0	0	0	0	6	11	0.00	1.000										
Greg Hansell, R ERA: 3.0 (8, 1)	1.0		4	2	0	0	1	0	0	0	0	0	0	10	13	0.00	2.000										



Batter	1	2	3	4	5	6	7	8	9	AB	R	H	RBI	BB	SO	LOB	TOP								
Mike Benjamin, R (1,6) OBP: 0.269, SLG: 0.311	G4-3		K	G5-3			G4-3			4	0	0	0	0	1	0	<b>Pittsburgh Pirates @ San Diego Padres</b> Qualcomm Stadium, San Diego, CA Sat Jun 19 1999, 10:05 PM EDT Att: 33,803 - Cloudy - 70 F								
Ed Sprague, R (1,5) OBP: 0.436, SLG: 0.570	G6-3		1B	G1-3			F9			4	1	1	0	0	0	0									
Brian Giles, L (1,8) OBP: 0.408, SLG: 0.554	FC5-4		1B	18 SF8			F8			3	1	1	0	1	1	0									
Kevin Young, R (1,3) OBP: 0.420, SLG: 0.510	FC5-4		18 SF8	1B			F7			4	1	1	1	0	0	1									
1B Jason Kendall, R (1,2) OBP: 0.441, SLG: 0.534		2-2	BLK	SF8						1	1	0	1	1	1	0									
Jose Guillen, R (1,9) OBP: 0.331, SLG: 0.360	E6		E	G5-3						4	0	2	1	0	0	1									
Freddy Garcia, R (1,7) OBP: 0.250, SLG: 0.344	K		E6				G6-3			3	0	0	0	0	1	2									
Al Martin, L (8,7) OBP: 0.359, SLG: 0.520	K		E6							1	0	0	0	0	1	0									
Abraham Nunez, S (1,4) OBP: 0.276, SLG: 0.253	FC6-4		FC6-4				G4-3			3	0	0	0	0	0	3									
Adrian Brown, S (9,PH) OBP: 0.339, SLG: 0.204	FC6-4		FC6-4							1	0	0	0	0	0	0									
Jason Schmidt, R (1,1) OBP: 0.087, SLG: 0.087	G5-3									3	0	0	0	0	1	1									
Jeff Wallace, L (7,1)							K			0	0	0	0	0	0	0									
Brad Clontz, R (7,1)										0	0	0	0	0	0	0									
Warren Morris, L (9,PH) OBP: 0.355, SLG: 0.426										1	0	0	0	0	1	0									
<b>Inning Stats</b>	R: 0 E: 0 K: 0 S: 8	H: 1 LOB: 1 BB: 0 P: 17	R: 1 E: 1 K: 1 S: 17	H: 1 LOB: 1 BB: 0 P: 26	R: 3 E: 1 K: 1 S: 15	H: 3 LOB: 2 BB: 1 P: 24	R: 0 E: 0 K: 0 S: 5	H: 0 LOB: 1 BB: 1 P: 6	R: 0 E: 0 K: 0 S: 11	H: 0 LOB: 1 BB: 1 P: 19	R: 0 E: 0 K: 1 S: 9	H: 0 LOB: 0 BB: 0 P: 14	R: 0 E: 0 K: 1 S: 9	H: 0 LOB: 0 BB: 0 P: 11	R: 0 E: 0 K: 1 S: 8	H: 0 LOB: 0 BB: 0 P: 12	R: 0 E: 0 K: 2 S: 11	H: 0 LOB: 0 BB: 0 P: 15	1B: 4 2B: 1 3B: 0 HR: 0	SF: 1 SAC: 0 DP: 0 HBP: 1	WP: 0 PB: 0 SB: 0 CS: 0	PA: 36			
<b>PITCHER</b>	IP	WLS	BF	H	R	ER	SO	BB	IBB	HBP	BLK	WP	HR	S	P	ERA	WHIP								
Heath Murray, L (1,1) ERA: 4.5	6.0		27	5	4	4	3	2	0	1	1	0	0	65	106	6.00	1.167								
Will Cunnane, R (7,1) ERA: 3.52	2.0	W	6	0	0	0	2	0	0	0	0	0	0	17	23	0.00	0.000								
Trevor Hoffman, R (9,1) ERA: 3.62	1.0	S	3	0	0	0	2	0	0	0	0	0	0	11	15	0.00	0.000								

AB	32
R	4
H	5
RBI	3
BB	2
SO	7
LOB	8



Batter	1	2	3	4	5	6	7	8	9	AB	R	H	RBI	BB	SO	LOB	BOTTOM								
Quilvio Veras, S (1,4) OBP: 0.346, SLG: 0.333	BB		1B	F8			G4-3			3	2	1	0	1	0	1	<b>Pittsburgh Pirates @ San Diego Padres</b> Qualcomm Stadium, San Diego, CA Sat Jun 19 1999, 10:05 PM EDT Att: 33,803 - Cloudy - 70 F								
Reggie Sanders, R (1,7) OBP: 0.372, SLG: 0.484	2B		K				F9			3	1	1	0	1	1	1									
Tony Gwynn, L (1,9) OBP: 0.397, SLG: 0.456	L7		BB	F7						3	1	1	0	0	0	4									
Eric Owens, R (6,9) OBP: 0.324, SLG: 0.415			1B				WP			1	1	1	0	0	0	0									
John Vander Wal, L (1,3) OBP: 0.394, SLG: 0.438	SF8		G5-3				P9			3	0	2	2	0	1	0									
Phil Nevin, R (7,PH) OBP: 0.309, SLG: 0.500	2B		1B							1	0	0	0	0	0	1									
Dave Magadan, L (1,5) OBP: 0.366, SLG: 0.380	SF8		G5-3							2	0	2	2	1	0	0									
Jim Leyritz, R (1,2) OBP: 0.322, SLG: 0.451	G5-3		G5-3							4	0	0	1	0	1	5									
Trevor Hoffman, R (9,1)										0	0	0	0	0	0	0									
Ruben Rivera, R (1,8) OBP: 0.251, SLG: 0.445	G5-3		K							4	0	0	0	0	3	3									
Damian Jackson, R (1,6) OBP: 0.335, SLG: 0.416	G6-3		G5-3							4	0	1	0	0	1	0									
Heath Murray, L (1,1) OBP: 0.250, SLG: 0.182	K									2	0	1	0	0	1	0									
David Newhan, L (6,PH) OBP: 0.250, SLG: 0.333										1	0	0	0	0	0	1									
Will Cunnane, R (7,1) ERA: 2.43										0	0	0	0	0	0	0									
Ed Giovannola, L (8,PH) OBP: 0.311, SLG: 0.282										1	0	0	0	0	1	0									
<b>Inning Stats</b>	R: 2 E: 0 K: 0 S: 13	H: 2 LOB: 1 BB: 1 P: 22	R: 0 E: 0 K: 1 S: 7	H: 0 LOB: 0 BB: 0 P: 14	R: 2 E: 0 K: 2 S: 13	H: 2 LOB: 2 BB: 2 P: 28	R: 0 E: 0 K: 0 S: 12	H: 2 LOB: 1 BB: 0 P: 17	R: 0 E: 0 K: 0 S: 10	H: 1 LOB: 1 BB: 0 P: 17	R: 0 E: 0 K: 0 S: 10	H: 1 LOB: 0 BB: 0 P: 16	R: 1 E: 0 K: 1 S: 11	H: 2 LOB: 1 BB: 0 P: 18	R: 0 E: 0 K: 3 S: 11	H: 0 LOB: 0 BB: 0 P: 20	1B: 6 2B: 4 3B: 1 HR: 0	SF: 1 SAC: 0 DP: 1 HBP: 0	WP: 1 PB: 0 SB: 0 CS: 0	PA: 36					
<b>PITCHER</b>	IP	WLS	BF	H	R	ER	SO	BB	IBB	HBP	BLK	WP	HR	S	P	ERA	WHIP								
Jason Schmidt, R (1,1) ERA: 4.62	6.1	L	30	9	5	5	5	3	0	0	0	0	0	69	119	7.11	1.895								
Jeff Wallace, L (7,1) ERA: 2.43	0.1		2	1	0	0	0	0	0	0	0	1	0	4	8	0.00	3.000								
Brad Clontz, R (7,1) ERA: 1.71	1.1		4	0	0	0	4	0	0	0	0	0	0	14	25	0.00	0.000								

AB	32
R	5
H	10
RBI	5
BB	3
SO	9
LOB	16













Batter	1	2	3	4	5	6	7	8	9	AB	R	H	RBI	BB	SO	LOB	TOP											
Quilvio Veras, S OBP: 0.346, SLG: 0.342	F7		G6-3						P5	4	1	0	0	1	1	0	<b>San Diego Padres @ Los Angeles Dodgers</b> Dodger Stadium, Los Angeles, CA Wed Jun 23 1999, 7:35 PM PDT Att: 31,152 - Unknown - 64 F <a href="http://livebaseballscorecards.com">livebaseballscorecards.com</a>											
Eric Owens, R OBP: 0.326, SLG: 0.439	E5								K2-3	5	1	2	3	0	1	0												
Reggie Sanders, R OBP: 0.378, SLG: 0.500	P2		G5-3							4	2	2	1	0	0	2												
Dave Magadan, L OBP: 0.364, SLG: 0.373										4	1	2	0	0	0	0												
Greg Myers, L OBP: 0.351, SLG: 0.398	FC4-6									4	0	0	0	0	1	4												
Ruben Rivera, R OBP: 0.255, SLG: 0.467										4	0	1	0	0	2	0												
George Arias, R OBP: 0.241, SLG: 0.389										4	0	0	0	0	0	2												
Damian Jackson, R OBP: 0.335, SLG: 0.406										2	1	0	0	2	1	2												
Woody Williams, R OBP: 0.176, SLG: 0.188										3	0	0	0	0	1	1												
Trevor Hoffman, R (9, 1)										0	0	0	0	0	0	0												
<b>Inning Stats</b>	R: 0 E: 1 K: 0 S: 12	H: 1 LOB: 2 BB: 0 P: 18	R: 0 E: 0 K: 1 S: 12	H: 0 LOB: 1 BB: 1 P: 20	R: 0 E: 0 K: 0 S: 12	H: 1 LOB: 0 BB: 0 P: 19	R: 0 E: 0 K: 1 S: 6	H: 0 LOB: 0 BB: 0 P: 10	R: 4 E: 0 K: 0 S: 20	H: 2 LOB: 0 BB: 2 P: 31	R: 0 E: 0 K: 1 S: 10	H: 1 LOB: 1 BB: 0 P: 16	R: 0 E: 0 K: 2 S: 7	H: 0 LOB: 0 BB: 0 P: 10	R: 2 E: 1 K: 1 S: 12	H: 2 LOB: 1 BB: 0 P: 20	R: 0 E: 0 K: 1 S: 9	H: 0 LOB: 0 BB: 0 P: 12	1B: 4 2B: 1 3B: 0 HR: 2	SF: 0 SAC: 1 DP: 0 HBP: 0	WP: 0 PB: 0 SB: 3 CS: 1	PA: 38						
<b>PITCHER</b>	IP	WLS	BF	H	R	ER	SO	BB	IBB	HBP	BLK	WP	HR	S	P	ERA	WHIP											
Ismael Valdez, R ERA: 3.71	(1, 1)	7.0	L	29	5	4	4	5	3	0	0	0	0	2	79	124	5.14	1.143										
Jamie Arnold, R ERA: 3.0	(8, 1)	2.0		9	2	2	0	2	0	0	0	0	0	0	21	32	0.00	1.000										

Batter	1	2	3	4	5	6	7	8	9	AB	R	H	RBI	BB	SO	LOB	BOTTOM											
Craig Counsell, L OBP: 0.226, SLG: 0.190	F8		L3						B3	4	0	0	0	0	0	1	<b>San Diego Padres @ Los Angeles Dodgers</b> Dodger Stadium, Los Angeles, CA Wed Jun 23 1999, 7:35 PM PDT Att: 31,152 - Unknown - 64 F <a href="http://livebaseballscorecards.com">livebaseballscorecards.com</a>											
Adrian Beltré, R OBP: 0.375, SLG: 0.457	P3		G6-3						F9	3	0	0	0	0	0	1												
Gary Sheffield, R OBP: 0.403, SLG: 0.535										3	1	1	1	1	0	1												
Todd Hollandsworth, L OBP: 0.338, SLG: 0.467										4	0	1	0	0	1	1												
Eric Karros, R OBP: 0.347, SLG: 0.510										4	0	1	0	0	1	0												
22 Devon White, S OBP: 0.318, SLG: 0.415										4	1	1	0	0	2	2												
Jose Vizcaino, S OBP: 0.307, SLG: 0.305										4	0	1	1	0	0	1												
Angel Pena, R OBP: 0.239, SLG: 0.270										2	0	0	0	1	0	1												
Ismael Valdez, R OBP: 0.067, SLG: 0.034	(1, 1)	8.0	W	32	5	2	2	4	2	0	0	0	0	0	0	0												
Dave Hansen, L OBP: 0.500, SLG: 0.554	(7, PH)									1	0	0	0	0	0	0												
Jamie Arnold, R OBP: 0.400, SLG: 0.400	(8, 1)	1.0	S	2	0	0	0	0	0	0	0	0	0	0	0	0												
<b>Inning Stats</b>	R: 0 E: 0 K: 0 S: 6	H: 0 LOB: 1 BB: 1 P: 16	R: 0 E: 0 K: 2 S: 8	H: 0 LOB: 0 BB: 0 P: 11	R: 0 E: 0 K: 0 S: 6	H: 0 LOB: 1 BB: 1 P: 12	R: 2 E: 0 K: 1 S: 17	H: 3 LOB: 1 BB: 0 P: 24	R: 0 E: 0 K: 0 S: 9	H: 0 LOB: 0 BB: 0 P: 12	R: 0 E: 0 K: 1 S: 6	H: 0 LOB: 0 BB: 0 P: 9	R: 0 E: 0 K: 0 S: 5	H: 0 LOB: 0 BB: 0 P: 9	R: 0 E: 0 K: 0 S: 5	H: 0 LOB: 0 BB: 0 P: 8	R: 0 E: 0 K: 0 S: 10	H: 2 LOB: 1 BB: 0 P: 16	1B: 3 2B: 1 3B: 0 HR: 1	SF: 0 SAC: 1 DP: 1 HBP: 1	WP: 0 PB: 0 SB: 0 CS: 0	PA: 34						
<b>PITCHER</b>	IP	WLS	BF	H	R	ER	SO	BB	IBB	HBP	BLK	WP	HR	S	P	ERA	WHIP											
Woody Williams, R ERA: 3.63	(1, 1)	8.0		32	5	2	2	4	2	0	0	0	0	0	0	0	2.25	0.875										
Trevor Hoffman, R ERA: 3.25	(9, 1)	1.0		2	0	0	0	0	0	0	0	0	0	7	11	0.00	0.000											





Batter	1	2	3	4	5	6	7	8	9	AB	R	H	RBI	BB	SO	LOB	TOP			
<b>Damian Jackson, R</b> OBP: 0.338, SLG: 0.404 (1, 6)										3	1	1	0	1	0	1	<b>San Diego Padres @ Los Angeles Dodgers</b> Dodger Stadium, Los Angeles, CA Thu Jun 24 1999, 7:10 PM PDT Att: 31,028 - Unknown - 64 F <a href="http://livebaseballscorecards.com">livebaseballscorecards.com</a>			
<b>Eric Owens, R</b> OBP: 0.324, SLG: 0.434 (1, 9) (8, 7)										4	1	1	0	0	0	2				
<b>Reggie Sanders, R</b> OBP: 0.377, SLG: 0.494 (1, 7) (8, PH)										2	0	0	0	0	1	1				
<b>Phil Nevin, R</b> OBP: 0.300, SLG: 0.478 (8, 9)										1	0	0	0	0	0	0				
<b>John Vander Wal, L</b> OBP: 0.401, SLG: 0.433 (1, 3) (8, PH)										2	0	1	0	1	0	0				
<b>George Arias, R</b> OBP: 0.281, SLG: 0.404 (8, 5)										1	0	1	0	0	0	0				
<b>Dave Magadan, L</b> OBP: 0.361, SLG: 0.374 (1, 5) (8, 3)										2	0	1	2	0	0	1				
<b>Ruben Rivera, R</b> OBP: 0.255, SLG: 0.459 (1, 8)										3	0	0	0	1	3	4				
<b>Ben Davis, S</b> (1, 2)										4	0	0	0	0	1	2				
<b>David Newhan, L</b> OBP: 0.188, SLG: 0.250 (1, 4)										4	0	0	0	0	0	0				
<b>Andy Ashby, R</b> OBP: 0.111, SLG: 0.115 (1, 1) (7, 1)										3	0	1	0	0	1	0				
<b>Greg Myers, L</b> OBP: 0.348, SLG: 0.395 (9, PH) (9, 1)										0	0	0	0	0	0	0				
<b>Dan Miceli, R</b> (9, 1)										0	0	0	0	0	0	0				
<b>Inning Stats</b>	R: 1 E: 0 K: 1 S: 11	H: 1 LOB: 2 BB: 1 P: 20	R: 0 E: 0 K: 0 S: 9	H: 1 LOB: 1 BB: 0 P: 11	R: 1 E: 0 K: 2 S: 10	H: 2 LOB: 1 BB: 0 P: 14	R: 0 E: 0 K: 1 S: 7	H: 0 LOB: 0 BB: 0 P: 12	R: 0 E: 0 K: 0 S: 5	H: 1 LOB: 1 BB: 1 P: 13	R: 0 E: 0 K: 0 S: 7	H: 0 LOB: 1 BB: 1 P: 14	R: 0 E: 0 K: 1 S: 12	H: 1 LOB: 0 BB: 0 P: 15	R: 0 E: 0 K: 2 S: 10	H: 0 LOB: 0 BB: 0 P: 14	1B: 5 2B: 1 3B: 0 HR: 0	SF: 2 SAC: 0 DP: 1 HBP: 1	WP: 0 PB: 0 SB: 1 CS: 0	PA: 36
<b>PITCHER</b>	IP WLS BF H R ER SO BB IBB HBP BLK WP HR S P ERA WHIP																			
<b>37 Darren Dreifort, R</b> ERA: 5.67	7.0 L 29 5 2 2 4 3 0 1 0 0 0 0 55 93 2.57 1.143																			
<b>Pedro Borbon, L</b> ERA: 1.33	0.2 3 1 0 0 0 0 0 0 0 0 0 0 9 12 0.00 1.500																			
<b>Alan Mills, R</b> ERA: 2.45	0.1 1 0 0 0 1 0 0 0 0 0 0 0 3 3 0.00 0.000																			
<b>Jeff Shaw, R</b> ERA: 2.45	1.0 3 0 0 0 2 0 0 0 0 0 0 0 10 14 0.00 0.000																			

Batter	1	2	3	4	5	6	7	8	9	AB	R	H	RBI	BB	SO	LOB	BOTTOM					
<b>Eric Young Sr., R</b> OBP: 0.348, SLG: 0.339 (1, 4)										4	0	0	0	0	0	0	<b>San Diego Padres @ Los Angeles Dodgers</b> Dodger Stadium, Los Angeles, CA Thu Jun 24 1999, 7:10 PM PDT Att: 31,028 - Unknown - 64 F <a href="http://livebaseballscorecards.com">livebaseballscorecards.com</a>					
<b>Dave Hansen, L</b> OBP: 0.374, SLG: 0.517 (1, 5)										4	0	0	0	0	1							
<b>Gary Sheffield, R</b> OBP: 0.405, SLG: 0.533 (1, 7)										3	1	1	0	1	1							
<b>Raul Mondesi, R</b> OBP: 0.349, SLG: 0.549 (1, 9)										4	0	1	0	0	0	1						
<b>Todd Hollandsworth, L</b> OBP: 0.348, SLG: 0.469 (1, 8)										4	0	2	1	0	1	0						
<b>Eric Karros, R</b> OBP: 0.348, SLG: 0.508 (1, 3)										3	0	1	0	1	1	2						
<b>Jose Vizcaino, S</b> OBP: 0.299, SLG: 0.297 (1, 6)										4	0	0	0	0	1	5						
<b>Angel Pena, R</b> OBP: 0.232, SLG: 0.262 (1, 2) (7, PH)										2	0	0	0	0	0	0						
<b>22 Devon White, S</b> OBP: 0.317, SLG: 0.413 (8, 1)										1	0	0	0	0	0	2						
<b>Pedro Borbon, R</b> (8, 1)										0	0	0	0	0	0	0						
<b>Alan Mills, R</b> (8, 1)										0	0	0	0	0	0	0						
<b>Jeff Shaw, R</b> (9, 1)										0	0	0	0	0	0	0						
<b>37 Darren Dreifort, R</b> OBP: 0.321, SLG: 0.308 (1, 1) (8, 2)										2	0	0	0	0	2	0						
<b>Todd Hundley, S</b> OBP: 0.287, SLG: 0.407 (8, 2)										1	0	0	0	0	0	0						
<b>Inning Stats</b>	R: 0 E: 0 K: 0 S: 7	H: 0 LOB: 0 BB: 0 P: 9	R: 0 E: 0 K: 2 S: 8	H: 0 LOB: 0 BB: 0 P: 8	R: 0 E: 0 K: 1 S: 7	H: 0 LOB: 0 BB: 0 P: 11	R: 0 E: 0 K: 0 S: 6	H: 1 LOB: 1 BB: 0 P: 6	R: 0 E: 0 K: 0 S: 6	H: 0 LOB: 0 BB: 0 P: 9	R: 0 E: 1 K: 1 S: 9	H: 0 LOB: 1 BB: 0 P: 14	R: 1 E: 0 K: 0 S: 9	H: 2 LOB: 2 BB: 1 P: 19	R: 0 E: 0 K: 0 S: 8	H: 0 LOB: 0 BB: 0 P: 13	R: 0 E: 0 K: 2 S: 15	H: 1 LOB: 2 BB: 1 P: 24	1B: 5 2B: 0 3B: 0 HR: 0	SF: 0 SAC: 0 DP: 1 HBP: 0	WP: 0 PB: 0 SB: 1 CS: 0	PA: 34
<b>PITCHER</b>	IP WLS BF H R ER SO BB IBB HBP BLK WP HR S P ERA WHIP																					
<b>Andy Ashby, R</b> ERA: 3.49	6.0 W 23 4 1 1 4 1 0 0 0 0 0 0 47 66 1.50 0.833																					
<b>Donne Wall, R</b> ERA: 2.81	2.0 H 6 0 0 0 0 0 0 0 0 0 0 0 13 23 0.00 0.000																					
<b>Dan Miceli, R</b> ERA: 3.77	1.0 S 5 1 0 0 2 1 0 0 0 0 0 0 15 24 0.00 2.000																					



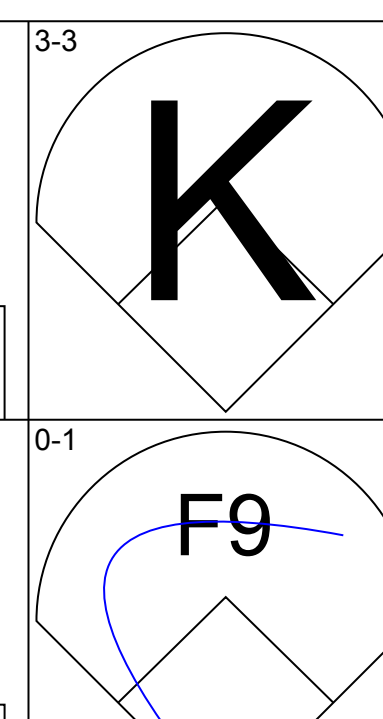
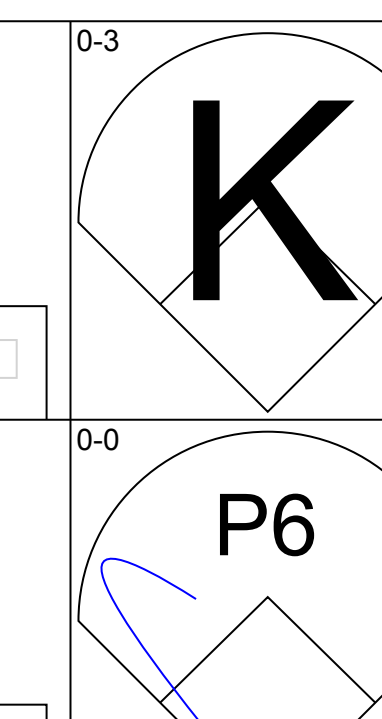
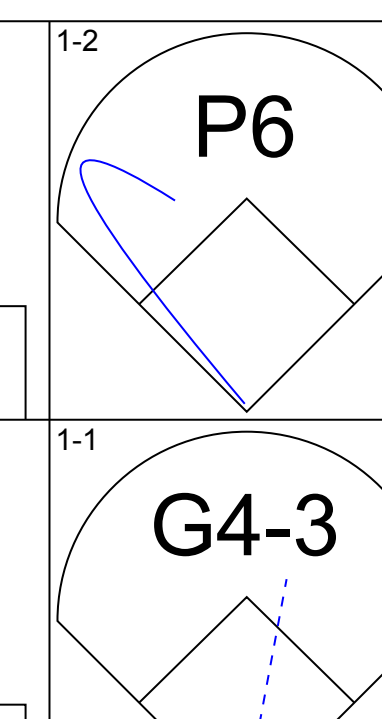
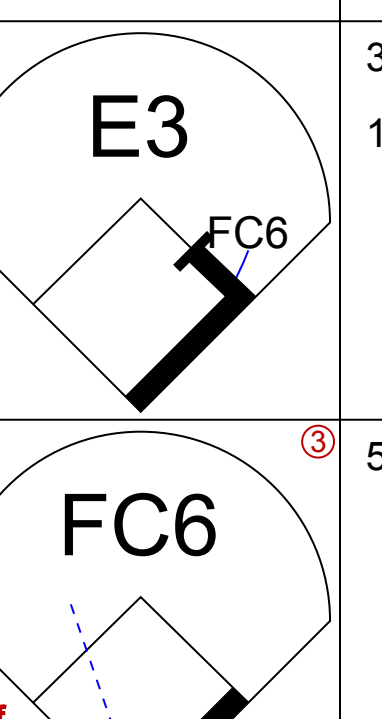
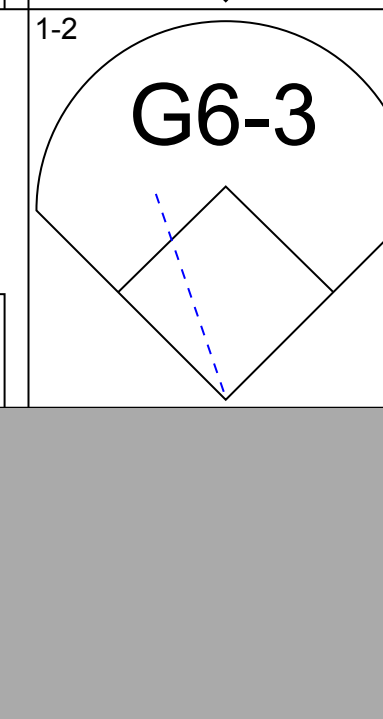


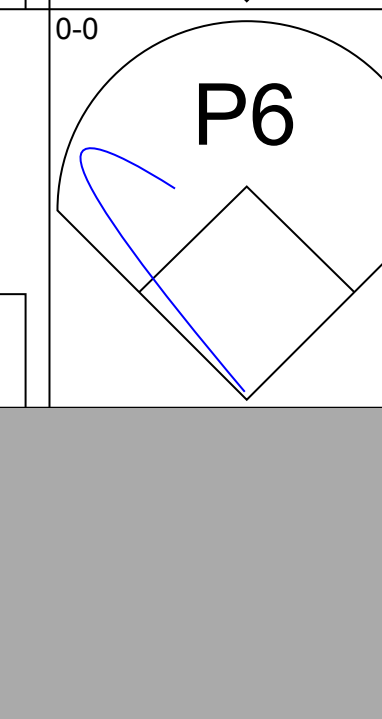
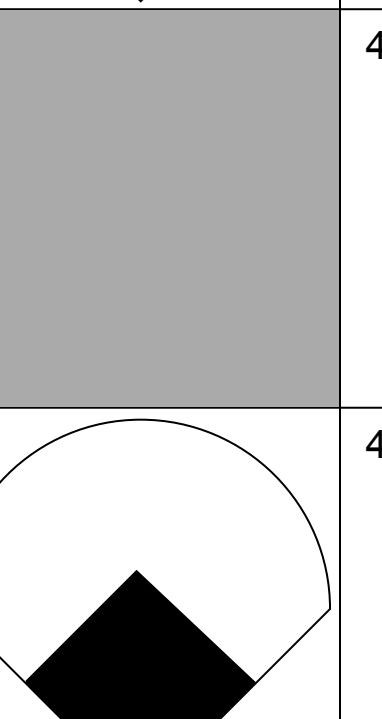

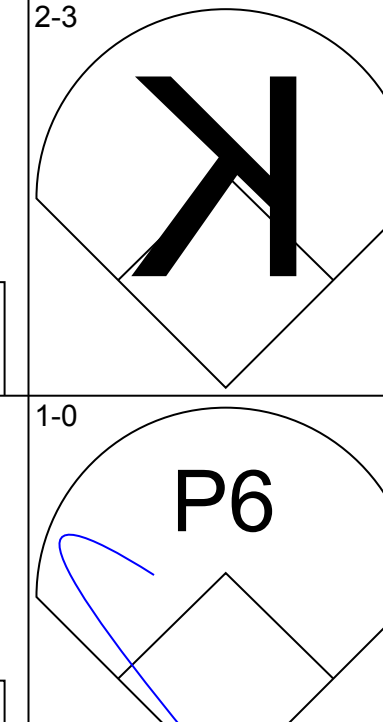
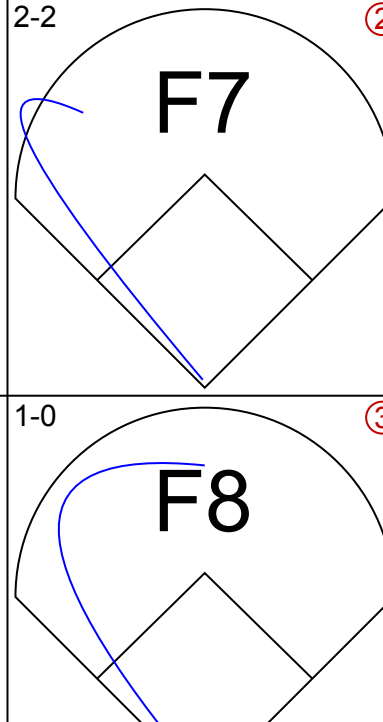

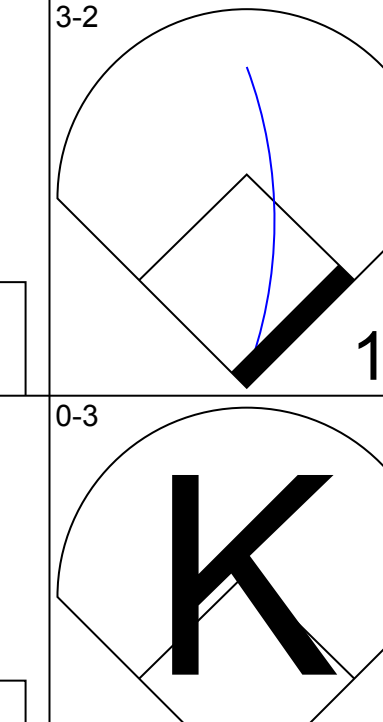
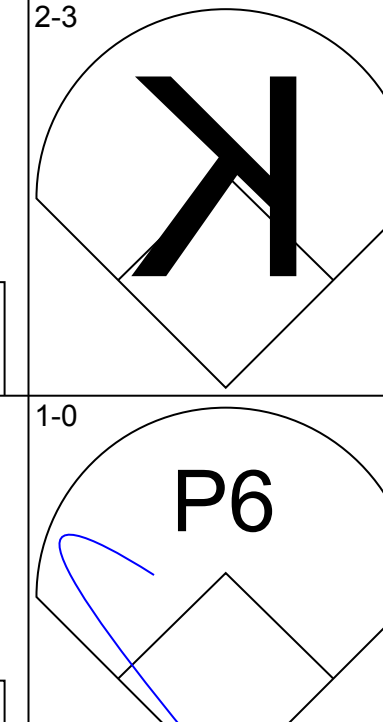
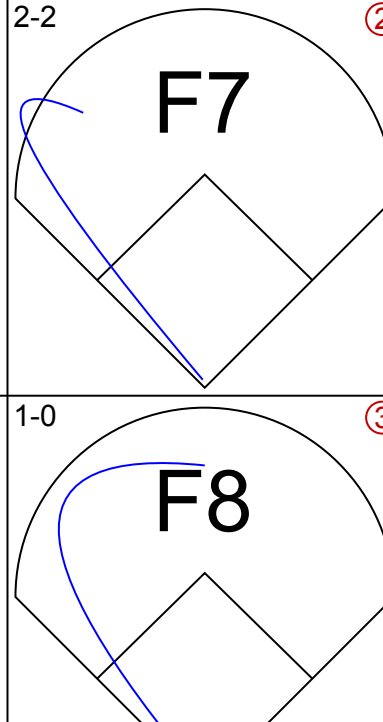
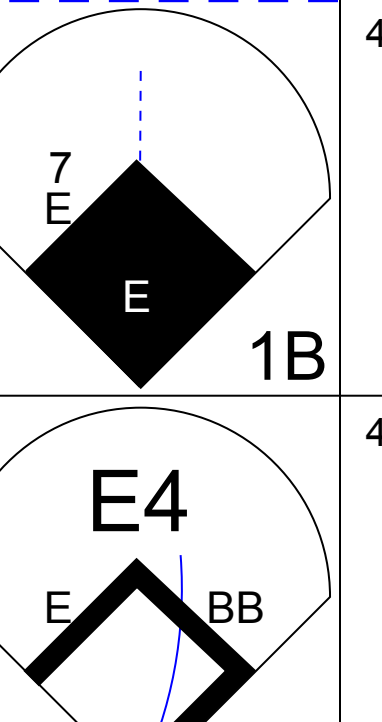



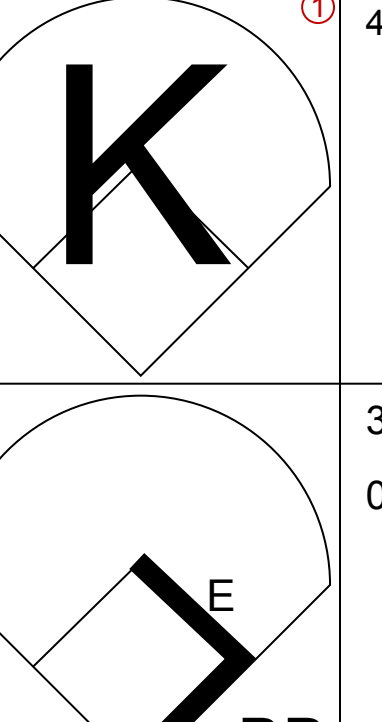
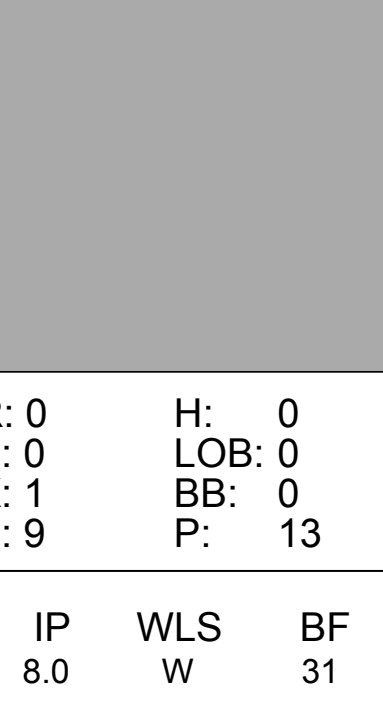


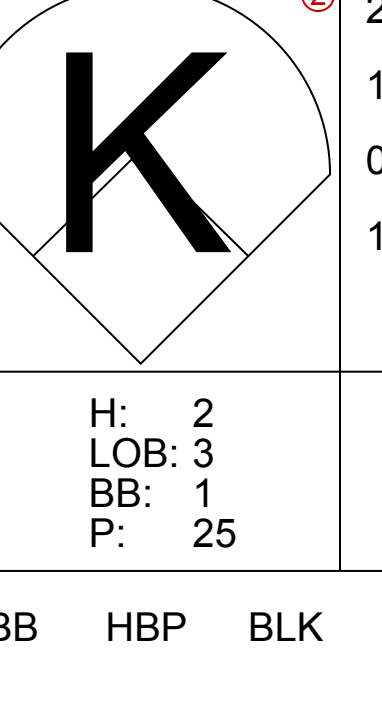
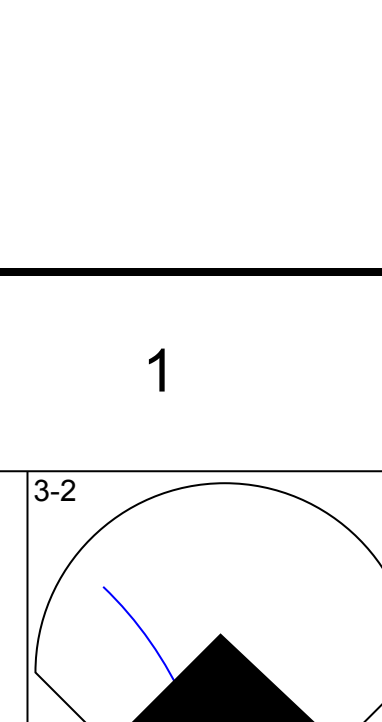
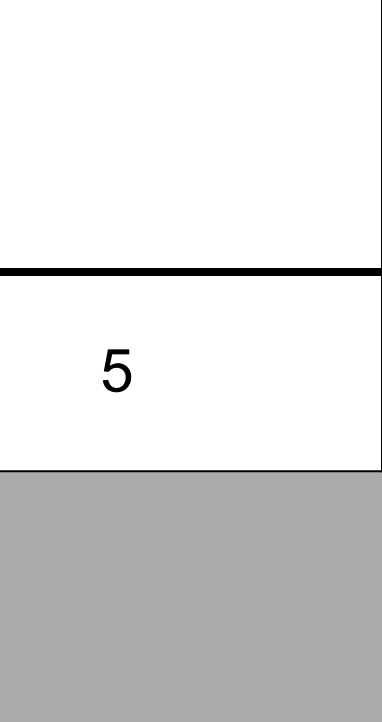
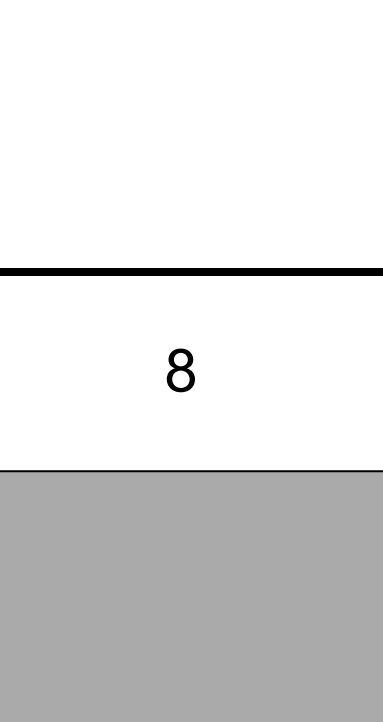
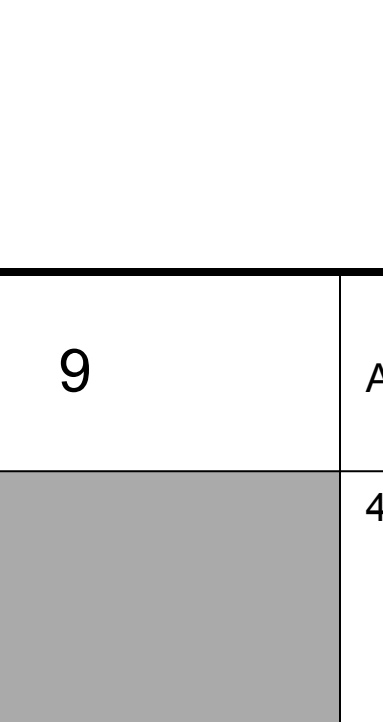
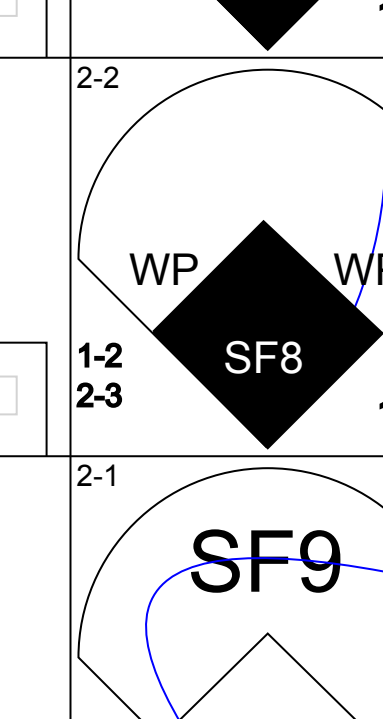
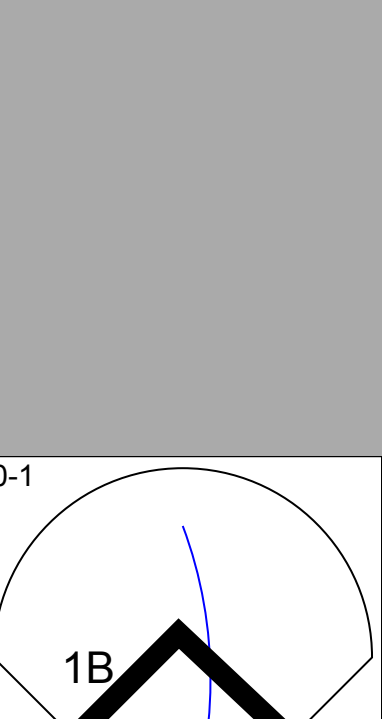


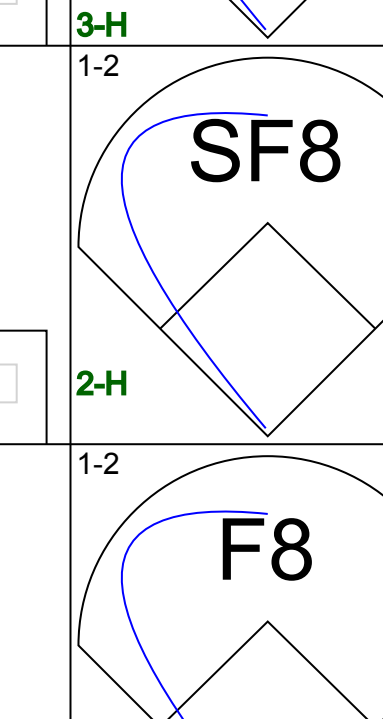
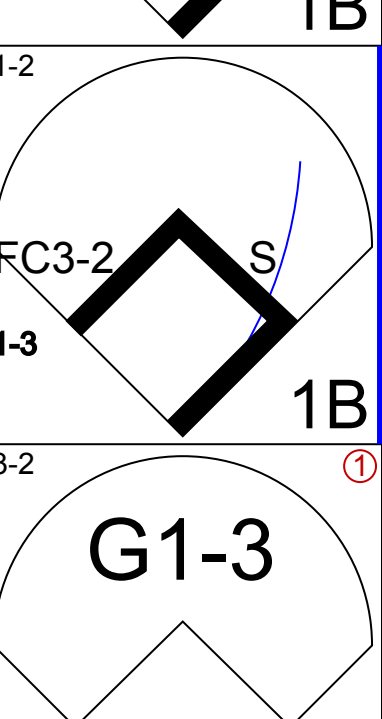




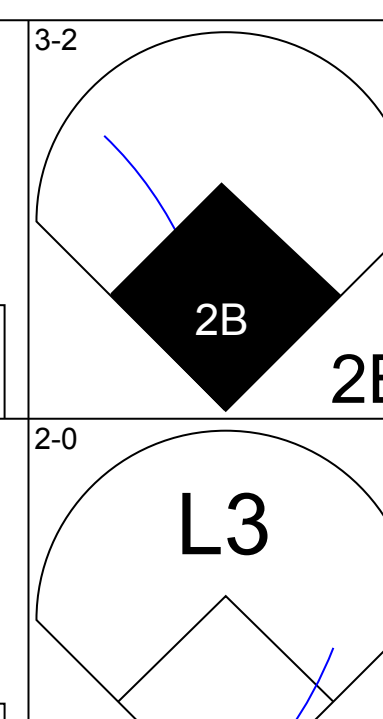
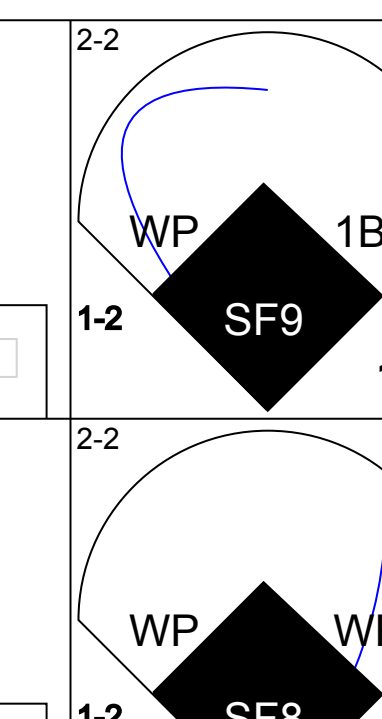
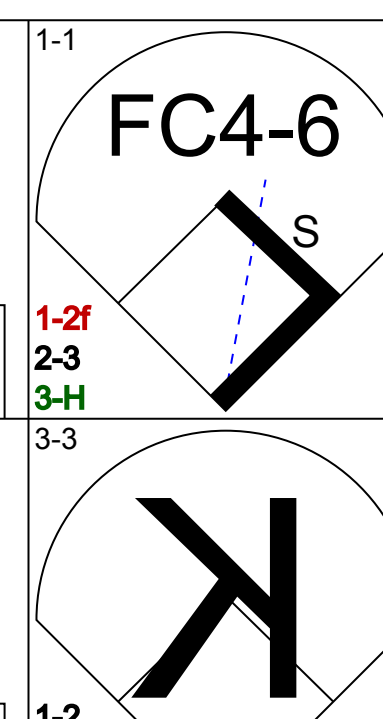
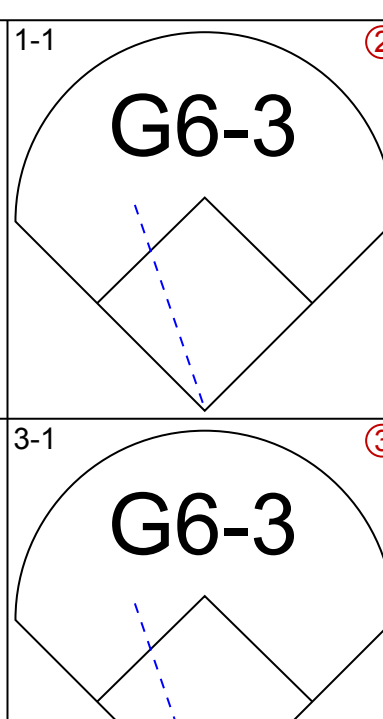
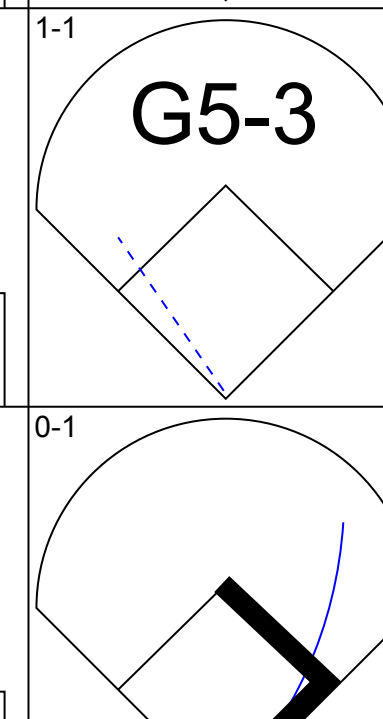
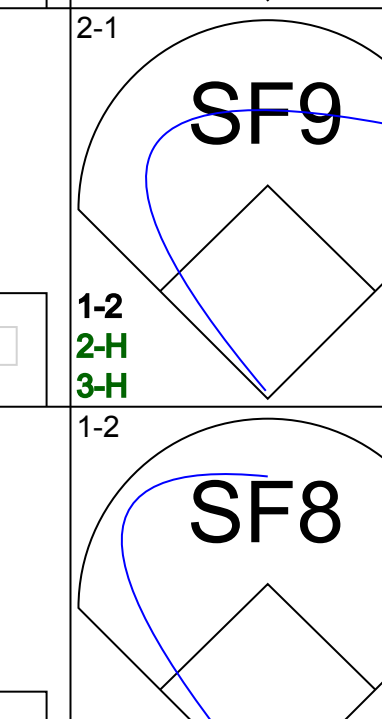


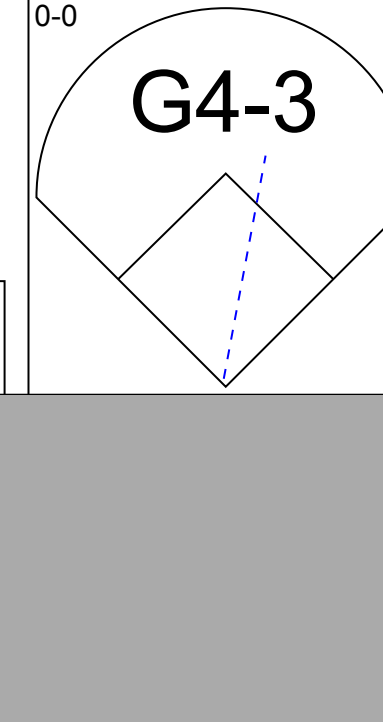
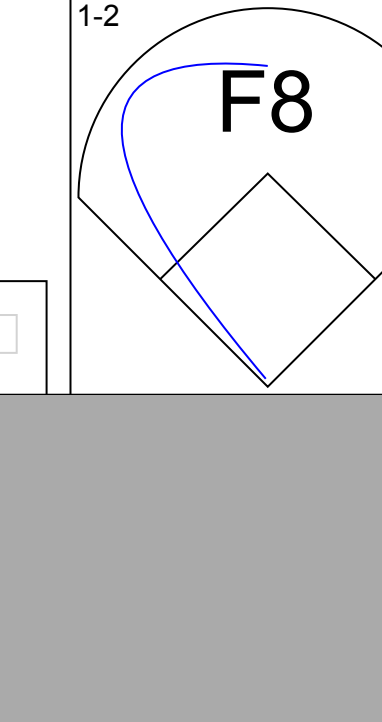
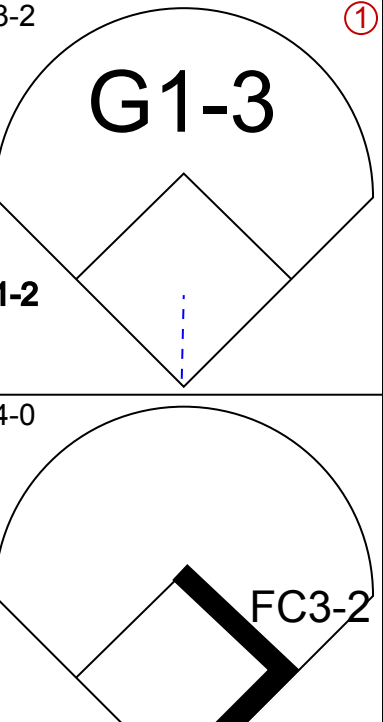
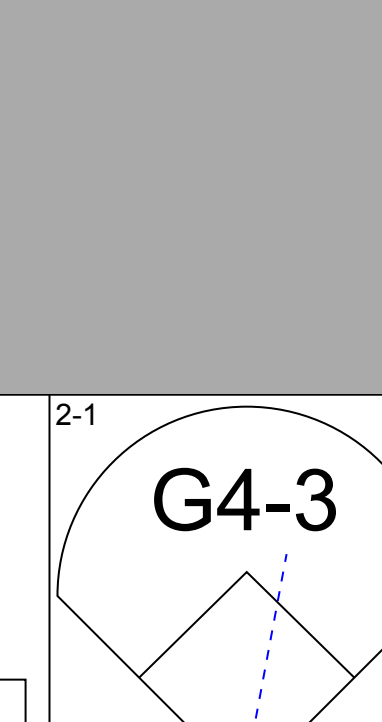


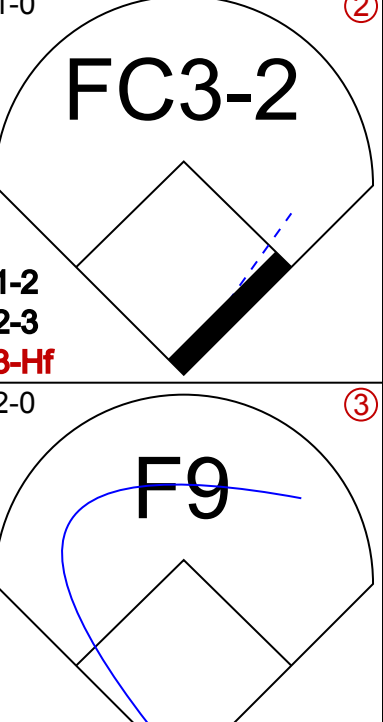
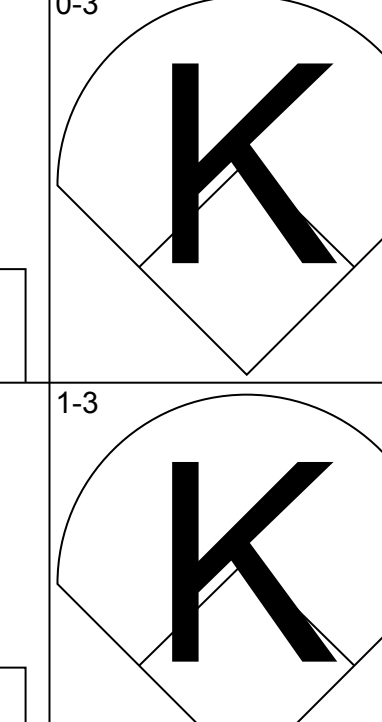
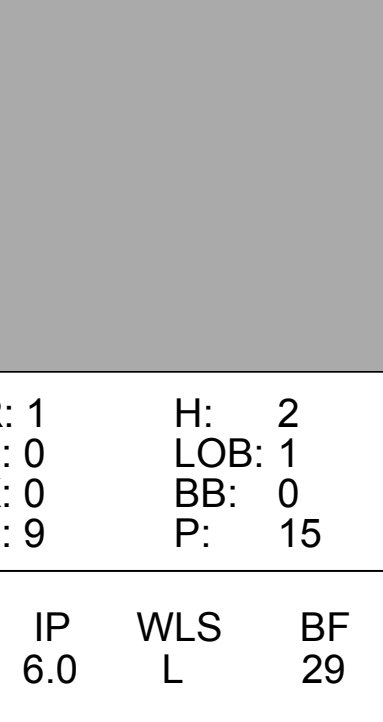
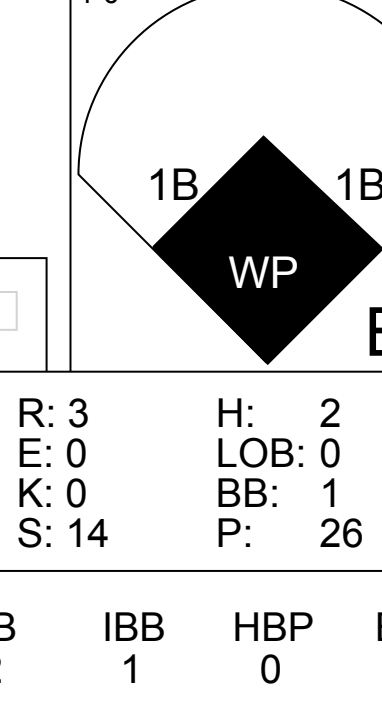
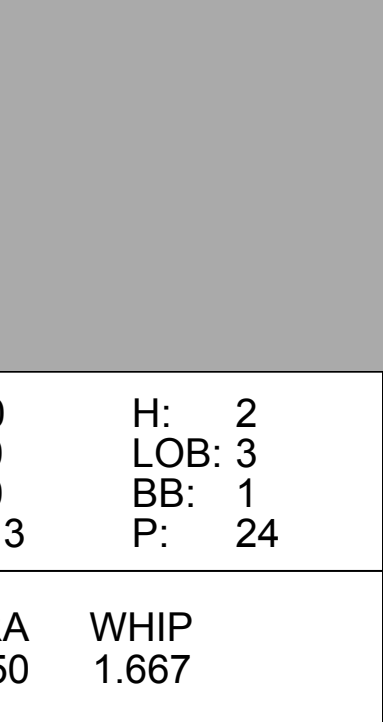













Batter	1	2	3	4	5	6	7	8	9	AB	R	H	RBI	BB	SO	LOB	TOP							
Terry Shumpert, R (1, 8) OBP: 0.380, SLG: 0.711 Darryl Hamilton, L (9, PH) OBP: 0.370, SLG: 0.393										3	0	0	0	1	2	1	<b>Colorado Rockies @ San Diego Padres</b> Qualcomm Stadium, San Diego, CA Sun Jun 27 1999, 4:05 PM EDT Att: 25,177 - Unknown - 75 F							
Neftali Feliz, S (1, 6) OBP: 0.322, SLG: 0.429										5	0	0	0	0	0	6								
Larry Walker, L (1, 9) OBP: 0.444, SLG: 0.716										4	0	1	0	0	1	0								
Vinny Castilla, R (1, 5) OBP: 0.339, SLG: 0.504										4	2	2	2	0	1	1								
17 Todd Helton, L (1, 3) OBP: 0.379, SLG: 0.559										4	1	2	0	0	1	1								
7 Kurt Abbott, R (1, 4) OBP: 0.296, SLG: 0.447										4	0	0	0	0	1	3								
Angel Echevarria, R (1, 7) OBP: 0.341, SLG: 0.560										4	0	0	0	0	2	3								
Henry Blanco, R (1, 2) OBP: 0.374, SLG: 0.473 Lenny Harris, L (9, PH) OBP: 0.256, SLG: 0.258										3	0	2	0	0	0	0								
Darryl Kile, R (1, 1) OBP: 0.129, SLG: 0.069 Dante Bichette, R (7, PH) OBP: 0.329, SLG: 0.522 David Wainhouse, L (7, 1) Jeff Reed, L (9, PH) OBP: 0.361, SLG: 0.360										2	0	0	0	0	1	2								
<b>Inning Stats</b>	R: 0 E: 0 K: 1 S: 9	H: 0 LOB: 0 BB: 0 P: 13	R: 0 E: 0 K: 2 S: 12	H: 1 LOB: 1 BB: 0 P: 16	R: 0 E: 0 K: 2 S: 10	H: 1 LOB: 1 BB: 0 P: 12	R: 0 E: 0 K: 2 S: 9	H: 1 LOB: 1 BB: 1 P: 14	R: 0 E: 0 K: 0 S: 12	H: 1 LOB: 2 BB: 1 P: 21	R: 1 E: 0 K: 1 S: 11	H: 1 LOB: 0 BB: 0 P: 16	R: 0 E: 0 K: 0 S: 8	H: 0 LOB: 0 BB: 0 P: 14	R: 0 E: 0 K: 0 S: 6	H: 0 LOB: 0 BB: 0 P: 8		R: 2 E: 2 K: 2 S: 16	H: 2 LOB: 3 BB: 1 P: 25	1B: 4 2B: 0 3B: 1 HR: 2	SF: 0 SAC: 0 DP: 0 HBP: 0	WP: 0 PB: 0 SB: 0 CS: 0	PA: 38	
<b>PITCHER</b>	IP WLS BF H R ER SO BB IBB HBP BLK WP HR S P ERA WHIP	8.0 W 31 6 2 2 8 1 0 0 0 0 2 78 116 2.25 0.875	1.0 S 7 1 1 0 2 1 0 0 0 0 0 15 23 0.00 2.000																					

Batter	1	2	3	4	5	6	7	8	9	AB	R	H	RBI	BB	SO	LOB	BOTTOM						
Quilvio Veras, S (1, 4) OBP: 0.357, SLG: 0.357										4	2	2	1	0	0	2	<b>Colorado Rockies @ San Diego Padres</b> Qualcomm Stadium, San Diego, CA Sun Jun 27 1999, 4:05 PM EDT Att: 25,177 - Unknown - 75 F						
Eric Owens, R (1, 8) OBP: 0.317, SLG: 0.423										4	1	1	0	0	1	3							
Reggie Sanders, R (1, 9) OBP: 0.385, SLG: 0.491										3	0	1	1	0	0	1							
John Vander Wal, L (1, 7) OBP: 0.411, SLG: 0.463 Ruben Rivera, R (6, PR) OBP: 0.262, SLG: 0.445										2	0	2	2	0	0	0							
Wally Joyner, L (1, 3) OBP: 0.357, SLG: 0.333										4	0	0	0	0	0	4							
Greg Myers, L (1, 2) OBP: 0.357, SLG: 0.394										2	0	0	0	2	0	0							
George Arias, R (1, 5) OBP: 0.254, SLG: 0.393										4	1	1	0	0	1	3							
Damian Jackson, R (1, 6) OBP: 0.336, SLG: 0.400										4	0	1	0	0	1	3							
Sterling Hitchcock, L (1, 1) OBP: 0.188, SLG: 0.103 Trevor Hoffman, R (9, 1) ERA: 3.16										2	1	0	0	1	1	3							
<b>Inning Stats</b>	R: 1 E: 0 K: 0 S: 9	H: 2 LOB: 1 BB: 0 P: 15	R: 0 E: 0 K: 0 S: 6	H: 0 LOB: 0 BB: 0 P: 8	R: 3 E: 0 K: 0 S: 14	H: 2 LOB: 0 BB: 1 P: 26	R: 0 E: 0 K: 1 S: 12	H: 2 LOB: 2 BB: 1 P: 20	R: 0 E: 0 K: 1 S: 7	H: 0 LOB: 0 BB: 0 P: 11	R: 0 E: 0 K: 0 S: 7	H: 0 LOB: 0 BB: 1 P: 13	R: 0 E: 0 K: 2 S: 8	H: 0 LOB: 0 BB: 0 P: 11	R: 0 E: 0 K: 2 S: 8	H: 0 LOB: 0 BB: 0 P: 11		1B: 6 2B: 2 3B: 0 HR: 0	SF: 2 SAC: 0 DP: 1 HBP: 0	WP: 2 PB: 0 SB: 2 CS: 0	PA: 35		
<b>PITCHER</b>	IP WLS BF H R ER SO BB IBB HBP BLK WP HR S P ERA WHIP	6.0 L 29 8 5 5 2 2 1 0 0 0 0 61 104 7.50 1.667	2.0 6 0 0 0 2 1 0 0 0 0 0 0 15 24 0.00 0.500																				

AB	36
R	3
H	7
RBI	2
BB	2
SO	10
LOB	22



AB	29
R	5
H	8
RBI	4
BB	4
SO	4
LOB	19













Batter	1	2	3	4	5	6	7	8	9	AB	R	H	RBI	BB	SO	LOB	TOP									
<b>Eric Young Sr. R</b> OBP: 0.355, SLG: 0.345	0-1 S 2B 1B	0-0 1-2 2-3 1B		1-1 L9			1-2 G6-3		2-0 G4-3	5	1	2	0	0	0	1										
<b>Todd Hundley S</b> OBP: 0.291, SLG: 0.462	3-2 P3	1-3 K			2-0 G4-3		0-0 L9			4	0	0	0	0	1	4										
<b>Gary Sheffield R</b> OBP: 0.401, SLG: 0.521	4-1 2B BB		2-1 F9		1-2 G6-3		2-3 K			3	0	0	0	1	1	0										
<b>Eric Karros R</b> OBP: 0.354, SLG: 0.524	0-0 2B 1-2 2H		2-1 22 BB 1B		1-0 HR			2-3 K		4	1	3	2	0	1	0										
<b>Raul Mondesi R</b> OBP: 0.343, SLG: 0.523	4-2 22 CS BB		1-0 F8		1-0 1B			3-2 G6-3		3	0	1	0	1	0	1										
<b>22 Devon White S</b> OBP: 0.321, SLG: 0.408 <b>Jamie Arnold R</b> OBP: 0.400, SLG: 0.400	1-2 CS	3-2 1B 2B	4-1 BB		0-0 F8			3-1 G3		3	0	1	0	1	0	1										
<b>Adrian Beltré R</b> OBP: 0.375, SLG: 0.458		0-3 K	3-2 G6-3		1-1 L9			0-0 P5		4	0	0	0	0	1	3										
<b>Jose Vizcaino S</b> OBP: 0.287, SLG: 0.276		4-1 1B BB		0-0 L8		0-3 K2-3		2-3 K		3	0	0	0	1	2	0										
<b>Kevin Brown R</b> OBP: 0.100, SLG: 0.053 <b>Onan Masaoka R</b> OBP: 0.400, SLG: 0.378		0-3 K		0-2 G4-3		0-3 K		0-2 1B		3	0	0	0	0	2	2										
<b>Inning Stats</b>	R: 1 E: 0 K: 0 S: 13	H: 2 LOB: 1 BB: 2 P: 25	R: 0 E: 0 K: 3 S: 14	H: 2 LOB: 3 BB: 1 P: 22	R: 0 E: 0 K: 0 S: 10	H: 1 LOB: 0 BB: 0 P: 22	R: 0 E: 0 K: 0 S: 7	H: 0 LOB: 0 BB: 0 P: 8	R: 1 E: 0 K: 0 S: 7	H: 2 LOB: 1 BB: 0 P: 12	R: 0 E: 0 K: 2 S: 10	H: 0 LOB: 0 BB: 0 P: 11	R: 0 E: 0 K: 1 S: 7	H: 0 LOB: 0 BB: 0 P: 10	R: 0 E: 0 K: 1 S: 9	H: 0 LOB: 0 BB: 0 P: 17	R: 0 E: 0 K: 1 S: 8	H: 1 LOB: 1 BB: 0 P: 12	1B: 5 2B: 2 3B: 0 HR: 1	SF: 0 SAC: 0 DP: 0 HBP: 0	WP: 0 PB: 0 SB: 1 CS: 1	PA: 38				
<b>PITCHER</b>	IP	WLS	BF	H	R	ER	SO	BB	IBB	HBP	BLK	WP	HR	S	P	ERA	WHIP									
<b>Brian Boehringer R</b> ERA: 2.85	(1, 1)	5.0	W	24	7	2	2	3	4	0	0	0	0	1	51	89	3.60	2.200								
<b>Carlos Reyes R</b> ERA: 3.25	(6, 1)	2.0	H	6	0	0	0	3	0	0	0	0	0	0	17	21	0.00	0.000								
<b>Carlos Almanzar R</b> ERA: 3.25	(8, 1)	2.0		7	1	0	0	2	0	0	0	0	0	0	17	29	0.00	0.500								

**Los Angeles Dodgers @ San Diego Padres**  
 Qualcomm Stadium, San Diego, CA  
 Wed Jun 30 1999, 10:35 PM EDT  
 Att: 44,965 - Unknown - 71 F

AB	33
R	2
H	8
RBI	2
BB	4
SO	8
LOB	12



Batter	1	2	3	4	5	6	7	8	9	AB	R	H	RBI	BB	SO	LOB	BOTTOM									
<b>Quiuvio Veras S</b> OBP: 0.362, SLG: 0.366	1-3 K		1-0 G6-3		0-0 1B 3B		2-0 1B HR	4-2 HR BB		4	3	2	1	1	1	0										
<b>Eric Owens R</b> OBP: 0.326, SLG: 0.422	2-3 K		1-1 G4-3		2-2 S 2B 1B		2-2 HR 1B	1-0 F9		5	2	2	2	0	1	1										
<b>Reggie Sanders R</b> OBP: 0.381, SLG: 0.519	0-0 F8		0-1 G5-3		0-0 L4		1-0 HR	0-2 HR		5	2	2	5	0	0	1										
<b>John Vander Wal L</b> OBP: 0.406, SLG: 0.489 <b>Carlos Reyes S</b> OBP: 0.369, SLG: 0.398		2-3 K		2-1 G3-1	1-0 1-2 2B		0-0 FC3-6 1B	1-1 G6-3		3	0	1	1	0	1	0										
<b>Dave Magadan L</b> OBP: 0.369, SLG: 0.398				1-1 G3-1	1-1 2B		0-0 FC3-6 1B			0	0	0	0	0	0	0										
<b>Wally Joyner L</b> OBP: 0.357, SLG: 0.328		0-0 HBP 3B 1B		2-1 FC4-6 1B	3-3 K		1-0 FC3-6 1B			4	1	2	0	0	1	2										
<b>Carlos Baerga S</b> OBP: 0.571, SLG: 0.500 <b>Carlos Almanzar R</b>		2-2 HBP 3B		2-0 FC4-6		1-1 F8	2-3 K			3	1	0	0	0	1	2										
<b>Ben Davis S</b> OBP: 0.308, SLG: 0.261		1-2 HBP 3B		1-2 F8		3-1 F9	1-2 1B			4	0	1	0	0	1	3										
<b>Damian Jackson R</b> OBP: 0.342, SLG: 0.406		1-0 1-2 2H 3B			1-3 K	2-2 F9	3-2 P3			4	0	1	2	0	1	2										
<b>Brian Boehringer S</b> <b>George Arias R</b> OBP: 0.254, SLG: 0.385 <b>Ruben Rivera R</b> OBP: 0.284, SLG: 0.439		0-0 G4-3			2-2 3B 1B		0-0 1B 1B	0-2 F9		1	0	0	0	0	0	1										
<b>Inning Stats</b>	R: 0 E: 0 K: 2 S: 10	H: 0 LOB: 0 BB: 0 P: 13	R: 2 E: 0 K: 2 S: 13	H: 2 LOB: 1 BB: 0 P: 19	R: 0 E: 0 K: 0 S: 5	H: 0 LOB: 0 BB: 0 P: 7	R: 0 E: 0 K: 0 S: 9	H: 1 LOB: 1 BB: 0 P: 16	R: 3 E: 0 K: 2 S: 15	H: 4 LOB: 1 BB: 0 P: 24	R: 0 E: 0 K: 0 S: 8	H: 0 LOB: 0 BB: 0 P: 14	R: 4 E: 0 K: 1 S: 18	H: 6 LOB: 2 BB: 0 P: 30	R: 2 E: 0 K: 0 S: 12	H: 1 LOB: 0 BB: 1 P: 18	1B: 9 2B: 1 3B: 2 HR: 2	SF: 0 SAC: 0 DP: 0 HBP: 1	WP: 0 PB: 0 SB: 1 CS: 0	PA: 40						
<b>PITCHER</b>	IP	WLS	BF	H	R	ER	SO	BB	IBB	HBP	BLK	WP	HR	S	P	ERA	WHIP									
<b>Kevin Brown R</b> ERA: 3.43	(1, 1)	6.0	L	30	11	9	9	6	0	0	0	0	0	1	67	105	13.50	1.833								
<b>Onan Masaoka L</b> ERA: 3.45	(7, 1)	1.0		5	2	0	0	1	0	0	0	0	0	11	18	0.00	2.000									
<b>Jamie Arnold R</b> ERA: 3.5	(8, 1)	1.0		5	1	2	2	0	1	0	0	0	1	12	18	18.00	2.000									

**Los Angeles Dodgers @ San Diego Padres**  
 Qualcomm Stadium, San Diego, CA  
 Wed Jun 30 1999, 10:35 PM EDT  
 Att: 44,965 - Unknown - 71 F

AB	38
R	11
H	14
RBI	11
BB	1
SO	7
LOB	12





Batter	1	2	3	4	5	6	7	8	9	AB	R	H	RBI	BB	SO	LOB	TOP					
Raul Mondesi, R OBP: 0.340, SLG: 0.517										5	0	1	1	0	1	2						
Eric Young Sr., R OBP: 0.353, SLG: 0.340										4	1	0	0	1	0	3						
Gary Sheffield, R OBP: 0.404, SLG: 0.519										3	0	1	0	2	0	1						
Eric Karros, R OBP: 0.349, SLG: 0.516										4	0	0	0	0	2	4						
22 Devon White, S OBP: 0.324, SLG: 0.410										4	1	2	1	0	0	1						
Adrian Beltré, R OBP: 0.370, SLG: 0.451										4	0	0	0	0	0	3						
Tripp Cramer, R OBP: 0.277, SLG: 0.364										2	1	0	0	1	0	0						
Todd Hundley, S OBP: 0.290, SLG: 0.459										1	0	0	0	0	1	0						
Craig Counsell, L OBP: 0.218, SLG: 0.183										3	0	1	1	1	1	0						
Angel Pena, R OBP: 0.253, SLG: 0.261										3	0	0	0	0	1	4						
37 Darren Dreifort, R OBP: 0.290, SLG: 0.276										0	0	0	0	0	0	0						
Alan Mills, R OBP: 0.218, SLG: 0.183										0	0	0	0	0	0	0						
Pedro Borbon, R OBP: 0.476, SLG: 0.524										0	0	0	0	1	0	0						
Dave Hansen, L OBP: 0.476, SLG: 0.524										0	0	0	0	1	0	0						
<b>Inning Stats</b>	R: 0 E: 0 K: 2 S: 9	H: 0 LOB: 1 BB: 1 P: 17	R: 1 E: 0 K: 0 S: 12	H: 2 LOB: 1 BB: 1 P: 25	R: 1 E: 0 K: 0 S: 13	H: 1 LOB: 2 BB: 2 P: 25	R: 0 E: 1 K: 0 S: 8	H: 0 LOB: 1 BB: 0 P: 12	R: 0 E: 1 K: 0 S: 5	H: 1 LOB: 1 BB: 0 P: 8	R: 1 E: 1 K: 1 S: 11	H: 1 LOB: 2 BB: 1 P: 22	R: 0 E: 0 K: 1 S: 9	H: 0 LOB: 0 BB: 0 P: 15	R: 0 E: 0 K: 1 S: 8	H: 0 LOB: 0 BB: 1 P: 14	R: 0 E: 0 K: 0 S: 8	H: 0 LOB: 1 BB: 1 P: 13	1B: 5 2B: 0 3B: 0 HR: 0	SF: 0 SAC: 0 DP: 1 HBP: 0	WP: 0 PB: 0 SB: 0 CS: 0	PA: 39
<b>PITCHER</b>	IP	WLS	BF	H	R	ER	SO	BB	IBB	HBP	BLK	WP	HR	S	P	ERA	WHIP					
Matt Clement, R ERA: 4.66	5.2	W	28	5	3	2	3	5	0	0	0	0	0	57	106	3.18	1.765					
Will Cunnane, R ERA: 3.65	1.1	H	4	0	0	0	1	0	0	0	0	0	0	10	18	0.00	0.000					
Carlos Reyes, R ERA: 3.21	1.0	H	3	0	0	0	1	0	0	0	0	0	0	8	14	0.00	0.000					
Trevor Hoffman, R ERA: 3.15	1.0	S	4	0	0	0	0	1	0	0	0	0	0	8	13	0.00	1.000					

Los Angeles Dodgers @ San Diego Padres  
Qualcomm Stadium, San Diego, CA  
Thu Jul 01 1999, 5:05 PM EDT  
Att: 38,080 - Unknown - 75 F

AB 33  
R 3  
H 5  
RBI 3  
BB 6  
SO 5  
LOB 18



Batter	1	2	3	4	5	6	7	8	9	AB	R	H	RBI	BB	SO	LOB	BOTTOM				
QuiVio Veras, S OBP: 0.360, SLG: 0.377										4	1	1	1	0	0	0					
Eric Owens, R OBP: 0.324, SLG: 0.418										4	0	1	0	0	0	0					
Reggie Sanders, R OBP: 0.383, SLG: 0.518										4	1	2	0	0	1	1					
John Vander Wal, L OBP: 0.405, SLG: 0.485										3	1	1	0	0	1	2					
Ruben Rivera, R OBP: 0.297, SLG: 0.457										1	1	1	1	0	0	0					
Wally Joyner, L OBP: 0.360, SLG: 0.351										3	1	1	1	1	0	0					
Dave Magadan, L OBP: 0.386, SLG: 0.394										4	1	1	1	0	0	2					
Trevor Hoffman, R ERA: 3.15										0	0	0	0	0	0	0					
Ben Davis, S OBP: 0.333, SLG: 0.333										4	0	2	1	0	1	1					
Damian Jackson, R OBP: 0.338, SLG: 0.400										3	0	0	1	0	1	3					
Matt Clement, R OBP: 0.154, SLG: 0.120										2	0	0	0	0	2	1					
Will Cunnane, R ERA: 3.65										0	0	0	0	0	0	0					
Carlos Baerga, S OBP: 0.500, SLG: 0.400										1	0	0	0	0	1	0					
Carlos Reyes, S OBP: 0.319, SLG: 0.293										0	0	0	0	0	0	0					
Ed Giovanola, L OBP: 0.319, SLG: 0.293										0	0	0	0	0	0	0					
<b>Inning Stats</b>	R: 0 E: 0 K: 1 S: 10	H: 1 LOB: 1 BB: 0 P: 15	R: 0 E: 0 K: 1 S: 15	H: 1 LOB: 0 BB: 0 P: 21	R: 0 E: 0 K: 1 S: 7	H: 0 LOB: 0 BB: 0 P: 8	R: 3 E: 0 K: 1 S: 19	H: 3 LOB: 1 BB: 1 P: 26	R: 1 E: 0 K: 0 S: 8	H: 2 LOB: 0 BB: 0 P: 13	R: 0 E: 0 K: 0 S: 9	H: 1 LOB: 1 BB: 0 P: 16	R: 0 E: 0 K: 1 S: 11	H: 0 LOB: 0 BB: 0 P: 17	R: 2 E: 0 K: 2 S: 16	H: 2 LOB: 0 BB: 0 P: 25	1B: 6 2B: 1 3B: 0 HR: 3	SF: 0 SAC: 0 DP: 0 HBP: 0	WP: 0 PB: 0 SB: 0 CS: 0	PA: 34	
<b>PITCHER</b>	IP	WLS	BF	H	R	ER	SO	BB	IBB	HBP	BLK	WP	HR	S	P	ERA	WHIP				
37 Darren Dreifort, R ERA: 5.69	6.0	L	26	8	4	4	4	1	0	0	0	0	0	68	99	6.00	1.500				
Alan Mills, R ERA: 3.18	1.1		5	1	1	1	2	0	0	0	0	0	1	17	27	6.75	0.750				
Pedro Borbon, L ERA: 1.86	0.2		3	1	1	1	1	0	0	0	0	0	1	10	15	13.50	1.500				

Los Angeles Dodgers @ San Diego Padres  
Qualcomm Stadium, San Diego, CA  
Thu Jul 01 1999, 5:05 PM EDT  
Att: 38,080 - Unknown - 75 F

AB 33  
R 6  
H 10  
RBI 6  
BB 1  
SO 7  
LOB 10





Batter	1	2	3	4	5	6	7	8	9	AB	R	H	RBI	BB	SO	LOB	TOP				
<b>Quilvio Veras, S</b> (1,4) <small>OBP: 0.361, SLG: 0.378</small> <b>Carlos Baerga, S</b> (9,PH) <small>OBP: 0.556, SLG: 1.000</small>	G4-3	G3	1B			1B		G4-3	HR	5	0	2	2	0	0	1					
<b>Eric Owens, R</b> (1,8) <small>OBP: 0.325, SLG: 0.421</small>	HR	1B	F8			F8		G4-3	F8	6	1	2	1	0	0	2					
<b>Reggie Sanders, R</b> (1,9) <b>Carlos Almanzar, R</b> (9,1)	HR	1B			K			2B	2B	6	3	4	2	0	1	0					
<b>John Vander Wal, L</b> (1,7) <b>Ruben Rivera, R</b> (4,8)	HR		1B		G3-1			2B	2B	2	2	1	1	0	0	0					
<b>Wally Joyner, L</b> (1,3) <small>OBP: 0.367, SLG: 0.363</small>	BB		1B		K			F8	BB	4	1	2	2	1	1	2					
<b>Dave Magadan, L</b> (1,5) <b>Ed Giovanola, L</b> (8,5)	BB		1B		G3			K	G1-3	4	0	1	1	1	1	3					
<b>Ben Davis, S</b> (1,2)	G6-3		1B		K			2B		5	1	2	3	0	1	2					
<b>Damian Jackson, R</b> (1,6) <small>OBP: 0.347, SLG: 0.411</small>		1B	1B		K			2B	HR	4	3	3	0	1	1	0					
<b>Sterling Hitchcock, L</b> (1,1) <b>Phil Nevin, R</b> (9,PH)	SH2-4	SH1-4	1B		K			1B	HR	2	0	0	0	0	2	2					
<b>Inning Stats</b>	R: 3 E: 0 K: 0 S: 14	H: 3 LOB: 1 BB: 2 P: 25	R: 1 E: 0 K: 0 S: 9	H: 3 LOB: 2 BB: 0 P: 12	R: 4 E: 0 K: 0 S: 13	H: 5 LOB: 1 BB: 0 P: 18	R: 0 E: 0 K: 2 S: 8	H: 0 LOB: 0 BB: 0 P: 14	R: 0 E: 0 K: 1 S: 7	H: 1 LOB: 0 BB: 0 P: 12	R: 2 E: 0 K: 2 S: 13	H: 2 LOB: 2 BB: 2 P: 25	R: 2 E: 0 K: 0 S: 11	H: 2 LOB: 1 BB: 1 P: 19	R: 3 E: 0 K: 0 S: 13	H: 3 LOB: 0 BB: 0 P: 24	1B: 10 2B: 5 3B: 0 HR: 4	SF: 0 SAC: 2 DP: 1 HBP: 1	WP: 0 PB: 0 SB: 0 CS: 1	PA: 48	
<b>PITCHER</b>	IP	WLS	BF	H	R	ER	SO	BB	IBB	HBP	BLK	WP	HR	S	P	ERA	WHIP				
<b>Pedro Astacio, R</b> (1,1) <small>ERA: 5.56</small>	6.0	L	31	13	10	10	5	3	0	1	0	0	2	64	103	15.00	2.667				
<b>Chuck McElroy, L</b> (7,1) <small>ERA: 6.69</small>	1.0		5	1	0	0	2	0	1	0	0	0	0	10	16	0.00	1.000				
<b>David Wainhouse, R</b> (8,1) <small>ERA: 7.45</small>	2.0		12	5	5	5	0	1	0	0	0	0	2	24	43	22.50	3.000				

**San Diego Padres @ Colorado Rockies**  
 Coors Field, Denver, CO  
 Fri Jul 02, 1999, 7:05 PM MDT  
 Att: 41,739 - Cloudy - 87 F

**AB** 40  
**R** 15  
**H** 19  
**RBI** 15  
**BB** 5  
**SO** 7  
**LOB** 12



Batter	1	2	3	4	5	6	7	8	9	AB	R	H	RBI	BB	SO	LOB	BOTTOM				
<b>Nelf Perez, S</b> (1,6) <small>OBP: 0.316, SLG: 0.413</small>	G4-3	1B			G5-3			L8	E3	5	0	1	1	0	0	1					
<b>Darryl Hamilton, L</b> (1,8) <b>Lenny Harris, L</b> (9,9)	G4-3		2B		G4-3			G6-3	F7	4	0	1	0	0	0	0					
<b>Larry Walker, L</b> (1,9) <b>Angel Echevarria, R</b> (8,PH)	HR		P6		F8			F9		3	1	1	1	0	0	1					
<b>Dante Bichette, R</b> (1,7) <b>Jeff Barry, S</b> (9,8)	BB		G1-3		K			HR		2	0	0	0	1	1	1					
<b>Vinny Castilla, R</b> (1,5) <small>OBP: 0.338, SLG: 0.502</small>	FC6-4							BB		2	0	1	0	2	0	1					
<b>17 Todd Helton, L</b> (1,3) <small>OBP: 0.373, SLG: 0.538</small>		F7	F7					F8	P9	4	0	0	0	0	0	4					
<b>7 Kurt Abbott, R</b> (1,4) <small>OBP: 0.281, SLG: 0.490</small>		1B			L7			FC6-4	P3	4	1	1	0	0	0	1					
<b>Henry Blanco, R</b> (1,2) <small>OBP: 0.351, SLG: 0.433</small>	F7				K2-3			G6-3	K	4	0	0	0	0	2	1					
<b>Pedro Astacio, R</b> (1,1) <b>Chuck McElroy, L</b> (7,1)					G3-1			F8		2	0	1	0	0	0	0					
<b>Terry Shumpert, R</b> (7,PH) <b>David Wainhouse, L</b> (8,1)	1B								E	1	0	0	0	0	0	0					
<b>Jeff Reed, L</b> (9,PH) <small>OBP: 0.360, SLG: 0.358</small>		1B							1B	1	0	1	0	0	0	0					
<b>Inning Stats</b>	R: 1 E: 0 K: 0 S: 11	H: 1 LOB: 1 BB: 1 P: 22	R: 1 E: 0 K: 0 S: 11	H: 3 LOB: 2 BB: 0 P: 16	R: 0 E: 0 K: 1 S: 9	H: 1 LOB: 2 BB: 1 P: 19	R: 0 E: 0 K: 1 S: 8	H: 0 LOB: 0 BB: 0 P: 11	R: 0 E: 0 K: 1 S: 6	H: 1 LOB: 1 BB: 0 P: 11	R: 0 E: 0 K: 0 S: 7	H: 0 LOB: 0 BB: 0 P: 9	R: 1 E: 0 K: 0 S: 7	H: 1 LOB: 1 BB: 1 P: 14	R: 0 E: 1 K: 1 S: 11	H: 1 LOB: 2 BB: 0 P: 18	1B: 5 2B: 1 3B: 0 HR: 2	SF: 0 SAC: 0 DP: 0 HBP: 0	WP: 0 PB: 0 SB: 0 CS: 0	PA: 38	
<b>PITCHER</b>	IP	WLS	BF	H	R	ER	SO	BB	IBB	HBP	BLK	WP	HR	S	P	ERA	WHIP				
<b>Sterling Hitchcock, L</b> (1,1) <small>ERA: 4.25</small>	8.0	W	33	7	3	3	2	3	0	0	0	0	0	11	18	0.00	1.000				
<b>Carlos Almanzar, R</b> (9,1) <small>ERA: 3.07</small>	1.0		5	1	0	0	1	0	0	0	0	0	0	11	18	0.00	1.000				

**San Diego Padres @ Colorado Rockies**  
 Coors Field, Denver, CO  
 Fri Jul 02, 1999, 7:05 PM MDT  
 Att: 41,739 - Cloudy - 87 F

**AB** 35  
**R** 3  
**H** 8  
**RBI** 3  
**BB** 3  
**SO** 3  
**LOB** 12





Batter	1	2	3	4	5	6	7	8	9	AB	R	H	RBI	BB	SO	LOB	TOP					
Quilvio Veras, S OBP: 0.356, SLG: 0.371 Dan Miceli, R (6, 1) Ed Giovanola, L OBP: 0.333, SLG: 0.310	0-0 G5-3		1-1 G1-6-3	1-1 B1		1-1 F8		1-2 G4-6-3 1B		4	0	0	0	0	0	1	<b>San Diego Padres @ Colorado Rockies</b> Coors Field, Denver, CO Sat Jul 03 1999, 1:05 PM MDT Att: 38,375 - Sunny - 90 F					
Eric Owens, R OBP: 0.322, SLG: 0.429	2-1 G4-3		2-0 HR	2-1 F9			0-0 F8	3-1 G4-6-3 1-2		5	1	1	1	0	0	2						
Reggie Sanders, R OBP: 0.399, SLG: 0.559	1-1 1B		1-1 HR		3-2 G6-3		1-0 BB 2B	2-0 2B		5	2	4	0	0	0	0						
Phil Nevin, R OBP: 0.329, SLG: 0.548	4-1 1-2 BB		0-0 HR		4-1 HR BB		4-2 BB 2B	2-1 G4-3		2	3	1	2	3	0	1						
Wally Joyner, L OBP: 0.368, SLG: 0.381	3-1 F8		1-0 P5		2-0 HR		4-2 2B G4-3 BB	1-0 G4-3		4	2	1	2	1	0	2						
Ruben Rivera, R OBP: 0.281, SLG: 0.480		1-3 K	2-2 HR		2-3 K		2-0 G4-3 1B 2B	1-2 DI 1B		5	2	3	3	0	2	0						
George Arias, R OBP: 0.255, SLG: 0.379 Dave Magadan, L OBP: 0.364, SLG: 0.386		4-2 BB	1-1 F8		3-1 F7		1-0 G4-3	1-1 F8		2	0	0	0	1	0	0						
Damian Jackson, R OBP: 0.350, SLG: 0.413 Carlos Reyes, S (7, 1) John Vander Wal, L OBP: 0.407, SLG: 0.504		0-1 F8		1-1 SH1-3 1B		1-2 L4		1-2 F7		4	0	2	1	0	0	1						
Woody Williams, R OBP: 0.189, SLG: 0.200 Carlos Almanzar, R (4, 1) Carlos Baerga, S OBP: 0.455, SLG: 0.750		3-1 F8		0-0 SH1-3 1-2		0-3 K		2-0 G4-3		1	0	0	0	0	0	1						
<b>Inning Stats</b>	R: 0 E: 0 K: 0 S: 8	H: 1 LOB: 2 BB: 1 P: 18	R: 0 E: 0 K: 1 S: 11	H: 0 LOB: 1 BB: 1 P: 19	R: 4 E: 0 K: 0 S: 12	H: 4 LOB: 0 BB: 0 P: 20	R: 0 E: 0 K: 0 S: 7	H: 1 LOB: 1 BB: 0 P: 11	R: 2 E: 0 K: 1 S: 12	H: 1 LOB: 0 BB: 1 P: 26	R: 0 E: 0 K: 1 S: 8	H: 0 LOB: 0 BB: 0 P: 10	R: 4 E: 0 K: 0 S: 15	H: 3 LOB: 1 BB: 2 P: 29	R: 0 E: 0 K: 0 S: 8	H: 2 LOB: 1 BB: 0 P: 16		R: 0 E: 0 K: 0 S: 9	H: 1 LOB: 1 BB: 0 P: 13	1B: 6 2B: 3 3B: 0 HR: 4	SF: 0 SAC: 1 DP: 1 HBP: 0	WP: 0 PB: 0 SB: 1 CS: 0
<b>PITCHER</b>	IP WLS BF H R ER SO BB IBB HBP BLK WP HR S P ERA WHIP	5.0 W 25 7 6 6 2 3 0 0 0 0 4 50 94 10.80 2.000	1.1 8 2 4 4 1 2 0 0 0 0 0 0 18 31 27.00 3.000	7.1 H 7 3 0 0 0 0 0 0 0 0 13 24 0.00 1.800	9.1 S 4 1 0 0 0 0 0 0 0 0 9 13 0.00 1.000	<b>PITCHER</b>										IP WLS BF H R ER SO BB IBB HBP BLK WP HR S P ERA WHIP	4.0 2 2 1 1 0 1 4 2 2 1 1 0 1 4 2 2 1 1 1 3 5 1 3 4 0 1 3 5 1 2 0 0 1 1 4 0 1 0 1 0 3 5 1 1 2 0 1 2 5 3 4 0 0 0 0 3 1 0 0 0 0 0 0 0 0 0 0 0 0 0 0 0 0					

AB 38  
R 10  
H 13  
RBI 10  
BB 5  
SO 3  
LOB 12



Batter	1	2	3	4	5	6	7	8	9	AB	R	H	RBI	BB	SO	LOB	BOTTOM			
Neftali Perez, S OBP: 0.321, SLG: 0.424	0-2 L8	2-0 HR	4-1 1B BB	1-0 1B			0-0 P4			4	1	2	4	1	0	0	<b>San Diego Padres @ Colorado Rockies</b> Coors Field, Denver, CO Sat Jul 03 1999, 1:05 PM MDT Att: 38,375 - Sunny - 90 F			
Darryl Hamilton, L OBP: 0.385, SLG: 0.392	2-1 F9	3-2 HR 1B	3-1 1-3 2H 1B	2-1 L9			4-2 G4-1 3B BB			4	2	2	1	1	0	1				
Larry Walker, L OBP: 0.447, SLG: 0.740	0-0 HR	4-0 HR BB	1-3 K		1-1 G4-6-3 1B		0-0 G4-1	1-2 1B		4	2	2	1	1	1	3				
Vinny Castilla, R OBP: 0.342, SLG: 0.520	0-0 1B	0-0 HR	0-3 K		0-0 G4-6-3		1-1 2H 3B			5	1	3	4	0	1	3				
17 Todd Helton, L OBP: 0.374, SLG: 0.539	3-2 1B	2-3 K		0-1 7 HR 2B	1-2 G3		0-0 G3			5	1	2	0	0	1	1				
Angel Echevarria, R OBP: 0.340, SLG: 0.523 Dave Veres, R (9, 1)	2-1 F8	1-0 7 WP 1B		1-2 G5-3		4-2 G4-6-3 BB		0-1 F8		4	0	1	0	1	0	3				
7 Kurt Abbott, R OBP: 0.277, SLG: 0.421				1-1 HR		0-0 G4-6-3		0-0 G1-3		5	1	1	2	0	1	2				
Kirt Manwaring, R OBP: 0.424, SLG: 0.442		3-1 HR 1B	1-1 1B 2B	3-2 1B 3B		2-2 1B		1-0 G5-3		5	3	4	0	0	0	0				
Roberto Ramirez, L (1, 1) Jerry Dipoto, R (6, 1) Curt Leskanic, R OBP: 0.500, SLG: 2.000 Jeff Barry, S OBP: 0.167, SLG: 0.667		0-0 E6 HR	0-1 B2	0-1 G6-3		1-0 L3				3	1	0	0	0	0	3				
<b>Inning Stats</b>	R: 1 E: 0 K: 0 S: 13	H: 3 LOB: 2 BB: 0 P: 20	R: 6 E: 1 K: 2 S: 22	H: 5 LOB: 1 BB: 1 P: 40	R: 1 E: 0 K: 2 S: 13	H: 2 LOB: 2 BB: 1 P: 22	R: 3 E: 0 K: 0 S: 15	H: 4 LOB: 1 BB: 0 P: 23	R: 0 E: 0 K: 0 S: 6	H: 1 LOB: 0 BB: 1 P: 8	R: 0 E: 0 K: 0 S: 8	H: 1 LOB: 1 BB: 1 P: 15	R: 1 E: 0 K: 0 S: 7	H: 1 LOB: 1 BB: 1 P: 12	R: 0 E: 0 K: 0 S: 4	H: 0 LOB: 0 BB: 0 P: 5		1B: 9 2B: 2 3B: 2 HR: 4	SF: 0 SAC: 0 DP: 2 HBP: 0	WP: 1 PB: 0 SB: 0 CS: 0
<b>PITCHER</b>	IP WLS BF H R ER SO BB IBB HBP BLK WP HR S P ERA WHIP	3.1 L 26 13 11 10 4 2 0 0 0 0 1 4 58 97 27.00 4.500	4.1 6 2 0 0 0 0 0 0 0 0 0 0 11 16 0.00 1.200	1.2 8 2 1 1 0 2 0 0 0 0 0 14 26 5.40 2.400	7.1 4 0 0 0 0 0 0 0 0 0 0 5 6 0.00 0.000	<b>PITCHER</b>										IP WLS BF H R ER SO BB IBB HBP BLK WP HR S P ERA WHIP	4.0 2 2 1 1 0 1 4 2 2 1 1 0 1 4 2 2 1 1 1 3 5 1 3 4 0 1 3 5 1 2 0 0 1 1 4 0 1 0 3 5 1 1 2 0 1 2 5 3 4 0 0 0 0 3 1 0 0 0 0 0 0 0 0 0 0 0 0 0 0 0 0			

AB 40  
R 12  
H 17  
RBI 12  
BB 4  
SO 4  
LOB 17





Batter	1	2	3	4	5	6	7	8	9	AB	R	H	RBI	BB	SO	LOB	TOP		
Quilvio Veras, S OBP: 0.364, SLG: 0.379										3	1	2	0	2	0	0	<b>San Diego Padres @ Colorado Rockies</b> Coors Field, Denver, CO Sat Jul 03 1999, 7:05 PM MDT Att: 48,750 - Unknown - 83 F		
Eric Owens, R OBP: 0.319, SLG: 0.429										5	0	1	3	0	0	3			
Reggie Sanders, R OBP: 0.397, SLG: 0.563										4	1	1	0	0	2	2			
Phil Nevin, R OBP: 0.336, SLG: 0.544 Wally Joyner, L OBP: 0.366, SLG: 0.379										1	1	0	0	2	1	0			
Ruben Rivera, R OBP: 0.285, SLG: 0.493										3	1	1	1	1	1	1			
George Arias, R OBP: 0.286, SLG: 0.388 Carlos Baerga, S OBP: 0.462, SLG: 0.700										2	1	2	0	0	0	0			
Ben Davis, S OBP: 0.333, SLG: 0.389										4	0	1	0	0	0	4			
Damian Jackson, R OBP: 0.346, SLG: 0.407										3	1	0	0	1	1	3			
Heath Murray, L OBP: 0.231, SLG: 0.167 Will Cunnane, R										1	0	0	0	0	0	0			
John Vander Wal, L OBP: 0.405, SLG: 0.500 Donne Wall, R										1	0	0	0	0	0	2			
Dave Magadan, L OBP: 0.382, SLG: 0.384										1	0	0	0	0	0	0			
<b>Inning Stats</b>	R: 0 E: 0 K: 0 S: 7	H: 1 LOB: 0 BB: 0 P: 11	R: 1 E: 0 K: 0 S: 12	H: 1 LOB: 1 BB: 2 P: 26	R: 0 E: 0 K: 0 S: 4	H: 0 LOB: 0 BB: 1 P: 9	R: 0 E: 0 K: 2 S: 9	H: 0 LOB: 0 BB: 0 P: 16	R: 3 E: 0 K: 1 S: 11	H: 2 LOB: 1 BB: 2 P: 23	R: 0 E: 0 K: 0 S: 8	H: 0 LOB: 0 BB: 0 P: 11	R: 2 E: 0 K: 0 S: 13	H: 3 LOB: 0 BB: 0 P: 18	R: 0 E: 0 K: 1 S: 6	H: 1 LOB: 1 BB: 0 P: 9	1B: 4 2B: 4 3B: 1 HR: 1	SF: 0 SAC: 0 DP: 4 HBP: 0	WP: 0 PA: 38 PB: 0 SB: 0 CS: 0
<b>PITCHER</b>	IP WLS BF H R ER SO BB IBB HBP BLK WP HR S P ERA WHIP																		
Bobby Jones, L ERA: 5.76	(1, 1) 5.0 W 22 4 4 4 3 6 0 0 0 0 0 0 44 90 7.20 2.000																		
David Lee, R ERA: 5.96	(6, 1) 1.0 H 4 1 0 0 1 0 0 0 0 0 0 0 7 12 0.00 1.000																		
Chuck McElroy, L ERA: 6.54	(7, 1) 0.2 H 2 0 0 0 0 0 0 0 0 0 0 0 4 6 0.00 0.000																		
Mike DeJean, R ERA: 6.98	(7, 1) 1.1 H 6 3 2 2 0 0 0 0 0 0 0 1 17 23 13.50 2.250																		
Dave Veres, R ERA: 4.12	(9, 1) 1.0 S 4 1 0 0 1 0 0 0 0 0 0 0 6 9 0.00 1.000																		

Batter	1	2	3	4	5	6	7	8	9	AB	R	H	RBI	BB	SO	LOB	BOTTOM		
Neftali Feliz, S OBP: 0.322, SLG: 0.434										5	1	2	4	0	1	0	<b>San Diego Padres @ Colorado Rockies</b> Coors Field, Denver, CO Sat Jul 03 1999, 7:05 PM MDT Att: 48,750 - Unknown - 83 F		
7 Kurt Abbott, R OBP: 0.292, SLG: 0.430										5	1	3	0	0	0	1			
Larry Walker, L OBP: 0.449, SLG: 0.761										5	2	3	3	0	1	2			
Dante Bichette, R OBP: 0.325, SLG: 0.534 Dave Veres, R										5	0	1	0	0	0	2			
Vinny Castilla, R OBP: 0.343, SLG: 0.518										5	0	2	0	0	0	3			
Jeff Barry, S OBP: 0.364, SLG: 0.700										4	1	2	0	1	1	1			
Terry Shumpert, R OBP: 0.400, SLG: 0.654 Chuck McElroy, L Mike DeJean, R										2	1	1	0	2	0	1			
Darryl Hamilton, L OBP: 0.365, SLG: 0.392										0	0	0	0	0	0	0			
Henry Blanco, R OBP: 0.348, SLG: 0.423										3	1	0	0	1	1	5			
Bobby Jones, R OBP: 0.235, SLG: 0.200 David Lee, R										3	1	1	1	0	1	3			
17 Todd Helton, L OBP: 0.373, SLG: 0.537										1	0	0	0	0	0	0			
<b>Inning Stats</b>	R: 0 E: 0 K: 0 S: 9	H: 2 LOB: 2 BB: 0 P: 15	R: 7 E: 1 K: 0 S: 15	H: 5 LOB: 3 BB: 3 P: 33	R: 0 E: 0 K: 1 S: 10	H: 1 LOB: 1 BB: 0 P: 12	R: 0 E: 0 K: 1 S: 7	H: 2 LOB: 3 BB: 1 P: 16	R: 0 E: 0 K: 2 S: 8	H: 1 LOB: 1 BB: 0 P: 12	R: 0 E: 0 K: 0 S: 8	H: 2 LOB: 1 BB: 0 P: 14	R: 0 E: 0 K: 0 S: 7	H: 0 LOB: 0 BB: 0 P: 9	R: 1 E: 0 K: 1 S: 13	H: 2 LOB: 1 BB: 0 P: 17	1B: 11 2B: 2 3B: 0 HR: 3	SF: 0 SAC: 0 DP: 1 HBP: 0	WP: 0 PA: 42 PB: 0 SB: 0 CS: 2
<b>PITCHER</b>	IP WLS BF H R ER SO BB IBB HBP BLK WP HR S P ERA WHIP																		
Heath Murray, L ERA: 5.45	(1, 1) 3.1 L 25 10 7 7 1 3 0 0 0 0 0 0 2 37 70 0.00 1.125																		
Will Cunnane, R ERA: 3.0	(4, 1) 2.2 9 3 0 0 3 0 0 0 0 0 0 0 20 32 0.00 1.125																		
Donne Wall, R ERA: 2.92	(7, 1) 2.0 8 2 1 1 1 0 0 0 0 0 0 1 20 26 4.50 1.000																		





Batter	1	2	3	4	5	6	7	8	9	AB	R	H	RBI	BB	SO	LOB	TOP					
<b>Quilvio Veras, S</b> (1,4) <small>OBP: 0.364, SLG: 0.384</small> <b>Ed Giovanola, L</b> (7,4) <small>OBP: 0.333, SLG: 0.310</small> (8,6)	F9			G5-3			K			5	1	2	1	0	1	0						
<b>Eric Owens, R</b> (1,7) <small>OBP: 0.325, SLG: 0.437</small>	K	F8				1B		G6-3		5	1	3	2	0	1	2						
<b>Reggie Sanders, R</b> (1,9) <small>OBP: 0.397, SLG: 0.573</small>	HR	P3				HR		K		5	2	2	2	0	2	4						
<b>Phil Nevin, R</b> (1,3) <small>OBP: 0.338, SLG: 0.562</small>	HR			1B		F7	F8	G6-3		5	1	2	2	0	0	2						
<b>Ruben Rivera, R</b> (1,8) <small>OBP: 0.296, SLG: 0.502</small>	1B			K				HR		4	1	3	0	1	1	1						
<b>George Arias, R</b> (1,5) <small>OBP: 0.271, SLG: 0.410</small>	1B			K		G4-3	F9	HR		5	1	2	2	0	1	4						
<b>Ben Davis, S</b> (1,2) <small>OBP: 0.318, SLG: 0.366</small>		F9	P6			HR		G4-3		5	1	1	0	0	1	2						
<b>Damian Jackson, R</b> (1,6) <small>OBP: 0.350, SLG: 0.420</small> <b>Carlos Baerga, S</b> (8,4) <small>OBP: 0.425, SLG: 0.636</small>		1B WP		F7		HR	F9	F9		3	2	1	2	1	0	0						
<b>Andy Ashby, R</b> (1,1) <small>OBP: 0.171, SLG: 0.152</small>	1B			K		2B	K	K		4	1	1	0	1	3	0						
<b>Inning Stats</b>	R: 2 E: 0 K: 1 S: 14	H: 4 LOB: 2 BB: 0 P: 22	R: 1 E: 0 K: 0 S: 11	H: 2 LOB: 2 BB: 1 P: 23	R: 0 E: 0 K: 2 S: 9	H: 1 LOB: 1 BB: 0 P: 16	R: 0 E: 0 K: 1 S: 6	H: 0 LOB: 0 BB: 0 P: 10	R: 0 E: 0 K: 1 S: 12	H: 1 LOB: 2 BB: 1 P: 22	R: 6 E: 0 K: 1 S: 20	H: 6 LOB: 1 BB: 1 P: 38	R: 0 E: 0 K: 2 S: 9	H: 0 LOB: 0 BB: 0 P: 13	R: 0 E: 0 K: 1 S: 8	H: 1 LOB: 0 BB: 0 P: 11	R: 2 E: 0 K: 1 S: 12	H: 2 LOB: 0 BB: 0 P: 17	1B: 10 2B: 3 3B: 0 HR: 4	SF: 0 SAC: 0 DP: 1 HBP: 0	WP: 1 PB: 0 SB: 1 CS: 0	PA: 45
<b>PITCHER</b>	IP	WLS	BF	H	R	ER	SO	BB	IBB	HBP	BLK	WP	HR	S	P	ERA	WHIP					
<b>Brian Bohanon, L</b> (1,1) ERA: 6.31	5.0	L	27	10	6	6	5	3	0	0	0	1	2	55	102	10.80	2.600					
<b>David Lee, R</b> (6,1) ERA: 6.39	2.0		10	4	3	3	3	0	0	0	0	0	1	26	42	13.50	2.000					
<b>David Wainhouse, R</b> (8,1) ERA: 7.59	2.0		8	3	2	2	2	0	0	0	0	0	1	20	28	9.00	1.500					

San Diego Padres @ Colorado Rockies  
 Coors Field, Denver, CO  
 Sun Jul 04 1999, 1:05 PM MDT  
 Att: 38,059 - Unknown - 92 F

AB 42  
 R 11  
 H 17  
 RBI 11  
 BB 3  
 SO 10  
 LOB 15



Batter	1	2	3	4	5	6	7	8	9	AB	R	H	RBI	BB	SO	LOB	BOTTOM					
<b>Neif Perez, S</b> (1,6) <small>OBP: 0.321, SLG: 0.431</small> <b>Chris Sexton, R</b> (9,6) <small>OBP: 0.339, SLG: 0.319</small>	G5-3		F7			G1-6-3		L6		4	0	1	0	0	0	1						
<b>Darryl Hamilton, L</b> (1,8) <small>OBP: 0.364, SLG: 0.391</small> <b>Jeff Barry, S</b> (7,8) <small>OBP: 0.333, SLG: 0.636</small>	FC4-6		G4-3			G1-6-3		G4-1		3	0	1	0	0	0	1						
<b>Larry Walker, L</b> (1,9) <small>OBP: 0.445, SLG: 0.752</small> <b>Angel Echevarria, R</b> (7,9) <small>OBP: 0.337, SLG: 0.517</small>	FC4-6			G3-1		K		F9		3	0	0	0	0	1	1						
<b>Dante Bichette, R</b> (1,7) <small>OBP: 0.321, SLG: 0.526</small>	K			K		G5-3		E5		4	0	0	0	0	2	1						
<b>Vinny Castilla, R</b> (1,5) <small>OBP: 0.340, SLG: 0.513</small> <b>David Wainhouse, L</b> (8,1) <small>OBP: 0.286, SLG: 0.280</small>		K		K		G5-3		17 HBP		3	0	0	0	0	2	0						
<b>Lenny Harris, L</b> (9, PH) <small>OBP: 0.286, SLG: 0.280</small>						G5-3		17 HBP		1	0	1	0	0	0	0						
<b>17 Todd Helton, L</b> (1,3) <small>OBP: 0.374, SLG: 0.535</small>						G6-3		G1		3	0	1	0	0	0	0						
<b>7 Kurt Abbott, R</b> (1,4) <small>OBP: 0.300, SLG: 0.433</small>						G4-3		1B		4	0	2	0	0	1	4						
<b>Kirt Manwaring, R</b> (1,2) <small>OBP: 0.403, SLG: 0.418</small>						G4-3		F7		3	0	0	0	0	0	3						
<b>Brian Bohanon, L</b> (1,1) <small>OBP: 0.209, SLG: 0.175</small> <b>David Lee, R</b> (6,1) <small>OBP: 0.393, SLG: 0.642</small>						G1-3		F7		2	0	0	0	0	0	1						
<b>Terry Shumpert, R</b> (8,5) <small>OBP: 0.393, SLG: 0.642</small>										1	0	0	0	0	0	1						
<b>Inning Stats</b>	R: 0 E: 0 K: 1 S: 11	H: 1 LOB: 1 BB: 0 P: 16	R: 0 E: 0 K: 2 S: 10	H: 1 LOB: 1 BB: 0 P: 13	R: 0 E: 0 K: 0 S: 4	H: 0 LOB: 0 BB: 0 P: 7	R: 0 E: 0 K: 2 S: 7	H: 0 LOB: 0 BB: 0 P: 11	R: 0 E: 0 K: 0 S: 8	H: 1 LOB: 1 BB: 0 P: 11	R: 0 E: 0 K: 1 S: 10	H: 1 LOB: 0 BB: 0 P: 13	R: 0 E: 0 K: 0 S: 5	H: 0 LOB: 0 BB: 0 P: 9	R: 0 E: 0 K: 0 S: 7	H: 1 LOB: 1 BB: 0 P: 11	R: 0 E: 1 K: 0 S: 10	H: 1 LOB: 3 BB: 0 P: 16	1B: 6 2B: 0 3B: 0 HR: 0	SF: 0 SAC: 0 DP: 1 HBP: 1	WP: 0 PB: 0 SB: 1 CS: 0	PA: 34
<b>PITCHER</b>	IP	WLS	BF	H	R	ER	SO	BB	IBB	HBP	BLK	WP	HR	S	P	ERA	WHIP					
<b>Andy Ashby, R</b> (1,1) ERA: 3.07	9.0	W	34	6	0	0	6	0	0	1	0	0	0	72	107	0.00	0.667					

San Diego Padres @ Colorado Rockies  
 Coors Field, Denver, CO  
 Sun Jul 04 1999, 1:05 PM MDT  
 Att: 38,059 - Unknown - 92 F

AB 33  
 R 0  
 H 6  
 RBI 0  
 BB 0  
 SO 6  
 LOB 13









Batter	1	2	3	4	5	6	7	8	9	AB	R	H	RBI	BB	SO	LOB	TOP					
Marvin Benard, L (1.8) OBP: 0.391, SLG: 0.455										4	2	2	3	1	0	0	<b>San Francisco Giants @ San Diego Padres</b> Qualcomm Stadium, San Diego, CA Tue Jul 06 1999, 7:35 PM EDT Att: 25,435 - Unknown - 70 F					
Bill Mueller, S (1.5) OBP: 0.394, SLG: 0.345										3	1	1	0	2	0	1						
Barry Bonds, L (1.7) Stan Javier, S (3.7) OBP: 0.424, SLG: 0.579 OBP: 0.347, SLG: 0.383										2	0	0	0	0	0	1						
Jeff Kent, R (1.4) OBP: 0.384, SLG: 0.528										5	2	2	2	0	2	2						
J.T. Snow, L (1.3) OBP: 0.386, SLG: 0.438										5	2	1	0	0	0	2						
Ellis Burks, R (1.9) John Johnstone, R (9.1) OBP: 0.381, SLG: 0.522 OBP: 0.381, SLG: 0.522										4	1	1	2	1	3	1						
Rich Aurilia, R (1.6) OBP: 0.352, SLG: 0.469										3	1	1	0	2	2	0						
Brent Mayne, L (1.2) OBP: 0.387, SLG: 0.422										4	1	1	1	0	0	3						
Shawn Estes, R (1.1) Jerry Spradlin, S (6.1) Ramon Martinez, R (7. PH) Alan Embree, L (7.1) F.P. Santangelo, S (9.9) OBP: 0.242, SLG: 0.267 ERA: 5.16 ERA: 4.5 ERA: 3.71 ERA: 3.06										3	0	0	0	0	0	2						
<b>Inning Stats</b>	R: 0 E: 1 K: 1 S: 8	H: 1 LOB: 1 P: 13	R: 4 E: 0 K: 1 S: 12	H: 4 LOB: 0 BB: 0 P: 15	R: 1 E: 0 K: 1 S: 6	H: 1 LOB: 0 BB: 0 P: 13	R: 0 E: 0 K: 0 S: 5	H: 0 LOB: 0 BB: 1 P: 11	R: 5 E: 0 K: 1 S: 16	H: 3 LOB: 0 BB: 2 P: 37	R: 0 E: 0 K: 0 S: 9	H: 0 LOB: 1 BB: 1 P: 17	R: 0 E: 1 K: 0 S: 8	H: 0 LOB: 3 BB: 2 P: 23	R: 0 E: 0 K: 1 S: 9	H: 1 LOB: 1 BB: 0 P: 14		R: 0 E: 0 K: 2 S: 8	H: 0 LOB: 0 BB: 0 P: 12	1B: 6 2B: 2 3B: 0 HR: 3	SF: 0 SAC: 0 DP: 1 HBP: 0	WP: 1 PB: 0 SB: 1 CS: 0
<b>PITCHER</b>	IP WLS BF H R ER SO BB IBB HBP BLK WP HR S P ERA WHIP																					
Matt Clement, R (1.1) ERA: 5.16	4.0 L 20 6 7 7 3 3 0 0 0 0 2 33 62 15.75 2.250																					
Will Cunnane, R (5.1) ERA: 4.5	1.0 6 3 3 3 1 0 0 0 0 1 1 14 27 27.00 3.000																					
Heath Murray, L (6.1) ERA: 5.23	1.2 9 0 0 0 0 3 0 0 0 0 0 16 38 0.00 1.800																					
Dan Miceli, R (7.1) ERA: 3.71	1.1 5 1 0 0 1 0 0 0 0 0 0 10 16 0.00 0.750																					
Trevor Hoffman, R (9.1) ERA: 3.06	1.0 3 0 0 0 2 0 0 0 0 0 0 8 12 0.00 0.000																					

Batter	1	2	3	4	5	6	7	8	9	AB	R	H	RBI	BB	SO	LOB	BOTTOM					
QuiVivo Veras, S (1.4) OBP: 0.363, SLG: 0.382										5	2	3	0	0	0	1	<b>San Francisco Giants @ San Diego Padres</b> Qualcomm Stadium, San Diego, CA Tue Jul 06 1999, 7:35 PM EDT Att: 25,435 - Unknown - 70 F					
Eric Owens, R (1.7) OBP: 0.327, SLG: 0.433										4	1	1	0	1	0	2						
Reggie Sanders, R (1.9) OBP: 0.402, SLG: 0.584										5	2	2	4	0	2	3						
Phil Nevin, R (1.3) Dan Miceli, R (7.1) Trevor Hoffman, R (9.1) Carlos Baerga, S (9. PH) OBP: 0.335, SLG: 0.560 ERA: 5.16 ERA: 4.5 ERA: 3.71 ERA: 3.06										4	0	1	2	0	1	0						
Ruben Rivera, R (1.8) OBP: 0.299, SLG: 0.516										5	2	3	1	0	0	1						
George Arias, R (1.5) Dave Magadan, L (9. PH) OBP: 0.277, SLG: 0.434 OBP: 0.360, SLG: 0.381										4	1	2	2	0	0	0						
Ben Davis, S (1.2) OBP: 0.327, SLG: 0.388										5	0	2	0	0	1	3						
Damian Jackson, R (1.6) OBP: 0.347, SLG: 0.412										3	0	1	0	1	0	2						
Matt Clement, R (1.1) Will Cunnane, R (5.1) Ed Giovanola, L (5. PH) Heath Murray, L (6.1) Wally Joyner, L (7.3) OBP: 0.179, SLG: 0.115 ERA: 5.16 OBP: 0.327, SLG: 0.302 OBP: 0.231, SLG: 0.167 OBP: 0.382, SLG: 0.368										1	1	0	0	1	1	1						
<b>Inning Stats</b>	R: 0 E: 0 K: 1 S: 5	H: 1 LOB: 0 P: 9	R: 1 E: 0 K: 1 S: 15	H: 2 LOB: 1 BB: 0 P: 23	R: 4 E: 0 K: 0 S: 15	H: 5 LOB: 1 BB: 1 P: 24	R: 0 E: 0 K: 1 S: 12	H: 1 LOB: 2 BB: 1 P: 19	R: 2 E: 0 K: 0 S: 8	H: 2 LOB: 0 BB: 1 P: 16	R: 2 E: 0 K: 0 S: 12	H: 2 LOB: 0 BB: 0 P: 20	R: 0 E: 0 K: 1 S: 6	H: 1 LOB: 1 BB: 0 P: 12	R: 0 E: 0 K: 1 S: 6	H: 0 LOB: 0 BB: 0 P: 10		R: 0 E: 0 K: 1 S: 12	H: 1 LOB: 1 BB: 0 P: 19	1B: 9 2B: 3 3B: 0 HR: 3	SF: 0 SAC: 0 DP: 1 HBP: 0	WP: 0 PB: 0 SB: 1 CS: 1
<b>PITCHER</b>	IP WLS BF H R ER SO BB IBB HBP BLK WP HR S P ERA WHIP																					
Shawn Estes, L (1.1) ERA: 4.87	5.0 W 27 11 11 7 3 3 0 0 0 0 2 55 91 12.60 2.800																					
Jerry Spradlin, R (6.1) ERA: 5.7	1.0 H 5 2 2 2 0 0 0 0 0 0 1 12 20 18.00 2.000																					
Alan Embree, L (7.1) ERA: 2.76	2.1 H 8 1 0 0 1 0 0 0 0 0 0 17 30 0.00 0.429																					
John Johnstone, R (9.1) ERA: 1.83	0.2 S 3 1 0 0 1 0 0 0 0 0 0 7 11 0.00 1.500																					

AB	37
R	10
H	10
RBI	9
BB	6
SO	7
LOB	17





Batter	1	2	3	4	5	6	7	8	9	AB	R	H	RBI	BB	SO	LOB	TOP			
<b>F.P. Santangelo, S</b> (1, 8) OBP: 0.434, SLG: 0.398	1-1 G6-3		3-2 FC6-4 1B	4-2 BB			0-1 B4-3		0-1 F8	4	0	1	0	1	0	0	<b>San Francisco Giants @ San Diego Padres</b> Qualcomm Stadium, San Diego, CA Wed Jul 07 1999, 10:05 PM EDT Att: 22,403 - Cloudy - 72 F			
<b>Ramon Martinez, R</b> (1, 5) OBP: 0.298, SLG: 0.377 <b>Bill Mueller, S</b> (9, PH) OBP: 0.392, SLG: 0.343	3-3 K		1-1 FC6-4 2B 1-2	1-0 F7			0-0 G3		0-0 G6-3	4	0	0	0	0	1	4				
<b>Stan Javier, S</b> (1, 7) OBP: 0.348, SLG: 0.388	1-2 FC6-4 1B		2-1 FC6-4 2B 1-3		1-2 L9		2-2 P3		2-3 K	5	0	2	0	0	1	0				
<b>Jeff Kent, R</b> (1, 4) OBP: 0.382, SLG: 0.522	2-0 FC6-4 1-2			0-3 K	0-0 F8			4-1 1B BB BB		3	0	0	0	1	1	1				
<b>Ellis Burks, R</b> (1, 9) OBP: 0.397, SLG: 0.522		1-0 F7		4-1 1B BB	1-0 1B			4-2 1B BB		2	1	1	0	2	0	0				
<b>J.T. Snow, L</b> (1, 3) OBP: 0.384, SLG: 0.436	2-0 G4-3		1-2 1B FC6-4 1B	1-2 1B FC6-4 1B	2-1 L4			1-2 F9		4	1	1	0	0	0	3				
<b>Rich Aurilia, R</b> (1, 6) OBP: 0.360, SLG: 0.476	2-2 1B		1-0 FC6-4 1B 1-2 2-H		0-0 CS 1B			3-2 1B 1-2 2-3		4	0	4	1	0	0	0				
<b>Doug Mirabeli, R</b> (1, 2) OBP: 0.448, SLG: 0.680 <b>Marvin Benard, L</b> (8, PH) OBP: 0.360, SLG: 0.453 <b>Felix Rodriguez, R</b> (8, 1) OBP: 0.400, SLG: 1.200	0-0 F8		3-1 FC6-4 1B 1-2 2-3		0-3 K 1-2			1-3 K 1-2		3	0	1	0	0	1	2				
<b>Chris Brock, R</b> (1, 1) OBP: 0.222, SLG: 0.176 <b>Rich Rodriguez, L</b> (7, 1) OBP: 1.000, SLG: 1.000 <b>Julian Tavarez, L</b> (7, 1) OBP: 0.250, SLG: 0.250 <b>Brent Mayne, L</b> (8, PH) OBP: 0.385, SLG: 0.419			0-3 K 1-2 2-3 3-H	0-1 FC6-4 BB		0-1 P6		0-3 K		3	0	0	1	0	1	2				
<b>Inning Stats</b>	R: 0 E: 0 K: 1 S: 9	H: 1 LOB: 1 BB: 0 P: 16	R: 0 E: 0 K: 0 S: 7	H: 1 LOB: 1 BB: 0 P: 12	R: 0 E: 0 K: 1 S: 11	H: 2 LOB: 2 BB: 0 P: 17	R: 2 E: 0 K: 1 S: 16	H: 3 LOB: 3 BB: 2 P: 30	R: 0 E: 0 K: 0 S: 7	H: 1 LOB: 1 BB: 0 P: 11	R: 0 E: 0 K: 0 S: 6	H: 0 LOB: 0 BB: 0 P: 11	R: 0 E: 0 K: 2 S: 16	H: 1 LOB: 3 BB: 2 P: 29	R: 0 E: 0 K: 1 S: 6	H: 0 LOB: 0 BB: 0 P: 8		1B: 9 2B: 1 3B: 0 HR: 0	SF: 0 SAC: 0 DP: 0 HBP: 0	WP: 0 PB: 0 SB: 0 CS: 1
<b>PITCHER</b>	IP WLS BF H R ER SO	IP WLS BF H R ER SO	IP WLS BF H R ER SO	IP WLS BF H R ER SO	IP WLS BF H R ER SO	IP WLS BF H R ER SO	IP WLS BF H R ER SO	IP WLS BF H R ER SO	IP WLS BF H R ER SO	IP WLS BF H R ER SO	IP WLS BF H R ER SO	IP WLS BF H R ER SO	IP WLS BF H R ER SO	IP WLS BF H R ER SO	IP WLS BF H R ER SO	IP WLS BF H R ER SO	ERA WHIP	ERA WHIP		
<b>Sterling Hitchcock, L</b> (1, 1) ERA: 4.15 <b>Donne Wall, R</b> (8, 1) ERA: 2.89 <b>Trevor Hoffman, R</b> (8, 1) ERA: 2.92	7.0 W 30 9 2 2 4	0.1 H 4 1 0 0 0	1.2 S 5 0 0 0 3	0.0 H 0 0 0 0 0	0.0 H 0 0 0 0 0	0.0 H 0 0 0 0 0	0.0 H 0 0 0 0 0	0.0 H 0 0 0 0 0	0.0 H 0 0 0 0 0	0.0 H 0 0 0 0 0	0.0 H 0 0 0 0 0	0.0 H 0 0 0 0 0	0.0 H 0 0 0 0 0	0.0 H 0 0 0 0 0	0.0 H 0 0 0 0 0	0.0 H 0 0 0 0 0	2.57 1.571	0.00 9.000	0.00 0.000	

Batter	1	2	3	4	5	6	7	8	9	AB	R	H	RBI	BB	SO	LOB	BOTTOM				
<b>QuiVio Veras, S</b> (1, 4) OBP: 0.362, SLG: 0.377	2-3 K		0-0 G6-3			4-1 CS BB	3-0 P3			3	0	0	0	1	1	2	<b>San Francisco Giants @ San Diego Padres</b> Qualcomm Stadium, San Diego, CA Wed Jul 07 1999, 10:05 PM EDT Att: 22,403 - Cloudy - 72 F				
<b>Damian Jackson, R</b> (1, 6) OBP: 0.346, SLG: 0.409	0-2 G2-3 1B		0-3 K			1-1 K 1-2	1-1 L4			4	1	1	0	0	2	3					
<b>Reggie Sanders, R</b> (1, 9) OBP: 0.404, SLG: 0.580	2-1 G2-3 1B		3-2 F9			3-2 G5-3		1-0 CS HBP		3	1	1	0	0	0	0					
<b>John Vander Wal, L</b> (1, 7) OBP: 0.398, SLG: 0.493 <b>Eric Owens, R</b> (9, 7) OBP: 0.327, SLG: 0.433	3-2 G2-3			1-1 G3			2-0 P6	3-2 F7		4	0	0	0	0	0	3					
<b>Wally Joyner, L</b> (1, 3) OBP: 0.370, SLG: 0.374	1-0 FC4-6 1B			0-3 K			1-2 1B E 1B	4-2 BB		3	1	2	2	1	1	0					
<b>Carlos Baerga, S</b> (1, 5) OBP: 0.350, SLG: 0.471	0-1 FC4-6 1-2			0-2 G1-3			0-0 E 1B	0-0 F8		4	1	1	0	0	0	2					
<b>Ruben Rivera, R</b> (1, 8) OBP: 0.299, SLG: 0.514		2-3 K			2-3 K		0-0 E 1B			3	1	1	0	0	2	0					
<b>Ben Davis, S</b> (1, 2) OBP: 0.309, SLG: 0.365		0-3 K			0-1 G4-3		0-1 E6			3	0	0	1	0	1	2					
<b>Sterling Hitchcock, L</b> (1, 1) OBP: 0.167, SLG: 0.091 <b>Ed Giovannola, L</b> (7, PH) OBP: 0.327, SLG: 0.302 <b>Phil Nevin, R</b> (7, PH) OBP: 0.340, SLG: 0.563 <b>Donne Wall, R</b> (8, 1) <b>Trevor Hoffman, R</b> (8, 1)		1-3 K			3-2 G5-3		1-2 2-3 3-H 1-2	1-2 E8		2	0	0	0	0	1	0					
<b>Inning Stats</b>	R: 2 E: 0 K: 1 S: 15	H: 3 LOB: 1 BB: 0 P: 23	R: 0 E: 0 K: 3 S: 10	H: 0 LOB: 0 BB: 0 P: 13	R: 0 E: 0 K: 1 S: 7	H: 0 LOB: 0 BB: 0 P: 10	R: 0 E: 0 K: 1 S: 8	H: 0 LOB: 0 BB: 0 P: 9	R: 0 E: 0 K: 1 S: 9	H: 0 LOB: 0 BB: 0 P: 14	R: 0 E: 0 K: 1 S: 7	H: 0 LOB: 1 BB: 1 P: 17	R: 3 E: 2 K: 0 S: 14	H: 4 LOB: 2 BB: 0 P: 22	R: 0 E: 0 K: 0 S: 10	H: 0 LOB: 1 BB: 1 P: 18		1B: 7 2B: 1 3B: 0 HR: 0	SF: 0 SAC: 0 DP: 1 HBP: 1	WP: 0 PB: 0 SB: 0 CS: 2	PA: 33
<b>PITCHER</b>	IP WLS BF H R ER SO	IP WLS BF H R ER SO	IP WLS BF H R ER SO	IP WLS BF H R ER SO	IP WLS BF H R ER SO	IP WLS BF H R ER SO	IP WLS BF H R ER SO	IP WLS BF H R ER SO	IP WLS BF H R ER SO	IP WLS BF H R ER SO	IP WLS BF H R ER SO	IP WLS BF H R ER SO	IP WLS BF H R ER SO	IP WLS BF H R ER SO	IP WLS BF H R ER SO	IP WLS BF H R ER SO	ERA WHIP	ERA WHIP			
<b>Chris Brock, R</b> (1, 1) ERA: 5.26 <b>Rich Rodriguez, L</b> (7, 1) ERA: 4.7 <b>Julian Tavarez, R</b> (7, 1) ERA: 5.51 <b>Felix Rodriguez, R</b> (8, 1) ERA: 3.86	6.1 L 26 6 5 4 8	0.1 2 1 0 0 0 0	0.1 1 0 0 0 0 0	0.0 0 0 0 0 0 0	0.0 0 0 0 0 0 0	0.0 0 0 0 0 0 0	0.0 0 0 0 0 0 0	0.0 0 0 0 0 0 0	0.0 0 0 0 0 0 0	0.0 0 0 0 0 0 0	0.0 0 0 0 0 0 0	0.0 0 0 0 0 0 0	0.0 0 0 0 0 0 0	0.0 0 0 0 0 0 0	0.0 0 0 0 0 0 0	0.0 0 0 0 0 0 0	5.68 1.105	0.00 3.000	0.00 0.000	0.00 1.000	

AB	35
R	2
H	10
RBI	2
BB	4
SO	7
LOB	18





Batter	1	2	3	4	5	6	7	8	9	AB	R	H	RBI	BB	SO	LOB	TOP			
Mark McLemore, S (1.4) OBP: 0.376, SLG: 0.386	P7	F9		CS 2H 1B			L9		2B 29 SF9 BB	4	1	1	1	1	0	3				
Ivan Rodriguez, R (1.2) OBP: 0.333, SLG: 0.498	HR		P4	CS	L6		G4-3		29 SF9 2B	5	2	2	1	0	0	0				
29 Rusty Greer, L (1.7) OBP: 0.377, SLG: 0.424	F7		FC6-4 BB		K		G3		SF9	3	0	0	1	1	1	0				
Juan Gonzalez, R (1.9) OBP: 0.355, SLG: 0.595	K		FC6-4 1-2		G6-3				SF9	4	0	0	1	0	2	1				
Rafael Palmeiro, L (1.3) OBP: 0.438, SLG: 0.611		BB 1B	P5			HR BB		BB BB 1B	F8	4	1	2	0	1	0	1				
Ruben Mateo, R (1.8) OBP: 0.231, SLG: 0.459	K			HR		K		F8		4	1	1	1	0	2	3				
Luis Alica, S (1.5) OBP: 0.304, SLG: 0.223		BB 1B		G5-3 1B BB		P9		BB BB		2	1	1	0	2	0	1				
Royce Clayton, R (1.6) OBP: 0.285, SLG: 0.350	K		G5-3		G5-3	1H HR		BB BB		3	1	1	2	1	1	3				
Aaron Sele, R (1.1)			G5-3		G5-3	F8		G3		2	0	0	0	1	0	1				
Mike Venafro, L (7.1)										0	0	0	0	0	0	0				
Lee Stevens, L (8. PH) OBP: 0.371, SLG: 0.517										1	0	0	0	0	0	3				
59 Jeff Zimmerman, R (8.1)										0	0	0	0	0	0	0				
Tim Crabtree, R (9.1)										0	0	0	0	0	0	0				
<b>Inning Stats</b>	R: 1 E: 0 K: 1 S: 9	H: 1 LOB: 0 BB: 0 P: 13	R: 0 E: 0 K: 2 S: 14	H: 2 LOB: 3 BB: 1 P: 26	R: 0 E: 0 K: 0 S: 8	H: 0 LOB: 1 BB: 1 P: 18	R: 2 E: 0 K: 0 S: 12	H: 2 LOB: 0 BB: 1 P: 17	R: 0 E: 0 K: 1 S: 8	H: 1 LOB: 0 BB: 1 P: 15	R: 0 E: 0 K: 0 S: 4	H: 0 LOB: 0 BB: 0 P: 5	R: 0 E: 0 K: 1 S: 13	H: 1 LOB: 3 BB: 2 P: 25	R: 2 E: 0 K: 0 S: 12	H: 1 LOB: 0 BB: 1 P: 23	1B: 4 2B: 1 3B: 0 HR: 3	SF: 2 SAC: 0 DP: 0 HBP: 0	WP: 0 PB: 0 SB: 0 CS: 1	PA: 42
<b>PITCHER</b>	IP WLS BF H R ER SO BB IBB HBP BLK WP HR S P ERA WHIP																			
Woody Williams, R (1.1) ERA: 4.5	6.0 L 27 6 5 5 5 4 0 0 0 0 0 3 59 103 7.50 1.667																			
Carlos Reyes, R (7.1) ERA: 2.99	1.0 3 0 0 0 0 0 0 0 0 0 0 0 4 5 0.00 0.000																			
Carlos Almanzar, R (8.1) ERA: 3.0	0.2 5 1 0 0 1 2 0 0 0 0 0 0 9 18 0.00 4.500																			
Heath Murray, L (8.1) ERA: 5.4	0.1 2 0 1 1 0 1 0 0 0 0 0 0 5 12 27.00 3.000																			
Dan Miceli, R (9.1) ERA: 3.89	1.0 4 1 1 1 0 0 0 0 0 0 0 0 11 18 9.00 1.000																			

Texas Rangers @ San Diego Padres  
Qualcomm Stadium, San Diego, CA

AB 32  
R 7  
H 8  
RBI 7  
BB 7  
SO 6  
LOB 16



WP: 0 PA: 42  
PB: 0  
SB: 0  
CS: 1

Batter	1	2	3	4	5	6	7	8	9	AB	R	H	RBI	BB	SO	LOB	BOTTOM			
Quilvio Veras, S (1.4) OBP: 0.362, SLG: 0.378	K		G4-3 1B		G4-3		BB 1B		G6-3	5	1	2	1	0	1	0				
Eric Owens, R (1.7) OBP: 0.325, SLG: 0.428	G5-3		G4-3		K		BB BB			3	0	0	0	1	1	1				
Reggie Sanders, R (1.9) OBP: 0.402, SLG: 0.575	K		K		G5-3		1B			4	0	1	1	0	2	1				
Dave Magadan, L (1.3) OBP: 0.369, SLG: 0.391		BB 1B		BB 1B		G6-3 1B	K			3	0	3	0	0	0	0				
Phil Nevin, R (7. PH) OBP: 0.338, SLG: 0.559		BB 1B		BB 1B						1	0	0	0	0	1	2				
Carlos Almanzar, R (8.1) ERA: 3.0		G1-2-3 1B								0	0	0	0	0	0	0				
Heath Murray, L (8.1) OBP: 0.231, SLG: 0.167										0	0	0	0	0	0	0				
Dan Miceli, R (9.1) ERA: 3.89										0	0	0	0	0	0	0				
Carlos Baerga, S (1.5) OBP: 0.375, SLG: 0.476		BB 1B		FC5 BB 1B		G6-3		F9		4	0	2	0	0	0	1				
Ruben Rivera, R (1.8) OBP: 0.298, SLG: 0.507		BB 1B		K		P3		L5		3	0	0	0	1	1	2				
Ben Davis, S (1.2) OBP: 0.288, SLG: 0.339	K		K		K		F7	G3		4	0	0	0	0	2	5				
Damian Jackson, R (1.6) OBP: 0.348, SLG: 0.412		G1-2-3		BB 1B			G3 BB 2B		K	3	1	1	0	1	1	3				
Woody Williams, R (1.1) ERA: 5.51							G3		G5-3	2	0	0	0	0	1	3				
Carlos Reyes, S (7.1) ERA: 2.37										0	0	0	0	0	0	0				
John Vander Wal, L (7. PH) OBP: 0.393, SLG: 0.486										2	0	0	0	0	0	1				
<b>Inning Stats</b>	R: 0 E: 0 K: 2 S: 9	H: 0 LOB: 0 BB: 0 P: 13	R: 0 E: 0 K: 1 S: 7	H: 2 LOB: 2 BB: 1 P: 15	R: 0 E: 0 K: 2 S: 13	H: 1 LOB: 0 BB: 0 P: 18	R: 0 E: 0 K: 2 S: 14	H: 2 LOB: 3 BB: 1 P: 29	R: 0 E: 0 K: 0 S: 6	H: 1 LOB: 0 BB: 0 P: 8	R: 2 E: 0 K: 1 S: 16	H: 3 LOB: 2 BB: 1 P: 27	R: 0 E: 0 K: 0 S: 5	H: 0 LOB: 0 BB: 0 P: 8	R: 0 E: 0 K: 1 S: 7	H: 0 LOB: 0 BB: 0 P: 9	1B: 8 2B: 1 3B: 0 HR: 0	SF: 0 SAC: 0 DP: 2 HBP: 0	WP: 0 PB: 0 SB: 0 CS: 0	PA: 37
<b>PITCHER</b>	IP WLS BF H R ER SO BB IBB HBP BLK WP HR S P ERA WHIP																			
Aaron Sele, R (1.1) ERA: 5.51	6.2 W 30 6 2 2 2 3 0 0 0 0 0 0 67 114 2.70 1.800																			
Mike Venafro, L (7.1) ERA: 2.37	0.1 H 1 0 0 0 1 0 0 0 0 0 0 0 6 8 0.00 0.000																			
59 Jeff Zimmerman, R (8.1) ERA: 0.88	1.0 H 3 0 0 0 0 0 0 0 0 0 0 0 5 8 0.00 0.000																			
Tim Crabtree, R (9.1) ERA: 3.73	1.0 3 0 0 0 1 0 0 0 0 0 0 0 7 9 0.00 0.000																			

Texas Rangers @ San Diego Padres  
Qualcomm Stadium, San Diego, CA

AB 34  
R 2  
H 9  
RBI 2  
BB 3  
SO 10  
LOB 19



WP: 0 PA: 37  
PB: 0  
SB: 0  
CS: 0



Batter	1	2	3	4	5	6	7	8	9	AB	R	H	RBI	BB	SO	LOB	TOP					
Mark McLemore, S OBP: 0.370, SLG: 0.379	F7		F8		L9		K		F8	5	0	0	0	0	1	2	<b>Texas Rangers @ San Diego Padres</b> Qualcomm Stadium, San Diego, CA Sat Jul 10 1999, 4:05 PM EDT Att: 49,123 - Unknown - 81 F					
Ivan Rodriguez, R OBP: 0.329, SLG: 0.492	G6-3		F9			G4-3		G4-3	4	0	0	0	0	0	0							
29 Rusty Greer, L OBP: 0.379, SLG: 0.428	2B			G6-3		G6-4-3	1B	G4-3	4	0	2	0	0	0	0							
Juan Gonzalez, R OBP: 0.357, SLG: 0.602	G6-3			HR		G6-4-3	1B	1B	3	1	1	1	1	0	2							
Rafael Palmeiro, L OBP: 0.439, SLG: 0.619		G3		K			HR	1B	4	1	2	1	0	1	0							
Todd Zeile, R OBP: 0.355, SLG: 0.471	1B			F9			HR	P6	4	1	2	0	0	0	2							
Ruben Mateo, R OBP: 0.233, SLG: 0.512	K			K		K	HR	G5-3	4	1	1	2	0	2	1	AB 35 R 4 H 9 RBI 4 BB 2 SO 7 LOB 8						
Royce Clayton, R OBP: 0.280, SLG: 0.343	K			G4-3		G4-3	G5-3	K	4	0	0	0	0	2	1							
Mike Morgan, R OBP: 0.250, SLG: 0.250				K		G3	G3		2	0	1	0	0	0	0							
Mike Munoz, L OBP: 0.361, SLG: 0.527								BB	0	0	0	0	0	0	0							
Danny Patterson, R OBP: 0.361, SLG: 0.527									0	0	0	0	0	0	0							
Luis Alicea, S OBP: 0.260, SLG: 0.333									0	0	0	0	0	0	0							
59 Jeff Zimmerman, R OBP: 0.260, SLG: 0.333									0	0	0	0	0	0	0							
Tim Crabtree, R OBP: 0.260, SLG: 0.333									0	0	0	0	0	0	0							
Scarborough Green, S OBP: 0.260, SLG: 0.333									0	0	0	0	0	0	0							
John Wetteland, R OBP: 0.260, SLG: 0.333									0	0	0	0	0	0	0							
<b>Inning Stats</b>	R: 0 E: 0 K: 0 S: 11	H: 1 LOB: 1 BB: 0 P: 14	R: 0 E: 0 K: 2 S: 11	H: 1 LOB: 1 BB: 0 P: 17	R: 0 E: 0 K: 1 S: 9	H: 0 LOB: 0 BB: 0 P: 11	R: 1 E: 0 K: 1 S: 9	H: 1 LOB: 0 BB: 0 P: 11	R: 0 E: 0 K: 1 S: 10	H: 1 LOB: 0 BB: 0 P: 14	R: 0 E: 0 K: 0 S: 4	H: 1 LOB: 0 BB: 0 P: 6	R: 3 E: 0 K: 1 S: 13	H: 3 LOB: 0 BB: 0 P: 17	R: 0 E: 0 K: 0 S: 10	H: 1 LOB: 2 BB: 1 P: 18	R: 0 E: 0 K: 1 S: 9	H: 0 LOB: 1 BB: 1 P: 16	1B: 5 2B: 1 3B: 0 HR: 3	SF: 0 SAC: 0 DP: 1 HBP: 0	WP: 0 PB: 0 SB: 1 CS: 0	PA: 37
<b>PITCHER</b>	IP WLS BF H R ER SO BB IBB HBP BLK WP HR S P ERA WHIP																					
Andy Ashby, R ERA: 3.19	(1, 1) 7.2 31 8 4 4 6 1 0 0 0 0 0 3 72 102 4.70 1.174																					
Heath Murray, L ERA: 5.4	(8, 1) 0.0 1 1 0 0 0 0 0 0 0 0 0 0 2 3 ∞ ∞																					
Donne Wall, R ERA: 2.79	(8, 1) 1.1 W 5 0 0 0 1 1 0 0 0 0 0 0 0 12 19 0.00 0.750																					
<b>Batter</b>	<b>1</b>	<b>2</b>	<b>3</b>	<b>4</b>	<b>5</b>	<b>6</b>	<b>7</b>	<b>8</b>	<b>9</b>	<b>AB</b>	<b>R</b>	<b>H</b>	<b>RBI</b>	<b>BB</b>	<b>SO</b>	<b>LOB</b>	<b>BOTTOM</b>					
Quilvio Veras, S OBP: 0.363, SLG: 0.374	G4-3		K	G4-6-3			S		F9-2	3	1	0	0	2	1	1	<b>Texas Rangers @ San Diego Padres</b> Qualcomm Stadium, San Diego, CA Sat Jul 10 1999, 4:05 PM EDT Att: 49,123 - Unknown - 81 F					
Damian Jackson, R OBP: 0.353, SLG: 0.418	K		2B			CS	L7		BB	4	2	2	0	1	1	1						
Reggie Sanders, R OBP: 0.405, SLG: 0.570	2B		2B			BB	P6		F9-2	2	2	0	0	3	0	4						
John Vander Wal, L OBP: 0.394, SLG: 0.493	BB		BB			BB	G6-4-3		BB	2	0	1	1	0	0	2						
Eric Owens, R OBP: 0.329, SLG: 0.429	2B		L8			G6-4-3			E1	2	0	1	1	1	0	1						
Wally Joyner, L OBP: 0.373, SLG: 0.384	K		2B				L6		1B	4	0	2	2	0	1	3						
Dave Magadan, L OBP: 0.367, SLG: 0.385		G4-3		IBB			G4-3		K	3	0	0	0	1	1	1						
Ruben Rivera, R OBP: 0.294, SLG: 0.498		G6-3		G5-3			K		P3	4	0	0	0	0	1	3						
Ben Davis, S OBP: 0.317, SLG: 0.356									K	3	0	2	0	1	1	0						
Andy Ashby, R OBP: 0.158, SLG: 0.139									E7	3	0	0	0	0	1	4						
Heath Murray, L ERA: 3.41									BB	0	0	0	0	0	0	0						
Donne Wall, R ERA: 4.46									BB	0	0	0	0	0	0	0						
Carlos Baerga, S OBP: 0.360, SLG: 0.455									F9-2	1	0	0	0	0	0	0						
Ed Giovannola, L OBP: 0.327, SLG: 0.302										0	0	0	0	0	0	0						
<b>Inning Stats</b>	R: 1 E: 0 K: 2 S: 12	H: 1 LOB: 1 BB: 1 P: 22	R: 0 E: 0 K: 0 S: 8	H: 1 LOB: 0 BB: 0 P: 15	R: 2 E: 0 K: 1 S: 12	H: 2 LOB: 2 BB: 2 P: 30	R: 0 E: 0 K: 0 S: 3	H: 1 LOB: 0 BB: 0 P: 7	R: 0 E: 0 K: 0 S: 3	H: 0 LOB: 0 BB: 2 P: 11	R: 0 E: 0 K: 2 S: 12	H: 1 LOB: 2 BB: 1 P: 18	R: 0 E: 0 K: 0 S: 12	H: 0 LOB: 2 BB: 2 P: 23	R: 0 E: 0 K: 2 S: 9	H: 0 LOB: 0 BB: 0 P: 16	R: 2 E: 2 K: 0 S: 9	H: 2 LOB: 1 BB: 1 P: 18	1B: 5 2B: 4 3B: 0 HR: 0	SF: 0 SAC: 0 DP: 3 HBP: 0	WP: 0 PB: 0 SB: 2 CS: 1	PA: 40
<b>PITCHER</b>	IP WLS BF H R ER SO BB IBB HBP BLK WP HR S P ERA WHIP																					
Mike Morgan, R ERA: 5.46	(1, 1) 4.1 21 5 3 3 3 4 0 0 0 0 0 0 5 5 6.23 2.077																					
Mike Munoz, L ERA: 3.41	(5, 1) 1.0 3 1 0 0 0 0 0 0 0 0 0 0 5 5 0.00 1.000																					
Danny Patterson, R ERA: 4.46	(6, 1) 0.2 3 0 0 0 0 2 0 1 0 0 0 0 0 8 14 0.00 0.000																					
59 Jeff Zimmerman, R ERA: 0.86	(7, 1) 1.0 H 5 0 0 0 0 2 0 0 0 0 0 0 12 23 0.00 2.000																					
Tim Crabtree, R ERA: 3.82	(8, 1) 1.0 H 3 0 0 0 0 2 0 0 0 0 0 0 0 9 16 0.00 0.000																					
<b>PITCHER</b>	IP WLS BF H R ER SO BB IBB HBP BLK WP HR S P ERA WHIP																					
John Wetteland, R ERA: 3.96	(9, 1) 0.2 L 5 2 2 0 0 1 0 0 0 0 0 0 5 5 0.00 1.000																					



Batter	1	2	3	4	5	6	7	8	9	AB	R	H	RBI	BB	SO	LOB	TOP								
Mark McLemore, S (1, 9) OBP: 0.366, SLG: 0.374	G4-3		K			K		K		4	0	0	0	0	3	1	<b>Texas Rangers @ San Diego Padres</b> Qualcomm Stadium, San Diego, CA Sun Jul 11 1999, 4:05 PM EDT Att: 31,301 - Unknown - 81 F								
Ivan Rodriguez, R (1, 2) OBP: 0.326, SLG: 0.487	L7			G6-3		SF7 HBP		F7		3	1	0	0	0	0										
29 Rusty Greer, L (1, 7) OBP: 0.375, SLG: 0.423	F7			G1-3		E5 WP		L7		4	0	0	0	0	0	1									
Rafael Palmeiro, L (1, 3) OBP: 0.436, SLG: 0.626		G6-3		F8		SF7			HR	3	1	1	2	0	0	0									
Todd Zeile, R (1, 5) OBP: 0.351, SLG: 0.465		K			F7	L8			F8	4	0	0	0	0	1	1									
Ruben Mateo, R (1, 8) OBP: 0.213, SLG: 0.467		F7				K			F9	4	0	0	0	0	2	0									
Luis Alica, S (1, 4) OBP: 0.308, SLG: 0.216			G4-3			E6 1B BB				2	0	0	0	2	0	0									
Royce Clayton, R (1, 6) OBP: 0.288, SLG: 0.351									K	4	0	3	0	0	1	1									
John Burkett, R (1, 1) Lee Stevens, L (7, PH) Esteban Loaiza, R (7, 1) Mike Venafro, L (8, 1) Danny Patterson, R (8, 1)				K						2	0	0	0	0	2	3									
<b>Inning Stats</b>	R: 0 E: 0 K: 0 S: 7	H: 0 LOB: 0 BB: 0 P: 14	R: 0 E: 0 K: 1 S: 6	H: 0 LOB: 0 BB: 0 P: 8	R: 0 E: 0 K: 2 S: 15	H: 1 LOB: 1 BB: 0 P: 21	R: 0 E: 0 K: 0 S: 5	H: 0 LOB: 0 BB: 0 P: 6	R: 0 E: 0 K: 2 S: 9	H: 1 LOB: 2 BB: 1 P: 15	R: 1 E: 1 K: 1 S: 11	H: 0 LOB: 1 BB: 0 P: 18	R: 0 E: 1 K: 1 S: 9	H: 1 LOB: 1 BB: 0 P: 13	R: 0 E: 0 K: 1 S: 8	H: 0 LOB: 0 BB: 0 P: 12		R: 1 E: 0 K: 1 S: 14	H: 1 LOB: 1 BB: 1 P: 26	1B: 3 2B: 0 3B: 0 HR: 1	SF: 1 SAC: 0 DP: 1 HBP: 1	WP: 1 PB: 0 SB: 0 CS: 0	PA: 35		
<b>PITCHER</b>	IP	WLS	BF	H	R	ER	SO	BB	IBB	HBP	BLK	WP	HR	S	P	ERA	WHIP								
Matt Clement, R (1, 1) ERA: 4.78	7.0		27	3	1	0	7	1	0	1	0	1	0	62	95	0.00	0.571								
Dan Miceli, R (8, 1) ERA: 3.75	1.0	W	3	0	0	0	1	0	0	0	0	0	0	8	12	0.00	0.000								
Trevor Hoffman, R (9, 1) ERA: 3.08	1.0		5	1	1	1	1	1	0	0	0	0	1	14	26	9.00	2.000								

Batter	1	2	3	4	5	6	7	8	9	AB	R	H	RBI	BB	SO	LOB	BOTTOM								
Quilvio Veras, S (1, 4) OBP: 0.358, SLG: 0.368	K		G4-3			K		E2 BB 1B		4	1	0	0	0	2	2	<b>Texas Rangers @ San Diego Padres</b> Qualcomm Stadium, San Diego, CA Sun Jul 11 1999, 4:05 PM EDT Att: 31,301 - Unknown - 81 F								
Eric Owens, R (1, 8) OBP: 0.332, SLG: 0.434			G1-3			1B 2B		B5		4	1	2	0	0	0	2									
Reggie Sanders, R (1, 9) OBP: 0.410, SLG: 0.575			G6-3						1B BB	3	1	2	1	1	0	0									
John Vander Wal, L (1, 7) OBP: 0.388, SLG: 0.484					F8					3	0	0	0	0	1	3									
Phil Nevin, R (8, PH) OBP: 0.342, SLG: 0.562										1	0	1	2	0	0	0									
Ruben Rivera, R (8, PR) OBP: 0.294, SLG: 0.498										0	1	0	0	0	0	0									
Wally Joyner, L (1, 3) OBP: 0.376, SLG: 0.387										4	1	2	1	0	0	3									
Carlos Baerga, S (1, 5) OBP: 0.345, SLG: 0.423			G4-3		G4-3					4	0	1	1	0	0	1									
Ben Davis, S (1, 2) OBP: 0.328, SLG: 0.365						K				4	0	2	1	0	1	0									
Damian Jackson, R (1, 6) OBP: 0.351, SLG: 0.413										3	0	0	0	1	0	4									
Matt Clement, R (1, 1) OBP: 0.167, SLG: 0.107										2	0	0	0	0	0	2									
Dan Miceli, R (8, 1) Dave Magadan, L (8, PH) Ed Giovanola, L (8, PR) Trevor Hoffman, R (9, 1)										0	0	0	0	0	0	0									
										1	0	1	0	0	0	0									
										1	1	0	0	0	3	0									
										0	0	0	0	0	0	0									
<b>Inning Stats</b>	R: 1 E: 0 K: 1 S: 11	H: 2 LOB: 1 BB: 0 P: 19	R: 0 E: 0 K: 0 S: 11	H: 1 LOB: 1 BB: 0 P: 12	R: 0 E: 0 K: 0 S: 4	H: 0 LOB: 0 BB: 0 P: 8	R: 0 E: 0 K: 0 S: 4	H: 1 LOB: 0 BB: 0 P: 7	R: 0 E: 0 K: 2 S: 9	H: 0 LOB: 1 BB: 1 P: 14	R: 0 E: 0 K: 1 S: 10	H: 2 LOB: 1 BB: 0 P: 16	R: 0 E: 0 K: 0 S: 3	H: 0 LOB: 0 BB: 0 P: 8	R: 5 E: 1 K: 0 S: 16	H: 5 LOB: 3 BB: 1 P: 27	1B: 9 2B: 2 3B: 0 HR: 0	SF: 0 SAC: 0 DP: 1 HBP: 0	WP: 0 PB: 0 SB: 0 CS: 1	PA: 36					
<b>PITCHER</b>	IP	WLS	BF	H	R	ER	SO	BB	IBB	HBP	BLK	WP	HR	S	P	ERA	WHIP								
John Burkett, R (1, 1) ERA: 5.65	6.0		23	6	1	1	4	1	0	0	0	0	0	49	76	1.50	1.167								
Esteban Loaiza, R (7, 1) ERA: 7.31	1.1	L	7	1	3	3	0	1	0	0	0	0	0	9	20	20.25	1.500								
Mike Venafro, L (8, 1) ERA: 2.84	0.0		3	3	1	0	0	0	0	0	0	0	0	5	8	∞	∞								
Danny Patterson, R (8, 1) ERA: 4.38	0.2		3	1	1	1	0	0	0	0	0	0	0	5	7	13.50	1.500								

AB	31
R	2
H	4
RBI	2
BB	2
SO	9
LOB	9



AB	34
R	6
H	11
RBI	6
BB	2
SO	4
LOB	20





Batter	1	2	3	4	5	6	7	8	9	AB	R	H	RBI	BB	SO	LOB	TOP										
Quilvio Veras, S OBP: 0.362, SLG: 0.370 (1, 4)	G1-3		SH1-3 1B														4 1 2 1 1 1 0										
Eric Owens, R OBP: 0.331, SLG: 0.433 (1, 7)	1B		SH1-3				F7										3 0 1 1 0 0 1										
Reggie Sanders, R OBP: 0.403, SLG: 0.563 (1, 9)	K		K				K										5 0 0 0 0 3 5										
Phil Nevin, R OBP: 0.346, SLG: 0.560 (1, 10) (9, 2)	1B		BB				FC5-4										4 0 2 1 0 1 1										
Wally Joyner, L OBP: 0.378, SLG: 0.386 (1, 3)	G4-3		BB														3 0 1 0 1 0 2										
Ruben Rivera, R OBP: 0.293, SLG: 0.491 (1, 8)		P2	K				F8										3 1 0 0 1 1 3										
George Arias, R OBP: 0.272, SLG: 0.425 John Vander Wal, L OBP: 0.391, SLG: 0.484 Dan Miceli, R (9, 1) (9, 1)		K			L5		F8										3 0 0 0 0 1 1 0 1 0 0 1 0 0 0 0 0 0 0 0 0										
Ben Davis, S OBP: 0.329, SLG: 0.364 Ed Giovanola, L OBP: 0.333, SLG: 0.295 (9, PH) (9, 6)		K			K		FC6-4										3 0 1 0 0 1 1 0 0 0 0 1 0 0										
Damian Jackson, R OBP: 0.348, SLG: 0.407 Dave Magadan, L OBP: 0.368, SLG: 0.386 (9, PH) (9, 5)		F9			K												3 0 0 0 0 1 1 1 0 0 0 0 1 3										
<b>Inning Stats</b>	R: 0 E: 0 K: 1 S: 10	H: 2 LOB: 2 BB: 0 P: 16	R: 0 E: 0 K: 1 S: 10	H: 1 LOB: 1 BB: 0 P: 17	R: 1 E: 0 K: 2 S: 16	H: 2 LOB: 2 BB: 1 P: 26	R: 0 E: 0 K: 2 S: 9	H: 0 LOB: 0 BB: 0 P: 13	R: 0 E: 0 K: 1 S: 10	H: 1 LOB: 1 BB: 0 P: 16	R: 0 E: 0 K: 0 S: 8	H: 0 LOB: 0 BB: 0 P: 14	R: 0 E: 0 K: 1 S: 11	H: 0 LOB: 0 BB: 0 P: 15	R: 2 E: 0 K: 1 S: 21	H: 0 LOB: 2 BB: 4 P: 39	1B: 7 2B: 0 3B: 0 HR: 0	SF: 1 SAC: 1 DP: 0 HBP: 0	WP: 0 PB: 0 SB: 1 CS: 1	PA: 39							
<b>PITCHER</b>	IP	WLS	BF	H	R	ER	SO	BB	IBB	HBP	BLK	WP	HR	S	P	ERA	WHIP										
Jamie Moyer, L ERA: 4.83 Jose Mesa, R ERA: 7.36 Paul Abbott, R ERA: 3.38	(1, 1)	8.0	32	7	1	1	9	1	0	0	0	0	0	83	131	1.12	1.000										
																		<b>AB</b>	<b>R</b>	<b>H</b>	<b>RBI</b>	<b>BB</b>	<b>SO</b>	<b>LOB</b>	<b>WP</b>	<b>PA</b>	
																		32	3	7	3	5	10	18	0	39	

San Diego Padres @ Seattle Mariners  
Safeco Field, Seattle, WA  
Thu Jul 15 1999, 7:05 PM PDT  
Att. 44,607 - Overcast - 67 F

AB	32
R	3
H	7
RBI	3
BB	5
SO	10
LOB	18



Batter	1	2	3	4	5	6	7	8	9	AB	R	H	RBI	BB	SO	LOB	BOTTOM										
David Bell, R OBP: 0.341, SLG: 0.479 (1, 4)	2B		K														4 1 3 1 0 1 0										
David Segui, S OBP: 0.361, SLG: 0.467 (1, 3)	F7						G3										4 0 1 1 0 0 2										
Ken Griffey Jr., L OBP: 0.406, SLG: 0.621 (1, 8)	F7						K										3 0 1 0 1 1 1										
Alex Rodriguez, R OBP: 0.392, SLG: 0.635 (1, 6)	K						F8										4 0 0 0 0 1 4										
Edgar Martinez, R OBP: 0.439, SLG: 0.542 (1, 10)		P3					G4-3										4 0 1 0 0 2 1										
Jay Buhner, R OBP: 0.400, SLG: 0.523 (1, 9)		K					G4-3										4 0 0 0 0 1 2										
Butch Huskey, R OBP: 0.354, SLG: 0.512 (1, 7)		G5-3					K										4 0 0 0 0 1 0										
Russ Davis, R OBP: 0.290, SLG: 0.464 (1, 5)							CS										3 0 1 0 0 1 0										
Dan Wilson, R OBP: 0.328, SLG: 0.399 (1, 2)							G6-3										3 1 1 0 0 1 1										
<b>Inning Stats</b>	R: 0 E: 0 K: 1 S: 10	H: 1 LOB: 1 BB: 0 P: 17	R: 0 E: 0 K: 1 S: 9	H: 0 LOB: 0 BB: 0 P: 15	R: 0 E: 0 K: 1 S: 8	H: 1 LOB: 0 BB: 0 P: 14	R: 0 E: 0 K: 1 S: 6	H: 0 LOB: 0 BB: 0 P: 9	R: 0 E: 0 K: 1 S: 8	H: 1 LOB: 0 BB: 0 P: 11	R: 0 E: 0 K: 1 S: 11	H: 1 LOB: 1 BB: 0 P: 19	R: 0 E: 0 K: 1 S: 12	H: 1 LOB: 1 BB: 0 P: 19	R: 2 E: 0 K: 1 S: 16	H: 3 LOB: 2 BB: 1 P: 27	R: 0 E: 0 K: 1 S: 8	H: 0 LOB: 0 BB: 0 P: 10	1B: 2 2B: 6 3B: 0 HR: 0	SF: 0 SAC: 0 DP: 1 HBP: 0	WP: 0 PB: 0 SB: 0 CS: 1	PA: 34					
<b>PITCHER</b>	IP	WLS	BF	H	R	ER	SO	BB	IBB	HBP	BLK	WP	HR	S	P	ERA	WHIP										
Andy Ashby, R ERA: 3.13 Heath Murray, L ERA: 5.4 Will Cunnane, R ERA: 4.41 Dan Miceli, R ERA: 3.65	(1, 1)	7.2	28	7	2	2	8	0	1	0	0	0	0	2	6	∞	∞										
																		<b>AB</b>	<b>R</b>	<b>H</b>	<b>RBI</b>	<b>BB</b>	<b>SO</b>	<b>LOB</b>	<b>WP</b>	<b>PA</b>	
																		33	2	8	2	1	9	11	0	34	

San Diego Padres @ Seattle Mariners  
Safeco Field, Seattle, WA  
Thu Jul 15 1999, 7:05 PM PDT  
Att. 44,607 - Overcast - 67 F

AB	33
R	2
H	8
RBI	2
BB	1
SO	9
LOB	11





Batter	1	2	3	4	5	6	7	8	9	AB	R	H	RBI	BB	SO	LOB	TOP								
<b>Quilvio Veras, S</b> (1, 4) OBP: 0.360, SLG: 0.365										4	0	0	0	1	0	2	<b>San Diego Padres @ Seattle Mariners</b> Safeco Field, Seattle, WA Fri Jul 16 1999, 7:05 PM PDT Att: 43,252 - Dome - 72 F								
<b>Eric Owens, R</b> (1, 7) OBP: 0.336, SLG: 0.434										4	1	2	0	1	0	1									
<b>Reggie Sanders, R</b> (1, 10) OBP: 0.399, SLG: 0.554										4	0	0	0	1	0	3									
<b>Phil Nevin, R</b> (1, 9) OBP: 0.347, SLG: 0.552										4	0	1	1	1	0	2									
<b>Wally Joyner, L</b> (1, 3) OBP: 0.379, SLG: 0.383										4	0	1	0	1	1	2									
<b>Ruben Rivera, R</b> (1, 8) OBP: 0.300, SLG: 0.498										3	1	2	0	1	1	2									
<b>George Arias, R</b> (1, 5) OBP: 0.277, SLG: 0.440										4	0	2	1	0	2	3									
<b>Ben Davis, S</b> (1, 2) OBP: 0.324, SLG: 0.348										3	0	0	0	1	1	4									
<b>Damian Jackson, R</b> (1, 6) OBP: 0.346, SLG: 0.402										3	0	0	0	1	2	6									
<b>Inning Stats</b>	R: 0 E: 0 K: 0 S: 10	H: 0 LOB: 1 BB: 1 P: 17	R: 0 E: 0 K: 3 S: 13	H: 1 LOB: 2 BB: 1 P: 21	R: 0 E: 0 K: 0 S: 6	H: 0 LOB: 1 BB: 1 P: 16	R: 0 E: 0 K: 3 S: 16	H: 1 LOB: 2 BB: 1 P: 29	R: 0 E: 0 K: 0 S: 9	H: 0 LOB: 0 BB: 0 P: 14	R: 1 E: 1 K: 0 S: 10	H: 2 LOB: 2 BB: 0 P: 14	R: 1 E: 0 K: 1 S: 13	H: 2 LOB: 2 BB: 2 P: 28	R: 0 E: 0 K: 0 S: 8	H: 1 LOB: 1 BB: 1 P: 18	R: 0 E: 0 K: 0 S: 7	H: 1 LOB: 1 BB: 1 P: 13	1B: 5 2B: 3 3B: 0 HR: 0	SF: 0 SAC: 0 DP: 2 HBP: 0	WP: 0 PB: 0 SB: 4 CS: 0	PA: 41			
<b>PITCHER</b>	IP	WLS	BF	H	R	ER	SO	BB	IBB	HBP	BLK	WP	HR	S	P	ERA	WHIP								
<b>Jeff Fassero, L</b> (1, 1) ERA: 6.65	6.2	L	32	6	2	2	6	6	0	0	0	0	0	74	133	2.70	1.800								
<b>Jose Paniagua, R</b> (7, 1) ERA: 3.91	1.1		5	1	0	0	1	1	0	0	0	0	0	11	24	0.00	1.500								
<b>Frankie Rodriguez, R</b> (9, 1) ERA: 7.34	1.0		4	1	0	0	0	1	0	0	0	0	0	7	13	0.00	2.000								

AB 33  
R 2  
H 8  
RBI 2  
BB 8  
SO 7  
LOB 25



Batter	1	2	3	4	5	6	7	8	9	AB	R	H	RBI	BB	SO	LOB	BOTTOM								
<b>David Bell, R</b> (1, 4) OBP: 0.339, SLG: 0.475										5	0	1	0	0	3	2	<b>San Diego Padres @ Seattle Mariners</b> Safeco Field, Seattle, WA Fri Jul 16 1999, 7:05 PM PDT Att: 43,252 - Dome - 72 F								
<b>David Segui, S</b> (1, 3) OBP: 0.360, SLG: 0.464										4	1	1	0	0	0	1									
<b>Ken Griffey Jr., L</b> (1, 8) OBP: 0.403, SLG: 0.617										4	0	1	0	0	1	1									
<b>Alex Rodriguez, R</b> (1, 6) OBP: 0.394, SLG: 0.637										4	0	2	0	0	0	2									
<b>Edgar Martinez, R</b> (1, 10) OBP: 0.440, SLG: 0.541										4	0	2	1	0	1	3									
<b>Jay Buhner, R</b> (1, 9) OBP: 0.386, SLG: 0.500										4	0	0	0	0	2	5									
<b>Butch Huskey, R</b> (1, 7) OBP: 0.350, SLG: 0.506										3	0	0	0	0	1	1									
<b>Raul Ibanez, L</b> (9, PH) OBP: 0.369, SLG: 0.377										1	0	0	0	0	0	0									
<b>Russ Davis, R</b> (1, 5) OBP: 0.291, SLG: 0.466										3	0	1	0	0	0	1									
<b>John Mabry, L</b> (9, PH) OBP: 0.250, SLG: 0.395										0	0	0	0	1	0	0									
<b>Dan Wilson, R</b> (1, 2) OBP: 0.328, SLG: 0.398										3	0	1	0	0	1	1									
<b>Tom Lampkin, L</b> (9, PH) OBP: 0.362, SLG: 0.526										1	0	0	0	0	0	1									
<b>Inning Stats</b>	R: 0 E: 0 K: 1 S: 12	H: 0 LOB: 0 BB: 0 P: 21	R: 0 E: 0 K: 1 S: 8	H: 1 LOB: 0 BB: 0 P: 14	R: 0 E: 0 K: 2 S: 11	H: 0 LOB: 0 BB: 0 P: 19	R: 0 E: 0 K: 1 S: 12	H: 2 LOB: 2 BB: 0 P: 18	R: 0 E: 0 K: 1 S: 7	H: 1 LOB: 1 BB: 0 P: 9	R: 0 E: 0 K: 1 S: 11	H: 1 LOB: 1 BB: 0 P: 18	R: 0 E: 0 K: 0 S: 10	H: 1 LOB: 1 BB: 0 P: 15	R: 1 E: 0 K: 1 S: 11	H: 3 LOB: 2 BB: 0 P: 18	R: 0 E: 0 K: 1 S: 18	H: 0 LOB: 1 BB: 1 P: 28	1B: 7 2B: 2 3B: 0 HR: 0	SF: 0 SAC: 0 DP: 1 HBP: 0	WP: 3 PB: 0 SB: 0 CS: 0	PA: 37			
<b>PITCHER</b>	IP	WLS	BF	H	R	ER	SO	BB	IBB	HBP	BLK	WP	HR	S	P	ERA	WHIP								
<b>Sterling Hitchcock, L</b> (1, 1) ERA: 3.9	7.0	W	27	3	1	1	0	0	0	0	0	0	0	8	15	13.50	4.500								
<b>Donne Watt, R</b> (8, 1) ERA: 2.97	0.2	H	5	3	1	1	0	0	0	0	0	0	0	21	31	0.00	0.750								
<b>Trevor Hoffman, R</b> (8, 1) ERA: 2.97	1.1	S	5	0	0	0	2	1	0	0	0	1	0	21	31	0.00	0.750								





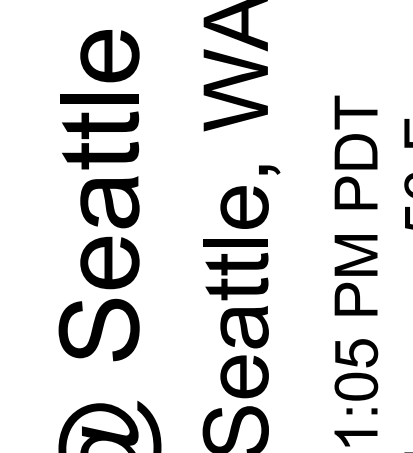
Batter	1	2	3	4	5	6	7	8	9	AB	R	H	RBI	BB	SO	LOB	TOP			
<b>Quilvio Veras, S</b> (1,4) <small>OBP: 0.364, SLG: 0.369</small> <b>George Arias, R</b> (8,5) <small>OBP: 0.277, SLG: 0.440</small>										2	1	1	0	2	1	0	<b>San Diego Padres @ Seattle Mariners</b> Safeco Field, Seattle, WA Sat Jul 17 1999, 1:05 PM PDT Att: 44,077 - Unknown - 56 F			
<b>Eric Owens, R</b> (1,9) <small>OBP: 0.342, SLG: 0.443</small>										4	0	3	1	0	0	1				
<b>Dave Magadan, L</b> (1,3) <small>OBP: 0.370, SLG: 0.385</small>										3	0	1	0	1	0	2				
<b>John Vander Wal, L</b> (1,7) <small>OBP: 0.388, SLG: 0.474</small>										3	0	0	0	1	2	4				
<b>Wally Joyner, L</b> (1,10) <small>OBP: 0.376, SLG: 0.376</small>										3	0	0	0	1	2	1				
<b>Carlos Baerga, S</b> (1,5) <small>OBP: 0.303, SLG: 0.367</small>										4	0	0	0	0	0	3				
<b>Ruben Rivera, R</b> (1,8) <small>OBP: 0.295, SLG: 0.489</small>										4	0	0	0	0	2	0				
<b>Ben Davis, S</b> (1,2) <small>OBP: 0.308, SLG: 0.329</small>										4	0	0	0	0	1	0				
<b>Ed Giovanola, L</b> (1,6) <small>OBP: 0.315, SLG: 0.277</small>										3	0	0	0	0	1	0				
<b>Inning Stats</b>	R: 0 E: 0 K: 0 S: 11	H: 1 LOB: 3 BB: 2 P: 25	R: 0 E: 0 K: 1 S: 10	H: 0 LOB: 0 BB: 0 P: 13	R: 0 E: 0 K: 0 S: 8	H: 1 LOB: 1 BB: 2 P: 19	R: 0 E: 0 K: 1 S: 8	H: 0 LOB: 0 BB: 0 P: 15	R: 1 E: 0 K: 2 S: 11	H: 2 LOB: 2 BB: 1 P: 19	R: 0 E: 0 K: 1 S: 7	H: 0 LOB: 0 BB: 0 P: 11	R: 0 E: 0 K: 1 S: 10	H: 1 LOB: 1 BB: 0 P: 11	R: 0 E: 0 K: 2 S: 8	H: 0 LOB: 0 BB: 0 P: 10	1B: 3 2B: 2 3B: 0 HR: 0	SF: 0 SAC: 0 DP: 0 HBP: 0	WP: 0 PB: 0 SB: 3 CS: 1	PA: 35
<b>PITCHER</b>	IP WLS BF H R ER SO BB IBB HBP BLK WP HR S P ERA WHIP	IP WLS BF H R ER SO BB IBB HBP BLK WP HR S P ERA WHIP																		
<b>Freddy Garcia, R</b> (1,1) <small>ERA: 4.86</small> <b>Paul Abbott, R</b> (9,1) <small>ERA: 3.14</small>	8.0 W 32 5 1 1 7 5 0 0 0 0 0 0 76 132 1.12 1.250	1.0 3 0 0 0 2 0 0 0 0 0 0 0 8 10 0.00 0.000																		

Batter	1	2	3	4	5	6	7	8	9	AB	R	H	RBI	BB	SO	LOB	BOTTOM			
<b>David Bell, R</b> (1,4) <small>OBP: 0.342, SLG: 0.475</small>											4	3	2	0	1	1	2			
<b>Alex Rodriguez, R</b> (1,6) <small>OBP: 0.398, SLG: 0.648</small>											4	2	2	2	1	0	0			
<b>Ken Griffey Jr., L</b> (1,8) <small>OBP: 0.404, SLG: 0.615</small>										4	1	2	2	0	0	0				
<b>Edgar Martinez, R</b> (1,10) <small>OBP: 0.438, SLG: 0.536</small>										4	0	1	0	0	1	4				
<b>David Segui, S</b> (1,3) <small>OBP: 0.362, SLG: 0.463</small>										3	1	1	0	1	0	3				
<b>Raul Ibanez, L</b> (1,7) <small>OBP: 0.362, SLG: 0.415</small>										4	1	1	4	0	0	1				
<b>Tom Lampkin, L</b> (1,2) <small>OBP: 0.358, SLG: 0.535</small>										4	0	1	0	0	2	0				
<b>John Mabry, L</b> (1,9) <small>OBP: 0.289, SLG: 0.389</small>										3	0	0	0	1	1	1				
<b>Russ Davis, R</b> (1,5) <small>OBP: 0.294, SLG: 0.476</small>										3	1	1	1	1	0	1				
<b>Inning Stats</b>	R: 1 E: 0 K: 0 S: 16	H: 3 LOB: 1 BB: 0 P: 27	R: 0 E: 0 K: 1 S: 17	H: 1 LOB: 2 BB: 1 P: 24	R: 0 E: 0 K: 0 S: 12	H: 1 LOB: 1 BB: 0 P: 15	R: 0 E: 0 K: 1 S: 6	H: 0 LOB: 0 BB: 0 P: 8	R: 3 E: 0 K: 0 S: 15	H: 3 LOB: 1 BB: 1 P: 28	R: 0 E: 0 K: 1 S: 9	H: 0 LOB: 0 BB: 1 P: 14	R: 5 E: 1 K: 2 S: 18	H: 3 LOB: 0 BB: 2 P: 33	R: 0 E: 0 K: 0 S: 6	H: 0 LOB: 0 BB: 0 P: 11	1B: 7 2B: 0 3B: 1 HR: 3	SF: 0 SAC: 0 DP: 2 HBP: 0	WP: 0 PB: 0 SB: 0 CS: 0	PA: 38
<b>PITCHER</b>	IP WLS BF H R ER SO BB IBB HBP BLK WP HR S P ERA WHIP	IP WLS BF H R ER SO BB IBB HBP BLK WP HR S P ERA WHIP																		
<b>Woody Williams, R</b> (1,1) <small>ERA: 4.63</small> <b>Heath Murray, L</b> (5,1) <small>ERA: 5.31</small> <b>Carlos Almanzar, R</b> (6,1) <small>ERA: 4.74</small> <b>Carlos Reyes, R</b> (7,1) <small>ERA: 3.04</small>	4.2 L 23 8 4 4 2 1 0 0 0 0 0 0 64 100 7.71 2.143	0.2 3 0 0 0 1 1 0 0 0 0 0 0 10 15 0.00 1.500	1.0 6 2 4 4 1 1 1 0 0 0 0 0 11 22 36.00 3.000	1.2 6 1 1 1 1 0 0 0 0 0 0 1 14 23 5.40 0.600																

AB 30  
R 1  
H 5  
RBI 1  
BB 5  
SO 9  
LOB 11



AB 33  
R 9  
H 11  
RBI 9  
BB 5  
SO 5  
LOB 12





Batter	1	2	3	4	5	6	7	8	9	AB	R	H	RBI	BB	SO	LOB	TOP								
Quilvio Veras, S OBP: 0.362, SLG: 0.370	F7	G6-3			FC6-4 1B		2B	E1		5	0	1	0	0	0	3	<b>San Diego Padres @ Anaheim Angels</b> Edison International Field, Anaheim, CA Sun Jul 18 1999, 8:05 PM EDT Att: 37,697 - Unknown - 80 F								
Eric Owens, R OBP: 0.347, SLG: 0.444	BB		F9		1B	1B	1B	G3		4	0	2	0	1	0	2									
Reggie Sanders, R OBP: 0.399, SLG: 0.553	P4		L8		P4		BB		CS	4	0	1	0	1	0	3									
John Vander Wal, L OBP: 0.392, SLG: 0.497 Carlos Baerga, S OBP: 0.296, SLG: 0.344	G4-3		1B		HR		K		P5	3	1	2	1	0	0	1									
Wally Joyner, L OBP: 0.391, SLG: 0.391		G4-3 1B		G4-6-3 1B		G3-1 1B		SF8 1B	BB BB	4	2	4	0	1	0	0									
Dave Magadan, L OBP: 0.388, SLG: 0.382 Ed Giovanola, L OBP: 0.327, SLG: 0.277	G3		G4-6-3		G3-1		BB 1B		BB BB	4	0	1	0	0	0	3									
Ruben Rivera, R OBP: 0.301, SLG: 0.485	G4-3 1B		G6-3		K		E BB		BB BB	2	1	0	0	3	1	1									
Ben Davis, S OBP: 0.301, SLG: 0.364	G4-3				HR		SF8		K	4	1	1	2	0	1	6									
Damian Jackson, R OBP: 0.348, SLG: 0.404					FC6-4 1B		G5-3		F8	4	0	2	2	0	0	2									
<b>Inning Stats</b>	R: 0 E: 0 K: 0 S: 8	H: 0 LOB: 1 BB: 1 P: 16	R: 2 E: 0 K: 0 S: 16	H: 2 LOB: 1 BB: 1 P: 30	R: 0 E: 0 K: 0 S: 5	H: 1 LOB: 0 BB: 0 P: 7	R: 0 E: 0 K: 0 S: 5	H: 1 LOB: 0 BB: 0 P: 10	R: 1 E: 0 K: 0 S: 8	H: 3 LOB: 1 BB: 0 P: 15	R: 1 E: 0 K: 1 S: 9	H: 2 LOB: 1 BB: 0 P: 14	R: 0 E: 0 K: 1 S: 14	H: 2 LOB: 2 BB: 1 P: 25	R: 2 E: 1 K: 0 S: 18	H: 2 LOB: 2 BB: 1 P: 30	R: 0 E: 0 K: 1 S: 12	H: 1 LOB: 3 BB: 3 P: 27	1B: 10 2B: 2 3B: 0 HR: 2	SF: 1 SAC: 0 DP: 1 HBP: 0	WP: 0 PB: 0 SB: 0 CS: 2	PA: 44			
<b>PITCHER</b>	IP	WLS	BF	H	R	ER	SO	BB	IBB	HBP	BLK	WP	HR	S	P	ERA	WHIP								
Mike Fyhrle, R ERA: 9.24	5.0	L	23	9	4	4	0	2	0	0	0	0	2	44	80	7.20	2.200								
Mike Magnante, L ERA: 4.5	2.0		10	4	2	1	2	1	0	0	1	0	0	26	44	4.50	2.500								
Al Levine, R ERA: 2.74	1.0		5	0	0	0	2	1	0	0	0	0	0	13	23	0.00	1.000								
Troy Percival, R ERA: 2.12	1.0		6	1	0	0	1	3	0	0	0	0	0	12	27	0.00	4.000								

Batter	1	2	3	4	5	6	7	8	9	AB	R	H	RBI	BB	SO	LOB	BOTTOM								
Darin Erstad, L OBP: 0.325, SLG: 0.388	SF9 1B		P6		G6-4-3 1B		G4-3		K	4	1	1	0	1	1	2	<b>San Diego Padres @ Anaheim Angels</b> Edison International Field, Anaheim, CA Sun Jul 18 1999, 8:05 PM EDT Att: 37,697 - Unknown - 80 F								
Randy Velarde, R OBP: 0.382, SLG: 0.435	BB 1B		BB 1B		G6-4-3 1B		G3-1		DI 1B	5	0	4	0	0	0	0									
Mo Vaughn, L OBP: 0.362, SLG: 0.498	SF9		F7		G6-4-3		K		F9	4	0	0	1	0	1	4									
Tim Salmon, R OBP: 0.432, SLG: 0.598	BB		K		K		BB		F9	2	0	0	0	3	1	2									
16 Garret Anderson, L OBP: 0.327, SLG: 0.482	P5		G3-1		1B 1B		F7			4	1	1	0	0	0	5									
Troy Glaus, R OBP: 0.307, SLG: 0.439	K				BB		L9		P4	3	0	0	0	1	1	3									
Orlando Palmeiro, L OBP: 0.379, SLG: 0.339		F7		F7		1B 1B		G4-3 WP 1B		4	1	2	0	0	0	1									
Matt Walbeck, S OBP: 0.305, SLG: 0.332		P6		F7		1B 1B		G4-3		4	0	1	1	0	0	2									
Gary Disarcina, R OBP: 0.278, SLG: 0.284		F9		G5-3		1B 1B		K		4	0	1	1	0	1	2									
<b>Inning Stats</b>	R: 1 E: 0 K: 1 S: 15	H: 1 LOB: 2 BB: 2 P: 26	R: 0 E: 0 K: 0 S: 6	H: 0 LOB: 0 BB: 0 P: 7	R: 0 E: 0 K: 0 S: 10	H: 1 LOB: 2 BB: 1 P: 20	R: 0 E: 0 K: 0 S: 10	H: 0 LOB: 1 BB: 1 P: 18	R: 0 E: 0 K: 0 S: 8	H: 2 LOB: 1 BB: 0 P: 14	R: 2 E: 0 K: 0 S: 11	H: 4 LOB: 1 BB: 0 P: 15	R: 0 E: 0 K: 1 S: 6	H: 0 LOB: 1 BB: 1 P: 14	R: 0 E: 0 K: 1 S: 8	H: 1 LOB: 1 BB: 0 P: 12	R: 0 E: 0 K: 1 S: 8	H: 1 LOB: 1 BB: 0 P: 11	1B: 10 2B: 0 3B: 0 HR: 0	SF: 1 SAC: 0 DP: 2 HBP: 0	WP: 1 PB: 0 SB: 0 CS: 0	PA: 40			
<b>PITCHER</b>	IP	WLS	BF	H	R	ER	SO	BB	IBB	HBP	BLK	WP	HR	S	P	ERA	WHIP								
Brian Boehringer, R ERA: 2.89	5.0	W	22	4	1	1	2	4	0	0	0	0	0	11	15	18.00	4.000								
Will Cunnane, R ERA: 5.19	1.0	H	6	4	2	2	0	0	0	0	0	0	0	14	26	0.00	1.000								
Donne Wall, R ERA: 2.93	2.0	H	8	1	0	0	2	1	0	0	0	1	0	8	11	0.00	1.000								
Trevor Hoffman, R ERA: 2.9	1.0	S	4	1	0	0	1	0	0	0	0	0	0	8	11	0.00	1.000								

AB 36  
R 6  
H 14  
RBI 5  
BB 7  
SO 3  
LOB 24



AB 34  
R 3  
H 10  
RBI 3  
BB 5  
SO 5  
LOB 21









Batter	1	2	3	4	5	6	7	8	9	AB	R	H	RBI	BB	SO	LOB	TOP			
Quilvio Veras, S OBP: 0.358, SLG: 0.366	2-1 F8 2B		1-2 G5-3		2-0 F9		1-0 G6-3		1 SAFE 3-2 G3-1	5	0	1	0	0	0	1	<b>San Diego Padres @ Anaheim Angels</b> Edison International Field, Anaheim, CA Tue Jul 20 1999, 4:05 PM EDT Att: 35,247 - Unknown - 82 F <a href="http://livebaseballscorecards.com">livebaseballscorecards.com</a>			
Tony Gwynn, L OBP: 0.392, SLG: 0.446	0-0 F8 2-3		4-0 BB			1-1 G5-3 2B		1-2 G3	1-3 3-H 2-0 L6	4	0	1	0	1	0	2				
Reggie Sanders, R OBP: 0.395, SLG: 0.542	4-1 FC5 BB		0-0 F9			2-1 G6-3		3-3 K G4-3 2B		3	1	0	0	1	1	2				
Phil Nevin, R OBP: 0.337, SLG: 0.536 Wally Joyner, L OBP: 0.394, SLG: 0.382	3-3 K 1-2		3-3 K			2-0 G5-3 2-3		2-2 G4-3 1-3		4	0	0	0	0	2	5				
Eric Owens, R OBP: 0.353, SLG: 0.447	4-1 BB			1-0 G4-3		4-0 FC5 BB		2-2 S 2B		2	0	1	1	2	0	0				
Ruben Rivera, R OBP: 0.303, SLG: 0.494	2-2 FC5 2-3f			3-2 F7		4-2 BB		3-H 2-3 K		3	0	0	0	1	1	4				
George Arias, R OBP: 0.272, SLG: 0.431 Carlos Baerga, S OBP: 0.306, SLG: 0.364 Ed Giovanola, L OBP: 0.327, SLG: 0.277		3-3 K		0-1 P7		2-2 FC5 2-3f			1-1 1B E 1B	3	0	0	0	0	1	3				
Ben Davis, S OBP: 0.299, SLG: 0.358		0-3 K			2-3 K		3-1 F8		2-2 G3-1 1-3 1B	4	0	1	0	0	2	0				
Damian Jackson, R OBP: 0.346, SLG: 0.407		0-1 P5			1-2 G1-3		1-1 F8		2-3 K	4	0	0	0	0	1	2				
<b>Inning Stats</b>	R: 0 E: 0 K: 1 S: 12	H: 1 LOB: 3 BB: 2 P: 27	R: 0 E: 0 K: 2 S: 9	H: 0 LOB: 0 BB: 0 P: 12	R: 0 E: 0 K: 1 S: 8	H: 0 LOB: 1 BB: 1 P: 16	R: 0 E: 0 K: 0 S: 7	H: 0 LOB: 0 BB: 0 P: 11	R: 0 E: 0 K: 1 S: 7	H: 1 LOB: 3 BB: 2 P: 12	R: 0 E: 0 K: 0 S: 5	H: 0 LOB: 0 BB: 0 P: 10	R: 1 E: 0 K: 2 S: 17	H: 1 LOB: 1 BB: 0 P: 27	R: 1 E: 1 K: 1 S: 16	H: 2 LOB: 1 BB: 0 P: 26		1B: 2 2B: 3 3B: 0 HR: 0	SF: 0 SAC: 0 DP: 0 HBP: 0	WP: 1 PB: 0 SB: 3 CS: 0
<b>PITCHER</b>	IP WLS BF H R ER SO BB IBB HBP BLK WP HR S P ERA WHIP																			
Chuck Finley, L ERA: 5.59	(1, 1) 7.2 32 3 1 1 6 5 0 0 0 1 0 73 136 1.17 1.043																			
Mark Petkovsek, R ERA: 1.82	(8, 1) 1.0 L 5 2 1 0 2 0 0 0 0 0 0 18 28 0.00 2.000																			
Jarrod Washburn, L ERA: 9.0	(9, 1) 0.1 1 0 0 0 0 0 0 0 0 0 0 1 3 0.00 0.000																			

Batter	1	2	3	4	5	6	7	8	9	AB	R	H	RBI	BB	SO	LOB	BOTTOM			
Darin Erstad, L OBP: 0.323, SLG: 0.392	0-0 HR		0-2 F9		1-1 CS 1B			1-0 F7		4	1	2	1	0	0	0	<b>San Diego Padres @ Anaheim Angels</b> Edison International Field, Anaheim, CA Tue Jul 20 1999, 4:05 PM EDT Att: 35,247 - Unknown - 82 F <a href="http://livebaseballscorecards.com">livebaseballscorecards.com</a>			
Randy Velarde, R OBP: 0.376, SLG: 0.432	0-1 G4-3		2-2 G6-3		2-2 G5-3 1-2			2-3 K		4	0	0	0	0	1	1				
Mo Vaughn, L OBP: 0.361, SLG: 0.491	1-0 BB 1B		4-2 BB			1-1 F7		3-2 F8		3	0	1	0	1	0	0				
Tim Salmon, R OBP: 0.421, SLG: 0.578	4-1 BB		3-2 F7			2-1 F8			0-0 G4-3	3	0	0	0	1	0	1				
16 Garret Anderson, L OBP: 0.328, SLG: 0.481	0-3 K			1-2 G6-3		1-0 G3-1			2-0 G6-4-3 1B	4	0	1	0	0	1	2				
Jeff Huson, L OBP: 0.298, SLG: 0.306	0-3 K			0-1 F8			0-0 G4-3 SH3-4 1B		1-0 G6-4-3 1-2f	4	0	1	0	0	1	3				
Orlando Palmeiro, L OBP: 0.375, SLG: 0.539		0-1 G4-3		3-2 2B			1-1 SH3-4			2	0	1	0	0	0	0				
Matt Walbeck, S OBP: 0.309, SLG: 0.328		1-3 K		3-2 P6			0-0 G4-3			3	0	0	0	0	1	2				
Gary Disarcina, R OBP: 0.266, SLG: 0.270		1-1 G6-3			0-3 K		1-2 F8			3	0	0	0	0	1	1				
<b>Inning Stats</b>	R: 1 E: 0 K: 2 S: 11	H: 2 LOB: 2 BB: 1 P: 16	R: 0 E: 0 K: 1 S: 7	H: 0 LOB: 0 BB: 0 P: 9	R: 0 E: 0 K: 0 S: 13	H: 0 LOB: 1 BB: 1 P: 22	R: 0 E: 0 K: 0 S: 12	H: 1 LOB: 0 BB: 0 P: 19	R: 0 E: 0 K: 1 S: 8	H: 1 LOB: 0 BB: 0 P: 11	R: 0 E: 0 K: 0 S: 5	H: 0 LOB: 0 BB: 0 P: 9	R: 0 E: 0 K: 1 S: 10	H: 0 LOB: 0 BB: 0 P: 16	R: 0 E: 0 K: 0 S: 3	H: 1 LOB: 0 BB: 0 P: 6		1B: 4 2B: 1 3B: 0 HR: 1	SF: 0 SAC: 1 DP: 1 HBP: 0	WP: 0 PB: 0 SB: 0 CS: 1
<b>PITCHER</b>	IP WLS BF H R ER SO BB IBB HBP BLK WP HR S P ERA WHIP																			
Andy Ashby, R ERA: 3.0	(1, 1) 8.0 W 30 5 1 1 5 2 0 0 0 0 1 74 112 1.12 0.875																			
Trevor Hoffman, R ERA: 2.76	(9, 1) 1.0 S 3 1 0 0 0 0 0 0 0 0 0 0 3 6 0.00 1.000																			



Batter	1	2	3	4	5	6	7	8	9	AB	R	H	RBI	BB	SO	LOB	TOP
<b>Damian Jackson, R</b> OBP: 0.343, SLG: 0.401 (1, 6)	P3	P3					P6		K	4	0	0	0	1	1	3	<b>San Diego Padres @ San Francisco Giants</b> 3Com Park at Candlestick Point, San Francisco, CA Wed Jul 21 1999, 7:05 PM EDT Att: 19,616 - Unknown - 63 F <a href="http://livebaseballscorecards.com">livebaseballscorecards.com</a>
<b>Eric Owens, R</b> OBP: 0.354, SLG: 0.444 (1, 8) (7, 7)	S BB		G1-3			P3	K		1B	4	0	1	0	1	1	2	
<b>Reggie Sanders, R</b> OBP: 0.395, SLG: 0.537 (1, 9)	S BB		L5			K	1B		F7	4	0	1	0	1	1	2	
<b>John Vander Wal, L</b> OBP: 0.394, SLG: 0.491 (7, PH) <b>Ruben Rivera, R</b> OBP: 0.304, SLG: 0.494 (7, 8)	K		1B			G3-1	FC6-4 1B		K	3	0	1	0	0	1	3	
<b>Wally Joyner, L</b> OBP: 0.383, SLG: 0.377 <b>Phil Nevin, R</b> OBP: 0.335, SLG: 0.532 (7, PH) (7, 3) <b>Carlos Reyes, S</b> (7, 1)	F7		1B			F8	FC6-4 1B			2	0	0	0	1	0	2	
<b>Dave Magadan, L</b> OBP: 0.357, SLG: 0.369 <b>Carlos Almanzar, R</b> (6, 1) <b>George Arias, R</b> OBP: 0.277, SLG: 0.431 (7, 5)		G4-3				G4-3			BB	3	0	0	0	0	1	2	
<b>Carlos Baerga, S</b> OBP: 0.300, SLG: 0.333 (7, 3)		SH1-4 1B BB				P2			P6	3	0	0	0	1	0	1	
<b>Ben Davis, S</b> OBP: 0.319, SLG: 0.412 (1, 2)		SH1-4 1B				G1-6-3 1B	HR		P5	4	1	3	1	0	0	1	
<b>Sterling Hitchcock, L</b> OBP: 0.162, SLG: 0.088 <b>Ed Giovannola, L</b> OBP: 0.333, SLG: 0.271 (7, 4)		SH1-4				G1-6-3 1B BB			K	1	0	0	0	0	0	1	
<b>Inning Stats</b>	R: 0 E: 0 K: 13 S: 13	H: 0 LOB: 2 BB: 27	R: 0 E: 0 K: 8 S: 8	H: 1 LOB: 2 BB: 18	R: 0 E: 0 K: 15 S: 15	H: 1 LOB: 2 BB: 12	R: 0 E: 0 K: 9 S: 9	H: 0 LOB: 1 BB: 17	R: 2 E: 0 K: 20 S: 20	H: 3 LOB: 2 BB: 34	R: 0 E: 0 K: 15 S: 15	H: 0 LOB: 1 BB: 23	R: 0 E: 0 K: 14 S: 14	H: 1 LOB: 1 BB: 20	1B: 6 2B: 0 3B: 0 HR: 1	SF: 0 SAC: 1 DP: 1 HBP: 0	
<b>PITCHER</b>	IP WLS BF H R ER SO BB IBB HBP BLK WP HR S P ERA WHIP																
<b>Russ Ortiz, R</b> ERA: 3.35 <b>Julian Tavarez, R</b> ERA: 5.21 <b>Alan Embree, L</b> ERA: 3.63 <b>John Johnstone, R</b> ERA: 1.83 <b>Robb Nen, R</b> ERA: 3.97	(1, 1) (7, 1) (7, 1) (8, 1) (9, 1)	6.1 0.1 0.1 1.0 1.0	W 2 2 4 4	28 1 1 0 1	4 0 0 0 0	2 0 0 0 0	3 0 0 1 2	6 0 0 0 0	0 0 0 0 0	0 0 0 0 0	0 0 0 0 0	1 7 8 15 14	127 10 8 23 20	2.84 0.00 0.00 0.00 0.00	1.579 3.000 3.000 1.000 1.000		

Batter	1	2	3	4	5	6	7	8	9	AB	R	H	RBI	BB	SO	LOB	BOTTOM		
<b>F.P. Santangelo, S</b> OBP: 0.459, SLG: 0.415 (1, 8)	E S 1B BB		1B			HR	1B			4	2	3	2	1	0	1	<b>San Diego Padres @ San Francisco Giants</b> 3Com Park at Candlestick Point, San Francisco, CA Wed Jul 21 1999, 7:05 PM EDT Att: 19,616 - Unknown - 63 F <a href="http://livebaseballscorecards.com">livebaseballscorecards.com</a>		
<b>Rich Aurilia, R</b> OBP: 0.358, SLG: 0.479 (1, 6)	E 1B BB		HR			HR	F9			3	2	2	2	2	0	2			
<b>Barry Bonds, L</b> OBP: 0.406, SLG: 0.554 <b>Stan Javier, S</b> OBP: 0.334, SLG: 0.361 (1, 7) (8, 7)	K		HR			P3			F9	3	1	0	0	1	2	4			
<b>Jeff Kent, R</b> OBP: 0.375, SLG: 0.497 <b>Wilson Delgado, S</b> OBP: 0.395, SLG: 0.342 (1, 4) (7, 4)	K		E6 HR			G6-3	F7		P8	4	1	0	0	0	1	4			
<b>Ellis Burks, R</b> OBP: 0.383, SLG: 0.524 <b>Marvin Benard, L</b> OBP: 0.360, SLG: 0.451 (1, 9) (7, 9)	E8 1B		HR			F8			G5-3	3	1	2	5	0	0	0			
<b>J.T. Snow, L</b> OBP: 0.382, SLG: 0.456 (1, 3)	F7		G1-3			2B 1B			G6-3	5	1	1	0	0	1	3			
<b>Charlie Hayes, R</b> OBP: 0.279, SLG: 0.264 (1, 5)		G4-3				HR 2B			BB 1B HBP	3	1	1	1	0	1	0			
<b>Scott Servais, R</b> OBP: 0.333, SLG: 0.430 (1, 2)		F9				SH1-4 1B			BB 2B 1B	4	1	2	0	0	1	1			
<b>Russ Ortiz, R</b> ERA: 3.35 <b>Julian Tavarez, R</b> ERA: 5.21 <b>Alan Embree, L</b> ERA: 3.63 <b>John Johnstone, R</b> ERA: 1.83 <b>Robb Nen, R</b> ERA: 3.97	(1, 1) (7, 1) (7, 1) (8, 1) (9, 1)	5.0 1.2 1.1	L 11 5	26 4 1	6 4 0	5 4 0	0 0 1	0 0 0	0 1 0	0 1 12	98 27 16	2.200 21.60 0.750							
<b>PITCHER</b>	IP WLS BF H R ER SO BB IBB HBP BLK WP HR S P ERA WHIP																		
<b>Sterling Hitchcock, L</b> ERA: 4.11 <b>Carlos Almanzar, R</b> ERA: 6.1 <b>Carlos Reyes, R</b> ERA: 2.96	(1, 1) (6, 1) (7, 1)	5.0 1.2 1.1	L 11 5	26 4 1	6 4 0	5 4 0	0 0 1	0 0 0	0 1 0	0 1 12	98 27 16	2.200 21.60 0.750							
<b>Inning Stats</b>	R: 1 E: 1 K: 2 S: 22	H: 1 LOB: 2 BB: 36	R: 0 E: 0 K: 1 S: 7	H: 0 LOB: 0 BB: 12	R: 4 E: 1 K: 1 S: 10	H: 3 LOB: 0 BB: 19	R: 0 E: 0 K: 1 S: 7	H: 1 LOB: 1 BB: 14	R: 1 E: 0 K: 1 S: 9	H: 2 LOB: 1 BB: 17	R: 2 E: 0 K: 0 S: 15	H: 2 LOB: 0 BB: 22	R: 2 E: 0 K: 0 S: 15	H: 2 LOB: 2 BB: 26	R: 0 E: 0 K: 1 S: 9	H: 1 LOB: 1 BB: 0	1B: 8 2B: 2 3B: 0 HR: 2	SF: 0 SAC: 1 DP: 0 HBP: 1	WP: 0 PA: 42 PB: 0 SB: 1 CS: 0





Batter	1	2	3	4	5	6	7	8	9	AB	R	H	RBI	BB	SO	LOB	TOP				
Quilvio Veras, S OBP: 0.333, SLG: 0.333										4	0	2	1	0	0	0	<b>San Diego Padres @ Houston Astros</b> Astrodome, Houston, TX Thu Jul 22 1999, Postponed Att: 39,773 - Dome - 72 F				
Eric Owens, R OBP: 0.323, SLG: 0.421										4	0	1	0	0	0	2					
Tony Gwynn, L OBP: 0.388, SLG: 0.459 Trevor Hoffman, R OBP: 0.199, SLG: 0.199 Carlos Almanzar, R OBP: 0.199, SLG: 0.199										4	0	1	0	0	0	2					
John Vander Wal, L OBP: 0.385, SLG: 0.433 Phil Nevin, R OBP: 0.296, SLG: 0.465										3	0	2	0	0	0	1					
Dave Magadan, L OBP: 0.353, SLG: 0.353 Carlos Reyes, S OBP: 0.500, SLG: 0.222 Gary Matthews, S OBP: 0.500, SLG: 0.222 Reggie Sanders, R OBP: 0.366, SLG: 0.490										3	0	0	0	0	0	3					
Greg Myers, L OBP: 0.387, SLG: 0.444 Ben Davis, S OBP: 0.387, SLG: 0.444										3	0	0	0	0	0	2					
Ruben Rivera, R OBP: 0.251, SLG: 0.412										4	1	1	1	0	2	2					
Damian Jackson, R OBP: 0.316, SLG: 0.356										3	1	0	0	1	0	0					
Heath Murray, L OBP: 0.200, SLG: 0.111 Ed Giovanola, L OBP: 0.333, SLG: 0.306 George Arias, R OBP: 0.250, SLG: 0.402										1	0	0	0	0	1	0					
										1	0	0	0	0	1	1					
<b>Inning Stats</b>	R: 0 E: 0 K: 0 S: 6	H: 1 LOB: 1 BB: 0 P: 11	R: 0 E: 0 K: 1 S: 6	H: 0 LOB: 0 BB: 0 P: 7	R: 1 E: 1 K: 0 S: 7	H: 1 LOB: 0 BB: 0 P: 12	R: 0 E: 0 K: 2 S: 13	H: 2 LOB: 2 BB: 0 P: 16	R: 0 E: 0 K: 1 S: 6	H: 1 LOB: 1 BB: 0 P: 16	R: 0 E: 0 K: 1 S: 11	H: 0 LOB: 0 BB: 0 P: 15	R: 0 E: 0 K: 0 S: 13	H: 1 LOB: 1 BB: 0 P: 20	R: 2 E: 0 K: 3 S: 13	H: 2 LOB: 1 BB: 1 P: 23		1B: 5 2B: 2 3B: 0 HR: 2	SF: 0 SAC: 1 DP: 1 HBP: 0	WP: 0 PB: 0 SB: 0 CS: 0	PA: 36
<b>PITCHER</b>	IP	WLS	BF	H	R	ER	SO	BB	IBB	HBP	BLK	WP	HR	S	P	ERA		WHIP			
Shane Reynolds, R ERA: 3.69	8.0	W	30	6	1	0	6	0	0	0	0	0	0	75	105	0.00		0.750			
Billy Wagner, L ERA: 2.93	1.0	S	6	2	2	2	3	1	0	0	0	0	2	13	23	18.00	3.000				

Batter	1	2	3	4	5	6	7	8	9	AB	R	H	RBI	BB	SO	LOB	BOTTOM				
Craig Biggio, R OBP: 0.369, SLG: 0.443										4	1	2	0	0	1	1	<b>San Diego Padres @ Houston Astros</b> Astrodome, Houston, TX Thu Jul 22 1999, Postponed Att: 39,773 - Dome - 72 F				
Ricky Gutierrez, R OBP: 0.397, SLG: 0.414 Scott Elarton, R OBP: 0.400, SLG: 0.467										3	0	1	0	0	0	0					
5 Jeff Bagwell, R OBP: 0.465, SLG: 0.687										3	1	0	0	1	3	2					
Derek Bell, R OBP: 0.300, SLG: 0.380										4	1	2	4	0	1	2					
Richard Hidalgo, R OBP: 0.328, SLG: 0.523										4	0	1	0	0	1	3					
Carl Everett, S OBP: 0.396, SLG: 0.437 Daryle Ward, L OBP: 0.370, SLG: 0.400 Billy Wagner, L ERA: 2.93										2	0	0	0	1	0	1					
Tony Eusebio, R OBP: 0.374, SLG: 0.333										3	0	1	0	0	1	1					
Tim Lincecum, R OBP: 0.358, SLG: 0.383										3	0	1	0	0	0	1					
Shane Reynolds, R OBP: 0.282, SLG: 0.304 Jose Lima, R OBP: 0.242, SLG: 0.194 Russ Johnson, R OBP: 0.379, SLG: 0.413										2	1	1	0	0	1	0					
										0	0	0	0	0	0	0					
										0	0	0	0	0	0	0					
<b>Inning Stats</b>	R: 0 E: 0 K: 1 S: 16	H: 0 LOB: 0 BB: 0 P: 23	R: 0 E: 0 K: 0 S: 9	H: 1 LOB: 0 BB: 0 P: 11	R: 0 E: 0 K: 1 S: 11	H: 1 LOB: 0 BB: 0 P: 15	R: 0 E: 0 K: 2 S: 16	H: 2 LOB: 2 BB: 0 P: 20	R: 0 E: 0 K: 0 S: 8	H: 0 LOB: 0 BB: 0 P: 13	R: 4 E: 0 K: 2 S: 15	H: 3 LOB: 1 BB: 2 P: 29	R: 0 E: 0 K: 1 S: 8	H: 1 LOB: 1 BB: 0 P: 10	R: 0 E: 0 K: 1 S: 8	H: 1 LOB: 1 BB: 0 P: 13		1B: 8 2B: 0 3B: 0 HR: 1	SF: 0 SAC: 2 DP: 1 HBP: 0	WP: 0 PB: 0 SB: 0 CS: 1	PA: 34
<b>PITCHER</b>	IP	WLS	BF	H	R	ER	SO	BB	IBB	HBP	BLK	WP	HR	S	P	ERA		WHIP			
Heath Murray, L ERA: 4.18	5.2	L	24	7	4	4	5	1	0	0	0	0	0	12	15	0.00	0.750				
Carlos Reyes, R ERA: 3.27	1.1		5	1	0	0	2	0	0	0	0	0	0	0	0	∞	∞				
Trevor Hoffman, R ERA: 4.07	0.0		0	0	0	0	0	0	0	0	0	0	0	0	0	∞	∞				
Carlos Almanzar, R ERA: 4.82	1.0		4	1	0	0	1	0	0	0	0	0	0	8	13	0.00	1.000				













Batter	1	2	3	4	5	6	7	8	9	AB	R	H	RBI	BB	SO	LOB	TOP								
<b>Quilvio Veras, S</b> OBP: 0.362, SLG: 0.368 (1, 4)										4	0	0	0	0	1	2									
<b>Eric Owens, R</b> OBP: 0.350, SLG: 0.436 (1, 8)										3	0	0	0	1	1	2									
<b>Tony Gwynn, L</b> OBP: 0.388, SLG: 0.439 (1, 9)										4	1	2	0	0	1	1									
<b>Reggie Sanders, R</b> OBP: 0.398, SLG: 0.556 (1, 7)										4	1	2	2	0	1	1									
<b>Wally Joyner, L</b> OBP: 0.381, SLG: 0.371 (1, 3)										2	0	0	0	1	0	1									
<b>Phil Nevin, R</b> OBP: 0.335, SLG: 0.534 (9, PH)										1	0	0	0	0	1	1									
<b>Dave Magadan, L</b> OBP: 0.357, SLG: 0.368 (7, 1)										3	0	1	0	0	1	1									
<b>Dan Miceli, R</b> OBP: 0.311, SLG: 0.492 (9, PH)										1	0	0	0	0	1	1									
<b>Ben Davis, S</b> OBP: 0.343, SLG: 0.479 (1, 2)										3	0	2	0	0	0	0									
<b>Damian Jackson, R</b> OBP: 0.339, SLG: 0.404 (1, 6)										3	0	1	0	0	0	2									
<b>Matt Clement, R</b> OBP: 0.161, SLG: 0.103 (1, 1)										1	0	0	0	0	1	0									
<b>John Vander Wal, L</b> OBP: 0.390, SLG: 0.485 (6, PH)										1	0	0	0	0	1	2									
<b>Will Cunnane, R</b> OBP: 0.286, SLG: 0.316 (7, PH)										0	0	0	0	0	0	0									
<b>Carlos Baerga, S</b> OBP: 0.286, SLG: 0.316 (7, 5)										1	0	0	0	0	0	0									
<b>Inning Stats</b>	R: 0 H: 0 E: 0 K: 2 S: 7	H: 0 R: 1 LOB: 0 BB: 1 P: 14	R: 0 H: 0 E: 0 K: 0 S: 6	H: 0 R: 0 LOB: 0 BB: 1 P: 15	R: 0 H: 0 E: 0 K: 1 S: 9	H: 0 R: 0 LOB: 0 BB: 0 P: 13	R: 0 H: 0 E: 0 K: 0 S: 5	H: 0 R: 0 LOB: 0 BB: 0 P: 7	R: 0 H: 1 E: 0 K: 1 S: 6	H: 1 R: 0 LOB: 0 BB: 0 P: 11	R: 0 H: 2 E: 0 K: 1 S: 10	H: 2 R: 0 LOB: 1 BB: 0 P: 18	R: 2 H: 4 E: 0 K: 0 S: 15	H: 4 R: 0 LOB: 1 BB: 0 P: 23	R: 0 H: 0 E: 0 K: 1 S: 10	H: 0 R: 1 LOB: 0 BB: 0 P: 15	R: 0 H: 1 E: 0 K: 3 S: 11	H: 1 R: 0 LOB: 1 BB: 0 P: 16	1B: 7 2B: 0 3B: 0 HR: 1	SF: 0 SAC: 0 DP: 2 HBP: 0	WP: 0 PB: 0 SB: 0 CS: 2	PA: 34			
<b>PITCHER</b>	IP	WLS	BF	H	R	ER	SO	BB	IBB	HBP	BLK	WP	HR	S	P	ERA	WHIP								
<b>Chris Holt, R</b> ERA: 4.66 (1, 1)	7.0	W	26	7	2	2	5	2	0	0	0	0	1	58	101	2.57	1.286								
<b>Jay Powell, R</b> ERA: 4.23 (8, 1)	1.0	H	3	0	0	0	1	0	0	0	0	0	0	10	15	0.00	0.000								
<b>Billy Wagner, L</b> ERA: 2.14 (9, 1)	1.0	S	4	1	0	0	3	0	0	0	0	0	0	11	16	0.00	1.000								

San Diego Padres @ Houston Astros  
Astrodome, Houston, TX  
Sat Jul 24 1999, 1:15 PM EDT  
Att: 36,115 - Dome - 72 F

AB 31  
R 2  
H 8  
RBI 2  
BB 2  
SO 9  
LOB 14



Batter	1	2	3	4	5	6	7	8	9	AB	R	H	RBI	BB	SO	LOB	BOTTOM								
<b>Craig Biggio, R</b> OBP: 0.375, SLG: 0.462 (1, 4)										4	0	1	0	1	1	1									
<b>Russ Johnson, R</b> OBP: 0.357, SLG: 0.406 (1, 5)										4	2	1	1	0	1	3									
<b>5 Jeff Bagwell, R</b> OBP: 0.462, SLG: 0.662 (1, 3)										3	2	3	1	1	0	0									
<b>Daryle Ward, L</b> OBP: 0.361, SLG: 0.364 (7, 1)										3	0	1	1	0	0	2									
<b>Glen Barker, S</b> OBP: 0.344, SLG: 0.286 (6, 8)										0	0	0	0	1	0	0									
<b>Richard Hidalgo, R</b> OBP: 0.326, SLG: 0.439 (6, 7)										2	0	1	1	1	0	2									
<b>Derek Bell, R</b> OBP: 0.301, SLG: 0.363 (1, 9)										0	0	0	0	1	0	0									
<b>Derek Bell, R</b> OBP: 0.301, SLG: 0.363 (1, 9)										3	0	0	0	1	0	4									
<b>Paul Bako, L</b> OBP: 0.358, SLG: 0.398 (1, 2)										4	0	0	0	0	0	3									
<b>Tim Lincecum, R</b> OBP: 0.347, SLG: 0.377 (1, 6)										3	1	3	0	1	0	0									
<b>Chris Holt, R</b> OBP: 0.138, SLG: 0.074 (1, 1)										2	0	0	0	0	2	2									
<b>Jay Powell, R</b> ERA: 4.91 (8, 1)										0	0	0	0	0	0	0									
<b>17 Lance Berkman, S</b> OBP: 0.174, SLG: 0.095 (6, PH)										1	0	0	0	1	1	0									
<b>Billy Wagner, L</b> ERA: 3.92 (9, 1)										0	0	0	0	0	0	0									
<b>Inning Stats</b>	R: 1 H: 4 E: 0 K: 0 S: 11	H: 4 R: 4 LOB: 3 BB: 1 P: 23	R: 0 H: 1 E: 0 K: 2 S: 7	H: 1 R: 0 LOB: 0 BB: 0 P: 9	R: 2 H: 1 E: 0 K: 1 S: 10	H: 1 R: 0 LOB: 0 BB: 0 P: 15	R: 0 H: 1 E: 0 K: 1 S: 8	H: 1 R: 0 LOB: 1 BB: 0 P: 11	R: 1 H: 1 E: 0 K: 0 S: 7	H: 1 R: 1 LOB: 1 BB: 2 P: 17	R: 0 H: 0 E: 0 K: 0 S: 4	H: 0 R: 0 LOB: 2 BB: 2 P: 13	R: 0 H: 1 E: 0 K: 0 S: 3	H: 1 R: 0 LOB: 1 BB: 1 P: 10	R: 1 H: 1 E: 1 K: 1 S: 12	H: 1 R: 0 LOB: 0 BB: 0 P: 16	1B: 5 2B: 3 3B: 1 HR: 1	SF: 1 SAC: 1 DP: 3 HBP: 0	WP: 3 PB: 0 SB: 0 CS: 0	PA: 37					
<b>PITCHER</b>	IP	WLS	BF	H	R	ER	SO	BB	IBB	HBP	BLK	WP	HR	S	P	ERA	WHIP								
<b>Matt Clement, R</b> ERA: 4.67 (1, 1)	5.0	L	24	8	4	4	4	3	0	0	0	0	1	43	75	7.20	2.200								
<b>Will Cunnane, R</b> ERA: 4.91 (6, 1)	1.0		5	0	0	0	0	2	0	0	0	1	0	4	13	0.00	2.000								
<b>Dan Miceli, R</b> ERA: 3.92 (7, 1)	2.0		8	2	1	0	1	1	0	0	0	0	0	15	26	0.00	1.500								

San Diego Padres @ Houston Astros  
Astrodome, Houston, TX  
Sat Jul 24 1999, 1:15 PM EDT  
Att: 36,115 - Dome - 72 F

AB 29  
R 5  
H 10  
RBI 4  
BB 6  
SO 5  
LOB 17





Batter	1	2	3	4	5	6	7	8	9	AB	R	H	RBI	BB	SO	LOB	TOP										
Quilvio Veras, S OBP: 0.366, SLG: 0.373	1-1 E 1B		1-3 K		3-2 K			2-1 K		4	1	3	0	0	1	0	<b>San Diego Padres @ Houston Astros</b> Astrodome, Houston, TX Sun Jul 25 1999, 2:35 PM EDT Att: 34,613 - Dome - 72 F										
Tony Gwynn, L OBP: 0.380, SLG: 0.429	2-2 E3 1B		2-2 F7		1-2 G3			0-2 F8		4	0	0	0	0	0	3											
Reggie Sanders, R OBP: 0.393, SLG: 0.548	1-2 P3		0-2 P6			1-1 P4		3-3 K		4	0	0	0	0	1	3											
John Vander Wal, L OBP: 0.387, SLG: 0.480	2-2 1-2 2H 1B			1-3 K		1-3 K		2-3 K		4	0	1	1	0	3	1											
Ruben Rivera, R OBP: 0.310, SLG: 0.500	1-1 P2			0-1 F8		0-0 P5			2-2 HR	4	1	1	1	0	0	2											
Carlos Baerga, S OBP: 0.283, SLG: 0.310	0-2 G3			0-1 1B			2-3 K		0-0 L6	4	0	1	0	0	1	2											
Ben Davis, S OBP: 0.340, SLG: 0.470		1-3 K		3-3 K			1-0 1B		1-3 K	4	0	1	0	0	3	1											
Damian Jackson, R OBP: 0.338, SLG: 0.402		0-0 P8			1-2 P3		1-0 P5		0-0 1B	4	0	1	0	0	0	1											
Andy Ashby, R Ed Giovannoli, L Carlos Reyes, S Dave Magadan, L Carlos Almanzar, R Wally Joyner, L	1-0 L9		1-0 F7		2-1 F7		1-2 G4-3		1-2 P6	1	0	0	0	0	0	0	<b>SD</b>										
<b>Inning Stats</b>	R: 1 E: 1 K: 0 S: 19	H: 2 LOB: 2 BB: 0 P: 26	R: 0 E: 0 K: 1 S: 5	H: 0 LOB: 0 BB: 0 P: 7	R: 0 E: 0 K: 1 S: 9	H: 0 LOB: 0 BB: 0 P: 12	R: 0 E: 0 K: 2 S: 10	H: 1 LOB: 1 BB: 0 P: 14	R: 0 E: 0 K: 0 S: 12	H: 0 LOB: 0 BB: 0 P: 8	R: 0 E: 0 K: 1 S: 6	H: 1 LOB: 1 BB: 0 P: 15	R: 0 E: 0 K: 2 S: 11	H: 1 LOB: 1 BB: 0 P: 18	R: 1 E: 0 K: 1 S: 12	H: 2 LOB: 1 BB: 0 P: 16		1B: 7 2B: 0 3B: 0 HR: 1	SF: 0 SAC: 0 DP: 0 HBP: 0	WP: 0 PB: 0 SB: 0 CS: 0	PA: 36						
<b>PITCHER</b>	IP	WLS	BF	H	R	ER	SO	BB	IBB	HBP	BLK	WP	HR	S	P	ERA	WHIP										
Shane Reynolds, R ERA: 3.91	7.0	W	27	5	1	1	6	0	0	0	0	0	0	71	101	1.29	0.714										
Doug Henry, R ERA: 4.7	1.0		4	1	0	0	2	0	0	0	0	0	0	11	18	0.00	1.000										
Jose Cabrera, R ERA: 3.09	1.0		5	2	1	1	1	0	0	0	0	0	1	12	16	9.00	2.000										


Batter	1	2	3	4	5	6	7	8	9	AB	R	H	RBI	BB	SO	LOB	BOTTOM										
Craig Biggio, R OBP: 0.379, SLG: 0.464	3-2 BB 1B WP	0-1 1B		4-0 G5-3 1B BB		0-1 G5-3 1B		0-3 K		3	2	0	1	1	1		<b>San Diego Padres @ Houston Astros</b> Astrodome, Houston, TX Sun Jul 25 1999, 2:35 PM EDT Att: 34,613 - Dome - 72 F										
Bill Spillers, L OBP: 0.361, SLG: 0.403	2-0 F8	0-1 G4-3		0-1 G5-3 1B		2-3 K				4	1	1	0	0	1	4											
5 Jeff Bagwell, R OBP: 0.360, SLG: 0.657	0-3 K		0-0 G3-6-3 1B	3-2 G5-3		0-1 G5-4-3				4	0	1	0	0	1	5											
17 Lance Berkman, S OBP: 0.222, SLG: 0.160	3-2 WP BB 1B		1-1 G3-6-3	2-2 1B		0-0 F9				4	0	2	2	0	0	1											
Richard Hidalgo, R OBP: 0.328, SLG: 0.447	4-0 WP BB		1-2 HR	0-0 G6-3		0-3 K				3	1	1	1	1	1	1											
Derek Bell, R OBP: 0.303, SLG: 0.365	4-1 BB		2-0 1B 2B		2-2 L4		1-3 K			3	1	1	0	1	1	0											
Tony Eusebio, R OBP: 0.335, SLG: 0.313	1-3 K		1-0 2H 1B		0-0 P4		0-1 G4-3			4	0	1	1	0	1	3											
Tim Lincecum, R OBP: 0.349, SLG: 0.379		2-0 SH1-4 1B		1-1 L4		1-3 K		1-1 1B		4	0	2	0	0	1	1											
Shane Reynolds, R Doug Henry, R Daryle Ward, L Jose Cabrera, R	0-2 SH1-4			0-0 F9		0-1 E5 1B		1-2 P6		2	0	0	0	0	0	0	<b>HOUSTON ASTROS</b>										
<b>Inning Stats</b>	R: 1 E: 0 K: 2 S: 18	H: 1 LOB: 3 BB: 2 P: 35	R: 0 E: 0 K: 0 S: 8	H: 2 LOB: 1 BB: 0 P: 10	R: 2 E: 0 K: 0 S: 10	H: 4 LOB: 1 BB: 0 P: 16	R: 2 E: 0 K: 0 S: 12	H: 2 LOB: 1 BB: 1 P: 21	R: 0 E: 1 K: 1 S: 9	H: 1 LOB: 1 BB: 0 P: 11	R: 0 E: 0 K: 2 S: 8	H: 0 LOB: 0 BB: 0 P: 9	R: 0 E: 0 K: 1 S: 10	H: 1 LOB: 1 BB: 0 P: 12	1B: 9 2B: 1 3B: 0 HR: 1	SF: 0 SAC: 1 DP: 2 HBP: 1		WP: 1 PB: 0 SB: 0 CS: 0	PA: 37								
<b>PITCHER</b>	IP	WLS	BF	H	R	ER	SO	BB	IBB	HBP	BLK	WP	HR	S	P	ERA	WHIP										
Andy Ashby, R ERA: 3.27	4.0	L	23	9	5	5	2	3	0	1	0	0	0	16	21	0.00	0.500										
Carlos Reyes, R ERA: 2.75	2.0		7	1	0	0	2	0	0	0	0	0	0	18	21	0.00	0.500										
Carlos Almanzar, R ERA: 5.56	2.0		7	1	0	0	3	0	0	0	0	0	0	18	21	0.00	0.500										




Batter	1	2	3	4	5	6	7	8	9	AB	R	H	RBI	BB	SO	LOB	TOP			
Tony Womack, L (1, 9) OBP: 0.328, SLG: 0.361	1-2 G6-3	0-1 G5-3					2-3 K		4-2 BB	4	0	0	0	1	1	1	<b>Arizona Diamondbacks @ San Diego Padres</b> Qualcomm Stadium, San Diego, CA Mon Jul 26 1999, 10:05 PM EDT Att: 20,042 - Unknown - 72 F <a href="http://livebaseballscorecards.com">livebaseballscorecards.com</a>			
Jay Bell, R (1, 4) OBP: 0.364, SLG: 0.575	3-2 2B	1-0 P3				1-2 G6-3	2-2 G5-3		0-3 K	5	1	1	0	0	1	2				
Luis Gonzalez, L (1, 7) OBP: 0.408, SLG: 0.551	1-1 1B				1-1 P9		2-2 G4-3			4	1	1	1	0	0	0				
Matt Williams, R (1, 5) OBP: 0.355, SLG: 0.560	2-1 P3				3-2 G5-3		2-2 F8		4-1 F7	3	0	0	0	1	0	1				
Greg Colbrunn, R (1, 3) Travis Lee, L (7, 3) OBP: 0.343, SLG: 0.379	4-2 1B				2-3 K		3-0 1B		1-1 F7	2	0	1	0	1	1	0				
Steve Finley, L (1, 8) OBP: 0.327, SLG: 0.499	2-1 1B				2-1 E		1-0 WP		1-2 1B	4	0	3	1	0	1	1				
Damian Miller, R (1, 2) OBP: 0.284, SLG: 0.390	0-3 K				1-2 P6		2-3 K		3-3 K	4	0	0	0	0	3	6				
59 Edwin Diaz, R (9, PH) Andy Fox, L (9, 6) OBP: 0.385, SLG: 0.422		1-1 F9			0-3 K2-3		4-0 IBB		1-2 G1-3	2	0	0	0	1	1	1				
Armando Reynoso, R (9, PH) Erubiel Durazo, L (9, PH) Matt Mantei, R (9, 1)		0-1 2B			2-1 G5-3		1-3 K		2-0 L7	3	0	1	0	0	1	4				
										1	0	0	0	0	0	0				
<b>Inning Stats</b>	R: 2 H: 3 E: 0 K: 1 S: 19	H: 3 LOB: 2 BB: 1 P: 32	R: 0 H: 1 E: 0 K: 0 S: 7	H: 1 LOB: 1 BB: 0 P: 9	R: 0 H: 0 E: 0 K: 1 S: 9	H: 0 LOB: 0 BB: 0 P: 15	R: 0 H: 1 E: 0 K: 1 S: 10	H: 1 LOB: 1 BB: 0 P: 15	R: 0 H: 0 E: 0 K: 2 S: 12	H: 2 LOB: 3 BB: 1 P: 25	R: 0 H: 0 E: 0 K: 0 S: 7	H: 0 LOB: 0 BB: 0 P: 13	R: 0 H: 0 E: 0 K: 2 S: 10	H: 0 LOB: 1 BB: 1 P: 19	R: 0 H: 0 E: 0 K: 1 S: 11	H: 0 LOB: 1 BB: 1 P: 18	1B: 4 2B: 3 3B: 0 HR: 0	SF: 0 SAC: 0 DP: 0 HBP: 0	WP: 1 PB: 0 CS: 1	PA: 38
<b>PITCHER</b>	IP WLS BF H R ER SO BB IBB HBP BLK WP HR S P ERA WHIP																			
Sterling Hitchcock, L (1, 1) ERA: 3.99	8.0 L 34 7 2 2 8 2 1 0 0 1 0 83 142 2.25 1.125																			
Will Cunnane, R (9, 1) ERA: 4.66	1.0 4 0 0 0 1 1 0 0 0 0 0 11 18 0.00 1.000																			

Batter	1	2	3	4	5	6	7	8	9	AB	R	H	RBI	BB	SO	LOB	BOTTOM			
Quilvio Veras, S (1, 4) OBP: 0.365, SLG: 0.372	3-2 L7		0-0 L7							4	0	1	0	0	1	1	<b>Arizona Diamondbacks @ San Diego Padres</b> Qualcomm Stadium, San Diego, CA Mon Jul 26 1999, 10:05 PM EDT Att: 20,042 - Unknown - 72 F <a href="http://livebaseballscorecards.com">livebaseballscorecards.com</a>			
Eric Owens, R (1, 7) OBP: 0.349, SLG: 0.433	1-2 G4-3		0-3 K							4	0	1	0	0	1	1				
Tony Gwynn, L (1, 9) OBP: 0.378, SLG: 0.426	2-0 1B				2-2 F8		1-0 FC1-6		1-1 L8	4	0	1	0	0	0	1				
Dave Magadan, L (1, 5) OBP: 0.353, SLG: 0.361	1-3 K				1-0 L6		2-0 G4-1		4-2 1B	3	0	0	0	1	1	2				
Wally Joyner, L (1, 3) Ed Giovanola, L (9, PR) OBP: 0.328, SLG: 0.265		3-2 P5			1-0 P4				1-2 1B	4	0	1	0	0	0	0				
Ruben Rivera, R (1, 8) OBP: 0.310, SLG: 0.494		4-1 G3					0-1 P5		1-3 K	3	0	0	0	1	1	2				
Ben Davis, S (1, 2) OBP: 0.345, SLG: 0.471		1-2 G3			0-0 FC5-4		0-0 1B		0-2 F7	4	0	2	0	0	0	3				
Damian Jackson, R (1, 6) OBP: 0.338, SLG: 0.399					4-2 FC2-8		2-2 FC5-4		1-0 L7	2	0	0	0	1	0	2				
Sterling Hitchcock, L (1, 1) John Vander Wal, L (8, PH) Will Cunnane, R (9, 1) OBP: 0.154, SLG: 0.083					0-0 FC2-6		1-0 G5-3		1-2 L8	2	0	0	0	0	0	2				
										1	0	0	0	0	0	0				
<b>Inning Stats</b>	R: 0 H: 1 E: 0 K: 1 S: 11	H: 0 LOB: 0 BB: 1 P: 17	R: 0 H: 0 E: 0 K: 0 S: 8	H: 0 LOB: 1 BB: 1 P: 12	R: 0 H: 0 E: 0 K: 0 S: 5	H: 0 LOB: 0 BB: 0 P: 9	R: 0 H: 1 E: 0 K: 0 S: 7	H: 1 LOB: 1 BB: 0 P: 10	R: 0 H: 2 E: 0 K: 0 S: 6	H: 1 LOB: 1 BB: 0 P: 13	R: 0 H: 1 E: 0 K: 1 S: 8	H: 0 LOB: 0 BB: 0 P: 9	R: 0 H: 0 E: 0 K: 1 S: 6	H: 0 LOB: 0 BB: 0 P: 13	R: 0 H: 1 E: 0 K: 1 S: 16	H: 1 LOB: 2 BB: 1 P: 23	1B: 6 2B: 0 3B: 0 HR: 0	SF: 0 SAC: 0 DP: 0 HBP: 0	WP: 0 PB: 0 CS: 1	PA: 34
<b>PITCHER</b>	IP WLS BF H R ER SO BB IBB HBP BLK WP HR S P ERA WHIP																			
Armando Reynoso, R (1, 1) ERA: 3.77	8.0 W 29 5 0 0 3 2 0 0 0 0 0 60 101 0.00 0.875																			
Matt Mantei, R (9, 1) ERA: 2.93	1.0 S 5 1 0 0 1 1 0 0 0 0 0 0 16 23 0.00 2.000																			



Batter	1	2	3	4	5	6	7	8	9	AB	R	H	RBI	BB	SO	LOB	TOP				
Tony Womack, L (1.9) OBP: 0.329, SLG: 0.365	G6-3		P4					S 1B	K	5	1	2	0	0	1	3	<b>Arizona Diamondbacks @ San Diego Padres</b> Qualcomm Stadium, San Diego, CA Tue Jul 27 1999, 10:05 PM EDT Att: 29,224 - Unknown - 71 F <a href="http://livebaseballscorecards.com">livebaseballscorecards.com</a>				
Jay Bell, R (1.4) OBP: 0.360, SLG: 0.569	F8		P4					K	SF7	4	0	0	1	0	1	2					
Luis Gonzalez, L (1.7) OBP: 0.410, SLG: 0.553	2B								F9	4	1	2	1	1	0	3					
Matt Williams, R (1.5) OBP: 0.357, SLG: 0.562	2B		BB							4	0	2	1	0	1	2					
Steve Finley, L (1.8) OBP: 0.326, SLG: 0.495	G5-3									3	0	0	0	1	0	2					
Travis Lee, L (1.3) OBP: 0.340, SLG: 0.375										4	0	0	0	0	0	3					
Andy Fox, L (1.6) OBP: 0.385, SLG: 0.418										4	1	1	0	0	1	0					
Kelly Stinnett, R (1.2) OBP: 0.284, SLG: 0.433										4	1	3	1	0	0	0					
Andy Benes, R (1.1) Greg Swindell, L (3.1) Byung-Hyun Kim, R (6.1) Gregg Olson, R (7.1) Hanley Frías, S (9. PH) Matt Mantei, R (9.1)	K									1	0	0	0	0	1	1	<b>AB 35</b> <b>R 4</b> <b>H 10</b> <b>RBI 4</b> <b>BB 3</b> <b>SO 5</b> <b>LOB 16</b> 				
<b>Inning Stats</b>	R: 1 E: 0 K: 0 S: 8	H: 2 LOB: 1 BB: 0 P: 15	R: 0 E: 0 K: 1 S: 12	H: 1 LOB: 1 BB: 0 P: 20	R: 0 E: 0 K: 1 S: 9	H: 0 LOB: 0 BB: 1 P: 17	R: 0 E: 0 K: 1 S: 7	H: 0 LOB: 0 BB: 0 P: 9	R: 1 E: 0 K: 0 S: 11	H: 2 LOB: 1 BB: 0 P: 18	R: 0 E: 0 K: 0 S: 6	H: 1 LOB: 0 BB: 0 P: 13	R: 0 E: 0 K: 0 S: 9	H: 0 LOB: 0 BB: 0 P: 14	R: 1 E: 0 K: 1 S: 9	H: 2 LOB: 2 BB: 1 P: 16		1B: 5 2B: 4 3B: 0 HR: 1	SF: 1 SAC: 0 DP: 1 HBP: 0	WP: 0 PB: 0 SB: 1 CS: 0	PA: 39
<b>PITCHER</b>	IP	WLS	BF	H	R	ER	SO	BB	IBB	HBP	BLK	WP	HR	S	P	ERA	WHIP				
Woody Williams, R (1.1) ERA: 4.59	7.0		27	6	2	2	3	1	0	0	0	0	1	62	106	2.57	1.000				
Carlos Reyes, R (8.1) ERA: 2.57	1.0	L	6	2	1	1	1	0	1	0	0	0	0	9	17	9.00	2.000				
Trevor Hoffman, R (9.1) ERA: 2.84	1.0		6	2	1	1	1	1	0	0	0	0	0	9	16	9.00	3.000				

Batter	1	2	3	4	5	6	7	8	9	AB	R	H	RBI	BB	SO	LOB	BOTTOM					
QuiVio Veras, S (1.4) OBP: 0.363, SLG: 0.367	K		K						K	4	0	0	0	1	3	2	<b>Arizona Diamondbacks @ San Diego Padres</b> Qualcomm Stadium, San Diego, CA Tue Jul 27 1999, 10:05 PM EDT Att: 29,224 - Unknown - 71 F <a href="http://livebaseballscorecards.com">livebaseballscorecards.com</a>					
Eric Owens, R (1.8) OBP: 0.353, SLG: 0.430	L7									2	0	0	0	3	0	2						
Tony Gwynn, L (1.9) OBP: 0.379, SLG: 0.430	2B		F7						L5	5	0	2	0	0	0	5						
Reggie Sanders, R (1.7) OBP: 0.388, SLG: 0.540	K									4	0	0	0	0	2	3						
Wally Joyner, L (1.3) OBP: 0.370, SLG: 0.358										4	0	0	0	0	0	2						
Dave Magadan, L (1.5) OBP: 0.356, SLG: 0.357 Trevor Hoffman, R (9.1)										2	1	0	0	2	1	0						
Ben Davis, S (1.2) OBP: 0.351, SLG: 0.472										4	2	2	0	0	2	1						
Damian Jackson, R (1.6) OBP: 0.336, SLG: 0.401										4	0	1	1	0	2	3						
Woody Williams, R (1.1) ERA: 5.3 John Vander Wal, L (7. PH) OBP: 0.368, SLG: 0.486 Carlos Reyes, S (8.1) Ed Giovanola, L (9.5) OBP: 0.322, SLG: 0.260										2	0	1	0	0	0	0	<b>AB 33</b> <b>R 3</b> <b>H 7</b> <b>RBI 3</b> <b>BB 6</b> <b>SO 11</b> <b>LOB 19</b> 					
<b>Inning Stats</b>	R: 0 E: 0 K: 2 S: 9	H: 1 LOB: 1 BB: 0 P: 13	R: 0 E: 0 K: 2 S: 9	H: 0 LOB: 1 BB: 1 P: 17	R: 0 E: 0 K: 1 S: 11	H: 1 LOB: 1 BB: 1 P: 19	R: 0 E: 0 K: 0 S: 4	H: 0 LOB: 0 BB: 0 P: 7	R: 0 E: 0 K: 1 S: 8	H: 0 LOB: 0 BB: 0 P: 12	R: 0 E: 0 K: 1 S: 8	H: 1 LOB: 2 BB: 1 P: 17	R: 2 E: 0 K: 1 S: 13	H: 2 LOB: 2 BB: 2 P: 28	R: 0 E: 0 K: 1 S: 8	H: 0 LOB: 0 BB: 0 P: 15		R: 1 E: 0 K: 2 S: 12	H: 2 LOB: 2 BB: 1 P: 22	1B: 4 2B: 3 3B: 0 HR: 0	SF: 0 SAC: 0 DP: 0 HBP: 0	WP: 0 PB: 0 SB: 2 CS: 1
<b>PITCHER</b>	IP	WLS	BF	H	R	ER	SO	BB	IBB	HBP	BLK	WP	HR	S	P	ERA	WHIP					
Andy Benes, R (1.1) ERA: 5.3	2.0		12	1	0	0	2	2	0	0	0	0	0	23	43	0.00	0.900					
Greg Swindell, L (3.1) ERA: 3.08	3.1		12	1	0	0	2	2	0	0	0	0	0	23	43	0.00	0.900					
Byung-Hyun Kim, R (6.1) ERA: 4.32	1.0	B	7	2	2	2	2	2	0	0	0	0	0	14	28	18.00	4.000					
Gregg Olson, R (7.1) ERA: 4.36	1.2	W	5	0	0	0	1	0	0	0	0	0	0	11	21	0.00	0.000					
Matt Mantei, R (9.1) ERA: 3.07	1.0	S	6	2	1	1	2	1	0	0	0	0	0	12	22	9.00	3.000					



Batter	1	2	3	4	5	6	7	8	9	AB	R	H	RBI	BB	SO	LOB	TOP		
Tony Womack, L (1,9) OBP: 0.328, SLG: 0.362	G1-3	F8		SH5-3		WP SF7 BB		K		3	1	0	0	1	1	1			
Jay Bell, R (1,4) OBP: 0.358, SLG: 0.564	K	FC5-4		P3		SF7			G6-3 1B BB	3	0	0	1	1	1	3			
Luis Gonzalez, L (1,7) OBP: 0.408, SLG: 0.548	G6-3		G4-3	F7		G3-1			G6-3 1B	5	0	1	0	0	0	2			
Steve Finley, L (1,8) OBP: 0.325, SLG: 0.493		1B SF7 2B	G4-3		G4-3	G4-3			G6-3	5	1	1	0	0	0	2			
Erubiel Durazo, L (1,3) OBP: 0.500, SLG: 0.500		1B SF7 HR 1B		BB 1B		1B FC6-4 1B			G3-1	5	2	3	0	0	1	1			
Travis Lee, L (9,3) OBP: 0.340, SLG: 0.375								K		0	0	0	0	0	0	0			
Andy Fox, L (1,5) OBP: 0.387, SLG: 0.419		SF7		BB		FC6-4 1B		P7		2	0	1	1	1	0	0			
Hanley Frias, S (1,6) OBP: 0.300, SLG: 0.233		HR 1B	G3-1		FC6-4 2B			K		4	2	1	1	0	1	3			
Kelly Stinnett, R (1,2) OBP: 0.294, SLG: 0.459		HR		SH5-3 SH BB		HR 2B		K		3	1	2	4	1	1	0			
Omar Daal, L (1,1) OBP: 0.255, SLG: 0.267		HR		SH		G6-3		G4-3		3	0	1	0	0	0	1			
Bobby Chouinard, R (8,1)		FC5-4 1B		SH						0	0	0	0	0	0	0			
Dan Plesac, L (9,1)				SH5-3						0	0	0	0	0	0	0			
<b>Inning Stats</b>	R: 0 E: 0 K: 1 S: 8	H: 0 LOB: 0 BB: 0 P: 11	R: 4 E: 0 K: 0 S: 12	H: 5 LOB: 1 BB: 0 P: 16	R: 0 E: 0 K: 0 S: 8	H: 1 LOB: 2 BB: 1 P: 17	R: 0 E: 1 K: 0 S: 7	H: 0 LOB: 2 BB: 1 P: 14	R: 2 E: 0 K: 0 S: 16	H: 3 LOB: 1 BB: 0 P: 22	R: 1 E: 0 K: 0 S: 9	H: 0 LOB: 0 BB: 1 P: 19	R: 0 E: 0 K: 2 S: 7	H: 0 LOB: 0 BB: 0 P: 9	R: 0 E: 0 K: 2 S: 7	H: 0 LOB: 1 BB: 1 P: 13	1B: 7 2B: 2 3B: 0 HR: 1	SF: 2 SAC: 2 DP: 1 HBP: 0	WP: 1 PA: 41 PB: 0 SB: 1 CS: 0
<b>PITCHER</b>	IP WLS BF H R ER SO BB IBB HBP BLK WP HR S P ERA WHIP																		
Brian Boehringer, R (1,1) ERA: 3.38	5.0 L 27 9 6 6 1 2 0 0 0 0 0 1 51 80 10.80 2.200																		
Carlos Almanzar, R (6,1) ERA: 5.7	1.0 4 0 1 1 0 1 0 0 0 0 1 0 9 19 9.00 1.000																		
Donne Wall, R (7,1) ERA: 3.3	1.0 3 0 0 0 2 0 0 0 0 0 0 0 7 9 0.00 0.000																		
Dan Miceli, R (8,1) ERA: 3.74	2.0 7 1 0 0 2 1 0 0 0 0 0 0 12 23 0.00 1.000																		

Arizona Diamondbacks @ San Diego Padres  
Qualcomm Stadium, San Diego, CA  
Wed Jul 28 1999, 10:35 PM EDT  
Att: 28,806 - Unknown - 73 F

AB 33  
R 7  
H 10  
RBI 7  
BB 4  
SO 5  
LOB 13



Batter	1	2	3	4	5	6	7	8	9	AB	R	H	RBI	BB	SO	LOB	BOTTOM				
Quilvio Veras, S (1,4) OBP: 0.364, SLG: 0.367	G6-3							K		3	0	1	1	1	1	0					
Tony Gwynn, L (1,9) OBP: 0.376, SLG: 0.426	G4-6-3 1B								G3-1	4	0	1	0	0	1	2					
Reggie Sanders, R (1,7) OBP: 0.393, SLG: 0.559	G4-6-3									3	2	2	1	1	0	1					
Phil Nevin, R (1,3) OBP: 0.335, SLG: 0.531										1	1	0	1	1	0	1					
Wally Joyner, L (8,PH) OBP: 0.368, SLG: 0.356										1	0	0	0	0	0	0					
Eric Owens, R (1,8) OBP: 0.348, SLG: 0.424										4	0	0	0	0	1	2					
George Arias, R (1,5) OBP: 0.271, SLG: 0.421										3	0	1	1	0	2	1					
Dave Magadan, L (8,PH) OBP: 0.354, SLG: 0.356										1	0	0	0	0	0	0					
Ben Davis, S (1,2) OBP: 0.356, SLG: 0.468										3	1	1	0	1	0	2					
Damian Jackson, R (1,6) OBP: 0.332, SLG: 0.395										4	0	0	0	0	2	2					
Brian Boehringer, S (1,1) ERA: 3.62										1	0	0	0	0	0	0					
Carlos Baerena, S (5,PH) OBP: 0.287, SLG: 0.310										0	0	0	0	0	0	0					
Carlos Almanzar, R (8,1) ERA: 1.62										0	0	0	0	0	0	0					
Donne Wall, R (7,1) OBP: 0.356, SLG: 0.492										1	0	0	0	0	0	0					
Ruben Rivera, R (8,1) OBP: 0.339, SLG: 0.492										0	0	0	0	0	0	0					
Dan Miceli, R (9,PH) OBP: 0.366, SLG: 0.483										1	0	0	0	0	0	1					
<b>Inning Stats</b>	R: 0 E: 0 K: 0 S: 4	H: 1 LOB: 0 BB: 0 P: 8	R: 0 E: 0 K: 1 S: 11	H: 0 LOB: 1 BB: 1 P: 21	R: 0 E: 0 K: 2 S: 11	H: 0 LOB: 1 BB: 1 P: 19	R: 1 E: 0 K: 2 S: 11	H: 1 LOB: 0 BB: 0 P: 16	R: 1 E: 0 K: 0 S: 13	H: 2 LOB: 1 BB: 0 P: 19	R: 1 E: 1 K: 0 S: 13	H: 1 LOB: 1 BB: 1 P: 23	R: 0 E: 0 K: 1 S: 7	H: 0 LOB: 0 BB: 0 P: 10	R: 1 E: 0 K: 0 S: 9	H: 1 LOB: 0 BB: 0 P: 11	R: 0 E: 0 K: 1 S: 11	H: 0 LOB: 1 BB: 1 P: 19	1B: 3 2B: 1 3B: 1 HR: 1	SF: 1 SAC: 1 DP: 1 HBP: 0	WP: 0 PA: 36 PB: 0 SB: 1 CS: 0
<b>PITCHER</b>	IP WLS BF H R ER SO BB IBB HBP BLK WP HR S P ERA WHIP																				
Omar Daal, L (1,1) ERA: 3.62	7.1 W 30 6 4 3 6 3 0 0 0 0 0 0 1 75 121 3.68 1.227																				
Bobby Chouinard, R (8,1) ERA: 1.62	0.2 2 0 0 0 0 0 0 0 0 0 0 0 4 6 0.00 0.000																				
Dan Plesac, L (9,1) ERA: 6.97	1.0 S 4 0 0 0 1 1 0 0 0 0 0 0 11 19 0.00 1.000																				

Arizona Diamondbacks @ San Diego Padres  
Qualcomm Stadium, San Diego, CA  
Wed Jul 28 1999, 10:35 PM EDT  
Att: 28,806 - Unknown - 73 F

AB 30  
R 4  
H 6  
RBI 4  
BB 4  
SO 7  
LOB 12





Batter	1	2	3	4	5	6	7	8	9	AB	R	H	RBI	BB	SO	LOB	TOP								
<b>Craig Biggio, R</b> OBP: 0.397, SLG: 0.493 (1, 4)										4	0	2	2	1	2	0	<b>Houston Astros @ San Diego Padres</b> Qualcomm Stadium, San Diego, CA Fri Jul 30 1999, 10:05 PM EDT Att: 39,619 - Unknown - 74 F  <b>AB 30</b> <b>R 5</b> <b>H 8</b> <b>RBI 5</b> <b>BB 8</b> <b>SO 6</b> <b>LOB 16</b> 								
<b>Bill Spillers, L</b> OBP: 0.352, SLG: 0.388 (1, 5)										5	0	0	0	0	0	5									
<b>Jeff Bagwell, R</b> OBP: 0.459, SLG: 0.648 (1, 3)										3	0	2	0	2	1	1									
<b>Derek Bell, R</b> OBP: 0.312, SLG: 0.372 (1, 9)										4	1	2	0	1	1	2									
<b>Daryle Ward, L</b> OBP: 0.362, SLG: 0.488 <b>Glen Barker, S</b> OBP: 0.342, SLG: 0.333 (1, 7), (5, 8)										3	1	1	2	0	0	4									
<b>Richard Hidalgo, R</b> OBP: 0.331, SLG: 0.433 (1, 8), (5, 7)										3	1	0	0	1	1	2									
<b>Paul Bako, L</b> OBP: 0.380, SLG: 0.433 (1, 2)										3	1	1	0	1	0	0									
<b>Tim Bogar, R</b> OBP: 0.342, SLG: 0.361 (1, 6)										2	1	0	0	2	0	0									
<b>Shane Reynolds, R</b> OBP: 0.233, SLG: 0.250 <b>Jay Powell, R</b> (9, 1)										2	0	0	1	0	1	0									
<b>Inning Stats</b>	R: 0 E: 0 K: 1 S: 12	H: 1 LOB: 2 BB: 1 P: 24	R: 1 E: 0 K: 0 S: 7	H: 0 LOB: 2 BB: 4 P: 25	R: 2 E: 0 K: 1 S: 12	H: 2 LOB: 0 BB: 0 P: 19	R: 0 E: 0 K: 2 S: 7	H: 0 LOB: 0 BB: 0 P: 8	R: 0 E: 0 K: 0 S: 6	H: 0 LOB: 1 BB: 2 P: 14	R: 2 E: 0 K: 0 S: 13	H: 2 LOB: 1 BB: 1 P: 22	R: 0 E: 0 K: 0 S: 9	H: 2 LOB: 1 BB: 0 P: 12	R: 0 E: 0 K: 0 S: 6	H: 0 LOB: 0 BB: 0 P: 10	R: 0 E: 1 K: 2 S: 10	H: 1 LOB: 1 BB: 0 P: 14	1B: 5 2B: 2 3B: 0 HR: 1	SF: 1 SAC: 1 DP: 3 HBP: 0	WP: 0 PB: 1 SB: 1 CS: 0	PA: 40			
<b>PITCHER</b>	IP	WLS	BF	H	R	ER	SO	BB	IBB	HBP	BLK	WP	HR	S	P	ERA	WHIP								
<b>Matt Clement, R</b> ERA: 4.73 (1, 1)	4.1	L	22	3	3	3	4	7	0	0	0	0	1	43	89	6.23	2.308								
<b>Carlos Almanzar, R</b> ERA: 6.04 (5, 1)	1.2		7	2	2	2	0	1	0	0	0	0	0	14	23	10.80	1.800								
<b>Will Cunnane, R</b> ERA: 4.22 (7, 1)	2.0		7	2	0	0	0	0	0	0	0	0	0	15	22	0.00	1.000								
<b>Carlos Reyes, R</b> ERA: 2.82 (9, 1)	1.0		4	1	0	0	2	0	0	0	0	0	0	10	14	0.00	1.000								

Batter	1	2	3	4	5	6	7	8	9	AB	R	H	RBI	BB	SO	LOB	BOTTOM								
<b>QuiVio Veras, S</b> OBP: 0.366, SLG: 0.366 (1, 4)										3	1	1	0	1	0	1	<b>Houston Astros @ San Diego Padres</b> Qualcomm Stadium, San Diego, CA Fri Jul 30 1999, 10:05 PM EDT Att: 39,619 - Unknown - 74 F  <b>AB 30</b> <b>R 1</b> <b>H 6</b> <b>RBI 1</b> <b>BB 1</b> <b>SO 9</b> <b>LOB 11</b> 								
<b>Carlos Baerga, S</b> OBP: 0.280, SLG: 0.304 (1, 5)										4	0	1	0	0	1	2									
<b>Tony Gwynn, L</b> OBP: 0.369, SLG: 0.420 (1, 9)										3	0	0	1	0	0	2									
<b>Reggie Sanders, R</b> OBP: 0.391, SLG: 0.555 (1, 7)										4	0	1	0	0	1	0									
<b>Wally Joyner, L</b> OBP: 0.371, SLG: 0.359 (1, 3)										4	0	2	0	0	1	1									
<b>Ruben Rivera, R</b> OBP: 0.305, SLG: 0.487 (1, 8)										3	0	0	0	0	1	3									
<b>Ben Davis, S</b> OBP: 0.355, SLG: 0.465 (1, 2)										3	0	1	0	0	1	0									
<b>Damian Jackson, R</b> OBP: 0.329, SLG: 0.391 (1, 6)										3	0	0	0	0	2	1									
<b>Matt Clement, R</b> OBP: 0.156, SLG: 0.100 <b>Carlos Almanzar, R</b> (1, 1), (5, 1)										1	0	0	0	0	1	0									
<b>Will Cunnane, R</b> (7, 1)										0	0	0	0	0	0	0									
<b>John Vander Wal, L</b> OBP: 0.384, SLG: 0.480 <b>Carlos Reyes, S</b> (8, PH), (9, 1)										1	0	0	0	0	1	0									
<b>Inning Stats</b>	R: 1 E: 1 K: 2 S: 17	H: 1 LOB: 2 BB: 1 P: 29	R: 0 E: 0 K: 2 S: 8	H: 0 LOB: 0 BB: 0 P: 9	R: 0 E: 0 K: 0 S: 6	H: 1 LOB: 0 BB: 0 P: 11	R: 0 E: 0 K: 0 S: 12	H: 1 LOB: 0 BB: 0 P: 19	R: 0 E: 0 K: 2 S: 8	H: 0 LOB: 0 BB: 0 P: 13	R: 0 E: 0 K: 0 S: 6	H: 1 LOB: 0 BB: 0 P: 10	R: 0 E: 0 K: 2 S: 10	H: 0 LOB: 0 BB: 0 P: 15	R: 0 E: 1 K: 1 S: 10	H: 1 LOB: 1 BB: 0 P: 15	R: 0 E: 0 K: 0 S: 9	H: 1 LOB: 1 BB: 0 P: 15	1B: 6 2B: 0 3B: 0 HR: 0	SF: 1 SAC: 0 DP: 3 HBP: 0	WP: 0 PB: 1 SB: 1 CS: 0	PA: 32			
<b>PITCHER</b>	IP	WLS	BF	H	R	ER	SO	BB	IBB	HBP	BLK	WP	HR	S	P	ERA	WHIP								
<b>Shane Reynolds, R</b> ERA: 3.71 (1, 1)	8.0	W	28	5	1	0	0	1	0	0	0	0	0	77	121	0.00	0.750								
<b>Jay Powell, R</b> ERA: 4.14 (9, 1)	1.0		4	1	0	0	0	0	0	0	0	0	0	9	15	0.00	1.000								



Batter	1	2	3	4	5	6	7	8	9	AB	R	H	RBI	BB	SO	LOB	TOP					
<b>Craig Biggio, R</b> OBP: 0.401, SLG: 0.494 (1, 4)	G6-3		1B		1B	BB	1B		BB	3	0	2	0	2	0	0	<b>Houston Astros @ San Diego Padres</b> Qualcomm Stadium, San Diego, CA Sat Jul 31 1999, 10:05 PM EDT Att: 60,516 - Unknown - 72 F  <b>AB 36</b> <b>R 8</b> <b>H 10</b> <b>RBI 8</b> <b>BB 5</b> <b>SO 2</b> <b>LOB 11</b>					
<b>Bill Spillers, L</b> OBP: 0.353, SLG: 0.386 (1, 5)	G4-3		BB		1B	BB	FC4-6		BB	4	2	1	0	1	0	2						
<b>5 Jeff Bagwell, R</b> OBP: 0.459, SLG: 0.660 (1, 3)	F9		BB		FC5-2	1B	HR		HR	5	3	2	3	0	0	4						
<b>Derek Bell, R</b> OBP: 0.315, SLG: 0.374 (1, 9)	G6-3			HR	2B		G6-3		BB	3	1	1	2	2	0	0						
<b>17 Lance Berkman, S</b> OBP: 0.290, SLG: 0.448 <b>Glen Barker, S</b> OBP: 0.333, SLG: 0.324 (8, 8)	1B			HR	G3		HR		G3	4	2	3	3	0	0	1						
<b>Richard Hidalgo, R</b> OBP: 0.328, SLG: 0.428 (8, 7)	G5-3				L4		G4-3		G6-3	4	0	0	0	0	0	1						
<b>Paul Bako, L</b> OBP: 0.370, SLG: 0.419 (1, 2)	G6-3				L6		G6-3		K	4	0	0	0	0	1	1						
<b>Tim Bogar, R</b> OBP: 0.341, SLG: 0.360 (1, 6)			G5-3		F8		E8		G5-3	4	0	1	0	0	0	0						
<b>Scott Elarton, R</b> OBP: 0.083, SLG: 0.083 <b>Trevor Miller, R</b> <b>Doug Henry, R</b> <b>Daryle Ward, L</b> <b>Jay Powell, R</b> <b>Billy Wagner, L</b> (1, 1) (6, 1) (6, 1) (6, PH) (8, 1) (9, 1)	G6-3				F8		K		P6	3	0	0	0	0	1	1						
<b>Inning Stats</b>	R: 0 E: 0 K: 0 S: 5	H: 0 LOB: 0 BB: 0 P: 8	R: 0 E: 0 K: 0 S: 7	H: 1 LOB: 1 BB: 0 P: 10	R: 0 E: 0 K: 0 S: 8	H: 1 LOB: 2 BB: 1 P: 14	R: 2 E: 0 K: 0 S: 11	H: 1 LOB: 0 BB: 1 P: 19	R: 2 E: 0 K: 0 S: 7	H: 2 LOB: 1 BB: 1 P: 16	R: 0 E: 1 K: 1 S: 12	H: 1 LOB: 1 BB: 0 P: 17	R: 3 E: 0 K: 0 S: 9	H: 3 LOB: 0 BB: 0 P: 10	R: 0 E: 0 K: 1 S: 6	H: 0 LOB: 0 BB: 0 P: 8		R: 1 E: 0 K: 0 S: 11	H: 1 LOB: 1 BB: 2 P: 24	1B: 5 2B: 1 3B: 0 HR: 4	SF: 0 SAC: 0 DP: 1 HBP: 0	WP: 0 PB: 0 SB: 2 CS: 0
<b>PITCHER</b>	IP	WLS	BF	H	R	ER	SO	BB	IBB	HBP	BLK	WP	HR	S	P	ERA	WHIP					
<b>Andy Ashby, R</b> ERA: 3.39 (1, 1)	6.0		27	6	4	4	1	3	0	0	0	0	1	50	84	6.00	1.500					
<b>Dan Miceli, R</b> ERA: 4.17 (7, 1)	2.0	L	9	3	3	3	1	0	0	0	0	0	2	15	18	13.50	1.500					
<b>Carlos Reyes, R</b> ERA: 2.93 (9, 1)	1.0		5	1	1	1	0	2	0	0	0	0	1	11	24	9.00	3.000					

Batter	1	2	3	4	5	6	7	8	9	AB	R	H	RBI	BB	SO	LOB	BOTTOM				
<b>QuiVio Veras, S</b> OBP: 0.364, SLG: 0.367 (1, 4)	P6			G1-3		E4	2B		L8	5	1	1	0	0	0	4	<b>Houston Astros @ San Diego Padres</b> Qualcomm Stadium, San Diego, CA Sat Jul 31 1999, 10:05 PM EDT Att: 60,516 - Unknown - 72 F  <b>AB 33</b> <b>R 5</b> <b>H 7</b> <b>RBI 5</b> <b>BB 5</b> <b>SO 3</b> <b>LOB 19</b>				
<b>Tony Gwynn, L</b> OBP: 0.370, SLG: 0.414 <b>Damian Jackson, R</b> OBP: 0.329, SLG: 0.391 (1, 9) (8, FR)	G4-3			F8		E	G4-3		BB	3	1	0	1	2	0	1					
<b>Reggie Sanders, R</b> OBP: 0.391, SLG: 0.552 (1, 8) (7, 7)	F8			G6-3		E2	1B		F9	5	0	2	2	0	0	3					
<b>John Vander Wal, L</b> OBP: 0.379, SLG: 0.472 <b>Ruben Rivera, R</b> OBP: 0.304, SLG: 0.485 (1, 7) (7, 8)	F8			G6-3		F7			G5-3	3	0	0	0	0	0	2					
<b>Wally Joyner, L</b> OBP: 0.373, SLG: 0.359 (1, 3)	F8			G5-4-3		BB	HBP		F7	3	0	1	0	0	0	0					
<b>Phil Nevin, R</b> OBP: 0.332, SLG: 0.524 <b>Dave Magadan, L</b> OBP: 0.357, SLG: 0.356 <b>Dan Miceli, R</b> <b>Carlos Reyes, S</b> <b>Eric Owens, R</b> OBP: 0.350, SLG: 0.426 <b>Ben Davis, S</b> OBP: 0.360, SLG: 0.457 (1, 5) (6, PH) (7, 1) (9, 1) (9, PH) (1, 2)	G5-3			G5-4-3		BB	BB		1B	2	0	0	0	0	0	1					
<b>Chris Gomez, R</b> OBP: 0.323, SLG: 0.268 (1, 6)			G3-1			BB	G3		1B	2	1	0	0	2	0	3					
<b>Andy Ashby, R</b> OBP: 0.150, SLG: 0.132 <b>Carlos Baerga, S</b> OBP: 0.264, SLG: 0.286 (1, 1) (6, PH) (7, 5)	K		P5			E	G3-1		BB	4	1	2	1	0	0	0					
<b>Inning Stats</b>	R: 0 E: 0 K: 0 S: 7	H: 0 LOB: 0 BB: 0 P: 11	R: 0 E: 0 K: 0 S: 9	H: 0 LOB: 0 BB: 0 P: 13	R: 0 E: 0 K: 1 S: 6	H: 0 LOB: 0 BB: 0 P: 11	R: 0 E: 0 K: 0 S: 6	H: 0 LOB: 0 BB: 0 P: 9	R: 0 E: 2 K: 0 S: 10	H: 1 LOB: 3 BB: 3 P: 14	R: 0 E: 0 K: 1 S: 9	H: 1 LOB: 1 BB: 0 P: 13	R: 0 E: 0 K: 0 S: 6	H: 1 LOB: 0 BB: 0 P: 12	R: 1 E: 0 K: 1 S: 20	H: 2 LOB: 3 BB: 2 P: 34		1B: 6 2B: 1 3B: 0 HR: 0	SF: 0 SAC: 0 DP: 1 HBP: 1	WP: 0 PB: 0 SB: 0 CS: 1	PA: 39
<b>PITCHER</b>	IP	WLS	BF	H	R	ER	SO	BB	IBB	HBP	BLK	WP	HR	S	P	ERA		WHIP			
<b>Scott Elarton, R</b> ERA: 3.17 (6, 1)	0.0		1	0	0	0	0	0	0	1	0	0	0	1	2	∞	∞				
<b>Trevor Miller, L</b> ERA: 5.97 (6, 1)	1.1	W	6	1	0	0	1	1	0	0	0	0	0	14	25	0.00	1.500				
<b>Jay Powell, R</b> ERA: 4.05 <b>Billy Wagner, L</b> ERA: 2.19 (8, 1) (9, 1)	1.0	H	3	1	0	0	0	0	0	0	0	0	0	6	12	0.00	1.000				
<b>Billy Wagner, L</b> ERA: 2.19 (9, 1)	1.0		7	2	1	1	1	2	0	0	0	0	0	20	34	9.00	4.000				







Batter	1	2	3	4	5	6	7	8	9	AB	R	H	RBI	BB	SO	LOB	TOP					
<b>Eric Owens, R</b> OBP: 0.352, SLG: 0.437 (1, 8)	F8		K				F9		1B	5	1	2	1	0	1	0						
<b>Tony Gwynn, L</b> OBP: 0.371, SLG: 0.432 <b>Damian Jackson, R</b> OBP: 0.329, SLG: 0.391 (9, FR)	L9		G4-3				P4		P6	5	0	1	2	0	0	2						
<b>Reggie Sanders, R</b> OBP: 0.395, SLG: 0.559 (1, 7)	BB						1B		G5-3	3	1	2	1	2	0	0						
<b>Phil Nevin, R</b> OBP: 0.350, SLG: 0.570 (1, 5)	BB						F9		G4-3	4	1	2	1	1	0	2						
<b>Wally Joyner, L</b> OBP: 0.369, SLG: 0.355 <b>Trevor Hoffman, R</b> (8, 1)	F9						FC3-6		P4	4	0	0	0	0	0	3						
<b>Carlos Baerga, S</b> OBP: 0.282, SLG: 0.281 (1, 4)		G4-3					K		FC1-6	4	0	1	0	0	1	1						
<b>Ben Davis, S</b> OBP: 0.361, SLG: 0.468 (1, 2)		K					P4		FC1-6	4	1	1	0	0	1	1						
<b>Chris Gomez, R</b> OBP: 0.319, SLG: 0.275 (1, 6)		F8					F8		G3-4-3	4	0	0	0	0	0	1						
<b>Woody Williams, R</b> OBP: 0.196, SLG: 0.205 <b>John Vander Wal, L</b> OBP: 0.375, SLG: 0.467 <b>Will Cunnane, R</b> (7, 1) <b>Dave Magadan, L</b> OBP: 0.362, SLG: 0.356 (8, 3)			F7				1B		F9	2	0	1	0	0	0	0						
<b>Inning Stats</b>	R: 0 E: 0 K: 0 S: 9	H: 0 LOB: 2 BB: 2 P: 21	R: 0 E: 0 K: 1 S: 10	H: 0 LOB: 0 BB: 0 P: 15	R: 0 E: 0 K: 1 S: 8	H: 0 LOB: 0 BB: 0 P: 12	R: 0 E: 0 K: 1 S: 9	H: 2 LOB: 1 BB: 0 P: 10	R: 0 E: 0 K: 0 S: 10	H: 2 LOB: 1 BB: 0 P: 13	R: 1 E: 0 K: 0 S: 11	H: 2 LOB: 1 BB: 0 P: 18	R: 0 E: 0 K: 0 S: 4	H: 0 LOB: 0 BB: 0 P: 5	R: 1 E: 0 K: 0 S: 11	H: 1 LOB: 0 BB: 0 P: 15	R: 3 E: 0 K: 0 S: 18	H: 3 LOB: 2 BB: 2 P: 33	1B: 6 2B: 2 3B: 0 HR: 2	SF: 0 SAC: 0 DP: 0 HBP: 0	WP: 0 PB: 0 SB: 0 CS: 0	PA: 40
<b>PITCHER</b>	IP	WLS	BF	H	R	ER	SO	BB	IBB	HBP	BLK	WP	HR	S	P	ERA	WHIP					
<b>Kent Bottenfield, R</b> ERA: 3.86 <b>Ricky Bottalico, R</b> ERA: 4.07 <b>Rick Croushore, R</b> ERA: 2.79	(1, 1)	8.0	W	32	7	2	2	3	2	0	0	0	0	2	72	109	2.25	1.125				
	(9, 1)	0.2		6	3	3	3	0	1	0	0	0	0	0	13	23	40.50	6.000				
	(9, 1)	0.1	S	2	0	0	0	0	1	0	0	0	0	0	5	10	0.00	3.000				

San Diego Padres @ St. Louis Cardinals  
Busch Stadium, St. Louis, MO  
Mon Aug 02 1999, 7:10 PM CDT  
Att: 35,202 - Unknown - 86 F

AB 36  
R 5  
H 10  
RBI 5  
BB 4  
SO 3  
LOB 10



Batter	1	2	3	4	5	6	7	8	9	AB	R	H	RBI	BB	SO	LOB	BOTTOM					
<b>J.D. Drew, L</b> OBP: 0.353, SLG: 0.508 (1, 8)	F9		F9				K			4	0	1	0	0	1	1						
<b>Darren Bragg, L</b> OBP: 0.368, SLG: 0.377 <b>Willie McGee, S</b> OBP: 0.305, SLG: 0.292 (5, 9)	G3		K				HR		F7	2	0	0	0	0	1	0						
<b>Mark McGwire, R</b> OBP: 0.421, SLG: 0.680 (1, 3)	K		P2				HR			4	2	2	3	0	1	0						
<b>Ray Lankford, L</b> OBP: 0.364, SLG: 0.515 (1, 7)							F8		1B	4	2	3	2	0	0	0						
<b>Fernando Tatis, R</b> OBP: 0.398, SLG: 0.557 (1, 5)		HR					1B		F7	4	0	1	0	0	1	2						
<b>Edgar Renteria, R</b> OBP: 0.334, SLG: 0.398 (1, 6)		SH1-3					K		F9	3	0	0	0	0	1	2						
<b>Eli Marrero, R</b> OBP: 0.242, SLG: 0.318 (1, 2)		SH1-3					P9		G6-3	3	0	0	0	0	1	1						
<b>Eli Marrero, R</b> OBP: 0.242, SLG: 0.318 (1, 2)		P4					G5-3		G6-3	4	0	0	0	0	2	2						
<b>Joe McEwing, R</b> OBP: 0.349, SLG: 0.413 (1, 4)							G1-3		G6-3	2	0	0	0	1	1	0						
<b>Kent Bottenfield, R</b> OBP: 0.174, SLG: 0.239 <b>Ricky Bottalico, L</b> ERA: 4.03 <b>Rick Croushore, R</b> OBP: 0.687, SLG: 0.500 (9, 1)		G4-3					1B		G1-3	3	1	1	0	0	0	2						
<b>Inning Stats</b>	R: 0 E: 0 K: 1 S: 8	H: 0 LOB: 0 BB: 0 P: 14	R: 1 E: 0 K: 0 S: 13	H: 2 LOB: 1 BB: 1 P: 23	R: 0 E: 0 K: 1 S: 6	H: 0 LOB: 0 BB: 0 P: 11	R: 0 E: 0 K: 1 S: 16	H: 1 LOB: 1 BB: 0 P: 19	R: 3 E: 0 K: 1 S: 15	H: 3 LOB: 0 BB: 0 P: 22	R: 0 E: 0 K: 0 S: 5	H: 0 LOB: 0 BB: 0 P: 5	R: 0 E: 0 K: 1 S: 15	H: 1 LOB: 1 BB: 0 P: 22	R: 2 E: 0 K: 0 S: 10	H: 2 LOB: 0 BB: 0 P: 19	R: 3 E: 0 K: 0 S: 18	H: 3 LOB: 2 BB: 2 P: 33	1B: 6 2B: 0 3B: 1 HR: 2	SF: 0 SAC: 1 DP: 0 HBP: 0	WP: 3 PB: 0 SB: 2 CS: 0	PA: 34
<b>PITCHER</b>	IP	WLS	BF	H	R	ER	SO	BB	IBB	HBP	BLK	WP	HR	S	P	ERA	WHIP					
<b>Woody Williams, R</b> ERA: 4.66 <b>Will Cunnane, R</b> ERA: 4.03 <b>Trevor Hoffman, R</b> ERA: 2.98	(1, 1)	6.0	L	25	6	4	4	4	0	0	0	0	0	1	63	94	6.00	1.000				
	(7, 1)	1.0		4	1	0	0	1	0	0	0	1	0	15	22	0.00	1.000					
	(8, 1)	1.0		5	2	2	1	0	0	0	0	1	0	10	19	9.00	2.000					

San Diego Padres @ St. Louis Cardinals  
Busch Stadium, St. Louis, MO  
Mon Aug 02 1999, 7:10 PM CDT  
Att: 35,202 - Unknown - 86 F

AB 32  
R 6  
H 9  
RBI 5  
BB 1  
SO 5  
LOB 9





Batter	1	2	3	4	5	6	7	8	9	AB	R	H	RBI	BB	SO	LOB	TOP			
<b>Eric Owens, R</b> OBP: 0.351, SLG: 0.434 (1, 5)	F8		P3			WP 1B		K		4	0	1	0	0	1	0	<b>San Diego Padres @ St. Louis Cardinals</b> Busch Stadium, St. Louis, MO Tue Aug 03 1999, 7:10 PM CDT Att: 40,652 - Cloudy - 83 F			
<b>Tony Gwynn, L</b> OBP: 0.365, SLG: 0.424 (1, 9)	G3		F7			F8		G6-3		4	0	0	0	0	0	1				
<b>Reggie Sanders, R</b> OBP: 0.397, SLG: 0.557 (1, 7)	BB BB			CS 1B		F9		F9		3	0	1	0	1	0	1				
<b>Phil Nevin, R</b> OBP: 0.348, SLG: 0.560 (1, 3)	BB SAFE		P3	SAFE SAFE		K		K		3	0	0	0	1	2	2				
<b>Ruben Rivera, R</b> OBP: 0.299, SLG: 0.476 (1, 8)	K		F9			K		K		4	0	0	0	0	3	2				
<b>Ben Davis, S</b> OBP: 0.360, SLG: 0.465 (1, 2)		K				K		E9 1B		3	0	1	0	0	2	0				
<b>Damian Jackson, R</b> OBP: 0.326, SLG: 0.387 (1, 4)		F9				F8		P3		3	0	0	0	0	0	1				
<b>Chris Gomez, R</b> OBP: 0.319, SLG: 0.276 (1, 6)		K						F7 1B		3	0	1	0	0	1	1				
<b>Brian Boehringer, S</b> (8, PH) <b>Quilvio Veras, S</b> OBP: 0.363, SLG: 0.366 <b>Dan Miceli, R</b> (8, 1)			K			K		L7		2	0	0	0	0	2	1				
<b>Inning Stats</b>	R: 0 E: 0 K: 1 S: 12	H: 0 LOB: 2 BB: 2 P: 24	R: 0 E: 0 K: 2 S: 7	H: 0 LOB: 0 BB: 0 P: 11	R: 0 E: 0 K: 1 S: 5	H: 0 LOB: 0 BB: 0 P: 9	R: 0 E: 0 K: 0 S: 8	H: 1 LOB: 0 BB: 0 P: 15	R: 0 E: 0 K: 2 S: 12	H: 1 LOB: 1 BB: 0 P: 18	R: 0 E: 0 K: 1 S: 7	H: 1 LOB: 1 BB: 0 P: 14	R: 0 E: 0 K: 1 S: 8	H: 0 LOB: 0 BB: 0 P: 11	R: 0 E: 0 K: 2 S: 11	H: 0 LOB: 0 BB: 0 P: 13	1B: 4 2B: 0 3B: 0 HR: 0	SF: 0 SAC: 0 DP: 0 HBP: 0	WP: 1 PB: 0 SB: 0 CS: 1	PA: 32
<b>PITCHER</b> <b>Darren Oliver, L</b> ERA: 4.33 (1, 1)	IP: 9.0 WLS: W BF: 32 H: 4 R: 0 ER: 0 SO: 11 BB: 2 IBB: 0 HBP: 0 BLK: 0 WP: 1 HR: 0 S: 78 P: 127 ERA: 0.00 WHIP: 0.667															<b>PITCHER</b> <b>Darren Oliver, L</b> ERA: 4.33 (1, 1)	IP: 9.0 WLS: W BF: 32 H: 4 R: 0 ER: 0 SO: 11 BB: 2 IBB: 0 HBP: 0 BLK: 0 WP: 1 HR: 0 S: 78 P: 127 ERA: 0.00 WHIP: 0.667			

Batter	1	2	3	4	5	6	7	8	9	AB	R	H	RBI	BB	SO	LOB	BOTTOM	
<b>J.D. Drew, L</b> OBP: 0.352, SLG: 0.500 (1, 8)	G4-3		G6-3			BB		F8		3	0	0	0	1	0	0	<b>San Diego Padres @ St. Louis Cardinals</b> Busch Stadium, St. Louis, MO Tue Aug 03 1999, 7:10 PM CDT Att: 40,652 - Cloudy - 83 F	
<b>Edgar Renteria, R</b> OBP: 0.333, SLG: 0.395 (1, 6)	G4-3		K			K		S 1B BB		3	1	0	0	1	2	1		
<b>Mark McGwire, R</b> OBP: 0.422, SLG: 0.677 (1, 3)	3B 1B			1B 2B HBP		F9		F9		3	2	1	0	0	0	2		
<b>Ray Lankford, L</b> OBP: 0.362, SLG: 0.518 (1, 7)	1-H 3B		F7			F8		F9		4	0	1	1	0	0	3		
<b>Fernando Tatis, R</b> OBP: 0.401, SLG: 0.559 (1, 5)	G1-3		2B 1B 1B			G4-6-3 1B		E S HR 1B		4	2	3	1	0	0	1		
<b>Craig Panquette, R</b> OBP: 0.500, SLG: 1.500 (1, 9)	F7		1B 2B			G4-6-3 1B		1-H HR		4	1	2	3	0	0	1		
<b>Alberto Castillo, R</b> OBP: 0.359, SLG: 0.365 (1, 2)	G5-3		FC6-4 1B			F8		1B		4	0	2	1	0	0	0		
<b>Joe McEwing, R</b> OBP: 0.346, SLG: 0.409 (1, 4)	K		K			G5-3		L8		4	0	0	0	0	2	3		
<b>Darren Oliver, R</b> OBP: 0.302, SLG: 0.340 (1, 1)	G4-3		G4-3 FC6-4			G3				3	0	0	0	0	0	2		
<b>Inning Stats</b>	R: 1 E: 0 K: 0 S: 15	H: 2 LOB: 1 BB: 0 P: 21	R: 0 E: 0 K: 1 S: 6	H: 0 LOB: 0 BB: 0 P: 9	R: 0 E: 0 K: 1 S: 6	H: 0 LOB: 0 BB: 0 P: 7	R: 2 E: 0 K: 1 S: 16	H: 3 LOB: 2 BB: 0 P: 22	R: 0 E: 0 K: 0 S: 5	H: 1 LOB: 0 BB: 0 P: 6	R: 0 E: 0 K: 0 S: 7	H: 0 LOB: 0 BB: 0 P: 11	R: 3 E: 0 K: 0 S: 19	H: 3 LOB: 1 BB: 1 P: 33	1B: 6 2B: 1 3B: 1 HR: 1	SF: 0 SAC: 0 DP: 1 HBP: 1	WP: 0 PB: 0 SB: 2 CS: 0	PA: 35
<b>PITCHER</b> <b>Brian Boehringer, R</b> ERA: 3.42 <b>Dan Miceli, R</b> ERA: 4.66 (8, 1)	IP: 7.0 WLS: L BF: 28 H: 6 R: 3 ER: 3 SO: 4 BB: 3 IBB: 0 HBP: 0 BLK: 0 WP: 0 HR: 0 S: 65 P: 92 ERA: 3.86 WHIP: 1.000															<b>PITCHER</b> <b>Brian Boehringer, R</b> ERA: 3.42 <b>Dan Miceli, R</b> ERA: 4.66 (8, 1)	IP: 7.0 WLS: L BF: 28 H: 6 R: 3 ER: 3 SO: 4 BB: 3 IBB: 0 HBP: 0 BLK: 0 WP: 0 HR: 0 S: 65 P: 92 ERA: 3.86 WHIP: 1.000	





Batter	1	2	3	4	5	6	7	8	9	AB	R	H	RBI	BB	SO	LOB	TOP					
<b>Quijivo Veras, S</b> OBP: 0.363, SLG: 0.364 (1, 4)	G6-3			CS BB	HR 1B		F7		K	4	1	1	0	1	1	0	<b>San Diego Padres @ St. Louis Cardinals</b> Busch Stadium, St. Louis, MO Wed Aug 04 1999, 7:10 PM CDT Att: 43,546 - Unknown - 89 F					
<b>Tony Gwynn, L</b> OBP: 0.371, SLG: 0.443 (1, 9)	P2			HR 1B	HR 1B		BB 1B			4	2	3	4	0	0	0						
<b>Reggie Sanders, R</b> OBP: 0.398, SLG: 0.565 (1, 7)	F9			HR	F9		BB 1B			3	1	1	2	1	0	0						
<b>Phil Nevin, R</b> OBP: 0.341, SLG: 0.547 (8, 5)		K		F7	F8		K			4	0	0	0	0	2	2						
<b>Eric Owens, R</b> OBP: 0.319, SLG: 0.431 <b>Ed Giovannola, L</b> OBP: 0.317, SLG: 0.255 <b>Wally Joyner, L</b> OBP: 0.367, SLG: 0.353 (8, 3)	G6-3			FC6-4 BB		G5-3		P5		2	0	0	0	1	0	0						
<b>Ruben Rivera, R</b> OBP: 0.299, SLG: 0.471 (1, 8)	K2-3			FC6-4 BB	G4-3 S BB		F8			3	0	0	0	1	1	1						
<b>Ben Davis, S</b> OBP: 0.350, SLG: 0.450 (1, 2)				P6	K		G4-3		K	4	0	0	0	0	2	1						
<b>Chris Gomez, R</b> OBP: 0.319, SLG: 0.278 <b>John Vander Wal, L</b> OBP: 0.373, SLG: 0.454 (9, PH)	G4-3			HR 1B	G6-3		K		K	3	1	1	0	0	0	1						
<b>Matt Clement, R</b> OBP: 0.147, SLG: 0.094 <b>Carlos Reyes, S</b> (6, 1)	K			E1 1B			F9		G6-3	2	1	0	0	0	1	1						
<b>Carlos Baerga, S</b> OBP: 0.258, SLG: 0.276 <b>Donne Wall, R</b> (7, 1)										0	0	0	0	0	0	0						
<b>Dave Magadan, L</b> OBP: 0.381, SLG: 0.354 (9, PH)										1	0	0	0	0	0	0						
<b>Inning Stats</b>	R: 0 E: 0 K: 0 S: 8	H: 0 LOB: 0 BB: 0 P: 14	R: 0 E: 0 K: 2 S: 10	H: 0 LOB: 0 BB: 0 P: 15	R: 0 E: 0 K: 1 S: 7	H: 0 LOB: 0 BB: 0 P: 11	R: 2 E: 0 K: 0 S: 11	H: 2 LOB: 1 BB: 2 P: 25	R: 4 E: 1 K: 1 S: 14	H: 3 LOB: 1 BB: 1 P: 18	R: 0 E: 0 K: 0 S: 8	H: 0 LOB: 1 BB: 1 P: 16	R: 0 E: 0 K: 1 S: 15	H: 1 LOB: 2 BB: 1 P: 25	R: 0 E: 0 K: 2 S: 6	H: 0 LOB: 0 BB: 0 P: 12	R: 0 E: 0 K: 2 S: 10	H: 0 LOB: 0 BB: 0 P: 16	1B: 4 2B: 0 3B: 0 HR: 2	SF: 0 SAC: 0 DP: 0 HBP: 0	WP: 0 PB: 0 SB: 1 CS: 1	PA: 37
<b>PITCHER</b>	IP WLS BF H R ER SO BB IBB HBP BLK WP HR S P ERA WHIP																					
<b>Kent Mercker, L</b> ERA: 5.25 <b>Manny Aybar, R</b> ERA: 3.92 <b>Mike Mohler, L</b> ERA: 5.03 <b>Heathcliff Slocumb, R</b> ERA: 4.86 <b>Rick Croushore, R</b> ERA: 2.75	5.0 22 5 6 5 4 2 0 0 0 0 2 50 83 9.00 1.400																					
	1.0 4 0 0 0 0 1 0 0 0 0 0 8 16 0.00 1.000																					
	0.2 3 1 0 0 0 0 0 0 0 0 0 11 17 0.00 1.500																					
	1.1 W 5 0 0 0 2 1 0 0 0 0 0 10 20 0.00 0.750																					
	1.0 S 3 0 0 0 2 0 0 0 0 0 0 10 16 0.00 0.000																					

Batter	1	2	3	4	5	6	7	8	9	AB	R	H	RBI	BB	SO	LOB	BOTTOM	
<b>J.D. Drew, L</b> OBP: 0.353, SLG: 0.497 (1, 8)	G3		1B 1B		CS 1B	G1-3		F8		5	0	2	0	0	0	3	<b>San Diego Padres @ St. Louis Cardinals</b> Busch Stadium, St. Louis, MO Wed Aug 04 1999, 7:10 PM CDT Att: 43,546 - Unknown - 89 F	
<b>Willie McGee, S</b> OBP: 0.304, SLG: 0.291 (1, 9)	G4-3		1B		F7		G3-1			4	0	1	0	0	0	1		
<b>Mark McGwire, R</b> OBP: 0.423, SLG: 0.684 (1, 3)	F8		G4-6-3 1B		K		HR			4	1	2	2	0	1	1		
<b>Ray Lankford, L</b> OBP: 0.364, SLG: 0.522 (1, 7)	WP 1B		G4-6-3		G4-6-3 2B		P5			4	1	2	0	0	0	3		
<b>Fernando Tatis, R</b> OBP: 0.400, SLG: 0.555 (1, 5)	K			E G4-3 BB	K		F8			3	1	0	0	1	2	2		
<b>Craig Panquette, R</b> OBP: 0.500, SLG: 1.000 (1, 4)	G5-3		G4-3 G3 1B		E5 G4-3 1B		G1-3			4	2	2	0	0	0	1		
<b>Alberto Castillo, R</b> OBP: 0.336, SLG: 0.360 <b>Edgar Renteria, R</b> OBP: 0.332, SLG: 0.394 (7, 6)	G6-3		G4-3		G4-3		SF8		E5 G4-3 1B	2	0	0	1	0	0	2		
<b>David Howard, S</b> OBP: 0.277, SLG: 0.267 <b>Mike Mohler, R</b> (7, 1)	G3		G3		G3		G4-3		G4-3	0	0	0	0	0	0	0		
<b>Heathcliff Slocumb, R</b> (7, 1)							1B		G4-3	0	0	0	0	0	0	0		
<b>Thomas Howard, S</b> OBP: 0.299, SLG: 0.333 <b>Rick Croushore, R</b> OBP: 0.667, SLG: 0.500 (9, 1)							1B		G4-3	1	0	0	0	0	0	1		
<b>Kent Mercker, L</b> OBP: 0.318, SLG: 0.300 <b>Manny Aybar, R</b> OBP: 0.091, SLG: 0.091 <b>Eli Marrero, R</b> OBP: 0.247, SLG: 0.323 (7, 2)			1B 1B		K		1B		G4-3	2	0	2	2	0	0	0		
<b>Inning Stats</b>	R: 0 E: 0 K: 0 S: 10	H: 1 LOB: 1 BB: 0 P: 16	R: 1 E: 0 K: 0 S: 14	H: 4 LOB: 0 BB: 0 P: 20	R: 2 E: 1 K: 1 S: 7	H: 1 LOB: 0 BB: 1 P: 13	R: 0 E: 0 K: 1 S: 8	H: 1 LOB: 1 BB: 0 P: 12	R: 2 E: 0 K: 1 S: 16	H: 4 LOB: 2 BB: 0 P: 26	R: 1 E: 0 K: 0 S: 9	H: 1 LOB: 0 BB: 0 P: 13	R: 1 E: 1 K: 0 S: 17	H: 1 LOB: 1 BB: 0 P: 29	1B: 11 2B: 2 3B: 0 HR: 1	SF: 1 SAC: 0 DP: 2 HBP: 0	WP: 1 PB: 0 SB: 0 CS: 1	PA: 37
<b>PITCHER</b>	IP WLS BF H R ER SO BB IBB HBP BLK WP HR S P ERA WHIP																	
<b>Matt Clement, R</b> ERA: 4.82 <b>Carlos Reyes, R</b> ERA: 2.69 <b>Donne Wall, R</b> ERA: 3.4	5.1 24 9 5 4 4 1 0 0 0 0 1 56 89 6.75 1.875																	
	0.2 H 4 2 0 0 0 0 0 0 0 0 0 8 13 0.00 3.000																	
	2.0 L 9 2 2 1 0 0 0 0 0 0 0 1 26 42 4.50 1.000																	





Batter	1	2	3	4	5	6	7	8	9	AB	R	H	RBI	BB	SO	LOB	TOP					
Quilvio Veras, S OBP: 0.361, SLG: 0.360 (1, 4)										4	2	0	0	1	1	4	<b>San Diego Padres @ St. Louis Cardinals</b> Busch Stadium, St. Louis, MO Thu Aug 05 1999, 7:10 PM CDT Att: 45,106 - Unknown - 87 F					
Tony Gwynn, L OBP: 0.372, SLG: 0.444 (1, 9)										4	1	1	2	1	0	1						
Reggie Sanders, R OBP: 0.398, SLG: 0.561 (1, 7)										4	1	1	0	1	0	4						
Phil Nevin, R OBP: 0.338, SLG: 0.543 (1, 5)										5	1	1	2	0	0	2						
Wally Joyner, L OBP: 0.368, SLG: 0.351 (1, 3)										4	1	1	1	1	0	1						
Eric Owens, R OBP: 0.352, SLG: 0.432 Trevor Hoffman, R OBP: 0.500, SLG: 1.000 (8, 1)										4	2	2	0	0	0	0						
Ben Davis, S OBP: 0.345, SLG: 0.437 (1, 2)										4	0	0	0	1	1	2						
Chris Gomez, R OBP: 0.317, SLG: 0.279 (1, 6)										3	1	1	2	0	0	0						
Andy Ashby, R OBP: 0.167, SLG: 0.150 Ruben Rivera, R OBP: 0.301, SLG: 0.473 (8, 8)										2	0	1	0	0	0	0						
										1	1	1	0	0	0	0						
<b>Inning Stats</b>	R: 1 E: 0 K: 0 S: 11	H: 0 LOB: 1 BB: 2 P: 19	R: 1 E: 0 K: 0 S: 9	H: 2 LOB: 3 BB: 2 P: 19	R: 0 E: 0 K: 1 S: 8	H: 0 LOB: 0 BB: 0 P: 12	R: 0 E: 0 K: 1 S: 9	H: 0 LOB: 0 BB: 0 P: 12	R: 2 E: 0 K: 0 S: 7	H: 3 LOB: 1 BB: 0 P: 11	R: 1 E: 0 K: 1 S: 11	H: 2 LOB: 1 BB: 0 P: 14	R: 0 E: 0 K: 0 S: 8	H: 0 LOB: 0 BB: 0 P: 12	R: 0 E: 0 K: 0 S: 10	H: 0 LOB: 0 BB: 0 P: 14	R: 5 E: 2 K: 0 S: 13	H: 3 LOB: 1 BB: 1 P: 22	1B: 7 2B: 3 3B: 0 HR: 0	SF: 1 SAC: 1 DP: 0 HBP: 0	WP: 0 PB: 0 SB: 5 CS: 0	PA: 43
<b>PITCHER</b>	IP WLS BF H R ER SO BB IBB HBP BLK WP HR S P ERA WHIP																					
Larry Luebbers, R ERA: 5.24 (1, 1)	5.0 L 23 5 4 4 1 4 0 0 0 0 0 0 44 73 7.20 1.800																					
Juan Acevedo, R ERA: 6.23 (6, 1)	2.0 8 2 1 1 1 0 0 0 0 0 0 0 19 26 4.50 1.000																					
Mike Mohler, L ERA: 4.89 (8, 1)	1.0 3 0 0 0 0 0 0 0 0 0 0 0 10 14 0.00 0.000																					
Manny Aybar, R ERA: 3.98 (9, 1)	1.0 9 3 5 1 0 0 1 0 0 0 0 0 13 22 9.00 3.000																					

Batter	1	2	3	4	5	6	7	8	9	AB	R	H	RBI	BB	SO	LOB	BOTTOM					
J.D. Drew, L OBP: 0.346, SLG: 0.487 (1, 8)										4	0	0	0	0	1	1	<b>San Diego Padres @ St. Louis Cardinals</b> Busch Stadium, St. Louis, MO Thu Aug 05 1999, 7:10 PM CDT Att: 45,106 - Unknown - 87 F					
Willie McGee, S OBP: 0.298, SLG: 0.285 (1, 9)										4	0	0	0	0	1							
Mark McGwire, R OBP: 0.424, SLG: 0.698 (1, 3)										4	2	2	2	0	0							
Ray Lankford, L OBP: 0.369, SLG: 0.529 (1, 7)										4	1	3	0	0	0							
Fernando Tatis, R OBP: 0.401, SLG: 0.553 (1, 5)										3	0	1	0	1	1							
Edgar Renteria, R OBP: 0.325, SLG: 0.390 (1, 6)										4	0	0	1	0	1	3						
Craig Paquette, R OBP: 0.333, SLG: 0.667 (1, 4)										4	0	0	0	0	1	1						
Eli Marrero, R OBP: 0.247, SLG: 0.320 (1, 2)										3	0	0	0	1	0	0						
Larry Luebbers, R David Howard, S Juan Nieves, R Placido Polanco, R Mike Mohler, R Manny Aybar, R (1, 1) (5, 1) (8, 1) (7, 1) (8, 1) (9, 1)										1	0	0	0	0	0	2						
										0	0	0	0	1	0	0						
										0	0	0	0	0	0	0						
										0	0	0	0	0	0	0						
										0	0	0	0	0	0	0						
										0	0	0	0	0	0	0						
										0	0	0	0	0	0	0						
<b>Inning Stats</b>	R: 0 E: 0 K: 1 S: 8	H: 0 LOB: 0 BB: 0 P: 15	R: 1 E: 0 K: 0 S: 8	H: 2 LOB: 2 BB: 1 P: 15	R: 1 E: 0 K: 0 S: 9	H: 1 LOB: 0 BB: 0 P: 12	R: 0 E: 0 K: 2 S: 11	H: 0 LOB: 0 BB: 0 P: 15	R: 0 E: 0 K: 0 S: 8	H: 1 LOB: 1 BB: 1 P: 16	R: 0 E: 0 K: 0 S: 7	H: 1 LOB: 1 BB: 1 P: 17	R: 0 E: 0 K: 0 S: 8	H: 0 LOB: 0 BB: 0 P: 9	R: 1 E: 0 K: 1 S: 10	H: 2 LOB: 1 BB: 0 P: 16	R: 0 E: 0 K: 0 S: 8	H: 0 LOB: 0 BB: 0 P: 13	1B: 3 2B: 1 3B: 0 HR: 2	SF: 0 SAC: 0 DP: 1 HBP: 0	WP: 0 PB: 0 SB: 1 CS: 0	PA: 35
<b>PITCHER</b>	IP WLS BF H R ER SO BB IBB HBP BLK WP HR S P ERA WHIP																					
Andy Ashby, R ERA: 3.47 (1, 1)	7.2 W 30 5 3 3 3 2 1 0 0 0 0 2 65 109 3.52 0.913																					
Trevor Hoffman, R ERA: 2.89 (8, 1)	1.1 S 5 1 0 0 1 0 0 0 0 0 0 0 12 19 0.00 0.750																					

AB 36  
R 10  
H 10  
RBI 9  
BB 5  
SO 2  
LOB 14



AB 32  
R 3  
H 6  
RBI 3  
BB 3  
SO 4  
LOB 9





Batter	1	2	3	4	5	6	7	8	9	AB	R	H	RBI	BB	SO	LOB	TOP					
Quilvio Veras, S OBP: 0.366, SLG: 0.367 Carlos Reyes, S (9, 1)	1-1 1B 2B	2-1 1B 2B	2-2 L5			1-0 E WP E 1B		4-2 1B BB	1-2 G6-3	5	4	3	0	1	0	2						
Tony Gwynn, L OBP: 0.380, SLG: 0.452 Ruben Rivera, R OBP: 0.301, SLG: 0.473	1-2 2B 1B	0-0 G5-4-3 E 1B		3-1 G4-3		2-2 E9 E 1B		2-2 1B S 1B		5	1	4	0	0	0	0						
Reggie Sanders, R OBP: 0.398, SLG: 0.561	1-1 P6	0-1 E5 G5-4-3		1-2 HR 2B		0-2 F9		3-2 S 1B		5	1	2	1	0	0	4						
Phil Nevin, R OBP: 0.339, SLG: 0.561	1-2 E FC5-4 2B	1-0 G5-4-3		1-1 HR		2-3 K		1-3 K		5	2	2	4	0	2	4						
Wally Joyner, L OBP: 0.369, SLG: 0.349	4-0 FC5-4 BB	3-2 G2-3		3-2 G6-3 1B		1-2 G3		0-3 K		4	0	1	0	1	1	4						
Eric Owens, R OBP: 0.353, SLG: 0.432	0-0 FC5-4 E 1B		0-0 G4-3 S 1B	1-0 G6-3		2-2 G6-3		1-2 2B 1B		5	2	2	1	0	0	2						
Ben Davis, S OBP: 0.347, SLG: 0.443	0-0 E7 1B 1B		1-0 G4-3		1-2 L9		0-3 K	2-2 BLK SF8 2B		5	1	2	1	0	1	1						
Damian Jackson, R OBP: 0.327, SLG: 0.385	1-2 1B		4-1 S BB		2-3 K		1-0 F8	2-3 K		4	0	1	1	1	2	1						
Sterling Hitchcock, L Will Cunnane, R John Vander Wal, L Dan Miceli, R Dave Magadan, L Ed Giovannola, L	0-3 K		1-1 P6		0-1 G3-1		1-0 G3-1	3-1 SF8		3	0	0	0	0	0	1	4					
<b>Inning Stats</b>	R: 4 E: 2 K: 1 S: 19	H: 5 LOB: 2 BB: 1 P: 28	R: 1 E: 1 K: 0 S: 10	H: 2 LOB: 1 BB: 0 P: 16	R: 0 E: 0 K: 0 S: 9	H: 1 LOB: 2 BB: 1 P: 16	R: 2 E: 0 K: 0 S: 10	H: 3 LOB: 0 BB: 0 P: 17	R: 0 E: 0 K: 1 S: 16	H: 0 LOB: 0 BB: 0 P: 11	R: 1 E: 2 K: 1 S: 16	H: 2 LOB: 1 BB: 0 P: 22	R: 0 E: 0 K: 1 S: 8	H: 0 LOB: 0 BB: 0 P: 11	R: 2 E: 0 K: 2 S: 18	H: 2 LOB: 2 BB: 1 P: 28	R: 2 E: 0 K: 1 S: 17	H: 2 LOB: 0 BB: 0 P: 25	1B: 12 2B: 4 3B: 0 HR: 1	SF: 1 SAC: 0 DP: 2 HBP: 0	WP: 1 PB: 0 SB: 4 CS: 0	PA: 46
<b>PITCHER</b>	IP WLS BF H R ER SO BB IBB HBP BLK WP HR S P ERA WHIP	IP WLS BF H R ER SO BB IBB HBP BLK WP HR S P ERA WHIP																				
Dan Smith, R ERA: 5.96	(1, 1) 0.2 L 8 5 4 4 0 1 0 0 0 0 0 15 24 54.00 9.000																					
J.D. Smart, R ERA: 5.02	(1, 1) 3.1 16 6 3 3 1 1 0 0 0 0 0 1 33 53 8.10 2.100																					
Bobby Ayala, R ERA: 3.05	(5, 1) 3.0 11 2 1 0 3 1 0 0 0 0 1 0 32 44 0.00 0.667																					
Guillermo Mota, R ERA: 2.37	(8, 1) 1.2 10 4 4 4 3 1 0 0 1 0 0 32 49 21.60 3.000																					
Anthony Telford, R ERA: 3.57	(9, 1) 0.1 1 0 0 0 0 0 0 0 0 0 0 0 3 4 0.00 0.000																					

San Diego Padres @ Montreal Expos  
Olympic Stadium, Montreal, QB  
Fri Aug 06 1999, 7:05 PM EDT  
Att: 13,540 - Dome - 72 F

livebaseballscores.com

AB 42  
R 12  
H 17  
RBI 9  
BB 3  
SO 7  
LOB 22



Batter	1	2	3	4	5	6	7	8	9	AB	R	H	RBI	BB	SO	LOB	BOTTOM					
Manny Martinez, R OBP: 0.293, SLG: 0.372 Guillermo Mota, R OBP: 1.000, SLG: 4.000 Anthony Telford, R (9, 1)	2-2 F7		0-2 L6			3-3 K	3-3 K		0-0 1-1 2H 3B	4	0	0	0	0	2	0						
Wilton Guerrero, S OBP: 0.318, SLG: 0.392									1-1 G6-3	5	1	1	0	0	0	1						
Michael Barrett, R OBP: 0.330, SLG: 0.399	0-1 SF8 3B		1-0 F7			1-1 G5-3		2-2 F7	1-1 G6-3	3	0	0	1	0	1	0						
Rondell White, R OBP: 0.351, SLG: 0.486	0-0 SF8			1-2 E5 G5-4-3		2-3 K		1-1 G5-3		3	0	0	1	0	1	0						
Vladimir Guerrero, R OBP: 0.362, SLG: 0.543	0-1 HR			2-1 G5-4-3				2-2 P4		4	2	2	1	0	0	1						
Chris Widger, R OBP: 0.330, SLG: 0.492	2-3 K			2-1 HR				3-1 2B HR 1B	1-1 G1-3	4	2	2	1	0	1	0						
Brad Fullmer, L OBP: 0.306, SLG: 0.484 Bobby Ayala, R (5, 1)		2-2 E4		0-0 P5				0-1 HR 2B	1-1 FC1-6 BB 1B	2	0	0	0	0	0	0						
James Mouton, R OBP: 0.387, SLG: 0.409 (7, PH)								1-3 2H HR	4-2 FC1-6 BB	2	2	2	1	0	0	0						
Orlando Cabrera, R OBP: 0.292, SLG: 0.396		3-1 F8			2-3 K			2H 3H HR	1-2 FC1-6 BB	3	1	1	3	1	1	1						
Mike Mordecai, R OBP: 0.322, SLG: 0.400 Orlando Merced, S OBP: 0.351, SLG: 0.504		1-1 G6-4-3			0-1 F8			2-0 FC1-6 E 3B	2-3 E4 3B	3	0	0	0	0	0	1						
Dan Smith, R OBP: 0.176, SLG: 0.125 J.D. Smart, R (1, 1)				3-2 G4-3		2-3 K		2-2 G6-3		0	0	0	0	0	0	0						
Shane Andrews, R OBP: 0.298, SLG: 0.320									1-2 3B	3	1	0	0	0	1	1						
<b>Inning Stats</b>	R: 2 E: 0 K: 1 S: 12	H: 2 LOB: 0 BB: 0 P: 16	R: 0 E: 1 K: 0 S: 8	H: 0 LOB: 0 BB: 0 P: 14	R: 0 E: 0 K: 0 S: 8	H: 0 LOB: 0 BB: 0 P: 12	R: 1 E: 1 K: 0 S: 8	H: 1 LOB: 0 BB: 0 P: 13	R: 0 E: 0 K: 2 S: 8	H: 0 LOB: 0 BB: 0 P: 12	R: 0 E: 0 K: 2 S: 11	H: 0 LOB: 0 BB: 0 P: 17	R: 4 E: 0 K: 1 S: 17	H: 4 LOB: 0 BB: 0 P: 31	R: 0 E: 0 K: 0 S: 8	H: 0 LOB: 0 BB: 0 P: 13	R: 3 E: 1 K: 0 S: 13	H: 2 LOB: 1 BB: 1 P: 22	1B: 3 2B: 1 3B: 2 HR: 3	SF: 1 SAC: 0 DP: 2 HBP: 0	WP: 0 PB: 0 SB: 0 CS: 0	PA: 38
<b>PITCHER</b>	IP WLS BF H R ER SO BB IBB HBP BLK WP HR S P ERA WHIP	IP WLS BF H R ER SO BB IBB HBP BLK WP HR S P ERA WHIP																				
Sterling Hitchcock, L ERA: 4.18	(1, 1) 6.0 W 24 6 6 6 5 0 0 0 0 0 0 1 12 23 9.00 1.000																					
Will Cunnane, R ERA: 4.24	(7, 1) 1.0 H 4 1 1 1 1 0 0 0 0 0 0 0 8 13 0.00 0.000																					
Dan Miceli, R ERA: 4.56	(8, 1) 0.2 5 1 3 0 0 1 0 0 0 0 0 0 10 18 0.00 0.000																					
Carlos Reyes, R ERA: 2.86	(9, 1) 0.1 S 2 1 0 0 0 0 0 0 0 0 0 3 4 0.00 3.000																					

San Diego Padres @ Montreal Expos  
Olympic Stadium, Montreal, QB  
Fri Aug 06 1999, 7:05 PM EDT  
Att: 13,540 - Dome - 72 F

livebaseballscores.com

AB 36  
R 10  
H 9  
RBI 9  
BB 1  
SO 6  
LOB 7





Batter	1	2	3	4	5	6	7	8	9	AB	R	H	RBI	BB	SO	LOB	TOP								
Quilvio Veras, S OBP: 0.370, SLG: 0.367 (1, 4)										2	1	1	0	2	0	0	<b>San Diego Padres @ Montreal Expos</b> Olympic Stadium, Montreal, QB Sat Aug 07 1999, 7:05 PM EDT Att: 25,104 - Dome - 72 F								
Tony Gwynn, L OBP: 0.375, SLG: 0.444 (1, 9)										4	0	0	0	0	0	3									
Reggie Sanders, R OBP: 0.396, SLG: 0.557 (1, 8)										4	0	1	1	0	1	1									
John Vander Wal, L OBP: 0.366, SLG: 0.454 Ruben Rivera, R OBP: 0.300, SLG: 0.471 (8, PH)										3	0	0	0	0	0	1									
Wally Joyner, L OBP: 0.368, SLG: 0.346 Phil Nevin, R OBP: 0.338, SLG: 0.558 (8, PH)										2	0	0	0	1	1	0									
Dave Magadan, L OBP: 0.361, SLG: 0.351 (8, 3)										2	0	0	0	2	1	0									
Ben Davis, S OBP: 0.344, SLG: 0.438 (1, 2)										4	0	1	0	0	1	4									
Chris Gomez, R OBP: 0.322, SLG: 0.280 Damian Jackson, R OBP: 0.307, SLG: 0.385 (9, PR)										3	0	1	0	1	0	0									
Woody Williams, R OBP: 0.188, SLG: 0.196 Carlos Baerga, S OBP: 0.254, SLG: 0.271 Donne Wall, R OBP: 0.352, SLG: 0.430 (7, PH)										2	0	0	0	0	1	2									
<b>Inning Stats</b>	R: 0 E: 0 K: 0 S: 4	H: 1 LOB: 0 BB: 0 P: 7	R: 0 E: 0 K: 2 S: 9	H: 0 LOB: 1 BB: 1 P: 19	R: 0 E: 0 K: 1 S: 9	H: 0 LOB: 0 BB: 0 P: 14	R: 0 E: 0 K: 0 S: 7	H: 0 LOB: 0 BB: 0 P: 12	R: 0 E: 0 K: 0 S: 15	H: 2 LOB: 2 BB: 0 P: 20	R: 1 E: 0 K: 0 S: 14	H: 1 LOB: 3 BB: 3 P: 31	R: 0 E: 0 K: 0 S: 7	H: 0 LOB: 1 BB: 1 P: 14	R: 0 E: 0 K: 1 S: 5	H: 0 LOB: 0 BB: 0 P: 8		R: 0 E: 0 K: 1 S: 8	H: 0 LOB: 2 BB: 1 P: 14	1B: 4 2B: 3 3B: 0 HR: 0	SF: 0 SAC: 0 DP: 1 HBP: 0	WP: 0 PB: 0 SB: 2 CS: 0	PA: 36		
<b>PITCHER</b>	IP	WLS	BF	H	R	ER	SO	BB	IBB	HBP	BLK	WP	HR	S	P	ERA	WHIP								
Dustin Hermanson, R ERA: 5.08 Anthony Telford, R ERA: 3.52 Steve Kline, L ERA: 3.78 Ugueth Urbina, R ERA: 3.86	5.2	W	23	4	1	1	3	3	0	0	0	0	0	55	95	1.59	1.235								

Batter	1	2	3	4	5	6	7	8	9	AB	R	H	RBI	BB	SO	LOB	BOTTOM								
Orlando Cabrera, R OBP: 0.292, SLG: 0.403 (1, 6)										4	1	1	2	0	1	3	<b>San Diego Padres @ Montreal Expos</b> Olympic Stadium, Montreal, QB Sat Aug 07 1999, 7:05 PM EDT Att: 25,104 - Dome - 72 F								
Orlando Merced, S OBP: 0.358, SLG: 0.492 Manny Martinez, R OBP: 0.293, SLG: 0.372 (8, 8)										3	1	0	0	1	1	0									
Jose Vidro, S OBP: 0.351, SLG: 0.502 Mike Mordecai, R OBP: 0.322, SLG: 0.400 (1, 4)										3	0	1	0	1	0	0									
Vladimir Guerrero, R OBP: 0.364, SLG: 0.547 (1, 9)										4	0	2	1	0	0	1									
Brad Fullmer, L OBP: 0.305, SLG: 0.479 (1, 3)										4	0	1	0	0	1	3									
Rondell White, R OBP: 0.347, SLG: 0.480 (8, 7)										4	0	0	0	0	2	3									
Michael Barrett, R OBP: 0.339, SLG: 0.412 (1, 2)										3	1	3	0	1	0	0									
Shane Andrews, R OBP: 0.293, SLG: 0.313 (1, 5)										4	0	0	0	0	1	5									
Dustin Hermanson, R OBP: 0.119, SLG: 0.051 Anthony Telford, R Steve Kline, S Ugueth Urbina, R										1	0	0	0	0	1	1									
<b>Inning Stats</b>	R: 1 E: 0 K: 0 S: 6	H: 1 LOB: 2 BB: 2 P: 15	R: 0 E: 1 K: 1 S: 9	H: 0 LOB: 1 BB: 1 P: 18	R: 0 E: 0 K: 1 S: 17	H: 2 LOB: 0 BB: 0 P: 24	R: 2 E: 0 K: 1 S: 11	H: 2 LOB: 0 BB: 0 P: 19	R: 0 E: 0 K: 1 S: 11	H: 1 LOB: 1 BB: 0 P: 16	R: 0 E: 0 K: 1 S: 8	H: 1 LOB: 1 BB: 0 P: 13	R: 0 E: 0 K: 0 S: 9	H: 0 LOB: 0 BB: 0 P: 16	R: 0 E: 0 K: 2 S: 11	H: 1 LOB: 1 BB: 0 P: 17		1B: 4 2B: 3 3B: 1 HR: 1	SF: 0 SAC: 2 DP: 1 HBP: 0	WP: 0 PB: 0 SB: 1 CS: 0	PA: 35				
<b>PITCHER</b>	IP	WLS	BF	H	R	ER	SO	BB	IBB	HBP	BLK	WP	HR	S	P	ERA	WHIP								
Woody Williams, R ERA: 4.65 Donne Wall, R ERA: 3.25	6.0	L	28	7	3	3	5	3	0	0	0	0	0	20	33	0.00	0.500								





Batter	1	2	3	4	5	6	7	8	9	AB	R	H	RBI	BB	SO	LOB	TOP					
<b>Eric Owens, R</b> OBP: 0.350, SLG: 0.425 (1, 7)	G5-3		G1-6-3				G5-3		F7	4	0	0	0	1	0	2	<b>San Diego Padres @ Montreal Expos</b> Olympic Stadium, Montreal, QB Sun Aug 08 1999, 1:35 PM EDT Att. 9,925 - Dome - 72 F					
<b>Carlos Baerga, S</b> OBP: 0.265, SLG: 0.270 (8, 5)	K		1B			FC4-6			K	4	0	1	0	1	2	3						
<b>Reggie Sanders, R</b> OBP: 0.395, SLG: 0.557 (1, 9)	2B		G4-3			P4			L3	4	0	1	0	0	0	4						
<b>Phil Nevin, R</b> OBP: 0.341, SLG: 0.562 (8, PR)	K				P4				CS	4	1	2	0	0	1	1						
<b>Damian Jackson, R</b> OBP: 0.327, SLG: 0.385 (8, 4)						1B			1B	0	0	0	0	0	0	0						
<b>Wally Joyner, L</b> OBP: 0.370, SLG: 0.343 (1, 3)		G4-1				F8			K	2	0	0	0	2	1	2						
<b>Ruben Rivera, R</b> OBP: 0.303, SLG: 0.469 (1, 8)	P4					S				3	1	1	0	1	1	2						
<b>Ben Davis, S</b> OBP: 0.335, SLG: 0.429 (1, 2)	G4-1				G4-3				G4-3	3	0	0	1	0	0	4						
<b>Chris Gomez, R</b> OBP: 0.316, SLG: 0.274 (9, PH)	G4-3				P3					3	0	0	0	0	0	1						
<b>Dave Magadan, L</b> OBP: 0.354, SLG: 0.354 (9, PH)					G4-3				1B	1	0	1	0	0	0	0						
<b>Brian Boehringer, S</b> OBP: 0.176, SLG: 0.057 (7, PH)					G1-6-3					1	0	1	0	1	0	0						
<b>John Vander Wal, L</b> OBP: 0.364, SLG: 0.452 (7, 1)						FC4-6			K	0	0	0	0	0	0	0						
<b>Carlos Reyes, S</b> OBP: 0.321, SLG: 0.395 (8, 1)										0	0	0	0	0	0	0						
<b>Dan Miceli, L</b> OBP: 0.373, SLG: 0.443 (9, PH)					1B					1	0	0	0	0	1	1						
<b>Inning Stats</b>	R: 0 E: 0 K: 2 S: 12	H: 1 LOB: 1 BB: 0 P: 18	R: 0 E: 0 K: 0 S: 7	H: 0 LOB: 1 BB: 1 P: 13	R: 0 E: 0 K: 0 S: 17	H: 2 LOB: 1 BB: 0 P: 19	R: 0 E: 0 K: 1 S: 7	H: 0 LOB: 1 BB: 1 P: 14	R: 0 E: 0 K: 0 S: 8	H: 0 LOB: 2 BB: 2 P: 18	R: 2 E: 0 K: 0 S: 20	H: 2 LOB: 0 BB: 0 P: 31	R: 0 E: 0 K: 1 S: 7	H: 0 LOB: 1 BB: 1 P: 14	R: 0 E: 0 K: 1 S: 7	H: 1 LOB: 1 BB: 1 P: 15	R: 0 E: 0 K: 2 S: 10	H: 1 LOB: 1 BB: 0 P: 14	1B: 5 2B: 2 3B: 0 HR: 0	SF: 1 SAC: 0 DP: 1 HBP: 0	WP: 0 PB: 0 SB: 3 CS: 1	PA: 38
<b>PITCHER</b>	IP WLS BF H R ER SO BB IBB HBP BLK WP HR S P ERA WHIP																					
<b>Javier Vazquez, R</b> ERA: 5.23 (1, 1)	6.0	26	5	2	1	3	4	0	0	0	0	0	0	0	71	113	1.50	1.500				
<b>Bobby Ayala, R</b> ERA: 3.0 (7, 1)	1.0	5	1	0	0	1	1	0	0	0	0	0	0	10	18	0.00	2.000					
<b>Steve Kline, L</b> ERA: 3.7 (8, 1)	1.0	W	3	0	0	1	0	1	0	0	0	0	0	4	11	0.00	0.000					
<b>Ugueth Urbina, R</b> ERA: 3.78 (9, 1)	1.0	S	4	1	0	2	0	0	0	0	0	0	0	10	14	0.00	1.000					

Batter	1	2	3	4	5	6	7	8	9	AB	R	H	RBI	BB	SO	LOB	BOTTOM			
<b>James Mouton, R</b> OBP: 0.378, SLG: 0.398 (8, 7)	S				F8				G5-3	5	0	1	0	0	1	4	<b>San Diego Padres @ Montreal Expos</b> Olympic Stadium, Montreal, QB Sun Aug 08 1999, 1:35 PM EDT Att. 9,925 - Dome - 72 F			
<b>Orlando Merced, S</b> OBP: 0.355, SLG: 0.485 (1, 7)	F7									4	0	1	0	0	0	1				
<b>Manny Martinez, R</b> OBP: 0.293, SLG: 0.372 (8, 8)	1-2									0	0	0	0	0	0	0				
<b>Jose Vidro, S</b> OBP: 0.349, SLG: 0.498 (1, 4)	F8									4	0	1	0	0	0	2				
<b>Vladimir Guerrero, R</b> OBP: 0.363, SLG: 0.547 (1, 9)	K									4	0	1	0	0	1	2				
<b>Brad Fullmer, L</b> OBP: 0.304, SLG: 0.474 (1, 3)		F8							P5	4	0	1	0	0	0	2				
<b>Chris Widger, R</b> OBP: 0.332, SLG: 0.504 (1, 2)		1B								4	2	2	1	0	0	4				
<b>Shane Andrews, R</b> OBP: 0.292, SLG: 0.327 (1, 5)	P6									4	1	1	1	0	0	1				
<b>Orlando Cabrera, R</b> OBP: 0.293, SLG: 0.403 (1, 6)	1B									2	1	1	0	0	0	0				
<b>Mike Mordecai, R</b> OBP: 0.325, SLG: 0.401 (5, 6)	E									2	0	1	0	0	0	0				
<b>Javier Vazquez, R</b> ERA: 3.28 (1, 1)	6.0	28	10	2	1	2	1	0	0	0	0	0	0	0	0	0				
<b>Rondell White, R</b> ERA: 3.28 (5, PH)	1.1	L	6	2	2	2	0	0	0	0	2	17	26	13.50	1.500					
<b>Carlos Reyes, R</b> ERA: 3.1 (7, 1)	1.1		2	2	2	0	0	0	0	0	2	17	26	13.50	1.500					
<b>Steve Kline, S</b> OBP: 0.321, SLG: 0.395 (8, PH)	0.2	3	1	0	0	0	0	0	0	0	0	8	12	0.00	1.500					
<b>Wilton Guerrero, S</b> OBP: 0.321, SLG: 0.395 (8, PH)																				
<b>Ugueth Urbina, R</b> ERA: 4.5 (9, 1)																				
<b>Inning Stats</b>	R: 0 E: 0 K: 1 S: 9	H: 1 LOB: 1 BB: 0 P: 13	R: 2 E: 1 K: 0 S: 12	H: 3 LOB: 1 BB: 0 P: 16	R: 0 E: 0 K: 0 S: 7	H: 2 LOB: 2 BB: 0 P: 7	R: 0 E: 0 K: 0 S: 7	H: 1 LOB: 1 BB: 0 P: 8	R: 0 E: 0 K: 1 S: 10	H: 2 LOB: 2 BB: 0 P: 13	R: 0 E: 0 K: 1 S: 7	H: 1 LOB: 1 BB: 1 P: 13	R: 0 E: 0 K: 0 S: 11	H: 0 LOB: 0 BB: 0 P: 15	R: 2 E: 0 K: 0 S: 14	H: 3 LOB: 1 BB: 0 P: 23	1B: 10 2B: 1 3B: 0 HR: 2	SF: 0 SAC: 0 DP: 0 HBP: 0	WP: 0 PB: 1 SB: 1 CS: 0	PA: 37
<b>PITCHER</b>	IP WLS BF H R ER SO BB IBB HBP BLK WP HR S P ERA WHIP																			
<b>Brian Boehringer, R</b> ERA: 3.28 (1, 1)	6.0	28	10	2	1	2	1	0	0	0	0	0	0	0	0	0				
<b>Carlos Reyes, R</b> ERA: 3.1 (7, 1)	1.1	L	6	2	2	2	0	0	0	0	2	17	26	13.50	1.500					
<b>Dan Miceli, R</b> ERA: 4.5 (8, 1)	0.2	3	1	0	0	0	0	0	0	0	0	8	12	0.00	1.500					





Batter	1	2	3	4	5	6	7	8	9	AB	R	H	RBI	BB	SO	LOB	TOP											
<b>Ruben Rivera, R</b> OBP: 0.307, SLG: 0.468	0-1 CS 1B		0-3 K		0-0 G4-3		4-0 BB		2-2 G6-3 HBP	3	0	1	0	1	1	0	<b>San Diego Padres @ Montreal Expos</b> Olympic Stadium, Montreal, QB Mon Aug 09 1999, 7:05 PM EDT Att. 7,545 - Dome - 72 F											
<b>Tony Gwynn, L</b> OBP: 0.374, SLG: 0.439	1-0 F9		4-1 BB BB		0-1 1B		0-1 G4-3		1-2 G6-3 1-2	4	0	1	0	1	0	5												
<b>Reggie Sanders, R</b> OBP: 0.396, SLG: 0.555	3-2 1-2 1B		4-2 BB BB		0-2 P9				3-1 F9	3	0	1	0	1	0	1												
<b>Phil Nevin, R</b> OBP: 0.335, SLG: 0.551	1-0 F8		1-0 F7		0-0 P4				2-2 F7	4	0	0	0	0	0	4												
<b>Wally Joyner, L</b> OBP: 0.368, SLG: 0.341		2-0 E3 G3 1B	3-1 G3						1-2 F8 1B	4	0	1	0	0	0	2												
<b>Dave Magadan, L</b> OBP: 0.370, SLG: 0.358		3-1 G3 1B		4-1 G3 BB					0-2 1B	3	0	2	0	1	1	1												
<b>Carlos Baerga, S</b> OBP: 0.254, SLG: 0.258		0-0 G3		2-1 G3					0-0 G4-3	3	0	0	0	0	0	3												
<b>Damian Jackson, R</b> OBP: 0.324, SLG: 0.380		2-1 F7		3-2 F7					3-3 K	4	0	0	0	0	2	4												
<b>Matt Clement, R</b> OBP: 0.139, SLG: 0.088 <b>Carlos Almanzar, R</b> OBP: 0.351, SLG: 0.424 <b>Eric Owens, R</b> OBP: 0.367, SLG: 0.455	0-1 G4-3		2-2 G4-3		2-2 G4-3		2-2 G5-3		4-1 HBP BB	2	0	0	0	0	0	3												
<b>Inning Stats</b>	R: 0 E: 0 K: 0 S: 8	H: 2 LOB: 1 BB: 0 P: 13	R: 0 E: 1 K: 0 S: 8	H: 1 LOB: 2 BB: 0 P: 15	R: 0 E: 0 K: 1 S: 10	H: 0 LOB: 2 BB: 2 P: 22	R: 0 E: 0 K: 0 S: 9	H: 0 LOB: 1 BB: 1 P: 20	R: 0 E: 0 K: 0 S: 7	H: 1 LOB: 0 BB: 0 P: 7	R: 0 E: 0 K: 1 S: 12	H: 1 LOB: 1 BB: 1 P: 20	R: 0 E: 0 K: 1 S: 11	H: 1 LOB: 2 BB: 1 P: 22	1B: 7 2B: 3 3B: 0 HR: 0	SF: 0 SAC: 0 DP: 1 HBP: 1	WP: 0 PA: 38 PB: 0 SB: 0 CS: 1											
<b>PITCHER</b>	IP	WLS	BF	H	R	ER	SO	BB	IBB	HBP	BLK	WP	HR	S	P	ERA	WHIP											
<b>Jeremy Powell, R</b> ERA: 2.49	(1, 1)	8.0	W	33	6	0	0	3	4	0	0	0	0	0	71	124	0.00	1.250										
<b>Guillermo Mota, R</b> ERA: 2.35	(9, 1)	0.1		4	1	0	0	1	1	0	1	0	0	0	8	18	0.00	6.000										
<b>Anthony Telford, R</b> ERA: 3.48	(9, 1)	0.2		1	0	0	0	0	0	0	0	0	0	0	3	4	0.00	0.000										

AB	32
R	0
H	7
RBI	0
BB	5
SO	4
LOB	23



Batter	1	2	3	4	5	6	7	8	9	AB	R	H	RBI	BB	SO	LOB	BOTTOM											
<b>Jose Vidro, S</b> OBP: 0.347, SLG: 0.503	1-2 F9		1-2 G6-3	2-2 F7		0-0 HR		1-1 F9		5	1	1	4	0	0	3	<b>San Diego Padres @ Montreal Expos</b> Olympic Stadium, Montreal, QB Mon Aug 09 1999, 7:05 PM EDT Att. 7,545 - Dome - 72 F											
<b>Orlando Merced, S</b> OBP: 0.357, SLG: 0.478 <b>James Mouton, R</b> OBP: 0.378, SLG: 0.398	3-2 G1-3		2-2 F7		1-0 G6-3		4-2 G6-3 BB	1-0 WP 1B		4	0	1	0	1	0	0												
<b>Michael Barrett, R</b> OBP: 0.338, SLG: 0.410 <b>Shane Andrews, R</b> OBP: 0.291, SLG: 0.325	2-0 F8		2-2 P6	1-0 1B	0-1 G6-3		2-3 K		4	0	1	0	0	0	1	2												
<b>Vladimir Guerrero, R</b> OBP: 0.362, SLG: 0.546		1-1 G5-3		1-1 2B 2B	0-0 P4		2-0 G6-3		4	1	1	0	0	0	1	1												
<b>Brad Fullmer, L</b> OBP: 0.313, SLG: 0.500		3-1 HBP 1B		2-0 PB 2B 2B	1-0 G5-3		2-1 HR		4	2	3	2	0	0	1	1												
<b>Rondell White, R</b> OBP: 0.353, SLG: 0.478 <b>Manny Martinez, R</b> OBP: 0.293, SLG: 0.372		3-0 HBP		4-0 2B BB		4-0 1B HR BB	3-3 K		1	2	0	0	2	1	0	0												
<b>Chris Widger, R</b> OBP: 0.331, SLG: 0.500		1-3 K		1-3 K		0-0 1B HR 1B	1-3 K		4	1	1	0	0	3	4	4												
<b>Geoff Blum, S</b> OBP: 0.500, SLG: 0.750		1-3 K		1-0 1-H 3-H 2B		1-1 HR 1B	1-2 P4		4	1	2	2	0	1	2	2												
<b>Jeremy Powell, R</b> OBP: 0.154, SLG: 0.083 <b>Wilton Guerrero, S</b> OBP: 0.324, SLG: 0.398 <b>Guillermo Mota, R</b> OBP: 1.000, SLG: 4.000 <b>Anthony Telford, R</b>	1-1 L4		1-1 BB				0-1 WP 1B		2	0	0	0	1	1	3	3												
<b>Inning Stats</b>	R: 0 E: 0 K: 0 S: 8	H: 0 LOB: 0 BB: 0 P: 14	R: 0 E: 0 K: 2 S: 10	H: 1 LOB: 2 BB: 0 P: 19	R: 0 E: 0 K: 1 S: 17	H: 3 LOB: 2 BB: 2 P: 34	R: 0 E: 0 K: 0 S: 4	H: 1 LOB: 1 BB: 0 P: 7	R: 4 E: 0 K: 1 S: 11	H: 3 LOB: 0 BB: 2 P: 20	R: 1 E: 0 K: 2 S: 9	H: 1 LOB: 0 BB: 0 P: 17	R: 0 E: 0 K: 1 S: 11	H: 2 LOB: 3 BB: 0 P: 16	1B: 6 2B: 3 3B: 0 HR: 2	SF: 0 SAC: 0 DP: 1 HBP: 1	WP: 1 PA: 39 PB: 1 SB: 0 CS: 0											
<b>PITCHER</b>	IP	WLS	BF	H	R	ER	SO	BB	IBB	HBP	BLK	WP	HR	S	P	ERA	WHIP											
<b>Matt Clement, R</b> ERA: 4.99	(1, 1)	5.0	L	25	5	5	5	3	3	0	1	0	0	48	91	9.00	1.800											
<b>Carlos Almanzar, R</b> ERA: 6.14	(6, 1)	3.0		14	5	3	3	4	1	0	0	0	1	2	30	48	9.00	2.000										

AB	34
R	8
H	11
RBI	8
BB	4
SO	7
LOB	17





Batter	1	2	3	4	5	6	7	8	9	AB	R	H	RBI	BB	SO	LOB	TOP					
Eric Owens, R OBP: 0.350, SLG: 0.420 Wally Joyner, L OBP: 0.367, SLG: 0.339			G6-3	G5-3				F9		3	0	0	0	1	1	2						
Tony Gwynn, L OBP: 0.374, SLG: 0.443 Ed Giovanola, L OBP: 0.317, SLG: 0.255	G4-3		L3			FC3-6 BB				5	0	2	0	0	0	3						
Reggie Sanders, R OBP: 0.393, SLG: 0.548				G6-3	G6-3					4	0	0	0	1	2	2						
Phil Nevin, R OBP: 0.341, SLG: 0.547				FC6-4 BB	K			F9		3	0	1	0	2	1	2						
Ruben Rivera, R OBP: 0.302, SLG: 0.460	K			FC6-4 BB 1-2	F7			F9		5	1	0	0	0	2	6						
Carlos Baerga, S OBP: 0.293, SLG: 0.290										3	1	3	0	1	0	0						
Ben Davis, S OBP: 0.333, SLG: 0.430		F9				G3				4	1	1	2	0	1	4						
Chris Gomez, R OBP: 0.314, SLG: 0.268		G5-4-3				K		G4-3		3	0	0	0	1	1	2						
Andy Ashby, R OBP: 0.200, SLG: 0.209 Damian Jackson, R OBP: 0.323, SLG: 0.379 Donne Wall, R OBP: 0.317, SLG: 0.402			G6-3					K		3	0	2	1	0	0	0						
										1	0	0	0	0	1	0						
										0	0	0	0	0	0	0						
<b>Inning Stats</b>	R: 0 E: 0 K: 2 S: 16	H: 0 LOB: 2 BB: 2 P: 30	R: 0 E: 0 K: 0 S: 5	H: 1 LOB: 0 BB: 0 P: 11	R: 0 E: 0 K: 0 S: 6	H: 0 LOB: 0 BB: 0 P: 8	R: 3 E: 0 K: 0 S: 13	H: 2 LOB: 2 BB: 3 P: 29	R: 0 E: 0 K: 1 S: 7	H: 1 LOB: 1 BB: 0 P: 13	R: 0 E: 0 K: 1 S: 11	H: 2 LOB: 3 BB: 1 P: 22	R: 0 E: 0 K: 2 S: 11	H: 2 LOB: 2 BB: 0 P: 16	R: 0 E: 0 K: 1 S: 7	H: 0 LOB: 0 BB: 0 P: 12	R: 0 E: 0 K: 2 S: 9	H: 1 LOB: 1 BB: 0 P: 17	1B: 6 2B: 3 3B: 0 HR: 0	SF: 0 SAC: 0 DP: 1 HBP: 0	WP: 0 PB: 0 SB: 1 CS: 0	PA: 41
<b>PITCHER</b>	IP	WLS	BF	H	R	ER	SO	BB	IBB	HBP	BLK	WP	HR	S	P	ERA	WHIP					
Kenny Rogers, L ERA: 4.26	6.0		29	6	3	3	4	6	0	0	0	0	0	58	113	4.50	2.000					
Turk Wendell, R ERA: 2.74	1.0	W	5	2	0	0	2	0	0	0	0	0	0	11	16	0.00	2.000					
Dennis Cook, L ERA: 2.91	1.0	H	3	0	0	0	1	0	0	0	0	0	0	7	12	0.00	0.000					
Armando Benitez, R ERA: 2.18	1.0	S	4	1	0	0	2	0	0	0	0	0	0	9	17	0.00	1.000					

San Diego Padres @ New York Mets  
Shea Stadium, Flushing, NY  
Tue Aug 10 1999, 7:40 PM EDT  
Att: 32,101 - Overcast - 73 F

AB 35  
R 3  
H 9  
RBI 3  
BB 6  
SO 9  
LOB 21



Batter	1	2	3	4	5	6	7	8	9	AB	R	H	RBI	BB	SO	LOB	BOTTOM					
Rickey Henderson, R OBP: 0.447, SLG: 0.498 Dennis Cook, L OBP: 0.317, SLG: 0.402	P3					F9				4	1	2	0	0	0	1						
Edgardo Alfonzo, R OBP: 0.383, SLG: 0.500			G4-3							4	1	3	0	0	0	1						
John Olerud, L OBP: 0.439, SLG: 0.481	G6-4-3									3	1	2	3	1	0	1						
31 Mike Piazza, R OBP: 0.352, SLG: 0.545		G5-3		F9		P3		P4		4	0	0	0	0	0	4						
Robin Ventura, L OBP: 0.382, SLG: 0.558								G3		4	0	3	0	0	0	2						
Darryl Hamilton, L OBP: 0.377, SLG: 0.402						FC4-6 1B		F7		4	0	2	1	0	0	1						
Roger Cedeno, S OBP: 0.400, SLG: 0.407		G6-4-3								4	0	2	0	0	0	4						
Rey Ordenez, R OBP: 0.298, SLG: 0.309			G5-3			G6-4-3		K		4	0	0	0	0	1	3						
Kenny Rogers, L OBP: 0.222, SLG: 0.222 Turk Wendell, L OBP: 0.343, SLG: 0.467			G5-3					K1-3		2	1	1	0	0	0	0						
										0	0	0	0	0	0	0						
										2	0	0	0	0	2	1						
<b>Inning Stats</b>	R: 0 E: 0 K: 0 S: 7	H: 1 LOB: 0 BB: 0 P: 11	R: 0 E: 0 K: 0 S: 7	H: 2 LOB: 1 BB: 0 P: 14	R: 0 E: 0 K: 0 S: 9	H: 1 LOB: 1 BB: 0 P: 15	R: 1 E: 0 K: 0 S: 11	H: 2 LOB: 1 BB: 1 P: 22	R: 2 E: 0 K: 0 S: 10	H: 3 LOB: 1 BB: 0 P: 15	R: 0 E: 0 K: 0 S: 12	H: 2 LOB: 1 BB: 0 P: 18	R: 1 E: 0 K: 1 S: 16	H: 3 LOB: 2 BB: 0 P: 23	R: 0 E: 0 K: 2 S: 8	H: 1 LOB: 1 BB: 0 P: 10	R: 0 E: 0 K: 2 S: 9	H: 1 LOB: 1 BB: 0 P: 17	1B: 14 2B: 1 3B: 0 HR: 0	SF: 0 SAC: 0 DP: 4 HBP: 0	WP: 0 PB: 0 SB: 1 CS: 0	PA: 36
<b>PITCHER</b>	IP	WLS	BF	H	R	ER	SO	BB	IBB	HBP	BLK	WP	HR	S	P	ERA	WHIP					
Andy Ashby, R ERA: 3.48	7.0	L	32	14	4	4	1	1	0	0	0	0	0	8	10	0.00	1.000					
Donne Wall, R ERA: 3.2	1.0		4	1	0	0	2	0	0	0	0	0	0	8	10	0.00	1.000					

San Diego Padres @ New York Mets  
Shea Stadium, Flushing, NY  
Tue Aug 10 1999, 7:40 PM EDT  
Att: 32,101 - Overcast - 73 F

AB 35  
R 4  
H 15  
RBI 4  
BB 1  
SO 3  
LOB 18





Batter	1	2	3	4	5	6	7	8	9	AB	R	H	RBI	BB	SO	LOB	TOP										
<b>Damian Jackson, R</b> OBP: 0.324, SLG: 0.375 (1, 6)	G5-3 1B BB	K				F7			G5-3	3	1	0	0	1	1	0											
<b>Eric Owens, R</b> OBP: 0.347, SLG: 0.419 (1, 8) (5, 9)	G5-3	L5				FC5-2 1B HBP			K	5	1	1	0	0	2	1											
<b>Tony Gwynn, L</b> OBP: 0.316, SLG: 0.441 <b>Ruben Rivera, R</b> OBP: 0.301, SLG: 0.456 (5, 8)	BB SF7 1B				F7	FC5-2 1B SF8			K	3	2	1	1	0	0	2											
<b>John Vander Wal, L</b> OBP: 0.374, SLG: 0.463 (1, 7)	BB BB BB				G3-1 2B	3H 2-2 2B 1B			K	3	1	2	1	1	1	0											
<b>Wally Joyner, L</b> OBP: 0.369, SLG: 0.338 (1, 3)	BB BB				G3-1 2B	SF8			1B BB	1	0	0	1	2	0	1											
<b>Phil Nevin, R</b> OBP: 0.336, SLG: 0.549 (1, 5)	SF7				K	3H 2-2 2B			K	3	0	1	2	0	2	2											
<b>Carlos Baerga, S</b> OBP: 0.316, SLG: 0.296 <b>Ed Giovanola, L</b> OBP: 0.317, SLG: 0.255 (8, PR) (8, 4)	1-2 2-3 BB				G6-4-3 BB	G3-1			1B	2	0	1	0	2	0	1											
<b>Ben Davis, S</b> OBP: 0.325, SLG: 0.419 (1, 2)	K				G6-4-3	F8			F8	4	0	0	0	0	1	6											
<b>Sterling Hitchcock, L</b> OBP: 0.136, SLG: 0.076 <b>Will Cunnane, R</b> OBP: 0.377, SLG: 0.402 (7, 1) (7, 1) <b>Dave Magadan, L</b> OBP: 0.269, SLG: 0.336 <b>Dan Miceli, R</b> (8, 1)	K				K	B1-3			G3	2	0	0	0	0	2	0											
<b>Inning Stats</b>	R: 2 E: 0 K: 1 S: 20	H: 1 LOB: 3 BB: 4 P: 40	R: 0 E: 0 K: 2 S: 7	H: 0 LOB: 0 BB: 0 P: 11	R: 0 E: 0 K: 1 S: 14	H: 1 LOB: 1 BB: 0 P: 16	R: 0 E: 0 K: 3 S: 7	H: 0 LOB: 0 BB: 1 P: 12	R: 3 E: 0 K: 0 S: 17	H: 3 LOB: 1 BB: 0 P: 25	R: 0 E: 0 K: 3 S: 9	H: 0 LOB: 0 BB: 0 P: 15	R: 0 E: 0 K: 1 S: 12	H: 1 LOB: 2 BB: 1 P: 20	R: 0 E: 0 K: 1 S: 6	H: 0 LOB: 0 BB: 0 P: 7	1B: 3 2B: 3 3B: 0 HR: 0	SF: 2 SAC: 0 DP: 1 HBP: 1	WP: 0 PB: 0 SB: 1 CS: 0	PA: 39							
<b>PITCHER</b>	IP	WLS	BF	H	R	ER	SO	BB	IBB	HBP	BLK	WP	HR	S	P	ERA	WHIP										
<b>Octavio Dotel, R</b> ERA: 5.93 (1, 1)	4.1		22	4	5	5	5	5	0	1	0	0	0	59	95	10.38	2.077										
<b>Chuck McElroy, L</b> ERA: 5.99 (5, 1)	0.1		1	0	0	0	0	0	0	0	0	0	0	1	2	0.00	0.000										
<b>Pat Mahomes, R</b> ERA: 3.4 (8, 1)	2.1	W	8	1	0	0	3	0	0	0	0	0	0	20	31	0.00	0.429										
<b>Jeff Tam, R</b> ERA: 11.57 (8, 1)	2.0		8	1	0	0	2	1	0	0	0	0	0	18	27	0.00	1.000										

San Diego Padres @ New York Mets  
Shea Stadium, Flushing, NY  
Wed Aug 11 1999, 7:40 PM EDT  
Att: 34,232 - Cloudy - 81 F

AB 30  
R 5  
H 6  
RBI 5  
BB 6  
SO 10  
LOB 15



Batter	1	2	3	4	5	6	7	8	9	AB	R	H	RBI	BB	SO	LOB	BOTTOM										
<b>Rickey Henderson, R</b> OBP: 0.453, SLG: 0.498 <b>Darryl Hamilton, L</b> OBP: 0.377, SLG: 0.402 (1, 7) (8, 8)	BLK HR 1B		L1			2B BB	G5-3 BB		BB 1B BB	2	3	1	0	3	0	0											
<b>Edgardo Alfonzo, R</b> OBP: 0.385, SLG: 0.509 (1, 4)	HR		K			31 1B 2B	G5-3		31 1B BB	4	3	2	5	1	1	1											
<b>John Olerud, L</b> OBP: 0.439, SLG: 0.479 <b>Todd Pratt, R</b> OBP: 0.369, SLG: 0.389 (1, 3) (8, 2)	F8		K			G1-3			31 1B 1B	4	1	1	2	1	1	1											
<b>31 Mike Piazza, R</b> OBP: 0.355, SLG: 0.548 <b>Jeff Tam, R</b> (8, 1)	F7					1B 2B	F9		31 1B 1B	5	1	3	3	0	0	2											
<b>Robin Ventura, L</b> OBP: 0.382, SLG: 0.566 (1, 5)	2B					K	F8		HR L7	5	1	2	1	0	1	3											
<b>Benny Agbayani, R</b> OBP: 0.365, SLG: 0.517 <b>Roger Cedeno, S</b> OBP: 0.403, SLG: 0.409 (1, 9) (7, 9)	K					K	E		BB G5-3 1B	3	0	1	0	0	2	2											
<b>Shawon Dunston, R</b> OBP: 0.344, SLG: 0.465 (1, 8) (8, 7)	G6-3					1B	E8		G5-3 K	5	0	2	1	0	1	2											
<b>Rey Ordenez, R</b> OBP: 0.294, SLG: 0.304 (1, 6)	G5-3					K	K		G5-3 G6-4-3	5	0	0	0	0	2	6											
<b>Octavio Dotel, R</b> <b>Chuck McElroy, L</b> <b>Pat Mahomes, R</b> <b>Matt Franco, L</b> (7, PH) (8, 3)	G4-3					2B 1B	BB 1B		K 1B IBB	1	0	0	0	0	0	0											
<b>Inning Stats</b>	R: 2 E: 0 K: 1 S: 13	H: 3 LOB: 1 BB: 0 P: 23	R: 0 E: 0 K: 0 S: 4	H: 0 LOB: 0 BB: 0 P: 7	R: 0 E: 0 K: 2 S: 9	H: 0 LOB: 0 BB: 0 P: 17	R: 0 E: 0 K: 3 S: 12	H: 2 LOB: 2 BB: 0 P: 21	R: 4 E: 1 K: 1 S: 21	H: 5 LOB: 2 BB: 1 P: 37	R: 0 E: 0 K: 1 S: 10	H: 0 LOB: 2 BB: 2 P: 23	R: 6 E: 0 K: 0 S: 11	H: 4 LOB: 1 BB: 3 P: 32	R: 0 E: 0 K: 1 S: 10	H: 0 LOB: 0 BB: 1 P: 16	1B: 9 2B: 3 3B: 0 HR: 2	SF: 0 SAC: 0 DP: 1 HBP: 0	WP: 1 PB: 0 SB: 0 CS: 0	PA: 44							
<b>PITCHER</b>	IP	WLS	BF	H	R	ER	SO	BB	IBB	HBP	BLK	WP	HR	S	P	ERA	WHIP										
<b>Sterling Hitchcock, L</b> ERA: 4.4 (1, 1)	4.2	L	25	10	6	6	6	1	1	0	0	0	1	18	36	13.50	2.250										
<b>Will Cunnane, R</b> ERA: 4.74 (5, 1)	1.1		8	2	2	2	2	1	1	0	0	0	0	3	13	0.00	1.500										
<b>Carlos Almanzar, R</b> ERA: 6.6 (7, 1)	0.2		4	0	0	0	0	1	1	0	0	0	0	6	14	108.00	9.000										
<b>Carlos Reyes, R</b> ERA: 3.59 <b>Dan Miceli, R</b> ERA: 4.41 (8, 1)	1.0		3	0	0	0	1	1	0	0	0	0	0	10	16	0.00	1.000										

San Diego Padres @ New York Mets  
Shea Stadium, Flushing, NY  
Wed Aug 11 1999, 7:40 PM EDT  
Att: 34,232 - Cloudy - 81 F

AB 37  
R 12  
H 14  
RBI 12  
BB 7  
SO 9  
LOB 17

























Batter	1	2	3	4	5	6	7	8	9	AB	R	H	RBI	BB	SO	LOB	TOP			
Rickey Henderson, R OBP: 0.444, SLG: 0.502	1-1 G6-3		2-3 K						2-1 2B	4	0	1	0	0	1	0				
Edgardo Alfonzo, R OBP: 0.385, SLG: 0.519	2-2 F9			1-0 P3			1-1 G3-1 31 SF9 2B		1-2 G1-3	4	1	1	0	0	0	1				
John Olerud, L OBP: 0.440, SLG: 0.475	4-1 BB			1-0 G6-3			0-1 G3-1		3-3 K	3	0	0	0	1	1	2				
31 Mike Piazza, R OBP: 0.364, SLG: 0.577	1-1 F8			2-2 F9			0-0 SF9		2-0 G4-3	3	0	0	1	0	0	2				
Robin Ventura, L OBP: 0.378, SLG: 0.563		0-0 L3 1B			0-1 P4		1-2 G1-3			3	0	1	0	0	0	0				
Darryl Hamilton, L OBP: 0.384, SLG: 0.410		2-1 L3 1-2			1-2 L3 1B			4-2 G4-3 1B BB		2	1	1	0	1	0	1				
Matt Franco, L OBP: 0.364, SLG: 0.396		3-3 K			0-0 L3 1-2			2-2 G4-3		3	0	0	0	0	1	2				
Rey Ordenez, R OBP: 0.302, SLG: 0.310			1-1 G6-3			1-2 G6-3		1-0 G5-4-3 1B		3	0	1	1	0	0	0				
Al Leiter, L OBP: 0.140, SLG: 0.146			0-0 G6-3				3-3 K	0-1 G5-4-3 1-2		2	0	0	0	0	1	0				
Shawon Dunston, R OBP: 0.332, SLG: 0.444										1	0	0	0	0	0	1				
Billy Taylor, R OBP: 0.364, SLG: 0.577										0	0	0	0	0	0	0				
<b>Inning Stats</b>	R: 0 E: 0 K: 0 S: 9	H: 0 LOB: 1 BB: 1 P: 17	R: 0 E: 0 K: 1 S: 6	H: 1 LOB: 0 BB: 0 P: 11	R: 0 E: 0 K: 1 S: 6	H: 0 LOB: 0 BB: 0 P: 9	R: 0 E: 0 K: 0 S: 5	H: 0 LOB: 0 BB: 0 P: 9	R: 0 E: 0 K: 1 S: 9	H: 0 LOB: 0 BB: 0 P: 16	R: 1 E: 0 K: 0 S: 8	H: 1 LOB: 0 BB: 0 P: 10	R: 1 E: 0 K: 0 S: 11	H: 1 LOB: 0 BB: 1 P: 18	R: 0 E: 0 K: 1 S: 9	H: 1 LOB: 1 BB: 0 P: 17	1B: 3 2B: 4 3B: 0 HR: 0	SF: 1 SAC: 0 DP: 3 HBP: 0	WP: 0 PB: 0 CS: 0	PA: 31
<b>PITCHER</b>	IP	WLS	BF	H	R	ER	SO	BB	IBB	HBP	BLK	WP	HR	S	P	ERA	WHIP			
Woody Williams, R ERA: 4.92	(1, 1)	7.1	W	26	4	2	2	3	2	0	0	0	0	59	96	2.46	0.818			
Donnie Wall, R ERA: 2.98	(8, 1)	0.2	H	1	0	0	0	0	0	0	0	0	0	2	2	0.00	0.000			
Trevor Hoffman, R ERA: 2.6	(9, 1)	1.0	S	4	1	0	0	1	0	0	0	0	0	9	17	0.00	1.000			

New York Mets @ San Diego Padres  
Qualcomm Stadium, San Diego, CA

AB 28  
R 2  
H 5  
RBI 2  
BB 2  
SO 4  
LOB 9



WP: 0 PA: 31  
PB: 0  
CS: 0

Batter	1	2	3	4	5	6	7	8	9	AB	R	H	RBI	BB	SO	LOB	BOTTOM			
Damian Jackson, R OBP: 0.322, SLG: 0.368	0-0 F8		0-3 K		0-0 P5		0-1 S SH SF8 1B	1-3 K		5	1	1	0	0	2	6				
Eric Owens, R OBP: 0.336, SLG: 0.413	2-1 P3		1-1 G5-3		0-0 G4-3		1-1 SH SF8 S			3	0	0	0	0	0	5				
Tony Gwynn, L OBP: 0.380, SLG: 0.458	4-1 PB BB		0-0 G5-3		1-2 G6-4-3 1B		2-0 SF8			2	0	1	1	1	0	0				
Phil Nevin, R OBP: 0.364, SLG: 0.572	4-1 PB BB		2-3 K		1-1 G6-4-3		4-0 IBB			2	0	0	0	2	1	1				
Wiki Gonzalez, R OBP: 0.444, SLG: 0.625	2-0 G3		0-2 P3		1-0 G5-3		0-0 L6			4	0	0	0	0	0	4				
Wally Joyner, L OBP: 0.380, SLG: 0.326		4-2 BB BB			0-0 E 1B		2-2 G5-3			3	2	1	0	1	0	2				
Donnie Wall, R OBP: 0.300, SLG: 1.000										0	0	0	0	0	0	0				
Trevor Hoffman, R OBP: 0.300, SLG: 1.000										0	0	0	0	0	0	0				
Ruben Rivera, R OBP: 0.301, SLG: 0.449		4-0 BB BB		3-2 P4		2-3 K		2-3 K		3	0	0	0	1	2	1				
Chris Gomez, R OBP: 0.331, SLG: 0.292		4-2 G5-3 BB		2-0 E4 2B		4-1 K		2-3 K		2	0	1	0	2	1	0				
Woody Williams, R OBP: 0.208, SLG: 0.220				2-1 E4 1B		2-3 K		4-2 K		2	0	1	2	1	1	1				
Dave Magadan, L OBP: 0.368, SLG: 0.350		1-2 2-3 3H		1-3 2B						0	0	0	0	1	0	0				
<b>Inning Stats</b>	R: 0 E: 0 K: 0 S: 6	H: 0 LOB: 2 BB: 2 P: 18	R: 0 E: 0 K: 1 S: 10	H: 0 LOB: 4 BB: 4 P: 27	R: 0 E: 0 K: 1 S: 7	H: 0 LOB: 0 BB: 0 P: 9	R: 1 E: 1 K: 0 S: 10	H: 3 LOB: 2 BB: 0 P: 16	R: 0 E: 0 K: 2 S: 10	H: 0 LOB: 1 BB: 1 P: 20	R: 1 E: 0 K: 0 S: 9	H: 1 LOB: 2 BB: 1 P: 18	R: 0 E: 0 K: 3 S: 11	H: 0 LOB: 1 BB: 1 P: 20	R: 0 E: 0 K: 1 S: 9	H: 1 LOB: 1 BB: 0 P: 17	1B: 4 2B: 1 3B: 0 HR: 0	SF: 1 SAC: 1 DP: 2 HBP: 0	WP: 0 PB: 1 CS: 0	PA: 37
<b>PITCHER</b>	IP	WLS	BF	H	R	ER	SO	BB	IBB	HBP	BLK	WP	HR	S	P	ERA	WHIP			
Al Leiter, L ERA: 4.36	(1, 1)	7.0	L	33	5	3	3	4	7	1	0	0	0	58	117	3.86	1.714			
Billy Taylor, R ERA: 4.44	(8, 1)	1.0		4	0	0	0	3	1	0	0	0	0	11	20	0.00	1.000			

New York Mets @ San Diego Padres  
Qualcomm Stadium, San Diego, CA

AB 26  
R 3  
H 5  
RBI 3  
BB 9  
SO 7  
LOB 20



WP: 0 PA: 37  
PB: 1  
CS: 0







Batter	1	2	3	4	5	6	7	8	9	10	11	AB	R	H	RBI	BB	SO	LOB	TOP				
Eric Owens, R OBP: 0.336, SLG: 0.416 (1, 8)	1-2 F8 1B		0-2 G5-3		0-1 G6-3		3-2 G6-3		0-3 K			5	0	1	0	0	1	2					
Tony Gwynn, L OBP: 0.377, SLG: 0.459 Ruben Rivera, R OBP: 0.300, SLG: 0.446 (8, PR)	2-1 F7		1-0 G6-3		2-1 G4-3		0-2 BB 1B		0-3 K			4	0	1	0	0	0	2					
Reggie Sanders, R OBP: 0.393, SLG: 0.536 (1, 7)	2-1 1B		4-1 HR BB			0-2 FC3-6 1B		4-2 BB 1B			0-0 F9	3	1	2	0	2	0	0					
Phil Nevin, R OBP: 0.369, SLG: 0.571 (1, 5)	2-2 F8		2-2 HR BB			1-2 FC3-6		0-3 K			0-3 K	5	1	1	3	0	2	5					
Wiki Gonzalez, R OBP: 0.287, SLG: 0.357 (1, 2)	1-3 K2-3		1-1 G6-3			0-0 F9		0-0 G6-4-3			0-0 E4	5	0	0	0	0	1	5					
Wally Joyner, L OBP: 0.354, SLG: 0.317 Carlos Reyes, S (11, 1)		0-2 G6-3		1-1 G4-3							0-0 G3-1	5	0	0	0	0	1	2					
Damian Jackson, R OBP: 0.322, SLG: 0.365 (9, 6)		0-3 K		3-2 G4-6-3 1B				4-2 SH1-4 BB			2-2 P6	3	0	1	0	1	1	0					
Chris Gomez, R OBP: 0.320, SLG: 0.281 Dave Macadan, L OBP: 0.370, SLG: 0.362 (11, 3)		1-1 G6-3		0-0 G4-6-3				3-2 P9			0-1 L8	4	0	0	0	0	0	2					
Matt Clement, R OBP: 0.146, SLG: 0.079 Dan Miceli, R (8, 1)			4-1 G6-3 G5-3 HR BB		1-3 K			0-1 SH1-4			0-0 B2	1	1	0	0	1	1	0					
David Newhan, L OBP: 0.130, SLG: 0.174 Trevor Hoffman, R OBP: 0.500, SLG: 1.000 (9, 1)												0	0	0	0	0	0	0					
<b>Inning Stats</b>	R: 0 E: 0 K: 1 S: 17	H: 2 LOB: 2 BB: 0 P: 25	R: 0 E: 0 K: 1 S: 9	H: 0 LOB: 0 BB: 0 P: 10	R: 3 E: 0 K: 0 S: 16	H: 1 LOB: 0 BB: 2 P: 29	R: 0 E: 0 K: 0 S: 6	H: 1 LOB: 0 BB: 0 P: 10	R: 0 E: 0 K: 1 S: 10	H: 0 LOB: 1 BB: 1 P: 13	R: 0 E: 0 K: 0 S: 9	H: 1 LOB: 2 BB: 1 P: 13	R: 0 E: 0 K: 1 S: 6	H: 0 LOB: 0 BB: 0 P: 8	R: 0 E: 0 K: 2 S: 7	H: 0 LOB: 0 BB: 0 P: 7	R: 0 E: 1 K: 1 S: 6	H: 0 LOB: 1 BB: 0 P: 6	1B: 5 2B: 0 3B: 0 HR: 1	SF: 0 SAC: 1 DP: 2 HBP: 0	WP: 0 PB: 0 SB: 0 CS: 0	PA: 42	
<b>PITCHER</b>	IP ERA WLS BF H R ER SO BB IBB HBP BLK WP HR S P ERA WHIP	Tom Glavine, L ERA: 4.14 (1, 1)	8.0 3.38 1.0 32 6 3 3 5 4 0 0 0 0 0 6 84 130 0.00 1.250	Rudy Seanez, R ERA: 3.35 (9, 1)	1.0 3.35 0 3 0 0 0 0 0 0 0 0 0 0 6 8 0.00 0.000	Mike Remlinger, L ERA: 2.32 (10, 1)	2.0 2.32 W 7 0 0 0 3 0 0 0 0 0 0 13 13 0.00 0.000	<b>PITCHER</b>	IP ERA WLS BF H R ER SO BB IBB HBP BLK WP HR S P ERA WHIP														

San Diego Padres @ Atlanta Braves  
Turner Field, Atlanta, GA  
Fri Aug 20 1999, 7:40 PM EDT  
Att. 48,201 - Unknown - 80 F

AB 37  
R 3  
H 6  
RBI 3  
BB 4  
SO 8  
LOB 18



Batter	1	2	3	4	5	6	7	8	9	10	11	AB	R	H	RBI	BB	SO	LOB	BOTTOM					
Gerald Williams, R OBP: 0.330, SLG: 0.462 (1, 7)	2-2 P3		2-2 G5-3			0-0 B1-3		2-2 E FC6-4 HBP	0-2 FC6-2			4	1	0	0	0	3							
Bret Boone, R OBP: 0.315, SLG: 0.421 (1, 4)	0-0 L8-4 2B			1-2 G6-4-3 1B		3-1 P4		0-2 FC6-4 1-3 2-H	P5			5	0	2	0	0	4							
10 Chipper Jones, S OBP: 0.439, SLG: 0.624 (1, 5)	2-1 L8-4			2-3 K		2-2 2B		4-0 FC6-4 IBB		0-3 K		4	0	1	0	1	2	2						
Brian Jordan, R OBP: 0.361, SLG: 0.500 (1, 9)		0-1 G6-3		1-2 G6-4-3		0-3 K		1-2 FC6-4		0-0 F8		5	0	0	1	0	1	4						
Ryan Klesko, L OBP: 0.379, SLG: 0.558 (1, 3)		1-0 1B			3-1 F9		0-0 G3-1	0-0 F7		0-0 G5-3		5	0	1	0	0	2							
Andrew Jones, R OBP: 0.353, SLG: 0.485 (1, 8)		1-3 K			4-1 1B FC5-4 BB		0-1 P7		1-1 BB SH FC6-2 1B		0-0 E8 FC4 2B	4	2	2	0	1	1	1						
José Hernández, R OBP: 0.357, SLG: 0.455 (1, 6)		1-2 G6-3			3-1 FC5-4 1B		2-3 K		0-0 SH FC6-2 BB		0-0 G5-3	4	0	1	0	0	1	2						
Eddie Pérez, R OBP: 0.309, SLG: 0.366 Walt Weiss, S OBP: 0.309, SLG: 0.298 Greg Myers, L OBP: 0.366, SLG: 0.421 (1, 2)			0-2 G5-3		1-0 FC5-4			4-1 HBP E BB	4-0 FC6-2 BB		4-0 FC4 IBB	2	0	0	1	1	0	1						
Tom Glavine, L ERA: 4.14 K: 1 S: 151 (8, PR)			3-2 G4-3					2-3 K			0-0 FC4	2	0	0	0	0	0	1						
Keith Lockhart, L ERA: 3.35 K: 1 S: 310 (8, PR)											1-2 2-3 3-H	1	0	0	0	0	1	1						
Randall Simon, L ERA: 2.5 K: 1 S: 149 (8, PR)												1	0	0	0	0	1	3						
Mike Remlinger, L ERA: 2.32 K: 1 S: 287 (10, 1)												0	0	0	0	0	0	0						
Ozzie Guillen, L ERA: 2.32 K: 1 S: 287 (10, 1)												1	0	0	1	0	0	1						
<b>Inning Stats</b>	R: 0 E: 0 K: 0 S: 6	H: 1 LOB: 0 BB: 0 P: 10	R: 0 E: 0 K: 1 S: 10	H: 1 LOB: 1 BB: 0 P: 13	R: 0 E: 0 K: 0 S: 9	H: 0 LOB: 0 BB: 0 P: 14	R: 0 E: 0 K: 1 S: 10	H: 1 LOB: 0 BB: 0 P: 14	R: 1 E: 0 K: 0 S: 8	H: 1 LOB: 1 BB: 1 P: 21	R: 0 E: 0 K: 1 S: 10	H: 0 LOB: 0 BB: 0 P: 8	R: 2 E: 1 K: 1 S: 13	H: 0 LOB: 2 BB: 2 P: 26	R: 0 E: 1 K: 1 S: 10	H: 1 LOB: 3 BB: 1 P: 17	R: 0 E: 0 K: 1 S: 5	H: 0 LOB: 0 BB: 0 P: 5	R: 1 E: 1 K: 0 S: 3	H: 1 LOB: 2 BB: 1 P: 7	1B: 4 2B: 4 3B: 0 HR: 0	SF: 0 SAC: 1 DP: 2 HBP: 1	WP: 0 PB: 0 SB: 0 CS: 0	PA: 45
<b>PITCHER</b>	IP ERA WLS BF H R ER SO BB IBB HBP BLK WP HR S P ERA WHIP	Matt Clement, R ERA: 4.77 (8, 1)	7.0 4.77 1.0 26 5 1 1 4 2 1 1 0 0 0 15 60 99 1.29 2.000	Dan Miceli, R ERA: 4.25 (9, 1)	1.0 4.25 B 9 0 0 0 2 0 0 0 0 0 0 12 14 0.00 0.000	Trevor Hoffman, R ERA: 2.5 (11, 1)	2.0 2.5 L 4 1 1 0 0 0 1 0 0 0 0 3 7 0.00 3.000	<b>PITCHER</b>	IP ERA WLS BF H R ER SO BB IBB HBP BLK WP HR S P ERA WHIP															

San Diego Padres @ Atlanta Braves  
Turner Field, Atlanta, GA  
Fri Aug 20 1999, 7:40 PM EDT  
Att. 48,201 - Unknown - 80 F

AB 38  
R 4  
H 7  
RBI 3  
BB 5  
SO 7  
LOB 25





Batter	1	2	3	4	5	6	7	8	9	AB	R	H	RBI	BB	SO	LOB	TOP				
Eric Owens, R OBP: 0.332, SLG: 0.412 (1, 8)	G1-3		K		L7			G4-3		4	0	0	0	0	1	1	<b>San Diego Padres @ Atlanta Braves</b> Turner Field, Atlanta, GA Sat Aug 21 1999, 4:05 PM EDT Att: 48,362 - Sunny - 90 F				
Tony Gwynn, L OBP: 0.379, SLG: 0.462 (1, 9)	G3-1		E 2B		1B			G4-3		4	1	2	1	0	0	0					
Reggie Sanders, R OBP: 0.394, SLG: 0.535 (1, 7)	1B		E8 1B 2H		K			K		4	0	2	0	0	2	1					
Phil Nevin, R OBP: 0.361, SLG: 0.570 (1, 5)	K		1-3 1B		G3-6 1B			K		4	0	2	0	0	2	1					
John Vander Wal, L OBP: 0.372, SLG: 0.447 (9, PH) Wiki Gonzalez, R OBP: 0.250, SLG: 0.333	G4-3		G1-3		G3-6			K		3	0	0	0	0	0	3					
Ben Davis, S OBP: 0.309, SLG: 0.382 (1, 2)	K				G4-3			K2-3		1	0	0	0	0	1	0					
David Newhan, L OBP: 0.115, SLG: 0.154 (1, 4)	K									3	0	0	0	0	3	0					
Damian Jackson, R OBP: 0.322, SLG: 0.365 (1, 6)			CS 1B		P6			F8		3	0	1	0	0	0	0					
Andy Ashby, R OBP: 0.196, SLG: 0.204 (8, 1) Matt Whisenant, R	2B 1B		1-2 1B		P1			K		3	1	1	0	0	1	0					
<b>Inning Stats</b>	R: 0 E: 0 K: 1 S: 8	H: 1 LOB: 1 BB: 0 P: 11	R: 0 E: 0 K: 2 S: 8	H: 0 LOB: 0 BB: 0 P: 12	R: 2 E: 1 K: 1 S: 19	H: 5 LOB: 2 BB: 0 P: 25	R: 0 E: 0 K: 2 S: 11	H: 0 LOB: 0 BB: 0 P: 16	R: 0 E: 0 K: 1 S: 11	H: 1 LOB: 1 BB: 0 P: 15	R: 0 E: 0 K: 0 S: 5	H: 0 LOB: 0 BB: 0 P: 6	R: 0 E: 0 K: 1 S: 10	H: 0 LOB: 0 BB: 0 P: 15	R: 0 E: 0 K: 3 S: 11	H: 0 LOB: 0 BB: 0 P: 14	1B: 7 2B: 1 3B: 0 HR: 0	SF: 0 SAC: 0 DP: 1 HBP: 0	WP: 0 PB: 0 SB: 0 CS: 1	PA: 33	
<b>PITCHER</b>	IP	WLS	BF	H	R	ER	SO	BB	IBB	HBP	BLK	WP	HR	S	P	ERA	WHIP				
Greg Maddux, R ERA: 3.61	7.0	W	27	8	2	2	9	0	0	0	0	0	0	72	100	2.57	1.143				
Russ Springer, R ERA: 4.09	1.0	H	3	0	0	0	1	0	0	0	0	0	0	11	15	0.00	0.000				
John Rocker, L ERA: 2.78	1.0		3	0	0	0	3	0	0	0	0	0	0	11	14	0.00	0.000				

Batter	1	2	3	4	5	6	7	8	9	AB	R	H	RBI	BB	SO	LOB	BOTTOM				
Gerald Williams, R OBP: 0.329, SLG: 0.459 (1, 7)	K		2B 1B 1B		G1-3			G6-3		4	1	1	1	0	1	0	<b>San Diego Padres @ Atlanta Braves</b> Turner Field, Atlanta, GA Sat Aug 21 1999, 4:05 PM EDT Att: 48,362 - Sunny - 90 F				
Bret Boone, R OBP: 0.316, SLG: 0.423 (1, 4)	G5-3		1B E 2B		G5-3			10 2B 1B BB		3	2	1	1	1	0	0					
10 Chipper Jones, S OBP: 0.441, SLG: 0.627 (1, 5)	F7		1B E IBB		1B			1B 2B		3	1	2	0	1	0	0					
Brian Jordan, R OBP: 0.364, SLG: 0.502 (1, 9)			E6 1B		P5			1B 1B		4	0	3	2	0	0	1					
Ryan Klesko, L OBP: 0.376, SLG: 0.553 (8, PH) Brian Hunter, R OBP: 0.368, SLG: 0.456 (9, 3)	G4-6-3		G3		G6-3			K		3	0	0	0	0	0	2					
Andruw Jones, R OBP: 0.352, SLG: 0.483 (1, 8)	K				G5-3			1B		1	0	0	0	0	1	2					
José Hernández, R OBP: 0.354, SLG: 0.450 (9, 1) John Rocker, R			K K		G4-3			L4		4	0	0	0	0	2	2					
Eddie Pérez, R OBP: 0.312, SLG: 0.365 (1, 2)			1B 1B HBP		1B			L7		3	1	1	0	0	1	2					
Greg Maddux, R OBP: 0.231, SLG: 0.380 (7, PH) Ozzie Guillen, L OBP: 0.284, SLG: 0.286 (8, 1) Russ Springer, R Walt Weiss, S OBP: 0.309, SLG: 0.298 (9, 6)	1B 2B 1B		1B 2B 1B		G1-3			G1-4-3		2	1	1	0	0	0	1					
<b>Inning Stats</b>	R: 0 E: 0 K: 1 S: 5	H: 0 LOB: 0 BB: 0 P: 10	R: 0 E: 0 K: 1 S: 7	H: 1 LOB: 0 BB: 0 P: 13	R: 4 E: 1 K: 1 S: 15	H: 4 LOB: 1 BB: 1 P: 25	R: 0 E: 0 K: 2 S: 12	H: 1 LOB: 1 BB: 0 P: 16	R: 0 E: 0 K: 0 S: 6	H: 0 LOB: 0 BB: 0 P: 9	R: 0 E: 0 K: 0 S: 5	H: 0 LOB: 0 BB: 0 P: 8	R: 0 E: 0 K: 1 S: 7	H: 0 LOB: 0 BB: 0 P: 10	R: 2 E: 0 K: 1 S: 17	H: 3 LOB: 2 BB: 1 P: 27	1B: 8 2B: 2 3B: 0 HR: 0	SF: 0 SAC: 0 DP: 2 HBP: 1	WP: 1 PB: 0 SB: 0 CS: 0	PA: 35	
<b>PITCHER</b>	IP	WLS	BF	H	R	ER	SO	BB	IBB	HBP	BLK	WP	HR	S	P	ERA	WHIP				
Andy Ashby, R ERA: 3.73	7.0	L	31	9	6	5	6	1	1	1	0	0	0	61	99	6.43	1.429				
Matt Whisenant, L ERA: 6.2	1.0		4	1	0	0	1	0	0	0	0	0	0	13	19	0.00	1.000				





Batter	1	2	3	4	5	6	7	8	9	AB	R	H	RBI	BB	SO	LOB	TOP										
Eric Owens, R OBP: 0.329, SLG: 0.407 Donne Wall, R (7, 1)	G5-3		G6-3			F7	FC5			4	0	0	0	0	0	3	<b>San Diego Padres @ Atlanta Braves</b> Turner Field, Atlanta, GA Sun Aug 22 1999, 1:10 PM EDT Att: 33,847 - Sunny - 85 F										
Matt Whisenant, R (8, 1) Ed Giovanola, L OBP: 0.297, SLG: 0.236 (9, 4)										0	0	0	0	0	0	0											
Tony Gwynn, L OBP: 0.377, SLG: 0.459 (1, 9)	F7					F8				4	0	1	1	0	1	0											
Reggie Sanders, R OBP: 0.393, SLG: 0.535 (1, 7)	G6-3		FC6-4							4	1	1	0	0	0	1											
Phil Nevin, R OBP: 0.363, SLG: 0.573 (1, 5)										4	0	2	1	0	0	0											
Wiki Gonzalez, R OBP: 0.250, SLG: 0.316 (1, 2)										4	0	1	0	0	1	2											
Ruben Rivera, R OBP: 0.296, SLG: 0.440 (1, 8)										4	0	0	0	0	1	1											
Damian Jackson, R OBP: 0.318, SLG: 0.360 Dan Miceli, R (9, 1)										4	0	0	0	0	2	1											
Chris Gomez, R OBP: 0.326, SLG: 0.284 (1, 6)										2	1	1	0	1	0	0											
Sterling Hitchcock, L OBP: 0.122, SLG: 0.065 Dave Magadan, L OBP: 0.369, SLG: 0.360 (7, PH) (7, 3)										1	0	0	0	0	1	0											
										1	0	0	0	0	1	2											
<b>Inning Stats</b>	R: 0 E: 0 K: 0 S: 8	H: 0 LOB: 0 BB: 0 P: 9	R: 0 E: 0 K: 1 S: 11	H: 1 LOB: 1 BB: 0 P: 15	R: 1 E: 0 K: 0 S: 8	H: 2 LOB: 1 BB: 0 P: 12	R: 0 E: 0 K: 0 S: 7	H: 1 LOB: 0 BB: 0 P: 8	R: 0 E: 0 K: 1 S: 7	H: 0 LOB: 0 BB: 0 P: 12	R: 1 E: 0 K: 0 S: 6	H: 2 LOB: 1 BB: 0 P: 6	R: 0 E: 1 K: 2 S: 14	H: 0 LOB: 2 BB: 1 P: 22	R: 0 E: 0 K: 2 S: 8	H: 0 LOB: 0 BB: 0 P: 11	R: 0 E: 0 K: 2 S: 8	H: 0 LOB: 0 BB: 0 P: 14	1B: 4 2B: 2 3B: 0 HR: 0	SF: 0 SAC: 1 DP: 1 HBP: 0	WP: 0 PB: 0 SB: 0 CS: 0	PA: 34					
<b>PITCHER</b>	IP	WLS	BF	H	R	ER	SO	BB	IBB	HBP	BLK	WP	HR	S	P	ERA	WHIP										
Terry Mulholland, L ERA: 4.84 John Rocker, L ERA: 2.73	(1, 1) (9, 1)	8.0 W	31 3	6 0	2 0	2 0	5 2	1 0	0 0	0 0	0 0	0 0	0 0	69 8	95 14	2.25 0.00	0.875 0.000										

Batter	1	2	3	4	5	6	7	8	9	AB	R	H	RBI	BB	SO	LOB	BOTTOM										
Gerald Williams, R OBP: 0.330, SLG: 0.456 (1, 7)			B2							4	1	1	0	1	1	1	<b>San Diego Padres @ Atlanta Braves</b> Turner Field, Atlanta, GA Sun Aug 22 1999, 1:10 PM EDT Att: 33,847 - Sunny - 85 F										
Bret Boone, R OBP: 0.317, SLG: 0.426 (1, 4)										4	0	2	0	0	0	1											
10 Chipper Jones, S OBP: 0.441, SLG: 0.624 (1, 5)										4	0	1	0	1	1	4											
Brian Jordan, R OBP: 0.366, SLG: 0.502 (1, 9)										4	1	2	1	0	0	2											
Andrew Jones, R OBP: 0.353, SLG: 0.484 (1, 8)										3	1	1	0	1	1	1											
José Hernández, R OBP: 0.353, SLG: 0.448 (1, 6)										4	0	1	0	0	1	3											
Brian Hunter, R OBP: 0.368, SLG: 0.449 Randall Simon, L OBP: 0.370, SLG: 0.447 (6, PH) (9, 3)										2	0	0	0	1	2	0											
Eddie Pérez, R OBP: 0.311, SLG: 0.362 (1, 2)										2	0	0	1	1	1	0											
Terry Mulholland, R OBP: 0.154, SLG: 0.108 Walt Weiss, S OBP: 0.336, SLG: 0.297 John Rocker, R (9, 1)										3	0	1	0	0	1	2											
										1	0	0	0	0	0	3											
										0	0	0	0	0	0	0											
<b>Inning Stats</b>	R: 0 E: 0 K: 0 S: 8	H: 1 LOB: 1 BB: 0 P: 11	R: 0 E: 0 K: 2 S: 8	H: 0 LOB: 0 BB: 0 P: 15	R: 0 E: 0 K: 1 S: 9	H: 2 LOB: 2 BB: 0 P: 15	R: 1 E: 0 K: 2 S: 15	H: 1 LOB: 2 BB: 1 P: 25	R: 0 E: 0 K: 1 S: 10	H: 1 LOB: 1 BB: 0 P: 17	R: 1 E: 0 K: 2 S: 11	H: 1 LOB: 1 BB: 0 P: 15	R: 0 E: 0 K: 0 S: 8	H: 1 LOB: 1 BB: 0 P: 12	R: 0 E: 0 K: 0 S: 9	H: 1 LOB: 3 BB: 2 P: 19	R: 1 E: 0 K: 0 S: 4	H: 1 LOB: 2 BB: 2 P: 14	1B: 7 2B: 2 3B: 0 HR: 0	SF: 1 SAC: 1 DP: 0 HBP: 1	WP: 1 PB: 0 SB: 1 CS: 0	PA: 40					
<b>PITCHER</b>	IP	WLS	BF	H	R	ER	SO	BB	IBB	HBP	BLK	WP	HR	S	P	ERA	WHIP										
Sterling Hitchcock, L ERA: 4.27 Donne Wall, R ERA: 2.91 Matt Whisenant, L ERA: 6.1 Dan Miceli, R ERA: 4.39	(1, 1) (7, 1) (8, 1) (9, 1)	6.0 1.1 0.2 0.1	26 7 3 L	6 2 0 1	2 0 0 1	2 0 0 1	8 0 0 0	1 0 1 1	0 0 0 0	0 0 0 0	0 0 0 0	0 0 0 0	0 0 0 0	0 0 4 4	9 22 9 14	0.00 0.00 0.00 27.00	1.167 2.250 0.000 6.000										





Batter	1	2	3	4	5	6	7	8	9	AB	R	H	RBI	BB	SO	LOB	TOP																					
Quilvio Veras, S OBP: 0.371, SLG: 0.369 Ed Giovanola, L OBP: 0.303, SLG: 0.232	G4-3		G6-3	2B 1B		G1-3		FC4-6 BB	F8	4	1	2	0	0	0	0	1 0 0 0 1 0 2																					
Tony Gwynn, L OBP: 0.381, SLG: 0.468 Eric Owens, R OBP: 0.329, SLG: 0.407	1B		1B	2B	1B	2B	G1-3	FC4-6 2B		5	2	3	1	0	0	2	0 1 0 0 0 0 0																					
Reggie Sanders, R OBP: 0.396, SLG: 0.539	P4		1B	1B		G5-3		1-H 2B		5	0	3	4	0	0	3																						
Phil Nevin, R OBP: 0.360, SLG: 0.564	F8		L8			F9		G5-3		4	0	0	0	1	0	6																						
Dave Magadan, L OBP: 0.369, SLG: 0.358 Trevor Hoffman, R OBP: 0.500, SLG: 1.000		FC5-4 1B	F8	G4-3			FC5-4 BB	F9		4	0	1	0	1	0	4	0 0 0 0 0 0 0																					
Ruben Rivera, R OBP: 0.298, SLG: 0.436	FC5-4 1B			1B	2B	K	K		WP BB	3	1	0	0	2	2	2																						
Ben Davis, S OBP: 0.301, SLG: 0.372	F7		L8		G4-3		FC5-4		K	5	0	0	0	0	1	4																						
Damian Jackson, R OBP: 0.325, SLG: 0.363	1B		2B	1B	HBP		BB		K	3	1	2	0	1	1	1																						
Woody Williams, R OBP: 0.214, SLG: 0.245 John Vander Wal, L OBP: 0.370, SLG: 0.445 Will Cunnane, R Donne Wall, R Wally Joyner, L OBP: 0.356, SLG: 0.317	F9		1B	2B	2B	G4-3	F9		IBB	3	1	1	2	0	0	3																						
<b>Inning Stats</b>	R: 0 E: 0 K: 0 S: 10	H: 1 LOB: 1 BB: 0 P: 15	R: 0 E: 0 K: 0 S: 11	H: 2 LOB: 2 BB: 0 P: 20	R: 1 E: 0 K: 0 S: 11	H: 2 LOB: 1 BB: 0 P: 18	R: 5 E: 0 K: 0 S: 20	H: 5 LOB: 1 BB: 2 P: 28	R: 0 E: 0 K: 1 S: 8	H: 0 LOB: 1 BB: 0 P: 10	R: 0 E: 0 K: 0 S: 10	H: 1 LOB: 2 BB: 0 P: 15	R: 0 E: 0 K: 1 S: 16	H: 0 LOB: 2 BB: 2 P: 28	R: 1 E: 0 K: 0 S: 8	H: 1 LOB: 2 BB: 1 P: 19	R: 0 E: 0 K: 2 S: 10	H: 0 LOB: 2 BB: 2 P: 20	1B: 8 2B: 4 3B: 0 HR: 0	SF: 0 SAC: 0 DP: 0 HBP: 1	WP: 1 PA: 46																	
<b>PITCHER</b>	IP	WLS	BF	H	R	ER	SO	BB	IBB	HBP	BLK	WP	HR	S	P	ERA	WHIP	<b>PITCHER</b>				IP	WLS	BF	H	R	ER	SO	BB	IBB	HBP	BLK	WP	HR	S	P	ERA	WHIP
Chad Ogea, R ERA: 5.57	3.2	L	22	10	6	6	0	2	0	0	0	0	0	49	78	14.73	3.273																					
Joe Grahe, R ERA: 5.57	4.1		14	1	0	0	2	2	0	1	0	0	0	37	56	0.00	0.900																					
Scott Aldred, L ERA: 3.7	8.1		1.0	5	1	1	0	1	0	0	0	0	0	8	19	9.00	2.000																					
Amaury Telemaco, R ERA: 4.24	9.1		1.0	5	0	0	2	1	1	0	0	1	0	10	20	0.00	1.000																					

San Diego Padres @ Philadelphia Phillies  
Veterans Stadium, Philadelphia, PA  
Mon Aug 23 1999, 7:35 PM EDT  
Att: 18,759 - Unknown - 81 F

livebaseballscorecards.com

AB 38  
R 7  
H 12  
RBI 7  
BB 7  
SO 4  
LOB 29



Batter	1	2	3	4	5	6	7	8	9	AB	R	H	RBI	BB	SO	LOB	BOTTOM																					
Rob Ducey, L OBP: 0.382, SLG: 0.482	HR		K		G4-3		2B 1B	F9		5	1	2	1	0	1	0																						
Ron Gant, R OBP: 0.360, SLG: 0.445	K		K			K	2B		K	5	0	1	1	0	4	0																						
Bobby Abreu, L OBP: 0.440, SLG: 0.558	K			G4-3 1B		BB	BB		L7	3	0	1	0	2	1	0																						
Scott Rolen, R OBP: 0.365, SLG: 0.522	K			K		K	K		K	5	0	0	0	0	5	5																						
Rico Brogna, L OBP: 0.336, SLG: 0.444		K		G4-3		K		WP HR 2B		4	1	1	0	0	2	2																						
Mike Lieberthal, R OBP: 0.382, SLG: 0.584	1B			BB		HR		HR BB		2	2	2	1	2	0	0																						
Marlon Anderson, L OBP: 0.280, SLG: 0.349	G5-4-3 1B			G3-1		L5		F7		4	0	1	0	0	4																							
Alex Arias, R OBP: 0.377, SLG: 0.406	G5-4-3				F7		G1-3	HR		4	1	1	3	0	0	2																						
Chad Ogea, R ERA: 5.57 Joe Grahe, R ERA: 5.57 Kevin Seifick, R ERA: 5.23 Scott Aldred, L ERA: 3.7 23 Kevin Lieberthal, R Amaury Telemaco, R ERA: 4.24			K		K		BB	P6		1	0	0	0	0	1	0																						
<b>Inning Stats</b>	R: 1 E: 0 K: 3 S: 12	H: 1 LOB: 0 BB: 0 P: 16	R: 0 E: 0 K: 1 S: 10	H: 2 LOB: 0 BB: 0 P: 15	R: 0 E: 0 K: 3 S: 9	H: 0 LOB: 0 BB: 0 P: 14	R: 0 E: 0 K: 1 S: 13	H: 1 LOB: 2 BB: 1 P: 18	R: 0 E: 0 K: 1 S: 9	H: 0 LOB: 0 BB: 0 P: 15	R: 0 E: 0 K: 3 S: 14	H: 0 LOB: 1 BB: 1 P: 26	R: 2 E: 0 K: 1 S: 15	H: 3 LOB: 3 BB: 2 P: 26	R: 3 E: 0 K: 0 S: 11	H: 2 LOB: 0 BB: 1 P: 21	R: 0 E: 0 K: 2 S: 8	H: 0 LOB: 0 BB: 0 P: 13	1B: 4 2B: 2 3B: 0 HR: 3	SF: 0 SAC: 0 DP: 1 HBP: 0	WP: 1 PA: 40																	
<b>PITCHER</b>	IP	WLS	BF	H	R	ER	SO	BB	IBB	HBP	BLK	WP	HR	S	P	ERA	WHIP	<b>PITCHER</b>				IP	WLS	BF	H	R	ER	SO	BB	IBB	HBP	BLK	WP	HR	S	P	ERA	WHIP
Woody Williams, R ERA: 4.79	6.0	W	23	4	1	1	12	2	0	0	0	0	1	12	19	27.00	6.000																					
Will Cunnane, R ERA: 5.23	7.1		0.2	6	3	2	2	1	0	0	0	0	1	8	20	40.50	6.000																					
Donne Wall, R ERA: 3.36	7.1	H	6	2	3	3	1	2	0	0	0	1	1	8	20	40.50	6.000																					
Trevor Hoffman, R ERA: 2.43	8.1	S	5	0	0	0	2	0	0	0	0	0	0	14	21	0.00	0.000																					

San Diego Padres @ Philadelphia Phillies  
Veterans Stadium, Philadelphia, PA  
Mon Aug 23 1999, 7:35 PM EDT  
Att: 18,759 - Unknown - 81 F

livebaseballscorecards.com

AB 35  
R 6  
H 9  
RBI 6  
BB 5  
SO 15  
LOB 13









Batter	1	2	3	4	5	6	7	8	9	AB	R	H	RBI	BB	SO	LOB	TOP											
Quilvio Veras, S OBP: 0.369, SLG: 0.364	4-1 BB		1-1 F7			0-0 L7		1-0 F7		3	0	0	0	1	0	2	<b>San Diego Padres @ Philadelphia Phillies</b> Veterans Stadium, Philadelphia, PA Wed Aug 25 1999, 1:05 PM EDT Att: 25,539 - Cloudy - 86 F											
Eric Owens, R OBP: 0.326, SLG: 0.404	0-1 G6-3		2-2 1B		2-0 L9		0-0 F9		4	0	1	0	0	0	2													
Reggie Sanders, R OBP: 0.396, SLG: 0.545	2-3 K		1-3 K		1-0 BB		0-0 F7		4	0	1	0	0	2	2													
Phil Nevin, R OBP: 0.362, SLG: 0.574		2-2 HR	1-3 K		4-2 BB		2-2 P3		3	1	1	1	1	1	2													
Wally Joyner, L OBP: 0.353, SLG: 0.315		1-1 P5		0-0 G4-3		1-2 L9		1-3 K	4	0	0	0	0	1	2													
Wiki Gonzalez, R OBP: 0.280, SLG: 0.333		0-2 1B		3-2 F8		1-0 P3		1-0 BB	4	0	2	0	0	0	2													
Ruben Rivera, R OBP: 0.295, SLG: 0.428		1-2 F7		0-3 K		0-3 K		1-3 K	3	0	0	0	0	2	3													
Matt Whisenant, R									0	0	0	0	0	0	0													
Matt Whiteside, R									0	0	0	0	0	0	0													
Dan Miceli, R									0	0	0	0	0	0	0													
Ed Giovanola, L OBP: 0.294, SLG: 0.224									1	0	0	0	0	1	1													
Damian Jackson, R OBP: 0.323, SLG: 0.359		0-3 K			2-1 F7		2-2 P3		4-0 BB	3	0	0	0	1	1													
Matt Clement, R OBP: 0.186, SLG: 0.103					4-2 BB		0-2 G4-3		1-1 P5	1	0	1	0	1	0													
Carlos Reyes, S									0	0	0	0	0	0	0													
John Vander Wal, L OBP: 0.366, SLG: 0.439									2	0	0	0	0	0	2													
<b>Inning Stats</b>	R: 0 E: 0 K: 1 S: 6	H: 0 LOB: 0 BB: 1 P: 12	R: 1 E: 0 K: 1 S: 16	H: 2 LOB: 1 BB: 0 P: 20	R: 0 E: 0 K: 2 S: 12	H: 2 LOB: 2 BB: 0 P: 17	R: 0 E: 0 K: 1 S: 10	H: 0 LOB: 1 BB: 0 P: 13	R: 0 E: 0 K: 1 S: 10	H: 1 LOB: 2 BB: 1 P: 17	R: 0 E: 0 K: 0 S: 8	H: 0 LOB: 0 BB: 0 P: 11	R: 0 E: 0 K: 0 S: 5	H: 0 LOB: 0 BB: 0 P: 7	R: 0 E: 0 K: 2 S: 9	H: 1 LOB: 2 BB: 1 P: 17	1B: 5 2B: 0 3B: 0 HR: 1	SF: 0 SAC: 0 DP: 1 HBP: 0	WP: 0 PB: 0 SB: 0 CS: 0	PA: 36								
<b>PITCHER</b>	IP	WLS	BF	H	R	ER	SO	BB	IBB	HBP	BLK	WP	HR	S	P	ERA	WHIP											
Robert Person, R ERA: 4.42	(1, 1)	6.0	W	25	5	1	1	6	3	0	0	0	0	1	60	93	1.50	1.333										
Scott Aldred, L ERA: 3.51	(7, 1)	1.0		3	0	0	0	0	0	0	0	0	0	0	8	11	0.00	0.000										
Amaury Telemaco, R ERA: 4.14	(8, 1)	1.0		3	0	0	0	0	0	0	0	0	0	5	7	0.00	0.000											
Billy Brewer, L ERA: 3.86	(9, 1)	1.0		5	1	0	0	2	1	0	0	0	0	9	17	0.00	2.000											

Batter	1	2	3	4	5	6	7	8	9	AB	R	H	RBI	BB	SO	LOB	BOTTOM											
Rob Ducey, L OBP: 0.407, SLG: 0.500	0-3 K	0-0 E8	2-3 K		4-0 BB		4-2 FC4	4-0 BB		3	0	1	1	3	2	1	<b>San Diego Padres @ Philadelphia Phillies</b> Veterans Stadium, Philadelphia, PA Wed Aug 25 1999, 1:05 PM EDT Att: 25,539 - Cloudy - 86 F											
Ron Gant, R OBP: 0.363, SLG: 0.447	3-3 K	2-2 F8		2-3 K	4-2 BB		1-1 FC4	2-2 F7		4	1	0	0	1	2	2												
Gary Bennett, R OBP: 0.300, SLG: 0.347					1-2 BB		1-2 WP		1	0	0	0	0	0	1													
Bobby Abreu, L OBP: 0.446, SLG: 0.573	1-0 BB	4-2 S		1-0 HR	0-3 K		4-2 WP	4-0 BB		3	3	2	0	3	1	3												
Scott Rolen, R OBP: 0.368, SLG: 0.525	4-2 BB	0-3 K		1-3 K		2-0 BB	4-1 WP	0-1 F8		3	1	1	1	2	2	2												
23 Kevin Jordan, R OBP: 0.372, SLG: 0.453	1-2 BB	1-2 K					1-2 HR		1	1	0	0	0	0	2													
Rico Brogna, L OBP: 0.345, SLG: 0.471	1-0 2B		1-1 HR	1-0 HR		2-3 K	3-1 HR		5	3	4	7	0	1	1													
Mike Lieberthal, R OBP: 0.381, SLG: 0.585	1-2 F9		3-1 2B	1-0 P4		4-0 BB	1-1 G1-3		4	1	1	2	1	0	2													
Amaury Telemaco, R									0	0	0	0	0	0	0													
Billy Brewer, L									0	0	0	0	0	0	0													
Marlon Anderson, L OBP: 0.282, SLG: 0.351		0-1 FC	1-0 2B		1-0 BB		2-2 G6-4-3		2	1	2	0	0	0	0													
15 David Doster, R OBP: 0.333, SLG: 0.375									2	0	1	0	0	0	2													
Alex Arias, R OBP: 0.374, SLG: 0.406		3-2 FC	1-3 K		0-0 P6		0-0 BB		5	2	1	0	0	1	4													
Robert Person, R OBP: 0.103, SLG: 0.103		1-1 SH	1-3 K		0-0 F9		0-1 FC4	1-0 F7	2	1	0	0	0	1	2													
Scott Aldred, L									0	0	0	0	0	0	0													
Kevin Sefcik, R OBP: 0.353, SLG: 0.386		1-3 E					1-1 BB		2	1	1	1	0	0	0													
<b>Inning Stats</b>	R: 2 E: 0 K: 2 S: 16	H: 2 LOB: 1 BB: 1 P: 26	R: 3 E: 2 K: 1 S: 18	H: 2 LOB: 1 BB: 1 P: 28	R: 2 E: 0 K: 3 S: 16	H: 3 LOB: 0 BB: 0 P: 25	R: 2 E: 0 K: 2 S: 10	H: 2 LOB: 0 BB: 0 P: 16	R: 0 E: 0 K: 1 S: 7	H: 0 LOB: 3 BB: 2 P: 16	R: 0 E: 0 K: 1 S: 8	H: 1 LOB: 1 BB: 1 P: 18	R: 6 E: 0 K: 0 S: 18	H: 4 LOB: 1 BB: 3 P: 39	R: 0 E: 0 K: 0 S: 7	H: 0 LOB: 2 BB: 2 P: 18	1B: 7 2B: 4 3B: 0 HR: 3	SF: 0 SAC: 1 DP: 1 HBP: 1	WP: 2 PB: 0 SB: 1 CS: 0	PA: 49								
<b>PITCHER</b>	IP	WLS	BF	H	R	ER	SO	BB	IBB	HBP	BLK	WP	HR	S	P	ERA	WHIP											
Matt Clement, R ERA: 5.06	(1, 1)	4.2	L	29	9	9	7	8	4	0	0	0	0	2	64	108	13.50	2.786										
Carlos Reyes, R ERA: 3.22	(5, 1)	0.1		1	0	0	0	1	0	0	0	0	0	3	3	0.00	0.000											
Matt Whisenant, L ERA: 5.95	(6, 1)	1.0		4	1	0	0	1	1	0	0	0	0	8	18	0.00	2.000											
Matt Whiteside, R ERA: 58.5	(7, 1)	0.1		5	2	4	4	0	2	0	0	0	1	0	10	22	108.00	12.000										
Dan Miceli, R ERA: 4.58	(7, 1)	0.1		3	1	2	2	0	1	0	0	0	1	1	5	13	54.00	6.000										

AB	32
R	1
H	6
RBI	1
BB	4
SO	8
LOB	19



AB	37
R	15
H	14
RBI	12
BB	10
SO	10
LOB	22





Batter	1	2	3	4	5	6	7	8	9	AB	R	H	RBI	BB	SO	LOB	TOP										
Marquis Grissom, R OBP: 0.319, SLG: 0.387 (1, 8)	G6-3			F8		G5-3	E8			4	0	0	0	0	0	0											
Mark Loretta, R OBP: 0.358, SLG: 0.398 (1, 4) (8, 3)	F8			G5-3		K	2H 3H	1B		4	0	1	0	0	1	0											
Geoff Jenkins, L OBP: 0.369, SLG: 0.562 (1, 7)	K			2B	1B			P6		4	0	2	0	0	1	0											
Jeremy Burnitz, L OBP: 0.382, SLG: 0.567 (1, 9)			F9			G1-3		G3		4	0	1	0	0	0	1											
Dave Nilsson, L OBP: 0.401, SLG: 0.558 (1, 2)		G4-3		L8			1B SF8	2B	BB	3	1	1	0	1	0	2											
Kevin Barker, L OBP: 0.385, SLG: 0.385 Ronnie Belliard, R OBP: 0.382, SLG: 0.404 (8, PH) (8, 4)	L3				G4-3		SF8	1B	G6-3	3	1	1	0	0	0	0											
Jeff Cirillo, R OBP: 0.387, SLG: 0.419 (1, 5)			G6-3				SF8	1B		4	1	2	0	0	1	0											
Jose Valentin, S OBP: 0.346, SLG: 0.414 (1, 6)			K		F9		SF8		K	3	0	0	1	0	2	1											
41 Kyle Peterson, R Alex Ocholski, R Rocky Coppinger, R Mike Myers, L David Weathers, R Sean Berry, R (1, 1) (7, PH) (7, 1) (7, 1) (7, 1) (8, PH)			K		K		1-2 2-3 3-H		K	2	0	0	0	0	2	1											
<b>Inning Stats</b>	R: 0 E: 0 K: 1 S: 6	H: 0 LOB: 0 BB: 0 P: 6	R: 0 E: 0 K: 0 S: 6	H: 0 LOB: 0 BB: 0 P: 15	R: 0 E: 0 K: 2 S: 11	H: 0 LOB: 0 BB: 0 P: 17	R: 0 E: 0 K: 0 S: 13	H: 2 LOB: 2 BB: 0 P: 24	R: 0 E: 0 K: 1 S: 6	H: 1 LOB: 1 BB: 0 P: 10	R: 0 E: 0 K: 1 S: 8	H: 1 LOB: 1 BB: 0 P: 12	R: 3 E: 1 K: 1 S: 20	H: 4 LOB: 2 BB: 0 P: 30	R: 0 E: 0 K: 0 S: 5	H: 0 LOB: 1 BB: 1 P: 11	R: 0 E: 0 K: 3 S: 11	H: 0 LOB: 0 BB: 0 P: 14	1B: 5 2B: 3 3B: 0 HR: 0	SF: 1 SAC: 0 DP: 0 HBP: 0	WP: 0 PB: 0 SB: 0 CS: 0	PA: 36					
<b>PITCHER</b>	IP	WLS	BF	H	R	ER	SO	BB	IBB	HBP	BLK	WP	HR	S	P	ERA	WHIP										
Andy Ashby, R ERA: 3.62 (1, 1)	7.0	W	29	8	3	1	6	0	0	0	0	0	0	70	114	1.29	1.143										
Matt Whisenant, L ERA: 5.89 (8, 1)	0.2	H	3	0	0	0	0	1	0	0	0	0	0	2	8	0.00	1.500										
Donne Wall, R ERA: 3.34 (8, 1)	0.1	H	1	0	0	0	0	0	0	0	0	0	0	3	3	0.00	0.000										
Trevor Hoffman, R ERA: 2.38 (9, 1)	1.0	S	3	0	0	0	3	0	0	0	0	0	0	11	14	0.00	0.000										

Milwaukee Brewers @ San Diego Padres  
Qualcomm Stadium, San Diego, CA  
Thu Aug 26 1999, 5:05 PM EDT  
Att: 22,343 - Unknown - 82 F

AB 34  
R 3  
H 8  
RBI 1  
BB 1  
SO 9  
LOB 8



Batter	1	2	3	4	5	6	7	8	9	AB	R	H	RBI	BB	SO	LOB	BOTTOM										
QuiVivo Veras, S OBP: 0.371, SLG: 0.366 (1, 4)	K		FC1-6		G4-3		3B			3	1	1	1	1	1	1											
Tony Gwynn, L OBP: 0.376, SLG: 0.460 (1, 9)	G4-3		FC5-4		G4-3		F8			4	0	1	0	0	0	3											
Reggie Sanders, R OBP: 0.395, SLG: 0.547 (1, 7)	G5-3		FC5-4		G6-3		3B			4	0	1	2	0	0	3											
Phil Nevin, R OBP: 0.357, SLG: 0.565 (1, 5)	G5-3			L6	G5-3		G4-3			4	0	0	0	0	0	2											
Wally Joyner, L OBP: 0.355, SLG: 0.321 (1, 3)				1B		P5		G3-1		4	1	2	0	0	0	0											
Ruben Rivera, R OBP: 0.294, SLG: 0.425 (1, 8)	K			G5-3		P3		1B		4	0	1	0	0	1	1											
Ben Davis, S OBP: 0.294, SLG: 0.361 (1, 2)			E6		G3-1		G3-1		K	4	1	1	1	0	1	1											
Chris Gomez, R OBP: 0.325, SLG: 0.280 (1, 6)			G4-3		G4-3		K		K	3	0	0	0	1	2	2											
Andy Ashby, R OBP: 0.208, SLG: 0.200 John Vander Wal, L OBP: 0.368, SLG: 0.441 Matt Whisenant, R Donne Wall, R Trevor Hoffman, R (1, 1) (7, PH) (8, 1) (8, 1) (9, 1)			G4-3		G6-3		BB		3B	1	0	0	0	1	0	2											
<b>Inning Stats</b>	R: 0 E: 0 K: 1 S: 7	H: 0 LOB: 0 BB: 0 P: 10	R: 0 E: 0 K: 1 S: 8	H: 1 LOB: 0 BB: 0 P: 12	R: 1 E: 1 K: 0 S: 13	H: 1 LOB: 2 BB: 1 P: 24	R: 1 E: 0 K: 0 S: 13	H: 2 LOB: 2 BB: 1 P: 21	R: 0 E: 0 K: 0 S: 7	H: 0 LOB: 0 BB: 0 P: 10	R: 2 E: 0 K: 1 S: 12	H: 2 LOB: 1 BB: 1 P: 19	R: 0 E: 0 K: 2 S: 12	H: 1 LOB: 1 BB: 0 P: 15	1B: 5 2B: 2 3B: 1 HR: 0	SF: 0 SAC: 0 DP: 0 HBP: 0	WP: 0 PB: 0 SB: 1 CS: 0	PA: 35									
<b>PITCHER</b>	IP	WLS	BF	H	R	ER	SO	BB	IBB	HBP	BLK	WP	HR	S	P	ERA	WHIP										
41 Kyle Peterson, R ERA: 3.28 (7, 1)	0.1	L	3	1	2	2	1	1	0	0	0	0	0	4	9	54.00	6.000										
Rocky Coppinger, R ERA: 6.7 (7, 1)	0.1	H	1	0	0	0	0	0	0	0	0	0	0	5	7	0.00	0.000										
Mike Myers, L ERA: 4.84 (7, 1)	1.1	B	6	2	0	0	2	0	0	0	0	0	0	15	18	0.00	1.500										

Milwaukee Brewers @ San Diego Padres  
Qualcomm Stadium, San Diego, CA  
Thu Aug 26 1999, 5:05 PM EDT  
Att: 22,343 - Unknown - 82 F

AB 32  
R 4  
H 8  
RBI 4  
BB 3  
SO 5  
LOB 15

















Batter	1	2	3	4	5	6	7	8	9	AB	R	H	RBI	BB	SO	LOB	TOP									
Lance Johnson, L (1, 8) OBP: 0.328, SLG: 0.356			G3-1			FC4-6 1B 2B	G6-3			4	1	2	0	0	0	1										
Chad Meyers, R (1, 4) OBP: 0.290, SLG: 0.290	G6-4-3									4	0	2	2	0	1	1										
Mickey Morandini, L (7, 4) OBP: 0.321, SLG: 0.337										0	0	0	0	0	0	0										
Mark Grace, L (1, 3) OBP: 0.400, SLG: 0.490				G3-1		FC4-6 2B	PO	F7		4	0	0	0	0	1	2										
Sammy Sosa, R (1, 9) OBP: 0.376, SLG: 0.675										3	0	1	0	1	2	0										
Henry Rodriguez, L (1, 7) OBP: 0.400, SLG: 0.570										4	0	1	1	0	0	1										
Terry Adams, R (8, 1)										0	0	0	0	0	0	0										
Gary Gaetti, R (1, 5) OBP: 0.287, SLG: 0.350										4	0	1	0	0	1	2										
Jeff Reed, L (1, 2) OBP: 0.366, SLG: 0.371										3	0	2	0	1	0	1										
Jose Nieves, R (1, 6) OBP: 0.287, SLG: 0.319										3	1	1	0	0	1	1										
Manny Alexander, R (9, PH) OBP: 0.316, SLG: 0.362										1	0	0	0	0	1	1										
Jon Lieber, L (1, 1) OBP: 0.224, SLG: 0.163										3	2	1	0	0	0	1										
Scott Sanders, R (7, 1) OBP: 0.294, SLG: 0.412										0	0	0	0	0	0	0										
Felix Heredia, L (7, 1) OBP: 0.500, SLG: 0.500										0	0	0	0	0	0	0										
Rick Aguilera, R (7, 1)										0	0	0	0	0	0	0										
Glenallen Hill, R (8, 7) OBP: 0.368, SLG: 0.601										1	0	0	0	0	0	1										
<b>Inning Stats</b>	R: 0 E: 0 K: 1 S: 7	H: 1 LOB: 0 BB: 0 P: 11	R: 0 E: 0 K: 1 S: 9	H: 1 LOB: 1 BB: 0 P: 12	R: 0 E: 0 K: 1 S: 6	H: 0 LOB: 0 BB: 0 P: 9	R: 0 E: 0 K: 1 S: 8	H: 1 LOB: 1 BB: 0 P: 12	R: 0 E: 0 K: 0 S: 5	H: 0 LOB: 0 BB: 1 P: 11	R: 2 E: 0 K: 1 S: 18	H: 4 LOB: 2 BB: 1 P: 33	R: 2 E: 1 K: 0 S: 10	H: 3 LOB: 0 BB: 0 P: 14	R: 0 E: 0 K: 1 S: 6	H: 0 LOB: 0 BB: 0 P: 11	R: 0 E: 0 K: 1 S: 8	H: 1 LOB: 1 BB: 0 P: 13	1B: 10 2B: 1 3B: 0 HR: 0	SF: 0 SAC: 0 DP: 2 HBP: 0	WP: 0 PB: 0 SB: 0 CS: 0	PA: 37				
<b>PITCHER</b>	IP WLS BF H R ER SO BB IBB HBP BLK WP HR S P ERA WHIP																									
Matt Clement, R (1, 1) ERA: 4.98	6.0		24	7	2	2	5	2	0	0	0	0	0	0	0	10	14	0.00	3.000							
Donne Wall, R (7, 1) ERA: 3.17	1.0	W	5	3	2	0	0	0	0	0	0	0	0	0	6	11	0.00	0.000								
Matt Whisenant, L (8, 1) ERA: 5.56	1.0	H	3	0	0	0	1	0	0	0	0	0	0	0	8	13	0.00	1.000								
Carlos Reyes, R (9, 1) ERA: 3.07	1.0		4	1	0	0	1	0	0	0	0	0	0	0	8	13	0.00	1.000								

Chicago Cubs @ San Diego Padres  
Qualcomm Stadium, San Diego, CA  
Mon Aug 30 1999, 10:05 PM EDT  
Att: 21,874 - Unknown - 70 F

AB 34  
R 4  
H 11  
RBI 3  
BB 2  
SO 7  
LOB 12

Batter	1	2	3	4	5	6	7	8	9	AB	R	H	RBI	BB	SO	LOB	BOTTOM								
QuiVivo Veras, S (1, 4) OBP: 0.365, SLG: 0.359	G5-3		K			K		G4-3		5	1	1	3	0	2	1									
John Vander Wal, L (1, 7) OBP: 0.368, SLG: 0.436										3	0	1	0	0	1	0									
Eric Owens, R (7, PH) OBP: 0.334, SLG: 0.401										2	0	0	0	0	1	0									
Reggie Sanders, R (1, 9) OBP: 0.396, SLG: 0.557										4	1	1	0	0	1	1									
Phil Nevin, R (1, 5) OBP: 0.348, SLG: 0.565										3	1	0	1	0	0	1									
Wally Joyner, L (1, 3) OBP: 0.362, SLG: 0.333										3	0	1	0	0	0	2									
Donne Wall, R (7, 1) ERA: 5.57										0	0	0	0	0	0	0									
Wiki Gonzalez, R (7, PH) OBP: 0.313, SLG: 0.355										1	0	1	1	0	0	0									
Matt Whisenant, R (8, 1) ERA: 5.56										0	0	0	0	0	0	0									
Carlos Reyes, S (9, 1) ERA: 3.07										0	0	0	0	0	0	0									
Ben Davis, S (1, 2) OBP: 0.286, SLG: 0.371										4	1	2	1	0	2	1									
Ruben Rivera, R (1, 8) OBP: 0.293, SLG: 0.416										3	1	1	0	1	1	2									
Damian Jackson, R (1, 6) OBP: 0.325, SLG: 0.367										3	2	1	1	1	0	2									
Matt Clement, R (1, 1) OBP: 0.182, SLG: 0.100										1	0	0	0	0	0	0									
Dave Magadan, L (6, PH) OBP: 0.363, SLG: 0.350										3	1	1	0	0	1	3									
<b>Inning Stats</b>	R: 0 E: 0 K: 2 S: 9	H: 0 LOB: 0 BB: 0 P: 12	R: 0 E: 0 K: 1 S: 17	H: 2 LOB: 2 BB: 0 P: 22	R: 0 E: 0 K: 1 S: 8	H: 0 LOB: 0 BB: 0 P: 13	R: 0 E: 0 K: 0 S: 5	H: 0 LOB: 0 BB: 0 P: 9	R: 0 E: 0 K: 1 S: 11	H: 0 LOB: 0 BB: 0 P: 16	R: 1 E: 0 K: 1 S: 14	H: 3 LOB: 2 BB: 0 P: 24	R: 6 E: 2 K: 3 S: 25	H: 4 LOB: 2 BB: 2 P: 43	R: 1 E: 0 K: 0 S: 4	H: 1 LOB: 0 BB: 0 P: 7	1B: 7 2B: 2 3B: 0 HR: 1	SF: 1 SAC: 0 DP: 0 HBP: 0	WP: 1 PB: 0 SB: 0 CS: 0	PA: 38					
<b>PITCHER</b>	IP WLS BF H R ER SO BB IBB HBP BLK WP HR S P ERA WHIP																								
Jon Lieber, R (1, 1) ERA: 4.11	6.0		24	7	2	2	5	2	0	0	0	0	0	0	10	14	0.00	3.000							
Scott Sanders, R (7, 1) ERA: 5.57	0.0		2	0	0	0	0	2	0	0	0	0	0	2	10										
Felix Heredia, L (7, 1) ERA: 4.34	0.1	L	2	1	2	2	1	0	0	0	0	0	0	5	9	54.00	3.000								
Rick Aguilera, R (7, 1) ERA: 3.54	0.2		6	2	3	0	2	0	0	0	0	1	0	14	19	0.00	3.000								
Terry Adams, R (8, 1) ERA: 3.91	1.0		4	1	1	1	0	0	0	0	0	0	1	4	7	9.00	1.000								

Chicago Cubs @ San Diego Padres  
Qualcomm Stadium, San Diego, CA  
Mon Aug 30 1999, 10:05 PM EDT  
Att: 21,874 - Unknown - 70 F

AB 35  
R 8  
H 10  
RBI 7  
BB 2  
SO 9  
LOB 13



Batter	1	2	3	4	5	6	7	8	9	AB	R	H	RBI	BB	SO	LOB	TOP			
Lance Johnson, L (1,8) OBP: 0.323, SLG: 0.350	2-1 G3-1		0-1 G4-3			2-3 K		1-2 G6-3		4	0	0	0	0	1	0				
Mickey Morandini, L (1,4) OBP: 0.322, SLG: 0.337	0-1 1B		0-1 L4			0-0 G4-1			4-1 HR BB	3	1	1	0	1	0	0				
Sammy Sosa, R (1,9) OBP: 0.377, SLG: 0.679	2-3 K		0-2 F9			4-1 HBP			0-0 HR	3	1	1	2	0	1	1				
Mark Grace, L (1,3) OBP: 0.397, SLG: 0.485	1-0 G3			0-1 G3-1		1-0 F8			1-1 G4-3	4	0	0	0	0	0	2				
Henry Rodriguez, L (1,7) OBP: 0.399, SLG: 0.569		2-2 G4-3 2B		1-1 L8			2-0 G3		2-2 G3	4	1	1	0	0	0	0				
Gary Gaetti, R (1,5) OBP: 0.267, SLG: 0.349		0-0 G4-3		1-0 G5-3			1-3 K		2-2 1B	4	0	1	0	0	1	1				
Jeff Reed, L (1,2) OBP: 0.360, SLG: 0.363		1-0 G6-3			0-1 F7		0-0 G4-3		1-1 G4-3	4	0	0	1	0	0	1				
Jose Nieves, R (1,6) OBP: 0.288, SLG: 0.320		1-0 1B			1-0 G5-3			0-1 L7		3	0	1	0	0	0	0				
Micah Bowie, L (1,1) OBP: 0.286, SLG: 0.167									0-0 G1-3	0	0	0	0	0	0	0				
Rodney Myers, R (1,1) OBP: 0.429, SLG: 0.571										2	0	0	0	0	1	1				
Jeff Blausler, R (6,PH) OBP: 0.368, SLG: 0.431										1	0	0	0	0	0	0				
Scott Sanders, R (8,1) OBP: 0.294, SLG: 0.412										0	0	0	0	0	0	0				
<b>Inning Stats</b>	R: 0 E: 0 K: 1 S: 9	H: 1 LOB: 1 BB: 0 P: 14	R: 1 E: 0 K: 0 S: 7	H: 2 LOB: 1 BB: 0 P: 11	R: 0 E: 0 K: 0 S: 7	H: 0 LOB: 0 BB: 0 P: 7	R: 0 E: 0 K: 0 S: 5	H: 0 LOB: 0 BB: 0 P: 7	R: 0 E: 0 K: 1 S: 6	H: 0 LOB: 1 BB: 0 P: 16	R: 0 E: 0 K: 1 S: 7	H: 0 LOB: 0 BB: 0 P: 10	R: 0 E: 0 K: 0 S: 7	H: 0 LOB: 0 BB: 0 P: 8	R: 2 E: 0 K: 0 S: 12	H: 2 LOB: 1 BB: 1 P: 22	1B: 3 2B: 1 3B: 0 HR: 1	SF: 0 SAC: 0 DP: 0 HBP: 1	WP: 0 PB: 0 SB: 0 CS: 0	PA: 34
<b>PITCHER</b> Andy Ashby, R (1,1) ERA: 3.59	IP: 9.0 WLS: W BF: 34 H: 5 R: 3 ER: 3 SO: 4 BB: 1 IBB: 0 HBP: 1 BLK: 0 WP: 0 HR: 1 S: 69 P: 103 ERA: 3.00 WHIP: 0.667																			

Chicago Cubs @ San Diego Padres  
Qualcomm Stadium, San Diego, CA  
Tue Aug 31 1999, 10:05 PM EDT  
Att: 24,935 - Unknown - 69 F

AB 32  
R 3  
H 5  
RBI 3  
BB 1  
SO 4  
LOB 6



Batter	1	2	3	4	5	6	7	8	9	AB	R	H	RBI	BB	SO	LOB	BOTTOM	
Quilvio Veras, S (1,4) OBP: 0.362, SLG: 0.355	G6-3		0-1 G6-3			1-1 G4-3				4	0	0	0	0	0	1		
Tony Gwynn, L (1,9) OBP: 0.381, SLG: 0.459							1-0 G4-3			4	2	2	0	0	0	0		
Dave Magadan, L (8,3) OBP: 0.363, SLG: 0.350		1B HR	1B G4-3							0	0	0	0	0	0	0		
Reggie Sanders, R (1,7) OBP: 0.397, SLG: 0.557	0-1 HR	0-1 G4-3		0-1 L9		1-0 P9				4	1	2	0	0	0	0		
Phil Nevin, R (1,5) OBP: 0.350, SLG: 0.575	1-0 HR	0-0 G4-3		2-0 P3			0-0 G6-3			4	1	2	3	0	0	0		
Eric Owens, R (1,3) OBP: 0.333, SLG: 0.405	3-2 1B	2-0 G4-3			0-0 F9			2-2 L9		4	1	1	1	0	0	2		
Ben Davis, S (1,2) OBP: 0.297, SLG: 0.365	4-0 1B	3-3 K			0-1 G6-3			0-0 L3		3	1	0	0	1	1	2		
Ruben Rivera, R (1,8) OBP: 0.292, SLG: 0.414	3-2 2B	1-2 G1-3			0-2 F8			3-3 K		4	1	1	1	0	1	2		
Chris Gomez, R (1,6) OBP: 0.332, SLG: 0.285	1-2 1B		2-0 P6			2-3 K				3	0	1	2	0	1	0		
Andy Ashby, R (1,1) OBP: 0.196, SLG: 0.189	3-1 G6-3		1-1 K			2-3 K				3	0	0	0	0	2	1		
<b>Inning Stats</b>	R: 6 E: 0 K: 0 S: 19	H: 6 LOB: 1 BB: 1 P: 35	R: 1 E: 0 K: 1 S: 14	H: 3 LOB: 2 BB: 0 P: 23	R: 0 E: 0 K: 1 S: 6	H: 0 LOB: 0 BB: 0 P: 9	R: 0 E: 0 K: 0 S: 5	H: 0 LOB: 0 BB: 0 P: 8	R: 0 E: 0 K: 2 S: 12	H: 0 LOB: 0 BB: 0 P: 17	R: 0 E: 0 K: 0 S: 3	H: 0 LOB: 0 BB: 0 P: 5	R: 0 E: 0 K: 1 S: 9	H: 0 LOB: 0 BB: 0 P: 14	1B: 6 2B: 1 3B: 1 HR: 1	SF: 0 SAC: 0 DP: 0 HBP: 0	WP: 0 PB: 0 SB: 0 CS: 0	PA: 34
<b>PITCHER</b> Micah Bowie, L (1,1) ERA: 12.18	IP: 0.1 WLS: L BF: 8 H: 6 R: 0 ER: 6 SO: 0 BB: 1 IBB: 0 HBP: 0 BLK: 0 WP: 0 HR: 1 S: 16 P: 31 ERA: 162.00 WHIP: 21.000																	
<b>PITCHER</b> Rodney Myers, R (1,1) ERA: 4.71	IP: 6.2 WLS: W BF: 23 H: 3 R: 1 ER: 1 SO: 4 BB: 0 IBB: 0 HBP: 0 BLK: 0 WP: 0 HR: 0 S: 49 P: 72 ERA: 1.35 WHIP: 0.450																	
<b>PITCHER</b> Scott Sanders, R (8,1) ERA: 5.8	IP: 1.0 WLS: W BF: 3 H: 0 R: 0 ER: 0 SO: 1 BB: 0 IBB: 0 HBP: 0 BLK: 0 WP: 0 HR: 0 S: 9 P: 14 ERA: 0.00 WHIP: 0.000																	

Chicago Cubs @ San Diego Padres  
Qualcomm Stadium, San Diego, CA  
Tue Aug 31 1999, 10:05 PM EDT  
Att: 24,935 - Unknown - 69 F

AB 33  
R 7  
H 9  
RBI 7  
BB 1  
SO 5  
LOB 8





Batter	1	2	3	4	5	6	7	8	9	AB	R	H	RBI	BB	SO	LOB	TOP		
Chad Meyers, R (1,4) OBP: 0.289, SLG: 0.278 Mickey Morandini, L (9, PH) OBP: 0.322, SLG: 0.337	1-0 P6		2-1 F8			2-3 K		0-2 P6	3 0 0 0 0 1 0 1 0 0 0 0 0 0										
Jeff Blausler, R (1,5) OBP: 0.360, SLG: 0.421	2-3 K			3-2 G1-3		2-2 K		1-2 G6-3	4 0 0 0 0 2 0										
Mark Grace, L (1,3) OBP: 0.394, SLG: 0.481	3-3 K			3-3 K			3-2 G3-1	3-2 F7	4 0 0 0 0 2 0										
Sammy Sosa, R (1,8) OBP: 0.380, SLG: 0.685		4-1 FC6-4 BB		0-0 HR			4-2 1B BB		1 1 1 1 2 0 0										
Glenallen Hill, R (1,9) OBP: 0.368, SLG: 0.597 Lance Johnson, L (9,8) OBP: 0.323, SLG: 0.350		3-2 F8		2-0 G6-3			2-2 FC5 1B		3 0 1 0 0 0 1 0 0 0 0 0 0 0										
Henry Rodriguez, L (1,7) OBP: 0.396, SLG: 0.565		1-3 K			3-2 G4-3		0-1 FC5		3 0 0 0 0 1 2										
Benito Santiago, R (1,2) OBP: 0.305, SLG: 0.365	1-0 FC6-4 SAFE			1-2 L9				1-0 P4	3 0 0 0 0 0 1								AB 28		
Jose Nieves, R (1,6) OBP: 0.280, SLG: 0.310			3-2 K		1-3 K			1-2 F7	3 0 0 0 0 2 0								R 1		
Steve Trachsel, R (1,1) OBP: 0.115, SLG: 0.118 Manny Alexander, R (8, PH) OBP: 0.314, SLG: 0.360 Terry Adams, R (8,1)			2-3 K			0-0 L9		2-3 K	2 0 0 0 0 1 0 1 0 0 0 0 1 0 0 0 0 0 0 0 0								H 2		
<b>Inning Stats</b>	R: 0 E: 0 K: 2 S: 8	H: 0 LOB: 0 BB: 0 P: 14	R: 0 E: 0 K: 1 S: 8	H: 0 LOB: 1 BB: 1 P: 17	R: 0 E: 0 K: 2 S: 9	H: 0 LOB: 0 BB: 0 P: 16	R: 1 E: 0 K: 1 S: 10	H: 1 LOB: 0 BB: 0 P: 18	R: 0 E: 0 K: 2 S: 10	H: 0 LOB: 0 BB: 0 P: 15	R: 0 E: 0 K: 0 S: 11	H: 1 LOB: 1 BB: 1 P: 20	R: 0 E: 0 K: 1 S: 9	H: 0 LOB: 0 BB: 0 P: 13	R: 0 E: 0 K: 0 S: 10	H: 0 LOB: 0 BB: 0 P: 14	1B: 1 2B: 0 3B: 0 HR: 1	SF: 0 SAC: 0 DP: 0 HBP: 0	WP: 0 PA: 30 PB: 0 SB: 0 CS: 0
<b>PITCHER</b>	IP WLS BF H R ER SO BB IBB HBP BLK WP HR S P ERA WHIP																		
Sterling Hitchcock, L (1,1) ERA: 4.23	7.0 L 24 2 1 1 9 2 0 0 0 0 0 1 64 112 1.29 0.571																		
Dan Miceli, R (8,1) ERA: 4.45	2.0 6 0 0 0 1 0 0 0 0 0 0 0 19 27 0.00 0.000																		

Chicago Cubs @ San Diego Padres  
Qualcomm Stadium, San Diego, CA  
Wed Sep 01 1999, 10:35 PM EDT  
Att: 31,132 - Unknown - 69 F

AB	28
R	1
H	2
RBI	1
BB	2
SO	10
LOB	4



Batter	1	2	3	4	5	6	7	8	9	AB	R	H	RBI	BB	SO	LOB	BOTTOM		
Quilvio Veras, S (1,4) OBP: 0.363, SLG: 0.357	1-0 1B BLK		1-2 CS 1B			0-0 G4-3		2-3 K2-3	4 0 2 0 0 1 0										
Tony Gwynn, L (1,9) OBP: 0.376, SLG: 0.453	1-0 F7		1-3 K			1-2 G3		0-0 L8	4 0 0 0 0 1 2										
Reggie Sanders, R (1,7) OBP: 0.393, SLG: 0.551	2-2 G5-3		1-3 K			2-2 G4-3		2-3 K	4 0 0 0 0 2 1										
Phil Nevin, R (1,5) OBP: 0.352, SLG: 0.573	0-0 S 1B			3-1 F8			1-2 G1-3		4 0 2 0 0 0 0										
Wally Joyner, L (1,3) OBP: 0.363, SLG: 0.331	4-2 P6			0-0 P6			4-2 G1-6-3 BB		2 0 0 0 2 0 1										
Ruben Rivera, R (1,8) OBP: 0.292, SLG: 0.410	1-2 BB			2-3 K			4-2 G1-6-3 BB		3 0 0 0 1 2 3										
Ben Davis, S (1,2) OBP: 0.293, SLG: 0.360		3-2 G4-3			1-2 G3-1			3-2 G1-6-3	3 0 0 0 0 0 2								AB 29		
Chris Gomez, R (1,6) OBP: 0.329, SLG: 0.282 John Vander Wal, L (7, PH) OBP: 0.370, SLG: 0.436 Damian Jackson, R (8,6) OBP: 0.325, SLG: 0.367		2-2 G1-3			1-1 G6-3			4-1 FC4-6 IBB	2 0 0 0 0 0 0 0 0 0 0 1 0 0 0 0 0 0 0 0 0								R 0		
Sterling Hitchcock, L (1,1) OBP: 0.115, SLG: 0.061 Dave Magadan, L (7, PH) OBP: 0.362, SLG: 0.349 Dan Miceli, R (8,1)		1-3 K			1-3 K			0-0 FC4-6	2 0 0 0 0 2 0 1 0 0 0 0 0 3 0 0 0 0 0 0 0								H 4		
<b>Inning Stats</b>	R: 0 E: 0 K: 1 S: 11	H: 2 LOB: 3 BB: 1 P: 20	R: 0 E: 0 K: 1 S: 9	H: 0 LOB: 0 BB: 0 P: 15	R: 0 E: 0 K: 2 S: 10	H: 1 LOB: 0 BB: 0 P: 12	R: 0 E: 0 K: 1 S: 6	H: 0 LOB: 0 BB: 0 P: 11	R: 0 E: 0 K: 0 S: 7	H: 0 LOB: 0 BB: 0 P: 10	R: 0 E: 0 K: 0 S: 18	H: 0 LOB: 3 BB: 3 P: 34	R: 0 E: 0 K: 2 S: 8	H: 0 LOB: 0 BB: 0 P: 12	R: 0 E: 0 K: 0 S: 7	H: 1 LOB: 0 BB: 0 P: 11	1B: 4 2B: 0 3B: 0 HR: 0	SF: 0 SAC: 0 DP: 1 HBP: 0	WP: 0 PA: 33 PB: 0 SB: 1 CS: 1
<b>PITCHER</b>	IP WLS BF H R ER SO BB IBB HBP BLK WP HR S P ERA WHIP																		
Steve Trachsel, R (1,1) ERA: 5.83	7.0 W 27 3 0 0 6 3 0 0 0 0 0 0 69 113 0.00 0.857																		
Terry Adams, R (8,1) ERA: 3.75	2.0 S 6 1 0 0 2 0 0 0 0 0 0 0 15 23 0.00 0.500																		

Chicago Cubs @ San Diego Padres  
Qualcomm Stadium, San Diego, CA  
Wed Sep 01 1999, 10:35 PM EDT  
Att: 31,132 - Unknown - 69 F


AB	29
R	0
H	4
RBI	0
BB	4
SO	8
LOB	12












Batter	1	2	3	4	5	6	7	8	9	AB	R	H	RBI	BB	SO	LOB	TOP										
Quilvio Veras, S OBP: 0.365, SLG: 0.356	4-0 BB G6-4-3		1-2 P6			0-1 G6-3		0-2 1B		3	0	1	1	1	0	1	<b>San Diego Padres @ Florida Marlins</b> Pro Player Stadium, Miami, FL Sat Sep 04 1999, 7:05 PM EDT Att: 25,478 - Unknown - 92 F										
Tony Gwynn, L OBP: 0.372, SLG: 0.459	1-1 F7			0-1 G3		2-2 F8		0-1 L7		4	0	0	0	0	0	2											
Reggie Sanders, R OBP: 0.390, SLG: 0.546	1-0 G6-4-3			2-3 K			1-1 G1-3	0-3 K		4	0	0	0	0	2	2											
Phil Nevin, R OBP: 0.352, SLG: 0.569		2-2 P5		0-1 P3			1-1 G5-3		1-3 K	4	0	0	0	0	1	0											
Wally Joyner, L OBP: 0.356, SLG: 0.321		0-3 K			0-0 G4-3		1-3 K		0-0 L7	4	0	0	0	0	2	0											
Ben Davis, S OBP: 0.297, SLG: 0.374		1-3 K			2-1 HR			4-1 BB 3B	0-2 G1-3	3	2	1	1	1	1	0											
Ruben Rivera, R OBP: 0.294, SLG: 0.405			0-1 G1		1-3 K			4-2 BB 3B		2	1	0	0	1	1	0											
Chris Gomez, R OBP: 0.329, SLG: 0.293			2-2 F8		2-3 K			0-0 BB 1B 3B		3	1	1	2	0	1	0											
Buddy Carlyle, L OBP: 0.287, SLG: 0.500 Matt Whiteside, R OBP: 0.307, SLG: 0.432 John Vander Wal, L OBP: 0.307, SLG: 0.432 Carlos Reyes, S OBP: 0.312, SLG: 0.347 Dave Magadan, L OBP: 0.299, SLG: 0.347 Matt Whisenant, R OBP: 0.312, SLG: 0.347	0-2 E6			1-3 K				3-2 L7		1	0	0	0	0	0	0											
<b>Inning Stats</b>	R: 0 E: 0 K: 0 S: 3	H: 0 LOB: 0 BB: 1 P: 9	R: 0 E: 0 K: 2 S: 10	H: 0 LOB: 0 BB: 0 P: 13	R: 0 E: 1 K: 0 S: 11	H: 0 LOB: 1 BB: 0 P: 14	R: 0 E: 0 K: 1 S: 7	H: 0 LOB: 0 BB: 0 P: 9	R: 1 E: 0 K: 2 S: 9	H: 1 LOB: 0 BB: 0 P: 14	R: 0 E: 0 K: 1 S: 8	H: 0 LOB: 0 BB: 0 P: 11	R: 0 E: 0 K: 1 S: 7	H: 0 LOB: 0 BB: 0 P: 10	R: 3 E: 0 K: 1 S: 16	H: 2 LOB: 1 BB: 2 P: 27		R: 0 E: 0 K: 1 S: 8	H: 0 LOB: 0 BB: 0 P: 9	1B: 1 2B: 0 3B: 1 HR: 1	SF: 0 SAC: 0 DP: 1 HBP: 0	WP: 0 PB: 0 SB: 1 CS: 0	PA: 33				
<b>PITCHER</b>	IP	WLS	BF	H	R	ER	SO	BB	IBB	HBP	BLK	WP	HR	S	P	ERA	WHIP										
Alex Fernandez, R ERA: 3.38	7.1	W	27	2	4	4	7	3	0	0	0	0	1	63	99	4.91	0.682										
Braden Looper, R ERA: 3.66	0.1	H	2	1	0	0	0	0	0	0	0	0	0	5	5	0.00	3.000										
Antonio Alfonseca, R ERA: 3.24	1.1	S	4	0	0	0	2	0	0	0	0	0	0	11	12	0.00	0.000										

Batter	1	2	3	4	5	6	7	8	9	AB	R	H	RBI	BB	SO	LOB	BOTTOM										
Luis Castillo, S OBP: 0.381, SLG: 0.366	4-2 SF9 BB	4-1 BB		4-2 2B BB		0-0 G4-3		3-2 G4-6-3		2	2	0	0	3	0	2	<b>San Diego Padres @ Florida Marlins</b> Pro Player Stadium, Miami, FL Sat Sep 04 1999, 7:05 PM EDT Att: 25,478 - Unknown - 92 F										
Alex Gonzalez, R OBP: 0.304, SLG: 0.425	2-2 L6	0-1 G6-3		0-1 P2		1-2 F8				4	0	0	0	0	0	4											
Bruce Aven, R OBP: 0.370, SLG: 0.466	4-0 BB		4-2 G4-3 1B BB	1-1 F9 2B		0-3 K				2	1	1	1	2	1	0											
Kevin Millar, R OBP: 0.373, SLG: 0.440	1-2 SF9		1-2 G4-3 1B BB	1-1 F9			1-3 K			3	1	1	1	0	1	1											
Preston Wilson, R OBP: 0.347, SLG: 0.505	3-1 HBP		0-2 G4-3	1-1 G5-3			2-3 K			3	0	0	0	0	1	3											
Danny Bautista, R OBP: 0.302, SLG: 0.422 Antonio Alfonseca, R	2-2 P3		0-2 S 1B		0-2 G4-3		1-1 G1-3			4	1	1	2	0	0	2											
Mike Lowell, R OBP: 0.327, SLG: 0.391		0-3 K	1-1 G6-3 1B		1-1 G5-3			1-0 F8		4	0	1	1	0	1	0											
Mike Redmond, R OBP: 0.384, SLG: 0.350		0-1 BB 1B	1-1 G6-3		0-1 G4-3			4-2 BB BB		3	0	1	0	1	0	1											
Alex Fernandez, R OBP: 0.233, SLG: 0.465 Braden Looper, R Mark Kotsay, L OBP: 0.298, SLG: 0.390	1-1 P5	1-2 G6-3	3-2 G6-3		3-1 HR			4-1 BB		3	1	1	1	0	0	2											
<b>Inning Stats</b>	R: 1 E: 0 K: 0 S: 15	H: 0 LOB: 2 BB: 2 P: 31	R: 0 E: 0 K: 1 S: 11	H: 1 LOB: 2 BB: 1 P: 16	R: 3 E: 0 K: 0 S: 20	H: 3 LOB: 1 BB: 1 P: 30	R: 1 E: 0 K: 0 S: 10	H: 1 LOB: 1 BB: 1 P: 17	R: 0 E: 0 K: 0 S: 7	H: 0 LOB: 0 BB: 0 P: 8	R: 1 E: 0 K: 1 S: 9	H: 1 LOB: 0 BB: 0 P: 13	R: 0 E: 0 K: 2 S: 8	H: 0 LOB: 0 BB: 0 P: 12	R: 0 E: 0 K: 0 S: 7	H: 0 LOB: 1 BB: 2 P: 19		R: 0 E: 0 K: 0 S: 7	H: 0 LOB: 2 BB: 2 P: 9	1B: 4 2B: 1 3B: 0 HR: 1	SF: 1 SAC: 0 DP: 1 HBP: 1	WP: 0 PB: 0 SB: 4 CS: 0	PA: 37				
<b>PITCHER</b>	IP	WLS	BF	H	R	ER	SO	BB	IBB	HBP	BLK	WP	HR	S	P	ERA	WHIP										
Buddy Carlyle, R ERA: 5.23	3.1	L	21	5	5	5	1	5	0	1	0	0	0	11	14	0.00	3.000										
Matt Whiteside, R ERA: 25.07	1.2		5	0	0	0	0	0	0	0	0	0	0	11	14	0.00	0.000										
Carlos Reyes, R ERA: 3.12	2.0	7	1	1	1	3	0	0	0	0	0	0	1	17	25	4.50	0.500										
Matt Whisenant, L ERA: 5.44	1.0	4	0	0	0	0	2	0	0	0	0	0	0	7	19	0.00	2.000										



Batter	1	2	3	4	5	6	7	8	9	AB	R	H	RBI	BB	SO	LOB	TOP										
<b>Damian Jackson, R</b> OBP: 0.330, SLG: 0.367 (1, 4)	F7		K				K		P4	5	0	1	1	0	2	1	<b>San Diego Padres @ Florida Marlins</b> Pro Player Stadium, Miami, FL Sun Sep.05.1999, 4:05 PM EDT Att: 15,875 - Cloudy - 89 F										
<b>Tony Gwynn, L</b> OBP: 0.370, SLG: 0.455 <b>Trevor Hoffman, R</b> OBP: 0.500, SLG: 1.000 (1, 9)	F7			G3	F7		G4-3		E 1B	5	0	1	0	0	0	2											
<b>Reggie Sanders, R</b> OBP: 0.386, SLG: 0.539 (1, 7)	F7			G3-1	L9			G5-3	P4	5	0	0	0	0	0	4											
<b>Phil Nevin, R</b> OBP: 0.355, SLG: 0.572 (1, 5)		K								4	1	2	1	1	1	0											
<b>Dave Magadan, L</b> OBP: 0.361, SLG: 0.353 (1, 3)	G4-3									5	1	2	1	0	1	3											
<b>Eric Owens, R</b> OBP: 0.335, SLG: 0.408 (1, 8)										4	0	2	1	0	0	1											
<b>Ben Davis, S</b> OBP: 0.300, SLG: 0.370 (1, 2)										2	1	0	0	2	2	1											
<b>Chris Gomez, R</b> OBP: 0.327, SLG: 0.293 (1, 6)										4	1	1	0	0	1	4											
<b>Matt Clement, R</b> OBP: 0.170, SLG: 0.099 (7, 1) <b>Donnie Wall, R</b> OBP: 0.346, SLG: 0.594 (7, 1) <b>Dan Miceli, R</b> OBP: 0.364, SLG: 0.545 (9, 1) <b>John Vander Wal, L</b> OBP: 0.154, SLG: 0.083 (9, 1) <b>Ruben Rivera, R</b> OBP: 0.296, SLG: 0.405 (9, 8)										3	0	0	0	0	0	1											
<b>Inning Stats</b>	R: 0 E: 0 K: 0 S: 8	H: 0 LOB: 0 BB: 0 P: 14	R: 0 E: 0 K: 2 S: 10	H: 1 LOB: 1 BB: 0 P: 14	R: 0 E: 0 K: 1 S: 9	H: 0 LOB: 0 BB: 0 P: 11	R: 1 E: 0 K: 0 S: 8	H: 1 LOB: 1 BB: 1 P: 18	R: 2 E: 1 K: 1 S: 12	H: 2 LOB: 2 BB: 0 P: 20	R: 0 E: 0 K: 0 S: 7	H: 1 LOB: 2 BB: 1 P: 15	R: 0 E: 0 K: 1 S: 9	H: 0 LOB: 0 BB: 0 P: 12	R: 1 E: 0 K: 1 S: 16	H: 2 LOB: 2 BB: 1 P: 27		R: 1 E: 1 K: 1 S: 17	H: 2 LOB: 2 BB: 1 P: 27	1B: 6 2B: 3 3B: 0 HR: 0	SF: 0 SAC: 0 DP: 0 HBP: 0	WP: 0 PB: 1 SB: 1 CS: 0	PA: 41				
<b>PITCHER</b>	IP	WLS	BF	H	R	ER	SO	BB	IBB	HBP	BLK	WP	HR	S	P	ERA	WHIP										
<b>Vladimir Nunez, R</b> ERA: 3.33 (1, 1)	7.0	L	29	5	3	1	5	1	1	0	0	0	0	63	104	1.29	0.857										
<b>Brian Edmondson, R</b> ERA: 5.75 (8, 1)	1.0		6	2	1	1	1	0	1	0	0	0	0	16	27	9.00	2.000										
<b>Jesus Sanchez, L</b> ERA: 6.11 (9, 1)	0.1		3	1	1	1	0	1	0	0	0	0	0	9	16	27.00	6.000										
<b>Rafael Medina, R</b> ERA: 6.0 (9, 1)	0.2		3	1	0	0	1	0	0	0	0	0	0	8	11	0.00	1.500										

Batter	1	2	3	4	5	6	7	8	9	AB	R	H	RBI	BB	SO	LOB	BOTTOM										
<b>Luis Castillo, S</b> OBP: 0.383, SLG: 0.367 (1, 4)	K									3	1	2	1	1	1	0	<b>San Diego Padres @ Florida Marlins</b> Pro Player Stadium, Miami, FL Sun Sep.05.1999, 4:05 PM EDT Att: 15,875 - Cloudy - 89 F										
<b>Dave Berg, R</b> OBP: 0.370, SLG: 0.394 (1, 6)	G6-3									4	0	1	1	0	1	3											
<b>Bruce Aven, R</b> OBP: 0.372, SLG: 0.465 (1, 7)										3	0	1	0	0	1	1											
<b>Danny Bautista, R</b> OBP: 0.301, SLG: 0.419 (1, 9)	K									4	0	1	0	0	2	2											
<b>Mark Kotsay, L</b> OBP: 0.298, SLG: 0.388 <b>Rafael Medina, R</b> OBP: 0.346, SLG: 0.594 (9, 1)	K									4	0	1	0	0	1	0											
<b>Ramon Castro, R</b> OBP: 0.370, SLG: 0.478 (1, 2)	G5-3									3	0	0	0	1	0	1											
<b>Todd Dunwoody, L</b> OBP: 0.264, SLG: 0.313 (1, 8)	F9									4	1	0	0	0	0	2											
<b>Chris Clapinski, S</b> OBP: 0.357, SLG: 0.340 (1, 5)										3	0	0	0	1	1	0											
<b>Vladimir Nunez, R</b> OBP: 0.050, SLG: 0.050 (1, 1) <b>Preston Wilson, R</b> OBP: 0.346, SLG: 0.594 (7, PH) <b>Brian Edmondson, R</b> OBP: 0.364, SLG: 0.545 (9, 1) <b>Jesus Sanchez, L</b> OBP: 0.154, SLG: 0.083 (9, 1) <b>Kevin Millar, R</b> OBP: 0.373, SLG: 0.440 (9, 3)										2	0	0	0	0	1	0											
<b>Inning Stats</b>	R: 0 E: 0 K: 2 S: 9	H: 0 LOB: 1 BB: 0 P: 14	R: 0 E: 0 K: 1 S: 5	H: 0 LOB: 0 BB: 0 P: 9	R: 1 E: 0 K: 1 S: 12	H: 2 LOB: 1 BB: 0 P: 20	R: 0 E: 0 K: 0 S: 10	H: 2 LOB: 1 BB: 0 P: 17	R: 0 E: 0 K: 1 S: 11	H: 0 LOB: 1 BB: 1 P: 20	R: 0 E: 0 K: 0 S: 5	H: 1 LOB: 0 BB: 0 P: 7	R: 1 E: 0 K: 1 S: 12	H: 1 LOB: 2 BB: 2 P: 27	R: 0 E: 0 K: 1 S: 6	H: 0 LOB: 0 BB: 0 P: 10		R: 0 E: 0 K: 1 S: 7	H: 0 LOB: 0 BB: 0 P: 10	1B: 6 2B: 0 3B: 0 HR: 0	SF: 0 SAC: 0 DP: 1 HBP: 1	WP: 0 PB: 0 SB: 1 CS: 0	PA: 35				
<b>PITCHER</b>	IP	WLS	BF	H	R	ER	SO	BB	IBB	HBP	BLK	WP	HR	S	P	ERA	WHIP										
<b>Matt Clement, R</b> ERA: 4.89 (7, 1) <b>Donnie Wall, R</b> ERA: 3.1 (7, 1) <b>Dan Miceli, R</b> ERA: 4.35 (9, 1) <b>Trevor Hoffman, R</b> ERA: 2.26 (9, 1)	6.1	H	26	5	2	2	5	3	0	1	0	0	0	5	9	0.00	3.000										
	0.1		2	1	0	0	0	0	0	0	0	0	0	5	9	0.00	3.000										
	1.1	H	4	0	0	0	2	0	0	0	0	0	0	9	16	0.00	0.000										
	1.0	S	3	0	0	0	1	0	0	0	0	0	0	7	10	0.00	0.000										



Batter	1	2	3	4	5	6	7	8	9	AB	R	H	RBI	BB	SO	LOB	TOP								
Quilvio Veras, S OBP: 0.370, SLG: 0.362	G4-3 2B		G4-3 BB		BB HR 1B		FC4-6 BB			2	1	2	0	2	0	0	<b>San Diego Padres @ Pittsburgh Pirates</b> Three Rivers Stadium, Pittsburgh, PA Mon Sep 06 1999, 1:35 PM EDT Att: 16,663 - Sunny - 84 F								
Eric Owens, R OBP: 0.334, SLG: 0.405	G6-3		G4-3		HR BB		FC4-6			3	1	0	1	1	0	3									
Tony Gwynn, L OBP: 0.371, SLG: 0.468	G4-3		G4-3 2B		HR		F8			4	1	2	3	0	0	2									
Phil Nevin, R OBP: 0.351, SLG: 0.564	G4-3		F8		L5			F8		4	0	0	0	0	0	2									
Wally Joyner, L OBP: 0.355, SLG: 0.320		F8 1B 1B		K		G6-3		K		4	0	1	0	0	2	0									
Ben Davis, S OBP: 0.300, SLG: 0.368		G1-3 1B		K		G4-3		K		4	0	1	0	0	2	0									
Ruben Rivera, R OBP: 0.293, SLG: 0.401		F8		K		P9			K	4	0	0	0	0	2	2									
Damian Jackson, R OBP: 0.329, SLG: 0.364		G1-3				P3		G6-3		3	1	0	0	1	0	2									
Andy Ashby, R OBP: 0.190, SLG: 0.182																									
Matt Whisenant, R OBP: 0.297, SLG: 0.314																									
Trevor Hoffman, R OBP: 0.500, SLG: 1.000																									
<b>Inning Stats</b>	R: 0 E: 0 K: 0 S: 9	H: 1 LOB: 1 BB: 0 P: 12	R: 0 E: 0 K: 1 S: 10	H: 2 LOB: 2 BB: 0 P: 12	R: 0 E: 0 K: 0 S: 8	H: 1 LOB: 1 BB: 1 P: 15	R: 0 E: 0 K: 3 S: 10	H: 0 LOB: 0 BB: 0 P: 17	R: 3 E: 0 K: 0 S: 9	H: 2 LOB: 0 BB: 1 P: 19	R: 0 E: 0 K: 0 S: 4	H: 0 LOB: 0 BB: 0 P: 6	R: 1 E: 0 K: 0 S: 9	H: 0 LOB: 1 BB: 2 P: 19	R: 0 E: 0 K: 2 S: 10	H: 0 LOB: 0 BB: 0 P: 15	R: 0 E: 0 K: 1 S: 10	H: 0 LOB: 0 BB: 0 P: 14	1B: 3 2B: 2 3B: 0 HR: 1	SF: 0 SAC: 1 DP: 0 HBP: 0	WP: 0 PB: 0 SB: 1 CS: 0	PA: 36			
<b>PITCHER</b>	IP	WLS	BF	H	R	ER	SO	BB	IBB	HBP	BLK	WP	HR	S	P	ERA	WHIP								
Todd Ritchie, R ERA: 3.66	5.0	L	22	6	3	3	4	2	0	0	0	0	1	46	75	5.40	1.600								
Jimmy Anderson, L ERA: 3.33	2.0		8	0	1	1	0	2	0	0	0	0	0	13	25	4.50	1.000								
Pete Schourek, L ERA: 5.44	2.0		6	0	0	0	3	0	0	0	0	0	0	20	29	0.00	0.000								

AB	31
R	4
H	6
RBI	4
BB	4
SO	7
LOB	13



Batter	1	2	3	4	5	6	7	8	9	AB	R	H	RBI	BB	SO	LOB	BOTTOM								
Al Martin, L OBP: 0.342, SLG: 0.533	P6		HR		BB			K		3	1	1	1	1	1	1	<b>San Diego Padres @ Pittsburgh Pirates</b> Three Rivers Stadium, Pittsburgh, PA Mon Sep 06 1999, 1:35 PM EDT Att: 16,663 - Sunny - 84 F								
Abraham Nunez, S OBP: 0.303, SLG: 0.245	G4-3				G4-3			G6-3		3	0	1	0	0	0	1									
Mike Benjamin, R OBP: 0.279, SLG: 0.336								1B		1	0	1	0	0	0	0									
Brian Giles, L OBP: 0.411, SLG: 0.599			F8					G6-3		2	1	0	0	2	0	3									
Kevin Young, R OBP: 0.386, SLG: 0.523			K					1B SF8 1B		4	1	2	1	0	1	2									
Ed Sprague, R OBP: 0.354, SLG: 0.475					G6-4-3 1B			P4		4	0	1	0	0	0	3									
Warren Morris, L OBP: 0.376, SLG: 0.455			F8		F8			1B		4	0	1	0	0	0	1									
Brant Brown, L OBP: 0.298, SLG: 0.458			G1-3		G6-4-3			SF8		3	0	0	0	0	0	1									
Pete Schourek, L										0	0	0	0	0	0	0									
Dale Sveum, S OBP: 0.237, SLG: 0.415										0	0	0	1	0	0	0									
Joe Oliver, R OBP: 0.284, SLG: 0.311			P4		F8			K		4	0	0	0	0	2	1									
Todd Ritchie, R OBP: 0.174, SLG: 0.178										1	0	0	0	0	0	0									
John Wehner, R OBP: 0.233, SLG: 0.281										1	0	0	0	0	0	0									
Jimmy Anderson, L OBP: 0.333, SLG: 0.444										0	0	0	0	0	0	0									
Adrian Brown, S OBP: 0.365, SLG: 0.365										1	0	1	0	0	0	0									
<b>Inning Stats</b>	R: 1 E: 0 K: 0 S: 10	H: 1 LOB: 1 BB: 1 P: 17	R: 0 E: 0 K: 0 S: 7	H: 0 LOB: 0 BB: 0 P: 11	R: 1 E: 0 K: 1 S: 13	H: 2 LOB: 1 BB: 0 P: 16	R: 0 E: 0 K: 0 S: 7	H: 1 LOB: 0 BB: 0 P: 11	R: 0 E: 0 K: 0 S: 5	H: 0 LOB: 0 BB: 1 P: 10	R: 0 E: 0 K: 1 S: 13	H: 0 LOB: 0 BB: 0 P: 17	R: 0 E: 0 K: 1 S: 16	H: 2 LOB: 1 BB: 0 P: 23	R: 0 E: 0 K: 1 S: 15	H: 2 LOB: 1 BB: 0 P: 23	1B: 6 2B: 1 3B: 0 HR: 1	SF: 1 SAC: 0 DP: 2 HBP: 0	WP: 0 PB: 0 SB: 0 CS: 1	PA: 35					
<b>PITCHER</b>	IP	WLS	BF	H	R	ER	SO	BB	IBB	HBP	BLK	WP	HR	S	P	ERA	WHIP								
Andy Ashby, R ERA: 3.55	7.0	W	27	5	2	2	2	3	0	0	0	0	1	68	103	2.57	1.143								
Matt Whisenant, L ERA: 5.32	1.0	H	3	1	0	0	1	0	0	0	0	0	0	10	15	0.00	1.000								
Trevor Hoffman, R ERA: 2.37	1.0	S	5	2	1	1	1	0	0	0	0	0	0	15	23	9.00	2.000								

AB	31
R	3
H	8
RBI	3
BB	3
SO	4
LOB	13





Batter	1	2	3	4	5	6	7	8	9	AB	R	H	RBI	BB	SO	LOB	TOP									
Quilvio Veras, S OBP: 0.369, SLG: 0.368										4	1	1	1	0	0	2	<b>San Diego Padres @ Pittsburgh Pirates</b> Three Rivers Stadium, Pittsburgh, PA Tue Sep 07 1999, 7:05 PM EDT Att: 11,058 - Overcast - 84 F									
Tony Gwynn, L OBP: 0.370, SLG: 0.468										4	0	1	0	0	0	1										
Reggie Sanders, R OBP: 0.387, SLG: 0.536										2	0	0	0	2	0	1										
Phil Nevin, R OBP: 0.350, SLG: 0.559										3	0	0	0	1	1	2										
John Vander Wal, L OBP: 0.363, SLG: 0.426										3	0	0	0	0	1	3										
Wiki Gonzalez, R OBP: 0.289, SLG: 0.306										1	0	0	0	0	0	1										
Wally Joyner, L OBP: 0.355, SLG: 0.320										0	0	0	0	0	0	0										
Ben Davis, S OBP: 0.303, SLG: 0.365										2	0	0	0	2	2	2										
Ruben Rivera, R OBP: 0.293, SLG: 0.399										4	0	1	0	0	0	5										
Damian Jackson, R OBP: 0.329, SLG: 0.362										2	0	0	0	1	1	1										
Dave Magadan, L OBP: 0.360, SLG: 0.351										1	0	0	0	0	0	1										
Sterling Hitchcock, L OBP: 0.127, SLG: 0.077										3	0	1	0	0	2	0										
Eric Owens, R OBP: 0.333, SLG: 0.404										1	0	0	0	0	0	1										
<b>Inning Stats</b>	R: 1 E: 0 K: 1 S: 11	H: 1 LOB: 0 BB: 0 P: 17	R: 0 E: 0 K: 2 S: 9	H: 0 LOB: 1 BB: 1 P: 16	R: 0 E: 0 K: 1 S: 9	H: 0 LOB: 0 BB: 0 P: 12	R: 0 E: 0 K: 1 S: 9	H: 0 LOB: 2 BB: 2 P: 20	R: 0 E: 0 K: 0 S: 6	H: 0 LOB: 1 BB: 1 P: 15	R: 0 E: 0 K: 0 S: 15	H: 0 LOB: 0 BB: 0 P: 28	R: 0 E: 0 K: 1 S: 6	H: 0 LOB: 0 BB: 0 P: 9	R: 0 E: 0 K: 0 S: 6	H: 1 LOB: 1 BB: 0 P: 12	R: 0 E: 0 K: 1 S: 10	H: 1 LOB: 1 BB: 0 P: 16	1B: 2 2B: 1 3B: 0 HR: 1	SF: 0 SAC: 0 DP: 1 HBP: 0	WP: 0 PB: 0 SB: 1 CS: 0	PA: 36				
<b>PITCHER</b>	IP	WLS	BF	H	R	ER	SO	BB	IBB	HBP	BLK	WP	HR	S	P	ERA	WHIP									
Jason Schmidt, R ERA: 4.24	(1, 1)	7.2	W	31	3	1	1	6	6	0	0	0	0	1	70	126	1.17	1.174								
Scott Sauerbeck, L ERA: 2.1	(8, 1)	0.1	H	1	0	0	0	0	0	0	0	0	0	1	3	0.00	0.000									
Jose Silva, R ERA: 5.89	(9, 1)	1.0	S	4	1	0	0	1	0	0	0	0	0	10	16	0.00	1.000									

Batter	1	2	3	4	5	6	7	8	9	AB	R	H	RBI	BB	SO	LOB	BOTTOM									
Adrian Brown, S OBP: 0.367, SLG: 0.364										3	1	1	0	1	0	2	<b>San Diego Padres @ Pittsburgh Pirates</b> Three Rivers Stadium, Pittsburgh, PA Tue Sep 07 1999, 7:05 PM EDT Att: 11,058 - Overcast - 84 F									
Mike Benjamin, R OBP: 0.277, SLG: 0.333										3	0	0	0	0	2	1										
Brian Giles, L OBP: 0.413, SLG: 0.607										4	2	3	2	0	0	0										
Kevin Young, R OBP: 0.387, SLG: 0.525										4	0	2	0	0	1	2										
Ed Sprague, R OBP: 0.353, SLG: 0.472										3	0	0	1	1	1	1										
Warren Morris, L OBP: 0.377, SLG: 0.452										3	0	0	0	1	0	3										
Chad Hermansen, R OBP: 0.342, SLG: 0.533										3	0	0	0	0	0	0										
Joe Oliver, R OBP: 0.286, SLG: 0.321										3	0	1	0	0	1	1										
Jason Schmidt, R OBP: 0.143, SLG: 0.077										2	0	0	0	1	2	0										
Scott Sauerbeck, R OBP: 0.100, SLG: 0.100										0	0	0	0	0	0	0										
<b>Inning Stats</b>	R: 0 E: 0 K: 1 S: 11	H: 1 LOB: 1 BB: 1 P: 18	R: 0 E: 0 K: 0 S: 9	H: 0 LOB: 1 BB: 1 P: 15	R: 0 E: 0 K: 1 S: 6	H: 0 LOB: 0 BB: 0 P: 10	R: 1 E: 0 K: 0 S: 12	H: 2 LOB: 0 BB: 0 P: 18	R: 0 E: 0 K: 2 S: 8	H: 0 LOB: 0 BB: 0 P: 12	R: 2 E: 0 K: 2 S: 10	H: 2 LOB: 0 BB: 0 P: 17	R: 0 E: 0 K: 0 S: 11	H: 1 LOB: 2 BB: 1 P: 21	R: 0 E: 0 K: 1 S: 6	H: 1 LOB: 2 BB: 1 P: 13	1B: 4 2B: 3 3B: 0 HR: 1	SF: 0 SAC: 1 DP: 2 HBP: 0	WP: 0 PB: 0 SB: 0 CS: 0	PA: 33						
<b>PITCHER</b>	IP	WLS	BF	H	R	ER	SO	BB	IBB	HBP	BLK	WP	HR	S	P	ERA	WHIP									
Sterling Hitchcock, L ERA: 4.19	(1, 1)	8.0	L	33	7	3	3	7	3	1	0	0	0	1	73	124	3.38	1.250								



Batter	1	2	3	4	5	6	7	8	9	10	AB	R	H	RBI	BB	SO	LOB	TOP								
Quilvio Veras, S OBP: 0.367, SLG: 0.366 (1,4)	G6-3 1-2		1-1 1B			2-2 P6		0-3 K	3-2 G4-6-3		5	0	1	0	0	1	2									
Tony Gwynn, L OBP: 0.371, SLG: 0.472 Matt Whisenant, R (8, 1) Dan Miceli, R (8, 1) John Vander Wal, L OBP: 0.362, SLG: 0.424 (9, 3)	FC5-4 1B		0-0 G1-6-3			2-1 HR		0-0 G6-3		0-0 G1-3	4	1	2	0	0	0	1									
Reggie Sanders, R OBP: 0.389, SLG: 0.543 (8, 9)	FC5-4 1-2		0-1 1B			2-0 HR		1-0 E5 1B 2B		4-0 E 1B BB	4	3	2	2	1	0	1									
Phil Nevin, R OBP: 0.351, SLG: 0.554 (1, 5)	SAFE SAFE SAFE 1-2 BB		1-0 CS		0-2 L5	3-3 K		0-0 2B 1B		0-3 K	4	1	1	0	1	2	1									
Wally Joyner, L OBP: 0.354, SLG: 0.320 Eric Owens, R OBP: 0.334, SLG: 0.407 (8, 7)	2-1 F8				1-2 G3	0-0 1B		2-2 1-H 2-H 2B		0-0 E4 1B	3	0	1	0	0	0	2									
Wiki Gonzalez, R OBP: 0.279, SLG: 0.293 (1, 2)		1-2 G3			0-0 G5-3	2-0 L7		1-1 G6-3		0-0 2H 3H 1B	5	1	1	2	0	0	2									
Ruben Rivera, R OBP: 0.294, SLG: 0.397 (1, 8)		0-3 K			1-1 G6-3		2-1 G5-3		4-2 SH1-4 BB	0-0 S 1B	4	0	1	1	1	1	0									
Chris Gomez, R OBP: 0.330, SLG: 0.293 (1, 6)		1-0 1B			2-2 G6-3		0-0 L6		SAFE 1-2 SH1-4	4-0 S 1B	3	0	1	0	1	0	0									
Woody Williams, R OBP: 0.188, SLG: 0.213 Dave Magadan, L OBP: 0.362, SLG: 0.351 Trevor Hoffman, R OBP: 0.333, SLG: 0.667 (9, 1)		0-0 G6-3			0-0 L7		1-2 F7		4-0 G4-6-3 BB	0-0 F9	3	0	0	0	0	0	1									
<b>Inning Stats</b>	R: 0 E: 0 K: 0 S: 13	H: 1 LOB: 2 BB: 1 P: 22	R: 0 E: 0 K: 1 S: 8	H: 1 LOB: 1 BB: 0 P: 10	R: 0 E: 0 K: 0 S: 7	H: 2 LOB: 0 BB: 0 P: 7	R: 0 E: 0 K: 0 S: 7	H: 0 LOB: 0 BB: 0 P: 8	R: 2 E: 0 K: 1 S: 14	H: 3 LOB: 1 BB: 0 P: 25	R: 0 E: 0 K: 0 S: 6	H: 0 LOB: 0 BB: 0 P: 9	R: 2 E: 1 K: 11 S: 15	H: 2 LOB: 1 BB: 0 P: 15	R: 0 E: 0 K: 0 S: 8	H: 0 LOB: 1 BB: 2 P: 19	R: 3 E: 1 K: 1 S: 4	H: 2 LOB: 2 BB: 2 P: 16	1B: 8 2B: 2 3B: 0 HR: 1	SF: 0 SAC: 1 DP: 2 HBP: 0	WP: 0 PB: 0 SB: 2 CS: 1	PA: 46				
<b>PITCHER</b>	IP WLS BF H R ER SO BB IBB HBP BLK WP HR S P ERA WHIP	67 Francisco Cordova, R ERA: 4.64 Scott Sauerbeck, L ERA: 2.06 Brad Clontz, R ERA: 2.49 Jeff Wallace, L ERA: 4.11 Jose Silva, R ERA: 5.65	1.1 0.2 0.2 0.0 0.2	7 5 3 1 0	2 2 0 0 0	2 2 0 0 0	1 0 0 1 0	0 0 0 0 0	0 0 0 0 0	0 0 0 0 0	1 9 12 4 6	60 9 12 4 3	91 12 12 4 6	2.57 0.00 0.00 =	1.143 3.000 1.500 =	0.00 0.00										
<b>PITCHER</b>	IP WLS BF H R ER SO BB IBB HBP BLK WP HR S P ERA WHIP	Marc Wilkins, R ERA: 4.3	10.1 1.0 L 8	2 3 0 1	3 0 0 1	0 0 0 1	0 0 0 0	0 0 0 0	0 0 0 0	0 0 0 0	16 0.00 3.000															

San Diego Padres @ Pittsburgh Pirates  
Three Rivers Stadium, Pittsburgh, PA  
Wed Sep 08 1999, 1:35 PM EDT  
Att: 10,133 - Overcast - 82 F

AB 39  
R 7  
H 11  
RBI 7  
BB 5  
SO 4  
LOB 13



Batter	1	2	3	4	5	6	7	8	9	10	AB	R	H	RBI	BB	SO	LOB	BOTTOM								
Al Martin, L OBP: 0.340, SLG: 0.532 (1, 7)	SH3 2B		0-0 P2		1-1 F7			1-3 K	1-1 P4		5	1	1	0	0	1	2									
Mike Benjamin, R OBP: 0.279, SLG: 0.341 (1, 6)	SH3 2-3		0-2 G4-3			1-0 WP 1B 2B		0-2 1B 2B		0-0 F9	4	2	2	0	0	0	0									
Brian Giles, L OBP: 0.418, SLG: 0.614 (1, 8)	1-1 2B		2-1 2B			4-1 WP 1B BB		1-1 2-H 1B		0-0 DI 1B	4	1	4	2	1	0	0									
Kevin Young, R OBP: 0.366, SLG: 0.522 (1, 3)	3-H K		3-2 L7			1-2 CS 1B		0-1 F9		0-0 F8	5	0	1	2	0	1	4									
Ed Sprague, R OBP: 0.332, SLG: 0.466 (1, 5)	4-0 BB			2-2 F8		2-3 K		2-1 L4		0-0 F7	4	0	0	0	1	1	3									
Warren Morris, L OBP: 0.375, SLG: 0.448 (1, 4)	2-0 G3-1			1-1 G3		2-3 SAFE K		SAFE K		0-3 K	4	0	0	0	0	2	3									
Chad Hermansen, R (1, 9)		2-3 K		2-3 K		1-1 SAFE CS		SAFE L4		2-3 K	4	0	0	0	0	3	0									
Keith Osik, R OBP: 0.288, SLG: 0.260 Abraham Nunez, S OBP: 0.303, SLG: 0.245 Joe Oliver, R OBP: 0.286, SLG: 0.321 (10, 2)		0-1 F8			1-3 K			0-0 F7		0-0 1B 1B	4	0	1	0	0	1	0									
67 Francisco Cordova, R ERA: 4.64 Scott Sauerbeck, L ERA: 2.06 Brad Clontz, R ERA: 2.49 Jeff Wallace, L ERA: 4.11 Jose Silva, R ERA: 5.65		0-1 G5-3			0-0 P3			1-1 1B		1-1 1B	2	0	0	0	0	0	0									
<b>Inning Stats</b>	R: 1 E: 0 K: 1 S: 10	H: 2 LOB: 2 BB: 1 P: 21	R: 0 E: 0 K: 1 S: 7	H: 0 LOB: 0 BB: 0 P: 9	R: 0 E: 0 K: 0 S: 9	H: 1 LOB: 1 BB: 0 P: 14	R: 0 E: 0 K: 1 S: 9	H: 0 LOB: 0 BB: 0 P: 14	R: 0 E: 0 K: 1 S: 6	H: 0 LOB: 0 BB: 0 P: 8	R: 2 E: 0 K: 2 S: 17	H: 2 LOB: 0 BB: 1 P: 28	R: 0 E: 0 K: 0 S: 5	H: 0 LOB: 0 BB: 0 P: 9	R: 1 E: 0 K: 12 S: 12	H: 2 LOB: 1 BB: 0 P: 16	R: 0 E: 0 K: 2 S: 11	H: 2 LOB: 2 BB: 1 P: 15	R: 0 E: 0 K: 0 S: 4	H: 1 LOB: 1 BB: 0 P: 4	1B: 5 2B: 5 3B: 0 HR: 0	SF: 0 SAC: 1 DP: 0 HBP: 0	WP: 1 PB: 0 SB: 0 CS: 1	PA: 42		
<b>PITCHER</b>	IP WLS BF H R ER SO BB IBB HBP BLK WP HR S P ERA WHIP	Woody Williams, R ERA: 4.81 Matt Whisenant, L ERA: 5.48 Dan Miceli, R ERA: 4.26 Trevor Hoffman, R ERA: 2.32	1.1 0.1 0.1 1.1 1.1	5 3 2 0 1	3 1 0 2 0	6 1 0 2 0	6 0 0 0 0	2 0 0 0 0	0 0 0 0 0	0 0 0 0 0	1 0 13 6	83 10 18 7	103 10 18 7	3.86 27.00 0.00 0.00	1.000 6.000 1.500 0.750											

San Diego Padres @ Pittsburgh Pirates  
Three Rivers Stadium, Pittsburgh, PA  
Wed Sep 08 1999, 1:35 PM EDT  
Att: 10,133 - Overcast - 82 F

AB 38  
R 4  
H 10  
RBI 4  
BB 2  
SO 9  
LOB 12





Batter	1	2	3	4	5	6	7	8	9	AB	R	H	RBI	BB	SO	LOB	TOP								
Rondell White, R OBP: 0.359, SLG: 0.510 Manny Martinez, R OBP: 0.284, SLG: 0.342	F9		G3-2 1B		F8			G5-3		4	0	1	0	0	0	0									
Peter Bergeron, L OBP: 0.283, SLG: 0.556	F8		G3-2			WP G4-3 2B		G3-1 BB		3	1	1	0	1	0	2									
Jose Vidro, S OBP: 0.361, SLG: 0.507	G4-3			F8		P5		G3-1		4	0	0	0	0	0	2									
Vladimir Guerrero, R OBP: 0.356, SLG: 0.585 James Mouton, R OBP: 0.356, SLG: 0.368		HR		G5-3		G4-3		P3		4	1	1	2	0	0	1									
Brad Fullmer, L OBP: 0.342, SLG: 0.510				G5-4-3 1B	FC5 1B BB			G3-1		3	1	2	1	1	0	0									
Michael Barrett, R OBP: 0.345, SLG: 0.433 Ted Lilly, L Scott Strickland, R Fernando Seguinol, S OBP: 0.284, SLG: 0.354	G5-4-3			G5-4-3		HR		K		3	0	1	0	0	1	1									
Chris Widger, R OBP: 0.335, SLG: 0.468	K			FC5				L9		3	0	0	0	1	1	2									
Geoff Blum, S OBP: 0.357, SLG: 0.543				1B G3-2 SH3-4 BB		G3		P6		3	0	0	0	1	0	1									
Javier Vazquez, R OBP: 0.333, SLG: 0.303 Miguel Batista, R OBP: 0.250, SLG: 0.333 Trace Coquillette, R			SH3-4		F9			K		1	0	0	0	0	0	0									
<b>Inning Stats</b>	R: 0 E: 0 K: 0 S: 9	H: 0 LOB: 0 BB: 0 P: 14	R: 1 E: 0 K: 1 S: 9	H: 2 LOB: 0 BB: 0 P: 12	R: 0 E: 0 K: 0 S: 10	H: 1 LOB: 1 BB: 1 P: 15	R: 0 E: 0 K: 0 S: 7	H: 1 LOB: 2 BB: 1 P: 13	R: 0 E: 0 K: 1 S: 8	H: 0 LOB: 0 BB: 0 P: 14	R: 2 E: 0 K: 1 S: 8	H: 2 LOB: 0 BB: 0 P: 15	R: 0 E: 0 K: 1 S: 9	H: 0 LOB: 0 BB: 0 P: 10	R: 0 E: 0 K: 0 S: 9	H: 0 LOB: 1 BB: 1 P: 14	R: 0 E: 1 K: 2 S: 13	H: 0 LOB: 2 BB: 1 P: 25	1B: 3 2B: 2 3B: 0 HR: 2	SF: 0 SAC: 1 DP: 2 HBP: 0	WP: 1 PB: 0 SB: 0 CS: 0	PA: 36			
<b>PITCHER</b>	IP	WLS	BF	H	R	ER	SO	BB	IBB	HBP	BLK	WP	HR	S	P	ERA	WHIP								
Buddy Carlyle, R ERA: 4.96	6.0	W	24	6	3	3	2	2	0	0	0	1	2	51	83	4.50	1.333								
Donnie Wall, R ERA: 3.0	2.0	H	7	0	0	0	1	1	0	0	0	0	0	18	24	0.00	0.500								
Domingo Guzman, R ERA:	1.0		5	0	0	0	2	1	0	0	0	0	0	13	25	0.00	1.000								

Montreal Expos @ San Diego Padres  
Qualcomm Stadium, San Diego, CA  
Thu Sep 09 1999, 5:05 PM EDT  
Att: 16,676 - Cloudy - 77 F

AB	31
R	3
H	6
RBI	3
BB	4
SO	5
LOB	11



Batter	1	2	3	4	5	6	7	8	9	AB	R	H	RBI	BB	SO	LOB	BOTTOM								
Quilvio Veras, S OBP: 0.366, SLG: 0.364 David Newhan, L OBP: 0.115, SLG: 0.154	1B	K		G4-3		FC6 BB 1B	P2			5	1	1	1	0	1	2									
Tony Gwynn, L OBP: 0.374, SLG: 0.474 Mike Darr, L OBP: 0.294, SLG: 0.323	1B		F8		F7	1B BB 1B	1B	2H 1B		5	1	3	1	0	0	0									
Reggie Sanders, R OBP: 0.387, SLG: 0.538 Gary Matthews, S OBP: 0.500, SLG: 0.214	P5		L7		K	1B BB 1B	K			4	0	0	0	1	2	3									
Phil Nevin, R OBP: 0.357, SLG: 0.557	K		BB 1B		1B	1B BB 1B	1B	HR BB		4	1	3	1	1	1	2									
Wally Joyner, L OBP: 0.355, SLG: 0.320 Eric Owens, R OBP: 0.336, SLG: 0.409 Donnie Wall, R Wiki Gonzalez, R OBP: 0.295, SLG: 0.381 Domingo Guzman, R	G3-1		BB		G6-3	1B	G6-3	1B HR		3	0	1	0	0	0	3									
Ruben Rivera, R OBP: 0.298, SLG: 0.395		2B BB		1-2 2-3 BB		K		K		1	0	1	1	0	0	0									
Ben Davis, S OBP: 0.301, SLG: 0.366	1B	2B		P1		K	F8	G4-3		5	1	1	1	0	1	4									
Chris Gomez, R OBP: 0.341, SLG: 0.306						1B FC6 1B	2B 1B	K		5	2	4	1	0	1	0									
Buddy Carlyle, L OBP: 0.400, SLG: 0.250 John Vander Wal, L OBP: 0.366, SLG: 0.434	G2-6-4		G2-6-4		K	1B	1B	1B		2	0	0	0	0	1	2									
<b>Inning Stats</b>	R: 0 E: 0 K: 1 S: 10	H: 2 LOB: 2 BB: 0 P: 12	R: 2 E: 0 K: 1 S: 8	H: 2 LOB: 0 BB: 1 P: 15	R: 0 E: 0 K: 0 S: 17	H: 2 LOB: 3 BB: 1 P: 26	R: 0 E: 0 K: 1 S: 8	H: 1 LOB: 0 BB: 0 P: 10	R: 0 E: 0 K: 1 S: 7	H: 1 LOB: 1 BB: 0 P: 10	R: 4 E: 0 K: 2 S: 27	H: 5 LOB: 3 BB: 2 P: 50	R: 2 E: 0 K: 1 S: 18	H: 3 LOB: 1 BB: 0 P: 27	R: 2 E: 0 K: 2 S: 17	H: 1 LOB: 0 BB: 1 P: 27	1B: 14 2B: 2 3B: 0 HR: 1	SF: 0 SAC: 0 DP: 1 HBP: 0	WP: 0 PB: 0 SB: 0 CS: 1	PA: 44					
<b>PITCHER</b>	IP	WLS	BF	H	R	ER	SO	BB	IBB	HBP	BLK	WP	HR	S	P	ERA	WHIP								
Javier Vazquez, R ERA: 5.41	5.1	L	27	10	5	5	5	3	0	0	0	0	0	62	94	8.44	2.438								
Miguel Batista, R ERA: 5.06	0.1		4	2	0	0	0	1	0	0	0	0	0	9	18	0.00	9.000								
Ted Lilly, L ERA: 13.5	1.1		10	5	5	5	2	1	0	0	0	0	1	32	52	33.75	4.500								
Scott Strickland, R ERA: 9.39	1.0		3	0	0	0	2	0	0	0	0	0	0	9	13	0.00	0.000								

Montreal Expos @ San Diego Padres  
Qualcomm Stadium, San Diego, CA  
Thu Sep 09 1999, 5:05 PM EDT  
Att: 16,676 - Cloudy - 77 F

AB	39
R	10
H	17
RBI	10
BB	5
SO	9
LOB	19





Batter	1	2	3	4	5	6	7	8	9	AB	R	H	RBI	BB	SO	LOB	TOP								
Rondell White, R OBP: 0.357, SLG: 0.507 Wilton Guerrero, S OBP: 0.330, SLG: 0.417	2-2 F7		1-3 K		0-0 G4-3		1-1 1B		1-1 FC4-6	3	0	0	0	0	1	3	<b>Montreal Expos @ San Diego Padres</b> Qualcomm Stadium, San Diego, CA Fri Sep 10 1999, 10:05 PM EDT Att: 16,130 - Unknown - 71 F								
Peter Bergeron, L OBP: 0.501, SLG: 0.462	2-3 K		2-1 FC6-4			3-1 G3 1B	1-1 G1-3			4	0	1	0	0	1	2									
Jose Vidro, S OBP: 0.358, SLG: 0.503 Geoff Blum, S OBP: 0.354, SLG: 0.537	0-0 G4-3			2-2 G4-3		0-0 G3		2-0 P6		3	0	0	0	0	0	1									
Vladimir Guerrero, R OBP: 0.366, SLG: 0.584 James Mouton, R OBP: 0.353, SLG: 0.365		0-2 G4-3 1B		0-0 P2		0-0 F9		0-1 G6-3		3	0	1	0	0	0	1									
Brad Fullmer, L OBP: 0.338, SLG: 0.503 Steve Kline, S		3-1 G4-3		2-0 G4-3		2-1 G4-3		1-3 K		4	0	0	0	0	1	2									
Michael Barrett, R OBP: 0.344, SLG: 0.432 Robert Machado, R OBP: 0.300, SLG: 0.278		1-2 P6				0-0 1B 2B		4-0 2B BB	4-2 L5-4 1B BB	1	0	0	0	0	0	1									
Trace Coquillette, R OBP: 0.251, SLG: 0.167		2-0 G5-3				2-2 FC4-6 1B		0-2 F8	0-0 BB 1B	4	0	2	0	0	0	2									
Mike Mordecai, R OBP: 0.305, SLG: 0.363				0-0 P2		0-0 FC4-6 1B		2-2 1B 2B	2-1 L5-4	4	1	2	2	0	0	2									
Jeremy Powell, R OBP: 0.295, SLG: 0.143 Miguel Batista, R OBP: 0.295, SLG: 0.333 Fernando Segura, S OBP: 0.285, SLG: 0.148 Guillermo Mota, R OBP: 0.285, SLG: 0.148 Orlando Merced, S OBP: 0.285, SLG: 0.148 Anthony Telford, R OBP: 0.285, SLG: 0.148 Ryan McGuire, L OBP: 0.285, SLG: 0.148			4-2 FC6-4 BB		3-2 FC4-6 1B		3-2 F8		4-0 FC4-6 BB	0	0	0	0	1	0	0									
<b>Inning Stats</b>	R: 0 E: 0 K: 1 S: 8	H: 0 LOB: 0 BB: 0 P: 12	R: 0 E: 0 K: 0 S: 10	H: 1 LOB: 1 BB: 0 P: 16	R: 0 E: 0 K: 1 S: 8	H: 0 LOB: 1 BB: 1 P: 15	R: 0 E: 0 K: 0 S: 7	H: 0 LOB: 0 BB: 0 P: 11	R: 1 E: 0 K: 0 S: 13	H: 3 LOB: 1 BB: 0 P: 18	R: 0 E: 0 K: 0 S: 6	H: 1 LOB: 1 BB: 0 P: 11	R: 2 E: 0 K: 0 S: 16	H: 2 LOB: 1 BB: 1 P: 27	R: 0 E: 0 K: 1 S: 6	H: 0 LOB: 0 BB: 0 P: 9		R: 0 E: 0 K: 0 S: 7	H: 1 LOB: 2 BB: 2 P: 18	1B: 6 2B: 3 3B: 0 HR: 0	SF: 0 SAC: 0 DP: 2 HBP: 0	WP: 0 PB: 0 SB: 0 CS: 0	PA: 37		
<b>PITCHER</b>	IP WLS BF H R ER SO BB IBB HBP BLK WP HR S P ERA WHIP	6.0 W 23 5 1 1 2 1 0 0 0 0 0 0 52 83 1.50 1.000	1.0 6 2 2 2 0 1 0 0 0 0 0 0 6 9 0.00 0.000	1.0 3 0 0 0 1 0 0 0 0 0 0 0 7 18 0.00 3.000																					


  

Batter	1	2	3	4	5	6	7	8	9	AB	R	H	RBI	BB	SO	LOB	BOTTOM								
Quiulvio Veras, S OBP: 0.365, SLG: 0.368 David Newhan, L OBP: 0.111, SLG: 0.148	1-3 K	0-0 L6	1-2 1B 3B		2-0 F8		0-1 FC4-6			4	1	1	1	0	1	0	<b>Montreal Expos @ San Diego Padres</b> Qualcomm Stadium, San Diego, CA Fri Sep 10 1999, 10:05 PM EDT Att: 16,130 - Unknown - 71 F								
Tony Gwynn, L OBP: 0.374, SLG: 0.472 Mike Darr, L OBP: 0.278, SLG: 0.303	1-2 E3 WP BB HR	1-0 F7	2-1 1B			1-3 K	2-3 K			3	1	1	1	0	0	0									
Reggie Sanders, R OBP: 0.390, SLG: 0.539 Gary Matthews, S OBP: 0.478, SLG: 0.200	4-1 HR BB					2-1 1B		1-2 F8		3	2	2	0	1	1	1									
Phil Nevin, R OBP: 0.359, SLG: 0.576 Matt Whiteside, R OBP: 0.231, SLG: 0.167 Eric Owens, R OBP: 0.335, SLG: 0.408 Carlos Reyes, S	2-0 HR		0-0 L9		0-0 L9	1-0 F8		1-0 G6-3		4	2	2	5	0	0	1									
John Vander Wal, L OBP: 0.367, SLG: 0.433	2-2 BB 1B		2-3 K		3-2 1B		0-0 G4-3		0-1 L3-1	5	0	2	0	0	1	1									
Ruben Rivera, R OBP: 0.297, SLG: 0.392	1-3 K		4-2 3B BB		2-0 F9			2-2 F8		3	1	0	0	1	1	2									
Ben Davis, S OBP: 0.308, SLG: 0.376	4-2 BB		0-0 1B 3B		1-3 K			4-1 BB BB FC4-6 BB		2	2	1	1	2	1	1									
Chris Gomez, R OBP: 0.344, SLG: 0.307	0-1 G1-3		2-1 SH1-4 3B 1B		1-0 L4			4-1 FC4-6 BB		3	1	1	1	1	0	2									
Matt Clement, R OBP: 0.163, SLG: 0.089 Dave Magadan, L OBP: 0.365, SLG: 0.351		1-3 K	3-1 SH1-4		2-3 K			4-2 FC4-6 BB		2	0	0	0	0	2	0									
<b>Inning Stats</b>	R: 3 E: 1 K: 2 S: 20	H: 2 LOB: 2 BB: 2 P: 35	R: 0 E: 0 K: 1 S: 5	H: 0 LOB: 0 BB: 0 P: 7	R: 6 E: 0 K: 2 S: 20	H: 6 LOB: 1 BB: 1 P: 35	R: 0 E: 0 K: 1 S: 8	H: 1 LOB: 1 BB: 0 P: 14	R: 0 E: 0 K: 1 S: 5	H: 0 LOB: 0 BB: 0 P: 10	R: 0 E: 0 K: 1 S: 7	H: 1 LOB: 1 BB: 0 P: 11	R: 1 E: 0 K: 1 S: 12	H: 0 LOB: 2 BB: 3 P: 28	R: 0 E: 0 K: 0 S: 6	H: 0 LOB: 0 BB: 0 P: 8		R: 0 E: 0 K: 0 S: 7	H: 0 LOB: 0 BB: 0 P: 8	1B: 6 2B: 0 3B: 2 HR: 2	SF: 0 SAC: 1 DP: 0 HBP: 0	WP: 1 PB: 0 SB: 0 CS: 0	PA: 41		
<b>PITCHER</b>	IP WLS BF H R ER SO BB IBB HBP BLK WP HR S P ERA WHIP	2.2 L 18 6 8 7 4 3 0 0 0 0 1 2 37 63 23.62 3.375	1.1 7 3 1 1 2 0 0 0 0 0 0 0 16 28 6.75 2.250	2.0 7 1 0 0 2 0 0 0 0 0 0 0 12 21 0.00 0.500	1.0 6 0 1 1 1 3 0 0 0 0 0 0 12 28 9.00 3.000	1.0 3 0 0 0 0 0 0 0 0 0 0 0 6 8 0.00 0.000																			

AB	33
R	3
H	8
RBI	3
BB	4
SO	3
LOB	19



AB	34
R	10
H	10
RBI	10
BB	6
SO	9
LOB	12













Batter	1	2	3	4	5	6	7	8	9	AB	R	H	RBI	BB	SO	LOB	TOP										
Gerald Williams, R (1.7) OBP: 0.337, SLG: 0.466										4	0	2	0	0	0	0											
Bret Boone, R (1.4) OBP: 0.305, SLG: 0.413										4	0	0	0	0	1	3											
10 Chipper Jones, S (1.5) OBP: 0.439, SLG: 0.631										4	0	0	0	0	1	2											
Brian Jordan, R (1.9) OBP: 0.353, SLG: 0.471										3	0	0	0	1	0	2											
Ryan Klesko, L (1.3) OBP: 0.380, SLG: 0.547										3	0	2	0	0	1	1											
Andruw Jones, R (1.8) OBP: 0.361, SLG: 0.488										3	0	0	0	0	0	2											
Greg Myers, L (1.2) OBP: 0.348, SLG: 0.388										3	0	0	0	0	1	1											
José Hernández, R (1.6) OBP: 0.342, SLG: 0.423										3	0	0	0	0	1	0											
Terry Mulholland, R (1.1) OBP: 0.149, SLG: 0.111										1	0	0	0	0	1	0											
Jorge Fabregas, L (6. PH) OBP: 0.256, SLG: 0.308										1	0	0	0	0	0	0											
Sean Bergman, R (6.1) OBP: 0.167, SLG: 0.321										0	0	0	0	0	0	0											
Russ Springer, R (8.1) OBP: 0.355, SLG: 0.536										0	0	0	0	0	0	0											
Keith Lockhart, L (9. PH) OBP: 0.299										0	0	0	0	1	0	0											
<b>Inning Stats</b>	R: 0 E: 0 K: 0 S: 8	H: 0 LOB: 0 BB: 0 P: 11	R: 0 E: 0 K: 0 S: 11	H: 1 LOB: 1 BB: 0 P: 13	R: 0 E: 0 K: 1 S: 9	H: 0 LOB: 0 BB: 0 P: 12	R: 0 E: 0 K: 0 S: 4	H: 0 LOB: 0 BB: 0 P: 7	R: 0 E: 0 K: 0 S: 7	H: 1 LOB: 0 BB: 0 P: 12	R: 0 E: 0 K: 1 S: 12	H: 1 LOB: 1 BB: 1 P: 16	R: 0 E: 0 K: 1 S: 7	H: 0 LOB: 1 BB: 1 P: 14	R: 0 E: 0 K: 1 S: 7	H: 0 LOB: 0 BB: 0 P: 11	R: 0 E: 0 K: 1 S: 10	H: 1 LOB: 2 BB: 1 P: 16	1B: 3 2B: 2 3B: 0 HR: 0	SF: 0 SAC: 0 DP: 2 HBP: 0	WP: 0 PB: 0 SB: 0 CS: 1	PA: 31					
<b>PITCHER</b>	IP	WLS	BF	H	R	ER	SO	BB	IBB	HBP	BLK	WP	HR	S	P	ERA	WHIP										
Woody Williams, R (1.1) ERA: 4.6	8.0	W	28	4	0	0	5	2	0	0	0	0	0	70	106	0.00	0.750										
Trevor Hoffman, R (9.1) ERA: 2.29	1.0	S	3	0	0	0	1	0	0	0	0	0	0	5	6	0.00	0.000										

Atlanta Braves @ San Diego Padres  
Qualcomm Stadium, San Diego, CA

AB 29  
R 0  
H 4  
RBI 0  
BB 2  
SO 6  
LOB 11



WP: 0  
PB: 0  
SB: 0  
CS: 1

PA: 31

Batter	1	2	3	4	5	6	7	8	9	AB	R	H	RBI	BB	SO	LOB	BOTTOM										
QuiVivo Veras, S (1.4) OBP: 0.365, SLG: 0.371										4	0	1	0	0	1	3											
Tony Gwynn, L (1.9) OBP: 0.372, SLG: 0.466										4	0	1	0	0	0	2											
Reggie Sanders, R (1.7) OBP: 0.388, SLG: 0.536										4	0	1	0	0	2	0											
Phil Nevin, R (1.5) OBP: 0.356, SLG: 0.568										3	1	0	0	1	0	2											
Eric Owens, R (1.3) OBP: 0.339, SLG: 0.407										3	1	2	0	1	1	0											
Wally Joyner, L (8.3) OBP: 0.354, SLG: 0.319										0	0	0	0	0	0	0											
Wiki Gonzalez, R (1.2) OBP: 0.321, SLG: 0.392										4	1	3	1	0	0	3											
Ruben Rivera, R (1.8) OBP: 0.294, SLG: 0.384										4	0	0	0	0	0	8											
Chris Gomez, R (1.6) OBP: 0.343, SLG: 0.308										4	0	1	1	0	1	1											
Woody Williams, R (1.1) ERA: 4.6										4	0	2	1	0	1	1											
Trevor Hoffman, R (9.1) OBP: 0.333, SLG: 0.667										0	0	0	0	0	0	0											
<b>Inning Stats</b>	R: 0 E: 0 K: 1 S: 8	H: 1 LOB: 0 BB: 0 P: 9	R: 2 E: 0 K: 0 S: 20	H: 4 LOB: 2 BB: 0 P: 24	R: 1 E: 0 K: 0 S: 10	H: 2 LOB: 1 BB: 1 P: 20	R: 0 E: 0 K: 1 S: 10	H: 0 LOB: 0 BB: 0 P: 12	R: 0 E: 0 K: 1 S: 11	H: 2 LOB: 3 BB: 1 P: 24	R: 0 E: 0 K: 1 S: 10	H: 1 LOB: 1 BB: 0 P: 16	R: 0 E: 0 K: 2 S: 9	H: 0 LOB: 0 BB: 0 P: 11	R: 0 E: 0 K: 1 S: 11	H: 1 LOB: 1 BB: 0 P: 15	1B: 10 2B: 1 3B: 0 HR: 0	SF: 0 SAC: 0 DP: 1 HBP: 0	WP: 0 PB: 0 SB: 0 CS: 0	PA: 36							
<b>PITCHER</b>	IP	WLS	BF	H	R	ER	SO	BB	IBB	HBP	BLK	WP	HR	S	P	ERA	WHIP										
Terry Mulholland, L (1.1) ERA: 4.6	5.0	L	25	9	3	3	2	1	1	0	0	0	0	59	89	5.40	2.000										
Sean Bergman, R (6.1) ERA: 5.29	2.0		7	1	0	0	3	0	0	0	0	0	0	19	27	0.00	0.500										
Russ Springer, R (8.1) ERA: 3.8	1.0		4	1	0	0	1	0	0	0	0	0	0	11	15	0.00	1.000										

Atlanta Braves @ San Diego Padres  
Qualcomm Stadium, San Diego, CA

AB 34  
R 3  
H 11  
RBI 3  
BB 2  
SO 6  
LOB 20



WP: 0  
PB: 0  
SB: 0  
CS: 0

PA: 36

Mon Sep 13 1999, 10:05 PM EDT  
Att: 15,718 - Unknown - 73 F

livebaseballscorecards.com







Batter	1	2	3	4	5	6	7	8	9	AB	R	H	RBI	BB	SO	LOB	TOP					
<b>Gerald Williams, R</b> OBP: 0.334, SLG: 0.459 (1, 7)										4	0	1	0	0	1	1	<b>Atlanta Braves @ San Diego Padres</b> Qualcomm Stadium, San Diego, CA Wed Sep 15 1999, 10:35 PM EDT Att: 18,177 - Unknown - 64 F  <b>livebaseballscores.com</b>  <b>AB 27</b> <b>R 1</b> <b>H 4</b> <b>RBI 1</b> <b>BB 3</b> <b>SO 8</b> <b>LOB 10</b> 					
<b>Bret Boone, R</b> OBP: 0.303, SLG: 0.410 (1, 4)										4	0	0	1	0	1	1						
<b>10 Chipper Jones, S</b> OBP: 0.443, SLG: 0.632 (1, 5)										3	0	1	0	1	1	1						
<b>Brian Jordan, R</b> OBP: 0.349, SLG: 0.466 (1, 9)										4	0	0	0	0	2	2						
<b>Ryan Klesko, L</b> OBP: 0.381, SLG: 0.548 (1, 3)										3	0	1	0	0	0	0						
<b>Andruw Jones, R</b> OBP: 0.362, SLG: 0.488 (1, 8)										2	0	1	0	1	0	0						
<b>José Hernández, R</b> OBP: 0.340, SLG: 0.426 (1, 6)										3	0	0	0	0	1	3						
<b>Eddie Pérez, R</b> OBP: 0.300, SLG: 0.367 (8, PR)										1	1	0	0	1	0	0						
<b>Otis Nixon, S</b> OBP: 0.288, SLG: 0.216 (8, PR)										0	0	0	0	0	0	0						
<b>Greg Myers, L</b> OBP: 0.348, SLG: 0.388 (8, 2)										0	0	0	0	0	0	0						
<b>29 John Smoltz, R</b> OBP: 0.300, SLG: 0.345 (8, PH)										2	0	0	0	0	2	1						
<b>Keith Lockhart, L</b> OBP: 0.325, SLG: 0.301 (8, 1)										1	0	0	0	0	0	1						
<b>Mike Remlinger, L</b> OBP: 0.325, SLG: 0.301 (8, 1)										0	0	0	0	0	0	0						
<b>Inning Stats</b>	R: 0 E: 0 K: 0 S: 7	H: 0 LOB: 1 BB: 1 P: 12	R: 0 E: 0 K: 1 S: 8	H: 0 LOB: 0 BB: 0 P: 12	R: 0 E: 0 K: 1 S: 8	H: 0 LOB: 0 BB: 0 P: 13	R: 0 E: 0 K: 1 S: 5	H: 1 LOB: 0 BB: 0 P: 10	R: 0 E: 0 K: 0 S: 2	H: 0 LOB: 0 BB: 1 P: 8	R: 1 E: 0 K: 2 S: 10	H: 1 LOB: 1 BB: 0 P: 17	R: 0 E: 0 K: 1 S: 7	H: 2 LOB: 1 BB: 0 P: 12	R: 0 E: 0 K: 1 S: 6	H: 0 LOB: 1 BB: 1 P: 13	R: 0 E: 0 K: 1 S: 7	H: 0 LOB: 0 BB: 0 P: 9	1B: 4 2B: 0 3B: 0 HR: 0	SF: 0 SAC: 0 DP: 4 HBP: 1	WP: 1 PB: 0 SB: 0 CS: 0	PA: 31
<b>PITCHER</b>	IP WLS BF H R ER SO BB IBB HBP BLK WP HR S P ERA WHIP																					
<b>Matt Clement, R</b> ERA: 4.62 (1, 1)	7.0 W 26 4 1 1 6 3 0 1 0 1 0 0 0 47 88 1.29 1.000																					
<b>Donne Wall, R</b> ERA: 2.95 (8, 1)	1.0 H 2 0 0 0 1 0 0 0 0 0 0 0 6 9 0.00 0.000																					
<b>Trevor Hoffman, R</b> ERA: 2.25 (9, 1)	1.0 S 3 0 0 0 1 0 0 0 0 0 0 0 7 9 0.00 0.000																					

Batter	1	2	3	4	5	6	7	8	9	AB	R	H	RBI	BB	SO	LOB	BOTTOM					
<b>QuiVio Veras, S</b> OBP: 0.364, SLG: 0.369 (1, 4)										4	1	1	0	0	0	2	<b>Atlanta Braves @ San Diego Padres</b> Qualcomm Stadium, San Diego, CA Wed Sep 15 1999, 10:35 PM EDT Att: 18,177 - Unknown - 64 F  <b>livebaseballscores.com</b>  <b>AB 32</b> <b>R 4</b> <b>H 9</b> <b>RBI 4</b> <b>BB 3</b> <b>SO 5</b> <b>LOB 15</b> 					
<b>Eric Owens, R</b> OBP: 0.336, SLG: 0.403 (1, 8) (7, 7)										4	0	0	0	0	1	1						
<b>Tony Gwynn, L</b> OBP: 0.373, SLG: 0.471 (1, 9)										4	0	2	1	0	0	0						
<b>Phil Nevin, R</b> OBP: 0.354, SLG: 0.559 (1, 5)										2	0	0	0	2	0	0						
<b>John Vander Wal, L</b> OBP: 0.369, SLG: 0.429 (1, 7)										3	0	0	0	1	1	4						
<b>Ruben Rivera, R</b> OBP: 0.294, SLG: 0.382 (7, 8)										0	1	0	0	1	0	0						
<b>Wally Joyner, L</b> OBP: 0.357, SLG: 0.334 (1, 3)										4	1	2	2	0	1	2						
<b>Ben Davis, S</b> OBP: 0.323, SLG: 0.393 (1, 2)										4	1	4	1	0	0	0						
<b>Chris Gomez, R</b> OBP: 0.339, SLG: 0.318 (1, 6)										4	0	0	0	0	4	4						
<b>Matt Clement, R</b> OBP: 0.154, SLG: 0.083 (8, 1)										3	0	0	0	0	3	2						
<b>Trevor Hoffman, R</b> OBP: 0.333, SLG: 0.667 (9, 1)										0	0	0	0	0	0	0						
<b>Inning Stats</b>	R: 1 E: 0 K: 2 S: 12	H: 2 LOB: 2 BB: 1 P: 24	R: 1 E: 0 K: 1 S: 7	H: 1 LOB: 0 BB: 0 P: 9	R: 0 E: 0 K: 0 S: 7	H: 1 LOB: 1 BB: 1 P: 16	R: 0 E: 0 K: 1 S: 9	H: 2 LOB: 2 BB: 0 P: 13	R: 0 E: 0 K: 0 S: 5	H: 0 LOB: 0 BB: 0 P: 7	R: 0 E: 0 K: 0 S: 11	H: 1 LOB: 1 BB: 0 P: 22	R: 0 E: 0 K: 1 S: 7	H: 0 LOB: 0 BB: 0 P: 8	R: 2 E: 0 K: 0 S: 13	H: 2 LOB: 1 BB: 1 P: 21	R: 0 E: 0 K: 0 S: 7	H: 0 LOB: 0 BB: 1 P: 9	1B: 5 2B: 2 3B: 0 HR: 2	SF: 0 SAC: 0 DP: 1 HBP: 0	WP: 0 PB: 0 SB: 1 CS: 0	PA: 35
<b>PITCHER</b>	IP WLS BF H R ER SO BB IBB HBP BLK WP HR S P ERA WHIP																					
<b>29 John Smoltz, R</b> ERA: 3.51 (1, 1)	7.0 L 29 7 2 2 2 0 2 0 0 0 0 0 1 58 99 2.57 1.286																					
<b>Mike Remlinger, L</b> ERA: 2.36 (8, 1)	1.0 6 2 2 2 0 1 0 0 0 0 0 1 13 21 18.00 3.000																					



Batter	1	2	3	4	5	6	7	8	9	AB	R	H	RBI	BB	SO	LOB	TOP			
Marvin Benard, L (1, 8) OBP: 0.397, SLG: 0.457	G4-3		K		F8		G4-3			4	0	0	0	0	1	0	<b>San Francisco Giants @ San Diego Padres</b> Qualcomm Stadium, San Diego, CA Fri Sep 17 1999, 10:05 PM EDT Att: 29,028 - Cloudy - 67 F			
Bill Mueller, S (1, 5) OBP: 0.395, SLG: 0.357	G4-3 HR		K		G4-3		G3			4	1	1	0	0	1	0				
Barry Bonds, L (1, 7) OBP: 0.399, SLG: 0.622	G4-3		BB 1B		L7			G4-3		4	0	1	0	0	0	1				
Jeff Kent, R (1, 4) OBP: 0.380, SLG: 0.534	2H HR		BB		K			G6-3		3	1	1	2	1	1	0				
J.T. Snow, L (1, 3) OBP: 0.375, SLG: 0.445	G4-3 1B		G4-3		F8			G5-3		4	0	1	0	0	0	2				
Armando Rios, L (1, 9) OBP: 0.416, SLG: 0.496			K		G4-3				G6-3	3	1	1	0	0	1	0				
Ellis Burks, R (9, PH) OBP: 0.394, SLG: 0.571										1	0	0	0	0	0	0				
Rich Aurilia, R (1, 6) OBP: 0.336, SLG: 0.441			FC5-4 1B		G1-3 2B				K	4	1	3	2	0	1	0				
Doug Mirabeli, R (1, 2) OBP: 0.329, SLG: 0.371			FC5-4 FC6-4 1-2		G1-3				K	4	0	0	0	0	1	2				
Joe Nathan, R (1, 1) OBP: 0.192, SLG: 0.200			FC6-4		G6-3					3	0	0	0	0	1	2				
Alan Embree, L (8, 1)										0	0	0	0	0	0	0				
Jerry Spradlin, S (8, 1)										0	0	0	0	0	0	0				
Rich Rodriguez, L (8, 1) OBP: 1.000, SLG: 1.000										0	0	0	0	0	0	0				
Robb Nen, R (9, 1)										0	0	0	0	0	0	0				
<b>Inning Stats</b>	R: 2 E: 0 K: 0 S: 11	H: 3 LOB: 1 BB: 0 P: 17	R: 0 E: 0 K: 1 S: 10	H: 1 LOB: 1 BB: 0 P: 17	R: 0 E: 0 K: 2 S: 12	H: 1 LOB: 2 BB: 1 P: 24	R: 0 E: 0 K: 0 S: 6	H: 0 LOB: 0 BB: 0 P: 10	R: 0 E: 0 K: 1 S: 14	H: 2 LOB: 0 BB: 0 P: 22	R: 0 E: 0 K: 1 S: 5	H: 0 LOB: 0 BB: 0 P: 7	R: 0 E: 0 K: 0 S: 7	H: 0 LOB: 0 BB: 0 P: 9	R: 0 E: 0 K: 2 S: 14	H: 0 LOB: 0 BB: 0 P: 18	1B: 5 2B: 1 3B: 0 HR: 2	SF: 0 SAC: 0 DP: 0 HBP: 0	WP: 0 PB: 0 SB: 0 CS: 0	PA: 35
<b>PITCHER</b>	IP WLS BF H R ER SO BB IBB HBP BLK WP HR S P ERA WHIP																			
Andy Ashby, R (1, 1) ERA: 3.71	7.0 L 29 8 4 4 5 1 0 0 0 0 0 2 63 103 5.14 1.286																			
Matt Whisenant, L (8, 1) ERA: 5.29	1.0 3 0 0 0 0 0 0 0 0 0 0 7 9 0.00 0.000																			
Dan Miceli, R (9, 1) ERA: 4.06	1.0 3 0 0 0 2 0 0 0 0 0 0 14 18 0.00 0.000																			

AB	34
R	4
H	8
RBI	4
BB	1
SO	7
LOB	7



Batter	1	2	3	4	5	6	7	8	9	AB	R	H	RBI	BB	SO	LOB	BOTTOM					
Quilvio Veras, S (1, 4) OBP: 0.364, SLG: 0.367	K		G5-3		G4-3			S 1B BB		3	1	0	0	2	1	0	<b>San Francisco Giants @ San Diego Padres</b> Qualcomm Stadium, San Diego, CA Fri Sep 17 1999, 10:05 PM EDT Att: 29,028 - Cloudy - 67 F					
Tony Gwynn, L (1, 9) OBP: 0.373, SLG: 0.469	G1-3 BB		G6-3		L8			1B S 1B	G4-3	4	0	1	0	1	0	2						
Reggie Sanders, R (1, 7) OBP: 0.382, SLG: 0.527	G1-3		F8		K			P4		4	0	0	0	0	1	3						
Phil Nevin, R (1, 5) OBP: 0.356, SLG: 0.562	G4-3		G6-3		G3-1			K		4	0	2	1	0	0	1						
Wally Joyner, L (1, 3) OBP: 0.360, SLG: 0.336			FC5-4 1B		G3-1			K		2	0	1	0	1	0	1						
Wiki Gonzalez, R (8, PH) OBP: 0.369, SLG: 0.377										1	0	0	0	0	1	2						
David Newhan, L (9, 3) OBP: 0.133, SLG: 0.267										0	0	0	0	0	0	0						
Dan Miceli, R (9, 1)										0	0	0	0	0	0	0						
Ben Davis, S (1, 2) OBP: 0.322, SLG: 0.391	FC5-4 FC5-4 1-2		G4-3		G6-3			G6-3 1B		4	0	1	0	0	1	4						
Ruben Rivera, R (1, 8) OBP: 0.294, SLG: 0.389	FC5-4		FC5-4		HR			G6-3		4	1	1	1	0	0	2						
Chris Gomez, R (1, 6) OBP: 0.339, SLG: 0.318	F7		G6-3		G6-3					3	0	1	0	0	0	1						
Eric Owens, R (9, PH) OBP: 0.335, SLG: 0.402										1	0	0	0	0	1	0						
Andy Ashby, R (1, 1) OBP: 0.177, SLG: 0.169			G6-3		P4					2	0	0	0	0	0	0						
John Vander Wal, L (7, PH) OBP: 0.368, SLG: 0.427										1	0	0	0	0	0	1						
Matt Whisenant, R (8, 1) ERA: 4.97										0	0	0	0	0	0	0						
Dave Magadan, L (9, 3) OBP: 0.375, SLG: 0.358										1	0	1	0	0	0	0						
Damian Jackson, R (9, PR) OBP: 0.328, SLG: 0.358										0	0	0	0	0	0	0						
<b>Inning Stats</b>	R: 0 E: 0 K: 1 S: 9	H: 0 LOB: 1 BB: 1 P: 19	R: 0 E: 0 K: 0 S: 7	H: 1 LOB: 0 BB: 0 P: 10	R: 0 E: 0 K: 0 S: 6	H: 0 LOB: 0 BB: 0 P: 10	R: 0 E: 0 K: 0 S: 5	H: 0 LOB: 1 BB: 1 P: 12	R: 1 E: 0 K: 0 S: 9	H: 1 LOB: 0 BB: 0 P: 16	R: 0 E: 0 K: 1 S: 9	H: 1 LOB: 1 BB: 0 P: 15	R: 0 E: 0 K: 2 S: 19	H: 2 LOB: 1 BB: 0 P: 11	R: 1 E: 0 K: 2 S: 19	H: 2 LOB: 2 BB: 1 P: 32	R: 0 E: 0 K: 1 S: 17	H: 1 LOB: 2 BB: 1 P: 28	1B: 6 2B: 1 3B: 0 HR: 1	SF: 0 SAC: 0 DP: 1 HBP: 0	WP: 1 PB: 0 SB: 2 CS: 0	PA: 38
<b>PITCHER</b>	IP WLS BF H R ER SO BB IBB HBP BLK WP HR S P ERA WHIP																					
Joe Nathan, R (1, 1) ERA: 3.95	7.0 W 28 5 2 2 2 3 0 0 0 0 0 56 101 2.57 1.143																					
Alan Embree, L (8, 1) ERA: 3.0	0.1 H 2 1 0 0 0 0 0 0 0 0 0 4 10 0.00 3.000																					
Jerry Spradlin, R (8, 1) ERA: 4.97	0.0 1 1 0 0 0 0 0 0 0 0 0 3 3 ∞ ∞																					
Rich Rodriguez, L (8, 1) ERA: 4.52	0.2 H 2 0 0 0 2 0 0 0 0 0 0 8 11 0.00 0.000																					
Robb Nen, R (9, 1) ERA: 3.55	1.0 S 5 1 0 0 1 1 0 0 0 0 1 0 17 28 0.00 2.000																					

AB	34
R	2
H	8
RBI	2
BB	4
SO	5
LOB	17









Batter	1	2	3	4	5	6	7	8	9	AB	R	H	RBI	BB	SO	LOB	TOP											
<b>Marvin Benard, L</b> OBP: 0.394, SLG: 0.453	L6		P6	G4-3			F9			4	0	0	0	0	0	3	<b>San Francisco Giants @ San Diego Padres</b> Qualcomm Stadium, San Diego, CA Sun Sep 19 1999, 8:05 PM EDT Att: 32,443 - Unknown - 70 F <a href="http://livebaseballscores.com">livebaseballscores.com</a>											
<b>Bill Mueller, S</b> OBP: 0.393, SLG: 0.355	G3-1		BB 1B			K	K			4	0	1	0	0	2	1												
<b>Barry Bonds, L</b> OBP: 0.400, SLG: 0.629	K		BB 1B			K		G3-1		3	0	0	0	1	2	0												
<b>Jeff Kent, R</b> OBP: 0.380, SLG: 0.532		BB HR 1B	BB 1B 2H			F9		F9		4	1	2	0	0	0	0												
<b>J.T. Snow, L</b> OBP: 0.378, SLG: 0.448		BB HR 1B	G4-3			G5-4-3 1B		F8		3	1	1	0	1	0	2												
<b>Ellis Burks, R</b> OBP: 0.394, SLG: 0.575		HR		FC2-5 1B		G5-4-3 1B		G6-4-3 1B		3	1	2	3	1	0	1												
<b>Brent Mayne, L</b> OBP: 0.394, SLG: 0.438	F7			L9				K		4	0	1	0	0	1	2												
<b>Rich Aurilia, R</b> OBP: 0.333, SLG: 0.437	P6			FC2-5 1B		G5-3		G6-4-3		4	0	1	0	0	0	2												
<b>Shawn Estes, R</b> OBP: 0.206, SLG: 0.203	F8			FC2-5						3	0	1	0	0	0	2												
<b>Felix Rodriguez, R</b> OBP: 0.429, SLG: 1.000				FC2-5			CS 1B			0	0	0	0	0	0	0												
<b>Inning Stats</b>	R: 0 E: 0 K: 1 S: 7	H: 0 LOB: 0 BB: 0 P: 9	R: 3 E: 0 K: 0 S: 13	H: 2 LOB: 0 BB: 1 P: 22	R: 0 E: 0 K: 0 S: 10	H: 2 LOB: 2 BB: 1 P: 18	R: 0 E: 0 K: 0 S: 12	H: 1 LOB: 1 BB: 0 P: 17	R: 0 E: 0 K: 2 S: 11	H: 0 LOB: 0 BB: 0 P: 18	R: 0 E: 0 K: 0 S: 8	H: 2 LOB: 1 BB: 0 P: 10	R: 0 E: 0 K: 1 S: 7	H: 1 LOB: 0 BB: 0 P: 11	R: 0 E: 0 K: 0 S: 8	H: 0 LOB: 0 BB: 0 P: 11	R: 0 E: 0 K: 1 S: 7	H: 1 LOB: 0 BB: 0 P: 8	1B: 8 2B: 1 3B: 0 HR: 1	SF: 0 SAC: 0 DP: 3 HBP: 0	WP: 0 PB: 0 SB: 0 CS: 1	PA: 35						
<b>PITCHER</b>	IP	WLS	BF	H	R	ER	SO	BB	IBB	HBP	BLK	WP	HR	S	P	ERA	WHIP											
<b>Woody Williams, R</b> ERA: 4.58	(1, 1)	7.0	W	29	8	3	3	4	3	0	0	0	0	1	68	105	3.86	1.571										
<b>Matt Whisenant, L</b> ERA: 5.15	(8, 1)	1.0	H	3	0	0	0	0	0	0	0	0	0	0	8	11	0.00	0.000										
<b>Trevor Hoffman, R</b> ERA: 2.22	(9, 1)	1.0	S	3	1	0	0	1	0	0	0	0	0	0	7	8	0.00	1.000										

Batter	1	2	3	4	5	6	7	8	9	AB	R	H	RBI	BB	SO	LOB	BOTTOM											
<b>QuiVivo Veras, S</b> OBP: 0.368, SLG: 0.374	BB FC5-2 1B	P3			WP 2B BB		1B BB	F7		3	2	1	0	2	0	1	<b>San Francisco Giants @ San Diego Padres</b> Qualcomm Stadium, San Diego, CA Sun Sep 19 1999, 8:05 PM EDT Att: 32,443 - Unknown - 70 F <a href="http://livebaseballscores.com">livebaseballscores.com</a>											
<b>Tony Gwynn, L</b> OBP: 0.376, SLG: 0.469										4	1	2	1	0	1	1												
<b>Matt Whisenant, R</b>										0	0	0	0	0	0	0												
<b>Trevor Hoffman, R</b> OBP: 0.333, SLG: 0.667	FC5-2 BB 1B		K		F7		1B BB			0	0	0	0	0	0	0												
<b>Reggie Sanders, R</b> OBP: 0.386, SLG: 0.529	FC5-2 BB 1B		P3		2B		1B BB			3	1	2	1	1	0	0												
<b>Phil Nevin, R</b> OBP: 0.355, SLG: 0.554	FC5-2 FC6-4		F9		K		G5-3 1B			4	0	1	2	0	1	4												
<b>Eric Owens, R</b> OBP: 0.331, SLG: 0.397	K				G3		G5-3			4	0	0	1	0	1	4												
<b>Wiki Gonzalez, R</b> OBP: 0.297, SLG: 0.371	FC6-4				K2-3		F7			4	0	0	0	0	1	4												
<b>Ruben Rivera, R</b> OBP: 0.297, SLG: 0.399		HR			2B					4	1	2	1	0	0	0												
<b>Damian Jackson, R</b> OBP: 0.330, SLG: 0.367	F7-4 1B				P6		SH1-4 1B BB			3	1	1	0	1	0	1												
<b>Woody Williams, R</b> ERA: 4.63	(1, 1)	6.1	L	30	8	6	6	5	4	0	0	0	0	0	1	1	8.53	1.895										
<b>Wally Joyner, L</b> OBP: 0.368, SLG: 0.342	(8, 3)	1.2	7	1	0	0	0	0	1	0	0	0	0	0	0	0	0.00	1.200										
<b>Felix Rodriguez, R</b> ERA: 3.75	(7, 1)	1.2	7	1	0	0	0	0	1	0	0	0	0	0	0	0	0.00	1.200										
<b>Inning Stats</b>	R: 0 E: 0 K: 1 S: 12	H: 2 LOB: 3 BB: 1 P: 22	R: 1 E: 0 K: 0 S: 6	H: 2 LOB: 0 BB: 0 P: 9	R: 0 E: 0 K: 1 S: 10	H: 0 LOB: 0 BB: 0 P: 13	R: 0 E: 0 K: 1 S: 6	H: 1 LOB: 1 BB: 0 P: 11	R: 1 E: 0 K: 2 S: 12	H: 1 LOB: 1 BB: 1 P: 21	R: 0 E: 0 K: 0 S: 5	H: 0 LOB: 0 BB: 0 P: 8	R: 4 E: 0 K: 0 S: 19	H: 3 LOB: 1 BB: 2 P: 38	R: 0 E: 0 K: 0 S: 10	H: 0 LOB: 1 BB: 1 P: 20	R: 0 E: 0 K: 0 S: 10	H: 0 LOB: 1 BB: 1 P: 20	1B: 6 2B: 3 3B: 0 HR: 1	SF: 0 SAC: 1 DP: 1 HBP: 0	WP: 1 PB: 0 SB: 1 CS: 0	PA: 37						
<b>PITCHER</b>	IP	WLS	BF	H	R	ER	SO	BB	IBB	HBP	BLK	WP	HR	S	P	ERA	WHIP											





Batter	1	2	3	4	5	6	7	8	9	AB	R	H	RBI	BB	SO	LOB	TOP										
Pokey Reese, R OBP: 0.321, SLG: 0.412 Chris Stynes, R OBP: 0.306, SLG: 0.297	G5-3		K	K			F9	HR		5	1	1	0	0	2	1	<b>Cincinnati Reds @ San Diego Padres</b> Qualcomm Stadium, San Diego, CA Mon Sep 20 1999, 10:05 PM EDT Att: 12,837 - Unknown - 69 F										
Barry Larkin, R OBP: 0.396, SLG: 0.432 Gookie Dawkins, R OBP: 0.250, SLG: 0.143	FC4-6 BB		2B				FC5-4 BB	K		0	1	0	0	4	0	0											
Sean Casey, L OBP: 0.405, SLG: 0.545	FC4-6 1-2		1-H				FC5-4 1-2	HR		5	1	2	2	0	1	3											
Greg Vaughn, R OBP: 0.344, SLG: 0.527 Jeffrey Hammonds, R OBP: 0.343, SLG: 0.520	K		F8					1B		5	2	2	3	0	2	3											
Dmitri Young, S OBP: 0.354, SLG: 0.510 Mike Cameron, R OBP: 0.352, SLG: 0.470	G3							1B		4	1	2	0	0	1	1											
Eddie Taubensee, L OBP: 0.383, SLG: 0.526 Brian Johnson, R OBP: 0.285, SLG: 0.426	HR		E7 1B				CS 1B	E1 3B		4	3	4	2	0	0	0											
Michael Tucker, L OBP: 0.335, SLG: 0.418	K		2-H 1B				K	1B		5	1	2	3	0	3	1											
Aaron Boone, R OBP: 0.333, SLG: 0.462 Mark Lewis, R OBP: 0.291, SLG: 0.466	G6-3		G6-3 1-2				K	G3		4	0	1	0	0	1	3											
Denny Neagle, L OBP: 0.212, SLG: 0.219 Stan Belinda, R OBP: 0.250, SLG: 0.250	G6-3		G6-3 2-3				G6-3	1B		4	1	1	1	0	0	1											
<b>Inning Stats</b>	R: 0 E: 0 K: 1 S: 5	H: 0 LOB: 1 BB: 1 P: 13	R: 1 E: 0 K: 1 S: 10	H: 1 LOB: 0 BB: 0 P: 12	R: 1 E: 0 K: 1 S: 12	H: 1 LOB: 1 BB: 1 P: 20	R: 2 E: 1 K: 1 S: 8	H: 4 LOB: 1 BB: 0 P: 11	R: 0 E: 0 K: 3 S: 11	H: 1 LOB: 1 BB: 1 P: 14	R: 0 E: 0 K: 0 S: 5	H: 0 LOB: 1 BB: 1 P: 13	R: 3 E: 1 K: 1 S: 21	H: 8 LOB: 1 BB: 0 P: 36	R: 0 E: 0 K: 2 S: 8	H: 0 LOB: 0 BB: 0 P: 13		1B: 8 2B: 5 3B: 1 HR: 2	SF: 0 SAC: 0 DP: 1 HBP: 0	WP: 0 PB: 0 SB: 1 CS: 2	PA: 44						
<b>PITCHER</b>	IP	WLS	BF	H	R	ER	SO	BB	IBB	HBP	BLK	WP	HR	S	P	ERA	WHIP										
Buddy Carlyle, R ERA: 6.49	5.0	L	23	6	4	4	7	3	0	0	0	0	1	46	77	7.20	1.800										
Heath Murray, L ERA: 5.25	2.0		7	1	0	0	2	1	0	0	0	0	0	14	27	0.00	1.000										
Domingo Guzman, R ERA: 17.18	0.0		4	4	5	5	0	0	0	0	0	0	0	5	9	∞	∞										
Carlos Almanzar, R ERA: 7.82	1.0		7	4	3	3	1	0	0	0	0	0	1	16	27	27.00	4.000										
Matt Whiteside, R ERA: 19.96	1.0		3	0	0	0	2	0	0	0	0	0	0	8	13	0.00	0.000										

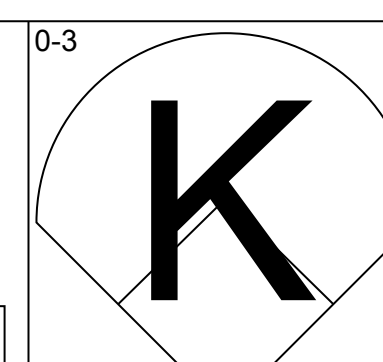
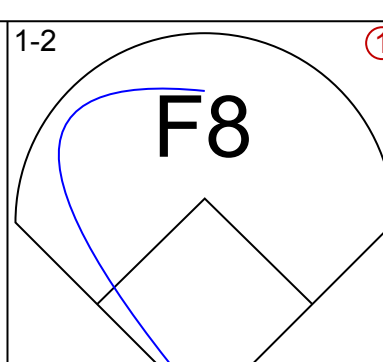
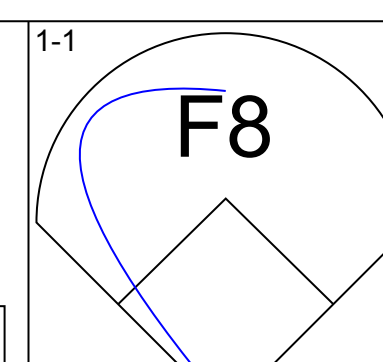
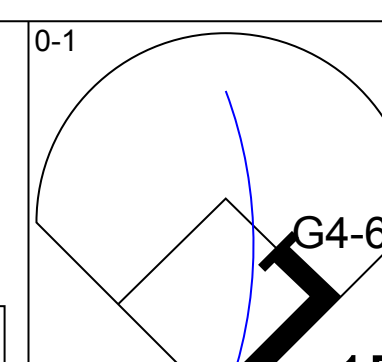
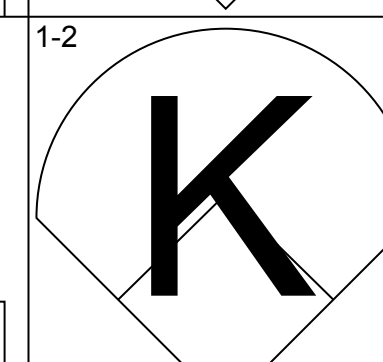
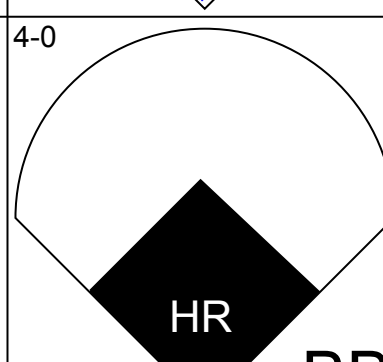
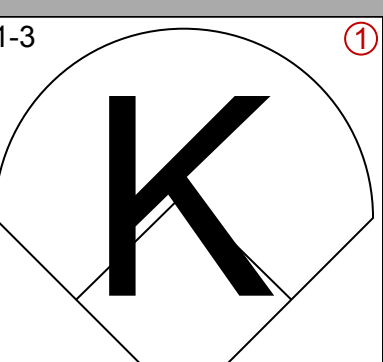
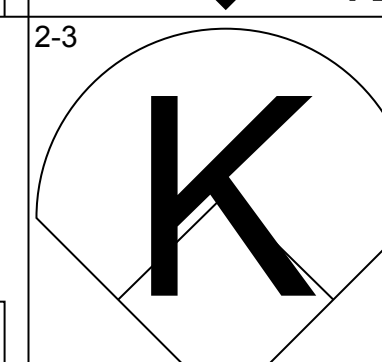
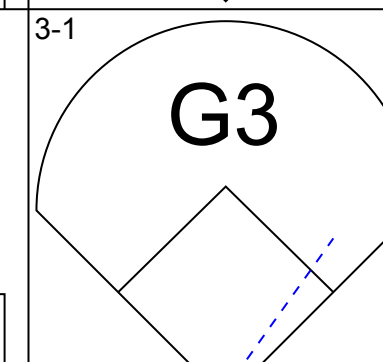
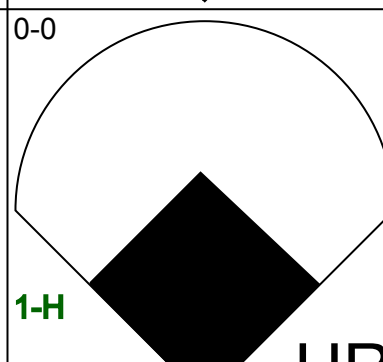
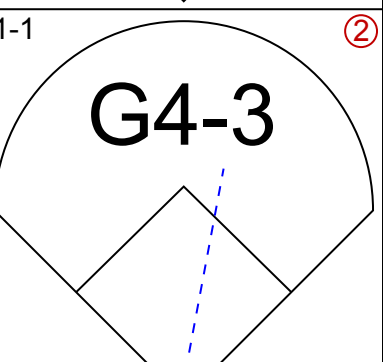
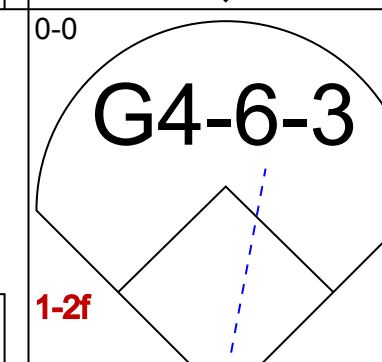
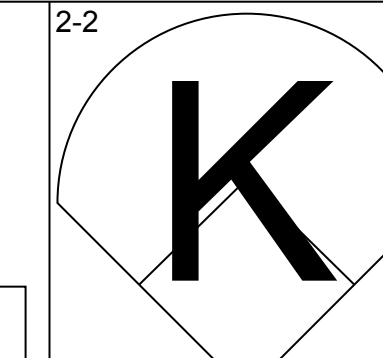
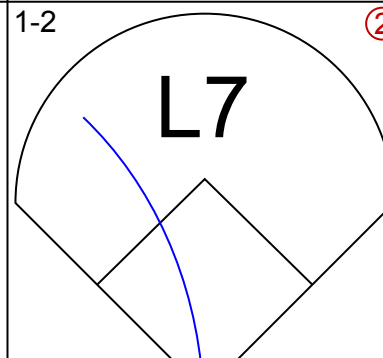
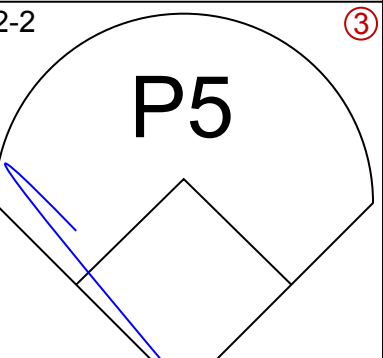
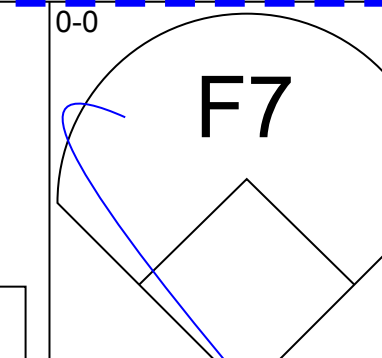
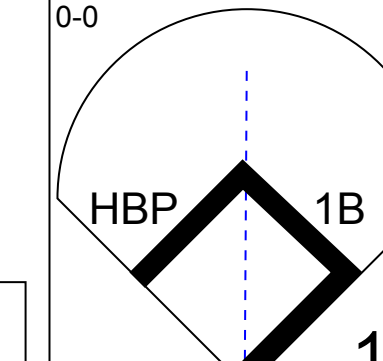
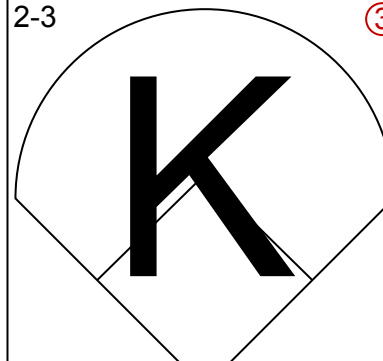
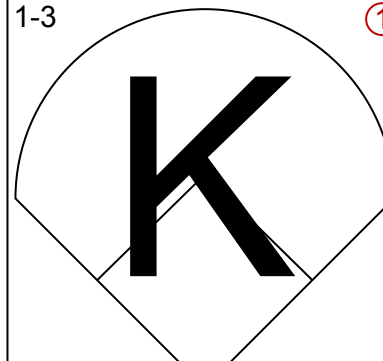
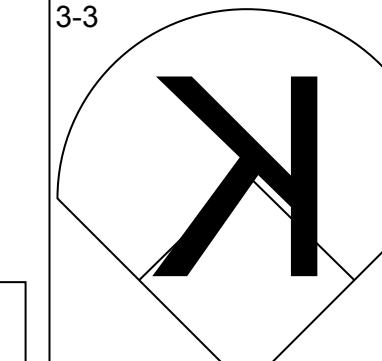
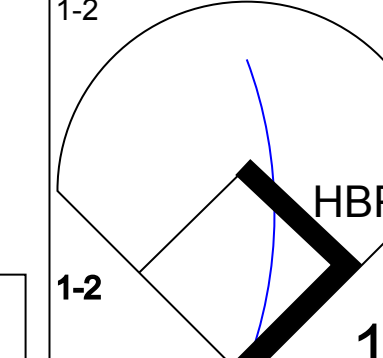
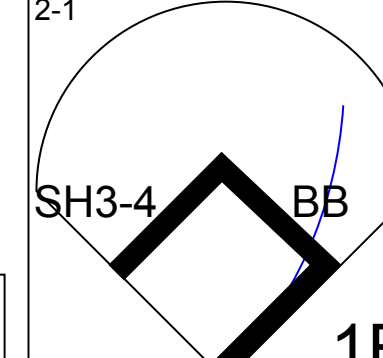
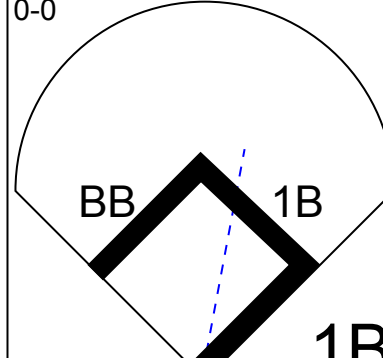
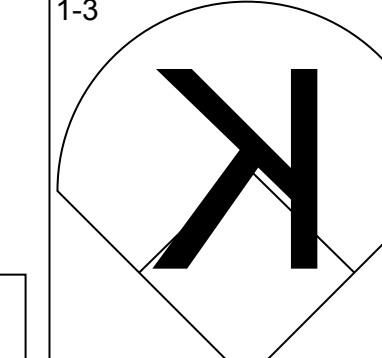
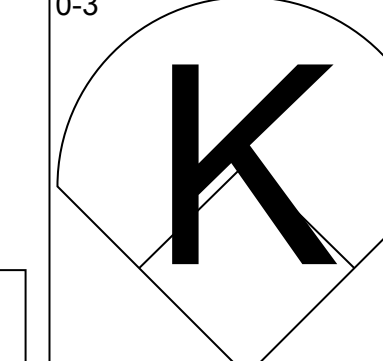
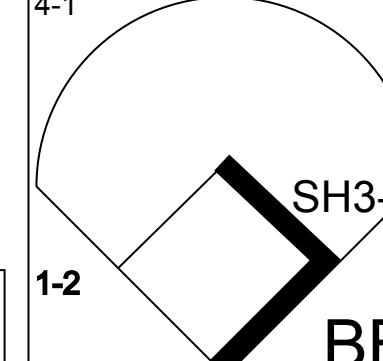
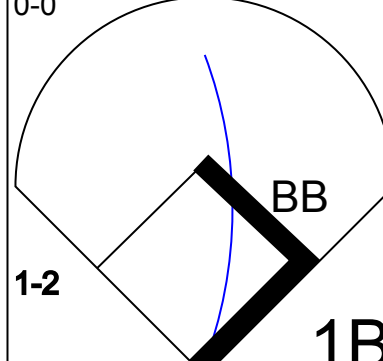
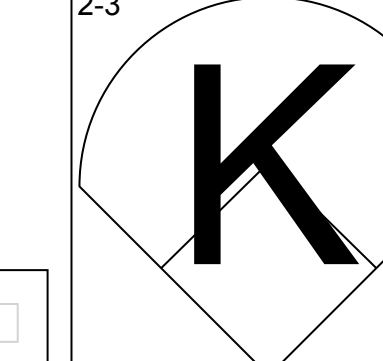
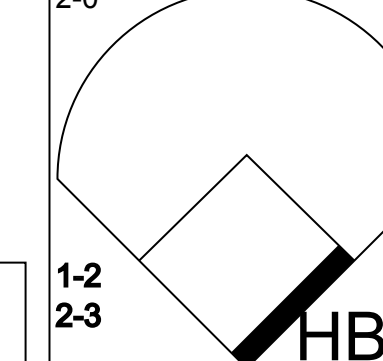
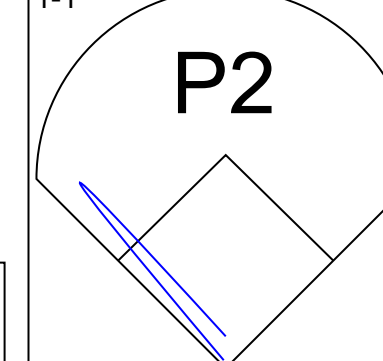
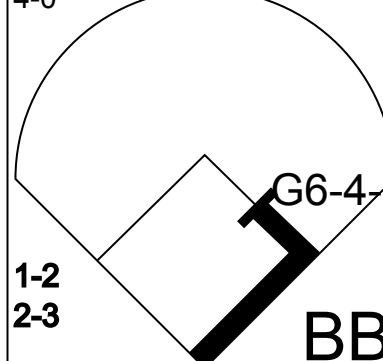
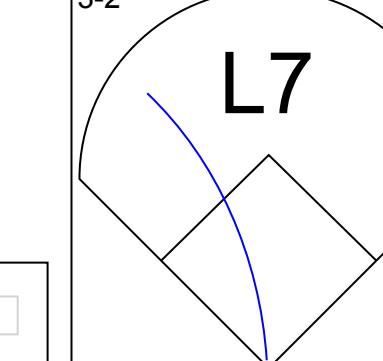
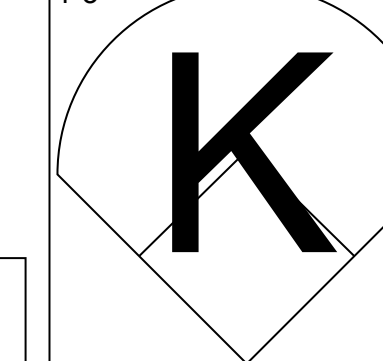
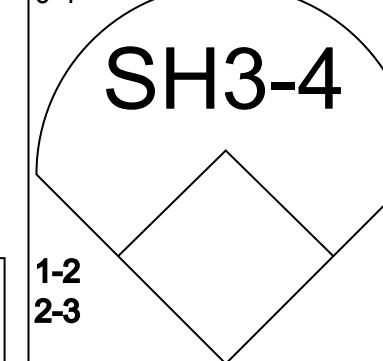
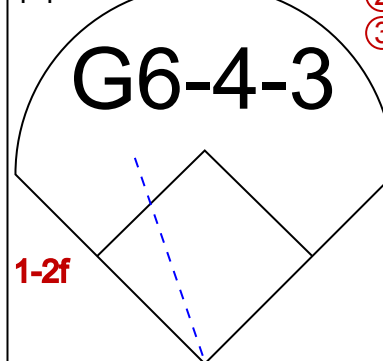
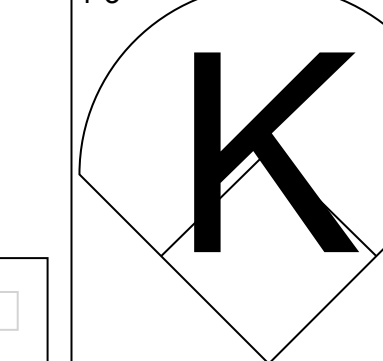
AB	40
R	12
H	15
RBI	11
BB	4
SO	12
LOB	16



Batter	1	2	3	4	5	6	7	8	9	AB	R	H	RBI	BB	SO	LOB	BOTTOM										
QuiVio Veras, S OBP: 0.365, SLG: 0.371 Matt Whiteside, R	P4		K					F9		4	0	0	0	0	1	1	<b>Cincinnati Reds @ San Diego Padres</b> Qualcomm Stadium, San Diego, CA Mon Sep 20 1999, 10:05 PM EDT Att: 12,837 - Unknown - 69 F										
Tony Gwynn, L OBP: 0.375, SLG: 0.468 Mike Darr, L OBP: 0.293, SLG: 0.297	L8		1B				G4-3	F8-3 1B		3	0	1	0	0	0	0											
Reggie Sanders, R OBP: 0.386, SLG: 0.534 John Vander Wal, L OBP: 0.369, SLG: 0.426	HR		K				G6-3	K		3	1	1	1	0	1	2											
Phil Nevin, R OBP: 0.355, SLG: 0.551 David Newhan, L OBP: 0.125, SLG: 0.250	K		G1-4-3 BB				G4-3	F8-3		2	0	0	0	1	1	0											
Eric Owens, R OBP: 0.331, SLG: 0.395	K		G1-4-3 BB				P9			2	0	0	0	1	1	0											
Ruben Rivera, R OBP: 0.295, SLG: 0.396	K		G1-4-3				G4-3			3	0	0	0	0	1	2											
Ben Davis, S OBP: 0.319, SLG: 0.386	F7		G6-3				L8			3	0	0	0	0	0	1											
Chris Gomez, R OBP: 0.335, SLG: 0.314	F9		F9				F8	P9		3	0	0	0	0	0	0											
Buddy Carlyle, L OBP: 0.428, SLG: 0.200 Gary Matthews, L OBP: 0.444, SLG: 0.211 Heath Murray, L OBP: 0.336, SLG: 0.145 Domingo Guzman, R OBP: 0.291, SLG: 0.466 Carlos Almanzar, R OBP: 0.333, SLG: 0.462 Wiki Gonzalez, R OBP: 0.295, SLG: 0.325 Damian Jackson, R OBP: 0.320, SLG: 0.347			1B				K	F7		0	0	0	0	1	0	0											
<b>Inning Stats</b>	R: 1 E: 0 K: 1 S: 11	H: 1 LOB: 0 BB: 0 P: 15	R: 0 E: 0 K: 2 S: 7	H: 0 LOB: 0 BB: 0 P: 9	R: 0 E: 0 K: 2 S: 12	H: 1 LOB: 2 BB: 1 P: 20	R: 0 E: 0 K: 0 S: 7	H: 0 LOB: 1 BB: 2 P: 16	R: 0 E: 0 K: 1 S: 8	H: 0 LOB: 0 BB: 0 P: 12	R: 0 E: 0 K: 0 S: 4	H: 0 LOB: 0 BB: 0 P: 6	R: 0 E: 0 K: 0 S: 4	H: 0 LOB: 0 BB: 0 P: 6	R: 0 E: 0 K: 0 S: 6	H: 0 LOB: 0 BB: 0 P: 9		R: 0 E: 0 K: 1 S: 8	H: 1 LOB: 0 BB: 0 P: 12	1B: 2 2B: 1 3B: 0 HR: 1	SF: 0 SAC: 0 DP: 2 HBP: 0	WP: 0 PB: 0 SB: 0 CS: 0	PA: 31				
<b>PITCHER</b>	IP	WLS	BF	H	R	ER	SO	BB	IBB	HBP	BLK	WP	HR	S	P	ERA	WHIP										
Denny Neagle, L ERA: 4.67	8.0	W	28	2	1	1	6	3	0	0	0	0	0	59	93	1.12	0.625										
Stan Belinda, R ERA: 5.25	1.0		3	1	0	0	1	0	0	0	0	0	0	8	12	0.00	1.000										

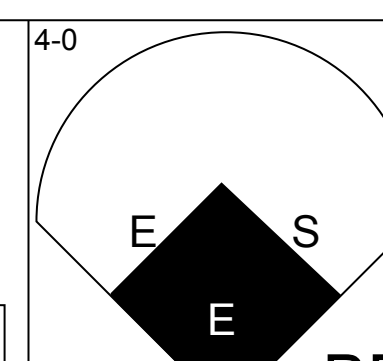
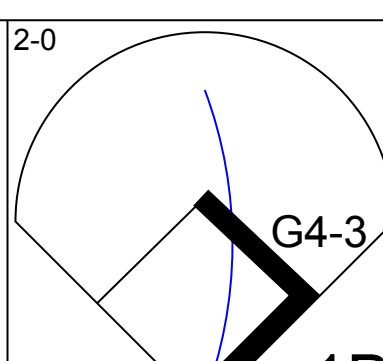
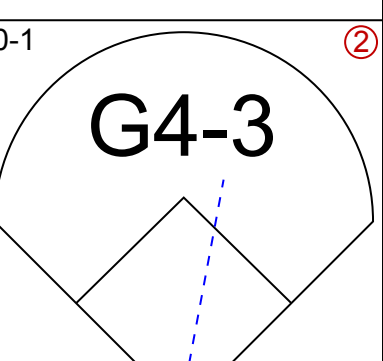
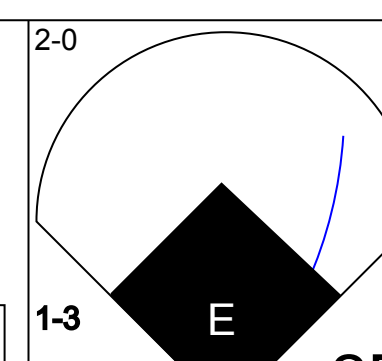
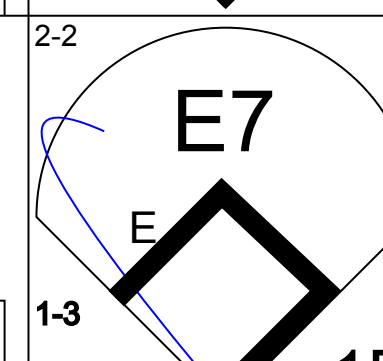
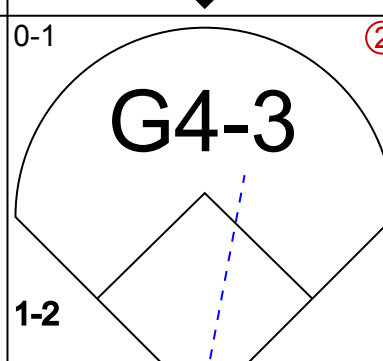
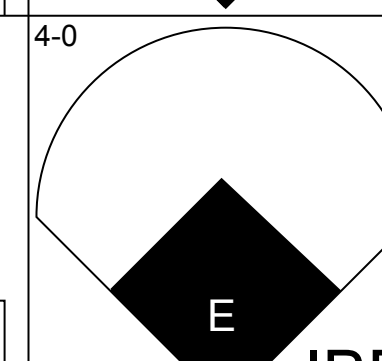
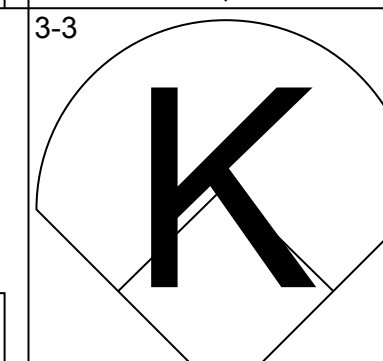
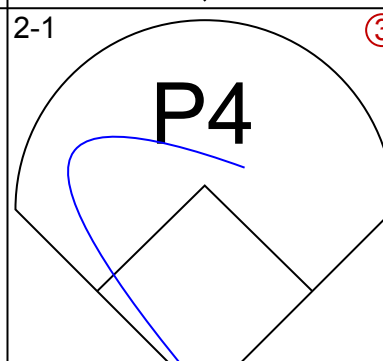
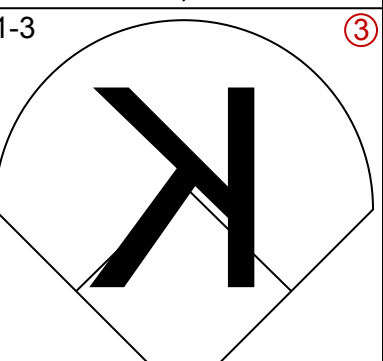
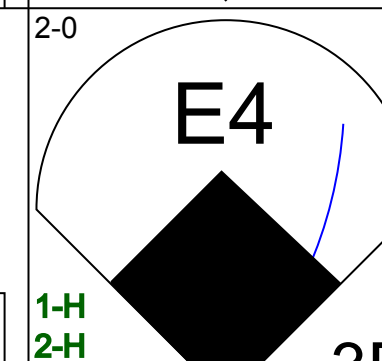
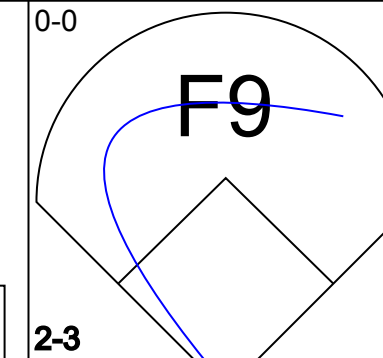


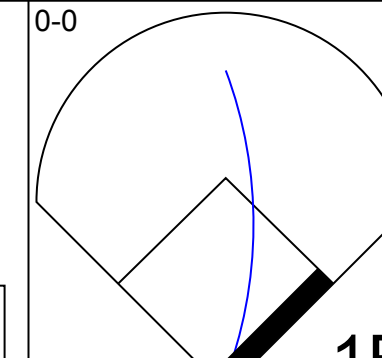
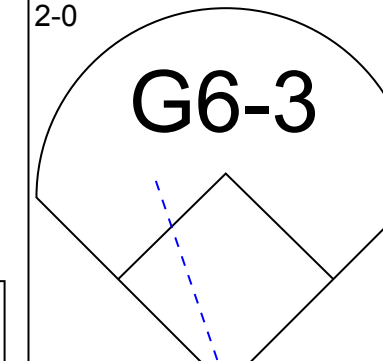
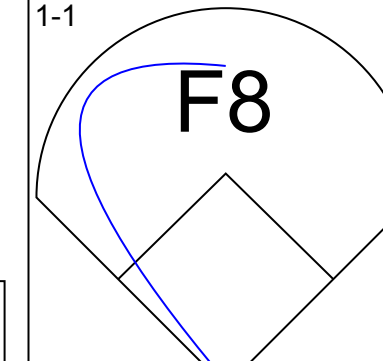
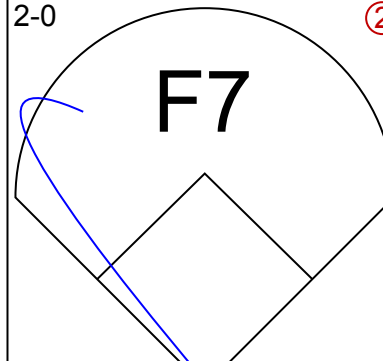


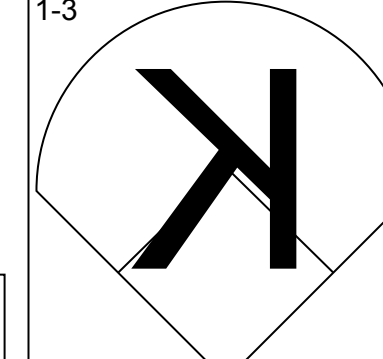
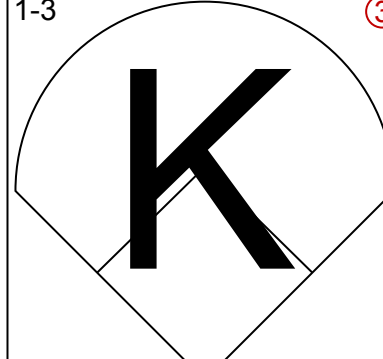
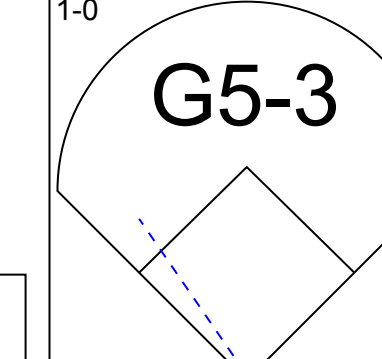
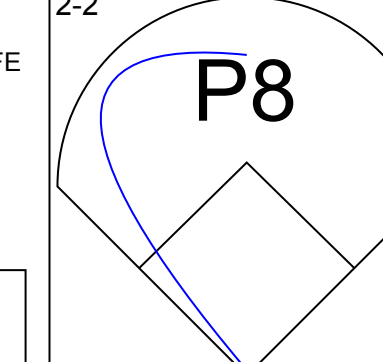


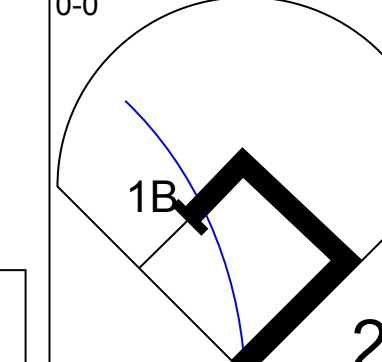
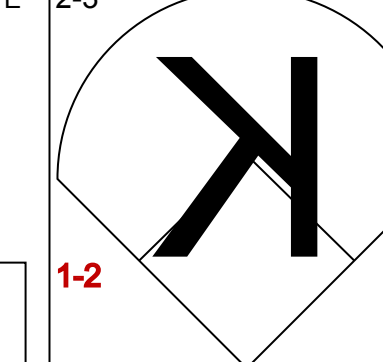
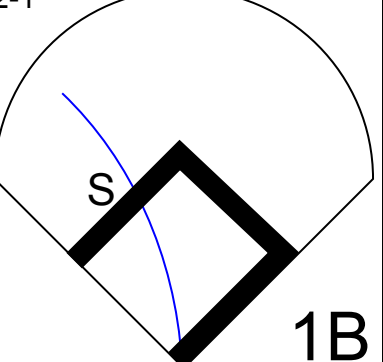
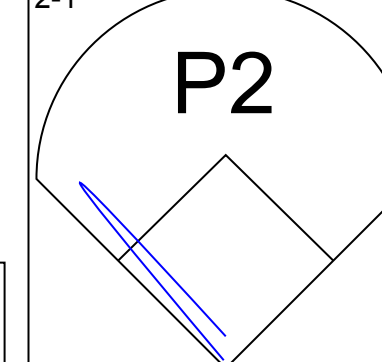


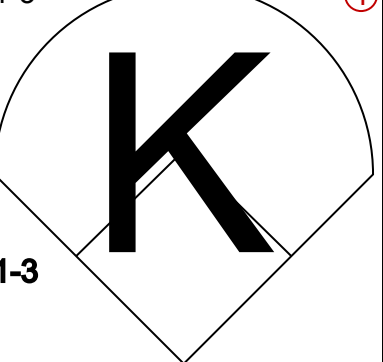
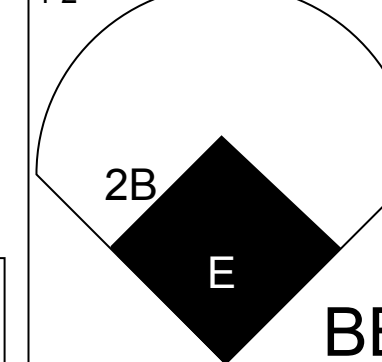

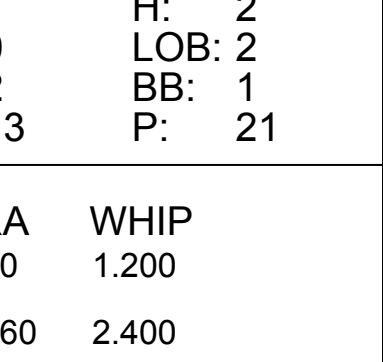
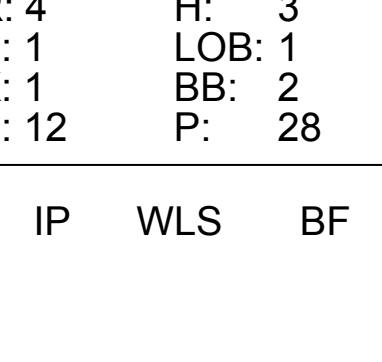





Batter	1	2	3	4	5	6	7	8	9	AB	R	H	RBI	BB	SO	LOB	TOP				
<b>Pokey Reese, R</b> OBP: 0.320, SLG: 0.411										4	0	1	0	0	1	2	<b>Cincinnati Reds @ San Diego Padres</b> Qualcomm Stadium, San Diego, CA Tue Sep 21 1999, 10:05 PM EDT Att: 18,512 - Cloudy - 75 F				
<b>Barry Larkin, R</b> OBP: 0.395, SLG: 0.430										3	1	0	0	1	3	1					
<b>Sean Casey, L</b> OBP: 0.404, SLG: 0.549										4	1	1	2	0	0	1					
<b>Greg Vaughn, R</b> OBP: 0.341, SLG: 0.523										4	0	0	0	0	1	0					
<b>Dmitri Young, S</b> OBP: 0.353, SLG: 0.507										4	0	1	0	0	3	0					
<b>Eddie Taubensee, L</b> OBP: 0.356, SLG: 0.528										4	0	3	0	0	1	0					
<b>Michael Tucker, L</b> OBP: 0.337, SLG: 0.418										3	0	1	0	1	2	2					
<b>Aaron Boone, R</b> OBP: 0.334, SLG: 0.460										2	0	0	0	1	0	2					
<b>Juan Guzman, R</b> OBP: 0.167, SLG: 0.138										1	0	0	0	0	1	3					
<b>Mark Swenson, L</b> OBP: 0.500, SLG: 0.789										1	0	0	0	0	0	3					
<b>Scott Williamson, R</b> OBP: 0.362, SLG: 0.518										1	0	0	0	0	0	0					
<b>Dennys Reyes, R</b>										0	0	0	0	0	0	0					
<b>Jeffrey Hammonds, R</b>										1	0	0	0	0	1	0					
<b>Inning Stats</b>	R: 0 E: 0 K: 2 S: 8	H: 0 LOB: 0 BB: 0 P: 12	R: 0 E: 0 K: 3 S: 13	H: 2 LOB: 3 BB: 0 P: 19	R: 2 E: 0 K: 1 S: 10	H: 1 LOB: 0 BB: 1 P: 18	R: 0 E: 0 K: 0 S: 9	H: 1 LOB: 2 BB: 1 P: 17	R: 0 E: 0 K: 1 S: 8	H: 2 LOB: 0 BB: 1 P: 14	R: 0 E: 0 K: 1 S: 7	H: 1 LOB: 0 BB: 0 P: 8	R: 0 E: 0 K: 2 S: 8	H: 0 LOB: 0 BB: 0 P: 12	R: 0 E: 0 K: 2 S: 11	H: 0 LOB: 0 BB: 0 P: 17	1B: 6 2B: 0 3B: 0 HR: 1	SF: 0 SAC: 1 DP: 2 HBP: 1	WP: 0 PB: 0 SB: 0 CS: 0	PA: 36	
<b>PITCHER</b>	IP	WLS	BF	H	R	ER	SO	BB	IBB	HBP	BLK	WP	HR	S	P	ERA	WHIP				
<b>Matt Clement, R</b> ERA: 4.53	(1, 1)	7.0	W	30	7	2	2	9	3	0	1	0	0	1	63	100	2.57	1.429			
<b>Donne Wall, R</b> ERA: 2.95	(8, 1)	2.0		6	0	0	0	4	0	0	0	0	0	19	29	0.00	0.000				

AB	31
R	2
H	7
RBI	2
BB	3
SO	13
LOB	14





Batter	1	2	3	4	5	6	7	8	9	AB	R	H	RBI	BB	SO	LOB	BOTTOM			
<b>QuiVio Veras, S</b> OBP: 0.368, SLG: 0.375										3	2	2	0	1	0	1	<b>Cincinnati Reds @ San Diego Padres</b> Qualcomm Stadium, San Diego, CA Tue Sep 21 1999, 10:05 PM EDT Att: 18,512 - Cloudy - 75 F			
<b>Tony Gwynn, L</b> OBP: 0.379, SLG: 0.469										2	1	1	0	2	0	1				
<b>Donne Wall, R</b>										0	0	0	0	0	0	0				
<b>Reggie Sanders, R</b> OBP: 0.385, SLG: 0.536										4	1	1	3	0	2	5				
<b>Phil Nevin, R</b> OBP: 0.354, SLG: 0.548										4	0	1	0	0	1	1				
<b>Wally Joyner, L</b> OBP: 0.364, SLG: 0.338										4	0	0	0	0	0	2				
<b>Ben Davis, S</b> OBP: 0.318, SLG: 0.382										3	0	0	0	1	2	0				
<b>Ruben Rivera, R</b> OBP: 0.297, SLG: 0.407										4	1	2	1	0	1	1				
<b>Damian Jackson, R</b> OBP: 0.332, SLG: 0.369										4	0	2	0	0	1	1				
<b>Matt Clement, R</b> OBP: 0.148, SLG: 0.080										2	0	0	0	0	2	1				
<b>John Vander Wal, L</b> ERA: 3.88										0	0	0	0	1	0	0				
<b>David Newhan, L</b> OBP: 0.125, SLG: 0.250										0	1	0	0	0	0	0				
<b>Eric Owens, R</b> OBP: 0.330, SLG: 0.394										1	0	0	0	0	0	1				
<b>Inning Stats</b>	R: 1 E: 2 K: 1 S: 8	H: 1 LOB: 1 BB: 1 P: 19	R: 0 E: 0 K: 1 S: 9	H: 0 LOB: 0 BB: 1 P: 17	R: 0 E: 0 K: 1 S: 11	H: 1 LOB: 1 BB: 0 P: 16	R: 0 E: 0 K: 1 S: 8	H: 0 LOB: 0 BB: 0 P: 11	R: 1 E: 0 K: 2 S: 13	H: 2 LOB: 2 BB: 1 P: 21	R: 0 E: 0 K: 2 S: 8	H: 0 LOB: 0 BB: 0 P: 14	R: 4 E: 1 K: 1 S: 12	H: 3 LOB: 1 BB: 2 P: 28	R: 0 E: 0 K: 0 S: 4	H: 2 LOB: 1 BB: 0 P: 7	1B: 5 2B: 2 3B: 1 HR: 1	SF: 0 SAC: 0 DP: 0 HBP: 0	WP: 0 PB: 0 SB: 3 CS: 1	PA: 36
<b>PITCHER</b>	IP	WLS	BF	H	R	ER	SO	BB	IBB	HBP	BLK	WP	HR	S	P	ERA	WHIP			
<b>Juan Guzman, R</b> ERA: 3.88	(1, 1)	5.0		21	4	2	1	6	2	1	0	0	0	19	41	21.60	2.400			
<b>Scott Williamson, R</b> ERA: 2.22	(6, 1)	1.2	L	10	3	4	4	3	1	1	0	0	0	5	8	0.00	1.500			
<b>Dennys Reyes, L</b> ERA: 3.51	(7, 1)	1.1		5	2	0	0	0	0	0	0	0	0	5	8	0.00	1.500			

AB	31
R	6
H	9
RBI	4
BB	5
SO	9
LOB	14





Batter	1	2	3	4	5	6	7	8	9	AB	R	H	RBI	BB	SO	LOB	TOP										
Mike Cameron, R (1, 8) OBP: 0.351, SLG: 0.467	P4	2-2 1B		F7		F7			B2	5	0	1	0	0	0	3	<p>Cincinnati Reds @ San Diego Padres Qualcomm Stadium, San Diego, CA</p> <p>Wed Sep 22 1999, 10:35 PM EDT Att: 36,788 - Unknown - 73 F</p> <p>livebaseballscorecards.com</p> <p>AB 34 R 4 H 8 RBI 3 BB 3 SO 4 LOB 16</p> 										
Barry Larkin, R (1, 6) OBP: 0.393, SLG: 0.428	L8	2-0 FC5			P4	G6-3			1-2 1B	5	0	1	0	0	0	2											
Sean Casey, L (1, 3) OBP: 0.404, SLG: 0.548									1-3 K	4	1	1	0	1	1	2											
Greg Vaughn, R (1, 7) OBP: 0.343, SLG: 0.530	K								2-2 G1-3	4	1	2	2	1	1	3											
Dmitri Young, S (1, 9) OBP: 0.352, SLG: 0.503 Michael Tucker, L (9, 9) OBP: 0.337, SLG: 0.418										3	1	0	0	0	1	2											
Eddie Taubensee, L (1, 2) OBP: 0.395, SLG: 0.528 Danny Graves, R (8, 1)										0	0	0	0	0	0	0											
Aaron Boone, R (1, 5) OBP: 0.334, SLG: 0.459										4	0	1	1	0	1	1											
Pokey Reese, R (1, 4) OBP: 0.320, SLG: 0.409										3	0	1	0	0	0	0											
Ron Villone, L (1, 1) OBP: 0.095, SLG: 0.073 Scott Sullivan, R (6, 1) Jason LaRue, R (8, 2) OBP: 0.320, SLG: 0.412										3	0	1	0	0	0	0											
										2	0	0	0	0	0	0											
										1	0	1	0	0	0	0											
<b>Inning Stats</b>	R: 0 E: 0 K: 1 S: 7	H: 0 LOB: 1 BB: 1 P: 14	R: 2 E: 1 K: 0 S: 11	H: 2 LOB: 2 BB: 0 P: 18	R: 0 E: 0 K: 0 S: 5	H: 1 LOB: 1 BB: 0 P: 8	R: 0 E: 0 K: 0 S: 5	H: 0 LOB: 0 BB: 1 P: 11	R: 2 E: 0 K: 0 S: 10	H: 2 LOB: 0 BB: 0 P: 16	R: 0 E: 0 K: 0 S: 17	H: 1 LOB: 1 BB: 0 P: 26	R: 0 E: 0 K: 1 S: 10	H: 0 LOB: 0 BB: 1 P: 21	R: 0 E: 0 K: 1 S: 10	H: 0 LOB: 0 BB: 0 P: 15	R: 0 E: 0 K: 1 S: 14	H: 2 LOB: 2 BB: 0 P: 19	1B: 4 2B: 3 3B: 0 HR: 1	SF: 0 SAC: 2 DP: 0 HBP: 1	WP: 0 PB: 1 SB: 1 CS: 0	PA: 40					
<b>PITCHER</b>	IP	WLS	BF	H	R	ER	SO	BB	IBB	HBP	BLK	WP	HR	S	P	ERA	WHIP										
Andy Ashby, R (1, 1) ERA: 3.69	6.0	L	28	6	4	2	1	2	0	1	0	0	1	55	93	3.00	1.333										
Carlos Reyes, R (7, 1) ERA: 3.34	1.1		5	0	0	0	2	1	0	0	0	0	0	13	25	0.00	0.750										
Dan Miceli, R (8, 1) ERA: 3.99	1.0		5	2	0	0	0	0	0	0	0	0	0	14	20	0.00	2.000										
Matt Whisenant, L (9, 1) ERA: 5.08	0.2		2	0	0	0	1	0	0	0	0	0	0	7	10	0.00	0.000										

Batter	1	2	3	4	5	6	7	8	9	AB	R	H	RBI	BB	SO	LOB	BOTTOM										
Quilvio Veras, S (1, 4) OBP: 0.366, SLG: 0.373	BB FC1-2 1B	G5-3		K		P6			F7	5	0	1	0	0	1	2	<p>Cincinnati Reds @ San Diego Padres Qualcomm Stadium, San Diego, CA</p> <p>Wed Sep 22 1999, 10:35 PM EDT Att: 36,788 - Unknown - 73 F</p> <p>livebaseballscorecards.com</p> <p>AB 33 R 3 H 9 RBI 2 BB 5 SO 9 LOB 20</p> 										
Tony Gwynn, L (1, 9) OBP: 0.376, SLG: 0.465 Eric Owens, R (6, 7) OBP: 0.331, SLG: 0.395	F7			G3	F8	CS	B4-3		1-2 G6-4-3 1B	3	0	0	0	0	0	1											
Reggie Sanders, R (1, 7) OBP: 0.387, SLG: 0.537	FC1-2 1B								1-2 G6-4-3 1B	5	1	3	0	0	1	1											
Phil Nevin, R (1, 5) OBP: 0.356, SLG: 0.546	FC1-2 BB								1-2 1B	3	0	1	0	1	2	1											
Wally Joyner, L (1, 3) OBP: 0.365, SLG: 0.338	FC1-2								1-2 1B	3	0	1	1	1	0	3											
Ruben Rivera, R (1, 8) OBP: 0.296, SLG: 0.404 Dan Miceli, R (8, 1) Matt Whisenant, R (9, 1)	K									3	0	0	0	1	2	5											
										0	0	0	0	0	0	0											
										0	0	0	0	0	0	0											
										0	0	0	0	0	0	0											
										1	0	0	0	0	1	0											
Ben Davis, S (1, 2) OBP: 0.320, SLG: 0.378										2	1	0	0	2	0	3											
Damian Jackson, R (1, 6) OBP: 0.331, SLG: 0.370										4	1	1	1	0	2	4											
Andy Ashby, R (1, 1) OBP: 0.175, SLG: 0.167 Wiki Gonzalez, R (6, PH) OBP: 0.303, SLG: 0.375 David Newhan, L (6, PR) OBP: 0.125, SLG: 0.250 Carlos Reyes, S (7, 1) Garry Matthews, S (8, 8) OBP: 0.429, SLG: 0.200										1	0	0	0	0	1	0											
										1	0	1	0	0	0	0											
										0	0	0	0	0	0	0											
										0	0	0	0	0	0	0											
										1	0	0	0	0	0	0											
<b>Inning Stats</b>	R: 0 E: 0 K: 1 S: 12	H: 2 LOB: 3 BB: 1 P: 21	R: 0 E: 0 K: 0 S: 7	H: 0 LOB: 1 BB: 1 P: 13	R: 1 E: 1 K: 1 S: 16	H: 3 LOB: 3 BB: 1 P: 25	R: 0 E: 0 K: 2 S: 8	H: 0 LOB: 0 BB: 0 P: 11	R: 0 E: 0 K: 2 S: 9	H: 0 LOB: 0 BB: 0 P: 14	R: 2 E: 1 K: 0 S: 12	H: 2 LOB: 1 BB: 1 P: 20	R: 0 E: 0 K: 2 S: 10	H: 1 LOB: 2 BB: 1 P: 14	R: 0 E: 0 K: 1 S: 7	H: 0 LOB: 0 BB: 0 P: 10	R: 0 E: 0 K: 0 S: 8	H: 1 LOB: 0 BB: 0 P: 10	1B: 8 2B: 1 3B: 0 HR: 0	SF: 0 SAC: 1 DP: 1 HBP: 0	WP: 0 PB: 0 SB: 0 CS: 1	PA: 40					
<b>PITCHER</b>	IP	WLS	BF	H	R	ER	SO	BB	IBB	HBP	BLK	WP	HR	S	P	ERA	WHIP										
Ron Villone, L (1, 1) ERA: 4.17	5.1	W	27	7	3	3	6	4	0	0	0	0	0	60	98	5.06	2.062										
Scott Sullivan, R (6, 1) ERA: 2.85	1.2	H	6	1	0	0	2	1	0	0	0	0	0	14	20	0.00	1.200										
Danny Graves, R (8, 1) ERA: 3.22	2.0	S	6	1	0	0	1	0	0	0	0	0	0	15	20	0.00	0.500										



Batter	1	2	3	4	5	6	7	8	9	AB	R	H	RBI	BB	SO	LOB	TOP								
Quilvio Veras, S OBP: 0.369, SLG: 0.377 (1,4)										4	1	3	0	0	1	0	<b>San Diego Padres @ Los Angeles Dodgers</b> Dodger Stadium, Los Angeles, CA Fri Sep 24 1999, 7:10 PM PDT Att: 36,366 - Cloudy - 67 F								
Tony Gwynn, L OBP: 0.377, SLG: 0.465 (1,9)										4	0	2	0	0	0	1									
Reggie Sanders, R OBP: 0.384, SLG: 0.532 (1,7)										4	0	0	0	0	3	3									
Phil Nevin, R OBP: 0.355, SLG: 0.542 (1,5)										4	0	1	0	0	1	0									
Wally Joyner, L OBP: 0.364, SLG: 0.334 (1,3)										3	0	0	0	1	1	1									
Eric Owens, R OBP: 0.328, SLG: 0.391 (1,8)										4	0	0	0	0	1	2									
Ben Davis, S OBP: 0.317, SLG: 0.374 (1,2)										3	0	0	0	0	0	1									
Chris Gomez, R OBP: 0.331, SLG: 0.309 (1,6)										3	0	0	0	0	1	0									
Sterling Hitchcock, L OBP: 0.129, SLG: 0.085 John Vander Wal, L OBP: 0.370, SLG: 0.424 Carlos Reyes, S (8,1)										2	0	0	0	0	1	0									
										1	0	0	0	0	1	0									
										0	0	0	0	0	0	0									
<b>Inning Stats</b>	R: 1 E: 0 K: 1 S: 8	H: 2 LOB: 0 BB: 0 P: 11	R: 0 E: 0 K: 0 S: 7	H: 0 LOB: 0 BB: 0 P: 13	R: 0 E: 0 K: 3 S: 10	H: 0 LOB: 0 BB: 0 P: 12	R: 0 E: 0 K: 1 S: 5	H: 0 LOB: 0 BB: 0 P: 8	R: 0 E: 0 K: 1 S: 7	H: 0 LOB: 0 BB: 0 P: 11	R: 0 E: 0 K: 1 S: 12	H: 2 LOB: 2 BB: 0 P: 17	R: 0 E: 1 K: 0 S: 6	H: 0 LOB: 1 BB: 1 P: 14	R: 0 E: 0 K: 1 S: 7	H: 1 LOB: 1 BB: 0 P: 10	R: 0 E: 1 K: 2 S: 13	H: 1 LOB: 1 BB: 0 P: 14	1B: 6 2B: 0 3B: 0 HR: 0	SF: 0 SAC: 0 DP: 1 HBP: 0	WP: 0 PB: 0 SB: 0 CS: 0	PA: 33			
<b>PITCHER</b>	IP	WLS	BF	H	R	ER	SO	BB	IBB	HBP	BLK	WP	HR	S	P	ERA	WHIP								
Kevin Brown, R ERA: 2.92 Jeff Shaw, R ERA: 2.77	(1,1)	8.0	W	29	5	1	1	8	1	0	0	0	0	62	96	1.12	0.750								
(9,1)	1.0	4	1	0	0	0	2	0	0	0	0	0	0	13	14	0.00	1.000								

Batter	1	2	3	4	5	6	7	8	9	AB	R	H	RBI	BB	SO	LOB	BOTTOM								
Eric Young Sr., R OBP: 0.378, SLG: 0.363 (1,4)										4	0	2	0	0	0	1	<b>San Diego Padres @ Los Angeles Dodgers</b> Dodger Stadium, Los Angeles, CA Fri Sep 24 1999, 7:10 PM PDT Att: 36,366 - Cloudy - 67 F								
Mark Cudzielnick, R OBP: 0.378, SLG: 0.440 (1,6)										4	2	2	0	0	1	1									
Gary Sheffield, R OBP: 0.403, SLG: 0.500 Trenidad Hubbard, R OBP: 0.396, SLG: 0.408 (1,7)										4	0	0	0	0	0	3									
Eric Karros, R OBP: 0.357, SLG: 0.551 (1,3)										3	1	2	1	1	0	0									
Raul Mondesi, R OBP: 0.331, SLG: 0.479 (1,9)										4	0	1	1	0	0	3									
22 Devon White, S OBP: 0.337, SLG: 0.403 (1,8)										4	1	1	2	0	1	2									
Adrian Beltré, R OBP: 0.351, SLG: 0.434 (1,5)										3	1	1	0	1	0	0									
Paul Lo Duca, R OBP: 0.323, SLG: 0.361 (1,2)										3	0	1	0	0	0	1									
Kevin Brown, R OBP: 0.088, SLG: 0.065 Jeff Shaw, R (9,1)										2	0	0	1	0	0	1									
										0	0	0	0	0	0	0									
<b>Inning Stats</b>	R: 0 E: 0 K: 0 S: 6	H: 1 LOB: 2 BB: 1 P: 17	R: 0 E: 0 K: 0 S: 5	H: 1 LOB: 1 BB: 0 P: 9	R: 1 E: 0 K: 1 S: 17	H: 4 LOB: 2 BB: 0 P: 25	R: 0 E: 0 K: 0 S: 7	H: 0 LOB: 0 BB: 0 P: 11	R: 0 E: 0 K: 1 S: 7	H: 0 LOB: 0 BB: 0 P: 12	R: 0 E: 0 K: 0 S: 5	H: 0 LOB: 0 BB: 0 P: 9	R: 1 E: 0 K: 0 S: 4	H: 1 LOB: 0 BB: 1 P: 10	R: 3 E: 0 K: 0 S: 19	H: 3 LOB: 0 BB: 0 P: 26	R: 0 E: 0 K: 0 S: 13	H: 1 LOB: 1 BB: 0 P: 14	1B: 9 2B: 0 3B: 0 HR: 1	SF: 1 SAC: 0 DP: 1 HBP: 0	WP: 2 PB: 0 SB: 3 CS: 1	PA: 34			
<b>PITCHER</b>	IP	WLS	BF	H	R	ER	SO	BB	IBB	HBP	BLK	WP	HR	S	P	ERA	WHIP								
Sterling Hitchcock, L ERA: 4.04 Carlos Reyes, R ERA: 3.67	(1,1)	7.0	L	28	7	2	2	2	2	0	0	0	0	51	93	2.57	1.286								
(8,1)	1.0	6	3	3	3	0	0	0	0	0	0	2	1	19	26	27.00	3.000								





Batter	1	2	3	4	5	6	7	8	9	AB	R	H	RBI	BB	SO	LOB	TOP										
Quilvio Veras, S OBP: 0.368, SLG: 0.374										3	0	0	0	1	3	0	<b>San Diego Padres @ Los Angeles Dodgers</b> Dodger Stadium, Los Angeles, CA Sat Sep 25 1999, 7:10 PM PDT Att: 41,067 - Cloudy - 63 F										
Tony Gwynn, L OBP: 0.374, SLG: 0.461 Mike Darr, L OBP: 0.293, SLG: 0.297										4	0	0	0	0	2	0											
Reggie Sanders, R OBP: 0.383, SLG: 0.529										3	0	0	0	1	2	0											
Phil Nevin, R OBP: 0.354, SLG: 0.539										4	0	1	0	0	1	1											
Wally Joyner, L OBP: 0.363, SLG: 0.343										4	1	1	1	0	0	1											
Wiki Gonzalez, R OBP: 0.304, SLG: 0.418										3	1	1	1	0	0	1											
Ruben Rivera, R OBP: 0.297, SLG: 0.411										3	1	1	1	0	2	0											
Damian Jackson, R OBP: 0.329, SLG: 0.367										3	0	0	0	0	0	0											
Woody Williams, R OBP: 0.205, SLG: 0.243 Trevor Hoffman, R OBP: 0.333, SLG: 0.667										3	0	1	0	0	0	0											
<b>Inning Stats</b>	R: 0 H: 0 E: 0 K: 2 S: 7	H: 0 LOB: 0 BB: 0 P: 13	R: 0 H: 0 E: 0 K: 0 S: 6	H: 0 LOB: 0 BB: 0 P: 10	R: 0 H: 0 E: 0 K: 1 S: 13	H: 0 LOB: 0 BB: 0 P: 19	R: 0 H: 0 E: 0 K: 2 S: 8	H: 0 LOB: 0 BB: 0 P: 9	R: 0 H: 1 E: 0 K: 0 S: 7	H: 1 LOB: 0 BB: 0 P: 11	R: 1 H: 1 E: 0 K: 1 S: 10	H: 1 LOB: 0 BB: 0 P: 18	R: 0 H: 0 E: 0 K: 1 S: 12	H: 0 LOB: 1 BB: 1 P: 20	R: 2 H: 3 E: 0 K: 1 S: 22	H: 3 LOB: 2 BB: 1 P: 35	R: 0 H: 0 E: 0 K: 0 S: 6	H: 0 LOB: 0 BB: 0 P: 11	1B: 1 2B: 2 3B: 0 HR: 3	SF: 0 SAC: 0 DP: 2 HBP: 0	WP: 0 PB: 0 SB: 0 CS: 1	PA: 32					
<b>PITCHER</b>	IP	WLS	BF	H	R	ER	SO	BB	IBB	HBP	BLK	WP	HR	S	P	ERA	WHIP										
Eric Gagne, R ERA: 2.63	(1, 1)	7.0		22	2	1	7	1	0	0	0	0	1	63	100	1.29	0.429										
Matt Herges, R ERA: 4.35	(8, 1)	0.2	L	5	3	2	2	1	0	0	0	0	2	20	27	27.00	4.500										
Pedro Borbon, L ERA: 4.2	(8, 1)	0.1		2	0	0	0	1	0	0	0	0	0	2	8	0.00	3.000										
Alan Mills, R ERA: 3.84	(9, 1)	1.0		3	0	0	0	0	0	0	0	0	0	6	11	0.00	0.000										

Batter	1	2	3	4	5	6	7	8	9	AB	R	H	RBI	BB	SO	LOB	BOTTOM										
Mark Grudzielanek, R OBP: 0.375, SLG: 0.436										4	0	0	0	0	1	0	<b>San Diego Padres @ Los Angeles Dodgers</b> Dodger Stadium, Los Angeles, CA Sat Sep 25 1999, 7:10 PM PDT Att: 41,067 - Cloudy - 63 F										
Alex Cora, L OBP: 0.231, SLG: 0.240 Todd Hollandsworth, L OBP: 0.336, SLG: 0.450										3	1	1	0	0	0	0											
Gary Sheffield, R OBP: 0.402, SLG: 0.504 Alan Mills, R										4	1	1	2	0	0	0											
Eric Karros, R OBP: 0.356, SLG: 0.549										4	0	1	0	0	0	0											
Raul Mondesi, R OBP: 0.332, SLG: 0.478										3	0	1	0	1	0	0											
22 Devon White, S OBP: 0.336, SLG: 0.402										4	0	1	0	0	0	3											
Todd Hundley, S OBP: 0.301, SLG: 0.452										4	0	0	0	0	2	4											
Adrian Beltré, R OBP: 0.351, SLG: 0.432										2	0	0	0	1	1	0											
Eric Gagne, R OBP: 0.286, SLG: 0.286 Dave Hansen, L OBP: 0.400, SLG: 0.387 Matt Herges, L Pedro Borbon, R Craig Counsell, L OBP: 0.289, SLG: 0.253										2	0	0	0	0	1	3											
<b>Inning Stats</b>	R: 0 H: 0 E: 0 K: 1 S: 7	H: 1 LOB: 1 BB: 0 P: 14	R: 0 H: 0 E: 0 K: 0 S: 10	H: 0 LOB: 0 BB: 0 P: 11	R: 2 H: 3 E: 0 K: 2 S: 17	H: 3 LOB: 3 BB: 2 P: 33	R: 0 H: 0 E: 0 K: 0 S: 8	H: 0 LOB: 0 BB: 0 P: 13	R: 0 H: 0 E: 0 K: 0 S: 7	H: 0 LOB: 0 BB: 0 P: 9	R: 0 H: 0 E: 0 K: 0 S: 5	H: 0 LOB: 0 BB: 0 P: 9	R: 0 H: 0 E: 0 K: 0 S: 8	H: 0 LOB: 0 BB: 0 P: 12	R: 0 H: 1 E: 0 K: 1 S: 6	H: 1 LOB: 1 BB: 0 P: 7	1B: 4 2B: 0 3B: 0 HR: 1	SF: 0 SAC: 0 DP: 0 HBP: 0	WP: 1 PB: 0 SB: 0 CS: 0	PA: 34							
<b>PITCHER</b>	IP	WLS	BF	H	R	ER	SO	BB	IBB	HBP	BLK	WP	HR	S	P	ERA	WHIP										
Woody Williams, R ERA: 4.49	(1, 1)	8.0	W	30	4	2	2	4	1	0	0	0	1	72	110	2.25	0.625										
Trevor Hoffman, R ERA: 2.15	(9, 1)	1.0	S	4	1	0	0	1	0	0	0	0	0	6	7	0.00	1.000										



Batter	1	2	3	4	5	6	7	8	9	AB	R	H	RBI	BB	SO	LOB	TOP									
Quilvio Veras, S OBP: 0.373, SLG: 0.379										2	3	2	0	2	0	0										
Eric Owens, R OBP: 0.328, SLG: 0.390										4	0	1	1	0	0	2										
Reggie Sanders, R OBP: 0.382, SLG: 0.533										4	1	1	4	0	0	1										
Phil Nevin, R OBP: 0.350, SLG: 0.533										4	0	0	0	0	3	1										
Wiki Gonzalez, R OBP: 0.301, SLG: 0.451											4	1	1	1	0	0										
Ruben Rivera, R OBP: 0.294, SLG: 0.407											4	1	0	0	0	1										
Gary Matthews, S Donne Wall, R Matt Whiteside, R John Vander Wal, L Chris Gomez, R Wally Joyner, L										3	0	0	1	0	1	0										
Buddy Carlyle, L Dave Magadan, L Dan Miceli, R Matt Whisenant, R Mike Darr, L											1	0	0	0	0	1										
<b>Inning Stats</b>	R: 1 E: 0 K: 0 S: 9	H: 1 LOB: 0 BB: 0 P: 15	R: 0 E: 1 K: 0 S: 6	H: 0 LOB: 0 BB: 0 P: 11	R: 0 E: 0 K: 1 S: 10	H: 0 LOB: 0 BB: 1 P: 18	R: 0 E: 0 K: 1 S: 6	H: 0 LOB: 0 BB: 0 P: 8	R: 1 E: 0 K: 0 S: 8	H: 0 LOB: 0 BB: 0 P: 12	R: 2 E: 0 K: 1 S: 13	H: 1 LOB: 0 BB: 1 P: 20	R: 0 E: 0 K: 2 S: 9	H: 0 LOB: 0 BB: 0 P: 12	R: 2 E: 0 K: 1 S: 13	H: 3 LOB: 1 BB: 0 P: 20	R: 1 E: 0 K: 0 S: 10	H: 1 LOB: 0 BB: 0 P: 13	1B: 3 2B: 1 3B: 0 HR: 2	SF: 0 SAC: 0 DP: 1 HBP: 0	WP: 0 PB: 0 SB: 2 CS: 2	PA: 36				
<b>PITCHER</b>	IP WLS BF H R ER SO BB IBB HBP BLK WP HR S P ERA WHIP																									
Jeff Williams, L ERA: 2.84	5.2		21	2	4	3	2	2	0	0	0	0	0	0	0	1	49	80	4.76	0.706						
Robinson Checo, R ERA: 8.22	1.1	W	4	0	0	0	3	0	0	0	0	0	0	0	0	0	12	16	0.00	0.000						
Mike Maddux, R ERA: 3.7	1.0		6	3	2	2	1	0	0	0	0	0	0	0	0	0	13	20	18.00	3.000						
Jeff Shaw, R ERA: 2.86	1.0		4	1	1	1	0	0	0	0	0	0	0	0	0	1	10	13	9.00	1.000						

**San Diego Padres @ Los Angeles Dodgers**  
 Dodger Stadium, Los Angeles, CA  
 Sun Sep.26.1999, 1:10 PM PDT  
 Att: 46,177 - Cloudy - 78 F

**AB 33**  
**R 7**  
**H 6**  
**RBI 7**  
**BB 2**  
**SO 6**  
**LOB 6**



Batter	1	2	3	4	5	6	7	8	9	AB	R	H	RBI	BB	SO	LOB	BOTTOM										
Mark Grudzielanek, R Alex Cora, L										4	0	0	0	0	1	2											
Craig Counsell, L Jose Vizcaino, S										3	1	1	0	0	0	0											
Gary Sheffield, R Mike Maddux, L Jeff Shaw, R										4	1	2	1	0	0	2											
Eric Karros, R										4	2	2	3	0	0	1											
Raul Mondesi, R										4	1	1	2	0	1	0											
Todd Hollandsworth, L										4	1	2	0	0	1	0											
Adrian Beltré, R										4	1	2	0	0	1	1											
Paul Lo Duca, R										4	1	1	0	0	0	2											
Jeff Williams, R Robinson Checo, R Dave Hansen, L Trendad Hubbard, R										2	0	0	0	0	2	0											
<b>Inning Stats</b>	R: 1 E: 0 K: 0 S: 7	H: 1 LOB: 0 BB: 0 P: 8	R: 0 E: 0 K: 2 S: 9	H: 0 LOB: 0 BB: 0 P: 12	R: 0 E: 0 K: 1 S: 9	H: 0 LOB: 0 BB: 0 P: 12	R: 3 E: 0 K: 0 S: 12	H: 4 LOB: 1 BB: 0 P: 17	R: 0 E: 0 K: 1 S: 9	H: 0 LOB: 0 BB: 0 P: 14	R: 0 E: 0 K: 1 S: 8	H: 1 LOB: 0 BB: 0 P: 12	R: 6 E: 0 K: 1 S: 20	H: 6 LOB: 0 BB: 0 P: 27	R: 0 E: 0 K: 0 S: 8	H: 1 LOB: 1 BB: 0 P: 12	1B: 8 2B: 2 3B: 0 HR: 3	SF: 0 SAC: 0 DP: 0 HBP: 0	WP: 0 PB: 0 SB: 0 CS: 1	PA: 36							
<b>PITCHER</b>	IP WLS BF H R ER SO BB IBB HBP BLK WP HR S P ERA WHIP																										
Buddy Carlyle, R ERA: 6.61	5.0		20	5	4	4	4	0	0	0	0	0	0	0	0	0	2	46	63	7.20	1.000						
Dan Miceli, R ERA: 4.34	1.0	L	6	4	3	3	1	0	0	0	0	0	0	0	0	0	11	15	27.00	4.000							
Matt Whisenant, L ERA: 5.4	0.1		3	2	1	1	1	0	0	0	0	0	0	0	0	0	8	12	27.00	6.000							
Donne Wall, R ERA: 2.97	0.2		3	1	2	2	0	0	0	0	0	0	0	0	0	1	9	12	27.00	1.500							
Matt Whiteside, R ERA: 17.65	1.0		4	1	0	0	0	0	0	0	0	0	0	0	0	0	8	12	0.00	1.000							

**San Diego Padres @ Los Angeles Dodgers**  
 Dodger Stadium, Los Angeles, CA  
 Sun Sep.26.1999, 1:10 PM PDT  
 Att: 46,177 - Cloudy - 78 F

**AB 36**  
**R 10**  
**H 13**  
**RBI 10**  
**BB 0**  
**SO 6**  
**LOB 9**













Batter	1	2	3	4	5	6	7	8	9	AB	R	H	RBI	BB	SO	LOB	TOP										
Quilvio Veras, S OBP: 0.371, SLG: 0.382 (1, 4)										4	1	2	1	0	0	0	<b>San Diego Padres @ Arizona Diamondbacks</b> Bank One Ballpark, Phoenix, AZ Thu Sep 30 1999, 9:35 PM EDT Att: 33,949 - Unknown - 94 F <a href="http://livebaseballscorecards.com">livebaseballscorecards.com</a>										
Tony Gwynn, L OBP: 0.382, SLG: 0.469 (1, 9)										4	0	1	0	0	0	1											
Reggie Sanders, R OBP: 0.379, SLG: 0.531 (1, 7)										4	1	1	0	0	1	2											
Phil Nevin, R OBP: 0.354, SLG: 0.531 (1, 5)										3	0	0	0	1	2	2											
Eric Owens, R OBP: 0.328, SLG: 0.394 (1, 3)										4	1	2	2	0	1	1											
Ruben Rivera, R OBP: 0.291, SLG: 0.400 (1, 8)										3	0	0	0	1	2	2											
Ben Davis, S OBP: 0.308, SLG: 0.363 (1, 2)										3	0	0	0	0	2	1											
Damian Jackson, R OBP: 0.324, SLG: 0.360 (1, 6)										3	0	0	0	0	2	1											
Sterling Hitchcock, L OBP: 0.125, SLG: 0.082 Dan Miceli, R (6, 1)										2	0	0	0	0	1	0											
Gary Matthews, S OBP: 0.351, SLG: 0.643 Carlos Almanzar, R (7, 1)										0	0	0	0	0	0	0											
Matt Whiteside, R (8, 1)										0	0	0	0	0	0	0											
<b>Inning Stats</b>	R: 3 E: 0 K: 2 S: 14	H: 3 LOB: 0 BB: 0 P: 20	R: 0 E: 0 K: 2 S: 9	H: 0 LOB: 0 BB: 0 P: 12	R: 0 E: 0 K: 2 S: 12	H: 1 LOB: 1 BB: 0 P: 18	R: 0 E: 0 K: 2 S: 11	H: 0 LOB: 1 BB: 1 P: 18	R: 0 E: 0 K: 1 S: 5	H: 0 LOB: 0 BB: 0 P: 9	R: 0 E: 0 K: 1 S: 12	H: 0 LOB: 0 BB: 0 P: 20	R: 0 E: 0 K: 1 S: 6	H: 0 LOB: 0 BB: 0 P: 9	R: 0 E: 0 K: 0 S: 7	H: 1 LOB: 0 BB: 0 P: 11	R: 0 E: 0 K: 0 S: 4	H: 1 LOB: 0 BB: 0 P: 7	1B: 3 2B: 1 3B: 0 HR: 2	SF: 0 SAC: 0 DP: 1 HBP: 0	WP: 0 PB: 0 SB: 1 CS: 1	PA: 33					
<b>PITCHER</b>	IP	WLS	BF	H	R	ER	SO	BB	IBB	HBP	BLK	WP	HR	S	P	ERA	WHIP										
Randy Johnson, L ERA: 2.48 (1, 1)	7.0	W	27	4	3	3	11	2	0	0	0	0	2	69	106	3.86	0.857										
Bobby Chouinard, R ERA: 2.75 (8, 1)	1.0	H	3	1	0	0	0	0	0	0	0	0	0	7	11	0.00	1.000										
Matt Mantei, R ERA: 2.8 (9, 1)	1.0	S	3	1	0	0	0	0	0	0	0	0	0	4	7	0.00	1.000										

Batter	1	2	3	4	5	6	7	8	9	AB	R	H	RBI	BB	SO	LOB	BOTTOM										
Hanley Frias, S OBP: 0.404, SLG: 0.357 (1, 6)										4	1	2	1	1	0	1	<b>San Diego Padres @ Arizona Diamondbacks</b> Bank One Ballpark, Phoenix, AZ Thu Sep 30 1999, 9:35 PM EDT Att: 33,949 - Unknown - 94 F <a href="http://livebaseballscorecards.com">livebaseballscorecards.com</a>										
Jay Bell, R OBP: 0.368, SLG: 0.545 (1, 4)										4	1	2	1	0	1												
Greg Colbrunn, R OBP: 0.396, SLG: 0.527 (1, 3)										4	1	2	3	0	4												
Matt Williams, R OBP: 0.345, SLG: 0.539 (1, 5)										3	0	0	0	1	0	1											
Bernard Gilkey, R OBP: 0.377, SLG: 0.488 (1, 7)										3	0	0	0	1	2	1											
Ernie Young, R OBP: 0.425, SLG: 0.200 (1, 9)										3	0	1	0	0	1	3											
Kelly Stinnett, R OBP: 0.299, SLG: 0.427 (1, 2)										4	1	2	0	0	0	2											
LeJon Powell, R OBP: 0.222, SLG: 0.280 (1, 8)										4	1	0	0	0	2	3											
Randy Johnson, R OBP: 0.124, SLG: 0.165 Bobby Chouinard, R (8, 1)										3	0	1	0	0	1	2											
Lenny Harris, L OBP: 0.333, SLG: 0.400 Matt Mantei, R (9, 1)										0	0	0	0	0	0	0											
<b>Inning Stats</b>	R: 3 E: 1 K: 0 S: 12	H: 2 LOB: 0 BB: 0 P: 19	R: 1 E: 0 K: 0 S: 9	H: 2 LOB: 0 BB: 0 P: 13	R: 0 E: 0 K: 1 S: 11	H: 1 LOB: 1 BB: 0 P: 19	R: 0 E: 0 K: 1 S: 12	H: 1 LOB: 1 BB: 0 P: 21	R: 0 E: 0 K: 2 S: 14	H: 3 LOB: 2 BB: 1 P: 27	R: 0 E: 0 K: 1 S: 16	H: 0 LOB: 1 BB: 0 P: 22	R: 0 E: 0 K: 1 S: 9	H: 1 LOB: 0 BB: 0 P: 15	1B: 10 2B: 0 3B: 0 HR: 1	SF: 0 SAC: 0 DP: 1 HBP: 1	WP: 0 PB: 0 SB: 1 CS: 2	PA: 39									
<b>PITCHER</b>	IP	WLS	BF	H	R	ER	SO	BB	IBB	HBP	BLK	WP	HR	S	P	ERA	WHIP										
Sterling Hitchcock, L ERA: 4.11 Dan Miceli, R ERA: 4.19 Carlos Almanzar, R ERA: 7.43 Matt Whiteside, R ERA: 17.0 (1, 1)	5.1	L	28	9	5	4	5	3	0	0	0	0	1	67	117	6.75	2.250										
(6, 1)	0.2		2	1	0	0	0	0	0	0	0	0	0	5	11	0.00	1.500										
(7, 1)	1.2		7	1	0	0	2	0	0	1	0	0	0	25	36	0.00	0.600										
(8, 1)	0.1		0	0	0	0	0	0	0	0	0	0	0	0	1	0.00	0.000										







Batter	1	2	3	4	5	6	7	8	9	AB	R	H	RBI	BB	SO	LOB	TOP										
Quilvio Veras, S OBP: 0.368, SLG: 0.379	G5-3			F8	FC6-4		1B		K	5	1	1	1	0	1	3	<b>San Diego Padres @ Arizona Diamondbacks</b> Bank One Ballpark, Phoenix, AZ Sat Oct 02 1999, 10:05 PM EDT Att: 46,794 - Unknown - 91 F <a href="http://livebaseballscorecards.com">livebaseballscorecards.com</a>										
Eric Owens, R Wally Joyner, L OBP: 0.326, SLG: 0.392 OBP: 0.363, SLG: 0.350	F9			G3		P4	1B		P5	4	0	1	1	0	0	0											
Reggie Sanders, R OBP: 0.377, SLG: 0.528	L5			G6-3		F7	BB			3	0	0	0	1	0	0											
Phil Nevin, R OBP: 0.353, SLG: 0.530					F7				K	4	0	1	0	0	1	2											
Wiki Gonzalez, R OBP: 0.271, SLG: 0.410	G5-3				E6				G6-3	4	1	0	0	0	0	1											
Ruben Rivera, R OBP: 0.293, SLG: 0.400	G6-3				1B				G6-3	3	2	1	0	1	0	0											
Gary Matthews, S OBP: 0.366, SLG: 0.188				L8					P7	4	1	2	2	0	0	0											
Damian Jackson, R Dave Magadan, L David Newhan, L OBP: 0.321, SLG: 0.358 OBP: 0.377, SLG: 0.355 OBP: 0.175, SLG: 0.333				K						3	0	0	0	0	2	3											
Buddy Carlyle, L Dan Miceli, R Matt Whisenant, R Carlos Reyes, S Tony Gwynn, L OBP: 0.364, SLG: 0.222 OBP: 0.382, SLG: 0.478	G3			G3					F7	3	0	1	1	0	0	1											
<b>Inning Stats</b>	R: 0 E: 0 K: 0 S: 7	H: 0 LOB: 0 BB: 0 P: 12	R: 0 E: 0 K: 0 S: 5	H: 0 LOB: 0 BB: 0 P: 7	R: 0 E: 0 K: 1 S: 6	H: 0 LOB: 0 BB: 1 P: 10	R: 0 E: 0 K: 0 S: 7	H: 0 LOB: 0 BB: 0 P: 9	R: 2 E: 1 K: 1 S: 13	H: 2 LOB: 2 BB: 1 P: 23	R: 0 E: 0 K: 0 S: 6	H: 1 LOB: 1 BB: 0 P: 10	R: 3 E: 1 K: 1 S: 19	H: 4 LOB: 2 BB: 1 P: 37	R: 0 E: 0 K: 0 S: 4	H: 0 LOB: 0 BB: 0 P: 5		R: 0 E: 0 K: 1 S: 9	H: 0 LOB: 2 BB: 1 P: 16	1B: 6 2B: 1 3B: 0 HR: 0	SF: 0 SAC: 0 DP: 0 HBP: 0	WP: 1 PB: 0 SB: 5 CS: 0	PA: 38				
<b>PITCHER</b>	IP	WLS	BF	H	R	ER	SO	BB	IBB	HBP	BLK	WP	HR	S	P	ERA	WHIP										
Omar Daal, L ERA: 3.85	6.0		23	3	2	0	2	1	0	0	0	0	0	44	71	0.00	0.667										
Darren Holmes, R ERA: 3.7	0.2	W	6	4	3	3	0	0	0	0	1	0	0	15	26	40.50	6.000										
Byung-Hyun Kim, R ERA: 4.61	0.1	H	2	0	0	0	1	1	0	0	0	0	0	4	11	0.00	3.000										
Bobby Chouinard, R ERA: 2.68	1.0	S	3	0	0	0	0	0	0	0	0	0	0	4	5	0.00	0.000										
Matt Mantei, R ERA: 2.79	1.0	S	4	0	0	0	1	1	0	0	0	1	0	9	16	0.00	1.000										
<b>Batter</b>	<b>1</b>	<b>2</b>	<b>3</b>	<b>4</b>	<b>5</b>	<b>6</b>	<b>7</b>	<b>8</b>	<b>9</b>	<b>AB</b>	<b>R</b>	<b>H</b>	<b>RBI</b>	<b>BB</b>	<b>SO</b>	<b>LOB</b>	<b>BOTTOM</b>										
Tony Womack, L OBP: 0.332, SLG: 0.370	K		F8			1B	K			4	1	1	0	0	2	3	<b>San Diego Padres @ Arizona Diamondbacks</b> Bank One Ballpark, Phoenix, AZ Sat Oct 02 1999, 10:05 PM EDT Att: 46,794 - Unknown - 91 F <a href="http://livebaseballscorecards.com">livebaseballscorecards.com</a>										
Steve Finley, L OBP: 0.336, SLG: 0.524	K			F8		F9	BB			3	1	0	0	1	1	1											
Luis Gonzalez, L OBP: 0.404, SLG: 0.548	F7			F8-5		G1-4-3	BB			3	1	2	2	1	0	0											
Matt Williams, R OBP: 0.344, SLG: 0.538		F8		F8-5		G1-4-3	BB			4	0	1	3	0	0	2											
Erubiel Durazo, L OBP: 0.415, SLG: 0.591	K						BB			3	0	1	0	1	1	1											
Turner Ward, S OBP: 0.323, SLG: 0.313	P6						BB			3	1	1	0	1	0	0											
Hanley Frias, S OBP: 0.393, SLG: 0.342			G3			F9	BB			3	1	0	0	1	0	2											
Kelly Stinnett, R OBP: 0.302, SLG: 0.426			FC1-8			P4	BB			3	1	1	0	1	1	2											
Omar Daal, L Darren Holmes, R Byung-Hyun Kim, R Lenny Harris, L Bernard Colkey, R Bobby Chouinard, R Matt Mantei, R			FC1-6			F7				2	0	0	0	0	0	3											
<b>Inning Stats</b>	R: 0 E: 0 K: 2 S: 12	H: 0 LOB: 0 BB: 0 P: 14	R: 0 E: 0 K: 1 S: 7	H: 0 LOB: 0 BB: 0 P: 8	R: 0 E: 0 K: 0 S: 10	H: 0 LOB: 1 BB: 1 P: 16	R: 0 E: 0 K: 0 S: 4	H: 1 LOB: 0 BB: 0 P: 8	R: 0 E: 0 K: 0 S: 9	H: 1 LOB: 2 BB: 1 P: 14	R: 1 E: 0 K: 0 S: 5	H: 2 LOB: 0 BB: 0 P: 7	R: 6 E: 0 K: 1 S: 18	H: 3 LOB: 1 BB: 5 P: 44	R: 0 E: 0 K: 1 S: 8	H: 0 LOB: 0 BB: 0 P: 11		1B: 3 2B: 4 3B: 1 HR: 0	SF: 0 SAC: 0 DP: 2 HBP: 0	WP: 0 PB: 1 SB: 0 CS: 0	PA: 35						
<b>PITCHER</b>	IP	WLS	BF	H	R	ER	SO	BB	IBB	HBP	BLK	WP	HR	S	P	ERA	WHIP										
Buddy Carlyle, R ERA: 5.97	6.1		24	5	2	2	3	3	0	0	0	0	0	50	76	2.84	1.263										
Dan Miceli, R ERA: 4.46	0.0	L	2	1	0	0	0	1	0	0	0	0	0	2	6												
Matt Whisenant, L ERA: 5.74	0.1	B	4	0	2	2	1	3	0	0	0	0	0	6	19	54.00	9.000										
Carlos Reyes, R ERA: 3.54	1.1		5	1	3	3	1	0	0	0	0	0	0	15	21	20.25	0.750										



Batter	1	2	3	4	5	6	7	8	9	AB	R	H	RBI	BB	SO	LOB	TOP			
Reggie Sanders, R Domingo Guzman, R Carlos Reyes, S Donne Wall, R Tony Gwynn, L Matt Whisenant, R	F7		1B		G5-3			G4-3		3	0	1	0	0	0	0	<b>San Diego Padres @ Arizona Diamondbacks</b> Bank One Ballpark, Phoenix, AZ Sun Oct 03 1999, 4:05 PM EDT Att: 43,465 - Dome - 72 F			
David Newhan, L	G3		L4			K		F7		4	0	0	0	0	1	1				
Eric Owens, R John Vander Wal, L	BLK BB		F9			G3-1		G1-3		1	0	0	0	1	0	1				
Phil Nevin, R	F8		L1			G6-3			BB 1B	4	1	1	0	0	0	2				
Ruben Rivera, R		F8		G1-3			HR		BB 1B G5-4-3	3	2	1	1	1	0	0				
Gary Matthews, S		G6-3		K			G3 1B		G5-4-3 1B	4	0	2	1	0	1	0				
Ben Davis, S		1B		F7			G3		G5-4-3	4	0	1	0	0	0	2				
Chris Gomez, R Mike Darr, L		1B			P4		K		K	2	0	1	0	0	0	0				
Heath Murray, L Matt Whiteside, R						K				1	0	0	0	0	1	2				
Damian Jackson, R							L3			0	0	0	0	0	0	0				
<b>Inning Stats</b>	R: 0 E: 0 K: 0 S: 7	H: 0 LOB: 1 BB: 1 P: 15	R: 0 E: 0 K: 1 S: 11	H: 2 LOB: 2 BB: 0 P: 14	R: 0 E: 0 K: 0 S: 10	H: 1 LOB: 1 BB: 0 P: 14	R: 0 E: 0 K: 1 S: 7	H: 0 LOB: 0 BB: 0 P: 9	R: 0 E: 0 K: 1 S: 5	H: 0 LOB: 0 BB: 0 P: 8	R: 1 E: 0 K: 1 S: 10	H: 2 LOB: 1 BB: 0 P: 16	R: 0 E: 0 K: 0 S: 9	H: 0 LOB: 0 BB: 1 P: 12	R: 2 E: 0 K: 1 S: 12	H: 2 LOB: 0 BB: 1 P: 22	1B: 6 2B: 0 3B: 0 HR: 1	SF: 0 SAC: 0 DP: 1 HBP: 0	WP: 0 PB: 0 SB: 0 CS: 0	PA: 35
<b>PITCHER</b>	IP WLS BF H R ER SO BB IBB HBP BLK WP HR S P ERA WHIP																			
Brian Anderson, L Andy Benes, R Dan Plesac, L Gregg Olson, R Greg Swindell, L	5.0 W 19 3 0 0 3 1 0 0 0 0 0 0 1 18 24 0.00 0.800																			
<b>Batter</b>	<b>1</b>	<b>2</b>	<b>3</b>	<b>4</b>	<b>5</b>	<b>6</b>	<b>7</b>	<b>8</b>	<b>9</b>	<b>AB</b>	<b>R</b>	<b>H</b>	<b>RBI</b>	<b>BB</b>	<b>SO</b>	<b>LOB</b>	<b>BOTTOM</b>			
Tony Womack, L Andy Fox, L	G1-3	F8		K		SF9 BB E 1B	K			4	0	1	1	0	1	0	<b>San Diego Padres @ Arizona Diamondbacks</b> Bank One Ballpark, Phoenix, AZ Sun Oct 03 1999, 4:05 PM EDT Att: 43,465 - Dome - 72 F			
Jay Bell, R Hanley Frias, S			2B BB		HR	E BB		F8		2	2	2	2	2	0	0				
Luis Gonzalez, L Ernie Young, R	G4-3		1H 2B		P6	SF9 BB		L9		3	0	1	2	0	0	1				
Matt Williams, R Lenny Harris, L	K				F8	E4		P6		3	0	0	1	1	1	3				
Greg Colbrunn, R Andy Benes, R Dan Plesac, L Travis Lee, L		G4-3 HR 1B		K		F9		K		3	1	1	0	0	1	2				
Steve Finley, L LeJon Powell, R		G4-3		K						4	1	1	0	0	1	5				
Bernard Gilkey, R Turner Ward, S				K						2	1	1	2	0	1	2				
Rod Barajas, R					P6					4	2	2	2	0	0	0				
Brian Anderson, R Erubiel Durazo, L Gregg Olson, R Greg Swindell, L				K		2B 1B BB SF9 IBB				2	0	0	0	0	1	0				
<b>Inning Stats</b>	R: 0 E: 0 K: 1 S: 12	H: 1 LOB: 0 BB: 0 P: 18	R: 3 E: 0 K: 0 S: 10	H: 3 LOB: 0 BB: 0 P: 16	R: 1 E: 0 K: 3 S: 16	H: 1 LOB: 2 BB: 2 P: 30	R: 0 E: 0 K: 2 S: 9	H: 0 LOB: 0 BB: 0 P: 12	R: 1 E: 0 K: 0 S: 6	H: 1 LOB: 0 BB: 0 P: 10	R: 5 E: 1 K: 1 S: 18	H: 4 LOB: 2 BB: 2 P: 31	R: 0 E: 0 K: 1 S: 11	H: 1 LOB: 1 BB: 0 P: 18	R: 0 E: 0 K: 0 S: 5	H: 0 LOB: 0 BB: 0 P: 11		1B: 4 2B: 2 3B: 2 HR: 3	SF: 1 SAC: 0 DP: 0 HBP: 0	WP: 0 PB: 0 SB: 1 CS: 0
<b>PITCHER</b>	IP WLS BF H R ER SO BB IBB HBP BLK WP HR S P ERA WHIP																			
Heath Murray, L Matt Whiteside, R Domingo Guzman, R Carlos Reyes, R Donne Wall, R	2.0 L 12 5 4 4 4 1 0 0 0 0 0 0 23 36 0.00 0.500																			
Matt Whisenant, L	1.0 3 0 0 0 0 0 0 0 0 0 0 0 12 19 36.00 4.000																			
Gregg Olson, R Donne Wall, R	1.0 7 1 2 2 1 1 1 0 0 0 0 0 12 22 18.00 2.000																			
Donne Wall, R	1.0 4 1 0 0 1 0 0 0 0 0 0 0 11 18 0.00 1.000																			

