

San Diego Padres - 2000

Batter	1	2	3	4	5	6	7	8	9	AB R H RBI BB SO LOB	TOP	
Al Martin, L (1, 7) C C B B B X	3-2 F7 ①		0-3 K ②		2-1 G4-3 ②			0-0 F5 ①		4 0 0 0 0 1 1	San Diego Padres @ New York Mets Shea Stadium, Flushing, NY Mon Apr 03 2000, 1:10 PM EDT Att. 52,308 - Overcast - 61 F	
Damian Jackson, R (1, 6) C C F B F X	2-3 K ②		2-1 L7 ③		0-3 K ③			1-3 K ②		4 0 0 0 0 3 1		
Tony Gwynn, L (1, 9) F X	0-1 L7 ③			H 1-0 1B HBP		X 0-0 P6 ①		0-2 L8 ③		3 0 0 0 0 0 0		
Phil Nevin, R (1, 5) OBP: 0.750, SLG: 1.500 B B X		2-0 HR		1-1 1-2 1B		B X 1-0 1B		X 0-0 P3 ①		4 1 3 1 0 0 0		
Ryan Klesko, L (1, 3) B B B X T B B X	2-1 G3 ①		1-3 K ①		F B B F F X 2-2 F7 ②		B B B X 2-3 K ③		B B B X 2-3 K ②	4 0 0 0 0 2 3		
Bret Boone, R (1, 4) C X	0-1 P6 ②		3-2 F7 ②		F B B F F S 2-3 K ③		X 0-0 G6-3 ③		X 0-0 G6-3 ③	4 0 0 0 0 1 3		
Ruben Rivera, R (1, 8) B B X T B B X	1-1 E4		0-0 G6-3 ③		B X 1-0 G5-3 ①					3 0 0 0 0 0 2		
Carlos Hernandez, R (1, 2) OBP: 0.667, SLG: 0.667 X B B X T B B X	0-0 G5-3 ③			C X 0-1 G4-3 SH1-3 1B		B B B X 3-0 CS 1B				3 0 2 0 0 0 1		
Sterling Hitchcock, L (1, 1) Donne Wall, R (7, 1) B C F B X 2-2 G4-3 ①			2-2 G4-3 ①		X 0-2 SH1-3 ①		C T T T C B B X 2-3 K ② ③			2 0 0 0 0 1 1 0 0 0 0 0 0 0		
Inning Stats	R: 0 E: 0 K: 1 S: 9 H: 0 LOB: 0 BB: 0 P: 14	R: 1 E: 1 K: 0 S: 8 H: 1 LOB: 1 BB: 0 P: 13	R: 0 E: 0 K: 1 S: 8 H: 0 LOB: 0 BB: 0 P: 12	R: 0 E: 0 K: 1 S: 9 H: 1 LOB: 2 BB: 0 P: 15	R: 0 E: 0 K: 1 S: 11 H: 1 LOB: 1 BB: 0 P: 13	R: 0 E: 0 K: 1 S: 11 H: 1 LOB: 1 BB: 0 P: 16	R: 0 E: 0 K: 1 S: 7 H: 1 LOB: 0 BB: 0 P: 13	R: 0 E: 0 K: 1 S: 7 H: 0 LOB: 0 BB: 0 P: 8	R: 0 E: 0 K: 1 S: 5 H: 0 LOB: 0 BB: 0 P: 7	1B: 4 2B: 0 3B: 0 HR: 1 SF: 0 SAC: 1 DP: 0 HBP: 1	WP: 0 PB: 0 SB: 0 CS: 1 PA: 33	
PITCHER Al Leiter, L (1, 1) ERA: 1.13 Armando Benitez, R (9, 1) ERA:	IP 8.0 WLS W BF 30 H 5 R 1 ER 1 SO 7 BB 0 IBB 0 HBP 1 BLK 0 WP 0 HR 1 S 70 P 104 ERA 1.12 WHIP 0.625	IP 1.0 WLS S BF 3 H 0 R 0 ER 0 SO 1 BB 0 IBB 0 HBP 0 BLK 0 WP 0 HR 0 S 5 P 7 ERA 0.00 WHIP 0.000	PITCHER IP WLS BF H R ER SO BB IBB HBP BLK WP HR S P ERA WHIP									

AB	31
R	1
H	5
RBI	1
BB	0
SO	8
LOB	12



Batter	1	2	3	4	5	6	7	8	9	AB R H RBI BB SO LOB	TOP									
Al Martin, L (1, 7) OBP: 0.111, SLG: 0.111	1-2 G3-1		1-1 G1-3	2-1 1B		2-3 K			1-3 K	5 0 1 0 0 2 1										
Damian Jackson, R (1, 6) OBP: 0.222, SLG: 0.222	2-2 G6-3		0-1 1B BB 1B	0-3 K			2-2 G4-3		1-0 1B	5 1 2 0 0 1 2										
Ryan Klesko, L (1, 3) OBP: 0.111, SLG: 0.111	2-3 K		1-2 BB 1B 1B	0-0 G1-3			2-1 G3		0-0 P6	5 0 1 0 0 1 4										
Phil Nevin, R (1, 5) OBP: 0.625, SLG: 1.000		4-2 2B BB	1-0 F3		1-0 G5-4-3 1B			1-3 K		3 1 1 0 1 1 2										
Eric Owens, R (1, 9) OBP: 0.250, SLG: 0.250		1-2 F8	1-2 BB 1B		1-0 G5-4-3			0-2 F9		4 0 1 0 0 0 2										
Bret Boone, R (1, 4) OBP: 0.375, SLG: 0.429		2-0 2B	4-2 BB 1B		1-2 1B			3-3 K		3 1 2 2 1 1 0										
Ruben Rivera, R (1, 8) OBP: 0.143, SLG: 0.286		2-2 1B 2B	1-2 F8		0-3 K			1-2 G6-3		4 1 1 1 0 1 4										
Carlos Hernandez, R (1, 2) OBP: 0.571, SLG: 0.571		2-2 G6-4-3 1B		0-0 L5		0-2 F9		2-2 FC4-6 1B		4 0 2 1 0 0 0										
Woody Williams, R (1, 1)		1-2 G6-4-3		1-2 E3 1B		2-3 K		0-0 FC4-6 1B		3 0 0 0 0 1 1										
Carlos Almanzar, R (7, 1)										0 0 0 0 0 0 0										
Ed Sprague, R (9, PH)										1 0 0 0 0 0 1										
Trevor Hoffman, R (9, 1)										0 0 0 0 0 0 0										
Inning Stats	R: 0 H: 0 E: 0 K: 1 S: 11	H: 0 LOB: 0 BB: 0 P: 16	R: 3 H: 3 E: 0 K: 0 S: 20	H: 3 LOB: 0 BB: 1 P: 32	R: 1 H: 3 E: 0 K: 0 S: 22	H: 3 LOB: 3 BB: 1 P: 30	R: 0 H: 1 E: 1 K: 1 S: 11	H: 1 LOB: 2 BB: 0 P: 14	R: 0 H: 2 E: 0 K: 1 S: 8	H: 2 LOB: 1 BB: 0 P: 11	R: 0 H: 0 E: 0 K: 2 S: 10	H: 0 LOB: 0 BB: 0 P: 14	R: 0 H: 0 E: 0 K: 1 S: 8	H: 0 LOB: 0 BB: 0 P: 13	R: 0 H: 0 E: 0 K: 1 S: 12	H: 0 LOB: 0 BB: 0 P: 16	R: 0 H: 2 E: 0 K: 1 S: 9	H: 2 LOB: 2 BB: 0 P: 13	1B: 9 SF: 0 2B: 2 SAC: 0 3B: 0 DP: 2 HR: 0 HBP: 0	WP: 0 PA: 39 PB: 0 SB: 0 CS: 0
PITCHER	IP WLS BF H R ER SO BB IBB HBP BLK WP HR S P ERA WHIP																			
Bobby Jones, R (1, 1) ERA: 13.5	2.2 L 15 6 4 4 1 2 0 0 0 0 0 0 49 73 13.50 3.000																			
Pat Mahomes, R (3, 1) ERA:	1.1 6 1 0 0 1 0 0 0 0 0 0 0 15 19 0.00 0.750																			
Rich Rodriguez, L (5, 1) ERA: 2.25	3.0 10 2 0 0 4 0 0 0 0 0 0 0 26 38 0.00 0.667																			
Turk Wendell, R (8, 1) ERA:	1.0 3 0 0 0 1 0 0 0 0 0 0 0 12 16 0.00 0.000																			
Dennis Cook, L (9, 1) ERA: 6.75	1.0 5 2 0 0 1 0 0 0 0 0 0 0 9 13 0.00 2.000																			

San Diego Padres @ New York Mets
Shea Stadium, Flushing, NY
Wed Apr 05 2000, 7:10 PM EDT
Att. 17,585 - Cloudy - 47 F

livebaseballscorecards.com

AB	37
R	4
H	11
RBI	4
BB	2
SO	8
LOB	17



Batter	1	2	3	4	5	6	7	8	9	AB	R	H	RBI	BB	SO	LOB
Rickey Henderson, R (1, 7) OBP: 0.211, SLG: 0.125	0-0 F8		0-0 1B	2-2 G3			2-3 K		3-2 G5-3	5	0	1	0	0	1	4
Darryl Hamilton, L (1, 8) OBP: 0.154, SLG: 0.167 Turk Wendell, L (8, 1) Matt Franco, L (9, 3)	2-1 31 BB 1B		0-3 K		2-0 P6		1-1 G4-3		3-1 F8	4	0	1	0	0	1	1
Edgardo Alfonzo, R (1, 4) OBP: 0.444, SLG: 0.385	2-2 F9		0-2 F8		1-2 F9			2-1 2B		4	0	1	0	0	0	2
31 Mike Piazza, R (1, 2) OBP: 0.250, SLG: 0.400	4-2 1-2 BB		2-3 K		1-0 F9			1-0 G6-3		3	0	0	0	1	1	2
Robin Ventura, L (1, 5) OBP: 0.250, SLG: 0.143	3-3 K			0-2 E BB 1B		2-2 G6-3		4-0 BB		3	0	1	0	1	1	2
Derek Bell, R (1, 9) OBP: 0.294, SLG: 0.467		0-2 G4-3		4-0 1-2 E BB		2-3 K		1-3 K		3	0	0	0	1	2	2
Todd Zeile, R (1, 3) OBP: 0.438, SLG: 0.500 Dennis Cook, L (9, 1)		0-1 WP 1B		4-2 SAFE 1-2 2-3 BB		1-1 2B		1-3 K		3	0	2	0	1	1	2
Rey Ordonez, R (1, 6) OBP: 0.267, SLG: 0.083 Jay Payton, R (9, PH) OBP: 0.333, SLG: 0.667		2-0 F3		0-0 P4		2-2 G5-3			0-3 K	3	0	0	0	0	0	5
Bobby Jones, R (1, 1) Pat Mahomes, R (3, 1) Jon Nunnally, L (4, PH) OBP: 0.250, SLG: 0.250 Rich Rodriguez, L (5, 1) 20 Kurt Abbott, R (7, PH) OBP: 0.500, SLG: 1.000 (8, 8)		2-3 K		2-3 K			0-0 P6		0-1 2B	1	0	0	0	0	1	1

Inning Stats	R: 0	H: 1	E: 0	LOB: 2	K: 1	BB: 1	S: 13	R: 0	H: 1	E: 0	LOB: 1	K: 1	BB: 0	S: 9	R: 0	H: 1	E: 0	LOB: 1	K: 2	BB: 0	S: 13	R: 0	H: 1	E: 1	LOB: 3	K: 1	BB: 3	S: 12	R: 0	H: 0	E: 0	LOB: 0	K: 0	BB: 0	S: 5	R: 0	H: 1	E: 0	LOB: 1	K: 1	BB: 0	S: 12	R: 0	H: 0	E: 0	LOB: 0	K: 1	BB: 0	S: 6	R: 0	H: 1	E: 0	LOB: 2	K: 2	BB: 1	S: 9	R: 0	H: 1	E: 0	LOB: 1	K: 1	BB: 0	S: 10	1B: 4	SF: 0	2B: 3	SAC: 0	3B: 0	DP: 0	HR: 0	HBP: 0	WP: 1	PA: 38
--------------	------	------	------	--------	------	-------	-------	------	------	------	--------	------	-------	------	------	------	------	--------	------	-------	-------	------	------	------	--------	------	-------	-------	------	------	------	--------	------	-------	------	------	------	------	--------	------	-------	-------	------	------	------	--------	------	-------	------	------	------	------	--------	------	-------	------	------	------	------	--------	------	-------	-------	-------	-------	-------	--------	-------	-------	-------	--------	-------	--------

PITCHER	IP	WLS	BF	H	R	ER	SO	BB	IBB	HBP	BLK	WP	HR	S	P	ERA	WHIP
Woody Williams, R (1, 1) ERA:	6.0		26	5	0	0	6	3	0	0	0	1	0	64	104	0.00	1.333
Carlos Almanzar, R (7, 1) ERA:	2.0		8	1	0	0	3	1	0	0	0	0	0	15	27	0.00	1.000
Trevor Hoffman, R (9, 1) ERA:	1.0		4	1	0	0	1	0	0	0	0	0	0	10	16	0.00	1.000

BOTTOM

San Diego Padres @ New York Mets
 Shea Stadium, Flushing, NY

Wed Apr 05 2000, 7:10 PM EDT
 Att: 17,585 - Cloudy - 47 F

livebaseballscorecards.com

AB	34
R	0
H	7
RBI	0
BB	4
SO	10
LOB	25



Batter	1	2	3	4	5	6	7	8	9	AB R H RBI BB SO LOB	TOP											
Al Martin, L (1, 7) OBP: 0.143, SLG: 0.077	1-0 G4-3		1-3 K		0-0 G6-3		4-2 2B BB	0-2 FC4-6 1B 1-2f		4 1 0 0 1 1 3												
Damian Jackson, R (1, 6) OBP: 0.286, SLG: 0.231 Matt Whisenant, R (8, 1) Dan Serafini, S (9, 1)	0-2 P3		4-1 3B BB		3-3 K		0-3 K	0-0 1B		4 1 1 0 1 2 2 0 0 0 0 0 0 0 0 0 0 0 0 0 0												
Ruben Rivera, R (1, 8) OBP: 0.167, SLG: 0.417	0-0 G6-3		2-2 1-H 2-H 3B		0-0 E6 1B		3-1 F7	2-2 G4-3		5 1 1 2 0 0 3												
Phil Nevin, R (1, 5) OBP: 0.462, SLG: 0.750		1-1 G5-3	2-1 G1-3		3-2 G1-3		1-2 1-H E 2B		1-3 K	5 1 1 1 0 1 2												
Eric Owens, R (1, 9) OBP: 0.444, SLG: 0.625		1-0 S 1B		1-0 F9		4-1 1B SF4 BB	0-1 E9 2-H 3B		3-1 G6-3	4 2 2 1 1 0 0												
Bret Boone, R (1, 4) OBP: 0.333, SLG: 0.364 David Newhan, L (9, PH) (9, 4)		0-0 F7		2-3 K		3-2 BB 1B	0-3 K		0-0 F8	4 0 1 1 0 2 1 1 0 0 0 0 0 0												
Ed Sprague, R (1, 3) OBP: 0.200, SLG: 1.000		3-2 G4-3 1-2		3-2 G5-3		1-0 SF4		2-1 HR		3 1 1 2 0 0 1												
Carlos Hernandez, R (1, 2) OBP: 0.625, SLG: 0.625 Wiki Gonzalez, R (4, 2) OBP: 0.667, SLG: 1.000			2-2 SH3-4 3B 1B		1-2 2B	4-1 1-2 BB		0-0 G5-3		1 1 1 0 0 0 0 2 0 1 0 1 0 0												
Matt Clement, R (1, 1) Will Cunnane, R (7, 1) Chris Gomez, R (8, PH) OBP: 1.000, SLG: 1.000 (8, 6)			0-0 SH3-4 1-2		0-3 K	2-3 K		1-0 FC4-6 1B		2 0 0 0 0 2 3 0 0 0 0 0 0 0 1 0 1 0 0 0 0												
Inning Stats	R: 0 E: 0 K: 0 S: 5	H: 0 LOB: 0 BB: 0 P: 6	R: 0 E: 0 K: 0 S: 8	H: 1 LOB: 1 BB: 0 P: 13	R: 2 E: 0 K: 1 S: 15	H: 2 LOB: 1 BB: 1 P: 26	R: 0 E: 0 K: 1 S: 9	H: 0 LOB: 0 BB: 0 P: 15	R: 0 E: 0 K: 2 S: 11	H: 1 LOB: 1 BB: 0 P: 15	R: 2 E: 1 K: 2 S: 14	H: 1 LOB: 2 BB: 2 P: 31	R: 3 E: 1 K: 2 S: 16	H: 2 LOB: 0 BB: 1 P: 24	R: 1 E: 0 K: 0 S: 11	H: 3 LOB: 2 BB: 0 P: 16	R: 0 E: 0 K: 1 S: 6	H: 0 LOB: 0 BB: 0 P: 10	1B: 5 2B: 2 3B: 2 HR: 1	SF: 1 SAC: 1 DP: 0 HBP: 0	WP: 0 PB: 0 SB: 1 CS: 0	PA: 42
PITCHER	IP WLS BF H R ER SO BB IBB HBP BLK WP HR S P ERA WHIP												PITCHER	IP WLS BF H R ER SO BB IBB HBP BLK WP HR S P ERA WHIP								
Mike Hampton, L (1, 1) ERA: 3.38	5.2 L 26 5 4 2 4 3 0 0 0 0 0 0 59 101 3.18 1.412																					
Turk Wendell, R (6, 1) ERA: 4.91	1.1 7 2 3 2 3 1 0 0 0 0 0 0 19 29 13.50 2.250																					
John Franco, L (8, 1) ERA: 3.0	1.0 6 3 1 1 0 0 0 0 0 0 0 1 11 16 9.00 3.000																					
Armando Benitez, R (9, 1) ERA:	1.0 3 0 0 0 0 1 0 0 0 0 0 0 6 10 0.00 0.000																					

San Diego Padres @ New York Mets
Shea Stadium, Flushing, NY
Thu Apr 06 2000, 7:10 PM EDT
Att. 17,482 - Sunny - 69 F

livebaseballscorecards.com

AB	36
R	8
H	10
RBI	7
BB	4
SO	8
LOB	15



BOTTOM

San Diego Padres @ New York Mets
Shea Stadium, Flushing, NY
Thu Apr 06 2000, 7:10 PM EDT
Att. 17,482 - Sunny - 69 F

livebaseballscores.com

AB 36
R 5
H 8
RBI 5
BB 5
SO 8
LOB 18



WP: 1 PA: 42
PB: 0
SB: 0
CS: 0

AB	R	H	RBI	BB	SO	LOB
3	0	1	0	0	0	2
2	1	2	0	0	0	0
3	0	0	0	0	0	3
1	0	0	0	0	0	1
2	0	0	1	2	0	2
0	0	0	0	0	0	0
0	0	0	0	0	0	0
0	1	0	0	1	0	0
4	0	0	0	0	1	5
1	1	1	3	0	0	0
4	0	0	0	1	1	0
5	0	1	0	0	2	0
4	1	0	0	0	2	2
1	0	0	0	1	0	2
1	0	0	0	0	0	0
1	0	1	1	0	0	0
2	0	1	0	0	1	0
0	0	0	0	0	0	0
2	1	1	0	0	1	1

Batter	1	2	3	4	5	6	7	8	9	
Rickey Henderson, R (1, 7) Jay Payton, R (7, PH) Jay Payton, R (8, 8) OBP: 0.227, SLG: 0.158 OBP: 0.600, SLG: 0.800	1-0 G6-3		1-1 FC4-6 1B		0-1 FC5-2-5-1 FC3-2 1-3 3-H		2-1 BB HBP 1-2 1B		2-2 BB HR 1B	
Darryl Hamilton, L (1, 8) Melvin Mora, R (7, PH) Melvin Mora, R (8, 4) OBP: 0.125, SLG: 0.133	0-1 G5-3		0-1 FC4-6 BB 1-2f		2-2 FC3-2 FC6-4 2-3 3-H		4-2 BB HBP 1-2 2-3		0-0 B1	
Edgardo Alfonzo, R (1, 4) John Franco, L (8, 1) Armando Benitez, R (9, 1) Matt Franco, L (9, PH) OBP: 0.455, SLG: 0.333	0-1 G6-3		4-2 BB 1-2		1-1 FC6-4 1-2f		4-2 BB 1-2 2-3 3-H		4-1 BB HR 1-2 BB	
31 Mike Piazza, R (1, 2) Todd Pratt, R (8, 2) OBP: 0.200, SLG: 0.316 OBP: 1.000, SLG: 4.000		1-0 G6-3	2-3 K2-3			1-0 G5-3	0-0 F9		3-1 HR 1-H 2-H	
Robin Ventura, L (1, 5) OBP: 0.238, SLG: 0.111		4-0 FC6-4 1B BB		0-1 G3-1		2-3 K		2-0 G4-3	1-2 F9	
Derek Bell, R (1, 9) OBP: 0.273, SLG: 0.400		0-0 FC6-4 1B		3-3 K		1-3 K		2-1 G6-3	3-1 G4-3	
Todd Zeile, R (1, 3) OBP: 0.350, SLG: 0.375		2-2 FC6-4 1-2f 2-3		2-3 K			1-3 K 1-3 E6 WP 2B	2-1 E6 2B		
Rey Ordonez, R (1, 6) Jon Nunnally, L (7, PH) Jon Nunnally, L (8, 7) Benny Agbayani, R (8, PH) Benny Agbayani, R (9, 7) OBP: 0.294, SLG: 0.077 OBP: 0.200, SLG: 0.200		1-1 G5-3		4-2 1B FC5-2-6-1 BB		2-1 F9		3-2 2B		
Mike Hampton, R (1, 1) Turk Wendell, L (6, 1) 20 Kurt Abbott, R (7, PH) Kurt Abbott, R (8, 6) OBP: 0.333, SLG: 0.333			1-3 K		1-2 FC5-2-6-1 FC3-2 1-3 1B		0-2 HBP BB 1B 1B	2-3 K		
Inning Stats	R: 0 E: 0 K: 5 H: 0 LOB: 0 BB: 0 P: 6	R: 0 E: 0 K: 7 H: 1 LOB: 2 BB: 1 P: 15	R: 0 E: 0 K: 12 H: 1 LOB: 2 BB: 1 P: 20	R: 0 E: 0 K: 9 H: 0 LOB: 0 BB: 0 P: 14	R: 0 E: 0 K: 14 H: 1 LOB: 2 BB: 1 P: 22	R: 0 E: 0 K: 8 H: 0 LOB: 0 BB: 0 P: 12	R: 1 E: 0 K: 16 H: 2 LOB: 3 BB: 1 P: 29	R: 1 E: 1 K: 11 H: 1 LOB: 1 BB: 0 P: 22	R: 3 E: 0 K: 15 H: 2 LOB: 0 BB: 1 P: 28	1B: 6 2B: 1 3B: 0 HR: 1 SF: 0 SAC: 0 DP: 0 HBP: 1
PITCHER	IP WLS BF H R ER SO BB IBB HBP BLK WP HR S P ERA WHIP	IP WLS BF H R ER SO BB IBB HBP BLK WP HR S P ERA WHIP	IP WLS BF H R ER SO BB IBB HBP BLK WP HR S P ERA WHIP	IP WLS BF H R ER SO BB IBB HBP BLK WP HR S P ERA WHIP	IP WLS BF H R ER SO BB IBB HBP BLK WP HR S P ERA WHIP	IP WLS BF H R ER SO BB IBB HBP BLK WP HR S P ERA WHIP	IP WLS BF H R ER SO BB IBB HBP BLK WP HR S P ERA WHIP	IP WLS BF H R ER SO BB IBB HBP BLK WP HR S P ERA WHIP	IP WLS BF H R ER SO BB IBB HBP BLK WP HR S P ERA WHIP	
Matt Clement, R (1, 1) ERA: 1.35	6.2	0.1	1.0	0.1	0.1	0.1	0.1	0.1	0.1	
Will Cunnane, R (7, 1) ERA:	0.1	2	0	0	0	0	0	0	0	
Matt Whisenant, L (8, 1) ERA:	1.0	5	1	1	0	1	0	0	0	
Dan Serafini, L (9, 1) ERA: 27.0	1.0	6	2	3	3	0	1	0	0	

BOTTOM

San Diego Padres @ Montreal Expos
 Olympic Stadium, Montreal, QB
 Fri Apr 07 2000, 7:05 PM EDT
 Att. 12,260 - Dome - 72 F

livebaseballscorecards.com

AB	37
R	5
H	12
RBI	5
BB	2
SO	6
LOB	16



WP: 1	PA: 39
PB: 0	
SB: 0	
CS: 1	

AB R H RBI BB SO LOB

4	2	1	0	1	1	0
5	1	4	0	0	0	0
5	1	2	2	0	2	4
4	0	2	1	0	0	2
4	1	2	1	0	0	2
4	0	1	0	0	2	3
0	0	0	0	0	0	0
3	0	0	0	1	0	1
4	0	0	1	0	1	2
0	0	0	0	0	0	0
1	0	0	0	0	0	0
1	0	0	0	0	0	0
1	0	0	0	0	0	2
0	0	0	0	0	0	0
0	0	0	0	0	0	0
0	0	0	0	0	0	0
1	0	0	0	0	0	0

1B: 8	SF: 0
2B: 5	SAC: 0
3B: 0	DP: 1
HR: 0	HBP: 0

Batter	1	2	3	4	5	6	7	8	9
Peter Bergeron, L (1, 8) OBP: 0.280, SLG: 0.261	1-2 G4-3		0-0 F7			4-0 2B 2B BB	0-0 1B WP FC6-4 1B		3-3 K
Jose Vidro, S (1, 4) OBP: 0.591, SLG: 0.762	3-2 CS 1B			0-1 G4-3		0-0 2B 2B	3-2 FC6-4 1B		0-0 2B
Rondell White, R (1, 7) OBP: 0.273, SLG: 0.333	3-3 K 1-2			3-2 1B 1B		0-0 1B 2B 2-H 3-H	0-3 K		2-2 G3-1
Vladimir Guerrero, R (1, 9) OBP: 0.650, SLG: 1.118		0-0 L9 G1-3 1B		1-1 1B 1-2 1B		1-0 G5-3	0-0 FC6-4 1-2f 3-H		
Lee Stevens, L (1, 3) OBP: 0.333, SLG: 0.263		0-0 G1-3 1-2		2-1 1B 1-3 2-H 1B		2-2 2B FC5 2-H 1B	0-2 G1-3		
Chris Widger, R (1, 2) OBP: 0.375, SLG: 0.615 15 Lenny Webster, R (9, 2)		1-2 L9 2-3		3-3 K		3-1 FC5 1-3 2B		0-3 K	
Michael Barrett, R (1, 5) OBP: 0.250, SLG: 0.235		1-0 G6-3				0-0 G5-3	4-0 FC5 BB	0-1 G4-3	
Orlando Cabrera, R (1, 6) OBP: 0.167, SLG: 0.389			2-1 G6-3		2-3 K	1-2 FC5		0-1 G4-3	
Jeremy Powell, R (1, 1) Trace Coquillette, R (3, PH) Miguel Batista, R (4, 1) Geoff Blum, S (6, PH) Matt Blank, L (7, 1) Steve Kline, S (8, 1) Scott Strickland, R (9, 1) Wilton Guerrero, S (9, PH)			2-1 F3		2-1 F7	1-1 G3			1-1 G5-3

Inning Stats	R: 0 E: 0 K: 1 S: 11	H: 1 LOB: 1 BB: 0 P: 18	R: 0 E: 0 K: 0 S: 6	H: 1 LOB: 1 BB: 0 P: 8	R: 0 E: 0 K: 0 S: 5	H: 0 LOB: 0 BB: 0 P: 9	R: 0 E: 0 K: 1 S: 13	H: 3 LOB: 2 BB: 0 P: 22	R: 0 E: 0 K: 1 S: 6	H: 0 LOB: 0 BB: 0 P: 10	R: 4 E: 0 K: 0 S: 13	H: 4 LOB: 2 BB: 2 P: 29	R: 1 E: 0 K: 1 S: 11	H: 2 LOB: 1 BB: 0 P: 14	R: 0 E: 0 K: 1 S: 7	H: 0 LOB: 0 BB: 0 P: 7	R: 0 E: 0 K: 1 S: 9	H: 1 LOB: 1 BB: 0 P: 15	1B: 8 2B: 5 3B: 0 HR: 0	SF: 0 SAC: 0 DP: 1 HBP: 0	WP: 1 PB: 0 SB: 0 CS: 1	PA: 39
--------------	-------------------------------	----------------------------------	------------------------------	---------------------------------	------------------------------	---------------------------------	-------------------------------	----------------------------------	------------------------------	----------------------------------	-------------------------------	----------------------------------	-------------------------------	----------------------------------	------------------------------	---------------------------------	------------------------------	----------------------------------	----------------------------------	------------------------------------	----------------------------------	--------

PITCHER	IP	WLS	BF	H	R	ER	SO	BB	IBB	HBP	BLK	WP	HR	S	P	ERA	WHIP
Brian Meadows, R (1, 1) ERA: 6.75	5.1	W	24	9	4	4	3	1	0	0	0	0	0	49	85	6.75	1.875
Will Cunnane, R (6, 1) ERA:	0.2		3	0	0	0	0	1	0	0	0	0	0	5	11	0.00	1.500
Dan Serafini, L (7, 1) ERA: 36.0	0.0		2	2	1	1	0	0	0	0	0	1	0	4	7	∞	∞
Carlos Almanzar, R (7, 1) ERA:	2.0		6	0	0	0	2	0	0	0	0	0	0	14	14	0.00	0.000
Matt Whisenant, L (9, 1) ERA:	1.0		4	1	0	0	1	0	0	0	0	0	0	9	15	0.00	1.000

Batter	1	2	3	4	5	6	7	8	9	AB R H RBI BB SO LOB	TOP																
Al Martin, L (1, 7) OBP: 0.320, SLG: 0.348	0-0 SH2-3 2B 1B	2-1 G1-3		1-1 G4-3		2-3 K			0-0 1B 3B	5 2 2 0 0 1 1																	
Damian Jackson, R (1, 6) OBP: 0.435, SLG: 0.429	0-1 SH2-3 1-2		4-2 E1 BB		0-2 F7		3-3 K		1-1 S 1B	3 0 1 1 1 1 0																	
Tony Gwynn, L (1, 9) OBP: 0.333, SLG: 0.375	1-0 1B SF9 2B		0-1 E1 2B G4-3		0-0 HR 1B		3-2 F8		1-2 P3 1-2	5 3 2 1 0 0 2																	
Phil Nevin, R (1, 5) OBP: 0.429, SLG: 0.800	0-1 1B		3-0 G4-3 1-3		3-2 L8		3-3 K		0-3 K	5 0 2 0 0 2 2																	
Ryan Klesko, L (1, 3) OBP: 0.222, SLG: 0.588	2-2 SF9 3-H		2-0 G4-3		3-0 HR			1-3 K		3 1 1 4 0 1 1																	
Bret Boone, R (1, 4) OBP: 0.238, SLG: 0.400	1-1 F8		0-1 F8		1-2 F9			2-2 HR		4 1 1 1 0 0 2																	
Ruben Rivera, R (1, 8) OBP: 0.286, SLG: 0.579		1-0 G3 G1-3 2B		4-2 BB		0-1 HR		0-1 F8		3 2 2 1 1 0 0																	
Ben Davis, S (1, 2)		2-1 G3 2-3		1-2 F8		0-0 G2-3		0-0 G6-3		4 0 0 0 0 0 2																	
Sterling Hitchcock, L (1, 1)		1-1 G1-3		1-3 K		0-0 G5-3			1-1 G3-1	2 0 0 1 0 1 1																	
Ed Sprague, R (6, PH) OBP: 0.250, SLG: 0.667										1 0 0 0 0 0 0																	
Carlos Almanzar, R (6, 1)										0 0 0 0 0 0 0																	
Donne Wall, R (8, 1)										0 0 0 0 0 0 0																	
Dave Magadan, L (9, PH)										1 0 0 0 0 0 0																	
Inning Stats	R: 2 E: 0 K: 0 S: 11	H: 3 LOB: 1 BB: 0 P: 15	R: 1 E: 0 K: 0 S: 7	H: 1 LOB: 0 BB: 0 P: 13	R: 1 E: 1 K: 0 S: 8	H: 1 LOB: 1 BB: 1 P: 17	R: 0 E: 0 K: 1 S: 10	H: 0 LOB: 1 BB: 1 P: 17	R: 2 E: 0 K: 0 S: 11	H: 2 LOB: 0 BB: 0 P: 18	R: 1 E: 0 K: 1 S: 7	H: 1 LOB: 0 BB: 0 P: 9	R: 0 E: 0 K: 2 S: 14	H: 0 LOB: 0 BB: 0 P: 23	R: 1 E: 0 K: 1 S: 9	H: 1 LOB: 0 BB: 0 P: 12	R: 1 E: 0 K: 1 S: 11	H: 2 LOB: 1 BB: 0 P: 14	1B: 4 2B: 3 3B: 1 HR: 3	SF: 1 SAC: 1 DP: 0 HBP: 0	WP: 0 PB: 0 SB: 1 CS: 0	PA: 40					
PITCHER	IP WLS BF H R ER SO BB IBB HBP BLK WP HR S P ERA WHIP																										
Dustin Hermanson, R (1, 1) ERA: 6.55	5.0		25	8	7	7	1	2	0	0	0	0	2	49	82	12.60	2.000										
Steve Kline, L (6, 1) ERA:	2.1		7	0	0	0	4	0	0	0	0	0	0	22	34	0.00	0.000										
Anthony Telford, R (8, 1) ERA: 15.0	0.2	W	3	1	1	1	0	0	0	0	0	1	6	8	13.50	1.500											
Ugueth Urbina, R (9, 1) ERA: 11.57	1.0	S	5	2	1	1	1	0	0	0	0	0	11	14	9.00	2.000											

San Diego Padres @ Montreal Expos
Olympic Stadium, Montreal, QB
Sat Apr 08 2000, 2:05 PM EDT
Att. 13,528 - Dome - 72 F

AB	36
R	9
H	11
RBI	9
BB	2
SO	6
LOB	11



Batter	1	2	3	4	5	6	7	8	9	AB	R	H	RBI	BB	SO	LOB
Terry Jones, S (1, 8) Geoff Blum, S (8, PH) OBP: 0.375, SLG: 0.625 Ugueth Urbina, R (9, 1)	2-3 K	0-3 K		3-3 K		0-3 K		1-0 2B		4	0	0	0	0	4	2
Orlando Cabrera, R (1, 6) OBP: 0.217, SLG: 0.391	0-0 1B	3-1 BB		1-1 G6-4-3		1-0 F8		2-3 K		5	1	2	1	0	1	2
Rondell White, R (1, 7) OBP: 0.370, SLG: 0.417	2-0 1B	4-0 BB				4-1 HR		2-1 BB		3	2	2	1	2	1	0
Vladimir Guerrero, R (1, 9) OBP: 0.640, SLG: 1.143	1-0 FC6-4	0-0 F7				0-0 HR		4-0 IBB		4	1	2	3	1	0	2
Jose Vidro, S (1, 4) OBP: 0.593, SLG: 0.708	0-0 FC6-4			4-0 FC4-6		1-1 HR		0-3 K		3	1	1	1	2	1	3
Lee Stevens, L (1, 3) OBP: 0.360, SLG: 0.409	1-0 WP			3-3 K		0-1 HR		0-0 G4-6-3		3	1	1	2	0	1	2
Chris Widger, R (1, 2) OBP: 0.350, SLG: 0.529	3-3 K			1-2 FC4-6		2-2 G6-3		1-2 FC5		4	0	1	0	0	1	3
Mike Mordecai, R (1, 5) OBP: 0.333, SLG: 0.667 Peter Bergeron, L (8, PH) OBP: 0.308, SLG: 0.261		1-0 SH3-4		1-2 FC4-6		0-0 P3		4-2 FC5		3	1	1	0	0	0	1
Dustin Hermanson, R (1, 1) OBP: 0.500, SLG: 0.333 Steve Kline, S (6, 1) Anthony Telford, R (8, 1) Wilton Guerrero, S (8, PH) Trace Coquilllette, R (9, 5) OBP: 0.250, SLG: 0.250		0-1 SH3-4				0-3 K		0-0 FC5		0	1	0	0	0	0	0

BOTTOM


San Diego Padres @ Montreal Expos
 Olympic Stadium, Montreal, QB
 Sat Apr 08 2000, 2:05 PM EDT
 Att: 13,528 - Dome - 72 F

AB	32
R	10
H	11
RBI	10
BB	7
SO	10
LOB	17



Inning Stats	R: 2	H: 3	E: 0	K: 2	S: 11	LOB: 2	BB: 0	P: 20	R: 1	H: 2	E: 0	K: 1	S: 9	LOB: 2	BB: 1	P: 17	R: 0	H: 0	E: 0	K: 1	S: 9	LOB: 1	BB: 1	P: 18	R: 0	H: 0	E: 0	K: 1	S: 7	LOB: 0	BB: 1	P: 15	R: 4	H: 3	E: 0	K: 1	S: 13	LOB: 0	BB: 1	P: 20	R: 0	H: 0	E: 0	K: 2	S: 9	LOB: 0	BB: 0	P: 9	R: 0	H: 0	E: 0	K: 0	S: 6	LOB: 0	BB: 1	P: 11	R: 3	H: 3	E: 0	K: 2	S: 19	LOB: 2	BB: 2	P: 33	1B: 6	SF: 0	2B: 3	SAC: 1	3B: 0	DP: 2	HR: 2	HBP: 1	WP: 1	PA: 41	PB: 0	SB: 0	CS: 0
--------------	------	------	------	------	-------	--------	-------	-------	------	------	------	------	------	--------	-------	-------	------	------	------	------	------	--------	-------	-------	------	------	------	------	------	--------	-------	-------	------	------	------	------	-------	--------	-------	-------	------	------	------	------	------	--------	-------	------	------	------	------	------	------	--------	-------	-------	------	------	------	------	-------	--------	-------	-------	-------	-------	-------	--------	-------	-------	-------	--------	-------	--------	-------	-------	-------

PITCHER	IP	WLS	BF	H	R	ER	SO	BB	IBB	HBP	BLK	WP	HR	S	P	ERA	WHIP
Sterling Hitchcock, L (1, 1) ERA: 6.35	5.0		27	8	7	7	6	4	0	1	0	1	2	49	90	12.60	2.400
Carlos Almanzar, R (6, 1) ERA:	2.0		6	0	0	0	2	1	0	0	0	0	0	13	20	0.00	0.500
Donne Wall, R (8, 1) ERA: 13.5	1.0	L	8	3	3	3	2	1	1	0	0	0	0	19	33	27.00	4.000

Batter	1	2	3	4	5	6	7	8	9	AB R H RBI BB SO LOB	TOP			
Al Martin, L (1, 7) OBP: 0.276, SLG: 0.296	0-0 G1-3		2-1 G1-3		0-0 G6-3			0-3 K		4 0 0 0 0 1 2	San Diego Padres @ Montreal Expos Olympic Stadium, Montreal, QB Sun Apr 09 2000, 1:35 PM EDT Att. 9,782 - Dome - 72 F livebaseballscorecards.com AB 29 R 1 H 7 RBI 1 BB 1 SO 3 LOB 9 			
Damian Jackson, R (1, 6) OBP: 0.407, SLG: 0.375	0-1 F7			1-0 G6-3		2-1 G5-3			4-1 G6-4-3 BB	3 0 0 0 1 0 0				
Tony Gwynn, L (1, 9) OBP: 0.308, SLG: 0.333	2-2 F7			0-3 K		0-0 G6-3 1B			0-0 F8	4 0 1 0 0 1 1				
Phil Nevin, R (1, 5) OBP: 0.440, SLG: 0.792		2-2 L4-3 1B		0-1 2B		2-0 G6-3 1-2f			0-1 G6-4-3 1-2f	4 0 2 0 0 0 2				
Ryan Klesko, L (1, 3) OBP: 0.190, SLG: 0.500		1-0 L4-3 1-2		0-0 G5-3			1-2 G3			3 0 0 0 0 0 2				
Bret Boone, R (1, 4) OBP: 0.250, SLG: 0.391		3-1 G5-3			2-3 K		2-2 G6-4-3 1B			3 0 1 0 0 1 0				
Eric Owens, R (1, 8) OBP: 0.412, SLG: 0.500			2-2 G5-3		0-1 S 1B		1-2 G6-4-3 1-2f			3 1 1 0 0 0 1				
Wiki Gonzalez, R (1, 2) OBP: 0.455, SLG: 0.556			1-1 SH3-4 1B		2-1 G6-3 S 1B		2-2 F8			3 0 2 1 0 0 0				
Brian Boehringer, S (1, 1) Will Cunnane, R (6, 1) Matt Whisenant, R (6, 1) Dave Magadan, L (8, PH) Donne Wall, R (8, 1)			0-2 SH3-4		1-0 G6-3		2-1 G4-3			1 0 0 0 0 0 1 0 0 0 0 0 0 0 0 0 0 0 0 0 0 1 0 0 0 0 0 0 0 0 0 0 0 0 0				
Inning Stats	R: 0 E: 0 K: 0 S: 6 H: 0 LOB: 0 BB: 0 P: 8	R: 0 E: 0 K: 0 S: 6 H: 1 LOB: 0 BB: 0 P: 12	R: 0 E: 0 K: 0 S: 10 H: 1 LOB: 1 BB: 0 P: 15	R: 0 E: 0 K: 1 S: 7 H: 1 LOB: 1 BB: 0 P: 8	R: 1 E: 0 K: 1 S: 10 H: 2 LOB: 1 BB: 0 P: 15	R: 0 E: 0 K: 0 S: 4 H: 1 LOB: 0 BB: 0 P: 8	R: 0 E: 0 K: 0 S: 10 H: 1 LOB: 0 BB: 0 P: 14	R: 0 E: 0 K: 1 S: 8 H: 0 LOB: 0 BB: 0 P: 12	R: 0 E: 0 K: 0 S: 4 H: 0 LOB: 0 BB: 1 P: 8	1B: 6 2B: 2 3B: 0 HR: 0 SF: 0 SAC: 1 DP: 4 HBP: 0	WP: 0 PB: 0 SB: 2 CS: 0 PA: 31			
PITCHER	IP WLS BF H R ER SO BB IBB HBP BLK WP HR S P ERA WHIP												PITCHER	IP WLS BF H R ER SO BB IBB HBP BLK WP HR S P ERA WHIP
Hideki Irabu, R (1, 1) ERA: 7.0	7.0 W 25 7 1 1 2 0 0 0 0 0 0 0 53 80 1.29 1.000													
Scott Strickland, R (8, 1) ERA: 4.15	1.0 H 3 0 0 0 1 0 0 0 0 0 0 0 8 12 0.00 0.000													
Ugueth Urbina, R (9, 1) ERA: 8.1	1.0 S 3 0 0 0 0 1 0 0 0 0 0 0 4 8 0.00 1.000													

Batter	1	2	3	4	5	6	7	8	9
Peter Bergeron, L OBP: 0.267, SLG: 0.222 (1, 8)	1-1 G4-3		2-0 CS	1-3 K		0-0 G6-3	0-0 G4-3		
Jose Vidro, S OBP: 0.548, SLG: 0.643 (1, 4)	1-3 K			1-1 G3		2-2 BB 1B		1-2 G6-3	
Rondell White, R OBP: 0.387, SLG: 0.407 (1, 7)	0-0 F9			0-1 E 1B		4-0 1B BB		0-1 G5-3	
Vladimir Guerrero, R OBP: 0.586, SLG: 1.000 (1, 9)		0-2 F3		2-1 E4		4-0 BB 1B		2-2 G4-3	
Lee Stevens, L OBP: 0.357, SLG: 0.400 (1, 3)		1-3 K		2-0 F7		1-2 BB			
Trace Coquillette, R OBP: 0.286, SLG: 0.167 (1, 5)		3-3 K			0-1 L6	4-1 BB			
Chris Widger, R OBP: 0.348, SLG: 0.474 (1, 2)			4-2 FC6-4 BB		1-1 P5	1-2 G5-4-3			
Orlando Cabrera, R OBP: 0.231, SLG: 0.423 (1, 6)			1-2 FC6-4 CS		2-2 2B		0-1 G3		
Hideki Irabu, R (1, 1)			0-0 F3		0-3 K		0-1 G4-3		
Wilton Guerrero, S (7, PH)									
Scott Strickland, R (8, 1)									
Ugueth Urbina, R (9, 1)									

Inning Stats	R: 0	H: 0	E: 0	K: 1	S: 7	R: 0	H: 0	E: 0	K: 2	S: 11	R: 0	H: 0	E: 0	K: 0	S: 7	R: 0	H: 1	E: 1	K: 1	S: 10	R: 0	H: 1	E: 0	K: 1	S: 12	R: 2	H: 2	E: 0	K: 0	S: 13	R: 0	H: 0	E: 0	K: 0	S: 5	R: 0	H: 0	E: 0	K: 0	S: 8
	LOB: 0	BB: 0				LOB: 0	BB: 0				LOB: 0	BB: 1				LOB: 1	BB: 0				LOB: 2	BB: 0				LOB: 2	BB: 3				LOB: 0	BB: 0				LOB: 0	BB: 0			

PITCHER															PITCHER																												
IP	WLS	BF	H	R	ER	SO	BB	IBB	HBP	BLK	WP	HR	S	P	ERA	WHIP	IP	WLS	BF	H	R	ER	SO	BB	IBB	HBP	BLK	WP	HR	S	P	ERA	WHIP										
Brian Boehringer, R (1, 1)	5.1	L	21	3	2	2	5	2	0	0	0	0	0	80	3.38	0.938																											
Will Cunnane, R (6, 1)	0.0		1	0	0	0	1	0	0	0	0	0	0	4	∞	∞																											
Matt Whisenant, L (6, 1)	1.2	B	6	1	0	0	1	0	0	0	0	0	13	19	0.00	1.200																											
Donne Wall, R (8, 1)	1.0		3	0	0	0	0	0	0	0	0	0	0	8	0.00	0.000																											

BOTTOM

San Diego Padres @ Montreal Expos
Olympic Stadium, Montreal, QB

Sun Apr 09 2000, 1:35 PM EDT
Att. 9,782 - Dome - 72 F

AB	R	H	RBI	BB	SO	LOB
4	0	0	0	0	1	0
4	1	1	0	0	1	0
3	1	1	0	1	0	0
3	0	0	0	1	0	1
3	0	1	1	0	1	2
2	0	0	1	1	1	0
2	0	0	0	1	0	3
3	0	1	0	0	0	1
2	0	0	0	0	1	2
1	0	0	0	0	0	0
0	0	0	0	0	0	0
0	0	0	0	0	0	0

1B:	3	SF:	0
2B:	1	SAC:	0
3B:	0	DP:	1
HR:	0	HBP:	0

WP:	0	PA:	32
PB:	0		
SB:	0		
CS:	1		



livebaseballscorecards.com

Batter	1	2	3	4	5	6	7	8	9	AB	R	H	RBI	BB	SO	LOB	TOP										
Tony Womack, L (1, 6) OBP: 0.111, SLG: 0.185	0-2 G1-3		1-3 K		2-1 F9	0-1 L4	2-2 G3-1			5	0	0	0	0	1	3											
Jay Bell, R (1, 4) OBP: 0.438, SLG: 0.731	0-2 F9		2-2 HR		0-1 1B HR	4-2 BB			2-3 K	4	2	2	1	1	1	0											
Luis Gonzalez, L (1, 7) OBP: 0.452, SLG: 0.750	3-2 F7		3-1 P6		0-1 1B HR	3-3 K			3-3 K	5	1	1	0	0	2	1											
Erubiel Durazo, L (1, 3) OBP: 0.385, SLG: 0.524		4-2 1B BB		2-1 HR	2-1 1B HR		2-2 1B 1B		2-3 K	4	3	3	4	1	1	0											
Steve Finley, L (1, 8) OBP: 0.452, SLG: 0.759		0-3 K		3-0 HR	0-1 1B		1-0 F7		1-0 F8	5	1	2	1	0	1	2											
Travis Lee, L (1, 9) OBP: 0.440, SLG: 0.474		2-1 1B FC5-4		1-3 K	2-0 F8		0-0 BB 1B		0-0 G4-3	5	0	2	0	0	1	1											
Lenny Harris, L (1, 5) OBP: 0.192, SLG: 0.273		3-2 F8		4-0 BB	3-3 K		1-0 BB 1B		2-1 G6-3	4	0	1	1	1	1	3											
Kelly Stinnett, R (1, 2) OBP: 0.273, SLG: 0.636		0-0 FC5-4		0-1 F9		0-0 HR			1-3 K	4	1	1	1	0	1	5											
Todd Stottlemire, L (1, 1) David Dellucci, L (7, PH) Mike Morgan, R (7, 1) OBP: 1.000, SLG: 1.000			0-0 B1-3		2-3 K		1-3 K		4-2 BB	3	0	0	0	0	2	1											
										0	0	0	0	1	0	0											
										0	0	0	0	0	0	0											
Inning Stats	R: 0 E: 0 K: 0 S: 10	H: 0 LOB: 0 BB: 0 P: 13	R: 0 E: 0 K: 1 S: 12	H: 1 LOB: 2 BB: 1 P: 21	R: 1 E: 0 K: 1 S: 10	H: 1 LOB: 0 BB: 0 P: 16	R: 2 E: 0 K: 2 S: 13	H: 2 LOB: 1 BB: 1 P: 25	R: 3 E: 0 K: 1 S: 14	H: 4 LOB: 1 BB: 0 P: 23	R: 1 E: 0 K: 2 S: 12	H: 1 LOB: 1 BB: 1 P: 20	R: 1 E: 0 K: 1 S: 16	H: 3 LOB: 3 BB: 1 P: 27	R: 0 E: 0 K: 3 S: 10	H: 0 LOB: 0 BB: 0 P: 17	R: 0 E: 0 K: 0 S: 4	H: 0 LOB: 0 BB: 0 P: 7	1B: 7 2B: 0 3B: 0 HR: 5	SF: 0 SAC: 0 DP: 0 HBP: 0	WP: 0 PB: 0 SB: 1 CS: 0	PA: 43					
PITCHER	IP	WLS	BF	H	R	ER	SO	BB	IBB	HBP	BLK	WP	HR	S	P	ERA	WHIP										
Woody Williams, R (1, 1) ERA: 5.23	4.1	L	22	7	6	6	4	2	0	0	0	0	4	53	87	12.46	2.077										
Dan Serafini, L (5, 1) ERA: 18.0	2.0		12	5	2	2	3	1	0	0	0	0	1	25	42	9.00	3.000										
Will Cunnane, R (7, 1) ERA:	1.2		6	0	0	0	4	1	0	0	0	0	0	19	33	0.00	0.600										
Matt Whisenant, L (9, 1) ERA:	1.0		3	0	0	0	0	0	0	0	0	0	0	4	7	0.00	0.000										

Arizona Diamondbacks @ San Diego Padres
Qualcomm Stadium, San Diego, CA
Mon Apr 10 2000, 6:05 PM EDT
Att. 60,021 - Sunny - 68 F

AB	39
R	8
H	12
RBI	8
BB	4
SO	11
LOB	16



Batter	1	2	3	4	5	6	7	8	9	10	11	12	13	AB R H RBI BB SO LOB	TOP																			
Tony Womack, L (1, 6) OBP: 0.121, SLG: 0.182	1-1 L1-3 1B		1-1 F8		2-2 F7		3-2 G3		0-3 K			0-0 G6-3		6 0 1 0 0 1 1																				
Jay Bell, R (1, 4) OBP: 0.447, SLG: 0.667	1-2 L1-3 1-2		1-2 L5		4-1 BB BB		4-2 BB BB			3-2 G4-6-3 1B			2-1 G4-3	4 0 1 0 2 0 2																				
Luis Gonzalez, L (1, 7) OBP: 0.432, SLG: 0.656	0-2 G4-3			4-1 BB 1B BB	1-2 P5		1-0 F9			2-2 G4-6-3 1-2f			4-0 BB BB	4 1 0 0 2 0 3																				
Erubiel Durazo, L (1, 3) OBP: 0.387, SLG: 0.458		2-1 G3-1		4-1 1B 1-2 1B BB	4-2 BB		0-0 G3			1-3 K			4-2 L5-3 BB	3 1 0 0 2 1 1																				
Byung-Hyun Kim, R (10, 1)													1-2 BB	0 0 0 0 0 0 0																				
Bernard Gilkey, R (13, PH) OBP: 0.250, SLG: 0.167													0-1 BB	0 0 0 0 1 0 0																				
Russ Springer, R (13, 1)													1-2 BB	0 0 0 0 0 0 0																				
Steve Finley, L (1, 8) OBP: 0.405, SLG: 0.657		0-1 1B		2-2 P5	0-3 K		1-3 K				0-0 G3		0-1 L5-3	6 0 1 0 0 2 6																				
Travis Lee, L (1, 9) OBP: 0.400, SLG: 0.417		0-0 P3		0-1 1B 1-3 2-H G1-2-3 1B		0-0 F7	1-1 G3				1-2 G1-3			5 0 1 1 0 0 1																				
Lenny Harris, L (1, 5) OBP: 0.194, SLG: 0.259		2-0 G5-3		0-1 BB 1-3 3-H 1B		0-1 B1-3	2-0 G4-3				3-1 G4-3			5 0 1 1 0 0 1																				
Damian Miller, R (1, 2) OBP: 0.368, SLG: 0.588			2-3 K	4-0 BB 1-2 BB		1-1 1B			0-0 G5-3			0-1 F9		4 0 1 0 1 1 0																				
Omar Daal, L (1, 1) OBP: 0.143, SLG: 0.286			0-0 2B	1-0 BB G1-2-3		1-0 F8			1-1 G1-3			2-1 G5-3		4 0 1 0 0 0 4																				
Greg Colbrunn, R (10, 3) OBP: 0.714, SLG: 0.500														1 0 0 0 0 0 0																				
Inning Stats	R: 0 E: 0 K: 0 S: 8	H: 1 LOB: 0 BB: 0 P: 10	R: 0 E: 0 K: 0 S: 6	H: 1 LOB: 1 BB: 0 P: 10	R: 0 E: 0 K: 1 S: 9	H: 1 LOB: 1 BB: 0 P: 13	R: 2 E: 0 K: 0 S: 11	H: 2 LOB: 2 BB: 3 P: 26	R: 0 E: 0 K: 1 S: 13	H: 0 LOB: 2 BB: 2 P: 24	R: 0 E: 0 K: 0 S: 6	H: 1 LOB: 1 BB: 0 P: 8	R: 0 E: 0 K: 1 S: 9	H: 0 LOB: 0 BB: 0 P: 10	R: 0 E: 0 K: 1 S: 9	H: 0 LOB: 0 BB: 0 P: 10	R: 0 E: 0 K: 0 S: 6	H: 0 LOB: 0 BB: 0 P: 10	R: 0 E: 0 K: 0 S: 5	H: 0 LOB: 0 BB: 0 P: 7	R: 0 E: 0 K: 0 S: 7	H: 0 LOB: 1 BB: 2 P: 17	1B: 6 2B: 3 3B: 0 HR: 0	SF: 0 SAC: 0 DP: 4 HBP: 0	WP: 0 PB: 0 SB: 0 CS: 0	PA: 50								
PITCHER	IP WLS BF H R ER SO BB IBB HBP BLK WP HR S P ERA WHIP	IP WLS BF H R ER SO BB IBB HBP BLK WP HR S P ERA WHIP																																
Matt Clement, R (1, 1) ERA: 1.98	7.0																																	
Carlos Almanzar, R (8, 1) ERA:	1.0		3	0	0	0	1	0	0	0	0	0	0	0	0	0	0	0	0	0	0	0	0	0	0	0	0	0	0	0				
Trevor Hoffman, R (9, 1) ERA:	2.0		6	1	0	0	2	0	0	0	0	0	0	0	0	0	0	0	0	0	0	0	0	0	0	0	0	0	0	0	0			
Donne Wall, R (11, 1) ERA: 6.35	2.0		6	0	0	0	0	0	0	0	0	0	0	0	0	0	0	0	0	0	0	0	0	0	0	0	0	0	0	0	0	0		
Matt Whisenant, L (13, 1) ERA:	1.0	W	4	0	0	0	0	2	0	0	0	0	0	0	0	0	0	0	0	0	0	0	0	0	0	0	0	0	0	0	0	0	0	0

Arizona Diamondbacks @ San Diego Padres
Qualcomm Stadium, San Diego, CA
Tue Apr 11 2000, 10:05 PM EDT
Att: 19,035 - Sunny - 70 F

AB	42
R	2
H	7
RBI	2
BB	8
SO	5
LOB	19



Batter	1	2	3	4	5	6	7	8	9	AB R H RBI BB SO LOB	TOP	
Tony Womack, L (1, 6) OBP: 0.162, SLG: 0.216	3-2 G4-3 1B		1-1 L5-3 1B			0-1 F7		1-0 G4-3		4 0 2 0 0 0 0	Arizona Diamondbacks @ San Diego Padres Qualcomm Stadium, San Diego, CA Wed Apr 12 2000, 10:05 PM EDT Att. 15,801 - Sunny - 65 F	
Jay Bell, R (1, 4) OBP: 0.429, SLG: 0.606	3-2 G6-3 1-2		0-1 L5-3 1-2			4-0 G4-6-3 BB		2-3 K		3 0 0 0 1 1 2		
Luis Gonzalez, L (1, 7) OBP: 0.390, SLG: 0.583	1-0 G4-3 2-3		0-1 P4			0-0 G4-6-3 1-2f		3-2 P6		4 0 0 0 0 0 2		
Erubiel Durazo, L (1, 3) OBP: 0.371, SLG: 0.407	4-0 BB			2-2 G3			3-3 K		1-3 K	3 0 0 0 1 2 0		
Steve Finley, L (1, 8) OBP: 0.390, SLG: 0.615	0-0 G3			0-2 P4			1-1 3B 1B		1-0 F5	4 1 1 0 0 0 2		
Travis Lee, L (1, 9) OBP: 0.394, SLG: 0.519		2-0 HR		0-0 G4-3			2-3 K			3 1 1 1 0 1 1		
Lenny Harris, L (1, 5) OBP: 0.235, SLG: 0.367		2-1 G4-6-3 1B			2-1 G3-1		0-0 1-H 3B			3 0 2 1 0 0 0		
Kelly Stinnett, R (1, 2) OBP: 0.214, SLG: 0.500		0-0 G4-6-3 1-2f			1-1 G6-3		0-0 F7			3 0 0 0 0 0 2		
Armando Reynoso, R (1, 1) Darren Holmes, R (7, 1) Hanley Frias, S (8, PH) Dan Plesac, L (8, 1)		0-0 P4			1-1 G6-3			1-3 K		2 0 0 0 0 0 0 0 0 0 0 0 0 0 1 0 0 0 0 1 0 0 0 0 0 0 0 0		
Inning Stats	R: 0 E: 0 K: 0 S: 9 H: 1 LOB: 2 BB: 1 P: 20	R: 1 E: 0 K: 0 S: 5 H: 2 LOB: 0 BB: 0 P: 9	R: 0 E: 0 K: 0 S: 6 H: 1 LOB: 0 BB: 0 P: 7	R: 0 E: 0 K: 0 S: 7 H: 0 LOB: 0 BB: 0 P: 9	R: 0 E: 0 K: 0 S: 6 H: 0 LOB: 0 BB: 0 P: 10	R: 0 E: 0 K: 0 S: 3 H: 0 LOB: 0 BB: 1 P: 7	R: 1 E: 0 K: 2 S: 10 H: 2 LOB: 1 BB: 0 P: 16	R: 0 E: 0 K: 2 S: 7 H: 0 LOB: 0 BB: 0 P: 11	R: 0 E: 0 K: 1 S: 8 H: 0 LOB: 0 BB: 0 P: 13	1B: 4 2B: 1 3B: 1 HR: 1 SF: 0 SAC: 0 DP: 3 HBP: 0	WP: 0 PB: 0 SB: 1 CS: 0 PA: 32	
PITCHER	IP WLS BF H R ER SO BB IBB HBP BLK WP HR S P ERA WHIP											
Brian Meadows, R (1, 1) ERA: 4.38	7.0 W 26 6 2 2 2 2 2 0 0 0 0 1 46 78 2.57 1.143											
Carlos Almanzar, R (8, 1) ERA:	1.0 H 3 0 0 0 2 0 0 0 0 0 0 0 7 11 0.00 0.000											
Trevor Hoffman, R (9, 1) ERA:	1.0 S 3 0 0 0 1 0 0 0 0 0 0 0 8 13 0.00 0.000											

AB	30
R	2
H	6
RBI	2
BB	2
SO	5
LOB	9



Batter	1	2	3	4	5	6	7	8	9
Al Martin, L OBP: 0.300, SLG: 0.378 (1, 7)	1-2 G1-3		0-0 F8			1-0 HR	2-3 K		
Eric Owens, R OBP: 0.419, SLG: 0.429 (1, 8)	1-1 CS 1B			3-2 1B		4-1 B1-3 BB	2-0 F9		
Ryan Klesko, L OBP: 0.200, SLG: 0.448 (1, 3)	2-1 G6-3			3-2 F7		1-0 B1-3		1-3 K	
Phil Nevin, R OBP: 0.333, SLG: 0.649 (1, 5)		0-0 F9		0-0 F8		1-2 P4		2-3 K	
Bret Boone, R OBP: 0.333, SLG: 0.471 (1, 4)		1-3 K		3-2 F8			0-0 SH BB E 1B	4-0 BB	
David Newhan, L OBP: 0.250, SLG: 0.455 (1, 9)		0-0 E6 1B			1-0 L9		4-2 E5 SH BB	1-0 G3	
Ben Davis, S (1, 2)		1-0 G3			3-3 K		0-0 SH E5 1B		
Chris Gomez, R OBP: 0.400, SLG: 0.250 (1, 6)			3-1 G6-3		1-1 G4-3		0-1 E5 1B		
Damian Jackson, R OBP: 0.405, SLG: 0.364 (7, PR)							1-3 2-H 3-H 1B		
Brian Meadows, R (1, 1)			1-0 L9			0-0 G3-1		1-1 1-H 3-H 1B	
Ed Sprague, R OBP: 0.333, SLG: 1.000 (7, PH)									
Carlos Almanzar, R (8, 1)									
Trevor Hoffman, R (9, 1)									

AB	R	H	RBI	BB	SO	LOB
4	1	1	1	0	1	1
3	0	2	0	1	0	1
4	0	0	0	0	1	3
4	0	0	0	0	1	2
3	1	1	0	1	1	1
3	0	1	0	1	0	1
2	1	0	0	0	1	1
3	0	0	0	0	0	2
0	1	0	0	0	0	0
2	0	0	0	0	0	0
1	0	1	2	0	0	0
0	0	0	0	0	0	0
0	0	0	0	0	0	0

BOTTOM

Arizona Diamondbacks @ San Diego Padres
Qualcomm Stadium, San Diego, CA

AB	29
R	4
H	6
RBI	3
BB	3
SO	5
LOB	12



WP: 0	PA: 33
PB: 0	
SB: 1	
CS: 1	

PITCHER	IP	WLS	BF	H	R	ER	SO	BB	IBB	HBP	BLK	WP	HR	S	P	ERA	WHIP
Armando Reynoso, R ERA: 4.05 (1, 1)	6.1	L	26	5	4	3	2	2	0	0	0	0	1	51	86	4.26	1.105
Darren Holmes, R ERA: 9.0 (7, 1)	0.2		3	1	0	0	1	0	0	0	0	0	0	6	11	0.00	1.500
Dan Plesac, L ERA: (8, 1)	1.0		4	0	0	0	2	1	0	0	0	0	0	7	15	0.00	1.000

Wed Apr 12 2000, 10:05 PM EDT
Att. 15,801 - Sunny - 65 F

livebaseballscorecards.com

Batter	1	2	3	4	5	6	7	8	9	AB R H RBI BB SO LOB	TOP											
Hanley Frias, S OBP: 0.167, SLG: 0.091 (1, 6)	3-2 G5-3		0-0 F5		0-1 F8		3-2 E4		1-3 K	5 0 0 0 0 1 0												
Jay Bell, R OBP: 0.447, SLG: 0.605 (1, 4)	1-0 E S 1B		1-3 K		3-1 F7		3-1 1B		3-2 FC5-4 BB 1B	5 0 3 0 0 1 0												
Luis Gonzalez, L OBP: 0.370, SLG: 0.525 (1, 7)	3-3 K		0-1 F7		1-3 K		3-3 K		4-1 FC5-4 1-2 BB	4 0 0 0 1 3 3												
Greg Colbrunn, R OBP: 0.667, SLG: 0.571 (1, 3)	4-1 E BB			4-2 HR BB		0-0 E9 HR 2B	1-2 F6		2-2 FC5-4 1-2f 2-3	3 2 1 0 2 0 4												
Steve Finley, L OBP: 0.391, SLG: 0.727 (1, 8)	2-0 E3			1-0 HR		2-1 HR		3-2 G4-3	0-1 G1-3	5 2 2 4 0 0 4												
Bernard Gilkey, R OBP: 0.273, SLG: 0.333 (1, 9)	1-0 F4			2-2 1B 2B		2-1 F9		1-3 K		3 1 1 0 0 0 3 1 0 0 0 0 1 0												
Travis Lee, L OBP: 0.382, SLG: 0.500 (8, PH)																						
Danny Klassen, R OBP: 0.500, SLG: 0.500 (1, 5)			0-1 F7		1-2 CS 1B		0-3 K		1-0 E6 1B	4 0 1 1 0 1 0												
Damian Miller, R OBP: 0.348, SLG: 0.524 (1, 2)			2-3 K		3-3 K		1-2 F8		2-1 1B	4 0 1 0 0 2 1												
Brian Anderson, R OBP: 0.229, SLG: 0.355 (8, PH)			1-1 G1-3		1-2 G2-3			0-1 G5-3	1-0 G6-3	3 0 0 0 0 0 0 1 0 0 0 0 0 2 0 0 0 0 0 0 0												
Mike Morgan, R OBP: 1.000, SLG: 1.000 (8, 1)																						
Inning Stats	R: 0 E: 1 K: 1 S: 11	H: 1 LOB: 3 BB: 1 P: 25	R: 0 E: 0 K: 1 S: 7	H: 0 LOB: 0 BB: 0 P: 10	R: 0 E: 0 K: 1 S: 6	H: 0 LOB: 0 BB: 0 P: 7	R: 3 E: 0 K: 1 S: 15	H: 3 LOB: 0 BB: 1 P: 27	R: 0 E: 0 K: 1 S: 7	H: 0 LOB: 0 BB: 0 P: 11	R: 2 E: 1 K: 1 S: 12	H: 2 LOB: 0 BB: 0 P: 17	R: 0 E: 1 K: 1 S: 14	H: 1 LOB: 2 BB: 0 P: 24	R: 0 E: 1 K: 1 S: 10	H: 1 LOB: 2 BB: 0 P: 18	R: 0 E: 0 K: 1 S: 14	H: 1 LOB: 2 BB: 1 P: 24	1B: 5 2B: 3 3B: 0 HR: 2	SF: 0 SAC: 0 DP: 1 HBP: 0	WP: 0 PB: 0 SB: 1 CS: 1	PA: 41
PITCHER	IP WLS BF H R ER SO BB IBB HBP BLK WP HR S P ERA WHIP																					
Sterling Hitchcock, L ERA: 6.38 (1, 1)	7.0 L 31 7 5 5 7 2 0 0 0 0 0 2 72 121 6.43 1.286																					
Will Cunnane, R ERA: (8, 1)	1.1 7 2 0 0 2 0 0 0 0 0 0 0 17 29 0.00 1.500																					
Matt Whisenant, L ERA: (8, 1)	0.2 3 0 0 0 0 1 0 0 0 0 0 0 7 13 0.00 1.500																					

Arizona Diamondbacks @ San Diego Padres
Qualcomm Stadium, San Diego, CA
Thu Apr 13 2000, 6:05 PM EDT
Att. 28,131 - Sunny - 73 F

AB	38
R	5
H	9
RBI	5
BB	3
SO	9
LOB	17



Batter	1	2	3	4	5	6	7	8	9	AB	R	H	RBI	BB	SO	LOB
Al Martin, L (1, 7) OBP: 0.341, SLG: 0.400	2-0 CS 1B		2-2 HBP		0-0 CS 1B		3-3 K			3	0	2	0	0	1	1
Damian Jackson, R (1, 6) OBP: 0.390, SLG: 0.351	1-3 K		2-1 G1-3		1-1 CS 1-2	3-2 F6		1-2 E S G4-3 1B		4	1	1	0	0	1	3
Eric Owens, R (1, 8) OBP: 0.400, SLG: 0.406	0-1 G1-3 1-2			0-0 HR 1B		1-1 F9		1-2 G4-3 1-H		4	1	1	1	0	0	1
Phil Nevin, R (1, 5) OBP: 0.349, SLG: 0.780		1-3 K		0-0 HR 1-H		0-1 HR		2-1 G6-3		4	2	2	3	0	1	0
Ed Sprague, R (1, 3) OBP: 0.368, SLG: 0.941		1-0 G6-4-3 1B		0-1 F5		0-0 2B		1-0 G6-3		4	0	2	0	0	0	0
Bret Boone, R (1, 4) OBP: 0.300, SLG: 0.421		1-0 G6-4-3 1-2f		3-3 K		0-0 F7			1-3 K	4	0	0	0	0	2	2
John Roskos, R (1, 9)			1-3 K	2-1 F9		1-2 F3			0-3 K	4	0	0	0	0	2	0
Wiki Gonzalez, R (1, 2) OBP: 0.417, SLG: 0.476			3-0 2B		2-2 F8		2-1 1B		1-1 F8	4	0	2	0	0	0	0
Sterling Hitchcock, L (1, 1) Ben Davis, S (7, PH) Will Cunnane, R (8, 1) Matt Whisenant, R (9, 1)			0-2 G5-3		1-3 K		3-3 K			2	0	0	0	0	1	1

Inning Stats	R: 0	H: 1	E: 0	LOB: 0	K: 1	BB: 0	S: 6	P: 9	R: 0	H: 1	E: 0	LOB: 0	K: 1	BB: 0	S: 5	P: 8	R: 0	H: 1	E: 0	LOB: 2	K: 1	BB: 0	S: 11	R: 2	H: 2	E: 0	LOB: 0	K: 1	BB: 0	S: 9	P: 14	R: 0	H: 1	E: 0	LOB: 0	K: 1	BB: 0	S: 8	P: 12	R: 1	H: 2	E: 0	LOB: 1	K: 0	BB: 0	S: 9	P: 13	R: 0	H: 1	E: 0	LOB: 1	K: 2	BB: 0	S: 14	P: 23	R: 1	H: 1	E: 0	LOB: 0	K: 0	BB: 0	S: 9	P: 14	R: 0	H: 0	E: 0	LOB: 0	K: 2	BB: 0	S: 8	P: 10	1B: 6	SF: 0	2B: 2	SAC: 0	3B: 0	DP: 1	HR: 2	HBP: 1	WP: 0	PA: 36
--------------	------	------	------	--------	------	-------	------	------	------	------	------	--------	------	-------	------	------	------	------	------	--------	------	-------	-------	------	------	------	--------	------	-------	------	-------	------	------	------	--------	------	-------	------	-------	------	------	------	--------	------	-------	------	-------	------	------	------	--------	------	-------	-------	-------	------	------	------	--------	------	-------	------	-------	------	------	------	--------	------	-------	------	-------	-------	-------	-------	--------	-------	-------	-------	--------	-------	--------

PITCHER	IP	WLS	BF	H	R	ER	SO	BB	IBB	HBP	BLK	WP	HR	S	P	ERA	WHIP
Brian Anderson, L (1, 1) ERA: 5.11	7.0	W	28	9	3	3	7	0	0	1	0	0	0	62	98	3.86	1.286
Mike Morgan, R (8, 1) ERA: 2.0	2.0	S	7	1	1	1	2	0	0	0	0	0	0	17	24	4.50	0.500

BOTTOM

Arizona Diamondbacks @ San Diego Padres
Qualcomm Stadium, San Diego, CA

Thu Apr 13 2000, 6:05 PM EDT
Att: 28,131 - Sunny - 73 F

livebaseballscorecards.com

AB	34
R	4
H	10
RBI	4
BB	0
SO	9
LOB	9



Batter	1	2	3	4	5	6	7	8	9	AB R H RBI BB SO LOB	TOP									
Craig Biggio, R (1, 4) OBP: 0.421, SLG: 0.433	2-2 FC4-6 1B		0-2 F3		1-1 G6-4-3 1B	4-1 5 HR BB		0-0 G6-4-3 1-2f		4 1 2 0 1 0 1										
Roger Cedeno, S (1, 8) OBP: 0.222, SLG: 0.250	0-0 FC4-6 CS 1-2f		1-0 L8		1-2 G6-4-3 1B	4-0 5 HR BB			4-2 BB E FC6-5 BB	3 2 1 0 2 0 1										
5 Jeff Bagwell, R (1, 3) OBP: 0.310, SLG: 0.500	0-0 F7		4-2 1B BB		1-0 G6-4-3 1-2f 2-3	2-2 1-H 2-H 3-H HR			2-3 K	4 1 1 4 1 1 4										
Richard Hidalgo, R (1, 7) OBP: 0.457, SLG: 0.871	2-0 CS 1-2		0-0 1B		1-1 G4-3	3-2 F7			1-0 E4 FC6-5 BB 1-2	5 0 1 0 0 0 2										
Moises Alou, R (1, 9) OBP: 0.444, SLG: 0.767 Glen Barker, S (6, 9)			3-3 K			3-1 2B 1B		0-2 G6-3	4-2 BB FC6-5 BB 1-2 2-3	3 2 2 1 0 1 2 1 0 0 0 1 0 0										
Bill Spiers, L (1, 5) OBP: 0.273, SLG: 0.310					2-2 G6-3	1-0 1B 2B		3-2 G4-3	2-2 FC6-5 BB 1-2 2-3f 3-H	4 2 1 2 1 0 2										
Tony Eusebio, R (1, 2) OBP: 0.391, SLG: 0.222			1-0 FC6 1B		0-2 F8	1-0 BB 5 HR 1B 2-H		2-2 G5-3	4-2 FC6-4 BB 1-2 2-3	4 1 2 1 1 0 0										
Tim Bogar, R (1, 6) OBP: 0.257, SLG: 0.419			0-1 SF9		3-2 G5-3	1-1 F8			2-1 FC6-4 1-2f	4 0 0 1 0 0 4										
Shane Reynolds, R (1, 1) OBP: 0.286, SLG: 0.714 Jose Cabrera, R (6, 1) Matt Mieske, R (8, PH) Doug Henry, R (8, 1) Mike Maddux, L (9, 1)			2-2 FC6			0-0 HR			4-0 G6-4-3 BB	3 1 1 1 0 1 2 0 0 0 0 0 0 0 0 0 0 0 1 0 0 0 0 0 0 0 0 0 0 0 0 0 0 0 0										
Inning Stats	R: 0 E: 0 K: 0 S: 5	H: 1 LOB: 0 BB: 0 P: 9	R: 2 E: 0 K: 0 S: 18	H: 2 LOB: 1 BB: 1 P: 28	R: 0 E: 0 K: 1 S: 10	H: 0 LOB: 0 BB: 0 P: 16	R: 1 E: 0 K: 0 S: 9	H: 3 LOB: 1 BB: 0 P: 13	R: 6 E: 0 K: 1 S: 17	H: 4 LOB: 0 BB: 2 P: 36	R: 0 E: 0 K: 0 S: 10	H: 0 LOB: 0 BB: 0 P: 15	R: 0 E: 0 K: 0 S: 3	H: 0 LOB: 0 BB: 1 P: 7	R: 1 E: 1 K: 1 S: 22	H: 0 LOB: 3 BB: 3 P: 41	1B: 7 2B: 1 3B: 0 HR: 3	SF: 1 SAC: 0 DP: 2 HBP: 0	WP: 0 PB: 0 SB: 0 CS: 1	PA: 45
PITCHER	IP WLS BF H R ER SO BB IBB HBP BLK WP HR S P ERA WHIP																			
Brian Boehringer, R (1, 1) ERA: 5.23	5.0 L 23 8 4 4 1 2 0 0 0 0 2 55 89 7.20 2.000																			
Will Cunnane, R (6, 1) ERA: 5.79	0.2 5 2 1 1 1 1 0 0 0 0 0 8 15 13.50 4.500																			
Kevin Walker, L (6, 1) ERA: 54.0	0.1 3 1 4 4 0 1 0 0 0 0 1 7 16 108.00 6.000																			
Donne Wall, R (7, 1) ERA: 4.7	2.0 6 0 0 0 0 1 0 0 0 0 0 13 22 0.00 0.500																			
Matt Whisenant, L (9, 1) ERA:	1.0 7 0 1 0 1 3 0 0 0 0 0 0 22 41 0.00 3.000																			

Houston Astros @ San Diego Padres
Qualcomm Stadium, San Diego, CA

Fri Apr 14 2000, 10:05 PM EDT
Att. 30,951 - Cloudy - 66 F

livebaseballscorecards.com

AB	35
R	10
H	11
RBI	10
BB	8
SO	3
LOB	18



Batter	1	2	3	4	5	6	7	8	9	AB R H RBI BB SO LOB
Al Martin, L OBP: 0.327, SLG: 0.422 (1, 7)	1-2 G4-3		1-1 F8	3-3 K		0-0 3B			0-1 F8	5 0 1 0 0 1 1
Damian Jackson, R OBP: 0.413, SLG: 0.405 (1, 6)	3-2 CS 1B		3-1 G4-3 2B		0-2 G6-4-3 1B	3-2 F8			1-3 K	5 0 3 0 0 1 1
Ryan Klesko, L OBP: 0.200, SLG: 0.412 (1, 3)	1-1 WP 1B 1-2 1B		1-0 G4-3 2-3		1-0 G6-4-3 1-2f			1-1 F7	1-2 F8	5 1 1 0 0 0 2
Phil Nevin, R OBP: 0.362, SLG: 0.756 (1, 5)	0-0 FC4-6 1-2 1B		2-1 G4-3		2-1 1B			3-2 G5-3		4 0 2 0 0 0 1
Eric Owens, R OBP: 0.410, SLG: 0.417 (1, 8)	2-1 FC4-6 1-2 2-H 1B			3-1 G6-3	0-0 1B			0-0 G4-3		4 0 2 1 0 0 0
Bret Boone, R OBP: 0.295, SLG: 0.405 (1, 4)	0-1 FC4-6 1-2f 2-3			0-1 E6 2B 1B	2-1 L4			0-1 F2		4 1 1 0 0 0 4
David Newhan, L OBP: 0.313, SLG: 0.500 (1, 9)		0-0 G4-3		4-2 2B BB		1-0 F8 G6-3 2B		1-3 K		3 2 1 0 1 1 0
Ben Davis, S OBP: 0.083, SLG: 0.083 (1, 2)		1-3 K		2-3 K		1-2 F8		0-1 1B		4 0 1 0 0 2 3
Brian Boehringer, S Will Cunniff, R Kevin Walker, L John Roskos, R Donne Wall, R Ed Sprague, R Matt Whisenant, R		0-2 G4-3		1-0 2B 1-H 2-H		0-0 G6-3 3-H		1-0 G5-3		2 0 1 2 0 0 0 0 0 0 0 0 0 0 0 0 0 0 0 0 0 1 0 0 1 0 0 0 0 0 0 0 0 0 0 1 0 0 0 0 0 1 0 0 0 0 0 0 0

Inning Stats	R: 1	H: 4	E: 0	K: 0	S: 17	H: 4	LOB: 2	BB: 0	P: 24	R: 0	H: 0	E: 0	K: 1	S: 7	H: 0	LOB: 0	BB: 0	P: 8	R: 0	H: 1	E: 0	K: 0	S: 7	H: 1	LOB: 1	BB: 0	P: 14	R: 2	H: 2	E: 1	K: 2	S: 16	H: 3	LOB: 2	BB: 0	P: 14	R: 1	H: 2	E: 0	K: 0	S: 9	H: 2	LOB: 1	BB: 0	P: 14	R: 0	H: 0	E: 0	K: 0	S: 7	H: 0	LOB: 0	BB: 0	P: 11	R: 0	H: 1	E: 0	K: 1	S: 8	H: 1	LOB: 1	BB: 0	P: 10	R: 0	H: 0	E: 0	K: 1	S: 8	H: 0	LOB: 0	BB: 0	P: 10	1B: 9	SF: 0	2B: 3	SAC: 0	3B: 1	DP: 1	HR: 0	HBP: 0	WP: 1	PA: 39
--------------	------	------	------	------	-------	------	--------	-------	-------	------	------	------	------	------	------	--------	-------	------	------	------	------	------	------	------	--------	-------	-------	------	------	------	------	-------	------	--------	-------	-------	------	------	------	------	------	------	--------	-------	-------	------	------	------	------	------	------	--------	-------	-------	------	------	------	------	------	------	--------	-------	-------	------	------	------	------	------	------	--------	-------	-------	-------	-------	-------	--------	-------	-------	-------	--------	-------	--------

PITCHER	IP	WLS	BF	H	R	ER	SO	BB	IBB	HBP	BLK	WP	HR	S	P	ERA	WHIP
Shane Reynolds, R ERA: 3.32 (1, 1)	5.0		24	10	3	3	3	1	0	0	0	1	0	56	89	5.40	2.200
Jose Cabrera, R ERA: 10.13 (6, 1)	2.0		8	2	1	1	0	0	0	0	0	0	0	16	25	4.50	1.000
Doug Henry, R ERA: 4.05 (8, 1)	1.0		4	1	0	0	1	0	0	0	0	0	0	8	10	0.00	1.000
Mike Maddux, R ERA: 7.2 (9, 1)	1.0		3	0	0	0	1	0	0	0	0	0	0	8	10	0.00	0.000

BOTTOM

Houston Astros @ San Diego Padres
Qualcomm Stadium, San Diego, CA
Fri Apr 14 2000, 10:05 PM EDT
Att: 30,951 - Cloudy - 66 F

livebaseballscores.com

AB	38
R	4
H	13
RBI	4
BB	1
SO	5
LOB	13



Batter	1	2	3	4	5	6	7	8	9	AB R H RBI BB SO LOB	TOP											
Craig Biggio, R (1, 4) OBP: 0.429, SLG: 0.441	3-2 G6-3 ①		1-1 G3-6 1B			0-2 G6-4-3 1B		1-3 K ②		4 0 2 0 0 1 2												
Roger Cedeno, S (1, 8) OBP: 0.225, SLG: 0.229	4-1 BB		2-2 G3-6 ②			1-2 F8 ①		3-1 FC4 ③		3 0 0 0 1 0 4												
Mike Maddux, L (8, 1)										0 0 0 0 0 0 0												
5 Jeff Bagwell, R (1, 3) OBP: 0.326, SLG: 0.575	0-1 E5 G4-6-3				0-1 HR	1-0 G6-4-3 ②			0-0 2B 1B	4 2 2 1 0 0 2												
Ken Caminiti, S (1, 5) OBP: 0.385, SLG: 0.450	3-2 G4-6-3 ②				0-0 G4-3 ①		2-3 K ①		2-1 FC6-4 1-H 2B	4 0 1 1 0 1 2												
Glen Barker, S (9, PR)										0 0 0 0 0 0 0												
Richard Hidalgo, R (1, 9) OBP: 0.436, SLG: 0.794			4-0 G6-3 S 1B BB		1-0 L6 ②		2-2 G6-3 ②		2-3 K ①	3 1 0 0 1 1 1												
Daryle Ward, L (1, 7) OBP: 0.286, SLG: 0.684			2-2 G6-3 ①		1-2 F7 ③		1-1 F8 ③		0-3 K ②	4 0 0 0 0 1 2												
Tony Eusebio, R (1, 2) OBP: 0.423, SLG: 0.286					1-2 F7																	
Julio Lugo, R (8, PR)						2-2 G5-3 ①			1-1 FC4 E 1B	3 0 2 1 0 0 0												
Mitch Meluskey, S (8, 2) OBP: 0.211, SLG: 0.176			0-0 G5-4-3 1B						4-2 FC6-4 BB	0 0 0 0 0 0 0												
Tim Bogar, R (1, 6) OBP: 0.231, SLG: 0.371			3-H 2-2 G5-4-3 ②		1-0 G4-3 ②			0-0 F8 ①	0-0 FC6-4 ③	4 0 0 0 0 0 4												
Jose Lima, R (1, 1)						0-3 K ③																
Bill Spiers, L (8, PH) OBP: 0.265, SLG: 0.300							0-3 K ③		3-2 E1 FC4	2 0 0 0 0 2 0												
Bill Spiers, L (8, 9)										1 0 0 0 0 0 1												
Inning Stats	R: 0 E: 1 K: 0 S: 11	H: 0 LOB: 1 BB: 1 P: 21	R: 1 E: 0 K: 0 S: 8	H: 1 LOB: 0 BB: 1 P: 16	R: 0 E: 0 K: 1 S: 9	H: 1 LOB: 0 BB: 0 P: 12	R: 1 E: 0 K: 0 S: 8	H: 1 LOB: 0 BB: 0 P: 10	R: 0 E: 0 K: 1 S: 9	H: 0 LOB: 0 BB: 0 P: 12	R: 0 E: 0 K: 0 S: 7	H: 1 LOB: 0 BB: 0 P: 9	R: 0 E: 0 K: 1 S: 8	H: 0 LOB: 0 BB: 0 P: 13	R: 0 E: 1 K: 1 S: 13	H: 1 LOB: 2 BB: 0 P: 21	R: 1 E: 0 K: 2 S: 12	H: 2 LOB: 2 BB: 1 P: 20	1B: 5 2B: 1 3B: 0 HR: 1	SF: 0 SAC: 0 DP: 4 HBP: 0	WP: 0 PB: 0 SB: 2 CS: 0	PA: 35
PITCHER	IP WLS BF H R ER SO BB IBB HBP BLK WP HR S P ERA WHIP																					
Woody Williams, R (1, 1) ERA: 4.08	7.1 W 27 5 2 2 3 2 0 0 0 0 0 1 66 103 2.46 0.955																					
Carlos Almanzar, R (8, 1) ERA:	0.2 H 2 0 0 0 1 0 0 0 0 0 0 0 7 11 0.00 0.000																					
Trevor Hoffman, R (9, 1) ERA: 1.8	1.0 S 6 2 1 1 2 1 0 0 0 0 0 0 12 20 9.00 3.000																					

Houston Astros @ San Diego Padres
Qualcomm Stadium, San Diego, CA

Sat Apr 15 2000, 10:05 PM EDT
Att. 45,242 - Sunny - 66 F

livebaseballscorecards.com

AB	32
R	3
H	7
RBI	3
BB	3
SO	6
LOB	18



Batter	1	2	3	4	5	6	7	8	9	AB R H RBI BB SO LOB
Al Martin, L (1, 7) OBP: 0.321, SLG: 0.469	2-2 G3		0-1 HR	1-2 G4-3		0-3 K				4 1 1 2 0 1 1
Damian Jackson, R (1, 6) OBP: 0.400, SLG: 0.457	0-3 K		1-0 HR		0-3 K		0-3 K			4 1 1 1 0 3 0
Ryan Klesko, L (1, 3) OBP: 0.231, SLG: 0.421	1-1 1B		0-0 G2-3		1-0 1B		0-1 F7			4 0 2 0 0 0 0
Phil Nevin, R (1, 5) OBP: 0.373, SLG: 0.729	2-1 L7		2-1 1B 1B		4-1 BB F7-6-3		0-1 G1-3			3 1 1 0 1 0 1
Eric Owens, R (1, 8) OBP: 0.419, SLG: 0.410		0-1 G4-3	1-0 1B 1B		0-0 F7-6-3		4-1 F8 S BB			3 0 1 0 1 0 2
Bret Boone, R (1, 4) OBP: 0.292, SLG: 0.391		0-0 G6-3	2-2 1B		1-1 F8		2-0 F8			4 0 1 1 0 0 1
Wiki Gonzalez, R (1, 2) OBP: 0.393, SLG: 0.480		3-0 G4-3	1-0 G5-3		1-2 G4-3 2B		1-0 G5-3			4 1 1 0 0 0 3
Mike Darr, L (1, 9)			0-2 G1-3	2-1 G3		1-0 G4-3		4-1 BB		3 0 0 0 1 0 1
Woody Williams, R (1, 1) OBP: 0.375, SLG: 0.333			4-0 BB	1-3 K		0-1 2B		1-3 K		2 1 1 1 1 1 0
Carlos Almanzar, R (8, 1)										0 0 0 0 0 0 0
Ed Sprague, R (8, PH) OBP: 0.333, SLG: 0.842										1 0 0 0 0 1 2
Trevor Hoffman, R (9, 1)										0 0 0 0 0 0 0

Inning Stats	R: 0 E: 0 K: 1 S: 10	H: 1 LOB: 1 BB: 0 P: 15	R: 0 E: 0 K: 0 S: 4	H: 0 LOB: 0 BB: 0 P: 7	R: 4 E: 0 K: 0 S: 14	H: 5 LOB: 2 BB: 1 P: 25	R: 0 E: 0 K: 1 S: 8	H: 0 LOB: 0 BB: 0 P: 12	R: 0 E: 0 K: 1 S: 6	H: 1 LOB: 1 BB: 1 P: 11	R: 1 E: 0 K: 1 S: 11	H: 2 LOB: 1 BB: 0 P: 14	R: 0 E: 0 K: 1 S: 7	H: 0 LOB: 0 BB: 0 P: 7	R: 0 E: 0 K: 1 S: 7	H: 0 LOB: 2 BB: 2 P: 19
--------------	-------------------------------	----------------------------------	------------------------------	---------------------------------	-------------------------------	----------------------------------	------------------------------	----------------------------------	------------------------------	----------------------------------	-------------------------------	----------------------------------	------------------------------	---------------------------------	------------------------------	----------------------------------

PITCHER	IP	WLS	BF	H	R	ER	SO	BB	IBB	HBP	BLK	WP	HR	S	P	ERA	WHIP
Jose Lima, R (1, 1) ERA: 5.14	7.0	L	31	9	5	5	5	2	0	0	0	0	2	60	91	6.43	1.571
Mike Maddux, R (8, 1) ERA: 6.0	1.0		5	0	0	0	1	2	0	0	0	0	0	7	19	0.00	2.000

BOTTOM

Houston Astros @ San Diego Padres
Qualcomm Stadium, San Diego, CA

Sat Apr 15 2000, 10:05 PM EDT
Att: 45,242 - Sunny - 66 F

AB	32
R	5
H	9
RBI	5
BB	4
SO	6
LOB	11



WP	PA	3B	SF	SAC	DP	HBP
0	36	0	0	0	1	0

Batter	1	2	3	4	5	6	7	8	9	AB R H RBI BB SO LOB	TOP											
Craig Biggio, R (1, 4) OBP: 0.404, SLG: 0.410	0-1 F3		2-2 P4		2-3 K		1-2 P4		1-2 1B	5 0 1 0 0 1 1												
Roger Cedeno, S (1, 8) OBP: 0.244, SLG: 0.250	1-1 F7			1-0 E1 5 1B 1B	0-3 K 5 BB 1B		0-0 1B		1-0 F9	5 2 2 0 0 1 3												
5 Jeff Bagwell, R (1, 3) OBP: 0.340, SLG: 0.558 Matt Mieske, R (7, 7)	2-0 F8			3-2 1B	4-2 1B		0-1 F8		1-2 G4-1	3 0 1 0 1 0 1 1 0 0 0 0 0 2												
Daryle Ward, L (1, 7) OBP: 0.320, SLG: 0.652 (7, 3)		2-2 G6-3		2-1 1B	0-2 1B		1-1 G3-1			4 0 2 3 0 0 1												
Richard Hidalgo, R (1, 9) OBP: 0.419, SLG: 0.730		1-0 CS HBP		1-3 K	1-2 F8		2-2 P4			3 0 0 0 0 1 4												
Mitch Meluskey, S (1, 2) OBP: 0.217, SLG: 0.238		2-1 2B		2-3 K		3-3 K	2-2 F7			4 0 1 0 0 2 2												
Russ Johnson, R (1, 5) OBP: 0.222, SLG: 0.125		2-3 K		2-3 K	1-0 F2		0-3 K			2 0 0 0 0 2 3												
Tim Bogar, R (1, 6) OBP: 0.214, SLG: 0.342 Jose Cabrera, R (6, 1) Jay Powell, R (8, 1) Billy Wagner, L (8, 1) Glen Barker, S (9, PH)			2-1 P5		1-3 K	2-1 E4			0-3 K	3 0 0 0 0 1 0 1 0 0 0 0 1 0												
Chris Holt, R (1, 1) OBP: 0.250, SLG: 0.250 Doug Henry, R (4, 1) Bill Spiers, L (4, 5) OBP: 0.297, SLG: 0.313 Julio Lugo, R (6, PH) (6, 6)			1-2 P6		0-0 5 BB 1B WP 1B	0-1 P4			4-2 1B BB	1 0 0 0 0 0 0 0 0 0 0 0 0 0 2 1 1 0 1 0 1 2 0 0 0 0 1 0												
Inning Stats	R: 0 E: 0 K: 0 S: 5	H: 0 LOB: 0 BB: 0 P: 8	R: 0 E: 0 K: 1 S: 9	H: 1 LOB: 1 BB: 0 P: 16	R: 0 E: 0 K: 0 S: 8	H: 0 LOB: 0 BB: 0 P: 13	R: 1 E: 1 K: 3 S: 19	H: 3 LOB: 2 BB: 0 P: 30	R: 2 E: 0 K: 3 S: 20	H: 2 LOB: 2 BB: 1 P: 28	R: 0 E: 1 K: 1 S: 9	H: 0 LOB: 1 BB: 0 P: 15	R: 0 E: 0 K: 0 S: 8	H: 1 LOB: 1 BB: 0 P: 10	R: 0 E: 0 K: 1 S: 12	H: 0 LOB: 0 BB: 0 P: 16	R: 0 E: 0 K: 1 S: 13	H: 1 LOB: 2 BB: 1 P: 20	1B: 7 2B: 1 3B: 0 HR: 0	SF: 0 SAC: 0 DP: 0 HBP: 1	WP: 1 PB: 0 SB: 0 CS: 1	PA: 39
PITCHER	IP WLS BF H R ER SO BB IBB HBP BLK WP HR S P ERA WHIP																					
Matt Clement, R (1, 1) ERA: 2.61	7.0 W 31 7 3 3 8 1 0 1 0 1 0 0 78 120 3.86 1.143																					
Will Cunnane, R (8, 1) ERA: 4.76	1.0 3 0 0 0 1 0 0 0 0 0 0 0 12 16 0.00 0.000																					
Kevin Walker, L (9, 1) ERA: 13.5	1.0 5 1 0 0 1 1 0 0 0 0 0 0 13 20 0.00 2.000																					

Houston Astros @ San Diego Padres
Qualcomm Stadium, San Diego, CA

Sun Apr 16 2000, 4:05 PM EDT
Att. 46,352 - Sunny - 72 F

livebaseballscorecards.com

AB	36
R	3
H	8
RBI	3
BB	2
SO	10
LOB	18



Batter	1	2	3	4	5	6	7	8	9
Al Martin, L OBP: 0.362, SLG: 0.556 (1, 7)	1-1 S 2B 1B		0-1 FC3-6 1B 1B	1-1 E4 1B E 1B	2-0 HR		2-2 HBP BB 1B		
Damian Jackson, R OBP: 0.418, SLG: 0.460 (1, 6)	2-3 K 1-2		1-2 FC3-6 1B	0-0 E 1B 1B	1-1 F9		4-2 1B HBP BB		
Ryan Klesko, L OBP: 0.250, SLG: 0.442 (1, 3)	1-0 HR 2B		0-0 FC3-6 1B 1B SF9	0-0 E7 1B 1B 1B	1-1 F9		2-2 F3		
Will Cunnane, R Kevin Walker, L (9, 1)			1-2 2-3 HBP 1B 1B	1-2 2-3 HBP 1B 1B	0-1 F9		1-1 1B HBP		
Phil Nevin, R OBP: 0.400, SLG: 0.788 (1, 5)	3-2 HR		0-0 HBP 1B 1B	0-0 1B 1B 1B	0-1 F9		1-1 1B HBP		
Ed Sprague, R OBP: 0.364, SLG: 0.842 (6, 5)			1-2 3-H 1B 1B	1-2 2-3 HBP 1B 1B			1-2 2-3 HBP		
Eric Owens, R OBP: 0.458, SLG: 0.455 (1, 8)	2-2 G1-3		1-2 HBP 1B 1B	1-2 2-3 1B 1B			2-2 1B 1B		
Bret Boone, R OBP: 0.288, SLG: 0.388 (1, 4)	3-2 G6-3		1-0 SF9	3-1 G4-6-3 1B			0-1 F9		
David Newhan, L OBP: 0.294, SLG: 0.467 (7, 4)			3-H 1B	1-2 2-3 3-H 1B			0-0 G3		
Wiki Gonzalez, R OBP: 0.406, SLG: 0.464 (1, 2)		2-0 CS 1B	1-1 1B HBP	2-3 K			0-3 K		0-0 L4
John Roskos, R (8, 3)			1-2 2-3 HBP	1-2 G4-6-3					
Mike Darr, L OBP: 0.222, SLG: 0.125 (1, 9)		1-3 K	1-1 1B	1-2 G4-6-3			3-2 F9		2-3 K
Matt Clement, R (1, 1)		1-3 K	1-3 K						0-3 K
Ben Davis, S OBP: 0.071, SLG: 0.071 (7, PH)		1-2 K			4-1 HR BB				1-2 F8

Inning Stats	R: 3	H: 3	E: 0	K: 1	S: 17	L: 3	LOB: 0	BB: 0	P: 29
	R: 0	H: 1	E: 0	K: 2	S: 8	R: 0	LOB: 0	BB: 0	P: 12
	R: 4	H: 5	E: 0	K: 1	S: 17	R: 0	LOB: 2	BB: 0	P: 23
	R: 3	H: 5	E: 2	K: 1	S: 14	R: 0	LOB: 2	BB: 0	P: 21
	R: 2	H: 1	E: 0	K: 0	S: 8	R: 0	LOB: 0	BB: 1	P: 16
	R: 0	H: 1	E: 0	K: 1	S: 11	R: 0	LOB: 1	BB: 0	P: 16
	R: 1	H: 2	E: 0	K: 0	S: 22	R: 0	LOB: 3	BB: 1	P: 34
	R: 0	H: 0	E: 0	K: 2	S: 7	R: 0	LOB: 0	BB: 0	P: 9

PITCHER	IP	WLS	BF	H	R	ER	SO	BB	IBB	HBP	BLK	WP	HR	S	P	ERA	WHIP
Chris Holt, R ERA: 12.56 (1, 1)	3.0	L	22	12	10	9	4	0	0	0	0	0	1	47	70	27.00	4.000
Doug Henry, R ERA: 5.19 (4, 1)	2.0		9	3	2	2	1	1	0	0	0	0	1	17	31	9.00	2.000
Jose Cabrera, R ERA: 8.59 (6, 1)	2.0		11	3	1	1	1	1	0	1	0	0	0	33	50	4.50	2.000
Jay Powell, R ERA: 1.42 (8, 1)	0.2		2	0	0	0	1	0	0	0	0	0	0	4	6	0.00	0.000
Billy Wagner, L ERA: (8, 1)	0.1		1	0	0	0	1	0	0	0	0	0	0	3	3	0.00	0.000

AB R H RBI BB SO LOB

5	5	4	2	0	0	0
4	1	2	0	1	1	1
5	3	2	1	0	0	4
0	0	0	0	0	0	0
0	0	0	0	0	0	0
4	2	3	4	0	0	0
0	0	0	0	0	0	0
5	1	4	1	0	0	0
3	0	1	2	0	0	1
1	0	0	0	0	0	3
3	0	1	0	0	2	4
1	0	0	0	0	0	0
5	0	1	2	0	2	5
2	1	0	0	1	2	3
2	0	0	0	0	1	0

AB	40
R	13
H	18
RBI	12
BB	2
SO	8
LOB	21



WP	PA	ERA	WHIP
0	45		
0			
1			
1			

Houston Astros @ San Diego Padres
Qualcomm Stadium, San Diego, CA
Sun Apr 16 2000, 4:05 PM EDT
Att: 46,352 - Sunny - 72 F


livebaseballscores.com

Batter	1	2	3	4	5	6	7	8	9	AB R H RBI BB SO LOB	TOP											
Al Martin, L (1, 7) OBP: 0.381, SLG: 0.610	1-2 FC4-6-5 2B		2-2 P6			0-0 F7 2B	3-2 F7		2-1 2B	5 0 3 0 0 0 1	San Diego Padres @ St. Louis Cardinals Busch Stadium, St. Louis, MO Tue Apr 18 2000, 7:10 PM CDT Att. 32,062 - Sunny - 66 F											
Damian Jackson, R (1, 6) OBP: 0.417, SLG: 0.473	0-2 FC4-6-5 HR		3-2 CS 1B			0-0 F6		0-1 G3 1B 2B	3-3 K	5 2 2 0 0 1 3												
Ryan Klesko, L (1, 3) OBP: 0.245, SLG: 0.479	3-1 HR		1-1 CS		0-3 K	0-1 F7		1-0 G3	1-3 K	5 1 1 2 0 2 3												
Phil Nevin, R (1, 5) OBP: 0.390, SLG: 0.745	3-2 L6				3-2 P6	4-0 FC6-4 BB		3-3 K		3 0 0 0 1 1 1												
Eric Owens, R (1, 8) OBP: 0.442, SLG: 0.438	1-1 G3-1				3-1 L9	1-0 FC6-4		0-0 BB 1B		4 0 1 1 0 0 2												
Bret Boone, R (1, 4) OBP: 0.304, SLG: 0.396		2-2 G4-3			1-3 K		0-0 SH1-4 BB 1B	1-2 BB 1B		4 1 2 0 0 1 0												
Mike Darr, L (1, 9) OBP: 0.308, SLG: 0.100		2-3 K			0-1 P6		4-2 SH1-4 BB	4-2 BB		2 0 0 0 2 1 0												
Ben Davis, S (1, 2) OBP: 0.118, SLG: 0.063		1-3 K			4-2 BB		0-0 SH1-4	1-3 K		2 0 0 0 1 2 3												
Brian Meadows, R (1, 1)			2-3 K		0-3 K		1-1 SF9		1-3 K	2 0 0 0 0 2 1												
Tony Gwynn, L (7, PH) OBP: 0.222, SLG: 0.250										0 0 0 1 0 0 0												
Donne Wall, R (7, 1)										0 0 0 0 0 0 0												
Ed Sprague, R (9, PH) OBP: 0.348, SLG: 0.800							2-3 3-H			1 0 0 0 0 1 0												
Inning Stats	R: 2 E: 0 K: 0 S: 14	H: 2 LOB: 0 BB: 0 P: 22	R: 0 E: 0 K: 2 S: 10	H: 0 LOB: 0 BB: 0 P: 15	R: 0 E: 0 K: 1 S: 10	H: 1 LOB: 0 BB: 0 P: 18	R: 0 E: 0 K: 1 S: 10	H: 0 LOB: 0 BB: 0 P: 16	R: 0 E: 0 K: 2 S: 11	H: 0 LOB: 1 BB: 1 P: 16	R: 0 E: 0 K: 0 S: 5	H: 1 LOB: 2 BB: 1 P: 10	R: 1 E: 0 K: 0 S: 12	H: 1 LOB: 1 BB: 1 P: 20	R: 1 E: 0 K: 2 S: 16	H: 3 LOB: 3 BB: 1 P: 26	R: 0 E: 0 K: 3 S: 11	H: 1 LOB: 1 BB: 0 P: 18	1B: 4 2B: 4 3B: 0 HR: 1	SF: 1 SAC: 1 DP: 0 HBP: 0	WP: 0 PB: 0 SB: 1 CS: 1	PA: 40
PITCHER	IP WLS BF H R ER SO BB IBB HBP BLK WP HR S P ERA WHIP																					
Andy Benes, R (1, 1) ERA: 5.06	6.0 W 25 5 3 3 6 3 0 0 0 0 1 65 106 4.50 1.333																					
Heathcliff Slocumb, R (7, 1) ERA: 2.7	1.2 H 8 3 1 1 1 0 0 0 0 0 0 17 26 5.40 1.800																					
Dave Veres, R (8, 1) ERA: 3.38	1.1 S 6 1 0 0 4 1 0 0 0 0 0 0 17 29 0.00 1.500																					

livebaseballscorecards.com

AB	33
R	4
H	9
RBI	4
BB	4
SO	11
LOB	14



Batter	1	2	3	4	5	6	7	8	9	AB R H RBI BB SO LOB	TOP														
Al Martin, L (1, 7) OBP: 0.373, SLG: 0.587	2-3 K		1-2 CS	0-0 F8			1-3 K		0-1 G4-3-6 1B	4 0 1 0 0 2 0	<p>San Diego Padres @ St. Louis Cardinals Busch Stadium, St. Louis, MO Wed Apr 19 2000, 7:10 PM CDT Att. 27,997 - Cloudy - 85 F</p> <p>livebaseballscorecards.com</p> <table border="1"> <tr><td>AB</td><td>30</td></tr> <tr><td>R</td><td>3</td></tr> <tr><td>H</td><td>6</td></tr> <tr><td>RBI</td><td>3</td></tr> <tr><td>BB</td><td>0</td></tr> <tr><td>SO</td><td>7</td></tr> <tr><td>LOB</td><td>3</td></tr> </table> 	AB	30	R	3	H	6	RBI	3	BB	0	SO	7	LOB	3
AB	30																								
R	3																								
H	6																								
RBI	3																								
BB	0																								
SO	7																								
LOB	3																								
Damian Jackson, R (1, 6) OBP: 0.406, SLG: 0.492	0-3 K			0-0 P3			1-1 G4-3 3B		2-1 G4-3-6 1-2f	4 1 1 0 0 1 1															
Tony Gwynn, L (1, 9) OBP: 0.182, SLG: 0.200	2-1 G1-3			2-1 F9			1-2 G4-3 3-H		3-2 G4-3	4 0 0 1 0 0 0															
Phil Nevin, R (1, 5) OBP: 0.387, SLG: 0.724		3-2 G4-6-3 1B			3-3 K		2-1 G6-3			3 0 1 0 0 1 0															
Ryan Klesko, L (1, 3) OBP: 0.231, SLG: 0.451		2-2 G4-6-3 1-2f			0-0 G3			1-1 F8		3 0 0 0 0 0 1															
Bret Boone, R (1, 4) OBP: 0.288, SLG: 0.375		0-1 G6-3			3-1 F9			0-0 L9		3 0 0 0 0 0 0															
Eric Owens, R (1, 8) OBP: 0.436, SLG: 0.431			1-3 K			0-2 G3		1-2 HR 1B		3 1 1 0 0 1 0															
Wiki Gonzalez, R (1, 2) OBP: 0.429, SLG: 0.581			1-0 CS 1B			1-1 L3		1-0 HR 1-H		3 1 2 2 0 0 0															
Sterling Hitchcock, L (1, 1) Will Cunnane, R (7, 1) Ed Sprague, R (8, PH) Kevin Walker, L (8, 1) Carlos Almanzar, R (8, 1)			0-3 K			2-3 K		3-1 L8		2 0 0 0 0 2 1 0 0 0 0 0 0 0 1 0															
Inning Stats	R: 0 E: 0 K: 2 S: 8	H: 0 LOB: 0 BB: 0 P: 12	R: 0 E: 0 K: 0 S: 9	H: 1 LOB: 0 BB: 0 P: 14	R: 0 E: 0 K: 2 S: 11	H: 1 LOB: 0 BB: 0 P: 14	R: 0 E: 0 K: 0 S: 4	H: 0 LOB: 0 BB: 0 P: 6	R: 0 E: 0 K: 1 S: 6	H: 0 LOB: 0 BB: 0 P: 12	R: 0 E: 0 K: 1 S: 8	H: 0 LOB: 0 BB: 0 P: 11	R: 1 E: 0 K: 1 S: 13	H: 1 LOB: 0 BB: 0 P: 18	R: 2 E: 0 K: 0 S: 9	H: 2 LOB: 0 BB: 0 P: 15	R: 0 E: 0 K: 0 S: 9	H: 1 LOB: 0 BB: 0 P: 14	1B: 4 2B: 0 3B: 1 HR: 1	SF: 0 SAC: 0 DP: 2 HBP: 0	WP: 0 PB: 0 SB: 0 CS: 1	PA: 31			
PITCHER	IP WLS BF H R ER SO BB IBB HBP BLK WP HR S P ERA WHIP																								
Darryl Kile, R (1, 1) ERA: 6.86	8.0 W 27 5 3 3 7 0 0 0 0 0 1 68 102 3.38 0.625																								
Dave Veres, R (9, 1) ERA: 3.0	1.0 S 3 1 0 0 0 0 0 0 0 0 0 9 14 0.00 1.000																								

Batter	1	2	3	4	5	6	7	8	9	AB R H RBI BB SO LOB	TOP	
Al Martin, L (1, 7) OBP: 0.375, SLG: 0.574	0-3 K		0-0 G3		1-0 PB BB 1B	3-2 G5-3		3-2 1B		5 0 2 0 0 1 1		
Damian Jackson, R (1, 6) OBP: 0.406, SLG: 0.468	4-2 BB BB BB		2-2 F8		4-0 PB 1B		2-1 P4	3-2 F7		3 0 0 0 2 0 2		
Eric Owens, R (1, 8) OBP: 0.433, SLG: 0.407	4-2 BB 1-2 BB		4-1 BB		1-2 G1-3 1-2 2-3		1-1 P4		0-0 P3	3 0 0 0 2 0 2		
Phil Nevin, R (1, 5) OBP: 0.391, SLG: 0.712 David Newhan, L (3, 5) OBP: 0.350, SLG: 0.438	4-2 BB 1-2 2-3 BB		2-3 K		4-2 FC6-4 BB		4-1 FC6-4 1B BB		0-0 F8	1 0 0 0 1 1 1 1 0 0 0 2 0 0		
Ed Sprague, R (1, 3) OBP: 0.296, SLG: 0.667 Kevin Walker, L (5, 1) OBP: 1.000, SLG: 1.000 Will Cunnane, R (7, 1) Matt Whisenant, R (8, 1) Ryan Klesko, L (9, PH) OBP: 0.226, SLG: 0.442	1-3 K			1-2 G5-3	2-2 FC6-4 1-2f		2-1 FC6-4 1B		0-0 G4-3	3 0 0 0 0 1 6 1 0 1 0 0 0 0 0 0 0 0 0 0 0 0 0 0 0 0 0 0 1 0 0 0 0 0 0		
Bret Boone, R (1, 4) OBP: 0.279, SLG: 0.362 Mike Darr, L (5, 9) OBP: 0.267, SLG: 0.083	3-1 F2			3-1 F9		2-3 K	1-1 FC6-4 1-2f 2-3			2 0 0 0 0 0 3 2 0 0 0 0 1 2		
Wiki Gonzalez, R (1, 2) OBP: 0.462, SLG: 0.576		2-0 G6-4-3 1B		4-1 BB		4-0 2B G5-3 BB		0-0 L7		2 1 1 0 2 0 0		
John Roskos, R (1, 9) OBP: 0.071, SLG: 0.143		2-3 K		0-1 F8		0-0 2B		2-3 K		4 0 1 0 0 2 2		
Brian Boehringer, S (1, 1) OBP: 0.250, SLG: 0.500 Vicente Palacios, R (4, 1) Chris Gomez, R (4, 4) OBP: 0.375, SLG: 0.286		2-2 G6-4-3 1-2f			1-1 G4-3	3-2 G5-3 3-H		1-2 1B 1B		1 0 0 0 0 0 1 0 0 0 0 0 0 0 3 0 1 1 0 0 1		
Inning Stats	R: 0 H: 0 E: 0 LOB: 3 K: 2 BB: 3 S: 20 P: 36	R: 0 H: 1 E: 0 LOB: 0 K: 1 BB: 0 S: 9 P: 15	R: 0 H: 0 E: 0 LOB: 1 K: 1 BB: 1 S: 9 P: 17	R: 0 H: 0 E: 0 LOB: 1 K: 0 BB: 1 S: 8 P: 16	R: 0 H: 1 E: 0 LOB: 3 K: 0 BB: 2 S: 13 P: 26	R: 1 H: 1 E: 0 LOB: 1 K: 1 BB: 1 S: 10 P: 22	R: 0 H: 1 E: 0 LOB: 2 K: 0 BB: 1 S: 9 P: 19	R: 0 H: 2 E: 0 LOB: 2 K: 1 BB: 0 S: 15 P: 24	R: 0 H: 0 E: 0 LOB: 0 K: 0 BB: 0 S: 3 P: 3	1B: 5 SF: 0 2B: 1 SAC: 0 3B: 0 DP: 1 HR: 0 HBP: 0	WP: 0 PA: 41 PB: 1 SB: 0 CS: 0	
PITCHER	IP WLS BF H R ER SO BB IBB HBP BLK WP HR S P ERA WHIP											
Rick Ankiel, L (1, 1) ERA: 3.0	5.0 W 23 2 0 0 4 7 0 0 0 0 0 0 59 110 0.00 1.800											
Gene Stechschulte, R (6, 1) ERA: 9.0	1.0 5 1 1 1 1 1 0 0 0 0 0 0 10 22 9.00 2.000											
Mike Mohler, L (7, 1) ERA: 10.38	1.0 5 1 0 0 0 1 0 0 0 0 0 0 9 19 0.00 2.000											
David Wainhouse, R (8, 1) ERA: 8.59	1.0 5 2 0 0 1 0 0 0 0 0 0 0 15 24 0.00 2.000											
Mike James, R (9, 1) ERA:	1.0 3 0 0 0 0 0 0 0 0 0 0 0 3 3 0.00 0.000											

San Diego Padres @ St. Louis Cardinals
 Busch Stadium, St. Louis, MO
 Thu Apr 20 2000, 7:10 PM CDT
 Att. 32,510 - Cloudy - 52 F

AB	32
R	1
H	6
RBI	1
BB	9
SO	6
LOB	21



WP: 0	PA: 41
PB: 1	
SB: 0	
CS: 0	

PITCHER	IP	WLS	BF	H	R	ER	SO	BB	IBB	HBP	BLK	WP	HR	S	P	ERA	WHIP
Rick Ankiel, L (1, 1) ERA: 3.0	5.0	W	23	2	0	0	4	7	0	0	0	0	0	59	110	0.00	1.800
Gene Stechschulte, R (6, 1) ERA: 9.0	1.0		5	1	1	1	1	1	0	0	0	0	0	10	22	9.00	2.000
Mike Mohler, L (7, 1) ERA: 10.38	1.0		5	1	0	0	0	1	0	0	0	0	0	9	19	0.00	2.000
David Wainhouse, R (8, 1) ERA: 8.59	1.0		5	2	0	0	1	0	0	0	0	0	0	15	24	0.00	2.000
Mike James, R (9, 1) ERA:	1.0		3	0	0	0	0	0	0	0	0	0	0	3	3	0.00	0.000

Batter	1	2	3	4	5	6	7	8	9
Fernando Vina, L (1, 4) OBP: 0.449, SLG: 0.543									
Edgar Renteria, R (1, 6) OBP: 0.385, SLG: 0.607 Placido Polanco, R (6, 6) OBP: 0.407, SLG: 0.630									
15 Jim Edmonds, L (1, 8) OBP: 0.542, SLG: 0.833 Mike Matheny, R (6, 3) OBP: 0.440, SLG: 0.537									
Mark McGwire, R (1, 3) OBP: 0.484, SLG: 0.650 Craig Paquette, R (5, PR) OBP: 0.269, SLG: 0.535									
Ray Lankford, L (1, 7) OBP: 0.267, SLG: 0.269									
Fernando Tatis, R (1, 5) OBP: 0.467, SLG: 0.660 Gene Stechschulte, R (6, 1) Mike Mohler, R (7, 1) OBP: 1.000, SLG: 1.000 David Wainhouse, L (8, 1) Mike James, R (9, 1)									
J.D. Drew, L (1, 9) OBP: 0.593, SLG: 1.150									
Eli Marrero, R (1, 2) OBP: 0.400, SLG: 0.857									
Rick Ankiel, L (1, 1) OBP: 0.556, SLG: 1.111 Thomas Howard, S (6, 9) OBP: 0.444, SLG: 1.125									

Inning Stats	R: 6	H: 2	E: 1	LOB: 1	K: 1	P: 21	R: 0	H: 0	E: 0	LOB: 0	K: 1	P: 9	R: 0	H: 1	E: 0	LOB: 1	K: 1	P: 20	R: 4	H: 4	E: 0	LOB: 1	K: 2	P: 15	R: 4	H: 4	E: 1	LOB: 3	K: 1	P: 22	R: 0	H: 1	E: 0	LOB: 2	K: 2	P: 23	R: 0	H: 1	E: 0	LOB: 1	K: 1	P: 12		
	S: 21	P: 44	S: 7	P: 9	S: 9	P: 20	S: 15	P: 27	S: 11	P: 20	S: 14	P: 22	S: 11	P: 20	S: 14	P: 23	S: 12	P: 22																										

PITCHER	IP	WLS	BF	H	R	ER	SO	BB	IBB	HBP	BLK	WP	HR	S	P	ERA	WHIP
Brian Boehringer, R (1, 1) ERA: 6.08	3.0	L	19	5	8	3	3	5	0	0	0	0	1	40	77	9.00	3.333
Vicente Palacios, R (4, 1) ERA: 21.6	1.2		13	5	6	4	3	1	1	0	0	0	2	29	49	21.60	3.600
Kevin Walker, L (5, 1) ERA: 6.0	1.1		8	2	0	0	1	2	0	0	0	1	0	16	31	0.00	3.000
Will Cunnane, R (7, 1) ERA: 3.52	1.0		5	1	0	0	2	1	0	0	0	0	0	14	23	0.00	2.000
Matt Whisenant, L (8, 1) ERA:	1.0		4	1	0	0	1	0	0	0	0	1	0	12	22	0.00	1.000


BOTTOM

AB	R	H	RBI	BB	SO	LOB
6	2	2	0	0	1	1
4	0	0	0	0	1	3
2	0	0	0	0	0	1
3	2	1	0	1	2	2
1	0	1	0	1	0	0
2	2	0	0	2	0	1
2	1	0	0	0	1	3
2	2	2	3	3	0	0
2	1	1	4	2	1	1
0	0	0	0	0	0	0
1	0	1	0	0	0	0
0	0	0	0	0	0	0
0	0	0	0	0	0	0
4	0	1	1	1	3	6
5	2	2	5	0	0	6
3	2	3	1	0	0	0
2	0	0	0	0	1	2

AB 39
R 14
H 14
RBI 14
BB 10
SO 10
LOB 26

WP: 2 **PA: 49**
PB: 0
SB: 0
CS: 1

livebaseballscorecards.com



San Diego Padres @ St. Louis Cardinals
Busch Stadium, St. Louis, MO
 Thu Apr 20 2000, 7:10 PM CDT
 Att: 32,510 - Cloudy - 52 F

Batter	1	2	3	4	5	6	7	8	9	AB	R	H	RBI	BB	SO	LOB
Craig Biggio, R OBP: 0.393, SLG: 0.373 (1, 4)	3-3 K		4-2 BB BB		4-2 BB BB		0-1 F8		0-0 S 1B	3	0	1	0	2	1	1
Roger Cedeno, S OBP: 0.267, SLG: 0.245 (1, 8)	0-0 G5-3		4-0 BB 1-2 BB		0-2 F7		2-2 G4-3		3-3 K 1-2	4	0	0	0	1	1	3
5 Jeff Bagwell, R OBP: 0.406, SLG: 0.679 (1, 3)	2-2 1B		1-3 K			2-2 HR		0-0 BB SF9 2B	1-3 K	5	2	3	1	0	2	3
Ken Caminiti, S OBP: 0.395, SLG: 0.433 (1, 5)	0-0 G4-3		1-1 F7			2-3 K		4-1 BB BB		3	0	0	0	1	1	3
Richard Hidalgo, R OBP: 0.404, SLG: 0.625 (1, 9)		2-3 K		0-2 L7		0-3 K		2-2 F9		4	0	0	0	0	2	2
Daryle Ward, L OBP: 0.316, SLG: 0.515 (1, 7)		1-0 G6-3		4-0 BB G6-4-3		1-2 1B		4-2 BB 1-2 2-3 BB		2	0	1	0	2	0	0
Tony Eusebio, R OBP: 0.324, SLG: 0.200 (1, 2)		4-2 BB		3-2 BB G6-4-3 1-2f		1-3 K		2-1 SF9 3-H		2	0	0	1	1	1	2
Tim Bogar, R OBP: 0.224, SLG: 0.302 (1, 6)		0-3 K			1-0 F9		0-2 G5-3		2-2 G5-3	4	0	0	0	0	1	3
Jose Lima, R OBP: 0.167, SLG: 0.091 (5, PH)			0-0 P4		1-0 F7		1-0 1B		1-1 F7	1	0	0	0	0	0	0
Russ Johnson, R OBP: 0.167, SLG: 0.091 (6, 1)										1	0	0	0	0	0	0
Mike Madolux, L OBP: 0.341, SLG: 0.342 (7, PH)										1	0	0	0	0	0	0
Bill Spiers, L OBP: 0.341, SLG: 0.342 (8, 1)										1	0	1	0	0	0	0
Jose Cabrera, R OBP: 0.269, SLG: 0.333 (8, 1)										0	0	0	0	0	0	0
Jay Powell, R OBP: 0.269, SLG: 0.333 (9, PH)										0	0	0	0	0	0	0
Mitch Meluskey, S OBP: 0.269, SLG: 0.333 (9, PH)										1	0	0	0	0	0	0

Inning Stats	R: 0	H: 1	E: 0	K: 1	S: 10	R: 0	H: 0	E: 0	K: 2	S: 10	R: 0	H: 0	E: 0	K: 1	S: 10	R: 0	H: 0	E: 0	K: 0	S: 8	R: 0	H: 0	E: 0	K: 0	S: 7	R: 1	H: 2	E: 0	K: 3	S: 16	R: 0	H: 1	E: 0	K: 0	S: 9	R: 1	H: 1	E: 0	K: 0	S: 14	R: 0	H: 1	E: 0	K: 2	S: 9	R: 0	H: 1	E: 0	K: 2	S: 9	1B: 4	SF: 1	2B: 1	SAC: 0	3B: 0	DP: 1	HR: 1	HBP: 0	WP: 0	PA: 39
--------------	------	------	------	------	-------	------	------	------	------	-------	------	------	------	------	-------	------	------	------	------	------	------	------	------	------	------	------	------	------	------	-------	------	------	------	------	------	------	------	------	------	-------	------	------	------	------	------	------	------	------	------	------	-------	-------	-------	--------	-------	-------	-------	--------	-------	--------

PITCHER	IP	WLS	BF	H	R	ER	SO	BB	IBB	HBP	BLK	WP	HR	S	P	ERA	WHIP
Woody Williams, R ERA: 3.28 (1, 1)	7.0	W	29	4	1	1	7	5	0	0	0	0	1	70	114	1.29	1.286
Carlos Almanzar, R ERA: 0.87 (8, 1)	1.0		6	1	1	1	0	2	0	0	0	0	0	14	28	9.00	3.000
Trevor Hoffman, R ERA: 1.5 (9, 1)	1.0		4	1	0	0	2	0	0	0	0	0	0	9	14	0.00	1.000

BOTTOM

San Diego Padres @ Houston Astros
Enron Field, Houston, TX

AB	31
R	2
H	6
RBI	2
BB	7
SO	9
LOB	17



WP	HR	S	P	ERA	WHIP
0	0	0	0	0	0

Fri Apr 21 2000, 8:05 PM EDT
Att: 42,092 - Sunny - 82 F

livebaseballscores.com

Batter	1	2	3	4	5	6	7	8	9	AB	R	H	RBI	BB	SO	LOB	TOP										
Al Martin, L (1, 7) OBP: 0.386, SLG: 0.590	0-1 2B SF7 1B	4-1 3B BB		0-0 G4-6-3 1B		2-2 F7		1-0 PB 1B		4	3	3	0	1	0	0											
Eric Owens, R (1, 8) OBP: 0.459, SLG: 0.478	2-1 SF7 2B	1-1 3B		1-0 L8		0-1 F5		0-1 1B WP 1B		5	2	3	4	0	0	2											
Tony Gwynn, L (1, 9) OBP: 0.222, SLG: 0.233 David Newhan, L (8, PR) OBP: 0.381, SLG: 0.438	0-0 SF7	3-1 G4-3		0-0 G4-6-3				0-2 WP 1B		3	0	1	1	1	0	3											
Phil Nevin, R (1, 5) OBP: 0.380, SLG: 0.685	0-0 SF9			0-0 L8		0-2 WP 1B		2-3 K		0	1	1	1	0	1	2											
Ryan Klesko, L (1, 3) OBP: 0.294, SLG: 0.516	1-1 G4-3			0-0 L6		2-2 G6-3 1B		0-0 S 1B		4	0	2	2	1	0	0											
Bret Boone, R (1, 4) OBP: 0.320, SLG: 0.408				2-1 1B		1-0 F7		3-2 F3		4	1	2	0	1	0	2											
Carlos Hernandez, R (1, 2) OBP: 0.353, SLG: 0.412 Matt Whisenant, R (7, 1) Ed Sprague, R (9, PH) OBP: 0.310, SLG: 0.692 Trevor Hoffman, R (9, 1)				1-0 L1		0-0 G6-3				4	0	0	0	0	2	5											
Chris Gomez, R (1, 6) OBP: 0.308, SLG: 0.182				1-2 1B		1-2 K		4-1 PB 1B		1	0	0	0	0	0	0											
Brian Meadows, R (1, 1) OBP: 0.250, SLG: 0.250 John Roskos, R (6, PH) OBP: 0.125, SLG: 0.133 Kevin Walker, L (6, 1) OBP: 1.000, SLG: 1.000 Carlos Almanzar, R (7, 1) Wiki Gonzalez, R (7, 2) OBP: 0.422, SLG: 0.513				0-2 3B 1B		1-0 G4-6-3 1B		3-2 P6		2	1	2	2	0	0	0											
Inning Stats	R: 2 E: 0 K: 0 S: 8	H: 2 LOB: 0 BB: 0 P: 11	R: 3 E: 0 K: 1 S: 17	H: 3 LOB: 1 BB: 1 P: 29	R: 0 E: 0 K: 0 S: 5	H: 1 LOB: 1 BB: 0 P: 8	R: 1 E: 1 K: 0 S: 6	H: 2 LOB: 1 BB: 0 P: 10	R: 1 E: 0 K: 1 S: 12	H: 2 LOB: 1 BB: 0 P: 16	R: 0 E: 0 K: 1 S: 9	H: 0 LOB: 0 BB: 0 P: 13	R: 0 E: 0 K: 1 S: 9	H: 0 LOB: 2 BB: 3 P: 25	R: 4 E: 0 K: 1 S: 20	H: 4 LOB: 2 BB: 1 P: 33	R: 0 E: 0 K: 2 S: 8	H: 0 LOB: 0 BB: 0 P: 11	1B: 11 2B: 2 3B: 1 HR: 0	SF: 2 SAC: 0 DP: 2 HBP: 0	WP: 3 PB: 1 SB: 2 CS: 0	PA: 45					
PITCHER	IP	WLS	BF	H	R	ER	SO	BB	IBB	HBP	BLK	WP	HR	S	P	ERA	WHIP										
Scott Elarton, R (1, 1) ERA: 9.0	6.0		29	10	7	6	3	1	0	0	0	1	0	57	87	9.00	1.833										
Octavio Dotel, R (7, 1) ERA: 5.21	1.0		5	0	0	0	1	2	1	0	0	0	0	9	25	0.00	2.000										
Jay Powell, R (8, 1) ERA: 4.82	0.1	H	4	2	3	3	0	1	0	0	0	0	0	8	16	81.00	9.000										
Billy Wagner, L (8, 1) ERA: 3.0	0.2	L	4	2	1	1	1	0	0	0	0	1	0	12	17	13.50	3.000										
Mike Maddux, R (9, 1) ERA: 3.6	1.0		3	0	0	0	2	0	0	0	0	0	0	8	11	0.00	0.000										

San Diego Padres @ Houston Astros
 Enron Field, Houston, TX
 Sun Apr 23 2000, 3:05 PM EDT
 Att. 38,695 - Cloudy - 80 F

livebaseballscorecards.com

AB	38
R	11
H	14
RBI	10
BB	5
SO	7
LOB	17



Batter	1	2	3	4	5	6	7	8	9	AB	R	H	RBI	BB	SO	LOB
Craig Biggio, R OBP: 0.394, SLG: 0.383 (1, 4)	0-1 BB 5 1B	0-2 P6		1-1 F3			3-2 5 HBP SF8 BB 1B	0-0 F9		5	2	2	0	0	0	2
Roger Cedeno, S OBP: 0.314, SLG: 0.271 (1, 8)	4-1 5 1B HR BB	0-0 G4-3		2-3 K			4-2 SF8 5 HBP 2B BB	1-3 K		3	2	0	0	2	2	2
5 Jeff Bagwell, R OBP: 0.405, SLG: 0.677 (1, 3)	2-2 HR 1B		0-0 G5-3		0-1 S 1B		2-2 2B 2B HBP		3-3 K	4	2	2	1	0	1	0
Ken Caminiti, S OBP: 0.426, SLG: 0.694 (1, 5)	2-2 HR		3-2 HR		1-3 K		1-1 SF8		0-3 K	3	2	2	5	0	1	1
Jay Powell, R (8, 1)							2-3 3-H			0	0	0	0	0	0	0
Russ Johnson, R OBP: 0.167, SLG: 0.091 (8, 5)	1-H 2-H HR						1-0			0	0	0	0	0	0	0
Daryle Ward, L OBP: 0.286, SLG: 0.459 (9, PH)							1-3 3-H 2B			1	0	0	0	0	1	0
Moises Alou, R OBP: 0.405, SLG: 0.694 (1, 9)	0-1 F7		1-2 L6		0-0 L7		1-3 2B		1-1 F8	5	1	1	1	0	0	1
Richard Hidalgo, R OBP: 0.379, SLG: 0.545 (1, 7)	1-1 CS HBP		1-0 G5-3		3-3 K		1-3 K			3	0	0	0	0	2	3
Mitch Meluskey, S OBP: 0.281, SLG: 0.467 (1, 2)	2-2 P6 1-2			1-1 HR			1-0 G4-3		1-0 2B	4	1	2	3	0	0	1
Bill Spiers, L OBP: 0.347, SLG: 0.333 (1, 6)				0-0 SH3-4 1B			1-3 K		2-1 F7	3	0	1	0	1	1	1
Billy Wagner, L (8, 5)							2-1 3-H			0	0	0	0	0	0	0
Mike Maddux, L (9, 1)							2-1 3-H			0	0	0	0	0	0	0
Scott Elarton, R (1, 1)							0-0 P4		3-2 G5-3	0	0	0	0	0	0	0
Matt Mieske, R (6, PH)										1	0	0	0	0	0	0
Octavio Dotel, R (7, 1)										0	0	0	0	0	0	0
Tim Bogar, R OBP: 0.236, SLG: 0.277 (8, 6)										1	0	0	0	0	0	0

Inning Stats	R: 4	H: 3	E: 0	LOB: 0	K: 0	S: 15	P: 26	R: 0	H: 0	E: 0	LOB: 1	K: 0	S: 6	P: 10	R: 1	H: 1	E: 0	LOB: 0	K: 0	S: 15	P: 20	R: 0	H: 1	E: 0	LOB: 1	K: 2	S: 10	P: 14	R: 0	H: 0	E: 0	LOB: 0	K: 1	S: 6	P: 9	R: 4	H: 3	E: 0	LOB: 1	K: 1	S: 18	P: 33	R: 0	H: 0	E: 0	LOB: 0	K: 1	S: 9	P: 13	R: 0	H: 0	E: 0	LOB: 0	K: 2	S: 10	P: 14	1B: 5	SF: 1	2B: 2	SAC: 2	3B: 0	DP: 0	HR: 3	HBP: 2	WP: 0	PA: 41
--------------	------	------	------	--------	------	-------	-------	------	------	------	--------	------	------	-------	------	------	------	--------	------	-------	-------	------	------	------	--------	------	-------	-------	------	------	------	--------	------	------	------	------	------	------	--------	------	-------	-------	------	------	------	--------	------	------	-------	------	------	------	--------	------	-------	-------	-------	-------	-------	--------	-------	-------	-------	--------	-------	--------

PITCHER	IP	WLS	BF	H	R	ER	SO	BB	IBB	HBP	BLK	WP	HR	S	P	ERA	WHIP
Brian Meadows, R ERA: 6.17 (1, 1)	5.0		24	7	6	6	3	2	0	1	0	0	3	57	85	10.80	1.800
Kevin Walker, L ERA: 9.0 (6, 1)	1.0	H	5	1	2	2	1	1	0	0	0	0	0	13	23	18.00	2.000
Carlos Almanzar, R ERA: 2.19 (7, 1)	0.2	B	5	2	2	2	1	0	0	1	0	0	0	9	15	27.00	3.000
Matt Whisenant, L ERA: (7, 1)	1.1	W	4	0	0	0	1	0	0	0	0	0	0	11	17	0.00	0.000
Trevor Hoffman, R ERA: 1.13 (9, 1)	1.0	S	3	0	0	0	2	0	0	0	0	0	0	10	14	0.00	0.000

BOTTOM

San Diego Padres @ Houston Astros
Enron Field, Houston, TX
Sun Apr 23 2000, 3:05 PM EDT
Att: 38,695 - Cloudy - 80 F

livebaseballscorecards.com

AB	33
R	10
H	10
RBI	10
BB	3
SO	8
LOB	11



Batter	1	2	3	4	5	6	7	8	9	10	11	AB R H RBI BB SO LOB	TOP
Al Martin, L OBP: 0.387, SLG: 0.580 (1, 7)	G3-1		1B			1B	L4		G3			5 1 2 0 0 0 1	San Diego Padres @ Pittsburgh Pirates Three Rivers Stadium, Pittsburgh, PA Tue Apr 25 2000, 7:05 PM EDT Att: 12,295 - Sunny - 63 F
Damian Jackson, R OBP: 0.405, SLG: 0.487 (1, 6)	F9		K			1B		F8 G4-3 1B		K		5 2 2 0 0 2 1	
Tony Gwynn, L OBP: 0.250, SLG: 0.265 Trevor Hoffman, R (9, 1)	K					1B		G4-3		1B		4 0 2 2 0 1 1	
Ed Sprague, R OBP: 0.333, SLG: 0.704 (10, PH)	K					1B		1B		1B		0 0 0 0 0 0 0	
Phil Nevin, R OBP: 0.393, SLG: 0.679 (1, 5)						1B		F8		1B		1 0 1 0 0 0 0	
Ryan Klesko, L OBP: 0.301, SLG: 0.500 Carlos Almanzar, R (10, 1)						1B		2-0		1B		5 0 3 0 0 0 2	
Bret Boone, R OBP: 0.313, SLG: 0.395 (1, 4)						1B		4-2		K		4 0 1 0 1 1 5	
Eric Owens, R OBP: 0.443, SLG: 0.458 (1, 8)						1B		2-2		K		0 0 0 0 0 0 0	
Carlos Hernandez, R OBP: 0.318, SLG: 0.333 (1, 2)						1B		1-2		G4-3		5 0 1 1 0 4 6	
Sterling Hitchcock, L David Newhan, L Matt Whisenant, R Donne Wall, R 29 Kory DeHaan, L						1B		0-0		G4-3		5 0 1 0 0 1 3	
						1B		0-0		G5-3		4 0 0 0 0 1 0	
						1B		0-0		K		2 0 0 0 0 1 0	
						1B		0-0		K		1 0 0 0 0 0 0	
						1B		0-0		K		0 0 0 0 0 0 0	
						1B		0-0		K		0 0 0 0 0 0 0	
						1B		0-0		K		2 0 0 0 0 2 2	
Inning Stats	R: 0 H: 0 E: 0 K: 1 S: 5	R: 0 H: 1 E: 0 K: 1 S: 8	R: 0 H: 1 E: 0 K: 2 S: 10	R: 0 H: 2 E: 0 K: 1 S: 10	R: 0 H: 0 E: 0 K: 2 S: 8	R: 2 H: 4 E: 0 K: 1 S: 17	R: 0 H: 0 E: 0 K: 0 S: 7	R: 1 H: 2 E: 0 K: 0 S: 13	R: 0 H: 1 E: 0 K: 1 S: 9	R: 0 H: 2 E: 0 K: 3 S: 15	R: 0 H: 0 E: 0 K: 1 S: 9	1B: 12 SF: 0 2B: 2 SAC: 0 3B: 0 DP: 2 HR: 0 HBP: 1	WP: 0 PA: 45 PB: 0 SB: 2 CS: 2
PITCHER	IP WLS BF H R ER SO BB IBB HBP BLK WP HR S P ERA WHIP												
Todd Ritchie, R ERA: 2.28	(1, 1) 7.2 31 9 3 3 8 0 0 0 0 0 0 0 73 106 3.52 1.174												
Jason Christiansen, L ERA: 1.04	(8, 1) 0.0 1 0 0 0 0 1 0 0 0 0 0 0 2 6 ∞ ∞												
Mike Garcia, R ERA: 15.43	(8, 1) 0.1 1 1 0 0 0 0 0 0 0 0 0 0 3 5 0.00 3.000												
Mike Williams, R ERA: 1.13	(9, 1) 1.0 4 1 0 0 1 0 0 0 1 0 0 0 9 18 0.00 1.000												
Jose Silva, R ERA: 3.75	(10, 1) 1.2 7 2 0 0 3 0 0 0 0 0 0 0 21 34 0.00 1.200												
PITCHER	IP WLS BF H R ER SO BB IBB HBP BLK WP HR S P ERA WHIP												
Scott Sauerbeck, L ERA: 5.73	(11, 1) 0.1 W 1 0 0 0 1 0 0 0 0 0 0 0 1 3 0.00 0.000												

livebaseballscorecards.com

AB	43
R	3
H	13
RBI	3
BB	1
SO	13
LOB	21



Batter	1	2	3	4	5	6	7	8	9	AB	R	H	RBI	BB	SO	LOB	TOP										
Al Martin, L (1, 7) OBP: 0.388, SLG: 0.565	1-2 G4-3 2B 1B	0-0 F8		2-2 G4-6-3 HBP		2-3 K		0-0 G4-3		4	1	1	0	0	1	2											
Damian Jackson, R (1, 6) OBP: 0.382, SLG: 0.457	1-3 K	2-3 K		0-0 G4-6-3 1-2f			1-2 G6-3		0-1 E6 E	5	1	0	0	0	2	3											
Tony Gwynn, L (1, 9) OBP: 0.267, SLG: 0.289	2-1 G4-3 1-2	3-2 G4-3			4-1 2B BB		0-1 2B		1-0 E4 HR	4	1	1	0	1	0	2											
Phil Nevin, R (1, 5) OBP: 0.382, SLG: 0.646	4-2 2B BB			2-1 G3-1		0-3 K		3-2 G5-3		0-3 K	4	1	0	0	1	2	3										
Ed Sprague, R (1, 3) OBP: 0.382, SLG: 0.806	2-2 1B 1B 2B			0-0 1B 2B		0-0 2B		1-0 P4		2-1 HR	4	2	3	2	0	0	1										
Ryan Klesko, L (9, PH) OBP: 0.311, SLG: 0.551	1-H 2-H			1-3 2B		1-3 2B			1-H	1	1	1	2	0	0	0											
Bret Boone, R (1, 4) OBP: 0.329, SLG: 0.400	3-0 1B 2-3 1B			0-2 1B		1-2 F9		4-1 1B SF9 BB		0-3 K	4	1	2	1	1	1	2										
Eric Owens, R (1, 8) OBP: 0.429, SLG: 0.442	1-0 FC4-6 1-3 1B			2-3 K		1-1 G1-3		0-3 K		2-1 G6-3	5	0	1	1	0	2	4										
Wiki Gonzalez, R (1, 2) OBP: 0.408, SLG: 0.488	1-0 FC4-6 1-2f			2-3 K			1-1 G6-3		3-2 1B	4	0	1	0	0	1	3											
Woody Williams, R (1, 1) OBP: 0.214, SLG: 0.182				2-1 G6-3			2-3 K		0-1 SF9	3	0	0	0	0	0	2	0										
Will Cumane, R (6, 1)										0	0	0	0	0	0	0	0										
David Newhan, L (8, PH) OBP: 0.384, SLG: 0.412										0	0	0	0	0	0	0	0										
Carlos Hernandez, R (8, PH) OBP: 0.394, SLG: 0.333										0	0	0	1	0	0	0	0										
Vicente Palacios, R (8, 1)										0	0	0	0	0	0	0	0										
Matt Whisenant, R (9, 1)										0	0	0	0	0	0	0	0										
Inning Stats	R: 3 E: 0 K: 1 S: 16	H: 4 LOB: 2 BB: 1 P: 31	R: 0 E: 0 K: 2 S: 12	H: 0 LOB: 1 BB: 0 P: 18	R: 1 E: 0 K: 2 S: 12	H: 2 LOB: 1 BB: 0 P: 18	R: 0 E: 0 K: 0 S: 5	H: 0 LOB: 0 BB: 0 P: 9	R: 0 E: 0 K: 1 S: 10	H: 1 LOB: 2 BB: 1 P: 16	R: 0 E: 0 K: 2 S: 8	H: 0 LOB: 0 BB: 0 P: 13	R: 0 E: 0 K: 0 S: 9	H: 1 LOB: 1 BB: 0 P: 14	R: 1 E: 0 K: 1 S: 11	H: 1 LOB: 1 BB: 1 P: 18	R: 3 E: 2 K: 2 S: 13	H: 1 LOB: 0 BB: 0 P: 18	1B: 5 2B: 4 3B: 0 HR: 1	SF: 1 SAC: 0 DP: 1 HBP: 1	WP: 0 PB: 1 SB: 1 CS: 0	PA: 43					
PITCHER	IP	WLS	BF	H	R	ER	SO	BB	IBB	HBP	BLK	WP	HR	S	P	ERA	WHIP										
Jimmy Anderson, L (1, 1) ERA: 4.37	4.1		23	7	4	4	6	2	0	1	0	0	0	50	85	8.31	2.077										
Mike Garcia, R (5, 1) ERA: 7.2	2.2		9	1	0	0	2	0	0	0	0	0	0	22	34	0.00	0.375										
Brad Clontz, R (8, 1) ERA: 5.4	0.1		3	1	1	1	1	1	0	0	0	0	0	8	15	27.00	6.000										
Jason Christiansen, L (8, 1) ERA: 0.96	0.2	H	2	0	0	0	0	0	0	0	0	0	0	3	3	0.00	0.000										
Mike Williams, R (9, 1) ERA: 1.0	1.0	W	6	1	3	0	2	0	0	0	0	0	1	13	18	0.00	1.000										

San Diego Padres @ Pittsburgh Pirates
 Three Rivers Stadium, Pittsburgh, PA
 Wed Apr 26 2000, 7:05 PM EDT
 Att. 13,765 - Sunny - 62 F

livebaseballscorecards.com

AB	38
R	8
H	10
RBI	7
BB	3
SO	11
LOB	20



BOTTOM

San Diego Padres @ Pittsburgh Pirates
 Three Rivers Stadium, Pittsburgh, PA

Wed Apr 26 2000, 7:05 PM EDT
 Att. 13,765 - Sunny - 62 F

livebaseballscorecards.com

AB	36
R	9
H	12
RBI	9
BB	4
SO	9
LOB	7



WP: 0	PA: 40
PB: 0	
SB: 1	
CS: 1	

AB	R	H	RBI	BB	SO	LOB
4	1	1	2	0	2	0
0	1	0	0	1	0	0

5	1	2	0	0	0	1
---	---	---	---	---	---	---

4	1	2	2	1	1	0
---	---	---	---	---	---	---

4	1	3	1	1	1	2
---	---	---	---	---	---	---

4	1	2	0	0	1	2
---	---	---	---	---	---	---

3	1	0	0	1	0	1
0	0	0	0	0	0	0

4	1	1	4	0	2	1
---	---	---	---	---	---	---

4	0	0	0	0	0	0
---	---	---	---	---	---	---

1	0	0	0	0	0	0
2	1	1	0	0	1	0
0	0	0	0	0	0	0
0	0	0	0	0	0	0
1	0	0	0	0	1	0

1B: 7	SF: 0
2B: 4	SAC: 0
3B: 0	DP: 2
HR: 3	HBP: 0

Batter	1	2	3	4	5	6	7	8	9
Chad Hermansen, R (1, 8) OBP: 0.273, SLG: 0.327 John Vander Wal, L (9, PH) OBP: 0.433, SLG: 0.692	1-3 K		1-3 K		0-0 HR	1-2 G4-3			4-0 S 1B BB
Warren Morris, L (1, 4) OBP: 0.429, SLG: 0.339	2-1 18 HR 1B		2-0 1B 1B		0-0 G4-3		1-0 F7		2-2 G5-3 1-2
18 Jason Kendall, R (1, 2) OBP: 0.446, SLG: 0.442	1-0 HR		1-2 1B		1-2 F9		3-3 K		4-0 1B IBB
Brian Giles, L (1, 9)	0-0 L5-4 2B		1-3 K			1-1 2B HR 1B		4-0 BB	1-0 1B 1-2 2-H
Kevin Young, R (1, 3) OBP: 0.278, SLG: 0.378	0-1 L5-4 2-3			1-1 FC5-4 1B		2-1 HR 2B		1-3 K	
Wil Cordero, R (1, 7) OBP: 0.225, SLG: 0.329 Mike Williams, R (9, 1)		3-1 G4-3		0-2 FC5-4 CS 1-2f		4-2 HR BB		1-0 P4	
Pat Meares, R (1, 6)		0-1 G6-3		1-3 K 1-2		1-0 HR 1-H 2-H 3-H		1-3 K	
Luis Sojo, R (1, 5) OBP: 0.192, SLG: 0.160		1-1 G6-3			2-0 P6	0-1 F8		1-1 F9	
Jimmy Anderson, L (1, 1) Mike Garcia, R (5, 1) Brad Clontz, R (8, 1) Jason Christiansen, R (8, 1) Adrian Brown, S (9, 7) OBP: 0.308, SLG: 0.538			0-1 G6-3		2-1 HR 1B	0-3 K			3-3 K

Inning Stats	R: 2	H: 3	E: 0	K: 1	S: 10	H: 0	LOB: 0	BB: 0	P: 14	R: 0	H: 0	E: 0	K: 0	S: 6	H: 0	LOB: 0	BB: 0	P: 10	R: 0	H: 2	E: 0	K: 2	S: 16	H: 1	LOB: 1	BB: 0	P: 10	R: 2	H: 2	E: 0	K: 0	S: 9	H: 3	LOB: 0	BB: 1	P: 25	R: 0	H: 0	E: 0	K: 2	S: 9	H: 0	LOB: 1	BB: 1	P: 18	R: 0	H: 0	E: 0	K: 1	S: 6	H: 0	LOB: 0	BB: 0	P: 9	R: 1	H: 1	E: 0	K: 1	S: 9	H: 1	LOB: 2	BB: 2	P: 23	1B: 7	SF: 0	2B: 4	SAC: 0	3B: 0	DP: 2	HR: 3	HBP: 0	WP: 0	PA: 40
--------------	------	------	------	------	-------	------	--------	-------	-------	------	------	------	------	------	------	--------	-------	-------	------	------	------	------	-------	------	--------	-------	-------	------	------	------	------	------	------	--------	-------	-------	------	------	------	------	------	------	--------	-------	-------	------	------	------	------	------	------	--------	-------	------	------	------	------	------	------	------	--------	-------	-------	-------	-------	-------	--------	-------	-------	-------	--------	-------	--------

PITCHER	IP	WLS	BF	H	R	ER	SO	BB	IBB	HBP	BLK	WP	HR	S	P	ERA	WHIP
Woody Williams, R (1, 1) ERA: 5.16	5.0		25	11	8	8	4	1	0	0	0	0	3	57	85	14.40	2.400
Will Cunnane, R (6, 1) ERA: 2.53	2.0		7	0	0	0	3	1	0	0	0	0	0	17	27	0.00	0.500
Vicente Palacios, R (8, 1) ERA: 12.0	1.1	L	4	0	0	0	2	0	0	0	0	0	0	9	15	0.00	0.000
Matt Whisenant, L (9, 1) ERA: 1.59	0.1		4	1	1	1	0	1	1	0	0	0	0	6	17	27.00	6.000

Batter	1	2	3	4	5	6	7	8	9	AB	R	H	RBI	BB	SO	LOB
Adrian Brown, S OBP: 0.267, SLG: 0.467 (1, 8) C X	0-1 L1 ①		2-2 G5-3 ①		1-3 K ②		0-0 F8 ②			4	0	0	0	0	1	3
Warren Morris, L OBP: 0.419, SLG: 0.322 (1, 4) B X	1-0 G6-3 ②		3-3 K ②		4-1 K ② 1-2 2-3 HR BB		3-3 K ③			3	1	0	0	1	2	1
John Vander Wal, L OBP: 0.412, SLG: 0.733 (1, 3) C B F X	2-2 F7 ③		0-1 G4-3 ③		0-2 K ③ 1-H 2-H 3-H HR			3-2 G3 ①		4	1	1	4	0	0	0
Brian Giles, L OBP: 0.415, SLG: 0.625 (1, 9) B B C B B X		4-1 1B WP BB		2-1 G1-3 ①	3-3 K ③			1-0 F8 ②		3	0	0	0	1	1	0
Wil Cordero, R OBP: 0.226, SLG: 0.325 (1, 7) C B B X		2-1 BB 1B		0-3 K ②		1-1 F8 ①		1-0 F9 ③		4	0	1	0	0	1	0
Pat Meares, R OBP: 0.272, SLG: 0.360 (1, 6) C B B X		1-2 L6 ①		0-0 G1-3 ③		2-1 F7 ②			1-0 F9 ①	4	0	0	0	0	0	2
Aramis Ramirez, R OBP: 0.219, SLG: 0.250 (1, 5) B B X		1-1 P3 ②			0-0 G5-3 ①	0-1 G5-3 ③			0-1 F9 ②	4	0	0	0	0	0	2
Keith Osik, R OBP: 0.500, SLG: 0.857 (1, 2) B B B B		4-0 BB			3-2 BB HBP HR 1B		1-2 G6-3 ①		0-1 G3 ③	3	1	1	0	1	0	0
Jose Parra, R (1, 1) Bruce Aven, R (2, PH) Brad Clontz, R (3, 1) Scott Sauerbeck, R (6, 1) Luis Sojo, R (7, PH) Jose Silva, R (8, 1)		2-3 K ③			4-2 BB HR HBP		2-1 1B			0	0	0	0	0	0	0

Inning Stats	R: 0	H: 0	E: 0	K: 0	S: 6	H: 0	LOB: 0	BB: 0	P: 9	R: 0	H: 1	E: 0	K: 1	S: 11	H: 0	LOB: 3	BB: 2	P: 25	R: 0	H: 0	E: 0	K: 1	S: 8	H: 0	LOB: 0	BB: 0	P: 13	R: 0	H: 0	E: 0	K: 1	S: 6	H: 0	LOB: 0	BB: 0	P: 8	R: 4	H: 2	E: 0	K: 2	S: 17	H: 0	LOB: 0	BB: 1	P: 32	R: 0	H: 0	E: 0	K: 0	S: 6	H: 0	LOB: 0	BB: 0	P: 9	R: 0	H: 1	E: 0	K: 1	S: 9	H: 0	LOB: 1	BB: 0	P: 15	R: 0	H: 0	E: 0	K: 0	S: 5	H: 0	LOB: 0	BB: 0	P: 10	R: 0	H: 0	E: 0	K: 0	S: 5	H: 0	LOB: 0	BB: 0	P: 6	1B: 3	SF: 0	2B: 0	SAC: 0	3B: 0	DP: 0	HR: 1	HBP: 1
--------------	------	------	------	------	------	------	--------	-------	------	------	------	------	------	-------	------	--------	-------	-------	------	------	------	------	------	------	--------	-------	-------	------	------	------	------	------	------	--------	-------	------	------	------	------	------	-------	------	--------	-------	-------	------	------	------	------	------	------	--------	-------	------	------	------	------	------	------	------	--------	-------	-------	------	------	------	------	------	------	--------	-------	-------	------	------	------	------	------	------	--------	-------	------	-------	-------	-------	--------	-------	-------	-------	--------

PITCHER	IP	WLS	BF	H	R	ER	SO	BB	IBB	HBP	BLK	WP	HR	S	P	ERA	WHIP
Matt Clement, R ERA: 4.55 (1, 1)	6.0	W	25	3	4	4	5	3	0	1	0	1	1	54	96	6.00	1.000
Donne Wall, R ERA: 3.21 (7, 1)	2.0	H	7	1	0	0	1	0	0	0	0	0	0	14	25	0.00	0.500
Kevin Walker, L ERA: 7.2 (9, 1)	1.0		3	0	0	0	0	0	0	0	0	0	0	5	6	0.00	0.000

BOTTOM

San Diego Padres @ Pittsburgh Pirates
Three Rivers Stadium, Pittsburgh, PA

Thu Apr 27 2000, 1:35 PM EDT
Att. 15,459 - Sunny - 66 F

AB	31
R	4
H	4
RBI	4
BB	3
SO	6
LOB	11



WP	HR	S	P	ERA	WHIP
1	1	3	35		

Batter	1	2	3	4	5	6	7	8	9	AB R H RBI BB SO LOB	TOP	
Rafael Furcal, S OBP: 0.391, SLG: 0.359 (1, 6) B X	1-0 G4-3 ①		2-1 G4-3 ②			3-2 F8 ②		0-3 K ② 3-H		4 0 0 0 0 1 2		
Quilvio Veras, S OBP: 0.402, SLG: 0.373 (1, 4) C X	0-1 F7 ②		1-1 10 CS 1B			3-2 G3-1 ③			1-1 S 10 WP HR HBP	3 1 1 0 0 0 0		
10 Chipper Jones, S OBP: 0.380, SLG: 0.532 (1, 5) B B B	4-0 CS BB		1-0 CS ③ 1-2	0-1 G4-3 ①			0-0 G6-3 ①		4-0 S HR IBB	2 1 0 0 2 0 0		
Andres Galarraga, R OBP: 0.407, SLG: 0.732 (1, 3) C F B	1-2 CS ③ 1-2	0-0 F8 ①		1-3 K ②			0-1 HR		1-3 K ① 1-2 2-3	4 1 1 1 0 2 2		
Brian Jordan, R OBP: 0.244, SLG: 0.222 (1, 9) B B B B		4-0 S 2B BB		1-3 K ③			1-3 K ②		1-0 HR 2-H 3-H	3 2 1 3 1 2 0		
Andruw Jones, R OBP: 0.409, SLG: 0.557 (1, 8) B F X		1-1 1-H 2B			1-1 G5-3 ①		1-1 L6 ③		2-0 F8 PB 1B	4 1 2 1 0 0 0		
Reggie Sanders, R OBP: 0.221, SLG: 0.156 (1, 7) X		0-0 F7 ②			2-0 G5-3 ②			0-0 F8 ① F B B C B X	3-2 F8 ② 1-3	4 0 0 0 0 0 2		
Eddie Pérez, R OBP: 0.211, SLG: 0.263 (1, 2) Wally Joyner, L OBP: 0.455, SLG: 0.412 (8, PH) Walt Weiss, S OBP: 0.455, SLG: 0.405 (8, PR) Javy Lopez, R OBP: 0.348, SLG: 0.476 (8, 2) X		0-0 F8 ③			2-2 P6 ③			4-1 3B BB 1-H	1-2 1B	2 0 0 0 0 0 1 0 0 0 0 1 0 0 0 1 0 0 0 0 0 1 0 1 1 0 0 0		
Greg Maddux, R OBP: 0.333, SLG: 0.500 (1, 1) Bobby Bonilla, S OBP: 0.375, SLG: 0.568 (8, PH) Trenidad Hubbard, R OBP: 0.353, SLG: 0.286 (8, PR) Rudy Seanez, R (8, 1) Mike Remlinger, L (8, 1) F C B X			1-2 G3-1 ①				0-0 F8 ①		1-1 CS 3B 3-H	1-3 K ③	2 0 0 0 0 0 0 1 0 1 1 0 0 0 0 0 0 0 0 0 0 0 0 0 0 0 0 0 1 0 0 0 0 1 1	
Inning Stats	R: 0 E: 0 K: 0 S: 5 H: 0 LOB: 0 BB: 1 P: 11	R: 1 E: 0 K: 0 S: 5 H: 1 LOB: 1 BB: 1 P: 10	R: 0 E: 0 K: 0 S: 7 H: 1 LOB: 0 BB: 0 P: 12	R: 0 E: 0 K: 2 S: 8 H: 0 LOB: 0 BB: 0 P: 10	R: 0 E: 0 K: 0 S: 8 H: 0 LOB: 0 BB: 0 P: 13	R: 0 E: 0 K: 0 S: 7 H: 0 LOB: 0 BB: 0 P: 13	R: 1 E: 0 K: 1 S: 8 H: 1 LOB: 0 BB: 0 P: 10	R: 1 E: 0 K: 1 S: 7 H: 1 LOB: 2 BB: 1 P: 12	R: 4 E: 0 K: 2 S: 17 H: 3 LOB: 1 BB: 1 P: 31	1B: 3 2B: 1 3B: 1 HR: 2 SF: 0 SAC: 0 DP: 0 HBP: 1	WP: 1 PB: 1 SB: 3 CS: 3 PA: 38	
PITCHER	IP WLS BF H R ER SO BB IBB HBP BLK WP HR S P ERA WHIP											
Brian Meadows, R ERA: 5.58 (1, 1)	7.1 L 27 4 3 3 3 3 0 0 0 0 0 1 52 88 3.68 0.955											
Carlos Almanzar, R ERA: 4.8 (8, 1)	1.1 8 3 4 4 2 0 1 1 0 1 1 17 30 27.00 2.250											
Matt Whisenant, L ERA: 1.54 (9, 1)	0.1 1 0 0 0 0 1 0 0 0 0 0 0 3 4 0.00 0.000											

Atlanta Braves @ San Diego Padres
Qualcomm Stadium, San Diego, CA
Fri Apr 28 2000, 10:05 PM EDT
Att. 33,995 - Cloudy - 62 F

livebaseballscorecards.com

AB	31
R	7
H	7
RBI	7
BB	4
SO	6
LOB	8



Batter	1	2	3	4	5	6	7	8	9	10	11	12	AB	R	H	RBI	BB	SO	LOB	BOTTOM
Al Martin, L OBP: 0.383, SLG: 0.519 (1, 7)	1-1 G3-1	4-1 BB		0-0 F7		2-2 L8		1-2 F9 S 1B		0-3 K		2-1 G6-3	6	0	1	0	1	1	1	
Damian Jackson, R OBP: 0.396, SLG: 0.484 (1, 6)	1-2 G4-3 1B	4-0 BB		1-1 P4		0-0 G3-1		0-1 F9 1-3		4-1 BB BB		1-3 K	5	1	1	0	2	1	2	
Ryan Klesko, L OBP: 0.341, SLG: 0.556 (1, 3) (10, 9)	2-0 G4-3	1-3 K				1-0 F5		2-2 G3		4-1 BB		2-1 G6-3	5	0	0	0	2	1	5	
Phil Nevin, R OBP: 0.371, SLG: 0.583 (1, 5)	4-2 1B BB			3-2 G5-3		0-2 1B 2B 1B		4-0 1-2 IBB		0-0 F8		2-2 G1-3	4	1	1	0	2	0	2	
Eric Owens, R OBP: 0.420, SLG: 0.424 (1, 8)	0-1 BB 1-3 2-H 1B			0-0 G6-3		2-2 1-2 2B 1B		0-3 K		2-3 K2-3		1-1 F9	6	1	2	1	0	2	2	
Bret Boone, R OBP: 0.356, SLG: 0.421 (1, 4)	4-0 1-2 BB			1-1 1B 1B		1-2 2B 29 SF7 1B		0-3 K		3-2 2B		3-3 K	5	1	3	0	1	2	0	
Carlos Hernandez, R OBP: 0.405, SLG: 0.419 (1, 2)	3-3 K			3-1 1-2 1B		1-0 1-3 2-H 3-H 2B		4-1 29 G6-3 BB		4-0 IBB		4-2 BB	3	0	2	2	3	1	3	
29 Kory DeHaan, L OBP: 0.273, SLG: 0.333 Ed Sprague, R OBP: 0.361, SLG: 0.758 (9, PH) (10, 3)		2-3 K		2-3 K		0-1 SF7		2-1 G6-3		0-3 K2-3		1-3 K	3	0	0	1	0	2	3	
Rodrigo Lopez, R Will Cunnane, R Carlos Almanzar, R David Newhan, L Trevor Hoffman, R Wili Gonzalez, R Vicente Palacios, R Chris Gomez, R		2-3 K		2-1 G5-3		2-1 G1-3		0-3 K		3-3 K		4-0 G6-3 WP BB	3	0	0	0	0	1	1	

Atlanta Braves @ San Diego Padres
Qualcomm Stadium, San Diego, CA
Sat Apr 29 2000, 10:05 PM EDT
Att: 49,428 - Sunny - 68 F

livebaseballscorecards.com

AB	44
R	4
H	10
RBI	4
BB	12
SO	15
LOB	22



Inning Stats	R: 1	H: 2	E: 0	LOB: 3	K: 1	P: 13	R: 0	H: 0	E: 0	LOB: 2	K: 3	P: 10	R: 0	H: 2	E: 0	LOB: 2	K: 1	P: 11	R: 0	H: 0	E: 0	LOB: 0	K: 0	P: 5	R: 3	H: 4	E: 0	LOB: 1	K: 0	P: 15	R: 0	H: 0	E: 0	LOB: 0	K: 1	P: 6	R: 0	H: 1	E: 0	LOB: 1	K: 1	P: 11	R: 0	H: 0	E: 0	LOB: 0	K: 1	P: 6	R: 0	H: 1	E: 0	LOB: 2	K: 2	P: 12	R: 0	H: 0	E: 0	LOB: 2	K: 2	P: 12	R: 0	H: 0	E: 0	LOB: 2	K: 2	P: 12	R: 0	H: 0	E: 0	LOB: 1	K: 2	P: 12	R: 0	H: 0	E: 0	LOB: 1	K: 1	P: 7	R: 0	H: 0	E: 0	LOB: 1	K: 1	P: 7	R: 0	H: 0	E: 0	LOB: 1	K: 1	P: 16	R: 0	H: 0	E: 0	LOB: 1	K: 1	P: 16	1B: 8	2B: 2	3B: 0	HR: 0	SF: 1	SAC: 0	DP: 1	HBP: 0	WP: 1	PA: 57
--------------	------	------	------	--------	------	-------	------	------	------	--------	------	-------	------	------	------	--------	------	-------	------	------	------	--------	------	------	------	------	------	--------	------	-------	------	------	------	--------	------	------	------	------	------	--------	------	-------	------	------	------	--------	------	------	------	------	------	--------	------	-------	------	------	------	--------	------	-------	------	------	------	--------	------	-------	------	------	------	--------	------	-------	------	------	------	--------	------	------	------	------	------	--------	------	------	------	------	------	--------	------	-------	------	------	------	--------	------	-------	-------	-------	-------	-------	-------	--------	-------	--------	-------	--------

PITCHER	IP	WLS	BF	H	R	ER	SO	BB	IBB	HBP	BLK	WP	HR	S	P	ERA	WHIP
John Burkett, R ERA: 8.53	4.1		25	8	4	4	5	4	0	0	0	0	0	50	95	8.31	2.769
Greg McMichael, R ERA:	1.2		7	0	0	0	1	1	1	0	0	0	0	14	26	0.00	0.600
Kerry Ligtenberg, R ERA: 10.38	1.0		3	0	0	0	1	1	0	0	0	0	0	6	12	0.00	1.000
Rudy Seanez, R ERA:	1.0		4	1	0	0	1	0	0	0	0	0	0	11	14	0.00	1.000
Bruce Chen, L ERA: 0.9	3.0	W	14	1	0	0	6	3	1	0	0	0	0	36	67	0.00	1.333

PITCHER	IP	WLS	BF	H	R	ER	SO	BB	IBB	HBP	BLK	WP	HR	S	P	ERA	WHIP
John Rocker, L ERA:	1.0		4	0	0	0	1	1	0	0	0	1	0	7	16	0.00	1.000

Batter	1	2	3	4	5	6	7	8	9	AB R H RBI BB SO LOB	TOP
Quilvio Veras, S (1, 4) <small>OBP: 0.408, SLG: 0.381</small>	1-1 		4-2 		1-0 		2-3 		1-0 	4 0 2 1 1 1 2	
Andruw Jones, R (1, 8) <small>OBP: 0.394, SLG: 0.545</small>	2-1 		4-0 		3-3 			3-2 	4-0 	3 2 0 0 2 1 2	
10 Chipper Jones, S (1, 5) <small>OBP: 0.398, SLG: 0.529</small>	3-3 		1-3 		1-1 			4-2 	4-1 	3 1 0 0 2 2 2	
Andres Galarraga, R (1, 3) <small>OBP: 0.370, SLG: 0.683</small>		0-0 		2-3 		2-3 		2-3 	2-2 	5 0 0 0 0 3 4	
Brian Jordan, R (1, 9) <small>OBP: 0.314, SLG: 0.333</small>		2-1 		0-0 		1-0 		4-0 	2-0 	4 1 3 1 1 0 0	
Javy Lopez, R (1, 2) <small>OBP: 0.329, SLG: 0.431</small>		0-0 		3-2 			2-1 	1-2 	2-3 	5 1 1 2 0 1 4	
Trenidad Hubbard, R (1, 7) <small>OBP: 0.333, SLG: 0.400</small>		1-0 		0-3 			4-1 	2-1 		3 1 1 3 1 1 1	
Rafael Furcal, S (1, 6) <small>OBP: 0.392, SLG: 0.364</small>			1-0 		2-1 		3-2 	0-0 		4 1 1 0 0 0 1	
Tom Glavine, L (1, 1) <small>OBP: 0.333, SLG: 0.308</small> Greg McMichael, R (9, 1) Mike Reminger, L (9, 1)			2-2 		2-3 		1-3 	1-3 		4 0 0 0 0 3 3 0 0 0 0 0 0 0 0 0 0 0 0 0 0	
Inning Stats	R: 0 H: 1 E: 0 LOB: 0 K: 1 BB: 0 S: 7 P: 13	R: 0 H: 1 E: 0 LOB: 1 K: 0 BB: 0 S: 5 P: 8	R: 0 H: 0 E: 0 LOB: 2 K: 1 BB: 2 S: 9 P: 21	R: 0 H: 1 E: 0 LOB: 0 K: 1 BB: 0 S: 7 P: 12	R: 1 H: 2 E: 0 LOB: 1 K: 3 BB: 0 S: 13 P: 21	R: 0 H: 0 E: 0 LOB: 0 K: 1 BB: 0 S: 6 P: 10	R: 0 H: 0 E: 1 LOB: 2 K: 2 BB: 1 S: 13 P: 25	R: 5 H: 2 E: 1 LOB: 0 K: 2 BB: 2 S: 23 P: 40	R: 1 H: 1 E: 0 LOB: 2 K: 1 BB: 2 S: 9 P: 24	1B: 6 SF: 0 2B: 1 SAC: 0 3B: 0 DP: 2 HR: 1 HBP: 0	WP: 1 PA: 42 PB: 0 SB: 2 CS: 0
PITCHER Sterling Hitchcock, L (1, 1) <small>ERA: 5.02</small> Carlos Almanzar, R (8, 1) <small>ERA: 5.51</small> Kevin Walker, L (9, 1) <small>ERA: 7.5</small>	IP WLS BF H R ER SO BB IBB HBP BLK WP HR S P ERA WHIP 7.1 L 33 6 5 4 10 4 1 0 0 1 0 76 140 4.91 1.364							PITCHER IP WLS BF H R ER SO BB IBB HBP BLK WP HR S P ERA WHIP			

Atlanta Braves @ San Diego Padres
 Qualcomm Stadium, San Diego, CA
 Sun Apr 30 2000, 8:05 PM EDT
 Att. 44,845 - Sunny - 74 F

livebaseballscorecards.com

AB	35
R	7
H	8
RBI	7
BB	7
SO	12
LOB	19



Batter	1	2	3	4	5	6	7	8	9	AB R H RBI BB SO LOB
--------	---	---	---	---	---	---	---	---	---	----------------------

Al Martin, L (1, 7) OBP: 0.387, SLG: 0.514	2-2 G4-3		4-2 BB			0-3 K			1-2 BB 1B 2B 1B	3 1 1 0 1 1 0
Damian Jackson, R (1, 6) OBP: 0.391, SLG: 0.469	0-1 F8		1-3 K			4-0 CS BB			0-3 K	3 0 0 0 1 2 3
Eric Owens, R (1, 8) OBP: 0.423, SLG: 0.458	1-0 G4-3				3-2 HR	1-3 K			0-0 BB 2B 1B	4 2 2 1 0 1 1
Phil Nevin, R (1, 5) OBP: 0.367, SLG: 0.566		3-2 G3		3-2 G6-3		3-3 K			4-1 2B SF8 BB	3 1 0 0 1 1 0
Ryan Klesko, L (1, 3) OBP: 0.337, SLG: 0.553		1-0 G1-3		2-1 G6-3		2-2 P6			3-2 SF8 2B	4 0 1 2 0 0 0
Bret Boone, R (1, 4) OBP: 0.343, SLG: 0.408		1-3 K		2-2 G3		2-2 G1-3			0-1 SF8	3 0 0 1 0 1 0
Carlos Hernandez, R (1, 2) OBP: 0.390, SLG: 0.400			1-0 BB 1B		1-1 L6			1-1 F2	1-1 G5-3	4 0 1 0 0 0 1
29 Kory DeHaan, L (1, 9) OBP: 0.286, SLG: 0.333			2-3 K		0-0 F8			0-2 G4-3 1B		3 0 1 0 0 1 1
Sterling Hitchcock, L (1, 1) Carlos Almanzar, R (8, 1) Dave Magadan, L (8, PH) Kevin Walker, L (9, 1)			0-3 K		1-3 K			1-2 G4-3		2 0 0 0 0 2 1 0 0 0 0 0 0 0 1 0 0 0 0 0 1 0 0 0 0 0 0 0

Inning Stats	R: 0 E: 0 K: 0 S: 6	H: 0 LOB: 0 BB: 0 P: 9	R: 0 E: 0 K: 1 S: 7	H: 0 LOB: 0 BB: 0 P: 12	R: 0 E: 0 K: 3 S: 14	H: 1 LOB: 2 BB: 1 P: 22	R: 1 E: 0 K: 0 S: 14	H: 1 LOB: 0 BB: 0 P: 24	R: 0 E: 0 K: 1 S: 6	H: 0 LOB: 0 BB: 0 P: 8	R: 0 E: 0 K: 2 S: 6	H: 0 LOB: 0 BB: 1 P: 11	R: 0 E: 0 K: 1 S: 10	H: 0 LOB: 0 BB: 0 P: 17	R: 0 E: 0 K: 0 S: 8	H: 1 LOB: 0 BB: 0 P: 10	R: 3 E: 0 K: 1 S: 16	H: 3 LOB: 1 BB: 1 P: 25	1B: 4 2B: 1 3B: 0 HR: 1	SF: 1 SAC: 0 DP: 1 HBP: 0	WP: 0 PB: 0 SB: 0 CS: 1	PA: 34
--------------	------------------------------	---------------------------------	------------------------------	----------------------------------	-------------------------------	----------------------------------	-------------------------------	----------------------------------	------------------------------	---------------------------------	------------------------------	----------------------------------	-------------------------------	----------------------------------	------------------------------	----------------------------------	-------------------------------	----------------------------------	----------------------------------	------------------------------------	----------------------------------	--------

PITCHER	IP	WLS	BF	H	R	ER	SO	BB	IBB	HBP	BLK	WP	HR	S	P	ERA	WHIP
Tom Glavine, L (1, 1) ERA: 1.8	8.0		27	3	1	1	8	2	0	0	0	0	1	71	113	1.12	0.625
Greg McMichael, R (9, 1) ERA: 5.79	0.1		4	2	3	3	1	1	0	0	0	0	0	8	13	81.00	9.000
Mike Remlinger, L (9, 1) ERA: 1.65	0.2		3	1	0	0	0	0	0	0	0	0	0	8	12	0.00	1.500

BOTTOM

Atlanta Braves @ San Diego Padres
Qualcomm Stadium, San Diego, CA

Sun Apr 30 2000, 8:05 PM EDT
Att: 44,845 - Sunny - 74 F

livebaseballscorecards.com

AB	30
R	4
H	6
RBI	4
BB	3
SO	9
LOB	8



Batter	1	2	3	4	5	6	7	8	9	AB R H RBI BB SO LOB
Al Martin, L OBP: 0.390, SLG: 0.513 (1, 7) BB F X	2-1 CS 1B		1-0 G3-1 2-3		0-0 1-3 1B			0-0 F7 1B		4 0 2 0 0 0 1
Dave Magadan, L OBP: 0.333, SLG: 0.143 (1, 5) David Newhan, L OBP: 0.348, SLG: 0.389 (8, PR) (9, 5) BB C C C B	4-1 1-2 BB		4-2 2B BB		2-2 F7 1B			1-2 1B 1B		2 0 1 0 2 0 2 0 1 0 0 0 0 0
Eric Owens, R OBP: 0.426, SLG: 0.470 (1, 8) B C F S S	2-3 K		3-1 1-3 2B		2-2 F9			0-0 1B 1-2 1B		4 0 2 1 0 1 3
Ryan Klesko, L OBP: 0.333, SLG: 0.539 (1, 3) F B B X	2-1 G4-3		3-3 K		1-0 G3			2-1 1-3 2-H 1B		4 0 1 1 0 1 3
Bret Boone, R OBP: 0.330, SLG: 0.392 (1, 4) G C S		0-3 K		1-1 G6-3		2-3 K		3-2 P4		4 0 0 0 0 2 1
Wiki Gonzalez, R OBP: 0.382, SLG: 0.438 (1, 2) C C C X B B X		1-2 F9		1-0 G6-3		1-3 K2-3		1-2 F9		4 0 0 0 0 1 0
29 Kory DeHaan, L OBP: 0.222, SLG: 0.250 (1, 9) B F X		1-1 F5		1-3 K			0-0 G6-3		0-3 K	4 0 0 0 0 2 0
Chris Gomez, R OBP: 0.421, SLG: 0.214 (1, 6) B C B B F X			3-2 G4-3		1-0 1B 1B		2-3 K		4-0 BB	3 0 1 0 1 1 0
Woody Williams, R OBP: 0.235, SLG: 0.286 (1, 1) Vicente Palacios, R (9, 1) Ed Sprague, R OBP: 0.351, SLG: 0.735 (9, PH) B B B C C C X T R C C C			3-2 G3-1 2B 2B		0-3 K		0-0 G6-3		1-3 K	3 1 1 0 0 1 1 0 0 0 0 0 0 0 1 0 0 0 0 1 1

Inning Stats	R: 0 E: 0 K: 1 S: 8	H: 1 LOB: 1 BB: 1 P: 18	R: 0 E: 0 K: 1 S: 8	H: 0 LOB: 0 BB: 0 P: 10	R: 1 E: 0 K: 1 S: 16	H: 2 LOB: 2 BB: 1 P: 33	R: 0 E: 0 K: 1 S: 6	H: 0 LOB: 0 BB: 0 P: 9	R: 0 E: 0 K: 1 S: 11	H: 2 LOB: 2 BB: 0 P: 16	R: 0 E: 0 K: 2 S: 7	H: 0 LOB: 0 BB: 0 P: 11	R: 0 E: 0 K: 1 S: 5	H: 0 LOB: 0 BB: 0 P: 7	R: 1 E: 0 K: 0 S: 13	H: 3 LOB: 1 BB: 0 P: 19	R: 0 E: 0 K: 2 S: 10	H: 0 LOB: 1 BB: 1 P: 16	1B: 6 2B: 2 3B: 0 HR: 0	SF: 0 SAC: 0 DP: 0 HBP: 0	WP: 0 PB: 0 SB: 0 CS: 1	PA: 36
--------------	------------------------------	----------------------------------	------------------------------	----------------------------------	-------------------------------	----------------------------------	------------------------------	---------------------------------	-------------------------------	----------------------------------	------------------------------	----------------------------------	------------------------------	---------------------------------	-------------------------------	----------------------------------	-------------------------------	----------------------------------	----------------------------------	------------------------------------	----------------------------------	--------

PITCHER	IP	WLS	BF	H	R	ER	SO	BB	IBB	HBP	BLK	WP	HR	S	P	ERA	WHIP
Ryan Dempster, R ERA: 2.93 (1, 1)	7.1	W	30	7	2	2	8	2	0	0	0	0	0	68	112	2.46	1.227
Vic Darensbourg, L ERA: 3.6 (8, 1)	0.1	H	1	1	0	0	0	0	0	0	0	0	0	2	4	0.00	3.000
Braden Looper, R ERA: 1.17 (8, 1)	0.1	H	1	0	0	0	0	0	0	0	0	0	0	4	7	0.00	0.000
Antonio Alfonseca, R ERA: 4.8 (9, 1)	1.0	S	4	0	0	0	2	1	0	0	0	0	0	10	16	0.00	1.000

BOTTOM


Florida Marlins @ San Diego Padres
Qualcomm Stadium, San Diego, CA

Mon May 01 2000, 10:05 PM EDT
Att: 32,083 - Sunny - 73 F

livebaseballscorecards.com

AB	33
R	2
H	8
RBI	2
BB	3
SO	10
LOB	12



Batter	1	2	3	4	5	6	7	8	9	AB R H RBI BB SO LOB	TOP											
Mark Kotsay, L (1, 9) OBP: 0.340, SLG: 0.477	0-0 HR		0-2 G4-3		2-2 G4-3		1-3 K		0-0 FC4-6	5 1 1 1 0 1 4												
Dave Berg, R (1, 4) OBP: 0.429, SLG: 0.520	1-0 G5-3		2-1 G3-1		1-2 2B		0-3 K			4 0 1 0 0 1 3												
Cliff Floyd, L (1, 7) OBP: 0.310, SLG: 0.315	1-1 P5			2-1 1B	3-3 K		2-1 G3			4 0 1 0 0 1 3												
Preston Wilson, R (1, 8) OBP: 0.311, SLG: 0.394	2-0 F9			2-3 K		0-3 K		1-1 G6-3		4 0 0 0 0 2 1												
Mike Lowell, R (1, 5) OBP: 0.333, SLG: 0.519		0-1 L7		0-0 F9		1-1 G5-3		0-0 G1-3		4 0 0 0 0 0 1												
Derrek Lee, R (1, 3) OBP: 0.456, SLG: 0.609		2-1 G6-3		2-3 K		4-2 FC5-4 BB		0-2 G6-3		3 0 0 0 1 1 1												
Alex Gonzalez, R (1, 6) OBP: 0.207, SLG: 0.217		0-0 G6-3			1-1 L4	0-1 FC5-4		0-0 P4		4 0 0 0 0 0 1												
Paul Bako, L (1, 2) OBP: 0.390, SLG: 0.343 Mark Smith, R (9, PH) OBP: 0.452, SLG: 0.333			1-1 G4-3 2B		4-2 HR BB		4-0 E BB		0-3 K	1 1 1 0 2 0 0 1 0 0 0 0 1 0	AB 34 R 3 H 6 RBI 3 BB 3 SO 8 LOB 16											
Vladimir Nunez, R (1, 1) OBP: 0.286, SLG: 0.714 Brant Brown, L (7, PH) OBP: 0.238, SLG: 0.333 Armando Almanza, L (7, 1) Vic Darenbourg, L (8, 1) OBP: 1.000, SLG: 1.000 Kevin Millar, R (9, PH) OBP: 0.364, SLG: 0.424			2-3 K		1-2 HR		2-1 E6		1-1 FC4-6 1B	2 1 1 2 0 1 1 1 0 0 0 0 0 1 0 0 0 0 0 0 0 1 0 1 0 0 0 0												
Inning Stats	R: 1 E: 0 K: 0 S: 5	H: 1 LOB: 0 BB: 0 P: 9	R: 0 E: 0 K: 0 S: 5	H: 0 LOB: 0 BB: 0 P: 7	R: 0 E: 0 K: 1 S: 10	H: 1 LOB: 1 BB: 0 P: 15	R: 0 E: 0 K: 2 S: 10	H: 1 LOB: 1 BB: 0 P: 16	R: 2 E: 0 K: 1 S: 17	H: 2 LOB: 1 BB: 1 P: 29	R: 0 E: 0 K: 1 S: 9	H: 0 LOB: 1 BB: 1 P: 14	R: 0 E: 1 K: 2 S: 10	H: 0 LOB: 2 BB: 1 P: 19	R: 0 E: 0 K: 0 S: 7	H: 0 LOB: 0 BB: 0 P: 8	R: 0 E: 0 K: 1 S: 7	H: 1 LOB: 1 BB: 0 P: 8	1B: 2 2B: 2 3B: 0 HR: 2	SF: 0 SAC: 0 DP: 0 HBP: 0	WP: 0 PB: 0 SB: 0 CS: 0	PA: 37
PITCHER	IP WLS BF H R ER SO BB IBB HBP BLK WP HR S P ERA WHIP												PITCHER	IP WLS BF H R ER SO BB IBB HBP BLK WP HR S P ERA WHIP								
Matt Clement, R (1, 1) ERA: 4.31	8.0 W 33 5 3 3 7 3 0 0 0 0 0 2 73 117 3.38 1.000																					
Carlos Almanzar, R (9, 1) ERA: 5.29	0.2 3 1 0 0 1 0 0 0 0 0 0 0 6 7 0.00 1.500																					
Matt Whisenant, L (9, 1) ERA: 1.5	0.1 1 0 0 0 0 0 0 0 0 0 0 0 0 1 1 0.00 0.000																					

Florida Marlins @ San Diego Padres
Qualcomm Stadium, San Diego, CA
Tue May 02 2000, 10:05 PM EDT
Att. 24,139 - Sunny - 73 F

livebaseballscorecards.com

Batter	1	2	3	4	5	6	7	8	9	AB R H RBI BB SO LOB	TOP											
Mark Kotsay, L (1, 9) OBP: 0.327, SLG: 0.457	2-1 G6-3		0-1 G4-3		1-2 G4-3			1-1 G4-6-3		4 0 0 0 0 0 3	Florida Marlins @ San Diego Padres Qualcomm Stadium, San Diego, CA Wed May 03 2000, 10:05 PM EDT Att. 14,586 - Sunny - 70 F											
Dave Berg, R (1, 4) OBP: 0.375, SLG: 0.448	1-1 G4-3		3-1 G6-3			1-2 G3		1-0 F9	4 0 0 0 0 0 0													
Cliff Floyd, L (1, 7) OBP: 0.319, SLG: 0.364	1-2 G4-3			3-2 G6-4-3 1B		2-0 P5		0-0 HR	4 1 2 1 0 0 0													
Preston Wilson, R (1, 8) OBP: 0.310, SLG: 0.384		3-1 1B HBP		1-3 K		2-1 F5		2-3 K	3 0 0 0 0 2 1													
Mike Lowell, R (1, 5) OBP: 0.322, SLG: 0.500		0-0 L5		0-1 G6-4-3			0-0 F8	0-3 K	4 0 0 0 0 1 2													
Derrek Lee, R (1, 3) OBP: 0.467, SLG: 0.612		3-1 1B			2-1 SH5-4 1B		0-0 F9		3 0 2 0 0 0 0													
Alex Gonzalez, R (1, 6) OBP: 0.202, SLG: 0.211		0-0 F8			0-1 E6 SH5-4		0-3 K2-3		3 0 0 0 0 1 3													
Paul Bako, L (1, 2) OBP: 0.364, SLG: 0.316		1-3 K			0-3 K		1-2 G6-3		3 0 0 0 0 2 4													
Brad Penny, R (1, 1) OBP: 0.133, SLG: 0.133			1-2 G5-3		2-0 SH5-4		0-0 G4-6-3 1B		1 0 0 0 0 0 0													
Armando Almanza, L (7, 1)									0 0 0 0 0 0 0													
Brant Brown, L (8, PH) OBP: 0.256, SLG: 0.350									1 0 1 0 0 0 0													
Dan Miceli, R (8, 1)									0 0 0 0 0 0 0													
Inning Stats	R: 0 E: 0 K: 0 S: 7	H: 0 LOB: 0 BB: 0 P: 11	R: 0 E: 0 K: 1 S: 8	H: 1 LOB: 2 BB: 0 P: 15	R: 0 E: 0 K: 0 S: 7	H: 0 LOB: 0 BB: 0 P: 11	R: 0 E: 0 K: 1 S: 8	H: 1 LOB: 0 BB: 0 P: 12	R: 0 E: 1 K: 1 S: 11	H: 1 LOB: 2 BB: 0 P: 16	R: 0 E: 0 K: 0 S: 6	H: 0 LOB: 0 BB: 0 P: 11	R: 0 E: 0 K: 1 S: 6	H: 0 LOB: 0 BB: 0 P: 6	R: 0 E: 0 K: 0 S: 6	H: 1 LOB: 0 BB: 0 P: 8	R: 1 E: 0 K: 2 S: 8	H: 1 LOB: 0 BB: 0 P: 11	1B: 4 2B: 0 3B: 0 HR: 1	SF: 0 SAC: 1 DP: 2 HBP: 1	WP: 0 PB: 0 SB: 0 CS: 0	PA: 32
PITCHER	IP WLS BF H R ER SO BB IBB HBP BLK WP HR S P ERA WHIP																					
Brian Meadows, R (1, 1) ERA: 4.62	8.1 W 30 5 1 1 4 0 0 1 0 0 1 61 93 1.08 0.600																					
Trevor Hoffman, R (9, 1) ERA: 0.77	0.2 S 2 0 0 0 2 0 0 0 0 0 0 6 8 0.00 0.000																					

livebaseballscorecards.com

AB	30
R	1
H	5
RBI	1
BB	0
SO	6
LOB	13



Batter	1	2	3	4	5	6	7	8	9
Al Martin, L OBP: 0.389, SLG: 0.525 (1, 7)	1-0 P6		4-1 2B BB		0-0 P5		0-1 L6		
Damian Jackson, R OBP: 0.415, SLG: 0.533 (1, 6)	2-3 K		2-2 E 1-H 2B		4-1 FC5-2 BB		1-2 1B		
Ryan Klesko, L OBP: 0.349, SLG: 0.547 (1, 3)	2-3 K2-3		1-0 E1 FC5-4 1B 2-H		0-0 E9 FC5-2 1B 1-3		0-3 K		
Phil Nevin, R OBP: 0.376, SLG: 0.619 (1, 5)		2-1 HR	2-1 FC5-4 1-2f		4-0 FC5-2 IBB		1-3 K		
Eric Owens, R OBP: 0.414, SLG: 0.449 (1, 8)		0-0 F9		4-1 G4-3 S BB		0-0 FC5-2 1-2 2-3 3-H		1-0 E6 CS	
Bret Boone, R OBP: 0.316, SLG: 0.373 (1, 4)		0-1 G5-3		2-1 G4-3 1-3		3-2 L4		2-2 G6-3 1-2	
Carlos Hernandez, R OBP: 0.354, SLG: 0.357 (1, 2)		0-2 G6-3		1-1 G6-3		1-0 G6-3			
David Newhan, L OBP: 0.346, SLG: 0.350 (1, 9)			0-3 K	4-0 IBB		1-2 G4-3			
Brian Meadows, R OBP: 0.154, SLG: 0.154 (1, 1)			2-1 F8		0-3 K		0-3 K		
Trevor Hoffman, R (9, 1)									

AB	R	H	RBI	BB	SO	LOB
3	1	0	0	1	0	0
3	1	2	1	1	1	0
4	0	2	0	0	2	1
3	1	1	1	1	1	1
3	0	0	0	1	0	3
4	0	0	0	0	0	2
3	0	0	0	0	0	1
2	0	0	0	1	1	0
3	0	0	0	0	2	2
0	0	0	0	0	0	0

Florida Marlins @ San Diego Padres
Qualcomm Stadium, San Diego, CA

Wed May 03 2000, 10:05 PM EDT
Att. 14,586 - Sunny - 70 F

AB	28
R	3
H	5
RBI	2
BB	5
SO	7
LOB	10



Inning Stats		R	H	E	K	S	R	H	E	K	S	R	H	E	K	S	R	H	E	K	S	R	H	E	K	S
R: 0 H: 0 E: 0 K: 2 S: 8		0	0	0	2	8	1	1	0	0	8	2	2	0	1	13	0	0	0	0	0	0	0	0	0	0
R: 1 H: 1 E: 0 K: 0 S: 8		1	1	0	0	8	2	2	0	0	8	0	0	0	0	8	0	0	0	0	0	0	0	0	0	0
R: 2 H: 2 E: 1 K: 1 S: 13		2	2	1	1	13	0	0	1	1	13	0	0	0	0	13	0	0	0	0	0	0	0	0	0	0
R: 0 H: 0 E: 0 K: 1 S: 9		0	0	0	1	9	0	0	0	0	9	0	0	0	0	9	0	0	0	0	0	0	0	0	0	0
R: 0 H: 1 E: 1 K: 0 S: 4		0	1	1	0	4	0	2	2	0	4	0	0	0	0	4	0	0	0	0	0	0	0	0	0	0
R: 0 H: 0 E: 0 K: 2 S: 10		0	0	0	2	10	0	0	0	0	10	0	0	0	0	10	0	0	0	0	0	0	0	0	0	0
R: 0 H: 1 E: 0 K: 2 S: 12		0	1	0	2	12	0	1	0	0	12	0	0	0	0	12	0	0	0	0	0	0	0	0	0	0
R: 0 H: 0 E: 1 K: 1 S: 7		0	0	1	1	7	0	0	0	0	7	0	0	0	0	7	0	0	0	0	0	0	0	0	0	0

WP	HR	S	P	ERA	WHIP
0	0	0	33	0	0

PITCHER	IP	WLS	BF	H	R	ER	SO	BB	IBB	HBP	BLK	WP	HR	S	P	ERA	WHIP
Brad Penny, R ERA: 3.66 (1, 1)	6.2	L	29	5	3	2	5	3	2	0	0	0	1	61	104	2.70	1.200
Armando Almanza, L ERA: 2.53 (7, 1)	0.1		1	0	0	0	1	0	0	0	0	0	0	3	3	0.00	0.000
Dan Miceli, R ERA: 2.0 (8, 1)	1.0		3	0	0	0	1	0	0	0	0	0	0	7	11	0.00	0.000

Batter	1	2	3	4	5	6	7	8	9	AB R H RBI BB SO LOB	TOP											
Damian Jackson, R (1, 6) OBP: 0.418, SLG: 0.537	2-3 K		4-1 BB			1-1 F8		1-2 G5-4-3 2B		3 0 1 0 1 1 1	San Diego Padres @ Arizona Diamondbacks Bank One Ballpark, Phoenix, AZ Fri May 05 2000, 10:05 PM EDT Att. 42,297 - Sunny - 90 F											
Eric Owens, R (1, 9) OBP: 0.408, SLG: 0.441	1-3 K		0-3 K			2-2 E6 1B		2-1 G5-4-3 1B		4 1 1 0 0 2 2												
John Roskos, R (1, 7) OBP: 0.100, SLG: 0.105	1-0 F8					0-0 E6 1B		0-1 G5-4-3		4 0 0 0 0 1 4												
Phil Nevin, R (1, 5) OBP: 0.372, SLG: 0.602		2-3 K				4-1 1B		2-0 G5-3		3 0 0 1 1 2 1												
Ed Sprague, R (1, 3) OBP: 0.357, SLG: 0.769		1-3 K				1-1 G6-4-3 1B		0-0 HR		4 1 2 2 0 1 0												
Bret Boone, R (1, 4) OBP: 0.314, SLG: 0.363		4-1 BB				1-1 G6-4-3		2-1 P4		3 0 0 0 1 1 3												
Carlos Hernandez, R (1, 2) OBP: 0.327, SLG: 0.326		0-0 G3				0-0 G6-3		0-1 G6-3		4 0 0 0 0 0 1												
Ruben Rivera, R (1, 8) OBP: 0.240, SLG: 0.478			1-0 F4			3-3 K		1-3 K		4 0 0 0 0 2 0												
Sterling Hitchcock, L (1, 1) Chris Gomez, R (8, PH) Vicente Palacios, R (6, 1) Wiki Gonzalez, R (7, PH) Carlos Almanzar, R (7, 1) Kevin Walker, L (8, 1)			3-3 K			0-0 E BB 1B		1-2 G6-3		1 0 0 0 0 1 0 1 1 1 0 0 0 0 0 0 0 0 0 0 0 1 0												
Inning Stats	R: 0 E: 0 K: 2 S: 8	H: 0 LOB: 0 BB: 0 P: 12	R: 0 E: 0 K: 2 S: 13	H: 0 LOB: 1 BB: 1 P: 20	R: 0 E: 0 K: 2 S: 9	H: 0 LOB: 1 BB: 1 P: 17	R: 0 E: 0 K: 2 S: 8	H: 0 LOB: 0 BB: 0 P: 10	R: 0 E: 0 K: 2 S: 8	H: 0 LOB: 0 BB: 0 P: 12	R: 2 E: 2 K: 0 S: 13	H: 2 LOB: 2 BB: 1 P: 22	R: 0 E: 0 K: 0 S: 11	H: 0 LOB: 0 BB: 0 P: 14	R: 0 E: 0 K: 0 S: 8	H: 2 LOB: 1 BB: 0 P: 13	R: 1 E: 0 K: 1 S: 8	H: 1 LOB: 0 BB: 0 P: 11	1B: 3 2B: 1 3B: 0 HR: 1	SF: 0 SAC: 0 DP: 2 HBP: 0	WP: 0 PB: 0 SB: 0 CS: 0	PA: 35
PITCHER Randy Johnson, L (1, 1) ERA: 0.93	IP: 9.0 WLS: W BF: 35 H: 5 R: 3 ER: 1 SO: 11 BB: 3 IBB: 0 HBP: 0 BLK: 0 WP: 0 HR: 1 S: 86 P: 131 ERA: 1.00 WHIP: 0.889											PITCHER IP: WLS: BF: H: R: ER: SO: BB: IBB: HBP: BLK: WP: HR: S: P: ERA: WHIP										

AB	32
R	3
H	5
RBI	3
BB	3
SO	11
LOB	12



Batter	1	2	3	4	5	6	7	8	9
Hanley Frias, S OBP: 0.263, SLG: 0.265 (1, 6)	2-2 HR	0-1 F3		1-0 G6-3		2-3 K		0-1 G3	
Jay Bell, R OBP: 0.404, SLG: 0.482 (1, 4)	1-0 F9	3-2 F8			4-2 BB		1-2 L4		
Luis Gonzalez, L OBP: 0.343, SLG: 0.522 (1, 7)	0-1 F8	0-0 G4-3			0-1 F8		1-1 P4		
Greg Colbrunn, R OBP: 0.619, SLG: 0.821 (1, 3)	4-0 HBP BB			2-0 HR	3-1 F7		1-1 F8		
Steve Finley, L OBP: 0.381, SLG: 0.635 (1, 8)	1-1 HBP			1-0 G4-3	3-1 F9		2-0 F9 1B 1B		
Bernard Gilkey, R OBP: 0.316, SLG: 0.419 (1, 9)	2-2 F9			0-0 E5 L8-6		2-3 K		2-3 K	
Damian Miller, R OBP: 0.375, SLG: 0.558 (1, 2)		1-0 HR		3-2 L8-6		4-2 1B BB		1-0 1B 1B	
Danny Klassen, R OBP: 0.333, SLG: 0.429 (1, 5)		1-1 HR		2-0 F9		1-1 F8		2-2 F9	
Randy Johnson, R OBP: 0.304, SLG: 0.318 (1, 1)		2-2 HBP		1-3 K		0-1 1B		0-0 1B	

AB	R	H	RBI	BB	SO	LOB
5	1	1	1	0	1	5
3	0	0	0	1	0	1
4	0	0	0	0	0	2
3	1	1	1	1	0	1
3	1	1	0	0	0	1
4	0	0	0	0	2	3
3	1	2	1	1	0	1
4	1	1	1	0	0	3
3	0	2	1	0	1	0

BOTTOM

San Diego Padres @ Arizona Diamondbacks
Bank One Ballpark, Phoenix, AZ

AB	32
R	5
H	8
RBI	5
BB	3
SO	4
LOB	17



WP: 0	PA: 37
PB: 0	
SB: 1	
CS: 0	

Fri May 05 2000, 10:05 PM EDT
Att. 42,297 - Sunny - 90 F

livebaseballscorecards.com

Inning Stats														
R	H	E	K	S	H	LOB	BB	P	R	H	E	K	S	P
1	1	0	0	12	1	2	1	22	2	4	0	0	2	23
2	2	0	0	12	2	1	0	19	0	0	0	0	0	0
3	1	1	0	6	1	0	0	12	0	0	0	0	0	18
4	0	0	1	5	0	0	1	9	0	0	0	1	23	0.00
5	0	0	0	8	0	0	0	11	0	0	0	8	11	0.00
6	1	0	0	14	1	0	0	18	0	0	0	12	19	9.00
7	0	0	2	14	0	0	0	23	0	0	0	14	14	7.20
8	0	0	0	8	0	0	0	11	0	0	0	11	11	1.200
9	0	0	0	11	0	0	0	19	0	0	0	11	19	3.000

PITCHER														
IP	WLS	BF	H	R	ER	SO	BB	IBB	HBP	BLK	WP	HR	S	P
5.0	L	23	4	4	4	1	2	0	0	0	0	4	43	80
1.0		5	1	0	0	2	1	0	0	0	0	0	14	23
1.0		3	0	0	0	0	0	0	0	0	0	0	8	11
1.0		6	3	1	1	1	0	0	0	0	0	0	12	19

IP	WLS	BF	H	R	ER	SO	BB	IBB	HBP	BLK	WP	HR	S	P
5.0	L	23	4	4	4	1	2	0	0	0	0	4	43	80
1.0		5	1	0	0	2	1	0	0	0	0	0	14	23
1.0		3	0	0	0	0	0	0	0	0	0	0	8	11
1.0		6	3	1	1	1	0	0	0	0	0	0	12	19

1B: 4	SF: 0	WP: 0	PA: 37
2B: 1	SAC: 0	PB: 0	
3B: 0	DP: 1	SB: 1	
HR: 4	HBP: 2	CS: 0	

Batter	1	2	3	4	5	6	7	8	9	AB R H RBI BB SO LOB	TOP		
Al Martin, L (1, 7) OBP: 0.378, SLG: 0.508	0-0 G1-3		2-1 L6		0-0 G3		2-1 G1-3			4 0 0 0 0 0 0	San Diego Padres @ Arizona Diamondbacks Bank One Ballpark, Phoenix, AZ Sat May 06 2000, 4:35 PM EDT Att. 36,827 - Dome - 72 F livebaseballscorecards.com		
Damian Jackson, R (1, 6) OBP: 0.413, SLG: 0.523	4-2 FC4-6 BB		1-2 F7		0-1 B3		0-3 K			3 0 0 0 1 1 0			
Eric Owens, R (1, 9) OBP: 0.395, SLG: 0.426	2-0 L6		2-2 G6-3		1-1 G6-3		1-3 K			4 0 0 0 0 1 1			
Phil Nevin, R (1, 5) OBP: 0.376, SLG: 0.598	1-0 FC4-6 1-2f			1-0 2B HR 1B		3-1 1B		0-3 K		4 1 2 0 0 1 1			
Ed Sprague, R (1, 3) OBP: 0.413, SLG: 0.953		1-1 HR		1-0 HR 2B		0-1 L4-3 1B		1-2 HR		4 3 4 2 0 0 0			
Bret Boone, R (1, 4) OBP: 0.320, SLG: 0.393		2-1 F9 S 1B		0-0 HR		0-2 L4-3 1-2		2-1 F3		4 1 2 3 0 0 2			
Wiki Gonzalez, R (1, 2) OBP: 0.350, SLG: 0.396		3-2 F9		2-2 F8		0-0 F7		1-2 F9		4 0 0 0 0 0 2			
Ruben Rivera, R (1, 8) OBP: 0.207, SLG: 0.407		0-1 L6		1-2 G6-3			0-0 F9		2-3 K	4 0 0 0 0 1 1			
Rodrigo Lopez, R (1, 1) Kevin Walker, L (2, 1) Vicente Palacios, R (5, 1) John Roskos, R (7, PH) Matt Whisenant, R (7, 1) Rodney Myers, R (8, 1)		3-3 K		1-1 G6-3			1-2 G6-3			1 0 0 0 0 0 1 1 1 0 0 0 0 0 0 0 0 0 0 0 0 0 0 0 1 0			
Inning Stats	R: 0 H: 0 E: 0 LOB: 1 K: 0 BB: 1 S: 6 P: 13	R: 1 H: 2 E: 0 LOB: 1 K: 1 BB: 0 S: 12 P: 21	R: 0 H: 0 E: 0 LOB: 0 K: 0 BB: 0 S: 8 P: 13	R: 3 H: 3 E: 0 LOB: 0 K: 0 BB: 0 S: 11 P: 17	R: 0 H: 0 E: 0 LOB: 0 K: 0 BB: 0 S: 5 P: 6	R: 0 H: 2 E: 0 LOB: 1 K: 0 BB: 0 S: 8 P: 11	R: 0 H: 0 E: 0 LOB: 0 K: 3 BB: 0 S: 7 P: 10	R: 0 H: 0 E: 0 LOB: 0 K: 3 BB: 0 S: 11 P: 12	R: 1 H: 1 E: 0 LOB: 0 K: 1 BB: 0 S: 14 P: 20	1B: 4 SF: 0 2B: 2 SAC: 0 3B: 0 DP: 1 HR: 3 HBP: 0	WP: 0 PA: 35 PB: 0 SB: 1 CS: 0		
PITCHER	IP WLS BF H R ER SO BB IBB HBP BLK WP HR S P ERA WHIP											PITCHER	IP WLS BF H R ER SO BB IBB HBP BLK WP HR S P ERA WHIP
Brian Anderson, L (1, 1) ERA: 4.62	7.0 W 28 7 4 4 1 1 0 0 0 0 0 2 57 91 5.14 1.143												
Byung-Hyun Kim, R (8, 1) ERA: 2.03	1.0 3 0 0 0 3 0 0 0 0 0 0 0 11 12 0.00 0.000												
Russ Springer, R (9, 1) ERA: 7.36	1.0 4 1 1 1 1 0 0 0 0 0 0 1 14 20 9.00 1.000												



Batter	1	2	3	4	5	6	7	8	9	AB R H RBI BB SO LOB	TOP		
Al Martin, L (1, 7) OBP: 0.381, SLG: 0.508 Ruben Rivera, R (8, 7) OBP: 0.200, SLG: 0.393	0-2 1B		3-2 1B		1-1 1		0-2 1		0-3 3	4 1 2 0 0 0 0 1 0 0 0 0 1 0	San Diego Padres @ Arizona Diamondbacks Bank One Ballpark, Phoenix, AZ Sun May 07 2000, 4:35 PM EDT Att. 38,060 - Dome - 72 F livebaseballscorecards.com		
Damian Jackson, R (1, 6) OBP: 0.400, SLG: 0.504 Chris Gomez, R (7, 6) OBP: 0.429, SLG: 0.250	2-3 1-2		2-2 1-2		1-0 2		0-3 2		4 0 0 0 0 2 2 0 0 0 0 0 0 0	3 0 1 1 1 0 1			
Ryan Klesko, L (1, 9) OBP: 0.355, SLG: 0.541	3-2 2-3		1-0 2-H		4-1 BB		1-0 3		4 0 1 0 0 1 2 0 0 0 0 0 0 0	4 0 0 0 0 3 1			
Phil Nevin, R (1, 5) OBP: 0.372, SLG: 0.586 Donne Wall, R (8, 1)		1-1 1B	2-3 3		1-1 3		2-2 1		4 0 1 0 0 1 2 0 0 0 0 0 0 0	3 0 1 0 0 1 0			
Ed Sprague, R (1, 3) OBP: 0.380, SLG: 0.872		1-3 1		2-2 1		0-3 1		3-3 2		4 0 2 0 0 1 3			
Bret Boone, R (1, 4) OBP: 0.326, SLG: 0.392		2-2 1-2		1-3 2		1-1 2		0-2 1B		4 0 0 0 0 1 3			
Eric Owens, R (1, 8) OBP: 0.398, SLG: 0.429		1-3 2		1-0 1B		1-0 1B		0-2 1-2f		3 0 1 0 1 0 2			
Carlos Hernandez, R (1, 2) OBP: 0.339, SLG: 0.327		1-1 3		0-1 1-3		4-0 1-2		2-2 1		2 0 0 0 0 1 2 0 0 0 0 0 0 0 0 0 0 0 0 0 0 1 0 0 0 0 0 2 0 0 0 0 0 0 0 1 0 0 0 0 1 0			
Matt Clement, R (1, 1) OBP: 0.118, SLG: 0.188 Carlos Almanzar, R (5, 1) 29 Kory DeHaan, L (6, PH) OBP: 0.152, SLG: 0.200 John Roskos, R (6, PH) OBP: 0.091, SLG: 0.095 Matt Whisenant, R (6, 1) Dave Magadan, L (8, 5) OBP: 0.300, SLG: 0.125			0-3 1	0-1 3		3-2 3		2-3 2		1B: 8 SF: 0 2B: 0 SAC: 0 3B: 0 DP: 0 HR: 0 HBP: 1		WP: 0 PA: 37 PB: 0 SB: 2 CS: 1	
Inning Stats	R: 0 H: 1 E: 0 LOB: 0 K: 1 BB: 0 S: 10 P: 15	R: 0 H: 1 E: 0 LOB: 2 K: 2 BB: 0 S: 12 P: 18	R: 1 H: 2 E: 0 LOB: 1 K: 2 BB: 0 S: 13 P: 21	R: 0 H: 2 E: 0 LOB: 2 K: 1 BB: 0 S: 11 P: 15	R: 0 H: 0 E: 0 LOB: 1 K: 0 BB: 1 S: 6 P: 13	R: 0 H: 1 E: 0 LOB: 2 K: 1 BB: 1 S: 10 P: 19	R: 0 H: 0 E: 0 LOB: 0 K: 1 BB: 0 S: 7 P: 8	R: 0 H: 1 E: 0 LOB: 1 K: 1 BB: 0 S: 13 P: 18	R: 0 H: 0 E: 0 LOB: 0 K: 2 BB: 0 S: 9 P: 13				
PITCHER	IP WLS BF H R ER SO BB IBB HBP BLK WP HR S P ERA WHIP											PITCHER	IP WLS BF H R ER SO BB IBB HBP BLK WP HR S P ERA WHIP
Todd Stottlemyre, R (1, 1) ERA: 5.3	5.2 W 26 7 1 1 7 2 0 1 0 0 0 58 94 1.59 1.588												
Greg Swindell, L (6, 1) ERA: 1.23	1.1 4 0 0 0 1 0 0 0 0 0 0 11 15 0.00 0.000												
Vicente Padilla, R (8, 1) ERA:	2.0 7 1 0 0 3 0 0 0 0 0 0 22 31 0.00 0.500												

Batter	1	2	3	4	5	6	7	8	9
Tony Womack, L OBP: 0.289, SLG: 0.411 (1, 6)	0-1 WP BB SF8 1B		1-0 G3	2-1 L4	0-0 2B 1-3 2-H			0-3 K	
Jay Bell, R OBP: 0.418, SLG: 0.479 (1, 4)	4-0 FC4-6 WP 1-2 BB		2-2 WP 1B		1B BB HBP			0-0 F8	
Luis Gonzalez, L OBP: 0.361, SLG: 0.521 (1, 7)	4-2 FC4-6 1-2 2-3 BB		1-0 F8		1B BB 2B			4-2 BB	
Erubiel Durazo, L OBP: 0.460, SLG: 0.630 (1, 3)	2-3 K		1-0 G4-3		4-1 1B 1-2 FC6-4 BB		1-1 G4-6-3 1B	1-2 G3	
Steve Finley, L OBP: 0.381, SLG: 0.633 (1, 8)	3-2 SF8			1-0 F8	0-0 FC6-4 1B		0-3 K		
Travis Lee, L OBP: 0.347, SLG: 0.483 (1, 9)	2-0 FC4-6 1-2f 2-3			3-2 1B	1-2 FC6-4 2B 1-2f 3-H		2-1 G4-6-3		
Damian Miller, R OBP: 0.365, SLG: 0.553 (1, 2)		0-0 F7		2-1 F7	1-0 FC7-6-2 2B 1-H		1-1 G6-3		
Lenny Harris, L OBP: 0.224, SLG: 0.290 (1, 5)		1-1 G4-3		0-1 BB 1-3 1B	2-2 FC7-6-2 1B 2-3 2B		3-1 G6-3		
Todd Stottlemyre, L OBP: 0.267, SLG: 0.385 (1, 1)		0-0 G6-3		4-2 BB 1-2 BB	3-2 2B 1-2 2B 1B		3-1 F2		

Inning Stats	R: 1	H: 1	E: 0	K: 1	S: 11	LOB: 2	BB: 2	P: 26	R: 0	H: 0	E: 0	K: 0	S: 4	LOB: 0	BB: 0	P: 5	R: 0	H: 1	E: 0	K: 0	S: 7	LOB: 1	BB: 0	P: 12	R: 0	H: 2	E: 0	K: 0	S: 12	LOB: 3	BB: 1	P: 24	R: 7	H: 6	E: 0	K: 0	S: 20	LOB: 2	BB: 2	P: 39	R: 0	H: 1	E: 0	K: 1	S: 7	LOB: 0	BB: 0	P: 10	R: 0	H: 0	E: 0	K: 0	S: 6	LOB: 0	BB: 0	P: 13	R: 0	H: 0	E: 0	K: 1	S: 11	LOB: 1	BB: 1	P: 16
--------------	------	------	------	------	-------	--------	-------	-------	------	------	------	------	------	--------	-------	------	------	------	------	------	------	--------	-------	-------	------	------	------	------	-------	--------	-------	-------	------	------	------	------	-------	--------	-------	-------	------	------	------	------	------	--------	-------	-------	------	------	------	------	------	--------	-------	-------	------	------	------	------	-------	--------	-------	-------

PITCHER										PITCHER																																																															
IP	WLS	BF	H	R	ER	SO	BB	IBB	HBP	BLK	WP	HR	S	P	ERA	WHIP	IP	WLS	BF	H	R	ER	SO	BB	IBB	HBP	BLK	WP	HR	S	P	ERA	WHIP																																								
Matt Clement, R (1, 1)	4.2	L	28	9	8	8	1	5	0	0	2	0	50	99	15.43	3.000	Carlos Almanzar, R (5, 1)	0.1	2	1	0	0	0	0	0	1	0	0	0	4	7	0.00	3.000	Matt Whisenant, L (6, 1)	2.0	6	1	0	0	1	0	0	0	0	0	0	0	0	0	13	23	0.00	0.500	Donne Wall, R (8, 1)	1.0	4	0	0	0	1	1	0	0	0	0	0	0	0	0	11	16	0.00	1.000


BOTTOM

San Diego Padres @ Arizona Diamondbacks
Bank One Ballpark, Phoenix, AZ

Sun May 07 2000, 4:35 PM EDT
Att: 38,060 - Dome - 72 F

AB	R	H	RBI	BB	SO	LOB
5	2	2	1	0	1	3
2	1	1	0	2	0	0
3	1	2	2	2	0	1
4	1	1	0	1	1	5
3	0	1	3	0	1	1
4	1	1	1	0	0	4
4	0	1	1	0	0	1
4	1	1	0	0	0	1
2	1	1	0	1	0	0
0	0	0	0	0	0	0
1	0	0	0	0	0	0
0	0	0	0	0	0	0

AB	32
R	8
H	11
RBI	8
BB	6
SO	3
LOB	16



1B	8	SF	1	WP	2	PA	40
2B	3	SAC	0	PB	0		
3B	0	DP	1	SB	0		
HR	0	HBP	1	CS	0		

Batter	1	2	3	4	5	6	7	8	9	AB R H RBI BB SO LOB	TOP	
Al Martin, L (1, 7) X OBP: 0.382, SLG: 0.511	0-0 1B G1-3 1B		0-1 G4-1		0-0 G3			1-0 G1-3 2B	1-0 G4-3	5 0 2 0 0 0 3		
Damian Jackson, R (1, 6) B X OBP: 0.388, SLG: 0.487	1-0 G1-3 1-2		2-3 K		2-1 G6-3			0-0 G6-3		4 0 0 0 0 1 2		
Ryan Klesko, L (1, 3) C B B X OBP: 0.360, SLG: 0.549	2-1 G4-6-3 2-3 1B		1-0 2B			1-2 G5-3		0-1 G1-3 2-3		4 0 2 0 0 0 1		
Phil Nevin, R (1, 5) X OBP: 0.361, SLG: 0.567	0-0 G4-6-3 1-2f		1-2 G6-3			1-1 G5-3		1-0 F8		4 0 0 0 0 0 4		
Eric Owens, R (1, 9) C B X OBP: 0.402, SLG: 0.431		1-1 F9		1-0 FC1-6 1B		1-1 1B		2-2 G5-3		4 0 2 0 0 0 0		
Bret Boone, R (1, 4) B OBP: 0.323, SLG: 0.387		3-3 K2-3		2-2 FC1-6 1-2f S		2-1 G5-3		2-1 BB DI 1B		4 0 1 0 0 1 2		
Carlos Hernandez, R (1, 2) C B X OBP: 0.317, SLG: 0.302		1-1 E6 BB		1-2 F8			1-3 K	0-1 F8		4 0 0 0 0 1 2		
Ruben Rivera, R (1, 8) B C B B B B B OBP: 0.265, SLG: 0.400		4-2 1-2 BB		3-3 1-2 K			2-2 G4-6-3 1B	4-0 BB BB		2 0 1 0 2 1 1		
Brian Meadows, R (1, 1) C B B X Kevin Walker, L (6, 1) B Dave Magadan, L (7, PH) B Donne Wall, R (7, 1) B Carlos Almanzar, R (8, 1) B Ed Sprague, R (9, PH) B OBP: 0.133, SLG: 0.133 OBP: 0.500, SLG: 0.500 OBP: 0.273, SLG: 0.111 OBP: 0.392, SLG: 0.872		2-2 F9		3-2 F7			2-1 G4-6-3 1-2f	4-1 BB 1-2 2-3 BB		2 0 0 0 0 0 2 0 0 0 0 0 0 0 1 0 0 0 0 0 1 0 0 0 0 0 0 0 0 0 0 0 0 0 0 0 0 0 0 1 0 0		
Inning Stats	R: 0 H: 2 E: 0 LOB: 1 K: 0 BB: 0 S: 5 P: 8	R: 0 H: 0 E: 1 LOB: 2 K: 1 BB: 1 S: 15 P: 26	R: 0 H: 1 E: 0 LOB: 1 K: 1 BB: 0 S: 9 P: 13	R: 0 H: 1 E: 0 LOB: 1 K: 1 BB: 0 S: 12 P: 19	R: 0 H: 0 E: 0 LOB: 0 K: 0 BB: 0 S: 7 P: 12	R: 0 H: 1 E: 0 LOB: 1 K: 0 BB: 0 S: 9 P: 14	R: 0 H: 1 E: 0 LOB: 0 K: 1 BB: 0 S: 9 P: 14	R: 0 H: 1 E: 0 LOB: 1 K: 0 BB: 0 S: 5 P: 7	R: 0 H: 1 E: 0 LOB: 3 K: 0 BB: 2 S: 9 P: 22	1B: 6 SF: 0 2B: 2 SAC: 0 3B: 0 DP: 2 HR: 0 HBP: 0	WP: 0 PA: 37 PB: 0 SB: 1 CS: 0	
PITCHER	IP WLS BF H R ER SO BB IBB HBP BLK WP HR S P ERA WHIP											
Steve Parris, R (1, 1) ERA: 5.14	6.0 W 24 5 0 0 3 1 0 0 0 0 0 0 57 92 0.00 1.000											
Scott Williamson, R (7, 1) ERA: 2.22	1.0 H 3 1 0 0 1 0 0 0 0 0 0 0 9 14 0.00 1.000											
Danny Graves, R (8, 1) ERA: 1.29	2.0 S 10 2 0 0 0 2 0 0 0 0 0 0 14 29 0.00 2.000											

San Diego Padres @ Cincinnati Reds
Cinergy Field, Cincinnati, OH
Tue May 09 2000, 7:05 PM EDT
Att. 22,435 - Cloudy - 82 F

livebaseballscorecards.com

AB	34
R	0
H	8
RBI	0
BB	3
SO	4
LOB	18



Batter	1	2	3	4	5	6	7	8	9	AB	R	H	RBI	BB	SO	LOB
Pokey Reese, R OBP: 0.403, SLG: 0.405 (1, 4)	3-2 HBP	0-2 F3				4-2 S BB		3-2 1B		3	0	1	0	1	0	4
Sean Casey, L OBP: 0.338, SLG: 0.305 (1, 3)	2-2 F7		0-0 G5-4-3 E 1B		0-1 G6-4-3 1B	3-2 G6-3		0-0 G3		5	0	2	0	0	0	5
Ken Griffey Jr., L OBP: 0.333, SLG: 0.465 (1, 8)	4-0 G6-4-3 1-2 IBB		2-0 E3 G5-4-3 1-2		1-0 F2		4-2 2B BB			2	0	0	0	2	0	3
Dante Bichette, R OBP: 0.280, SLG: 0.357 (1, 9)	0-1 G6-4-3 1-2f		1-0 G5-4-3 1-2f 2-3		1-1 G6-4-3 1-2f 2-3		0-1 FC4 1-3 2B			4	0	1	0	0	0	6
Eddie Taubensee, L OBP: 0.396, SLG: 0.517 (1, 2)		4-1 2B SF8 BB	4-1			0-0 G6-3		0-1 FC4 2-3		2	1	0	0	2	0	2
Michael Tucker, L OBP: 0.352, SLG: 0.452 (1, 7)		2-1 L7	0-1 F8			1-2 2B FC5-2 1B		1-0 L3		4	0	1	0	0	0	5
Aaron Boone, R OBP: 0.375, SLG: 0.430 (1, 5)		1-2 SF8 1-3 2B		2-3 K		0-0 FC5-2 1-3 E 2B		1-0 F7		4	1	2	0	0	1	2
Gookie Dawkins, R OBP: 0.256, SLG: 0.268 (1, 6)		4-0		2-2 G4-3		4-0 E FC5-2 IBB		0-1 F8		1	0	0	0	1	0	0
Hal Morris, L OBP: 0.333, SLG: 0.455 (6, PH)										0	0	0	0	1	0	0
Juan Castro, R OBP: 0.313, SLG: 0.625 (7, 6)										1	0	0	0	0	0	0
Steve Parris, R OBP: 0.200, SLG: 0.444 (1, 1)		1-1 SF8		0-0 F5		1-2 FC5-2 E		0-0 G1-3		1	0	0	1	0	0	0
Alex Ochoa, R OBP: 0.375, SLG: 0.585 (6, PH)										1	0	0	0	0	0	3
Scott Williamson, R (7, 1)										0	0	0	0	0	0	0
Danny Graves, R (8, 1)		2-3 3-H				1-2 2-3 3-Hf				1	0	0	0	0	0	0

Inning Stats	R: 0	H: 0	E: 0	K: 0	S: 9	H: 0	LOB: 1	BB: 1	P: 18	R: 1	H: 1	E: 0	K: 0	S: 11	H: 1	LOB: 2	BB: 2	P: 23	R: 0	H: 1	E: 0	K: 0	S: 6	H: 0	LOB: 0	BB: 0	P: 13	R: 0	H: 1	E: 0	K: 0	S: 8	H: 1	LOB: 1	BB: 1	P: 14	R: 1	H: 2	E: 1	K: 0	S: 15	H: 2	LOB: 3	BB: 1	P: 25	R: 0	H: 1	E: 0	K: 0	S: 8	H: 1	LOB: 2	BB: 1	P: 14	R: 0	H: 1	E: 0	K: 0	S: 7	H: 1	LOB: 1	BB: 0	P: 10
1B: 4	SF: 1	2B: 3	SAC: 0	3B: 0	DP: 3	HR: 0	HBP: 1	WP: 0	PA: 38	SB: 2	CS: 0	1B: 4	SF: 1	2B: 3	SAC: 0	3B: 0	DP: 3	HR: 0	HBP: 1	WP: 0	PA: 38	SB: 2	CS: 0	1B: 4	SF: 1	2B: 3	SAC: 0	3B: 0	DP: 3	HR: 0	HBP: 1	WP: 0	PA: 38	SB: 2	CS: 0	1B: 4	SF: 1	2B: 3	SAC: 0	3B: 0	DP: 3	HR: 0	HBP: 1	WP: 0	PA: 38	SB: 2	CS: 0																

PITCHER	IP	WLS	BF	H	R	ER	SO	BB	IBB	HBP	BLK	WP	HR	S	P	ERA	WHIP
Brian Meadows, R ERA: 4.23 (1, 1)	5.2	L	28	5	2	1	1	3	3	1	0	0	0	54	99	1.59	1.412
Kevin Walker, L ERA: 7.45 (6, 1)	0.1		1	0	0	0	0	0	0	0	0	0	0	4	7	0.00	0.000
Donne Wall, R ERA: 2.81 (7, 1)	1.0		5	1	0	0	0	1	0	0	0	0	0	8	14	0.00	2.000
Carlos Almanzar, R ERA: 4.66 (8, 1)	1.0		4	1	0	0	0	0	0	0	0	0	0	7	10	0.00	1.000

BOTTOM

San Diego Padres @ Cincinnati Reds
Cinergy Field, Cincinnati, OH

Tue May 09 2000, 7:05 PM EDT
Att: 22,435 - Cloudy - 82 F

livebaseballscorecards.com

AB	29
R	2
H	7
RBI	1
BB	7
SO	1
LOB	30



Batter	1	2	3	4	5	6	7	8	9	AB R H RBI BB SO LOB	TOP			
Eric Owens, R OBP: 0.404, SLG: 0.457 (1, 9) BB C C C C X	3-2 F8 ①		3-2 G6-4-3 1B 1-2 ②			2-2 HR		3-2 G4-3 ①		4 1 2 1 0 0 0				
Ruben Rivera, R OBP: 0.263, SLG: 0.382 (1, 8) F B B X	2-1 F9 ②		0-0 G6-4-3 1-2f ③			0-2 FC6-4 1B		2-3 K ②		4 0 1 0 0 1 2				
Phil Nevin, R OBP: 0.358, SLG: 0.553 Trevor Hoffman, R (8, 1) B B C C B	4-2 BB			2-3 K ①		0-3 K ②		3-1 G3-1 ③		3 0 0 0 1 2 1 0 0 0 0 0 0 0				
Ed Sprague, R OBP: 0.364, SLG: 0.804 (1, 3) (8, 5) B C F X	1-2 F9 ③			3-1 F7 ②		2-2 FC6-4 1-2f ③			2-3 K ①	4 0 0 0 0 1 2				
Bret Boone, R OBP: 0.321, SLG: 0.383 (1, 4) B B C C C C S		3-2 F9 ①		2-0 L8 ③			1-0 BB 1B		1-3 K ②	4 0 1 0 0 1 0				
Wiki Gonzalez, R OBP: 0.344, SLG: 0.386 (1, 2) B B B X		2-2 F9 ②			2-0 F9 ①		2-2 F9 ①		1-1 BB 1B	4 0 1 0 0 0 1				
John Roskos, R OBP: 0.120, SLG: 0.087 Rodney Myers, R (7, 1) Al Martin, L OBP: 0.379, SLG: 0.507 (8, 7) B X		1-0 F8 ③			0-1 G4-3 ②		4-1 BB 1-2 BB		1-2 G6-3 ③	2 0 0 0 1 0 0 0 0 0 0 0 0 0 1 0 0 0 0 0 1				
Chris Gomez, R OBP: 0.435, SLG: 0.278 Ryan Klesko, L OBP: 0.357, SLG: 0.544 (7, PH) (7, 7) (8, 3) F X			0-1 1B 1B		1-1 G4-3 ③		0-1 F7 ②			2 0 1 0 0 0 0 1 0 0 0 0 0 2				
Sterling Hitchcock, L (1, 1) Dave Magadan, L OBP: 0.273, SLG: 0.111 (7, PH) Damian Jackson, R OBP: 0.385, SLG: 0.483 (7, 6) B X			1-0 F2 ①			2-1 G5-3 ①	2-0 P6 ③			2 0 0 0 0 0 1 0 0 0 0 0 0 0 1 0 0 0 0 0 2				
Inning Stats	R: 0 E: 0 K: 0 S: 10 H: 0 LOB: 1 BB: 1 P: 20	R: 0 E: 0 K: 0 S: 12 H: 0 LOB: 0 BB: 0 P: 18	R: 0 E: 0 K: 0 S: 7 H: 2 LOB: 1 BB: 0 P: 11	R: 0 E: 0 K: 1 S: 6 H: 0 LOB: 0 BB: 0 P: 13	R: 0 E: 0 K: 0 S: 5 H: 0 LOB: 0 BB: 0 P: 8	R: 1 E: 0 K: 1 S: 16 H: 2 LOB: 1 BB: 0 P: 22	R: 0 E: 0 K: 0 S: 8 H: 1 LOB: 2 BB: 1 P: 17	R: 0 E: 0 K: 1 S: 8 H: 0 LOB: 0 BB: 0 P: 16	R: 0 E: 0 K: 2 S: 14 H: 1 LOB: 1 BB: 0 P: 19	1B: 5 2B: 0 3B: 0 HR: 1 SF: 0 SAC: 0 DP: 1 HBP: 0	WP: 0 PB: 0 SB: 0 CS: 0 PA: 34			
PITCHER	IP WLS BF H R ER SO BB IBB HBP BLK WP HR S P ERA WHIP												PITCHER	IP WLS BF H R ER SO BB IBB HBP BLK WP HR S P ERA WHIP
Ron Villone, L ERA: 4.19 (1, 1)	6.1 W 25 5 1 1 2 2 0 0 0 0 0 1 61 104 1.42 1.105													
Scott Sullivan, R ERA: 3.54 (7, 1)	0.1 H 1 0 0 0 0 0 0 0 0 0 0 0 2 2 0.00 0.000													
Dennys Reyes, L ERA: 7.04 (7, 1)	0.1 H 1 0 0 0 0 0 0 0 0 0 0 0 1 3 0.00 0.000													
Scott Williamson, R ERA: 2.05 (8, 1)	2.0 S 7 1 0 0 3 0 0 0 0 0 0 0 0 22 35 0.00 0.500													

San Diego Padres @ Cincinnati Reds
Cinergy Field, Cincinnati, OH
Wed May 10 2000, 7:05 PM EDT
Att. 27,797 - Cloudy - 69 F

livebaseballscorecards.com

AB	32
R	1
H	6
RBI	1
BB	2
SO	5
LOB	12



Batter	1	2	3	4	5	6	7	8	9
Pokey Reese, R OBP: 0.399, SLG: 0.417 (1, 4)	0-1 1B 3B	1-1 F9 2-3			2-1 F9		1-3 K		
Alex Ochoa, R OBP: 0.385, SLG: 0.578 (1, 7)	2-1 G5-4-3 1B 3-H		2-3 K		3-3 K			0-0 PB HR 1B	
Ken Griffey Jr., L OBP: 0.345, SLG: 0.466 (1, 8)	2-0 G5-4-3 1-2 1B		3-3 K		4-2 BB			4-2 HR BB	
Dante Bichette, R OBP: 0.279, SLG: 0.378 Michael Tucker, L OBP: 0.352, SLG: 0.452 (1, 9) (9, 9)	1-0 G5-4-3 1-2 2-3 1B		1-3 K		2-2 F9			0-1 HR 1-H 2-H	
Sean Casey, L OBP: 0.333, SLG: 0.290 (1, 3)	2-3 K			4-2 WP FC5-2 BB		2-1 G4-3		2-3 K	
Aaron Boone, R OBP: 0.371, SLG: 0.423 (1, 5)		2-0 G5-3		3-1 FC5-2 WP 1-2 1B		2-2 F8		0-1 F9	
Benito Santiago, R OBP: 0.333, SLG: 0.474 (1, 2)		0-1 G4-3 2B 2B		1-0 L7		2-2 G6-3		0-2 F8	
Juan Castro, R OBP: 0.263, SLG: 0.526 (1, 6)		0-1 G4-3 2-3		2-2 FC5-2 1-3 2-H			0-1 F7		
Ron Villone, L OBP: 0.273, SLG: 0.364 Scott Sullivan, R OBP: 0.333, SLG: 0.333 Dennys Reyes, R (7, 1) Hal Morris, L OBP: 0.321, SLG: 0.435 Scott Williamson, R (8, 1)		2-1 WP 2B 3-H		1-3 K			1-3 K		

AB	R	H	RBI	BB	SO	LOB
4	1	1	0	0	1	1
4	1	2	1	0	2	0
2	1	1	0	2	1	0
4	1	1	3	0	1	3
0	0	0	0	0	0	0
3	0	0	0	1	2	1
4	0	1	0	0	0	0
4	1	1	0	0	0	2
3	0	0	0	0	0	3
2	0	1	1	0	1	2
0	0	0	0	0	0	0
0	0	0	0	0	0	0
1	0	0	0	0	1	0
0	0	0	0	0	0	0

AB	R	H	RBI	BB	SO	LOB
31	5	8	5	3	9	12

Inning Stats		R: 1	H: 3	E: 0	LOB: 1	K: 1	S: 9	P: 16
Inning Stats		R: 1	H: 2	E: 0	LOB: 1	K: 0	S: 9	P: 14
Inning Stats		R: 0	H: 0	E: 0	LOB: 0	K: 3	S: 10	P: 16
Inning Stats		R: 0	H: 1	E: 0	LOB: 2	K: 1	S: 12	P: 23
Inning Stats		R: 0	H: 0	E: 0	LOB: 1	K: 1	S: 10	P: 21
Inning Stats		R: 0	H: 0	E: 0	LOB: 0	K: 2	S: 9	P: 11
Inning Stats		R: 3	H: 2	E: 0	LOB: 0	K: 1	S: 14	P: 20

PITCHER	IP	WLS	BF	H	R	ER	SO	BB	IBB	HBP	BLK	WP	HR	S	P	ERA	WHIP
Sterling Hitchcock, L ERA: 4.99 (1, 1)	6.0	L	25	6	2	2	6	2	0	0	0	2	0	58	104	3.00	1.333
Rodney Myers, R ERA: (7, 1)	1.0		3	0	0	0	2	0	0	0	0	0	0	9	11	0.00	0.000
Trevor Hoffman, R ERA: 2.84 (8, 1)	1.0		6	2	3	3	1	1	0	0	0	0	1	14	20	27.00	3.000

PITCHER	IP	WLS	BF	H	R	ER	SO	BB	IBB	HBP	BLK	WP	HR	S	P	ERA	WHIP

San Diego Padres @ Cincinnati Reds
Cinergy Field, Cincinnati, OH
Wed May 10 2000, 7:05 PM EDT
Att: 27,797 - Cloudy - 69 F

livebaseballscorecards.com

AB	31
R	5
H	8
RBI	5
BB	3
SO	9
LOB	12



Batter	1	2	3	4	5	6	7	8	9	AB	R	H	RBI	BB	SO	LOB
Pokey Reese, R OBP: 0.399, SLG: 0.419 (1, 4)	1-0 1B S 1B	2-2 SF9		1-2 G6-3		0-3 K		1-0 G4-3 1B		4	0	2	1	0	1	1
Dmitri Young, S OBP: 0.328, SLG: 0.434 Danny Graves, R (9, 1)	2-1 F8	0-0 CS 2B			2-2 F9		0-1 G6-3	0-1 SF8		4	0	1	2	0	0	1
Ken Griffey Jr., L OBP: 0.347, SLG: 0.483 (1, 8)	3-3 K	1-1 F8		1-1 HR	1-2 HR		4-2 1B 1B BB	1-1 G4-3		4	2	1	1	1	1	3
Eddie Taubensee, L OBP: 0.396, SLG: 0.511 (1, 2)	3-2 1B		1-3 K		2-3 K		1-0 1B 1B 1B	2-2 F8		5	1	2	0	0	2	1
Dante Bichette, R OBP: 0.291, SLG: 0.402 (1, 9)	2-1 G1-3		2-1 HR		4-0 BB		2-0 P4		4-2 HR BB	3	2	1	1	2	0	4
Sean Casey, L OBP: 0.338, SLG: 0.343 (1, 3)		1-0 HR	2-1 G6-3		0-1 F7		1-2 1B 1B		2-3 K	5	1	2	2	0	1	2
Aaron Boone, R OBP: 0.380, SLG: 0.459 (1, 5)		0-2 1B 2B 1B	3-2 P4		1-1 G6-3		0-0 1B 1B		1-0 HR	5	2	3	3	0	0	0
Juan Castro, R OBP: 0.261, SLG: 0.478 (1, 6)		1-0 2B SF9 1B		1-1 G5-3		3-2 P6		3-2 G1-3		4	1	1	0	0	0	2
Rob Bell, R Hal Morris, L Manny Aybar, R Scott Sullivan, R Chris Spivey, R Dennys Reyes, R Elmer Dessens, R Michael Tucker, L		1-2 SF9 2B 2B		1-1 G3		3-2 1B		0-1 1B WP SF8 1B		0	0	0	0	0	0	0

BOTTOM															
San Diego Padres @ Cincinnati Reds Cinergy Field, Cincinnati, OH Thu May 11 2000, 12:35 PM EDT Att. 24,825 - Sunny - 67 F															
AB	38	R	11	H	16	RBI	11	BB	3	SO	5	LOB	14		
WP	1	PA	43												
REDS															

Inning Stats	R: 0	H: 2	E: 0	K: 1	S: 11	H: 2	LOB: 2	BB: 0	P: 22	R: 4	H: 5	E: 0	K: 0	S: 15	R: 1	H: 1	E: 0	K: 1	S: 11	R: 1	H: 1	E: 0	K: 1	S: 11	R: 0	H: 1	E: 0	K: 1	S: 7	R: 0	H: 1	E: 0	K: 1	S: 11	R: 2	H: 3	E: 0	K: 0	S: 14	R: 1	H: 2	E: 0	K: 0	S: 10	R: 2	H: 1	E: 0	K: 1	S: 7	1B: 10	SF: 2	2B: 2	SAC: 0	3B: 0	DP: 0	HR: 4	HBP: 0	WP: 1	PA: 43
PITCHER	IP	WLS	BF	H	R	ER	SO	BB	IBB	HBP	BLK	WP	HR	S	P	ERA	WHIP																																										
Rodrigo Lopez, R ERA: 10.24	(1, 1)	1.0		9	6	4	1	0	0	0	0	0	1	19	33	36.00	6.000																																										
Vicente Palacios, R ERA: 6.75	(2, 1)	2.0		7	2	1	1	0	0	0	0	0	1	18	29	4.50	1.000																																										
Kevin Walker, L ERA: 6.94	(4, 1)	2.0		8	1	1	1	1	0	0	0	0	1	18	30	4.50	1.000																																										
Carlos Almanzar, R ERA: 4.43	(6, 1)	1.0	H	4	1	0	1	0	0	0	0	0	0	11	18	0.00	1.000																																										
Donne Wall, R ERA: 3.71	(7, 1)	1.0	H	7	3	2	2	1	0	0	0	0	0	14	25	18.00	4.000																																										
PITCHER	IP	WLS	BF	H	R	ER	SO	BB	IBB	HBP	BLK	WP	HR	S	P	ERA	WHIP																																										
Rodney Myers, R ERA: 4.5	(8, 1)	0.0		2	2	1	0	0	0	0	0	0	0	3	4	∞	∞																																										
Matt Whisenant, L ERA: 3.31	(8, 1)	1.1	L	6	1	2	1	1	0	0	0	0	0	14	24	13.50	1.500																																										

Batter	1	2	3	4	5	6	7	8	9	AB R H RBI BB SO LOB	TOP											
Tony Womack, L (1, 6) OBP: 0.294, SLG: 0.414	1-2 G4-3		1-0 F8			4-0 G5-3 1B BB	2-2 2-H 3-H 1B		0-1 G4-3	4 1 1 2 1 0 1												
Jay Bell, R (1, 4) OBP: 0.428, SLG: 0.504	4-1 2B BB			0-0 F9		0-0 F7	2-2 L5			3 0 0 0 1 0 2												
Luis Gonzalez, L (1, 7) OBP: 0.384, SLG: 0.558	3-2 1-H 2B			0-1 F8		1-2 G5-3		2-1 G4-3		4 0 1 0 0 0 1												
Erubiel Durazo, L (1, 3) OBP: 0.436, SLG: 0.558	3-0 G4-3			3-0 E3 HR		0-0 2-H 1B		1-2 G4-3		4 1 1 1 0 0 1												
Steve Finley, L (1, 8) OBP: 0.379, SLG: 0.657			1-1 L6		2-1 1-H HR	3-3 K		2-1 G4-3		4 1 1 2 0 1 1												
Travis Lee, L (1, 9) OBP: 0.365, SLG: 0.490			2-1 E3 G5-4-3		0-0 F8		0-1 G4-3		2-2 2B 1B	4 1 1 0 0 0 0												
Damian Miller, R (1, 2) OBP: 0.371, SLG: 0.649			2-0 G5-4-3 1-2f			1-2 G6-3	1-1 SH2-4 1B 1B		0-1 F8 1-H 2B	4 1 2 1 0 0 1												
Lenny Harris, L (1, 5) OBP: 0.222, SLG: 0.284			3-1 G4-3		1-0 F9		0-0 SH2-4 1B 1B		0-3 K	4 1 1 0 0 1 1												
Brian Anderson, R (1, 1) OBP: 0.125, SLG: 0.133			0-1 F7		0-1 P6		2-2 SH2-4		1-2 F8	2 0 0 0 0 0 0												
Mike Morgan, R (8, 1) OBP: 0.667, SLG: 0.667										0 0 0 0 0 0 0												
Andy Fox, L (9, PH) OBP: 0.255, SLG: 0.275										1 0 0 0 0 0 1												
Greg Swindell, L (9, 1)										0 0 0 0 0 0 0												
Byung-Hyun Kim, R (9, 1)										0 0 0 0 0 0 0												
Inning Stats	R: 0 E: 0 K: 0 S: 9	H: 1 LOB: 1 BB: 1 P: 20	R: 0 E: 1 K: 0 S: 5	H: 0 LOB: 0 BB: 0 P: 10	R: 0 E: 0 K: 0 S: 5	H: 0 LOB: 0 BB: 0 P: 9	R: 2 E: 1 K: 0 S: 7	H: 1 LOB: 0 BB: 0 P: 12	R: 0 E: 0 K: 0 S: 6	H: 0 LOB: 0 BB: 0 P: 8	R: 1 E: 0 K: 1 S: 9	H: 1 LOB: 1 BB: 1 P: 17	R: 2 E: 0 K: 0 S: 15	H: 3 LOB: 1 BB: 0 P: 22	R: 0 E: 0 K: 0 S: 7	H: 0 LOB: 0 BB: 0 P: 12	R: 1 E: 0 K: 1 S: 13	H: 2 LOB: 1 BB: 0 P: 16	1B: 5 2B: 2 3B: 0 HR: 1	SF: 0 SAC: 1 DP: 1 HBP: 0	WP: 0 PB: 0 SB: 0 CS: 0	PA: 37
PITCHER	IP WLS BF H R ER SO BB IBB HBP BLK WP HR S P ERA WHIP																					
Matt Clement, R (1, 1) ERA: 5.01	6.0 L 23 3 3 1 1 2 0 0 0 0 0 1 41 76 1.50 0.833																					
Carlos Almanzar, R (7, 1) ERA: 5.06	1.0 6 3 2 2 0 0 0 0 0 0 0 0 15 22 18.00 3.000																					
Matt Whisenant, L (8, 1) ERA: 3.12	1.0 3 0 0 0 0 0 0 0 0 0 0 0 7 12 0.00 0.000																					
Brandon Kolb, R (9, 1) ERA: 9.0	1.0 5 2 1 1 1 0 0 0 0 0 0 0 13 16 9.00 2.000																					

Arizona Diamondbacks @ San Diego Padres
Qualcomm Stadium, San Diego, CA
Fri May 12 2000, 10:05 PM EDT
Att. 24,391 - Sunny - 72 F

AB	34
R	6
H	8
RBI	6
BB	2
SO	2
LOB	9



BOTTOM

Arizona Diamondbacks @ San Diego Padres
Qualcomm Stadium, San Diego, CA

livebaseballscorecards.com

AB 37
R 4
H 9
RBI 4
BB 4
SO 3
LOB 20



WP: 0 PA: 41
PB: 0
SB: 0
CS: 0

ERA WHIP

ERA 1.29 WHIP 1.286
ERA 1.73 WHIP 1.000
ERA 2.76 WHIP 9.000
ERA 1.62 WHIP 0.000

Fri May 12 2000, 10:05 PM EDT
Att. 24,391 - Sunny - 72 F

AB R H RBI BB SO LOB

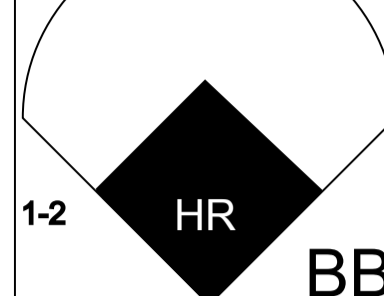
4	1	1	0	1	0	0
5	0	0	0	0	1	3
4	2	2	3	1	1	1
5	0	1	0	0	0	2
3	0	0	0	2	0	0
4	0	2	1	0	0	1
4	0	1	0	0	0	6
3	0	1	0	0	0	2
1	0	0	0	0	0	1
0	0	0	0	0	0	0
0	0	0	0	0	0	0
0	0	0	0	0	0	0
1	1	1	0	0	0	0

1B: 8 SF: 0
2B: 0 SAC: 0
3B: 0 DP: 0
HR: 1 HBP: 0

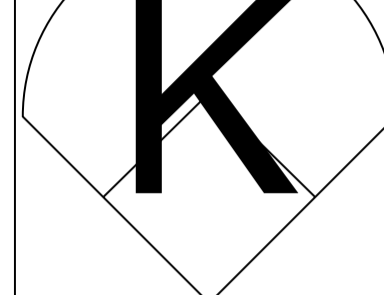
WP HR S P

WP 0 HR 0 S 0 P 0
ERA 1.29 WHIP 1.286
ERA 1.73 WHIP 1.000
ERA 2.76 WHIP 9.000
ERA 1.62 WHIP 0.000

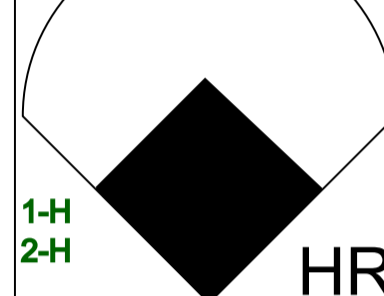
4-2



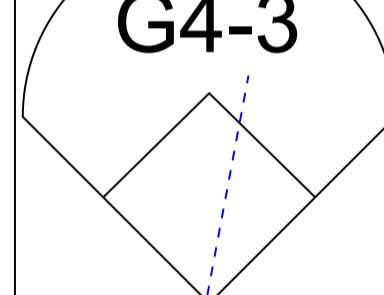
1-2



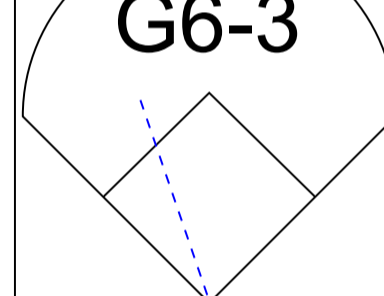
2-1



1-1



0-1



0-0



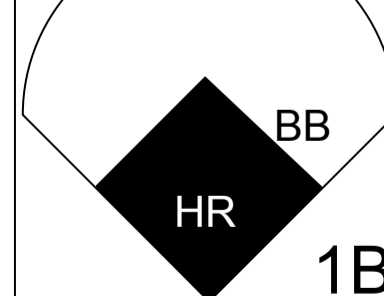
2-1



1-1




1-2



1B

2-2



2-3



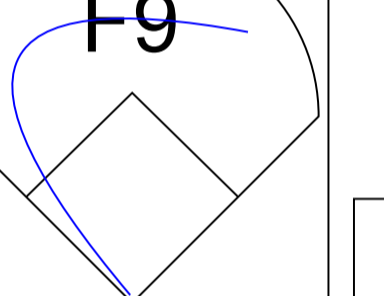
3-1



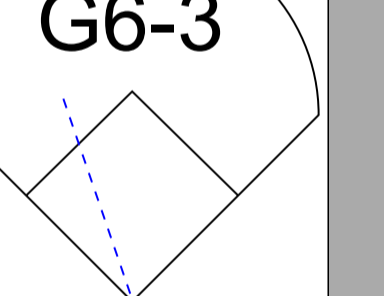
0-2



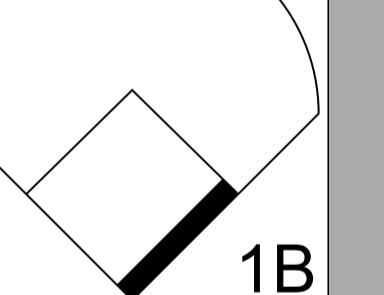
0-0



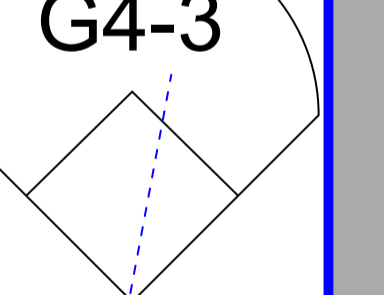
2-1




1-1



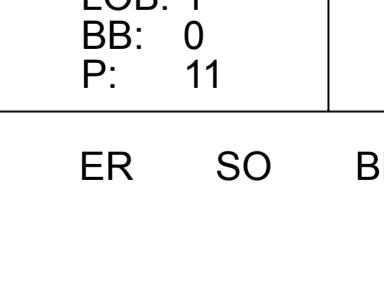
1-2



1-2



2-2



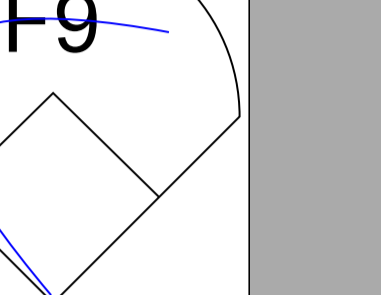
2-2



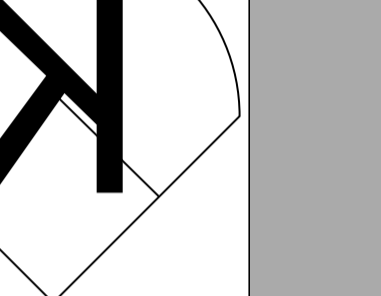
2-2



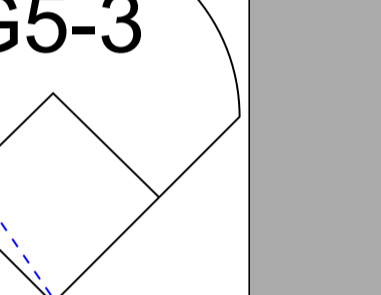
1-2




4-1




2-2



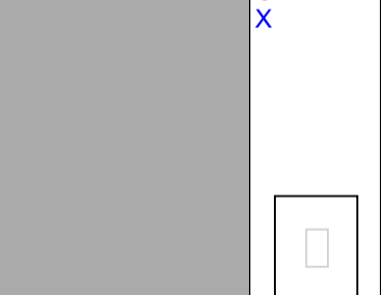
1-2



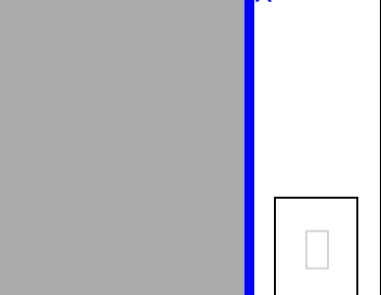
1-0




1-0



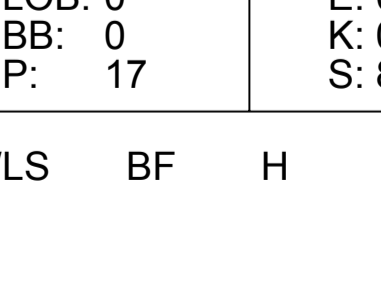
1-2



1-1



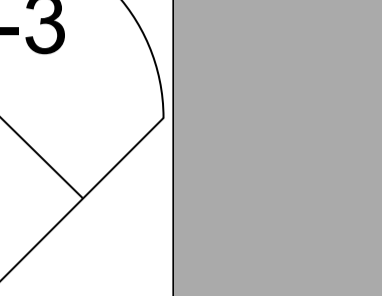
1-2



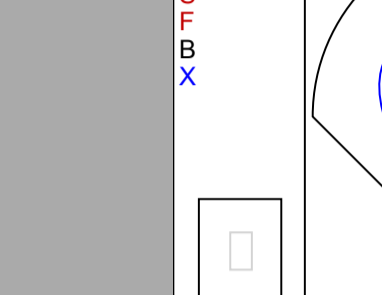
2-2



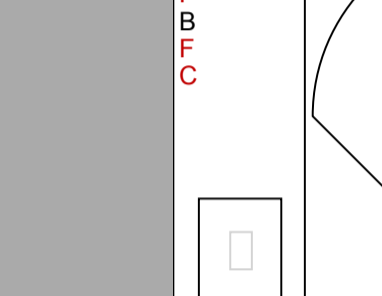
2-1



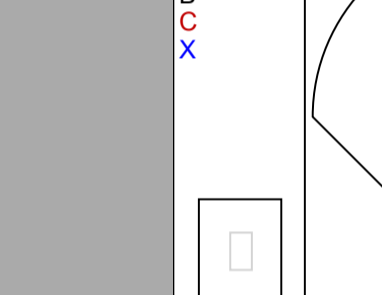
1-2



4-1



2-2



1-2



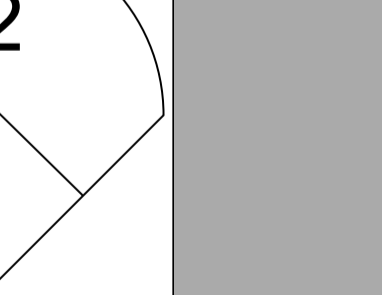
1-0



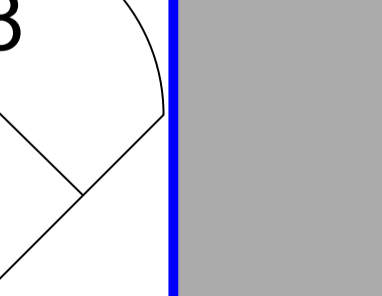
1-0



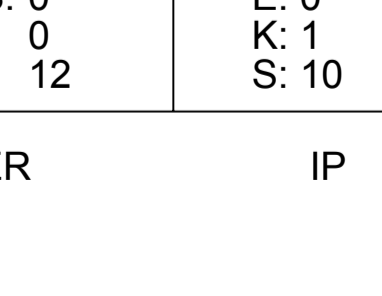
1-2



1-1



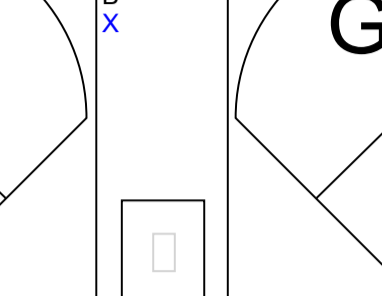
1-2




2-2



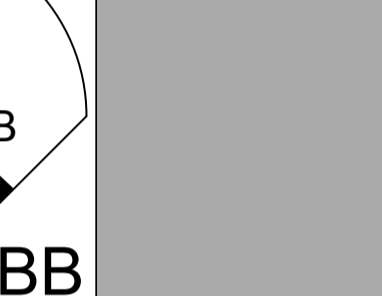
0-0



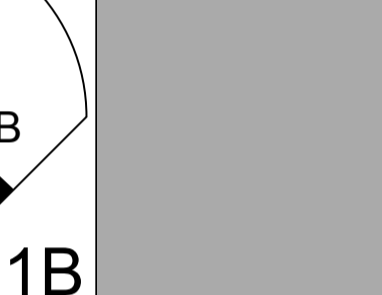
0-1



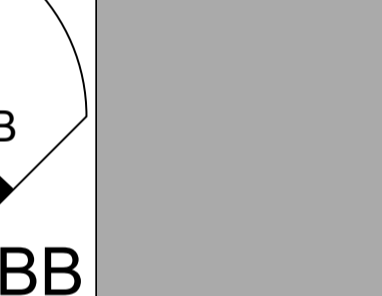
2-2



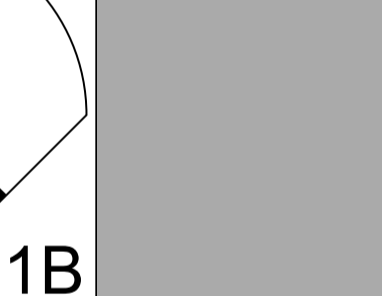
0-0




1-2



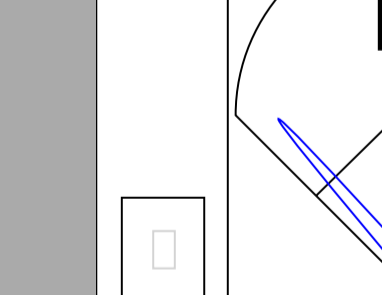
1-0



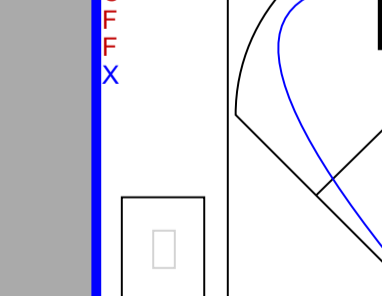
1-0



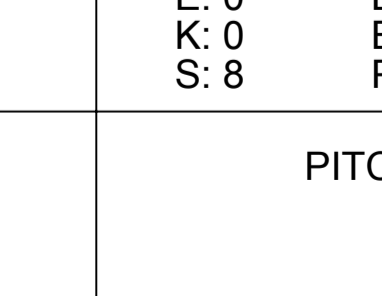
1-2



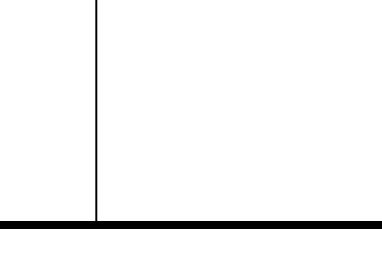
1-1



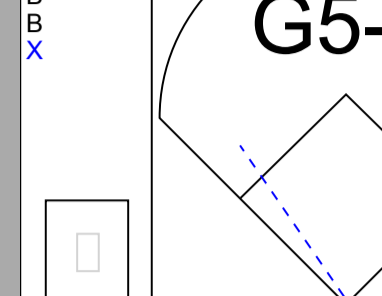
1-2



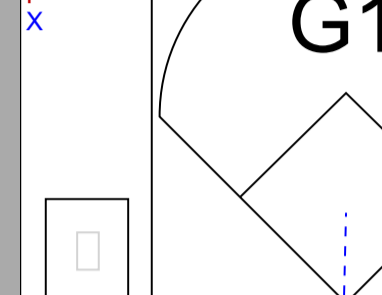
2-2



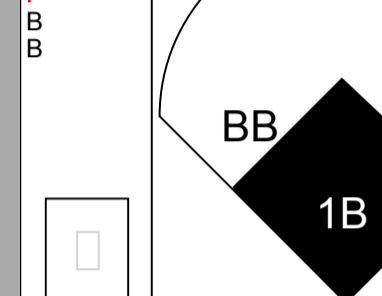
0-2



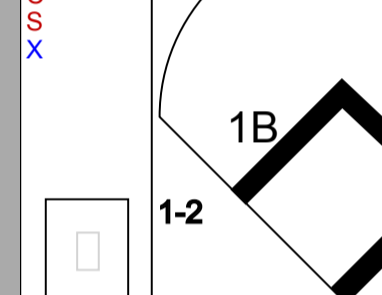
0-0



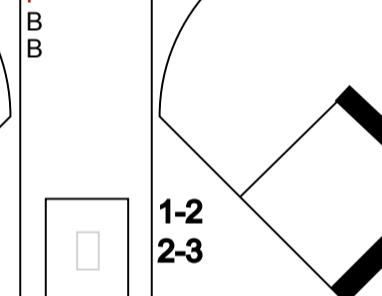
3-1



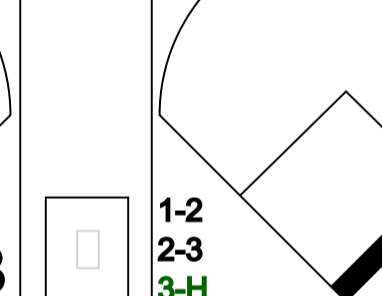
3-2



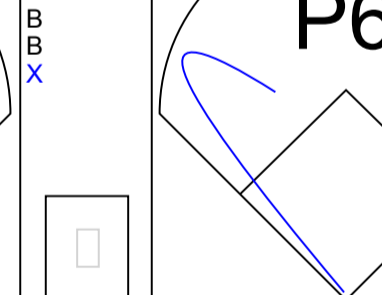
4-1



0-0



0-0



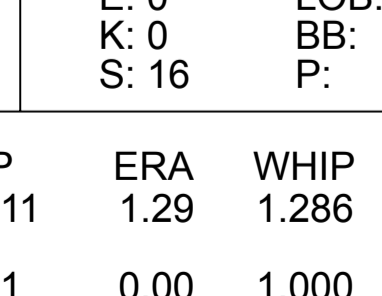
0-1



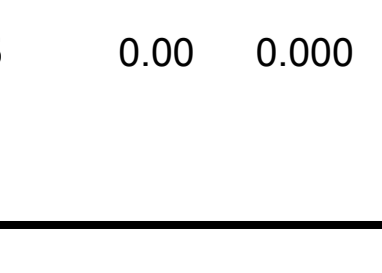
2-3



0-0



0-0



(1, 9)



(1, 7)



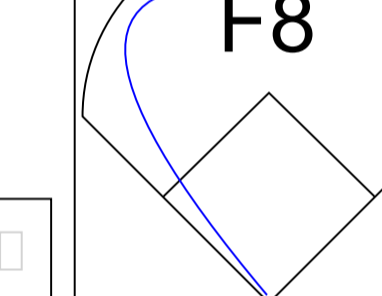
(1, 3)



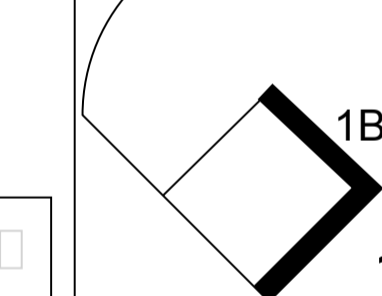
(1, 5)



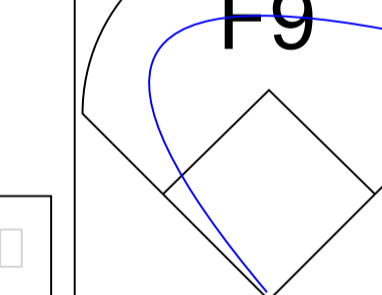
(1, 4)



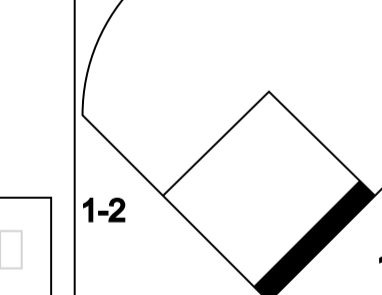
(1, 2)



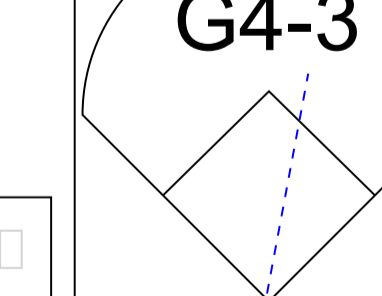
(1, 6)



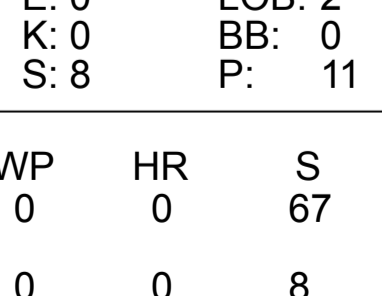
(1, 8)



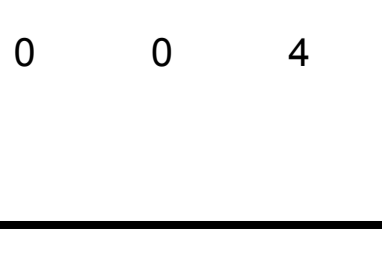
(8, PH)



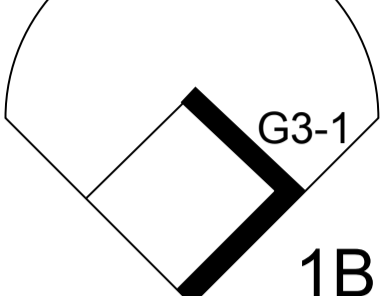
(9, 9)



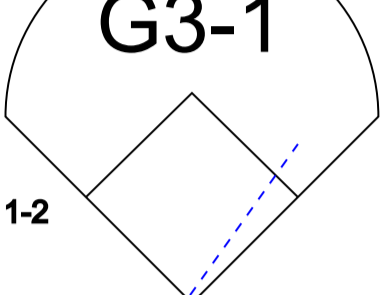
(9, PH)



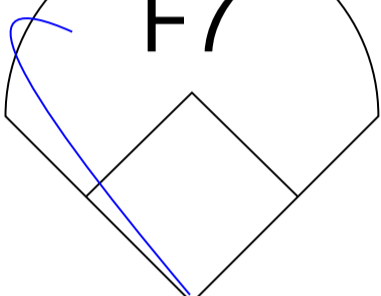
(1, 9)



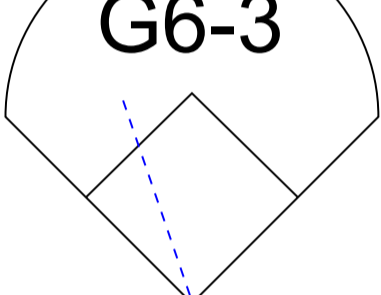
(1, 7)



(1, 3)



(1, 5)



(1, 4)



(1, 2)



(1, 6)



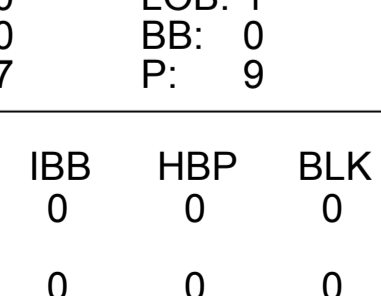
(1, 8)



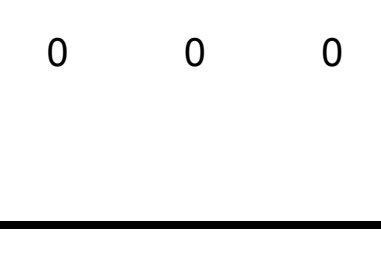
(8, PH)




(9, 9)



(9, PH)




(1, 9)



(1, 7)



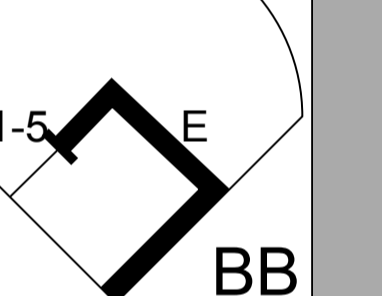
(1, 3)



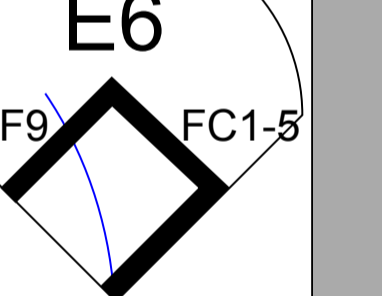
(1, 5)



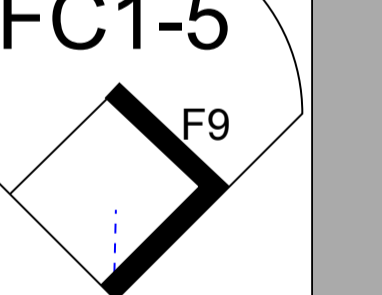
(1, 4)



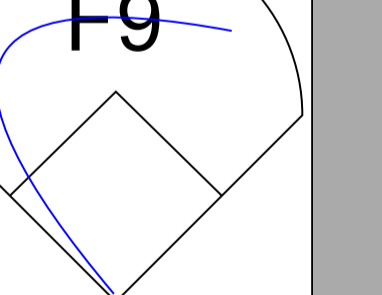
(1, 2)



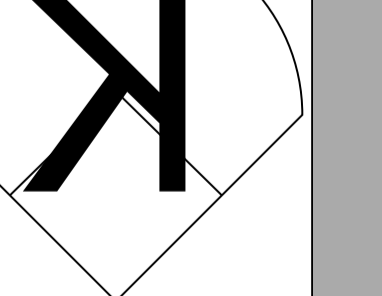
(1, 6)



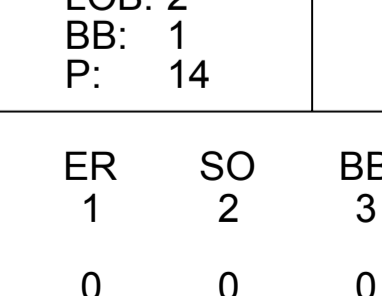
(1, 8)



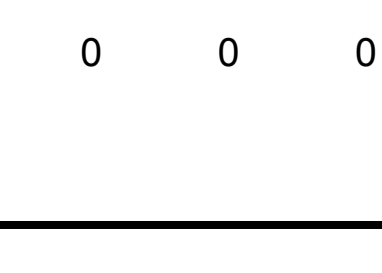
(8, PH)



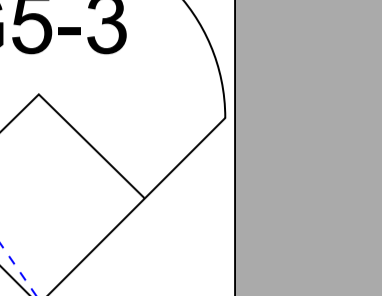
(9, 9)



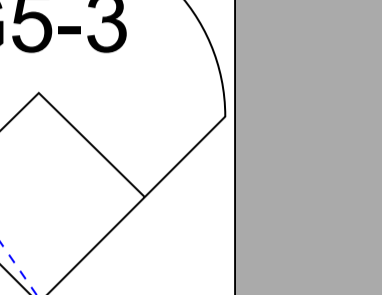
(9, PH)



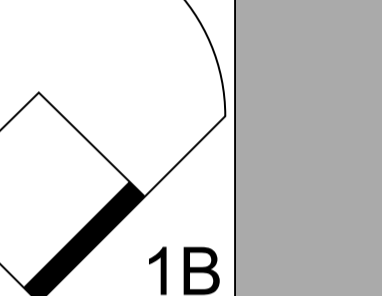
(1, 9)



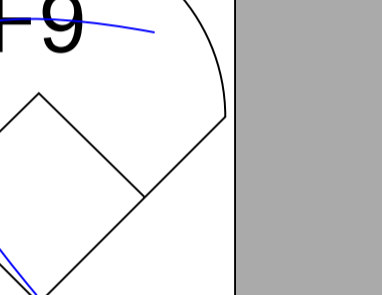
(1, 7)




(1, 3)




(1, 5)




(1, 4)




(1, 2)



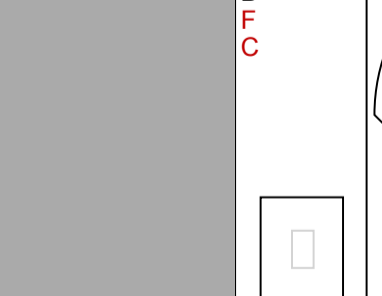
(1, 6)



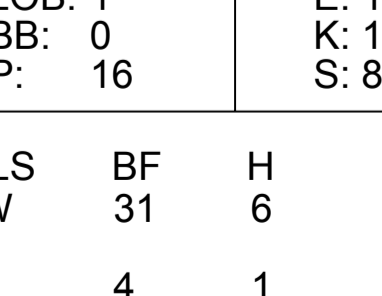
(1, 8)



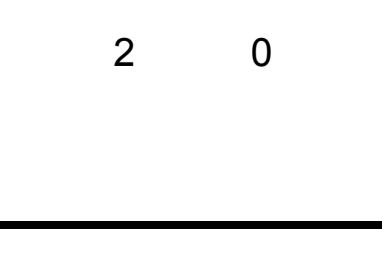
(8, PH)



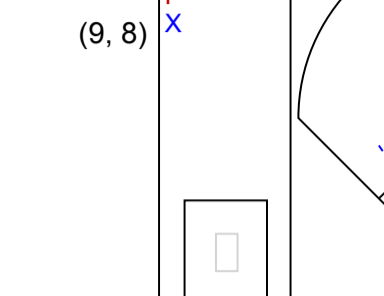
(9, 9)



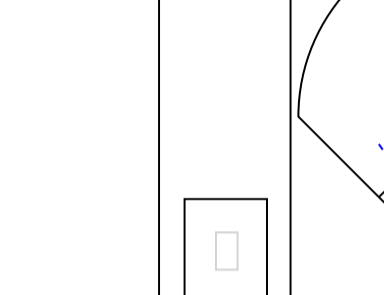
(9, PH)



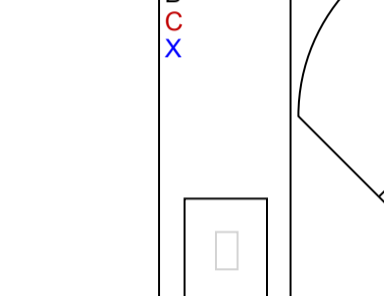
(1, 9)



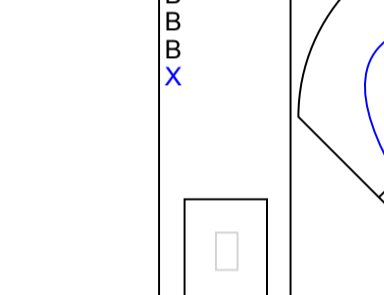
(1, 7)




(1, 3)




(1, 5)




(1, 4)




(1, 2)




(1, 6)



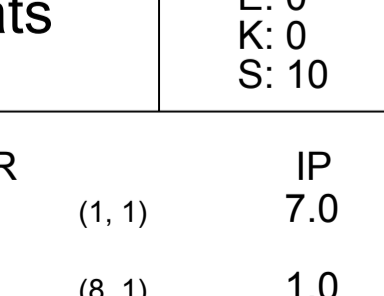
(1, 8)



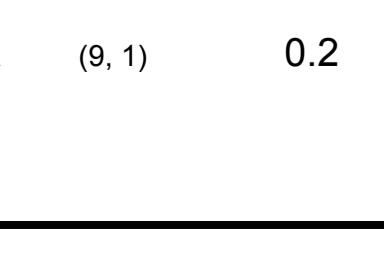
(8, PH)




(9, 9)




(9, PH)



(1, 9)




(1, 7)



(1, 3)




(1, 5)



(1, 4)



(1, 2)



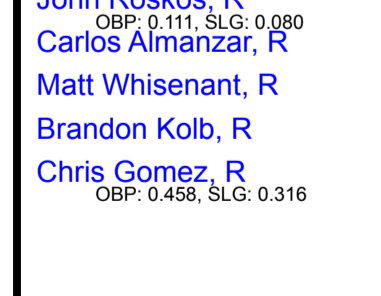
(1, 6)



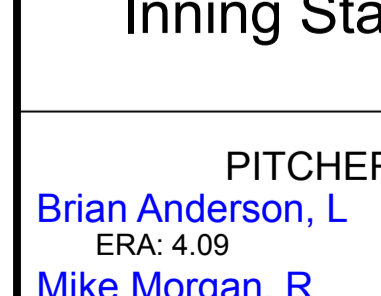
(1, 8)



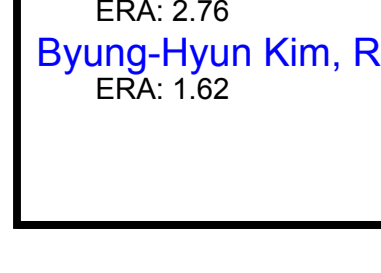
(8, PH)



(9, 9)



(9, PH)



R: 0 H: 1
E: 0 LOB: 1
K: 0 BB: 0
S: 10 P: 16

R: 0 H: 0
E: 1 LOB: 2
K: 1 BB: 1
S: 8 P: 14

R: 0 H: 1
E: 0 LOB: 1
K: 0 BB: 0
S: 7 P: 9

R: 0 H: 2
E: 0 LOB: 2
K: 0 BB: 0
S: 8 P: 11

R: 1 H: 2
E: 0 LOB: 3
K: 0 BB: 2
S: 16 P: 32

R: 0 H: 0
E: 0 LOB: 0
K: 0 BB: 0
S: 8 P: 12

R: 0 H: 0
E: 0 LOB: 0
K: 1 BB: 0
S: 10 P: 17

R: 3 H: 2
E: 0 LOB: 0
K: 1 BB: 1
S: 15 P: 23

1B: 8 SF: 0
2B: 0 SAC: 0
3B: 0 DP: 0
HR: 1 HBP: 0

WP: 0 PA: 41
PB: 0
SB: 0
CS: 0

ERA 1.29 WHIP 1.286
ERA 1.73 WHIP 1.000
ERA 2.76 WHIP 9.000
ERA 1.62 WHIP 0.000

Batter	1	2	3	4	5	6	7	8	9	AB R H RBI BB SO LOB	TOP		
Tony Womack, L (1, 6) OBP: 0.298, SLG: 0.420	1-3 K		1-1 HR 2B		1-2 G3-1		0-2 G4-3		2-2 E1 1B	5 1 2 0 0 1 0	Arizona Diamondbacks @ San Diego Padres Qualcomm Stadium, San Diego, CA Sat May 13 2000, 10:05 PM EDT Att. 44,044 - Sunny - 68 F		
Jay Bell, R (1, 4) OBP: 0.439, SLG: 0.529	1-0 G4-6-3 1B		3-2 HR 2-H		4-1 BB			4-2 1B BB	3 2 2 2 2 0 1				
Luis Gonzalez, L (1, 7) OBP: 0.381, SLG: 0.549	1-0 G4-6-3 1-2f		0-3 K		0-1 F7			1-0 G4-3 1B 1-2 PB 1B	4 1 1 0 0 1 2				
Erubiel Durazo, L (1, 3) OBP: 0.425, SLG: 0.541 Greg Colbrunn, R (8, PH) OBP: 0.596, SLG: 0.788 (8, 3)		3-2 F5		2-3 K		2-0 F8		1-0 1B 1-2 2-H G4-3 1B	3 0 0 0 0 1 0 1 0 1 1 0 0 0				
Steve Finley, L (1, 8) OBP: 0.376, SLG: 0.652		3-3 K		0-0 F7		2-0 2B		3-1 G4-3 1-2f 2-3	4 0 1 0 0 1 2				
Travis Lee, L (1, 9) OBP: 0.370, SLG: 0.495		4-2 BB S		1-1 E 2B		3-3 K		2-1 G6-3 3-H	3 1 1 0 1 1 1				
Kelly Stinnett, R (1, 2) OBP: 0.299, SLG: 0.526		0-2 P4 1-2		0-2 E7 2-H		3-3 K 2-3		1-0 G5-3	4 0 0 0 0 1 2				
Andy Fox, L (1, 5) OBP: 0.254, SLG: 0.291			0-0 G4-3 K		0-3 K		3-2 G3-1	0-0 E 2B	4 1 1 0 0 1 1				
Todd Stottlemire, L (1, 1) OBP: 0.222, SLG: 0.313 Greg Swindell, L (7, 1) Mike Morgan, R (7, 1) OBP: 0.500, SLG: 0.500			1-1 G3 K		1-3 K		0-3 K	0-3 K	3 0 0 0 0 2 0 0 0 0 0 0 0 0 1 0 0 0 0 1 1				
Inning Stats	R: 0 H: 1 E: 0 LOB: 0 K: 1 BB: 0 S: 5 P: 8	R: 0 H: 0 E: 0 LOB: 1 K: 1 BB: 1 S: 12 P: 22	R: 2 H: 2 E: 0 LOB: 0 K: 1 BB: 0 S: 13 P: 18	R: 1 H: 1 E: 1 LOB: 1 K: 2 BB: 0 S: 13 P: 16	R: 0 H: 0 E: 0 LOB: 1 K: 1 BB: 1 S: 10 P: 16	R: 0 H: 1 E: 0 LOB: 1 K: 2 BB: 0 S: 8 P: 18	R: 0 H: 0 E: 0 LOB: 0 K: 1 BB: 0 S: 9 P: 12	R: 2 H: 2 E: 0 LOB: 0 K: 0 BB: 1 S: 8 P: 19	R: 1 H: 2 E: 1 LOB: 1 K: 1 BB: 0 S: 12 P: 16	1B: 4 SF: 0 2B: 4 SAC: 0 3B: 0 DP: 2 HR: 1 HBP: 0	WP: 0 PA: 38 PB: 1 SB: 2 CS: 0		
PITCHER	IP WLS BF H R ER SO BB IBB HBP BLK WP HR S P ERA WHIP											PITCHER	IP WLS BF H R ER SO BB IBB HBP BLK WP HR S P ERA WHIP
32 Stan Spencer, R (1, 1) ERA: 2.57	7.0 L 28 5 3 2 9 2 0 0 0 0 0 1 70 110 2.57 1.000												
Kevin Walker, L (8, 1) ERA: 7.11	1.0 5 2 2 1 0 1 0 0 0 0 0 0 8 19 9.00 3.000												
Matt Whiteside, R (9, 1) ERA:	1.0 5 2 1 0 1 0 0 0 0 0 0 0 12 16 0.00 2.000												

AB	35
R	6
H	9
RBI	3
BB	3
SO	10
LOB	10



Batter	1	2	3	4	5	6	7	8	9	AB	R	H	RBI	BB	SO	LOB
Eric Owens, R OBP: 0.397, SLG: 0.447 (1, 9)	3-2 L4		1-3 K	0-0 FC6-4			2-2 FC5-4 1B		0-1 G1-3 1B	5	0	2	0	0	1	3
Al Martin, L OBP: 0.367, SLG: 0.476 (1, 7)	0-3 K		4-0 1B BB			2-2 G4-3	1-0 FC5-4 1B		0-1 G1-3	2	0	0	0	1	1	0
Ed Sprague, R OBP: 0.365, SLG: 0.793 (7, PH)			1-2				2-5 1B		1-2	2	0	0	0	0	0	2
Ryan Klesko, L OBP: 0.352, SLG: 0.518 (1, 3)	0-0 P5		1-0 1B			3-3 K	0-0 1B		3-2 F7	5	0	2	0	0	1	1
Phil Nevin, R OBP: 0.340, SLG: 0.519 (8, 7)			1-2 2-3 1B				1-2 1B									
Bret Boone, R OBP: 0.338, SLG: 0.428 (1, 4)		1-3 K	1-3 K			0-0 F9	3-2 2-5	1-3 K		4	0	0	0	0	3	3
Carlos Hernandez, R OBP: 0.315, SLG: 0.303 (1, 2)						1-1 G4-3	1-2 G6-3	4-2 FC5-4 BB		3	0	0	0	1	1	0
Damian Jackson, R OBP: 0.388, SLG: 0.485 (1, 6)		0-1 1B				0-0 E7 32 1B	2-2 BB 1B	3-1 FC5-4		4	1	2	0	0	0	1
Ruben Rivera, R OBP: 0.286, SLG: 0.432 (1, 8)		0-1 G3				0-3 K	4-1 G4-6-3 BB	1-0 F3		3	0	0	0	1	1	3
32 Stan Spencer, R OBP: 1.000, SLG: 1.000 (1, 1)			2-3 K	4-2 32 1B BB		1-1 G4-6-3			0-1 HR	3	1	1	1	1	1	2
Dave Magadan, L OBP: 0.375, SLG: 0.357 (7, PH)						3-2 32 1B BB				2	0	2	1	0	0	0
Kevin Walker, L OBP: 0.333, SLG: 0.333 (8, 1)			0-0 1B BB							1	0	0	0	0	0	0
Matt Whiteside, R (9, 1)										0	0	0	0	0	0	0
29 Kory DeHaan, L OBP: 0.174, SLG: 0.190 (9, PH)			1-3 2-H 1B							1	0	0	0	0	0	0

Inning Stats	R: 0	H: 0	E: 0	K: 1	S: 8	H: 0	LOB: 0	BB: 0	P: 11	R: 0	H: 1	E: 0	K: 2	S: 11	H: 1	LOB: 1	BB: 0	P: 13	R: 0	H: 2	E: 0	K: 3	S: 11	H: 1	LOB: 3	BB: 1	P: 20	R: 1	H: 1	E: 1	K: 1	S: 12	H: 1	LOB: 2	BB: 1	P: 20	R: 0	H: 0	E: 0	K: 1	S: 8	H: 1	LOB: 1	BB: 1	P: 18	R: 0	H: 2	E: 0	K: 0	S: 10	H: 2	LOB: 2	BB: 0	P: 18	R: 0	H: 0	E: 0	K: 1	S: 8	H: 0	LOB: 1	BB: 1	P: 17	R: 1	H: 2	E: 0	K: 0	S: 11	H: 2	LOB: 1	BB: 0	P: 15	1B: 8	2B: 0	3B: 0	HR: 1	SF: 0	SAC: 0	DP: 1	HBP: 0	WP: 0	PB: 0	SB: 0	CS: 0	PA: 39
--------------	------	------	------	------	------	------	--------	-------	-------	------	------	------	------	-------	------	--------	-------	-------	------	------	------	------	-------	------	--------	-------	-------	------	------	------	------	-------	------	--------	-------	-------	------	------	------	------	------	------	--------	-------	-------	------	------	------	------	-------	------	--------	-------	-------	------	------	------	------	------	------	--------	-------	-------	------	------	------	------	-------	------	--------	-------	-------	-------	-------	-------	-------	-------	--------	-------	--------	-------	-------	-------	-------	--------

PITCHER	IP	WLS	BF	H	R	ER	SO	BB	IBB	HBP	BLK	WP	HR	S	P	ERA	WHIP
Todd Stottlemire, R ERA: 4.57 (1, 1)	6.0	W	26	5	1	0	8	3	0	0	0	0	0	60	95	0.00	1.333
Greg Swindell, L ERA: 2.7 (7, 1)	0.1	H	2	1	0	0	0	0	0	0	0	0	0	6	10	0.00	3.000
Mike Morgan, R ERA: 1.88 (7, 1)	2.2	S	12	3	1	1	1	1	0	0	0	0	1	23	40	3.38	1.500

BOTTOM

Arizona Diamondbacks @ San Diego Padres
Qualcomm Stadium, San Diego, CA

Sat May 13 2000, 10:05 PM EDT
Att: 44,044 - Sunny - 68 F

AB	35
R	2
H	9
RBI	2
BB	4
SO	9
LOB	15



Batter	1	2	3	4	5	6	7	8	9	AB R H RBI BB SO LOB	TOP												
Tony Womack, L (1, 6) OBP: 0.297, SLG: 0.437	0-1 HR	1-1 F7			0-1 B1-3			0-0 FC6-4 G4-3 1-2f		4 1 1 1 0 0 2	Arizona Diamondbacks @ San Diego Padres Qualcomm Stadium, San Diego, CA Sun May 14 2000, 4:05 PM EDT Att. 31,555 - Cloudy - 70 F												
Lenny Harris, L (1, 5) Vicente Padilla, R (8, 1) OBP: 0.211, SLG: 0.268	1-0 G4-3		1-0 G4-3		0-0 G6-3			0-0 G4-3 1-2		4 0 0 0 0 0 2 0 0 0 0 0 0 0													
Luis Gonzalez, L (1, 7) OBP: 0.378, SLG: 0.538	4-0 1B BB		0-0 G4-3			0-0 G3		1-1 F8		3 0 0 0 1 0 1													
Erubiel Durazo, L (1, 3) OBP: 0.411, SLG: 0.520	2-3 K		1-1 F7			2-2 G3			0-3 K	4 0 0 0 0 2 1													
Steve Finley, L (1, 8) OBP: 0.373, SLG: 0.641	0-1 BB 1-3 1B			0-0 G4-3		2-0 G3			0-0 F2	4 0 1 0 0 0 0													
Travis Lee, L (1, 9) OBP: 0.366, SLG: 0.481	4-2 1-2 BB			0-3 K			0-0 B5-3		3-3 K	3 0 0 0 1 2 0													
Damian Miller, R (1, 2) OBP: 0.354, SLG: 0.617	1-0 F8			1-2 G5-3			0-0 F9			3 0 0 0 0 0 3													
Hanley Frias, S (1, 4) OBP: 0.286, SLG: 0.250		2-2 G3-1			4-2 B1-3 SH1-4 BB		0-1 G4-3			2 0 0 0 1 0 0													
Omar Daal, L (1, 1) Andy Fox, L (8, PH) OBP: 0.263, SLG: 0.278 OBP: 0.250, SLG: 0.286		1-1 G1-3			1-0 SH1-4			3-2 E6 FC6-4		1 0 0 0 0 0 0 1 0 0 0 0 0 0													
Inning Stats	R: 1 E: 0 K: 1 S: 13	H: 2 LOB: 3 BB: 2 P: 25	R: 0 E: 0 K: 0 S: 7	H: 0 LOB: 0 BB: 0 P: 11	R: 0 E: 0 K: 1 S: 4	H: 0 LOB: 0 BB: 0 P: 6	R: 0 E: 0 K: 1 S: 7	H: 0 LOB: 0 BB: 0 P: 8	R: 0 E: 0 K: 0 S: 6	H: 0 LOB: 1 BB: 1 P: 11		R: 0 E: 0 K: 0 S: 7	H: 0 LOB: 0 BB: 0 P: 11	R: 0 E: 0 K: 0 S: 4	H: 0 LOB: 0 BB: 0 P: 4	R: 0 E: 1 K: 0 S: 7	H: 0 LOB: 1 BB: 0 P: 11	R: 0 E: 0 K: 2 S: 7	H: 0 LOB: 0 BB: 0 P: 10	1B: 1 2B: 0 3B: 0 HR: 1	SF: 0 SAC: 1 DP: 0 HBP: 0	WP: 0 PB: 0 SB: 0 CS: 0	PA: 33
PITCHER Brian Meadows, R (1, 1) Trevor Hoffman, R (9, 1)	IP: 8.0 WLS: W BF: 30 ERA: 3.76	H: 2 R: 1 ER: 1 SO: 2 BB: 3 IBB: 0 HBP: 0 BLK: 0 WP: 0 HR: 1 S: 55 P: 87 ERA: 1.12 WHIP: 0.625	IP: 1.0 WLS: S BF: 3 ERA: 2.63	H: 0 R: 0 ER: 0 SO: 2 BB: 0 IBB: 0 HBP: 0 BLK: 0 WP: 0 HR: 0 S: 7 P: 10 ERA: 0.00 WHIP: 0.000																			

AB	29
R	1
H	2
RBI	1
BB	3
SO	4
LOB	9



Batter	1	2	3	4	5	6	7	8	9	AB	R	H	RBI	BB	SO	LOB
Eric Owens, R OBP: 0.387, SLG: 0.434 (1, 9) (7, 7)	1-3 K		1-1 F9			0-0 F8	1-1 G6-3			4	0	0	0	0	1	0
Ruben Rivera, R OBP: 0.283, SLG: 0.417 (1, 8)	1-1 BB 1B		2-3 K			1-1 E6 2B	1-1 F8			4	1	1	0	0	1	0
Ed Sprague, R OBP: 0.358, SLG: 0.774 (1, 3)	3-1 F7		0-0 F7			0-0 2B		1-0 G6-3		4	1	1	1	0	0	1
Phil Nevin, R OBP: 0.344, SLG: 0.522 (1, 5)	4-0 1-2 BB			0-1 F7		0-2 G6-3 E 2B		3-3 K		3	1	1	1	1	1	0
Bret Boone, R OBP: 0.335, SLG: 0.423 (1, 4)	3-2 F9			0-3 K		1-1 G6-3		1-2 1B		4	0	1	0	0	1	3
John Roskos, R OBP: 0.133, SLG: 0.074 29 Kory DeHaan, L OBP: 0.167, SLG: 0.182 (6, PR) (7, 9)		2-0 F3		3-2 G4-3		4-2 E BB		2-1 G4-3		2	0	0	0	1	0	0
Wiki Gonzalez, R OBP: 0.328, SLG: 0.367 (1, 2)		1-2 G5-3			0-2 G4-3	0-1 E5		1-3 3-H		3	0	0	0	0	0	1
Chris Gomez, R OBP: 0.444, SLG: 0.318 (1, 6)		2-1 1B			0-0 G5-3	0-0 P4				3	0	1	0	0	0	2
Brian Meadows, R OBP: 0.111, SLG: 0.111 Trevor Hoffman, R (9, 1)		1-0 G4-3			1-3 K		1-3 K			3	0	0	0	0	2	1
										0	0	0	0	0	0	0

Inning Stats		R: 0	H: 1	R: 0	H: 1	R: 0	H: 0	R: 0	H: 0	R: 0	H: 0	R: 3	H: 2	R: 0	H: 0	R: 0	H: 1
Inning Stats		E: 0	LOB: 2	E: 0	LOB: 1	E: 0	LOB: 0	E: 0	LOB: 0	E: 0	LOB: 0	E: 2	LOB: 2	E: 0	LOB: 0	E: 0	LOB: 1
Inning Stats		K: 1	BB: 1	K: 0	BB: 0	K: 1	BB: 0	K: 1	BB: 0	K: 1	BB: 0	K: 0	BB: 1	K: 1	BB: 0	K: 1	BB: 0
Inning Stats		S: 11	P: 23	S: 7	P: 13	S: 6	P: 9	S: 9	P: 12	S: 7	P: 8	S: 15	P: 21	S: 7	P: 10	S: 11	P: 18
PITCHER	IP	WLS	BF	H	R	ER	SO	BB	IBB	HBP	BLK	WP	HR	S	P	ERA	WHIP
Omar Daal, L ERA: 4.86	(1, 1) 7.0	L	29	4	3	1	5	2	0	0	0	0	0	62	96	1.29	0.857
Vicente Padilla, R ERA: 1.8	(8, 1) 1.0		4	1	0	0	1	0	0	0	0	0	0	11	18	0.00	1.000

BOTTOM

Arizona Diamondbacks @ San Diego Padres
Qualcomm Stadium, San Diego, CA

Sun May 14 2000, 4:05 PM EDT
Att: 31,555 - Cloudy - 70 F

AB	31
R	3
H	5
RBI	2
BB	2
SO	6
LOB	9



1B: 3	SF: 0	WP: 0	PA: 33
2B: 2	SAC: 0	PB: 0	
3B: 0	DP: 0	SB: 0	
HR: 0	HBP: 0	CS: 0	

Batter	1	2	3	4	5	6	7	8	9	AB R H RBI BB SO LOB	TOP																
Eric Owens, R (1, 7) OBP: 0.375, SLG: 0.420	3-3 		2-2 P4 		1-3 			0-0 E4 1B 	2-0 F9 	5 1 0 0 0 2 0																	
Damian Jackson, R (1, 6) OBP: 0.401, SLG: 0.489	4-2 BB		4-2 1B BB			1-2 1B		1-1 B5 	3-1 1B	3 2 2 0 2 0 1																	
Tony Gwynn, L (1, 9) OBP: 0.259, SLG: 0.277 29 Kory DeHaan, L (8, PR) OBP: 0.160, SLG: 0.174	0-2 F8 		0-2 FC5-4 1B 			1-2 F7 		1-1 1B 1B 	1-3 K 	4 0 2 0 0 0 2 1 1 0 0 0 1 1																	
Phil Nevin, R (1, 5) OBP: 0.355, SLG: 0.571	1-0 1-H		2-2 FC5-4 			0-1 1-H		3-2 1B 1-3 2-H		4 3 3 5 0 0 2																	
Ed Sprague, R (1, 3) OBP: 0.343, SLG: 0.738 Ryan Klesko, L (8, PH) OBP: 0.349, SLG: 0.513	1-3 K 			2-3 K 		0-0 F7 		1-3 K 		3 0 0 0 0 2 0 1 0 0 0 0 1 2																	
Bret Boone, R (1, 4) OBP: 0.340, SLG: 0.421		1-1 S 1B		0-2 F9 		0-2 G5-3 		1-1 1B 1-2 HBP 		3 0 1 0 0 0 0																	
Carlos Hernandez, R (1, 2) OBP: 0.312, SLG: 0.300		3-1 G6-3 		2-2 F3 			0-0 G6-3 	0-0 1B 1-3 2-H 3-H 		4 0 1 2 0 0 1																	
Ruben Rivera, R (1, 8) OBP: 0.263, SLG: 0.385		3-3 SAFE K 		1-1 G6-3 			3-3 K 	1-2 F9 		4 0 0 0 0 2 3																	
Sterling Hitchcock, L (1, 1) Donne Wall, R (8, 1)			0-3 K 		1-3 K 		1-0 G6-3 		1-3 K 	3 0 0 0 0 2 0 1 0 0 0 0 1 0																	
Inning Stats	R: 2 E: 0 K: 2 S: 15	H: 1 LOB: 0 BB: 1 P: 24	R: 0 E: 0 K: 1 S: 8	H: 1 LOB: 0 BB: 0 P: 15	R: 0 E: 0 K: 1 S: 16	H: 0 LOB: 0 BB: 0 P: 16	R: 0 E: 0 K: 2 S: 9	H: 0 LOB: 0 BB: 0 P: 12	R: 2 E: 0 K: 0 S: 14	H: 2 LOB: 0 BB: 0 P: 16	R: 0 E: 0 K: 1 S: 6	H: 0 LOB: 0 BB: 0 P: 10	R: 3 E: 1 K: 1 S: 19	H: 3 LOB: 2 BB: 0 P: 27	R: 0 E: 0 K: 2 S: 9	H: 1 LOB: 1 BB: 0 P: 16	1B: 7 2B: 0 3B: 0 HR: 2	SF: 0 SAC: 0 DP: 0 HBP: 1	WP: 0 PB: 0 SB: 1 CS: 0	PA: 39							
PITCHER	IP	WLS	BF	H	R	ER	SO	BB	IBB	HBP	BLK	WP	HR	S	P	ERA	WHIP										
Jesus Sanchez, L (1, 1) ERA: 5.98	7.0	L	27	5	4	4	8	2	0	0	0	0	2	80	117	5.14	1.000										
Braden Loeper, R (8, 1) ERA: 1.29	0.1		4	2	3	0	0	0	0	0	0	0	0	11	16	0.00	6.000										
Vic Darenbourg, L (8, 1) ERA: 3.18	0.1		2	0	0	0	1	0	0	1	0	0	0	4	6	0.00	0.000										
Joe Strong, R (8, 1) ERA:	0.1		2	1	0	0	0	0	0	0	0	0	0	4	5	0.00	3.000										
Ron Mahay, L (9, 1) ERA: 8.5	1.0		4	1	0	0	2	0	0	0	0	0	0	9	16	0.00	1.000										

San Diego Padres @ Florida Marlins
Pro Player Stadium, Miami, FL
 Tue May 16 2000, 7:05 PM EDT
 Att: 7,101 - Cloudy - 80 F

AB	36
R	7
H	9
RBI	7
BB	2
SO	11
LOB	12



Batter	1	2	3	4	5	6	7	8	9	AB	R	H	RBI	BB	SO	LOB
Luis Castillo, S OBP: 0.436, SLG: 0.398 (1, 4)	2-1 S HBP 1B		X 0-0 F7		X 0-0 G6-4-3			B 3-2 F7		4	1	1	0	0	0	1
Danny Bautista, R OBP: 0.238, SLG: 0.361 (1, 9)	0-3 K		X 0-0 F9			B 1-0 K 1B		C 0-1 F8		4	0	1	0	0	1	1
Cliff Floyd, L OBP: 0.366, SLG: 0.376 (1, 7)	1-0 CS S 1-2 HBP			B 3-2 HR 1B		B 1-3 K		C 1-3 K		3	1	1	0	0	2	1
Preston Wilson, R OBP: 0.341, SLG: 0.523 (1, 8)	1-2 CS 1-2 2-H 1B		B 2-2 1-H HR		B 2-3 K 1-2		C 2-3 K		C 0-1 G5-3		4	1	2	3	0	1
Kevin Millar, R OBP: 0.340, SLG: 0.405 (1, 5)	1-0 G4-3 1-2 2-3		B 1-0 FC6-4 1B		B 3-2 G5-3		B 3-2 G5-3		C 1-1 L4		4	0	1	0	0	3
Derrek Lee, R OBP: 0.374, SLG: 0.452 (1, 3)		C 2-1 F8		X 0-0 FC6-4 F8 1-2f		B 2-3 K		B 2-3 K		3	0	0	0	0	1	1
Alex Gonzalez, R OBP: 0.212, SLG: 0.227 (1, 6)		B 1-0 P6		1 SAFE 2-2 F8 1-2		B 1-0 G6-3		B 1-0 G6-3		3	0	0	0	0	0	1
Mike Redmond, R OBP: 0.356, SLG: 0.353 (1, 2)		C 3-2 L7		C 3-2 P6		B 1-1 G6-3		B 1-1 G6-3		3	0	0	0	0	0	0
Jesus Sanchez, L OBP: 0.250, SLG: 0.250 (8, 1) Braden Looper, K OBP: 0.667, SLG: 0.667 (8, 1) Vic Darenbourg, L OBP: 0.667, SLG: 0.667 (8, 1) Joe Strong, S OBP: 0.384, SLG: 0.381 (8, PH) Dave Berg, R OBP: 0.384, SLG: 0.381 (9, 1) Ron Mahay, L			L 0-1 F9		B 1-0 G6-4-3 1B		C 3-2 G6-3			2	0	1	0	0	0	0

Inning Stats	R: 1	H: 2	E: 0	K: 1	S: 11	LOB: 1	BB: 0	P: 16	R: 0	H: 0	E: 0	K: 0	S: 6	LOB: 0	BB: 0	P: 12	R: 0	H: 0	E: 0	K: 0	S: 4	LOB: 0	BB: 0	P: 4	R: 2	H: 3	E: 0	K: 0	S: 14	LOB: 0	BB: 0	P: 22	R: 0	H: 1	E: 0	K: 0	S: 6	LOB: 0	BB: 0	P: 10	R: 0	H: 1	E: 0	K: 2	S: 12	LOB: 1	BB: 0	P: 19	R: 0	H: 0	E: 0	K: 1	S: 6	LOB: 0	BB: 0	P: 10	R: 0	H: 0	E: 0	K: 0	S: 10	LOB: 0	BB: 0	P: 16	R: 0	H: 0	E: 0	K: 1	S: 7	LOB: 0	BB: 0	P: 9	1B: 6	2B: 0	3B: 0	HR: 1	SF: 0	SAC: 0	DP: 1	HBP: 1	WP: 0	PB: 0	SB: 3	CS: 2	PA: 32
PITCHER	IP	WLS	BF	H	R	ER	SO	BB	IBB	HBP	BLK	WP	HR	S	P	ERA	WHIP																																																																				
Sterling Hitchcock, L ERA: 4.85 (1, 1)	7.0	W	26	7	3	3	4	0	0	1	0	0	0	59	93	3.86	1.000																																																																				
Donne Wall, R ERA: 3.32 (8, 1)	2.0		6	0	0	0	1	0	0	0	0	0	0	17	25	0.00	0.000																																																																				


BOTTOM

San Diego Padres @ Florida Marlins
Pro Player Stadium, Miami, FL

Tue May 16 2000, 7:05 PM EDT
Att. 7,101 - Cloudy - 80 F

livebaseballscorecards.com

AB	31
R	3
H	7
RBI	3
BB	0
SO	5
LOB	9



Batter	1	2	3	4	5	6	7	8	9	AB R H RBI BB SO LOB	TOP		
Eric Owens, R OBP: 0.372, SLG: 0.416 (1, 8) 										4 0 1 0 0 1 3			
Al Martin, L OBP: 0.364, SLG: 0.470 (1, 7) 										4 0 1 0 0 0 1			
Tony Gwynn, L OBP: 0.241, SLG: 0.255 (1, 9) 										4 0 0 0 0 0 2			
Phil Nevin, R OBP: 0.365, SLG: 0.573 (1, 5) 										3 1 2 0 1 0 0			
Ryan Klesko, L OBP: 0.362, SLG: 0.543 (1, 3) 										3 1 2 1 1 1 1			
Bret Boone, R OBP: 0.337, SLG: 0.430 (1, 4) 										4 0 1 0 0 1 2			
Damian Jackson, R OBP: 0.391, SLG: 0.474 (1, 6) 										4 0 0 0 0 2 3			
Carlos Hernandez, R OBP: 0.309, SLG: 0.297 (1, 2) 										4 0 1 0 0 0 1			
Matt Clement, R OBP: 0.143, SLG: 0.158 (6, 1) Kevin Walker, L OBP: 0.333, SLG: 0.333 (6, 1) Brandon Kolb, R OBP: 0.429, SLG: 0.304 (7, PH) Matt Whiteside, R OBP: 0.353, SLG: 0.333 (9, PH)										1 0 0 0 1 1 1 0 0 0 0 0 0 0 0 0 0 0 0 0 0 0 0 0 1 0 1 0 0 0 0 0 0 1			
Inning Stats	R: 0 H: 0 E: 0 LOB: 0 K: 0 BB: 0 S: 4 P: 7	R: 1 H: 1 E: 0 LOB: 3 K: 3 BB: 3 S: 15 P: 33	R: 0 H: 2 E: 0 LOB: 2 K: 0 BB: 0 S: 9 P: 13	R: 0 H: 0 E: 0 LOB: 0 K: 0 BB: 0 S: 5 P: 11	R: 0 H: 1 E: 0 LOB: 1 K: 1 BB: 0 S: 17 P: 22	R: 1 H: 1 E: 0 LOB: 0 K: 1 BB: 0 S: 8 P: 16	R: 0 H: 0 E: 0 LOB: 0 K: 0 BB: 0 S: 6 P: 11	R: 0 H: 2 E: 0 LOB: 1 K: 1 BB: 0 S: 12 P: 18	R: 0 H: 1 E: 0 LOB: 1 K: 0 BB: 0 S: 7 P: 11	1B: 6 SF: 0 2B: 0 SAC: 0 3B: 1 DP: 1 HR: 1 HBP: 0	WP: 0 PA: 36 PB: 0 SB: 0 CS: 0		
PITCHER	IP WLS BF H R ER SO BB IBB HBP BLK WP HR S P ERA WHIP											PITCHER	IP WLS BF H R ER SO BB IBB HBP BLK WP HR S P ERA WHIP
Ryan Dempster, R ERA: 2.74 (1, 1)	7.2 W 31 7 2 2 5 3 0 0 0 0 0 1 72 124 2.35 1.304												
Armando Almanza, L ERA: 1.72 (8, 1)	0.1 H 1 0 0 0 1 0 0 0 0 0 0 0 4 7 0.00 0.000												
Antonio Alfonseca, R ERA: 3.86 (9, 1)	1.0 S 4 1 0 0 0 0 0 0 0 0 0 0 7 11 0.00 1.000												

San Diego Padres @ Florida Marlins
Pro Player Stadium, Miami, FL
 Wed May 17 2000, 7:05 PM EDT
 Att: 6,955 - Cloudy - 83 F

livebaseballscorecards.com

AB	33
R	2
H	8
RBI	2
BB	3
SO	6
LOB	14

Batter	1	2	3	4	5	6	7	8	9
Luis Castillo, S OBP: 0.462, SLG: 0.412 (1, 4)	1-0 G3 S 1B	4-0 BB		0-1 S 1B		4-1 WP S BB		4-2 S BB	
Mark Kotsay, L OBP: 0.316, SLG: 0.424 (1, 9)	2-2 G3 1-3	2-2 G6-3		3-2 F8 1-2		0-3 K 1-2		4-1 BB	
Cliff Floyd, L OBP: 0.360, SLG: 0.363 (1, 7)	1-0 F5		2-1 G5-3		1-0 F9	4-1 FC5-4 BB		1-1 G3	
Preston Wilson, R OBP: 0.345, SLG: 0.519 (1, 8)	1-1 1B 1B		4-1 1B BB		3-3 K	0-1 FC5-4 1-2f			
Kevin Millar, R OBP: 0.356, SLG: 0.414 (1, 5)	0-0 1-2 1B		1-2 1-2 1B		4-2 HR HBP		0-2 F3		
Brant Brown, L OBP: 0.283, SLG: 0.460 (1, 3)	2-1 G4-3		1-3 K		0-0 HR		0-2 P6		
Armando Almanza, L (8, 1)									
Antonio Alfonseca, R (9, 1)									
Alex Gonzalez, R OBP: 0.219, SLG: 0.241 (1, 6)		3-2 G4-3 2B	2-2 F8		2-0 2B 1B		1-0 G6-3		
Paul Bako, L OBP: 0.375, SLG: 0.351 (1, 2)		0-1 G4-3		1-3 K	0-0 2B		2-2 F9		
Ryan Dempster, R OBP: 0.087, SLG: 0.174 (1, 1)		0-3 K		0-0 G6-3		1-3 K		3-2 F3	
Derrek Lee, R OBP: 0.370, SLG: 0.447 (8, 3)									

Inning Stats	R: 1	H: 3	E: 0	K: 0	S: 10	LOB: 2	BB: 0	P: 17	R: 0	H: 1	E: 0	K: 1	S: 13	LOB: 2	BB: 1	P: 22	R: 0	H: 1	E: 0	K: 1	S: 14	LOB: 1	BB: 0	P: 14	R: 3	H: 3	E: 0	K: 1	S: 10	LOB: 1	BB: 0	P: 20	R: 0	H: 0	E: 0	K: 2	S: 10	LOB: 2	BB: 2	P: 19	R: 0	H: 0	E: 0	K: 0	S: 7	LOB: 0	BB: 0	P: 8	R: 0	H: 0	E: 0	K: 0	S: 11	LOB: 2	BB: 2	P: 25
1B: 6	SF: 0	2B: 2	SAC: 0	3B: 0	DP: 0	HR: 1	HBP: 1	WP: 1	PA: 39																																															

BOTTOM

San Diego Padres @ Florida Marlins
 Pro Player Stadium, Miami, FL
 Wed May 17 2000, 7:05 PM EDT
 Att. 6,955 - Cloudy - 83 F

livebaseballscorecards.com

AB	32
R	4
H	9
RBI	4
BB	6
SO	6
LOB	18



PITCHER	IP	WLS	BF	H	R	ER	SO	BB	IBB	HBP	BLK	WP	HR	S	P	ERA	WHIP
Matt Clement, R ERA: 5.2 (1, 1)	5.0	L	26	9	4	4	4	2	0	1	0	0	1	57	97	7.20	2.200
Kevin Walker, L ERA: 6.75 (6, 1)	0.2		4	0	0	0	2	2	0	0	0	1	0	8	17	0.00	3.000
Brandon Kolb, R ERA: 6.75 (6, 1)	0.1		1	0	0	0	0	0	0	0	0	0	0	2	2	0.00	0.000
Matt Whiteside, R ERA: (7, 1)	1.2		6	0	0	0	0	1	0	0	0	0	0	15	25	0.00	0.600
Matt Whisenant, L ERA: 3.06 (8, 1)	0.1		2	0	0	0	0	1	0	0	0	0	0	3	8	0.00	3.000

Batter	1	2	3	4	5	6	7	8	9	AB R H RBI BB SO LOB	TOP											
Eric Owens, R (1, 9) OBP: 0.373, SLG: 0.421	2-2 P6	3-2 1B		0-1 P4		3-2 2B		0-0 F9		5 0 2 2 0 0 3												
Al Martin, L (1, 7) OBP: 0.359, SLG: 0.461	1-1 1B	0-0 F7		0-3 K		3-1 F8		1-0 F7		5 0 1 0 0 1 5												
Ryan Klesko, L (1, 3) OBP: 0.370, SLG: 0.579	2-2 P5		1-0 1B		1-1 HR		2-3 K		0-1 E7 3B 2B	5 2 3 1 0 1 1												
Phil Nevin, R (1, 5) OBP: 0.372, SLG: 0.585	4-2 1B		1-2 F7		1-1 1B		2-3 K		1-2 1B 3B	4 0 2 1 1 1 1												
Bret Boone, R (1, 4) OBP: 0.333, SLG: 0.422	3-2 P4		0-3 K		0-0 F7		1-3 K		3-2 CS 1B	5 0 1 0 0 2 4												
Damian Jackson, R (1, 6) OBP: 0.391, SLG: 0.468		3-2 32 SH1-4 1B 1B		2-3 K		2-3 K		4-2 2B 1B BB	3-3 K	4 2 1 0 1 3 3												
Wiki Gonzalez, R (1, 2) OBP: 0.338, SLG: 0.391		3-1 32 SH1-4 1B 1B		0-1 G1-4-3		1-1 G5-3		1-2 1B 2B		4 2 2 0 0 0 1												
Ruben Rivera, R (1, 8) OBP: 0.279, SLG: 0.393		3-3 K		1-0 32 1B		3-1 F3		0-1 F9 SH1-4 1B		4 0 2 2 0 1 2												
32 Stan Spencer, R (1, 1) OBP: 0.750, SLG: 0.750		0-0 SH1-4		0-0 1B		0-3 K		1-2 SH1-4		2 0 1 0 0 1 0												
Matt Whisenant, R (7, 1)										0 0 0 0 0 0 0												
Donne Wall, R (7, 1)										0 0 0 0 0 0 0												
Trevor Hoffman, R (9, 1)		1-2 2-3		1-3 1B						0 0 0 0 0 0 0												
Inning Stats	R: 0 E: 0 K: 0 S: 17	H: 1 LOB: 2 BB: 1 P: 29	R: 2 E: 0 K: 1 S: 15	H: 3 LOB: 1 BB: 0 P: 27	R: 0 E: 0 K: 2 S: 13	H: 1 LOB: 1 BB: 0 P: 17	R: 0 E: 0 K: 1 S: 9	H: 2 LOB: 2 BB: 0 P: 10	R: 1 E: 0 K: 1 S: 11	H: 2 LOB: 1 BB: 0 P: 16	R: 0 E: 0 K: 1 S: 10	H: 1 LOB: 1 BB: 0 P: 19	R: 0 E: 0 K: 3 S: 9	H: 0 LOB: 0 BB: 0 P: 14	R: 2 E: 0 K: 0 S: 14	H: 2 LOB: 1 BB: 1 P: 21	R: 1 E: 1 K: 1 S: 13	H: 3 LOB: 1 BB: 0 P: 20	1B: 10 2B: 4 3B: 1 HR: 1	SF: 0 SAC: 2 DP: 1 HBP: 0	WP: 0 PB: 0 SB: 2 CS: 1	PA: 42
PITCHER	IP WLS BF H R ER SO BB IBB HBP BLK WP HR S P ERA WHIP																					
Alex Fernandez, R (1, 1) ERA: 4.13	5.0 L 25 9 3 3 5 1 0 0 0 0 0 1 65 99 5.40 2.000																					
Ron Mahay, L (6, 1) ERA: 7.65	2.0 7 1 0 0 4 0 0 0 0 0 0 0 19 33 0.00 0.500																					
Vic Darenbourg, L (8, 1) ERA: 4.5	1.0 8 4 3 3 0 1 0 0 0 0 0 0 21 29 27.00 5.000																					
Joe Strong, R (9, 1) ERA:	1.0 2 1 0 0 1 0 0 0 0 0 0 0 6 12 0.00 1.000																					

San Diego Padres @ Florida Marlins
 Pro Player Stadium, Miami, FL
 Thu May 18 2000, 7:05 PM EDT
 Att. 7,832 - Sunny - 81 F

AB	38
R	6
H	15
RBI	6
BB	2
SO	10
LOB	20



BOTTOM

San Diego Padres @ Florida Marlins
Pro Player Stadium, Miami, FL
Thu May 18 2000, 7:05 PM EDT
Att. 7,832 - Sunny - 81 F

livebaseballscorecards.com

AB 33
R 2
H 6
RBI 2
BB 4
SO 8
LOB 16



WP: 0 PA: 37
PB: 0
SB: 10
CS: 0

AB R H RBI BB SO LOB

3 2 1 0 2 0 0

4 0 2 0 0 0 2

4 0 2 2 0 1 4

2 0 0 0 2 2 4

4 0 0 0 0 0 4
0 0 0 0 0 0 0

4 0 0 0 0 1 2

4 0 0 0 0 1 0

4 0 0 0 0 1 0

1 0 0 0 0 0 1 0
1 0 0 0 0 0 1 0
0 0 0 0 0 0 0 0
1 0 1 0 0 0 0 0
0 0 0 0 0 0 0 0
0 0 0 0 0 0 0 0
1 0 0 0 0 0 0 0

1B: 5 SF: 0
2B: 1 SAC: 0
3B: 0 DP: 0
HR: 0 HBP: 0

Batter	1	2	3	4	5	6	7	8	9
Luis Castillo, S (1, 4) OBP: 0.468, SLG: 0.409	4-2 F9 S 1B BB		1-0 F7 S 1B		0-0 S 1B		4-2 FC1-2 1B BB		2-1 G6-3
Mark Kotsay, L (1, 9) OBP: 0.321, SLG: 0.426	0-2 F9 1-3		0-0 S 1B		3-2 F5 1-2		1-2 FC1-2 1B		
Cliff Floyd, L (1, 7) OBP: 0.364, SLG: 0.368	1-1 S 1B		1-3 K 1-2		3-2 S 1B		1-1 FC1-2 1-2 2-3 3-H		
Preston Wilson, R (1, 8) OBP: 0.348, SLG: 0.513	4-2 S 1B BB		4-2 S BB		3-3 K 1-2		3-3 K		
Kevin Millar, R (1, 5) OBP: 0.343, SLG: 0.396 Dave Berg, R (9, 5) OBP: 0.354, SLG: 0.381	0-2 P3		2-2 G5-3 1-2		2-0 F7			0-1 F8	
Brant Brown, L (1, 3) OBP: 0.263, SLG: 0.426	2-3 K 1-2			1-1 F5		0-2 P4		1-1 F7	
Alex Gonzalez, R (1, 6) OBP: 0.214, SLG: 0.235		1-1 G3-1		1-3 K		2-2 G4-3		0-1 F2	
Mike Redmond, R (1, 2) OBP: 0.338, SLG: 0.333		1-1 G1-4-3		0-2 P4			2-2 F8		1-3 K
Alex Fernandez, R (1, 1) OBP: 0.250, SLG: 0.176 Chris Cisneros, S (5, PH) OBP: 0.324, SLG: 0.455 Ron Mahay, L (6, 1) Danny Bautista, R (7, PH) OBP: 0.250, SLG: 0.387 Vic Darenbourg, L (8, 1) OBP: 0.667, SLG: 0.667 Joe Strong, S (9, 1) Derrek Lee, R (9, PH) OBP: 0.366, SLG: 0.442		1-3 K		0-3 K			0-0 1B FC1-2 2B		2-1 L5

Inning Stats	R: 1	H: 1	E: 0	K: 1	S: 15	H: 1	LOB: 2	BB: 2	P: 26	R: 0	H: 0	E: 0	K: 1	S: 7	R: 0	H: 1	E: 0	K: 1	S: 11	R: 0	H: 0	E: 0	K: 1	S: 8	R: 1	H: 2	E: 0	K: 2	S: 17	R: 0	H: 0	E: 0	K: 0	S: 7	R: 0	H: 2	E: 0	K: 1	S: 16	R: 0	H: 0	E: 0	K: 0	S: 6	R: 0	H: 0	E: 0	K: 1	S: 7	R: 0	H: 0	E: 0	K: 1	S: 7	1B: 5	2B: 1	3B: 0	HR: 0	SF: 0	SAC: 0	DP: 0	HBP: 0	WP: 0	PA: 37
--------------	------	------	------	------	-------	------	--------	-------	-------	------	------	------	------	------	------	------	------	------	-------	------	------	------	------	------	------	------	------	------	-------	------	------	------	------	------	------	------	------	------	-------	------	------	------	------	------	------	------	------	------	------	------	------	------	------	------	-------	-------	-------	-------	-------	--------	-------	--------	-------	--------

PITCHER	IP	WLS	BF	H	R	ER	SO	BB	IBB	HBP	BLK	WP	HR	S	P	ERA	WHIP
32 Stan Spencer, R (1, 1) ERA: 2.7	6.1	W	27	5	2	2	6	3	0	0	0	0	0	70	106	2.84	1.263
Matt Whisenant, L (7, 1) ERA: 3.0	0.1	H	3	1	0	0	0	1	0	0	0	0	0	8	14	0.00	6.000
Donne Wall, R (7, 1) ERA: 3.1	1.1	H	4	0	0	0	1	0	0	0	0	0	0	9	12	0.00	0.000
Trevor Hoffman, R (9, 1) ERA: 2.45	1.0		3	0	0	0	1	0	0	0	0	0	0	7	12	0.00	0.000

Batter	1	2	3	4	5	6	7	8	9	AB R H RBI BB SO LOB	TOP		
Eric Owens, R (1, 7) OBP: 0.374, SLG: 0.417	1-1 G6-3	0-0 G5-3			4-0 1B FC1 1-2 FC5 BB		29 SH HR 1B P4			4 2 1 0 1 0 2			
Ruben Rivera, R (1, 8) OBP: 0.303, SLG: 0.417	1-0 1B 1B		2-2 1B 2B		0-2 FC1 1-2 FC5 1B 2-3		1-2 29 SH HR HBP	1-2 G6-3		4 2 2 0 0 0 2			
Tony Gwynn, L (1, 9) OBP: 0.279, SLG: 0.296 29 Kory DeHaan, L (5, PR) OBP: 0.192, SLG: 0.208	2-1 1B HR 1B		1-1 1B		0-1 FC6-4 FC5 1-2 FC5 1B 2-3 3-H		0-1 SH HR	3-2 CS 1B		3 1 3 1 0 0 0 1 1 1 0 0 0 0			
Phil Nevin, R (1, 5) OBP: 0.375, SLG: 0.603 Carlos Almanzar, R (7, 1) Matt Whisenant, R (8, 1) Brandon Kolb, R (9, 1) Trevor Hoffman, R (9, 1)	1-2 HR 1B		0-0 G1-3		0-1 FC5 1-2 FC6-4 2-3 3-H		3-2 HR	0-3 K		4 2 2 6 0 0 3 1 0 0 0 0 1 1 0			
Ryan Klesko, L (1, 3) OBP: 0.364, SLG: 0.563	0-0 F9		1-0 F8		0-2 FC6-4 1-2 FC6-2 2-3		1-1 G3 FC6-2 1B		0-0 F8	5 0 1 0 0 0 5			
Bret Boone, R (1, 4) OBP: 0.335, SLG: 0.437	1-1 HR			2-3 K	2-1 F9		4-2 FC6-2 G3 BB		1-1 G1-3	4 2 1 3 1 1 2			
Carlos Hernandez, R (1, 2) OBP: 0.291, SLG: 0.278	1-0 G5-3		0-0 G4-3			1-2 G5-3	3-2 G3		0-0 P4	5 0 0 0 0 0 2			
Chris Gomez, R (1, 6) OBP: 0.375, SLG: 0.259		0-0 L8		0-2 G6-3		0-1 G3-1	0-2 FC6-2			4 0 0 0 0 0 2			
Brian Meadows, R (1, 1) OBP: 0.105, SLG: 0.105 Matt Whiteside, R (3, 1) Damian Jackson, R (5, PH) Kevin Walker, L (5, 1) Dave Magadan, L (7, PH) OBP: 0.333, SLG: 0.313		2-2 G6-3			2-2 FC1 BB 1B	1-3 K	3-1 E3			1 0 0 0 0 0 0 0 0 0 0 0 0 0 1 1 1 0 0 0 0 1 0 0 0 0 1 0 1 0 0 0 0 0 1			
Inning Stats	R: 4 H: 4 E: 0 LOB: 0 K: 0 BB: 0 S: 12 P: 19	R: 0 H: 0 E: 0 LOB: 0 K: 0 BB: 0 S: 5 P: 7	R: 0 H: 2 E: 0 LOB: 1 K: 0 BB: 0 S: 9 P: 13	R: 0 H: 0 E: 0 LOB: 0 K: 1 BB: 0 S: 8 P: 10	R: 2 H: 2 E: 0 LOB: 2 K: 0 BB: 1 S: 16 P: 24	R: 0 H: 0 E: 0 LOB: 0 K: 1 BB: 0 S: 8 P: 10	R: 5 H: 3 E: 2 LOB: 2 K: 0 BB: 1 S: 28 P: 43	R: 0 H: 1 E: 0 LOB: 0 K: 1 BB: 0 S: 10 P: 14	R: 0 H: 0 E: 0 LOB: 0 K: 0 BB: 0 S: 4 P: 5	1B: 9 SF: 0 2B: 1 SAC: 1 3B: 0 DP: 0 HR: 2 HBP: 1	WP: 0 PA: 43 PB: 0 SB: 1 CS: 1		
PITCHER	IP WLS BF H R ER SO BB IBB HBP BLK WP HR S P ERA WHIP											PITCHER	IP WLS BF H R ER SO BB IBB HBP BLK WP HR S P ERA WHIP
Terry Mulholland, L (1, 1) ERA: 5.8	6.0 L 30 9 9 9 2 1 0 1 0 0 0 1 64 90 13.50 1.667												
30 Kevin McGlinchy, R (7, 1) ERA: 4.15	0.2 5 2 1 0 0 1 0 0 0 0 0 1 18 29 0.00 4.500												
Bruce Chen, L (7, 1) ERA: 1.76	0.1 2 0 1 0 0 0 0 0 0 0 0 0 4 7 0.00 0.000												
Greg McMichael, R (8, 1) ERA: 3.38	2.0 6 1 0 0 1 0 0 0 0 0 0 0 14 19 0.00 0.500												

San Diego Padres @ Atlanta Braves
Turner Field, Atlanta, GA
Fri May 19 2000, 7:40 PM EDT
Att. 39,423 - Sunny - 77 F

livebaseballscorecards.com

AB	39
R	11
H	12
RBI	10
BB	2
SO	3
LOB	20



BOTTOM

San Diego Padres @ Atlanta Braves
Turner Field, Atlanta, GA
Fri May 19 2000, 7:40 PM EDT
Att: 39,423 - Sunny - 77 F

livebaseballscorecards.com

AB 41
R 7
H 15
RBI 7
BB 2
SO 5
LOB 23



WP: 2 PA: 45
PB: 0
SB: 0
CS: 0

AB R H RBI BB SO LOB
0 0 0 0 0 0 0
4 1 0 1 0 0 3

5 2 2 2 0 0 1

5 1 2 2 0 1 0

5 0 2 0 0 0 1

4 2 2 1 1 0 2

5 0 3 0 0 1 3

5 0 1 0 0 1 6

4 1 3 1 1 1 0

2 0 0 0 0 1 3
0 0 0 0 0 0 0
0 0 0 0 0 0 0
1 0 0 0 0 0 2
0 0 0 0 0 0 0
1 0 0 0 0 0 2

1B: 10 SF: 0
2B: 1 SAC: 1
3B: 0 DP: 1
HR: 4 HBP: 1

Batter	1	2	3	4	5	6	7	8	9
Quilvio Veras, S OBP: 0.415, SLG: 0.396 Keith Lockhart, L OBP: 0.237, SLG: 0.306 (1, 4) (1, PR) (2, 4)	2-2 10 HR HBP	0-1 G3	0-0 G4-6-3 1-2f			1-0 G5-3		3-2 F9	
Andruw Jones, R OBP: 0.425, SLG: 0.625 (1, 8)	0-2 F9	1-0 HR			0-0 G5-3	2-2 F9		0-0 HR	
10 Chipper Jones, S OBP: 0.385, SLG: 0.552 (1, 5)	2-2 HR	1-0 WP 1B			1-2 G6-3	2-0 G6-3		3-3 K	
Andres Galarraga, R OBP: 0.397, SLG: 0.609 (1, 3)	0-1 1B	3-2 G5-3			1-1 1B		1-2 E6 FC6-4	0-0 G4-3	
Brian Jordan, R OBP: 0.380, SLG: 0.574 (1, 9)	0-0 F8				0-0 HR	1-2 1B	0-0 FC6-4 1B		4-2 F8 WP BB
Javy Lopez, R OBP: 0.331, SLG: 0.411 (1, 2)	2-1 E5 1B				0-0 1B 1B	0-0 F7	0-0 1B 1B	2-3 K	1-2 K
Bobby Bonilla, S OBP: 0.364, SLG: 0.469 (1, 7)	2-0 F8				1-0 1B 1B		2-3 K	1-1 F8	2-3 F8
Rafael Furcal, S OBP: 0.422, SLG: 0.396 (1, 6)					0-0 SH1-4 G3 2B	1-2 2-3 G4-6-3 1B	1-3 K	1-0 1B	4-0 BB
Terry Mulholland, R OBP: 0.013, SLG: 0.035 30 Kevin McClintchy, R Bruce Chen, L Wally Joyner, L OBP: 0.333, SLG: 0.366 Greg McMichael, R Trenidad Hubbard, R OBP: 0.264, SLG: 0.239 (1, 1) (7, 1) (7, 1) (7, PH) (8, 1) (9, PH)		0-0 SH1-4	1-3 K		0-0 G4-3	1-1 G4-3	1-0 F9	0-1 G5-3	

Inning Stats	1	2	3	4	5	6	7	8	9
R: 2 H: 3 E: 1 LOB: 3 K: 0 BB: 0 S: 14 P: 22	R: 2 H: 3 E: 0 LOB: 1 K: 0 BB: 0 S: 10 P: 15	R: 1 H: 4 E: 0 LOB: 2 K: 1 BB: 0 S: 8 P: 11	R: 0 H: 2 E: 0 LOB: 2 K: 0 BB: 0 S: 9 P: 11	R: 0 H: 0 E: 0 LOB: 0 K: 1 BB: 0 S: 7 P: 9	R: 0 H: 0 E: 0 LOB: 0 K: 0 BB: 0 S: 6 P: 11	R: 1 H: 2 E: 1 LOB: 2 K: 1 BB: 0 S: 14 P: 19	R: 1 H: 1 E: 0 LOB: 0 K: 1 BB: 0 S: 9 P: 15	R: 0 H: 0 E: 0 LOB: 2 K: 1 BB: 2 S: 11 P: 22	

PITCHER	IP	WLS	BF	H	R	ER	SO	BB	IBB	HBP	BLK	WP	HR	S	P	ERA	WHIP
Brian Meadows, R ERA: 4.45 (1, 1)	2.0		16	9	5	5	0	0	0	1	0	1	3	27	42	22.50	4.500
Matt Whiteside, R ERA: (3, 1)	2.0	W	8	3	0	0	1	0	0	0	0	0	0	14	17	0.00	1.500
Kevin Walker, L ERA: 5.87 (5, 1)	2.0		6	0	0	0	1	0	0	0	0	0	0	13	20	0.00	0.000
Carlos Almanzar, R ERA: 5.16 (7, 1)	1.1		8	3	2	1	1	0	0	0	0	0	1	18	26	6.75	2.250
Matt Whisenant, L ERA: 2.89 (8, 1)	0.2		2	0	0	0	1	0	0	0	0	0	0	5	8	0.00	0.000

PITCHER	IP	WLS	BF	H	R	ER	SO	BB	IBB	HBP	BLK	WP	HR	S	P	ERA	WHIP
Brandon Kolb, R ERA: 4.5 (9, 1)	0.2		4	0	0	0	1	2	0	0	0	0	0	9	20	0.00	3.000
Trevor Hoffman, R ERA: 2.4 (9, 1)	0.1	S	1	0	0	0	0	0	0	0	0	0	0	2	2	0.00	0.000

Batter	1	2	3	4	5	6	7	8	9	AB	R	H	RBI	BB	SO	LOB	TOP
Eric Owens, R (1, 9) OBP: 0.382, SLG: 0.425 29 Kory DeHaan, L (7, 9) OBP: 0.185, SLG: 0.200	1-1 G4-3 2B 1B		0-1 1B S 1B	1-1 L9			0-1 1B SF9 1B	1-0 F8		4	3	3	0	0	0	0	
Al Martin, L (1, 7) OBP: 0.366, SLG: 0.465	0-0 G4-3 1-2		2-2 1B 1B 1-3 BB 1B			1-3 K	1-1 HR 1B		0-0 G6-4-3 BB 1B	5	2	3	0	0	1	1	
Ryan Klesko, L (1, 3) OBP: 0.371, SLG: 0.563 Ed Sprague, R (6, 3) OBP: 0.347, SLG: 0.727	2-3 K		0-0 BB 1B 1-2 BB 1B 3-H			4-2 1B BB	0-3 K		4-2 G6-4-3 BB 1-2	2	0	1	1	1	1	1	
Phil Nevin, R (1, 5) OBP: 0.386, SLG: 0.617 Chris Gomez, R (6, 4) OBP: 0.353, SLG: 0.250	1-1 FC4-6 2-H 2B		2-2 BB 1-2 2-3 1B			0-0 G6-4-3 1-3 1B	1-0 SF9		2-2 G6-4-3 1-2f 2-3	3	0	3	1	0	0	0	
Bret Boone, R (1, 4) OBP: 0.341, SLG: 0.434 Carlos Almanzar, R (6, 1)	4-1 FC4-6 BB		4-1 G4-6-3 BB			1-2 G6-4-3 1-2f	3-2 1-H HR		2-3 K	1	0	0	1	2	0	2	
Carlos Hernandez, R (7, PH) OBP: 0.299, SLG: 0.325 Matt Whiteside, R (7, 1)										0	0	0	0	0	0	0	
32 Stan Spencer, R (9, PH) OBP: 0.600, SLG: 0.600										1	1	1	2	0	0	0	
Damian Jackson, R (1, 6) OBP: 0.386, SLG: 0.459	0-2 FC4-6 1-2f 2-3		1-3 K				3-2 F8		3-2 F7	4	0	0	0	0	1	5	
Ruben Rivera, R (1, 8) OBP: 0.300, SLG: 0.422		0-1 G4-3	2-1 G4-6-3 1-2f				1-0 2B		3-2 F8	4	0	1	0	0	0	3	
Wiki Gonzalez, R (1, 2) OBP: 0.333, SLG: 0.397		2-2 G3-1		0-0 F8			1-3 K		1-1 G4-3 2B	4	0	1	0	0	1	1	
Will Cunnane, R (1, 1)							2-1 G3		0-0 G4-3 2-3	2	0	0	0	0	2	0	
Matt Whisenant, R (4, 1)										0	0	0	0	0	0	0	
Dave Magadan, L (6, PH) (6, 5)										2	0	0	0	0	0	2	
Inning Stats	R: 1 H: 2 E: 0 LOB: 2 K: 1 BB: 1 S: 12 P: 20	R: 0 H: 0 E: 0 LOB: 0 K: 1 BB: 0 P: 11	R: 2 H: 4 E: 0 LOB: 2 K: 1 BB: 1 S: 18 P: 28	R: 0 H: 0 E: 0 LOB: 0 K: 1 BB: 0 P: 9	R: 0 H: 1 E: 0 LOB: 1 K: 1 BB: 1 S: 9 P: 15	R: 0 H: 1 E: 0 LOB: 1 K: 1 BB: 0 S: 7 P: 11	R: 3 H: 3 E: 0 LOB: 0 K: 1 BB: 0 S: 14 P: 22	R: 0 H: 1 E: 0 LOB: 1 K: 0 BB: 0 S: 7 P: 12	R: 0 H: 1 E: 0 LOB: 1 K: 1 BB: 1 S: 10 P: 18	1B: 9 SF: 1 2B: 3 SAC: 0 3B: 0 DP: 3 HR: 1 HBP: 0	WP: 0 PA: 41 PB: 0 SB: 1 CS: 0						
PITCHER	IP WLS BF H R ER SO BB IBB HBP BLK WP HR S P ERA WHIP																
John Burkett, R (1, 1) ERA: 5.67	6.2 W 32 11 6 6 7 3 0 0 0 0 0 1 71 110 8.10 2.100																
Bruce Chen, L (7, 1) ERA: 1.72	0.1 1 0 0 0 0 0 0 0 0 0 0 0 3 6 0.00 0.000																
Mike Remlinger, L (8, 1) ERA: 1.04	1.0 4 1 0 0 0 0 0 0 0 0 0 0 7 12 0.00 1.000																
John Rocker, L (9, 1) ERA: 4.91	1.0 4 1 0 0 0 1 1 0 0 0 0 0 10 18 0.00 2.000																

San Diego Padres @ Atlanta Braves
Turner Field, Atlanta, GA
Sat May 20 2000, 7:10 PM EDT
Att. 49,653 - Sunny - 80 F

livebaseballscorecards.com

AB 36
R 6
H 13
RBI 6
BB 4
SO 8
LOB 21



Batter	1	2	3	4	5	6	7	8	9
Rafael Furcal, S OBP: 0.421, SLG: 0.396 (1, 6)	3-2 G1-3	2-3 K		0-0 E7 10 1B	1-0 1B			3-3 K	
Andruw Jones, R OBP: 0.419, SLG: 0.609 (1, 8)	3-3 K	2-0 P4		1-0 G4-3 10 1B E HBP	3-2 G3			2-2 F8	
10 Chipper Jones, S OBP: 0.388, SLG: 0.548 (1, 5)	4-1 1B BB			0-0 G4-3 E 1B					
Wally Joyner, L OBP: 0.327, SLG: 0.356 (1, 3)	1-1 1B			1-2 G4-3					
Brian Jordan, R OBP: 0.375, SLG: 0.561 (1, 9)	0-0 F8			1-0 E6					
Javy Lopez, R OBP: 0.322, SLG: 0.398 (1, 2)		2-2 E6 2B HR		1-2 F9				2-3 K	
Bobby Bonilla, S OBP: 0.375, SLG: 0.485 (1, 7)		2-1 HR 2B		4-2 1B E BB				2-3 K	
Trenidad Hubbard, R OBP: 0.273, SLG: 0.250 (5, 7)		1-3 HR 2B		2-2 E 10 1B 1B				2-2 G3-1	
Keith Lockhart, L OBP: 0.286, SLG: 0.425 (1, 4)		0-1 HR		1-2 1B					
John Burkett, R (1, 1)		0-3 K		0-3 K				0-2 G5-3	
Bruce Chen, L (7, 1)									
Mike Remlinger, L (8, 1)									
Steve Sisco, R (8, PH)									
John Rocker, R (9, 1)									

AB	R	H	RBI	BB	SO	LOB
5	1	2	3	0	2	0
4	1	0	0	0	1	1
3	1	1	2	1	0	0
4	0	1	0	0	0	2
4	0	1	0	0	0	2
4	1	0	0	0	2	1
1	2	1	0	1	0	0
2	1	1	0	0	1	0
4	3	3	3	0	0	0
2	0	0	0	0	2	2
0	0	0	0	0	0	0
0	0	0	0	0	0	0
1	0	0	0	0	0	0
0	0	0	0	0	0	0

BOTTOM

San Diego Padres @ Atlanta Braves
Turner Field, Atlanta, GA

Sat May 20 2000, 7:10 PM EDT
Att. 49,653 - Sunny - 80 F

livebaseballscorecards.com

AB	34
R	10
H	10
RBI	8
BB	2
SO	8
LOB	8



Inning	R	H	E	K	S	R	H	E	K	S	R	H	E	K	S	R	H	E	K	S
1	0	1	0	11	22	3	2	1	2	15	0	1	0	9	17	2	3	0	5	23
2	0	0	0	0	0	0	0	0	0	0	0	0	0	0	0	0	0	0	0	0
3	0	0	0	0	0	0	0	0	0	0	0	0	0	0	0	0	0	0	0	0
4	0	0	0	0	0	0	0	0	0	0	0	0	0	0	0	0	0	0	0	0
5	0	0	0	0	0	0	0	0	0	0	0	0	0	0	0	0	0	0	0	0
6	0	0	0	0	0	0	0	0	0	0	0	0	0	0	0	0	0	0	0	0
7	0	0	0	0	0	0	0	0	0	0	0	0	0	0	0	0	0	0	0	0
8	0	0	0	0	0	0	0	0	0	0	0	0	0	0	0	0	0	0	0	0
9	0	0	0	0	0	0	0	0	0	0	0	0	0	0	0	0	0	0	0	0

PITCHER	IP	WLS	BF	H	R	ER	SO	BB	IBB	HBP	BLK	WP	HR	S	P	ERA	WHIP
Will Cunnane, R (1, 1) ERA: 6.28	3.1	L	20	6	7	5	4	2	0	0	0	0	1	44	78	13.50	2.400
Matt Whisenant, L (4, 1) ERA: 3.54	1.2		9	4	3	2	1	0	0	0	0	0	0	16	26	10.80	2.400
Carlos Almanzar, R (6, 1) ERA: 4.94	1.0		3	0	0	0	0	0	0	0	0	0	0	7	11	0.00	0.000
Matt Whiteside, R (7, 1) ERA:	2.0		6	0	0	0	3	0	0	0	0	0	0	21	32	0.00	0.000

WP	PA	ERA	WHIP
0	38		
0			
0			
0			
0			

Batter	1	2	3	4	5	6	7	8	9	AB R H RBI BB SO LOB	TOP	
Eric Owens, R (1, 9) OBP: 0.374, SLG: 0.415 29 Kory DeHaan, L (8, 9) OBP: 0.179, SLG: 0.192	1-2 F9	2-3 K			0-2 F8		1-0 F9		0-3 K	4 0 0 0 0 1 1 1 0 0 0 0 1 0		
Damian Jackson, R (1, 6) OBP: 0.374, SLG: 0.444	0-2 F9		1-1 P4		2-1 G6-3			3-3 K	3-3 K BB	5 0 0 0 0 2 0		
Ed Sprague, R (1, 7) OBP: 0.364, SLG: 0.771	1-0 2B		4-1 G6-4-3 BB			3-2 HR		0-3 K	0-3 K	4 1 2 1 1 2 1		
Phil Nevin, R (1, 5) OBP: 0.398, SLG: 0.643	4-0 IBB		1-2 G6-4-3			3-2 1B 2B		1-0 HR	4-1 BB	3 1 2 1 2 0 1		
Dave Magadan, L (1, 3) OBP: 0.320, SLG: 0.273	1-3 K			3-2 G6-3		2-2 G6-4-3 1B		4-0 2B BB	0-0 F5	4 0 1 0 1 1 4		
Bret Boone, R (1, 4) OBP: 0.344, SLG: 0.442		1-0 BB 1B G5-4-3 1B		2-1 F9		2-3 K		3-2 2B		4 1 2 0 0 1 2		
Carlos Hernandez, R (1, 2) OBP: 0.297, SLG: 0.321		2-0 G5-4-3 BB 1-2 1B		1-1 F9		0-0 G6-4-3		3-1 G6-3		4 0 1 0 0 0 4		
Ruben Rivera, R (1, 8) OBP: 0.324, SLG: 0.478		4-1 G5-4-3 1-2 2-3 BB			2-1 HR		0-0 F9		2-1 HR 1B	3 2 2 1 1 0 0		
Sterling Hitchcock, L (1, 1) Ryan Klesko, L (7, PH) OBP: 0.368, SLG: 0.558 Donne Wall, R (7, 1) Kevin Walker, L (7, 1) OBP: 0.250, SLG: 0.250 Matt Whiteside, R (8, 1) Al Martin, L (9, PH) OBP: 0.370, SLG: 0.488		3-2 G5-4-3			2-1 G6-3		1-0 F7		0-0 HR	2 0 0 0 0 0 2 1 0 1 1 1 2 0 0 0		
Inning Stats	R: 0 H: 1 E: 0 LOB: 2 K: 1 BB: 1 S: 10 P: 17	R: 1 H: 2 E: 0 LOB: 1 K: 1 BB: 1 S: 9 P: 21	R: 0 H: 0 E: 0 LOB: 0 K: 0 BB: 1 S: 6 P: 12	R: 0 H: 0 E: 0 LOB: 0 K: 0 BB: 0 S: 9 P: 15	R: 1 H: 1 E: 0 LOB: 0 K: 0 BB: 0 S: 10 P: 16	R: 1 H: 3 E: 0 LOB: 1 K: 1 BB: 0 S: 16 P: 26	R: 0 H: 0 E: 0 LOB: 0 K: 0 BB: 0 S: 3 P: 5	R: 1 H: 2 E: 0 LOB: 2 K: 2 BB: 1 S: 13 P: 27	R: 2 H: 2 E: 0 LOB: 2 K: 3 BB: 1 S: 15 P: 24	1B: 4 SF: 0 2B: 3 SAC: 0 3B: 0 DP: 3 HR: 4 HBP: 0	WP: 0 PA: 41 PB: 1 SB: 0 CS: 0	
PITCHER	IP WLS BF H R ER SO BB IBB HBP BLK WP HR S P ERA WHIP											
Tom Glavine, L (1, 1) ERA: 2.94	6.0 W 25 7 3 3 3 2 1 0 0 0 2 60 107 4.50 1.500											
Rudy Seanez, R (7, 1) ERA: 3.48	1.0 H 3 0 0 0 0 0 0 0 0 0 0 3 5 0.00 0.000											
Mike Remlinger, L (8, 1) ERA: 1.33	1.0 6 2 1 1 2 1 0 0 0 0 1 13 27 9.00 3.000											
Greg McMichael, R (9, 1) ERA: 4.4	1.0 7 2 2 2 3 1 0 0 0 0 1 15 24 18.00 3.000											

San Diego Padres @ Atlanta Braves
Turner Field, Atlanta, GA
Sun May 21 2000, 1:10 PM EDT
Att. 40,533 - Cloudy - 74 F

livebaseballscorecards.com

AB 36
R 6
H 11
RBI 5
BB 5
SO 8
LOB 15



Batter	1	2	3	4	5	6	7	8	9	AB R H RBI BB SO LOB	TOP													
Joe McEwing, R OBP: 0.313, SLG: 0.517 (1, 8) (7, 7)	1-0 F8		1-2 G6-3		1-0 G5-3			1-3 K		4 0 0 0 0 1 0														
Derek Bell, R OBP: 0.421, SLG: 0.542 (1, 9)	0-0 E5 FC6-4		3-2 G5-3			3-3 K		1-1 G6-3		4 0 0 0 0 1 0														
Edgardo Alfonzo, R OBP: 0.454, SLG: 0.581 (1, 4)	2-3 K		2-3 K			2-1 G5-3			1-1 SH1-3 31 1B	4 0 1 0 0 2 1														
31 Mike Piazza, R OBP: 0.409, SLG: 0.723 20 Kurt Abbott, R OBP: 0.259, SLG: 0.275 (1, 2) (9, PR)	0-0 FC6-4 1-2f			1-0 G5-3		1-0 G5-3		1-1 SH1-3 1B	1-2 SH1-3 1B	4 0 1 0 0 0 1 0 0 0 0 0 0 0														
Robin Ventura, L OBP: 0.350, SLG: 0.520 (1, 5)		0-2 G3		4-2 FC5-4 1B 2-1 BB		1-0 G6-3		0-1 SH1-3	1-2 2-3	2 0 0 0 1 0 0														
Matt Franco, L OBP: 0.298, SLG: 0.175 (1, 3)		2-0 1B FC1-2 1B		0-0 1-2 FC5-4 1B		0-1 G6-3		4-0 IBB		3 0 2 0 1 0 0														
Benny Agbayani, R OBP: 0.344, SLG: 0.439 Jay Payton, R OBP: 0.284, SLG: 0.333 (1, 7) (7, PR) (7, 8)		1-1 FC1-2 1-3 1B		0-0 FC5-4 1-2f 2-3		1-1 E6		3-1 P4		3 0 1 0 0 0 2 1 0 0 0 0 0 3														
Rey Ordonez, R OBP: 0.296, SLG: 0.239 Mark Johnson, L (9, PH)		0-2 FC1-2 1-3 3-H		2-2 2-1 3-H	2-3 K	0-1 G1-3		1-2 F8		3 0 0 0 0 1 3 1 0 0 0 0 0 3														
Glendon Rusch, L (1, 1) Jon Nunnally, L OBP: 0.346, SLG: 0.413 John Franco, L (8, PH) (8, 1)		0-0 G4-3			1-0 G1-3			1-3 K		2 0 0 0 0 0 2 1 0 0 0 0 1 0 0 0 0 0 0 0 0														
Inning Stats	R: 0 E: 1 K: 1 S: 6	H: 0 LOB: 1 BB: 0 P: 9	R: 0 E: 0 K: 0 S: 11	H: 2 LOB: 2 BB: 0 P: 14	R: 0 E: 0 K: 1 S: 11	H: 0 LOB: 0 BB: 1 P: 17	R: 0 E: 0 K: 0 S: 7	H: 1 LOB: 2 BB: 1 P: 14	R: 0 E: 0 K: 1 S: 5	H: 0 LOB: 0 BB: 0 P: 9	R: 0 E: 1 K: 0 S: 7	H: 0 LOB: 1 BB: 0 P: 9	R: 0 E: 0 K: 2 S: 9	H: 0 LOB: 0 BB: 0 P: 12	R: 0 E: 1 K: 0 S: 7	H: 0 LOB: 1 BB: 0 P: 9	R: 0 E: 0 K: 2 S: 9	H: 0 LOB: 0 BB: 0 P: 12	R: 0 E: 0 K: 0 S: 11	H: 2 LOB: 3 BB: 1 P: 21	1B: 5 2B: 0 3B: 0 HR: 0	SF: 0 SAC: 1 DP: 0 HBP: 0	WP: 0 PB: 0 SB: 0 CS: 0	PA: 35
PITCHER Matt Clement, R ERA: 4.55 Trevor Hoffman, R ERA: 2.25	(1, 1) (9, 1)	IP: 8.0 WLS: W BF: 30 H: 3 R: 0 ER: 0 SO: 6 BB: 1 IBB: 0 HBP: 0 BLK: 0 WP: 0 HR: 0 S: 62 P: 96 ERA: 0.00 WHIP: 0.500	(9, 1)	IP: 1.0 WLS: S BF: 6 H: 2 R: 0 ER: 0 SO: 0 BB: 0 IBB: 1 HBP: 0 BLK: 0 WP: 0 HR: 0 S: 11 P: 21 ERA: 0.00 WHIP: 2.000											PITCHER	IP WLS BF H R ER SO BB IBB HBP BLK WP HR S P ERA WHIP								

New York Mets @ San Diego Padres
Qualcomm Stadium, San Diego, CA
Mon May 22 2000, 10:05 PM EDT
Att. 17,966 - Cloudy - 68 F

livebaseballscorecards.com

AB 32
R 0
H 5
RBI 0
BB 2
SO 6
LOB 15



New York Mets @ San Diego Padres
Qualcomm Stadium, San Diego, CA

Wed May 24 2000, 10:05 PM EDT
Att. 19,405 - Cloudy - 68 F

livebaseballscorecards.com

AB	34
R	4
H	7
RBI	4
BB	3
SO	7
LOB	12



Batter	1	2	3	4	5	6	7	8	9	AB	R	H	RBI	BB	SO	LOB
Jon Nunnally, L OBP: 0.325, SLG: 0.382 (1, 8)	G4-3		K				K		K	5	0	0	0	0	3	1
Derek Bell, R OBP: 0.403, SLG: 0.516 (1, 9)	G6-3		F4				G6-3			4	0	0	0	0	0	1
Edgardo Alfonzo, R OBP: 0.455, SLG: 0.593 (1, 4)	FC6-4 BB						F8		HR	3	2	2	1	1	0	0
31 Mike Piazza, R OBP: 0.416, SLG: 0.739 (1, 2)	FC6-4 1-2f						FC3-6 1B		G4-3	4	1	2	0	0	0	1
Robin Ventura, L OBP: 0.351, SLG: 0.516 (1, 5)							FC3-6 BB		F8	4	1	2	1	0	0	1
Todd Zeile, R OBP: 0.379, SLG: 0.494 (1, 3)							BB		F9	4	0	1	0	0	0	3
Benny Agbayani, R OBP: 0.338, SLG: 0.403 (1, 7)							BB		G5-3	3	0	0	1	1	0	1
Jay Payton, R OBP: 0.282, SLG: 0.330 (8, 8)							BB			0	0	0	0	0	0	0
Rey Ordonez, R OBP: 0.284, SLG: 0.228 (6, PH)							BB			2	0	0	0	0	1	1
Pat Mahomes, R OBP: 0.222, SLG: 0.333 (8, 1)							BB			0	0	0	0	0	0	0
Dennis Cook, L (8, 1)							BB			0	0	0	0	0	0	0
Armando Benitez, R (8, 1)							BB			0	0	0	0	0	0	0
Mark Johnson, L OBP: 0.222, SLG: 0.125 (8, 3)							BB			1	0	0	0	0	1	0
Bobby Jones, R (1, 1)										2	0	0	0	0	1	0
20 Kurt Abbott, R OBP: 0.250, SLG: 0.264 (6, PH)										2	0	0	0	0	1	3

Inning	1	2	3	4	5	6	7	8	9
R: 0	R: 0	R: 0	R: 2	R: 0	R: 1	R: 1	R: 1	R: 0	R: 0
H: 0	H: 1	H: 0	H: 3	H: 0	H: 2	H: 1	H: 1	H: 0	H: 0
E: 0	E: 0	E: 1	E: 0	E: 0	E: 1	E: 0	E: 0	E: 0	E: 0
K: 0	K: 0	K: 2	K: 0	K: 1	K: 0	K: 1	K: 1	K: 0	K: 3
S: 12	S: 6	S: 10	S: 12	S: 7	S: 11	S: 8	S: 7	S: 7	S: 10
LOB: 1	LOB: 0	LOB: 1	LOB: 1	LOB: 0	LOB: 3	LOB: 0	LOB: 0	LOB: 0	LOB: 0
BB: 1	BB: 0	BB: 0	BB: 0	BB: 2	BB: 2	BB: 0	BB: 0	BB: 0	BB: 0
P: 18	P: 9	P: 13	P: 19	P: 7	P: 21	P: 10	P: 11	P: 11	P: 15

PITCHER	IP	WLS	BF	H	R	ER	SO	BB	IBB	HBP	BLK	WP	HR	S	P	ERA	WHIP
Brian Meadows, R ERA: 4.33 (1, 1)	5.2		26	6	3	2	3	3	0	0	0	0	0	55	84	3.18	1.588
Carlos Almanzar, R ERA: 5.04 (6, 1)	1.1	B	5	1	1	1	1	0	0	0	0	0	1	11	13	6.75	0.750
Donne Wall, R ERA: 4.5 (8, 1)	1.0	W	3	0	0	0	0	0	0	0	0	0	0	7	11	0.00	0.000
Trevor Hoffman, R ERA: 3.0 (9, 1)	1.0	S	3	0	0	0	3	0	0	0	0	0	0	10	15	0.00	0.000

PITCHER	IP	WLS	BF	H	R	ER	SO	BB	IBB	HBP	BLK	WP	HR	S	P	ERA	WHIP

1B: 5	SF: 0	WP: 0	PA: 37
2B: 1	SAC: 0	PB: 0	
3B: 0	DP: 1	SB: 0	
HR: 1	HBP: 0	CS: 0	

Batter	1	2	3	4	5	6	7	8	9
Ruben Rivera, R OBP: 0.356, SLG: 0.513 (1, 8)	1-1 F7	2-1 2B		2-3 K		1-0 1B		2-3 K	
Al Martin, L OBP: 0.360, SLG: 0.473 (1, 7)	3-1 F9	2-0 F5		3-1 L3		2-1 F8		1-1 L9	
Tony Gwynn, L OBP: 0.274, SLG: 0.364 (1, 9)	2-2 G4-3		0-0 F7		0-2 FC5 2B		2-1 F8		
Phil Nevin, R OBP: 0.401, SLG: 0.635 (1, 5)		1-1 HR 1B	1-2 L5-4 2B		1-0 E 1B		1-1 P4		
Ryan Klesko, L OBP: 0.369, SLG: 0.571 (1, 3)		0-1 SAFE HR	4-1 BB		0-0 L8		1-2 G3		
Bret Boone, R OBP: 0.340, SLG: 0.466 (1, 4)		2-0 HR	2-2 L5-4		0-0 FC5		3-2 HR		
Carlos Hernandez, R OBP: 0.294, SLG: 0.309 (1, 2)		1-2 SH3-4 2B 1B		2-1 BB 1B		2-2 G6-3		4-1 FC1-6 BB	
Damian Jackson, R OBP: 0.363, SLG: 0.422 (1, 6)		2-1 F8		4-1 BB		2-1 P6		1-1 FC1-6 S BLK	
Brian Meadows, R OBP: 0.100, SLG: 0.100 (1, 1)		0-0 SH3-4		0-3 K		0-3 K		4-1 IBB	
Carlos Almanzar, R OBP: 0.348, SLG: 0.273 (8, PH)									
Donne Wall, R OBP: 0.366, SLG: 0.737 (8, PH)									
Ed Sprague, R OBP: 0.366, SLG: 0.737 (8, PH)									
Trevor Hoffman, R OBP: 0.366, SLG: 0.737 (9, 1)									

AB	R	H	RBI	BB	SO	LOB
5	0	2	1	0	2	4
5	0	0	0	0	0	6
3	0	1	0	0	0	0
1	0	0	0	0	0	0
4	1	3	0	0	0	0
3	1	1	2	1	0	2
4	2	2	2	0	0	4
3	1	2	0	1	0	3
3	0	0	0	1	0	2
1	0	0	0	0	1	2
1	0	0	0	0	1	0
0	0	0	0	0	0	0
0	0	0	0	0	0	0
0	0	0	0	1	0	0
0	0	0	0	0	0	0

AB	R	H	RBI	BB	SO	LOB
33	5	11	5	4	4	23

Inning Stats	R: 0	H: 0	E: 0	K: 8	S: 8	P: 14	R: 4	H: 5	E: 1	K: 0	S: 15	R: 0	H: 1	E: 0	K: 0	S: 8	R: 0	H: 1	E: 0	K: 2	S: 11	R: 0	H: 2	E: 1	K: 0	S: 9	R: 0	H: 1	E: 0	K: 1	S: 8	R: 0	H: 0	E: 0	K: 0	S: 7	R: 1	H: 1	E: 0	K: 1	S: 13
	0	0	0	8	14		4	5	1	0	15	0	1	0	0	8	0	1	0	2	11	0	2	0	0	9	0	1	0	8	0	0	0	0	7	1	1	0	1	13	

NEW YORK METS @ SAN DIEGO PADRES
Qualcomm Stadium, San Diego, CA
 Wed May 24 2000, 10:05 PM EDT
 Att. 19,405 - Cloudy - 68 F

livebaseballscorecards.com

WP: 0 PA: 38
 PB: 0
 SB: 2
 CS: 0



Batter	1	2	3	4	5	6	7	8	9	AB R H RBI BB SO LOB	TOP																									
Peter Bergeron, L (1, 8) OBP: 0.301, SLG: 0.357	2-1 P5	2-3 K			1-0 WP BB 1B		2-2 F8		0-0 FC6-4 1-2f	5 0 1 0 0 1 2																										
Geoff Blum, S (1, 6) OBP: 0.360, SLG: 0.452	2-2 2B		3-1 G5-3		4-1 WP 1-2 BB		0-0 F3			3 1 1 0 1 0 0																										
Rondell White, R (1, 7) OBP: 0.375, SLG: 0.563	3-2 E 2B		1-0 FC6-4 1B		3-3 K 1-2 2-3		3-2 G6-3			4 1 2 1 0 1 2																										
Vladimir Guerrero, R (1, 9) OBP: 0.450, SLG: 0.714	1-2 G6-3		3-3 K		1-0 F7			0-0 G5-3		4 0 0 0 0 1 4																										
Jose Vidro, S (1, 4) OBP: 0.431, SLG: 0.631 Mike Johnson, L (8, 1) OBP: 0.500, SLG: 0.500	0-0 E7 2-H 1B		2-2 FC6-4 1-2f		0-1 G4-3			1-2 G6-3		4 0 1 1 0 0 3 0 0 0 0 0 0 0																										
Lee Stevens, L (1, 3) OBP: 0.339, SLG: 0.494	2-3 K			2-2 L6		2-2 G4-3		3-1 G4-3		4 0 0 0 0 1 1																										
Mike Mordecai, R (1, 5) OBP: 0.433, SLG: 0.724		0-1 SH1-4 1B		0-2 E6		4-0 BLK BB		2-1 E3 FC4-6		3 0 1 0 1 0 0																										
Charlie O'Brien, R (1, 2) Wilton Guerrero, S (8, 4) OBP: 0.288, SLG: 0.319		0-2 F7		0-3 K		0-2 P4 1-2		0-0 FC4-6 FC6-4 1-2f		3 0 0 0 0 0 1 3 1 0 0 0 0 0 1																										
Hideki Irapu, R (1, 1) OBP: 0.143, SLG: 0.143 Andy Tracy, L (6, PH) OBP: 0.250, SLG: 0.351 Felipe Lira, R (6, 1) Brian Schneider, L (8, 2)		1-0 SH1-4 1-2		0-3 K		3-1 F9		1-1 F7		1 0 0 0 0 0 1 1 1 0 0 0 0 0 1 0 0 0 0 0 0 0 1 0 0 0 0 0 1																										
Inning Stats	R: 2 E: 1 K: 1 S: 16	H: 3 LOB: 1 BB: 0 P: 26	R: 0 E: 0 K: 1 S: 10	H: 1 LOB: 1 BB: 0 P: 13	R: 0 E: 0 K: 1 S: 9	H: 1 LOB: 1 BB: 0 P: 18	R: 0 E: 1 K: 2 S: 13	H: 0 LOB: 1 BB: 0 P: 15	R: 0 E: 0 K: 1 S: 8	H: 1 LOB: 2 BB: 1 P: 17	R: 0 E: 0 K: 0 S: 8	H: 0 LOB: 1 BB: 1 P: 17	R: 0 E: 0 K: 0 S: 8	H: 0 LOB: 0 BB: 0 P: 13	R: 0 E: 0 K: 0 S: 8	H: 0 LOB: 0 BB: 0 P: 12	R: 0 E: 1 K: 0 S: 6	H: 0 LOB: 1 BB: 0 P: 9	1B: 4 2B: 2 3B: 0 HR: 0	SF: 0 SAC: 1 DP: 0 HBP: 0	WP: 1 PB: 0 SB: 0 CS: 0	PA: 37														
PITCHER	IP WLS BF H R ER SO BB IBB HBP BLK WP HR S P ERA WHIP																																			
Sterling Hitchcock, L (1, 1) ERA: 4.93	4.0		20	6	2	2	5	1	0	0	0	0	0	50	79	4.50	1.750																			
Matt Whiteside, R (5, 1) ERA:	2.0	W	7	0	0	0	1	1	0	0	1	1	0	14	27	0.00	0.500																			
Kevin Walker, L (7, 1) ERA: 6.38	2.0	H	6	0	0	0	0	0	0	0	0	0	0	16	25	0.00	0.000																			
Brian Boehringer, R (9, 1) ERA: 5.65	1.0		4	0	0	0	0	0	0	0	0	0	0	6	9	0.00	0.000																			

Montreal Expos @ San Diego Padres
Qualcomm Stadium, San Diego, CA
 Fri May 26 2000, 10:05 PM EDT
 Att. 19,517 - Sunny - 72 F

livebaseballscorecards.com

AB	34
R	2
H	6
RBI	2
BB	2
SO	6
LOB	19



Batter	1	2	3	4	5	6	7	8	9
Eric Owens, R OBP: 0.369, SLG: 0.413 (1, 8) BCFS (8, 9)	1-3 K 1B	1-2 1B		2-0 SF9 S 1-3 2-H 1B			2-0 G6-3		
Al Martin, L OBP: 0.357, SLG: 0.470 (1, 7) X	0-0 BB 1B	0-0 G4-3		3-2 SF9 1-3 3-H			2-1 F8		
Tony Gwynn, L OBP: 0.299, SLG: 0.406 Ruben Rivera, R OBP: 0.356, SLG: 0.513 (1, 9) BBB (7, PR) (8, 8)	4-1 1B 1-2 1B BB		0-1 G4-3 G4-3 2B	1-0 F8			0-0 2B		
Phil Nevin, R OBP: 0.393, SLG: 0.620 (1, 5) BCFS (8, 9)	1-3 K		1-1 G4-3 2-3		0-2 F7		0-1 G5-3		
Ryan Klesko, L OBP: 0.373, SLG: 0.569 (1, 3) BB X	2-1 1B 1-2 2-H 1B		0-2 G4-3 3-H		3-1 F5		2-1 F8 S 1B 1B		
Bret Boone, R OBP: 0.338, SLG: 0.461 (1, 4) BSB X	3-2 1B 1-2 2-H 1B		0-1 F8 3-H		0-1 F7		2-1 F9 1-2		
Carlos Hernandez, R OBP: 0.292, SLG: 0.306 (1, 2) FB X	1-2 L6		1-2 1B 1B		1-1 P3		0-1 F8 2-3		
Damian Jackson, R OBP: 0.366, SLG: 0.421 (1, 6) BB X		2-1 F9	0-1 1B 1-2 SF9 1B		3-2 G5-3		4-1 S 1B BB		
Sterling Hitchcock, L Matt Whiteside, R 29 Kory DeHaan, L Kevin Walker, L Dave Magadan, L Brian Boehringer, S (1, 1) (5, 1) (6, PH) (7, 1) (8, PH) (9, 1)		1-2 G6-3	1-3 K		1-0 F8		2-0 1B 1-H 3-H		

AB	R	H	RBI	BB	SO	LOB
4	0	2	1	0	1	0
3	1	1	1	0	0	1
3	2	2	0	1	0	1
0	0	0	0	0	0	0
4	0	0	0	0	1	4
4	1	2	2	0	0	0
4	0	1	1	0	0	1
4	1	1	0	0	0	3
3	1	1	0	1	0	0
2	0	0	0	0	1	2
0	0	0	0	0	0	0
1	0	0	0	0	0	0
0	0	0	0	0	0	0
1	0	1	1	0	0	0
0	0	0	0	0	0	0

WP	PA
0	36

Inning Stats	R	H	E	K	S	LOB	BB	P	
R: 2 E: 0 K: 2 S: 16	H: 3 LOB: 2 BB: 1 P: 28	R: 0 E: 0 K: 0 S: 10	H: 1 LOB: 1 BB: 0 P: 14	R: 1 E: 0 K: 0 S: 9	H: 1 LOB: 0 BB: 0 P: 10	R: 2 E: 0 K: 1 S: 13	H: 3 LOB: 1 BB: 0 P: 21	R: 0 E: 0 K: 0 S: 7	H: 0 LOB: 0 BB: 0 P: 10
R: 0 E: 0 K: 0 S: 6	H: 1 LOB: 1 BB: 0 P: 11	R: 0 E: 0 K: 0 S: 6	H: 1 LOB: 2 BB: 1 P: 18	R: 1 E: 0 K: 0 S: 8	H: 2 LOB: 2 BB: 1 P: 18	R: 1 E: 0 K: 0 S: 8	H: 2 LOB: 2 BB: 1 P: 18	R: 1 E: 0 K: 0 S: 8	H: 2 LOB: 2 BB: 1 P: 18

AB	R	H	RBI	BB	SO	LOB
33	6	11	6	2	3	12

PITCHER	IP	WLS	BF	H	R	ER	SO	BB	IBB	HBP	BLK	WP	HR	S	P	ERA	WHIP
Hideki Irabu, R ERA: 7.58 (1, 1)	5.0	L	24	8	5	5	3	1	0	0	0	0	0	55	83	9.00	1.800
Felipe Lira, R ERA: 7.36 (6, 1)	2.0		7	1	0	0	0	0	0	0	0	0	0	12	21	0.00	0.500
Mike Johnson, R ERA: 7.43 (8, 1)	1.0		5	2	1	1	0	1	0	0	0	0	0	8	18	9.00	3.000

Montreal Expos @ San Diego Padres
Qualcomm Stadium, San Diego, CA
Fri May 26 2000, 10:05 PM EDT
Att. 19,517 - Sunny - 72 F

livebaseballscores.com



Batter	1	2	3	4	5	6	7	8	9	AB R H RBI BB SO LOB
--------	---	---	---	---	---	---	---	---	---	----------------------

Peter Bergeron, L OBP: 0.309, SLG: 0.356 (1, 8)	4-2 1B BB	1-0 F7			2-1 E7 WP		4-1 CS BB	2-2 2-H 1B		3 1 1 1 2 0 2
Jose Vidro, S OBP: 0.426, SLG: 0.620 (1, 4)	2-0 F8		3-3 K		1-1 L4		2-2 BB WP 1B	1-2 F7		5 0 1 0 0 1 3
Rondell White, R OBP: 0.381, SLG: 0.558 (1, 7)	1-1 1B 1-3 1B		4-2 1B HBP		4-0 WP BB		0-3 K		2-2 L5	3 0 1 0 0 1 1
Vladimir Guerrero, R OBP: 0.448, SLG: 0.703 (1, 9)	0-2 PB 1-3 1B		0-1 F3		1-3 K G6-4-3		4-0 BB IBB	0-2 G6-3		4 0 1 1 1 1 3
Lee Stevens, L OBP: 0.340, SLG: 0.488 (1, 3)	0-2 G6-3		0-1 1B		0-1 G6-4-3		4-2 BB	0-3 K		4 0 1 0 0 1 4
Andy Tracy, L OBP: 0.233, SLG: 0.325 (1, 5)		0-1 E6		0-3 K		0-1 G1-3	1-2 G2-3			3 0 0 0 0 1 2
Wilton Guerrero, S OBP: 0.263, SLG: 0.313 (7, PH)		SH2-4 BB								1 0 0 0 0 0 3
Mike Mordecai, R OBP: 0.433, SLG: 0.724 (7, 5)										0 0 0 0 0 0 0
Geoff Blum, S OBP: 0.333, SLG: 0.413 (1, 6)		0-3 K		2-2 G3		1-1 G4-3		2-2 G3		4 0 0 0 0 1 1
Brian Schneider, L OBP: 0.600, SLG: 0.750 (1, 2)		4-1 SH2-4 BB		3-3 K		2-2 2B		2-0 SH1-4 1B		3 1 2 0 1 1 0
Charlie O'Brien, R (8, 2)		1-2 BB								0 0 0 0 0 0 0
Javier Vazquez, R OBP: 0.174, SLG: 0.143 (1, 1)		0-2 SH2-4		2-2 G3		1-3 K		0-1 SH1-4		2 0 0 0 0 1 1
Steve Kline, S (8, 1)								1-2		0 0 0 0 0 0 0
Dustin Hermanson, R OBP: 0.188, SLG: 0.133 (8, 1)		1-2 2-3								0 0 0 0 0 0 0

Inning Stats	R: 1	H: 2	R: 0	H: 0	R: 0	H: 1	R: 0	H: 0	R: 0	H: 1	R: 0	H: 2	R: 0	H: 0	1B: 6	SF: 0	WP: 3	PA: 41
	E: 0	LOB: 1	E: 1	LOB: 2	E: 0	LOB: 2	E: 0	LOB: 2	E: 0	LOB: 1	E: 0	LOB: 1	E: 0	LOB: 0	2B: 1 <td>SAC: 2 <td>PB: 1 <td></td> </td></td>	SAC: 2 <td>PB: 1 <td></td> </td>	PB: 1 <td></td>	
	K: 0	BB: 1	K: 1	BB: 1	K: 2	BB: 0	K: 1	BB: 1	K: 1	BB: 0	K: 1	BB: 3	K: 0	BB: 0	3B: 0	DP: 1 <td>SB: 0</td> <td></td>	SB: 0	
	S: 11	P: 18	S: 10	P: 15	S: 15	P: 22	S: 9	P: 16	S: 9	P: 17	S: 10	P: 14	S: 14	P: 29	HR: 0	HBP: 1	CS: 1	

PITCHER	IP	WLS	BF	H	R	ER	SO	BB	IBB	HBP	BLK	WP	HR	S	P	ERA	WHIP
Matt Clement, R ERA: 4.24 (1, 1)	6.2		31	5	1	1	7	4	1	1	0	2	0	72	120	1.35	1.350
Matt Whisenant, L ERA: 3.54 (7, 1)	0.0		1	0	0	0	0	1	0	0	0	0	0	3	7	∞	∞
Donne Wall, R ERA: 4.62 (7, 1)	1.1	W	6	2	1	1	0	0	0	0	0	0	0	15	23	6.75	1.500
Trevor Hoffman, R ERA: 2.84 (9, 1)	1.0	S	3	0	0	0	1	0	0	0	0	0	0	9	11	0.00	0.000

TOP

Montreal Expos @ San Diego Padres
Qualcomm Stadium, San Diego, CA
Sat May 27 2000, 10:05 PM EDT
Att. 40,110 - Sunny - 73 F

livebaseballscorecards.com

AB	32
R	2
H	7
RBI	2
BB	6
SO	8
LOB	20



Batter	1	2	3	4	5	6	7	8	9	AB	R	H	RBI	BB	SO	LOB
Eric Owens, R OBP: 0.372, SLG: 0.431 (1, 8) FF (9, 7) X	0-2 F9 ①			0-2 HR C X	0-1 G4-3 1-2f ② ③			0-2 HR BB 1B C L X		4	2	2	1	0	0	3
Al Martin, L OBP: 0.362, SLG: 0.474 Ruben Rivera, R OBP: 0.364, SLG: 0.513 (1, 7) B F C B X (8, PH) (9, 8)	2-2 F9 ②			3-2 CS 1B F B B B X		0-1 1B S X		4-1 HR BB 1-2 B B B B C B X		3	0	2	0	0	0	0
Tony Gwynn, L OBP: 0.296, SLG: 0.397 Trevor Hoffman, R (1, 9) B B C X (9, 1)	2-1 F9 ③			2-2 FC5-4 1B 1-2 C B B B X		0-0 F7 ① X		2-3 K ② B B F F F S		4	0	1	0	0	1	3
Phil Nevin, R OBP: 0.390, SLG: 0.629 (1, 5)			1-1 G4-3 ① C B X	0-0 FC5-4 1-2f ② X		0-3 K ② C S S		0-1 HR 1-H 2-H F X		4	1	1	3	0	1	2
Ryan Klesko, L OBP: 0.365, SLG: 0.557 (1, 3)			1-0 F8 ② B X	0-2 G4-3 ③ X C C		3-1 G6-3 ③ B B F B X		2-3 K ③ S S S B B X		3	0	0	0	0	0	2
Bret Boone, R OBP: 0.338, SLG: 0.459 (1, 4)		0-2 G6-3 ③ X T C				2-2 1B 1B 1B B B C C X		2-3 K2-3 ① B B C C X		3	0	1	0	0	1	0
Carlos Hernandez, R OBP: 0.303, SLG: 0.327 (1, 2)			1-2 G3 CS 2B C B B X		1-2 1B 1B 1-2 X B B C X		0-1 F9 ② C X			3	0	2	0	0	0	0
Damian Jackson, R OBP: 0.364, SLG: 0.418 Chris Gomez, R OBP: 0.351, SLG: 0.258 (1, 6) (4, 6)			2-2 G3 ① B B B C X		0-2 G4-3 1B 1-2 2-3 X B B C X		1-2 G1-3 ③ X B B C X			1	0	0	0	0	0	1
Matt Clement, R OBP: 0.180, SLG: 0.174 Matt Whisenant, R Donne Wall, R Dave Magadan, L OBP: 0.357, SLG: 0.292 29 Kory DeHaan, L OBP: 0.161, SLG: 0.172 (1, 1) (7, 1) (7, 1) (8, PH) (9, 9)			3-3 K ② ③ S T B B C X		1-3 K ① C T B B C X			0-2 F7 ① C F X		2	0	0	0	0	2	4

Inning Stats	R: 0	H: 0	E: 0	K: 0	S: 9	LOB: 0	BB: 0	P: 13	R: 0	H: 0	E: 0	K: 0	S: 6	LOB: 0	BB: 0	P: 8	R: 0	H: 1	E: 0	K: 1	S: 10	LOB: 0	BB: 0	P: 16	R: 1	H: 3	E: 0	K: 0	S: 13	LOB: 1	BB: 0	P: 18	R: 0	H: 3	E: 0	K: 1	S: 15	LOB: 2	BB: 0	P: 19	R: 0	H: 1	E: 0	K: 1	S: 8	LOB: 1	BB: 0	P: 11	R: 0	H: 0	E: 0	K: 1	S: 9	LOB: 0	BB: 0	P: 12	R: 3	H: 2	E: 0	K: 2	S: 16	LOB: 0	BB: 1	P: 24
1B: 7	SF: 0	2B: 1	SAC: 0	3B: 0	DP: 1	HR: 2	HBP: 0	WP: 0	PA: 32	CS: 2																																																						

PITCHER	IP	WLS	BF	H	R	ER	SO	BB	IBB	HBP	BLK	WP	HR	S	P	ERA	WHIP
Javier Vazquez, R ERA: 2.79 (1, 1)	7.1		28	9	2	2	4	0	0	0	0	0	1	76	103	2.46	1.227
Steve Kline, L ERA: 1.33 (8, 1)	0.1	L	2	0	0	0	1	1	0	0	0	0	0	5	11	0.00	3.000
Dustin Hermanson, R ERA: 5.33 (8, 1)	0.1	B	2	1	2	2	1	0	0	0	0	0	1	5	7	54.00	3.000

BOTTOM

Montreal Expos @ San Diego Padres
Qualcomm Stadium, San Diego, CA

Sat May 27 2000, 10:05 PM EDT
Att: 40,110 - Sunny - 73 F

livebaseballscorecards.com

AB	31
R	4
H	10
RBI	4
BB	1
SO	6
LOB	15



Batter	1	2	3	4	5	6	7	8	9	AB	R	H	RBI	BB	SO	LOB	TOP										
Ronnie Belliard, R (1, 4) OBP: 0.388, SLG: 0.428	2-1 2B 1B	2-2 G4-3		0-0 F8		1-3 K		0-0 G6-3		5	1	1	0	0	1	1											
Mark Loretta, R (1, 6) OBP: 0.368, SLG: 0.421	0-1 F8	1-2 F7		2-3 K		1-1 F8		3-2 G3		5	0	0	0	0	1	2											
Jeremy Burnitz, L (1, 9) OBP: 0.363, SLG: 0.489	1-1 F8		4-1 1B 1B BB		4-1 FC3-6 BB		3-2 G5-3	2-2 F7		3	1	0	0	2	0	1											
Geoff Jenkins, L (1, 7) OBP: 0.336, SLG: 0.661	0-0 WP 1-H 2B		0-0 E 1B 1B G6-4-3		0-0 FC3-6 E 1B 1-2f		2-3 K		2-3 K	5	2	2	1	0	2	1											
Charlie Hayes, R (1, 3) OBP: 0.395, SLG: 0.467	4-1 WP 2-3 BB		1-2 E8 G6-4-3 1B 1-3 2-H		1-3 K		2-2 E5 HBP 2B		3-2 BB 1B 1B	4	2	2	1	1	1	1											
José Hernández, R (1, 5) OBP: 0.291, SLG: 0.371	2-3 K 1-2 3-H		0-1 G6-4-3 1-2f 3-H		0-0 E 1B 1-2		1-1 2B HBP		4-2 1B 1-2 BB	3	1	1	0	1	1	2											
Marquis Grissom, R (1, 8) OBP: 0.287, SLG: 0.325		0-1 HR	4-0 FC6-4 BB		2-0 E6 1-2 2-3		2-2 2B 1-H 2-H		3-2 G6-4-3 1B 1-3 2-H	4	1	3	4	1	0	2											
Henry Blanco, R (1, 2) OBP: 0.361, SLG: 0.410		0-2 F8	2-2 FC6-4 1-2f		1-3 K		4-0 IBB		0-0 G6-4-3 1-2f	4	0	0	0	1	1	6											
Jimmy Haynes, R (1, 1) David Weathers, R (9, 1)		0-0 G4-3 2B		0-3 K		1-3 K		0-3 K		4	0	1	0	0	3	2											
										0	0	0	0	0	0	0											
Inning Stats	R: 2 E: 0 K: 1 S: 11	H: 2 LOB: 1 BB: 1 P: 20	R: 1 E: 0 K: 0 S: 13	H: 2 LOB: 1 BB: 0 P: 16	R: 2 E: 1 K: 0 S: 14	H: 2 LOB: 1 BB: 2 P: 25	R: 0 E: 0 K: 2 S: 12	H: 0 LOB: 0 BB: 0 P: 14	R: 0 E: 1 K: 2 S: 10	H: 1 LOB: 3 BB: 1 P: 18	R: 0 E: 0 K: 2 S: 8	H: 0 LOB: 0 BB: 0 P: 11	R: 2 E: 1 K: 2 S: 18	H: 1 LOB: 2 BB: 1 P: 32	R: 0 E: 0 K: 0 S: 7	H: 0 LOB: 0 BB: 0 P: 12	R: 1 E: 0 K: 1 S: 14	H: 2 LOB: 1 BB: 1 P: 26	1B: 6 2B: 3 3B: 0 HR: 1	SF: 0 SAC: 0 DP: 2 HBP: 1	WP: 2 PB: 0 SB: 0 CS: 0	PA: 44					
PITCHER	IP	WLS	BF	H	R	ER	SO	BB	IBB	HBP	BLK	WP	HR	S	P	ERA	WHIP										
Brian Meadows, R (1, 1) ERA: 4.57	4.2	L	25	7	5	4	4	4	0	0	0	2	1	57	89	7.71	2.357										
Matt Whiteside, R (5, 1) ERA:	2.1		11	1	2	0	5	0	1	1	0	0	0	29	47	0.00	0.429										
Brian Boehringer, R (8, 1) ERA: 5.28	1.0		3	0	0	0	0	0	0	0	0	0	0	7	12	0.00	0.000										
Matt Whisenant, L (9, 1) ERA: 3.8	1.0		5	2	1	1	1	1	0	0	0	0	0	14	26	9.00	3.000										

Milwaukee Brewers @ San Diego Padres
Qualcomm Stadium, San Diego, CA
Mon May 29 2000, 9:05 PM EDT
Att. 16,863 - Sunny - 72 F

AB	37
R	8
H	10
RBI	6
BB	6
SO	10
LOB	18



Batter	1	2	3	4	5	6	7	8	9	AB	R	H	RBI	BB	SO	LOB
Ruben Rivera, R OBP: 0.354, SLG: 0.476 (1, 8)	2-3 K		1-2 G5-3		1-3 K2-3			1-1 P4		4	0	0	0	0	2	0
Al Martin, L OBP: 0.368, SLG: 0.508 (1, 7)	2-0 G5-3			0-0 HR	0-0 F8			1-0 F7		4	1	1	1	0	0	0
Tony Gwynn, L OBP: 0.306, SLG: 0.416 29 Kory DeHaan, L OBP: 0.156, SLG: 0.167 (1, 9) (9, 9)	2-1 G6-3			1-1 F9 1B 2B		1-1 1B		2-1 F9		4	1	2	0	0	0	0
Phil Nevin, R OBP: 0.379, SLG: 0.607 (1, 5)		2-3 K		2-2 F9		0-0 F7			1-1 1B 1B	4	1	1	0	0	1	2
Ryan Klesko, L OBP: 0.366, SLG: 0.541 (1, 3)		4-1 BB		0-0 FC5 1B 1B		1-1 P6		2-2 F3		3	0	1	1	1	0	2
Bret Boone, R OBP: 0.330, SLG: 0.444 (1, 4)		3-2 F7		3-1 P4		3-1 L6		1-1 1B 1B		4	0	1	0	0	0	3
Carlos Hernandez, R OBP: 0.306, SLG: 0.330 Matt Whiteside, R OBP: 0.355, SLG: 0.296 (1, 2) (5, 1) (7, PH) (8, 6)		0-1 G4-3		0-1 FC5 1B		3-2 F8		2-2 FC6-4 1B		2	0	1	0	0	0	1
Chris Gomez, R OBP: 0.326, SLG: 0.222 Brian Boehringer, S OBP: 0.250, SLG: 0.500 Matt Whisenant, R OBP: 0.360, SLG: 0.727 (1, 6) (8, 1) (9, 1) (9, PH)			4-2 B3-6-4 BB	1-0 FC5		0-2 F7		0-3 K		2	0	0	0	0	1	0
Brian Meadows, R OBP: 0.095, SLG: 0.095 Wiki Gonzalez, R OBP: 0.317, SLG: 0.387 (1, 1) (5, 2)			2-2 B3-6-4		3-1 F9		2-0 G1-3		0-2 FC6-4		1	0	0	0	0	1

Inning Stats	R: 0	H: 0	E: 0	LOB: 0	K: 1	BB: 0	S: 6	P: 12	R: 0	H: 0	E: 0	LOB: 1	K: 1	BB: 1	S: 9	P: 18	R: 0	H: 0	E: 0	LOB: 0	K: 0	BB: 1	S: 11	P: 18	R: 2	H: 4	E: 0	LOB: 2	K: 0	BB: 0	S: 12	P: 19	R: 0	H: 0	E: 0	LOB: 0	K: 1	BB: 0	S: 6	P: 10	R: 0	H: 1	E: 0	LOB: 1	K: 0	BB: 0	S: 7	P: 12	R: 0	H: 0	E: 0	LOB: 0	K: 0	BB: 0	S: 9	P: 14	R: 0	H: 0	E: 0	LOB: 0	K: 0	BB: 0	S: 5	P: 9	R: 1	H: 3	E: 0	LOB: 2	K: 1	BB: 0	S: 18	P: 24	1B: 6	SF: 0	2B: 1	SAC: 0	3B: 0	DP: 1	HR: 1	HBP: 0
--------------	------	------	------	--------	------	-------	------	-------	------	------	------	--------	------	-------	------	-------	------	------	------	--------	------	-------	-------	-------	------	------	------	--------	------	-------	-------	-------	------	------	------	--------	------	-------	------	-------	------	------	------	--------	------	-------	------	-------	------	------	------	--------	------	-------	------	-------	------	------	------	--------	------	-------	------	------	------	------	------	--------	------	-------	-------	-------	-------	-------	-------	--------	-------	-------	-------	--------

PITCHER	IP	WLS	BF	H	R	ER	SO	BB	IBB	HBP	BLK	WP	HR	S	P	ERA	WHIP
Jimmy Haynes, R ERA: 4.33 (1, 1)	8.1	W	33	7	3	3	3	2	0	0	0	0	1	72	123	3.24	1.080
David Weathers, R ERA: 2.25 (9, 1)	0.2		3	1	0	0	1	0	0	0	0	0	0	11	13	0.00	1.500

BOTTOM

Milwaukee Brewers @ San Diego Padres
Qualcomm Stadium, San Diego, CA

Mon May 29 2000, 9:05 PM EDT
Att. 16,863 - Sunny - 72 F

AB	34
R	3
H	8
RBI	3
BB	2
SO	4
LOB	15



WP	PA	ERA	WHIP
0	36		

Batter	1	2	3	4	5	6	7	8	9
Eric Owens, R OBP: 0.385, SLG: 0.436 (1, 9) BB (7, 7)	4-1 F9 1B BB		1-0 F8		1-0 1B 2B	4-0 IBB		2-1 CS 1B	
Al Martin, L OBP: 0.367, SLG: 0.505 Ed Sprague, R OBP: 0.388, SLG: 0.718 Donnie Wall, R OBP: 0.290, SLG: 0.250 Kevin Walker, L OBP: 0.250, SLG: 0.250 Dave Magadan, L OBP: 0.344, SLG: 0.296 Trevor Hoffman, R OBP: 0.344, SLG: 0.296	2-2 F7		0-0 G3		1-0 2B 1B 3-H	3-2 P4		3-2 L9	
Ryan Klesko, L OBP: 0.369, SLG: 0.547 (1, 3)	0-0 1-2 1B			0-0 P4	1-0 2B			1-2 G6-3	
Phil Nevin, R OBP: 0.377, SLG: 0.597 (1, 5)	2-0 F9			1-3 K	4-0 IBB G4-6-3			2-3 K	
Bret Boone, R OBP: 0.329, SLG: 0.438 (1, 4)	2-3 K			4-0 CS BB	1-1 G4-6-3			2-3 K	
Ruben Rivera, R OBP: 0.340, SLG: 0.455 (1, 8)		3-2 F8		2-1 CS	0-1 G6-3			3-3 K	
Carlos Hernandez, R OBP: 0.322, SLG: 0.340 (1, 2)		1-1 G4-3			0-0 BB 2B 1B			4-2 2B 29 2B BB	
Damian Jackson, R OBP: 0.366, SLG: 0.423 (1, 6)		2-3 K			4-1 2B 1B BB			0-0 FC6-4 29 2B	
Adam Eaton, R OBP: 0.500, SLG: 1.000 Carlos Almanzar, R OBP: 0.206, SLG: 0.281 29 Kory DeHaan, L OBP: 0.206, SLG: 0.281			0-3 K		0-2 1B 1B 2B			0-0 1B 2B	

Inning Stats	R: 0	H: 1	E: 0	K: 1	S: 10	LOB: 2	BB: 1	P: 20	R: 0	H: 0	E: 0	K: 1	S: 12	LOB: 0	BB: 0	P: 18	R: 0	H: 0	E: 0	K: 1	S: 5	LOB: 0	BB: 0	P: 6	R: 0	H: 0	E: 0	K: 1	S: 5	LOB: 0	BB: 1	P: 12	R: 4	H: 5	E: 0	K: 0	S: 12	LOB: 2	BB: 2	P: 24	R: 0	H: 2	E: 0	K: 1	S: 13	LOB: 3	BB: 1	P: 29	R: 0	H: 0	E: 0	K: 2	S: 12	LOB: 0	BB: 0	P: 17	R: 2	H: 3	E: 0	K: 1	S: 13	LOB: 1	BB: 1	P: 25
--------------	------	------	------	------	-------	--------	-------	-------	------	------	------	------	-------	--------	-------	-------	------	------	------	------	------	--------	-------	------	------	------	------	------	------	--------	-------	-------	------	------	------	------	-------	--------	-------	-------	------	------	------	------	-------	--------	-------	-------	------	------	------	------	-------	--------	-------	-------	------	------	------	------	-------	--------	-------	-------

PITCHER	IP	WLS	BF	H	R	ER	SO	BB	IBB	HBP	BLK	WP	HR	S	P	ERA	WHIP
Jeff D'Amico, R ERA: 1.93	(1, 1)	5.2	L	28	8	4	4	5	3	2	0	0	0	54	103	6.35	1.941
Valerio De Los Santos, L ERA: 6.61	(6, 1)	0.1		1	0	0	0	0	0	0	0	0	0	3	6	0.00	0.000
Juan Acevedo, R ERA: 4.84	(7, 1)	2.0		9	3	2	3	1	0	0	0	0	0	25	42	9.00	2.000

BOTTOM

Milwaukee Brewers @ San Diego Padres
Qualcomm Stadium, San Diego, CA

Tue May 30 2000, 10:05 PM EDT
Att. 15,379 - Sunny - 68 F

AB	R	H	RBI	BB	SO	LOB
3	1	2	1	2	0	0
3	0	1	1	0	0	1
1	0	0	0	0	0	3
0	0	0	0	0	0	0
0	0	0	0	0	0	0
1	0	0	0	0	0	2
0	0	0	0	0	0	0
4	0	2	1	0	0	0
3	0	0	0	1	2	2
3	0	0	0	1	2	5
4	0	0	0	0	2	0
3	2	2	0	1	0	0
3	2	1	0	1	1	1
2	1	1	1	0	1	0
0	0	0	0	0	0	0
2	0	2	2	0	0	0

AB	32
R	6
H	11
RBI	6
BB	6
SO	8
LOB	14



WP	PA	3B	SF	SAC	DP	HBP
0	39	0	0	0	1	0
0		0	0	0	0	0
0		0	0	0	0	0

Milwaukee Brewers @ San Diego Padres
Qualcomm Stadium, San Diego, CA
 Wed May 31 2000, 10:05 PM EDT
 Att. 14,784 - Sunny - 70 F

AB	35
R	5
H	10
RBI	5
BB	4
SO	6
LOB	16



WP:	0	PA:	39
PB:	0		
SB:	1		
CS:	0		

Batter	1	2	3	4	5	6	7	8	9	AB	R	H	RBI	BB	SO	LOB
Ronnie Belliard, R (1, 4) OBP: 0.388, SLG: 0.421	F7		F8			BB	1B		G5-3	4	1	1	0	1	0	0
Mark Loretta, R (1, 6) OBP: 0.362, SLG: 0.427	G6-3			P4-3					G6-3	5	0	1	0	0	1	2
Jeremy Burnitz, L (1, 9) OBP: 0.357, SLG: 0.479	G5-3			P4-3		BB			G4-3	4	1	0	0	1	1	2
Geoff Jenkins, L (1, 7) OBP: 0.355, SLG: 0.675		FC6-4				BB				4	1	4	1	0	0	0
Charlie Hayes, R (1, 3) OBP: 0.394, SLG: 0.451		F9				BB				2	0	0	0	2	1	2
José Hernández, R (1, 5) OBP: 0.294, SLG: 0.377		FC6-4				BB				4	1	1	1	0	0	6
Marquis Grissom, R (1, 8) OBP: 0.286, SLG: 0.327										4	0	1	2	0	1	2
Henry Blanco, R (1, 2) OBP: 0.349, SLG: 0.402			F9							3	0	1	0	0	0	1
Curt Leskanic, R (7, 1) OBP: 0.353, SLG: 0.400										0	0	0	0	0	0	0
Mark Sweeney, L (8, PH) OBP: 0.353, SLG: 0.400										1	0	0	0	0	0	0
Bob Wickman, R (8, 1)										0	0	0	0	0	0	0
John Snyder, R (1, 1)										2	0	0	0	0	1	1
Steve Woodard, L (5, 1) OBP: 0.158, SLG: 0.059										0	0	0	0	0	0	0
Valerio De Los Santos, L (6, 1)										0	0	0	0	0	0	0
David Weathers, R (6, 1)										0	0	0	0	0	0	0
Raul Casanova, S (6, 2) OBP: 0.222, SLG: 0.242										2	1	1	1	0	1	0

Inning Stats	R: 0	H: 0	E: 0	K: 0	S: 7	P: 11	R: 0	H: 1	E: 0	K: 1	S: 8	P: 11	R: 0	H: 0	E: 0	K: 1	S: 7	P: 10	R: 0	H: 2	E: 0	K: 1	S: 11	P: 18	R: 0	H: 2	E: 0	K: 0	S: 7	P: 11	R: 4	H: 2	E: 0	K: 1	S: 18	P: 36	R: 1	H: 3	E: 0	K: 1	S: 15	P: 29	R: 0	H: 0	E: 0	K: 1	S: 5	P: 8	R: 0	H: 0	E: 0	K: 0	S: 7	P: 10	1B: 7	SF: 0	2B: 3	SAC: 0	3B: 0	DP: 2	HR: 1	HBP: 0	WP: 0	PA: 39
--------------	------	------	------	------	------	-------	------	------	------	------	------	-------	------	------	------	------	------	-------	------	------	------	------	-------	-------	------	------	------	------	------	-------	------	------	------	------	-------	-------	------	------	------	------	-------	-------	------	------	------	------	------	------	------	------	------	------	------	-------	-------	-------	-------	--------	-------	-------	-------	--------	-------	--------

PITCHER	IP	WLS	BF	H	R	ER	SO	BB	IBB	HBP	BLK	WP	HR	S	P	ERA	WHIP
Rodrigo Lopez, R (1, 1) ERA: 8.4	5.1		22	6	3	3	4	2	0	0	0	0	0	50	81	5.06	1.500
Matt Whiteside, R (6, 1) ERA: 0.75	0.2	H	4	1	1	1	0	1	0	0	0	0	0	8	16	13.50	3.000
Brian Boehringer, R (7, 1) ERA: 5.74	0.1	B	3	2	1	1	0	0	0	0	0	0	1	8	13	27.00	6.000
Kevin Walker, L (7, 1) ERA: 5.66	0.1		3	1	0	0	1	0	1	0	0	0	0	5	13	0.00	3.000
Carlos Almanzar, R (7, 1) ERA: 4.87	0.1	W	1	0	0	0	0	0	0	0	0	0	0	2	3	0.00	0.000

PITCHER	IP	WLS	BF	H	R	ER	SO	BB	IBB	HBP	BLK	WP	HR	S	P	ERA	WHIP
Donne Wall, R (8, 1) ERA: 3.99	2.0		6	0	0	0	1	0	0	0	0	0	0	12	18	0.00	0.000

Batter	1	2	3	4	5	6	7	8	9	AB	R	H	RBI	BB	SO	LOB
Eric Owens, R OBP: 0.376, SLG: 0.425 (1, 8) (6, 9)	2-1 G6-3	1-0 E1			0-1 P4	2-2 G6-3	1-2 G3			5	0	0	0	0	0	3
Al Martin, L OBP: 0.378, SLG: 0.519 (1, 7)	0-1 3B	0-1 SF7			4-2 1B 1B	4-2 1B BB	4-1 3B IBB			1	2	1	1	3	0	0
Tony Gwynn, L OBP: 0.318, SLG: 0.418 Ruben Rivera, R OBP: 0.353, SLG: 0.489 (1, 9) (6, 8)	4-0 BB BB	0-2 G3			0-0 1B 2B 1B	2-0 FC5 BB 1B	3-2 1-H 3-H 3B			2	1	1	0	1	0	2
Phil Nevin, R OBP: 0.373, SLG: 0.586 (1, 5)	0-3 K		2-2 G3		3-2 2B BB 1B	1-0 F8	0-0 G4-3			5	1	1	1	0	1	5
Ryan Klesko, L OBP: 0.382, SLG: 0.553 Donne Wall, R (8, 1)	4-1 1-2 BB		1-0 G4-3		2-0 BB SF9 2B	4-2 FC5 BB	4-0 IBB			2	1	1	1	3	0	0
Bret Boone, R OBP: 0.326, SLG: 0.429 (1, 4)	0-1 F3		2-1 G5-3		4-0 SF9 BB IBB	0-0 FC5	1-2 F9			4	0	0	0	1	0	8
Carlos Hernandez, R OBP: 0.342, SLG: 0.352 (1, 2)		4-2 E SF7 BB BB			4-1 CS BB	4-0 1-2 2-3 3-H BB	3-2 2B 2B	0-0 P6		2	2	1	1	3	0	0
Damian Jackson, R OBP: 0.367, SLG: 0.427 (1, 6)		4-2 E BB			1-2 F8	0-0 SF9	3-2 2B 2B	2-1 P4		3	1	1	2	1	0	1
Rodrigo Lopez, R Matt Whiteside, R Brian Boehringer, S Kevin Walker, L Carlos Almanzar, R Dave Magadan, L (1, 1) (6, 1) (7, 1) (7, 1) (7, 1) (7, PH) (8, 3)		0-3 K			2-2 G4-3	1-3 K	2-2 G3 3B 2B	2-2 F9		3	0	0	0	0	2	5

Inning Stats	R: 0	H: 1	E: 0	K: 1	S: 11	LOB: 3	BB: 2	P: 21	R: 1	H: 0	E: 1	K: 1	S: 16	LOB: 2	BB: 2	P: 25	R: 0	H: 0	E: 0	K: 0	S: 6	LOB: 0	BB: 0	P: 11	R: 0	H: 0	E: 0	K: 0	S: 8	LOB: 0	BB: 1	P: 15	R: 4	H: 3	E: 0	K: 1	S: 13	LOB: 2	BB: 3	P: 31	R: 0	H: 1	E: 0	K: 0	S: 12	LOB: 3	BB: 2	P: 25	R: 4	H: 4	E: 0	K: 0	S: 23	LOB: 2	BB: 2	P: 44	R: 0	H: 0	E: 0	K: 0	S: 7	LOB: 0	BB: 0	P: 11
1B: 3	SF: 2	2B: 4	SAC: 0	3B: 2	DP: 0	HR: 0	HBP: 0	WP: 0	PA: 45	CS: 1																																																						

PITCHER	IP	WLS	BF	H	R	ER	SO	BB	IBB	HBP	BLK	WP	HR	S	P	ERA	WHIP
John Snyder, R ERA: 12.41 (1, 1)	4.1		24	4	5	4	2	6	1	0	0	0	0	50	94	8.31	2.308
Steve Woodard, R ERA: 5.22 (5, 1)	1.1		7	1	0	0	1	2	0	0	0	0	0	12	26	0.00	2.250
Valerio De Los Santos, L ERA: 6.61 (6, 1)	0.0	L	1	0	0	0	0	1	0	0	0	0	0	3	7	∞	∞
David Weathers, R ERA: 3.31 (6, 1)	0.2		7	4	4	4	0	0	1	0	0	0	0	20	36	54.00	6.000
Curt Leskanic, R ERA: 4.56 (7, 1)	0.2		3	0	0	0	0	0	1	0	0	0	0	4	9	0.00	0.000

Milwaukee Brewers @ San Diego Padres
Qualcomm Stadium, San Diego, CA
 Wed May 31 2000, 10:05 PM EDT
 Att. 14,784 - Sunny - 70 F

AB	31
R	9
H	9
RBI	9
BB	12
SO	3
LOB	24



PITCHER	IP	WLS	BF	H	R	ER	SO	BB	IBB	HBP	BLK	WP	HR	S	P	ERA	WHIP
Bob Wickman, R ERA: 0.71 (8, 1)	1.0		3	0	0	0	0	0	0	0	0	0	0	7	11	0.00	0.000

Batter	1	2	3	4	5	6	7	8	9	AB R H RBI BB SO LOB	TOP									
Eric Owens, R (1, 9) OBP: 0.381, SLG: 0.426	2-2 G5-3		2-0 FC4-6 1B		4-2 BB			1-0 1B 1B	0-1 G5-3	4 1 2 0 1 0 1										
Al Martin, L (1, 7) OBP: 0.371, SLG: 0.508	3-2 G3		1-0 FC4-6 1-2f		3-2 G3			2-3 K		4 0 0 0 0 1 4										
Tony Gwynn, L (1, 10) OBP: 0.326, SLG: 0.422	1-0 HR 1B		2-1 G1-3			0-2 F7		1-2 1B WP 1B		4 2 2 0 0 0 1										
Phil Nevin, R (1, 5) OBP: 0.375, SLG: 0.600	1-0 HR			1-1 G4-3		0-2 G6-3		0-1 WP 1B		4 1 2 3 0 0 0										
Ed Sprague, R (1, 3) OBP: 0.341, SLG: 0.683	1-1 P4			0-0 F8		2-1 F7		1-0 G6-3		4 0 0 0 0 0 1										
Bret Boone, R (1, 4) OBP: 0.324, SLG: 0.422		0-2 F3		1-3 K			4-0 G5-3 BB	1-1 F8		3 0 0 0 1 1 1										
Ruben Rivera, R (1, 8) OBP: 0.343, SLG: 0.473		0-0 F7			1-1 P6		1-3 K		1-1 F7	3 0 0 0 0 1 1										
Dave Magadan, L (9, PH) OBP: 0.343, SLG: 0.323										1 0 0 0 0 0 0										
Carlos Hernandez, R (1, 2) OBP: 0.339, SLG: 0.357		1-0 F9			2-3 K		0-1 G5-3			4 0 1 0 0 1 1										
Damian Jackson, R (1, 6) OBP: 0.367, SLG: 0.431			2-3 K			1-1 2B														
Ryan Klesko, L (9, PH) OBP: 0.379, SLG: 0.549							2-3 K		2-3 K	3 0 1 0 0 2 1										
										1 0 0 0 0 1 1										
Inning Stats	R: 2 E: 0 K: 0 S: 11	H: 2 LOB: 0 BB: 0 P: 19	R: 0 E: 0 K: 0 S: 5	H: 0 LOB: 0 BB: 0 P: 6	R: 0 E: 0 K: 1 S: 7	H: 1 LOB: 1 BB: 0 P: 14	R: 0 E: 0 K: 1 S: 6	H: 0 LOB: 0 BB: 0 P: 8	R: 0 E: 0 K: 1 S: 14	H: 1 LOB: 2 BB: 1 P: 25	R: 0 E: 0 K: 2 S: 9	H: 0 LOB: 1 BB: 1 P: 16	R: 2 E: 0 K: 1 S: 12	H: 3 LOB: 1 BB: 0 P: 18	R: 0 E: 0 K: 1 S: 8	H: 1 LOB: 1 BB: 0 P: 11	1B: 5 2B: 2 3B: 0 HR: 1	SF: 0 SAC: 0 DP: 0 HBP: 0	WP: 1 PB: 0 SB: 0 CS: 0	PA: 37
PITCHER	IP WLS BF H R ER SO BB IBB HBP BLK WP HR S P ERA WHIP																			
Jamie Moyer, L (1, 1) ERA: 4.07	5.0 W 20 4 2 2 3 1 0 0 0 0 1 43 72 3.60 1.000																			
Brett Tomko, R (6, 1) ERA: 5.67	2.0 H 7 0 0 0 2 1 0 0 0 0 0 0 17 26 0.00 0.500																			
Arthur Rhodes, L (8, 1) ERA: 3.42	1.0 6 3 2 2 1 0 0 0 0 1 0 12 18 18.00 3.000																			
Kazuhiro Sasaki, R (9, 1) ERA: 4.26	1.0 S 4 1 0 0 1 0 0 0 0 0 0 0 8 11 0.00 1.000																			

San Diego Padres @ Seattle Mariners
 Safeco Field, Seattle, WA
 Fri Jun 02 2000, 7:05 PM PDT
 Att. 33,995 - Sunny - 69 F

livebaseballscorecards.com

AB	35
R	4
H	8
RBI	3
BB	2
SO	7
LOB	12



Batter	1	2	3	4	5	6	7	8	9	AB	R	H	RBI	BB	SO	LOB
Rickey Henderson, R (1, 7) OBP: 0.370, SLG: 0.290 Raul Ibanez, L (6, PH) OBP: 0.300, SLG: 0.328 (7, 7)	4-1 G6-3 HBP BB	4-2 BB		2-1 G5-3		3-2 F8	2-0 FC5-4 1-2f			1	0	0	0	2	0	0
Mike Cameron, R (1, 8) OBP: 0.371, SLG: 0.470	2-0 G6-3 1-2 HBP	1-3 K		2-3 K			1-2 F8	2-2 L5		4	0	0	0	0	2	2
Alex Rodriguez, R (1, 6) OBP: 0.442, SLG: 0.621	3-1 G6-3 1-2f 2-3		0-0 G6-3	1-0 G5-3			4-2 HR BB	3-2 FC6-4 1B		4	1	1	0	1	0	2
Edgar Martinez, R (1, 10) OBP: 0.444, SLG: 0.712	2-3 K		2-1 BB WP 1B		2-0 F8		0-1 HR 1-H	2-3 K		5	2	2	2	0	2	2
John Olerud, L (1, 3) OBP: 0.434, SLG: 0.453		0-1 SH 2B	4-1 1B BB SF7 BB		0-0 F8		2-0 1B BB 2B	1-2 FC6-4 1-2f		4	3	2	0	1	0	1
Jay Buhner, R (1, 9) OBP: 0.399, SLG: 0.578		4-2 SH BB	4-2 1B BB		0-0 P6		0-1 G6-3			2	1	0	0	2	0	1
David Bell, R (1, 5) OBP: 0.282, SLG: 0.349		1-0 SH FC5-2 1-H 2-H	1-0 1B		4-2 SH1-4 WP BB		4-2 BB 1B BB			1	0	1	1	2	0	0
Dan Wilson, R (1, 2) OBP: 0.303, SLG: 0.352		0-1 FC5-2 WP	2-0 SF7		1-0 SH1-4		1-0 BB 1B			2	0	1	1	0	0	1
Mark McLemore, S (1, 4) OBP: 0.346, SLG: 0.282		3-3 K	0-3 K		2-2 G6-3		4-2 FC5-4 BB			3	0	0	1	1	2	4

Inning Stats	R: 0	H: 0	E: 0	K: 1	S: 6	R: 2	H: 1	E: 1	K: 2	S: 18	R: 2	H: 2	E: 0	K: 1	S: 11	R: 0	H: 0	E: 0	K: 0	S: 3	R: 0	H: 0	E: 0	K: 0	S: 5	R: 0	H: 0	E: 0	K: 0	S: 3	R: 3	H: 3	E: 0	K: 0	S: 18	R: 0	H: 1	E: 0	K: 1	S: 13
	LOB: 1	BB: 1				LOB: 2	BB: 2				LOB: 2	BB: 2				LOB: 0	BB: 0				LOB: 1	BB: 1					LOB: 3	BB: 3				LOB: 3	BB: 3				LOB: 1	BB: 0		

PITCHER	IP	WLS	BF	H	R	ER	SO	BB	IBB	HBP	BLK	WP	HR	S	P	ERA	WHIP
Matt Clement, R (1, 1) ERA: 4.14	6.0	L	28	3	4	2	5	6	0	1	0	3	0	55	109	3.00	1.500
Matt Whiteside, R (7, 1) ERA: 2.84	0.2		6	2	3	3	0	2	0	0	0	0	1	14	25	40.50	6.000
Carlos Almanzar, R (7, 1) ERA: 4.5	1.0		6	2	0	0	1	1	0	0	0	0	0	14	28	0.00	3.000
Kevin Walker, L (8, 1) ERA: 5.57	0.1		1	0	0	0	0	0	0	0	0	0	0	3	4	0.00	0.000


BOTTOM

San Diego Padres @ Seattle Mariners
Safeco Field, Seattle, WA

Fri Jun 02 2000, 7:05 PM PDT
Att: 33,995 - Sunny - 69 F

livebaseballscorecards.com

AB	28
R	7
H	7
RBI	5
BB	9
SO	6
LOB	17



1B: 4	SF: 1	WP: 3	PA: 41
2B: 2	SAC: 2	PB: 0	
3B: 0	DP: 1	SB: 0	
HR: 1	HBP: 1	CS: 0	

Batter	1	2	3	4	5	6	7	8	9	AB R H RBI BB SO LOB	TOP	
Eric Owens, R (1, 9) OBP: 0.382, SLG: 0.439	1-1 F4		1-1 F9		0-1 G5-3		3-2 FC6 1B		2-1 HR 3B	5 1 2 1 0 0 0		
Al Martin, L (1, 7) OBP: 0.371, SLG: 0.521	0-3 K		0-0 1B		0-1 G3		1-2 FC6 FC6-4 1-2f		1-1 HR	5 1 2 2 0 1 1		
Tony Gwynn, L (1, 10) OBP: 0.314, SLG: 0.409	1-1 F7		1-1 F5		1-0 1B		2-2 FC6-4 1-2f		1-1 F8	5 0 1 0 0 0 2		
Phil Nevin, R (1, 5) OBP: 0.378, SLG: 0.589 Damian Jackson, R (7, 6) OBP: 0.368, SLG: 0.424		2-2 1B 1B		3-2 P4 F8		0-1 F9		4-2 BB BB	4 0 1 0 0 0 2 0 0 0 0 1 0 0			
Ryan Klesko, L (1, 3) OBP: 0.386, SLG: 0.559		1-1 1-2 1B		0-0 E5 1B 1B		1-2 FC5-4 1B		2-1 G6-3 1-2 BB	4 1 2 0 1 0 0			
Bret Boone, R (1, 4) OBP: 0.323, SLG: 0.415		0-2 F4		0-1 1B 1-2 1B		1-2 FC5-4 BB 1-2f		3-1 P6	5 0 1 0 0 1 5			
Ruben Rivera, R (1, 8) OBP: 0.342, SLG: 0.450		1-3 K		0-1 L4		4-2 BB 1-2 BB		3-3 K	3 0 0 0 1 2 4			
Wiki Gonzalez, R (1, 2) OBP: 0.337, SLG: 0.390		0-0 F3		3-2 1-3 2-H 1B		4-2 G3-6-1 BB 1-2 2-3		4-2 3B BB	2 1 1 1 2 0 2			
Chris Gomez, R (1, 6) OBP: 0.311, SLG: 0.211 Dave Magadan, L (6, PH) OBP: 0.324, SLG: 0.303			0-0 F8	1-0 F8		1-2 G3-6-1 1-2f		2-1 F8	2 0 0 0 0 0 2 2 0 0 0 0 0 4			
Inning Stats	R: 0 E: 0 K: 1 S: 7 H: 0 LOB: 0 BB: 0 P: 9	R: 0 E: 0 K: 1 S: 17 H: 2 LOB: 2 BB: 0 P: 21	R: 0 E: 0 K: 0 S: 6 H: 1 LOB: 1 BB: 0 P: 8	R: 1 E: 1 K: 0 S: 12 H: 2 LOB: 2 BB: 0 P: 19	R: 0 E: 0 K: 0 S: 7 H: 1 LOB: 1 BB: 0 P: 9	R: 0 E: 0 K: 0 S: 16 H: 1 LOB: 2 BB: 2 P: 27	R: 0 E: 0 K: 0 S: 12 H: 1 LOB: 1 BB: 0 P: 18	R: 0 E: 0 K: 1 S: 8 H: 0 LOB: 0 BB: 0 P: 16	R: 3 E: 0 K: 1 S: 18 H: 2 LOB: 2 BB: 3 P: 37	1B: 8 2B: 0 3B: 1 HR: 1 SF: 0 SAC: 0 DP: 1 HBP: 0	WP: 0 PB: 0 SB: 0 CS: 0 PA: 42	
PITCHER	IP WLS BF H R ER SO BB IBB HBP BLK WP HR S P ERA WHIP											
Paul Abbott, R (1, 1) ERA: 5.21	5.1 W 26 7 1 0 2 2 0 0 0 0 0 0 61 88 0.00 1.688											
Jose Paniagua, R (6, 1) ERA: 5.2	0.2 H 2 1 0 0 0 0 0 0 0 0 0 0 7 11 0.00 1.500											
Arthur Rhodes, L (7, 1) ERA: 3.24	1.1 4 0 0 0 0 0 0 0 0 0 0 0 11 16 0.00 0.000											
Frankie Rodriguez, R (8, 1) ERA: 4.1	1.0 5 1 2 2 1 1 0 0 0 0 0 0 12 26 18.00 2.000											
Kazuhiro Sasaki, R (9, 1) ERA: 4.58	0.2 5 1 1 1 1 2 0 0 0 0 0 1 12 23 13.50 4.500											

San Diego Padres @ Seattle Mariners
Safeco Field, Seattle, WA
Sun Jun 04 2000, 1:35 PM PDT
Att. 42,018 - Sunny - 76 F

AB	37
R	4
H	10
RBI	4
BB	5
SO	4
LOB	22



livebaseballscorecards.com

Batter	1	2	3	4	5	6	7	8	9
Rickey Henderson, R (1, 7) OBP: 0.365, SLG: 0.282	4-2 S 2B BB	2-3 K		1-2 G6-3		3-3 K		0-3 K	
Mike Cameron, R (1, 8) OBP: 0.366, SLG: 0.474	4-1 2B BB	3-1 F9		1-1 G6-3		1-3 K			
Alex Rodriguez, R (1, 6) OBP: 0.436, SLG: 0.621	0-1 2B 2B		2-0 F9	0-0 G6-3			1-2 SF8 3B		
Edgar Martinez, R (1, 10) OBP: 0.441, SLG: 0.725	0-0 FC1-5 2B		1-0 P6		0-1 SH3-4 F9-2 2B		3-3 K		
John Olerud, L (1, 3) OBP: 0.432, SLG: 0.446	1-2 FC1-5 2B		4-0 BB E BB		4-0 SH3-4 BB		0-2 SF8		
Stan Javier, S (1, 9) OBP: 0.392, SLG: 0.446	2-1 G1-3		4-2 E BB		0-0 SH3-4		3-H 3-2 L9		
Tom Lampkin, L (1, 2) OBP: 0.300, SLG: 0.480	1-1 P4		0-0 E7 1-H 2-H		4-0 IBB		1-1 G4-3		
David Bell, R (1, 5) OBP: 0.291, SLG: 0.349		2-0 1B	1-2 HBP		1-2 F9-2		2-2 G1-3		
Mark McLemore, S (1, 4) OBP: 0.339, SLG: 0.272		1-1 F9	2-2 L7			0-3 K	4-0 BB		

Inning Stats	R: 3	H: 2	E: 0	K: 0	S: 14	LOB: 1	BB: 2	P: 26	R: 0	H: 1	E: 0	K: 1	S: 8	LOB: 1	BB: 0	P: 16	R: 2	H: 0	E: 1	K: 0	S: 13	LOB: 2	BB: 2	P: 27	R: 0	H: 0	E: 0	K: 0	S: 6	LOB: 0	BB: 0	P: 8	R: 0	H: 1	E: 0	K: 0	S: 6	LOB: 2	BB: 2	P: 15	R: 0	H: 0	E: 0	K: 3	S: 10	LOB: 0	BB: 0	P: 14	R: 1	H: 1	E: 0	K: 1	S: 13	LOB: 0	BB: 0	P: 20	R: 0	H: 0	E: 0	K: 1	S: 8	LOB: 1	BB: 1	P: 15
--------------	------	------	------	------	-------	--------	-------	-------	------	------	------	------	------	--------	-------	-------	------	------	------	------	-------	--------	-------	-------	------	------	------	------	------	--------	-------	------	------	------	------	------	------	--------	-------	-------	------	------	------	------	-------	--------	-------	-------	------	------	------	------	-------	--------	-------	-------	------	------	------	------	------	--------	-------	-------

PITCHER	IP	WLS	BF	H	R	ER	SO	BB	IBB	HBP	BLK	WP	HR	S	P	ERA	WHIP
Brian Meadows, R (1, 1) ERA: 4.67	4.1	L	25	4	5	3	1	5	1	1	0	0	0	44	88	6.23	2.077
Brandon Kolb, R (5, 1) ERA: 3.86	2.2		8	1	1	1	4	0	0	0	0	0	0	26	38	3.38	0.375
Matt Whiteside, R (8, 1) ERA: 2.63	1.0		4	0	0	0	1	1	0	0	0	0	0	8	15	0.00	1.000


BOTTOM

San Diego Padres @ Seattle Mariners
Safeco Field, Seattle, WA

Sun Jun 04 2000, 1:35 PM PDT
Att: 42,018 - Sunny - 76 F

AB	27
R	6
H	5
RBI	4
BB	7
SO	6
LOB	13

WP: 0 PA: 37
PB: 0 SB: 1
CS: 0



PITCHER	IP	WLS	BF	H	R	ER	SO	BB	IBB	HBP	BLK	WP	HR	S	P	ERA	WHIP
---------	----	-----	----	---	---	----	----	----	-----	-----	-----	----	----	---	---	-----	------

Batter	1	2	3	4	5	6	7	8	9	10	AB R H RBI BB SO LOB
Terrence Long, L OBP: 0.299, SLG: 0.430 (1, 8)	F9		G4-3			G1-3	E 1B			K	5 0 1 0 0 1 0
Randy Velarde, R OBP: 0.432, SLG: 0.533 (1, 4)	G6-3			K		FC4-6 2B	E6			S BB FC3-2 HBP	4 0 1 0 0 1 2
Jason Giambi, L OBP: 0.415, SLG: 0.590 (1, 3)	K			G3-6-1 BB		FC4-6 IBB	G3-2-3			FC3-2 1B BB	2 1 0 0 3 1 3
Ben Grieve, L OBP: 0.356, SLG: 0.470 (1, 7)		K		G3-6-1		FC4-6		G1-3		FC3-2 1B	5 0 0 0 0 1 5
John Jaha, R OBP: 0.439, SLG: 0.158 (1, 10)					G3-1 BB	P4		K			3 0 1 1 1 1 2
Matt Stairs, L OBP: 0.336, SLG: 0.404 (1, 9)		FC3-6 HBP			G3-1		HR BB	K			3 1 0 0 1 1 2
Miguel Tejada, R OBP: 0.303, SLG: 0.411 (1, 6)		FC3-6 FC5-4			F8		HR	K			4 1 1 2 0 0 2
Eric Chavez, L OBP: 0.351, SLG: 0.458 (1, 5)		FC5-4			F8		HR	F7			3 0 1 0 1 1 0
Sal Fasano, R OBP: 0.294, SLG: 0.276 (1, 2)					F8		E 1B G3-2-3 1B	K			2 0 0 0 0 1 2
Ramon Hernandez, R (7, PH) OBP: 0.327, SLG: 0.400 (8, 2)					F9		P6	L8			2 0 0 0 0 0 1

Inning Stats	R: 0 E: 0 K: 1 S: 7	H: 0 LOB: 0 BB: 0 P: 10	R: 0 E: 0 K: 1 S: 9	H: 0 LOB: 1 BB: 0 P: 16	R: 0 E: 0 K: 0 S: 6	H: 0 LOB: 0 BB: 0 P: 7	R: 0 E: 0 K: 1 S: 6	H: 0 LOB: 0 BB: 1 P: 12	R: 0 E: 0 K: 1 S: 7	H: 0 LOB: 2 BB: 2 P: 19	R: 0 E: 0 K: 0 S: 7	H: 1 LOB: 2 BB: 1 P: 14	R: 2 E: 1 K: 0 S: 21	H: 3 LOB: 2 BB: 1 P: 31	R: 0 E: 0 K: 2 S: 8	H: 0 LOB: 0 BB: 0 P: 14	R: 0 E: 0 K: 1 S: 11	H: 0 LOB: 0 BB: 0 P: 14	R: 1 E: 0 K: 1 S: 10	H: 1 LOB: 2 BB: 1 P: 16	1B: 3 2B: 1 3B: 0 HR: 1	SF: 0 SAC: 0 DP: 2 HBP: 2	WP: 0 PB: 0 SB: 1 CS: 0	PA: 41
--------------	------------------------------	----------------------------------	------------------------------	----------------------------------	------------------------------	---------------------------------	------------------------------	----------------------------------	------------------------------	----------------------------------	------------------------------	----------------------------------	-------------------------------	----------------------------------	------------------------------	----------------------------------	-------------------------------	----------------------------------	-------------------------------	----------------------------------	----------------------------------	------------------------------------	----------------------------------	--------

PITCHER	IP	WLS	BF	H	R	ER	SO	BB	IBB	HBP	BLK	WP	HR	S	P	ERA	WHIP
Adam Eaton, R ERA: 3.86 (1, 1)	6.1		28	4	2	2	4	3	2	1	0	0	1	55	97	2.84	1.105
Kevin Walker, L ERA: 5.01 (7, 1)	2.1		7	0	0	0	3	0	0	0	0	0	0	24	37	0.00	0.000
Carlos Almanzar, R ERA: 4.71 (9, 1)	0.2	L	4	0	1	1	1	1	0	1	0	0	0	8	13	13.50	1.500
Trevor Hoffman, R ERA: 2.49 (10, 1)	0.1		2	1	0	0	0	0	0	0	0	0	0	5	6	0.00	3.000


BOTTOM

San Diego Padres @ Oakland Athletics
 Network Associates Coliseum, Oakland, CA
 Mon Jun 05 2000, 10:05 PM EDT
 Att. 10,187 - Sunny - 60 F

livebaseballscorecards.com

AB	33
R	3
H	5
RBI	3
BB	6
SO	8
LOB	19



Batter	1	2	3	4	5	6	7	8	9	AB R H RBI BB SO LOB	TOP		
Ruben Rivera, R (1, 8) OBP: 0.344, SLG: 0.472	2-2 E6 1B G4-6-3		1-3 K		0-3 K			0-1 1B 1B		4 2 1 0 0 2 0	<p>San Diego Padres @ Oakland Athletics Network Associates Coliseum, Oakland, CA</p> <p>livebaseballscorecards.com</p> <p>AB 33 R 4 H 7 RBI 3 BB 2 SO 7 LOB 11</p> 		
Al Martin, L (1, 7) OBP: 0.367, SLG: 0.508 Ed Sprague, R (8, PH) OBP: 0.365, SLG: 0.686 Eric Owens, R (8, PR) OBP: 0.388, SLG: 0.437 Chris Gomez, R (8, 6) OBP: 0.311, SLG: 0.211	0-1 G4-6-3 1B		2-3 K		1-3 K			1-0 G6-4-3 1B 1-2 3-H 1B		3 0 1 0 0 2 0 1 0 1 1 0 0 0 0 0 0 0 0 0 0 0 0 0 0 0 0 0			
Tony Gwynn, L (1, 10) OBP: 0.324, SLG: 0.400	0-0 G4-6-3 1-2f 3-H		0-2 1B			1-1 F9		2-0 G6-4-3 1B 1-2 2-H		4 0 2 1 0 0 1			
Phil Nevin, R (1, 5) OBP: 0.363, SLG: 0.564	0-1 G1-3		1-0 G4-3			2-2 G5-3		3-2 G6-4-3 1-2f 2-3		4 0 0 0 0 0 3			
Dave Magadan, L (1, 3) OBP: 0.333, SLG: 0.308		1-2 G4-3 29 E 2B		1-2 G3		0-2 G4-3		4-0 FC6-4 IBB		3 1 1 0 1 0 0			
Bret Boone, R (1, 4) OBP: 0.312, SLG: 0.400		0-0 P4		0-1 F9			0-1 G3-1	0-2 FC6-4 1-2f		4 0 0 0 0 0 4			
Carlos Hernandez, R (1, 2) OBP: 0.338, SLG: 0.350		1-2 G4-3 2-3		2-2 HBP			0-1 G5-3		3-3 K	3 0 0 0 0 1 1			
29 Kory DeHaan, L (1, 9) OBP: 0.200, SLG: 0.263		1-1 E7 1B 3-H		1-3 K			0-3 K2-3		0-1 F8	4 0 1 1 0 2 1			
Damian Jackson, R (1, 6) OBP: 0.363, SLG: 0.410 (8, 7)		2-2 G5-3		2-0 G6-3				4-2 1B 1B BB	1-2 P4	3 1 0 0 1 0 1			
Inning Stats	R: 1 H: 1 E: 1 LOB: 0 K: 0 BB: 0 S: 8 P: 10	R: 1 H: 2 E: 1 LOB: 1 K: 0 BB: 0 S: 12 P: 17	R: 0 H: 1 E: 0 LOB: 1 K: 2 BB: 0 S: 10 P: 14	R: 0 H: 0 E: 0 LOB: 1 K: 1 BB: 0 S: 11 P: 15	R: 0 H: 0 E: 0 LOB: 0 K: 2 BB: 0 S: 9 P: 12	R: 0 H: 0 E: 0 LOB: 0 K: 0 BB: 0 S: 8 P: 11	R: 0 H: 0 E: 0 LOB: 0 K: 1 BB: 0 S: 7 P: 7	R: 2 H: 3 E: 0 LOB: 3 K: 0 BB: 2 S: 14 P: 28	R: 0 H: 0 E: 0 LOB: 0 K: 1 BB: 0 S: 9 P: 13	1B: 6 SF: 0 2B: 1 SAC: 0 3B: 0 DP: 2 HR: 0 HBP: 1		WP: 0 PA: 36 PB: 0 SB: 0 CS: 0	
PITCHER	IP WLS BF H R ER SO BB IBB HBP BLK WP HR S P ERA WHIP											PITCHER	IP WLS BF H R ER SO BB IBB HBP BLK WP HR S P ERA WHIP
Gil Heredia, R (1, 1) ERA: 3.13	7.0 W 28 5 4 3 6 1 0 1 0 0 0 71 96 3.86 0.857												
Rich Sauveur, L (8, 1) ERA: 5.87	0.0 2 2 0 0 0 0 0 0 0 0 0 2 5 ∞ ∞												
T.J. Mathews, R (8, 1) ERA: 5.54	1.0 H 3 0 0 0 0 0 1 0 0 0 0 6 13 0.00 0.000												
Jason Isringhausen, R (9, 1) ERA: 3.29	1.0 S 3 0 0 0 1 0 0 0 0 0 0 9 13 0.00 0.000												

Tue Jun 06 2000, 10:05 PM EDT
Att. 14,251 - Sunny - 65 F

Batter	1	2	3	4	5	6	7	8	9	AB	R	H	RBI	BB	SO	LOB
Terrence Long, L OBP: 0.304, SLG: 0.447 (1, 8)	4-0 BB HR BB BB	1-3 K		1-2 G3-1 2-3		3-2 HR				3	2	1	1	1	1	1
Randy Velarde, R OBP: 0.426, SLG: 0.516 (1, 4)	4-2 BB HR BB BB	1-2 G1		2-0 G4-3		3-3 K				3	1	0	0	1	1	1
Jason Giambi, L OBP: 0.416, SLG: 0.584 (1, 3)	4-0 HR 2-3 BB		2-1 F8		4-1 1B BB		0-3 K			2	1	0	0	2	1	0
Matt Stairs, L OBP: 0.335, SLG: 0.417 (1, 9)	2-1 HR 1-H 2-H 3-H		2-3 K		3-2 F8		1-1 G4-3			4	1	1	4	0	1	1
John Jaha, R OBP: 0.443, SLG: 0.190 (1, 10)	3-2 G4-6-3 1B		0-1 BB 1B		0-3 K		0-0 G5-3			4	0	2	0	0	1	1
Jeremy Giambi, L OBP: 0.339, SLG: 0.396 Ryan Christenson, R OBP: 0.377, SLG: 0.328 (1, 7) (9, 7)	1-1 G4-6-3 1-2f		4-0 BB		0-0 1B		3-3 K			3	0	1	0	1	1	1
Miguel Tejada, R OBP: 0.302, SLG: 0.408 (1, 6)	0-1 FC4-6 1B		2-1 G5-3		1-3 K		0-3 K			4	0	1	0	0	2	4
3 Eric Chavez, L OBP: 0.349, SLG: 0.453 (1, 5)	2-2 FC4-6 1-2f		2-1 G3-1 G6-3 1B		0-0 G1-3		0-1 G4-3			4	0	1	0	0	0	1
Ramon Hernandez, R OBP: 0.321, SLG: 0.392 (1, 2)		3-2 G4-3		1-1 G6-3 1-2		1-2 F8				3	0	0	0	0	0	1

Inning Stats	R: 4	H: 3	E: 0	K: 0	S: 17	LOB: 1	BB: 3	P: 37	R: 0	H: 0	E: 0	K: 1	S: 10	LOB: 0	BB: 0	P: 15	R: 0	H: 1	E: 0	K: 1	S: 9	LOB: 2	BB: 1	P: 19	R: 0	H: 1	E: 0	K: 2	S: 14	LOB: 2	BB: 1	P: 22	R: 1	H: 1	E: 0	K: 1	S: 10	LOB: 0	BB: 0	P: 17	R: 0	H: 0	E: 0	K: 1	S: 6	LOB: 0	BB: 0	P: 7	R: 0	H: 0	E: 0	K: 2	S: 9	LOB: 0	BB: 0	P: 12
--------------	------	------	------	------	-------	--------	-------	-------	------	------	------	------	-------	--------	-------	-------	------	------	------	------	------	--------	-------	-------	------	------	------	------	-------	--------	-------	-------	------	------	------	------	-------	--------	-------	-------	------	------	------	------	------	--------	-------	------	------	------	------	------	------	--------	-------	-------

PITCHER	IP	WLS	BF	H	R	ER	SO	BB	IBB	HBP	BLK	WP	HR	S	P	ERA	WHIP
Rodrigo Lopez, R ERA: 8.24 (1, 1)	4.2	L	24	6	4	4	3	5	0	0	0	0	1	55	103	7.71	2.357
Matt Whiteside, R ERA: 2.65 (5, 1)	3.1		11	1	1	1	5	0	0	0	0	0	1	28	40	2.70	0.300

BOTTOM

San Diego Padres @ Oakland Athletics
Network Associates Coliseum, Oakland, CA
 Tue Jun 06 2000, 10:05 PM EDT
 Att. 14,251 - Sunny - 65 F

livebaseballscorecards.com

AB	30
R	5
H	7
RBI	5
BB	5
SO	8
LOB	11



WP	PA	CS
0	35	0

Batter	1	2	3	4	5	6	7	8	9	AB R H RBI BB SO LOB	TOP															
Ruben Rivera, R OBP: 0.346, SLG: 0.464 (1, 8) X	0-0 G5-3		4-2 G3 1B BB		0-0 E5 1B		2-2 FC3-6 1B		1-2 G6-3	4 1 1 0 1 0 0																
Al Martin, L OBP: 0.359, SLG: 0.495 (1, 7) X	0-0 G4-3		0-0 G3		0-1 P1		3-2 FC3-6 BB		1-3 K	5 0 0 0 0 1 4																
Tony Gwynn, L OBP: 0.353, SLG: 0.417 (1, 10) BBB	4-0 2B BB		1-1 G6-4-3 1B		2-1 G5-4-3 1B		4-0 1-2 BB		1-2 FC5-4 1B	3 1 3 1 2 0 0																
Phil Nevin, R OBP: 0.360, SLG: 0.560 (1, 5) CFBFX	1-2 1-H HR 2B		1-0 G6-4-3		1-2 G5-4-3		0-0 L8		0-0 FC5-4	5 1 1 1 0 0 7																
Ed Sprague, R OBP: 0.370, SLG: 0.711 (1, 9) CX	0-1 2-H HR			0-0 G3 1B		1-0 P5		2-3 K		4 1 2 2 0 1 3																
Bret Boone, R OBP: 0.311, SLG: 0.397 (1, 4) CX	0-1 G6-3			0-0 P4		0-1 1B		0-1 G3-1		4 0 1 0 0 0 1																
Dave Magadan, L OBP: 0.306, SLG: 0.279 (1, 3)		1-3 K		1-0 G3		1-3 K		1-1 F7		4 0 0 0 0 2 2																
Carlos Hernandez, R OBP: 0.343, SLG: 0.349 (1, 2)		0-0 F9		4-1 BB		0-0 F7		1-0 FC6-4 1B		3 0 1 0 1 0 1																
Chris Gomez, R OBP: 0.306, SLG: 0.214 (1, 6)		3-2 G4-3		0-0 F8			0-0 FC3-6 1B		0-0 FC6-4	4 0 1 0 0 0 3																
Inning Stats	R: 3 E: 0 K: 0 S: 10	H: 2 LOB: 0 BB: 1 P: 15	R: 0 E: 0 K: 1 S: 8	H: 0 LOB: 0 BB: 0 P: 12	R: 1 E: 0 K: 0 S: 7	H: 1 LOB: 2 BB: 1 P: 13	R: 0 E: 0 K: 0 S: 5	H: 1 LOB: 2 BB: 1 P: 10	R: 0 E: 1 K: 0 S: 8	H: 1 LOB: 1 BB: 0 P: 11	R: 0 E: 0 K: 1 S: 7	H: 1 LOB: 1 BB: 0 P: 9	R: 0 E: 0 K: 1 S: 12	H: 2 LOB: 3 BB: 1 P: 23	R: 0 E: 0 K: 0 S: 6	H: 1 LOB: 1 BB: 0 P: 8	R: 0 E: 0 K: 1 S: 12	H: 1 LOB: 1 BB: 0 P: 15	1B: 8 2B: 1 3B: 0 HR: 1	SF: 0 SAC: 0 DP: 2 HBP: 0	WP: 0 PB: 0 SB: 0 CS: 0	PA: 40				
PITCHER	IP WLS BF H R ER SO BB IBB HBP BLK WP HR S P ERA WHIP																									
Mark Mulder, L ERA: 4.85 (1, 1)	4.1		5	4	4	1	3	0	0	0	0	1	35	57	8.31	1.846										
Scott Service, R ERA: 9.0 (5, 1)	2.0	W	9	3	0	0	1	1	0	0	0	0	17	29	0.00	2.000										
Doug Jones, R ERA: 5.86 (7, 1)	2.2	S	10	2	0	0	2	0	0	0	0	0	23	30	0.00	0.750										

San Diego Padres @ Oakland Athletics
Network Associates Coliseum, Oakland, CA

Wed Jun 07 2000, 3:35 PM EDT
Att. 23,408 - Cloudy - 64 F

livebaseballscorecards.com

AB	36
R	4
H	10
RBI	4
BB	4
SO	4
LOB	21



Batter	1	2	3	4	5	6	7	8	9	AB R H RBI BB SO LOB
Terrence Long, L (1, 8) OBP: 0.312, SLG: 0.449	3-1 1B 1B	2-2 BB 1B		4-2 E HR BB	1-1 P6		3-2 G1-3			4 2 2 1 1 0 2
Randy Velarde, R (1, 4) OBP: 0.417, SLG: 0.495	1-0 F4	4-2 BB 1B		2-0 E5 HR BB	2-2 FC6-4		2-3 K			4 1 0 0 1 1 5
Jason Giambi, L (1, 3) OBP: 0.427, SLG: 0.627	0-1 1B 1-2	4-1 BB BB		1-2 HR 1-H 2-3 3-H	1-1 2B		2-2 HR 2-H			4 2 4 7 1 0 0
Matt Stairs, L (1, 10) OBP: 0.341, SLG: 0.422	2-0 1B 1-3 2-H	2-0 G3-1		3-1 1B 1B		1-0 FC5-4 1B	2-3 K			5 0 3 1 0 1 3
Ben Grieve, L (1, 7) OBP: 0.353, SLG: 0.464	2-2 G6-3		3-2 G3-1	1-2 1B		3-1 FC5-4 BB HBP 1-2f	3-3 K			5 0 1 0 0 1 2 0 0 0 0 0 0 0
Ryan Christenson, R (9, 7) OBP: 0.377, SLG: 0.328										
Jeremy Giambi, L (1, 9) OBP: 0.341, SLG: 0.385		4-0 G5-3 1B BB	0-0 L7	3-3 K		2-1 L3-6 BB HBP	1-0 F7			3 1 0 0 1 1 2
Miguel Tejada, R (1, 6) OBP: 0.304, SLG: 0.405		0-0 G5-3	2-3 K	1-3 K		4-2 BB	0-1 1B			4 0 1 0 1 2 3
3 Eric Chavez, L (1, 5) OBP: 0.350, SLG: 0.449		0-3 K		1-1 E SH1-3 HR 1B	4-0 E 1B BB	2-2 L3-6	0-0 G3			4 2 1 0 1 1 5
Ramon Hernandez, R (1, 2) OBP: 0.333, SLG: 0.396		4-1 BB 1B BB		0-1 SH1-3	1-1 FC6-4 1B		2-1 G1-3 HR HBP			1 2 1 1 1 0 0

Inning Stats	R: 1	H: 3	E: 0	K: 9	S: 9	LOB: 1	BB: 0	P: 17	R: 2	H: 1	E: 0	K: 1	S: 14	LOB: 3	BB: 4	P: 34	R: 0	H: 0	E: 0	K: 1	S: 7	LOB: 0	BB: 0	P: 12	R: 4	H: 4	E: 1	K: 2	S: 23	LOB: 2	BB: 1	P: 39	R: 1	H: 2	E: 1	K: 0	S: 9	LOB: 2	BB: 1	P: 18	R: 0	H: 1	E: 0	K: 2	S: 11	LOB: 2	BB: 1	P: 23	R: 2	H: 1	E: 0	K: 2	S: 14	LOB: 0	BB: 0	P: 25	R: 0	H: 1	E: 0	K: 1	S: 7	LOB: 1	BB: 0	P: 11
1B: 10	SF: 0	2B: 2	SAC: 1	3B: 0	DP: 1	HR: 2	HBP: 2	WP: 0	PA: 44	1B: 10	SF: 0	2B: 2	SAC: 1	3B: 0	DP: 1	HR: 2	HBP: 2	WP: 0	PA: 44	1B: 10	SF: 0	2B: 2	SAC: 1	3B: 0	DP: 1	HR: 2	HBP: 2	WP: 0	PA: 44																																			

PITCHER	IP	WLS	BF	H	R	ER	SO	BB	IBB	HBP	BLK	WP	HR	S	P	ERA	WHIP
Matt Clement, R (1, 1) ERA: 4.65	3.1	L	22	7	7	6	2	5	0	0	0	0	1	43	87	16.20	3.600
Brandon Kolb, R (4, 1) ERA: 4.26	1.2		8	3	1	1	2	1	0	0	0	0	0	19	33	5.40	2.400
Domingo Guzman, R (6, 1) ERA: 9.0	1.0		6	1	1	1	0	1	0	2	0	0	0	12	26	9.00	2.000
Carlos Almanzar, R (7, 1) ERA: 4.7	2.0		8	2	1	1	3	0	0	0	0	0	1	20	33	4.50	1.000


BOTTOM

San Diego Padres @ Oakland Athletics
 Network Associates Coliseum, Oakland, CA

Wed Jun 07 2000, 3:35 PM EDT
 Att: 23,408 - Cloudy - 64 F

livebaseballscorecards.com

AB	34
R	10
H	13
RBI	10
BB	7
SO	7
LOB	22



Batter	1	2	3	4	5	6	7	8	9	AB	R	H	RBI	BB	SO	LOB	TOP										
Craig Biggio, R (1, 4) OBP: 0.403, SLG: 0.353	0-0 F9	4-0 CS 1B IBB		1-1 HBP		1-2 G1-3		0-1 G5-3		3	0	0	0	1	0	0											
Julio Lugo, R (1, 6) OBP: 0.415, SLG: 0.382	0-1 F9	2-1 1B		0-2 SF7		0-0 WP 1B		0-0 5 HR 1B		4	2	3	3	0	0	0											
5 Jeff Bagwell, R (1, 3) OBP: 0.403, SLG: 0.554	4-1 S BB	1-1 CS	2-0 F8	1-2 G6-3		2-3 K		0-2 1-H HR		4	1	1	2	1	1	3											
Ken Caminiti, S (1, 5) OBP: 0.421, SLG: 0.584	3-1 G3-1		3-1 F7		0-1 F8	2-2 G4-3		3-2 G6-3		5	0	0	0	0	0	1											
Moises Alou, R (1, 7) OBP: 0.400, SLG: 0.606		4-1 17 FC4-6 1B BB	0-1 2B		1-1 F9		2-3 K	1-3 K		4	1	1	0	1	2	0											
Richard Hidalgo, R (1, 8) OBP: 0.394, SLG: 0.623		1-2 17 FC4-6 1B	2-0 P4		2-1 BB 17 BB 1B		1-3 K	1-3 K		5	0	2	0	0	2	1											
17 Lance Berkman, S (1, 9) OBP: 0.352, SLG: 0.550 Glen Barker, S (9, 9)		1-0 FC4-6 1B 1B		0-0 FC5 1B 1B	4-1 BB BB		1-3 K			3	1	1	0	1	1	2											
Mitch Meluskey, S (1, 2) OBP: 0.391, SLG: 0.540		3-2 SH1-4 1B 1B		0-0 HBP FC5 SF7 1B	4-0 BB BB		1-0 F8			3	2	2	1	1	0	0											
Octavio Dotel, R (1, 1) OBP: 0.095, SLG: 0.050 Marc Valdes, R (7, 1) Matt Mieske, R (8, PH) OBP: 0.250, SLG: 0.292 Jay Powell, R (8, 1) Billy Wagner, L (8, 1)		0-0 SH1-4		1-1 FC5 HBP	1-0 F9		0-3 K			2	0	0	0	0	0	5											
Inning Stats	R: 0 E: 0 K: 0 S: 6	H: 0 LOB: 1 BB: 1 P: 13	R: 3 E: 0 K: 0 S: 12	H: 3 LOB: 1 BB: 2 P: 28	R: 0 E: 0 K: 0 S: 6	H: 1 LOB: 1 BB: 0 P: 13	R: 1 E: 0 K: 0 S: 11	H: 2 LOB: 2 BB: 0 P: 14	R: 0 E: 0 K: 0 S: 8	H: 1 LOB: 3 BB: 2 P: 20	R: 1 E: 0 K: 1 S: 13	H: 1 LOB: 0 BB: 0 P: 18	R: 0 E: 0 K: 3 S: 9	H: 0 LOB: 0 BB: 0 P: 13	R: 0 E: 0 K: 1 S: 6	H: 0 LOB: 0 BB: 0 P: 7	R: 2 E: 0 K: 2 S: 18	H: 2 LOB: 0 BB: 0 P: 23	1B: 8 2B: 1 3B: 0 HR: 1	SF: 1 SAC: 1 DP: 0 HBP: 1	WP: 1 PB: 0 SB: 3 CS: 1	PA: 43					
PITCHER	IP	WLS	BF	H	R	ER	SO	BB	IBB	HBP	BLK	WP	HR	S	P	ERA	WHIP										
32 Stan Spencer, R (1, 1) ERA: 3.46	5.0		27	7	4	4	0	4	1	1	0	0	0	43	88	7.20	2.200										
Carlos Almanzar, R (6, 1) ERA: 4.68	2.0		7	1	1	1	4	0	0	0	0	1	0	22	31	4.50	0.500										
Kevin Walker, L (8, 1) ERA: 4.81	1.0		3	0	0	0	1	0	0	0	0	0	0	6	7	0.00	0.000										
Trevor Hoffman, R (9, 1) ERA: 3.18	1.0	L	5	2	2	2	2	0	0	0	0	0	1	18	23	18.00	2.000										

Houston Astros @ San Diego Padres
Qualcomm Stadium, San Diego, CA

Fri Jun 09 2000, 10:05 PM EDT
Att. 24,522 - Sunny - 70 F

livebaseballscorecards.com

AB 34
R 7
H 10
RBI 6
BB 5
SO 7
LOB 12



BOTTOM

Houston Astros @ San Diego Padres
Qualcomm Stadium, San Diego, CA

Fri Jun 09 2000, 10:05 PM EDT
Att. 24,522 - Sunny - 70 F

livebaseballscorecards.com

AB	38
R	6
H	11
RBI	6
BB	3
SO	6
LOB	18



WP:	0	PA:	41
PB:	0		
SB:	0		
CS:	0		

AB R H RBI BB SO LOB

5	1	1	0	0	1	3
4	2	3	1	0	0	1
0	0	0	0	1	0	0
0	0	0	0	0	0	0

5	1	2	2	0	0	2
---	---	---	---	---	---	---

5	1	1	1	0	3	5
---	---	---	---	---	---	---

5	0	3	2	0	0	3
---	---	---	---	---	---	---

4	0	0	0	0	0	3
---	---	---	---	---	---	---

4	0	0	0	0	0	1
0	0	0	0	0	0	0

3	1	0	0	1	1	0
---	---	---	---	---	---	---

1	0	0	0	0	0	0
1	0	0	0	0	1	0
0	0	0	0	0	0	0
1	0	1	0	0	0	0
0	0	0	0	0	0	0
0	0	0	0	1	0	0

1B:	5	SF:	0
2B:	5	SAC:	0
3B:	0	DP:	0
HR:	1	HBP:	0

Batter	1	2	3	4	5	6	7	8	9
Eric Owens, R OBP: 0.384, SLG: 0.436 (1, 8)	0-1 L4 ①		1-2 G1-3 ③			1-0 G3-1 1B 2B	1-1 FC6-4 1-2f		1-3 K ①
Al Martin, L OBP: 0.366, SLG: 0.519 Ed Sprague, R OBP: 0.376, SLG: 0.711 Ruben Rivera, R OBP: 0.346, SLG: 0.464 (1, 7)	2-1 G4-3 1B			3-1 HR		0-1 G3-1 2-3		0-0 G3-1 1B 2B	4-2 1B BB
Tony Gwynn, L OBP: 0.355, SLG: 0.417 (1, 9)	3-2 G4-3 1-2			1-2 L6 ①		0-0 E 1B 3-H		1-2 G3-1 2-3	0-0 1B 1-2 2-3 3-H
Phil Nevin, R OBP: 0.357, SLG: 0.552 (1, 5)	2-3 K ③			3-2 F8 ②		1-3 K ②		1-0 2B 1B 3-H	1-3 K ②
Ryan Klesko, L OBP: 0.392, SLG: 0.578 (1, 3)		0-0 F8 ①		0-0 2B		0-0 E7 1-H 2B		1-1 F9 1-H 2B	1-1 F5 ③
Bret Boone, R OBP: 0.306, SLG: 0.390 (1, 4)		0-1 F7 ②		1-2 G1-3 ③		0-0 G6-3 ③		3-2 F9 2-3	
Carlos Hernandez, R OBP: 0.333, SLG: 0.338 Trevor Hoffman, R (9, 1)		0-1 F8 ③			0-0 P3 ①		3-2 P6 ①	2-1 F8 ③	
Damian Jackson, R OBP: 0.361, SLG: 0.403 (1, 6)			2-2 G1-3 ①		1-2 F8 ②		2-3 K ②		4-0 BB 1B BB
32 Stan Spencer, R OBP: 0.075, SLG: 0.375 29 Kory DeHaan, L OBP: 0.195, SLG: 0.256 Carlos Almanzar, R (5, PH)			1-2 F7 ②		0-3 K ③		3-1 FC6-4 1B		4-1 1B BB BB
Chris Gomez, R OBP: 0.320, SLG: 0.233 Kevin Walker, L OBP: 0.250, SLG: 0.250 Wiki Gonzalez, R OBP: 0.345, SLG: 0.390 (7, PH)									

Inning Stats	R: 0	H: 1	E: 0	K: 1	S: 10	R: 0	H: 0	E: 0	K: 0	S: 5	R: 0	H: 0	E: 0	K: 0	S: 10	R: 1	H: 2	E: 0	K: 0	S: 17	R: 0	H: 0	E: 0	K: 1	S: 8	R: 2	H: 3	E: 1	K: 1	S: 9	R: 0	H: 1	E: 0	K: 1	S: 11	R: 2	H: 3	E: 0	K: 0	S: 13	R: 1	H: 1	E: 0	K: 2	S: 17	1B: 5	2B: 5	3B: 0	HR: 1	SF: 0	SAC: 0	DP: 0	HBP: 0	WP: 0	PA: 41
--------------	------	------	------	------	-------	------	------	------	------	------	------	------	------	------	-------	------	------	------	------	-------	------	------	------	------	------	------	------	------	------	------	------	------	------	------	-------	------	------	------	------	-------	------	------	------	------	-------	-------	-------	-------	-------	-------	--------	-------	--------	-------	--------

PITCHER	IP	WLS	BF	H	R	ER	SO	BB	IBB	HBP	BLK	WP	HR	S	P	ERA	WHIP
Octavio Dotel, R ERA: 5.43 (1, 1)	6.0		24	6	3	3	3	0	0	0	0	0	1	59	81	4.50	1.000
Marc Valdes, R ERA: 1.35 (7, 1)	1.0	H	4	1	0	0	1	0	0	0	0	0	0	11	20	0.00	1.000
Jay Powell, R ERA: 4.35 (8, 1)	0.1	H	3	2	2	2	0	0	0	0	0	0	0	5	7	54.00	6.000
Billy Wagner, L ERA: 5.47 (8, 1)	1.2	W	10	2	1	1	2	3	0	0	0	0	0	25	46	5.40	3.000

Batter	1	2	3	4	5	6	7	8	9	AB R H RBI BB SO LOB	TOP
Bill Spiers, L (1, 6) OBP: 0.362, SLG: 0.380	0-1 HR 1B	2-1 G4-1		3-2 G5-3			4-1 1B BB	3-1 F8		4 1 1 0 1 0 2	
Craig Biggio, R (1, 4) OBP: 0.404, SLG: 0.369	0-1 HR		0-2 G6-3		2-3 K		0-2 1-2 1B	0-1 G6-4-3 1B		4 1 2 2 0 1 0 1 0 1 0 0 0 0	
5 Jeff Bagwell, R (1, 3) OBP: 0.404, SLG: 0.555	3-1 F9		4-0 1B 1B BB		0-0 1B 2B		0-0 F7	2-2 G6-4-3 1-2f		3 0 1 0 1 0 2 1 0 0 0 0 0 1	
Tony Eusebio, R (7, 2) OBP: 0.337, SLG: 0.280											
Ken Caminiti, S (1, 5) OBP: 0.422, SLG: 0.582	3-2 G6-3		1-0 1B		1-0 G5-4-3 1B		0-0 F8	0-0 P3		4 0 2 0 0 0 2 0 0 0 0 0 0 0 1 0 0 0 0 0 0	
Yorkis Perez, L (7, 1) Tim Bogar, R (8, 1) OBP: 0.235, SLG: 0.241											
Moises Alou, R (1, 7) OBP: 0.403, SLG: 0.611	2-0 2B		2-1 1B		1-0 G5-4-3		0-0 F3			4 0 2 0 0 0 4 0 0 0 0 0 0 0	
Glen Barker, S (8, 7)											
Richard Hidalgo, R (1, 8) OBP: 0.391, SLG: 0.616	0-1 F9		1-0 L6			2-2 L6		2-0 17 BB 1B		4 1 1 0 0 0 4	
17 Lance Berkman, S (1, 9) OBP: 0.348, SLG: 0.530		X	0-0 G1-3		1-2 G4-3		2-2 G1-3	4-0 G4-6-3 1B BB		3 0 0 0 1 0 3	
Mitch Meluskey, S (1, 2) OBP: 0.394, SLG: 0.536											
3-0 G3											
2-2 F7											
1-2 HBP											
1-2 2-H 1B											
1-0 G4-6-3											
1-2f 2-3 1B											
1-0 G4-6-3											
1-0 K											
2-1 K											
2-1 G1-3											
1-0 G4-6-3											
1-0 1 0 1 0 0 0 0											
1-0 1 0 0 0 0 1 0											
1-0 1 0 0 0 0 0 1											
0-0 0 0 0 0 0 0 0											
1-0 1 0 0 0 0 0 2											
Inning Stats	R: 2 H: 3 E: 0 LOB: 1 K: 0 BB: 0 S: 12 P: 20	R: 0 H: 1 E: 0 LOB: 1 K: 0 BB: 0 S: 9 P: 15	R: 0 H: 2 E: 0 LOB: 3 K: 0 BB: 1 S: 12 P: 21	R: 0 H: 0 E: 0 LOB: 0 K: 1 BB: 0 S: 9 P: 15	R: 0 H: 2 E: 0 LOB: 1 K: 1 BB: 0 S: 6 P: 10	R: 0 H: 0 E: 0 LOB: 1 K: 0 BB: 0 S: 10 P: 19	R: 0 H: 1 E: 0 LOB: 2 K: 0 BB: 1 S: 7 P: 11	R: 1 H: 2 E: 0 LOB: 1 K: 0 BB: 1 S: 5 P: 16	R: 0 H: 1 E: 0 LOB: 0 K: 0 BB: 0 S: 6 P: 8	1B: 8 SF: 0 2B: 3 SAC: 0 3B: 0 DP: 3 HR: 1 HBP: 1	WP: 0 PA: 40 PB: 0 SB: 0 CS: 0
PITCHER	IP WLS BF H R ER SO BB IBB HBP BLK WP HR S P ERA WHIP										
Brian Meadows, R (1, 1) ERA: 4.54	6.0 W 29 9 2 2 2 2 2 0 1 0 0 1 62 108 3.00 1.833										
Matt Whiteside, R (7, 1) ERA: 2.5	1.0 3 0 0 0 0 0 0 0 0 0 0 0 3 3 0.00 0.000										
Carlos Reyes, R (8, 1) ERA: 5.56	1.0 5 2 1 1 0 1 0 0 0 0 0 0 5 16 9.00 3.000										
Brandon Kolb, R (9, 1) ERA: 3.68	1.0 3 1 0 0 0 0 0 0 0 0 0 0 6 8 0.00 1.000										

Houston Astros @ San Diego Padres
Qualcomm Stadium, San Diego, CA
Sat Jun 10 2000, 10:05 PM EDT
Att. 49,860 - Sunny - 70 F

livebaseballscorecards.com

AB 36
R 3
H 12
RBI 3
BB 3
SO 2
LOB 21



Batter	1	2	3	4	5	6	7	8	9
Eric Owens, R (1, 9) OBP: 0.391, SLG: 0.442 (3, 7)	0-0 2B BB 1B	1-0 BB 2B 1B	1-2 29 CS 1B		1-0 29 FC6-4 1B		0-1 E5 1B BB 1B	1-2 F7	
Al Martin, L (1, 7) OBP: 0.367, SLG: 0.524 29 Kory DeHaan, L (3, 9) OBP: 0.205, SLG: 0.262	0-0 BB HR 2B	1-3 K	2-2 G3		1-0 FC6-4 1-2f		1-0 BB BB 1B 1B		
Ryan Klesko, L (1, 3) OBP: 0.397, SLG: 0.574 Dave Magadan, L (8, 3) OBP: 0.306, SLG: 0.279	3-3 K	4-0 2B 1B BB			4-2 HR BB		1-3 K	0-1 BB BB 1B	
Phil Nevin, R (1, 5) OBP: 0.361, SLG: 0.554 Carlos Reyes, S (8, 1) Brandon Kolb, R (9, 1)	4-0 HR BB	0-1 1B 2B			0-0 F8		3-3 K	4-0 BB BB	
Ruben Rivera, R (1, 8) OBP: 0.356, SLG: 0.487	4-0 HR BB	4-2 G4-3 1B BB			1-0 HR		3-3 K	1-1 P6	
Bret Boone, R (1, 4) OBP: 0.317, SLG: 0.409 Chris Gomez, R (7, 4) OBP: 0.333, SLG: 0.233	3-2 HR	0-0 G4-3 1B			1-0 HBP		4-0 FC6-4 BB BB	4-0 BB BB	
Carlos Hernandez, R (1, 2) OBP: 0.331, SLG: 0.331 Wiki Gonzalez, R (7, PH) (8, 2) OBP: 0.341, SLG: 0.385	1-1 G4-3	0-0 G4-3			0-3 K		4-0 FC6-4 BB	3-3 K	
Damian Jackson, R (1, 6) OBP: 0.353, SLG: 0.393	2-0 F3	1-2 P4			3-2 G3		0-1 FC6-4 1-2f 2-3	2-1 F8	
Brian Meadows, R (1, 1) OBP: 0.125, SLG: 0.125 Matt Whiteside, R (7, 1) Ed Sprague, R (7, PH) (8, 5) OBP: 0.369, SLG: 0.696		3-2 BB 1B 2B 1B			1-3 K		1-0 F7	0-1 G6-3	

AB	R	H	RBI	BB	SO	LOB
6	3	4	0	0	0	0
2	1	1	0	0	1	2
3	1	1	0	0	0	2
3	2	1	0	2	2	3
0	0	0	0	0	0	0
3	2	1	3	2	1	1
0	0	0	0	0	0	0
0	0	0	0	0	0	0
3	2	1	3	2	1	3
2	1	2	6	1	0	0
0	0	0	1	1	0	0
3	0	0	0	1	1	3
1	0	0	0	0	1	3
5	0	0	0	0	0	5
3	1	1	0	0	2	0
0	0	0	0	0	0	0
2	0	0	0	0	0	0

AB	R	H	RBI	BB	SO	LOB
36	13	12	13	9	9	22

Inning	5	6	7	8	9	10	11	12	13	14	15	16	17	18	19	20	21	22	23	24	25	26	27	28	29	30	
R	5	4	0	2	0	0	0	0	0	0	0	0	0	0	0	0	0	0	0	0	0	0	0	0	0	0	0
H	3	4	1	1	0	0	0	0	0	0	0	0	0	0	0	0	0	0	0	0	0	0	0	0	0	0	0
LOB	0	2	0	1	2	2	2	2	2	2	2	2	2	2	2	2	2	2	2	2	2	2	2	2	2	2	2
K	1	1	1	1	1	1	1	1	1	1	1	1	1	1	1	1	1	1	1	1	1	1	1	1	1	1	1
S	13	18	10	11	8	12	12	12	12	12	12	12	12	12	12	12	12	12	12	12	12	12	12	12	12	12	12

WP	HR	S	P	ERA	WHIP
0	1	26	56	60.75	7.500
0	1	34	51	4.91	1.364
0	0	8	22	0.00	2.000
0	0	12	26	0.00	4.000
0	0	9	12	0.00	0.000

Houston Astros @ San Diego Padres
Qualcomm Stadium, San Diego, CA
Sat Jun 10 2000, 10:05 PM EDT
Att. 49,860 - Sunny - 70 F

livebaseballscorecards.com



Batter	1	2	3	4	5	6	7	8	9	AB R H RBI BB SO LOB	TOP																									
Bill Spiers, L (1, 6) OBP: 0.359, SLG: 0.371	1-0 F7		4-2 1B BB		0-2 G4-3			1-2 G3		3 0 0 0 1 0 0																										
Craig Biggio, R (1, 4) OBP: 0.406, SLG: 0.369	0-2 G6-3		0-0 1B		2-2 P6			4-2 17 FC6-4 5 G1-3 BB		3 0 1 0 1 0 0																										
5 Jeff Bagwell, R (1, 3) OBP: 0.399, SLG: 0.545	1-3 K		2-3 K		2-1 F9			0-1 G1-3		4 0 0 0 0 2 4																										
Ken Caminiti, S (1, 5) OBP: 0.419, SLG: 0.574		0-1 G1-3		1-0 G6-3		1-2 G6-3		4-1 17 FC6-4 IBB		3 0 0 0 1 0 0																										
17 Lance Berkman, S (1, 9) OBP: 0.344, SLG: 0.512		2-1 G6-3		4-2 1B BB		3-2 G6-3		1-0 FC6-4		3 1 0 0 1 0 2																										
Marc Valdes, R (8, 1)								1-2 2-3		0 0 0 0 0 0 0																										
Jay Powell, R (8, 1)										0 0 0 0 0 0 0																										
Daryle Ward, L (1, 7) OBP: 0.278, SLG: 0.511		0-2 G3		0-2 G4-3 1B 1B		0-0 F7			0-0 G4-3	4 0 1 0 0 0 0																										
Tony Eusebio, R (1, 2) OBP: 0.343, SLG: 0.282			4-2 1B SH1-4 BB		1-0 G4-3 1B		1-3 K		1-3 K	3 0 1 1 1 2 0																										
Glen Barker, S (1, 8) OBP: 0.333, SLG: 0.143			1-2 2-H		1-2 G4-3		3-1 B3-6-4 1B		2-3 K	3 0 1 0 0 1 3																										
Mitch Meluskey, S (9, PH) OBP: 0.392, SLG: 0.532			1-2 2-3		1-2 G4-3					1 0 0 0 0 1 0																										
Jose Lima, R (1, 1) OBP: 0.080, SLG: 0.080			0-0 SH1-4		0-2 G5-3		2-2 B3-6-4			2 0 0 0 0 0 3																										
Richard Hidalgo, R (8, 9) OBP: 0.391, SLG: 0.616			1-2				1-2f			0 0 0 0 0 0 0																										
Inning Stats	R: 0 E: 0 K: 1 S: 8	H: 0 LOB: 0 BB: 0 P: 10	R: 0 E: 0 K: 0 S: 7	H: 0 LOB: 0 BB: 0 P: 9	R: 0 E: 0 K: 2 S: 14	H: 1 LOB: 3 BB: 2 P: 25	R: 1 E: 0 K: 0 S: 15	H: 2 LOB: 2 BB: 1 P: 22	R: 0 E: 0 K: 0 S: 8	H: 0 LOB: 0 BB: 0 P: 12	R: 0 E: 0 K: 1 S: 8	H: 1 LOB: 0 BB: 0 P: 14	R: 0 E: 0 K: 0 S: 10	H: 0 LOB: 2 BB: 2 P: 20	R: 0 E: 0 K: 2 S: 7	H: 0 LOB: 0 BB: 0 P: 10	1B: 4 2B: 0 3B: 0 HR: 0	SF: 0 SAC: 1 DP: 1 HBP: 0	WP: 0 PB: 0 SB: 0 CS: 0	PA: 35																
PITCHER	IP WLS BF H R ER SO BB IBB HBP BLK WP HR S P ERA WHIP																																			
Adam Eaton, R (1, 1) ERA: 2.89	7.0		27	4	1	1	4	3	0	0	0	0	0	67	103	1.29	1.000																			
Matt Whiteside, R (8, 1) ERA: 2.41	0.2		4	0	0	0	0	1	1	0	0	0	0	9	18	0.00	1.500																			
Kevin Walker, L (8, 1) ERA: 4.74	0.1	W	1	0	0	0	0	0	0	0	0	0	0	1	2	0.00	0.000																			
Trevor Hoffman, R (9, 1) ERA: 3.04	1.0	S	3	0	0	0	2	0	0	0	0	0	0	7	10	0.00	0.000																			

Houston Astros @ San Diego Padres
Qualcomm Stadium, San Diego, CA

Sun Jun 11 2000, 7:05 PM EDT
Att. 27,120 - Sunny - 73 F

livebaseballscorecards.com

AB	29
R	1
H	4
RBI	1
BB	5
SO	6
LOB	12



Batter	1	2	3	4	5	6	7	8	9	AB R H RBI BB SO LOB	TOP											
Fernando Vina, L (1, 4) OBP: 0.385, SLG: 0.410	0-2 G3	2-2 E1		2-1 1B		2-1 SF9		1-3 K		4 0 1 1 0 1 1												
Edgar Renteria, R (1, 6) OBP: 0.315, SLG: 0.432	0-0 G1-3	1-3 K		0-0 G1-2-3		0-3 K		1-1 E5		5 0 0 0 0 2 5												
15 Jim Edmonds, L (1, 8) OBP: 0.462, SLG: 0.656	4-1 1B BB	0-3 K			4-2 G4-3 BB		4-2 HR BB	1-1 F7		2 2 0 0 3 1 3												
Mark McGwire, R (1, 3) OBP: 0.491, SLG: 0.801	0-0 HBP 1B 1B		4-2 G6-3 BB		3-2 F9		2-0 HR	0-1 L4		4 1 2 2 1 0 1												
Thomas Howard, S (1, 9) OBP: 0.262, SLG: 0.500	0-1 HBP		0-2 F7		1-2 G4-3		0-1 G4-3	1-2 HR 1B		4 0 1 1 1 0 0 2												
Jesse Orosco, R (7, 1)										0 0 0 0 0 0 0												
Alan Benes, R (7, 1)										0 0 0 0 0 0 0												
Larry Sutton, L (9, PH) OBP: 0.316, SLG: 0.467	1-2 2-H 1B				1-2 G4-3					1 1 1 0 0 0 0												
Dave Veres, R (9, 1)										0 0 0 0 0 0 0												
J.D. Drew, L (1, 7) OBP: 0.374, SLG: 0.487	3-1 HBP		2-0 G6-3		0-0 G4-3		0-2 F8	0-2 F7		4 0 0 0 0 0 3												
Mike Matheny, R (1, 2) OBP: 0.324, SLG: 0.396	1-3 K			4-2 1B BB G1-2-3 BB		0-0 E 2B	2-1 E6	1-1 HR		4 2 2 2 1 1 3												
Placido Polanco, R (1, 5) OBP: 0.360, SLG: 0.468				1-0 F9		0-2 E4 SF9 1B	0-2 F9	0-0 FC6-4 1B		5 1 3 0 0 0 2												
Andy Benes, R (1, 1) OBP: 0.200, SLG: 0.250				4-2 1B BB		1-3 K2-3		0-0 L6		2 0 0 0 1 1 2												
Heathcliff Slocumb, R (7, 1)										0 0 0 0 0 0 0												
Eric Davis, R (7, 9) OBP: 0.386, SLG: 0.469		2-1 F3		1-2 1B BB				0-0 FC6-4		2 0 0 0 0 0 1												
Inning Stats	R: 1 E: 0 K: 1 S: 12	H: 2 LOB: 3 BB: 1 P: 20	R: 0 E: 1 K: 2 S: 17	H: 1 LOB: 2 BB: 0 P: 22	R: 0 E: 0 K: 0 S: 6	H: 0 LOB: 0 BB: 1 P: 12	R: 0 E: 0 K: 0 S: 8	H: 1 LOB: 2 BB: 2 P: 19	R: 0 E: 0 K: 0 S: 9	H: 0 LOB: 1 BB: 1 P: 17	R: 2 E: 1 K: 2 S: 12	H: 2 LOB: 0 BB: 0 P: 15	R: 2 E: 1 K: 0 S: 14	H: 1 LOB: 1 BB: 1 P: 22	R: 0 E: 1 K: 1 S: 9	H: 0 LOB: 1 BB: 0 P: 12	R: 2 E: 0 K: 0 S: 12	H: 3 LOB: 1 BB: 0 P: 14	1B: 7 2B: 1 3B: 0 HR: 2	SF: 1 SAC: 0 DP: 2 HBP: 1	WP: 0 PB: 0 SB: 0 CS: 0	PA: 45
PITCHER	IP WLS BF H R ER SO BB IBB HBP BLK WP HR S P ERA WHIP																					
Matt Clement, R (1, 1) ERA: 4.75	6.0 L 31 7 5 4 5 6 0 1 0 0 0 1 67 114 6.00 2.167																					
Carlos Almanzar, R (7, 1) ERA: 4.54	1.0 4 0 0 0 0 0 0 0 0 0 0 0 11 13 0.00 0.000																					
Carlos Reyes, R (8, 1) ERA: 6.23	1.2 9 3 2 2 1 0 0 0 0 0 0 1 20 25 10.80 1.800																					
Brandon Kolb, R (9, 1) ERA: 3.52	0.1 1 0 0 0 0 0 0 0 0 0 0 0 1 1 0.00 0.000																					

St. Louis Cardinals @ San Diego Padres
Qualcomm Stadium, San Diego, CA
Mon Jun 12 2000, 10:05 PM EDT
Att. 23,359 - Cloudy - 71 F

AB	37
R	7
H	10
RBI	6
BB	6
SO	6
LOB	23



Batter	1	2	3	4	5	6	7	8	9	AB R H RBI BB SO LOB
Eric Owens, R (1, 9) OBP: 0.391, SLG: 0.446	2-2 G6-3		2-2 FC5-4 2B		0-1 G5-3		0-0 1B		2-1 G1-3	5 0 2 2 0 0 0
Al Martin, L (1, 7) OBP: 0.369, SLG: 0.523 Ed Sprague, R (7, PH) OBP: 0.358, SLG: 0.674	1-3 K		4-0 FC5-4 BB		0-1 F7		3-3 K		3-3 K	2 0 0 0 1 1 0 2 0 0 0 0 2 1
Ryan Klesko, L (1, 3) OBP: 0.401, SLG: 0.583	2-3 K		2-3 K			1-0 HR	4-2 BB			3 1 1 1 1 2 2
Phil Nevin, R (1, 5) OBP: 0.358, SLG: 0.552		0-0 G6-3	2-1 FC5-4		0-0 2B		3-1 F9			4 0 1 0 0 0 4
Ruben Rivera, R (1, 8) OBP: 0.336, SLG: 0.455		3-3 K		1-3 K		3-3 K		0-3 K		4 0 0 0 0 4 1
Bret Boone, R (1, 4) OBP: 0.307, SLG: 0.395		3-2 F8		2-3 K		2-3 K		3-2 F8		4 0 0 0 0 2 1
Wiki Gonzalez, R (1, 2) OBP: 0.370, SLG: 0.407			1-2 G4-3 1B 2B 1B	1-2 1B		4-0 BB		2-2 WP 1B		3 1 3 0 1 0 0
Damian Jackson, R (1, 6) OBP: 0.354, SLG: 0.392			3-2 G4-3 2B 1B	1-3 K		3-2 L4		2-2 G1-3		4 1 1 0 0 1 4
Matt Clement, R (1, 1) OBP: 0.148, SLG: 0.100 Carlos Almanzar, R (7, 1) Dave Magadan, L (7, PH) OBP: 0.294, SLG: 0.267 Carlos Reyes, S (8, 1) Brandon Kolb, R (9, 1) 29 Kory DeHaan, L (9, PH) OBP: 0.200, SLG: 0.256			0-0 G4-3		1-3 K		0-1 G1-3		2-2 F7	2 0 0 0 0 0 1 2 0 0 0 0 0 0 0 0 1 0 1 0 0 0 0 0 0 0

Inning Stats	R: 0	H: 0	E: 0	LOB: 0	K: 2	S: 11	P: 16	R: 0	H: 0	E: 0	LOB: 0	K: 1	S: 7	P: 13	R: 2	H: 3	E: 0	LOB: 2	K: 1	S: 16	P: 30	R: 0	H: 1	E: 0	LOB: 1	K: 3	S: 18	P: 23	R: 0	H: 0	E: 0	LOB: 0	K: 1	S: 7	P: 8	R: 1	H: 2	E: 0	LOB: 2	K: 2	S: 11	P: 24	R: 0	H: 1	E: 0	LOB: 2	K: 1	S: 10	P: 20	R: 0	H: 1	E: 0	LOB: 1	K: 1	S: 12	P: 19	R: 0	H: 0	E: 0	LOB: 0	K: 1	S: 8	P: 15	1B: 5	SF: 0	2B: 2	SAC: 0	3B: 0	DP: 0	HR: 1	HBP: 0
--------------	------	------	------	--------	------	-------	-------	------	------	------	--------	------	------	-------	------	------	------	--------	------	-------	-------	------	------	------	--------	------	-------	-------	------	------	------	--------	------	------	------	------	------	------	--------	------	-------	-------	------	------	------	--------	------	-------	-------	------	------	------	--------	------	-------	-------	------	------	------	--------	------	------	-------	-------	-------	-------	--------	-------	-------	-------	--------


BOTTOM

St. Louis Cardinals @ San Diego Padres
Qualcomm Stadium, San Diego, CA

Mon Jun 12 2000, 10:05 PM EDT
Att: 23,359 - Cloudy - 71 F

livebaseballscorecards.com

AB	35
R	3
H	8
RBI	3
BB	3
SO	13
LOB	15



PITCHER	IP	WLS	BF	H	R	ER	SO	BB	IBB	HBP	BLK	WP	HR	S	P	ERA	WHIP
Andy Benes, R (1, 1) ERA: 4.71	6.0	W	26	6	3	3	10	2	0	0	0	0	1	70	114	4.50	1.333
Heathcliff Slocumb, R (7, 1) ERA: 4.88	0.1	H	2	1	0	0	0	0	0	0	0	0	0	3	3	0.00	3.000
Jesse Orosco, L (7, 1) ERA: 4.5	0.1	H	2	0	0	0	1	1	0	0	0	0	0	5	12	0.00	3.000
Alan Benes, R (7, 1) ERA: 2.63	1.1	H	5	1	0	0	1	0	0	0	0	1	0	14	24	0.00	0.750
Dave Veres, R (9, 1) ERA: 3.34	1.0		3	0	0	0	1	0	0	0	0	0	0	8	15	0.00	0.000

Batter	1	2	3	4	5	6	7	8	9	AB	R	H	RBI	BB	SO	LOB
Eric Owens, R OBP: 0.391, SLG: 0.445 (1, 8) (6, 7)	G6-3		FC4-6 1B		FC6-4 1B	G5-3		FC5 1-2 2-3f		5	0	2	0	0	0	4
Al Martin, L OBP: 0.364, SLG: 0.516 Matt Whiteside, R (6, 1)	G4-3		FC4-6 FC6-4		FC6-4 1-2f				G6-3	3	0	0	0	0	0	3
Chris Gomez, R OBP: 0.346, SLG: 0.250 Brandon Kolb, R (8, 1)			1-2f 2-3		1-2f					0	0	0	0	0	0	0
Ed Sprague, R OBP: 0.355, SLG: 0.667 (9, PH)										1	0	1	0	0	0	0
Tony Gwynn, L OBP: 0.354, SLG: 0.427 (1, 9)			FC6-4 CS		L4				F7	5	0	1	1	0	0	3
Phil Nevin, R OBP: 0.351, SLG: 0.540 (1, 5)	K		1-2f 3-H		1-2					1	0	0	0	0	0	2
Ryan Klesko, L OBP: 0.403, SLG: 0.579 (1, 3)			CS		G1-3				G6-3	5	0	0	0	0	2	2
Bret Boone, R OBP: 0.314, SLG: 0.398 (1, 4)			1-2							3	1	1	0	1	0	1
Wiki Gonzalez, R OBP: 0.375, SLG: 0.412 (1, 2)										3	1	2	0	1	1	0
Damian Jackson, R OBP: 0.352, SLG: 0.389 (1, 6)										4	0	2	1	0	0	3
Rodrigo Lopez, R OBP: 0.111, SLG: 0.111 29 Kory DeHaan, L OBP: 0.213, SLG: 0.250 (5, PH) (6, 8)										4	0	1	0	0	0	4
Dave Magadan, L OBP: 0.288, SLG: 0.261 Ruben Rivera, R OBP: 0.336, SLG: 0.455 (8, PH) (9, 8)										1	1	1	0	0	0	0
			FC4-6 1B							1	0	0	0	1	1	0
										1	0	0	0	0	0	2
			FC6-4 1B							0	0	0	0	0	0	0

Inning Stats	R: 0	H: 1	E: 0	K: 1	S: 8	H: 1	LOB: 1	BB: 0	P: 13	R: 0	H: 1	E: 0	K: 0	S: 7	R: 1	H: 2	E: 0	K: 0	S: 9	R: 0	H: 1	E: 0	K: 0	S: 13	R: 0	H: 1	E: 0	K: 1	S: 9	R: 2	H: 2	E: 2	K: 0	S: 13	R: 0	H: 1	E: 0	K: 1	S: 12	R: 0	H: 2	E: 0	K: 1	S: 12	R: 0	H: 0	E: 0	K: 0	S: 7	1B: 10	SF: 0	2B: 1	SAC: 0	3B: 0	DP: 0	HR: 0	HBP: 0	WP: 0	PA: 41
--------------	------	------	------	------	------	------	--------	-------	-------	------	------	------	------	------	------	------	------	------	------	------	------	------	------	-------	------	------	------	------	------	------	------	------	------	-------	------	------	------	------	-------	------	------	------	------	-------	------	------	------	------	------	--------	-------	-------	--------	-------	-------	-------	--------	-------	--------

PITCHER	IP	WLS	BF	H	R	ER	SO	BB	IBB	HBP	BLK	WP	HR	S	P	ERA	WHIP
Darryl Kile, R ERA: 4.39 (1, 1)	7.0	W	32	9	3	2	3	3	0	0	0	0	0	71	118	2.57	1.714
Heathcliff Slocumb, R ERA: 4.83 (8, 1)	0.1	H	3	2	0	0	1	0	0	0	0	0	0	7	9	0.00	6.000
Dave Veres, R ERA: 3.16 (8, 1)	1.2	S	5	0	0	0	0	0	0	0	0	0	0	12	18	0.00	0.000

BOTTOM

St. Louis Cardinals @ San Diego Padres
Qualcomm Stadium, San Diego, CA
Tue Jun 13 2000, 5:05 PM EDT
Att: 29,055 - Sunny - 75 F

livebaseballscorecards.com

AB	37
R	3
H	11
RBI	2
BB	3
SO	4
LOB	22



Batter	1	2	3	4	5	6	7	8	9	AB R H RBI BB SO LOB	TOP											
Fernando Vina, L (1, 4) OBP: 0.387, SLG: 0.409	1-2 CS HBP			3-2 1B		1-1 1B BB 1B	0-0 B1-3			3 1 2 1 0 0 0												
Edgar Renteria, R (1, 6) OBP: 0.319, SLG: 0.433	2-0 15 CS 1B			1-1 F8		0-0 BB BB HBP 1B		1-0 E6 15 F5		4 1 2 0 0 0 0												
15 Jim Edmonds, L (1, 8) OBP: 0.458, SLG: 0.643	1-1 F5			1-1 P6		1-3 K		2-1 F5		4 0 0 0 0 1 4												
Mark McGwire, R (1, 3)		2-2 G6-3			1-0 G3-6 1B	4-2 HBP BB BB		0-1 G5-3		3 0 1 0 1 0 1												
Ray Lankford, L (1, 7) OBP: 0.346, SLG: 0.467		1-3 K			1-2 G3-6	4-2 HBP BB		1-1 L6		3 0 0 1 1 1 2												
J.D. Drew, L (1, 9) OBP: 0.388, SLG: 0.509		1-0 G4-3			0-0 FC6-4 1B	1-0 HBP		0-1 G2-3		3 0 1 1 0 0 0												
Mike Matheny, R (1, 2) OBP: 0.317, SLG: 0.387			0-1 G6-3		1-1 FC6-4	0-0 P6		2-3 K		4 0 0 0 0 1 4												
Placido Polanco, R (1, 5) OBP: 0.358, SLG: 0.467			0-1 F9		0-1 SH3-4 1B	0-1 G4-3		1-2 E5		4 1 1 0 0 0 0												
Garrett Stephenson, R (1, 1)			2-1 G5-3		1-0 SH3-4	2-3 K		2-2 L5		2 0 0 0 0 1 0												
Jesse Orosco, R (8, 1)										0 0 0 0 0 0 0												
Matt Morris, R (8, 1)										0 0 0 0 0 0 0												
Shawon Dunston, R (8, 7) OBP: 0.214, SLG: 0.386										1 0 0 0 0 0 1												
Inning Stats	R: 0 E: 0 K: 0 S: 5	H: 1 LOB: 0 BB: 0 P: 9	R: 0 E: 0 K: 1 S: 7	H: 0 LOB: 0 BB: 0 P: 11	R: 0 E: 0 K: 0 S: 6	H: 0 LOB: 0 BB: 0 P: 8	R: 0 E: 0 K: 0 S: 7	H: 1 LOB: 0 BB: 0 P: 12	R: 0 E: 0 K: 0 S: 8	H: 2 LOB: 1 BB: 0 P: 11	R: 3 E: 0 K: 1 S: 15	H: 3 LOB: 3 BB: 2 P: 27	R: 0 E: 0 K: 1 S: 6	H: 0 LOB: 0 BB: 0 P: 8	R: 0 E: 1 K: 0 S: 7	H: 0 LOB: 1 BB: 0 P: 11	R: 0 E: 1 K: 1 S: 13	H: 0 LOB: 1 BB: 0 P: 18	1B: 7 2B: 0 3B: 0 HR: 0	SF: 0 SAC: 1 DP: 1 HBP: 2	WP: 0 PB: 0 SB: 0 CS: 2	PA: 36
PITCHER	IP WLS BF H R ER SO BB IBB HBP BLK WP HR S P ERA WHIP																					
32 Stan Spencer, R (1, 1) ERA: 3.63	5.2 L 23 7 3 3 2 2 0 1 0 0 0 0 47 76 4.76 1.588																					
Kevin Walker, L (6, 1) ERA: 4.5	1.1 5 0 0 0 1 0 0 1 0 0 0 0 7 10 0.00 0.000																					
Carlos Almanzar, R (8, 1) ERA: 4.41	1.0 4 0 0 0 0 0 0 0 0 0 0 0 7 11 0.00 0.000																					
Trevor Hoffman, R (9, 1) ERA: 2.92	1.0 4 0 0 0 1 0 0 0 0 0 0 0 13 18 0.00 0.000																					

St. Louis Cardinals @ San Diego Padres
Qualcomm Stadium, San Diego, CA

Wed Jun 14 2000, 10:05 PM EDT
Att. 30,952 - Sunny - 72 F



livebaseballscorecards.com

Batter	1	2	3	4	5	6	7	8	9	AB	R	H	RBI	BB	SO	LOB
Eric Owens, R (1, 8) OBP: 0.389, SLG: 0.439	0-1 G4-3		3-2 F8		4-2 G4-3 BB			3-2 L6		3	0	0	0	1	0	0
Al Martin, L (1, 7) OBP: 0.366, SLG: 0.529	1-1 HR		2-1 F9		2-2 G4-3	1-2 2-3		1-0 1B 1B		4	1	2	1	0	0	2
Tony Gwynn, L (1, 9) OBP: 0.351, SLG: 0.421	2-1 F5			0-1 L4	3-1 P6			3-2 1-2 1B 1B		4	0	1	0	0	0	2
Phil Nevin, R (1, 5) OBP: 0.346, SLG: 0.531	1-3 K			2-3 K			1-1 G5-3	2-3 K		4	0	0	0	0	3	2
Ryan Klesko, L (1, 3) OBP: 0.405, SLG: 0.588		1-2 2B		0-1 2B			0-0 G3-1	1-2 F2		4	0	2	0	0	0	2
Bret Boone, R (1, 4) OBP: 0.313, SLG: 0.393		2-1 L6		4-1 BB			2-1 G5-3		1-3 K	3	0	0	0	1	1	1
Wiki Gonzalez, R (1, 2) OBP: 0.360, SLG: 0.393		1-2 P3		2-0 F7					1-1 F8	4	0	0	0	0	0	3
Chris Gomez, R (1, 6) OBP: 0.327, SLG: 0.234 Dave Magadan, L (9, PH) OBP: 0.283, SLG: 0.255		3-2 F8			1-1 P5		3-1 G6-3		1-1 F7	3	0	0	0	0	0	1
32 Stan Spencer, R (1, 1) OBP: 0.400, SLG: 0.500 Kevin Walker, L (6, 1) OBP: 0.250, SLG: 0.250 29 Kory DeHaan, L (7, PH) OBP: 0.208, SLG: 0.244 Carlos Almanzar, R (8, 1) Trevor Hoffman, R (9, 1)			1-3 K		2-2 G4-3 2B			1-0 F8		2	0	1	0	0	1	0
										0	0	0	0	0	0	0
										1	0	0	0	0	0	0
										0	0	0	0	0	0	0
										0	0	0	0	0	0	0

Inning Stats	R: 1	H: 1	E: 0	LOB: 0	K: 1	S: 9	R: 0	H: 1	E: 0	LOB: 1	K: 0	S: 13	R: 0	H: 0	E: 0	LOB: 0	K: 1	S: 8	R: 0	H: 1	E: 0	LOB: 2	K: 1	S: 9	R: 0	H: 1	E: 0	LOB: 2	K: 0	S: 14	R: 0	H: 0	E: 0	LOB: 0	K: 0	S: 5	R: 0	H: 2	E: 0	LOB: 2	K: 1	S: 17	R: 0	H: 0	E: 0	LOB: 0	K: 1	S: 8	R: 0	H: 0	E: 0	LOB: 0	K: 1	S: 8	R: 0	H: 2	E: 0	LOB: 2	K: 1	S: 27	R: 0	H: 0	E: 0	LOB: 0	K: 1	S: 11	1B: 2	2B: 3	3B: 0	HR: 1	SF: 0	SAC: 0	DP: 0	HBP: 0	WP: 0	PA: 35
--------------	------	------	------	--------	------	------	------	------	------	--------	------	-------	------	------	------	--------	------	------	------	------	------	--------	------	------	------	------	------	--------	------	-------	------	------	------	--------	------	------	------	------	------	--------	------	-------	------	------	------	--------	------	------	------	------	------	--------	------	------	------	------	------	--------	------	-------	------	------	------	--------	------	-------	-------	-------	-------	-------	-------	--------	-------	--------	-------	--------

PITCHER	IP	WLS	BF	H	R	ER	SO	BB	IBB	HBP	BLK	WP	HR	S	P	ERA	WHIP
Garrett Stephenson, R (1, 1) ERA: 3.9	7.1	W	29	5	1	1	3	2	0	0	0	0	1	66	114	1.23	0.955
Jesse Orosco, L (8, 1) ERA: 4.5	0.0		1	1	0	0	0	0	0	0	0	0	0	3	6	∞	∞
Matt Morris, R (8, 1) ERA: 0.93	1.2	S	5	0	0	0	2	0	0	0	0	0	0	18	24	0.00	0.000

BOTTOM

St. Louis Cardinals @ San Diego Padres
Qualcomm Stadium, San Diego, CA

livebaseballscorecards.com

AB	33
R	1
H	6
RBI	1
BB	2
SO	5
LOB	13



Wed Jun 14 2000, 10:05 PM EDT
Att: 30,952 - Sunny - 72 F

Batter	1	2	3	4	5	6	7	8	9	AB R H RBI BB SO LOB	TOP																									
Pokey Reese, R OBP: 0.351, SLG: 0.407 (1, 4) B X	1-0 HR	2-1 F9		1-0 F8		2-1 L1		3-2 F8		5 1 1 1 0 0 1																										
Barry Larkin, R OBP: 0.383, SLG: 0.474 (1, 6) B X	2-0 F4	1-0 1B		0-1 F8		3-1 F7			0-0 DI 1B	5 0 2 0 0 0 0																										
Ken Griffey Jr., L OBP: 0.393, SLG: 0.507 (1, 8) C X	0-1 F9 2B	2-3 K		0-3 K		4-0 BB			1-1 P4	4 0 1 0 1 2 3																										
Dante Bichette, R OBP: 0.324, SLG: 0.447 (1, 9) B F X	2-1 F9		0-0 G5-3		4-2 G1-3 BB	1-3 K			0-2 P3	4 0 0 0 1 1 3																										
Michael Tucker, L OBP: 0.402, SLG: 0.582 (1, 7) B X	1-0 G4-3		4-1 1B 1B BB		3-3 K		0-3 K		0-2 F2	4 1 0 0 1 2 3																										
Sean Casey, L OBP: 0.330, SLG: 0.349 (1, 3)		1-0 HR	3-1 1B 1B		4-1 G1-3 BB	1-2 BB		2-2 G6-3		3 1 2 1 1 0 0																										
Aaron Boone, R OBP: 0.355, SLG: 0.474 (1, 5)		2-2 1B 2B	3-0 1B 1B		1-1 G1-3	1-2 2-3		2-0 F8		4 1 2 1 0 0 2																										
Eddie Taubensee, L OBP: 0.351, SLG: 0.401 (1, 2) Benito Santiago, R OBP: 0.330, SLG: 0.416 (8, 2) (8, 2)		1-0 FC3-6 1B	1-1 P4		1-3 K			3-1 G6-3		3 0 1 1 0 1 4 1 0 0 0 0 0 0																										
Steve Parris, R OBP: 0.150, SLG: 0.263 (1, 1) Elmer Dessens, R OBP: 0.446, SLG: 0.610 (6, PH) Manny Aybar, R OBP: 0.307, SLG: 0.400 (8, PH) Scott Sullivan, R OBP: 0.250, SLG: 0.250 (8, 1)		0-1 FC3-6 1B	2-1 P6			0-0 HR		0-1 F9		2 0 0 0 0 0 3 0 0 0 0 0 0 0 1 1 1 1 0 0 0 0 0 0 0 0 0 0 1 0 0 0 0 0 0 0 0 0 0 0 0 0																										
Inning Stats	R: 1 E: 0 K: 0 S: 7	H: 2 LOB: 1 BB: 0 P: 13	R: 2 E: 0 K: 1 S: 13	H: 4 LOB: 2 BB: 0 P: 22	R: 1 E: 0 K: 0 S: 9	H: 2 LOB: 2 BB: 1 P: 22	R: 0 E: 0 K: 1 S: 6	H: 0 LOB: 0 BB: 0 P: 7	R: 0 E: 0 K: 2 S: 12	H: 0 LOB: 2 BB: 2 P: 25	R: 1 E: 0 K: 1 S: 9	H: 1 LOB: 1 BB: 1 P: 19	R: 0 E: 0 K: 1 S: 7	H: 0 LOB: 0 BB: 0 P: 11	R: 0 E: 0 K: 0 S: 7	H: 0 LOB: 0 BB: 0 P: 13	R: 0 E: 0 K: 0 S: 9	H: 1 LOB: 1 BB: 0 P: 10	1B: 5 2B: 2 3B: 0 HR: 3	SF: 0 SAC: 0 DP: 0 HBP: 0	WP: 0 PB: 0 SB: 0 CS: 0	PA: 41														
PITCHER	IP WLS BF H R ER SO BB IBB HBP BLK WP HR S P ERA WHIP																					PITCHER	IP WLS BF H R ER SO BB IBB HBP BLK WP HR S P ERA WHIP													
Brian Meadows, R ERA: 4.87 (1, 1)	2.1		8	4	4	1	1	0	0	0	0	2	25	50	15.43	3.857																				
Carlos Reyes, R ERA: 5.17 (3, 1)	2.2	W	10	0	0	0	3	2	0	0	0	0	22	39	0.00	0.750																				
Matt Whiteside, R ERA: 2.49 (6, 1)	1.0	H	5	1	1	1	1	1	0	0	0	1	9	19	9.00	2.000																				
Kevin Walker, L ERA: 4.18 (7, 1)	2.0	H	6	0	0	0	1	0	0	0	0	0	14	24	0.00	0.000																				
Trevor Hoffman, R ERA: 2.81 (9, 1)	1.0	S	4	1	0	0	0	0	0	0	0	0	9	10	0.00	1.000																				

Cincinnati Reds @ San Diego Padres
Qualcomm Stadium, San Diego, CA
Fri Jun 16 2000, 9:05 PM EDT
Att. 60,760 - Cloudy - 73 F

livebaseballscorecards.com

AB	37
R	5
H	10
RBI	5
BB	4
SO	6
LOB	19



Batter	1	2	3	4	5	6	7	8	9	AB	R	H	RBI	BB	SO	LOB
Eric Owens, R OBP: 0.387, SLG: 0.436 (1, 8) BB X C C X X (8, 9)	3-2 1B 1B 1B 1B	1-1 G4-3		0-1 G6-3		0-0 G3-1				4	1	1	0	0	0	0
Al Martin, L OBP: 0.372, SLG: 0.531 (1, 7) X	0-0 1B 1-2 1B	4-2 BB		1-1 G5-4-3 1B			1-1 F8			3	1	2	0	1	0	0
Tony Gwynn, L OBP: 0.355, SLG: 0.424 Ruben Rivera, R OBP: 0.336, SLG: 0.455 (1, 9) BB X (8, 8)	2-0 FC3-6 1B 1-2 2-3 1B	0-0 G4-3		0-2 G5-4-3 1B			2-0 G3			4	1	2	0	0	0	1
Phil Nevin, R OBP: 0.344, SLG: 0.527 (1, 5) C S B F X	1-2 FC3-6 1B 1-2 2-H 3-H		2-0 G4-3	2-2 G5-4-3			1-2 G6-3			4	0	1	2	0	0	2
Ryan Klesko, L OBP: 0.407, SLG: 0.591 (1, 3) B X	1-0 FC3-6 HR 1-2f 2-3		1-1 E4 HR		2-0 CS 1B		0-0 1B 2B			4	3	2	0	0	0	2
Bret Boone, R OBP: 0.312, SLG: 0.403 (1, 4) F X	0-1 HR 1-H 3-H		2-0 F7		3-3 K 1-2		0-3 K			4	1	1	3	0	2	3
Carlos Hernandez, R OBP: 0.340, SLG: 0.369 (1, 2) B X	2-0 G5-3		2-0 HR		1-2 G5-3		3-2 G6-4-3 1B			4	1	2	3	0	0	0
Damian Jackson, R OBP: 0.350, SLG: 0.383 (1, 6) C S C	0-3 K		4-0 S BB		0-0 P4		1-1 G6-4-3			3	0	0	0	1	1	1
Brian Meadows, R OBP: 0.120, SLG: 0.120 Carlos Reyes, S Matt Whiteside, R 29 Kory DeHaan, L OBP: 0.204, SLG: 0.239 Kevin Walker, L OBP: 0.250, SLG: 0.250 Trevor Hoffman, R (1, 1) (3, 1) (6, 1) (6, PH) (7, 1) (9, 1)		2-3 K	2-2 G3		2-3 K					1	0	0	0	0	1	0

Inning Stats	R: 5	H: 5	E: 0	LOB: 0	K: 1	S: 16	P: 25	R: 0	H: 0	E: 0	LOB: 1	K: 1	S: 10	P: 17	R: 2	H: 1	E: 1	LOB: 1	K: 0	S: 8	P: 21	R: 0	H: 2	E: 0	LOB: 1	K: 0	S: 11	P: 14	R: 0	H: 1	E: 0	LOB: 0	K: 1	S: 7	P: 13	R: 0	H: 0	E: 0	LOB: 0	K: 1	S: 5	P: 7	R: 0	H: 0	E: 0	LOB: 0	K: 0	S: 6	P: 10	R: 1	H: 2	E: 0	LOB: 0	K: 1	S: 9	P: 13
--------------	------	------	------	--------	------	-------	-------	------	------	------	--------	------	-------	-------	------	------	------	--------	------	------	-------	------	------	------	--------	------	-------	-------	------	------	------	--------	------	------	-------	------	------	------	--------	------	------	------	------	------	------	--------	------	------	-------	------	------	------	--------	------	------	-------

PITCHER	IP	WLS	BF	H	R	ER	SO	BB	IBB	HBP	BLK	WP	HR	S	P	ERA	WHIP
Steve Parris, R ERA: 5.77 (1, 1)	3.0	L	18	6	7	5	2	2	0	0	0	0	2	34	63	15.00	2.667
Elmer Dessens, R ERA: 5.72 (4, 1)	2.0		7	3	0	0	1	0	0	0	0	0	0	18	27	0.00	1.500
Manny Aybar, R ERA: 5.1 (6, 1)	2.0		6	0	0	0	1	0	0	0	0	0	0	11	17	0.00	0.000
Scott Sullivan, R ERA: 5.14 (8, 1)	1.0		4	2	1	1	1	0	0	0	0	0	0	9	13	9.00	2.000

BOTTOM

Cincinnati Reds @ San Diego Padres
Qualcomm Stadium, San Diego, CA

Fri Jun 16 2000, 9:05 PM EDT
Att: 60,760 - Cloudy - 73 F

AB	33
R	8
H	11
RBI	8
BB	2
SO	5
LOB	10



WP	PA	3B	SF	SAC	DP	HBP	HR	S	P	ERA	WHIP
0	35	0	0	0	2	0	2	13			

Batter	1	2	3	4	5	6	7	8	9	AB R H RBI BB SO LOB	TOP		
Pokey Reese, R (1, 4) OBP: 0.349, SLG: 0.405	2-3 		0-2 F7		0-0 1B		1-2 G6-3			4 0 1 0 0 1 0			
Barry Larkin, R (1, 6) OBP: 0.381, SLG: 0.466	4-1 FC4-6 BB		1-1 F9		3-3 K		0-1 G5-3			3 0 0 0 1 1 1			
Ken Griffey Jr., L (1, 8) OBP: 0.398, SLG: 0.520	2-2 FC4-6 1-2f		0-0 HR		4-0 IBB			4-2 CS BB		2 1 1 1 2 0 1			
Dante Bichette, R (1, 9) OBP: 0.323, SLG: 0.443	1-3 K		1-1 FC5-4 1B		1-0 G3			3-3 K		4 0 1 0 0 2 4			
Dmitri Young, S (1, 7) (8, 3) OBP: 0.310, SLG: 0.399		0-1 G6-3 1B	0-0 FC5-4 1-2f			1-2 G3		4-2 BB		3 0 1 0 1 0 1			
Sean Casey, L (1, 3) Scott Williamson, R (8, 1)		3-2 G6-3 1-2		2-2 L5		3-2 1B		3-2 G4-3		4 0 1 0 0 0 2 0 0 0 0 0 0 0			
Aaron Boone, R (1, 5) OBP: 0.350, SLG: 0.466		2-3 K		0-3 K		0-1 F8			1-1 F8	4 0 0 0 0 2 2			
Benito Santiago, R (1, 2) OBP: 0.330, SLG: 0.407 Eddie Taubensee, L (9, PH) OBP: 0.349, SLG: 0.399		4-1 BB		2-0 G6-3		1-1 F3			1-3 K	2 0 0 0 1 0 1 1 0 0 0 0 1 0			
Ron Villone, L (1, 1) OBP: 0.136, SLG: 0.182 Michael Tucker, L (8, 7) OBP: 0.398, SLG: 0.577		0-1 G5-3		2-3 K			1-1 F8		1-3 K	3 0 0 0 0 1 2 1 0 0 0 0 1 0			
Inning Stats	R: 0 E: 0 K: 2 S: 10 H: 0 LOB: 1 BB: 1 P: 19	R: 0 E: 0 K: 1 S: 11 H: 1 LOB: 2 BB: 1 P: 20	R: 1 E: 0 K: 1 S: 9 H: 2 LOB: 1 BB: 0 P: 11	R: 0 E: 0 K: 1 S: 7 H: 0 LOB: 0 BB: 0 P: 11	R: 0 E: 0 K: 2 S: 8 H: 1 LOB: 2 BB: 1 P: 18	R: 0 E: 0 K: 0 S: 12 H: 1 LOB: 1 BB: 0 P: 17	R: 0 E: 0 K: 0 S: 7 H: 0 LOB: 0 BB: 0 P: 9	R: 0 E: 0 K: 1 S: 10 H: 0 LOB: 1 BB: 2 P: 24	R: 0 E: 0 K: 2 S: 8 H: 0 LOB: 0 BB: 0 P: 11	1B: 4 2B: 0 3B: 0 HR: 1 SF: 0 SAC: 0 DP: 0 HBP: 0	WP: 0 PB: 0 SB: 1 CS: 1 PA: 36		
PITCHER	IP WLS BF H R ER SO BB IBB HBP BLK WP HR S P ERA WHIP											PITCHER	IP WLS BF H R ER SO BB IBB HBP BLK WP HR S P ERA WHIP
Adam Eaton, R (1, 1) ERA: 2.39	7.2 32 5 1 1 7 4 1 0 0 0 1 71 123 1.17 1.174												
Kevin Walker, L (8, 1) ERA: 4.13	0.1 W 1 0 0 0 0 0 0 0 0 0 0 3 6 0.00 0.000												
Trevor Hoffman, R (9, 1) ERA: 2.7	1.0 S 3 0 0 0 2 0 0 0 0 0 0 8 11 0.00 0.000												

Cincinnati Reds @ San Diego Padres
Qualcomm Stadium, San Diego, CA
 Sat Jun 17 2000, 4:05 PM EDT
 Att. 40,730 - Cloudy - 75 F

livebaseballscorecards.com

AB	31
R	1
H	5
RBI	1
BB	5
SO	9
LOB	14



Batter	1	2	3	4	5	6	7	8	9	AB R H RBI BB SO LOB	TOP	
Pokey Reese, R (1, 4) OBP: 0.350, SLG: 0.416	0-1 FC4-6 1B		1-2 G4-3		1-0 HR		3-2 P3	3-2 F8		5 1 2 1 0 0 0		
Barry Larkin, R (1, 6) OBP: 0.381, SLG: 0.461	3-2 F2		4-0 BB		1-0 G6-3		2-0 F9		1-0 CS 1B	4 0 1 0 1 0 1		
Ken Griffey Jr., L (1, 8) OBP: 0.395, SLG: 0.526	1-1 FC4-6 1-2f		1-0 F8		2-2 G1-3		2-0 HR		3-3 1-2 K	5 1 1 1 0 1 3		
Dante Bichette, R (1, 9) Chris Stynes, R (9, PR) OBP: 0.446, SLG: 0.610	3-3 K			4-1 BB 1B	1-0 HR		2-1 HR		2-3 K FC4-6	4 2 2 2 1 2 1 0 0 0 0 0 0 0		
Dmitri Young, S (1, 7) OBP: 0.312, SLG: 0.412		1-3 K		1-2 BB 1B	0-0 HR		1-0 L6		1-0 FC4-6 1-2f	5 1 2 1 0 1 1		
Sean Casey, L (1, 3) OBP: 0.332, SLG: 0.351		2-1 1B		3-3 K	1-2 G1-3			1-2 2B 1B		4 1 2 0 0 1 2		
Aaron Boone, R (1, 5) OBP: 0.352, SLG: 0.468		3-2 F9		4-2 BB		3-1 F8		3-2 1-H G5-3 2B		3 1 1 1 1 0 1		
Eddie Taubensee, L (1, 2) OBP: 0.344, SLG: 0.392 Benito Santiago, R (8, PH) (8, 2) OBP: 0.327, SLG: 0.402		0-0 F2		3-3 K		0-1 G1-3		1-2 G5-3		3 0 0 0 0 1 4 1 0 0 1 0 0 0		
Rob Bell, R (1, 1) Manny Aybar, R (1, 1) Hal Morris, L (4, PH) Dennys Reyes, R (4, 1) Alex Ochoa, R (6, PH) Elmer Dessens, R (6, 1) Michael Tucker, L (8, PH) Danny Graves, R (8, 1) OBP: 0.386, SLG: 0.571 OBP: 0.500, SLG: 2.000			1-1 G5-3	2-2 F9		1-0 F7		0-1 G4-3		0 0 0 0 0 0 0 1 0 0 0 0 0 0 1 0 0 0 0 0 3 0 0 0 0 0 0 0 1 0 0 0 0 0 0 0 0 0 0 0 0 0 1 0 0 0 0 0 0 0 0 0 0 0 0 0		
Inning Stats	R: 0 H: 1 E: 0 LOB: 1 K: 1 BB: 0 S: 10 P: 17	R: 0 H: 1 E: 0 LOB: 1 K: 1 BB: 0 S: 10 P: 16	R: 0 H: 0 E: 0 LOB: 1 K: 0 BB: 1 S: 6 P: 13	R: 0 H: 1 E: 0 LOB: 3 K: 2 BB: 2 S: 17 P: 34	R: 3 H: 3 E: 0 LOB: 0 K: 0 BB: 0 S: 10 P: 16	R: 0 H: 0 E: 0 LOB: 0 K: 0 BB: 0 S: 5 P: 9	R: 2 H: 2 E: 0 LOB: 0 K: 0 BB: 0 S: 8 P: 18	R: 2 H: 2 E: 0 LOB: 0 K: 2 BB: 0 S: 15 P: 23	R: 0 H: 1 E: 0 LOB: 1 K: 2 BB: 0 S: 10 P: 17	1B: 5 SF: 0 2B: 2 SAC: 0 3B: 0 DP: 1 HR: 5 HBP: 0	WP: 1 PA: 41 PB: 0 SB: 0 CS: 1	
PITCHER	IP WLS BF H R ER SO BB IBB HBP BLK WP HR S P ERA WHIP											
Matt Clement, R (1, 1) ERA: 4.78	5.0 W 24 6 3 3 4 3 0 0 0 0 0 3 53 96 5.40 1.800											
Carlos Almanzar, R (6, 1) ERA: 4.66	2.0 8 2 2 2 0 0 0 0 0 0 0 2 13 27 9.00 1.000											
Kevin Walker, L (8, 1) ERA: 4.76	0.0 2 2 2 2 0 0 0 0 0 0 0 0 7 11 ∞ ∞											
Matt Whiteside, R (8, 1) ERA: 2.38	1.0 H 3 0 0 0 0 0 0 0 0 0 0 0 8 12 0.00 0.000											
Trevor Hoffman, R (9, 1) ERA: 2.6	1.0 S 4 1 0 0 2 0 0 0 0 0 1 0 10 17 0.00 1.000											

Cincinnati Reds @ San Diego Padres
Qualcomm Stadium, San Diego, CA
 Sun Jun 18 2000, 4:05 PM EDT
 Att. 39,823 - Sunny - 75 F

livebaseballscorecards.com

AB	38
R	7
H	11
RBI	7
BB	3
SO	6
LOB	16



Batter	1	2	3	4	5	6	7	8	9	AB R H RBI BB SO LOB
Eric Owens, R OBP: 0.389, SLG: 0.434 (1, 9)	4-1 BB BB BB BB	1-2 F9	4-2 BB		1-0 G5-3		2-2 SF9			2 1 0 1 2 0 0
Al Martin, L OBP: 0.363, SLG: 0.515 (1, 7)	1-3 K	0-1 S 2B 1B	0-0 G3		0-0 G3-1		1 SAFE 0-0 PO	0-3 K		5 1 1 0 0 2 3
Ryan Klesko, L OBP: 0.402, SLG: 0.579 (1, 3)	4-2 BB BB 1B BB	1-3 K		2-3 K	1-0 F8			3-3 K		4 1 0 0 1 3 1
Dave Magadan, L OBP: 0.293, SLG: 0.240 (1, 5)	4-2 BB BB 1B BB	4-0 2B BB		1-2 F7		2-1 F9		1-0 G3-1		3 1 0 0 2 0 0
Bret Boone, R OBP: 0.315, SLG: 0.403 (1, 4)	1-0 P6	0-0 2B		4-1 FC4-6 BB		2-3 K				3 0 1 1 1 1 3
Wiki Gonzalez, R OBP: 0.356, SLG: 0.380 (1, 2)	4-0 1B BB	1-0 G6-3		0-0 FC4-6		1-0 G6-3				3 0 0 1 1 0 3
Ruben Rivera, R OBP: 0.347, SLG: 0.492 (1, 8)	2-1 S 1B		0-1 G3 2B		2-2 E6 1B HR		1-1 G4-3			4 1 2 2 0 0 0
Damian Jackson, R OBP: 0.357, SLG: 0.384 (1, 6)	4-1 IBB		1-3 K		2-1 HR 1B		0-0 29 1B SF9 1B			3 2 2 0 1 1 1
Matt Clement, R OBP: 0.138, SLG: 0.148 (1, 1)	2-3 K		0-0 G3		1-0 HR		2-1 PO 1B			2 0 0 0 0 0 1 4
Ed Sprague, R OBP: 0.357, SLG: 0.683 (5, PH)										1 1 1 3 0 0 0
Carlos Almanzar, R OBP: 0.220, SLG: 0.255 (6, 1)										0 0 0 0 0 0 0
29 Kory DeHaan, L OBP: 0.220, SLG: 0.255 (7, PH)										1 0 1 0 0 0 0
Kevin Walker, L OBP: 0.220, SLG: 0.250 (8, 1)										0 0 0 0 0 0 0
Matt Whiteside, R OBP: 0.220, SLG: 0.250 (8, 1)										0 0 0 0 0 0 0
Trevor Hoffman, R OBP: 0.220, SLG: 0.250 (9, 1)										0 0 0 0 0 0 0

Inning Stats	R: 3	H: 1	E: 0	LOB: 3	K: 2	P: 17	R: 1	H: 2	E: 0	LOB: 2	K: 1	P: 18	R: 0	H: 1	E: 0	LOB: 2	K: 1	P: 17	R: 0	H: 0	E: 0	LOB: 1	K: 1	P: 15	R: 3	H: 2	E: 1	LOB: 0	K: 0	P: 16	R: 0	H: 0	E: 0	LOB: 0	K: 1	P: 13	R: 1	H: 2	E: 0	LOB: 0	K: 0	P: 13	R: 0	H: 0	E: 0	LOB: 0	K: 2	P: 11	
	S: 17	P: 43	S: 11	P: 18	S: 12	P: 17	S: 8	P: 15	S: 9	P: 16	S: 8	P: 13	S: 9	P: 13	S: 7	P: 11																																	

PITCHER	IP	WLS	BF	H	R	ER	SO	BB	IBB	HBP	BLK	WP	HR	S	P	ERA	WHIP
Rob Bell, R ERA: 5.09 (1, 1)	0.2	L	8	1	3	3	1	4	1	0	0	0	0	14	38	40.50	7.500
Manny Aybar, R ERA: 5.04 (1, 1)	2.1		12	3	1	1	3	2	0	0	0	0	0	26	40	3.86	2.143
Dennys Reyes, L ERA: 6.75 (4, 1)	2.0		10	2	3	2	1	1	0	0	0	0	1	17	31	9.00	1.500
Elmer Dessens, R ERA: 5.64 (6, 1)	2.0		7	2	1	1	1	0	0	0	0	0	0	17	26	4.50	1.000
Danny Graves, R ERA: 2.0 (8, 1)	1.0		3	0	0	0	2	0	0	0	0	0	0	7	11	0.00	0.000

BOTTOM

Cincinnati Reds @ San Diego Padres
Qualcomm Stadium, San Diego, CA

Sun Jun 18 2000, 4:05 PM EDT
Att: 39,823 - Sunny - 75 F

AB	31
R	8
H	8
RBI	8
BB	8
SO	8
LOB	15



WP	HR	S	P	ERA	WHIP
0	0	0	41		

Batter	1	2	3	4	5	6	7	8	9	AB R H RBI BB SO LOB
Tony Womack, L OBP: 0.314, SLG: 0.425 (1, 6) C X	0-1 F9		X 0-0 1B 1-2 1B		B C X 1-1 F9		C S X 1-2 P6		B B X 2-0 F2	5 0 1 0 0 0 1
Jay Bell, R OBP: 0.388, SLG: 0.451 (1, 4) B C X	2-1 F9		C B S S 2-3 K		B B B B B 4-2 CS BB		B C B B C 4-2 1B BB	S B B S X 3-2 G1-3	3 1 0 0 2 1 3	
Luis Gonzalez, L OBP: 0.402, SLG: 0.567 (1, 7) B B B	4-0 FC6-4 BB		X 0-0 1-2 2-3 1B		B C S 2-2 CS	B B X 2-0 G4-3		F B F F X 1-2 WP FC4-6 1B	4-0 BB DI IBB	3 1 2 0 2 0 0
Matt Williams, R OBP: 0.322, SLG: 0.412 (1, 5) B X	1-0 FC6-4		C B X 1-1 G6-3		F B F X 1-2 HBP 1B		B B B C 2-3 H	B B B B 2-3 H	4-2 BB BB	4 0 1 0 1 1 6
Steve Finley, L OBP: 0.366, SLG: 0.590 (1, 8)		B C X 1-1 L8		B C B X 2-1 G4-3		X 0-0 F7		B B B C 0-0 FC4-6 WP 1B	B B B C 4-1 1-2 2-3 3-H BB	4 0 1 2 1 0 1
Greg Colbrunn, R OBP: 0.488, SLG: 0.628 (1, 3) B C X		B C X 0-2 P6		B C H 4-2 FC6-4 BB		B C H 2-1 HBP		B B B B 4-2 FC4-6 BB		1 0 0 0 2 0 0
Travis Lee, L OBP: 0.335, SLG: 0.458 (1, 9) B X		B X 1-0 F7		C X 0-1 F9		B F B X 2-1 F8		X 0-0 FC4-6 FC6-4		4 0 0 1 0 0 5
Damian Miller, R OBP: 0.318, SLG: 0.458 (1, 2) F F C		F F C 0-3 H		F S X 0-1 FC6-4		F S B S 2-3 K		B B B B 0-0 FC6-4		4 0 0 0 0 2 3
Randy Johnson, R OBP: 0.222, SLG: 0.227 (1, 1) Craig Counsell, L OBP: 0.429, SLG: 0.680 (7, PH) Vicente Padilla, R (8, 1) Danny Bautista, R OBP: 0.229, SLG: 0.385 (9, PH)		C X 0-1 1B 1B 1B		C S X 0-2 G4-3		B X 1-0 G5-3		B F B X 2-1 WP BB G1-3 1B		2 0 1 0 0 0 0 1 0 0 0 0 0 0 0 0 0 0 0 0 0 1 1 1 0 0 0 0

Inning Stats	R: 0 E: 0 K: 0 S: 5	H: 0 LOB: 1 BB: 1 P: 12	R: 0 E: 0 K: 0 S: 7	H: 0 LOB: 0 BB: 0 P: 9	R: 0 E: 0 K: 2 S: 12	H: 3 LOB: 3 BB: 0 P: 15	R: 0 E: 0 K: 0 S: 11	H: 0 LOB: 1 BB: 1 P: 17	R: 0 E: 0 K: 0 S: 12	H: 0 LOB: 0 BB: 1 P: 19	R: 0 E: 0 K: 1 S: 8	H: 1 LOB: 2 BB: 0 P: 15	R: 0 E: 0 K: 1 S: 7	H: 0 LOB: 0 BB: 0 P: 11	R: 2 E: 0 K: 1 S: 14	H: 2 LOB: 2 BB: 2 P: 25	R: 1 E: 0 K: 0 S: 9	H: 1 LOB: 3 BB: 3 P: 28	1B: 7 2B: 0 3B: 0 HR: 0	SF: 0 SAC: 0 DP: 0 HBP: 1
--------------	------------------------------	----------------------------------	------------------------------	---------------------------------	-------------------------------	----------------------------------	-------------------------------	----------------------------------	-------------------------------	----------------------------------	------------------------------	----------------------------------	------------------------------	----------------------------------	-------------------------------	----------------------------------	------------------------------	----------------------------------	----------------------------------	------------------------------------

PITCHER	IP	WLS	BF	H	R	ER	SO	BB	IBB	HBP	BLK	WP	HR	S	P	ERA	WHIP
32 Stan Spencer, R ERA: 3.26 (1, 1)	5.0		20	3	0	0	2	3	0	0	0	0	0	47	72	0.00	1.200
Carlos Reyes, R ERA: 4.58 (6, 1)	2.0	H	8	1	0	0	1	0	0	1	0	0	0	15	26	0.00	0.500
Matt Whiteside, R ERA: 3.13 (8, 1)	0.1	H	4	2	2	2	1	1	0	0	0	0	0	10	17	54.00	9.000
Brandon Kolb, R ERA: 4.91 (8, 1)	1.1	L	9	1	1	1	0	3	1	0	0	2	0	13	36	6.75	3.000


BOTTOM

San Diego Padres @ Arizona Diamondbacks

Bank One Ballpark, Phoenix, AZ

Mon Jun 19 2000, 10:05 PM EDT
Att: 37,336 - Dome - 72 F

AB	32
R	3
H	7
RBI	3
BB	8
SO	4
LOB	19



PITCHER	IP	WLS	BF	H	R	ER	SO	BB	IBB	HBP	BLK	WP	HR	S	P	ERA	WHIP
32 Stan Spencer, R ERA: 3.26 (1, 1)	5.0		20	3	0	0	2	3	0	0	0	0	0	47	72	0.00	1.200
Carlos Reyes, R ERA: 4.58 (6, 1)	2.0	H	8	1	0	0	1	0	0	1	0	0	0	15	26	0.00	0.500
Matt Whiteside, R ERA: 3.13 (8, 1)	0.1	H	4	2	2	2	1	1	0	0	0	0	0	10	17	54.00	9.000
Brandon Kolb, R ERA: 4.91 (8, 1)	1.1	L	9	1	1	1	0	3	1	0	0	2	0	13	36	6.75	3.000

Batter	1	2	3	4	5	6	7	8	9	AB R H RBI BB SO LOB	TOP											
Eric Owens, R OBP: 0.381, SLG: 0.428 (1, 9) (8, 7)	1-1 G6-3		0-3 K			0-0 G6-3		3-2 G4-3		4 0 0 0 0 1 1												
Al Martin, L OBP: 0.358, SLG: 0.506 Ed Sprague, R OBP: 0.359, SLG: 0.667 29 Kory DeHaan, L OBP: 0.220, SLG: 0.255 (1, 7) (8, PH) (8, PR) (8, 9)	1-1 L6			1-3 K		0-1 P4		4-0 S IBB		3 0 0 0 0 1 0 0 0 0 0 1 0 0 0 0 0 0 0 0 0												
Ryan Klesko, L OBP: 0.408, SLG: 0.613 (1, 3)	3-2 1B			2-1 HR		0-2 HR		3-3 K		4 2 3 2 0 1 2												
Phil Nevin, R OBP: 0.342, SLG: 0.535 (1, 5)	1-1 F3			0-3 K		1-1 G6-3			0-0 2B	4 0 1 0 0 1 1												
Carlos Hernandez, R OBP: 0.319, SLG: 0.344 (1, 2)				1-0 G6-3			1-1 G5-3		2-3 K	4 0 0 0 0 1 1												
Bret Boone, R OBP: 0.310, SLG: 0.395 (1, 4)					2-2 E S SF9 1B		1-3 K		0-3 K	4 1 1 0 0 2 1												
Ruben Rivera, R OBP: 0.335, SLG: 0.474 (1, 8)					2-2 SF9 1-H		1-3 K		3-1 P4	3 0 0 1 0 2 1												
Damian Jackson, R OBP: 0.368, SLG: 0.395 (1, 6)					0-3 K 1B			0-0 G4-3 S 1B		3 0 2 0 0 1 0												
Brian Tollberg, R Dave Magadan, L OBP: 0.288, SLG: 0.235 Kevin Walker, L OBP: 0.250, SLG: 0.250 Trevor Hoffman, R (1, 1) (8, PH) (8, 1) (9, 1)				0-1 K 1B		0-3 K		2-3 K		2 0 0 0 0 2 1 1 0 0 0 0 1 1 0 0 0 0 0 0 0 0 0 0 0 0 0 0												
Inning Stats	R: 0 E: 0 K: 0 S: 9	H: 1 LOB: 1 BB: 0 P: 15	R: 0 E: 0 K: 1 S: 8	H: 0 LOB: 0 BB: 0 P: 10	R: 0 E: 0 K: 2 S: 8	H: 1 LOB: 0 BB: 0 P: 8	R: 1 E: 0 K: 2 S: 9	H: 1 LOB: 0 BB: 0 P: 13	R: 1 E: 0 K: 2 S: 12	H: 1 LOB: 0 BB: 0 P: 17	R: 1 E: 0 K: 0 S: 8	H: 1 LOB: 0 BB: 0 P: 9	R: 0 E: 0 K: 2 S: 8	H: 0 LOB: 0 BB: 0 P: 11	R: 0 E: 0 K: 2 S: 10	H: 1 LOB: 3 BB: 1 P: 22	R: 0 E: 0 K: 2 S: 9	H: 1 LOB: 1 BB: 0 P: 14	1B: 4 2B: 1 3B: 0 HR: 2	SF: 1 SAC: 0 DP: 0 HBP: 0	WP: 0 PB: 0 SB: 3 CS: 0	PA: 34
PITCHER	IP WLS BF H R ER SO BB IBB HBP BLK WP HR S P ERA WHIP																			IP WLS BF H R ER SO BB IBB HBP BLK WP HR S P ERA WHIP		
Todd Stottlemyre, R ERA: 4.18 Dan Plesac, L ERA: 2.95 Matt Mantei, R ERA: 10.66 (1, 1) (8, 1) (9, 1)	7.2 L 28 6 3 2 10 0 0 0 0 0 2 69 95 2.35 0.783																					

San Diego Padres @ Arizona Diamondbacks
Bank One Ballpark, Phoenix, AZ
Tue Jun 20 2000, 10:05 PM EDT
Att. 30,011 - Cloudy - 82 F

AB	32
R	3
H	7
RBI	3
BB	1
SO	13
LOB	9



Batter	1	2	3	4	5	6	7	8	9	AB R H RBI BB SO LOB	TOP																									
Eric Owens, R (1, 9) OBP: 0.389, SLG: 0.442	0-0 BB HBP 1B	3-2 HBP		1-0 1-H HR		4-1 CS BB			0-0 E3 HR	3 3 2 2 1 0 0																										
Ruben Rivera, R (1, 8) OBP: 0.333, SLG: 0.464 Dave Magadan, L (9, PH) OBP: 0.283, SLG: 0.231	4-2 HBP BB 1-2 SF8 BB	3-2 P3		2-3 K		2-1 G6-3			3-3 K	3 1 0 0 1 1 3 1 0 0 0 0 1 1																										
Ed Sprague, R (1, 3) OBP: 0.364, SLG: 0.667 Ryan Klesko, L (9, PH) OBP: 0.411, SLG: 0.631	2-3 K			2-0 F9 2B		4-2 2B BB			0-1 1-H HR	3 1 1 0 1 1 2 1 1 1 2 0 0 0																										
Phil Nevin, R (1, 5) OBP: 0.343, SLG: 0.535	4-0 SF8 HBP 1-2 BB 2-3			0-0 F9		3-2 G3 1-H 2B			2-3 K	4 1 1 1 1 2 1																										
Carlos Hernandez, R (1, 2) OBP: 0.318, SLG: 0.338 Matt Whiteside, R (7, 1) 29 Kory DeHaan, L (9, PH) OBP: 0.216, SLG: 0.250	2-1 HBP			2-1 G3		1-1 G3			2-2 G4-3	3 0 0 1 0 0 2 0 0 0 0 0 0 0 1 0 0 0 0 1 0																										
Bret Boone, R (1, 4) OBP: 0.309, SLG: 0.394	3-2 SF8 2-3 3-H			1-0 F2		0-0 G1-6-3 1B			1-0 F9	3 0 1 2 0 0 1																										
Damian Jackson, R (1, 7) OBP: 0.364, SLG: 0.390 Wiki Gonzalez, R (7, 2) OBP: 0.352, SLG: 0.376	3-2 G6-3			0-0 F8		0-1 G1-6-3			1-3 K	3 0 0 0 0 0 3 1 0 0 0 0 1 0																										
Chris Gomez, R (1, 6) OBP: 0.306, SLG: 0.222				1-0 F8					2-2 1B	4 0 1 0 0 0 0																										
Brian Meadows, R (1, 1) OBP: 0.115, SLG: 0.115 Brandon Kolb, R (3, 1) Carlos Reyes, S (5, 1) Al Martin, L (5, 7) OBP: 0.359, SLG: 0.515 Carlos Almanzar, R (6, 1)				0-1 G6-3		0-1 E6 HR			0-1 G3	1 0 0 0 0 0 0 1 1 0 0 0 0 0 0 0 0 0 0 0 0 2 0 1 0 0 0 1 0 0 0 0 0 0 0																										
Inning Stats	R: 2 E: 0 K: 1 S: 14	H: 1 LOB: 2 BB: 2 P: 32	R: 0 E: 0 K: 0 S: 9	H: 0 LOB: 1 BB: 0 P: 16	R: 0 E: 0 K: 0 S: 5	H: 1 LOB: 1 BB: 0 P: 10	R: 2 E: 1 K: 1 S: 8	H: 1 LOB: 0 BB: 0 P: 12	R: 2 E: 0 K: 0 S: 10	H: 2 LOB: 0 BB: 1 P: 18	R: 0 E: 0 K: 0 S: 6	H: 1 LOB: 1 BB: 1 P: 15	R: 0 E: 0 K: 1 S: 11	H: 0 LOB: 0 BB: 0 P: 16	R: 0 E: 0 K: 1 S: 9	H: 1 LOB: 1 BB: 0 P: 13	R: 2 E: 1 K: 3 S: 14	H: 1 LOB: 0 BB: 0 P: 21	1B: 3 2B: 2 3B: 1 HR: 2	SF: 1 SAC: 0 DP: 1 HBP: 2	WP: 0 PB: 0 SB: 0 CS: 1	PA: 41														
PITCHER	IP WLS BF H R ER SO BB IBB HBP BLK WP HR S P ERA WHIP																																			
Omar Daal, L (1, 1) ERA: 6.75	4.0		22	4	6	4	2	3	0	2	0	0	1	41	82	9.00	1.750																			
Mike Morgan, R (5, 1) ERA: 3.44	3.0	W	10	2	0	0	1	1	0	0	0	0	0	22	37	0.00	1.000																			
Vicente Padilla, R (8, 1) ERA: 0.89	1.0		4	1	0	0	1	0	0	0	0	0	0	9	13	0.00	1.000																			
Byung-Hyun Kim, R (9, 1) ERA: 2.1	1.0		5	1	2	1	3	0	0	0	0	0	1	14	21	9.00	1.000																			

San Diego Padres @ Arizona Diamondbacks
 Bank One Ballpark, Phoenix, AZ
 Wed Jun 21 2000, 10:05 PM EDT
 Att: 33,003 - Dome - 72 F

AB	34
R	8
H	8
RBI	8
BB	4
SO	7
LOB	14



Batter	1	2	3	4	5	6	7	8	9
Tony Womack, L OBP: 0.317, SLG: 0.438 (1, 6)	0-1 1B 3B	1-1 3B	0-0 FC4-6 1-2f		1-0 1B 1-3 2-H	2-2 F7		1-1 1B 1B	
Craig Counsell, L OBP: 0.429, SLG: 0.600 (1, 5)	3-1 P5	1-1 G6-3		4-0 BB	3-2 G5-3 1-2		4-1 BB 1B BB	2-1 1B 1-2	
Luis Gonzalez, L OBP: 0.402, SLG: 0.561 (1, 7)	1-0 1B E 1B 3-H	0-1 G1-3		0-1 E3 1-3		4-2 1B BB	0-1 F7	1-3 K	
Steve Finley, L OBP: 0.375, SLG: 0.588 (1, 8)	0-0 E 1B 1-3		4-2 HBP 1B BB	0-3 K		0-0 1B 1B 1-2	4-0 1B BB 1-2		
Greg Colbrunn, R OBP: 0.469, SLG: 0.590 Vicente Padilla, R Byung-Hyun Kim, R	1-0 E5 1B 1-2 3-H		1-0 1B G3-2-3 HBP	0-0 L4-3 1-2		1-3 K	2-0 FC4-6 1B 1-3 2-H		
Travis Lee, L OBP: 0.346, SLG: 0.456 (1, 9) (5, 3)	3-2 1B 1-3 2-H		2-2 G3-2-3 BB 1B 1-3 2-H		4-0 G6-4-3 BB	0-0 BB 1B FC6-4 1B 1-3 2-H	0-1 FC4-6		
Damian Miller, R OBP: 0.328, SLG: 0.484 (1, 2)	2-0 F7		4-0 G3-2-3 1B BB 1-2		2-0 G6-4-3	2-1 FC6-4 BB 1B 1-2 3-H		0-1 HR	
Hanley Frias, S OBP: 0.268, SLG: 0.226 (1, 4)	2-3 K		0-0 G3-2-3 1-2 2-3 3-Hf		4-0 1B BB	4-0 FC6-4 BB 1-2 2-3		2-0 F8	
Omar Daal, L OBP: 0.269, SLG: 0.280 Mike Morgan, R OBP: 0.250, SLG: 0.250 Danny Bautista, R OBP: 0.230, SLG: 0.380 Bernard Gilkey, R OBP: 0.185, SLG: 0.205 (7, PH)		0-0 G4-3	1-2 FC4-6 1B 2-H 3-H		0-1 1B 1-2	0-0 FC6-4 1-2f 2-3 3-H		0-0 G5-3	

Inning Stats	R: 3	H: 4	E: 1	K: 14	S: 14	LOB: 2	BB: 0	P: 26	R: 0	H: 1	E: 0	K: 0	S: 7	LOB: 1	BB: 0	P: 9	R: 3	H: 2	E: 0	K: 0	S: 14	LOB: 1	BB: 2	P: 26	R: 0	H: 0	E: 1	K: 1	S: 7	LOB: 1	BB: 1	P: 11	R: 1	H: 2	E: 0	K: 0	S: 8	LOB: 2	BB: 2	P: 22	R: 3	H: 3	E: 0	K: 1	S: 13	LOB: 2	BB: 2	P: 26	R: 0	H: 1	E: 0	K: 0	S: 6	LOB: 2	BB: 2	P: 16	R: 1	H: 3	E: 0	K: 1	S: 11	LOB: 2	BB: 0	P: 17
--------------	------	------	------	-------	-------	--------	-------	-------	------	------	------	------	------	--------	-------	------	------	------	------	------	-------	--------	-------	-------	------	------	------	------	------	--------	-------	-------	------	------	------	------	------	--------	-------	-------	------	------	------	------	-------	--------	-------	-------	------	------	------	------	------	--------	-------	-------	------	------	------	------	-------	--------	-------	-------

PITCHER		IP	WLS	BF	H	R	ER	SO	BB	IBB	HBP	BLK	WP	HR	S	P	ERA	WHIP
Brian Meadows, R ERA: 5.31	(1, 1)	2.0		16	6	6	5	1	2	0	0	0	0	0	30	55	22.50	4.000
Brandon Kolb, R ERA: 4.15	(3, 1)	2.0		8	1	1	1	1	2	0	0	0	0	12	21	4.50	1.500	
Carlos Reyes, R ERA: 5.79	(5, 1)	1.0	L	7	3	2	2	0	2	0	0	0	0	11	25	18.00	5.000	
Carlos Almanzar, R ERA: 4.74	(6, 1)	1.1		9	2	1	1	1	3	0	0	0	0	13	30	6.75	3.750	
Matt Whiteside, R ERA: 3.28	(7, 1)	1.2		8	4	1	1	1	0	0	0	0	0	14	22	5.40	2.400	

BOTTOM

6 1 4 1 0 0 3

4 0 1 0 2 0 4

5 2 1 1 1 1 5

3 3 2 0 2 1 2

2 0 0 0 0 0 3

0 0 0 0 0 0 0

0 0 0 0 0 0 0

4 2 3 3 1 0 2

4 2 2 2 1 0 3

3 1 0 0 2 1 5

2 0 1 2 0 0 0

1 0 0 0 0 1 2

3 0 1 1 0 0 2


1 0 1 0 0 0 0

1B: 13 SF: 0
2B: 1 SAC: 0
3B: 2 DP: 3
HR: 1 HBP: 1

WP: 0 PA: 48
PB: 0
SB: 1
CS: 0

San Diego Padres @ Arizona Diamondbacks
Bank One Ballpark, Phoenix, AZ

Wed Jun 21 2000, 10:05 PM EDT
Att: 33,003 - Dome - 72 F



PITCHER		IP	WLS	BF	H	R	ER	SO	BB	IBB	HBP	BLK	WP	HR	S	P	ERA	WHIP
---------	--	----	-----	----	---	---	----	----	----	-----	-----	-----	----	----	---	---	-----	------

Batter	1	2	3	4	5	6	7	8	9	10	AB R H RBI BB SO LOB	TOP												
Eric Owens, R OBP: 0.388, SLG: 0.440 (1, 9)	1-0 G4-3 S 1B		3-2 G1-4-3		0-1 1B 1B		2-0 F8		0-0 G6-4-3 1-2f	1-1 G4-3	6 0 2 0 0 0 3													
Al Martin, L OBP: 0.360, SLG: 0.510 (1, 7)	3-2 P4 1-2			2-0 G4-3	0-0 G4-6-3 1B		4-0 BB		2-2 G1-3		4 0 1 0 1 0 1													
Ryan Klesko, L OBP: 0.408, SLG: 0.638 Kevin Walker, L OBP: 0.250, SLG: 0.250 Trevor Hoffman, R (9, 1) Tony Gwynn, L OBP: 0.394, SLG: 0.441 29 Kory DeHaan, L OBP: 0.216, SLG: 0.250 Carlos Reyes, S (10, 1)	1-0 G4-3			1-2 HR	2-0 G4-6-3 1-2f		0-2 P5			1-0 F9 HR 2B	4 1 1 1 0 0 4 0 0 0 0 0 0 0 0 0 0 0 0 0 0 1 0 1 0 0 0 0 0 1 0 0 0 0 0 0 0 0 0 0 0 0													
Phil Nevin, R OBP: 0.340, SLG: 0.527 (1, 5)	2-1 L4			4-1 HR S BB		0-3 K		3-3 K		1-3 K	4 1 0 0 1 3 2													
Carlos Hernandez, R OBP: 0.320, SLG: 0.342 (1, 2)		3-0 L6		4-2 HR BB		1-0 F9		2-2 HR 2B		3-2 F9 2-3	4 2 1 0 1 0 1													
Bret Boone, R OBP: 0.317, SLG: 0.433 (1, 4)		2-3 K2-3		0-0 HR 1-H 2-H		2-0 HR		0-0 HR		4-0 HR IBB	4 4 3 6 1 1 0													
Ruben Rivera, R OBP: 0.335, SLG: 0.490 (1, 8)		0-1 P6		0-0 F7		1-0 2B		1-0 P4		1-0 HR 1-H 3-H	5 1 2 3 0 0 0													
16 Kevin Nicholson, S Matt Whiteside, R Dave Magadan, L OBP: 0.290, SLG: 0.226 (7, 3)			2-2 G3	1-2 F8		1-0 G6-3		1-1 G3		4-2 1B BB	3 0 0 0 0 0 1 0 0 0 0 0 0 0 1 0 0 0 1 0 0													
Adam Eaton, R OBP: 0.375, SLG: 0.429 Damian Jackson, R OBP: 0.367, SLG: 0.391 (6, 6)			1-3 K		2-1 F3		1-3 K		4-2 G6-4-3 BB	2-1 1B	2 0 0 0 0 1 0 2 0 1 0 1 1 0													
Inning Stats	R: 0 E: 0 K: 0 S: 8	H: 1 LOB: 1 BB: 0 P: 15	R: 0 E: 0 K: 1 S: 6	H: 0 LOB: 0 BB: 0 P: 11	R: 0 E: 0 K: 1 S: 9	H: 0 LOB: 0 BB: 0 P: 15	R: 4 E: 0 K: 0 S: 14	H: 2 LOB: 0 BB: 2 P: 26	R: 0 E: 0 K: 1 S: 6	H: 2 LOB: 1 BB: 0 P: 10	R: 1 E: 0 K: 1 S: 7	H: 2 LOB: 1 BB: 0 P: 12	R: 0 E: 0 K: 1 S: 7	H: 0 LOB: 1 BB: 1 P: 14	R: 2 E: 0 K: 1 S: 11	H: 2 LOB: 0 BB: 0 P: 18	R: 0 E: 0 K: 0 S: 6	H: 0 LOB: 0 BB: 1 P: 12	R: 3 E: 0 K: 1 S: 14	H: 3 LOB: 2 BB: 2 P: 31	1B: 4 2B: 3 3B: 0 HR: 5	SF: 0 SAC: 0 DP: 2 HBP: 0	WP: 0 PB: 0 SB: 2 CS: 0	PA: 46
PITCHER	IP WLS BF H R ER SO BB IBB HBP BLK WP HR S P ERA WHIP	IP WLS BF H R ER SO BB IBB HBP BLK WP HR S P ERA WHIP	IP WLS BF H R ER SO BB IBB HBP BLK WP HR S P ERA WHIP	IP WLS BF H R ER SO BB IBB HBP BLK WP HR S P ERA WHIP	IP WLS BF H R ER SO BB IBB HBP BLK WP HR S P ERA WHIP	IP WLS BF H R ER SO BB IBB HBP BLK WP HR S P ERA WHIP	IP WLS BF H R ER SO BB IBB HBP BLK WP HR S P ERA WHIP	IP WLS BF H R ER SO BB IBB HBP BLK WP HR S P ERA WHIP	IP WLS BF H R ER SO BB IBB HBP BLK WP HR S P ERA WHIP	IP WLS BF H R ER SO BB IBB HBP BLK WP HR S P ERA WHIP	IP WLS BF H R ER SO BB IBB HBP BLK WP HR S P ERA WHIP	IP WLS BF H R ER SO BB IBB HBP BLK WP HR S P ERA WHIP												
Rob Bell, R ERA: 5.28 (1, 1)	4.1																							
Elmer Dessens, R ERA: 5.52 (5, 1)	0.2																							
Manny Aybar, R ERA: 5.12 (6, 1)	1.0																							
Scott Sullivan, R ERA: 5.2 (7, 1)	2.0																							
Dennys Reyes, L ERA: 6.43 (9, 1)	1.0																							
Scott Williamson, R ERA: 3.27 (10, 1)	1.0																							

San Diego Padres @ Cincinnati Reds
Cinergy Field, Cincinnati, OH
Fri Jun 23 2000, 7:35 PM EDT
Att. 31,746 - Sunny - 89 F

livebaseballscorecards.com

AB 40
R 10
H 12
RBI 10
BB 6
SO 6
LOB 12



Batter	1	2	3	4	5	6	7	8	9	10	AB	R	H	RBI	BB	SO	LOB
Chris Stynes, R (1, 4) OBP: 0.463, SLG: 0.623 Pokey Reese, R (3, PR) OBP: 0.339, SLG: 0.399 (4, 4)	FC6-4 1B		1B E 1B		L6	CS	G6-3		2B 1B		2	0	2	0	0	0	0
Barry Larkin, R (1, 6) OBP: 0.382, SLG: 0.469	FC6-4 1B FC1-2		BB 1B		P6		CS 1B		K		5	0	2	0	0	1	4
Ken Griffey Jr., L (1, 8) OBP: 0.401, SLG: 0.547	FC1-2 1B		G4-6-3 BB		HR		K		2B		4	1	3	4	1	1	1
Dante Bichette, R (1, 9) OBP: 0.333, SLG: 0.470	FC1-2 1B		G4-6-3		K			F8	IBB		4	0	0	0	1	1	5
Dmitri Young, S (1, 7) OBP: 0.322, SLG: 0.427 Scott Williamson, R (10, 1)	F7		FC3-6 BB		2B 1B BB		G3	F8			3	1	0	0	2	0	4
Sean Casey, L (1, 3) OBP: 0.329, SLG: 0.353	L4-3 1B		FC3-6		K		G6-3		G3		5	0	1	0	0	1	2
Aaron Boone, R (1, 5) OBP: 0.356, SLG: 0.468	L4-3		P4		1B 2B			1B 1B	K		5	2	2	0	0	1	2
Benito Santiago, R (1, 2) OBP: 0.313, SLG: 0.388 Eddie Taubensee, L (9, PH) OBP: 0.345, SLG: 0.398 (10, 2)	G5-3		F8		P4			1B 2B 1B	G4-3		3	0	0	0	0	0	3
Rob Bell, R (1, 15) Elmer Dessens, R (1, 15) Hail Morris, L (1, 15) Manny Andino, R (1, 15) Michael Tucker, L (1, 15) Scott Sullivan, R (1, 15) Dionys Reyes, R (1, 15) Alex Cohan, R (1, 15)	K		HR		1B		CS 1B		F9		1	0	0	0	0	1	0

Inning Stats	R: 0	H: 2	E: 0	K: 0	S: 16	R: 0	H: 1	E: 0	K: 0	S: 6	R: 0	H: 2	E: 1	K: 1	S: 12	R: 0	H: 0	E: 0	K: 0	S: 6	R: 2	H: 2	E: 0	K: 1	S: 10	R: 2	H: 2	E: 0	K: 1	S: 11	R: 0	H: 1	E: 0	K: 1	S: 7	R: 0	H: 0	E: 0	K: 0	S: 9	R: 3	H: 4	E: 0	K: 1	S: 19	R: 0	H: 0	E: 0	K: 1	S: 6	1B: 11	SF: 0	2B: 4	SAC: 0	3B: 0	DP: 3	HR: 1	HBP: 0	WP: 0	PA: 45
--------------	------	------	------	------	-------	------	------	------	------	------	------	------	------	------	-------	------	------	------	------	------	------	------	------	------	-------	------	------	------	------	-------	------	------	------	------	------	------	------	------	------	------	------	------	------	------	-------	------	------	------	------	------	--------	-------	-------	--------	-------	-------	-------	--------	-------	--------

PITCHER	IP	WLS	BF	H	R	ER	SO	BB	IBB	HBP	BLK	WP	HR	S	P	ERA	WHIP
Adam Eaton, R (1, 1) ERA: 2.84	5.1		24	7	3	3	3	3	0	0	0	0	1	56	90	5.06	1.875
Matt Whiteside, R (6, 1) ERA: 3.51	1.0	H	5	3	1	1	0	0	0	0	0	0	0	8	14	9.00	3.000
Kevin Walker, L (7, 1) ERA: 4.35	1.2	H	4	0	0	0	1	0	0	0	0	0	0	13	22	0.00	0.000
Trevor Hoffman, R (9, 1) ERA: 3.34	1.0	W	8	4	3	3	1	0	1	0	0	0	0	19	33	27.00	4.000
Carlos Reyes, R (10, 1) ERA: 5.49	1.0	S	3	0	0	0	1	0	0	0	0	0	0	6	8	0.00	0.000

BOTTOM

San Diego Padres @ Cincinnati Reds
Cinergy Field, Cincinnati, OH

Fri Jun 23 2000, 7:35 PM EDT
Att: 31,746 - Sunny - 89 F

livebaseballscorecards.com

AB	40
R	7
H	14
RBI	7
BB	4
SO	6
LOB	24



Batter	1	2	3	4	5	6	7	8	9	AB R H RBI BB SO LOB	TOP													
Eric Owens, R (1, 9) OBP: 0.391, SLG: 0.446	0-1 FC6-4 1B	1-0 1-3 2-H 2B		2-0 FC6-4 BB 1B		1-1 F9		0-0 G4-3		5 0 3 1 0 0 1														
Damian Jackson, R (1, 7) OBP: 0.367, SLG: 0.387 Al Martin, L (6, PH) OBP: 0.361, SLG: 0.510 (6, 7)	0-0 FC6-4 1B 1-2f	0-0 G4-3		4-1 FC6-4 BB 1-2		2-0 1B		2-3 K		2 0 0 0 1 0 3 2 0 1 0 0 1 0														
Ed Sprague, R (1, 3) OBP: 0.349, SLG: 0.637	1-2 F7		1-0 F7	0-0 FC6-4 1-2f 2-3		1-3 K		1-1 P4		5 0 0 0 0 1 5														
Phil Nevin, R (1, 5) OBP: 0.341, SLG: 0.522	0-0 1B		0-1 G6-3		4-1 FC3-6 BB	2-2 G1-3		1-1 F2		4 0 1 0 1 0 2														
Bret Boone, R (1, 4) OBP: 0.319, SLG: 0.437	1-2 F9		2-1 2B		1-2 FC3-6 HR 1-2f		1-0 FC6-4 1B	0-2 F8		5 1 2 0 0 0 3														
Ruben Rivera, R (1, 8) OBP: 0.337, SLG: 0.507		0-0 F9	1-2 G5-3		1-0 HR		1-0 FC6-4 FC6-4 1-2f	0-0 16 1B 1B		5 2 2 2 0 0 2														
Wiki Gonzalez, R (1, 2) OBP: 0.345, SLG: 0.367		3-1 P5		3-1 F9	1-0 P5		1-2 FC6-4 16 1B 1-2f	0-0 16 1B 1B		5 0 1 0 0 0 1														
16 Kevin Nicholson, S (1, 6) OBP: 0.500, SLG: 0.857		4-1 WP 2B BB		2-1 HR	3-1 G5-3		0-0 1B	2-2 1-2 2-H 1B		4 2 3 2 1 0 0														
Matt Clement, R (1, 1) OBP: 0.161, SLG: 0.143 Carlos Hernandez, R (6, PH) OBP: 0.324, SLG: 0.346 Brandon Kolb, R (6, 1) Ryan Klesko, L (7, PH) OBP: 0.406, SLG: 0.635 Carlos Almanzar, R (7, 1) 29 Kory DeHaan, L (9, PH) OBP: 0.212, SLG: 0.245		4-2 2B BB		1-2 L4		3-2 1B 1B	1-1 G6-3	1-3 K		1 0 0 0 1 0 0 1 0 1 0 0 0 0 0 0 0 0 0 0 0 1 0 0 0 0 0 2 0 0 0 0 0 0 0 1 0 0 0 0 1 2														
Inning Stats	R: 0 E: 0 K: 0 S: 10	H: 2 LOB: 2 BB: 0 P: 12	R: 1 E: 0 K: 0 S: 11	H: 1 LOB: 2 BB: 2 P: 23	R: 0 E: 0 K: 0 S: 8	H: 1 LOB: 1 BB: 0 P: 12	R: 1 E: 0 K: 0 S: 10	H: 2 LOB: 2 BB: 1 P: 22	R: 2 E: 0 K: 0 S: 8	H: 1 LOB: 0 BB: 1 P: 18	R: 0 E: 0 K: 1 S: 14	H: 2 LOB: 2 BB: 0 P: 23	R: 0 E: 0 K: 0 S: 8	H: 2 LOB: 2 BB: 0 P: 12	R: 0 E: 0 K: 1 S: 11	H: 0 LOB: 0 BB: 0 P: 14	R: 1 E: 0 K: 1 S: 17	H: 3 LOB: 2 BB: 0 P: 21	1B: 10 2B: 2 3B: 0 HR: 2	SF: 0 SAC: 0 DP: 0 HBP: 0	WP: 1 PB: 0 SB: 0 CS: 0	PA: 45		
PITCHER Ron Villone, L (1, 1) ERA: 5.51 Elmer Dessens, R (6, 1) ERA: 5.14	IP 5.0	WLS W	BF 27	H 8	R 4	ER 4	SO 0	BB 4	IBB 0	HBP 0	BLK 0	WP 1	HR 2	S 51	P 94	ERA 7.20	WHIP 2.400							
PITCHER	IP	WLS	BF	H	R	ER	SO	BB	IBB	HBP	BLK	WP	HR	S	P	ERA	WHIP							

San Diego Padres @ Cincinnati Reds
Cinergy Field, Cincinnati, OH

Sat Jun 24 2000, 7:05 PM EDT
Att. 43,033 - Sunny - 79 F

AB	41
R	5
H	14
RBI	5
BB	4
SO	3
LOB	21



Batter	1	2	3	4	5	6	7	8	9
Pokey Reese, R OBP: 0.340, SLG: 0.400 (1, 4)	3-2 1B 1B	0-0 F7	0-3 K			1-2 1B 1B	2-2 F8		
Juan Castro, R OBP: 0.283, SLG: 0.429 (3, 4)									
Barry Larkin, R OBP: 0.396, SLG: 0.512 (1, 6)	1-0 1B 1-2 1B	1-0 PB BB 1B 1-3 2-H		0-1 HR		2-1 FC3-6 1B 1-2 E 1B	1-2 1-H HR		
Ken Griffey Jr., L OBP: 0.401, SLG: 0.542 (1, 8)	1-2 1B 1-2 2-H	4-1 PB BB 3B 1-2		1-2 G4-3		2-3 K	0-0 G3-1		
Dante Bichette, R OBP: 0.335, SLG: 0.469 (1, 9)	3-3 K 1-2 2-H 3-H	2-2 3B 1B 1-2 2-H 3-H		1-1 L1		0-0 FC3-6 1B 1-2 2-H	0-0 G5-3		
Dmitri Young, S OBP: 0.320, SLG: 0.431 (1, 7)	1-1 F7 1-1 2-H	0-1 3B 1-1 2-H		2-3 K		1-1 FC3-6 E 1-2 2-3	1-0 G6-3		
Sean Casey, L OBP: 0.330, SLG: 0.351 (1, 3)	0-1 F7	4-2 BB			2-1 G4-3	0-0 E3 1-3 3-H	1-0 1B		
Aaron Boone, R OBP: 0.356, SLG: 0.467 (1, 5)					1-0 1B	0-0 G5-3	1-3 K		
Eddie Taubensee, L OBP: 0.343, SLG: 0.391 (1, 2)		4-1 FC5 1B BB 1-2		1-0 G4-3		1-0 F7	2-0 F8		
Ron Villone, L OBP: 0.120, SLG: 0.160 (1, 1)		0-0 FC5 1B PB 1-2 2-3f		2-3 K		0-1 G6-3	0-1 HR 1B		
Elmer Dessens, R OBP: 0.333, SLG: 0.333 (6, 1)									

AB	R	H	RBI	BB	SO	LOB
2	1	1	0	0	0	2
3	1	1	0	0	1	1
5	4	5	4	0	0	0
4	1	1	1	1	1	2
5	1	2	2	0	1	2
5	0	1	2	0	1	4
4	0	1	0	1	0	3
5	0	2	0	0	2	5
3	1	0	0	1	0	1
3	1	0	0	0	1	3
1	1	1	0	0	0	0

Inning	R	H	E	K	S	P	IP	WLS	BF	H	R	ER	SO	BB	IBB	HBP	BLK	WP	HR	S	P	ERA	WHIP
1	1	3	0	1	15		5.0		27	9	7	7	5	3	0	0	0	0	1	56	93	12.60	2.400
2	5	4	0	1	18		5.0		24	7	7	7	5	3	0	0	0	0	1	14	20	9.00	3.000
3	0	0	0	2	7		0.0		0	0	0	0	0	0	0	0	0	0	1	17	25	9.00	1.500


BOTTOM

San Diego Padres @ Cincinnati Reds
Cinergy Field, Cincinnati, OH

Sat Jun 24 2000, 7:05 PM EDT
Att: 43,033 - Sunny - 79 F

AB	40
R	11
H	15
RBI	9
BB	3
SO	7
LOB	23

livebaseballscorecards.com



WP	0	PA	43
PB	1	SB	0
CS	0	1B	12
		2B	0
		3B	1
		HR	2
		SF	0
		SAC	0
		DP	0
		HBP	0

Batter	1	2	3	4	5	6	7	8	9	AB R H RBI BB SO LOB	TOP	
Eric Owens, R OBP: 0.395, SLG: 0.447 (1, 9) BB (9, 7)	4-1 1B G5-4-3 BB		1-2 1B BB	2-1 1B		0-2 F8			1-1 G5-3	4 2 2 0 1 0 0		
Al Martin, L OBP: 0.361, SLG: 0.508 29 Kory DeHaan, L OBP: 0.212, SLG: 0.245 (1, 7) F (9, 9)	0-1 G5-4-3 1-3 BB 1B		2-0 BB 1-3 SF8 1B	0-1 G3		0-0 F7			0-0 F4	5 1 2 0 0 0 1 0 0 0 0 0 0 0		
Ryan Klesko, L OBP: 0.408, SLG: 0.629 (1, 3) S BB F F F B	4-2 1-2 G5-4-3 BB		4-2 1-2 SF8 BB BB		0-0 F9			0-0 F8		2 1 0 0 2 0 0		
Phil Nevin, R OBP: 0.340, SLG: 0.517 (1, 5) S B X	1-1 G5-4-3 1-2f 2-3 3-H		4-1 1-2 2-3 3-H SF8 BB		1-3 K			2-2 F9		3 0 0 1 1 1 2		
Bret Boone, R OBP: 0.318, SLG: 0.439 (1, 4) C X	0-1 F7		2-1 1-2 2-3 3-H SF8		0-0 2B			1-2 L8		3 1 1 1 0 0 1		
Carlos Hernandez, R OBP: 0.322, SLG: 0.352 (1, 2)			1-2 3-H SF7		0-0 FC6-4 2-H 2B			2-3 K		3 0 1 2 0 2 0		
Ruben Rivera, R OBP: 0.341, SLG: 0.503 (1, 8)			1-0 F8		4-0 FC6-4 IBB			1-1 F8		3 0 1 0 1 0 1		
Damian Jackson, R OBP: 0.361, SLG: 0.381 Kevin Walker, L OBP: 0.250, SLG: 0.250 Trevor Hoffman, R (1, 6) (8, 1) (8, 1)			2-2 F7		1-1 FC6-4 1-2f 2-3			1-3 K		4 0 0 0 0 1 3 0 0 0 0 0 0 0 0 0 0 0 0 0 0		
Brian Tollberg, R 16 Kevin Nicholson, S OBP: 0.444, SLG: 0.750 (1, 1) (8, 6)			0-1 F9		0-0 G4-3			1-2 G4-3		3 0 0 0 0 0 1 1 0 0 0 0 0 0		
Inning Stats	R: 1 H: 1 E: 0 LOB: 1 K: 0 BB: 2 S: 11 P: 20	R: 0 H: 1 E: 0 LOB: 1 K: 1 BB: 0 S: 11 P: 16	R: 3 H: 2 E: 0 LOB: 1 K: 0 BB: 2 S: 15 P: 30	R: 0 H: 1 E: 0 LOB: 1 K: 0 BB: 0 S: 8 P: 12	R: 1 H: 2 E: 0 LOB: 2 K: 1 BB: 1 S: 8 P: 14	R: 0 H: 0 E: 0 LOB: 0 K: 0 BB: 0 S: 7 P: 8	R: 0 H: 0 E: 0 LOB: 0 K: 0 BB: 0 S: 12 P: 15	R: 0 H: 0 E: 0 LOB: 0 K: 2 BB: 0 S: 8 P: 12	R: 0 H: 0 E: 0 LOB: 0 K: 0 BB: 0 S: 6 P: 9	1B: 5 SF: 2 2B: 2 SAC: 0 3B: 0 DP: 1 HR: 0 HBP: 0	WP: 0 PA: 38 PB: 0 SB: 0 CS: 0	
PITCHER	IP WLS BF H R ER SO BB IBB HBP BLK WP HR S P ERA WHIP											
Oswaldo Fernandez, R ERA: 3.21 (1, 1)	5.0 L 26 7 5 5 2 4 1 0 0 0 0 0 53 92 9.00 2.200											
Manny Aybar, R ERA: 4.91 (6, 1)	2.0 6 0 0 0 0 0 0 0 0 0 0 0 19 23 0.00 0.000											
Scott Sullivan, R ERA: 5.09 (8, 1)	1.0 3 0 0 0 2 0 0 0 0 0 0 0 8 12 0.00 0.000											
Dennys Reyes, L ERA: 6.14 (9, 1)	1.0 3 0 0 0 0 0 0 0 0 0 0 0 6 9 0.00 0.000											

San Diego Padres @ Cincinnati Reds
Cinergy Field, Cincinnati, OH
Sun Jun 25 2000, 1:15 PM EDT
Att. 33,247 - Sunny - 81 F

AB	31
R	5
H	7
RBI	4
BB	5
SO	4
LOB	9



WP: 0	PA: 38
PB: 0	
SB: 0	
CS: 0	

PITCHER	IP	WLS	BF	H	R	ER	SO	BB	IBB	HBP	BLK	WP	HR	S	P	ERA	WHIP
Oswaldo Fernandez, R	5.0	L	26	7	5	5	2	4	1	0	0	0	0	53	92	9.00	2.200
Manny Aybar, R	2.0		6	0	0	0	0	0	0	0	0	0	0	19	23	0.00	0.000
Scott Sullivan, R	1.0		3	0	0	0	2	0	0	0	0	0	0	8	12	0.00	0.000
Dennys Reyes, L	1.0		3	0	0	0	0	0	0	0	0	0	0	6	9	0.00	0.000

Batter	1	2	3	4	5	6	7	8	9	AB R H RBI BB SO LOB	TOP				
Eric Owens, R OBP: 0.398, SLG: 0.448 (1, 9) (9, 7)	4-2 G4-6-3 BB	1-0 1B WP 2B 1B	1-1 F9			1-1 G6-3 1-2f			1-0 FC4-6 1B	4 1 2 1 1 0 2					
Ed Sprague, R OBP: 0.336, SLG: 0.615 Carlos Almanzar, R (1, 7) (9, 1)	2-1 F8	1-1 SF8		0-0 F9			1-0 F8		0-1 L5	4 0 0 1 0 0 3 0 0 0 0 0 0 0					
Ryan Klesko, L OBP: 0.403, SLG: 0.617 (1, 3)	0-0 G4-6-3 1-2f	3-1 1B 2B HBP		0-0 F8			0-1 G6-3		0-1 FC4-6 1-2f 3-H	4 1 0 1 0 0 2					
Phil Nevin, R OBP: 0.341, SLG: 0.513 (1, 5)		4-6 HR BB 3-2 2B 1B		2-2 F9			1-2 G4-3		1-2 L5	4 2 1 0 1 0 1					
Bret Boone, R OBP: 0.320, SLG: 0.455 (1, 4)		5-3 HR 5-2 2B				0-1 G5-3		2-1 G6-3		4 1 2 5 0 0 0					
Carlos Hernandez, R OBP: 0.321, SLG: 0.349 (1, 2)		1-6 1B 1-10 F8				3-2 F8		0-1 F8		4 1 1 0 0 0 1					
Ruben Rivera, R OBP: 0.350, SLG: 0.500 (1, 8)		4-0 S 16 1B 1-2 1B BB	4-0 16 G5-4-3 BB			1-1 G5-3		4-1 BB		1 1 0 0 3 0 0					
16 Kevin Nicholson, S OBP: 0.385, SLG: 0.583 (1, 6)		1-1 1B S SF8 1B 1-2 2-H	0-0 G5-4-3 1-2f			1-2 G5-3		3-2 F8		4 1 1 1 0 0 2					
Brian Meadows, R OBP: 0.172, SLG: 0.172 Matt Whiteside, R 29 Kory DeHaan, L OBP: 0.226, SLG: 0.245 (1, 1) (8, 1) (9, PH) (9, 9)		1-3 K 1-2 2-3	1-0 1B			0-0 G6-3 1B			4-1 1B FC4-6 BB	3 0 2 0 0 1 2 0 0 0 0 0 0 0 0 1 0 0 1 0 0					
Inning Stats	R: 0 E: 0 K: 0 S: 5 H: 0 LOB: 0 BB: 1 P: 11	R: 8 E: 0 K: 1 S: 20 H: 6 LOB: 1 BB: 2 P: 45	R: 0 E: 0 K: 0 S: 4 H: 1 LOB: 1 BB: 1 P: 10	R: 0 E: 0 K: 0 S: 6 H: 0 LOB: 0 BB: 0 P: 8	R: 0 E: 0 K: 0 S: 7 H: 0 LOB: 0 BB: 0 P: 11	R: 0 E: 0 K: 0 S: 6 H: 1 LOB: 0 BB: 0 P: 8	R: 0 E: 0 K: 0 S: 6 H: 0 LOB: 0 BB: 0 P: 8	R: 0 E: 0 K: 0 S: 9 H: 0 LOB: 1 BB: 1 P: 18	R: 1 E: 0 K: 0 S: 10 H: 1 LOB: 1 BB: 1 P: 16	1B: 7 2B: 1 3B: 0 HR: 1 SF: 1 SAC: 0 DP: 3 HBP: 1	WP: 1 PB: 0 SB: 2 CS: 0 PA: 40				
PITCHER	IP WLS BF H R ER SO BB IBB HBP BLK WP HR S P ERA WHIP														
Orel Hershiser, R ERA: 13.14 Carlos Perez, L ERA: 5.25 Onan Masaoka, L ERA: 3.21 Jeff Shaw, R ERA: 8.0	(1, 1) (2, 1) (7, 1) (9, 1)	1.2 4.1 2.0 1.0	L	14 14 7 5	6 2 0 1	8 0 0 1	8 0 0 1	1 0 0 1	3 0 0 1	0 0 0 0	0 0 0 0	0 0 15 10	24 39 26 16	54 0.00 0.00 9.00	5.400 0.692 0.500 2.000

San Diego Padres @ Los Angeles Dodgers
 Dodger Stadium, Los Angeles, CA
 Mon Jun 26 2000, 7:10 PM PDT
 Att. 26,417 - Sunny - 78 F

AB	32
R	9
H	9
RBI	9
BB	6
SO	1
LOB	13



WP: 1	PA: 40
PB: 0	
SB: 2	
CS: 0	

ERA	WHIP

BOTTOM

San Diego Padres @ Los Angeles Dodgers
Dodger Stadium, Los Angeles, CA
Tue Jun 27 2000, 7:10 PM PDT
Att: 41,897 - Sunny - 76 F

livebaseballscores.com

AB 38
R 5
H 10
RBI 5
BB 3
SO 1
LOB 12



WP: 0 PA: 41
PB: 0
SB: 0
CS: 0

AB R H RBI BB SO LOB

5	0	0	0	0	0	0
4	1	3	0	1	0	0
4	0	1	0	1	0	2
4	0	1	0	1	0	5
5	1	2	2	0	0	3
4	2	2	1	0	0	0
4	0	0	0	0	0	1
4	0	0	0	0	1	1
1	0	0	0	0	0	0
1	0	0	0	0	0	0
0	0	0	0	0	0	0
1	1	1	2	0	0	0
0	0	0	0	0	0	0
1	0	0	0	0	0	0
0	0	0	0	0	0	0

1B: 5 SF: 0
2B: 2 SAC: 0
3B: 0 DP: 1
HR: 3 HBP: 0

Batter	1	2	3	4	5	6	7	8	9	10
Todd Hollandsworth, L OBP: 0.306, SLG: 0.410	G4-3		G6-3			F9	P6			F2
Mark Grudzielanek, R OBP: 0.347, SLG: 0.410	BB			FC5-4 1B		BB 1B		G3		1B 2B
Gary Sheffield, R OBP: 0.450, SLG: 0.690	F8			FC5-4 1B		BB		G6-3		G5-3
Shawn Green, L OBP: 0.416, SLG: 0.540	F7			FC5-4 G6-4-3		G3-1		1B		1B IBB
Eric Karros, R OBP: 0.339, SLG: 0.551		P6		G6-4-3			HR	G6-3		1B
Todd Hundley, S OBP: 0.386, SLG: 0.677		F8			L6		HR 2B			HR
Adrian Beltré, R OBP: 0.315, SLG: 0.447		P3			F8		G5-3			F7
Kevin Elster, R OBP: 0.335, SLG: 0.467			P5		K		P4			F9
Eric Gagne, R OBP: 0.071, SLG: 0.071 F.P. Santangelo, S OBP: 0.307, SLG: 0.198 Antonio Osuna, R OBP: 0.425, SLG: 0.612 Dave Hansen, L OBP: 0.425, SLG: 0.612 Matt Herges, L OBP: 0.359, SLG: 0.254 Jim Leyritz, R OBP: 0.359, SLG: 0.254 Mike Fetters, R			G1-3			G4-3	HR			F3

Inning Stats	R: 0	H: 0	E: 0	K: 0	S: 9	R: 0	H: 0	E: 0	K: 0	S: 6	R: 0	H: 0	E: 0	K: 0	S: 6	R: 0	H: 2	E: 0	K: 0	S: 8	R: 0	H: 0	E: 0	K: 1	S: 10	R: 0	H: 1	E: 0	K: 0	S: 12	R: 3	H: 3	E: 0	K: 0	S: 17	R: 0	H: 1	E: 0	K: 0	S: 10	R: 0	H: 1	E: 0	K: 0	S: 10	R: 1	H: 1	E: 0	K: 0	S: 10	R: 1	H: 2	E: 0	K: 0	S: 8	R: 0	H: 2	E: 0	K: 0	S: 15	1B: 5	SF: 0	2B: 2	SAC: 0	3B: 0	DP: 1	HR: 3	HBP: 0	WP: 0	PA: 41
--------------	------	------	------	------	------	------	------	------	------	------	------	------	------	------	------	------	------	------	------	------	------	------	------	------	-------	------	------	------	------	-------	------	------	------	------	-------	------	------	------	------	-------	------	------	------	------	-------	------	------	------	------	-------	------	------	------	------	------	------	------	------	------	-------	-------	-------	-------	--------	-------	-------	-------	--------	-------	--------

PITCHER	IP	WLS	BF	H	R	ER	SO	BB	IBB	HBP	BLK	WP	HR	S	P	ERA	WHIP
Will Cunnane, R ERA: 5.31	(1, 1)	6.0	24	5	2	2	1	2	0	0	0	0	1	56	100	3.00	1.167
Carlos Reyes, R ERA: 5.48	(7, 1)	1.2	6	1	1	1	0	0	0	0	0	0	1	18	25	5.40	0.600
Kevin Walker, L ERA: 4.88	(8, 1)	0.0	1	1	0	0	0	0	0	0	0	0	0	2	4	∞	∞
Trevor Hoffman, R ERA: 3.34	(8, 1)	1.1	5	1	1	1	0	0	0	0	0	0	1	12	16	6.75	0.750
Matt Whiteside, R ERA: 3.67	(10, 1)	0.2	5	2	1	1	0	0	1	0	0	0	0	8	15	13.50	3.000

Batter	1	2	3	4	5	6	7	8	9	AB R H RBI BB SO LOB	TOP											
Eric Owens, R (1, 9) OBP: 0.395, SLG: 0.441	0-0 FC3-6 1B	0-1 E4		1-1 G4-3		4-2 1B BB		2-2 G1-3		4 0 1 0 1 0 1												
Al Martin, L (1, 7) OBP: 0.356, SLG: 0.496	1-0 FC3-6 2B 1B 1-2f	3-2 G4-3			2-1 1B SF9 1B	1-0 1B 1B			2-0 G4-3	5 2 2 1 0 0 2												
Ryan Klesko, L (1, 3) OBP: 0.407, SLG: 0.626	0-1 1B 2B		4-0 BB		1-0 1B	0-1 G4-3			2-1 G6-3	4 1 2 0 1 0 2												
Phil Nevin, R (1, 5) OBP: 0.343, SLG: 0.511	0-1 FC5-4 BB 1B 2-H 3-H		2-3 K		1-3 K			1-2 G1-3	2-2 G6-3	5 0 1 2 0 2 3												
Bret Boone, R (1, 4) OBP: 0.322, SLG: 0.450	4-2 FC5-4 BB 1-2		2-3 K		3-0 SF9			2-1 G4-3		2 0 0 1 1 1 1												
Carlos Hernandez, R (1, 2) OBP: 0.313, SLG: 0.335	0-0 FC5-4 1-2f 2-3		1-2 F9		1-0 G1-3			4-2 BB		3 0 0 0 1 0 4												
Ruben Rivera, R (1, 8) OBP: 0.346, SLG: 0.481	0-0 P4			4-0 CS BB		0-0 F7		3-3 K		3 0 0 0 1 1 3												
16 Kevin Nicholson, S (1, 6) OBP: 0.333, SLG: 0.421		1-3 K		2-3 K		2-3 K		2-3 K		4 0 0 0 0 4 1												
Adam Eaton, R (1, 1) OBP: 0.455, SLG: 0.375		2-3 K		4-2 BB		1-1 BB 1B HBP		2-2 G5-3		1 1 0 0 1 1 0												
Dave Magadan, L (8, PH) OBP: 0.286, SLG: 0.222										1 0 0 0 0 0 0												
Steve Montgomery, R (8, 1)										0 0 0 0 0 0 0												
Kevin Walker, L (9, 1) OBP: 0.250, SLG: 0.250										0 0 0 0 0 0 0												
Inning Stats	R: 2 E: 0 K: 0 S: 10	H: 3 LOB: 2 BB: 1 P: 15	R: 0 E: 1 K: 2 S: 11	H: 0 LOB: 1 BB: 0 P: 17	R: 0 E: 0 K: 2 S: 9	H: 0 LOB: 1 BB: 1 P: 18	R: 0 E: 0 K: 1 S: 7	H: 0 LOB: 1 BB: 2 P: 18	R: 1 E: 0 K: 1 S: 8	H: 2 LOB: 1 BB: 0 P: 16	R: 1 E: 0 K: 1 S: 11	H: 1 LOB: 2 BB: 1 P: 19	R: 0 E: 0 K: 1 S: 12	H: 0 LOB: 1 BB: 1 P: 22	R: 0 E: 0 K: 1 S: 9	H: 0 LOB: 0 BB: 0 P: 15	R: 0 E: 0 K: 0 S: 6	H: 0 LOB: 0 BB: 0 P: 12	1B: 5 2B: 1 3B: 0 HR: 0	SF: 1 SAC: 0 DP: 0 HBP: 1	WP: 0 PB: 0 SB: 0 CS: 1	PA: 40
PITCHER	IP WLS BF H R ER SO BB IBB HBP BLK WP HR S P ERA WHIP												PITCHER	IP WLS BF H R ER SO BB IBB HBP BLK WP HR S P ERA WHIP								
Chan Ho Park, R (1, 1) ERA: 4.17	7.0 0 34 6 4 4 8 6 0 1 0 0 0 68 125 5.14 1.714																					
Terry Adams, R (8, 1) ERA: 3.07	2.0 W 6 0 0 0 1 0 0 0 0 0 0 0 15 27 0.00 0.000																					

San Diego Padres @ Los Angeles Dodgers
 Dodger Stadium, Los Angeles, CA
 Wed Jun 28 2000, 7:05 PM PDT
 Att. 32,351 - Sunny - 76 F

AB	32
R	4
H	6
RBI	4
BB	6
SO	9
LOB	17



Batter	1	2	3	4	5	6	7	8	9	AB	R	H	RBI	BB	SO	LOB
Todd Hollandsworth, L (1, 8) OBP: 0.310, SLG: 0.425 Jim Leyritz, R (9, PH) OBP: 0.319, SLG: 0.267	2-1 G4-3		3-2 HR		4-0 1B BB		0-2 G3		1-2 1B	3	1	1	2	1	0	0
Mark Grudzielanek, R (1, 4) OBP: 0.346, SLG: 0.408	2-2 G4-3		0-2 G1-3		3-2 1B		0-0 P5			4	0	1	0	0	0	0
Gary Sheffield, R (1, 7) OBP: 0.444, SLG: 0.679	1-1 G6-3				1-2 F8		1-1 F9		1-1 P4	4	0	0	0	0	0	2
Shawn Green, L (1, 9) OBP: 0.414, SLG: 0.535		0-3 K			4-2 HR BB		1-2 P5		2-1 P6	3	1	0	0	1	1	0
Eric Karros, R (1, 3) OBP: 0.337, SLG: 0.557		1-3 K			2-1 HR		1-1 F7		0-0 F8	4	1	1	2	0	1	0
Adrián Beltré, R (1, 5) OBP: 0.318, SLG: 0.445		2-3 K			2-2 G1-4-3 1B		4-1 E S BB		0-1 F9	3	0	1	0	1	1	0
Chad Kreuter, S (1, 2) OBP: 0.463, SLG: 0.444 Shawn Gilbert, R (9, PR) OBP: 0.211, SLG: 0.353					0-0 S HR 1B		3-2 G1-4-3 1-2f		4-1 BB 1-3 BB	2	1	1	0	2	0	1
Alex Cora, L (1, 6) OBP: 0.339, SLG: 0.398					3-3 K		3-3 K		1-2 F9	4	0	1	0	0	2	3
Chan Ho Park, R (1, 1) OBP: 0.189, SLG: 0.243 F.P. Santangelo, S (7, PH) OBP: 0.305, SLG: 0.196 Terry Adams, R (8, 1) Todd Hundley, S (9, PH) OBP: 0.383, SLG: 0.672					1-0 F9		2-0 F3		0-0 G4-3	2	0	0	0	0	0	1
									3-1 F8	1	0	0	0	0	0	0

Inning Stats	R: 0	H: 0	E: 0	LOB: 0	K: 0	BB: 0	S: 8	P: 13	R: 0	H: 0	E: 0	LOB: 0	K: 3	BB: 0	S: 9	P: 12	R: 2	H: 2	E: 0	LOB: 0	K: 1	BB: 0	S: 14	P: 21	R: 2	H: 2	E: 0	LOB: 0	K: 0	BB: 1	S: 14	P: 26	R: 0	H: 1	E: 0	LOB: 2	K: 1	BB: 1	S: 10	P: 23	R: 0	H: 0	E: 0	LOB: 2	K: 0	BB: 2	S: 10	P: 21	R: 0	H: 0	E: 0	LOB: 0	K: 0	BB: 0	S: 5	P: 5	R: 0	H: 0	E: 0	LOB: 0	K: 0	BB: 0	S: 5	P: 8	R: 1	H: 2	E: 0	LOB: 2	K: 0	BB: 1	S: 8	P: 17	1B: 5	SF: 0	2B: 0	SAC: 0	3B: 0	DP: 1	HR: 2	HBP: 0	WP: 0	PA: 37
--------------	------	------	------	--------	------	-------	------	-------	------	------	------	--------	------	-------	------	-------	------	------	------	--------	------	-------	-------	-------	------	------	------	--------	------	-------	-------	-------	------	------	------	--------	------	-------	-------	-------	------	------	------	--------	------	-------	-------	-------	------	------	------	--------	------	-------	------	------	------	------	------	--------	------	-------	------	------	------	------	------	--------	------	-------	------	-------	-------	-------	-------	--------	-------	-------	-------	--------	-------	--------

PITCHER	IP	WLS	BF	H	R	ER	SO	BB	IBB	HBP	BLK	WP	HR	S	P	ERA	WHIP
Adam Eaton, R (1, 1) ERA: 3.26	7.0		29	5	4	4	5	4	0	0	0	0	2	70	121	5.14	1.286
Steve Montgomery, R (8, 1) ERA: 6.75	1.1	L	6	1	1	1	0	1	0	0	0	0	0	8	16	6.75	1.500
Kevin Walker, L (9, 1) ERA: 4.83	0.1		2	1	0	0	0	0	0	0	0	0	0	5	9	0.00	3.000

BOTTOM

San Diego Padres @ Los Angeles Dodgers
Dodger Stadium, Los Angeles, CA
 Wed Jun 28 2000, 7:05 PM PDT
 Att. 32,351 - Sunny - 76 F

AB	32
R	5
H	7
RBI	5
BB	5
SO	5
LOB	9



PITCHER	IP	WLS	BF	H	R	ER	SO	BB	IBB	HBP	BLK	WP	HR	S	P	ERA	WHIP
Adam Eaton, R (1, 1) ERA: 3.26	7.0		29	5	4	4	5	4	0	0	0	0	2	70	121	5.14	1.286
Steve Montgomery, R (8, 1) ERA: 6.75	1.1	L	6	1	1	1	0	1	0	0	0	0	0	8	16	6.75	1.500
Kevin Walker, L (9, 1) ERA: 4.83	0.1		2	1	0	0	0	0	0	0	0	0	0	5	9	0.00	3.000

Batter	1	2	3	4	5	6	7	8	9	AB R H RBI BB SO LOB	TOP											
Eric Owens, R (1, 9) OBP: 0.395, SLG: 0.438	2-2 G5-3		0-0 G4-3		4-0 BB		3-1 CS 1B		0-0 G1-3	4 0 1 0 1 0 0												
Al Martin, L (1, 7) OBP: 0.354, SLG: 0.492	0-0 1B		2-1 G3		1-0 G4-3		0-0 P4			4 0 1 0 0 0 2												
Ryan Klesko, L (1, 3) OBP: 0.405, SLG: 0.618	0-1 F8		1-0 F7			4-2 HR BB	3-2 P6			3 1 0 0 1 0 2												
Phil Nevin, R (1, 5) OBP: 0.345, SLG: 0.521	1-3 K			0-0 FC6-4 1B		2-2 1-H HR	0-0 CS	1-2 G5-3		4 1 2 2 0 1 1												
Bret Boone, R (1, 4) OBP: 0.324, SLG: 0.447		4-2 HR BB		1-3 K		0-2 G4-3		2-1 HBP		2 1 0 0 1 1 1												
Wiki Gonzalez, R (1, 2) OBP: 0.339, SLG: 0.388		1-0 1-H HR		2-3 K		1-2 G4-3		3-2 F7		4 1 1 2 0 1 2												
Ruben Rivera, R (1, 8) OBP: 0.344, SLG: 0.494		2-3 K		0-2 FC6-4 1-2f		1-2 HR		0-3 K		4 1 1 1 0 2 2												
16 Kevin Nicholson, S (1, 6) OBP: 0.320, SLG: 0.435		0-0 F7			3-3 K	0-1 2B			2-3 K	4 0 1 0 0 2 0												
Matt Clement, R (1, 1) OBP: 0.147, SLG: 0.129 Carlos Reyes, S (7, 1) OBP: 0.250, SLG: 0.250 Kevin Walker, L (7, 1) OBP: 0.250, SLG: 0.250 Matt Whiteside, R (8, 1) Dave Magadan, L (9, PH) Trevor Hoffman, R (9, 1)		2-2 G1-3			1-3 K	3-3 K			1-2 G3-1	3 0 0 0 0 0 2 1 0 1 0 0 0 0 0 0 0 0 0 0 0 0 0 0 0												
Inning Stats	R: 0 E: 0 K: 1 S: 10	H: 1 LOB: 1 BB: 0 P: 13	R: 2 E: 0 K: 1 S: 11	H: 1 LOB: 0 BB: 1 P: 20	R: 0 E: 0 K: 2 S: 4	H: 0 LOB: 0 BB: 0 P: 7	R: 0 E: 0 K: 2 S: 10	H: 1 LOB: 1 BB: 0 P: 13	R: 0 E: 0 K: 2 S: 8	H: 0 LOB: 1 BB: 1 P: 17	R: 3 E: 0 K: 1 S: 22	H: 3 LOB: 1 BB: 1 P: 33	R: 0 E: 0 K: 0 S: 7	H: 1 LOB: 0 BB: 0 P: 13	R: 0 E: 0 K: 1 S: 11	H: 0 LOB: 1 BB: 0 P: 17	R: 0 E: 0 K: 1 S: 7	H: 0 LOB: 0 BB: 0 P: 10	1B: 3 2B: 1 3B: 0 HR: 3	SF: 0 SAC: 0 DP: 0 HBP: 1	WP: 0 PB: 0 SB: 0 CS: 1	PA: 38
PITCHER	IP WLS BF H R ER SO BB IBB HBP BLK WP HR S P ERA WHIP																					
37 Darren Dreifort, R (1, 1) ERA: 4.94	6.0 L 27 6 5 5 7 3 0 0 0 0 0 3 65 103 7.50 1.500																					
Onan Masaoka, L (7, 1) ERA: 3.0	1.0 3 1 0 0 0 0 0 0 0 0 0 0 7 13 0.00 1.000																					
Matt Herges, R (8, 1) ERA: 3.38	1.0 4 0 0 0 1 0 0 0 1 0 0 0 11 17 0.00 0.000																					
Antonio Osuna, R (9, 1) ERA: 3.62	1.0 3 0 0 0 1 0 0 0 0 0 0 0 7 10 0.00 0.000																					

San Diego Padres @ Los Angeles Dodgers
Dodger Stadium, Los Angeles, CA
Thu Jun 29 2000, 6:10 PM PDT
Att. 50,171 - Sunny - 78 F

livebaseballscorecards.com

AB	33
R	5
H	7
RBI	5
BB	3
SO	9
LOB	11



Batter	1	2	3	4	5	6	7	8	9	AB	R	H	RBI	BB	SO	LOB						
Todd Hollandsworth, L (1, 8) OBP: 0.317, SLG: 0.424	4-0 CS BB		4-0 F8 1B SF7 BB		1-1 G5-4-3 2-H 1B		2-2 P5 1-2	0-3 K		3	1	1	1	2	1	3						
Mark Grudzielanek, R (1, 4) OBP: 0.346, SLG: 0.408	0-2 FC5-4 1-2 BB 1B		2-1 E S 1-2 1B		0-1 G5-4-3 1-2f		1-0 G5-3 1-2 3-H		0-1 L3	5	0	2	0	0	0	2						
Gary Sheffield, R (1, 7) OBP: 0.441, SLG: 0.669	1-3 K		1-1 F8 2-3		0-1 G6-3		4-1 1B BB		2-2 F9	4	0	0	0	1	1	3						
Shawn Green, L (1, 9) OBP: 0.417, SLG: 0.534	4-1 FC5-4 1-2 BB		0-1 SF7 3-H		3-2 G3-1		3-2 BB 1B		4-1 BB	2	0	1	2	2	0	0						
Eric Karros, R (1, 3) OBP: 0.338, SLG: 0.551	0-1 FC5-4 1-2f 2-3		2-3 K		4-2 BB		4-2 BB		1-3 K	3	0	0	0	2	2	4						
Todd Hundley, S (1, 2) OBP: 0.373, SLG: 0.652		3-3 K		3-3 K		2-1 F8		3-2 F3		4 0	0	0	0	2	4							
Adrian Beltré, R (1, 5) OBP: 0.317, SLG: 0.439		3-2 G5-3		3-3 K		3-1 G6-3		4-1 SH1-4 BB		3	0	0	0	1	1	1						
Alex Cora, L (1, 6) OBP: 0.347, SLG: 0.419		4-0 BB		1-2 G1-3		0-0 BLK 3B		1-0 SH1-4		2	1	1	0	1	0	0						
37 Darren Dreifort, R (1, 1) Onan Masaboka, R (7, 1) F.P. Santangelo, S (7, PH) Matt Herges, L (8, 1) Dave Hansen, L (8, PH) Antonio Osuna, R (9, 1)		2-3 K		0-0 WP 1B 2B		4-2 BLK 1B BB		2-3 K		2	1	1	0	0	1	1						
Inning Stats	R: 0 E: 0 K: 1 S: 10	H: 1 LOB: 2 BB: 2 P: 19	R: 0 E: 0 K: 2 S: 9	H: 0 LOB: 1 BB: 1 P: 21	R: 1 E: 0 K: 1 S: 12	H: 1 LOB: 1 BB: 1 P: 21	R: 0 E: 0 K: 2 S: 9	H: 0 LOB: 0 BB: 0 P: 16	R: 1 E: 0 K: 0 S: 7	H: 2 LOB: 0 BB: 0 P: 8	R: 0 E: 0 K: 0 S: 10	H: 0 LOB: 1 BB: 1 P: 22	R: 2 E: 0 K: 0 S: 18	H: 2 LOB: 3 BB: 3 P: 39	R: 0 E: 0 K: 2 S: 8	H: 0 LOB: 1 BB: 1 P: 15	R: 0 E: 0 K: 1 S: 11	H: 0 LOB: 1 BB: 1 P: 18	1B: 4 2B: 1 3B: 1 HR: 0	SF: 1 SAC: 1 DP: 1 HBP: 0	WP: 1 PB: 0 SB: 1 CS: 1	PA: 41

BOTTOM

San Diego Padres @ Los Angeles Dodgers
Dodger Stadium, Los Angeles, CA
 Thu Jun 29 2000, 6:10 PM PDT
 Att: 50,171 - Sunny - 78 F

livebaseballscores.com

AB	29
R	4
H	6
RBI	3
BB	10
SO	9
LOB	19



PITCHER	IP	WLS	BF	H	R	ER	SO	BB	IBB	HBP	BLK	WP	HR	S	P	ERA	WHIP
Matt Clement, R (1, 1) ERA: 5.24	6.0	W	27	5	4	4	6	6	0	0	0	1	0	60	114	6.00	1.833
Carlos Reyes, R (7, 1) ERA: 5.32	0.2	H	3	0	0	0	0	1	0	0	1	0	0	5	12	0.00	1.500
Kevin Walker, L (7, 1) ERA: 4.78	0.1	H	3	1	0	0	0	1	0	0	0	0	0	10	20	0.00	6.000
Matt Whiteside, R (8, 1) ERA: 3.54	1.0	H	4	0	0	0	2	1	0	0	0	0	0	8	15	0.00	1.000
Trevor Hoffman, R (9, 1) ERA: 3.24	1.0	S	4	0	0	0	1	1	0	0	0	0	0	11	18	0.00	1.000

Batter	1	2	3	4	5	6	7	8	9	AB	R	H	RBI	BB	SO	LOB
Eric Owens, R (1, 9) OBP: 0.390, SLG: 0.432	0-2 G3-1		0-0 G4-3		2-1 G6-3		1-3 K			4	0	0	0	0	1	1
Al Martin, L (1, 7) OBP: 0.353, SLG: 0.489	1-0 F7		0-1 F8			0-0 HR 1B	1-3 K			4	1	1	0	0	1	0
Ryan Klesko, L (1, 3) OBP: 0.410, SLG: 0.636	0-2 E CS 2B			4-1 S BB		3-2 HR 1-H		0-0 G5-3		3	1	2	2	1	0	0
Phil Nevin, R (1, 5) OBP: 0.341, SLG: 0.514	0-0 E6			1-3 K		2-3 K		1-3 K		4	0	0	0	0	3	2
Bret Boone, R (1, 4) OBP: 0.323, SLG: 0.444	2-2 CS 3-H	0-1 FC5-4 1B		1-3 K		0-3 K2-3		2-0 G6-3		4	0	1	0	0	2	1
Carlos Hernandez, R (1, 2) OBP: 0.316, SLG: 0.345		2-2 FC5-4 1-2f		3-3 K 1-2		1-1 HR 1B			0-1 2B	4	1	2	0	0	1	2
29 Kory DeHaan, L (9, PR) OBP: 0.226, SLG: 0.245										0	0	0	0	0	0	0
Ruben Rivera, R (1, 8) OBP: 0.347, SLG: 0.509		1-0 F8			1-0 FC6-4 HBP	1-2 HR		2-1 G5-3		3	1	1	2	0	0	2
Damian Jackson, R (1, 6) OBP: 0.357, SLG: 0.376			1-3 K		1-2 FC6-4 1-2f	3-2 G6-3		2-0 F7		3	0	0	0	0	1	2
Carlos Reyes, S (7, 1)										0	0	0	0	0	0	0
Wiki Gonzalez, R (9, PH) OBP: 0.336, SLG: 0.385										1	0	0	0	0	0	1
Brian Tollberg, R (1, 1)			0-3 K					1-1 F8		1	0	0	0	0	1	0
Dave Magadan, L (5, PH) OBP: 0.277, SLG: 0.214					1-3 K					1	0	0	0	0	1	1
Carlos Almanzar, R (6, 1)										0	0	0	0	0	0	0
16 Kevin Nicholson, S (7, 6) OBP: 0.296, SLG: 0.400										2	0	0	0	0	0	1

Inning Stats	R: 0	H: 1	E: 1	LOB: 1	K: 0	BB: 0	S: 11	P: 14	R: 0	H: 1	E: 0	LOB: 1	K: 1	BB: 0	S: 9	P: 13	R: 0	H: 0	E: 0	LOB: 0	K: 1	BB: 0	S: 6	P: 6	R: 0	H: 0	E: 0	LOB: 1	K: 3	BB: 1	S: 10	P: 19	R: 0	H: 0	E: 0	LOB: 1	K: 1	BB: 0	S: 8	P: 13	R: 4	H: 4	E: 0	LOB: 0	K: 2	BB: 0	S: 18	P: 28	R: 0	H: 0	E: 0	LOB: 0	K: 2	BB: 0	S: 8	P: 11	R: 0	H: 0	E: 0	LOB: 0	K: 1	BB: 0	S: 7	P: 12	R: 0	H: 1	E: 0	LOB: 1	K: 0	BB: 0	S: 7	P: 12	1B: 3	SF: 0	2B: 2	SAC: 0	3B: 0	DP: 0	HR: 2	HBP: 1	WP: 0	PA: 37
PITCHER	IP	WLS	BF	H	R	ER	SO	BB	IBB	HBP	BLK	WP	HR	S	P	ERA	WHIP																																																																	
Pedro Astacio, R (1, 1) ERA: 5.04	8.0	W	32	6	4	4	11	1	0	1	0	0	2	75	112	4.50	0.875																																																																	
Jose Jimenez, R (9, 1) ERA: 3.27	1.0	S	4	1	0	0	0	0	0	0	0	0	0	7	12	0.00	1.000																																																																	


BOTTOM

Colorado Rockies @ San Diego Padres
Qualcomm Stadium, San Diego, CA

Fri Jun 30 2000, 10:05 PM EDT
Att. 34,811 - Sunny - 72 F

livebaseballscorecards.com

AB	34
R	4
H	7
RBI	4
BB	1
SO	11
LOB	13



Batter	1	2	3	4	5	6	7	8	9	AB R H RBI BB SO LOB	TOP											
Tom Goodwin, L (1, 8) OBP: 0.402, SLG: 0.448	2-3 K			2-2 P4		1-2 G3		2-3 K		4 0 0 0 0 2 0												
3 Mike Lansing, R (1, 4) OBP: 0.341, SLG: 0.472	0-1 CS 1B			1-0 L5		1-2 2B		2-2 G6-3		4 0 2 0 0 0 0												
Larry Walker, L (1, 7) OBP: 0.428, SLG: 0.541	0-0 F5			2-1 F7		0-2 F8		0-0 F5		4 0 0 0 0 0 2												
Jeff Cirillo, R (1, 5) OBP: 0.445, SLG: 0.568	2-0 CS 1-2	0-2 F8			0-0 17 1B 2B		0-1 HR		1-3 K	4 2 2 1 0 1 0												
17 Todd Helton, L (1, 3) OBP: 0.485, SLG: 0.738			0-1 F7		2-2 G6-4-3 1B 2-H		2-1 BB 1B		1-1 WP 1B 2B	4 1 3 1 0 0 0												
Jeffrey Hammonds, R (1, 9) OBP: 0.445, SLG: 0.658			1-0 F8		0-0 G6-4-3		1-1 F8		2-3 K	4 0 0 0 0 1 3												
Brent Mayne, L (1, 2) OBP: 0.411, SLG: 0.472			1-0 G4-3		3-2 FC6-4 1B		4-2 1-2 BB		1-1 FC6-4 1B	3 0 2 1 1 0 0												
Neifi Perez, S (1, 6) OBP: 0.301, SLG: 0.415			0-1 F8		0-1 FC6-4		1-0 P6		2-1 FC6-4	4 0 0 0 0 0 4												
Rolando Arrojo, R (1, 1) OBP: 0.136, SLG: 0.192			0-0 G5-3			0-0 G5-3		3-3 K		1 0 0 0 0 0 0												
Angel Echevarria, R (8, PH)										1 0 0 0 0 0 0												
Julian Tavarez, L (6, 1)										0 0 0 0 0 0 0												
Darren Bragg, L (7, PH)										1 0 0 0 0 0 1 2												
Mike DeJean, R (7, 1)										0 0 0 0 0 0 0												
Mike Myers, L (7, 1)										0 0 0 0 0 0 0												
Stan Belinda, R (8, 1)										0 0 0 0 0 0 0												
Inning Stats	R: 0 E: 0 K: 1 S: 6	H: 1 LOB: 0 BB: 0 P: 10	R: 0 E: 0 K: 0 S: 6	H: 0 LOB: 0 BB: 0 P: 7	R: 0 E: 0 K: 0 S: 4	H: 0 LOB: 0 BB: 0 P: 5	R: 0 E: 0 K: 0 S: 7	H: 0 LOB: 0 BB: 0 P: 12	R: 1 E: 0 K: 0 S: 10	H: 3 LOB: 1 BB: 0 P: 15	R: 0 E: 0 K: 0 S: 10	H: 1 LOB: 1 BB: 0 P: 12	R: 1 E: 0 K: 1 S: 14	H: 2 LOB: 2 BB: 1 P: 25	R: 0 E: 0 K: 1 S: 7	H: 0 LOB: 0 BB: 0 P: 11	R: 1 E: 0 K: 2 S: 15	H: 2 LOB: 1 BB: 0 P: 22	1B: 5 2B: 3 3B: 0 HR: 1	SF: 0 SAC: 0 DP: 1 HBP: 0	WP: 1 PB: 0 SB: 0 CS: 1	PA: 36
PITCHER	IP WLS BF H R ER SO BB IBB HBP BLK WP HR S P ERA WHIP																					
Brian Meadows, R (1, 1) ERA: 5.01	6.1 W 25 7 2 2 1 1 0 0 0 0 1 53 78 2.84 1.263																					
Steve Montgomery, R (7, 1) ERA: 4.5	0.2 H 2 0 0 0 1 0 0 0 0 0 0 4 8 0.00 0.000																					
Kevin Walker, L (8, 1) ERA: 4.64	1.0 H 3 0 0 0 1 0 0 0 0 0 0 7 11 0.00 0.000																					
Trevor Hoffman, R (9, 1) ERA: 3.41	1.0 S 5 2 1 1 2 0 0 0 0 0 1 0 15 22 9.00 2.000																					

Colorado Rockies @ San Diego Padres
Qualcomm Stadium, San Diego, CA

AB	34
R	3
H	9
RBI	3
BB	1
SO	5
LOB	11



Sat Jul 01 2000, 10:05 PM EDT
Att. 34,941 - Sunny - 73 F

livebaseballscorecards.com

Batter	1	2	3	4	5	6	7	8	9
Eric Owens, R OBP: 0.388, SLG: 0.430 (1, 9) (8, 7)	G4-3		G6-3		E1 BLK BB HBP		L3 1B		
Al Martin, L OBP: 0.356, SLG: 0.489 Dusty Allen, R (7, PH) 29 Kory DeHaan, L OBP: 0.226, SLG: 0.245 (8, 9)	G6-3			E HR 1B	HBP BLK BB		L3 1-2		
Ryan Klesko, L OBP: 0.412, SLG: 0.646 (1, 3)	G4-3			K	HBP IBB			HR	
Phil Nevin, R OBP: 0.339, SLG: 0.508 (1, 5)		P3		F8	HBP			K	
Bret Boone, R OBP: 0.322, SLG: 0.452 (1, 4)		G6-3		HR	K			G3-1	
Carlos Hernandez, R OBP: 0.315, SLG: 0.343 (1, 2)				G5-3		K		K	
Ruben Rivera, R OBP: 0.347, SLG: 0.506 (1, 8)					F9				
16 Kevin Nicholson, S OBP: 0.300, SLG: 0.393 (1, 6)			G6-3		E SH3-4 BLK 1B		G6-3		
Brian Meadows, R OBP: 0.167, SLG: 0.167 Steve Montgomery, R (7, 1) Dave Magadan, L OBP: 0.273, SLG: 0.211 Kevin Walker, L OBP: 0.250, SLG: 0.250 Trevor Hoffman, R (9, 1)			K		SH3-4		F8		

Inning Stats	R: 0	H: 0	E: 0	K: 3	S: 3	LOB: 0	BB: 0	P: 4	R: 0	H: 1	E: 0	K: 11	S: 11	LOB: 1	BB: 0	P: 16	R: 0	H: 0	E: 0	K: 1	S: 8	LOB: 0	BB: 0	P: 14	R: 2	H: 2	E: 1	K: 1	S: 11	LOB: 0	BB: 0	P: 15	R: 2	H: 1	E: 1	K: 12	S: 12	LOB: 3	BB: 2	P: 23	R: 0	H: 1	E: 0	K: 1	S: 6	LOB: 0	BB: 0	P: 10	R: 0	H: 1	E: 0	K: 0	S: 4	LOB: 0	BB: 0	P: 9	R: 1	H: 1	E: 0	K: 2	S: 12	LOB: 0	BB: 0	P: 19
--------------	------	------	------	------	------	--------	-------	------	------	------	------	-------	-------	--------	-------	-------	------	------	------	------	------	--------	-------	-------	------	------	------	------	-------	--------	-------	-------	------	------	------	-------	-------	--------	-------	-------	------	------	------	------	------	--------	-------	-------	------	------	------	------	------	--------	-------	------	------	------	------	------	-------	--------	-------	-------

PITCHER	IP	WLS	BF	H	R	ER	SO	BB	IBB	HBP	BLK	WP	HR	S	P	ERA	WHIP
Rolando Arrojo, R ERA: 6.13 (1, 1)	5.0	L	23	4	4	2	4	1	1	1	1	0	0	45	72	3.60	1.000
Julian Tavarez, R ERA: 6.69 (6, 1)	1.0		3	1	0	0	1	0	0	0	0	0	0	6	10	0.00	1.000
Mike DeJean, R ERA: 3.96 (7, 1)	0.1		2	1	0	0	0	0	0	0	0	0	0	3	7	0.00	3.000
Mike Myers, L ERA: 0.49 (7, 1)	0.2		2	1	1	1	0	0	0	0	0	0	1	3	4	13.50	1.500
Stan Belinda, R ERA: 4.88 (8, 1)	1.0		3	0	0	0	2	0	0	0	0	0	0	10	17	0.00	0.000

BOTTOM

Colorado Rockies @ San Diego Padres
Qualcomm Stadium, San Diego, CA

Sat Jul 01 2000, 10:05 PM EDT
Att: 34,941 - Sunny - 73 F

AB	R	H	RBI	BB	SO	LOB
4	1	1	0	0	0	1
2	1	1	0	1	0	0
1	0	0	0	0	0	1
0	0	0	0	0	0	0
3	1	1	1	1	1	1
3	0	0	1	0	1	1
4	1	1	2	0	1	3
4	0	1	0	0	2	0
3	0	1	0	0	1	1
3	1	1	0	0	0	0
1	0	0	0	0	1	0
0	0	0	0	0	0	0
1	0	0	0	0	0	0
0	0	0	0	0	0	0
0	0	0	0	0	0	0

AB 29
R 5
H 7
RBI 4
BB 2
SO 7
LOB 8



WP	HR	S	P	ERA	WHIP
0	0	0	33	0.00	1.000
0	0	0	0	0.00	1.000
0	0	0	0	0.00	3.000
0	1	0	4	13.50	1.500
0	0	0	17	0.00	0.000

Batter	1	2	3	4	5	6	7	8	9	10	AB R H RBI BB SO LOB	TOP
Brian Hunter, R (1, 8) Gabe White, L (7, 1) Stan Belinda, R (8, 1) Mike DeJean, R (9, 1) Darren Bragg, L (10, PH) Jose Jimenez, R (10, 1) <small>OBP: 0.377, SLG: 0.325 OBP: 0.200, SLG: 0.800 OBP: 0.288, SLG: 0.344 OBP: 0.500, SLG: 0.500</small>	1-2 17 1B SF7 1B		0-0 G6-3		4-1 BB		1-1 P5			1-3 K	3 1 1 0 1 0 0 0 0 0 0 0 0 0 0 0 0 0 0 0 0 1 0 0 0 0 1 0 0 0 0 0 0 0 0	
3 Mike Lansing, R (1, 4) <small>OBP: 0.338, SLG: 0.468</small>	0-1 P6		0-3 K		0-0 F2		2-1 1B			0-1 E4 17 1B SF8	5 1 1 0 0 1 2	
17 Todd Helton, L (1, 3) <small>OBP: 0.483, SLG: 0.732</small>	3-2 1-3 1B		1-0 F8				1-1 G1-3			3-2 1-3 1B	5 0 2 0 0 0 1	
Jeff Cirillo, R (1, 5) <small>OBP: 0.422, SLG: 0.566</small>	1-0 SF7			2-3 K		0-1 2B FC5-2 1B		3-3 K		0-1 SF8	3 0 1 2 0 2 0	
Larry Walker, L (1, 7) <small>OBP: 0.423, SLG: 0.537</small>	3-1 G3			1-0 G5-3		2-1 FC5-2 1B 2B		0-3 K		1-2 G3	5 1 1 0 0 1 2	
Jeffrey Hammonds, R (1, 9) <small>OBP: 0.446, SLG: 0.655</small>			1-1 G6-3		2-1 1B	0-1 FC5-2 1B S		0-0 1B			4 0 2 0 0 0 2	
Neifi Perez, S (1, 6) <small>OBP: 0.304, SLG: 0.416</small>			1-1 FC6-4 1B		2-2 F8	2-2 3-H 1B			0-0 G3		4 0 2 1 0 0 1	
Scott Servais, R (1, 2) Brent Mayne, L (9, PH) <small>OBP: 0.288, SLG: 0.305 OBP: 0.409, SLG: 0.470</small>			1-2 FC6-4 FC4			1-2 G4-3	2-1 F9		1-0 F8		3 0 0 0 0 0 3 1 0 0 0 0 0 0	
Kevin Jarvis, L (1, 1) Tom Goodwin, L (7, PH) <small>OBP: 0.160, SLG: 0.130 OBP: 0.399, SLG: 0.444</small>			1-0 FC4			1-3 K		0-0 G4-3		2-3 K	2 0 0 0 0 1 1 2 0 0 0 0 1 0	
Inning Stats	R: 1 H: 2 E: 0 LOB: 1 K: 0 BB: 0 S: 14 P: 22	R: 0 H: 1 E: 0 LOB: 1 K: 0 BB: 0 S: 9 P: 13	R: 0 H: 0 E: 0 LOB: 0 K: 1 BB: 0 S: 5 P: 6	R: 0 H: 1 E: 0 LOB: 1 K: 1 BB: 0 S: 10 P: 17	R: 0 H: 0 E: 0 LOB: 1 K: 1 BB: 1 S: 8 P: 14	R: 1 H: 3 E: 0 LOB: 2 K: 0 BB: 0 S: 13 P: 20	R: 0 H: 1 E: 0 LOB: 1 K: 0 BB: 0 S: 7 P: 10	R: 0 H: 1 E: 0 LOB: 1 K: 2 BB: 0 S: 8 P: 11	R: 0 H: 0 E: 0 LOB: 0 K: 1 BB: 0 S: 5 P: 8	R: 1 H: 1 E: 1 LOB: 1 K: 1 BB: 0 S: 14 P: 19	1B: 9 SF: 2 2B: 1 SAC: 0 3B: 0 DP: 0 HR: 0 HBP: 0	WP: 0 PA: 41 PB: 0 SB: 1 CS: 0
PITCHER	IP WLS BF H R ER SO BB IBB HBP BLK WP HR S P ERA WHIP Woody Williams, R (1, 1) 8.0 33 9 2 2 5 1 0 0 0 0 0 0 74 113 2.25 1.250 Donne Wall, R (9, 1) 1.0 3 0 0 0 1 0 0 0 0 0 0 5 8 0.00 0.000 Trevor Hoffman, R (10, 1) 1.0 L 5 1 1 0 1 0 0 0 0 0 0 14 19 0.00 1.000											

Colorado Rockies @ San Diego Padres
 Qualcomm Stadium, San Diego, CA
 Sun Jul 02 2000, 7:05 PM EDT
 Att: 22,873 - Sunny - 75 F

livebaseballscorecards.com

AB	38
R	3
H	10
RBI	3
BB	1
SO	7
LOB	12



BOTTOM

Colorado Rockies @ San Diego Padres
Qualcomm Stadium, San Diego, CA

Sun Jul 02 2000, 7:05 PM EDT
Att: 22,873 - Sunny - 75 F

livebaseballscorecards.com

AB 36
R 2
H 7
RBI 2
BB 6
SO 6
LOB 22



WP: 1 PA: 42
PB: 0
SB: 0
CS: 0

AB R H RBI BB SO LOB

2 0 0 0 3 1 2

4 0 1 0 1 0 3

4 0 2 0 0 1 3

1 0 0 0 0 0 2

5 0 0 0 0 0 5

4 1 1 1 1 1 2

5 0 0 0 0 0 4

4 1 1 0 0 0 0

4 0 0 0 0 2 1

3 0 2 1 0 1 0

0 0 0 0 0 0 0

0 0 0 0 1 0 0

0 0 0 0 0 0 0

1B

1B

2B

BB

BB

G4-3

F9

F7

F7

1B

1B

BB

FC4-6

BB

FC5-4

FC5-4

P6

FC5-4

FC5-4

G4-3

F9

F7

F7

1B

1B

BB

FC5-4

BB

FC5-4

FC5-4

P6

FC5-4

FC5-4

G4-3

F9

F7

F7

1B

1B

BB

FC5-4

BB

FC5-4

FC5-4

P6

FC5-4

FC5-4

G4-3

F9

F7

F7

1B

1B

BB

FC5-4

BB

FC5-4

FC5-4

P6

FC5-4

FC5-4

G4-3

F9

F7

F7

1B

1B

BB

FC5-4

BB

FC5-4

FC5-4

P6

FC5-4

FC5-4

G4-3

F9

F7

F7

1B

1B

BB

FC5-4

BB

FC5-4

FC5-4

P6

FC5-4

FC5-4

G4-3

F9

F7

F7

1B

1B

BB

FC5-4

BB

FC5-4

FC5-4

P6

FC5-4

FC5-4

G4-3

F9

F7

F7

1B

1B

BB

FC5-4

BB

FC5-4

FC5-4

P6

FC5-4

FC5-4

G4-3

F9

F7

F7

1B

1B

BB

FC5-4

BB

FC5-4

FC5-4

P6

FC5-4

FC5-4

G4-3

F9

F7

F7

1B

1B

BB

FC5-4

BB

FC5-4

FC5-4

P6

FC5-4

FC5-4

G4-3

F9

F7

F7

1B

1B

BB

FC5-4

BB

FC5-4

FC5-4

P6

FC5-4

FC5-4

G4-3

F9

F7

F7

1B

1B

BB

FC5-4

BB

FC5-4

FC5-4

P6

FC5-4

FC5-4

G4-3

F9

F7

F7

1B

1B

BB

FC5-4

BB

FC5-4

FC5-4

P6

FC5-4

FC5-4

G4-3

F9

F7

F7

1B

1B

BB

FC5-4

BB

FC5-4

FC5-4

P6

FC5-4

FC5-4

G4-3

F9

F7

F7

1B

1B

BB

FC5-4

BB

FC5-4

FC5-4

P6

FC5-4

FC5-4

G4-3

F9

F7

F7

1B

1B

BB

FC5-4

BB

FC5-4

FC5-4

P6

FC5-4

FC5-4

G4-3

F9

F7

F7

1B

1B

BB

FC5-4

BB

FC5-4

FC5-4

P6

FC5-4

FC5-4

G4-3

F9

F7

F7

1B

1B

BB

FC5-4

BB

FC5-4

FC5-4

P6

FC5-4

FC5-4

G4-3

F9

F7

F7

1B

1B

BB

FC5-4

BB

FC5-4

FC5-4

P6

FC5-4

FC5-4

G4-3

F9

F7

F7

1B

1B

BB

FC5-4

BB

FC5-4

FC5-4

P6

FC5-4

FC5-4

G4-3

F9

F7

F7

1B

1B

BB

FC5-4

BB

FC5-4

FC5-4

P6

FC5-4

FC5-4

G4-3

F9

F7

F7

1B

1B

BB

FC5-4

BB

FC5-4

FC5-4

P6

FC5-4

Batter	1	2	3	4	5	6	7	8	9	AB R H RBI BB SO LOB	TOP										
Tom Goodwin, L (1, 8) OBP: 0.393, SLG: 0.435	2-3 K		0-0 B5-3	1-3 K			0-3 K		1-0 G6-3	5 0 0 0 0 3 3											
3 Mike Lansing, R (1, 4) OBP: 0.334, SLG: 0.462	2-3 K		2-3 K		0-0 F9		0-1 L6			4 0 0 0 0 2 0											
Jeff Cirillo, R (1, 5) OBP: 0.419, SLG: 0.560	4-1 17 1B BB		1-1 G6-3		1-1 F8			1-1 F9		3 0 0 0 1 0 0											
17 Todd Helton, L (1, 3) OBP: 0.489, SLG: 0.737	1-2 K			3-2 FC6-5 2B	4-1 FC6-4 BB			4-2 HR BB		2 1 2 0 2 0 0											
Jeffrey Hammonds, R (1, 9) OBP: 0.443, SLG: 0.662	3-3 K			2-1 FC6-5 1B E	2-2 FC6-4			1-2 HR		4 2 1 2 0 1 4											
Darren Bragg, L (1, 7) OBP: 0.262, SLG: 0.341			3-3 K	1-0 E BB 1B		1-3 K		0-1 G6-3		4 0 1 0 0 2 0											
Brent Mayne, L (1, 2) OBP: 0.406, SLG: 0.461			1-3 K	4-1 E BB		2-2 G1-3		3-2 G4-3		3 0 0 0 1 1 0											
Neifi Perez, S (1, 6) OBP: 0.303, SLG: 0.412			4-2 BB	0-0 E4		1-3 K		1-1 G4-3		3 0 0 1 1 1 2											
Brian Bohanon, L (1, 1) Angel Echevarria, R (9, PH) Jose Jimenez, R (9, 1) OBP: 0.500, SLG: 0.500			1-3 K	2-2 P6		0-1 F9		2-2 L9		3 0 0 0 0 1 4 1 0 0 0 0 0 0 0 0 0 0 0 0 0											
Inning Stats	R: 0 E: 0 K: 3 S: 16	H: 1 LOB: 2 BB: 1 P: 28	R: 0 E: 0 K: 3 S: 13	H: 0 LOB: 1 BB: 1 P: 22	R: 0 E: 0 K: 1 S: 6	H: 0 LOB: 0 BB: 0 P: 9	R: 1 E: 1 K: 1 S: 14	H: 2 LOB: 3 BB: 1 P: 27	R: 0 E: 0 K: 0 S: 7	H: 0 LOB: 1 BB: 1 P: 14	R: 0 E: 0 K: 2 S: 12	H: 0 LOB: 0 BB: 0 P: 16	R: 0 E: 0 K: 1 S: 7	H: 0 LOB: 0 BB: 0 P: 7	R: 2 E: 0 K: 0 S: 13	H: 1 LOB: 0 BB: 1 P: 22	R: 0 E: 0 K: 0 S: 7	H: 0 LOB: 0 BB: 0 P: 11	1B: 2 2B: 1 3B: 0 HR: 1	SF: 0 SAC: 0 DP: 0 HBP: 0	WP: 0 PA: 37 PB: 0 SB: 0 CS: 0
PITCHER	IP WLS BF H R ER SO BB IBB HBP BLK WP HR S P ERA WHIP																				
Adam Eaton, R (1, 1) ERA: 3.02	6.0		26	3	1	1	10	4	0	0	0	0	0	0	68	116	1.50	1.167			
Steve Montgomery, R (7, 1) ERA: 5.4	1.1	L	6	1	2	1	1	1	0	0	0	0	0	1	15	21	6.75	1.500			
Kevin Walker, L (8, 1) ERA: 4.54	0.2		2	0	0	0	0	0	0	0	0	0	0	5	8	0.00	0.000				
Will Cunnane, R (9, 1) ERA: 5.06	1.0		3	0	0	0	0	0	0	0	0	0	0	7	11	0.00	0.000				

Colorado Rockies @ San Diego Padres
Qualcomm Stadium, San Diego, CA
Mon Jul 03 2000, 9:05 PM EDT
Att. 31,717 - Sunny - 72 F

livebaseballscorecards.com

AB	32
R	3
H	4
RBI	3
BB	5
SO	11
LOB	13



Batter	1	2	3	4	5	6	7	8	9	AB	R	H	RBI	BB	SO	LOB
Al Martin, L (1, 7) OBP: 0.352, SLG: 0.479	2-3 K		3-3 K		1-3 K		3-2 G4-3			4	0	0	0	0	3	2
29 Kory DeHaan, L (1, 9) OBP: 0.246, SLG: 0.264	1-1 G1-3			0-0 G3 WP 1B	0-1 E9 SF7 1B		3-3 K			4	2	2	0	0	1	0
Ryan Klesko, L (1, 3) OBP: 0.415, SLG: 0.655	2-3 K2-3			4-2 G3 1B BB	0-0 SF7			1-0 HR		2	2	1	2	1	1	0
Dave Magadan, L (1, 5) OBP: 0.296, SLG: 0.217		4-2 G6-4-3 BB		1-1 G3	3-2 G5-3			2-2 1B		3	0	1	0	1	0	2
Bret Boone, R (1, 4) OBP: 0.322, SLG: 0.458		1-2 G6-4-3		0-0 G3 WP 2B 1B		2-1 G4-3 SF7 2B		0-2 F8		4	2	2	2	0	0	2
Wiki Gonzalez, R (1, 2) OBP: 0.310, SLG: 0.351		1-3 K		0-2 G3		1-1 G4-3		3-1 F8		4	0	0	0	0	1	3
Ruben Rivera, R (1, 8) OBP: 0.341, SLG: 0.503			3-1 K	3-0 K		0-0 SF7		0-3 K		3	0	2	2	0	1	1
Damian Jackson, R (1, 6) OBP: 0.352, SLG: 0.369			1-3 K	1-1 L4		3-H K				3	0	0	0	0	2	2
Matt Clement, R (1, 1) OBP: 0.162, SLG: 0.147 Donne Wall, R (9, 1)			0-3 K		0-0 29 1B E		3-2 G6-3			3	1	1	0	0	1	1
										0	0	0	0	0	0	0

Inning Stats	R: 0	H: 0	E: 0	K: 2	S: 9	LOB: 0	BB: 0	P: 14	R: 0	H: 0	E: 0	K: 1	S: 9	LOB: 0	BB: 1	P: 15	R: 0	H: 1	E: 0	K: 3	S: 11	LOB: 1	BB: 0	P: 18	R: 3	H: 3	E: 0	K: 0	S: 14	LOB: 1	BB: 1	P: 23	R: 2	H: 2	E: 1	K: 1	S: 10	LOB: 0	BB: 0	P: 14	R: 1	H: 1	E: 0	K: 1	S: 8	LOB: 0	BB: 0	P: 12	R: 0	H: 0	E: 0	K: 1	S: 13	LOB: 0	BB: 0	P: 22	R: 1	H: 2	E: 0	K: 1	S: 13	LOB: 1	BB: 0	P: 19
1B: 5	SF: 2	2B: 3	SAC: 0	3B: 0	DP: 1	HR: 1	HBP: 0	WP: 2	PA: 34	1B: 5	SF: 2	2B: 3	SAC: 0	3B: 0	DP: 1	HR: 1	HBP: 0	WP: 2	PA: 34	1B: 5	SF: 2	2B: 3	SAC: 0	3B: 0	DP: 1	HR: 1	HBP: 0	WP: 2	PA: 34																																			

PITCHER	IP	WLS	BF	H	R	ER	SO	BB	IBB	HBP	BLK	WP	HR	S	P	ERA	WHIP
Chan Ho Park, R (1, 1) ERA: 4.34	6.0	L	26	7	6	5	8	2	0	0	0	2	0	61	96	7.50	1.500
Onan Masaoka, L (7, 1) ERA: 2.81	1.0		3	0	0	0	1	0	0	0	0	0	0	13	22	0.00	0.000
Matt Herges, R (8, 1) ERA: 3.42	1.0		5	2	1	1	1	0	0	0	0	0	1	13	19	9.00	2.000

Los Angeles Dodgers @ San Diego Padres
Qualcomm Stadium, San Diego, CA
 Tue Jul 04 2000, 9:05 PM EDT
 Att: 51,285 - Sunny - 71 F

AB	30
R	7
H	9
RBI	6
BB	2
SO	10
LOB	13

livebaseballscorecards.com



Batter	1	2	3	4	5	6	7	8	9	AB R H RBI BB SO LOB	TOP																								
Mike Metcalfe, S (1, 8) Todd Hollandsworth, L (9, PH) OBP: 0.312, SLG: 0.401	3-2 F8		1-0 P6		1-2 G4-3		1-1 G5-3		4-1 CS BB	4 0 0 0 0 0 0 0 0 0 0 1 0 0																									
Mark Grudzielanek, R (1, 4) OBP: 0.351, SLG: 0.420	1-1 1B		2-1 1B		1-1 HR		1-2 G1-3		1-3 K	5 1 3 1 0 1 1																									
Gary Sheffield, R (1, 7) OBP: 0.444, SLG: 0.672	1-0 F8		2-2 1B		0-1 F2		0-0 G1-3			4 0 1 0 0 0 1																									
Shawn Green, L (1, 9) OBP: 0.416, SLG: 0.518	2-2 G4-3		2-2 F9			4-0 S HR BB		0-0 HR 1B		3 2 1 0 1 0 3																									
Eric Karros, R (1, 3) OBP: 0.346, SLG: 0.550		3-1 CS 1B 1B		0-1 F8		4-2 HR BB		2-2 1-H HR		3 2 2 2 1 0 0																									
Todd Hundley, S (1, 2) OBP: 0.395, SLG: 0.699		2-2 F9		4-2 G5-4-3 BB		1-0 1-H 2-H HR		2-1 G6-4-3 1B		3 1 2 3 1 0 1																									
Adrian Beltré, R (1, 5) OBP: 0.309, SLG: 0.416		2-2 SAFE F9		0-0 G5-4-3		2-2 F8		0-0 G6-4-3		4 0 0 0 0 0 3																									
Alex Cora, L (1, 6) OBP: 0.341, SLG: 0.412		2-2 2-H 1B		1-2 1-2f		0-3 K		0-2 F9		4 0 1 0 0 1 0																									
37 Darren Dreifort, R (1, 1) OBP: 0.156, SLG: 0.344 F.P. Santangelo, S (6, PH) OBP: 0.314, SLG: 0.216 Antonio Osuna, R (6, 1) Terry Adams, R (8, 1) Dave Hansen, L (9, PH) OBP: 0.424, SLG: 0.597 Mike Fetters, R (9, 1)			2-3 K		0-0 HR		2-3 K		3-2 G4-3	2 1 1 1 0 1 0 1 0 0 0 0 1 0 0 0 0 0 0 0 0 0 0 0 0 0 0 0 1 0 0 0 0 0 0 0 0 0 0 0 0 0																									
Inning Stats	R: 0 E: 0 K: 0 S: 9	H: 1 LOB: 1 BB: 0 P: 16	R: 0 E: 0 K: 0 S: 12	H: 2 LOB: 2 BB: 0 P: 21	R: 0 E: 0 K: 1 S: 12	H: 0 LOB: 0 BB: 1 P: 12	R: 2 E: 0 K: 0 S: 10	H: 2 LOB: 0 BB: 0 P: 14	R: 3 E: 0 K: 2 S: 12	H: 1 LOB: 0 BB: 2 P: 25	R: 0 E: 0 K: 0 S: 6	H: 0 LOB: 0 BB: 0 P: 8	R: 2 E: 0 K: 0 S: 11	H: 3 LOB: 0 BB: 0 P: 15	R: 0 E: 0 K: 1 S: 7	H: 0 LOB: 0 BB: 1 P: 15	1B: 7 2B: 0 3B: 0 HR: 4	SF: 0 SAC: 0 DP: 2 HBP: 0	WP: 0 PB: 0 SB: 1 CS: 2	PA: 38															
PITCHER	IP WLS BF H R ER SO BB IBB HBP BLK WP HR S P ERA WHIP																																		
Brian Tollberg, R (1, 1) ERA: 3.33	5.0		7	3	3	1	2	0	0	0	0	2	51	88	5.40	1.800																			
Carlos Reyes, R (6, 1) ERA: 5.33	1.0	B	5	1	2	2	1	0	0	0	0	1	12	21	18.00	2.000																			
Matt Whiteside, R (7, 1) ERA: 3.9	2.0	L	8	3	2	0	0	0	0	0	0	1	17	23	9.00	1.500																			
Will Cunnane, R (9, 1) ERA: 4.84	1.0		3	0	0	0	1	1	0	0	0	0	7	15	0.00	1.000																			

Los Angeles Dodgers @ San Diego Padres
Qualcomm Stadium, San Diego, CA
Wed Jul 05 2000, 10:05 PM EDT
Att. 27,002 - Sunny - 72 F

AB	34
R	7
H	11
RBI	7
BB	4
SO	4
LOB	9



BOTTOM

Los Angeles Dodgers @ San Diego Padres
Qualcomm Stadium, San Diego, CA

AB 37
R 5
H 11
RBI 4
BB 2
SO 14
LOB 19



WP: 0 PA: 40
PB: 0
SB: 3
CS: 0

ERA 9.00 WHIP 2.200
ERA 5.14
ERA 3.24
ERA 3.0
ERA 2.53

Wed Jul 05 2000, 10:05 PM EDT
Att. 27,002 - Sunny - 72 F

AB R H RBI BB SO LOB

5 1 2 0 0 2 2

5 2 3 2 0 1 1

5 1 1 2 0 2 3

5 0 1 0 0 3 1

3 0 1 0 1 2 1

1 0 1 0 1 0 0

2 0 0 0 0 2 3

4 0 1 0 0 1 4

4 1 1 0 0 1 4

1B: 8 SF: 0
2B: 2 SAC: 1
3B: 0 DP: 1
HR: 1 HBP: 0

Batter	1	2	3	4	5	6	7	8	9
Al Martin, L OBP: 0.353, SLG: 0.481 (1, 7)	0-0 2B 1B	1-0 G4-3		0-3 K		1-1 29 F8 2B		0-3 K	
29 Kory DeHaan, L OBP: 0.274, SLG: 0.345 (1, 9)	1-1 2B 1B	0-0 G4-6-3 1B		0-1 HR		2-2 F8 2-3		1-3 K	
Ryan Klesko, L OBP: 0.412, SLG: 0.650 (1, 3)	2-2 G4-3 S 2B	0-2 G4-6-3		1-3 K		2-3 K		2-2 G3	
Phil Nevin, R OBP: 0.334, SLG: 0.503 (1, 5)	0-0 G4-3 2-3		2-3 K		2-2 G3-1 1B 1B		3-3 K	0-3 K	
Bret Boone, R OBP: 0.325, SLG: 0.457 (1, 4)	3-3 K		2-3 K		0-0 G3-1 1B 1-2		4-2 S BB		
Carlos Hernandez, R OBP: 0.320, SLG: 0.341 (1, 2)	4-2 S BB		0-0 1B 1B		0-3 K		2-3 K 1-2		
Wiki Gonzalez, R OBP: 0.305, SLG: 0.345 (4, 2)									
Ruben Rivera, R OBP: 0.340, SLG: 0.497 (1, 8)	0-3 K 1-2 3-H		3-1 1B 1-2		3-2 G3-1 1-2 2-3		2-2 F7		
16 Kevin Nicholson, S OBP: 0.268, SLG: 0.333 (1, 6)		3-2 G4-3 SH 29 1B 1B	0-1 F5		0-3 K		2-2 F7		
Brian Tollberg, R (1, 1)		0-0 SH 29 1B G4-3		1-1 G3		0-2 F2		1-0 G3-1	
Carlos Reyes, S (6, 1)									
Dusty Allen, R (6, PH)									
Matt Whiteside, R (7, 1)									
Dave Magadan, L (8, PH)									
Will Cunnane, R (9, 1)									

Inning Stats	R: 3	H: 3	E: 0	K: 2	S: 18	H: 3	LOB: 1	BB: 1	P: 28	R: 1	H: 2	E: 1	K: 0	S: 11	R: 0	H: 2	E: 0	K: 2	S: 11	R: 1	H: 1	E: 0	K: 2	S: 10	R: 0	H: 2	E: 0	K: 2	S: 14	R: 0	H: 1	E: 0	K: 1	S: 12	R: 0	H: 0	E: 0	K: 2	S: 13	R: 0	H: 0	E: 0	K: 1	S: 7	R: 0	H: 0	E: 0	K: 2	S: 10	1B: 8	SF: 0	2B: 2	SAC: 1	3B: 0	DP: 1	HR: 1	HBP: 0	WP: 0	PA: 40	PB: 0	SB: 3	CS: 0
--------------	------	------	------	------	-------	------	--------	-------	-------	------	------	------	------	-------	------	------	------	------	-------	------	------	------	------	-------	------	------	------	------	-------	------	------	------	------	-------	------	------	------	------	-------	------	------	------	------	------	------	------	------	------	-------	-------	-------	-------	--------	-------	-------	-------	--------	-------	--------	-------	-------	-------

PITCHER	IP	WLS	BF	H	R	ER	SO	BB	IBB	HBP	BLK	WP	HR	S	P	ERA	WHIP
37 Darren Dreifort, R (1, 1)	5.0		26	10	5	5	8	1	0	0	0	0	1	64	92	9.00	2.200
Antonio Osuna, R (6, 1)	2.0	W	8	1	0	0	3	1	0	0	0	0	0	25	41	0.00	1.000
Terry Adams, R (8, 1)	1.0	H	3	0	0	0	1	0	0	0	0	0	0	7	10	0.00	0.000
Mike Fetters, R (9, 1)	1.0	S	3	0	0	0	2	0	0	0	0	0	0	10	13	0.00	0.000

Batter	1	2	3	4	5	6	7	8	9	AB	R	H	RBI	BB	SO	LOB	TOP										
Todd Hollandsworth, L OBP: 0.314, SLG: 0.398 (1, 8)	1-0 F8-2-3 1B		1-2 G6-3	1-2 F8		0-3 K		4-0 2B E BB		4	1	1	0	1	1	2											
Mark Grudzielanek, R OBP: 0.352, SLG: 0.422 (1, 4)	0-1 F7		2-2 E 1B		0-1 G6-3	1-1 F8		2-1 E 2B		5	1	2	1	0	0	2											
Gary Sheffield, R OBP: 0.441, SLG: 0.663 Onan Masaoka, R Matt Herges, L (1, 7) (9, 1) (9, 1)	2-2 F8-2-3 1-2		2-1 E5 1-3		0-1 G6-3		3-3 K	4-0 E IBB		4	1	0	0	1	1	2											
Shawn Green, L OBP: 0.416, SLG: 0.529 (1, 9)		0-0 1B 2B	2-2 P6		0-0 HR		1-0 L3	3-2 E7 1-H 2-H 3-H		5	2	2	1	0	0	2											
Eric Karros, R OBP: 0.349, SLG: 0.549 (1, 3)		2-2 F7		3-2 HR 1B	3-2 1B 1B		4-2 FC6-4 BB	1-2 F9		4	1	2	0	1	0	2											
Todd Hundley, S OBP: 0.401, SLG: 0.715 (1, 2)		2-1 F7 1B 2-H		0-0 F8 1B	3-2 1B		2-2 FC6-4 1-2f		0-0 HR	5	1	3	2	0	0	2											
Adrian Beltré, R OBP: 0.315, SLG: 0.429 (1, 5)		0-1 1B		1-1 HR 1-H	1-2 F2			4-2 1B FC9-2 BB	1-0 G6-3	4	1	2	2	1	0	2											
Alex Cora, L OBP: 0.343, SLG: 0.407 (1, 6)		2-0 F7 2-3		1-0 F7		4-2 SH3-4 BB		0-0 2B 1B 1-3	0-0 F8	4	1	1	0	1	0	2											
Kevin Brown, R OBP: 0.128, SLG: 0.105 Mike Metcalfe, S (1, 1) (9, PH) (9, 7)			1-3 K	1-1 1B		0-0 SH3-4		1-1 FC9-2 1-2 3-H	0-2 L3	3	0	1	0	0	1	2											
										1	0	0	0	0	0	0											
Inning Stats	R: 0 E: 0 K: 0 S: 6	H: 1 LOB: 0 BB: 0 P: 9	R: 1 E: 0 K: 0 S: 9	H: 3 LOB: 2 BB: 0 P: 15	R: 0 E: 1 K: 1 S: 14	H: 1 LOB: 2 BB: 0 P: 22	R: 2 E: 0 K: 0 S: 14	H: 3 LOB: 1 BB: 0 P: 21	R: 1 E: 0 K: 0 S: 14	H: 3 LOB: 2 BB: 0 P: 21	R: 0 E: 0 K: 1 S: 9	H: 0 LOB: 1 BB: 1 P: 14	R: 0 E: 0 K: 1 S: 9	H: 0 LOB: 1 BB: 1 P: 19	R: 4 E: 1 K: 0 S: 14	H: 2 LOB: 1 BB: 3 P: 33	R: 1 E: 0 K: 0 S: 6	H: 1 LOB: 0 BB: 0 P: 7	1B: 9 2B: 4 3B: 0 HR: 3	SF: 0 SAC: 1 DP: 2 HBP: 0	WP: 0 PB: 0 SB: 0 CS: 0	PA: 45					
PITCHER	IP	WLS	BF	H	R	ER	SO	BB	IBB	HBP	BLK	WP	HR	S	P	ERA	WHIP										
Brian Meadows, R ERA: 5.13 (1, 1)	5.0	L	25	11	4	4	1	0	0	0	0	0	2	57	88	7.20	2.200										
Will Cunnane, R ERA: 4.63 (6, 1)	1.0		4	0	0	0	1	1	0	0	0	0	0	9	14	0.00	1.000										
Steve Montgomery, R ERA: 4.15 (7, 1)	1.0		4	0	0	0	1	1	0	0	0	0	0	9	19	0.00	1.000										
Kevin Walker, L ERA: 4.67 (8, 1)	1.0		8	2	4	1	0	2	1	0	0	0	0	14	33	9.00	4.000										
Carlos Reyes, R ERA: 5.47 (9, 1)	1.0		4	1	1	1	0	0	0	0	0	0	1	6	7	9.00	1.000										

Los Angeles Dodgers @ San Diego Padres
Qualcomm Stadium, San Diego, CA
Thu Jul 06 2000, 5:05 PM EDT
Att. 30,902 - Sunny - 74 F

AB	39
R	9
H	14
RBI	6
BB	5
SO	3
LOB	18



Batter	1	2	3	4	5	6	7	8	9	AB	R	H	RBI	BB	SO	LOB
Al Martin, L OBP: 0.348, SLG: 0.474 (1, 7)	G3		K			F8		G4-3		4	0	0	0	0	1	0
29 Kory DeHaan, L OBP: 0.262, SLG: 0.328 Damian Jackson, R (9, PH) OBP: 0.351, SLG: 0.368	K		G6-3			F8			P4	3	0	0	0	0	1	0
Ryan Klesko, L OBP: 0.409, SLG: 0.643 (1, 3)	HR					G4-3			G3	4	1	1	0	0	1	0
Phil Nevin, R OBP: 0.339, SLG: 0.514 (1, 5)	HR					K			BB	3	1	2	2	1	1	0
Bret Boone, R OBP: 0.324, SLG: 0.453 (1, 4)	F9					K			BB	3	0	0	0	1	1	1
Wiki Gonzalez, R OBP: 0.311, SLG: 0.383 (1, 2)			G6-3						K	4	1	2	1	0	1	2
Ruben Rivera, R OBP: 0.335, SLG: 0.489 (1, 8)			P6			K			HR	3	0	0	0	0	2	1
16 Kevin Nicholson, S OBP: 0.250, SLG: 0.310 (1, 6)			K			K			K	3	0	0	0	0	3	1
Brian Meadows, R OBP: 0.181, SLG: 0.181 (5, PH) Dusty Allen, R (6, 1) Will Cunnane, R OBP: 0.200, SLG: 0.400 (7, 1) Steve Montgomery, R (8, 1) Kevin Walker, L OBP: 0.250, SLG: 0.250 (8, PH) Dave Magadan, L OBP: 0.288, SLG: 0.210 (9, 1) Carlos Reyes, S			K			K			G3-1	1	0	0	0	0	1	0

Inning Stats	R: 2	H: 2	E: 0	K: 1	S: 13	H: 2	LOB: 0	BB: 0	P: 19	R: 0	H: 0	E: 0	K: 1	S: 8	H: 0	LOB: 0	BB: 0	P: 10	R: 0	H: 0	E: 0	K: 2	S: 8	H: 0	LOB: 0	BB: 0	P: 14	R: 0	H: 0	E: 0	K: 3	S: 10	H: 0	LOB: 0	BB: 0	P: 14	R: 0	H: 1	E: 0	K: 3	S: 14	H: 0	LOB: 1	BB: 0	P: 17	R: 0	H: 0	E: 0	K: 0	S: 9	H: 0	LOB: 0	BB: 0	P: 13	R: 1	H: 1	E: 0	K: 1	S: 6	H: 1	LOB: 0	BB: 1	P: 11	R: 0	H: 0	E: 0	K: 1	S: 8	H: 0	LOB: 0	BB: 0	P: 11	R: 0	H: 1	E: 0	K: 1	S: 10	H: 1	LOB: 2	BB: 1	P: 19	1B: 2	SF: 0	2B: 1	SAC: 0	3B: 0	DP: 1	HR: 2	HBP: 0	WP: 0	PA: 33
--------------	------	------	------	------	-------	------	--------	-------	-------	------	------	------	------	------	------	--------	-------	-------	------	------	------	------	------	------	--------	-------	-------	------	------	------	------	-------	------	--------	-------	-------	------	------	------	------	-------	------	--------	-------	-------	------	------	------	------	------	------	--------	-------	-------	------	------	------	------	------	------	--------	-------	-------	------	------	------	------	------	------	--------	-------	-------	------	------	------	------	-------	------	--------	-------	-------	-------	-------	-------	--------	-------	-------	-------	--------	-------	--------

PITCHER	IP	WLS	BF	H	R	ER	SO	BB	IBB	HBP	BLK	WP	HR	S	P	ERA	WHIP
Kevin Brown, R ERA: 2.38 (1, 1)	8.0	W	28	4	3	3	12	1	0	0	0	0	2	76	109	3.38	0.625
Onan Masaoka, L ERA: 2.7 (9, 1)	0.2		4	1	0	0	0	1	0	0	0	0	0	7	15	0.00	3.000
Matt Herges, R ERA: 3.4 (9, 1)	0.1		1	0	0	0	1	0	0	0	0	0	0	3	4	0.00	0.000

BOTTOM

Los Angeles Dodgers @ San Diego Padres
Qualcomm Stadium, San Diego, CA

Thu Jul 06 2000, 5:05 PM EDT
Att: 30,902 - Sunny - 74 F

livebaseballscorecards.com

AB	31
R	3
H	5
RBI	3
BB	2
SO	13
LOB	6



San Diego Padres @ Texas Rangers
The Ballpark at Arlington, Arlington, TX

Fri Jul 07 2000, 8:35 PM EDT
Att: 35,067 - Sunny - 97 F

livebaseballscorecards.com

AB	36
R	5
H	9
RBI	5
BB	5
SO	4
LOB	20



WP	1	PA	42
PB	0		
SB	0		
CS	2		

AB	4	R	2	H	1	RBI	0	BB	1	SO	1	LOB	1
----	---	---	---	---	---	-----	---	----	---	----	---	-----	---

AB	4	R	1	H	1	RBI	0	BB	1	SO	0	LOB	2
----	---	---	---	---	---	-----	---	----	---	----	---	-----	---

AB	3	R	1	H	1	RBI	0	BB	1	SO	0	LOB	1
	1		0		0		0		0		0		3

AB	5	R	1	H	2	RBI	4	BB	0	SO	0	LOB	4
----	---	---	---	---	---	-----	---	----	---	----	---	-----	---

AB	5	R	0	H	2	RBI	1	BB	0	SO	0	LOB	1
----	---	---	---	---	---	-----	---	----	---	----	---	-----	---

AB	3	R	0	H	0	RBI	0	BB	0	SO	1	LOB	2
----	---	---	---	---	---	-----	---	----	---	----	---	-----	---

AB	3	R	0	H	1	RBI	0	BB	1	SO	0	LOB	1
----	---	---	---	---	---	-----	---	----	---	----	---	-----	---

AB	4	R	0	H	0	RBI	0	BB	0	SO	0	LOB	4
----	---	---	---	---	---	-----	---	----	---	----	---	-----	---

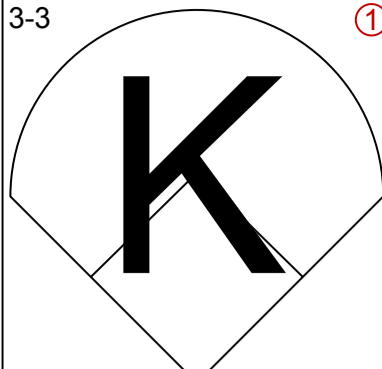
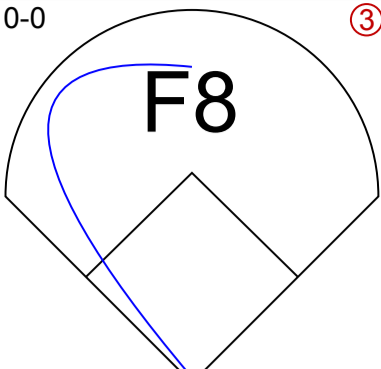
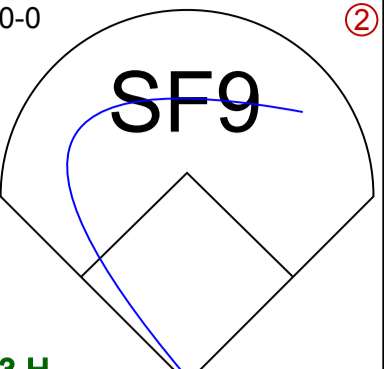
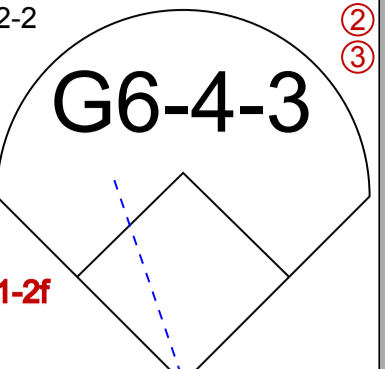
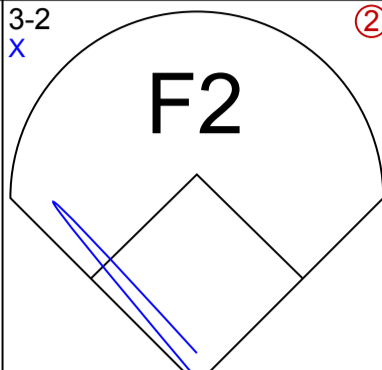
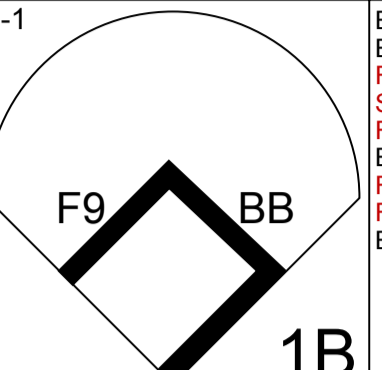
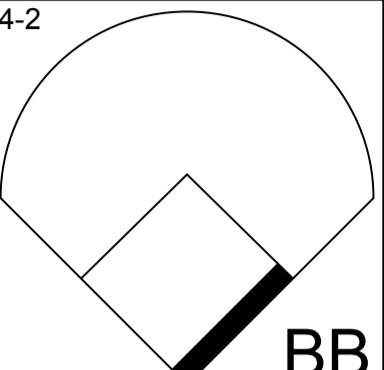
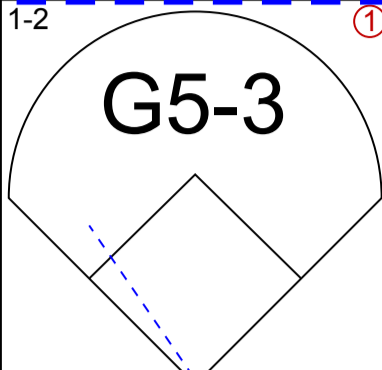
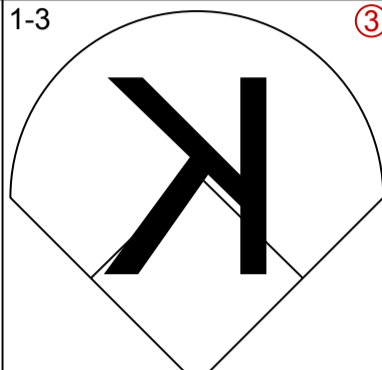
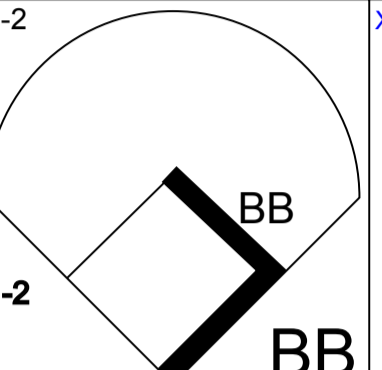
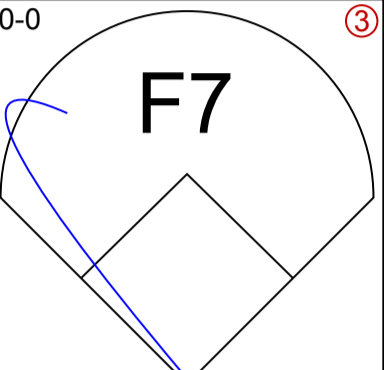
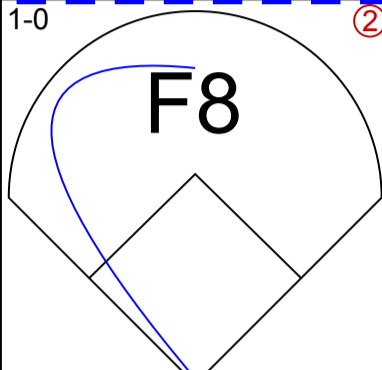
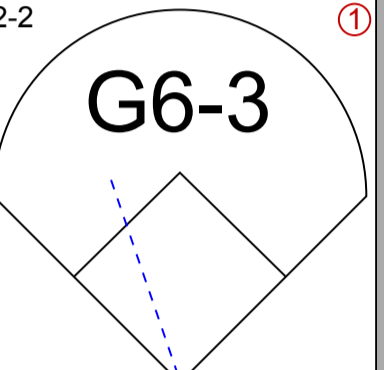
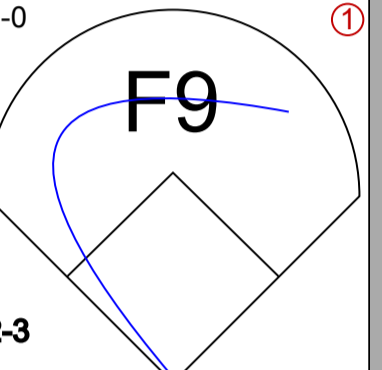
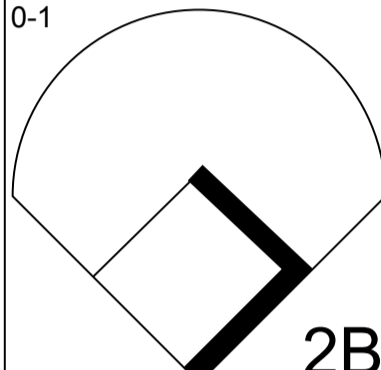
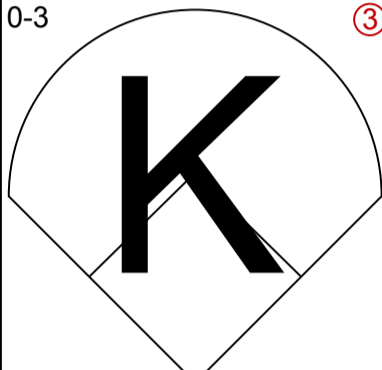
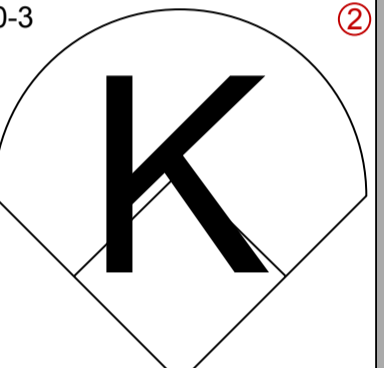
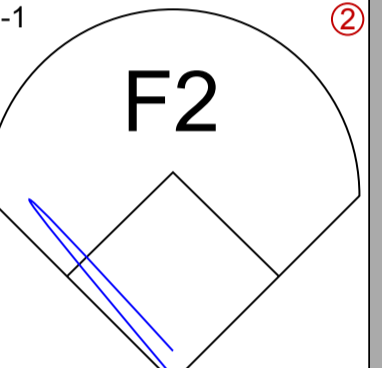
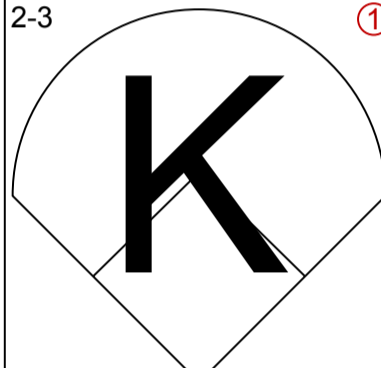
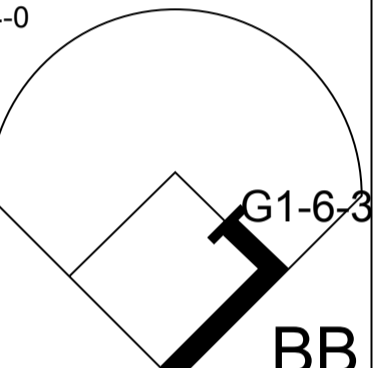
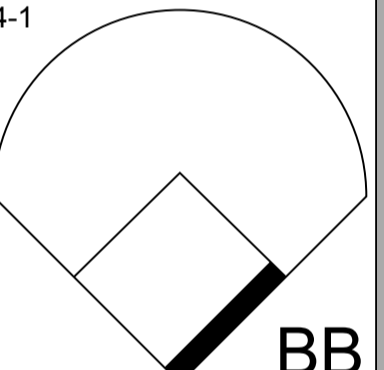
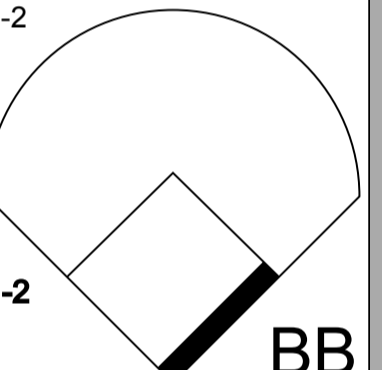
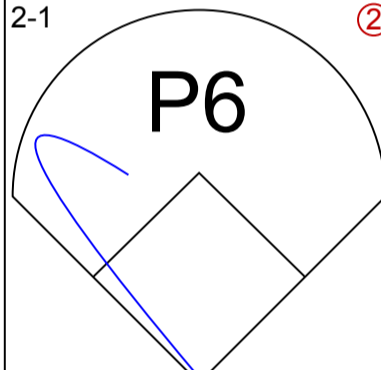
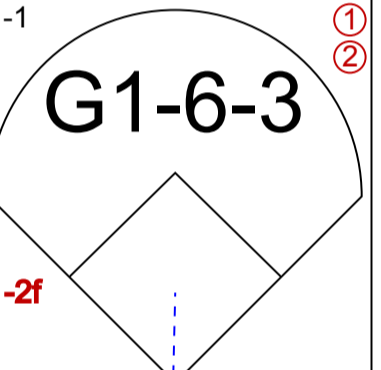
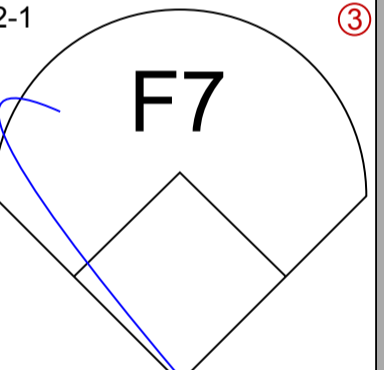
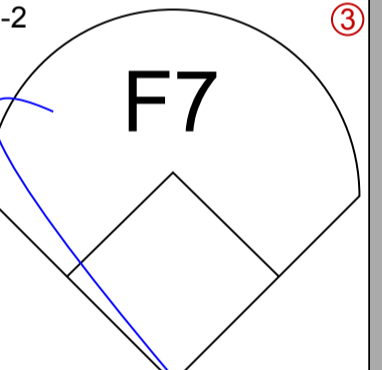
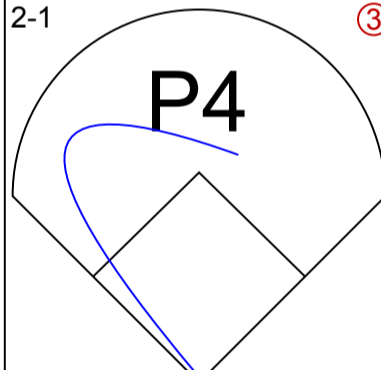
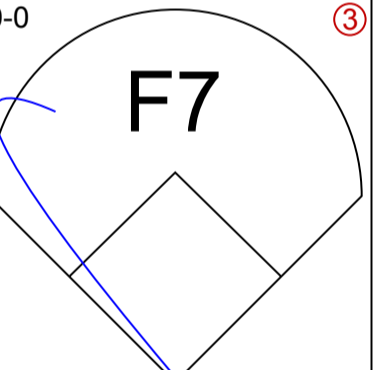
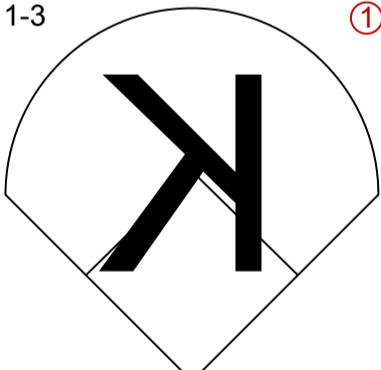
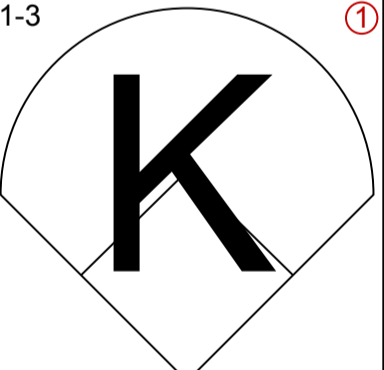
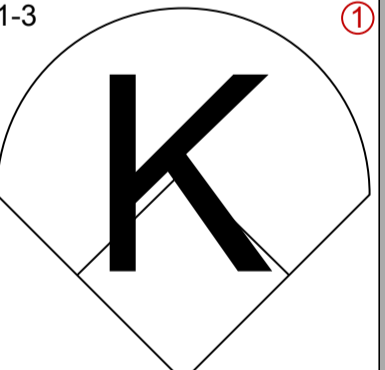
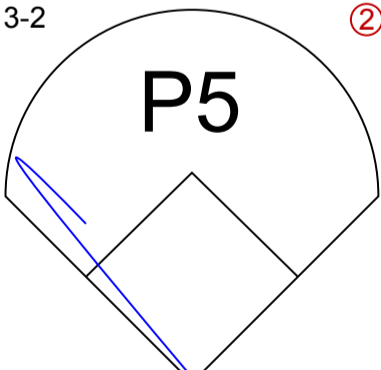
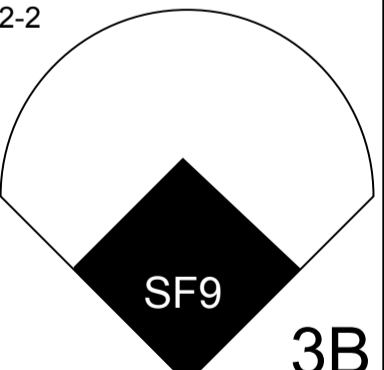
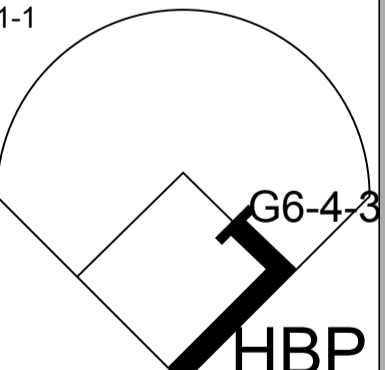
AB	3	R	0	H	0	RBI	0	BB	0	SO	0	LOB	1
	1		0		1		0		0		0		0

1B	6	SF	0
2B	2	SAC	0
3B	0	DP	1
HR	1	HBP	0

Batter	1	2	3	4	5	6	7	8	9	10	AB	R	H	RBI	BB	SO	LOB
Luis Alicea, S OBP: 0.391, SLG: 0.430 (1, 4)	1-2 1B HR 29 WP 1B	2-2 G4-3			3-3 K		2-2 F5			4-2 FC5-2 1B BB	4	2	1	0	1	1	1
29 Rusty Greer, L OBP: 0.358, SLG: 0.444 (1, 7)	4-2 1B HR 1B	1-1			0-2 F8			1-2 G1-3		1-0 1B FC5-2	4	1	1	0	1	0	2
Rafael Palmeiro, L OBP: 0.405, SLG: 0.570 (1, 3)	1-1 HR 1B	0-0 G4-3			3-1 F8			4-1 CS BB		1-0 FC5-2 1B	3	1	1	0	1	0	1
Scarborough Green, S OBP: 0.297, SLG: 0.286 (8, PR) (9, 9)	1-2 2-3 HR 1B									1-2 2-3 3-Hf	1	0	0	0	0	0	3
Ivan Rodriguez, R OBP: 0.390, SLG: 0.702 (1, 2)	0-1 HR 1-H 2-H 3-H			1-2 CS 1B			0-0 G4-3		1-1 P4	0-0 P4	5	1	2	4	0	0	4
David Segui, S OBP: 0.399, SLG: 0.513 (1, 10)	3-2 F8 2B			0-0 F7			2-1 G6-3		0-1 CS	2-2 F8	5	0	2	1	0	0	1
Dave Martinez, L OBP: 0.301, SLG: 0.333 (9, 3)	2-1 F8 2-3			2-3 K			1-3 K			4-1 BB	3	0	0	0	1	2	2
Mike Lamb, L OBP: 0.357, SLG: 0.440 (1, 5)	4-0 BB G5-4-3			1-1 F9			3-2 G1-3 1B		1-2 F9		3	0	1	0	1	0	1
Gabe Kapler, R OBP: 0.307, SLG: 0.374 (1, 8)	2-2 G5-4-3 1-2f			0-1 F9			1-1 G1-3		3-1 F2		4	0	0	0	0	0	4
44 Kelly Dransfeldt, R (1, 6)				3-2 F8			2-3 K			3-2 29 E FC5-2 2B	3	0	0	0	0	1	1
Frank Catalanotto, L (10, PH)											1	0	1	0	0	0	0

Inning Stats	R: 4	H: 4	E: 0	K: 0	S: 18	H: 4	LOB: 1	BB: 2	P: 35	R: 0	H: 1	E: 0	K: 0	S: 8	H: 1	LOB: 1	BB: 0	P: 11	R: 0	H: 1	E: 0	K: 1	S: 8	H: 0	LOB: 0	BB: 0	P: 11	R: 0	H: 0	E: 0	K: 1	S: 7	H: 0	LOB: 0	BB: 0	P: 11	R: 0	H: 0	E: 0	K: 1	S: 6	H: 0	LOB: 0	BB: 0	P: 9	R: 0	H: 1	E: 0	K: 1	S: 11	H: 1	LOB: 1	BB: 0	P: 19	R: 0	H: 0	E: 0	K: 0	S: 7	H: 0	LOB: 0	BB: 1	P: 13	R: 0	H: 0	E: 0	K: 0	S: 12	H: 0	LOB: 1	BB: 1	P: 22	R: 1	H: 2	E: 1	K: 0	S: 11	H: 2	LOB: 3	BB: 1	P: 21	1B: 6	SF: 0	2B: 2	SAC: 0	3B: 0	DP: 1	HR: 1	HBP: 0	WP: 1	PA: 42
--------------	------	------	------	------	-------	------	--------	-------	-------	------	------	------	------	------	------	--------	-------	-------	------	------	------	------	------	------	--------	-------	-------	------	------	------	------	------	------	--------	-------	-------	------	------	------	------	------	------	--------	-------	------	------	------	------	------	-------	------	--------	-------	-------	------	------	------	------	------	------	--------	-------	-------	------	------	------	------	-------	------	--------	-------	-------	------	------	------	------	-------	------	--------	-------	-------	-------	-------	-------	--------	-------	-------	-------	--------	-------	--------

PITCHER	IP	WLS	BF	H	R	ER	SO	BB	IBB	HBP	BLK	WP	HR	S	P	ERA	WHIP
Woody Williams, R ERA: 4.73 (1, 1)	7.1		30	7	4	4	4	3	0	0	0	1	1	70	119	4.91	1.364
Donne Wall, R ERA: 3.58 (8, 1)	1.2		5	0	0	0	0	1	0	0	0	0	0	15	26	0.00	0.600
Matt Whiteside, R ERA: 3.82 (10, 1)	0.2	L	6	2	1	0	0	1	0	0	0	0	0	11	21	0.00	4.500

Batter	1	2	3	4	5	6	7	8	9	AB R H RBI BB SO LOB	TOP													
Eric Owens, R (1, 9) OBP: 0.383, SLG: 0.419	3-3 		0-0 		0-0 		2-2 			3 0 0 1 0 1 1														
Al Martin, L (1, 7) OBP: 0.350, SLG: 0.473	3-2 			3-1 	4-2 			1-2 		3 0 1 0 1 0 0														
Ryan Klesko, L (1, 3) OBP: 0.408, SLG: 0.633 Dusty Allen, R (8, PH) (8, 3)	1-3 			4-2 	0-0 			1-0 		2 0 0 0 1 1 1 1 0 0 0 0 0 0														
Phil Nevin, R (1, 5) OBP: 0.336, SLG: 0.509		2-2 		2-0 		0-1 		0-3 		4 0 1 0 0 1 2														
Bret Boone, R (1, 4) OBP: 0.325, SLG: 0.457 Damian Jackson, R (8, 4) OBP: 0.347, SLG: 0.360		0-3 		1-1 		2-3 		4-0 		3 0 0 0 0 2 3 0 0 0 0 1 0 0														
Dave Magadan, L (1, 10) OBP: 0.304, SLG: 0.200		4-1 		4-2 		2-1 		1-1 		2 0 0 0 2 0 2														
Wiki Gonzalez, R (1, 2) OBP: 0.314, SLG: 0.368 Ben Davis, S (8, 2) OBP: 0.111, SLG: 0.059		2-1 		2-2 		2-1 		0-0 		3 0 0 0 0 0 5 1 0 0 0 0 0 0														
Ruben Rivera, R (1, 8) OBP: 0.327, SLG: 0.472			1-3 		1-3 		1-3 			3 0 0 0 0 3 0														
16 Kevin Nicholson, S (1, 6) OBP: 0.269, SLG: 0.347			3-2 		2-2 		1-1 			2 1 1 0 0 0 0														
Inning Stats	R: 0 E: 0 K: 2 S: 15	H: 0 LOB: 0 BB: 0 P: 22	R: 0 E: 0 K: 1 S: 9	H: 0 LOB: 1 BB: 1 P: 17	R: 0 E: 0 K: 1 S: 10	H: 0 LOB: 0 BB: 0 P: 14	R: 0 E: 0 K: 0 S: 13	H: 1 LOB: 3 BB: 2 P: 29	R: 1 E: 0 K: 1 S: 13	H: 1 LOB: 1 BB: 1 P: 20	R: 0 E: 0 K: 1 S: 9	H: 1 LOB: 1 BB: 0 P: 15	R: 0 E: 0 K: 1 S: 7	H: 0 LOB: 0 BB: 0 P: 11	R: 0 E: 0 K: 1 S: 7	H: 0 LOB: 0 BB: 0 P: 9	R: 0 E: 0 K: 0 S: 3	H: 0 LOB: 0 BB: 1 P: 8	1B: 1 2B: 1 3B: 1 HR: 0	SF: 1 SAC: 0 DP: 2 HBP: 1	WP: 0 PB: 0 SB: 0 CS: 0	PA: 34		
PITCHER	IP	WLS	BF	H	R	ER	SO	BB	IBB	HBP	BLK	WP	HR	S	P	ERA	WHIP							
Rick Helling, R (1, 1) ERA: 3.85	7.0	W	28	3	1	1	7	4	0	1	0	0	0	76	128	1.29	1.000							
Mike Venafro, L (8, 1) ERA: 4.5	0.1		1	0	0	0	0	0	0	0	0	0	0	3	4	0.00	0.000							
Esteban Loaiza, R (8, 1) ERA: 5.33	1.2		5	0	0	0	1	1	0	0	0	0	0	7	13	0.00	0.600							

San Diego Padres @ Texas Rangers
The Ballpark at Arlington, Arlington, TX
Sat Jul 08 2000, 8:35 PM EDT
Att. 39,143 - Sunny - 97 F

AB	27
R	1
H	3
RBI	1
BB	5
SO	8
LOB	14



livebaseballscorecards.com

Batter	1	2	3	4	5	6	7	8	9
Luis Alicea, S OBP: 0.397, SLG: 0.441 (1, 4)	4-0 BB 1B	2-1 3B		0-0 G4-6-3 1B		0-1 2-H 1B		3-3 K	
Dave Martinez, L OBP: 0.304, SLG: 0.342 (1, 9)	4-0 1B 1-2 BB	0-2 2B 2B 3B		0-0 G4-6-3 1-2f			1-3 K		
29 Rusty Greer, L OBP: 0.360, SLG: 0.448 (1, 7)	3-3 H	0-0 2B			1-0 F8		4-2 HR BB		
Rafael Palmeiro, L OBP: 0.406, SLG: 0.579 (1, 3)	2-1 FC6-4 1B 1-3 2-H	0-0 F7			0-1 F9		0-2 1-H HR		
David Segui, S OBP: 0.403, SLG: 0.526 (1, 10)	0-0 FC6-4 1-2 3-H 1B		1-0 HR		1-0 FC6-4 1B		2-2 G5-3		
Mike Lamb, L OBP: 0.352, SLG: 0.432 (1, 5)	2-2 FC6-4 1-2f 2-3		0-0 G1-3		2-0 FC6-4 1-2f		1-1 G6-3		
Bill Haselman, R OBP: 0.263, SLG: 0.286 (1, 2)	2-2 FC6-4 1-2f		2-3 K			0-0 F8		0-0 L4	
Gabe Kapler, R OBP: 0.310, SLG: 0.373 (1, 8)		1-1 P6	4-1 CS BB			1-2 G5-3		1-2 1B	
Scott Sheldon, R OBP: 0.326, SLG: 0.390 (1, 6)		1-2 F8	3-2 CS 1-2	2-1 F8		3-1 1B 2B		0-0 P6	

Inning Stats	R: 2	H: 2	E: 0	K: 1	S: 13	LOB: 2	BB: 2	P: 30
	R: 2	H: 3	E: 0	K: 0	S: 13	LOB: 1	BB: 0	P: 17
	R: 1	H: 1	E: 0	K: 1	S: 8	LOB: 0	BB: 1	P: 18
	R: 0	H: 1	E: 0	K: 0	S: 4	LOB: 0	BB: 0	P: 6
	R: 0	H: 1	E: 0	K: 0	S: 5	LOB: 1	BB: 0	P: 9
	R: 1	H: 2	E: 0	K: 0	S: 9	LOB: 1	BB: 0	P: 13
	R: 2	H: 1	E: 0	K: 1	S: 17	LOB: 0	BB: 1	P: 25
	R: 0	H: 1	E: 0	K: 1	S: 8	LOB: 1	BB: 0	P: 12

PITCHER	IP	WLS	BF	H	R	ER	SO	BB	IBB	HBP	BLK	WP	HR	S	P	ERA	WHIP
Adam Eaton, R ERA: 3.73 (1, 1)	6.0	L	28	10	6	6	2	3	0	0	0	0	1	52	93	9.00	2.167
Carlos Reyes, R ERA: 5.72 (7, 1)	2.0		9	2	2	2	2	1	0	0	0	0	1	25	37	9.00	1.500

AB R H RBI BB SO LOB

BOTTOM

San Diego Padres @ Texas Rangers
The Ballpark at Arlington, Arlington, TX


Sat Jul 08 2000, 8:35 PM EDT
Att: 39,143 - Sunny - 97 F

livebaseballscores.com

AB	33
R	8
H	12
RBI	8
BB	4
SO	4
LOB	11



WP: 0	PA: 38
PB: 0	
SB: 0	
CS: 1	

Batter	1	2	3	4	5	6	7	8	9	AB R H RBI BB SO LOB	TOP											
Eric Owens, R OBP: 0.383, SLG: 0.418 (1, 9) X	0-0 1B 1B	3-1 F8		2-1 G5-3		2-3 K			0-1 FC6 1B	5 0 2 0 0 1 2												
Ruben Rivera, R OBP: 0.329, SLG: 0.475 (1, 8) X	0-0 F9		3-2 G4-3 1B 2B		1-2 2B 1B		1-3 K		1-3 K	5 2 2 0 0 2 3												
Ryan Klesko, L OBP: 0.405, SLG: 0.625 (1, 3) FFB X	2-2 1B		1-2 G4-3		3-1 L9		0-1 F7		0-1 FC6	5 0 1 0 0 0 4												
Phil Nevin, R OBP: 0.335, SLG: 0.509 (1, 5) B C F X	1-3 K		0-0 G5-3		0-0 1-H 2B		1-2 F9			4 0 1 1 0 1 3												
Bret Boone, R OBP: 0.324, SLG: 0.454 (1, 4) C C B B F X	3-2 G6-3		0-0 2B 1B		3-2 L9		1-1 P3			4 1 1 1 0 0 3												
Wiki Gonzalez, R OBP: 0.319, SLG: 0.380 (1, 2) B C X		1-1 FC4-6 1B	0-1 1-H 2B		1-0 F7		2-0 F8			4 0 2 1 0 0 1												
Dusty Allen, R Damian Jackson, R OBP: 0.345, SLG: 0.358 (1, 7) (6, 7) S F B B C X		2-3 K	2-2 F8			1-3 K		0-2 F9		3 0 0 0 0 2 2 1 0 0 0 0 0 0	AB 39 R 4 H 13 RBI 4 BB 0 SO 6 LOB 20											
Ben Davis, S OBP: 0.136, SLG: 0.095 (1, 10) B X		1-0 FC4-6 16 2B		3-2 16 G6-4-3 1B		1-0 G5-3			3-2 G3-1	4 1 1 0 0 0 1												
16 Kevin Nicholson, S OBP: 0.304, SLG: 0.434 (1, 6) B C F X		1-2 1-H 2B		1-2 G6-4-3		2-1 2B			2-2 1B 2B	4 0 3 1 0 0 1												
Inning Stats	R: 0 E: 0 K: 1 S: 12	H: 2 LOB: 2 BB: 0 P: 18	R: 1 E: 0 K: 1 S: 12	H: 2 LOB: 1 BB: 0 P: 20	R: 2 E: 0 K: 0 S: 16	H: 3 LOB: 1 BB: 0 P: 22	R: 0 E: 0 K: 0 S: 8	H: 1 LOB: 0 BB: 0 P: 14	R: 1 E: 0 K: 0 S: 10	H: 2 LOB: 1 BB: 0 P: 18	R: 0 E: 0 K: 2 S: 11	H: 1 LOB: 1 BB: 0 P: 17	R: 0 E: 0 K: 1 S: 9	H: 0 LOB: 0 BB: 0 P: 11	R: 0 E: 0 K: 0 S: 6	H: 0 LOB: 0 BB: 0 P: 9	R: 0 E: 0 K: 1 S: 14	H: 2 LOB: 2 BB: 0 P: 20	1B: 7 2B: 6 3B: 0 HR: 0	SF: 0 SAC: 0 DP: 1 HBP: 0	WP: 0 PB: 0 SB: 0 CS: 0	PA: 39
PITCHER	IP WLS BF H R ER SO BB IBB HBP BLK WP HR S P ERA WHIP																					
Kenny Rogers, L ERA: 4.23 (1, 1)	5.2 L 27 11 4 4 3 0 0 0 0 0 0 0 65 103 6.35 1.941																					
Esteban Loaiza, R ERA: 5.19 (6, 1)	2.2 10 2 0 0 2 0 0 0 0 0 0 0 27 39 0.00 0.750																					
John Wetteland, R ERA: 3.57 (9, 1)	0.2 2 0 0 0 1 0 0 0 0 0 0 0 6 7 0.00 0.000																					

San Diego Padres @ Texas Rangers
The Ballpark at Arlington, Arlington, TX
Sun Jul 09 2000, 8:05 PM EDT
Att. 30,070 - Sunny - 97 F

livebaseballscorecards.com

Batter	1	2	3	4	5	6	7	8	9	AB	R	H	RBI	BB	SO	LOB
Luis Alicea, S OBP: 0.394, SLG: 0.435 44 Kelly Dransfeldt, R (1, 4) BB (9, 6)	4-1 G4-6-3 BB		1-0 G4-3	1-3 K		0-0 F9		0-0 F9		4	0	0	0	1	1	8
29 Rusty Greer, L OBP: 0.356, SLG: 0.441 (1, 7) BB X	2-0 G4-6-3 1-2f		2-1 G3		3-2 F8		2-3 K		1-1 1B SF8 1B	5	1	1	0	0	1	2
Rafael Palmeiro, L OBP: 0.406, SLG: 0.575 Scarborough Green, S OBP: 0.297, SLG: 0.286 (1, 10) BB X (9, PR)	2-0 G3			4-0 2B SF8 BB	2-3 K		0-0 G4-3		1-1 1B 1B	4	1	1	0	1	1	0
Ivan Rodriguez, R OBP: 0.393, SLG: 0.708 (1, 2)		2-3 K		0-0 SF8 1B 2B	1-2 WP 2B		4-2 FC6-4 BB		0-0 SF8	3	1	2	1	1	1	0
David Segui, S OBP: 0.397, SLG: 0.520 (1, 3)		2-0 F7		0-1 SF8	3-2 G6-3		1-1 FC6-4		1-0 P5	4	0	0	1	0	0	3
Dave Martinez, L OBP: 0.309, SLG: 0.343 Chad Curtis, R OBP: 0.326, SLG: 0.437 (1, 9) (8, PH) (9, 9)		4-0 BB		2-2 BB BB 1B		2-2 G3-1		0-1 G6-3		3-1 F7	2	0	1	1	1	0
Mike Lamb, L OBP: 0.354, SLG: 0.431 (1, 5)		2-2 F7		4-2 BB BB		1-1 FC6-4 1B		1-3 K		3	0	1	0	1	1	1
Gabe Kapler, R OBP: 0.314, SLG: 0.372 (1, 8)			2-1 G5-3	4-1 BB BB BB		1-1 FC6-4 BB		0-1 BB 1B		3	0	1	0	1	0	1
Scott Sheldon, R OBP: 0.347, SLG: 0.419 Frank Catalanotto, L OBP: 0.490, SLG: 0.573 (1, 6) (8, PH) (9, 4)			3-2 G4-3	1-3 K		4-0 BB		4-1 BB		2	0	1	0	1	1	3
										0	0	0	0	1	0	0

Inning Stats	R: 0	H: 0	E: 0	K: 3	S: 3	LOB: 0	BB: 1	P: 11	R: 0	H: 0	E: 0	K: 1	S: 7	LOB: 1	BB: 1	P: 17	R: 0	H: 1	E: 0	K: 0	S: 8	LOB: 3	BB: 3	P: 16	R: 0	H: 1	E: 0	K: 1	S: 15	LOB: 1	BB: 0	P: 24	R: 0	H: 1	E: 0	K: 0	S: 8	LOB: 2	BB: 1	P: 16	R: 0	H: 0	E: 0	K: 1	S: 11	LOB: 1	BB: 1	P: 18	R: 0	H: 1	E: 0	K: 1	S: 9	LOB: 2	BB: 1	P: 14	R: 1	H: 2	E: 0	K: 0	S: 8	LOB: 1	BB: 0	P: 14	1B: 5	SF: 2	2B: 3	SAC: 0	3B: 0	DP: 1	HR: 0	HBP: 0	WP: 1	PA: 42
--------------	------	------	------	------	------	--------	-------	-------	------	------	------	------	------	--------	-------	-------	------	------	------	------	------	--------	-------	-------	------	------	------	------	-------	--------	-------	-------	------	------	------	------	------	--------	-------	-------	------	------	------	------	-------	--------	-------	-------	------	------	------	------	------	--------	-------	-------	------	------	------	------	------	--------	-------	-------	-------	-------	-------	--------	-------	-------	-------	--------	-------	--------

PITCHER	IP	WLS	BF	H	R	ER	SO	BB	IBB	HBP	BLK	WP	HR	S	P	ERA	WHIP
Matt Clement, R ERA: 4.84 (1, 1)	5.2	W	27	5	2	2	4	6	0	0	0	1	0	56	115	3.18	1.941
Kevin Walker, L ERA: 4.42 (6, 1)	2.0	H	8	1	0	0	2	1	0	0	0	0	0	19	27	0.00	1.000
Steve Montgomery, R ERA: 4.15 (8, 1)	0.0		1	0	0	0	0	1	0	0	0	0	0	1	5	∞	∞
Trevor Hoffman, R ERA: 3.44 (8, 1)	1.1	S	6	2	1	1	0	0	0	0	0	0	0	9	15	6.75	1.500


BOTTOM

San Diego Padres @ Texas Rangers
The Ballpark at Arlington, Arlington, TX

Sun Jul 09 2000, 8:05 PM EDT
Att: 30,070 - Sunny - 97 F

AB	32
R	3
H	8
RBI	3
BB	8
SO	6
LOB	19



Batter	1	2	3	4	5	6	7	8	9	10	AB R H RBI BB SO LOB	TOP													
Rickey Henderson, R OBP: 0.365, SLG: 0.298 Raul Ibanez, L OBP: 0.302, SLG: 0.316 Stan Javier, S OBP: 0.351, SLG: 0.388	1-2 CS 1B		H 1-0 E HBP		0-3 K			2-2 G6-3		2-2 FC6-4 1-2f	1 0 1 0 0 0 0 1 0 0 0 0 1 1 2 0 0 0 0 0 1														
Mark McLemore, S OBP: 0.347, SLG: 0.277	2-1 F7 1-2		2-1 E6 1-2 2-H		1-1 F9			2-2 F9			4 0 0 0 0 0 3														
John Olerud, L OBP: 0.416, SLG: 0.482	0-1 G5-3		0-0 F8			3-2 F8		2-3 K			4 0 0 0 0 1 2														
Mike Cameron, R OBP: 0.354, SLG: 0.445		0-1 G4-3		1-0 CS 1B		3-1 F8		1-3 K			4 0 1 0 0 1 0														
Jay Buhner, R OBP: 0.380, SLG: 0.502		3-3 K		0-3 K		0-0 G5-3		0-1 F7			4 0 0 0 0 2 1														
David Bell, R OBP: 0.299, SLG: 0.356		0-1 F9		2-0 2B			2-3 K		0-1 F9		4 0 1 0 0 1 0														
Joe Oliver, R OBP: 0.328, SLG: 0.492			1-1 G5-3		1-3 K		0-0 F7			4-2 G4-6-3 BB	3 0 0 0 1 1 1	AB 32 R 1 H 6 RBI 0 BB 2 SO 7 LOB 11													
Carlos Guillen, S OBP: 0.270, SLG: 0.179			1-1 SH3-4 E 1B		4-1 SH3 BB		2-0 1B			1-0 G4-6-3 1-2f	3 1 2 0 1 0 1														
Freddy Garcia, R Jose Paniagua, R Arthur Rhodes, L Jose Mesa, R Edgar Martinez, R Brett Tomko, R			1-0 SH3-4		0-0 SH3		0-0 G6-3			2-2 FC6-4 1B	1 0 0 0 0 0 1 0 1 0 1 0 0 0 0 0 0 0 0 0 0 0														
Inning Stats	R: 0 E: 0 K: 0 S: 8	H: 1 LOB: 0 BB: 0 P: 11	R: 0 E: 0 K: 1 S: 8	H: 0 LOB: 0 BB: 0 P: 11	R: 1 E: 1 K: 0 S: 8	H: 1 LOB: 2 BB: 0 P: 14	R: 0 E: 0 K: 2 S: 8	H: 2 LOB: 1 BB: 0 P: 12	R: 0 E: 0 K: 1 S: 7	H: 0 LOB: 1 BB: 1 P: 12	R: 0 E: 0 K: 0 S: 6	H: 0 LOB: 0 BB: 0 P: 12	R: 0 E: 0 K: 1 S: 6	H: 1 LOB: 1 BB: 0 P: 10	R: 0 E: 0 K: 1 S: 10	H: 0 LOB: 0 BB: 0 P: 16	R: 0 E: 0 K: 1 S: 7	H: 0 LOB: 0 BB: 0 P: 8	R: 0 E: 0 K: 0 S: 9	H: 1 LOB: 1 BB: 1 P: 18	1B: 5 2B: 1 3B: 0 HR: 0	SF: 0 SAC: 2 DP: 1 HBP: 1	WP: 0 PB: 0 SB: 0 CS: 2	PA: 37	
PITCHER	IP WLS BF H R ER SO BB IBB HBP BLK WP HR S P ERA WHIP																								
Brian Tollberg, R ERA: 2.59	(1, 1) 7.0																								
Kevin Walker, L ERA: 4.3	(8, 1) 1.0																								
Donne Wall, R ERA: 3.48	(9, 1) 1.0	W																							
Trevor Hoffman, R ERA: 3.35	(10, 1) 1.0																								

Seattle Mariners @ San Diego Padres
Qualcomm Stadium, San Diego, CA
Thu Jul 13 2000, 5:05 PM EDT
Att: 21,012 - Cloudy - 76 F

livebaseballscorecards.com

BOTTOM

Seattle Mariners @ San Diego Padres
Qualcomm Stadium, San Diego, CA

Thu Jul 13 2000, 5:05 PM EDT
Att. 21,012 - Cloudy - 76 F

livebaseballscorecards.com

AB	33
R	2
H	5
RBI	1
BB	7
SO	9
LOB	15



WP	0	PA	42
PB	0		
SB	1		
CS	0		

AB R H RBI BB SO LOB

5	0	0	0	0	1	5
5	0	2	0	0	0	0
5	0	0	0	0	0	3
2	1	0	0	3	0	0
4	1	2	0	1	1	1
5	0	0	0	0	1	5
3	0	0	0	0	3	1
3	0	1	0	1	2	0
1	0	0	0	0	1	0
0	0	0	1	1	0	0
0	0	0	0	0	0	0
0	0	0	0	0	0	0
0	0	0	0	1	0	0
0	0	0	0	0	0	0
0	0	0	0	0	0	0

1B	4	SF	0
2B	1	SAC	1
3B	0	DP	1
HR	0	HBP	1

Batter	1	2	3	4	5	6	7	8	9	10
Eric Owens, R OBP: 0.377, SLG: 0.412 (1, 9)	G5-3			F8		P3	F8		K	
Al Martin, L OBP: 0.351, SLG: 0.471 (1, 7)	G6-3 1B			P5		1B		G4-3		F7
Ryan Klesko, L OBP: 0.398, SLG: 0.612 (1, 3)	G6-3 1-2f			F8		F9		G4-3		G5-3
Phil Nevin, R OBP: 0.339, SLG: 0.506 (1, 5)		G6-3			FC6-4 BB		P3	1B BB		BB E BB
Bret Boone, R OBP: 0.328, SLG: 0.458 (1, 4)		K		FC6-4 S 1-2f		BB BB 2B		1B		E BB
Wiki Gonzalez, R OBP: 0.309, SLG: 0.366 (1, 2)		F7		K		F7		P4		E6 1-2 2-H
Ruben Rivera, R OBP: 0.328, SLG: 0.468 (1, 8)			K		K		BB BB HBP		K	
16 Kevin Nicholson, S OBP: 0.317, SLG: 0.429 (1, 6)			K2-3			1B SH3-4 1B		BB BB		K
Brian Tollberg, R (1, 1) Dave Magadan, L (7, PH) Kevin Walker, L (8, 1) Donnie Wall, R (9, 1) Dusty Allen, R (9, PH) 29 Kory DeHaan, L (9, PR) Trevor Hoffman, R (10, 1)			K			SH3-4 1-2		BB BB BB BB		BB

Inning Stats	R: 0	H: 1	E: 0	K: 0	S: 6	R: 0	H: 0	E: 0	K: 1	S: 5	R: 0	H: 0	E: 0	K: 3	S: 11	R: 0	H: 0	E: 0	K: 0	S: 5	R: 0	H: 0	E: 0	K: 2	S: 10	R: 1	H: 1	E: 0	K: 0	S: 19	R: 0	H: 1	E: 0	K: 0	S: 7	R: 0	H: 0	E: 0	K: 3	S: 11	R: 1	H: 0	E: 1	K: 0	S: 8	1B: 4	SF: 0	2B: 1	3B: 0	HR: 0	WP: 0	PA: 42
--------------	------	------	------	------	------	------	------	------	------	------	------	------	------	------	-------	------	------	------	------	------	------	------	------	------	-------	------	------	------	------	-------	------	------	------	------	------	------	------	------	------	-------	------	------	------	------	------	-------	-------	-------	-------	-------	-------	--------

PITCHER	IP	WLS	BF	H	R	ER	SO	BB	IBB	HBP	BLK	WP	HR	S	P	ERA	WHIP
Freddy Garcia, R (1, 1) ERA: 4.99	6.2		26	4	1	1	6	2	0	1	0	0	0	59	96	1.35	0.900
Jose Paniagua, R (7, 1) ERA: 3.83	0.1	B	2	0	0	0	0	1	0	0	0	0	0	6	13	0.00	3.000
Arthur Rhodes, L (8, 1) ERA: 2.63	0.2		2	0	0	0	0	0	0	0	0	0	0	3	6	0.00	0.000
Jose Mesa, R (8, 1) ERA: 5.65	1.1		7	1	0	0	3	2	0	0	0	0	0	15	31	0.00	2.250
Brett Tomko, R (10, 1) ERA: 4.67	0.2	L	5	0	1	0	0	2	0	0	0	0	0	8	19	0.00	3.000

Batter	1	2	3	4	5	6	7	8	9	AB R H RBI BB SO LOB	TOP		
Stan Javier, S (1, 7) OBP: 0.352, SLG: 0.388	1-1 G3 2B 1B		3-2 G4-3			1-2 1B HR 1B	2-1 L4		1-1 F7	5 2 2 0 0 0 2			
Carlos Guillen, S (1, 6) OBP: 0.255, SLG: 0.169	0-1 G3 1-2		1-0 F9			1-3 K	0-1 FC6-4 1-2f		2-2 G5-3	5 0 0 0 0 1 4			
Mike Cameron, R (1, 8) OBP: 0.358, SLG: 0.458	2-2 P4				0-1 1B 1B	0-0 1B HR 1B		1-1 HR	0-2 P4	5 2 3 1 0 0 1			
John Olerud, L (1, 3) OBP: 0.420, SLG: 0.508	1-1 2-H 2B				1-1 F5	1-0 1-H 2-H HR		2-2 HR		4 2 3 5 0 0 1			
Jay Buhner, R (1, 9) OBP: 0.381, SLG: 0.507	0-2 G6-3				1-1 G1-6-3 1B	1-3 K		2-2 SH1-3 1B 2B		4 1 2 0 0 1 1			
David Bell, R (1, 5) OBP: 0.296, SLG: 0.352			1-3 K		0-1 G1-6-3 1-2f	1-2 F3		0-0 SH1-3 2-3		3 0 0 0 0 1 2			
Joe Oliver, R (1, 2) OBP: 0.338, SLG: 0.485			1-0 G6-3		1-0 G6-3		4-0 1B BB	0-0 3-H 1B		3 0 1 1 1 0 0			
Mark McLemore, S (1, 4) OBP: 0.346, SLG: 0.277			2-0 G4-3		1-3 K		3-2 FC5-4 1B	3-3 K		4 0 1 0 0 2 1			
Jamie Moyer, L (1, 1) Raul Ibanez, L (7, PH) Jose Paniagua, R (7, 1) Kazuhiro Sasaki, R (9, 1)			0-2 G3		1-3 K		0-0 FC5-4 FC6-4 1-2f	1-3 K		2 0 0 0 0 1 0 1 0 0 0 0 0 2 1 0 0 0 0 1 1 0 0 0 0 0 0 0			
Inning Stats	R: 1 H: 2 E: 0 LOB: 1 K: 0 BB: 0 S: 12 P: 16	R: 0 H: 0 E: 0 LOB: 0 K: 1 BB: 0 S: 5 P: 9	R: 0 H: 0 E: 0 LOB: 0 K: 0 BB: 0 S: 9 P: 13	R: 0 H: 2 E: 0 LOB: 1 K: 0 BB: 0 S: 8 P: 10	R: 0 H: 0 E: 0 LOB: 0 K: 2 BB: 0 S: 7 P: 10	R: 3 H: 3 E: 0 LOB: 0 K: 2 BB: 0 S: 18 P: 23	R: 0 H: 1 E: 0 LOB: 2 K: 0 BB: 1 S: 8 P: 17	R: 3 H: 4 E: 0 LOB: 1 K: 2 BB: 0 S: 21 P: 30	R: 0 H: 0 E: 0 LOB: 0 K: 0 BB: 0 S: 9 P: 12	1B: 7 SF: 0 2B: 2 SAC: 1 3B: 0 DP: 1 HR: 3 HBP: 0	WP: 0 PA: 39 PB: 0 SB: 0 CS: 0		
PITCHER	IP WLS BF H R ER SO BB IBB HBP BLK WP HR S P ERA WHIP											PITCHER	IP WLS BF H R ER SO BB IBB HBP BLK WP HR S P ERA WHIP
Brian Meadows, R (1, 1) ERA: 5.18	6.0 L 24 7 4 4 5 0 0 0 0 0 0 1 59 81 6.00 1.167												
Carlos Almanzar, R (7, 1) ERA: 5.15	1.0 5 1 0 0 0 1 0 0 0 0 0 0 8 17 0.00 2.000												
Steve Montgomery, R (8, 1) ERA: 9.64	0.1 5 4 3 3 0 0 0 0 0 0 0 2 14 19 81.00 12.000												
Todd Erdos, R (8, 1) ERA: 4.73	1.2 5 0 0 0 0 2 0 0 0 0 0 0 0 16 23 0.00 0.000												

Seattle Mariners @ San Diego Padres
Qualcomm Stadium, San Diego, CA
Fri Jul 14 2000, 10:05 PM EDT
Att. 26,498 - Cloudy - 72 F

livebaseballscorecards.com

AB	37
R	7
H	12
RBI	7
BB	1
SO	7
LOB	15



Batter	1	2	3	4	5	6	7	8	9	AB	R	H	RBI	BB	SO	LOB
Eric Owens, R OBP: 0.375, SLG: 0.415 (1, 9)	1-0 G4-3 		2-2 G6-3 		1-0 1B 		1-0 F8 		0-1 B2-3 	5	1	1	0	0	0	0
Ruben Rivera, R OBP: 0.326, SLG: 0.464 (1, 8) Al Martin, L OBP: 0.350, SLG: 0.470 (9, PH)	2-2 P4 		2-3 K 		2-0 G4-3 1B 		2-1 P5 		1-0 G3 	4	0	1	1	0	1	0
Ryan Klesko, L OBP: 0.395, SLG: 0.605 (1, 3)	1-1 L3 		2-0 BB 1B 		1-0 G4-3 		2-3 K 		1-1 L9 	5	0	1	0	0	1	1
Phil Nevin, R OBP: 0.346, SLG: 0.512 (1, 5)		0-0 1B E 1B 	4-2 		4-0 		0-2 HR 2B 			2	2	2	0	2	0	0
Bret Boone, R OBP: 0.330, SLG: 0.468 (1, 4)		1-2 FC6-4 E 1B 	2-2 P6 		3-2 G5-3 		1-1 HR 			4	1	2	2	0	0	4
Wiki Gonzalez, R OBP: 0.301, SLG: 0.355 (1, 2)		0-2 E6 FC6-4 		1-3 K 		2-0 F8 		2-3 K 		4	0	0	1	0	2	1
Damian Jackson, R OBP: 0.344, SLG: 0.357 (1, 7)		1-3 K 		2-3 K 		2-1 S 16 WP 1B 		0-0 P6 		4	0	1	0	0	2	2
16 Kevin Nicholson, S OBP: 0.297, SLG: 0.400 (1, 6)		1-3 K 		0-0 G1-3 		3-2 P4 		2-3 K 		4	0	0	0	0	2	3
Brian Meadows, R OBP: 0.152, SLG: 0.152 (1, 1) Dusty Allen, R (6, PH) Carlos Almanzar, R (7, 1) Steve Montgomery, R (8, 1) Todd Erdos, R (8, 1) Dave Magadan, L OBP: 0.321, SLG: 0.258 (9, PH)		1-0 FC6-4 		1-0 G5-3 		3-3 K 		1-1 HR 		2	0	0	0	0	0	2

Inning Stats	R: 0	H: 0	E: 0	K: 0	S: 6	R: 1	H: 2	E: 1	K: 2	S: 14	R: 0	H: 1	E: 0	K: 1	S: 14	R: 0	H: 0	E: 0	K: 2	S: 7	R: 1	H: 2	E: 0	K: 0	S: 7	R: 0	H: 1	E: 0	K: 1	S: 9	R: 0	H: 0	E: 0	K: 1	S: 6	R: 2	H: 2	E: 0	K: 2	S: 17	R: 1	H: 1	E: 0	K: 0	S: 7	1B: 5	SF: 0	2B: 1	SAC: 0	3B: 1	DP: 0	HR: 2	HBP: 0	WP: 1	PA: 39
--------------	------	------	------	------	------	------	------	------	------	-------	------	------	------	------	-------	------	------	------	------	------	------	------	------	------	------	------	------	------	------	------	------	------	------	------	------	------	------	------	------	-------	------	------	------	------	------	-------	-------	-------	--------	-------	-------	-------	--------	-------	--------

PITCHER	IP	WLS	BF	H	R	ER	SO	BB	IBB	HBP	BLK	WP	HR	S	P	ERA	WHIP
Jamie Moyer, L ERA: 4.12 (1, 1)	6.0	W	27	6	2	2	6	2	0	0	0	1	0	57	102	3.00	1.333
Jose Paniagua, R ERA: 4.05 (7, 1)	2.0	H	8	2	2	2	3	0	0	0	0	0	1	23	33	9.00	1.000
Kazuhiko Sasaki, R ERA: 3.63 (9, 1)	1.0	S	4	1	1	1	0	0	0	0	0	0	1	7	10	9.00	1.000

BOTTOM

Seattle Mariners @ San Diego Padres
Qualcomm Stadium, San Diego, CA

AB	37
R	5
H	9
RBI	5
BB	2
SO	9
LOB	14



Fri Jul 14 2000, 10:05 PM EDT
Att: 26,498 - Cloudy - 72 F

Batter	1	2	3	4	5	6	7	8	9	AB R H RBI BB SO LOB	TOP											
Mark McLemore, S (1, 4) OBP: 0.345, SLG: 0.280 B B C C X	2-1 F9-5 2B			2-3 ①		0-0 G4-3 ②		2-1 G3-6-3 1-2f ② ③		4 0 1 0 0 1 1												
David Bell, R (1, 5) OBP: 0.293, SLG: 0.348 Brett Tomko, R (6, 1) Raul Ibanez, L (9, PH) OBP: 0.296, SLG: 0.309 F B B X	2-1 F9-5 ① ② 2-3		2-2 G5-3 ②		0-1 P6 ③		3-2 F9 ①		3 0 0 0 0 0 1 0 0 0 0 0 0 0 1 0 0 0 0 0 0													
Mike Cameron, R (1, 8) OBP: 0.357, SLG: 0.458 B F F C	1-3 ③		0-0 2B		1-1 P3 ①		0-3 ②		4 0 1 0 0 2 0													
John Olerud, L (1, 3) OBP: 0.418, SLG: 0.503 C B C X B C C		1-2 F7 ①		4-2 BB		2-1 G4-3 ②		0-3 ③		3 0 0 0 1 1 0												
Jay Buhner, R (1, 9) OBP: 0.381, SLG: 0.502 C B C C		0-3 ②		1-3 ③		4-1 2B BB				2 1 0 0 1 2 2												
John Mabry, L (1, 7) OBP: 0.309, SLG: 0.321 B X T T C C X			1-2 G4-3 ③		0-3 ①		2-2 2B 1-H			3 0 1 1 0 1 0												
Dan Wilson, R (1, 2) OBP: 0.292, SLG: 0.347 B C C X			1-1 G4-6-3 1B		2-2 F9 ②		1-2 P4 ③			3 0 1 0 0 0 1												
Carlos Guillen, S (1, 6) OBP: 0.258, SLG: 0.165 B X			1-0 G4-6-3 ① ② 1-2f		1-2 G1-3 ③		4-2 G3-6-3 BB			2 0 0 0 1 0 1												
Aaron Sele, R (1, 1) Stan Javier, S (6, PH) OBP: 0.349, SLG: 0.384 B X T T C C X			1-2 G3 ③		3-2 L1 ①		1-2 P6 ①			1 0 0 0 0 0 0 2 0 0 0 0 0 1												
Inning Stats	R: 0 E: 0 K: 1 S: 7	H: 1 LOB: 0 BB: 0 P: 12	R: 0 E: 0 K: 1 S: 10	H: 0 LOB: 0 BB: 0 P: 12	R: 0 E: 0 K: 0 S: 7	H: 1 LOB: 0 BB: 0 P: 10	R: 0 E: 0 K: 2 S: 13	H: 1 LOB: 2 BB: 1 P: 22	R: 0 E: 0 K: 1 S: 12	H: 0 LOB: 0 BB: 0 P: 15	R: 0 E: 0 K: 0 S: 9	H: 0 LOB: 0 BB: 0 P: 12	R: 1 E: 0 K: 0 S: 11	H: 1 LOB: 1 BB: 1 P: 21	R: 0 E: 0 K: 0 S: 9	H: 0 LOB: 0 BB: 1 P: 16	R: 0 E: 0 K: 2 S: 10	H: 0 LOB: 0 BB: 0 P: 13	1B: 1 2B: 4 3B: 0 HR: 0	SF: 0 SAC: 0 DP: 3 HBP: 0	WP: 0 PB: 0 SB: 0 CS: 0	PA: 31
PITCHER	IP WLS BF H R ER SO BB IBB HBP BLK WP HR S P ERA WHIP																					
Woody Williams, R (1, 1) ERA: 4.33 Donne Wall, R (8, 1) ERA: 3.38 Trevor Hoffman, R (9, 1) ERA: 3.26	7.0 W 26 4 1 1 5 3 0 0 0 0 0 0 73 112 1.29 1.000																					

Seattle Mariners @ San Diego Padres
 Qualcomm Stadium, San Diego, CA
 Sat Jul 15 2000, 10:05 PM EDT
 Att. 43,532 - Sunny - 73 F

AB	28
R	1
H	4
RBI	1
BB	3
SO	7
LOB	7



BOTTOM

Anaheim Angels @ San Diego Padres
Qualcomm Stadium, San Diego, CA

Sun Jul 16 2000, 7:05 PM EDT
Att: 28,941 - Sunny - 75 F

livebaseballscorecards.com

AB	37
R	6
H	11
RBI	5
BB	6
SO	9
LOB	19



WP:	0	PA:	47
PB:	1		
SB:	0		
CS:	1		

AB R H RBI BB SO LOB

4 0 1 1 1 0 2

4 0 0 0 0 2 3

4 1 1 1 1 1 1

5 1 2 0 0 2 4

4 1 3 2 0 0 0

0 0 0 0 0 0 0

1 1 1 0 0 0 0

4 1 1 1 1 1 4

2 0 0 0 0 1 1

2 1 1 0 1 0 0

4 0 1 0 0 2 3

4 0 1 1 1 0 2 3

2 0 0 0 0 0 0

0 0 0 0 0 0 0

1 0 0 0 0 0 1

0 0 0 0 0 0 0

0 0 0 0 0 0 0

0 0 0 0 2 0 0

1B: 5 SF: 1

2B: 3 SAC: 1

3B: 0 DP: 1

HR: 3 HBP: 1

1B: 5 SF: 1

2B: 3 SAC: 1

3B: 0 DP: 1

HR: 3 HBP: 1

1B: 5 SF: 1

2B: 3 SAC: 1

3B: 0 DP: 1

HR: 3 HBP: 1

1B: 5 SF: 1

2B: 3 SAC: 1

3B: 0 DP: 1

HR: 3 HBP: 1

1B: 5 SF: 1

2B: 3 SAC: 1

3B: 0 DP: 1

HR: 3 HBP: 1

1B: 5 SF: 1

2B: 3 SAC: 1

3B: 0 DP: 1

HR: 3 HBP: 1

1B: 5 SF: 1

2B: 3 SAC: 1

3B: 0 DP: 1

HR: 3 HBP: 1

1B: 5 SF: 1

2B: 3 SAC: 1

3B: 0 DP: 1

HR: 3 HBP: 1

1B: 5 SF: 1

2B: 3 SAC: 1

3B: 0 DP: 1

HR: 3 HBP: 1

1B: 5 SF: 1

2B: 3 SAC: 1

3B: 0 DP: 1

HR: 3 HBP: 1

1B: 5 SF: 1

2B: 3 SAC: 1

3B: 0 DP: 1

HR: 3 HBP: 1

1B: 5 SF: 1

2B: 3 SAC: 1

3B: 0 DP: 1

HR: 3 HBP: 1

1B: 5 SF: 1

2B: 3 SAC: 1

3B: 0 DP: 1

HR: 3 HBP: 1

1B: 5 SF: 1

2B: 3 SAC: 1

3B: 0 DP: 1

HR: 3 HBP: 1

1B: 5 SF: 1

2B: 3 SAC: 1

3B: 0 DP: 1

HR: 3 HBP: 1

1B: 5 SF: 1

2B: 3 SAC: 1

3B: 0 DP: 1

HR: 3 HBP: 1

1B: 5 SF: 1

2B: 3 SAC: 1

3B: 0 DP: 1

HR: 3 HBP: 1

1B: 5 SF: 1

2B: 3 SAC: 1

3B: 0 DP: 1

HR: 3 HBP: 1

1B: 5 SF: 1

2B: 3 SAC: 1

3B: 0 DP: 1

HR: 3 HBP: 1

1B: 5 SF: 1

2B: 3 SAC: 1

3B: 0 DP: 1

HR: 3 HBP: 1

1B: 5 SF: 1

2B: 3 SAC: 1

3B: 0 DP: 1

HR: 3 HBP: 1

1B: 5 SF: 1

2B: 3 SAC: 1

3B: 0 DP: 1

HR: 3 HBP: 1

1B: 5 SF: 1

2B: 3 SAC: 1

3B: 0 DP: 1

HR: 3 HBP: 1

1B: 5 SF: 1

2B: 3 SAC: 1

3B: 0 DP: 1

HR: 3 HBP: 1

1B: 5 SF: 1

2B: 3 SAC: 1

3B: 0 DP: 1

HR: 3 HBP: 1

1B: 5 SF: 1

2B: 3 SAC: 1

3B: 0 DP: 1

HR: 3 HBP: 1

1B: 5 SF: 1

2B: 3 SAC: 1

3B: 0 DP: 1

HR: 3 HBP: 1

1B: 5 SF: 1

2B: 3 SAC: 1

3B: 0 DP: 1

HR: 3 HBP: 1

1B: 5 SF: 1

2B: 3 SAC: 1

3B: 0 DP: 1

HR: 3 HBP: 1

1B: 5 SF: 1

2B: 3 SAC: 1

3B: 0 DP: 1

HR: 3 HBP: 1

1B: 5 SF: 1

2B: 3 SAC: 1

3B: 0 DP: 1

HR: 3 HBP: 1

1B: 5 SF: 1

2B: 3 SAC: 1

3B: 0 DP: 1

HR: 3 HBP: 1

1B: 5 SF: 1

2B: 3 SAC: 1

3B: 0 DP: 1

HR: 3 HBP: 1

1B: 5 SF: 1

2B: 3 SAC: 1

3B: 0 DP: 1

HR: 3 HBP: 1

1B: 5 SF: 1

2B: 3 SAC: 1

3B: 0 DP: 1

HR: 3 HBP: 1

1B: 5 SF: 1

2B: 3 SAC: 1

3B: 0 DP: 1

HR: 3 HBP: 1

1B: 5 SF: 1

2B: 3 SAC: 1

3B: 0 DP: 1

HR: 3 HBP: 1

1B: 5 SF: 1

2B: 3 SAC: 1

3B: 0 DP: 1

HR: 3 HBP: 1

1B: 5 SF: 1

2B: 3 SAC: 1

3B: 0 DP: 1

HR: 3 HBP: 1

1B: 5 SF: 1

2B: 3 SAC: 1

3B: 0 DP: 1

HR: 3 HBP: 1

1B: 5 SF: 1

2B: 3 SAC: 1

3B: 0 DP: 1

HR: 3 HBP: 1

1B: 5 SF: 1

2B: 3 SAC: 1

3B: 0 DP: 1

HR: 3 HBP: 1

1B: 5 SF: 1

2B: 3 SAC: 1

3B: 0 DP: 1

HR: 3 HBP: 1

1B: 5 SF: 1

2B: 3 SAC: 1

3B: 0 DP: 1

HR: 3 HBP: 1

1B: 5 SF: 1

2B: 3 SAC: 1

3B: 0 DP: 1

HR: 3 HBP: 1

1B: 5 SF: 1

2B: 3 SAC: 1

3B: 0 DP: 1

HR: 3 HBP: 1

1B: 5 SF: 1

2B: 3 SAC: 1

3B: 0 DP: 1

HR: 3 HBP: 1

1B: 5 SF: 1

2B: 3 SAC: 1

3B: 0 DP: 1

HR: 3 HBP: 1

1B: 5 SF: 1

2B: 3 SAC: 1

3B: 0 DP: 1

HR: 3 HBP: 1

1B: 5 SF: 1

2B: 3 SAC: 1

3B: 0 DP: 1

HR: 3 HBP: 1

1B: 5 SF: 1

2B: 3 SAC: 1

3B: 0 DP: 1

HR: 3 HBP: 1

1B: 5 SF: 1

2B: 3 SAC: 1

3B: 0 DP: 1

HR: 3 HBP: 1

1B: 5 SF: 1

2B: 3 SAC: 1

3B: 0 DP: 1

HR: 3 HBP: 1

1B: 5 SF: 1

2B: 3 SAC: 1

3B: 0 DP: 1

HR: 3 HBP: 1

1B: 5 SF: 1

2B: 3 SAC: 1

3B: 0 DP: 1

HR: 3 HBP: 1

1B: 5 SF: 1

2B: 3 SAC: 1

3B: 0 DP: 1

HR: 3 HBP: 1

1B: 5 SF: 1

2B: 3 SAC: 1

3B: 0 DP: 1

HR: 3 HBP: 1

1B: 5 SF: 1

2B: 3 SAC: 1

3B: 0 DP: 1

HR: 3 HBP: 1

1B: 5 SF: 1

2B: 3 SAC: 1

3B: 0 DP: 1

HR: 3 HBP: 1

1B: 5 SF: 1

Batter	1	2	3	4	5	6	7	8	9	AB R H RBI BB SO LOB	TOP		
Darin Erstad, L (1, 7) OBP: 0.439, SLG: 0.596	1-2 SH1-3 2B		1-3 K		1-0 G3-1 1B		0-3 K			4 1 2 0 0 2 0	Anaheim Angels @ San Diego Padres Qualcomm Stadium, San Diego, CA Mon Jul 17 2000, 10:05 PM EDT Att. 19,930 - Sunny - 73 F		
Kevin Stocker, S (1, 6) OBP: 0.361, SLG: 0.370	1-0 SH1-3		3-3 K		0-0 G3-1			1-3 K		3 0 0 0 0 2 1			
Mo Vaughn, L (1, 3) OBP: 0.377, SLG: 0.556 Shigetoshi Hasegawa, R (8, 1) Troy Percival, R (9, 1)	1-0 2B		0-0 G6-3		0-0 G3-1			2-3 K		4 0 1 1 0 1 1 0 0 0 0 0 0 0 0 0 0 0 0 0 0			
16 Garret Anderson, L (1, 8) OBP: 0.273, SLG: 0.515	2-1 P5			0-1 L9	2-2 F8			2-3 K		4 0 0 0 0 1 2			
Troy Glaus, R (1, 5) OBP: 0.404, SLG: 0.627	3-3 K			2-0 G6-3		1-3 K		1-2 F7		4 0 0 0 0 2 1			
Adam Kennedy, L (1, 4) OBP: 0.319, SLG: 0.421				1-1 HR 1B		3-3 K		1-1 F8		4 1 1 0 0 1 0			
Matt Walbeck, S (1, 2) OBP: 0.268, SLG: 0.402				1-0 HR		3-2 G3-1		2-1 F8		4 1 1 2 0 0 0			
Orlando Palmeiro, L (1, 9) OBP: 0.410, SLG: 0.410				4-0 BB			3-2 F7			2 0 1 0 1 0 0			
Brian Cooper, R (1, 1) Mark Petkovsek, R (7, 1) Mike Holtz, L (7, 1) Scott Spiezio, S (8, 3) OBP: 0.329, SLG: 0.401				0-3 K			0-0 G5-3			3 0 0 0 0 2 2 0			
Inning Stats	R: 1 H: 2 E: 0 LOB: 1 K: 1 BB: 0 S: 10 P: 18	R: 0 H: 1 E: 0 LOB: 1 K: 1 BB: 0 S: 11 P: 16	R: 0 H: 0 E: 0 LOB: 0 K: 2 BB: 0 S: 7 P: 11	R: 2 H: 2 E: 0 LOB: 1 K: 1 BB: 1 S: 9 P: 17	R: 0 H: 1 E: 0 LOB: 1 K: 0 BB: 0 S: 6 P: 9	R: 0 H: 0 E: 0 LOB: 0 K: 2 BB: 0 S: 9 P: 16	R: 0 H: 0 E: 0 LOB: 0 K: 1 BB: 0 S: 9 P: 12	R: 0 H: 0 E: 0 LOB: 0 K: 3 BB: 0 S: 9 P: 14	R: 0 H: 0 E: 0 LOB: 0 K: 0 BB: 0 S: 7 P: 11	1B: 2 SF: 0 2B: 3 SAC: 1 3B: 0 DP: 0 HR: 1 HBP: 0	WP: 0 PA: 34 PB: 0 SB: 1 CS: 0		
PITCHER	IP WLS BF H R ER SO BB IBB HBP BLK WP HR S P ERA WHIP											PITCHER	IP WLS BF H R ER SO BB IBB HBP BLK WP HR S P ERA WHIP
Matt Clement, R (1, 1) ERA: 4.78	7.0 L 28 6 3 3 8 1 0 0 0 0 0 1 61 99 3.86 1.000												
Kevin Walker, L (8, 1) ERA: 4.12	1.0 3 0 0 0 3 0 0 0 0 0 0 0 9 14 0.00 0.000												
Steve Montgomery, R (9, 1) ERA: 7.94	1.0 3 0 0 0 0 0 0 0 0 0 0 0 7 11 0.00 0.000												

livebaseballscorecards.com

AB	32
R	3
H	6
RBI	3
BB	1
SO	11
LOB	7



Batter	1	2	3	4	5	6	7	8	9	10	11	AB R H RBI BB SO LOB	TOP																						
Darin Erstad, L (1, 7) OBP: 0.439, SLG: 0.600	0-0 F2		1-3 K		2-2 HR			4-1 BB		0-1 G3-1		4 1 1 1 1 1 0	Anaheim Angels @ San Diego Padres Qualcomm Stadium, San Diego, CA Tue Jul 18 2000, 5:05 PM EDT Att: 21,835 - Sunny - 82 F																						
Orlando Palmeiro, L (1, 9) OBP: 0.409, SLG: 0.417	2-3 K		0-1 2B		0-2 G6-3			0-2 BB		0-1 G3		5 0 2 0 0 1 0																							
Mo Vaughn, L (1, 3) OBP: 0.372, SLG: 0.548	1-3 K		0-3 K					1-2 BB				5 0 0 0 0 4 3																							
16 Garret Anderson, L (1, 8) OBP: 0.275, SLG: 0.521		1-0 G4-3		0-1 HR				1-2 BB				5 1 2 1 0 0 0																							
Troy Glaus, R (1, 5) OBP: 0.407, SLG: 0.630		4-0 F9 HBP BB		1-1 HBP				2-0 L6				3 1 1 0 1 0 3																							
Bengie Molina, R (1, 2) OBP: 0.332, SLG: 0.463		1-1 FC5-4 HBP		0-0 F9				2-2 G3				4 0 0 0 0 0 1																							
Adam Kennedy, L (1, 4) OBP: 0.319, SLG: 0.419		1-0 F9		2-3 K				0-3 G3-1 BLK				4 0 1 0 0 2 3																							
Benji Gil, R (1, 6) OBP: 0.295, SLG: 0.327		1-1 FC5-4		2-2 F3				0-1 G3-1				4 0 0 0 0 0 3																							
Ken Hill, R (1, 1) OBP: 0.333, SLG: 0.333			2-2 G1-3					0-0 F9				2 0 0 0 0 0 0																							
Scott Spiezio, S (7, PH) OBP: 0.328, SLG: 0.399												1 0 0 0 0 0 1																							
Mark Petkovsek, R (7, 1)												0 0 0 0 0 0 0																							
Shigetoshi Hasegawa, R (8, 1)												0 0 0 0 0 0 0																							
Troy Percival, R (9, 1)												0 0 0 0 0 0 0																							
Kevin Stocker, S (10, PH)												1 0 0 0 0 1 0																							
Al Levine, L (10, 1)												0 0 0 0 0 0 0																							
Inning Stats	R: 0 H: 0 E: 0 K: 2 S: 7	H: 0 LOB: 0 BB: 0 P: 10	R: 0 H: 0 E: 0 K: 0 S: 5	H: 0 LOB: 2 BB: 1 P: 13	R: 0 H: 1 E: 0 K: 2 S: 15	H: 1 LOB: 1 BB: 0 P: 18	R: 1 H: 1 E: 0 K: 1 S: 7	H: 1 LOB: 0 BB: 0 P: 10	R: 1 H: 1 E: 0 K: 0 S: 13	H: 1 LOB: 0 BB: 0 P: 18	R: 0 H: 2 E: 0 K: 1 S: 12	H: 2 LOB: 2 BB: 1 P: 20	R: 0 H: 0 E: 0 K: 1 S: 9	H: 0 LOB: 0 BB: 0 P: 12	R: 0 H: 0 E: 0 K: 1 S: 7	H: 0 LOB: 0 BB: 0 P: 9	R: 1 H: 1 E: 0 K: 1 S: 12	H: 1 LOB: 0 BB: 0 P: 16	1B: 3 SF: 0 2B: 2 SAC: 0 3B: 1 DP: 1 HR: 2 HBP: 2	WP: 1 PA: 42 PB: 0 SB: 0 CS: 0															
PITCHER	IP WLS BF H R ER SO BB IBB HBP BLK WP HR S P ERA WHIP																																		
Brian Tollberg, R (1, 1) ERA: 2.58	7.0	27	4	2	2	5	1	0	2	1	0	2	59	84	2.57	0.714																			
Kevin Walker, L (8, 1) ERA: 4.02	1.0	5	2	0	0	1	1	0	0	0	0	0	12	20	0.00	3.000																			
Matt Whiteside, R (9, 1) ERA: 3.69	1.0	3	0	0	0	1	0	0	0	0	0	0	9	12	0.00	0.000																			
Trevor Hoffman, R (10, 1) ERA: 4.1	2.0	L 7	1	1	1	2	0	0	0	0	1	0	19	25	4.50	0.500																			

livebaseballscorecards.com

AB	38
R	3
H	7
RBI	2
BB	2
SO	9
LOB	14



Batter	1	2	3	4	5	6	7	8	9	10	AB R H RBI BB SO LOB	TOP									
Eric Owens, R (1, 9) OBP: 0.367, SLG: 0.406	1-1 1B 1B	1-0 1B 1B		3-2 G6-3			0-2 G3			1-1 16 SH3-4 1B 2B	5 3 3 0 0 0 0	San Diego Padres @ San Francisco Giants PacBell Park, San Francisco, CA Wed Jul 19 2000, 10:15 PM EDT Att. 40,930 - Sunny - 62 F livebaseballscorecards.com									
Al Martin, L (1, 7) OBP: 0.354, SLG: 0.483 16 Kevin Nicholson, S (10, PH) OBP: 0.292, SLG: 0.388 (10, 6)	1-1 1B 1B	2-2 1B 1B			0-0 G3		0-0 F5			0-0 SH3-4 2-3	4 1 2 0 0 0 0 0 0 0 0 0 0 0										
Ryan Klesko, L (1, 3) OBP: 0.398, SLG: 0.591	2-2 G3-1 1B 1-3 3-H	2-1 1B 1B 1-2 3-H			0-3 K				3-2 G4-3	2-1 K 1B 1B 3-H	5 0 3 3 0 1 0										
Phil Nevin, R (1, 5) OBP: 0.349, SLG: 0.506	2-2 G3-1 1B 1-2 3-H	3-3 K			1-2 1B				0-1 G4-3	0-2 WP 1B 1-2	5 0 3 1 0 1 2										
Bret Boone, R (1, 4) OBP: 0.326, SLG: 0.459	1-2 F7		1-1 2B FC9-5 1B		0-2 F8				4-2 BB	2-3 K 1-2 2-3	4 0 1 0 1 1 5										
Wiki Gonzalez, R (1, 2) OBP: 0.285, SLG: 0.340	0-2 G3-1 1-2 2-3		0-0 FC9-5 1-3 2B		0-1 G5-3				3-2 F8	2-0 F8	5 0 1 0 0 0 5										
Ruben Rivera, R (1, 8) OBP: 0.321, SLG: 0.459	2-3 K		2-2 SAFE FC9-5 2-3 3-H		0-0 G5-3				1-3 K		4 0 0 0 0 2 4										
Damian Jackson, R (1, 6) OBP: 0.336, SLG: 0.354 (10, 7)		2-1 F8		0-2 G6-3		1-2 F7			0-3 K		4 0 0 0 0 1 0										
Brian Meadows, R (1, 1) OBP: 0.139, SLG: 0.139 Dave Magadan, L (9, PH) OBP: 0.329, SLG: 0.261 Donne Wall, R (9, 1)		0-1 G3		0-3 K		1-2 G5-3			3-3 K		3 0 0 0 0 1 0 1 0 0 0 0 1 0 0 0 0 0 0 0 0										
Inning Stats	R: 2 E: 0 K: 1 S: 20	H: 4 LOB: 2 BB: 0 P: 29	R: 1 E: 0 K: 1 S: 13	H: 3 LOB: 2 BB: 0 P: 23	R: 0 E: 0 K: 0 S: 7	H: 2 LOB: 0 BB: 0 P: 10	R: 0 E: 0 K: 1 S: 10	H: 1 LOB: 1 BB: 0 P: 11	R: 0 E: 0 K: 0 S: 6	H: 0 LOB: 0 BB: 0 P: 7	R: 0 E: 0 K: 0 S: 8		H: 0 LOB: 1 BB: 1 P: 23	R: 0 E: 0 K: 3 S: 9	H: 0 LOB: 0 BB: 0 P: 13	R: 1 E: 0 K: 1 S: 12	H: 3 LOB: 2 BB: 0 P: 19	1B: 11 2B: 3 3B: 0 HR: 0	SF: 0 SAC: 1 DP: 1 HBP: 0	WP: 1 PB: 0 SB: 0 CS: 0	PA: 42
PITCHER	IP WLS BF H R ER SO BB IBB HBP BLK WP HR S P ERA WHIP																				
Mark Gardner, R (1, 1) ERA: 4.89	7.0																				
Felix Rodriguez, R (8, 1) ERA: 2.85	2.0																				
Alan Embree, L (10, 1) ERA: 5.85	0.1	L	4	3	1	1	0	0	0	0	0		0	0	0	8	11	27.00	9.000		
Robb Nen, R (10, 1) ERA: 2.09	0.2																				



Batter	1	2	3	4	5	6	7	8	9	AB R H RBI BB SO LOB	TOP	
Eric Owens, R OBP: 0.366, SLG: 0.402 (1, 9) (8, 7)	0-2 P6		1-0 G1-3		1-1 F8			4-0 BLK G1-3 1-2 BB		3 0 0 0 1 0 1		
Al Martin, L OBP: 0.354, SLG: 0.481 Joe Vitiello, R OBP: 0.500, SLG: 1.000 29 Kory DeHaan, L OBP: 0.268, SLG: 0.333 (1, 7) (8, PH) (8, 9)	0-0 FC6-4 1B		2-1 F8			0-0 P6		3-2 G1-3 1-2 2-3		3 0 1 0 0 0 1 1 0 0 0 0 0 2 0 0 0 0 0 0 0		
Ryan Klesko, L OBP: 0.396, SLG: 0.587 (1, 3)	0-1 F7			1-1 P4		2-2 G1-6-3 1B		2-3 K 2-3 3-H		4 0 1 0 0 1 2		
Phil Nevin, R OBP: 0.348, SLG: 0.501 (1, 5)	3-1 FC6-4 1-2f			4-2 G4-6-3 BB		0-0 G1-6-3 1-2f			0-0 G5-3	3 0 0 0 1 0 2		
Bret Boone, R OBP: 0.323, SLG: 0.454 (1, 4)		0-1 F8		2-1 G4-6-3 1-2f			0-0 F7		1-2 G4-3	4 0 0 0 0 0 1		
Wiki Gonzalez, R OBP: 0.278, SLG: 0.331 (1, 2)		3-2 G4-3			0-0 F9		2-1 G5-3		1-0 G1-3	4 0 0 0 0 0 0		
Ruben Rivera, R OBP: 0.318, SLG: 0.453 (1, 8)		1-0 F9			0-0 E5 HR		0-0 F8			3 1 0 0 0 0 0		
16 Kevin Nicholson, S OBP: 0.280, SLG: 0.371 (1, 6)			2-2 G4-3		2-2 F8			1-2 G4-3		3 0 0 0 0 0 1		
Woody Williams, R OBP: 0.385, SLG: 0.652 Carlos Almanzar, R (1, 1) (8, 1)			2-2 2B		2-2 HR			3-1 G1-3 BB BLK 1B		3 2 3 2 0 0 0 0 0 0 0 0 0 0		
Inning Stats	R: 0 H: 1 E: 0 LOB: 1 K: 0 BB: 0 S: 9 P: 12	R: 0 H: 0 E: 0 LOB: 0 K: 0 BB: 0 S: 6 P: 10	R: 0 H: 1 E: 0 LOB: 1 K: 0 BB: 0 S: 9 P: 16	R: 0 H: 0 E: 0 LOB: 0 K: 0 BB: 1 S: 7 P: 14	R: 2 H: 1 E: 1 LOB: 0 K: 0 BB: 0 S: 10 P: 15	R: 0 H: 1 E: 0 LOB: 0 K: 0 BB: 0 S: 6 P: 8	R: 0 H: 0 E: 0 LOB: 0 K: 0 BB: 0 S: 4 P: 6	R: 1 H: 1 E: 0 LOB: 1 K: 1 BB: 1 S: 12 P: 25	R: 0 H: 0 E: 0 LOB: 0 K: 0 BB: 0 S: 5 P: 7	1B: 3 SF: 0 2B: 1 SAC: 0 3B: 0 DP: 2 HR: 1 HBP: 0	WP: 0 PA: 33 PB: 0 SB: 0 CS: 0	
PITCHER	IP WLS BF H R ER SO BB IBB HBP BLK WP HR S P ERA WHIP											
Kirk Rueter, L ERA: 3.64 Aaron Fultz, L ERA: 6.6	(1, 1) (8, 1) 7.1 W 28 5 3 1 0 2 0 0 0 0 0 1 56 94 1.23 0.955											

San Diego Padres @ San Francisco Giants
PacBell Park, San Francisco, CA
Thu Jul 20 2000, 7:05 PM EDT
Att. 40,930 - Sunny - 69 F

AB	31
R	3
H	5
RBI	2
BB	2
SO	1
LOB	10



Batter	1	2	3	4	5	6	7	8	9	AB	R	H	RBI	BB	SO	LOB
Marvin Benard, L (1, 8) OBP: 0.342, SLG: 0.405	3-1 BB HR 1B	1-1 L7			1-2 FC4-6 HR		1-3 K			4	2	1	0	0	1	3
Russ Davis, R (1, 5) Aaron Fultz, L (8, 1) OBP: 0.327, SLG: 0.438 OBP: 0.500, SLG: 0.500	0-2 L8	0-0 F8			2-1 HR		2-2 L9			4	1	1	2	0	0	3
Barry Bonds, L (1, 7) OBP: 0.443, SLG: 0.740	4-2 HR BB				0-0 1B 2B		2-2 L8			2	2	1	0	2	0	0
Jeff Kent, R (1, 4) OBP: 0.421, SLG: 0.647	0-0 HR				2-2 G6-3		2-1 L4			4	1	1	3	0	0	2
J.T. Snow, L (1, 3) OBP: 0.383, SLG: 0.500	1-3 K				0-0 1B		1-1 G4-3			4	0	1	1	0	1	0
Rich Aurilia, R (1, 6) OBP: 0.332, SLG: 0.412	0-3 K				0-2 F7		1-0 BB 1B			4	1	1	0	0	2	1
Armando Rios, L (1, 9) OBP: 0.337, SLG: 0.450					0-0 F7		4-2 BB 1B BB			3	0	0	0	1	1	0
Doug Mirabelli, R (1, 2) OBP: 0.355, SLG: 0.434					2-3 K		3-2 1B			3	0	1	1	1	1	0
Kirk Rueter, L (1, 1) Bill Mueller, S (8, 5) OBP: 0.171, SLG: 0.200 OBP: 0.338, SLG: 0.390					0-2 FC4-6 1B		0-0 G4-3			3	0	1	0	0	0	1

Inning Stats	R: 3	H: 2	E: 0	K: 2	S: 17	LOB: 0	BB: 1	P: 25	R: 0	H: 0	E: 1	K: 1	S: 10	LOB: 2	BB: 1	P: 20	R: 0	H: 0	E: 0	K: 0	S: 5	LOB: 0	BB: 1	P: 12	R: 0	H: 0	E: 0	K: 1	S: 8	LOB: 0	BB: 0	P: 10	R: 3	H: 4	E: 0	K: 1	S: 22	LOB: 1	BB: 0	P: 29	R: 0	H: 0	E: 0	K: 0	S: 6	LOB: 0	BB: 0	P: 8	R: 0	H: 0	E: 0	K: 1	S: 14	LOB: 0	BB: 0	P: 19	R: 1	H: 2	E: 0	K: 0	S: 13	LOB: 2	BB: 1	P: 24
--------------	------	------	------	------	-------	--------	-------	-------	------	------	------	------	-------	--------	-------	-------	------	------	------	------	------	--------	-------	-------	------	------	------	------	------	--------	-------	-------	------	------	------	------	-------	--------	-------	-------	------	------	------	------	------	--------	-------	------	------	------	------	------	-------	--------	-------	-------	------	------	------	------	-------	--------	-------	-------

PITCHER	IP	WLS	BF	H	R	ER	SO	BB	IBB	HBP	BLK	WP	HR	S	P	ERA	WHIP
Woody Williams, R (1, 1) ERA: 4.68	7.0	L	30	6	6	6	6	3	0	0	0	0	2	82	123	7.71	1.286
Carlos Almanzar, R (8, 1) ERA: 5.24	1.0		5	2	1	1	0	1	0	0	0	0	0	13	24	9.00	3.000


BOTTOM

San Diego Padres @ San Francisco Giants
PacBell Park, San Francisco, CA

Thu Jul 20 2000, 7:05 PM EDT
Att: 40,930 - Sunny - 69 F

AB	31
R	7
H	8
RBI	7
BB	4
SO	6
LOB	10

WP: 0 PA: 35
PB: 0
SB: 0
CS: 0



PITCHER	IP	WLS	BF	H	R	ER	SO	BB	IBB	HBP	BLK	WP	HR	S	P	ERA	WHIP
---------	----	-----	----	---	---	----	----	----	-----	-----	-----	----	----	---	---	-----	------

Batter	1	2	3	4	5	6	7	8	9	AB R H RBI BB SO LOB	TOP	
Eric Owens, R (1, 9) OBP: 0.364, SLG: 0.399	1-0 G1-6-3 1B		1-2 G6-4-3 1-2f	2-2 FC6-4 1-2f		2-2 G6-3 1-3		1-3 K		5 0 1 0 0 1 6		
Ruben Rivera, R (1, 8) OBP: 0.315, SLG: 0.448	1-1 F8			2-3 K	1-1 L5	2-1 2B 1B		2-3 K		5 1 1 1 0 2 2		
Ryan Klesko, L (1, 3) OBP: 0.399, SLG: 0.592	1-1 G1-6-3 1-2f			4-1 BB 1B 1B BB	2-3 K	1-1 1-H 2B			0-0 G6-3 2B	4 1 2 1 1 1 1		
Phil Nevin, R (1, 5) OBP: 0.348, SLG: 0.503		1-0 F7		2-1 BB 1B	1-0 E 2B	3-2 G6-3			0-3 K	5 1 2 0 0 1 2		
Bret Boone, R (1, 4) OBP: 0.327, SLG: 0.453		1-0 FC4-6 1B		4-0 FC5-4 1B BB	4-0 E IBB		2-3 K		0-0 G6-3	3 1 1 0 2 1 1		
Al Martin, L (1, 7) OBP: 0.354, SLG: 0.478		0-0 FC4-6 FC6-4 1-2f		1-1 FC5-4 1B	1-1 E1		0-0 G4-3		4-0 IBB	4 0 1 2 1 0 3		
Ben Davis, S (1, 2) OBP: 0.158, SLG: 0.222		2-0 FC6-4 1-2f		1-0 FC5-4 BB 1B 1-2f 2-3	1-3 K		3-3 K		0-0 G5-3	5 0 0 0 0 2 8		
Damian Jackson, R (1, 6) OBP: 0.334, SLG: 0.352			1-0 G4-3	0-0 BB 1B 1-2 3-H		1-2 G6-3		0-0 F9		4 0 1 1 0 0 0		
Adam Eaton, R (1, 1) OBP: 0.556, SLG: 0.500			2-0	4-1 BB 1B		1-1 G6-3 S 1B		2-0		3 1 3 0 1 0 0		
Kevin Walker, L (8, 1) OBP: 0.250, SLG: 0.250										0 0 0 0 0 0 0		
Todd Erdos, R (9, 1)										0 0 0 0 0 0 0		
Inning Stats	R: 0 H: 1 E: 0 LOB: 0 K: 0 BB: 0 S: 5 P: 8	R: 0 H: 1 E: 0 LOB: 1 K: 0 BB: 0 S: 4 P: 8	R: 0 H: 1 E: 0 LOB: 0 K: 0 BB: 0 S: 7 P: 11	R: 3 H: 3 E: 0 LOB: 3 K: 1 BB: 3 S: 14 P: 34	R: 0 H: 1 E: 1 LOB: 3 K: 2 BB: 1 S: 11 P: 21	R: 2 H: 3 E: 0 LOB: 1 K: 0 BB: 0 S: 16 P: 26	R: 0 H: 0 E: 0 LOB: 0 K: 2 BB: 0 S: 8 P: 13	R: 0 H: 1 E: 0 LOB: 1 K: 2 BB: 0 S: 10 P: 15	R: 0 H: 1 E: 0 LOB: 2 K: 1 BB: 1 S: 6 P: 10	1B: 9 SF: 0 2B: 3 SAC: 0 3B: 0 DP: 2 HR: 0 HBP: 0	WP: 0 PA: 43 PB: 0 SB: 1 CS: 0	
PITCHER	IP WLS BF H R ER SO BB IBB HBP BLK WP HR S P ERA WHIP											
Brian Bohanon, L (1, 1) ERA: 6.44	5.2 L 30 10 5 5 3 3 1 0 0 0 0 0 54 102 7.94 2.294											
Julian Tavarez, R (6, 1) ERA: 5.87	1.1 4 0 0 0 2 0 0 0 0 0 0 0 11 19 0.00 0.000											
Mike DeJean, R (8, 1) ERA: 3.63	1.0 4 1 0 0 2 0 0 0 0 0 0 0 10 15 0.00 1.000											
Jose Jimenez, R (9, 1) ERA: 3.65	1.0 5 1 0 0 1 0 1 0 0 0 0 0 6 10 0.00 1.000											

San Diego Padres @ Colorado Rockies
Coors Field, Denver, CO

AB	38
R	5
H	12
RBI	5
BB	5
SO	8
LOB	23



Fri Jul 21 2000, 7:05 PM MDT
Att. 41,118 - Cloudy - 82 F

livebaseballscorecards.com

BOTTOM

San Diego Padres @ Colorado Rockies
Coors Field, Denver, CO
Fri Jul 21 2000, 7:05 PM MDT
Att: 41,118 - Cloudy - 82 F

livebaseballscorecards.com

AB 32
R 1
H 7
RBI 1
BB 5
SO 3
LOB 17



WP: 1 PA: 37
PB: 0
SB: 0
CS: 0

AB R H RBI BB SO LOB

5 0 0 0 0 1 3

4 0 2 0 0 0 0

4 0 0 0 0 0 2

3 0 1 0 1 0 0

3 0 1 0 1 0 2

4 1 1 0 0 1 5

3 0 1 1 1 1 1

1 0 0 0 2 0 0

1 0 0 0 0 0 1

2 0 0 0 0 0 2

0 0 0 0 0 0 0

1 0 1 0 0 0 0

0 0 0 0 0 0 0

0 0 0 0 0 0 0

0 0 0 0 0 0 0

1 0 0 0 0 0 1

1B: 6 SF: 0

2B: 1 SAC: 0

3B: 0 DP: 2

HR: 0 HBP: 0

WP: 1 PA: 37

PB: 0

SB: 0

CS: 0

ERA WHIP

ERA WHIP

ERA WHIP

ERA WHIP

ERA WHIP

ERA WHIP

ERA WHIP

ERA WHIP

ERA WHIP

ERA WHIP

ERA WHIP

ERA WHIP

ERA WHIP

ERA WHIP

ERA WHIP

ERA WHIP

ERA WHIP

ERA WHIP

ERA WHIP

ERA WHIP

ERA WHIP

ERA WHIP

ERA WHIP

ERA WHIP

ERA WHIP

ERA WHIP

ERA WHIP

ERA WHIP

ERA WHIP

ERA WHIP

ERA WHIP

ERA WHIP

ERA WHIP

ERA WHIP

ERA WHIP

ERA WHIP

ERA WHIP

ERA WHIP

ERA WHIP

ERA WHIP

ERA WHIP

ERA WHIP

ERA WHIP

ERA WHIP

ERA WHIP

ERA WHIP

ERA WHIP

ERA WHIP

ERA WHIP

ERA WHIP

ERA WHIP

ERA WHIP

ERA WHIP

ERA WHIP

ERA WHIP

ERA WHIP

ERA WHIP

ERA WHIP

ERA WHIP

ERA WHIP

ERA WHIP

ERA WHIP

ERA WHIP

ERA WHIP

ERA WHIP

ERA WHIP

ERA WHIP

ERA WHIP

ERA WHIP

ERA WHIP

ERA WHIP

ERA WHIP

ERA WHIP

ERA WHIP

ERA WHIP

ERA WHIP

ERA WHIP

ERA WHIP

ERA WHIP

ERA WHIP

ERA WHIP

ERA WHIP

ERA WHIP

ERA WHIP

ERA WHIP

ERA WHIP

ERA WHIP

ERA WHIP

ERA WHIP

ERA WHIP

ERA WHIP

ERA WHIP

ERA WHIP

ERA WHIP

ERA WHIP

ERA WHIP

ERA WHIP

ERA WHIP

ERA WHIP

ERA WHIP

ERA WHIP

ERA WHIP

ERA WHIP

ERA WHIP

ERA WHIP

ERA WHIP

ERA WHIP

ERA WHIP

ERA WHIP

ERA WHIP

ERA WHIP

ERA WHIP

ERA WHIP

ERA WHIP

ERA WHIP

ERA WHIP

ERA WHIP

ERA WHIP

ERA WHIP

ERA WHIP

ERA WHIP

ERA WHIP

ERA WHIP

ERA WHIP

ERA WHIP

ERA WHIP

ERA WHIP

ERA WHIP

ERA WHIP

ERA WHIP

ERA WHIP

ERA WHIP

ERA WHIP

ERA WHIP

ERA WHIP

ERA WHIP

ERA WHIP

ERA WHIP

ERA WHIP

ERA WHIP

ERA WHIP

ERA WHIP

ERA WHIP

ERA WHIP

ERA WHIP

ERA WHIP

ERA WHIP

ERA WHIP

ERA WHIP

ERA WHIP

ERA WHIP

ERA WHIP

ERA WHIP

ERA WHIP

ERA WHIP

ERA WHIP

ERA WHIP

ERA WHIP

ERA WHIP

ERA WHIP

ERA WHIP

ERA WHIP

ERA WHIP

ERA WHIP

ERA WHIP

ERA WHIP

ERA WHIP

ERA WHIP

ERA WHIP

ERA WHIP

ERA WHIP

ERA WHIP

ERA WHIP

ERA WHIP

ERA WHIP

ERA WHIP

ERA WHIP

ERA WHIP

ERA WHIP

ERA WHIP

ERA WHIP

ERA WHIP

ERA WHIP

ERA WHIP

ERA WHIP

ERA WHIP

ERA WHIP

ERA WHIP

ERA WHIP

ERA WHIP

ERA WHIP

ERA WHIP

ERA WHIP

ERA WHIP

ERA WHIP

ERA WHIP

ERA WHIP

ERA WHIP

ERA WHIP

ERA WHIP

ERA WHIP

ERA WHIP

ERA WHIP

ERA WHIP

ERA WHIP

ERA WHIP

ERA WHIP

ERA WHIP

ERA WHIP

ERA WHIP

ERA WHIP

ERA WHIP

ERA WHIP

ERA WHIP

ERA WHIP

ERA WHIP

ERA WHIP

ERA WHIP

ERA WHIP

ERA WHIP

ERA WHIP

ERA WHIP

ERA WHIP

ERA WHIP

ERA WHIP

ERA WHIP

ERA WHIP

ERA WHIP

ERA WHIP

ERA WHIP

ERA WHIP

ERA WHIP

ERA WHIP

ERA WHIP

ERA WHIP

ERA WHIP

ERA WHIP

ERA WHIP

ERA WHIP

ERA WHIP

ERA WHIP

ERA WHIP

ERA WHIP

ERA WHIP

ERA WHIP

ERA WHIP

ERA WHIP

ERA WHIP

ERA WHIP

ERA WHIP

ERA WHIP

ERA WHIP

ERA WHIP

ERA WHIP

ERA WHIP

ERA WHIP

ERA WHIP

ERA WHIP

ERA WHIP

ERA WHIP

ERA WHIP

ERA WHIP

ERA WHIP

ERA WHIP

ERA WHIP

ERA WHIP

ERA WHIP

ERA WHIP

ERA WHIP

ERA WHIP

ERA WHIP

ERA WHIP

ERA WHIP

ERA WHIP

ERA WHIP

ERA WHIP

ERA WHIP

ERA WHIP

ERA WHIP

San Diego Padres @ Colorado Rockies
 Coors Field, Denver, CO
 Sat Jul 22 2000, 6:05 PM MDT
 Att. 46,085 - Sunny - 85 F

AB	35
R	4
H	11
RBI	4
BB	6
SO	4
LOB	24

WP	0	PA	43
PB	0		
SB	2		
CS	0		



Batter	1	2	3	4	5	6	7	8	9	AB	R	H	RBI	BB	SO	LOB	
Eric Owens, R OBP: 0.364, SLG: 0.398 (1, 9) (5, 8)	2-1 G3 2B 1B	2-2 G4-3			0-2 L4	4-1 BB		0-0 G6-3		4	1	1	0	1	0	2	
Al Martin, L OBP: 0.355, SLG: 0.475 (1, 7)	0-0 G3 1-2		1-0 G3		4-2 2B BB	2-3 K		0-2 1B		4	1	1	0	1	1	4	
Ryan Klesko, L OBP: 0.399, SLG: 0.596 (1, 3)	0-0 2B 2-H		1-1 F5		0-1 1B 2B 1-H 2-H	3-3 K		1-2 G4-3		5	0	2	3	0	1	4	
Phil Nevin, R OBP: 0.349, SLG: 0.510 (1, 5)	2-2 G1-3		1-1 HR		1-1 1B 2-H		1-2 G6-3		1-3 K	5	1	2	1	0	1	1	
Bret Boone, R OBP: 0.330, SLG: 0.450 (1, 4)	4-1 BB		1-2 G5-3		4-1 1B 1-2 BB		2-1 F8		4-1 DI BB	2	0	0	0	3	0	0	
Ruben Rivera, R OBP: 0.316, SLG: 0.446 Dave Maurer, R (5, 1)	0-2 P2				1-2 G5-4 1B	3-2 F7		1-2 FC5 HBP 1B		0-2 F7	3	0	1	0	0	0	4
16 Kevin Nicholson, S OBP: 0.269, SLG: 0.380 Matt Whiteside, R (7, 1) Dave Magadan, L OBP: 0.326, SLG: 0.257 (9, PH)										0-2 F7	0	0	0	0	0	0	
Wiki Gonzalez, R OBP: 0.287, SLG: 0.331 (1, 2)					3-1 F8		4-1 29 FC4-6 1B BB	1-2 FC5 HBP		0-2 G6-3	3	0	1	0	1	0	2
Damian Jackson, R OBP: 0.333, SLG: 0.351 (1, 6)					2-2 G5-4-3		1-2 29 FC4-6 1B	0-1 FC5			4	0	1	0	0	0	4
Matt Clement, R OBP: 0.158, SLG: 0.143 29 Kory DeHaan, L OBP: 0.270, SLG: 0.348 (5, PH) (5, 9)							1-2 2B	2-1 FC4-6 S		0-3 K	0	0	0	0	0	0	
											3	1	1	0	0	1	2

Batter	1	2	3	4	5	6	7	8	9
Eric Owens, R OBP: 0.364, SLG: 0.398 (1, 9) (5, 8)	2-1 G3 2B 1B	2-2 G4-3			0-2 L4	4-1 BB		0-0 G6-3	
Al Martin, L OBP: 0.355, SLG: 0.475 (1, 7)	0-0 G3 1-2		1-0 G3		4-2 2B BB	2-3 K		0-2 1B	
Ryan Klesko, L OBP: 0.399, SLG: 0.596 (1, 3)	0-0 2B 2-H		1-1 F5		0-1 1B 2B 1-H 2-H	3-3 K		1-2 G4-3	
Phil Nevin, R OBP: 0.349, SLG: 0.510 (1, 5)	2-2 G1-3		1-1 HR		1-1 1B 2-H		1-2 G6-3		1-3 K
Bret Boone, R OBP: 0.330, SLG: 0.450 (1, 4)	4-1 BB		1-2 G5-3		4-1 1B 1-2 BB		2-1 F8		4-1 DI BB
Ruben Rivera, R OBP: 0.316, SLG: 0.446 Dave Maurer, R (5, 1)	0-2 P2				1-2 G5-4 1B	3-2 F7		1-2 FC5 HBP 1B	
16 Kevin Nicholson, S OBP: 0.269, SLG: 0.380 Matt Whiteside, R (7, 1) Dave Magadan, L OBP: 0.326, SLG: 0.257 (9, PH)									
Wiki Gonzalez, R OBP: 0.287, SLG: 0.331 (1, 2)					3-1 F8		4-1 29 FC4-6 1B BB	1-2 FC5 HBP	
Damian Jackson, R OBP: 0.333, SLG: 0.351 (1, 6)					2-2 G5-4-3		1-2 29 FC4-6 1B	0-1 FC5	
Matt Clement, R OBP: 0.158, SLG: 0.143 29 Kory DeHaan, L OBP: 0.270, SLG: 0.348 (5, PH) (5, 9)							1-2 2B	2-1 FC4-6 S	

Inning Stats	R: 1	H: 2	E: 0	K: 0	S: 11	LOB: 2	P: 19	R: 0	H: 1	E: 0	K: 0	S: 9	LOB: 1	P: 14	R: 1	H: 1	E: 0	K: 0	S: 8	LOB: 0	P: 12	R: 0	H: 1	E: 0	K: 0	S: 9	LOB: 0	P: 15	R: 2	H: 3	E: 0	K: 2	S: 13	LOB: 2	P: 29	R: 0	H: 1	E: 0	K: 0	S: 10	LOB: 3	P: 29	R: 0	H: 1	E: 0	K: 1	S: 11	LOB: 1	P: 12	R: 0	H: 0	E: 0	K: 1	S: 11	LOB: 1	P: 16	1B: 7	SF: 0	2B: 3	SAC: 1	3B: 0	DP: 1	HR: 1	HBP: 1	WP: 0	PA: 43
--------------	------	------	------	------	-------	--------	-------	------	------	------	------	------	--------	-------	------	------	------	------	------	--------	-------	------	------	------	------	------	--------	-------	------	------	------	------	-------	--------	-------	------	------	------	------	-------	--------	-------	------	------	------	------	-------	--------	-------	------	------	------	------	-------	--------	-------	-------	-------	-------	--------	-------	-------	-------	--------	-------	--------

PITCHER	IP	WLS	BF	H	R	ER	SO	BB	IBB	HBP	BLK	WP	HR	S	P	ERA	WHIP
Kevin Jarvis, R ERA: 6.56 (1, 1)	4.2		23	8	4	4	0	3	0	0	0	0	1	50	83	7.71	2.357
Julian Tavarez, R ERA: 5.79 (5, 1)	0.2		5	1	0	0	0	2	0	0	0	0	0	13	27	0.00	4.500
Gabe White, L ERA: 2.28 (6, 1)	2.2	W	11	2	0	0	3	0	0	1	0	0	0	27	38	0.00	0.750
Jose Jimenez, R ERA: 3.55 (9, 1)	1.0		4	0	0	0	1	1	0	0	0	0	0	11	16	0.00	1.000

BOTTOM

San Diego Padres @ Colorado Rockies
Coors Field, Denver, CO
Sat Jul 22 2000, 6:05 PM MDT
Att. 46,085 - Sunny - 85 F

livebaseballscores.com

AB 39
R 9
H 16
RBI 8
BB 3
SO 3
LOB 25



WP: 1 PA: 44
PB: 0
SB: 0
CS: 0

AB	R	H	RBI	BB	SO	LOB
5	3	2	0	0	0	3
4	1	3	0	0	0	2
4	0	1	3	0	0	3
4	2	1	0	1	0	4
5	2	3	3	0	0	0
5	0	1	0	0	0	3
4	1	3	2	1	0	0
4	0	1	0	1	0	5
2	0	0	0	0	2	3
1	0	1	0	0	0	0
1	0	0	0	0	1	2
0	0	0	0	0	0	0
1B: 13	SF: 1	WP: 1	PA: 44			
2B: 2	SAC: 1	PB: 0				
3B: 0	DP: 0	SB: 0				
HR: 1	HBP: 0	CS: 0				

Batter	1	2	3	4	5	6	7	8	9									
Brian Hunter, R OBP: 0.367, SLG: 0.340 (1, 8)	3-2 G4-3 2B 1B	1-0 FC5-4 1B 1-2f	3-1 E5 1-3 2-H		2-2 L6		0-1 SH1-3 SF8 2B											
Neifi Perez, S OBP: 0.312, SLG: 0.423 (1, 6)	2-2 G4-3 17 HR 2B	0-0 1B 1-3	0-0 F8		0-2 FC6-4 1B		0-1 SH1-3 2-3											
Larry Walker, L OBP: 0.412, SLG: 0.500 (1, 7)	0-0 G4-3 2-3 3-H	1-2 1B 1-3		1-0 F9 1-3	0-1 L8		0-1 SF8 3-H											
Jeff Cirillo, R OBP: 0.406, SLG: 0.519 (1, 5)	4-0 17 HR BB	0-1 F7		3-1 FC6-4 17 1B 1B	1-0 FC6-4 1-2f 2-3		0-1 F7											
17 Todd Helton, L OBP: 0.479, SLG: 0.707 (1, 3)	0-2 1-H 3-H HR		0-0 G1-3 1B	3-1 FC6-4 1B		0-0 L5		0-0 F8										
Jeffrey Hammonds, R OBP: 0.418, SLG: 0.602 (1, 9)	1-2 L6		0-0 G1-3 1-2	0-2 FC6-4 1B 1-2f 2-3		1-0 FC6-4 3 1B 1B		2-1 G6-3										
Brent Mayne, L OBP: 0.396, SLG: 0.449 (1, 2)	0-1 L3		0-0 WP E 2-H 1B	1-2 1B 1-2 3-H		1-1 FC6-4 3 1B 1B		4-1 BB										
3 Mike Lansing, R OBP: 0.320, SLG: 0.427 (1, 4)		0-1 FC5-4 1B	4-2 E WP BB	1-2 F8		0-0 FC6-4 1-2f 2-3		3-2 G5-3										
Kevin Jarvis, L OBP: 0.143, SLG: 0.115 (1, 1)		1-3 K	2-3 K		0-1 FC6-4 1B		1-3 K											
Julian Tavarez, L OBP: 0.143, SLG: 0.143 (5, 1)																		
Gabe White, L OBP: 0.167, SLG: 0.667 (6, 1)																		
Jose Jimenez, R OBP: 0.500, SLG: 0.500 (9, 1)																		
Inning Stats	R: 4 E: 0 K: 0 S: 21	H: 3 LOB: 0 BB: 1 P: 31	R: 1 E: 0 K: 1 S: 12	H: 3 LOB: 2 BB: 0 P: 15	R: 2 E: 1 K: 1 S: 12	H: 2 LOB: 2 BB: 1 P: 21	R: 1 E: 0 K: 0 S: 14	H: 3 LOB: 2 BB: 0 P: 23	R: 0 E: 0 K: 1 S: 16	H: 2 LOB: 2 BB: 0 P: 19	R: 0 E: 0 K: 1 S: 8	H: 1 LOB: 0 BB: 0 P: 8	R: 0 E: 0 K: 0 S: 9	H: 0 LOB: 1 BB: 1 P: 18	1B: 13 2B: 2 3B: 0 HR: 1	SF: 1 SAC: 1 DP: 0 HBP: 0	WP: 1 PB: 0 SB: 0 CS: 0	PA: 44
PITCHER	IP WLS BF H R ER SO BB IBB HBP BLK WP HR S P ERA WHIP	IP WLS BF H R ER SO BB IBB HBP BLK WP HR S P ERA WHIP	IP WLS BF H R ER SO BB IBB HBP BLK WP HR S P ERA WHIP	IP WLS BF H R ER SO BB IBB HBP BLK WP HR S P ERA WHIP	IP WLS BF H R ER SO BB IBB HBP BLK WP HR S P ERA WHIP	IP WLS BF H R ER SO BB IBB HBP BLK WP HR S P ERA WHIP	IP WLS BF H R ER SO BB IBB HBP BLK WP HR S P ERA WHIP	IP WLS BF H R ER SO BB IBB HBP BLK WP HR S P ERA WHIP	IP WLS BF H R ER SO BB IBB HBP BLK WP HR S P ERA WHIP	IP WLS BF H R ER SO BB IBB HBP BLK WP HR S P ERA WHIP	IP WLS BF H R ER SO BB IBB HBP BLK WP HR S P ERA WHIP	IP WLS BF H R ER SO BB IBB HBP BLK WP HR S P ERA WHIP	IP WLS BF H R ER SO BB IBB HBP BLK WP HR S P ERA WHIP	IP WLS BF H R ER SO BB IBB HBP BLK WP HR S P ERA WHIP	IP WLS BF H R ER SO BB IBB HBP BLK WP HR S P ERA WHIP	IP WLS BF H R ER SO BB IBB HBP BLK WP HR S P ERA WHIP	IP WLS BF H R ER SO BB IBB HBP BLK WP HR S P ERA WHIP	IP WLS BF H R ER SO BB IBB HBP BLK WP HR S P ERA WHIP
Matt Clement, R ERA: 5.13 (1, 1)	4.0 L																	
Dave Maurer, L ERA: (5, 1)	2.0	10	4	0	0	1	0	0	0									
Matt Whiteside, R ERA: 3.74 (7, 1)	2.0	8	1	1	1	0	1	0	0									

Batter	1	2	3	4	5	6	7	8	9	10	AB R H RBI BB SO LOB	TOP												
Al Martin, L (1, 7) B OBP: 0.355, SLG: 0.474 Joe Vitiello, R (8, PH) X OBP: 0.429, SLG: 0.857 16 Kevin Nicholson, S (8, 6) OBP: 0.286, SLG: 0.375	2-0 G3-1			1-2 G3-1			1-1 G5-4-3 1B	0-1 L4-3		1-0 F8	3 0 1 0 0 0 0 1 0 0 0 0 0 2 1 0 0 0 0 0 0	San Diego Padres @ Colorado Rockies Coors Field, Denver, CO Sun Jul 23 2000, 1:05 PM MDT Att: 40,251 - Cloudy - 92 F												
29 Kory DeHaan, L (1, 9) C OBP: 0.260, SLG: 0.333 Eric Owens, R (9, PH) X OBP: 0.365, SLG: 0.398 (9, 9)	0-1 F8			0-3 K			0-1 G5-4-3 1-2f		3-3 K	0-0 HR 1B	3 0 0 0 0 1 1 2 1 1 0 0 1 0													
Ryan Klesko, L (1, 3) B OBP: 0.402, SLG: 0.616 F C B F C B X	3-2 F8			1-1 F7			0-0 1B		2-1 HR	2-0 HR 1-H	5 2 3 3 0 0 0													
Phil Nevin, R (1, 5) C OBP: 0.347, SLG: 0.505 C B B X			0-3 K		0-0 G6-3		0-1 G6-3		2-1 HBP 1B SF7 1B	2-3 K	5 1 1 0 0 2 1													
Bret Boone, R (1, 4) C OBP: 0.332, SLG: 0.449 C B B X		2-1 F7			2-0 G5-4-3 HBP			3-2 G5-3	0-1 HBP 1B		3 0 1 0 0 0 0													
Ruben Rivera, R (1, 8) C OBP: 0.318, SLG: 0.445 C B B X		2-3 K			1-1 G5-4-3 1-2f			2-1 2B 1B	1-2 HBP FC5-4 HBP		3 1 1 0 0 1 1													
Ben Davis, S (1, 2) B OBP: 0.167, SLG: 0.256 B X			1-0 P6			2-0 G4-3		2-0 1B 1B 2B	1-2 SF7		3 1 1 2 0 0 0													
Damian Jackson, R (1, 6) F OBP: 0.332, SLG: 0.349 F C B B X			3-2 F9			2-3 K		0-0 1B 1B	2-1 FC5-4		4 0 1 0 0 1 2													
Brian Tollberg, R (1, 1) B Dave Magadan, L (8, PH) X Woody Williams, R (8, PR) X Kevin Walker, L (8, 1) X Trevor Hoffman, R (9, 1) X Wiki Gonzalez, R (10, PH) X Donne Wall, R (10, 1) X			2-2 G6-3			0-2 G4-3		0-0 L4-3 1B		1-1 G4-3	2 0 0 0 0 0 0 1 0 1 1 0 1 0 0 0 0 0 0 0 0 0 0 0 0 0													
Inning Stats	R: 0 E: 0 K: 0 S: 7	H: 0 LOB: 0 BB: 0 P: 12	R: 0 E: 0 K: 2 S: 8	H: 0 LOB: 0 BB: 0 P: 12	R: 0 E: 0 K: 0 S: 9	H: 0 LOB: 0 BB: 0 P: 15	R: 0 E: 0 K: 1 S: 8	H: 0 LOB: 0 BB: 0 P: 10	R: 0 E: 0 K: 0 S: 3	H: 0 LOB: 0 BB: 0 P: 6	R: 0 E: 0 K: 1 S: 9		H: 2 LOB: 1 BB: 0 P: 8	R: 2 E: 0 K: 0 S: 10	H: 4 LOB: 2 BB: 0 P: 17	R: 2 E: 0 K: 1 S: 18	H: 3 LOB: 2 BB: 0 P: 29	R: 2 E: 0 K: 1 S: 8	H: 2 LOB: 0 BB: 0 P: 14	1B: 8 2B: 2 3B: 0 HR: 2	SF: 1 SAC: 0 DP: 3 HBP: 2	WP: 0 PB: 0 SB: 0 CS: 0	PA: 40	
PITCHER	IP WLS BF H R ER SO BB IBB HBP BLK WP HR S P ERA WHIP																							
Pedro Astacio, R (1, 1) ERA: 5.12	7.1		27	6	2	2	4	0	0	0	0	0	0	0	0	0	0	0	0	0	0	0	2.46	0.818
Mike Myers, L (8, 1) ERA: 1.8	0.2		1	0	0	0	0	0	0	0	0	0	0	0	0	0	0	0	0	0	0	0	0.00	0.000
Jose Jimenez, R (9, 1) ERA: 3.99	0.1	B	5	3	2	2	1	0	0	1	0	0	0	1	13	21	54.00	9.000						
Stan Belinda, R (9, 1) ERA: 7.07	1.2	L	7	2	2	2	1	0	0	0	0	0	0	1	13	22	10.80	1.200						

AB	37
R	6
H	11
RBI	6
BB	0
SO	6
LOB	7



BOTTOM

San Diego Padres @ Colorado Rockies
Coors Field, Denver, CO
Sun Jul 23 2000, 1:05 PM MDT
Att. 40,251 - Cloudy - 92 F

livebaseballscorecards.com

AB	35
R	4
H	7
RBI	4
BB	1
SO	4
LOB	9



WP:	0	PA:	39
PB:	1		
SB:	1		
CS:	0		

AB R H RBI BB SO LOB

5	1	1	0	0	0	1
4	1	2	1	0	0	1
5	0	1	1	0	2	1
4	0	0	0	0	0	1
4	0	1	0	0	0	0
0	1	0	0	0	0	0
0	0	0	0	0	0	0
3	1	1	0	0	0	0
3	0	1	2	0	0	1
3	0	0	0	1	0	1
3	0	0	0	0	1	3
0	0	0	0	0	0	0
0	0	0	0	0	0	0
0	0	0	0	0	0	0
1	0	0	0	0	1	0

Batter	1	2	3	4	5	6	7	8	9	10
Brian Hunter, R OBP: 0.362, SLG: 0.335 (1, 8)	0-1 SH5-3 PB G6-3 1B		2-2 F8			0-2 F8		2-2 G1-3		1-0 G6-3
Neifi Perez, S OBP: 0.314, SLG: 0.432 (1, 6)	1-1 SH5-3 1-3		0-0 B2-3			1-1 F7		3-1 HR		2-1 1B
Larry Walker, L OBP: 0.409, SLG: 0.498 (1, 7)	1-0 G6-3 3-H			0-3 K		3-1 2B		1-2 G6-3		1-3 K
Jeff Cirillo, R OBP: 0.401, SLG: 0.513 (1, 5)	0-1 G4-3			0-0 P6		0-1 G5-3		2-0 G4-3		
17 Todd Helton, L OBP: 0.477, SLG: 0.705 (1, 3)		0-1 G3-1		0-0 F9			1-1 P6		2-0 SH1-4 SF8 2B	
Ben Petrick, R OBP: 0.385, SLG: 0.500 (9, PR)					0-2 E6 2B		0-0 FC6 1B		0-0 SH1-4	
Butch Huskey, R OBP: 0.312, SLG: 0.365 (10, 3)									2-3	
Jeffrey Hammonds, R OBP: 0.417, SLG: 0.598 (1, 9)		0-2 G6-3			1-0 2B 1-H		0-0 F9		1-1 SF8	
Brent Mayne, L OBP: 0.394, SLG: 0.452 (1, 2)		0-1 G4-3			0-1 F7 FC2-6		4-1 IBB		0-0 G6-3	
Terry Shumpert, R OBP: 0.351, SLG: 0.477 (1, 4)			0-0 E3 FC2-6		0-1 F7		0-1 FC6 IBB			
Pedro Astacio, R OBP: 0.083, SLG: 0.083 (1, 1)			0-2 FC2-6		1-3 K		0-1 FC6			2-3 K
Mike Myers, L (8, 1)										
Jose Jimenez, R OBP: 0.500, SLG: 0.500 (9, 1)										
Stan Belinda, R (9, 1)										
Todd Walker, L OBP: 0.290, SLG: 0.356 (10, PH)			1-2f				1-2f 2-3			

Inning Stats	R: 1	H: 1	R: 0	H: 0	R: 0	H: 0	R: 0	H: 1	R: 0	H: 1	R: 1	H: 1	R: 1	H: 1	R: 1	H: 1	R: 0	H: 1	1B: 3	SF: 1	WP: 0	PA: 39
	E: 0	LOB: 0	E: 0	LOB: 0	E: 1	LOB: 1	E: 0	LOB: 0	E: 0	LOB: 1	E: 0	LOB: 2	E: 0	LOB: 1	E: 0	LOB: 1	E: 0	LOB: 1	2B: 3 <td>SAC: 2 <td>PB: 1 <td></td> </td></td>	SAC: 2 <td>PB: 1 <td></td> </td>	PB: 1 <td></td>	
	K: 0	BB: 0	K: 0	BB: 0	K: 0	BB: 0	K: 1	BB: 0	K: 0	BB: 0	K: 0	BB: 1	K: 0	BB: 0	K: 0	BB: 0	K: 2	BB: 0	3B: 0	DP: 0	SB: 1	
	S: 7	P: 9	S: 7	P: 7	S: 8	P: 10	S: 6	P: 6	S: 9	P: 11	S: 9	P: 13	S: 7	P: 12	S: 9	P: 17	S: 5	P: 8	HR: 1 <td>HBP: 0</td> <td>CS: 0</td> <td></td>	HBP: 0	CS: 0	

PITCHER	IP	WLS	BF	H	R	ER	SO	BB	IBB	HBP	BLK	WP	HR	S	P	ERA	WHIP
Brian Tollberg, R ERA: 2.18 (1, 1)	7.0		27	4	2	0	2	0	1	0	0	0	0	53	68	0.00	0.571
Kevin Walker, L ERA: 4.07 (8, 1)	1.0		4	1	1	1	0	0	0	0	0	0	1	9	17	9.00	1.000
Trevor Hoffman, R ERA: 4.22 (9, 1)	1.0	W	4	1	1	1	0	0	0	0	0	0	0	5	8	9.00	1.000
Donne Wall, R ERA: 3.03 (10, 1)	1.0	S	4	1	0	0	2	0	0	0	0	0	0	10	16	0.00	1.000

Batter	1	2	3	4	5	6	7	8	9	AB R H RBI BB SO LOB	TOP
Marvin Benard, L (1, 8) OBP: 0.333, SLG: 0.391	1-1 F7	0-2 G4-3			1-2 F8		1-2 G4-3			4 0 0 0 0 0 1	San Francisco Giants @ San Diego Padres Qualcomm Stadium, San Diego, CA Mon Jul 24 2000, 10:05 PM EDT Att. 22,405 - Sunny - 77 F livebaseballscorecards.com
Bill Mueller, S (1, 5) OBP: 0.330, SLG: 0.380	1-2 1B BB BB 1B	2-2 F5			1-0 F8			3-1 G6-3	4 1 1 0 0 0 0		
Barry Bonds, L (1, 7) OBP: 0.431, SLG: 0.721	4-1 BB BB 1B BB 1-2 BB BB				1-0 G6-3			1-2 G3	3 1 0 0 1 0 0		
Jeff Kent, R (1, 4) OBP: 0.419, SLG: 0.633	0-1 BB BB 1B 1-2 2-3 BB 1B				0-0 G6-4-3 1B			0-1 G4-3	4 1 2 0 0 0 0		
Ellis Burks, R (1, 9) OBP: 0.438, SLG: 0.610	4-2 BB 1B BB 1-2 2-3 3-H BB BB				1-3 K			3-2 G5-3	3 0 0 1 1 1 1		
J.T. Snow, L (1, 3) OBP: 0.377, SLG: 0.485	4-2 BB 1B BB 1-2 2-3 3-H BB BB				0-0 G6-4-3 1-2f			1-0 F7	2 0 0 1 2 0 1		
Rich Aurilia, R (1, 6) OBP: 0.338, SLG: 0.428	0-1 F8				0-3 K			1-2 F8	4 0 1 0 0 1 4		
Doug Mirabeli, R (1, 2) OBP: 0.360, SLG: 0.439	3-1 BB BB 1B 1-2 2-H 3-H BB 1B				2-1 K2-3 1B BB			2-1 G6-3 2-3	3 0 2 1 0 0 1		
Mark Gardner, R (1, 1) OBP: 0.136, SLG: 0.136 Alan Embree, L (8, 1) Felix Rodriguez, R (8, 1) Robb Nen, R (9, 1)		0-1 L3			0-3 K2-3 2-3			0-3 K2-3	3 0 0 0 0 2 3 0		
Inning Stats	R: 3 H: 3 E: 0 LOB: 2 K: 0 BB: 3 S: 17 P: 34	R: 0 H: 0 E: 0 LOB: 0 K: 0 BB: 0 S: 8 P: 10	R: 0 H: 0 E: 0 LOB: 0 K: 0 BB: 0 S: 7 P: 11	R: 0 H: 1 E: 0 LOB: 1 K: 2 BB: 1 S: 10 P: 16	R: 0 H: 0 E: 0 LOB: 0 K: 0 BB: 0 S: 5 P: 8	R: 0 H: 1 E: 0 LOB: 0 K: 1 BB: 0 S: 6 P: 7	R: 0 H: 1 E: 0 LOB: 1 K: 1 BB: 0 S: 9 P: 12	R: 0 H: 0 E: 0 LOB: 0 K: 0 BB: 0 S: 7 P: 11	R: 0 H: 0 E: 0 LOB: 0 K: 0 BB: 0 S: 8 P: 13	1B: 5 SF: 0 2B: 1 SAC: 0 3B: 0 DP: 1 HR: 0 HBP: 0	WP: 0 PA: 34 PB: 0 SB: 0 CS: 0
PITCHER	IP WLS BF H R ER SO BB IBB HBP BLK WP HR S P ERA WHIP										
Brian Meadows, R (1, 1) ERA: 4.98	7.0 L 28 6 3 3 4 4 0 0 0 0 0 0 62 98 3.86 1.429										
Dave Maurer, L (8, 1) ERA:	1.0 3 0 0 0 0 0 0 0 0 0 0 0 7 11 0.00 0.000										
Carlos Almanzar, R (9, 1) ERA: 5.12	1.0 3 0 0 0 0 0 0 0 0 0 0 0 8 13 0.00 0.000										



Batter	1	2	3	4	5	6	7	8	9	AB	R	H	RBI	BB	SO	LOB
Al Martin, L (1, 7) OBP: 0.354, SLG: 0.470	F8		G4-3					G6-3		3	0	0	0	1	0	0
29 Kory DeHaan, L (1, 9) OBP: 0.250, SLG: 0.320 Eric Owens, R (8, PH) OBP: 0.367, SLG: 0.403 (9, 9)	K			K	K					3	0	0	0	0	3	2
Ryan Klesko, L (1, 3) OBP: 0.401, SLG: 0.611				G4-3			F5	P4		4	0	1	0	0	0	1
Phil Nevin, R (1, 5) OBP: 0.346, SLG: 0.503	P4			FC4-6 1B	FC4-6 1B		G5-3	F8		4	0	1	0	0	0	2
Bret Boone, R (1, 4) OBP: 0.333, SLG: 0.456		F8		FC4-6 1B					G5-3	4	0	2	0	0	0	0
Wiki Gonzalez, R (1, 2) OBP: 0.279, SLG: 0.321		G5-3		FC4-6 1B	FC4-6 1-2f 2-3		F9		G6-3	4	0	0	0	0	0	3
Ruben Rivera, R (1, 8) OBP: 0.317, SLG: 0.442			K						K	4	0	1	0	0	2	0
Damian Jackson, R (1, 6) OBP: 0.329, SLG: 0.346			K				F8		K	3	0	0	0	0	2	1
Brian Meadows, R (1, 1) OBP: 0.135, SLG: 0.135 16 Kevin Nicholson, S (7, PH) OBP: 0.282, SLG: 0.370 Dave Maurer, R (8, 1) Carlos Almanzar, R (9, 1)			K				SH3-4		K	1	0	0	0	0	1	0
			K							1	0	0	0	0	1	0
										0	0	0	0	0	0	0
										0	0	0	0	0	0	0

Inning Stats	R: 0	H: 1	E: 0	LOB: 1	K: 1	S: 8	R: 0	H: 0	E: 0	LOB: 0	K: 1	S: 9	R: 0	H: 0	E: 0	LOB: 0	K: 2	S: 10	R: 0	H: 2	E: 0	LOB: 2	K: 1	S: 14	R: 0	H: 1	E: 0	LOB: 2	K: 1	S: 10	R: 0	H: 1	E: 0	LOB: 1	K: 0	S: 7	R: 0	H: 0	E: 0	LOB: 0	K: 2	S: 13	R: 0	H: 1	E: 0	LOB: 1	K: 0	S: 9	R: 0	H: 0	E: 0	LOB: 0	K: 1	S: 8	1B: 4	SF: 0	2B: 1	SAC: 1	3B: 1	DP: 0	HR: 0	HBP: 0	WP: 0	PA: 34
--------------	------	------	------	--------	------	------	------	------	------	--------	------	------	------	------	------	--------	------	-------	------	------	------	--------	------	-------	------	------	------	--------	------	-------	------	------	------	--------	------	------	------	------	------	--------	------	-------	------	------	------	--------	------	------	------	------	------	--------	------	------	-------	-------	-------	--------	-------	-------	-------	--------	-------	--------


PITCHER	IP	WLS	BF	H	R	ER	SO	BB	IBB	HBP	BLK	WP	HR	S	P	ERA	WHIP
Mark Gardner, R (1, 1) ERA: 4.46	7.0	W	27	5	0	0	8	1	0	0	0	0	0	71	102	0.00	0.857
Alan Embree, L (8, 1) ERA: 5.75	0.2	H	3	1	0	0	0	0	0	0	0	0	0	4	5	0.00	1.500
Felix Rodriguez, R (8, 1) ERA: 2.95	0.1	H	1	0	0	0	0	0	0	0	0	0	0	5	8	0.00	0.000
Robb Nen, R (9, 1) ERA: 1.99	1.0	S	3	0	0	0	1	0	0	0	0	0	0	8	11	0.00	0.000

BOTTOM

San Francisco Giants @ San Diego Padres
Qualcomm Stadium, San Diego, CA

Mon Jul 24 2000, 10:05 PM EDT
Att: 22,405 - Sunny - 77 F

AB	32
R	0
H	6
RBI	0
BB	1
SO	9
LOB	9



Batter	1	2	3	4	5	6	7	8	9	AB R H RBI BB SO LOB	TOP											
Calvin Murray, R (1, 8) OBP: 0.361, SLG: 0.359 Felipe Crespo, S (9, PH) OBP: 0.349, SLG: 0.436	1-2 F9		4-1 S BB		0-1 G6-3		3-2 FC5		1-3 K	3 0 0 0 1 0 2 1 0 0 0 0 1 1												
Russ Davis, R (1, 5) OBP: 0.319, SLG: 0.416	4-2 BB BB		3-2 G6-3		2-3 K		1-0 F8		0-1 P4	4 0 0 0 1 1 4												
Barry Bonds, L (1, 7) OBP: 0.427, SLG: 0.711	1-3 K		1-3 K		3-2 F8			1-1 F7		4 0 0 0 0 2 2												
Jeff Kent, R (1, 4) OBP: 0.418, SLG: 0.628	4-2 BB BB		2-1 F9		2-2 F8			0-0 F9		3 0 0 0 1 0 1												
J.T. Snow, L (1, 3) OBP: 0.379, SLG: 0.488	2-2 P6			0-0 HR 2B		3-2 G4-3		1-1 1B 1B		4 1 2 0 0 0 2												
Ellis Burks, R (1, 9)				0-1 HR		1-1 P6		1-0 1B 1B		4 1 2 2 0 1 0												
Ramon Martinez, R (1, 6) OBP: 0.355, SLG: 0.513				0-1 F9			3-1 F8	0-0 F7		4 0 1 0 0 0 2												
Doug Mirabelli, R (1, 2) OBP: 0.360, SLG: 0.437 Marvin Benard, L (9, PH) OBP: 0.332, SLG: 0.389				3-3 K			3-2 FC5 BB 1B		2-3 K	3 0 1 0 0 1 1 1 0 0 0 0 1 0												
Kirk Rueter, L (1, 1) OBP: 0.162, SLG: 0.189 Armando Rios, L (7, PH) OBP: 0.344, SLG: 0.476 Miguel Del Toro, R (7, 1) Bill Mueller, S (9, PH) OBP: 0.332, SLG: 0.384				0-2 G4-3			4-2 FC5 BB	1-0 WP 2B		2 0 0 0 0 0 1 0 0 0 0 1 0 0 0 0 0 0 0 0 0 1 0 1 0 0 0 0												
Inning Stats	R: 0 E: 0 K: 1 S: 17	H: 0 LOB: 2 BB: 2 P: 29	R: 0 E: 0 K: 1 S: 6	H: 1 LOB: 1 BB: 0 P: 6	R: 0 E: 0 K: 1 S: 10	H: 0 LOB: 1 BB: 1 P: 19	R: 2 E: 0 K: 1 S: 12	H: 2 LOB: 0 BB: 0 P: 15	R: 0 E: 0 K: 1 S: 8	H: 0 LOB: 0 BB: 0 P: 13	R: 0 E: 0 K: 0 S: 11	H: 0 LOB: 0 BB: 0 P: 17	R: 0 E: 0 K: 0 S: 14	H: 1 LOB: 2 BB: 1 P: 28	R: 0 E: 0 K: 0 S: 7	H: 2 LOB: 2 BB: 0 P: 10	R: 0 E: 0 K: 2 S: 10	H: 1 LOB: 1 BB: 0 P: 14	1B: 3 2B: 3 3B: 0 HR: 1	SF: 0 SAC: 0 DP: 0 HBP: 0	WP: 1 PB: 0 SB: 1 CS: 0	PA: 38
PITCHER	IP WLS BF H R ER SO BB IBB HBP BLK WP HR S P ERA WHIP																					
Woody Williams, R (1, 1) ERA: 4.5 Donne Wall, R (7, 1) ERA: 2.93 Trevor Hoffman, R (9, 1) ERA: 4.12	6.2 W 28 4 2 2 5 4 0 0 0 0 0 1 77 125 2.70 1.200																					
	1.1 H 6 2 0 0 0 0 0 0 0 0 0 0 8 12 0.00 1.500																					
	1.0 S 4 1 0 0 2 0 0 0 0 0 1 0 10 14 0.00 1.000																					

San Francisco Giants @ San Diego Padres
 Qualcomm Stadium, San Diego, CA
 Tue Jul 25 2000, 10:05 PM EDT
 Att. 25,039 - Sunny - 72 F

AB	34
R	2
H	7
RBI	2
BB	4
SO	7
LOB	16



Batter	1	2	3	4	5	6	7	8	9	AB	R	H	RBI	BB	SO	LOB
Eric Owens, R OBP: 0.365, SLG: 0.401 (1, 9)	1-1 P3		2-1 P4							4	0	1	0	0	0	1
Ruben Rivera, R OBP: 0.316, SLG: 0.443 (1, 8)	2-2 G6-3			1-1 E8						4	0	1	0	0	0	0
Ryan Klesko, L OBP: 0.402, SLG: 0.610 (1, 3)	0-0 F8			2-3 K						4	1	2	0	0	1	1
Phil Nevin, R OBP: 0.345, SLG: 0.500 (1, 5)				0-0 G5-3						4	1	1	0	0	1	2
Bret Boone, R OBP: 0.333, SLG: 0.453 (1, 4)				3-2 F7						4	0	1	0	0	1	4
Al Martin, L OBP: 0.356, SLG: 0.472 (1, 7)				2-2 G1-6-3						3	1	2	1	0	0	1
Wiki Gonzalez, R OBP: 0.280, SLG: 0.321 (1, 2)				2-0 F9						3	0	1	0	0	0	1
Donne Wall, R (7, 1)										0	0	0	0	0	0	0
Trevor Hoffman, R (9, 1)										0	0	0	0	0	0	0
16 Kevin Nicholson, S OBP: 0.275, SLG: 0.360 (1, 6)				1-3 K						2	0	0	0	0	1	0
Woody Williams, R OBP: 0.393, SLG: 0.667 (1, 1)				3-2 1B						1	0	1	1	0	0	0
Ben Davis, S OBP: 0.163, SLG: 0.250 (7, 2)										1	0	0	0	0	0	0

Inning Stats	R: 0	H: 0	E: 0	K: 0	S: 6	R: 0	H: 1	E: 0	K: 0	S: 9	R: 0	H: 1	E: 0	K: 1	S: 10	R: 0	H: 1	E: 1	K: 1	S: 9	R: 1	H: 3	E: 0	K: 0	S: 10	R: 2	H: 3	E: 0	K: 0	S: 15	R: 0	H: 0	E: 0	K: 0	S: 6	R: 0	H: 1	E: 0	K: 2	S: 10
	LOB: 0	BB: 0	P: 9	LOB: 0	BB: 0	P: 15	LOB: 1	BB: 0	P: 18	LOB: 1	BB: 0	P: 17	LOB: 2	BB: 0	P: 17	LOB: 1	BB: 0	P: 22	LOB: 0	BB: 0	P: 9	LOB: 1	BB: 0	P: 14	LOB: 1	BB: 0	P: 14	LOB: 0	BB: 0	P: 9	LOB: 0	BB: 0	P: 14	LOB: 1	BB: 0	P: 14	LOB: 1	BB: 0	P: 14	


PITCHER	IP	WLS	BF	H	R	ER	SO	BB	IBB	HBP	BLK	WP	HR	S	P	ERA	WHIP
Kirk Rueter, L ERA: 3.61 (1, 1)	6.0	L	25	9	3	2	2	0	0	0	0	0	0	59	96	3.00	1.500
Miguel Del Toro, R ERA: (7, 1)	2.0		7	1	0	0	2	0	0	0	0	0	0	16	23	0.00	0.500

BOTTOM

San Francisco Giants @ San Diego Padres
Qualcomm Stadium, San Diego, CA

Tue Jul 25 2000, 10:05 PM EDT
Att: 25,039 - Sunny - 72 F

AB	30
R	3
H	10
RBI	2
BB	0
SO	4
LOB	10



WP	PA	CS
0	32	1

Batter	1	2	3	4	5	6	7	8	9	AB R H RBI BB SO LOB	TOP
Marvin Benard, L OBP: 0.332, SLG: 0.397 (1, 8)	2-2 G1-3			0-1 F7		3-2 HR		1-1 F8		4 1 1 1 0 0 0	San Francisco Giants @ San Diego Padres Qualcomm Stadium, San Diego, CA Wed Jul 26 2000, 10:05 PM EDT Att. 27,172 - Sunny - 72 F
Bill Mueller, S OBP: 0.331, SLG: 0.386 (1, 5)	0-0 F7			3-3 K		3-2 2B		0-0 G6-3		4 0 1 0 0 1 0	
Jeff Kent, R OBP: 0.414, SLG: 0.621 (1, 4)	0-3 K			0-0 F9		0-2 F9		3-2 F8		4 0 0 0 0 1 1	
J.T. Snow, L OBP: 0.377, SLG: 0.484 (1, 3)		3-3 K			3-1 F8		4-1 1B 1B G6-4-3 BB		3-3 K	3 1 0 0 1 2 0	
Ellis Burks, R OBP: 0.436, SLG: 0.615 (1, 9)		1-2 L6			0-0 G6-3		2-2 G6-4-3 1B 1-2 1B		1-1 G5-3	4 0 1 0 0 0 0	
Armando Rios, L OBP: 0.342, SLG: 0.470 Robb Nen, R (9, 1)		2-1 G4-3			1-0 G6-3		1-1 G6-4-3 1-2 2-3 1B		2-2 G1-3	4 0 1 0 0 0 0 0 0 0 0 0 0 0	
Rich Aurilia, R OBP: 0.335, SLG: 0.423 (1, 6)			2-2 G6-3			1-0 F9	2-2 G6-4-3			3 0 0 0 0 0 2	
Bobby Estalella, R OBP: 0.387, SLG: 0.565 (1, 2)			0-1 G5-3			0-1 HR	4-2 BB			2 1 1 1 1 0 0	
Shawn Estes, R OBP: 0.244, SLG: 0.349 Felix Rodriguez, R Calvin Murray, R OBP: 0.361, SLG: 0.359 (9, 8)			1-3 K			1-3 K	1-1 G3			3 0 0 0 0 2 2 0 0 0 0 0 0 0 0 0 0 0 0 0 0	
Inning Stats	R: 0 H: 0 E: 0 LOB: 0 K: 1 BB: 0 S: 10 P: 12	R: 0 H: 0 E: 0 LOB: 0 K: 1 BB: 0 S: 10 P: 16	R: 0 H: 0 E: 0 LOB: 0 K: 1 BB: 0 S: 8 P: 11	R: 0 H: 0 E: 0 LOB: 0 K: 1 BB: 0 S: 6 P: 9	R: 0 H: 0 E: 0 LOB: 0 K: 0 BB: 0 S: 4 P: 8	R: 2 H: 3 E: 0 LOB: 1 K: 1 BB: 0 S: 16 P: 24	R: 1 H: 2 E: 0 LOB: 2 K: 0 BB: 2 S: 17 P: 31	R: 0 H: 0 E: 0 LOB: 0 K: 0 BB: 0 S: 7 P: 11	R: 0 H: 0 E: 0 LOB: 0 K: 1 BB: 0 S: 11 P: 17	1B: 2 SF: 0 2B: 1 SAC: 0 3B: 0 DP: 1 HR: 2 HBP: 0	WP: 0 PA: 33 PB: 0 SB: 0 CS: 0
PITCHER Adam Eaton, R ERA: 3.28 Kevin Walker, L ERA: 3.89	IP WLS BF H R ER SO BB IBB HBP BLK WP HR S P ERA WHIP										
	(1, 1) 7.0 L 27 5 3 3 5 2 0 0 0 0 0 2 71 111 3.86 1.000										
	(8, 1) 2.0 6 0 0 0 1 0 0 0 0 0 0 0 18 28 0.00 0.000										

livebaseballscorecards.com

AB	31
R	3
H	5
RBI	2
BB	2
SO	6
LOB	5



BOTTOM

San Francisco Giants @ San Diego Padres
Qualcomm Stadium, San Diego, CA

AB 31
R 1
H 5
RBI 1
BB 6
SO 6
LOB 18



WP: 0 PA: 37
PB: 0
SB: 1
CS: 0

ERA WHIP

Wed Jul 26 2000, 10:05 PM EDT
Att. 27,172 - Sunny - 72 F

AB R H RBI BB SO LOB

3 0 0 0 2 0 2

3 1 1 1 1 0 3

3 0 0 0 0 0 3

3 0 0 0 1 1 0

3 0 1 0 1 0 0

4 0 0 0 0 1 3

3 0 1 0 1 1 1

3 0 0 0 0 1 2

1 0 1 0 0 0 0

0 0 0 0 0 0 0

1 2 3

1 2 3

1 2 3

1 2 3

1 2 3

1 2 3

1 2 3

1 2 3

1 2 3

1 2 3

1 2 3

0-0

0-0

1-1

4-0

4-1

1-2

1-2

4-1

1-0

0-0

0-0

G1

G6-3

G6-3

G6-3

FC6-4 BB

FC6-4 BB

FC6-4

G1-6-3 BB

F8

G1-6-3

G1-6-3

G6-3

F3

G1-3

G5-3

F9

F9

G6-3

G1-6-3 BB

F8

G1-6-3

G1-6-3

FC5-2 BB

FC5-2

F8

F8

F9

2B

F9

F8

F9

F5

F5

BB BB

BB BB

BB BB

BB BB

BB BB

BB BB

BB BB

BB BB

BB BB

BB BB

BB BB

BB BB

BB BB

BB BB

BB BB

BB BB

BB BB

BB BB

BB BB

BB BB

BB BB

BB BB

BB BB

BB BB

BB BB

BB BB

BB BB

BB BB

BB BB

BB BB

BB BB

BB BB

BB BB

BB BB

BB BB

BB BB

BB BB

BB BB

BB BB

BB BB

BB BB

BB BB

BB BB

BB BB

BB BB

BB BB

BB BB

BB BB

BB BB

BB BB

BB BB

BB BB

BB BB

BB BB

BB BB

BB BB

BB BB

BB BB

BB BB

BB BB

BB BB

BB BB

BB BB

BB BB

BB BB

BB BB

BB BB

BB BB

BB BB

BB BB

BB BB

BB BB

BB BB

BB BB

BB BB

BB BB

BB BB

BB BB

BB BB

BB BB

BB BB

BB BB

BB BB

BB BB

BB BB

BB BB

BB BB

BB BB

BB BB

BB BB

BB BB

BB BB

BB BB

BB BB

BB BB

BB BB

BB BB

BB BB

BB BB

BB BB

BB BB

BB BB

BB BB

BB BB

BB BB

BB BB

BB BB

BB BB

BB BB

BB BB

BB BB

BB BB

BB BB

BB BB

BB BB

BB BB

BB BB

BB BB

BB BB

BB BB

BB BB

3 0 0 0 2 0 2

3 1 1 1 1 0 3

3 0 0 0 0 0 3

1 0 0 0 0 1 2

3 0 0 0 1 1 0

3 0 1 0 1 0 0

4 0 0 0 0 1 3

3 0 1 0 1 1 1

3 0 0 0 0 1 2

1 0 1 0 0 0 0

0 0 0 0 0 0 0

0-0

0-0

1-1

4-0

4-1

1-2

1-2

4-1

1-0

0-0

0-0

G1

G6-3

G6-3

G6-3

FC6-4 BB

FC6-4 BB

FC6-4

G1-6-3 BB

F8

G1-6-3

G1-6-3

FC5-2 BB

FC5-2

F8

F8

F9

2B

F9

F8

F9

F5

F5

BB BB

BB BB

BB BB

BB BB

BB BB

BB BB

BB BB

BB BB

BB BB

BB BB

BB BB

BB BB

BB BB

BB BB

BB BB

BB BB

BB BB

BB BB

BB BB

BB BB

BB BB

BB BB

BB BB

BB BB

BB BB

BB BB

BB BB

BB BB

BB BB

BB BB

BB BB

BB BB

BB BB

BB BB

BB BB

BB BB

BB BB

BB BB

BB BB

BB BB

BB BB

BB BB

BB BB

BB BB

BB BB

BB BB

BB BB

BB BB

BB BB

BB BB

BB BB

BB BB

BB BB

BB BB

BB BB

BB BB

BB BB

BB BB

BB BB

BB BB

BB BB

BB BB

BB BB

BB BB

BB BB

BB BB

BB BB

BB BB

BB BB

BB BB

BB BB

BB BB

BB BB

BB BB

BB BB

BB BB

BB BB

BB BB

BB BB

BB BB

BB BB

BB BB

BB BB

BB BB

BB BB

BB BB

BB BB

BB BB

BB BB

BB BB

BB BB

BB BB

BB BB

BB BB

BB BB

Batter	1	2	3	4	5	6	7	8	9	AB R H RBI BB SO LOB	TOP		
Eric Owens, R (1, 9) OBP: 0.364, SLG: 0.394	4-1 2B BB	1-2 FC5-4 1-2f			3-1 F8	1-3 K			0-0 G1-6-3 1-2f	4 1 0 0 1 1 3			
Al Martin, L (1, 7) OBP: 0.358, SLG: 0.475 29 Kory DeHaan, L (6, 7) OBP: 0.247, SLG: 0.316	0-0 1B 2B		0-0 FC3-6 1B		0-0 F7		2-3 K			3 1 2 1 0 0 0 1 0 0 0 0 1 0			
Joe Vitiello, R (1, 3) OBP: 0.214, SLG: 0.429	2-3 K		1-0 FC3-6 1B 1-2f		1-1 F9		1-0 G6-3			4 0 0 0 0 1 2			
Phil Nevin, R (1, 5) OBP: 0.344, SLG: 0.497 Wiki Gonzalez, R (6, 2) OBP: 0.279, SLG: 0.319	1-3 K		1-3 K			1-0 2B 2B	2-0 G3			3 1 1 0 0 2 2 1 0 0 0 0 0 0			
Bret Boone, R (1, 4) OBP: 0.336, SLG: 0.457 16 Kevin Nicholson, S (6, 4) OBP: 0.262, SLG: 0.342	2-2 1B		1-0 1B 1-2		3-2 G4-3		0-0 G3			3 0 2 1 0 0 1 1 0 0 0 0 0 0			
Carlos Hernandez, R (1, 2) OBP: 0.321, SLG: 0.346 Carlos Almanzar, R (6, 1) Ben Davis, S (8, PH) OBP: 0.146, SLG: 0.222 Todd Erdos, R (8, 1)	1-2 F8		0-0 G4-3		1-1 E 2B 2B 2-H		2-3 K			3 1 1 1 0 0 3 0 0 0 0 0 0 0 1 0 0 0 0 1 0 0 0 0 0 0 0 0			
Ruben Rivera, R (1, 8) OBP: 0.314, SLG: 0.446		1-3 K		1-2 F8		0-0 F8	2-1 F8			4 0 0 0 0 1 1			
Damian Jackson, R (1, 6) OBP: 0.327, SLG: 0.341		1-1 G5-3		3-1 G3		3-1 E5 2B 2-3		2-1 G6-3		4 1 0 0 0 0 1			
Matt Clement, R (1, 1) OBP: 0.175, SLG: 0.162 Matt Whiteside, R (4, 1) Dave Magadan, L (6, PH) OBP: 0.356, SLG: 0.311 (6, 5)		0-1 FC5-4 1B		0-0 G6-3		1-1 1-H 3-H 2B		2-2 G1-6-3 1B		2 0 1 0 0 0 0 0 0 0 0 0 0 0 2 0 2 2 0 0 0			
Inning Stats	R: 2 H: 2 E: 0 LOB: 1 K: 2 BB: 1 S: 16 P: 26	R: 0 H: 1 E: 0 LOB: 1 K: 1 BB: 0 S: 10 P: 13	R: 0 H: 2 E: 0 LOB: 2 K: 1 BB: 0 S: 7 P: 10	R: 0 H: 0 E: 0 LOB: 0 K: 0 BB: 0 S: 6 P: 10	R: 0 H: 0 E: 0 LOB: 0 K: 0 BB: 0 S: 5 P: 9	R: 3 H: 3 E: 1 LOB: 1 K: 1 BB: 0 S: 14 P: 24	R: 0 H: 0 E: 0 LOB: 0 K: 1 BB: 0 S: 5 P: 10	R: 0 H: 0 E: 0 LOB: 0 K: 1 BB: 0 S: 9 P: 13	R: 0 H: 1 E: 0 LOB: 0 K: 0 BB: 0 S: 6 P: 10	1B: 5 SF: 0 2B: 4 SAC: 0 3B: 0 DP: 1 HR: 0 HBP: 0	WP: 0 PA: 37 PB: 0 SB: 0 CS: 0		
PITCHER	IP WLS BF H R ER SO BB IBB HBP BLK WP HR S P ERA WHIP											PITCHER	IP WLS BF H R ER SO BB IBB HBP BLK WP HR S P ERA WHIP
Bronson Arroyo, R (1, 1) ERA: 6.38	6.0 W 28 8 5 3 5 1 0 0 0 0 0 0 58 92 4.50 1.500												
Marc Wilkins, R (7, 1) ERA: 5.11	2.0 6 0 0 0 2 0 0 0 0 0 0 0 14 23 0.00 0.000												
57 Steve Sparks, R (9, 1) ERA:	1.0 3 1 0 0 0 0 0 0 0 0 0 0 6 10 0.00 1.000												

San Diego Padres @ Pittsburgh Pirates
 Three Rivers Stadium, Pittsburgh, PA
 Fri Jul 28 2000, 7:05 PM EDT
 Att. 20,686 - Overcast - 68 F

AB	36
R	5
H	9
RBI	5
BB	1
SO	7
LOB	13



Batter	1	2	3	4	5	6	7	8	9	AB	R	H	RBI	BB	SO	LOB
Mike Benjamin, R (1, 4) OBP: 0.319, SLG: 0.424 (7, 6)	3-3 K	0-0 SH5-4		1-1 F7	2-3 K		2-3 K			4	0	0	0	0	3	1
18 Jason Kendall, R Keith Osik, R (1, 2) OBP: 0.425, SLG: 0.469 (7, PH) (8, 2)	0-2 2B	4-1 HR		1-1 WP 1B	0-3 K		2-2 G5-3			3	3	2	0	1	1	1
John Vander Wal, L (1, 7) OBP: 0.385, SLG: 0.545	2-2 E4 2B	1-0 HR		4-1 WP 1B	1-1 F9			0-0 P6		4	3	1	3	1	0	2
Brian Giles, L Bruce Aven, R (1, 8) OBP: 0.407, SLG: 0.575 (8, 9) OBP: 0.287, SLG: 0.428	2-0 HR	4-1 BB		0-0 F8		0-0 G3-1		0-0 HBP WP SF9 1B		3	1	1	1	1	0	2
Kevin Young, R (1, 3) OBP: 0.312, SLG: 0.454	4-1 HR	1-3 K		2-2 E 1B HR 1B		1-0 HR 2B		3-0 SF9 HBP HBP		3	3	2	2	1	1	1
Aramis Ramirez, R (1, 5) OBP: 0.289, SLG: 0.381	0-0 HR	1-3 K		1-0 E5 HR 1B		2-0 HR		2-1 HBP 2-3		4	3	3	6	0	1	1
Emil Brown, R (1, 9) OBP: 0.333, SLG: 0.471 (8, 8)	3-2 F9		0-0 F9	3-1 HR		0-2 G4-6-3 1B		2-1 SF9		4	1	2	4	0	0	0
Pat Meares, R Marc Wilkins, R Warren Morris, L 57 Steve Sparks, R (1, 6) OBP: 0.288, SLG: 0.373 (7, 1) (8, PH) (9, 1)	0-3 K		1-0 P4	1-0 F9		2-2 G4-6-3		1-0 F8		4	0	0	0	0	1	1
Bronson Arroyo, R Luis Sojo, R (1, 1) OBP: 0.154, SLG: 0.308 (7, 4)		3-2 SH5-4 HR 2B		3-2 G6-3		2-0 2B		3-1 G4-3		0	0	0	0	0	0	0

Inning Stats	R: 5	H: 3	E: 1	LOB: 0	K: 2	P: 35	R: 3	H: 2	E: 0	LOB: 1	K: 2	P: 29	R: 0	H: 0	E: 0	LOB: 0	K: 0	P: 9	R: 5	H: 4	E: 1	LOB: 0	K: 0	P: 26	R: 0	H: 1	E: 0	LOB: 1	K: 2	P: 14	R: 2	H: 3	E: 0	LOB: 0	K: 0	P: 14	R: 0	H: 0	E: 0	LOB: 0	K: 1	P: 16	R: 1	H: 1	E: 0	LOB: 2	K: 0	P: 14
--------------	------	------	------	--------	------	-------	------	------	------	--------	------	-------	------	------	------	--------	------	------	------	------	------	--------	------	-------	------	------	------	--------	------	-------	------	------	------	--------	------	-------	------	------	------	--------	------	-------	------	------	------	--------	------	-------

PITCHER	IP	WLS	BF	H	R	ER	SO	BB	IBB	HBP	BLK	WP	HR	S	P	ERA	WHIP
Matt Clement, R ERA: 5.62	(1, 1)	3.1	L	21	6	10	9	4	4	0	0	0	0	46	84	24.30	3.000
Matt Whiteside, R ERA: 4.33	(4, 1)	1.2		9	4	3	2	0	0	0	0	1	1	17	29	16.20	2.400
Carlos Almanzar, R ERA: 5.29	(6, 1)	2.0		8	3	2	1	0	0	0	0	0	1	18	30	9.00	1.500
Todd Erdos, R ERA: 4.55	(8, 1)	1.0		6	1	1	0	0	0	2	0	1	0	6	14	9.00	1.000

BOTTOM

San Diego Padres @ Pittsburgh Pirates
 Three Rivers Stadium, Pittsburgh, PA

Fri Jul 28 2000, 7:05 PM EDT
 Att. 20,686 - Overcast - 68 F

AB	36
R	16
H	14
RBI	16
BB	4
SO	7
LOB	11

livebaseballscorecards.com

P

WP: 2	PA: 44
PB: 0	
SB: 0	
CS: 0	

Batter	1	2	3	4	5	6	7	8	9	AB R H RBI BB SO LOB	TOP											
Eric Owens, R (1, 9) OBP: 0.360, SLG: 0.389 29 Kory DeHaan, L (8, 9) OBP: 0.247, SLG: 0.316	1-0 G1-3		1-2 G6-3			1-1 G5-3		2-0 FC1-6 WP		4 0 0 0 0 0 2 0 0 0 0 0 0 0	San Diego Padres @ Pittsburgh Pirates Three Rivers Stadium, Pittsburgh, PA Sat Jul 29 2000, 7:05 PM EDT Att: 30,118 - Overcast - 69 F											
Al Martin, L (1, 7) OBP: 0.359, SLG: 0.477	1-1 G4-3			0-2 G5-3		1-0 2B		4-0 1-2 3-H BB		3 0 1 0 1 0 0												
Ryan Klesko, L (1, 3) OBP: 0.402, SLG: 0.610 Kevin Walker, L (8, 1) OBP: 0.250, SLG: 0.250	0-0 1B			0-1 1B 2B		1-2 F8		0-2 F8		4 1 2 0 0 0 3 0 0 0 0 0 0 0												
Dave Magadan, L (1, 5) OBP: 0.362, SLG: 0.321	1-1 G6-3			1-1 FC5-4 2-H 1B			2-3 K		1-1 G1-6-3 1B	4 0 2 1 0 1 1												
Bret Boone, R (1, 4) OBP: 0.333, SLG: 0.452		2-3 K		1-2 FC5-4 CS 1-2f			1-1 G6-3		3-1 G1-6-3 1-2f	4 0 0 0 0 1 2												
Carlos Hernandez, R (1, 2) OBP: 0.316, SLG: 0.340 Todd Erdos, R (7, 1) Joe Vitiello, R (8, 3) OBP: 0.200, SLG: 0.400		1-2 G5-3		1-1 CS 1-2	2-3 K		1-0 G6-3		0-1 G6-3	3 0 0 0 0 1 0 0 0 0 0 0 0 0 1 0 0 0 0 0 0												
Ruben Rivera, R (1, 8) OBP: 0.315, SLG: 0.443		2-2 F9			1-3 K			4-2 FC1-6 16 1B WP BB		2 1 0 0 1 1 0												
Damian Jackson, R (1, 6) OBP: 0.325, SLG: 0.338 Wiki Gonzalez, R (7, 2) OBP: 0.277, SLG: 0.317			0-0 F8		1-3 K			1-3 K		2 0 0 0 0 1 0 1 0 0 0 0 1 1												
Brian Tollberg, R (1, 1) Carlos Almanzar, R (5, 1) 16 Kevin Nicholson, S (5, 6) OBP: 0.267, SLG: 0.346			1-1 G3-1			2-0 G5-3		0-2 FC1-6 1B		1 0 0 0 0 0 0 0 0 0 0 0 0 0 2 0 1 0 0 0 0												
Inning Stats	R: 0 E: 0 K: 0 S: 6	H: 1 LOB: 1 BB: 0 P: 9	R: 0 E: 0 K: 1 S: 11	H: 0 LOB: 0 BB: 0 P: 16	R: 0 E: 0 K: 0 S: 6	H: 0 LOB: 0 BB: 0 P: 8	R: 1 E: 0 K: 0 S: 12	H: 2 LOB: 0 BB: 0 P: 15	R: 0 E: 0 K: 3 S: 9	H: 0 LOB: 0 BB: 0 P: 13		R: 0 E: 0 K: 0 S: 7	H: 1 LOB: 1 BB: 0 P: 12	R: 0 E: 0 K: 1 S: 7	H: 0 LOB: 0 BB: 0 P: 11	R: 1 E: 0 K: 1 S: 13	H: 1 LOB: 2 BB: 2 P: 24	R: 0 E: 0 K: 0 S: 6	H: 1 LOB: 0 BB: 0 P: 10	1B: 4 2B: 2 3B: 0 HR: 0	SF: 0 SAC: 0 DP: 1 HBP: 0	WP: 1 PB: 0 SB: 0 CS: 1
PITCHER	IP WLS BF H R ER SO BB IBB HBP BLK WP HR S P ERA WHIP																					
67 Francisco Cordova, R (1, 1) ERA: 4.52	5.0 W 17 3 1 1 4 0 0 0 0 0 0 0 44 61 1.80 0.600																					
Chris Peters, L (6, 1) ERA: 3.52	3.0 13 2 1 1 2 2 0 0 0 1 0 27 47 3.00 1.333																					
Scott Sauerbeck, L (9, 1) ERA: 3.65	1.0 3 1 0 0 0 0 0 0 0 0 0 6 10 0.00 1.000																					

livebaseballscorecards.com

AB	31
R	2
H	6
RBI	1
BB	2
SO	6
LOB	9



Batter	1	2	3	4	5	6	7	8	9	AB	R	H	RBI	BB	SO	LOB
Warren Morris, L OBP: 0.333, SLG: 0.336 (1, 4)	3-1 S 2B 1B	0-0 F8		2-0 HR		0-1 L6		1-3 K		5	2	2	1	0	1	1
18 Jason Kendall, R OBP: 0.427, SLG: 0.470 (1, 2)	2-3 K		2-2 FC4-6 1B	2-0 PO 1B		0-2 G6-3		4-1 FC5-4 BB		4	0	2	0	1	1	1
John Vander Wal, L OBP: 0.387, SLG: 0.544 Bruce Aven, R OBP: 0.285, SLG: 0.424 (1, 7) (8, 7)	2-3 K		0-0 FC4-6 2B 1-2f	0-0 PO 1-2	2-0 1B 1B		0-0 BB 1B FC5-4 1B	1-1 FC5-4 1B 1-2f		4	3	2	0	0	1	2
Brian Giles, L OBP: 0.414, SLG: 0.586 (1, 8)	3-1 2B 2-H		3-2 S 2B 1-H		0-0 1B 1B E		2-1 FC5-4 1B 1B	1-2 1B 1-3		5	2	5	2	0	0	0
Kevin Young, R OBP: 0.311, SLG: 0.451 (1, 3)	1-2 F9		2-1 G6-3		3-0 E 1B 1-3 2-H		1-1 P4	2-3 K		5	1	1	1	0	1	6
Aramis Ramirez, R OBP: 0.274, SLG: 0.385 (1, 5)		3-2 G6-3 67 1B 2B	1-0 F8		2-3 K 1-H 3-H		4-2 FC5-4 BB 1-2 2-3			3	1	1	0	1	1	1
Emil Brown, R OBP: 0.320, SLG: 0.571 (1, 9)		0-2 G6-3		1-1 HR	2-2 G6-3		3-1 FC5-4 1B 1-2f 2-3 3-H			4	1	1	2	0	0	3
Pat Meares, R OBP: 0.285, SLG: 0.369 Chris Peters, L OBP: 0.200, SLG: 0.200 Scott Sauerbeck, R (9, 1)		1-0 P6		0-0 G4-3	1-0 F9		0-0 1B 1-2 3-H			3	0	0	0	0	0	1
67 Francisco Cordova, R OBP: 0.171, SLG: 0.121 Mike Benjamin, R OBP: 0.316, SLG: 0.419 (6, 6)		1-1 1B 3-H		0-3 K		3-2 F8		0-1 G4-3		2	0	1	1	0	1	0
										2	0	0	0	0	0	2

Inning Stats	R: 1	H: 2	E: 0	K: 2	S: 14	LOB: 1	BB: 0	P: 25	R: 1	H: 2	E: 0	K: 0	S: 11	LOB: 1	BB: 0	P: 16	R: 1	H: 2	E: 0	K: 1	S: 9	LOB: 0	BB: 0	P: 18	R: 2	H: 3	E: 1	K: 10	S: 10	LOB: 0	BB: 0	P: 20	R: 0	H: 0	E: 0	K: 0	S: 17	LOB: 0	BB: 0	P: 20	R: 2	H: 3	E: 0	K: 0	S: 12	LOB: 2	BB: 1	P: 22	R: 0	H: 1	E: 0	K: 2	S: 12	LOB: 2	BB: 1	P: 21
--------------	------	------	------	------	-------	--------	-------	-------	------	------	------	------	-------	--------	-------	-------	------	------	------	------	------	--------	-------	-------	------	------	------	-------	-------	--------	-------	-------	------	------	------	------	-------	--------	-------	-------	------	------	------	------	-------	--------	-------	-------	------	------	------	------	-------	--------	-------	-------

PITCHER	IP	WLS	BF	H	R	ER	SO	BB	IBB	HBP	BLK	WP	HR	S	P	ERA	WHIP
Brian Tollberg, R ERA: 3.28 (1, 1)	4.0	L	23	12	8	7	3	0	0	0	0	0	0	47	81	15.75	3.000
Carlos Almanzar, R ERA: 5.07 (5, 1)	2.0		6	0	0	0	1	0	0	0	0	0	0	24	32	0.00	0.000
Todd Erdos, R ERA: 4.99 (7, 1)	1.0		7	3	2	2	0	1	0	0	0	0	0	12	22	18.00	4.000
Kevin Walker, L ERA: 3.8 (8, 1)	1.0		5	1	0	0	2	1	0	0	0	0	0	12	21	0.00	2.000

BOTTOM

San Diego Padres @ Pittsburgh Pirates
 Three Rivers Stadium, Pittsburgh, PA

Sat Jul 29 2000, 7:05 PM EDT
 Att: 30,118 - Overcast - 69 F

AB	39
R	10
H	16
RBI	8
BB	2
SO	6
LOB	18



1B	2B	3B	HR	SF	SAC	DP	HBP	WP	PA	ERA	WHIP
11	3	0	2	0	0	0	0	42	0	0	

San Diego Padres @ Pittsburgh Pirates
 Three Rivers Stadium, Pittsburgh, PA

Sun Jul 30 2000, 1:35 PM EDT
 Att. 19,680 - Overcast - 83 F

AB	39
R	9
H	14
RBI	9
BB	5
SO	8
LOB	22



WP	2	PA	44
PB	0		
SB	0		
CS	0		

AB R H RBI BB SO LOB

5	2	2	0	0	0	2
4	2	1	0	1	1	2
3	0	0	0	2	1	2
5	2	3	4	0	2	2
3	2	1	0	2	0	2
5	0	2	0	0	2	4
5	1	2	5	0	0	3
4	0	1	0	0	2	2
0	0	0	0	0	0	0
0	0	0	0	0	0	0
1	0	0	0	0	0	2
0	0	0	0	0	0	0
3	0	1	0	0	0	1
0	0	0	0	0	0	0
0	0	0	0	0	0	0
1	0	1	0	0	0	0
0	0	0	0	0	0	0

Batter	1	2	3	4	5	6	7	8	9											
Eric Owens, R (1, 9) OBP: 0.361, SLG: 0.395	3-2 G4-3		1-1 F9		2-1 1B		1-1 1B	1-0 G4-6-3												
Al Martin, L (1, 7) OBP: 0.360, SLG: 0.474	1-0 G4-3		3-2 FC6-4 WP		4-1 1B		0-0 BB	3-3 K												
Ryan Klesko, L (1, 3) OBP: 0.402, SLG: 0.604	3-2 F9		4-1 1B		4-2 1B		0-0 L4		1-3 K											
Phil Nevin, R (1, 5) OBP: 0.347, SLG: 0.506		1-3 K	1-3 K		0-0 1B		2-1 HR		1-0 HR											
Bret Boone, R (1, 4) OBP: 0.336, SLG: 0.451		4-0 2B		2-2 G6-3	2-2 G6-4-3		4-0 HR		0-1 1B											
Ben Davis, S (1, 2) OBP: 0.170, SLG: 0.240		1-3 K		0-2 WP		3-2 F8	0-3 K		1-2 1B											
Ruben Rivera, R (1, 8) OBP: 0.316, SLG: 0.457		2-0 2B		0-1 F8		0-0 G6-3	0-1 HR		0-0 P4											
16 Kevin Nicholson, S (1, 6) OBP: 0.267, SLG: 0.341		1-3 K		1-3 K		3-2 FC5-4	2-2 G3		1-2 P6											
Kevin Walker, L (8, 1) OBP: 0.250, SLG: 0.250																				
Donne Wall, R (8, 1)																				
Dave Magadan, L (9, PH) OBP: 0.358, SLG: 0.316																				
Trevor Hoffman, R (9, 1)																				
Brian Meadows, R (1, 1) OBP: 0.150, SLG: 0.150																				
Matt Whiteside, R (8, PH)																				
29 Kory DeHaan, L (8, PH) OBP: 0.247, SLG: 0.316																				
Joe Vitiello, R (8, PH) OBP: 0.250, SLG: 0.438																				
Damian Jackson, R (8, PR) OBP: 0.325, SLG: 0.338																				
Inning Stats	R: 0 E: 0 K: 0 S: 8	H: 0 LOB: 0 BB: 0 P: 15	R: 1 E: 0 K: 3 S: 11	H: 1 LOB: 1 BB: 1 P: 20	R: 0 E: 0 K: 1 S: 13	H: 1 LOB: 1 BB: 0 P: 16	R: 2 E: 0 K: 0 S: 15	H: 2 LOB: 1 BB: 2 P: 28	R: 0 E: 0 K: 0 S: 12	H: 1 LOB: 1 BB: 0 P: 18	R: 5 E: 0 K: 1 S: 15	H: 4 LOB: 0 BB: 1 P: 24	R: 0 E: 0 K: 1 S: 7	H: 1 LOB: 1 BB: 0 P: 14	R: 1 E: 0 K: 1 S: 13	H: 3 LOB: 2 BB: 0 P: 17	1B: 10 2B: 1 3B: 1 HR: 2	SF: 0 SAC: 0 DP: 2 HBP: 0	WP: 2 PA: 44	
PITCHER	IP	WLS	BF	H	R	ER	SO	BB	IBB	HBP	BLK	WP	HR	S	P	ERA	WHIP			
Kris Benson, R (1, 1) ERA: 3.43	6.0		27	6	3	3	5	3	1	0	0	2	0	70	117	4.50	1.500			
Jason Christiansen, L (7, 1) ERA: 4.97	0.1		5	3	4	4	0	1	0	0	0	0	0	6	13	108.00	12.000			
Josias Manzanillo, R (7, 1) ERA: 3.52	0.2	B	3	1	1	1	1	0	0	0	0	0	1	9	11	13.50	1.500			
Scott Sauerbeck, L (8, 1) ERA: 3.55	1.1		4	1	0	0	2	0	0	0	0	0	0	10	18	0.00	0.750			
Marc Wilkins, R (9, 1) ERA: 5.33	0.2	L	5	3	1	1	0	0	0	0	0	0	1	10	13	13.50	4.500			

Batter	1	2	3	4	5	6	7	8	9	AB	R	H	RBI	BB	SO	LOB
Warren Morris, L (1, 4) OBP: 0.332, SLG: 0.332 Scott Sauerbeck, R (8, 1) Luis Sojo, R (9, 5) OBP: 0.317, SLG: 0.418	0-2 F7 BB	4-2		2-2 F8		0-1 F9	0-2 L9			4	0	0	0	1	0	1
Pat Meares, R (1, 6) OBP: 0.287, SLG: 0.371	0-0 G1-3	0-2 F8			1-2 1B 1B 2B	4-2 HR HBP		1-2 P4		4	2	1	0	0	0	2
John Vander Wal, L (1, 3) OBP: 0.394, SLG: 0.567	2-2 1B 2B		0-0 L4		1-0 1B 1B	1-1 HR		1-1 1B 1B		5	3	4	2	0	0	0
Brian Giles, L (1, 8) OBP: 0.416, SLG: 0.593	4-0 1B IBB		2-0 F7		0-0 P6	1-2 HR		2-1 G6-3 1B		4	1	2	1	1	0	2
Aramis Ramirez, R (1, 5) OBP: 0.282, SLG: 0.388 Marc Wilkins, R (9, 1)	1-1 FC6-4 1B		2-3 K		0-1 1B 1B	4-2 BB		1-2 G6-3 1B		4	1	2	2	1	1	2
Alex Ramirez, R (1, 9) OBP: 0.314, SLG: 0.470 Jason Christiansen, R (7, 1) Josias Manzanillo, R (7, 1) Mike Benjamin, R (8, 4) OBP: 0.314, SLG: 0.417	0-2 FC6-4 1-2f			2-0 P6	4-0 1B IBB	1-2 F9			0-0 G6-3	3	0	0	0	1	0	3
Emil Brown, R (1, 7) OBP: 0.333, SLG: 0.538		0-1 F9		2-1 2B 1B	3-1 1B 1B	2-1 F9			1-3 K	5	1	2	2	0	1	1
Keith Osik, R (1, 2) OBP: 0.378, SLG: 0.550 18 Jason Kendall, R (9, PH) OBP: 0.426, SLG: 0.468		0-0 L8		0-0 F8 1-H 2B	3-2 F3		1-0 P5		0-0 F8	4	0	1	1	0	0	2
Kris Benson, R (1, 1) OBP: 0.234, SLG: 0.190 Bruce Aven, R (7, 7) OBP: 0.283, SLG: 0.421		0-0 2B		3-1 F8 2-3	1-0 F8		0-0 P6			1	0	0	0	0	0	0

Inning Stats	R: 1	H: 2	E: 0	K: 0	S: 13	H: 2	LOB: 2	BB: 1	P: 20	R: 0	H: 1	E: 0	K: 0	S: 9	H: 0	LOB: 0	BB: 0	P: 9	R: 0	H: 2	E: 0	K: 0	S: 5	H: 2	LOB: 1	BB: 0	P: 18	R: 3	H: 4	E: 0	K: 0	S: 13	R: 3	H: 2	E: 0	K: 0	S: 18	R: 0	H: 0	E: 0	K: 0	S: 6	R: 0	H: 2	E: 0	K: 0	S: 11	R: 0	H: 0	E: 0	K: 1	S: 5	R: 0	H: 0	E: 0	K: 1	S: 5	1B: 7	2B: 4	3B: 0	HR: 2	SF: 0	SAC: 0	DP: 1	HBP: 1	WP: 0	PB: 0	SB: 0	CS: 0	PA: 44
--------------	------	------	------	------	-------	------	--------	-------	-------	------	------	------	------	------	------	--------	-------	------	------	------	------	------	------	------	--------	-------	-------	------	------	------	------	-------	------	------	------	------	-------	------	------	------	------	------	------	------	------	------	-------	------	------	------	------	------	------	------	------	------	------	-------	-------	-------	-------	-------	--------	-------	--------	-------	-------	-------	-------	--------

PITCHER	IP	WLS	BF	H	R	ER	SO	BB	IBB	HBP	BLK	WP	HR	S	P	ERA	WHIP
Brian Meadows, R (1, 1) ERA: 5.34	5.1		31	11	8	8	1	1	2	1	0	0	2	59	102	13.50	2.250
Matt Whiteside, R (6, 1) ERA: 4.14	1.2		6	0	0	0	0	1	0	0	0	0	0	14	22	0.00	0.600
Kevin Walker, L (8, 1) ERA: 3.77	0.1		3	2	0	0	0	0	0	0	0	0	0	8	12	0.00	6.000
Donne Wall, R (8, 1) ERA: 2.88	0.2	W	1	0	0	0	0	0	0	0	0	0	0	3	4	0.00	0.000
Trevor Hoffman, R (9, 1) ERA: 4.03	1.0	S	3	0	0	0	1	0	0	0	0	0	0	5	6	0.00	0.000

BOTTOM

San Diego Padres @ Pittsburgh Pirates
Three Rivers Stadium, Pittsburgh, PA
 Sun Jul 30 2000, 1:35 PM EDT
 Att. 19,680 - Overcast - 83 F

AB	39
R	8
H	13
RBI	8
BB	4
SO	2
LOB	16



PITCHER	IP	WLS	BF	H	R	ER	SO	BB	IBB	HBP	BLK	WP	HR	S	P	ERA	WHIP
---------	----	-----	----	---	---	----	----	----	-----	-----	-----	----	----	---	---	-----	------

Batter	1	2	3	4	5	6	7	8	9	AB R H RBI BB SO LOB	TOP	
Doug Glanville, R (1, 8) OBP: 0.294, SLG: 0.345	1-1 1B		0-2 F8		0-0 G5-3			0-1 G6-3		4 0 1 0 0 0 0		
Mickey Morandini, L (1, 4) OBP: 0.325, SLG: 0.315	3-2 F9		0-0 G4-3			2-1 F7		2-2 G6-3		4 0 0 0 0 0 1		
Bobby Abreu, L (1, 9) OBP: 0.403, SLG: 0.531	1-2 F7		0-1 F5			2-0 F8			1-1 G6-3	4 0 0 0 0 0 1		
Scott Rolen, R (1, 5) OBP: 0.356, SLG: 0.517	3-2 G6-3			0-1 P3		0-0 F3			1-2 F5	4 0 0 0 0 0 1		
Pat Burrell, R (1, 3) OBP: 0.337, SLG: 0.474		1-3 K		2-3 K			1-1 F9		1-1 HR	4 1 1 1 0 2 0		
Travis Lee, L (1, 7) OBP: 0.308, SLG: 0.391		0-1 G6-3		3-1 1B			2-2 1B		2-2 F8	4 0 2 0 0 0 0		
Gary Bennett, R (1, 2) OBP: 0.385, SLG: 0.500		4-2 BB		0-1 F7			3-1 F9			2 0 0 0 1 0 2		
Desi Relaford, S (1, 6) OBP: 0.366, SLG: 0.329		4-1 BB			1-2 G4-3		2-2 F8			2 0 0 0 1 0 1		
Bruce Chen, L (1, 1) Kevin Sefcik, R (8, PH) Chris Brock, R (8, 1) Mark Holzemer, L (8, 1)		0-3 K			1-3 K			0-0 F9		2 0 0 0 0 2 2 1 0		
Inning Stats	R: 0 H: 1 E: 0 LOB: 1 K: 0 BB: 0 S: 13 P: 21	R: 0 H: 0 E: 0 LOB: 2 K: 2 BB: 2 S: 11 P: 20	R: 0 H: 0 E: 0 LOB: 0 K: 0 BB: 0 S: 6 P: 6	R: 0 H: 1 E: 0 LOB: 1 K: 1 BB: 0 S: 9 P: 14	R: 0 H: 0 E: 0 LOB: 0 K: 1 BB: 0 S: 7 P: 9	R: 0 H: 0 E: 0 LOB: 0 K: 0 BB: 0 S: 4 P: 8	R: 0 H: 1 E: 0 LOB: 1 K: 0 BB: 0 S: 11 P: 19	R: 0 H: 0 E: 0 LOB: 0 K: 0 BB: 0 S: 7 P: 9	R: 1 H: 1 E: 0 LOB: 0 K: 0 BB: 0 S: 10 P: 15	1B: 3 SF: 0 2B: 0 SAC: 0 3B: 0 DP: 0 HR: 1 HBP: 0	WP: 0 PA: 33 PB: 0 SB: 0 CS: 0	
PITCHER Woody Williams, R (1, 1) ERA: 4.12	IP WLS BF H R ER SO BB IBB HBP BLK WP HR S P ERA WHIP	9.0 W 33 4 1 1 4 2 0 0 0 0 1 78 121 1.00 0.667										

Philadelphia Phillies @ San Diego Padres
Qualcomm Stadium, San Diego, CA
Mon Jul 31 2000, 10:05 PM EDT
Att. 43,207 - Overcast - 79 F

AB	31
R	1
H	4
RBI	1
BB	2
SO	4
LOB	8



Batter	1	2	3	4	5	6	7	8	9
Eric Owens, R OBP: 0.362, SLG: 0.401 (1, 7)	1-1 G4-3 1B		1-1 F8			0-0 B1-3		1-2 1B 3B	
Ruben Rivera, R OBP: 0.315, SLG: 0.454 (1, 8)	2-3 K		2-3 K			2-3 K		1-0 G6-4-3 1B	
Ryan Klesko, L OBP: 0.400, SLG: 0.598 (1, 3)	1-1 G4-3		1-2 F9			4-2 HR BB		0-0 G6-4-3	
Phil Nevin, R OBP: 0.349, SLG: 0.514 (1, 5)	2-2 G4-3			2-0 G5-3		0-1 HR		2-1 BB 1B	
Bret Boone, R OBP: 0.336, SLG: 0.447 (1, 4)		2-2 P6		3-1 L7		3-2 G5-3		4-1 BB	
Joe Vitiello, R OBP: 0.278, SLG: 0.500 (1, 9)		2-2 G4-3 2B		1-1 G5-3			3-1 CS 1B	2-3 K	
29 Kory DeHaan, L OBP: 0.253, SLG: 0.321 (7, 9)									
Wiki Gonzalez, R OBP: 0.273, SLG: 0.312 (1, 2)		1-0 G4-3			0-1 F8		1-3 SAFE K		
Damian Jackson, R OBP: 0.325, SLG: 0.336 (1, 6)		4-2 S BB			0-1 G1-3		1-1 P4		
Woody Williams, R OBP: 0.375, SLG: 0.593 (1, 1)		2-1 F8			2-3 K			4-0 BB 3B	

AB	R	H	RBI	BB	SO	LOB
4	1	2	1	0	0	0
4	0	1	1	0	3	1
3	1	0	0	1	0	2
4	1	2	2	0	0	1
3	0	0	0	1	0	0
2	0	1	0	0	0	0
2	0	1	0	0	1	2
3	0	0	0	0	1	2
2	0	0	0	1	0	0
2	1	0	0	1	1	2

BOTTOM

Philadelphia Phillies @ San Diego Padres
Qualcomm Stadium, San Diego, CA
 Mon Jul 31 2000, 10:05 PM EDT
 Att: 43,207 - Overcast - 79 F

livebaseballscorecards.com

AB	29
R	4
H	7
RBI	4
BB	4
SO	6
LOB	10



Inning Stats	R	H	E	K	S	H	LOB	BB	P	R	H	E	K	S	R	H	E	K	S
	0	1	0	1	17	1	2	0	13	0	0	0	1	12	0	0	0	7	9
	0	1	0	0	17	1	2	1	13	0	0	0	1	12	0	0	0	7	9
	0	0	0	1	17	0	2	0	13	0	0	0	1	12	0	0	0	7	9
	0	1	0	0	17	1	2	1	13	0	0	0	1	12	0	0	0	7	9
	0	1	0	0	17	1	2	1	13	0	0	0	1	12	0	0	0	7	9

PITCHER	IP	WLS	BF	H	R	ER	SO	BB	IBB	HBP	BLK	WP	HR	S	P	ERA	WHIP
Bruce Chen, L ERA: 2.72 (1, 1)	7.0	L	26	4	2	2	5	2	0	0	0	0	1	63	106	2.57	0.857
Chris Brock, R ERA: 4.31 (8, 1)	0.2		6	3	2	2	0	2	0	0	0	0	0	8	20	27.00	7.500
Mark Holzemer, L ERA: 5.5 (8, 1)	0.1		1	0	0	0	1	0	0	0	0	0	0	3	5	0.00	0.000

WP	PA	ERA	WHIP
0	33		
0			
1			
1			

Batter	1	2	3	4	5	6	7	8	9	10	AB	R	H	RBI	BB	SO	LOB	TOP									
Doug Glanville, R (1, 8) OBP: 0.295, SLG: 0.348 Vicente Padilla, R (8, 1) OBP: 1.000, SLG: 1.000 23 Kevin Jordan, R (10, PH) OBP: 0.275, SLG: 0.342 Jeff Brantley, R (10, 1)	1-0 G3 2B		0-0 1B		1-1 L4		0-1 FC4-6 2B 1B	2-1 L6		1-2 L8	5	1	2	0	0	0	2										
Mickey Morandini, L (1, 4) OBP: 0.323, SLG: 0.313	2-2 G3 2-3		0-2 F5		2-2 E5		2-1 2B 1B		2-1 F8		5	1	1	1	0	0	2										
Bobby Abreu, L (1, 9) OBP: 0.401, SLG: 0.529	3-3 K		0-1 F5		3-3 K		2-1 E 2B		1-1 G3		5	1	1	2	0	2	3										
Scott Rolen, R (1, 5) OBP: 0.356, SLG: 0.523	3-3 K		2-2 G1-3				0-1 F8		0-2 E BB		4	2	1	1	1	1	2										
Pat Burrell, R (1, 3) OBP: 0.339, SLG: 0.484		2-1 F9		4-2 G3 BB		1-3 K		3-2 E4		0-0 HR	4	1	1	1	1	1	0										
Travis Lee, L (1, 7) OBP: 0.308, SLG: 0.394 Mark Holzemer, L (6, 1)		0-0 G3		2-0 G3		0-0 G4-3		2-3 K		3-1 HR	3	1	1	0	0	0	1										
Rico Brogna, L (7, PH) OBP: 0.289, SLG: 0.381 Ed Vosberg, L (7, 1) Kevin Sevcik, R (8, 8) OBP: 0.330, SLG: 0.347		1B SF8 2B		1-2 G3		1-3 K		4-2 FC4-6 1B BB		3-1 2B	0	0	0	0	0	0	0										
Gary Bennett, R (1, 2) OBP: 0.387, SLG: 0.462		3-2 1B		1-3 K		1-3 K		1-1 F7		2-0 F7	4	1	1	0	1	1	2										
Desi Relaford, S (1, 6) OBP: 0.363, SLG: 0.328		1-0 SF8		1-0 L4		1-0 L4		0-0 FC4-6 1B		3-2 G4-3	4	0	1	1	0	0	1										
Robert Person, R (1, 1) OBP: 0.171, SLG: 0.188 Brian Hunter, R (6, 7) OBP: 0.298, SLG: 0.512		0-3 K		0-2 L7				1-3 K		1-3 K	2	0	0	0	0	1	1										
											3	1	1	1	0	2	2										
Inning Stats	R: 0 E: 0 K: 2 S: 12	H: 1 LOB: 1 BB: 0 P: 21	R: 1 E: 0 K: 1 S: 10	H: 2 LOB: 1 BB: 0 P: 16	R: 0 E: 0 K: 0 S: 10	H: 1 LOB: 1 BB: 0 P: 12	R: 0 E: 0 K: 1 S: 7	H: 0 LOB: 1 BB: 1 P: 15	R: 0 E: 1 K: 1 S: 12	H: 0 LOB: 1 BB: 0 P: 18	R: 0 E: 0 K: 1 S: 7	H: 0 LOB: 0 BB: 0 P: 8	R: 5 E: 1 K: 2 S: 20	H: 3 LOB: 1 BB: 2 P: 38	R: 1 E: 0 K: 0 S: 10	H: 1 LOB: 0 BB: 0 P: 19	R: 2 E: 0 K: 0 S: 12	H: 3 LOB: 1 BB: 0 P: 20	R: 0 E: 0 K: 1 S: 9	H: 0 LOB: 0 BB: 0 P: 11	1B: 4 2B: 4 3B: 0 HR: 3	SF: 1 SAC: 0 DP: 0 HBP: 0	WP: 0 PB: 0 SB: 0 CS: 0	PA: 46			
PITCHER	IP WLS BF H R ER SO BB IBB HBP BLK WP HR S P ERA WHIP	IP WLS BF H R ER SO BB IBB HBP BLK WP HR S P ERA WHIP	IP WLS BF H R ER SO BB IBB HBP BLK WP HR S P ERA WHIP	IP WLS BF H R ER SO BB IBB HBP BLK WP HR S P ERA WHIP	IP WLS BF H R ER SO BB IBB HBP BLK WP HR S P ERA WHIP	IP WLS BF H R ER SO BB IBB HBP BLK WP HR S P ERA WHIP	IP WLS BF H R ER SO BB IBB HBP BLK WP HR S P ERA WHIP	IP WLS BF H R ER SO BB IBB HBP BLK WP HR S P ERA WHIP	IP WLS BF H R ER SO BB IBB HBP BLK WP HR S P ERA WHIP	IP WLS BF H R ER SO BB IBB HBP BLK WP HR S P ERA WHIP	IP WLS BF H R ER SO BB IBB HBP BLK WP HR S P ERA WHIP	IP WLS BF H R ER SO BB IBB HBP BLK WP HR S P ERA WHIP	IP WLS BF H R ER SO BB IBB HBP BLK WP HR S P ERA WHIP	IP WLS BF H R ER SO BB IBB HBP BLK WP HR S P ERA WHIP	IP WLS BF H R ER SO BB IBB HBP BLK WP HR S P ERA WHIP	IP WLS BF H R ER SO BB IBB HBP BLK WP HR S P ERA WHIP	IP WLS BF H R ER SO BB IBB HBP BLK WP HR S P ERA WHIP	IP WLS BF H R ER SO BB IBB HBP BLK WP HR S P ERA WHIP	IP WLS BF H R ER SO BB IBB HBP BLK WP HR S P ERA WHIP	IP WLS BF H R ER SO BB IBB HBP BLK WP HR S P ERA WHIP	IP WLS BF H R ER SO BB IBB HBP BLK WP HR S P ERA WHIP	IP WLS BF H R ER SO BB IBB HBP BLK WP HR S P ERA WHIP	IP WLS BF H R ER SO BB IBB HBP BLK WP HR S P ERA WHIP	IP WLS BF H R ER SO BB IBB HBP BLK WP HR S P ERA WHIP	IP WLS BF H R ER SO BB IBB HBP BLK WP HR S P ERA WHIP	IP WLS BF H R ER SO BB IBB HBP BLK WP HR S P ERA WHIP	IP WLS BF H R ER SO BB IBB HBP BLK WP HR S P ERA WHIP

Philadelphia Phillies @ San Diego Padres
Qualcomm Stadium, San Diego, CA
Tue Aug 01 2000, 10:05 PM EDT
Att: 18,274 - Sunny - 77 F

AB	42
R	9
H	11
RBI	7
BB	3
SO	9
LOB	17



Batter	1	2	3	4	5	6	7	8	9	AB R H RBI BB SO LOB	TOP																
Doug Glanville, R (1, 8) OBP: 0.296, SLG: 0.351	3-2 F8		0-3 K		0-1 FC5-4 1B		1-0 1B 2B		0-1 F9	5 1 2 0 0 1 0																	
Alex Arias, R (1, 6) OBP: 0.258, SLG: 0.313	2-2 F7		3-1 E5		2-0 FC5-4 1-2f		3-1 1B 1B			4 0 1 1 0 0 1																	
Bobby Abreu, L (1, 9) OBP: 0.402, SLG: 0.531	1-0 2B		2-1 G4-3		3-3 K		2-1 1-2 1B			4 0 2 0 0 1 2																	
Scott Rolen, R (1, 5) OBP: 0.355, SLG: 0.520	2-3 K			2-2 E 1B	2-3 K		2-3 K			4 1 1 0 0 3 4																	
Rico Brogna, L (1, 3) OBP: 0.295, SLG: 0.380		1-0 G6-3		2-2 E7 1B 1-3 1B		4-1 G4-6-3 BB		2-2 G6-3		3 0 1 0 1 0 0																	
23 Kevin Jordan, R (1, 4) OBP: 0.271, SLG: 0.336		1-2 F7		2-2 G1-3		0-1 F2		1-1 P5		4 0 0 0 0 0 3																	
Travis Lee, L (1, 7) OBP: 0.311, SLG: 0.393		4-2 BB		1-0 2-3 3-H 1B		0-0 G4-6-3 1-2f		3-0 F8		3 0 1 1 1 0 1																	
Tom Prince, R (1, 2) OBP: 0.289, SLG: 0.348		3-2 G5-3		2-3 K		1-3 K		0-1 G3		3 0 0 0 0 2 3																	
Mickey Morandini, L (9, PH) OBP: 0.322, SLG: 0.312										1 0 0 0 0 0 0																	
Omar Daal, L (1, 1) OBP: 0.290, SLG: 0.379			0-3 K		1-1 G4-3		3-2 G6-3		0-3 K	2 0 0 0 0 1 2																	
Kevin Sevcik, R (7, PH) OBP: 0.327, SLG: 0.343										1 0 0 0 0 0 0																	
Cliff Politte, R (7, 1) OBP: 0.300, SLG: 0.333										0 0 0 0 0 0 0																	
Brian Hunter, R (9, PH) OBP: 0.295, SLG: 0.506										1 0 0 0 0 1 0																	
Inning Stats	R: 0 E: 0 K: 1 S: 11	H: 1 LOB: 1 BB: 0 P: 19	R: 0 E: 0 K: 0 S: 12	H: 0 LOB: 1 BB: 1 P: 21	R: 0 E: 1 K: 2 S: 10	H: 0 LOB: 1 BB: 0 P: 15	R: 1 E: 1 K: 1 S: 16	H: 3 LOB: 2 BB: 0 P: 26	R: 0 E: 1 K: 2 S: 9	H: 1 LOB: 1 BB: 0 P: 16	R: 0 E: 0 K: 0 S: 4	H: 0 LOB: 0 BB: 1 P: 8	R: 1 E: 0 K: 2 S: 14	H: 3 LOB: 2 BB: 0 P: 26	R: 0 E: 0 K: 0 S: 6	H: 0 LOB: 0 BB: 0 P: 12	R: 0 E: 0 K: 1 S: 8	H: 0 LOB: 0 BB: 0 P: 8	1B: 6 2B: 2 3B: 0 HR: 0	SF: 0 SAC: 0 DP: 1 HBP: 0	WP: 0 PB: 0 SB: 0 CS: 0	PA: 37					
PITCHER	IP	WLS	BF	H	R	ER	SO	BB	IBB	HBP	BLK	WP	HR	S	P	ERA	WHIP										
Matt Clement, R (1, 1) ERA: 5.48	6.2	W	29	7	2	2	7	2	0	0	0	0	0	71	122	2.70	1.350										
Kevin Walker, L (7, 1) ERA: 3.77	0.0		1	1	0	0	0	0	0	0	0	0	0	2	4	∞	∞										
Heathcliff Slocumb, R (7, 1) ERA: 5.36	0.1	H	1	0	0	0	1	0	0	0	0	0	0	3	5	0.00	0.000										
Donne Wall, R (8, 1) ERA: 2.95	1.0	H	3	0	0	0	0	0	0	0	0	0	0	6	12	0.00	0.000										
Trevor Hoffman, R (9, 1) ERA: 4.24	1.0	S	3	0	0	0	1	0	0	0	0	0	0	8	8	0.00	0.000										

Philadelphia Phillies @ San Diego Padres
Qualcomm Stadium, San Diego, CA
Wed Aug 02 2000, 10:05 PM EDT
Att. 14,447 - Cloudy - 79 F

livebaseballscorecards.com

AB	35
R	2
H	8
RBI	2
BB	2
SO	9
LOB	16



Batter	1	2	3	4	5	6	7	8	9
Eric Owens, R OBP: 0.368, SLG: 0.409 (1, 9) (8, 7)	2-1 BB 2B 1B	1-2 1B			0-1 P4		3-2 S 2B 1B		
Ruben Rivera, R OBP: 0.312, SLG: 0.451 (1, 8)	1-3 K	2-0 L4			1-0 F2		1-1 1-H 3-H 2B		
Bret Boone, R OBP: 0.336, SLG: 0.447 (1, 4)	2-2 F8		3-2 G5-4-3 1B		0-1 G6-3		3-2 F7		
Phil Nevin, R OBP: 0.348, SLG: 0.505 Trevor Hoffman, R (9, 1)	4-1 2B 1B BB		1-0 F8		2-1 F8		2-3 K		
Joe Vitiello, R OBP: 0.286, SLG: 0.524 Donne Wall, R (8, 1)	2-0 1B 2B		1-2 G5-4-3		2-2 F9		3-1 F8		
Dave Magadan, L OBP: 0.361, SLG: 0.321 (8, PH) (9, 5)	1-3 2-H 1B 2B		1-2 1-2f		3-1 G6-3		2-1 G4-3		
Wiki Gonzalez, R OBP: 0.277, SLG: 0.316 (1, 2)	3-2 1B		3-1 16 FC5-4 1B		3-1 G6-3		2-1 G4-3		
Damian Jackson, R OBP: 0.327, SLG: 0.337 Mike Darr, L OBP: 0.348, SLG: 0.368 (7, PH) (8, 9)	0-3 K		1-3 K		3-2 1B 2B 1B		0-1 F2		
16 Kevin Nicholson, S OBP: 0.263, SLG: 0.333 (1, 6)		2-2 G5-3	0-0 FC5-4		0-1 F2		2-3 K		
Matt Clement, R OBP: 0.167, SLG: 0.154 Kevin Walker, L OBP: 0.250, SLG: 0.250 Ryan Klesko, L OBP: 0.403, SLG: 0.596 Heathcliff Slocumb, R (7, 1)		1-3 K	1-3 K						

Inning Stats		R: 3	H: 3	LOB: 1	K: 2	S: 16	R: 0	H: 1	LOB: 1	K: 1	S: 11	R: 0	H: 1	LOB: 0	K: 0	S: 7	R: 0	H: 0	LOB: 0	K: 0	S: 5	R: 0	H: 0	LOB: 0	K: 0	S: 8	R: 2	H: 3	LOB: 1	K: 1	S: 23	R: 0	H: 0	LOB: 0	K: 1	S: 7
PITCHER	IP	WLS	BF	H	R	ER	SO	BB	IBB	HBP	BLK	WP	HR	S	P	ERA	WHIP																			
Omar Daal, L ERA: 6.9	(1, 1)	6.0	L	24	6	3	3	5	1	0	0	0	0	57	95	4.50	1.167																			
Cliff Politte, R ERA: 4.06	(7, 1)	2.0		9	3	2	2	2	0	0	0	0	0	30	49	9.00	1.500																			

BOTTOM

Philadelphia Phillies @ San Diego Padres
Qualcomm Stadium, San Diego, CA

Wed Aug 02 2000, 10:05 PM EDT
Att: 14,447 - Cloudy - 79 F

AB	R	H	RBI	BB	SO	LOB
4	2	3	0	0	0	0
4	0	1	2	0	1	2
4	0	1	0	0	0	2
3	1	0	0	1	1	1
0	0	0	0	0	0	0
3	1	1	1	0	0	1
0	0	0	0	0	0	0
1	0	0	0	0	0	0
4	0	2	2	0	0	0
2	0	0	0	0	2	2
1	1	1	0	0	0	0
3	0	0	0	0	0	2
2	0	0	0	0	2	1
0	0	0	0	0	0	0
1	0	0	0	0	1	1
0	0	0	0	0	0	0

AB	32
R	5
H	9
RBI	5
BB	1
SO	7
LOB	12

WP: 0 PA: 33
PB: 0
SB: 1
CS: 0



Inning Stats		R: 0	H: 0	LOB: 0	K: 1	S: 7	R: 0	H: 0	LOB: 0	K: 1	S: 7	R: 0	H: 0	LOB: 0	K: 1	S: 7	R: 0	H: 0	LOB: 0	K: 1	S: 7
PITCHER	IP	WLS	BF	H	R	ER	SO	BB	IBB	HBP	BLK	WP	HR	S	P	ERA	WHIP				
Omar Daal, L ERA: 6.9	(1, 1)	6.0	L	24	6	3	3	5	1	0	0	0	0	57	95	4.50	1.167				
Cliff Politte, R ERA: 4.06	(7, 1)	2.0		9	3	2	2	2	0	0	0	0	0	30	49	9.00	1.500				

Batter	1	2	3	4	5	6	7	8	9	AB R H RBI BB SO LOB	TOP																
Eric Young Sr. R (1, 4) OBP: 0.377, SLG: 0.419	1-1 F9		1-2 G6-3	2-0 FC6-4 1B		1-1 G6-3			0-1 F8	5 1 0 0 0 0 2																	
Ricky Gutierrez, R (1, 6) OBP: 0.366, SLG: 0.400	1-2 G6-3		1-2 2B 1B	0-1 1B		0-1 1B			0-0 F9	5 1 3 2 0 0 0																	
Sammy Sosa, R (1, 9) OBP: 0.410, SLG: 0.627	3-1 2B		2-0 2B 1B	2-1 F9		2-2 F7			3-3 K	5 1 2 0 0 1 2																	
Mark Grace, L (1, 3) OBP: 0.397, SLG: 0.454	4-0 BB		1-0 2B	2-2 G4-3					2-2 G1-3	3 1 1 2 1 0 1																	
Willie Greene, L (1, 5) OBP: 0.328, SLG: 0.401	1-3 K		1-0 1B 2B		0-1 G4-3				2-3 K	4 0 1 1 0 2 2																	
Gary Matthews, S (1, 8) (8, 7)			0-0 1B		2-1 G3				2-1 G1-3	4 0 1 0 0 1 0																	
Jeff Reed, L (1, 2) OBP: 0.349, SLG: 0.350			2-3 K		0-1 G1-4-3				1-3 K	3 0 0 0 1 2 2																	
Brant Brown, L (1, 7) OBP: 0.244, SLG: 0.338			1-2 F9						2-1 F9	3 0 0 0 0 2 3																	
Damon Buford, R (8, PH) OBP: 0.338, SLG: 0.436			1-3 K						1-3 K2-3	1 0 0 0 0 0 0																	
Phil Norton, R (1, 1) OBP: 0.500, SLG: 0.500			0-0 F8		2-2 FC6-4 1B					2 0 1 0 0 0 1																	
Chad Meyers, R (6, PH) OBP: 0.304, SLG: 0.364										1 1 1 0 0 0 0																	
Todd Van Poppel, R (6, 1)										0 0 0 0 0 0 0																	
Jose Nieves, R (8, PH) OBP: 0.241, SLG: 0.362										1 0 0 0 0 1 0																	
Tim Worrell, R (8, 1)										0 0 0 0 0 0 0																	
Inning Stats	R: 0 E: 0 K: 1 S: 10	H: 1 LOB: 2 BB: 1 P: 20	R: 0 E: 0 K: 1 S: 7	H: 0 LOB: 1 BB: 1 P: 13	R: 3 E: 0 K: 2 S: 17	H: 5 LOB: 2 BB: 0 P: 26	R: 1 E: 0 K: 0 S: 12	H: 2 LOB: 1 BB: 0 P: 20	R: 0 E: 0 K: 0 S: 6	H: 0 LOB: 0 BB: 0 P: 8	R: 1 E: 1 K: 1 S: 12	H: 2 LOB: 1 BB: 0 P: 18	R: 0 E: 0 K: 1 S: 8	H: 0 LOB: 0 BB: 0 P: 14	R: 0 E: 0 K: 2 S: 9	H: 0 LOB: 0 BB: 0 P: 13	R: 0 E: 0 K: 1 S: 7	H: 0 LOB: 0 BB: 0 P: 10	1B: 6 2B: 4 3B: 0 HR: 0	SF: 0 SAC: 0 DP: 0 HBP: 0	WP: 0 PB: 0 SB: 1 CS: 0	PA: 39					
PITCHER	IP WLS BF H R ER SO BB IBB HBP BLK WP HR S P ERA WHIP																										
Brian Tollberg, R (1, 1) ERA: 3.6	5.2		29	10	5	4	5	2	0	0	0	0	0	61	100	6.35	2.118										
Todd Erdos, R (6, 1) ERA: 4.94	0.1		1	0	0	0	0	0	0	0	0	0	0	3	5	0.00	0.000										
Kevin Walker, L (7, 1) ERA: 3.61	2.0	W	6	0	0	0	3	0	0	0	0	0	0	17	27	0.00	0.000										
Trevor Hoffman, R (9, 1) ERA: 4.15	1.0	S	3	0	0	0	1	0	0	0	0	0	0	7	10	0.00	0.000										

Chicago Cubs @ San Diego Padres
Qualcomm Stadium, San Diego, CA

Thu Aug 03 2000, 5:05 PM EDT
Att. 28,878 - Sunny - 81 F

livebaseballscorecards.com

AB	37
R	5
H	10
RBI	5
BB	2
SO	9
LOB	13



BOTTOM

Chicago Cubs @ San Diego Padres
Qualcomm Stadium, San Diego, CA

Thu Aug 03 2000, 5:05 PM EDT
Att: 28,878 - Sunny - 81 F

livebaseballscorecards.com

AB	31
R	6
H	8
RBI	5
BB	4
SO	6
LOB	13



WP:	0	PA:	35
PB:	1		
SB:	2		
CS:	0		

AB R H RBI BB SO LOB

4	1	3	3	0	0	0
3	0	0	0	1	2	2
3	1	0	0	1	0	1
3	0	1	0	1	0	3
0	1	0	0	0	0	0
3	0	0	0	1	0	2
4	1	1	0	0	2	3
4	0	1	2	0	1	0
4	1	1	0	0	1	2
0	0	0	0	0	0	0
2	1	1	0	0	0	0
0	0	0	0	0	0	0
1	0	0	0	0	0	0
0	0	0	0	0	0	0
0	0	0	0	0	0	0

1B:	5	SF:	0
2B:	3	SAC:	0
3B:	0	DP:	1
HR:	1	HBP:	0

Batter	1	2	3	4	5	6	7	8	9
Eric Owens, R (1, 7) OBP: 0.371, SLG: 0.419	3-2 FC5 BB 1B	0-0 HR		0-1 FC6-4 1B			0-1 G3		
Ruben Rivera, R (1, 8) OBP: 0.311, SLG: 0.446	2-3 K	4-2 FC4-6 BB		3-1 FC6-4 1-2f			2-3 K		
Ryan Klesko, L (1, 3) OBP: 0.402, SLG: 0.591	4-2 BB FC5 1-2 PB BB	0-1 FC4-6 E S 1-2f		0-1 G3-1			2-1 G4-3		
Phil Nevin, R (1, 5) OBP: 0.349, SLG: 0.504	0-0 FC5 1-2 PB BB 2-3f	2-2 G6-3		4-2 FC6-4 BB			0-1 1B S 2B 1B		
Damian Jackson, R (8, PR) OBP: 0.327, SLG: 0.337									
Bret Boone, R (1, 4) OBP: 0.336, SLG: 0.444	4-0 PB 1-2 2-3 BB			1-1 FC6-4 1-2f			0-0 F7		
Ben Davis, S (1, 2) OBP: 0.164, SLG: 0.224	3-3 K 1-2 2-3 3-H			0-0 F9			0-1 2B 1B		
Mike Darr, L (1, 9) OBP: 0.333, SLG: 0.391				1-3 K			1-2 16 L4-6 1-H 3-H 2B		
16 Kevin Nicholson, S (1, 6) OBP: 0.263, SLG: 0.340				2-2 G1-3			0-3 K		
Trevor Hoffman, R (9, 1)									
Brian Tollberg, R (1, 1) OBP: 0.067, SLG: 0.067				0-0 F9			0-0 P3-1		
Todd Erdos, R (6, 1)									
John Mabry, L (6, PH) OBP: 0.317, SLG: 0.343									
Kevin Walker, L (7, 1) OBP: 0.250, SLG: 0.250									
Dave Magadan, L (9, 5) OBP: 0.361, SLG: 0.321									

Inning Stats	R: 1	H: 1	E: 0	K: 2	S: 14	LOB: 2	BB: 2	P: 30	R: 3	H: 3	E: 0	K: 0	S: 16	LOB: 1	BB: 1	P: 25	R: 0	H: 0	E: 0	K: 2	S: 7	LOB: 0	BB: 0	P: 11	R: 0	H: 1	E: 0	K: 0	S: 8	LOB: 1	BB: 0	P: 13	R: 0	H: 0	E: 0	K: 0	S: 7	LOB: 0	BB: 1	P: 12	R: 0	H: 0	E: 0	K: 1	S: 7	LOB: 0	BB: 0	P: 9	R: 0	H: 0	E: 0	K: 1	S: 7	LOB: 0	BB: 0	P: 11	R: 2	H: 3	E: 0	K: 0	S: 11	LOB: 1	BB: 0	P: 12
--------------	------	------	------	------	-------	--------	-------	-------	------	------	------	------	-------	--------	-------	-------	------	------	------	------	------	--------	-------	-------	------	------	------	------	------	--------	-------	-------	------	------	------	------	------	--------	-------	-------	------	------	------	------	------	--------	-------	------	------	------	------	------	------	--------	-------	-------	------	------	------	------	-------	--------	-------	-------

PITCHER	IP	WLS	BF	H	R	ER	SO	BB	IBB	HBP	BLK	WP	HR	S	P	ERA	WHIP
Phil Norton, L (1, 1) ERA: 5.4	5.0		24	5	4	3	4	4	0	0	0	0	1	52	91	5.40	1.800
Todd Van Poppel, R (6, 1) ERA: 2.76	2.0	H	6	0	0	0	2	0	0	0	0	0	0	14	20	0.00	0.000
Tim Worrell, R (8, 1) ERA: 3.21	1.0	L	5	3	2	2	0	0	0	0	0	0	0	11	12	18.00	3.000

PITCHER	IP	WLS	BF	H	R	ER	SO	BB	IBB	HBP	BLK	WP	HR	S	P	ERA	WHIP
Phil Norton, L (1, 1) ERA: 5.4	5.0		24	5	4	3	4	4	0	0	0	0	1	52	91	5.40	1.800
Todd Van Poppel, R (6, 1) ERA: 2.76	2.0	H	6	0	0	0	2	0	0	0	0	0	0	14	20	0.00	0.000
Tim Worrell, R (8, 1) ERA: 3.21	1.0	L	5	3	2	2	0	0	0	0	0	0	0	11	12	18.00	3.000

Batter	1	2	3	4	5	6	7	8	9	AB R H RBI BB SO LOB	TOP																									
Eric Young Sr., R (1, 4) OBP: 0.377, SLG: 0.419	0-1 F8		0-1 1B 1B	2-0 G5-3		0-0 1B 1B		1-2 F9		5 2 2 0 0 0 1																										
Ricky Gutierrez, R (1, 6) OBP: 0.369, SLG: 0.401	1-2 G6-3		1-1 1B G4-3 1B	0-2 E3 1B 1B		1-3 K 1-2		4-1 G5-4-3 BB		4 1 2 0 1 1 2																										
Sammy Sosa, R (1, 9) OBP: 0.412, SLG: 0.627	2-1 L6		0-1 G4-3 1B 1-3 3-H	2-1 1B 1-2		0-1 S 1B 2-H 3-H		1-0 G5-4-3 1-2f		5 0 3 3 0 0 1																										
Mark Grace, L (1, 3) OBP: 0.394, SLG: 0.448		3-2 F8	1-2 G4-3	0-0 G4-3		4-2 BB 1-2		3-2 F8		4 0 0 1 1 0 3																										
Willie Greene, L (1, 5) OBP: 0.321, SLG: 0.392		3-1 G3-1	2-1 F7		3-3 K	3-3 K		1-3 K		5 0 0 0 0 3 3																										
Damon Buford, R (1, 8) OBP: 0.337, SLG: 0.433		1-3 K2-3		1-1 1B 1B		0-0 F7		2-3 K		5 1 1 0 0 2 0																										
Gary Matthews, S (1, 7) OBP: 0.259, SLG: 0.259			4-1 HR BB	3-1 1B 1B		3-2 F7		0-3 K		3 2 1 0 1 1 0																										
Joe Girardi, R (1, 2) OBP: 0.370, SLG: 0.425			1-0 HR	3-1 SH1-4 E 1B		1-1 1B 1B		0-1 2B		4 3 4 4 0 0 0																										
Jon Lieber, L (1, 1) OBP: 0.190, SLG: 0.214			1-0 F8	1-0 SH1-4		2-2 F8		3-2 F7		1 0 0 0 0 0 0																										
Brant Brown, L (6, PH) OBP: 0.242, SLG: 0.336										1 0 0 0 0 0 1																										
Kyle Farnsworth, R (6, 1)										0 0 0 0 0 0 0																										
Jeff Huson, L (7, PH) OBP: 0.286, SLG: 0.274										1 0 0 0 0 0 1																										
Steve Rain, R (7, 1)										0 0 0 0 0 0 0																										
Felix Heredia, L (7, 1)										0 0 0 0 0 0 0																										
Todd Van Poppel, R (8, 1)										0 0 0 0 0 0 0																										
Inning Stats	R: 0 E: 0 K: 0 S: 7	H: 0 LOB: 0 BB: 0 P: 10	R: 0 E: 0 K: 1 S: 8	H: 0 LOB: 0 BB: 0 P: 15	R: 4 E: 0 K: 0 S: 14	H: 4 LOB: 1 BB: 1 P: 24	R: 3 E: 1 K: 0 S: 14	H: 5 LOB: 2 BB: 0 P: 26	R: 0 E: 0 K: 1 S: 12	H: 0 LOB: 0 BB: 0 P: 18	R: 2 E: 0 K: 2 S: 21	H: 3 LOB: 2 BB: 1 P: 32	R: 0 E: 0 K: 2 S: 15	H: 1 LOB: 1 BB: 0 P: 20	R: 0 E: 0 K: 0 S: 6	H: 0 LOB: 0 BB: 1 P: 12	R: 0 E: 0 K: 1 S: 8	H: 0 LOB: 0 BB: 0 P: 12	1B: 11 2B: 1 3B: 0 HR: 1	SF: 0 SAC: 1 DP: 1 HBP: 0	WP: 0 PA: 42 PB: 0 SB: 2 CS: 0															
PITCHER	IP WLS BF H R ER SO BB IBB HBP BLK WP HR S P ERA WHIP																																			
Jay Witasick, R (1, 1) ERA: 6.3	5.0		25	9	7	7	2	1	0	0	0	0	1	55	93	12.60	2.000																			
Todd Erdos, R (6, 1) ERA: 5.34	1.0	B	7	3	2	2	2	1	0	0	0	0	0	21	32	18.00	4.000																			
Carlos Almanzar, R (7, 1) ERA: 4.88	1.0	W	4	1	0	0	2	0	0	0	0	0	0	15	20	0.00	1.000																			
Heathcliff Slocumb, R (8, 1) ERA: 5.26	1.0	H	3	0	0	0	0	1	0	0	0	0	0	6	12	0.00	1.000																			
Trevor Hoffman, R (9, 1) ERA: 4.07	1.0	S	3	0	0	0	1	0	0	0	0	0	0	8	12	0.00	0.000																			

Chicago Cubs @ San Diego Padres
Qualcomm Stadium, San Diego, CA

Fri Aug 04 2000, 10:05 PM EDT
Att. 30,619 - Sunny - 79 F

livebaseballscorecards.com

AB	38
R	9
H	13
RBI	8
BB	3
SO	7
LOB	12



Batter	1	2	3	4	5	6	7	8	9	AB R H RBI BB SO LOB	TOP											
Jeff Huson, L (1, 4) <small>OBP: 0.320, SLG: 0.313</small> (9, 5)	1-0 1B		0-2 1B HR 1B		1-2 1B G1-4-3		2-2 F8		3-2 1B	5 1 4 0 0 0 0												
Ricky Gutierrez, R (1, 6) <small>OBP: 0.367, SLG: 0.398</small> (9, 5)	2-0 F9		1-1 1B HR 1B		1-2 1B G1-4-3		2-2 G5-3		2-3 1B	5 1 1 1 0 1 4												
Sammy Sosa, R (1, 9) <small>OBP: 0.412, SLG: 0.634</small> (9, 5)	1-0 P6		0-1 1B HR		3-2 2B			1-0 G1-3	2-3 1B	5 1 2 3 0 1 3												
Mark Grace, L (1, 3) <small>OBP: 0.393, SLG: 0.444</small> (9, 5)	2-1 L3		0-1 G4-3		4-0 IBB			1-1 F7		3 0 0 0 1 0 1												
Damon Buford, R (1, 8) <small>OBP: 0.336, SLG: 0.434</small> (9, 5)		0-2 G6-3	2-2 2B		3-2 G6-3			2-2 G5-3		4 0 1 0 0 0 2												
Gary Matthews, S (1, 7) <small>OBP: 0.258, SLG: 0.246</small> (9, 4)		1-1 G4-3	0-0 F8			2-2 F9			4-0 G4-3 1B HBP BB	3 1 0 0 1 0 1												
Joe Girardi, R (1, 2) <small>OBP: 0.369, SLG: 0.420</small> Eric Young Sr., R (9, PR) <small>OBP: 0.377, SLG: 0.419</small> (9, 4)		0-1 F9		1-2 G6-3		0-0 G4-3			1-2 1B HBP	3 0 0 0 0 0 0 0 1 0 0 0 0 0												
Chad Meyers, R (1, 5) <small>OBP: 0.269, SLG: 0.320</small> Willie Greene, L (6, 5) <small>OBP: 0.320, SLG: 0.390</small> Rick Aguilera, R (9, 1)			0-3 1B	1-0 L5		0-1 G5-3			1-1 G4-3	3 0 0 0 0 1 0 1 0 0 0 0 0 2 0 0 0 0 0 0 0												
Kevin Tapani, R (1, 1) <small>OBP: 0.200, SLG: 0.271</small> Tim Worrell, R (8, 1) Jeff Reed, L (9, PH) <small>OBP: 0.353, SLG: 0.355</small> (9, 2)			2-1 1B 1B 2B	1-1 P6			1-0 F7		0-1 1B	3 1 1 0 0 0 0 0 0 0 0 0 0 0 1 0 1 2 0 0 0												
Inning Stats	R: 0 E: 0 K: 0 S: 5	H: 1 LOB: 1 BB: 0 P: 11	R: 0 E: 0 K: 0 S: 7	H: 0 LOB: 0 BB: 0 P: 8	R: 4 E: 0 K: 1 S: 21	H: 5 LOB: 1 BB: 0 P: 26	R: 0 E: 0 K: 0 S: 6	H: 0 LOB: 0 BB: 0 P: 9	R: 0 E: 0 K: 0 S: 13	H: 2 LOB: 2 BB: 1 P: 25	R: 0 E: 0 K: 0 S: 6	H: 0 LOB: 0 BB: 0 P: 8	R: 0 E: 0 K: 0 S: 8	H: 0 LOB: 0 BB: 0 P: 13	R: 0 E: 0 K: 0 S: 7	H: 0 LOB: 0 BB: 0 P: 11	R: 2 E: 0 K: 2 S: 15	H: 2 LOB: 2 BB: 1 P: 28	1B: 6 2B: 3 3B: 0 HR: 1	SF: 0 SAC: 0 DP: 1 HBP: 1	WP: 0 PB: 0 SB: 0 CS: 0	PA: 39
Woody Williams, R (1, 1) <small>ERA: 4.35</small> Donne Wall, R (9, 1) <small>ERA: 2.89</small>	IP: 8.0 WLS: L BF: 34 H: 8 R: 6 ER: 6 SO: 1 BB: 1 IBB: 1 HBP: 1 BLK: 0 WP: 0 HR: 1 S: 75 P: 118 ERA: 6.75 WHIP: 1.125	IP: 1.0 WLS: L BF: 5 H: 2 R: 0 ER: 0 SO: 2 BB: 0 IBB: 0 HBP: 0 BLK: 0 WP: 0 HR: 0 S: 13 P: 21 ERA: 0.00 WHIP: 2.000											PITCHER IP WLS BF H R ER SO BB IBB HBP BLK WP HR S P ERA WHIP									

Chicago Cubs @ San Diego Padres
 Qualcomm Stadium, San Diego, CA
 Sat Aug 05 2000, 4:05 PM EDT
 Att. 46,153 - Sunny - 80 F

AB	36
R	6
H	10
RBI	6
BB	2
SO	3
LOB	13



Batter	1	2	3	4	5	6	7	8	9	AB	R	H	RBI	BB	SO	LOB
Eric Owens, R OBP: 0.370, SLG: 0.416 (1, 7)	4-1 BB		0-1 G5-4-3 1-2f		1-1 F7			2-1 F9		3	0	0	0	1	0	3
Mike Darr, L OBP: 0.306, SLG: 0.438 (1, 9)	0-3 K			2-1 F7	0-0 F7			2-3 K		4	0	0	0	0	2	3
Ryan Klesko, L OBP: 0.400, SLG: 0.601 (1, 3)	2-3 K			0-0 F7		1-3 K		2-1 HR		4	1	1	1	0	2	1
Phil Nevin, R OBP: 0.351, SLG: 0.515 (1, 5)	0-1 F9			1-2 2B		0-2 1B		2-0 HR		4	1	3	1	0	0	1
Bret Boone, R OBP: 0.333, SLG: 0.437 (1, 4)		1-3 K		3-2 F3		2-3 K		0-1 F7		4	0	0	0	0	2	2
Ruben Rivera, R OBP: 0.312, SLG: 0.454 (1, 8)		0-1 P4			2-2 1B 1B 1B	3-2 F8		2-2 G6-3		4	1	1	0	0	0	1
Wiki Gonzalez, R OBP: 0.277, SLG: 0.315 (1, 2)		1-0 G6-3			0-2 FC5 1B 1B		1-0 G6-3		3-1 F5	4	0	1	0	0	0	0
Desi Relaford, S OBP: 0.365, SLG: 0.331 (1, 6)			0-1 G5-4-3 1B		1-2 FC5 1B		1-0 G6-3		2-2 G3	4	0	2	1	0	0	0
Woody Williams, R OBP: 0.343, SLG: 0.533 Donne Wall, R (9, 1)			1-3 K		0-2 FC5		2-1 F8			3	0	0	0	0	1	3
					1-2 2-3f					0	0	0	0	0	0	0

Inning Stats	R: 0	H: 0	E: 0	K: 2	S: 10	R: 0	H: 0	E: 0	K: 1	S: 8	R: 0	H: 1	E: 0	K: 1	S: 7	R: 0	H: 1	E: 0	K: 0	S: 10	R: 1	H: 3	E: 0	K: 0	S: 16	R: 0	H: 1	E: 0	K: 2	S: 17	R: 0	H: 0	E: 0	K: 0	S: 4	R: 2	H: 2	E: 0	K: 1	S: 10	R: 0	H: 0	E: 0	K: 0	S: 8	R: 0	H: 0	E: 0	K: 0	S: 8	1B: 5	SF: 0	2B: 1	SAC: 0	3B: 0	DP: 1	HR: 2	HBP: 0	WP: 0	PA: 35
--------------	------	------	------	------	-------	------	------	------	------	------	------	------	------	------	------	------	------	------	------	-------	------	------	------	------	-------	------	------	------	------	-------	------	------	------	------	------	------	------	------	------	-------	------	------	------	------	------	------	------	------	------	------	-------	-------	-------	--------	-------	-------	-------	--------	-------	--------

PITCHER	IP	WLS	BF	H	R	ER	SO	BB	IBB	HBP	BLK	WP	HR	S	P	ERA	WHIP
Kevin Tapani, R ERA: 4.42 (1, 1)	7.0	W	27	6	1	1	6	1	0	0	0	0	0	72	101	1.29	1.000
Tim Worrell, R ERA: 3.56 (8, 1)	1.0	H	5	2	2	2	1	0	0	0	0	0	2	10	18	18.00	2.000
Rick Aguilera, R ERA: 5.45 (9, 1)	1.0	S	3	0	0	0	0	0	0	0	0	0	0	8	15	0.00	0.000

BOTTOM

Chicago Cubs @ San Diego Padres
Qualcomm Stadium, San Diego, CA
Sat Aug 05 2000, 4:05 PM EDT
Att: 46,153 - Sunny - 80 F

livebaseballscorecards.com

AB	34
R	3
H	8
RBI	3
BB	1
SO	7
LOB	14



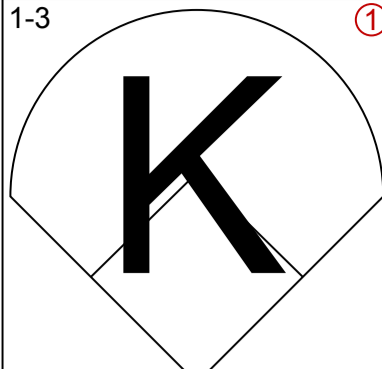
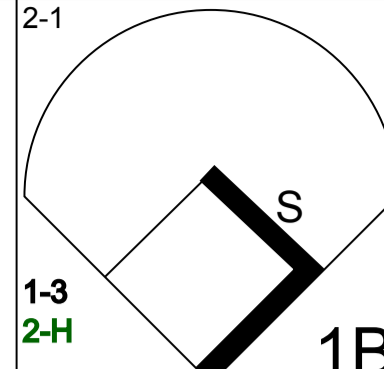
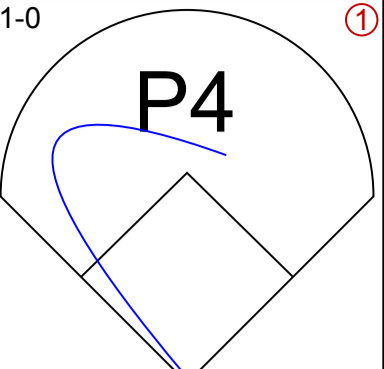
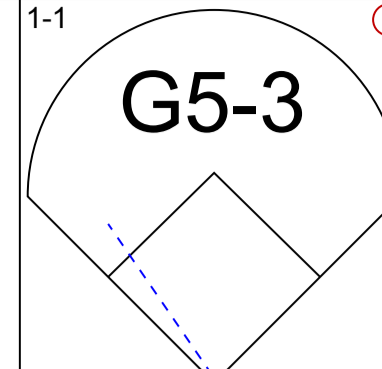
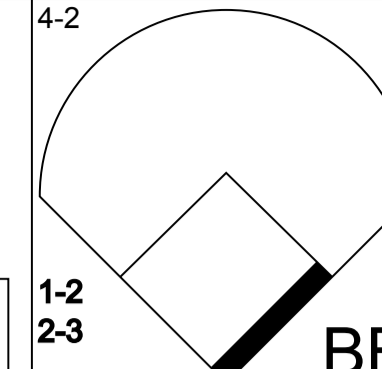
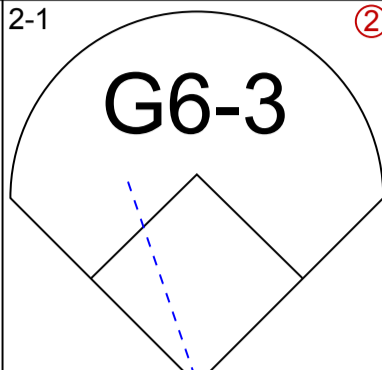
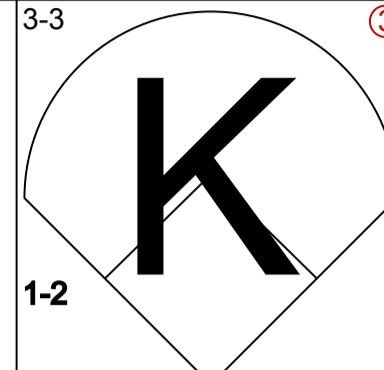
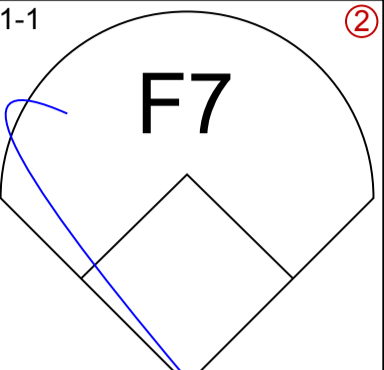
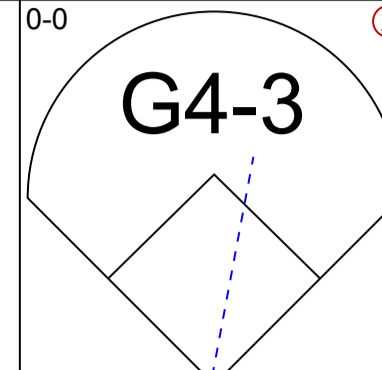
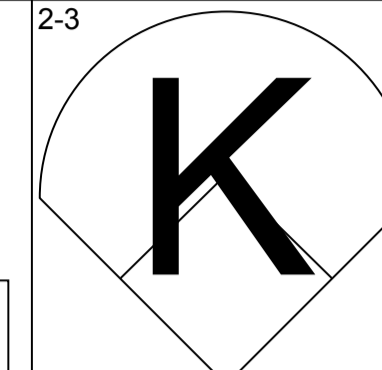
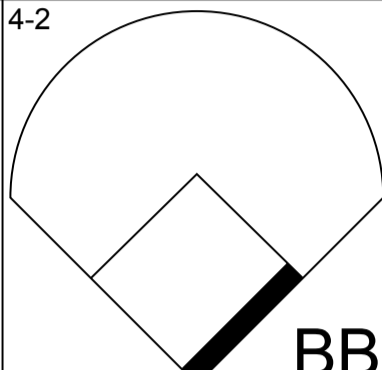
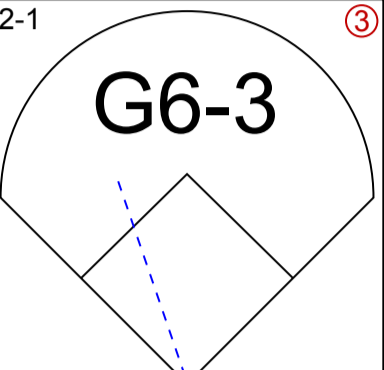
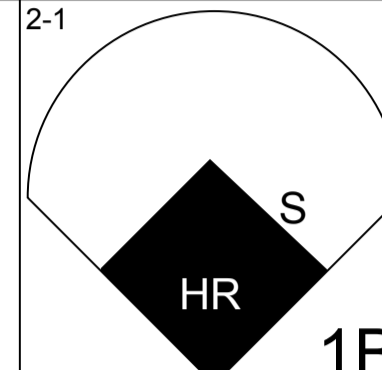
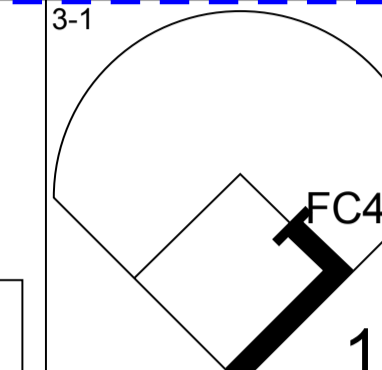
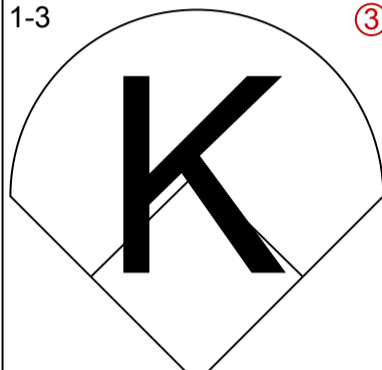
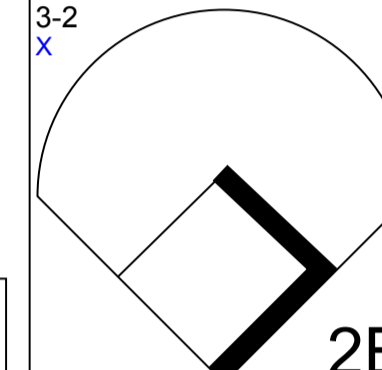
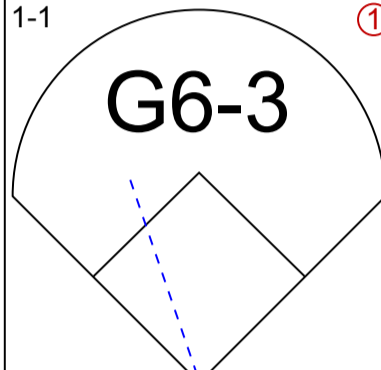
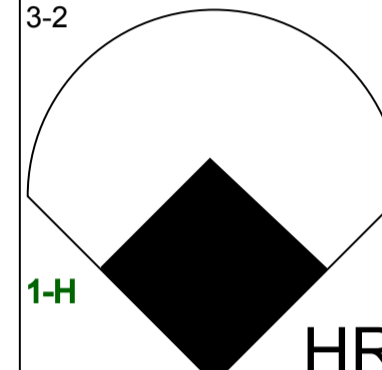
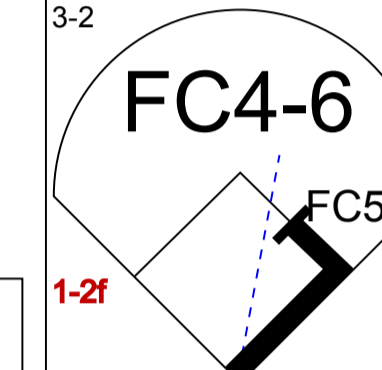
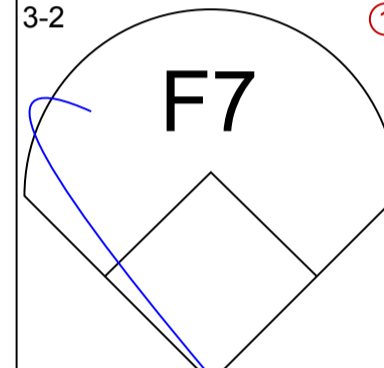
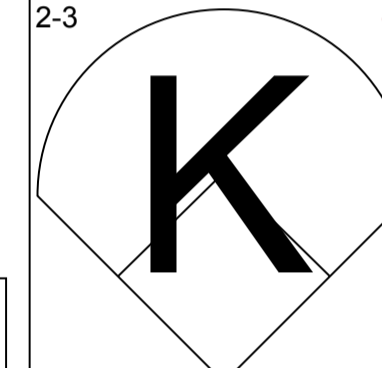
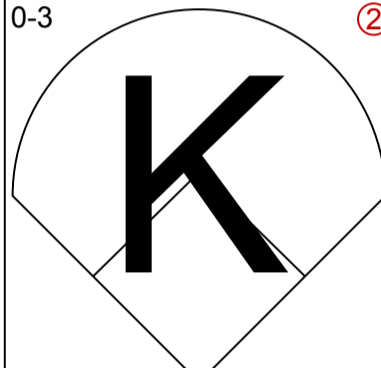
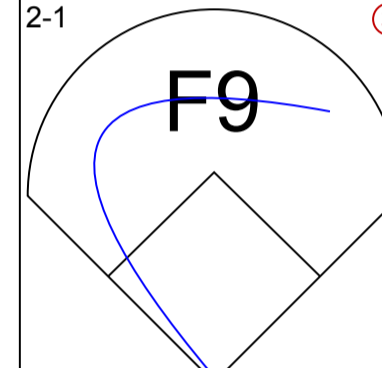
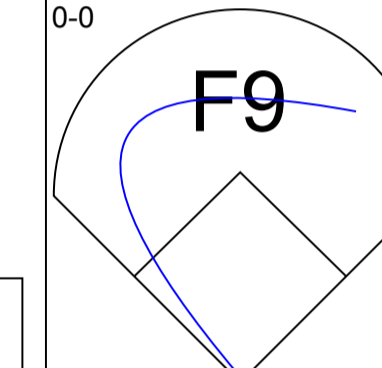
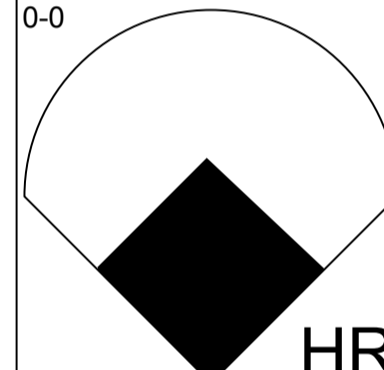
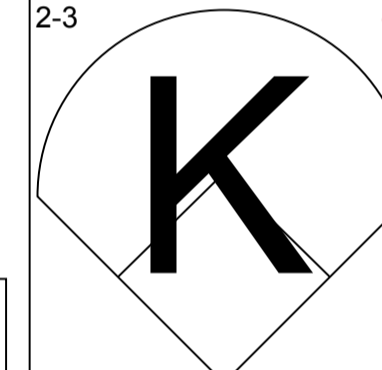
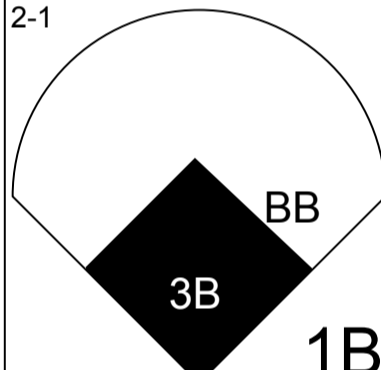
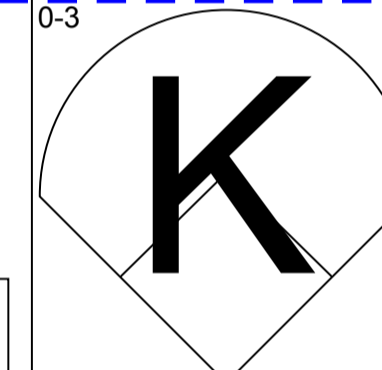
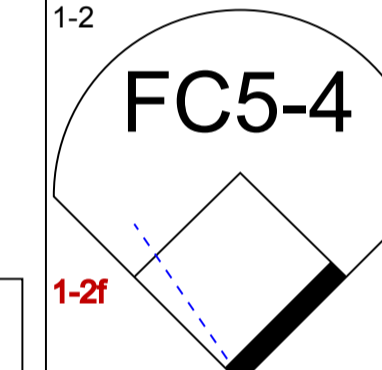
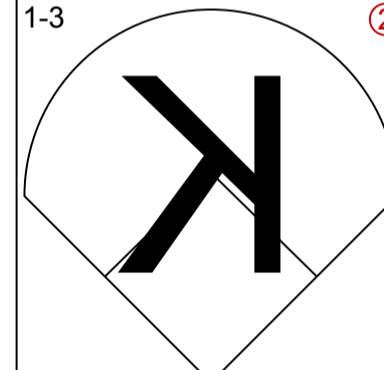
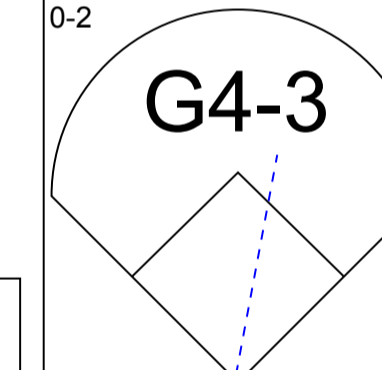
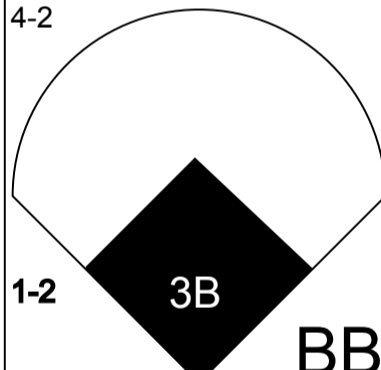
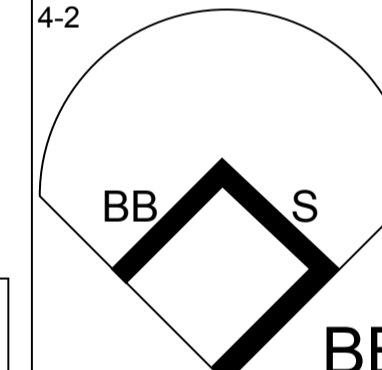
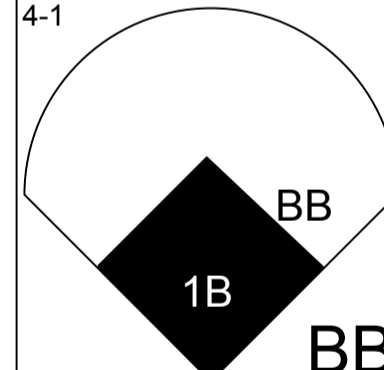
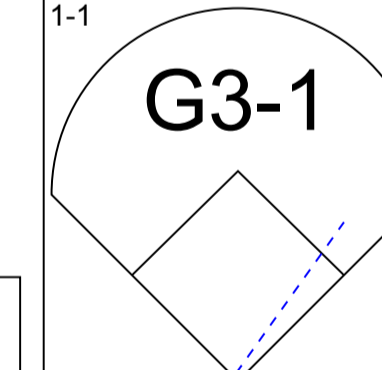
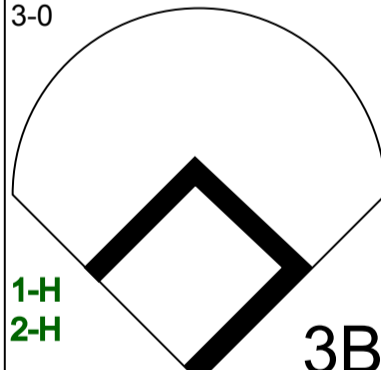
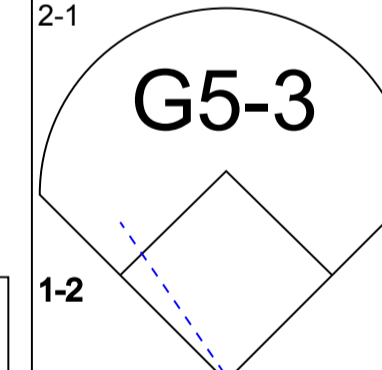
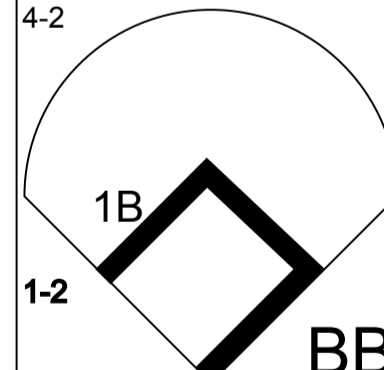
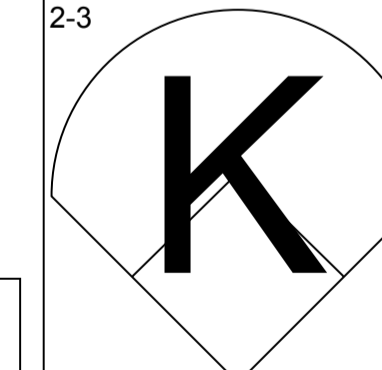
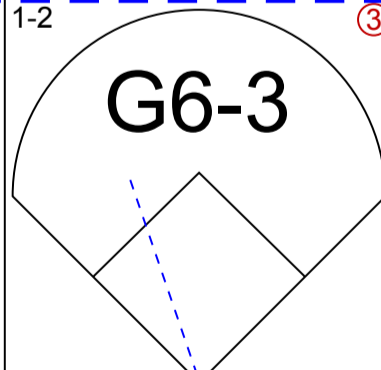
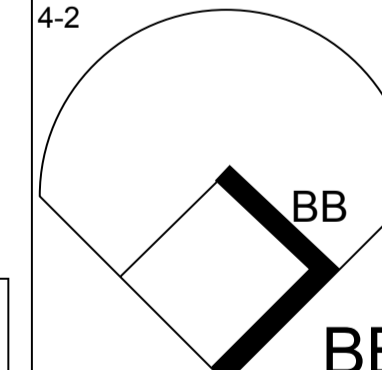
Batter	1	2	3	4	5	6	7	8	9	AB R H RBI BB SO LOB	TOP									
Eric Young Sr. R (1, 4) OBP: 0.376, SLG: 0.417	2-2 G6-3		2-0 1B		1-0 G4-3		2-2 FC6-4	2-1 G4-3		5 0 1 0 0 0 2										
Ricky Gutierrez, R (1, 6) OBP: 0.363, SLG: 0.393	1-1 G6-3		1-1 F8		0-1 L7		2-2 L3		2-3 K	4 0 0 0 0 0 2										
Todd Van Poppel, R (7, 1)										0 0 0 0 0 0 0										
Rondell White, R (9, PH) OBP: 0.368, SLG: 0.502										1 0 0 0 0 0 1 0										
Sammy Sosa, R (1, 9) OBP: 0.410, SLG: 0.628	2-3 K		0-0 F7		0-1 F9			4-0 2B	0-0 F8	4 1 0 0 1 1 1										
Mark Grace, L (1, 3) OBP: 0.400, SLG: 0.467		3-1 1B	2-0 1B		2-2 HR			2-1 1B	0-1 1B	5 3 5 2 0 0 0										
Damon Buford, R (1, 8) OBP: 0.337, SLG: 0.433		2-1 G1-3	3-0 F9		3-2 G5-3			1-0 1B	2-3 K	5 1 2 0 0 1 3										
Jeff Reed, L (1, 2) OBP: 0.351, SLG: 0.352		1-1 F7		0-3 K		1-0 P5		1-1 SH2-3		4 1 1 1 0 1 2										
Gary Matthews, S (1, 7) OBP: 0.262, SLG: 0.250		0-0 G1-3		2-2 1B		3-1 F7		0-2 SF9		3 0 1 1 0 0 1										
Kyle Farnsworth, R (6, 1)								1-2 SH2-3		0 0 0 0 0 0 0										
Jose Nieves, R (7, 6) OBP: 0.245, SLG: 0.366		2-3 3-H		1-1 F8		0-2 FC6-4		0-0 SH2-3		1 0 1 1 0 0 0										
Jeff Huson, L (1, 5) OBP: 0.333, SLG: 0.319		4-0 76		1-1 F8			0-2 FC6-4	1-2 2-3		2 0 1 0 1 0 1										
76 Daniel Garibay, L (1, 1) OBP: 0.167, SLG: 0.167								2-3 3-H												
Brant Brown, L (6, 7) OBP: 0.239, SLG: 0.333		0-0 FC6-4		0-3 K		3-2 F8		2-2 SF9		2 0 0 0 0 1 3										
										1 0 0 1 0 0 1										
Inning Stats	R: 0 E: 0 K: 1 S: 9	H: 0 LOB: 0 BB: 0 P: 14	R: 1 E: 0 K: 0 S: 8	H: 2 LOB: 2 BB: 1 P: 18	R: 0 E: 0 K: 2 S: 6	H: 1 LOB: 1 BB: 0 P: 15	R: 0 E: 0 K: 0 S: 5	H: 0 LOB: 0 BB: 0 P: 6	R: 1 E: 0 K: 0 S: 11	H: 1 LOB: 0 BB: 0 P: 20	R: 0 E: 0 K: 0 S: 13	H: 1 LOB: 1 BB: 0 P: 20	R: 4 E: 0 K: 0 S: 14	H: 4 LOB: 1 BB: 1 P: 26	R: 0 E: 0 K: 2 S: 11	H: 1 LOB: 1 BB: 0 P: 15	1B: 9 2B: 2 3B: 0 HR: 1	SF: 1 SAC: 1 DP: 0 HBP: 0	WP: 0 PB: 0 SB: 1 CS: 0	PA: 41
PITCHER	IP WLS BF H R ER SO BB IBB HBP BLK WP HR S P ERA WHIP																			
Adam Eaton, R (1, 1) ERA: 3.39	7.0 W 29 7 2 2 3 1 0 0 0 0 1 64 107 2.57 1.143																			
Todd Erdos, R (8, 1) ERA: 6.19	0.0 3 2 3 3 0 1 0 0 0 0 0 3 10 ∞ ∞																			
Heathcliff Slocumb, R (8, 1) ERA: 5.33	1.0 5 2 1 1 0 0 0 0 0 0 0 11 16 9.00 2.000																			
Trevor Hoffman, R (9, 1) ERA: 3.99	1.0 S 4 1 0 0 2 0 0 0 0 0 0 11 15 0.00 1.000																			

Chicago Cubs @ San Diego Padres
Qualcomm Stadium, San Diego, CA
Sun Aug 06 2000, 5:05 PM EDT
Att. 33,271 - Sunny - 77 F

livebaseballscorecards.com

AB	37
R	6
H	12
RBI	6
BB	2
SO	5
LOB	16



Batter	1	2	3	4	5	6	7	8	9	AB R H RBI BB SO LOB	TOP											
Eric Owens, R (1, 7) OBP: 0.369, SLG: 0.412	1-3 	2-1  1-3 2-H 1B			1-0 		1-1 	4-2 		4 0 1 1 1 1 0												
Mike Darr, L (1, 9) OBP: 0.289, SLG: 0.439	2-1 	3-3  1-2			1-1 		0-0 	2-3 		5 0 0 0 0 2 5												
Ryan Klesko, L (1, 3) OBP: 0.401, SLG: 0.595	4-2 				2-1 		2-1  1B		3-1  1B	4 1 2 0 1 0 0												
Phil Nevin, R (1, 5) OBP: 0.353, SLG: 0.524	1-3 			3-2 		1-1 	3-2  1-H		3-2  FC5-4 1-2f	5 1 2 2 0 1 2												
Ben Davis, S (1, 2) OBP: 0.188, SLG: 0.246		3-2 	2-3 			0-3 	2-1 		0-0 	4 0 0 0 0 2 1												
Donne Wall, R (9, 1)										0 0 0 0 0 0 0												
Trevor Hoffman, R (9, 1)										0 0 0 0 0 0 0												
Ruben Rivera, R (1, 8) OBP: 0.312, SLG: 0.457		0-0 	2-3 			2-1  3B 1B		0-3 	1-2  1-2f	5 2 2 1 0 2 2												
Desi Relaford, S (1, 6) OBP: 0.367, SLG: 0.328		1-3 			0-2 		4-2  1-2 3B BB	4-2  S BB		2 1 0 0 2 1 0												
Damian Jackson, R (1, 4) OBP: 0.336, SLG: 0.345		4-1  1B BB			1-1 		3-0  1-H 2-H 3B	2-1 		3 1 1 2 1 0 1												
Matt Clement, R (1, 1) OBP: 0.178, SLG: 0.146		4-2  1B BB			2-3 		1-2 	4-2  BB		2 0 0 0 1 1 1												
Carlos Almanzar, R (7, 1)										0 0 0 0 0 0 0												
Wiki Gonzalez, R (7, 2) OBP: 0.290, SLG: 0.324										0 0 0 0 1 0 0												
Bret Boone, R (9, PH) OBP: 0.334, SLG: 0.439										1 0 0 0 0 0 1												
Inning Stats	R: 0 E: 0 K: 2 S: 12	H: 0 LOB: 1 BB: 1 P: 20	R: 2 E: 0 K: 2 S: 17	H: 2 LOB: 2 BB: 2 P: 34	R: 0 E: 0 K: 2 S: 20	H: 1 LOB: 1 BB: 0 P: 29	R: 0 E: 0 K: 1 S: 11	H: 0 LOB: 0 BB: 0 P: 14	R: 0 E: 0 K: 0 S: 5	H: 0 LOB: 0 BB: 0 P: 9	R: 2 E: 0 K: 1 S: 14	H: 2 LOB: 1 BB: 1 P: 25	R: 2 E: 0 K: 0 S: 12	H: 2 LOB: 0 BB: 0 P: 20	R: 0 E: 0 K: 2 S: 15	H: 0 LOB: 3 BB: 3 P: 31	R: 0 E: 0 K: 0 S: 9	H: 1 LOB: 1 BB: 0 P: 16	1B: 4 2B: 1 3B: 1 HR: 2	SF: 0 SAC: 0 DP: 0 HBP: 0	WP: 0 PB: 0 SB: 3 CS: 0	PA: 42
PITCHER	IP WLS BF H R ER SO BB IBB HBP BLK WP HR S P ERA WHIP																					
Robert Person, R (1, 1) ERA: 3.61	5.2 L 26 5 4 4 8 4 0 0 0 0 0 1 76 127 6.35 1.588																					
Mark Holzemer, L (6, 1) ERA: 6.65	1.1 6 2 2 2 0 0 0 0 0 0 0 1 15 24 13.50 1.500																					
Cliff Politte, R (8, 1) ERA: 3.94	1.0 6 0 0 0 2 3 0 0 0 0 0 0 15 31 0.00 3.000																					
Ed Vosberg, L (9, 1) ERA: 2.25	1.0 4 1 0 0 0 0 0 0 0 0 0 0 9 16 0.00 1.000																					

San Diego Padres @ Philadelphia Phillies
Veterans Stadium, Philadelphia, PA
 Mon Aug 07 2000, 7:35 PM EDT
 Att. 13,353 - Cloudy - 87 F

AB	35
R	6
H	8
RBI	6
BB	7
SO	10
LOB	13



Batter	1	2	3	4	5	6	7	8	9	AB R H RBI BB SO LOB
Doug Glanville, R OBP: 0.296, SLG: 0.348 (1, 8)	3-2 L8		1-1 G4-3		0-0 G6-3		1-2 F8		2-2 HR 1B	5 1 1 0 0 0 2
Bobby Abreu, L OBP: 0.398, SLG: 0.533 (1, 9)	4-1 1B BB		2-3 K		1-3 K		0-0 L3		1-0 1-H HR	4 1 1 2 1 2 2
Scott Rolen, R OBP: 0.358, SLG: 0.532 (1, 5)	1-0 L7		0-0 1B			3-2 HR	0-1 1-2 2-H 1B		2-2 F9	5 1 3 2 0 0 1
Mike Lieberthal, R OBP: 0.371, SLG: 0.524 (1, 2)	1-1 1-3 1B		0-1 F9			2-1 G3 1B	2-3 K		2-2 G4-3	5 0 2 0 0 1 3
Travis Lee, L OBP: 0.318, SLG: 0.388 (1, 7)		2-0 G3		1-0 G4-6-3 1B HBP		1-1 G3		1-3 K	1-3 K	4 0 0 0 0 2 1
Pat Burrell, R OBP: 0.340, SLG: 0.483 (1, 3)		1-2 WP BB 1B		3-2 G4-6-3 1-2 1B		2-3 K		4-1 1B BB		3 0 2 0 1 1 1
Marlon Anderson, L OBP: 0.500, SLG: 0.333 (1, 4)		4-2 WP BB		2-0 G4-6-3 1-2f 2-3		3-2 G4-3		2-1 1-2 1B		3 0 1 0 1 0 3
Tomas Perez, S OBP: 0.455, SLG: 0.700 (1, 6)		1-2 P4		0-0 G4-3			3-1 E 1B	1-1 P4		4 1 1 0 0 0 5
Robert Person, R OBP: 0.262, SLG: 0.178 Mark Holzner, L (6, 1) Rob Ducey, L OBP: 0.310, SLG: 0.383 Cliff Polette, R OBP: 0.300, SLG: 0.333 Brian Hunter, R OBP: 0.200, SLG: 0.500 Ed Vosberg, L (9, 1)		2-3 K			1-2 F8		3-2 E4 1B	0-3 K		2 0 0 0 0 0 1 2 0 0 0 0 0 0 0 0 1 0 0 0 0 0 0 1 0 0 0 0 0 0 0 0 1 0 0 0 0 0 1 2 0 0 0 0 0 0 0 0

Inning Stats	R: 0 E: 0 K: 0 S: 11	H: 1 LOB: 2 BB: 1 P: 20	R: 0 E: 0 K: 1 S: 14	H: 1 LOB: 2 BB: 1 P: 24	R: 0 E: 0 K: 1 S: 8	H: 1 LOB: 1 BB: 0 P: 11	R: 0 E: 0 K: 0 S: 5	H: 1 LOB: 1 BB: 0 P: 11	R: 0 E: 0 K: 1 S: 8	H: 0 LOB: 0 BB: 0 P: 10	R: 1 E: 0 K: 1 S: 13	H: 2 LOB: 1 BB: 0 P: 24	R: 1 E: 1 K: 1 S: 14	H: 2 LOB: 2 BB: 0 P: 23	R: 0 E: 0 K: 2 S: 12	H: 1 LOB: 2 BB: 1 P: 20	R: 2 E: 0 K: 1 S: 18	H: 2 LOB: 0 BB: 0 P: 26	1B: 9 2B: 0 3B: 0 HR: 2	SF: 0 SAC: 0 DP: 1 HBP: 1
--------------	-------------------------------	----------------------------------	-------------------------------	----------------------------------	------------------------------	----------------------------------	------------------------------	----------------------------------	------------------------------	----------------------------------	-------------------------------	----------------------------------	-------------------------------	----------------------------------	-------------------------------	----------------------------------	-------------------------------	----------------------------------	----------------------------------	------------------------------------

PITCHER	IP	WLS	BF	H	R	ER	SO	BB	IBB	HBP	BLK	WP	HR	S	P	ERA	WHIP
Matt Clement, R ERA: 5.31 (1, 1)	6.0		27	7	2	1	4	2	0	1	0	1	1	64	111	1.50	1.500
Carlos Almanzar, R ERA: 4.7 (7, 1)	2.0		9	2	0	0	3	1	0	0	0	0	0	21	32	0.00	1.500
Donne Wall, R ERA: 3.3 (9, 1)	0.0	S	2	2	2	2	0	0	0	0	0	0	1	8	11	∞	∞
Trevor Hoffman, R ERA: 3.91 (9, 1)	1.0		3	0	0	0	1	0	0	0	0	0	0	10	15	0.00	0.000

BOTTOM

San Diego Padres @ Philadelphia Phillies
Veterans Stadium, Philadelphia, PA

Mon Aug 07 2000, 7:35 PM EDT
Att: 13,353 - Cloudy - 87 F

AB	37
R	4
H	11
RBI	4
BB	3
SO	8
LOB	23

WP: 1 PA: 41
PB: 0
SB: 0
CS: 0



Batter	1	2	3	4	5	6	7	8	9	AB R H RBI BB SO LOB	TOP																																																																																																														
Eric Owens, R OBP: 0.367, SLG: 0.409 (1, 9) (8, 7)	2-1 F8		1-0 K 1B		2-3 K		1-0 G6-3	3-3 K		5 0 1 0 0 2 3																																																																																																															
Ruben Rivera, R OBP: 0.310, SLG: 0.452 (1, 8)	2-2 P6		2-3 K			1-2 1B 2B 1B	2-2 P6		2-3 K	5 1 1 0 0 2 1																																																																																																															
Bret Boone, R OBP: 0.330, SLG: 0.434 (1, 4)	1-0 P6			0-2 F9		0-1 L9	3-2 F9		2-3 K	5 0 0 0 0 1 1																																																																																																															
Phil Nevin, R OBP: 0.356, SLG: 0.531 Mike Darr, L OBP: 0.283, SLG: 0.429 (1, 5) (9, PH)		0-0 F8		2-2 2B		3-2 2B 1B		0-2 BB 1B 2B	0-3 K	4 2 3 0 0 0 0 1 0 0 0 0 1 0																																																																																																															
Joe Vitiello, R OBP: 0.320, SLG: 0.542 Ryan Klesko, L OBP: 0.403, SLG: 0.595 (1, 3) (8, PH) (8, 3)		2-2 F9		0-0 F8		1-2 2B 2B		4-1 1B BB BB		3 1 1 1 0 0 1 0 0 0 0 1 0 0																																																																																																															
Ben Davis, S OBP: 0.219, SLG: 0.269 (1, 2)		4-2 BB		4-2 BB		1-0 G4-3 2B		1-1 L9		2 0 1 2 2 0 2																																																																																																															
Desi Relaford, S OBP: 0.363, SLG: 0.324 Wiki Gonzalez, R OBP: 0.294, SLG: 0.324 29 Kory DeHaan, L OBP: 0.250, SLG: 0.316 (1, 6) (8, PH) (8, PR) (8, 9)		0-1 F3		2-1 L9		2-1 G4-3		4-1 1B BB		3 0 0 0 0 0 4 0 0 0 0 1 0 0 0 0 0 0 0 0 0																																																																																																															
Damian Jackson, R OBP: 0.338, SLG: 0.344 (1, 7) (8, 6)			1-3 K		0-0 F3	4-2 BB		3-2 1B		3 0 1 1 1 1 0																																																																																																															
Brian Tollberg, R OBP: 0.059, SLG: 0.059 John Mabry, L OBP: 0.314, SLG: 0.339 Todd Erdos, R (6, 1) Dave Magadan, L OBP: 0.354, SLG: 0.313 Kevin Walker, L OBP: 0.250, SLG: 0.250 (1, 1) (6, PH) (6, 1) (8, PH) (8, 1)			1-3 K		1-3 K	0-1 L6		3-3 K		2 0 0 0 0 2 0 1 0 0 0 0 0 2 0 0 0 0 0 0 0 1 0 0 0 0 1 3 0 0 0 0 0 0 0																																																																																																															
Inning Stats	R: 0 E: 0 K: 0 S: 8	H: 0 LOB: 0 BB: 0 P: 13	R: 0 E: 0 K: 0 S: 13	H: 0 LOB: 1 BB: 1 P: 19	R: 0 E: 0 K: 3 S: 15	H: 1 LOB: 1 BB: 0 P: 20	R: 0 E: 0 K: 0 S: 13	H: 1 LOB: 2 BB: 1 P: 21	R: 0 E: 0 K: 2 S: 7	H: 0 LOB: 0 BB: 0 P: 10	R: 3 E: 0 K: 0 S: 20	H: 4 LOB: 2 BB: 1 P: 32	R: 0 E: 0 K: 0 S: 8	H: 0 LOB: 0 BB: 0 P: 14	R: 1 E: 0 K: 2 S: 17	H: 2 LOB: 3 BB: 2 P: 35	R: 0 E: 0 K: 3 S: 12	H: 0 LOB: 0 BB: 0 P: 16	1B: 4 2B: 4 3B: 0 HR: 0	SF: 0 SAC: 0 DP: 0 HBP: 0	WP: 0 PB: 0 SB: 0 CS: 0	PA: 40																																																																																																			
PITCHER	IP WLS BF H R ER SO BB IBB HBP BLK WP HR S P ERA WHIP	IP WLS BF H R ER SO BB IBB HBP BLK WP HR S P ERA WHIP	IP WLS BF H R ER SO BB IBB HBP BLK WP HR S P ERA WHIP	IP WLS BF H R ER SO BB IBB HBP BLK WP HR S P ERA WHIP	IP WLS BF H R ER SO BB IBB HBP BLK WP HR S P ERA WHIP	IP WLS BF H R ER SO BB IBB HBP BLK WP HR S P ERA WHIP	IP WLS BF H R ER SO BB IBB HBP BLK WP HR S P ERA WHIP	IP WLS BF H R ER SO BB IBB HBP BLK WP HR S P ERA WHIP	IP WLS BF H R ER SO BB IBB HBP BLK WP HR S P ERA WHIP	IP WLS BF H R ER SO BB IBB HBP BLK WP HR S P ERA WHIP	IP WLS BF H R ER SO BB IBB HBP BLK WP HR S P ERA WHIP	IP WLS BF H R ER SO BB IBB HBP BLK WP HR S P ERA WHIP	IP WLS BF H R ER SO BB IBB HBP BLK WP HR S P ERA WHIP	IP WLS BF H R ER SO BB IBB HBP BLK WP HR S P ERA WHIP	IP WLS BF H R ER SO BB IBB HBP BLK WP HR S P ERA WHIP	IP WLS BF H R ER SO BB IBB HBP BLK WP HR S P ERA WHIP	IP WLS BF H R ER SO BB IBB HBP BLK WP HR S P ERA WHIP	IP WLS BF H R ER SO BB IBB HBP BLK WP HR S P ERA WHIP	IP WLS BF H R ER SO BB IBB HBP BLK WP HR S P ERA WHIP	IP WLS BF H R ER SO BB IBB HBP BLK WP HR S P ERA WHIP	IP WLS BF H R ER SO BB IBB HBP BLK WP HR S P ERA WHIP	IP WLS BF H R ER SO BB IBB HBP BLK WP HR S P ERA WHIP	IP WLS BF H R ER SO BB IBB HBP BLK WP HR S P ERA WHIP	IP WLS BF H R ER SO BB IBB HBP BLK WP HR S P ERA WHIP	IP WLS BF H R ER SO BB IBB HBP BLK WP HR S P ERA WHIP																																																																																																
Omar Daal, L ERA: 6.77 (1, 1)	6.0 W 27 6 3 3 5 3 0 0 0 0 0 0 76 115 4.50 1.500	1.0 H 4 1 1 1 0 0 0 0 0 0 0 0 11 17 9.00 1.000	0.2 H 5 1 0 0 1 2 0 0 0 0 0 0 11 26 0.00 4.500	0.1 H 1 0 0 0 1 0 0 0 0 0 0 0 3 6 0.00 0.000	0.1 H 1 0 0 0 1 0 0 0 0 0 0 0 3 6 0.00 0.000	1.0 H 4 1 1 1 0 0 0 0 0 0 0 0 11 17 9.00 1.000	0.2 H 5 1 0 0 1 2 0 0 0 0 0 0 11 26 0.00 4.500	0.1 H 1 0 0 0 1 0 0 0 0 0 0 0 3 6 0.00 0.000	1.0 H 4 1 1 1 0 0 0 0 0 0 0 0 11 17 9.00 1.000	0.2 H 5 1 0 0 1 2 0 0 0 0 0 0 11 26 0.00 4.500	0.1 H 1 0 0 0 1 0 0 0 0 0 0 0 3 6 0.00 0.000	1.0 H 4 1 1 1 0 0 0 0 0 0 0 0 11 17 9.00 1.000	0.2 H 5 1 0 0 1 2 0 0 0 0 0 0 11 26 0.00 4.500	0.1 H 1 0 0 0 1 0 0 0 0 0 0 0 3 6 0.00 0.000	1.0 H 4 1 1 1 0 0 0 0 0 0 0 0 11 17 9.00 1.000	0.2 H 5 1 0 0 1 2 0 0 0 0 0 0 11 26 0.00 4.500	0.1 H 1 0 0 0 1 0 0 0 0 0 0 0 3 6 0.00 0.000	1.0 H 4 1 1 1 0 0 0 0 0 0 0 0 11 17 9.00 1.000	0.2 H 5 1 0 0 1 2 0 0 0 0 0 0 11 26 0.00 4.500	0.1 H 1 0 0 0 1 0 0 0 0 0 0 0 3 6 0.00 0.000	1.0 H 4 1 1 1 0 0 0 0 0 0 0 0 11 17 9.00 1.000	0.2 H 5 1 0 0 1 2 0 0 0 0 0 0 11 26 0.00 4.500	0.1 H 1 0 0 0 1 0 0 0 0 0 0 0 3 6 0.00 0.000	1.0 H 4 1 1 1 0 0 0 0 0 0 0 0 11 17 9.00 1.000	0.2 H 5 1 0 0 1 2 0 0 0 0 0 0 11 26 0.00 4.500	0.1 H 1 0 0 0 1 0 0 0 0 0 0 0 3 6 0.00 0.000	1.0 H 4 1 1 1 0 0 0 0 0 0 0 0 11 17 9.00 1.000	0.2 H 5 1 0 0 1 2 0 0 0 0 0 0 11 26 0.00 4.500	0.1 H 1 0 0 0 1 0 0 0 0 0 0 0 3 6 0.00 0.000	1.0 H 4 1 1 1 0 0 0 0 0 0 0 0 11 17 9.00 1.000	0.2 H 5 1 0 0 1 2 0 0 0 0 0 0 11 26 0.00 4.500	0.1 H 1 0 0 0 1 0 0 0 0 0 0 0 3 6 0.00 0.000	1.0 H 4 1 1 1 0 0 0 0 0 0 0 0 11 17 9.00 1.000	0.2 H 5 1 0 0 1 2 0 0 0 0 0 0 11 26 0.00 4.500	0.1 H 1 0 0 0 1 0 0 0 0 0 0 0 3 6 0.00 0.000	1.0 H 4 1 1 1 0 0 0 0 0 0 0 0 11 17 9.00 1.000	0.2 H 5 1 0 0 1 2 0 0 0 0 0 0 11 26 0.00 4.500	0.1 H 1 0 0 0 1 0 0 0 0 0 0 0 3 6 0.00 0.000	1.0 H 4 1 1 1 0 0 0 0 0 0 0 0 11 17 9.00 1.000	0.2 H 5 1 0 0 1 2 0 0 0 0 0 0 11 26 0.00 4.500	0.1 H 1 0 0 0 1 0 0 0 0 0 0 0 3 6 0.00 0.000	1.0 H 4 1 1 1 0 0 0 0 0 0 0 0 11 17 9.00 1.000	0.2 H 5 1 0 0 1 2 0 0 0 0 0 0 11 26 0.00 4.500	0.1 H 1 0 0 0 1 0 0 0 0 0 0 0 3 6 0.00 0.000	1.0 H 4 1 1 1 0 0 0 0 0 0 0 0 11 17 9.00 1.000	0.2 H 5 1 0 0 1 2 0 0 0 0 0 0 11 26 0.00 4.500	0.1 H 1 0 0 0 1 0 0 0 0 0 0 0 3 6 0.00 0.000	1.0 H 4 1 1 1 0 0 0 0 0 0 0 0 11 17 9.00 1.000	0.2 H 5 1 0 0 1 2 0 0 0 0 0 0 11 26 0.00 4.500	0.1 H 1 0 0 0 1 0 0 0 0 0 0 0 3 6 0.00 0.000	1.0 H 4 1 1 1 0 0 0 0 0 0 0 0 11 17 9.00 1.000	0.2 H 5 1 0 0 1 2 0 0 0 0 0 0 11 26 0.00 4.500	0.1 H 1 0 0 0 1 0 0 0 0 0 0 0 3 6 0.00 0.000	1.0 H 4 1 1 1 0 0 0 0 0 0 0 0 11 17 9.00 1.000	0.2 H 5 1 0 0 1 2 0 0 0 0 0 0 11 26 0.00 4.500	0.1 H 1 0 0 0 1 0 0 0 0 0 0 0 3 6 0.00 0.000	1.0 H 4 1 1 1 0 0 0 0 0 0 0 0 11 17 9.00 1.000	0.2 H 5 1 0 0 1 2 0 0 0 0 0 0 11 26 0.00 4.500	0.1 H 1 0 0 0 1 0 0 0 0 0 0 0 3 6 0.00 0.000	1.0 H 4 1 1 1 0 0 0 0 0 0 0 0 11 17 9.00 1.000	0.2 H 5 1 0 0 1 2 0 0 0 0 0 0 11 26 0.00 4.500	0.1 H 1 0 0 0 1 0 0 0 0 0 0 0 3 6 0.00 0.000	1.0 H 4 1 1 1 0 0 0 0 0 0 0 0 11 17 9.00 1.000	0.2 H 5 1 0 0 1 2 0 0 0 0 0 0 11 26 0.00 4.500	0.1 H 1 0 0 0 1 0 0 0 0 0 0 0 3 6 0.00 0.000	1.0 H 4 1 1 1 0 0 0 0 0 0 0 0 11 17 9.00 1.000	0.2 H 5 1 0 0 1 2 0 0 0 0 0 0 11 26 0.00 4.500	0.1 H 1 0 0 0 1 0 0 0 0 0 0 0 3 6 0.00 0.000	1.0 H 4 1 1 1 0 0 0 0 0 0 0 0 11 17 9.00 1.000	0.2 H 5 1 0 0 1 2 0 0 0 0 0 0 11 26 0.00 4.500	0.1 H 1 0 0 0 1 0 0 0 0 0 0 0 3 6 0.00 0.000	1.0 H 4 1 1 1 0 0 0 0 0 0 0 0 11 17 9.00 1.000	0.2 H 5 1 0 0 1 2 0 0 0 0 0 0 11 26 0.00 4.500	0.1 H 1 0 0 0 1 0 0 0 0 0 0 0 3 6 0.00 0.000	1.0 H 4 1 1 1 0 0 0 0 0 0 0 0 11 17 9.00 1.000	0.2 H 5 1 0 0 1 2 0 0 0 0 0 0 11 26 0.00 4.500	0.1 H 1 0 0 0 1 0 0 0 0 0 0 0 3 6 0.00 0.000	1.0 H 4 1 1 1 0 0 0 0 0 0 0 0 11 17 9.00 1.000	0.2 H 5 1 0 0 1 2 0 0 0 0 0 0 11 26 0.00 4.500	0.1 H 1 0 0 0 1 0 0 0 0 0 0 0 3 6 0.00 0.000	1.0 H 4 1 1 1 0 0 0 0 0 0 0 0 11 17 9.00 1.000	0.2 H 5 1 0 0 1 2 0 0 0 0 0 0 11 26 0.00 4.500	0.1 H 1 0 0 0 1 0 0 0 0 0 0 0 3 6 0.00 0.000	1.0 H 4 1 1 1 0 0 0 0 0 0 0 0 11 17 9.00 1.000	0.2 H 5 1 0 0 1 2 0 0 0 0 0 0 11 26 0.00 4.500	0.1 H 1 0 0 0 1 0 0 0 0 0 0 0 3 6 0.00 0.000	1.0 H 4 1 1 1 0 0 0 0 0 0 0 0 11 17 9.00 1.000	0.2 H 5 1 0 0 1 2 0 0 0 0 0 0 11 26 0.00 4.500	0.1 H 1 0 0 0 1 0 0 0 0 0 0 0 3 6 0.00 0.000	1.0 H 4 1 1 1 0 0 0 0 0 0 0 0 11 17 9.00 1.000	0.2 H 5 1 0 0 1 2 0 0 0 0 0 0 11 26 0.00 4.500	0.1 H 1 0 0 0 1 0 0 0 0 0 0 0 3 6 0.00 0.000	1.0 H 4 1 1 1 0 0 0 0 0 0 0 0 11 17 9.00 1.000	0.2 H 5 1 0 0 1 2 0 0 0 0 0 0 11 26 0.00 4.500	0.1 H 1 0 0 0 1 0 0 0 0 0 0 0 3 6 0.00 0.000	1.0 H 4 1 1 1 0 0 0 0 0 0 0 0 11 17 9.00 1.000	0.2 H 5 1 0 0 1 2 0 0 0 0 0 0 11 26 0.00 4.500	0.1 H 1 0 0 0 1 0 0 0 0 0 0 0 3 6 0.00 0.000	1.0 H 4 1 1 1 0 0 0 0 0 0 0 0 11 17 9.00 1.000	0.2 H 5 1 0 0 1 2 0 0 0 0 0 0 11 26 0.00 4.500	0.1 H 1 0 0 0 1 0 0 0 0 0 0 0 3 6 0.00 0.000	1.0 H 4 1 1 1 0 0 0 0 0 0 0 0 11 17 9.00 1.000	0.2 H 5 1 0 0 1 2 0 0 0 0 0 0 11 26 0.00 4.500	0.1 H 1 0 0 0 1 0 0 0 0 0 0 0 3 6 0.00 0.000	1.0 H 4 1 1 1 0 0 0 0 0 0 0 0 11 17 9.00 1.000	0.2 H 5 1 0 0 1 2 0 0 0 0 0 0 11 26 0.00 4.500	0.1 H 1 0 0 0 1 0 0 0 0 0 0 0 3 6 0.00 0.000	1.0 H 4 1 1 1 0 0 0 0 0 0 0 0 11 17 9.00 1.000	0.2 H 5 1 0 0 1 2 0 0 0 0 0 0 11 26 0.00 4.500	0.1 H 1 0 0 0 1 0 0 0 0 0 0 0 3 6 0.00 0.000	1.0 H 4 1 1 1 0 0 0 0 0 0 0 0 11 17 9.00 1.000	0.2 H 5 1 0 0 1 2 0 0 0 0 0 0 11 26 0.00 4.500	0.1 H 1 0 0 0 1 0 0 0 0 0 0 0 3 6 0.00 0.000	1.0 H 4 1 1 1 0 0 0 0 0 0 0 0 11 17 9.00 1.000	0.2 H 5 1 0 0 1 2 0 0 0 0 0 0 11 26 0.00 4.500	0.1 H 1 0 0 0 1 0 0 0 0 0 0 0 3 6 0.00 0.000	1.0 H 4 1 1 1 0 0 0 0 0 0 0 0 11 17 9.00 1.000	0.2 H 5 1 0 0 1 2 0 0 0 0 0 0 11 26 0.00 4.500	0.1 H 1 0 0 0 1 0 0 0 0 0 0 0 3 6 0.00 0.000	1.0 H 4 1 1 1 0 0 0 0 0 0 0 0 11 17 9.00 1.000	0.2 H 5 1 0 0 1 2 0 0 0 0 0 0 11 26 0.00 4.

BOTTOM

San Diego Padres @ Philadelphia Phillies
Veterans Stadium, Philadelphia, PA

livebaseballscorecards.com

AB 35
R 10
H 14
RBI 9
BB 7
SO 3
LOB 20



WP: 0 PA: 43
PB: 0
SB: 4
CS: 0

Tue Aug 08 2000, 7:35 PM EDT
Att. 14,181 - Cloudy - 85 F

AB R H RBI BB SO LOB

4 1 2 0 0 1 0

5 2 3 2 0 0 3

4 2 2 0 1 0 1

5 1 3 1 0 0 1

3 1 0 0 2 0 4

3 2 3 5 2 0 0

0 0 0 0 0 0 0

5 0 0 1 0 0 5

3 0 1 0 1 0 2

0 0 0 0 0 0 0

0 0 0 0 0 0 0

2 0 0 0 0 1 4

1 0 0 0 0 1 0

0 0 0 0 0 0 0

0 0 0 0 0 0 0

0 1 0 0 1 0 0

1B: 10 SF: 0
2B: 2 SAC: 1
3B: 0 DP: 2
HR: 3 HBP: 0

Table with 9 columns (Innings 1-9) and 10 rows (Batters: Doug Glanville, Bobby Abreu, Scott Rolen, Mike Lieberthal, Travis Lee, Pat Burrell/Jeff Brantley, Marlon Anderson, Tomas Perez/Chris Brock/Brian Hunter, Omar Daal/Kevin Sefcik/Wayne Gomes/Ed Vosberg/Alex Arias). Each cell contains a baseball diamond diagram with play details and a small box with batter statistics.

Inning Stats table with columns for R, H, E, K, S, LOB, BB, P for each inning.

PITCHER table with columns for IP, WLS, BF, H, R, ER, SO, BB, IBB, HBP, BLK, WP, HR, S, P, ERA, WHIP for each pitcher.

Batter	1	2	3	4	5	6	7	8	9	AB R H RBI BB SO LOB	TOP						
Eric Owens, R OBP: 0.364, SLG: 0.406 (1, 7) C X	0-1 F9		0-1 L5		0-1 G1-3			0-0 G3-1		4 0 0 0 0 0 0							
Mike Darr, L OBP: 0.280, SLG: 0.400 (1, 8) B F C B X (9, 9)	2-2 F8		4-0 BB BB		0-0 F8			1-0 G6-3		3 0 0 0 1 0 0							
Ryan Klesko, L OBP: 0.404, SLG: 0.593 (1, 3) X	0-0 G4-3		4-2 BB 1-2		2-0 G3			0-0 2B 1B		3 1 1 0 1 0 0							
Dave Magadan, L OBP: 0.359, SLG: 0.345 (1, 5) C B B B C C X		3-2 2B	2-1 G3-1		3-2 G3-1			2-2 1B 2B		4 0 2 1 0 0 2							
Bret Boone, R OBP: 0.332, SLG: 0.434 (1, 4) C X		0-1 G1-3		1-0 2B 1B		0-1 G4-3		0-0 1B		4 1 2 0 0 0 1							
John Mabry, L OBP: 0.312, SLG: 0.345 (1, 9) Heathcliff Slocumb, R (9, 1) B B B B B B S T T T T T T T		2-3 K		0-0 1-H 2B		2-3 K		2-1 L6		4 0 1 1 0 2 1 0 0 0 0 0 0 0							
Ben Davis, S OBP: 0.221, SLG: 0.257 (1, 2) B B B B C C X		4-1 BB		0-1 F9		0-0 F9		2-1 F7		3 0 0 0 1 0 1							
Desi Relaford, S OBP: 0.359, SLG: 0.320 (1, 6) C B B B C C X		2-3 K		3-3 K		0-1 G6-3		2-2 F9		4 0 0 0 0 2 3							
Jay Witasick, R (1, 1) Donne Wall, R (8, 1) Ruben Rivera, R (9, 8) S C B B B B B B B B B B B B			3-3 K	0-3 K		1-1 F9				3 0 0 0 0 2 1 0 0 0 0 0 0 0 0 0 0 0 0 0 0							
Inning Stats	R: 0 H: 0 E: 0 LOB: 0 K: 0 BB: 0 S: 6 P: 8	R: 0 H: 1 E: 0 LOB: 2 K: 2 BB: 1 S: 13 P: 24	R: 0 H: 0 E: 0 LOB: 2 K: 1 BB: 2 S: 13 P: 26	R: 1 H: 2 E: 0 LOB: 1 K: 2 BB: 0 S: 11 P: 15	R: 0 H: 0 E: 0 LOB: 0 K: 0 BB: 0 S: 4 P: 6	R: 0 H: 0 E: 0 LOB: 0 K: 1 BB: 0 S: 11 P: 16	R: 0 H: 0 E: 0 LOB: 0 K: 0 BB: 0 S: 5 P: 6	R: 1 H: 3 E: 0 LOB: 2 K: 0 BB: 0 S: 7 P: 10	R: 0 H: 0 E: 0 LOB: 0 K: 0 BB: 0 S: 9 P: 15	1B: 3 SF: 0 2B: 3 SAC: 0 3B: 0 DP: 0 HR: 0 HBP: 0	WP: 0 PA: 35 PB: 0 SB: 0 CS: 0						
PITCHER	IP WLS BF H R ER SO BB IBB HBP BLK WP HR S P ERA WHIP																
Kent Bottenfield, R (1, 1) ERA: 5.57	7.0	27	3	1	1	6	3	0	0	0	0	0	0	63	101	1.29	0.857
Vicente Padilla, R (8, 1) ERA: 3.35	1.0	5	3	1	1	0	0	0	0	0	0	0	0	7	10	9.00	3.000
Chris Brock, R (9, 1) ERA: 4.12	1.0	W	3	0	0	0	0	0	0	0	0	0	0	9	15	0.00	0.000

San Diego Padres @ Philadelphia Phillies
Veterans Stadium, Philadelphia, PA
Wed Aug 09 2000, 7:35 PM EDT
Att. 16,541 - Cloudy - 87 F

livebaseballscorecards.com

AB 32
R 2
H 6
RBI 2
BB 3
SO 6
LOB 9



Batter	1	2	3	4	5	6	7	8	9	AB	R	H	RBI	BB	SO	LOB
Doug Glanville, R OBP: 0.299, SLG: 0.355 (1, 8)	0-1 G5-3		0-1 G1-3		0-1 1B		3-1 P4		1-2 SF7 3B	5	1	2	0	0	0	0
Bobby Abreu, L OBP: 0.403, SLG: 0.549 (1, 9)	3-2 P6		2-0 1B 2B		2-2 F7			1-2 3B 2B	4-0 IBB IBB	4	1	2	0	1	0	1
Scott Rolen, R OBP: 0.367, SLG: 0.543 (1, 5)	2-3 K		3-2 FC6-4 1B			2-1 2B		2-2 WP 3B 2-H	4-0 IBB	4	1	3	1	1	1	0
Mike Lieberthal, R OBP: 0.372, SLG: 0.520 (1, 2)		4-0 K 1B FC5-2 BB	0-0 FC6-4		1-0 G1-3		0-0 P6	0-0 P6	2-2 SF7	3	0	0	1	1	0	4
Travis Lee, L OBP: 0.325, SLG: 0.385 (1, 3)		1-1 WP 1B		1-0 F8		4-1 BB		4-1 E 1B BB		2	0	1	0	2	0	0
Pat Burrell, R OBP: 0.347, SLG: 0.506 (1, 7)		0-3 K		2-0 P3		2-3 K		1-3 K		4	0	0	0	0	3	5
Marlon Anderson, L OBP: 0.231, SLG: 0.167 (1, 4)		0-0 FC5-2		2-0 G4-3		0-1 G6-3		3-1 E 1B		4	0	1	0	0	0	4
Tomas Perez, S OBP: 0.400, SLG: 0.556 (1, 6)		2-2 G1-3		1-3 K		0-2 G5-3		1-2 E6		4	0	0	0	0	1	4
Kent Bottenfield, R OBP: 0.286, SLG: 0.286 (1, 1)		3-2 L9		3-2 L4		2-2 G3-1		0-1 G4-3		2	0	0	0	0	0	0
Rob Ducey, L OBP: 0.300, SLG: 0.380 (7, PH)										1	0	0	0	0	0	0
Vicente Padilla, R OBP: 1.000, SLG: 1.000 (8, 1)										0	0	0	0	0	0	0
Brian Hunter, R OBP: 0.300, SLG: 0.495 (8, PH)										1	0	0	0	0	0	3
Chris Brock, R OBP: 0.222, SLG: 0.667 (9, 1)										0	0	0	0	0	0	0

Inning Stats	R: 0	H: 0	E: 0	K: 1	S: 9	R: 0	H: 1	E: 0	K: 1	S: 9	R: 0	H: 2	E: 0	K: 0	S: 13	R: 0	H: 0	E: 0	K: 0	S: 3	R: 0	H: 1	E: 0	K: 1	S: 13	R: 0	H: 1	E: 0	K: 1	S: 9	R: 0	H: 3	E: 1	K: 1	S: 20	R: 1	H: 1	E: 0	K: 0	S: 11	1B: 4	2B: 3	3B: 2	HR: 0	SF: 1	SAC: 0	DP: 0	HBP: 0	WP: 2	PB: 0	SB: 0	CS: 0	PA: 40
--------------	------	------	------	------	------	------	------	------	------	------	------	------	------	------	-------	------	------	------	------	------	------	------	------	------	-------	------	------	------	------	------	------	------	------	------	-------	------	------	------	------	-------	-------	-------	-------	-------	-------	--------	-------	--------	-------	-------	-------	-------	--------

PITCHER	IP	WLS	BF	H	R	ER	SO	BB	IBB	HBP	BLK	WP	HR	S	P	ERA	WHIP
Jay Witasick, R ERA: 5.86 (1, 1)	7.0		28	5	0	0	4	2	0	0	0	1	0	65	110	0.00	1.000
Donne Wall, R ERA: 3.63 (8, 1)	1.0	B	8	3	2	2	1	1	0	0	0	1	0	20	32	18.00	4.000
Heathcliff Slocumb, R ERA: 5.47 (9, 1)	0.1	L	4	1	1	1	0	0	2	0	0	0	0	11	22	27.00	3.000

BOTTOM

San Diego Padres @ Philadelphia Phillies
Veterans Stadium, Philadelphia, PA

Wed Aug 09 2000, 7:35 PM EDT
Att: 16,541 - Cloudy - 87 F

livebaseballscorecards.com

AB	34
R	3
H	9
RBI	2
BB	5
SO	5
LOB	21



Batter	1	2	3	4	5	6	7	8	9	AB R H RBI BB SO LOB	TOP
Damian Jackson, R OBP: 0.344, SLG: 0.359 (1, 7) (7, 4)	1-1 P4		0-0 G4-3 HR 2B	3-2 F3		0-1 E5 HR 1B	3-2 3B		4-1 G6-4-3 BB	5 2 3 2 1 0 1	
Ruben Rivera, R OBP: 0.307, SLG: 0.445 (1, 8)	0-3 K		3-2 G4-3 2-3	0-0 F8		4-1 HR BB	2-3 K		0-0 G6-4-3 1-2f	5 1 0 0 1 2 4	
Joe Vitiello, R OBP: 0.323, SLG: 0.607 (1, 3)	4-0 BB		0-3 K		1-0 F8	1-0 SF8		1-0 HR	2-2 F9	4 1 1 2 1 1 1	
Phil Nevin, R OBP: 0.359, SLG: 0.541 Dave Magadan, L OBP: 0.365, SLG: 0.345 (1, 5) (7, 5)	2-2 G1-3		4-1 HR BB		3-2 G5-3 2B	1-1 HR		4-1 29 FC3-8 BB		3 2 2 3 1 0 1 0 0 0 0 1 0 0	
Bret Boone, R OBP: 0.335, SLG: 0.443 29 Kory DeHaan, L OBP: 0.247, SLG: 0.313 (1, 4) (7, 7)		0-2 E7 F9 G4-3 1B	2-2 HR		4-0 IBB	0-1 G3		0-0 FC3-6 2B 3B 1-2f		3 2 2 3 1 0 0 1 1 0 0 0 0 1	
Wiki Gonzalez, R OBP: 0.301, SLG: 0.337 (1, 2)		0-1 F9	1-0 1B		0-1 G5-3		1-1 1B 3B 1B	1-2 3B 2B		5 2 3 0 0 0 3	
Mike Darr, L OBP: 0.309, SLG: 0.460 (1, 9)		0-1 G4-3	1-0 1B			0-0 F7	3-2 3B 1B	2-1 1B 3B		5 2 3 3 0 0 0	
Desi Relaford, S OBP: 0.363, SLG: 0.336 (1, 6)		1-0 1B		2-0 F5		0-1 HR	1-1 F7	2-0 G4-6-3 1B		5 1 3 2 0 0 2	
Woody Williams, R OBP: 0.359, SLG: 0.529 Carlos Almanzar, R Todd Erdos, R (1, 1) (7, 1) (9, 1)	0-3 K		0-0 1B			1-2 E SF8 1B	2-3 K	2-2 G4-6-3 1-2f		4 1 2 0 0 2 3 1 0 0 0 0 0 1 0 0 0 0 0 0 0	
Inning Stats	R: 0 E: 0 K: 1 S: 8 H: 0 LOB: 1 BB: 1 P: 15	R: 1 E: 1 K: 1 S: 11 H: 2 LOB: 1 BB: 0 P: 12	R: 3 E: 0 K: 1 S: 14 H: 4 LOB: 2 BB: 1 P: 25	R: 0 E: 0 K: 0 S: 7 H: 1 LOB: 1 BB: 0 P: 12	R: 0 E: 0 K: 0 S: 6 H: 1 LOB: 1 BB: 1 P: 14	R: 5 E: 1 K: 0 S: 14 H: 4 LOB: 0 BB: 1 P: 21	R: 2 E: 0 K: 2 S: 17 H: 3 LOB: 1 BB: 0 P: 29	R: 4 E: 0 K: 0 S: 12 H: 4 LOB: 0 BB: 1 P: 24	R: 0 E: 0 K: 0 S: 6 H: 0 LOB: 0 BB: 1 P: 12	1B: 10 2B: 3 3B: 2 HR: 4 SF: 1 SAC: 0 DP: 3 HBP: 0	WP: 0 PB: 0 SB: 0 CS: 0 PA: 48
PITCHER Randy Wolf, L ERA: 4.04 Wayne Gomes, R ERA: 3.68 Mark Holzemer, L ERA: 7.61 (1, 1) (6, 1) (8, 1)	IP WLS BF H R ER SO BB IBB HBP BLK WP HR S P ERA WHIP	5.2 L 31 12 9 8 3 3 1 0 0 0 3 58 97 12.71 2.647	1.1 7 3 2 2 2 0 0 0 0 0 0 19 31 13.50 2.250	2.0 10 4 4 4 0 2 0 0 0 0 1 18 36 18.00 3.000	PITCHER IP WLS BF H R ER SO BB IBB HBP BLK WP HR S P ERA WHIP						

San Diego Padres @ Philadelphia Phillies
Veterans Stadium, Philadelphia, PA
Thu Aug 10 2000, 7:35 PM EDT
Att. 15,681 - Cloudy - 83 F

AB	41
R	15
H	19
RBI	15
BB	6
SO	5
LOB	17



BOTTOM

San Diego Padres @ Philadelphia Phillies
Veterans Stadium, Philadelphia, PA

livebaseballscorecards.com

AB 34
R 3
H 8
RBI 3
BB 5
SO 6
LOB 18



WP: 0 PA: 40
PB: 0
SB: 0
CS: 0

ERA WHIP

Thu Aug 10 2000, 7:35 PM EDT
Att: 15,681 - Cloudy - 83 F

AB R H RBI BB SO LOB

5 2 2 1 0 0 0

3 0 1 1 1 1 1

4 0 0 0 1 1 3

3 0 2 1 0 0 0

2 0 0 0 0 0 2

3 0 1 0 1 1 3

3 0 1 0 1 1 1

4 0 1 0 0 0 4

4 0 0 0 0 0 4

1 1 0 0 1 1 0

0 0 0 0 0 0 0

1 0 0 0 0 1 0

0 0 0 0 0 0 0

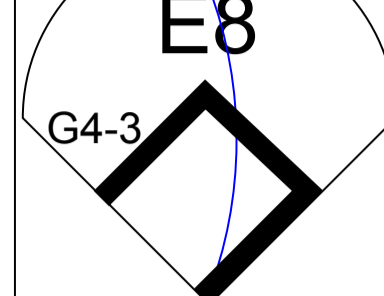
1 0 0 0 0 0 0

1B: 5 SF: 1
2B: 2 SAC: 0
3B: 1 DP: 1
HR: 0 HBP: 0

WP HR S P ERA WHIP

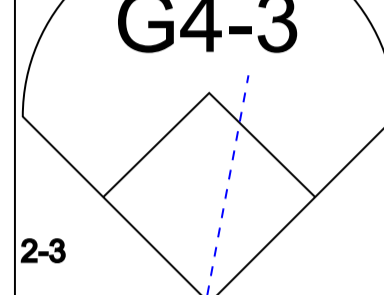
2-1

E8



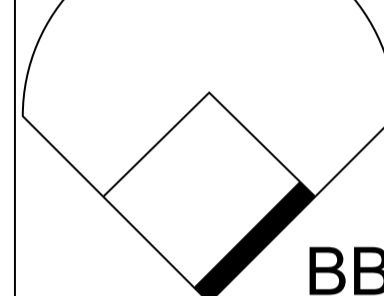
2-2

G4-3



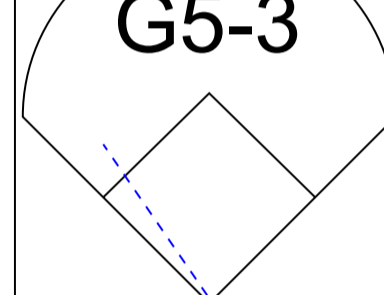
4-0

BB



0-2

G5-3



4-2

1B



3-3

K



1-1

1B



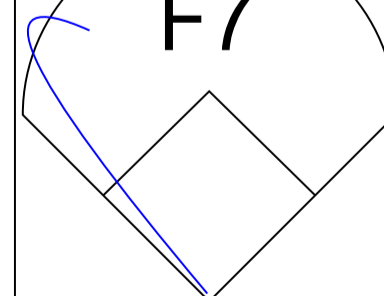
2-2

F8



2-2

F7



1-1

F9



1-1

1B



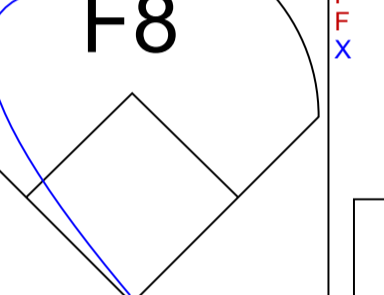
2-2

F7



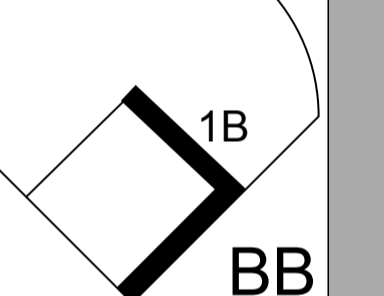
0-0

F8




1-1

FC6-4



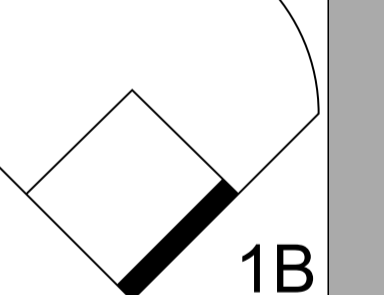
4-2

FC6-4



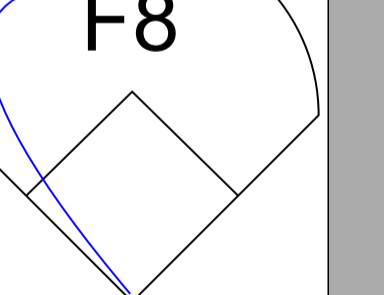
2-1

FC6-4




0-0

F8



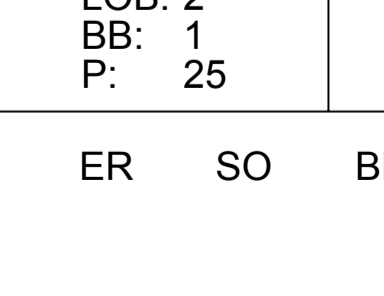
0-3

K



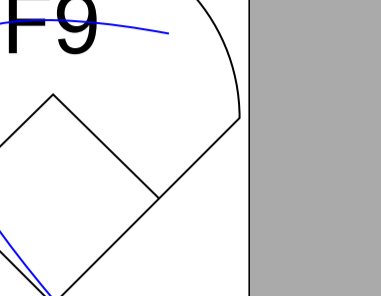
2-2

F7



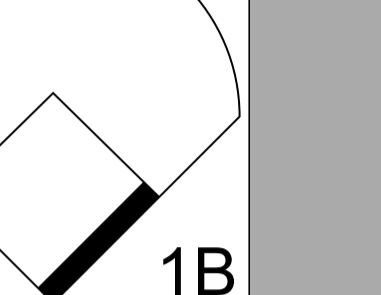
3-2

SF7



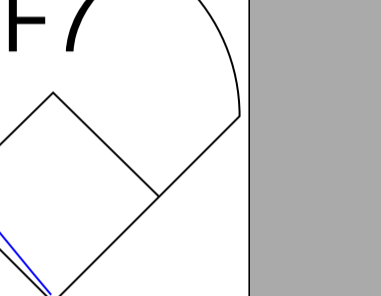
3-1

SF7



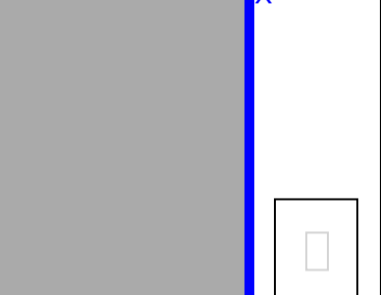
1-2

G6-3



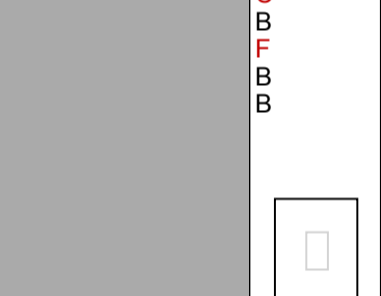
0-0

F8




1-1

FC6-4




4-2

FC6-4



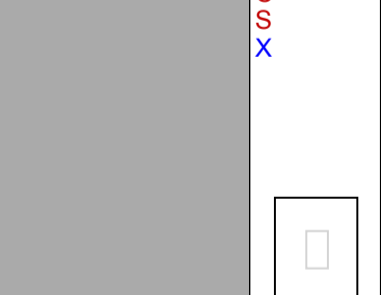
2-1

FC6-4



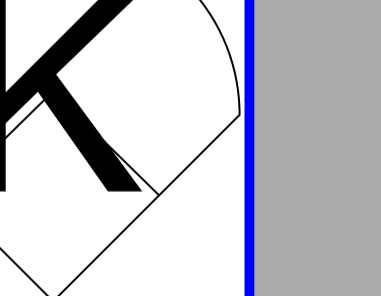
1-0

F8



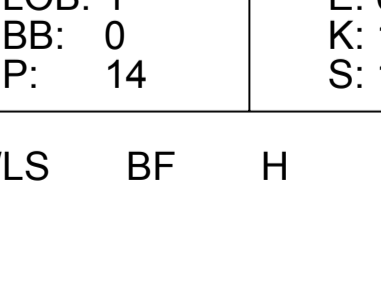
4-2

3B



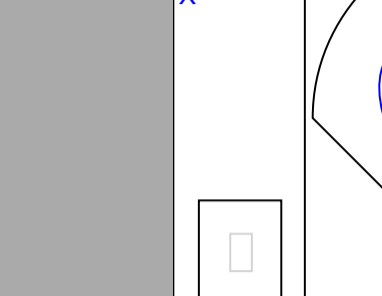
0-3

K



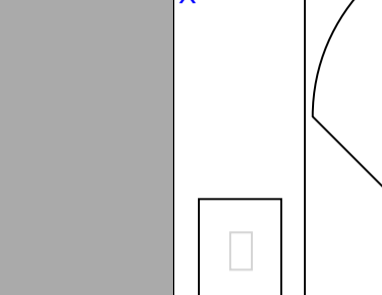
0-0

F9



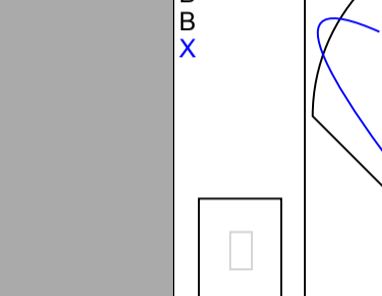
3-3

K



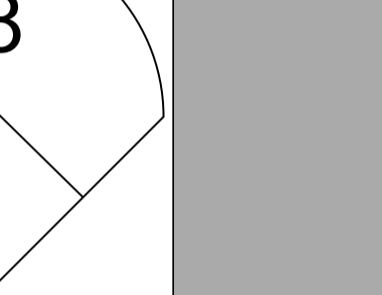
1-3

K



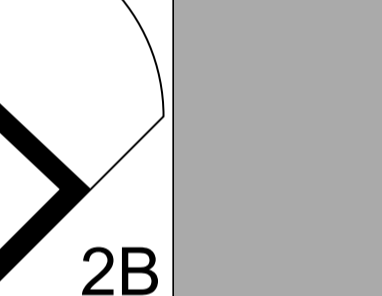
2-1

1B



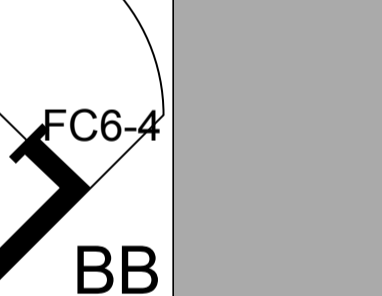
3-3

K




0-0

F9



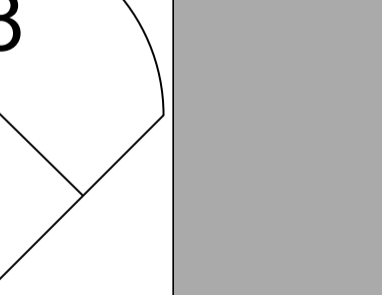
0-2

G4-1



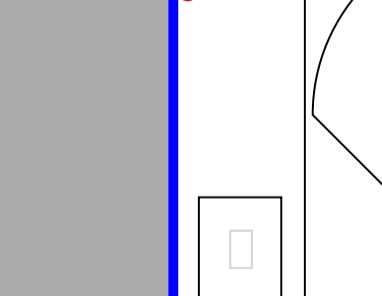
3-2

F8



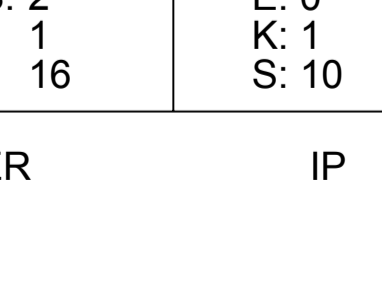
2-3

K



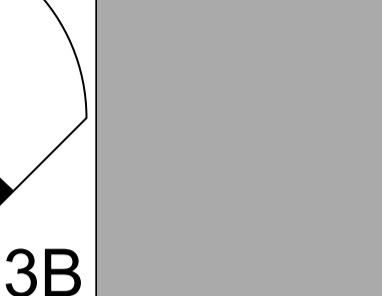
1-0

F8




3-2

SF7




3-1

SF7



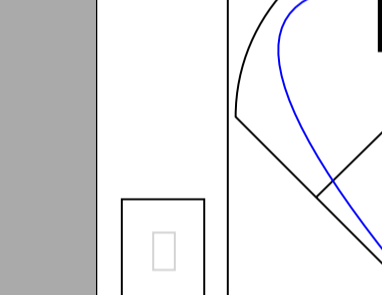
1-2

G6-3



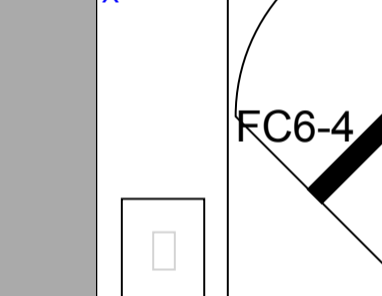
0-0

F8



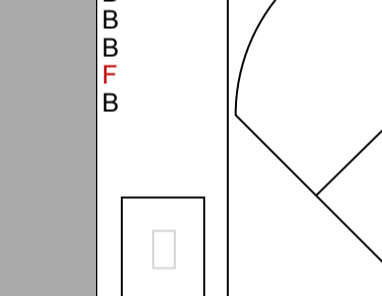
1-1

FC6-4



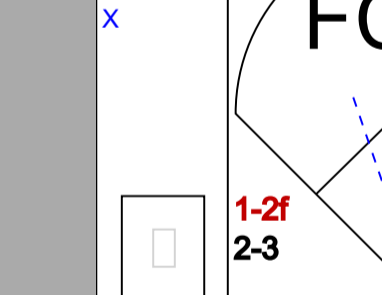
4-2

FC6-4



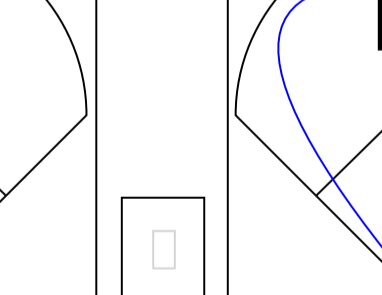
2-1

FC6-4



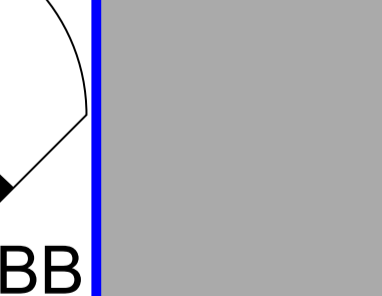
1-0

F8



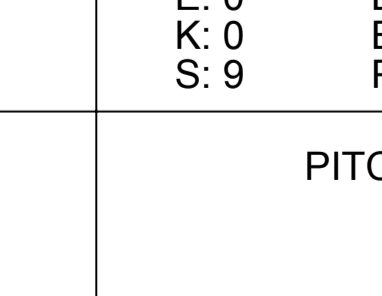
4-2

3B



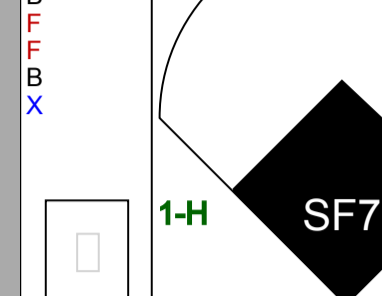
0-3

K



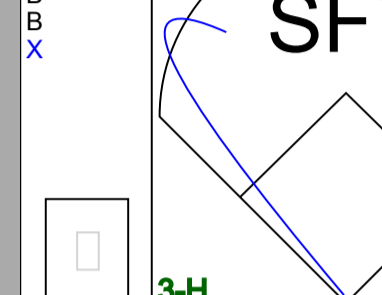
0-0

F9



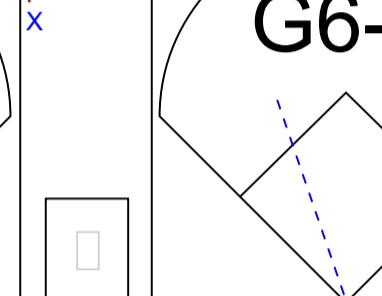
3-3

K



1-3

K



2-1

1B



3-3

K



0-0

F9



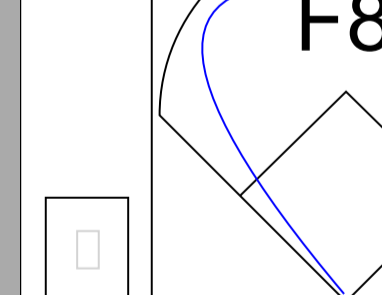
0-2

G4-1



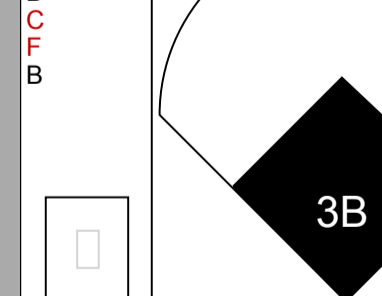
3-2

F8



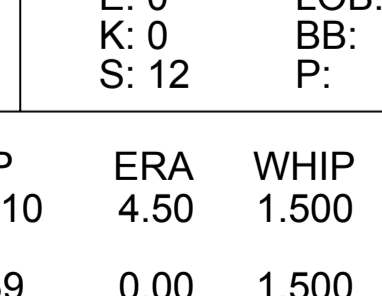
2-3

K



1-0

F8



0-0

F9



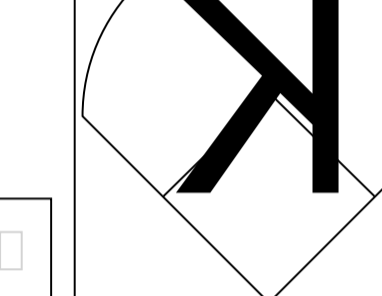
3-3

K



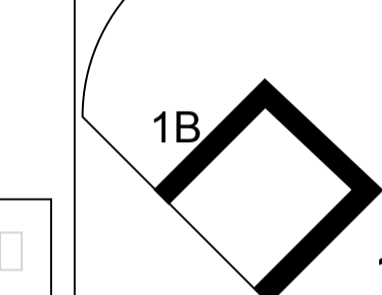
1-3

K



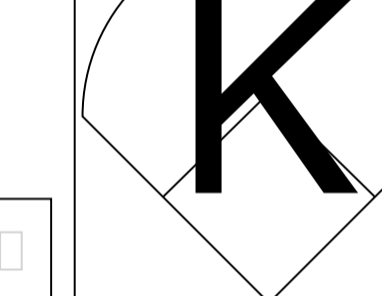
2-1

1B



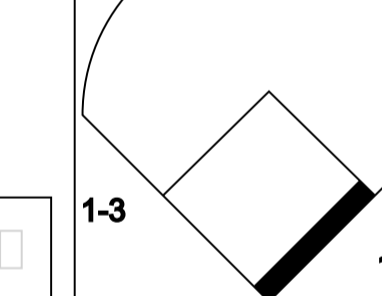
3-3

K



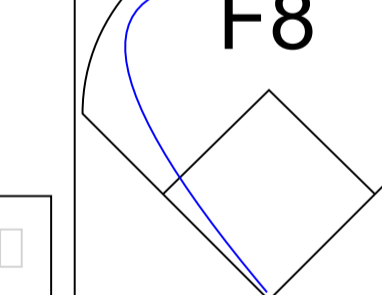
0-0

F9



0-2

G4-1



3-2

F8



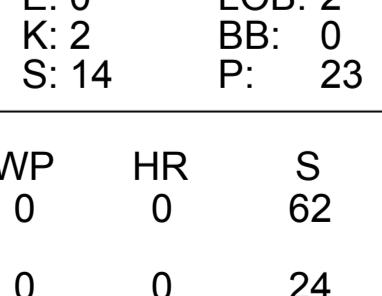
2-3

K



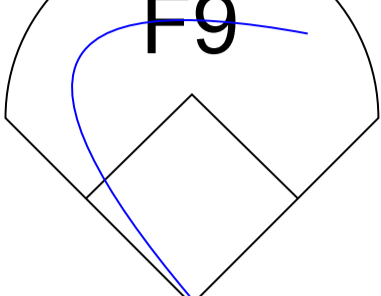
1-0

F8



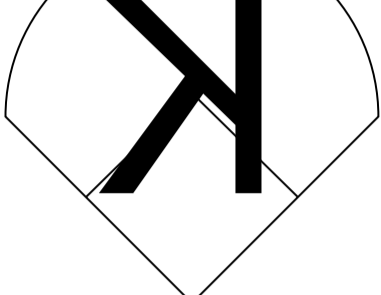
0-0

F9



3-3

K



1-3

K



2-1

1B



3-3

K



0-0

F9



0-2

G4-1



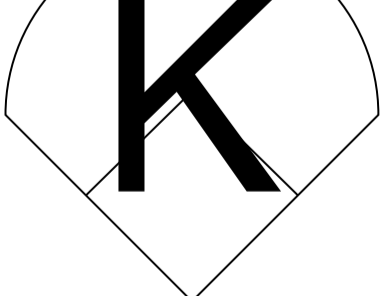
3-2

F8



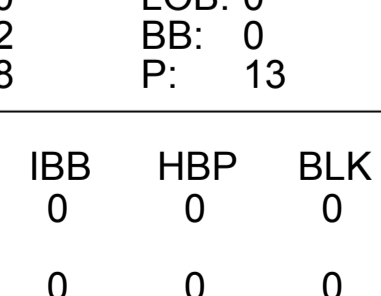
2-3

K



1-0

F8




0-0

F9



3-3

K



1-3

K



2-1

1B



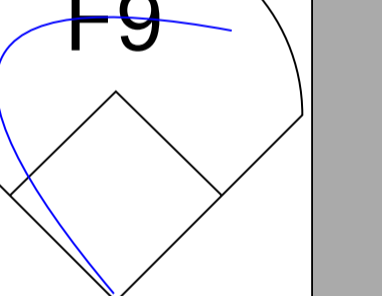
3-3

K



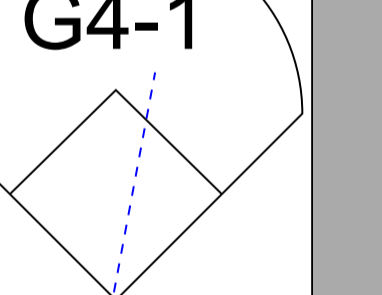
0-0

F9



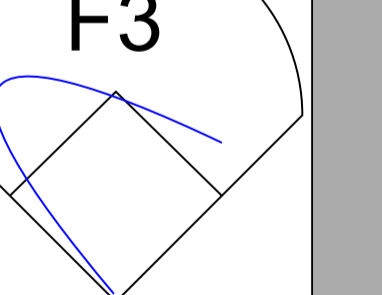
0-2

G4-1




3-2

F8



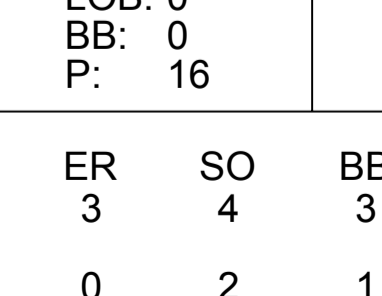
2-3

K



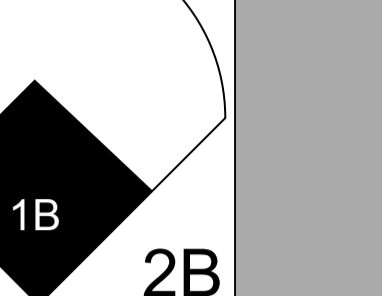
1-0

F8



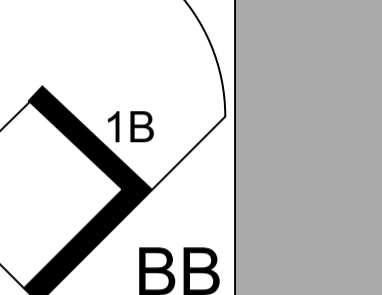
0-1

1B



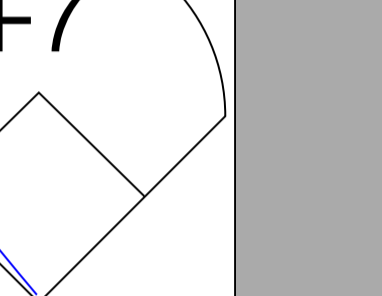
4-1

1B



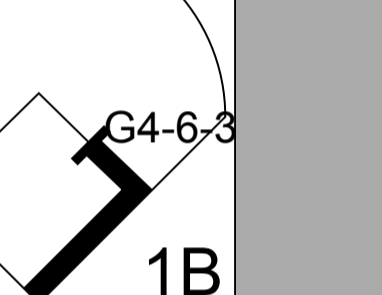
3-1

F7



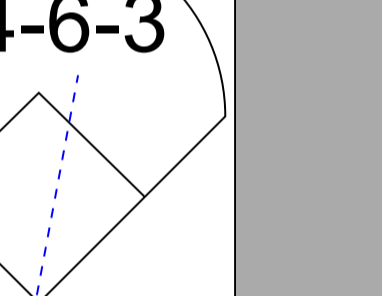
1-1

G4-6-3



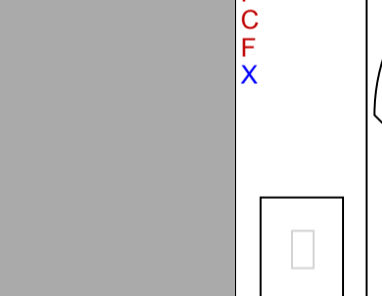
2-0

G4-6-3



2-2

F9



0-2</

Batter	1	2	3	4	5	6	7	8	9	AB R H RBI BB SO LOB	TOP																
Eric Owens, R (1, 7) OBP: 0.363, SLG: 0.404	2-2 E6 F8 1B E		0-0 P4		2-1 P6			0-1 S 1B SF8 1B	1 SAFE 0-0 CS	4 2 1 0 0 0 0																	
Mike Darr, L (1, 9) OBP: 0.339, SLG: 0.472	0-0 E S 1-2 1B		4-0 BB		0-0 G4-3			1-0 SF8 S 1-2 1B		3 0 2 0 1 0 0																	
Ryan Klesko, L (1, 3) OBP: 0.400, SLG: 0.586	2-0 F8		0-0 L9		2-0 G3			2-3 K 1-2 2-3		4 0 0 0 0 1 5																	
Phil Nevin, R (1, 5) OBP: 0.361, SLG: 0.547	2-3 K 1-3 3-H			1-2 HR		3-3 K		4-0 SF8 IBB		3 1 1 1 1 2 1																	
Bret Boone, R (1, 4) OBP: 0.333, SLG: 0.440	0-0 G5-3			1-0 G6-3		0-0 L6		1-2 SF8		3 0 0 1 0 0 1																	
Ben Davis, S (1, 2) OBP: 0.210, SLG: 0.243		1-0 F8		1-0 P4		2-0 L4		3-3 K		4 0 0 0 0 1 2																	
Ruben Rivera, R (1, 8) OBP: 0.313, SLG: 0.445		3-1 F9		4-1 S BB		2-2 CS 1B		4-0 CS BB		2 0 1 0 2 0 0																	
Damian Jackson, R (1, 6) OBP: 0.343, SLG: 0.355		2-3 K		4-1 K 1-2 IBB		2-2 G5-3 1-2		2-1 F8		3 0 0 0 1 1 2																	
Adam Eaton, R (1, 1) OBP: 0.414, SLG: 0.333			2-3 K		1-2 G4-3		0-0 G4-3		2-3 K	3 0 0 0 0 1 2																	
John Mabry, L (9, PH) OBP: 0.312, SLG: 0.345										0 0 0 0 0 0 0																	
Joe Vitiello, R (9, PH) OBP: 0.313, SLG: 0.586										1 0 0 0 0 1 1																	
Trevor Hoffman, R (9, 1)										0 0 0 0 0 0 0																	
Inning Stats	R: 1 E: 2 K: 1 S: 10	H: 1 LOB: 1 BB: 0 P: 16	R: 0 E: 0 K: 1 S: 6	H: 0 LOB: 0 BB: 0 P: 12	R: 0 E: 0 K: 1 S: 5	H: 0 LOB: 1 BB: 1 P: 11	R: 1 E: 0 K: 0 S: 10	H: 1 LOB: 2 BB: 2 P: 22	R: 0 E: 0 K: 0 S: 4	H: 0 LOB: 0 BB: 0 P: 8	R: 0 E: 0 K: 1 S: 6	H: 0 LOB: 0 BB: 0 P: 11	R: 0 E: 0 K: 0 S: 7	H: 1 LOB: 0 BB: 0 P: 11	R: 1 E: 0 K: 2 S: 15	H: 2 LOB: 2 BB: 1 P: 26	R: 0 E: 0 K: 1 S: 5	H: 0 LOB: 0 BB: 1 P: 13	1B: 4 2B: 0 3B: 0 HR: 1	SF: 1 SAC: 0 DP: 0 HBP: 0	WP: 0 PB: 0 SB: 4 CS: 2	PA: 37					
PITCHER	IP	WLS	BF	H	R	ER	SO	BB	IBB	HBP	BLK	WP	HR	S	P	ERA	WHIP										
A.J. Burnett, R (1, 1) ERA: 4.03	7.0	L	28	4	3	2	4	2	1	0	0	0	1	50	93	2.57	0.857										
Armando Almanza, L (8, 1) ERA: 1.86	0.1		3	1	0	0	1	0	1	0	0	0	0	4	11	0.00	3.000										
Ricky Bones, R (8, 1) ERA: 2.96	0.2		2	0	0	0	1	0	0	0	0	0	0	9	13	0.00	0.000										
Manny Aybar, R (9, 1) ERA: 4.48	0.1		2	0	0	0	0	1	0	0	0	0	0	2	8	0.00	3.000										
Vic Darenbourg, L (9, 1) ERA: 4.5	0.2		1	0	0	0	1	0	0	0	0	0	0	3	5	0.00	0.000										

San Diego Padres @ Florida Marlins
Pro Player Stadium, Miami, FL
 Fri Aug 11 2000, 7:05 PM EDT
 Att. 14,663 - Cloudy - 88 F

livebaseballscorecards.com

AB	30
R	3
H	5
RBI	2
BB	5
SO	7
LOB	14



Batter	1	2	3	4	5	6	7	8	9	AB	R	H	RBI	BB	SO	LOB
Luis Castillo, S OBP: 0.442, SLG: 0.418 (1, 4)	1-1 E 1B		1-3 K			0-2 G1-3		3-2 G3		4	0	1	0	0	1	0
Mark Kotsay, L OBP: 0.335, SLG: 0.446 (1, 9)	0-0 F8		3-3 K			0-0 2B		0-0 PB WP 1B		4	0	2	0	0	1	1
Henry Rodriguez, L OBP: 0.308, SLG: 0.500 (1, 7)	0-0 E8 1B				1-2 G3-1		2-1 F8		4-1 BB	3	0	1	0	1	0	1
Chris Clapinski, S OBP: 0.383, SLG: 0.452 (8, PR) (9, 7)	1-3 1B							1-3 BB		0	0	0	0	0	0	0
Preston Wilson, R OBP: 0.320, SLG: 0.460 (1, 8)	2-3 K				4-0 CS BB		1-3 K		3-3 K	3	0	0	0	1	3	5
Mike Lowell, R OBP: 0.331, SLG: 0.477 (1, 5)	1-2 G5-3				3-2 G1-3		0-3 K		1-3 K	4	0	0	0	0	2	3
Derrek Lee, R OBP: 0.382, SLG: 0.530 (1, 3)		1-0 G5-3			3-2 G5-3		2-2 G6-3		2-2 1B	4	0	1	0	0	0	0
Andy Fox, L OBP: 0.288, SLG: 0.345 (1, 6)		1-0 F7			1-2 G6-3		1-0 1B		3-3 K	4	0	1	0	0	1	1
Ramon Castro, R OBP: 0.339, SLG: 0.261 (1, 2)		2-1 P4			2-2 1B		2-2 F7		0-2 P6	4	0	1	0	0	0	2
A.J. Burnett, R OBP: 0.450, SLG: 0.375 (8, 1)			2-1 F9			1-0 P4		1-1 G6-3		2	0	0	0	0	0	1
Armando Almanza, L Ricky Bones, R Mark Smith, R Manny Aybar, R Vic Darenbourg, L OBP: 0.286, SLG: 0.286 (8, PH) (9, 1) (9, 1)										0	0	0	0	0	0	0

Inning Stats	R: 0	H: 2	R: 0	H: 0	R: 0	H: 0	R: 0	H: 1	R: 0	H: 1	R: 0	H: 1	R: 0	H: 1	R: 0	H: 1	
	E: 1	LOB: 2	E: 0	LOB: 0	E: 0	LOB: 0	E: 0	LOB: 1	E: 0	LOB: 1	E: 0	LOB: 1	E: 0	LOB: 2	E: 0	LOB: 1	
	K: 1	BB: 0	K: 0	BB: 0	K: 2	BB: 0	K: 0	BB: 0	K: 1	BB: 0	K: 1	BB: 0	K: 1	BB: 1	K: 2	BB: 0	
	S: 10	P: 14	S: 4	P: 8	S: 8	P: 14	S: 10	P: 17	S: 9	P: 12	S: 11	P: 16	S: 11	P: 22	S: 14	P: 20	
	1B: 6	SF: 0	1B: 6	SF: 0	1B: 6	SF: 0	1B: 6	SF: 0	1B: 6	SF: 0	1B: 6	SF: 0	1B: 6	SF: 0	1B: 6	SF: 0	
	2B: 1	SAC: 0	2B: 1	SAC: 0	2B: 1	SAC: 0	2B: 1	SAC: 0	2B: 1	SAC: 0	2B: 1	SAC: 0	2B: 1	SAC: 0	2B: 1	SAC: 0	
	3B: 0	DP: 0	3B: 0	DP: 0	3B: 0	DP: 0	3B: 0	DP: 0	3B: 0	DP: 0	3B: 0	DP: 0	3B: 0	DP: 0	3B: 0	DP: 0	
	HR: 0	HBP: 0	HR: 0	HBP: 0	HR: 0	HBP: 0	HR: 0	HBP: 0	HR: 0	HBP: 0	HR: 0	HBP: 0	HR: 0	HBP: 0	HR: 0	HBP: 0	
	WP: 1	PA: 35	WP: 1	PA: 35	WP: 1	PA: 35	WP: 1	PA: 35	WP: 1	PA: 35	WP: 1	PA: 35	WP: 1	PA: 35	WP: 1	PA: 35	
	PB: 1		PB: 1		PB: 1		PB: 1		PB: 1		PB: 1		PB: 1		PB: 1		
	SB: 0		SB: 0		SB: 0		SB: 0		SB: 0		SB: 0		SB: 0		SB: 0		
	CS: 1		CS: 1		CS: 1		CS: 1		CS: 1		CS: 1		CS: 1		CS: 1		
	ERA: 3.1		ERA: 3.1		ERA: 3.1		ERA: 3.1		ERA: 3.1		ERA: 3.1		ERA: 3.1		ERA: 3.1		
	ERA: 3.83		ERA: 3.83		ERA: 3.83		ERA: 3.83		ERA: 3.83		ERA: 3.83		ERA: 3.83		ERA: 3.83		
	IP	WLS	BF	H	R	ER	SO	BB	IBB	HBP	BLK	WP	HR	S	P	ERA	WHIP
Adam Eaton, R ERA: 3.1 (1, 1)	8.0	W	31	6	0	0	6	2	0	0	0	1	0	69	117	0.00	1.000
Trevor Hoffman, R ERA: 3.83 (9, 1)	1.0	S	4	1	0	0	2	0	0	0	0	0	0	14	20	0.00	1.000


BOTTOM

San Diego Padres @ Florida Marlins
 Pro Player Stadium, Miami, FL

Fri Aug 11 2000, 7:05 PM EDT
 Att: 14,663 - Cloudy - 88 F

livebaseballscorecards.com

AB	33
R	0
H	7
RBI	0
BB	2
SO	8
LOB	14



Batter	1	2	3	4	5	6	7	8	9	10	AB R H RBI BB SO LOB	TOP										
Eric Owens, R OBP: 0.365, SLG: 0.405 (1, 7)	4-2 CS BB		1-0 G5-3			1-1 G1-6-3 1B		0-3 K		3-2 2B 1B	4 1 2 1 1 1 0											
Mike Darr, L OBP: 0.344, SLG: 0.483 (1, 9)	1-2 BB 1B		1-1 G1-3			2-2 G1-6-3		0-0 G6-3		3-2 BB 2B	5 0 2 1 0 0 1											
Ryan Klesko, L OBP: 0.400, SLG: 0.582 (1, 3)	0-0 F8		2-3 K			1-0 CS 1B		3-2 F8		4-0 BB IBB	4 0 1 0 1 1 1											
Phil Nevin, R OBP: 0.365, SLG: 0.548 (1, 5)	4-2 1-2 BB		1-2 F8			1-2 CS 1B	1-0 1B	3-2 BB 1B		4-1 1-2 2-3 BB	3 0 2 0 2 0 0											
Bret Boone, R OBP: 0.331, SLG: 0.436 (1, 4)	0-3 K		0-2 P4			0-2 G1-3	1-3 K	4-0 1-2 BB		3-2 F8	4 0 0 0 1 2 6											
Wiki Gonzalez, R OBP: 0.300, SLG: 0.335 (1, 2)			1-1 1B			0-2 G1-3	3-2 F8	1-2 P4			4 0 1 0 0 0 3											
Ruben Rivera, R OBP: 0.309, SLG: 0.439 (1, 8)			0-3 K			2-3 K	0-0 P3			2-2 G5-3	4 0 0 0 0 2 2											
Desi Relaford, S OBP: 0.361, SLG: 0.335 (1, 6)			1-0 F8			0-1 L3	0-0 P4			2-2 G4-3 1B 1B	4 1 1 0 0 0 1											
Matt Clement, R OBP: 0.167, SLG: 0.136 (1, 1)			1-1 G4-3			1-3 K	2-2 G2-3			2-2 G4-3	3 0 0 0 0 1 1											
Kevin Walker, L OBP: 0.250, SLG: 0.250 (9, 1)											0 0 0 0 0 0 0											
John Mabry, L OBP: 0.310, SLG: 0.342 (10, PH)											1 0 0 0 0 0 1											
Trevor Hoffman, R (10, 1)											0 0 0 0 0 0 0											
Inning Stats	R: 0 E: 0 K: 1 S: 10	H: 1 LOB: 2 BB: 2 P: 18	R: 0 E: 0 K: 1 S: 8	H: 1 LOB: 1 BB: 0 P: 11	R: 0 E: 0 K: 1 S: 7	H: 0 LOB: 0 BB: 0 P: 11	R: 0 E: 0 K: 2 S: 8	H: 0 LOB: 0 BB: 0 P: 11	R: 0 E: 0 K: 0 S: 8	H: 2 LOB: 0 BB: 0 P: 13	R: 0 E: 0 K: 1 S: 9	H: 1 LOB: 1 BB: 0 P: 14	R: 0 E: 0 K: 1 S: 7	H: 0 LOB: 0 BB: 0 P: 9	R: 0 E: 0 K: 0 S: 12	H: 1 LOB: 2 BB: 1 P: 23	R: 2 E: 0 K: 0 S: 27	H: 3 LOB: 3 BB: 2 P: 49	1B: 8 2B: 1 3B: 0 HR: 0	SF: 0 SAC: 0 DP: 1 HBP: 0	WP: 0 PB: 0 SB: 1 CS: 2	PA: 42
PITCHER	IP WLS BF H R ER SO BB IBB HBP BLK WP HR S P ERA WHIP																					
23 Chuck Smith, R ERA: 3.33 (1, 1)	8.0	28	5	0	0	7	2	0	0	0	0	0	0	68	99	0.00	0.875					
Dan Miceli, R ERA: 3.06 (9, 1)	1.0	5	1	0	0	0	1	0	0	0	0	0	0	12	23	0.00	2.000					
Antonio Alfonseca, R ERA: 4.25 (10, 1)	0.2	L 6	3	2	2	0	0	1	0	0	0	0	0	23	38	27.00	4.500					
Braden Looper, R ERA: 2.98 (10, 1)	0.1	2	0	0	0	0	1	0	0	0	0	0	0	4	11	0.00	3.000					

San Diego Padres @ Florida Marlins
Pro Player Stadium, Miami, FL

Sat Aug 12 2000, 7:05 PM EDT
Att: 16,926 - Cloudy - 73 F

livebaseballscores.com

AB 36
R 2
H 9
RBI 2
BB 5
SO 7
LOB 16



San Diego Padres @ Florida Marlins
Pro Player Stadium, Miami, FL

Sat Aug 12 2000, 7:05 PM EDT
Att. 16,926 - Cloudy - 73 F

livebaseballscorecards.com



WP: 0 PA: 38
PB: 0
SB: 1
CS: 0

AB 33
R 1
H 5
RBI 1
BB 4
SO 6
LOB 13

AB R H RBI BB SO LOB

5	0	0	0	0	0	3
5	0	1	0	0	2	2
3	0	1	0	1	0	1
0	0	0	0	0	0	0
0	0	0	0	0	0	0
0	0	0	0	0	0	0
4	0	1	0	0	2	2
3	0	0	0	1	0	1
4	1	1	0	0	0	3
3	0	0	0	1	1	0
2	0	0	0	0	0	0
0	0	0	0	1	0	0
1	0	1	0	0	0	0
2	0	0	0	0	1	0
1	0	0	0	0	0	1
0	0	0	0	0	0	0
0	0	0	1	0	0	0

Batter	1	2	3	4	5	6	7	8	9	10
Luis Castillo, S OBP: 0.437, SLG: 0.413 (1, 4)	G6-3			G4-3		G1-3		G1-6-4-3		FC1-2
Mark Kotsay, L OBP: 0.333, SLG: 0.443 (1, 9)	F8			BB 1B 1B		G3			K	K
Henry Rodriguez, L OBP: 0.311, SLG: 0.498 (1, 7)	G3			L8		L8				
Jesus Sanchez, L OBP: 0.220, SLG: 0.220 (9, PR)										
Antonio Alfonseca, R OBP: 0.220, SLG: 0.220 (10, 1)										
Braden Loper, R OBP: 0.220, SLG: 0.220 (10, 1)										
Preston Wilson, R OBP: 0.320, SLG: 0.458 (1, 8)										
Mike Lowell, R OBP: 0.330, SLG: 0.473 (1, 5)										
Derrek Lee, R OBP: 0.381, SLG: 0.529 (1, 3)										
Dave Berg, R OBP: 0.349, SLG: 0.331 (1, 6)										
Ramon Castro, R OBP: 0.328, SLG: 0.250 (1, 2)										
Andy Fox, L OBP: 0.292, SLG: 0.345 (8, PH)										
Mike Redmond, R OBP: 0.348, SLG: 0.335 (9, 2)										
23 Chuck Smith, R OBP: 0.105, SLG: 0.105 (1, 1)										
38 Reid Cornelius, R OBP: 0.087, SLG: 0.130 (8, PH)										
Dan Miceli, R OBP: 0.087, SLG: 0.130 (9, 1)										
Mark Smith, R OBP: 0.331, SLG: 0.413 (10, 7)										

Inning Stats	R: 0	H: 0	E: 0	K: 0	S: 4	R: 0	H: 0	E: 0	K: 1	S: 8	R: 0	H: 0	E: 0	K: 0	S: 4	R: 0	H: 2	E: 0	K: 0	S: 12	R: 0	H: 0	E: 0	K: 1	S: 8	R: 0	H: 0	E: 0	K: 1	S: 9	R: 0	H: 0	E: 0	K: 0	S: 5	R: 0	H: 1	E: 0	K: 1	S: 10	R: 1	H: 2	E: 0	K: 1	S: 23	R: 0	H: 2	E: 0	K: 1	S: 34	1B: 4	SF: 1	2B: 1	3B: 0	HR: 0
--------------	------	------	------	------	------	------	------	------	------	------	------	------	------	------	------	------	------	------	------	-------	------	------	------	------	------	------	------	------	------	------	------	------	------	------	------	------	------	------	------	-------	------	------	------	------	-------	------	------	------	------	-------	-------	-------	-------	-------	-------

PITCHER	IP	WLS	BF	H	R	ER	SO	BB	IBB	HBP	BLK	WP	HR	S	P	ERA	WHIP
Matt Clement, R ERA: 5.03 (1, 1)	8.0		28	2	0	0	4	3	0	0	0	0	0	62	103	0.00	0.625
Kevin Walker, L ERA: 4.38 (9, 1)	1.0	W	4	1	0	0	1	0	0	0	0	0	0	10	17	0.00	1.000
Trevor Hoffman, R ERA: 3.93 (10, 1)	1.0	S	6	2	1	1	1	1	0	0	0	0	0	23	34	9.00	3.000

PITCHER	IP	WLS	BF	H	R	ER	SO	BB	IBB	HBP	BLK	WP	HR	S	P	ERA	WHIP
---------	----	-----	----	---	---	----	----	----	-----	-----	-----	----	----	---	---	-----	------

Batter	1	2	3	4	5	6	7	8	9	AB R H RBI BB SO LOB	TOP																
Eric Owens, R OBP: 0.364, SLG: 0.403 (1, 7)	2-0 F2	2-2 FC6-4			0-2 G3			1-1 FC1-2 1B	0-0 G3	5 1 1 0 0 0 1																	
Mike Darr, L OBP: 0.338, SLG: 0.459 (1, 8) (8, 9)	4-2 CS BB		2-3 K		0-0 G4-3			1-1 L4		3 0 0 0 1 1 2																	
Ryan Klesko, L OBP: 0.400, SLG: 0.586 (1, 3)	4-0 1-2 BB		1-3 K			2-0 FC4-2 3B		2-1 FC1-2 1B		3 1 1 0 1 1 2																	
Phil Nevin, R OBP: 0.366, SLG: 0.545 (1, 5)	0-0 P6		4-1 BB		1-2 G3			4-0 1B HR IBB		2 1 0 0 2 0 2																	
Bret Boone, R OBP: 0.333, SLG: 0.439 (1, 4)		2-1 2B	1-3 K		3-2 FC4-2			2-2 1B HR		4 2 2 2 0 1 2																	
John Mabry, L OBP: 0.315, SLG: 0.381 (1, 9)		0-1 G1 1B 2B		0-3 K		1-2 G4-3		1-2 1B HR		4 2 2 4 0 1 0																	
Heathcliff Slocumb, R (8, 1)										0 0 0 0 0 0 0																	
Carlos Almanzar, R (9, 1)										0 0 0 0 0 0 0																	
Donne Wall, R (9, 1)										0 0 0 0 0 0 0																	
Trevor Hoffman, R (9, 1)										0 0 0 0 0 0 0																	
Wiki Gonzalez, R OBP: 0.294, SLG: 0.328 (1, 2)		1-0 G1		0-3 K		0-1 F9		1-2 G6-3		4 0 0 0 0 1 1																	
Damian Jackson, R OBP: 0.340, SLG: 0.352 (1, 6)		3-0 F7		2-3 K		1-2 G6-3				3 0 0 0 0 1 1																	
Kevin Walker, L OBP: 0.250, SLG: 0.250 (7, 1)										0 0 0 0 0 0 0																	
Ruben Rivera, R OBP: 0.308, SLG: 0.438 (8, 8)										1 0 0 0 0 1 0																	
Brian Tollberg, R OBP: 0.105, SLG: 0.105 (1, 1)		2-2 FC6-4 1B		0-1 G4-3				3-2 1B FC1-2 2B		2 0 1 1 0 0 0																	
Desi Relaford, S OBP: 0.362, SLG: 0.339 (7, 6)										2 0 1 0 0 1 0																	
Inning Stats	R: 0 E: 0 K: 0 S: 4	H: 0 LOB: 1 BB: 2 P: 14	R: 2 E: 0 K: 0 S: 13	H: 3 LOB: 1 BB: 0 P: 23	R: 0 E: 0 K: 3 S: 14	H: 0 LOB: 1 BB: 1 P: 22	R: 0 E: 0 K: 3 S: 9	H: 0 LOB: 0 BB: 0 P: 11	R: 0 E: 0 K: 0 S: 6	H: 0 LOB: 0 BB: 0 P: 6	R: 0 E: 0 K: 0 S: 8	H: 1 LOB: 0 BB: 0 P: 14	R: 0 E: 0 K: 0 S: 8	H: 0 LOB: 0 BB: 0 P: 10	R: 5 E: 0 K: 0 S: 19	H: 4 LOB: 0 BB: 1 P: 34	R: 0 E: 0 K: 2 S: 7	H: 0 LOB: 0 BB: 0 P: 11	1B: 3 2B: 4 3B: 1 HR: 1	SF: 0 SAC: 0 DP: 1 HBP: 0	WP: 0 PB: 0 SB: 0 CS: 1	PA: 37					
PITCHER	IP	WLS	BF	H	R	ER	SO	BB	IBB	HBP	BLK	WP	HR	S	P	ERA	WHIP										
38 Reid Cornelius, R ERA: 4.01 (1, 1)	7.0		26	4	2	2	6	3	0	0	0	0	0	62	100	2.57	1.000										
Armando Almanza, L ERA: 2.52 (8, 1)	0.2	L	5	2	3	3	0	0	1	0	0	0	0	9	20	40.50	3.000										
Braden Looper, R ERA: 3.29 (8, 1)	0.1		3	2	2	2	0	0	0	0	0	0	1	10	14	54.00	6.000										
Vic Darenbourg, L ERA: 4.41 (9, 1)	1.0		3	0	0	0	2	0	0	0	0	0	0	7	11	0.00	0.000										

San Diego Padres @ Florida Marlins
Pro Player Stadium, Miami, FL
 Sun Aug 13 2000, 4:05 PM EDT
 Att. 11,496 - Sunny - 90 F

livebaseballscorecards.com

AB	33
R	7
H	8
RBI	7
BB	4
SO	8
LOB	11



BOTTOM

San Diego Padres @ Florida Marlins
Pro Player Stadium, Miami, FL

Sun Aug 13 2000, 4:05 PM EDT
Att: 11,496 - Sunny - 90 F

livebaseballscorecards.com

AB	36
R	3
H	11
RBI	3
BB	2
SO	6
LOB	20



WP	0	PA	38
PB	0		
SB	1		
CS	0		

AB R H RBI BB SO LOB

5	1	2	0	0	1	3
5	1	1	1	0	1	5
3	0	1	0	1	2	0
4	0	1	1	0	1	1
4	0	0	0	0	0	3
4	1	2	1	0	0	1
3	0	2	0	1	0	0
4	0	1	0	0	0	3
0	0	0	0	0	0	0
2	0	1	0	0	1	0
1	0	0	0	0	0	2
0	0	0	0	0	0	0
0	0	0	0	0	0	0
0	0	0	0	0	0	0
1	0	0	0	0	0	2

Batter	1	2	3	4	5	6	7	8	9
Luis Castillo, S (1, 4) OBP: 0.437, SLG: 0.412	0-2 E S G4-3 1B		2-2 G6-3		2-3 K		0-0 1-2 2-3 1B		3-2 FC4-6 1-2f 2-3
Mark Kotsay, L (1, 9) OBP: 0.332, SLG: 0.440	3-1 G4-3 1-H			0-0 1B 1B 1B		1-2 F9	2-3 K		2-0 G1-3
Henry Rodriguez, L (1, 7) OBP: 0.313, SLG: 0.497	0-3 K			1-2 G6-4-3 1-3 1B 1B		4-0 G1-3 BB		2-3 K	
Preston Wilson, R (1, 8) OBP: 0.319, SLG: 0.456	3-3 K			0-0 G6-4-3 1-2 3-H 1B		0-0 G1-3 1-2		0-1 F9	
Mike Lowell, R (1, 5) OBP: 0.327, SLG: 0.468		0-1 G4-3		0-0 G6-4-3 1-2f 2-3		1-2 F9		2-2 F7	
Derrek Lee, R (1, 3) OBP: 0.382, SLG: 0.541		2-1 G3-1		2-1 F9			2-1 1B 2B		1-1 HR
Andy Fox, L (1, 6) OBP: 0.301, SLG: 0.350		2-0 F7			2-2 L6 1B		4-1 1B BB		1-2 FC4-6 1B 1B
Mike Redmond, R (1, 2) OBP: 0.346, SLG: 0.333			1-2 G1-3		0-0 L6		1-0 F5		1-0 FC4-6 1B
Chris Clapinski, S (9, PR) OBP: 0.383, SLG: 0.452					1-2 K				1-2 1B
38 Reid Cornelius, R (1, 1) OBP: 0.130, SLG: 0.160					0-0 1B		0-1 F7		0-0 F8
Kevin Millar, R (7, PH) OBP: 0.388, SLG: 0.515									
Armando Almanza, L (8, 1) OBP: 0.383, SLG: 0.452									
Braden Looper, R (8, 1) OBP: 0.383, SLG: 0.452									
Vic Darenbourg, L (9, 1) OBP: 0.286, SLG: 0.296									
Mark Smith, R (9, PH) OBP: 0.329, SLG: 0.409									

Inning Stats	R	H	E	K	S	R	H	E	K	S	R	H	E	K	S	R	H	E	K	S	R	H	E	K	S	R	H	E	K	S	R	H	E	K	S	R	H	E	K	S	R	H	E	K	S	1B	2B	3B	HR	SF	SAC	DP	HBP
	1	1	0	2	11	0	0	0	1	9	1	3	0	1	11	0	2	0	1	13	0	0	0	1	16	0	2	0	1	19	0	0	0	1	14	1	3	0	1	19	0	0	0	0	0	9	2	0	1	0	0	2	0

PITCHER	IP	WLS	BF	H	R	ER	SO	BB	IBB	HBP	BLK	WP	HR	S	P	ERA	WHIP
Brian Tollberg, R (1, 1) ERA: 3.51	6.2		28	8	2	1	4	2	0	0	0	0	0	59	92	1.35	1.500
Kevin Walker, L (7, 1) ERA: 4.32	0.2	W	2	0	0	0	2	0	0	0	0	0	0	7	11	0.00	0.000
Heathcliff Stocumb, R (8, 1) ERA: 5.4	0.2		2	0	0	0	0	0	0	0	0	0	0	6	8	0.00	0.000
Carlos Almanzar, R (9, 1) ERA: 4.69	0.0		3	3	1	1	0	0	0	0	0	0	1	6	9	∞	∞
Donne Wall, R (9, 1) ERA: 3.57	0.2	H	2	0	0	0	0	0	0	0	0	0	0	4	7	0.00	0.000

PITCHER	IP	WLS	BF	H	R	ER	SO	BB	IBB	HBP	BLK	WP	HR	S	P	ERA	WHIP
Trevor Hoffman, R (9, 1) ERA: 3.91	0.1		1	0	0	0	0	0	0	0	0	0	0	0	0	0.00	0.000

Batter	1	2	3	4	5	6	7	8	9	AB R H RBI BB SO LOB	TOP		
Eric Owens, R (1, 7) OBP: 0.365, SLG: 0.404 John Mabry, L (9, PH) OBP: 0.313, SLG: 0.381	1-2 G4-3		2-1 1B		1-2 G6-3			0-0 BB BB 1B	0-2 SF9	4 0 2 0 0 0 0 0 0 0 1 0 0 0			
Ruben Rivera, R (1, 8) OBP: 0.305, SLG: 0.432 29 Kory DeHaan, L (9, PH) OBP: 0.244, SLG: 0.309	3-3 K		1-3 K			1-3 K		1-3 K	0-3 K	4 0 0 0 0 4 2 1 0 0 0 0 1 1			
Ryan Klesko, L (1, 3)	0-0 G5-3		2-3 K			2-2 G3-1		4-2 BB 1-2 BB		3 0 0 0 1 1 1			
Phil Nevin, R (1, 5) OBP: 0.367, SLG: 0.551 Heathcliff Slocumb, R (8, 1)		1-0 HR		2-1 G4-3		2-0 1B		1-0 F8		4 1 2 1 0 0 2 0 0 0 0 0 0 0			
Bret Boone, R (1, 4) OBP: 0.331, SLG: 0.436 Todd Erdos, R (6, 1) Dave Magadan, L (8, PH) OBP: 0.371, SLG: 0.345		0-1 L7		3-2 F7		1-3 K		4-2 1-2 2-3 BB		3 0 0 0 0 1 1 0 0 0 0 0 0 0 0 0 0 0 1 0 0			
Wiki Gonzalez, R (1, 2) OBP: 0.300, SLG: 0.330 George Williams, S (7, 2)		2-1 FC4-6 1B		4-2 BB			2-0 G4-3	0-0 F8		2 0 1 0 1 0 0 1 0 0 0 0 0 3			
Mike Darr, L (1, 9) OBP: 0.347, SLG: 0.484		2-2 FC4-6 1-2f		3-2 G6-3			1-1 3B		4-2 FC6-4 BB SF9 BB	3 1 1 0 1 0 2	AB 32 R 2 H 6 RBI 2 BB 5 SO 8 LOB 17		
Desi Relaford, S (1, 6) OBP: 0.361, SLG: 0.336		1-1 F8		1-2 F8			2-1 L6		4-2 FC6-4 BB 1-2	3 0 0 0 1 0 2			
Jay Witasick, R (1, 1) Damian Jackson, R (6, 4) OBP: 0.338, SLG: 0.349			2-3 K		0-1 F8		0-0 P3		2-2 FC6-4 1-2f 2-3	2 0 0 0 0 1 0 2 0 0 0 0 0 3			
Inning Stats	R: 0 E: 0 K: 1 S: 7 H: 0 LOB: 0 BB: 0 P: 11	R: 1 E: 0 K: 0 S: 11 H: 2 LOB: 1 BB: 0 P: 17	R: 0 E: 0 K: 3 S: 12 H: 1 LOB: 1 BB: 0 P: 19	R: 0 E: 0 K: 0 S: 11 H: 0 LOB: 1 BB: 1 P: 23	R: 0 E: 0 K: 0 S: 10 H: 0 LOB: 0 BB: 0 P: 12	R: 0 E: 0 K: 2 S: 10 H: 1 LOB: 1 BB: 0 P: 16	R: 0 E: 0 K: 0 S: 6 H: 1 LOB: 1 BB: 0 P: 11	R: 0 E: 0 K: 1 S: 11 H: 1 LOB: 3 BB: 2 P: 21	R: 1 E: 0 K: 1 S: 13 H: 0 LOB: 1 BB: 2 P: 23	1B: 4 2B: 0 3B: 1 HR: 1 SF: 1 SAC: 0 DP: 0 HBP: 0	WP: 0 PB: 0 SB: 0 CS: 0 PA: 38		
PITCHER	IP WLS BF H R ER SO BB IBB HBP BLK WP HR S P ERA WHIP											PITCHER	IP WLS BF H R ER SO BB IBB HBP BLK WP HR S P ERA WHIP
Tom Glavine, L (1, 1) ERA: 3.76	7.0 W 27 5 1 1 6 1 0 0 0 0 1 67 109 1.29 0.857												
Scott Kamieniecki, R (8, 1) ERA: 4.73	1.0 6 1 0 0 1 2 0 0 0 0 0 0 11 21 0.00 3.000												
Stan Belinda, R (9, 1) ERA: 7.13	1.0 5 0 1 1 1 2 0 0 0 0 0 0 13 23 9.00 2.000												

San Diego Padres @ Atlanta Braves
Turner Field, Atlanta, GA
Mon Aug 14 2000, 7:40 PM EDT
Att. 31,316 - Sunny - 84 F

livebaseballscorecards.com



BOTTOM

San Diego Padres @ Atlanta Braves
Turner Field, Atlanta, GA
Mon Aug 14 2000, 7:40 PM EDT
Att. 31,316 - Sunny - 84 F

livebaseballscorecards.com

AB 37
R 9
H 14
RBI 9
BB 5
SO 3
LOB 23



WP: 1 PA: 42
PB: 0
SB: 2
CS: 0

AB R H RBI BB SO LOB

4 2 1 0 1 0 2

4 1 2 0 1 0 3

4 2 4 1 1 0 0

5 0 1 1 0 0 7

4 1 2 2 0 1 3
0 0 0 0 0 0 0
1 0 1 1 0 0 0
0 0 0 0 0 0 0

4 2 1 0 1 1 4

3 1 1 3 1 0 1

4 0 1 1 0 0 1

3 0 0 0 0 1 2

1 0 0 0 0 0 0

1B: 10 SF: 0
2B: 3 SAC: 0
3B: 0 DP: 1
HR: 1 HBP: 0

Batter	1	2	3	4	5	6	7	8	9		
Rafael Furcal, S OBP: 0.405, SLG: 0.383 (1, 6)	0-0 G1-3	2-2 FC4			2-1 G6-3	4-2 BB 10 1B BB		0-0 BB 10 1B 1B			
Andruw Jones, R OBP: 0.375, SLG: 0.532 (1, 8)	0-2 S 10 1B 1B	0-1 G6-3			1-2 G4-3 2B	4-2 BB 10 1B BB		0-1 F9			
10 Chipper Jones, S OBP: 0.402, SLG: 0.570 (1, 5)	0-0 S 1-2 1B		2-0		4-0 G4-3 2B IBB	0-1 G6-4-3 1B		1-2 BB 1B 1B			
B.J. Surhoff, L OBP: 0.337, SLG: 0.453 (1, 7)	2-2 F7		1-2 G6-3		1-2 G4-3	3-1 G6-4-3		0-1 BB 1B 1B			
Andres Galarraga, R OBP: 0.366, SLG: 0.540 (1, 3) Scott Kamieniecki, R (8, 1) Bobby Bonilla, S (8, PH) Stan Belinda, R (9, 1)	3-2 F9		0-3 K		3-0 WP HR 2B		0-1	1-0 BB 1B 1B			
Brian Jordan, R OBP: 0.330, SLG: 0.455 (1, 9)		0-0 BB 1B 1B	0-0 G6-3		4-1 HR BB		3-1 F8	1-3 K2-3			
Javy Lopez, R OBP: 0.339, SLG: 0.497 (1, 2)		4-1 FC5 1B 1-2 BB		1-1 L6	1-1 HR		1-1 P5				
Keith Lockhart, L OBP: 0.316, SLG: 0.374 (1, 4)		1-0 FC4 FC5 1-2 BB 2-H 1B		0-1 G6-3	0-1 G4-3		1-0 F8				
Tom Glavine, L OBP: 0.222, SLG: 0.180 (1, 1) Wally Joyner, L (8, 3)		0-0 FC5 FC4 1-2 BB 2-3f		2-3 K		0-0 G6-3		2-1 F7			
Inning Stats	R: 0 H: 2 E: 0 LOB: 2 K: 0 BB: 0 S: 14 P: 19	R: 1 H: 2 E: 0 LOB: 2 K: 0 BB: 1 S: 11 P: 18	R: 0 H: 1 E: 0 LOB: 1 K: 1 BB: 0 S: 10 P: 13	R: 0 H: 0 E: 0 LOB: 0 K: 1 BB: 0 S: 8 P: 11	R: 5 H: 3 E: 0 LOB: 0 K: 0 BB: 2 S: 15 P: 31	R: 1 H: 1 E: 0 LOB: 1 K: 0 BB: 2 S: 11 P: 22	R: 0 H: 1 E: 0 LOB: 1 K: 0 BB: 0 S: 7 P: 12	R: 2 H: 4 E: 0 LOB: 2 K: 1 BB: 0 S: 14 P: 19			
PITCHER	IP WLS BF H R ER SO BB IBB HBP BLK WP HR S P ERA WHIP										
Jay Witasick, R (1, 1) ERA: 6.16	5.1 L 29 8 7 7 2 4 1 0 0 1 1 65 107 11.81 2.250										
Todd Erdos, R (6, 1) ERA: 5.65	1.2 6 2 0 0 0 0 0 0 0 0 0 11 19 0.00 1.200										
Heathcliff Slocumb, R (8, 1) ERA: 5.63	1.0 7 4 2 2 1 0 0 0 0 0 0 14 19 18.00 4.000										

Batter	1	2	3	4	5	6	7	8	9	AB R H RBI BB SO LOB	TOP																
Eric Owens, R (1, 7) OBP: 0.365, SLG: 0.404	2-1 G4-3 2B	3-2 F8			0-0 G3		4-1 G6-4-3 BB		3-1 F8	4 0 1 0 1 0 4																	
Mike Darr, L (1, 8) OBP: 0.342, SLG: 0.463	0-0 G4-3		1-3 K		4-1 BB BB		0-0 G6-4-3			3 0 0 0 1 1 2																	
Ryan Klesko, L (1, 3) OBP: 0.398, SLG: 0.576	1-1 F8		0-0 F9		4-1 BB		1-1 G4-3			3 0 0 0 1 0 1																	
Phil Nevin, R (1, 5) OBP: 0.368, SLG: 0.550	4-1 BB		0-1 F9		1-3 K			0-1 G6-4-3 1B		3 0 1 0 1 1 3																	
Bret Boone, R (1, 4) OBP: 0.328, SLG: 0.432	0-3 K			1-0 L5		2-1 F8		0-2 G6-4-3		4 0 0 0 0 1 3																	
John Mabry, L (1, 9)				1-1 G4-3		1-1 HR		0-3 K		4 1 2 1 0 1 0																	
Wiki Gonzalez, R (1, 2) OBP: 0.289, SLG: 0.328				3-1 G6-3		2-0 G6-3			3-2 G6-3	4 0 1 0 0 0 0																	
Damian Jackson, R (1, 6) OBP: 0.342, SLG: 0.356				1-0 F5		2-0 G3 2B			4-1 WP DI BB	3 0 2 0 1 0 2																	
Woody Williams, R (1, 1) OBP: 0.341, SLG: 0.500				0-1 SH5-4		1-3 K			0-3 K	2 0 0 0 0 2 2																	
Joe Vitiello, R (9, PH) OBP: 0.303, SLG: 0.567				1-2 2-3		1-3 K			1-2 K	1 0 0 0 0 1 1																	
Inning Stats	R: 0 E: 0 K: 1 S: 9	H: 1 LOB: 2 BB: 1 P: 16	R: 0 E: 0 K: 0 S: 13	H: 2 LOB: 2 BB: 0 P: 18	R: 0 E: 0 K: 1 S: 6	H: 0 LOB: 0 BB: 0 P: 7	R: 0 E: 0 K: 0 S: 5	H: 0 LOB: 0 BB: 0 P: 10	R: 0 E: 0 K: 2 S: 10	H: 1 LOB: 3 BB: 2 P: 22	R: 1 E: 0 K: 1 S: 10	H: 2 LOB: 1 BB: 0 P: 16	R: 0 E: 0 K: 0 S: 4	H: 0 LOB: 0 BB: 1 P: 9	R: 0 E: 0 K: 1 S: 8	H: 1 LOB: 0 BB: 0 P: 8	R: 0 E: 0 K: 1 S: 9	H: 0 LOB: 1 BB: 1 P: 19	1B: 4 2B: 2 3B: 0 HR: 1	SF: 0 SAC: 1 DP: 2 HBP: 0	WP: 1 PB: 0 SB: 0 CS: 0	PA: 37					
PITCHER	IP WLS BF H R ER SO BB IBB HBP BLK WP HR S P ERA WHIP																										
John Burkett, R (1, 1) ERA: 4.77	6.0		27	6	1	1	5	3	0	0	0	0	1	53	89	1.50	1.500										
Mike Remlinger, L (7, 1) ERA: 2.7	2.0	W	6	1	0	0	1	1	0	0	0	0	0	12	17	0.00	1.000										
John Rocker, L (9, 1) ERA: 3.72	1.0	S	4	0	0	0	1	1	0	0	0	1	0	9	19	0.00	1.000										

San Diego Padres @ Atlanta Braves
 Turner Field, Atlanta, GA
 Tue Aug 15 2000, 7:40 PM EDT
 Att. 33,543 - Sunny - 88 F

livebaseballscorecards.com

AB	31
R	1
H	7
RBI	1
BB	5
SO	7
LOB	18



Batter	1	2	3	4	5	6	7	8	9	AB R H RBI BB SO LOB	TOP											
Eric Owens, R OBP: 0.361, SLG: 0.400 (1, 7) (8, 9)	1-3 		2-0 F9 			2-2 G4-3 		1-3 K 	0-1 G4-3 	5 0 0 0 0 2 2												
Mike Darr, L OBP: 0.342, SLG: 0.449 Joe Vitiello, R OBP: 0.324, SLG: 0.581 Woody Williams, R OBP: 0.341, SLG: 0.500 29 Kory DeHaan, L OBP: 0.244, SLG: 0.309	2-3 			0-3 K 		4-2 		1-1 		2 0 0 0 1 2 0 1 0 1 0 0 0 0 0 1 0 0 0 0 0 0 0 0 0 0 0 0												
Ryan Klesko, L OBP: 0.396, SLG: 0.575 (1, 3)	1-0 F9 			0-1 E6 G4-3 		1-0 F7 		1-2 		4 0 1 0 0 0 1												
Phil Nevin, R OBP: 0.367, SLG: 0.546 (1, 5)		0-1 P4 		1-0 G4-3 			0-0 G1-3 	4-0 		3 0 0 0 1 0 1												
John Mabry, L OBP: 0.319, SLG: 0.408 Desi Relaford, S OBP: 0.363, SLG: 0.336 (8, 6)		1-3 K 		1-1 F8 			0-1 	4-2 		3 0 1 0 0 1 1 0 0 0 1 1 0 0												
Bret Boone, R OBP: 0.325, SLG: 0.428 (1, 4)		1-3 			3-3 K 		1-3 K 	0-1 F7 		4 0 0 0 0 3 4												
Wiki Gonzalez, R OBP: 0.298, SLG: 0.332 (1, 2)			2-1 G6-3 		3-1 L8 		2-1 		2-3 K2-3 	4 0 1 0 0 1 0												
Damian Jackson, R OBP: 0.339, SLG: 0.351 (8, 7)			1-3 		0-2 F7 		2-0 F7 		2-2 P6 	4 0 0 0 0 1 2												
Adam Eaton, R OBP: 0.419, SLG: 0.346 George Williams, S OBP: 0.394, SLG: 0.431 Ruben Rivera, R OBP: 0.299, SLG: 0.259 Kevin Walker, L OBP: 0.259, SLG: 0.259 Heathcliff Slocumb, R OBP: 0.377, SLG: 0.345			2-2 			1-3 K 		2-2 L7 	4-2 	2 0 1 0 0 1 0 0 0 0 0 0 0 0 1 0 1 0 0												
Inning Stats	R: 0 E: 0 K: 2 S: 7	H: 0 LOB: 0 BB: 0 P: 11	R: 0 E: 0 K: 2 S: 8	H: 0 LOB: 0 BB: 0 P: 10	R: 0 E: 0 K: 1 S: 9	H: 1 LOB: 1 BB: 0 P: 16	R: 0 E: 1 K: 1 S: 8	H: 0 LOB: 1 BB: 0 P: 10	R: 0 E: 0 K: 1 S: 10	H: 0 LOB: 0 BB: 0 P: 16	R: 0 E: 0 K: 1 S: 10	H: 0 LOB: 1 BB: 1 P: 18	R: 0 E: 0 K: 1 S: 10	H: 2 LOB: 2 BB: 0 P: 15	R: 1 E: 0 K: 1 S: 16	H: 2 LOB: 3 BB: 2 P: 29	R: 0 E: 0 K: 1 S: 10	H: 0 LOB: 1 BB: 1 P: 18	1B: 3 2B: 2 3B: 0 HR: 0	SF: 0 SAC: 0 DP: 0 HBP: 0	WP: 0 PB: 0 SB: 0 CS: 0	PA: 37
PITCHER	IP WLS BF H R ER SO BB IBB HBP BLK WP HR S P ERA WHIP																					
Kevin Millwood, R ERA: 4.75 Kerry Ligtenberg, R ERA: 3.23 Terry Mulholland, L ERA: 5.55 Scott Kamieniecki, R ERA: 4.7 John Rocker, L ERA: 3.62	(1, 1) (7, 1) (8, 1) (8, 1) (9, 1)	6.0 1.0 0.2 0.1 1.0	WLS H B W S	21 5 6 1 4	H R 2 0 0	R 0 1 0 0	ER 0 0 0 0	SO 1 0 1 0 1	BB 1 0 1 0 1	IBB 0 0 1 0 0	HBP 0 0 0 0 0	BLK 0 0 0 0 0	WP 0 0 0 0 0	HR 0 0 0 0 0	S 52 10 14 2 10	P 81 15 27 2 18	ERA 0.00 0.00 13.50 0.00 0.00	WHIP 0.333 2.000 4.500 0.000 1.000				

San Diego Padres @ Atlanta Braves
Turner Field, Atlanta, GA
Wed Aug 16 2000, 1:10 PM EDT
Att. 31,650 - Sunny - 97 F

livebaseballscorecards.com

AB	33
R	1
H	5
RBI	1
BB	4
SO	11
LOB	11



Batter	1	2	3	4	5	6	7	8	9	AB	R	H	RBI	BB	SO	LOB
Rafael Furcal, S OBP: 0.398, SLG: 0.374 (1, 6)	1-2 G6-3		2-1 L5			0-1 G4-3		3-2 B H 2B HBP		3	1	0	0	0	0	0
Andruw Jones, R OBP: 0.375, SLG: 0.533 (1, 8)	0-0 P3		2-0 G6-3			1-0 F8		0-0 HBP 1-H HBP 2B		4	1	1	1	0	0	0
10 Chipper Jones, S OBP: 0.402, SLG: 0.564 (1, 5)	1-1 G6-3			1-0 G6-3		1-2 1B		4-0 HBP HBP SF7 IBB		3	1	1	0	1	0	0
B.J. Surhoff, L OBP: 0.340, SLG: 0.449 (1, 7)		4-0 FC4-6 BB BB		3-2 G6-3		2-2 L6		2-1 HBP 1-2 2-3 HBP		2	0	0	0	1	0	1
Andres Galarraga, R OBP: 0.373, SLG: 0.557 (1, 3)		4-2 FC4-6 BB 1-2		1-2 HR			2-3 K	1-1 HBP 1-2 2-3 3-H HBP		2	1	1	2	1	1	0
Brian Jordan, R OBP: 0.326, SLG: 0.449 (1, 9)		1-1 P6		2-0 G6-3			1-1 G1-3	1-2 SF7		3	0	0	1	0	0	2
John Rocker, R (9, 1)										0	0	0	0	0	0	0
Keith Lockhart, L OBP: 0.318, SLG: 0.376 (1, 4)		2-2 FC4-6 S 1-2f 2-3			0-0 G6-4-3 1B		0-2 2B	0-0 F7		4	0	2	0	0	0	4
Paul Bako, L OBP: 0.318, SLG: 0.301 (1, 2)		0-3 K			2-2 G6-4-3 1-2f		0-0 G4-3			3	0	0	0	0	1	4
Kevin Millwood, R OBP: 0.111, SLG: 0.134 (1, 1)			1-2 G6-3			0-0 F7		0-1 G1-3		2	0	0	0	0	0	0
Kerry Ligtenberg, R (7, 1)										0	0	0	0	0	0	0
Terry Mulholland, R OBP: 0.250, SLG: 0.333 (8, 1)										0	0	0	0	0	0	0
Scott Kamieniecki, R (8, 1)										0	0	0	0	0	0	0
Reggie Sanders, R OBP: 0.260, SLG: 0.310 (8, PH) (9, 9)										1	0	0	0	0	0	0

Inning Stats		R: 0	H: 0	E: 0	LOB: 0	K: 0	BB: 0	S: 6	P: 8	R: 0	H: 0	E: 0	LOB: 2	K: 1	BB: 2	S: 14	P: 25	R: 0	H: 0	E: 0	LOB: 0	K: 0	BB: 0	S: 6	P: 11	R: 1	H: 1	E: 0	LOB: 0	K: 0	BB: 0	S: 11	P: 18	R: 0	H: 1	E: 0	LOB: 0	K: 0	BB: 0	S: 6	P: 8	R: 0	H: 1	E: 0	LOB: 1	K: 1	BB: 0	S: 10	P: 14	R: 0	H: 1	E: 0	LOB: 1	K: 1	BB: 0	S: 10	P: 13	R: 3	H: 1	E: 0	LOB: 2	K: 0	BB: 1	S: 17	P: 28
PITCHER	IP	WLS	BF	H	R	ER	SO	BB	IBB	HBP	BLK	WP	HR	S	P	ERA	WHIP																																																
Adam Eaton, R ERA: 2.97 (1, 1)	7.0		26	4	1	1	2	2	0	0	0	0	1	63	97	1.29	0.857																																																
Kevin Walker, L ERA: 4.83 (8, 1)	0.1	L	5	1	3	3	0	0	1	2	0	0	0	12	21	81.00	3.000																																																
Heathcliff Slocumb, R ERA: 5.56 (8, 1)	0.2		3	0	0	0	0	0	0	1	0	0	0	5	7	0.00	0.000																																																


BOTTOM

San Diego Padres @ Atlanta Braves
Turner Field, Atlanta, GA

Wed Aug 16 2000, 1:10 PM EDT
Att: 31,650 - Sunny - 97 F

AB	27
R	4
H	5
RBI	4
BB	3
SO	2
LOB	11

WP: 0 PA: 34
PB: 0
SB: 1
CS: 0



Inning Stats		R: 0	H: 0	E: 0	LOB: 0	K: 0	BB: 0	S: 6	P: 8	R: 0	H: 0	E: 0	LOB: 2	K: 1	BB: 2	S: 14	P: 25	R: 0	H: 0	E: 0	LOB: 0	K: 0	BB: 0	S: 6	P: 11	R: 1	H: 1	E: 0	LOB: 0	K: 0	BB: 0	S: 11	P: 18	R: 0	H: 1	E: 0	LOB: 1	K: 1	BB: 0	S: 10	P: 14	R: 0	H: 1	E: 0	LOB: 1	K: 1	BB: 0	S: 10	P: 13	R: 3	H: 1	E: 0	LOB: 2	K: 0	BB: 1	S: 17	P: 28
PITCHER	IP	WLS	BF	H	R	ER	SO	BB	IBB	HBP	BLK	WP	HR	S	P	ERA	WHIP	1B: 2	SF: 1	2B: 2	SAC: 0	3B: 0	DP: 1	HR: 1	HBP: 3	WP: 0	PA: 34																														


Batter	1	2	3	4	5	6	7	8	9	AB R H RBI BB SO LOB	TOP											
Terry Jones, S OBP: 0.322, SLG: 0.349 (1, 7)	2-2 WP 1B	2-0 G3		0-2 G4-3		1-1 1B		0-0 F8		5 1 2 0 0 0 2												
Milton Bradley, S OBP: 0.310, SLG: 0.333 (1, 8)	1-3 K	3-2 2B		0-0 L6		2-2 SF9		2-3 K		4 0 1 2 0 2 2												
Jose Vidro, S OBP: 0.384, SLG: 0.546 (1, 4)	4-2 1B 1-2 BB	0-0 F7		0-0 FC6-4 1B		0-0 F7			1-0 CS 1B	4 1 2 0 1 0 2												
Vladimir Guerrero, R OBP: 0.416, SLG: 0.661 (1, 9)	1-0 1B 1-2 2-H 1B		0-2 E5 WP BB E	2-2 FC6-4		2-0 G6-3		2-3 K	5 1 1 1 0 1 2													
Lee Stevens, L OBP: 0.336, SLG: 0.492 (1, 3)	2-3 K		2-3 K		1-0 G3		2-3 K	0-3 K 1-2	5 0 0 0 0 4 4													
Geoff Blum, S OBP: 0.354, SLG: 0.481 (1, 5)	0-1 1B		4-0 WP E BB		2-3 K2-3		1-1 HBP		2 1 1 1 1 1 0													
Brian Schneider, L OBP: 0.333, SLG: 0.289 (1, 2)	3-3 K		1-1 E1 1-H 2-H 1B		2-2 G3-1		0-0 G1-3		4 0 1 1 0 1 3													
Orlando Cabrera, R OBP: 0.284, SLG: 0.366 (1, 6)		2-1 G3 SH5-4 2B 1B	0-0 G5-3		0-0 1B SH3-4 SF9 1B		0-2 S 1B		4 2 3 0 0 0 1													
Mike Thurman, R OBP: 0.214, SLG: 0.083 (1, 1)		1-1 SH5-4	0-3 K		1-2 SH3-4		2-3 K		2 0 0 0 0 2 2													
51 Scott Forster, R (8, 1)									0 0 0 0 0 0 0													
Anthony Telford, R (8, 1)									0 0 0 0 0 0 0													
Scott Strickland, R (8, 1)									0 0 0 0 0 0 0													
Inning Stats	R: 2 E: 0 K: 3 S: 19	H: 3 LOB: 2 BB: 1 P: 31	R: 1 E: 0 K: 0 S: 9	H: 2 LOB: 1 BB: 0 P: 17	R: 2 E: 2 K: 2 S: 13	H: 1 LOB: 1 BB: 1 P: 20	R: 0 E: 0 K: 0 S: 8	H: 1 LOB: 1 BB: 0 P: 10	R: 0 E: 0 K: 1 S: 9	H: 0 LOB: 0 BB: 0 P: 14	R: 1 E: 0 K: 0 S: 10	H: 2 LOB: 1 BB: 0 P: 14	R: 0 E: 0 K: 1 S: 6	H: 0 LOB: 1 BB: 0 P: 11	R: 0 E: 0 K: 2 S: 12	H: 1 LOB: 1 BB: 0 P: 16	R: 0 E: 0 K: 2 S: 7	H: 1 LOB: 1 BB: 0 P: 10	1B: 10 2B: 2 3B: 0 HR: 0	SF: 1 SAC: 2 DP: 1 HBP: 1	WP: 2 PB: 0 SB: 1 CS: 1	PA: 41
PITCHER	IP WLS BF H R ER SO BB IBB HBP BLK WP HR S P ERA WHIP																					
Matt Clement, R (1, 1) ERA: 5.04	5.0 L 25 7 5 3 6 2 0 0 0 0 2 0 58 92 5.40 1.800																					
Todd Erdos, R (6, 1) ERA: 5.59	2.0 9 2 1 1 1 0 0 1 0 0 0 0 16 25 4.50 1.000																					
Carlos Almanzar, R (8, 1) ERA: 4.61	1.0 4 1 0 0 2 0 0 0 0 0 0 0 12 16 0.00 1.000																					
Donne Wall, R (9, 1) ERA: 3.5	1.0 3 1 0 0 2 0 0 0 0 0 0 0 7 10 0.00 1.000																					

Montreal Expos @ San Diego Padres
 Qualcomm Stadium, San Diego, CA
 Fri Aug 18 2000, 10:05 PM EDT
 Att. 20,597 - Sunny - 77 F


livebaseballscorecards.com

AB	35
R	6
H	11
RBI	5
BB	2
SO	11
LOB	18



Batter	1	2	3	4	5	6	7	8	9	10	11	AB R H RBI BB SO LOB	TOP														
Terry Jones, S (1, 7) OBP: 0.314, SLG: 0.339 Andy Tracy, L (8, PH) OBP: 0.339, SLG: 0.456 Mike Mordecai, R (8, 5) OBP: 0.336, SLG: 0.465	1-3 K		0-1 L8		1-3 K			0-3 K	0-0 F6			3 0 0 0 0 2 1 1 0 0 0 0 1 1 1 0 0 0 0 0 1	<p>Montreal Expos @ San Diego Padres Qualcomm Stadium, San Diego, CA</p> <p>Sat Aug 19 2000, 10:05 PM EDT Att: 56,779 - Sunny - 77 F</p> <p>livebaseballscorecards.com</p> <table border="1"> <tr><td>AB</td><td>38</td></tr> <tr><td>R</td><td>3</td></tr> <tr><td>H</td><td>8</td></tr> <tr><td>RBI</td><td>3</td></tr> <tr><td>BB</td><td>4</td></tr> <tr><td>SO</td><td>6</td></tr> <tr><td>LOB</td><td>18</td></tr> </table> 	AB	38	R	3	H	8	RBI	3	BB	4	SO	6	LOB	18
AB	38																										
R	3																										
H	8																										
RBI	3																										
BB	4																										
SO	6																										
LOB	18																										
Milton Bradley, S (1, 8) OBP: 0.293, SLG: 0.313	0-0 G6-3		0-0 G4-3			2-2 F7		2-3 K		2-2 L4		5 0 0 0 0 1 2															
Jose Vidro, S (1, 4) OBP: 0.384, SLG: 0.551	1-1 G5-3			0-0 3B 1B		1-1 L5		0-0 HR		0-1 G4-3		5 2 2 2 0 0 0															
Vladimir Guerrero, R (1, 9) OBP: 0.414, SLG: 0.656		3-1 G6-3		1-2 L6		0-0 F2		2-1 1B 1B		2-1 F7		5 0 1 0 0 0 1															
Lee Stevens, L (1, 3) OBP: 0.344, SLG: 0.503		4-1 G4-3 BB		3-2 3B			1-1 1B	1-1 1B		1-2 SH5-4 1B		4 0 4 1 1 0 0															
Geoff Blum, S (1, 5) OBP: 0.348, SLG: 0.472 Steve Kline, S (8, 1) Anthony Telford, R (10, 1) Julio Santana, R (11, 1)		2-2 G4-3		1-3 K			2-3 K	1-2 F9		0-0 SH5-4		4 0 0 0 0 2 5 0															
Orlando Cabrera, R (1, 6) OBP: 0.283, SLG: 0.380		3-1 F8		2-1 F8			1-0 F7		0-1 F8		4-0 G4-6-3 IBB	4 0 0 0 1 0 3															
Michael Barrett, R (1, 2) OBP: 0.259, SLG: 0.276			4-1 SH1-4 BB		0-2 G3-1		0-1 G6-3		0-1 1B		0-0 G4-6-3	4 0 1 0 1 0 3															
Javier Vazquez, R (1, 1) OBP: 0.220, SLG: 0.229 Wilton Guerrero, S (8, PH) OBP: 0.327, SLG: 0.330 Peter Bergeron, L (8, 7) OBP: 0.321, SLG: 0.334			0-2 SH1-4		2-2 G5-3			4-0 HR BB		3-1 L7		1 0 0 0 0 0 0 0 1 0 0 1 0 0 1 0 0 0 0 0 1															
Inning Stats	R: 0 H: 0 E: 0 K: 1 S: 6 LOB: 0 BB: 0 P: 8	R: 0 H: 0 E: 0 K: 0 S: 8 LOB: 1 BB: 1 P: 20	R: 0 H: 0 E: 0 K: 0 S: 7 LOB: 1 BB: 1 P: 11	R: 1 H: 2 E: 0 K: 1 S: 14 LOB: 1 BB: 0 P: 21	R: 0 H: 0 E: 0 K: 1 S: 12 LOB: 0 BB: 0 P: 15	R: 0 H: 0 E: 0 K: 0 S: 6 LOB: 0 BB: 0 P: 9	R: 0 H: 1 E: 0 K: 1 S: 10 LOB: 1 BB: 0 P: 14	R: 2 H: 3 E: 0 K: 2 S: 15 LOB: 2 BB: 1 P: 25	R: 0 H: 1 E: 0 K: 0 S: 7 LOB: 1 BB: 0 P: 10	R: 0 H: 0 E: 0 K: 0 S: 7 LOB: 0 BB: 0 P: 11	R: 0 H: 1 E: 0 K: 0 S: 5 LOB: 1 BB: 1 P: 10	1B: 6 SF: 0 2B: 0 SAC: 2 3B: 1 DP: 1 HR: 1 HBP: 0	WP: 0 PA: 44 PB: 0 SB: 0 CS: 0														
PITCHER	IP WLS BF H R ER SO BB IBB HBP BLK WP HR S P ERA WHIP																										
Brian Tollberg, R (1, 1) ERA: 3.3	7.0	26	3	1	1	4	2	0	0	0	0	0	0	63	98	1.29	0.714										
Donne Wall, R (8, 1) ERA: 3.8	1.0	B	7	3	2	2	2	1	0	0	0	0	0	1	15	25	18.00	4.000									
Trevor Hoffman, R (9, 1) ERA: 3.83	1.0		4	1	0	0	0	0	0	0	0	0	0	7	10	0.00	1.000										
Heathcliff Slocumb, R (10, 1) ERA: 5.46	1.0		3	0	0	0	0	0	0	0	0	0	0	7	11	0.00	0.000										
Kevin Walker, L (11, 1) ERA: 4.73	1.0	W	4	1	0	0	0	0	1	0	0	0	0	5	10	0.00	1.000										

Batter	1	2	3	4	5	6	7	8	9	10	11	AB R H RBI BB SO LOB
Eric Owens, R OBP: 0.364, SLG: 0.400 (1, 7)	K		FC4-6		G6-3		G6-3			FC4-6 1B	1B IBB	5 0 1 0 1 1 1
Desi Relaford, S OBP: 0.364, SLG: 0.336 (1, 6)	G4-3		K			2B 1B	G4-3			FC4-6 1B G4-3	1B 1-2 2-H	6 1 2 1 0 1 2
Ryan Klesko, L OBP: 0.395, SLG: 0.570 (1, 3)	G6-3									G4-3		5 1 1 1 0 0 1
Phil Nevin, R OBP: 0.373, SLG: 0.550 (1, 5)		E1 1B G4-6-3 1B		G4-3						G6-3	1B HBP	4 1 2 1 0 0 0
Bret Boone, R OBP: 0.325, SLG: 0.426 (1, 4)				1B						G3		5 0 3 0 0 0 1
Mike Darr, L OBP: 0.330, SLG: 0.416 Kevin Walker, L OBP: 0.250, SLG: 0.250 (1, 9) (11, 1)			G4-6-3									4 0 1 0 1 2 5 0 0 0 0 0 0 0
Ruben Rivera, R OBP: 0.307, SLG: 0.429 (1, 8)		K		G1-3								2 1 0 0 3 1 2
Wiki Gonzalez, R OBP: 0.296, SLG: 0.325 (1, 2)			G4-3							G4-6-3		4 0 1 0 0 1 4
Brian Tolberg, R OBP: 0.143, SLG: 0.143 John Mabry, L OBP: 0.314, SLG: 0.402 Dorine Wall, R Trevor Hoffman, R Joe Vitello, R Heathcliff Slocumb, R 29 Kory DeHaan, L OBP: 0.241, SLG: 0.305 (1, 1) (7, PH) (8, 1) (9, 1) (9, PH) (10, 1) (11, 9)												2 0 1 0 0 0 1 1 0 1 0 0 0 0 0 1 0 0 0 0 0 0 0 1 0 0 0 0 1 1

BOTTOM	
Montreal Expos @ San Diego Padres Qualcomm Stadium, San Diego, CA Sat Aug 19 2000, 10:05 PM EDT Att: 56,779 - Sunny - 77 F	AB 40 R 4 H 12 RBI 3 BB 5 SO 7 LOB 19
	WP: 1 PA: 47 PB: 0 SB: 0 CS: 0

Inning Stats																1B: 10 SF: 0		2B: 2 SAC: 1		3B: 0 DP: 3		HR: 0 HBP: 1	
R: 0	H: 0	R: 1	H: 2	R: 0	H: 1	R: 0	H: 2	R: 2	H: 3	R: 0	H: 0	R: 0	H: 0	R: 0	H: 2	R: 1	H: 1	1B: 10	SF: 0				
E: 0	LOB: 0	E: 1	LOB: 0	E: 0	LOB: 1	E: 0	LOB: 2	E: 0	LOB: 2	E: 0	LOB: 0	E: 0	LOB: 0	E: 0	LOB: 3	E: 0	LOB: 2	2B: 2	SAC: 1				
K: 1	BB: 0	K: 1	BB: 0	K: 1	BB: 0	K: 0	BB: 0	K: 2	BB: 1	K: 0	BB: 0	K: 0	BB: 0	K: 1	BB: 0	K: 1	BB: 2	3B: 0	DP: 3				
S: 8	P: 9	S: 11	P: 14	S: 11	P: 15	S: 13	P: 17	S: 16	P: 25	S: 6	P: 8	S: 3	P: 4	S: 8	P: 18	S: 9	P: 21	HR: 0	HBP: 1				
PITCHER		IP	WLS	BF	H	R	ER	SO	BB	IBB	HBP	BLK	WP	HR	S	P	ERA	WHIP					
Javier Vazquez, R ERA: 4.01 (1, 1)		7.0		29	9	3	2	5	1	0	0	0	0	0	70	95	2.57	1.429					
Steve Kline, L ERA: 2.71 (8, 1)		2.2		10	1	0	0	0	2	0	0	0	1	0	16	32	0.00	1.125					
Anthony Telford, R ERA: 4.23 (10, 1)		0.1		3	1	0	0	1	0	0	1	0	0	0	10	17	0.00	3.000					
Julio Santana, R ERA: 4.46 (11, 1)		0.2	L	5	1	1	1	1	1	1	0	0	0	0	9	21	13.50	3.000					

Batter	1	2	3	4	5	6	7	8	9	AB R H RBI BB SO LOB	TOP			
Peter Bergeron, L (1, 7) OBP: 0.324, SLG: 0.334 (4, 8)	2-1 P6		4-2 E 1B FC5-4 BB	4-2 1-2 BB			3-1 HR 1B		3-2 F7	3 2 1 0 2 0 0				
Milton Bradley, S (1, 8) OBP: 0.284, SLG: 0.302 Mike Johnson, L (4, 1) OBP: 0.211, SLG: 0.167 Andy Tracy, L (7, PH) OBP: 0.336, SLG: 0.452 51 Scott Forster, R (7, 1) Mike Mordecai, R (9, PH) OBP: 0.333, SLG: 0.462	0-0 G6-3		3-2 F7	1-1 G3			0-1 F5		1-3 K	3 0 0 0 0 0 4 0 0 0 0 0 0 0 1 0 0 0 0 0 1 0 0 0 0 0 0 0 1 0 0 0 0 1 0				
Jose Vidro, S (1, 4) OBP: 0.388, SLG: 0.559 Terry Jones, S (9, PR) OBP: 0.314, SLG: 0.339	1-3 K		0-1 E9 FC5-4 1B 1-3		2-2 G6-3 1B		0-1 HR 1-H		4-1 BB	4 1 3 2 1 1 0 0 0 0 0 0 0 0				
Vladimir Guerrero, R (1, 9) OBP: 0.410, SLG: 0.648		0-2 F8	0-0 FC5-4		2-2 G6-3		1-0 F6		0-0 P6	5 0 0 1 0 0 3				
Lee Stevens, L (1, 3) OBP: 0.343, SLG: 0.500		1-0 1B 2B 1B	1-3 K		2-3 K		0-3 K			4 1 1 0 0 3 1				
Geoff Blum, S (1, 5) OBP: 0.346, SLG: 0.468		2-3 K		2-1 G5-3		1-0 1B		1-2 G4-3		4 0 1 0 0 1 1				
Orlando Cabrera, R (1, 6) OBP: 0.289, SLG: 0.383		0-0 2B 1-2 1B		0-1 1B 1B		1-1 F9		4-2 BB		3 0 2 0 1 0 1				
Brian Schneider, L (1, 2) OBP: 0.333, SLG: 0.317 Wilton Guerrero, S (8, PH) OBP: 0.325, SLG: 0.328 (8, 7)		0-0 2B		0-3 K		0-0 F7		0-0 F8		3 0 1 1 0 1 2 1 0 0 0 0 0 1				
Felipe Lira, R (1, 1) OBP: 0.231, SLG: 0.500 Fernando Seguinol, S (4, PH) OBP: 0.354, SLG: 0.545 (4, 7) Michael Barrett, R (8, 2) OBP: 0.259, SLG: 0.276		1-3 2B		2-2 BB 1-3 1B		2-3 K		3-3 K		1 0 0 0 0 1 2 3 0 1 0 0 2 2 0 0 0 0 0 0 0				
Inning Stats	R: 0 E: 0 K: 1 S: 6 H: 0 LOB: 0 BB: 0 P: 9	R: 1 E: 0 K: 2 S: 14 H: 3 LOB: 2 BB: 0 P: 18	R: 1 E: 1 K: 1 S: 13 H: 1 LOB: 1 BB: 1 P: 21	R: 0 E: 0 K: 1 S: 15 H: 2 LOB: 3 BB: 1 P: 24	R: 0 E: 0 K: 1 S: 10 H: 1 LOB: 0 BB: 0 P: 16	R: 0 E: 0 K: 1 S: 7 H: 1 LOB: 1 BB: 0 P: 11	R: 2 E: 0 K: 1 S: 10 H: 2 LOB: 0 BB: 0 P: 14	R: 0 E: 0 K: 1 S: 13 H: 0 LOB: 1 BB: 1 P: 21	R: 0 E: 0 K: 1 S: 9 H: 0 LOB: 1 BB: 1 P: 17	1B: 8 2B: 1 3B: 0 HR: 1 SF: 0 SAC: 0 DP: 1 HBP: 0	WP: 0 PB: 0 SB: 0 CS: 0 PA: 40			
PITCHER	IP WLS BF H R ER SO BB IBB HBP BLK WP HR S P ERA WHIP												PITCHER	IP WLS BF H R ER SO BB IBB HBP BLK WP HR S P ERA WHIP
Jay Witasick, R (1, 1) ERA: 6.05	6.1 W 30 10 4 3 7 2 0 0 0 0 0 1 71 108 4.26 1.895													
Carlos Almanzar, R (7, 1) ERA: 4.58	0.1 H 1 0 0 0 0 0 0 0 0 0 0 0 1 2 0.00 0.000													
Kevin Walker, L (7, 1) ERA: 4.64	1.0 H 4 0 0 0 1 1 0 0 0 0 0 0 13 18 0.00 1.000													
Trevor Hoffman, R (8, 1) ERA: 3.74	1.1 S 5 0 0 0 2 1 0 0 0 0 0 0 12 23 0.00 0.750													

Montreal Expos @ San Diego Padres
Qualcomm Stadium, San Diego, CA

Sun Aug 20 2000, 5:00 PM EDT
Att. 25,343 - Sunny - 79 F

livebaseballscorecards.com

AB	36
R	4
H	10
RBI	4
BB	4
SO	10
LOB	18



Batter	1	2	3	4	5	6	7	8	9	AB	R	H	RBI	BB	SO	LOB
Eric Owens, R OBP: 0.361, SLG: 0.395 (1, 7)	0-1 G4-3	0-0 G1-3	0-1 FC6-4		0-2 G5-3			0-2 G4-3		5	0	0	0	0	0	4
Damian Jackson, R OBP: 0.335, SLG: 0.347 (1, 6)	0-2 F2		2-2 G6-3	2-3		0-2 F7				4	0	0	0	0	1	0
Ryan Klesko, L OBP: 0.398, SLG: 0.570 (1, 3)	4-2 FC5-4 BB		0-0 1B E 1B	4-1 BB 1B BB		2-2 F8				2	1	1	0	2	0	0
Phil Nevin, R OBP: 0.374, SLG: 0.549 (1, 5)	0-2 FC5-4		1-0 E 2B 1B	0-0 BB 1B		1-0 F9				4	1	2	0	0	0	1
Bret Boone, R OBP: 0.327, SLG: 0.425 (1, 4)		1-2 F8 G4-3 1B	0-0 E3 2B G1-3	4-2 BB		1-1 F9				3	2	1	0	1	0	1
John Mabry, L OBP: 0.313, SLG: 0.405 (1, 9)		0-2 G4-3	0-0 G1-3 1B 2B	2-3		2-3 K				4	1	1	1	0	2	4
Mike Darr, L OBP: 0.330, SLG: 0.416 (8, 9)		1-2	1-3 2-H							0	0	0	0	0	0	0
Trevor Hoffman, R (8, 1)										0	0	0	0	0	0	0
Ruben Rivera, R OBP: 0.304, SLG: 0.424 (1, 8)		1-2 F8	3-2 G1-3	0-1 F3		1-0 F8				4	0	0	1	0	0	5
Wiki Gonzalez, R OBP: 0.300, SLG: 0.322 (1, 2)		4-0 1B IBB	4-0 FC6-4 1B IBB		0-1 G6-3			0-0 G6-3		2	0	0	0	2	0	0
Jay Witasick, R OBP: 0.143, SLG: 0.143 (1, 1)		0-0 1B	0-1 FC6-4 1B		2-2 G3			1-3 K		3	0	2	2	0	0	0
Carlos Almanzar, R (7, 1)										0	0	0	0	0	0	0
Kevin Walker, L OBP: 0.250, SLG: 0.250 (7, 1)										0	0	0	0	0	0	0
29 Kory DeHaan, L OBP: 0.239, SLG: 0.301 (8, 9)		1-2 1B	1-2 1B							1	0	0	0	0	1	0

Inning Stats	R: 0	H: 0	E: 0	K: 0	S: 11	R: 1	H: 2	E: 0	K: 0	S: 12	R: 4	H: 4	E: 1	K: 0	S: 14	R: 0	H: 1	E: 0	K: 2	S: 17	R: 0	H: 0	E: 0	K: 0	S: 8	R: 0	H: 0	E: 0	K: 1	S: 6	R: 0	H: 0	E: 0	K: 1	S: 7	R: 0	H: 0	E: 0	K: 1	S: 7	R: 0	H: 0	E: 0	K: 1	S: 7	1B: 6	SF: 0	2B: 1	SAC: 0	3B: 0	DP: 0	HR: 0	HBP: 0	WP: 0	PA: 37
--------------	------	------	------	------	-------	------	------	------	------	-------	------	------	------	------	-------	------	------	------	------	-------	------	------	------	------	------	------	------	------	------	------	------	------	------	------	------	------	------	------	------	------	------	------	------	------	------	-------	-------	-------	--------	-------	-------	-------	--------	-------	--------

PITCHER	IP	WLS	BF	H	R	ER	SO	BB	IBB	HBP	BLK	WP	HR	S	P	ERA	WHIP
Felipe Lira, R ERA: 4.73 (1, 1)	3.0	L	19	6	5	2	0	0	1	2	0	0	0	37	57	6.00	2.333
Mike Johnson, R ERA: 6.61 (4, 1)	3.0		12	1	0	0	2	2	0	0	0	0	0	32	49	0.00	1.000
51 Scott Forster, L ERA: 5.0 (7, 1)	2.0		6	0	0	0	2	0	0	0	0	0	0	13	18	0.00	0.000

BOTTOM

Montreal Expos @ San Diego Padres
Qualcomm Stadium, San Diego, CA
Sun Aug 20 2000, 5:00 PM EDT
Att: 25,343 - Sunny - 79 F

livebaseballscorecards.com

AB	32
R	5
H	7
RBI	4
BB	5
SO	4
LOB	15



New York Mets @ San Diego Padres
Qualcomm Stadium, San Diego, CA

Mon Aug 21 2000, 10:05 PM EDT
Att: 21,234 - Sunny - 73 F

livebaseballscorecards.com

AB	36
R	5
H	8
RBI	5
BB	8
SO	12
LOB	18



WP:	0	PA:	45
PB:	0		
SB:	1		
CS:	1		

Batter	1	2	3	4	5	6	7	8	9	10	AB	R	H	RBI	BB	SO	LOB								
Eric Owens, R OBP: 0.359, SLG: 0.393 (1, 7)	L4	BB 1B		K			G3		K		5	0	1	0	0	2	1								
Desi Relaford, S OBP: 0.364, SLG: 0.332 (1, 6)	K	BB		F8			E8		BB		3	0	0	1	2	1	0								
Ryan Klesko, L OBP: 0.398, SLG: 0.566 (1, 3)	CS 1B	BB					F7		K		4	1	1	0	1	2	6								
Phil Nevin, R OBP: 0.374, SLG: 0.547 (1, 5)	SAFE 1-H 1B			P3			G4-6-3 1B		F3		4	0	1	1	1	0	2								
Bret Boone, R OBP: 0.326, SLG: 0.423 (1, 4)	K			3B 1B			F9		K		5	1	1	0	0	3	2								
Ruben Rivera, R OBP: 0.305, SLG: 0.428 (1, 8)		1B BB HBP		1B 3B			K		F2		4	3	1	1	0	1	1								
Mike Darr, L OBP: 0.344, SLG: 0.427 (1, 9)		BB 1B		1B L3 1B			K		F7		5	0	3	1	0	1	0								
Wiki Gonzalez, R OBP: 0.302, SLG: 0.318 (1, 2)	F7			L3			BB		F8		3	0	0	0	2	0	3								
Woody Williams, R OBP: 0.318, SLG: 0.462 (1, 1)							P4				3	0	0	0	0	2	3								
Joe Vitiello, R OBP: 0.333, SLG: 0.563 (9, PH)		K							S BB		0	0	0	0	1	0	0								
Damian Jackson, R OBP: 0.335, SLG: 0.347 (9, PR)											0	0	0	0	0	0	0								
Trevor Hoffman, R OBP: 0.335, SLG: 0.347 (10, 1)											0	0	0	0	0	0	0								
Dave Magadan, L OBP: 0.385, SLG: 0.341 (10, PH)									1-2 2-3 3-H BB		0	0	0	1	1	0	0								
Inning Stats	R: 1 E: 0 K: 2 S: 22	H: 1 LOB: 1 BB: 1 P: 34	R: 1 E: 0 K: 2 S: 21	H: 2 LOB: 3 BB: 1 P: 36	R: 2 E: 0 K: 0 S: 9	H: 3 LOB: 0 BB: 0 P: 18	R: 0 E: 0 K: 2 S: 9	H: 0 LOB: 0 BB: 0 P: 14	R: 0 E: 0 K: 0 S: 5	H: 1 LOB: 0 BB: 0 P: 6	R: 0 E: 0 K: 2 S: 9	H: 0 LOB: 1 BB: 1 P: 17	R: 0 E: 1 K: 0 S: 11	H: 0 LOB: 1 BB: 0 P: 17	R: 0 E: 0 K: 1 S: 10	H: 0 LOB: 0 BB: 0 P: 14	R: 0 E: 0 K: 2 S: 11	H: 0 LOB: 2 BB: 2 P: 23	R: 1 E: 0 K: 1 S: 10	H: 1 LOB: 3 BB: 3 P: 25	1B: 7 2B: 1 3B: 1 HR: 0	SF: 0 SAC: 0 DP: 2 HBP: 1	WP: 0 PB: 0 SB: 1 CS: 1	PA: 45	
PITCHER	IP	WLS	BF	H	R	ER	SO	BB	IBB	HBP	BLK	WP	HR	S	P	ERA	WHIP								
Glendon Rusch, L ERA: 4.42 (1, 1)	6.0		27	7	4	3	8	3	0	1	0	0	0	75	125	4.50	1.667								
Rick White, R ERA: 2.98 (7, 1)	2.0		7	0	0	0	1	0	0	0	0	0	0	21	31	0.00	0.000								
Dennis Cook, L ERA: 6.1 (9, 1)	1.2	L	11	1	1	1	3	5	0	0	0	0	0	21	48	5.40	3.600								

BOTTOM

Batter	1	2	3	4	5	6	7	8	9	AB R H RBI BB SO LOB	TOP	
Lenny Harris, L (1, 4) OBP: 0.308, SLG: 0.393	0-0 G1-3 S 1B		0-0 G6-4-3 1-2f 2-3		2-1 G3-1			1-0 G6-3		4 0 1 0 0 0 3		
Mike Bordick, R (1, 6) OBP: 0.345, SLG: 0.476 20 Kurt Abbott, R (4, 6) OBP: 0.301, SLG: 0.402	1-2 F5 1-2		2-1 3-H 2-0 1B		2-3 K			4-1 BB		2 0 1 1 0 0 1 1 0 0 0 1 1 1		
Robin Ventura, L (1, 5) OBP: 0.352, SLG: 0.463 Joe McEwing, R (4, 5) OBP: 0.254, SLG: 0.395	2-1 G1-3 2-3		2-0 F9			3-3 K		1-3 K		2 0 0 0 0 0 2 2 0 0 0 0 2 1		
Todd Zeile, R (1, 3) OBP: 0.368, SLG: 0.497	0-2 L3			4-0 FC6-4 S BB		1-0 F4			3-2 F9	3 0 0 0 1 0 1		
Darryl Hamilton, L (1, 9) OBP: 0.340, SLG: 0.422				2-2 FC6-4 1-3		2-3 K			1-2 F8	4 0 0 0 0 2 1		
Benny Agbayani, R (1, 7) OBP: 0.392, SLG: 0.498 Turk Wendell, L (5, 1) OBP: 0.250, SLG: 0.250 John Franco, L (6, 1) Rick White, R (7, PH) OBP: 0.333, SLG: 0.333 Armando Benitez, R (7, 1) Derek Bell, R (8, 1) OBP: 0.360, SLG: 0.450				0-0 FC4-6 1B			1-3 K		4-2 DI BB	2 0 1 0 0 0 1 0 0 0 0 0 0 0 0 0 0 0 0 0 0 0 0 0 1 0 0 0 0 0 1 0 0 0 0 0 0 0 0 0 0 0 0 0 0 1 0 0		
Jay Payton, R (1, 8) OBP: 0.333, SLG: 0.438				0-0 FC4-6 1-2f			0-1 G6-3		2-0 F9 1-2	4 0 0 0 0 0 2		
Todd Pratt, R (1, 2) OBP: 0.351, SLG: 0.455					1-2 G6-4-3 1B 1B 2B		1-2 G3-1 2B			3 1 2 0 0 0 0		
Pat Mahomes, R (1, 1) OBP: 0.267, SLG: 0.286 Bubba Trammell, R (5, PH) OBP: 0.347, SLG: 0.472 (5, 7)				0-1 G6-4-3 1B			3-2 G6-3		0-0 1B	1 0 1 0 0 0 0 2 0 1 0 0 0 1		
Inning Stats	R: 0 H: 1 E: 0 LOB: 1 K: 0 BB: 0 S: 10 P: 13	R: 0 H: 0 E: 0 LOB: 0 K: 2 BB: 0 S: 8 P: 12	R: 1 H: 3 E: 0 LOB: 1 K: 2 BB: 0 S: 9 P: 14	R: 0 H: 1 E: 0 LOB: 1 K: 0 BB: 1 S: 5 P: 11	R: 0 H: 1 E: 0 LOB: 1 K: 1 BB: 0 S: 14 P: 22	R: 0 H: 0 E: 0 LOB: 0 K: 2 BB: 0 S: 7 P: 13	R: 0 H: 0 E: 0 LOB: 0 K: 1 BB: 0 S: 8 P: 9	R: 0 H: 1 E: 0 LOB: 1 K: 1 BB: 1 S: 6 P: 12	R: 0 H: 0 E: 0 LOB: 1 K: 0 BB: 1 S: 9 P: 19	1B: 6 SF: 0 2B: 2 SAC: 0 3B: 0 DP: 2 HR: 0 HBP: 0	WP: 0 PA: 34 PB: 0 SB: 2 CS: 0	
PITCHER Adam Eaton, R (1, 1) ERA: 2.89 Todd Erdos, R (7, 1) ERA: 5.18	IP WLS BF H R ER SO BB IBB HBP BLK WP HR S P ERA WHIP	6.0 W 23 6 1 1 5 1 0 0 0 0 0 0 53 85 1.50 1.167	3.0 S 11 1 0 0 2 2 0 0 0 0 0 0 23 40 0.00 1.000	PITCHER IP WLS BF H R ER SO BB IBB HBP BLK WP HR S P ERA WHIP								

New York Mets @ San Diego Padres
Qualcomm Stadium, San Diego, CA

Tue Aug 22 2000, 5:05 PM EDT
Att. 24,919 - Sunny - 77 F

livebaseballscorecards.com

AB 31
R 1
H 7
RBI 1
BB 3
SO 7
LOB 13



Batter	1	2	3	4	5	6	7	8	9	AB	R	H	RBI	BB	SO	LOB
Damian Jackson, R (1, 4) OBP: 0.339, SLG: 0.363	0-0 L7	0-0 HR	1-3 K		3-2 2B			0-0 FC3-6 1B		5	1	3	5	0	1	1
Desi Relaford, S (1, 6) OBP: 0.359, SLG: 0.327	3-2 G3	2-1 F8	3-3 K		2-1 F8			0-1 FC3-6 1B BB 29 2B 1-2f 3-H		5	1	0	1	0	1	3
Ryan Klesko, L (1, 3) OBP: 0.399, SLG: 0.563 Todd Erdos, R (7, 1)	3-1 G3		4-2 HR		4-2 BB		2-3 K	0-1 L5		2	1	0	0	2	1	0
Phil Nevin, R (1, 5) OBP: 0.374, SLG: 0.552 Dave Magadan, L (6, 5)		1-1 L9	0-2 HR		2-2 F8		1-2 G1-3	2-1 BB 1-2 29 2B 1B		3	1	1	2	0	0	1
John Mabry, L (1, 9) OBP: 0.322, SLG: 0.437		3-2 G3 BB 2B	1-1 HR		1-3 K		1-1 G4-3	4-2 BB 1-2 29 2B BB		4	3	2	1	1	1	1
Mike Darr, L (1, 7) OBP: 0.330, SLG: 0.407 29 Kory DeHaan, L (8, PH) OBP: 0.247, SLG: 0.321 (9, 7)		1-0 G3	3-2 G4-3		0-2 G3-1		2-3 K	1-2 E 2B 1-H 2-H 3-H		4	0	0	0	0	1	2
Ruben Rivera, R (1, 8) OBP: 0.309, SLG: 0.430		4-0 BB S HR BB	0-0 2B		3-3 K		1-3 K	4-2 E BB		3	2	1	0	2	2	0
Wiki Gonzalez, R (1, 2) OBP: 0.310, SLG: 0.329 George Williams, S (7, 2)		4-2 BB HR BB	3-1 2B		1-0 G3-1 2B 1B		3-2 G3-1	3-0 E2 1-3 1B FC3-6 BB 2-H		2	3	2	1	1	0	0
Adam Eaton, R (1, 1) OBP: 0.441, SLG: 0.393 Joe Vitiello, R (7, 3) OBP: 0.342, SLG: 0.545		4-2 HR BB	2-2 2B		1-1 G3-1					2	1	1	2	1	0	1
		1-2 HR BB 2-3 3-H			1-2 G3-1					1	1	0	0	1	0	2

Inning Stats	R: 0	H: 0	E: 0	K: 0	S: 6	LOB: 0	BB: 0	P: 12	R: 5	H: 2	E: 0	K: 0	S: 15	LOB: 0	BB: 3	P: 34	R: 5	H: 5	E: 0	K: 2	S: 24	LOB: 1	BB: 1	P: 41	R: 0	H: 0	E: 0	K: 1	S: 11	LOB: 1	BB: 1	P: 18	R: 1	H: 2	E: 0	K: 1	S: 11	LOB: 1	BB: 0	P: 21	R: 0	H: 0	E: 0	K: 1	S: 9	LOB: 0	BB: 0	P: 13	R: 0	H: 0	E: 0	K: 2	S: 9	LOB: 0	BB: 0	P: 15	R: 5	H: 3	E: 1	K: 0	S: 18	LOB: 2	BB: 3	P: 36	1B: 3	SF: 0	2B: 6	SAC: 0	3B: 0	DP: 0	HR: 3	HBP: 0	WP: 0	PA: 45
--------------	------	------	------	------	------	--------	-------	-------	------	------	------	------	-------	--------	-------	-------	------	------	------	------	-------	--------	-------	-------	------	------	------	------	-------	--------	-------	-------	------	------	------	------	-------	--------	-------	-------	------	------	------	------	------	--------	-------	-------	------	------	------	------	------	--------	-------	-------	------	------	------	------	-------	--------	-------	-------	-------	-------	-------	--------	-------	-------	-------	--------	-------	--------

PITCHER	IP	WLS	BF	H	R	ER	SO	BB	IBB	HBP	BLK	WP	HR	S	P	ERA	WHIP
Pat Mahomes, R (1, 1) ERA: 5.27	4.0	L	24	7	10	10	3	5	0	0	0	0	3	56	105	22.50	3.000
Turk Wendell, R (5, 1) ERA: 3.36	1.0		5	2	1	1	1	0	0	0	0	0	0	11	21	9.00	2.000
John Franco, L (6, 1) ERA: 2.55	1.0		3	0	0	0	1	0	0	0	0	0	0	9	13	0.00	0.000
Armando Benitez, R (7, 1) ERA: 2.47	1.0		3	0	0	0	2	0	0	0	0	0	0	9	15	0.00	0.000
Derek Bell, R (8, 1) ERA: 36.0	1.0		10	3	5	4	0	3	0	0	0	0	0	18	36	36.00	6.000

BOTTOM

New York Mets @ San Diego Padres
Qualcomm Stadium, San Diego, CA

Tue Aug 22 2000, 5:05 PM EDT
Att: 24,919 - Sunny - 77 F

livebaseballscores.com

AB	37
R	16
H	12
RBI	15
BB	8
SO	7
LOB	13



New York Mets @ San Diego Padres
Qualcomm Stadium, San Diego, CA

Wed Aug 23 2000, 10:05 PM EDT
Att. 26,376 - Cloudy - 73 F

livebaseballscorecards.com



WP: 0 PA: 41
PB: 0
SB: 0
CS: 0

AB R H RBI BB SO LOB

3	0	1	1	1	0	0
1	0	0	0	0	1	2
5	0	0	0	0	1	5
4	0	1	0	1	0	0
4	1	1	0	1	1	1
2	1	1	0	2	0	2
1	0	0	0	0	1	0
4	0	1	0	0	1	4
1	1	1	1	0	2	0
0	0	0	0	0	0	0
3	1	1	2	0	0	2
3	0	0	0	1	1	6
0	0	0	0	0	0	0

AB 31
R 4
H 7
RBI 3
BB 8
SO 6
LOB 22

1B: 7 SF: 0
2B: 0 SAC: 0
3B: 0 DP: 3
HR: 0 HBP: 2

Batter	1	2	3	4	5	6	7	8	9
Lenny Harris, L (1, 4) OBP: 0.312, SLG: 0.392 20 Kurt Abbott, R (7, 4) OBP: 0.299, SLG: 0.398	3-2 G3-1		4-1 G6-4-3 BB		1-0 F7	0-0 1B		0-3 K	
Derek Bell, R (1, 9) OBP: 0.362, SLG: 0.445	2-1 P4		0-1 G6-4-3 1-2f		1-0 F7	3-2 P4		0-3 K	
Robin Ventura, L (1, 5) OBP: 0.353, SLG: 0.461	3-2 31 1B 1B		2-0 G4-3		3-2 F8		4-0 BB BB		0-1 G4-3
31 Mike Piazza, R (1, 2) OBP: 0.410, SLG: 0.648	0-2 1-2 1B			1-3 K		4-0 1B BB HBP BB	1-0 L5		1-0 G5-3
Darryl Hamilton, L (1, 8) OBP: 0.368, SLG: 0.426 Jay Payton, R (7, PR) OBP: 0.333, SLG: 0.436	2-0 G4-3			1-2 BB 1B 1B 1B		4-0 HBP 1B FC1-2 BB	4-2 G4-6-3 BB		1-3 K
Todd Zeile, R (1, 3) OBP: 0.367, SLG: 0.494		0-1 G4-3		0-1 1B BB 1-2 1B		0-3 K	1-0 G4-6-3 1-2f		
Benny Agbayani, R (1, 7) OBP: 0.400, SLG: 0.500 Joe McEwing, R (8, PR) OBP: 0.254, SLG: 0.395		3-2 HBP		4-1 1B 1-2 2-3 BB		1-2 HBP E 1B		4-2 BB BB	
Mike Bordick, R (1, 6) OBP: 0.347, SLG: 0.475		2-1 F7		0-0 G6-4-3 1B		4-2 E 1B HBP		0-0 F9	
Al Leiter, L (1, 1) OBP: 0.118, SLG: 0.063 Armando Benitez, R (9, 1)		2-3 K		0-1 G6-4-3 1-2f		0-1 FC1-2 1B		4-0 BB	

Inning Stats	R: 0	H: 2	E: 0	LOB: 2	K: 0	BB: 0	S: 15	P: 25
	R: 0	H: 0	E: 0	LOB: 1	K: 1	BB: 0	S: 9	P: 16
	R: 0	H: 0	E: 0	LOB: 0	K: 0	BB: 1	S: 4	P: 10
	R: 1	H: 3	E: 0	LOB: 2	K: 1	BB: 1	S: 12	P: 18
	R: 0	H: 0	E: 0	LOB: 0	K: 0	BB: 0	S: 6	P: 11
	R: 3	H: 2	E: 1	LOB: 2	K: 1	BB: 2	S: 18	P: 34
	R: 0	H: 0	E: 0	LOB: 2	K: 0	BB: 2	S: 6	P: 16
	R: 0	H: 0	E: 0	LOB: 2	K: 2	BB: 2	S: 10	P: 18
	R: 0	H: 0	E: 0	LOB: 0	K: 1	BB: 0	S: 6	P: 8

PITCHER	IP	WLS	BF	H	R	ER	SO	BB	IBB	HBP	BLK	WP	HR	S	P	ERA	WHIP
Matt Clement, R (1, 1) ERA: 5.09	5.2	L	28	7	4	4	3	4	0	2	0	0	0	60	107	6.35	1.941
Carlos Almanzar, R (6, 1) ERA: 4.47	1.1		5	0	0	0	0	2	0	0	0	0	0	10	23	0.00	1.500
Heathcliff Slocumb, R (8, 1) ERA: 5.37	1.0		5	0	0	0	2	2	0	0	0	0	0	10	18	0.00	2.000
Donne Wall, R (9, 1) ERA: 3.72	1.0		3	0	0	0	1	0	0	0	0	0	0	6	8	0.00	0.000

WP: 0 PA: 41
PB: 0
SB: 0
CS: 0

Batter	1	2	3	4	5	6	7	8	9	AB R H RBI BB SO LOB
--------	---	---	---	---	---	---	---	---	---	----------------------

<p>Eric Owens, R (1, 7) OBP: 0.358, SLG: 0.391</p>			<p>2-3</p>			<p>0-0</p>		<p>0-0</p>		3 0 0 0 1 1 1
<p>Damian Jackson, R (1, 4) OBP: 0.340, SLG: 0.373</p>	<p>2-0</p>			<p>1-3</p>		<p>3-2</p>			<p>0-3</p>	4 1 2 1 0 2 0
<p>Joe Vitiello, R (1, 3) OBP: 0.317, SLG: 0.500</p> <p>Dave Magadan, L (9, PH) OBP: 0.384, SLG: 0.341</p>	<p>1-0</p>			<p>1-0</p>		<p>2-3</p>			<p>2-3</p>	3 0 0 0 0 1 2 1 0 0 0 0 1 0
<p>Phil Nevin, R (1, 5) OBP: 0.373, SLG: 0.548</p>	<p>2-3</p>			<p>2-3</p>		<p>4-1</p>			<p>2-3</p>	3 0 0 0 1 3 0
<p>Wiki Gonzalez, R (1, 2) OBP: 0.306, SLG: 0.324</p>		<p>2-3</p>			<p>2-0</p>	<p>1-2</p>				3 0 0 0 0 1 1
<p>Ruben Rivera, R (1, 8) OBP: 0.307, SLG: 0.426</p>		<p>2-3</p>			<p>1-0</p>	<p>1-1</p>				3 0 0 0 0 1 1
<p>Mike Darr, L (1, 9) OBP: 0.323, SLG: 0.398</p> <p>Carlos Almanzar, R (6, 1)</p> <p>Woody Williams, R (7, PH) OBP: 0.311, SLG: 0.450</p> <p>Heathcliff Slocumb, R (8, 1)</p> <p>Donne Wall, R (9, 1)</p>		<p>3-2</p>			<p>2-3</p>	<p>2-3</p>				2 0 0 0 0 1 0 0 0 0 0 0 0 0 1 0 0 0 0 1 1 0 0 0 0 0 0 0 0 0 0 0 0 0 0
<p>Desi Relaford, S (1, 6) OBP: 0.359, SLG: 0.327</p>			<p>2-2</p>			<p>1-1</p>			<p>1-0</p>	3 0 1 0 0 0 0
<p>Matt Clement, R (1, 1) OBP: 0.160, SLG: 0.130</p> <p>John Mabry, L (6, 9) OBP: 0.318, SLG: 0.431</p>			<p>2-3</p>			<p>3-3</p>			<p>2-3</p>	1 0 0 0 0 1 0 2 0 0 0 0 2 1

Inning Stats	R: 1 H: 1 E: 0 K: 7	H: 1 LOB: 0 BB: 1 P: 16	R: 0 H: 0 E: 0 K: 10	H: 0 LOB: 0 BB: 0 P: 17	R: 0 H: 0 E: 0 K: 12	H: 0 LOB: 0 BB: 0 P: 18	R: 0 H: 0 E: 0 K: 8	H: 0 LOB: 0 BB: 0 P: 12	R: 0 H: 0 E: 0 K: 5	H: 0 LOB: 0 BB: 0 P: 10	R: 0 H: 2 E: 0 K: 12	H: 2 LOB: 2 BB: 0 P: 21	R: 0 H: 0 E: 0 K: 9	H: 0 LOB: 1 BB: 1 P: 17	R: 0 H: 0 E: 0 K: 5	H: 0 LOB: 0 BB: 0 P: 8	R: 0 H: 0 E: 0 K: 9	H: 0 LOB: 0 BB: 0 P: 13	1B: 2 2B: 0 3B: 0 HR: 1	SF: 0 SAC: 0 DP: 0 HBP: 0
--------------	---------------------	-------------------------	----------------------	-------------------------	----------------------	-------------------------	---------------------	-------------------------	---------------------	-------------------------	----------------------	-------------------------	---------------------	-------------------------	---------------------	------------------------	---------------------	-------------------------	-------------------------	---------------------------

PITCHER	Al Leiter, L (1, 1) ERA: 3.08	Armando Benitez, R (9, 1) ERA: 2.43	IP: 8.0 WLS: W BF: 28 H: 3 R: 1 ER: 1 SO: 12 BB: 2 IBB: 0 HBP: 0 BLK: 0 WP: 1 HR: 1 S: 68 P: 119 ERA: 1.12 WHIP: 0.625	IP: 1.0 WLS: S BF: 3 H: 0 R: 0 ER: 0 SO: 3 BB: 0 IBB: 0 HBP: 0 BLK: 0 WP: 0 HR: 0 S: 9 P: 13 ERA: 2.43 WHIP: 0.000
---------	-------------------------------	-------------------------------------	--	--

BOTTOM

New York Mets @ San Diego Padres
Qualcomm Stadium, San Diego, CA

livebaseballscores.com

AB	29
R	1
H	3
RBI	1
BB	2
SO	15
LOB	7



WP: 1	PA: 31
PB: 0	
SB: 0	
CS: 1	

Wed Aug 23 2000, 10:05 PM EDT
Att: 26,376 - Cloudy - 73 F

Batter	1	2	3	4	5	6	7	8	9	AB R H RBI BB SO LOB	TOP											
Eric Owens, R (1, 7) OBP: 0.359, SLG: 0.391	2-2 G3-1 1B G5-3 1B	3-3 K		0-0 G6-3		1-2 1B			1-1 F9	5 1 2 0 0 1 2												
Damian Jackson, R (1, 6) OBP: 0.344, SLG: 0.375	0-0 G3-1 1B		1-2 1B S 1B 1B	1-2 F8		2-1 F7			4-1 1B BB	4 1 2 0 1 0 1												
Ryan Klesko, L (1, 3) OBP: 0.399, SLG: 0.560	2-2 G3-1		2-1 F9	1-1 P6			4-1 CS BB		1-1 1B	4 0 1 0 1 0 3												
Phil Nevin, R (1, 5) OBP: 0.373, SLG: 0.546	2-1 G5-3		1-1 1B G5-3 1B		2-1 G3		4-0 BB		1-3 K	4 1 1 1 1 1 3												
John Mabry, L (1, 9) OBP: 0.316, SLG: 0.426	0-1 F8		0-1 G5-3 2B 1B		0-0 P4		0-3 K		2-3 K	4 1 1 1 0 1 2 1 0 0 0 0 1 2												
Ruben Rivera, R (7, 8) OBP: 0.306, SLG: 0.425			1-3 2B 1B																			
Bret Boone, R (1, 4) OBP: 0.327, SLG: 0.424		1-0 1B 1B	3-1 G5-3		0-2 FC4-6 1B		0-1 F3			4 0 2 1 0 0 2												
Mike Darr, L (1, 8) OBP: 0.340, SLG: 0.424		3-2 SH2-4 1B	1-2 FC6 2B		1-1 FC4-6			3-1 G6-4-3 1B		4 0 3 1 0 0 1												
Wiki Gonzalez, R (1, 2) OBP: 0.306, SLG: 0.320		1-3 K	4-1 FC6 BB			1-0 G4-3		2-1 G6-4-3		3 0 0 0 1 1 3												
Brian Tollberg, R (1, 1) OBP: 0.130, SLG: 0.130		0-0 SH2-4	0-0 FC6			0-2 G6-3		0-3 K		2 0 0 0 0 0 2												
Joe Vitiello, R (8, PH) OBP: 0.310, SLG: 0.486										1 0 0 0 0 1 0												
Heathcliff Stocumb, R (8, 1)										0 0 0 0 0 0 0												
Kevin Walker, L (9, 1) OBP: 0.250, SLG: 0.250		1-2	1-2 2-3							0 0 0 0 0 0 0												
Inning Stats	R: 1 E: 0 K: 0 S: 11	H: 2 LOB: 1 BB: 0 P: 17	R: 0 E: 0 K: 2 S: 12	H: 2 LOB: 2 BB: 0 P: 20	R: 3 E: 0 K: 0 S: 16	H: 4 LOB: 2 BB: 1 P: 28	R: 0 E: 0 K: 0 S: 6	H: 0 LOB: 0 BB: 0 P: 8	R: 0 E: 0 K: 0 S: 8	H: 1 LOB: 1 BB: 0 P: 11	R: 0 E: 0 K: 1 S: 11	H: 1 LOB: 1 BB: 0 P: 15	R: 0 E: 0 K: 1 S: 6	H: 0 LOB: 1 BB: 2 P: 14	R: 0 E: 0 K: 1 S: 7	H: 1 LOB: 0 BB: 0 P: 12	R: 0 E: 0 K: 2 S: 13	H: 1 LOB: 2 BB: 1 P: 22	1B: 11 2B: 1 3B: 0 HR: 0	SF: 0 SAC: 1 DP: 1 HBP: 0	WP: 0 PB: 0 SB: 1 CS: 1	PA: 41
PITCHER	IP WLS BF H R ER SO BB IBB HBP BLK WP HR S P ERA WHIP																					
Jamey Wright, R (1, 1) ERA: 4.27	5.0 L 25 9 4 4 2 1 0 0 0 0 0 0 53 84 7.20 2.000																					
David Weathers, R (6, 1) ERA: 3.39	2.0 8 1 0 0 1 2 0 0 0 0 0 0 17 29 0.00 1.500																					
Valerio De Los Santos, L (8, 1) ERA: 5.7	1.0 3 1 0 0 1 0 0 0 0 0 0 0 7 12 0.00 1.000																					
Ray King, L (9, 1) ERA: 2.25	1.0 5 1 0 0 2 1 0 0 0 0 0 0 13 22 0.00 2.000																					

San Diego Padres @ Milwaukee Brewers
Milwaukee County Stadium, Milwaukee, WI

Fri Aug 25 2000, 8:05 PM EDT
Att. 20,389 - Cloudy - 77 F

AB	36
R	4
H	12
RBI	4
BB	4
SO	6
LOB	21



Batter	1	2	3	4	5	6	7	8	9	AB	R	H	RBI	BB	SO	LOB
James Mouton, R (1, 8) OBP: 0.355, SLG: 0.314	4-1 CS BB		2-3 K		1-0 F8			2-1 F8		3	0	0	0	1	1	0
Mark Loretta, R (1, 6) OBP: 0.378, SLG: 0.458	0-3 K		1-2 1B 1B		1-3 K			2-2 F7		4	0	1	0	0	2	1
Geoff Jenkins, L (1, 7) OBP: 0.363, SLG: 0.581	4-2 BB 1-2 BB		1-1 1-2 1B			0-2 F7			0-1 G5-4-3 1B	3	0	2	0	1	0	0
Richie Sexson, R (1, 3) OBP: 0.333, SLG: 0.501	4-2 1-2 BB		2-3 K			2-0 G3-6-3 1B			0-1 G5-4-3 1-2f	3	0	1	0	1	1	3
Jeremy Burnitz, L (1, 9) OBP: 0.340, SLG: 0.441	1-0 F9			0-0 F8		1-0 G3-6-3 1-2f			1-0 FC4 1B	4	0	1	0	0	0	3
Charlie Hayes, R (1, 5) OBP: 0.353, SLG: 0.373		0-0 G5-3		2-1 G6-3			0-0 G3		2-1 FC4 1-2f	4	0	0	0	0	0	1
Ronnie Belliard, R (1, 4) OBP: 0.353, SLG: 0.392		0-1 G3		2-2 3B			3-3 K			3	0	1	0	0	1	0
Henry Blanco, R (1, 2) OBP: 0.321, SLG: 0.384		0-1 G1-3		3-3 K			0-0 P6			3	0	0	0	0	1	1
Jamey Wright, R (1, 1) Angel Echevarria, R (5, PH) David Weathers, R (6, 1) Valerio De Los Santos, L (8, 1) Mark Sweeney, L (8, PH) Ray King, L (9, 1)			0-2 G6-3		0-1 G4-3			0-0 G3		1	0	0	0	0	0	0

Inning Stats	R: 0	H: 0	E: 0	K: 1	S: 10	R: 0	H: 0	E: 0	K: 0	S: 5	R: 0	H: 2	E: 0	K: 2	S: 15	R: 0	H: 1	E: 0	K: 1	S: 10	R: 0	H: 0	E: 0	K: 1	S: 8	R: 0	H: 1	E: 0	K: 0	S: 6	R: 0	H: 0	E: 0	K: 1	S: 5	R: 0	H: 2	E: 0	K: 0	S: 7
	LOB: 2	BB: 3	P: 23	LOB: 0	BB: 0	P: 5	LOB: 2	BB: 0	P: 21	LOB: 1	BB: 0	P: 17	LOB: 0	BB: 0	P: 10	LOB: 0	BB: 0	P: 9	LOB: 0	BB: 0	P: 8	LOB: 0	BB: 0	P: 14	LOB: 1	BB: 0	P: 10	1B: 5	SF: 0	2B: 0	SAC: 0	3B: 1	DP: 2	HR: 0	HBP: 0					

PITCHER	IP	WLS	BF	H	R	ER	SO	BB	IBB	HBP	BLK	WP	HR	S	P	ERA	WHIP
Brian Tollberg, R (1, 1) ERA: 3.01	7.0	W	26	4	0	0	6	3	0	0	0	0	0	59	93	0.00	1.000
Heathcliff Slocumb, R (8, 1) ERA: 5.28	1.0		3	0	0	0	0	0	0	0	0	0	0	10	14	0.00	0.000
Kevin Walker, L (9, 1) ERA: 4.56	1.0		4	2	0	0	0	0	0	0	0	0	0	7	10	0.00	2.000


BOTTOM

San Diego Padres @ Milwaukee Brewers
Milwaukee County Stadium, Milwaukee, WI

Fri Aug 25 2000, 8:05 PM EDT
Att. 20,389 - Cloudy - 77 F

AB	30
R	0
H	6
RBI	0
BB	3
SO	6
LOB	9

livebaseballscorecards.com



Batter	1	2	3	4	5	6	7	8	9	10	AB R H RBI BB SO LOB	TOP									
Eric Owens, R OBP: 0.360, SLG: 0.395 (1, 7)	4-1 BB BB		1-0 E SF8 2B	1-1 FC6-4 FC5-4 1-2f 3-H		2-1 1B 2B		1-0 G6-4-3 1-2f		2-3 K	5 1 2 1 1 1 3	San Diego Padres @ Milwaukee Brewers Milwaukee County Stadium, Milwaukee, WI Sat Aug 26 2000, 8:05 PM EDT Att: 20,240 - Cloudy - 73 F									
Damian Jackson, R OBP: 0.342, SLG: 0.372 (1, 6)	0-1 P4		3-2 E3 CS 2-3	3-2 F7		2-0 2-3 1B			1-1 G4-3		5 0 1 0 0 0 3										
Ryan Klesko, L OBP: 0.399, SLG: 0.558 (1, 3)	4-1 1-2 BB		3-2 SF8 1-2 3-H	0-0 FC5-4 1-2f		0-2 P4			0-1 1B		3 0 1 1 1 0 3										
Phil Nevin, R OBP: 0.371, SLG: 0.549 (1, 5)	0-1 F8		1-1 HR		1-1 F7		1-0 G4-3		1-3 K		5 1 1 1 0 1 3										
Mike Darr, L OBP: 0.343, SLG: 0.433 (1, 9)	2-1 G3		2-1 1B 1B		0-0 FC5 2B		1-2 G6-3		1-0 F7		5 0 2 0 0 0 3										
Bret Boone, R OBP: 0.326, SLG: 0.421 (1, 4)		1-3 K	3-2 FC5-4 1B		3-1 FC5 2-3		0-1 G6-3		0-1 G6-3		5 0 1 0 0 1 1										
Ruben Rivera, R OBP: 0.304, SLG: 0.421 (1, 8)		2-2 G1-3 S 1B	1-0 FC5-4 1-2f		1-0 F9		3-3 K		1-1 F3		5 0 1 0 0 1 3										
Wiki Gonzalez, R OBP: 0.311, SLG: 0.343 (1, 2)		2-1 G1-3		1-1 SH FC6-4 2B		0-1 L4		3-1 HR		2-0 E8 1B 1B	5 3 3 1 0 0 1										
Jay Witasick, R OBP: 0.125, SLG: 0.125 (1, 1)		0-3 K		0-0 SH FC6-4 2-3		0-3 K		3-2 G6-4-3 1B		3-2 1B 3-H	2 0 0 0 0 2 1 0 0 0 0 0 0 0 1 0 0 1 0 1 0 0 1 1 0 0 0 0 0 0 0 0 0 0 0 0 0 0 0 0 0 0 0										
Inning Stats	R: 0 E: 0 K: 0 S: 8	H: 0 LOB: 2 BB: 2 P: 18	R: 0 E: 0 K: 2 S: 12	H: 1 LOB: 1 BB: 0 P: 17	R: 2 E: 1 K: 0 S: 16	H: 4 LOB: 2 BB: 0 P: 30	R: 1 E: 0 K: 0 S: 10	H: 1 LOB: 1 BB: 0 P: 15	R: 0 E: 0 K: 1 S: 11	H: 0 LOB: 0 BB: 0 P: 8	R: 1 E: 0 K: 1 S: 13		H: 2 LOB: 0 BB: 0 P: 23	R: 0 E: 0 K: 1 S: 8	H: 1 LOB: 1 BB: 0 P: 11	R: 1 E: 1 K: 1 S: 11	H: 2 LOB: 1 BB: 0 P: 19	1B: 8 2B: 4 3B: 0 HR: 2	SF: 1 SAC: 1 DP: 1 HBP: 0	WP: 0 PB: 0 SB: 1 CS: 1	PA: 46
PITCHER	IP WLS BF H R ER SO BB IBB HBP BLK WP HR S P ERA WHIP																				
Paul Rigdon, R ERA: 6.22 (1, 1)	5.2	29	9	3	3	3	2	0	0	0	0	0	0	0	60	103	4.76	1.941			
Valerio De Los Santos, L ERA: 5.67 (6, 1)	0.1	1	0	0	0	0	0	0	0	0	0	0	0	3	3	0.00	0.000				
Juan Acevedo, R ERA: 3.84 (7, 1)	2.0	7	2	1	1	1	0	0	0	0	0	0	0	1	19	31	4.50	1.000			
Ray King, L ERA: 2.12 (9, 1)	1.0	4	1	0	0	1	0	0	0	0	0	0	0	8	11	0.00	1.000				
Curt Leskanic, R ERA: 2.79 (10, 1)	1.0	W 5	2	1	0	1	0	0	0	0	0	0	0	11	19	0.00	2.000				

AB	42
R	5
H	14
RBI	5
BB	2
SO	6
LOB	21



Batter	1	2	3	4	5	6	7	8	9	AB R H RBI BB SO LOB	TOP														
Eric Owens, R (1, 7) OBP: 0.359, SLG: 0.393	1-1 F9			0-0 F9		2-1 G5-3		1-1 1B 1B	0-1 G1-3	5 1 1 0 0 0 2															
Desi Relaford, S (1, 6) OBP: 0.358, SLG: 0.326	3-1 F2			0-1 E4 FC6-4		0-1 G3-1		0-1 1B 1B		4 0 1 1 0 0 0															
Ryan Klesko, L (1, 3) OBP: 0.400, SLG: 0.556	0-1 G3-1			1-2 FC6-4 1B 1-2f		4-1 WP S BB		0-0 1B 1B		3 0 1 1 1 0 1															
Phil Nevin, R (1, 5) OBP: 0.372, SLG: 0.547		1-1 G1-3		1-0 1B		2-1 F9		4-0 G4-3 1B		3 0 1 0 1 0 1															
Mike Darr, L (1, 9) OBP: 0.330, SLG: 0.416		1-3 K		2-3 K		0-0 F7		2-1 G4-3 1-2f		4 0 0 0 0 2 5															
Damian Jackson, R (1, 4) OBP: 0.343, SLG: 0.377		0-0 F9		1-0 F8		1-2 G5-4-3 1B		1-2 S 2B		4 0 2 0 0 0 0															
Ruben Rivera, R (1, 8) OBP: 0.304, SLG: 0.419			1-3 K	1-1 1B		0-0 G5-4-3 1-2f		2-3 K		4 0 1 0 0 2 2															
Wiki Gonzalez, R (1, 2) OBP: 0.310, SLG: 0.339			3-2 G5-3	0-3 K		1-2 F8		4-2 BB		3 0 0 0 1 1 1															
Woody Williams, R (1, 1) OBP: 0.298, SLG: 0.429			2-2 G1-3	1-3 K		4-2 1B BB		1-3 K		2 0 0 0 0 1 1															
John Mabry, L (8, PH) OBP: 0.325, SLG: 0.430										0 1 0 0 1 0 0															
Kevin Walker, L (8, 1) OBP: 0.250, SLG: 0.250										0 0 0 0 0 0 0															
Carlos Almanzar, R (8, 1)										0 0 0 0 0 0 0															
Dave Magadan, L (9, PH) OBP: 0.391, SLG: 0.344										1 0 0 0 0 1 2															
Trevor Hoffman, R (9, 1)										0 0 0 0 0 0 0															
Inning Stats	R: 0 E: 0 K: 0 S: 6	H: 0 LOB: 0 BB: 0 P: 10	R: 0 E: 0 K: 1 S: 6	H: 0 LOB: 0 BB: 0 P: 8	R: 0 E: 0 K: 1 S: 11	H: 0 LOB: 0 BB: 0 P: 17	R: 0 E: 1 K: 1 S: 11	H: 1 LOB: 2 BB: 0 P: 15	R: 0 E: 0 K: 2 S: 9	H: 1 LOB: 1 BB: 0 P: 12	R: 0 E: 0 K: 0 S: 7	H: 0 LOB: 1 BB: 1 P: 15	R: 0 E: 0 K: 0 S: 5	H: 1 LOB: 0 BB: 0 P: 6	R: 2 E: 0 K: 0 S: 13	H: 3 LOB: 2 BB: 2 P: 25	R: 0 E: 0 K: 2 S: 13	H: 1 LOB: 2 BB: 1 P: 21	1B: 6 2B: 1 3B: 0 HR: 0	SF: 0 SAC: 0 DP: 2 HBP: 0	WP: 1 PB: 0 SB: 2 CS: 0	PA: 37			
PITCHER	IP	WLS	BF	H	R	ER	SO	BB	IBB	HBP	BLK	WP	HR	S	P	ERA	WHIP								
John Snyder, R (1, 1) ERA: 5.36	7.0		25	3	0	0	5	1	0	0	0	1	0	55	83	0.00	0.571								
David Weathers, R (8, 1) ERA: 3.67	0.1	L	4	2	2	2	0	1	0	0	0	0	0	10	16	54.00	9.000								
Valerio De Los Santos, L (8, 1) ERA: 5.61	0.2		3	1	0	0	0	0	1	0	0	0	0	3	9	0.00	1.500								
Curt Leskanic, R (9, 1) ERA: 2.74	1.0		5	1	0	0	2	1	0	0	0	0	0	13	21	0.00	2.000								

San Diego Padres @ Milwaukee Brewers
Milwaukee County Stadium, Milwaukee, WI

Sun Aug 27 2000, 2:05 PM EDT
Att. 21,785 - Sunny - 75 F

AB	33
R	2
H	7
RBI	2
BB	4
SO	7
LOB	15



BOTTOM

San Diego Padres @ Milwaukee Brewers
Milwaukee County Stadium, Milwaukee, WI

Sun Aug 27 2000, 2:05 PM EDT
Att: 21,785 - Sunny - 75 F

livebaseballscorecards.com

AB	33
R	1
H	8
RBI	1
BB	3
SO	5
LOB	17



WP:	1	PA:	38
PB:	0		
SB:	0		
CS:	0		

Batter	1	2	3	4	5	6	7	8	9	AB	R	H	RBI	BB	SO	LOB
James Mouton, R OBP: 0.360, SLG: 0.317 (1, 8)	G5-3		1B		F7		HBP		F8	4	0	1	0	0	0	0
Mark Loretta, R OBP: 0.375, SLG: 0.444 (1, 6)	P4		L4		F9		F9		G4-3	5	0	0	0	0	0	3
Geoff Jenkins, L OBP: 0.365, SLG: 0.579 (1, 7)	2B		1B		F8		G4-3			4	1	2	0	0	0	2
Richie Sexson, R OBP: 0.335, SLG: 0.499 (1, 3)	2B		K		BB		BB		K	3	0	1	1	1	2	2
Jeremy Burnitz, L OBP: 0.342, SLG: 0.439 (1, 9)	K		G6-3		F7		BB		BB	4	0	1	0	0	1	4
Raul Casanova, S OBP: 0.335, SLG: 0.425 (1, 2)		G3-1			F8		BB		BB	2	0	0	0	2	0	0
Tyler Houston, L OBP: 0.281, SLG: 0.500 (8, PH)		WP			F5		G4-3		F9	3	0	1	0	0	0	2
Charlie Hayes, R OBP: 0.348, SLG: 0.367 (9, 5)		2B								1	0	0	0	0	0	2
Ronnie Belliard, R OBP: 0.353, SLG: 0.389 (1, 4)		K			G5-3		SH5-4		1B	4	0	2	0	0	1	1
John Snyder, R OBP: 0.161, SLG: 0.138 (7, PH)																
Luis Lopez, S OBP: 0.287, SLG: 0.269 (8, 1)																
David Weathers, R (8, 1)																
Valerio De Los Santos, L (9, 1)																
Curt Leskanic, R (9, PH)																
Mark Sweeney, L OBP: 0.349, SLG: 0.321 (9, PH)																

Batter	1	2	3	4	5	6	7	8	9
James Mouton, R OBP: 0.360, SLG: 0.317 (1, 8)	G5-3		1B		F7		HBP		F8
Mark Loretta, R OBP: 0.375, SLG: 0.444 (1, 6)	P4		L4		F9		F9		G4-3
Geoff Jenkins, L OBP: 0.365, SLG: 0.579 (1, 7)	2B		1B		F8		G4-3		
Richie Sexson, R OBP: 0.335, SLG: 0.499 (1, 3)	2B		K		BB		BB		K
Jeremy Burnitz, L OBP: 0.342, SLG: 0.439 (1, 9)	K		G6-3		F7		BB		BB
Raul Casanova, S OBP: 0.335, SLG: 0.425 (1, 2)		G3-1			F8		BB		BB
Tyler Houston, L OBP: 0.281, SLG: 0.500 (8, PH)		WP			F5		G4-3		F9
Charlie Hayes, R OBP: 0.348, SLG: 0.367 (9, 5)		2B							
Ronnie Belliard, R OBP: 0.353, SLG: 0.389 (1, 4)		K			G5-3		SH5-4		1B
John Snyder, R OBP: 0.161, SLG: 0.138 (7, PH)									
Luis Lopez, S OBP: 0.287, SLG: 0.269 (8, 1)									
David Weathers, R (8, 1)									
Valerio De Los Santos, L (9, 1)									
Curt Leskanic, R (9, PH)									
Mark Sweeney, L OBP: 0.349, SLG: 0.321 (9, PH)									

Inning	R	H	E	K	S	P	BB	IBB	HBP	BLK	WP	HR	S	P	ERA	WHIP
1	1	2	0	13	20											
2	0	1	0	11	18											
3	0	2	0	14	22											
4	0	0	0	8	11											
5	0	0	0	8	13											
6	0	0	0	10	21											
7	0	1	0	7	11											
8	0	2	0	13	19											
9	0	0	0	5	7											

PITCHER	IP	WLS	BF	H	R	ER	SO	BB	IBB	HBP	BLK	WP	HR	S	P	ERA	WHIP
Woody Williams, R ERA: 4.02 (1, 1)	7.0	W	30	6	1	1	4	2	0	1	0	1	0	71	116	1.29	1.143
Kevin Walker, L ERA: 4.45 (8, 1)	0.1	H	3	1	0	0	1	1	0	0	0	0	0	9	15	0.00	6.000
Carlos Almanzar, R ERA: 4.4 (8, 1)	0.2	H	2	1	0	0	0	0	0	0	0	0	0	4	4	0.00	1.500
Trevor Hoffman, R ERA: 3.57 (9, 1)	1.0	S	3	0	0	0	0	0	0	0	0	0	0	5	7	0.00	0.000

Batter	1	2	3	4	5	6	7	8	9	AB R H RBI BB SO LOB	TOP		
Damian Jackson, R (1, 4) OBP: 0.344, SLG: 0.377	1-2 L9		1-3 K		2-2 E 1B		3-1 P3		0-1 2B 1B	5 2 2 1 0 1 0			
Desi Relaford, S (1, 6) OBP: 0.361, SLG: 0.330	2-2 P3		1-0 F8		0-0 E 1B			1-0 1B HR 1B	1-1 2B 1B	5 2 3 0 0 0 0			
Ryan Klesko, L (1, 3) OBP: 0.400, SLG: 0.554	0-0 F8			1-2 G3-1	1-2 E9 1B			0-0 HR 1B	1-1 F3	5 1 2 1 0 0 3			
Phil Nevin, R (1, 5) OBP: 0.375, SLG: 0.555 Heathcliff Slocumb, R (9, 1)		1-2 F7		4-2 BB	2-0 F9			1-1 HR	3-1 2B	4 1 2 6 1 0 2 0 0 0 0 0 0 0			
John Mabry, L (1, 9) OBP: 0.317, SLG: 0.418 29 Kory DeHaan, L (8, 9) OBP: 0.244, SLG: 0.318		1-1 F8		0-0 F2		1-0 P3		2-2 G4-3	0-0 G6-3	4 0 0 0 0 0 1 1 0 0 0 0 0 1			
Mike Darr, L (1, 7) OBP: 0.328, SLG: 0.404		4-0 BB BB		2-1 F8		1-2 G3		2-3 K		3 0 0 0 1 1 1			
Ruben Rivera, R (1, 8) OBP: 0.303, SLG: 0.416		4-1 BB			0-1 F9	3-3 K		2-1 F7		3 0 0 0 1 1 0			
George Williams, S (1, 2) OBP: 0.143, SLG: 0.143		3-3 K			0-0 SH3-4 1B		2-2 P5		0-2 F2	4 1 1 0 0 1 2			
Matt Clement, R (1, 1) OBP: 0.154, SLG: 0.125 Donne Wall, R (8, 1) Dave Magadan, L (9, PH) OBP: 0.391, SLG: 0.351			2-3 K		0-0 SH3-4		0-0 F7		2-1 1B 1B 2B 1B	2 0 0 0 0 1 0 0 0 0 0 0 0 0 1 1 1 0 0 0 0			
Inning Stats	R: 0 E: 0 K: 0 S: 7 H: 0 LOB: 0 BB: 0 P: 10	R: 0 E: 0 K: 1 S: 11 H: 0 LOB: 2 BB: 2 P: 24	R: 0 E: 0 K: 2 S: 8 H: 0 LOB: 0 BB: 0 P: 12	R: 0 E: 0 K: 0 S: 8 H: 0 LOB: 1 BB: 1 P: 15	R: 2 E: 1 K: 0 S: 13 H: 4 LOB: 2 BB: 0 P: 18	R: 0 E: 0 K: 1 S: 9 H: 0 LOB: 0 BB: 0 P: 14	R: 0 E: 0 K: 0 S: 8 H: 0 LOB: 0 BB: 0 P: 13	R: 3 E: 0 K: 1 S: 15 H: 3 LOB: 0 BB: 0 P: 23	R: 3 E: 0 K: 0 S: 14 H: 4 LOB: 1 BB: 0 P: 21	1B: 9 2B: 1 3B: 0 HR: 1 SF: 0 SAC: 1 DP: 0 HBP: 0	WP: 0 PB: 0 SB: 0 CS: 0 PA: 41		
PITCHER	IP WLS BF H R ER SO BB IBB HBP BLK WP HR S P ERA WHIP											PITCHER	IP WLS BF H R ER SO BB IBB HBP BLK WP HR S P ERA WHIP
Ruben Quevedo, R (1, 1) ERA: 6.61	7.1 L 32 7 5 5 4 3 0 0 0 0 0 1 71 117 6.14 1.364												
Felix Heredia, L (8, 1) ERA: 4.71	0.2 2 0 0 0 1 0 0 0 0 0 0 8 12 0.00 0.000												
Tim Worrell, R (9, 1) ERA: 3.6	1.0 7 4 3 3 0 0 0 0 0 0 0 0 14 21 27.00 4.000												

San Diego Padres @ Chicago Cubs
Wrigley Field, Chicago, IL
 Mon Aug 28 2000, 7:05 PM CDT
 Att. 32,983 - Sunny - 76 F

livebaseballscorecards.com

AB	37
R	8
H	11
RBI	8
BB	3
SO	5
LOB	10



Batter	1	2	3	4	5	6	7	8	9	AB R H RBI BB SO LOB
Eric Young Sr., R OBP: 0.366, SLG: 0.398 (1, 4)	0-2 G4-3 1B		2-1 G4-6-3 1-2f		2-2 G6-3		4-1 BB		4-2 BB	3 0 1 0 2 0 1
Gary Matthews, S OBP: 0.290, SLG: 0.351 (1, 8)	3-1 G4-3 1-2		4-0 2B BB			4-0 WP FC6 BB	1-1 G6-3		1-1 G1-3	3 2 0 0 2 0 3
Sammy Sosa, R OBP: 0.404, SLG: 0.636 (1, 9)	0-2 F8		0-0 2B 1-H			4-0 FC6 WP 1-2 BB		1-3 K		3 0 1 1 1 1 1
Mark Grace, L OBP: 0.391, SLG: 0.446 Brant Brown, L OBP: 0.233, SLG: 0.309 (1, 3) (8, 3)	3-1 G1-3		3-2 F8			2-1 FC3 FC6 1-2 2-3		4-2 G6-3 BB BB		3 0 0 0 0 0 4 0 0 0 0 1 0 0
Roosevelt Brown, L OBP: 0.308, SLG: 0.458 (1, 7)		1-0 G4-3		3-3 K		1-3 K		4-2 G6-3 BB		3 0 0 0 1 2 3
Ricky Gutierrez, R OBP: 0.385, SLG: 0.417 Tim Worrell, R (1, 6) (9, 1)		4-0 BB		0-0 F9		0-1 FC6 G4-6-3 1-2 2-3 3-H		0-0 G6-3		3 0 0 1 1 0 4 0 0 0 0 0 0 0
Jeff Reed, L OBP: 0.341, SLG: 0.335 (1, 2)		2-0 F9		1-1 F7		0-1 G4-6-3 1-2f		1-3 K		4 0 0 0 0 1 6
Jeff Huson, L OBP: 0.318, SLG: 0.330 (1, 5) (9, 6)		1-2 F2			1-0 G4-3		0-1 F7		0-2 G4-3	4 0 0 0 0 0 1
Ruben Quevedo, R OBP: 0.174, SLG: 0.174 Felix Heredia, L Willie Greene, L OBP: 0.301, SLG: 0.366 (1, 1) (8, 1) (9, 5)			0-0 G4-6-3 1B		0-0 G5-3		1-0 G5-3		3-2 F8	3 0 1 0 0 0 0 0 0 0 0 0 0 0 1 0 0 0 0 0 0

Inning Stats	R: 0 E: 0 K: 10 S: 10	H: 1 LOB: 1 BB: 0 P: 16	R: 0 E: 0 K: 5 S: 5	H: 0 LOB: 1 BB: 1 P: 13	R: 1 E: 0 K: 7 S: 7	H: 2 LOB: 1 BB: 1 P: 16	R: 0 E: 0 K: 1 S: 7	H: 0 LOB: 0 BB: 0 P: 11	R: 0 E: 0 K: 6 S: 6	H: 0 LOB: 0 BB: 0 P: 9	R: 1 E: 0 K: 1 S: 9	H: 0 LOB: 2 BB: 2 P: 20	R: 0 E: 0 K: 6 S: 6	H: 0 LOB: 1 BB: 1 P: 12	R: 0 E: 0 K: 13 S: 13	H: 0 LOB: 2 BB: 2 P: 23	R: 0 E: 0 K: 11 S: 11	H: 0 LOB: 1 BB: 1 P: 19	1B: 2 2B: 1 3B: 0 HR: 0	SF: 0 SAC: 0 DP: 2 HBP: 0
--------------	--------------------------------	----------------------------------	------------------------------	----------------------------------	------------------------------	----------------------------------	------------------------------	----------------------------------	------------------------------	---------------------------------	------------------------------	----------------------------------	------------------------------	----------------------------------	--------------------------------	----------------------------------	--------------------------------	----------------------------------	----------------------------------	------------------------------------


BOTTOM

San Diego Padres @ Chicago Cubs
Wrigley Field, Chicago, IL

Mon Aug 28 2000, 7:05 PM CDT
Att: 32,983 - Sunny - 76 F

livebaseballscorecards.com

AB	30
R	2
H	3
RBI	2
BB	8
SO	4
LOB	23



WP: 1	PA: 38
PB: 0	
SB: 0	
CS: 0	

PITCHER	IP	WLS	BF	H	R	ER	SO	BB	IBB	HBP	BLK	WP	HR	S	P	ERA	WHIP
Matt Clement, R ERA: 4.97 (1, 1)	7.1	W	31	3	2	2	3	6	0	0	0	1	0	56	108	2.46	1.227
Donne Wall, R ERA: 3.55 (8, 1)	0.2	H	3	0	0	0	1	1	0	0	0	0	0	7	12	0.00	1.500
Heathcliff Slocumb, R ERA: 5.19 (9, 1)	1.0		4	0	0	0	0	1	0	0	0	0	0	11	19	0.00	1.000

Batter	1	2	3	4	5	6	7	8	9	10	11	12	13	AB R H RBI BB SO LOB	TOP											
Eric Owens, R OBP: 0.356, SLG: 0.390 (1, 7) (13, 9)	G6-3		L4		G1-3	FC5-2		K		G3				7 0 1 0 0 1 7												
Damian Jackson, R OBP: 0.343, SLG: 0.374 (1, 4) (13, 7)	F7		BB 1B BB		P4	K			BB 1B	K		1B		6 2 1 0 1 2 6												
Ryan Klesko, L OBP: 0.398, SLG: 0.548 (1, 3)	K		1B BB		G3-1				K					5 0 0 1 2 2 1												
Phil Nevin, R OBP: 0.379, SLG: 0.556 (1, 5)		F3				2B 1B BB		K			G4-3		P6	5 1 3 2 2 1 1												
Mike Darr, L OBP: 0.325, SLG: 0.405 (1, 9) (8, 8)		K				1B SF9 2B		G4-3			1B BB		L6	7 1 2 1 0 1 5												
Wiki Gonzalez, R OBP: 0.310, SLG: 0.335 (1, 2)		F9			G6-3	SF9 HBP FC5-2 1B		F8		L8			FC6-4	6 0 1 1 1 0 4												
Ruben Rivera, R OBP: 0.304, SLG: 0.413 Dave Magadan, L OBP: 0.386, SLG: 0.347 John Mabry, L OBP: 0.311, SLG: 0.409 Trevor Hoffman, R (1, 1)						SF9 HBP FC5-2 1B		K		G3			F9	2 0 0 0 0 1 0												
Desi Relaford, S OBP: 0.366, SLG: 0.331 (1, 6)						SF9							P4	1 0 0 0 0 1 0												
Adam Eaton, R Carlos Almanzar, R 3B Kory Ligon, L Tyler Colton, R George Williams, S Heathcliff Slocumb, R Woody Williams, R Kevin Willits, L Joe Vitek, R Donnie Wall, R 1B Kevin Nicholson, S						BB E BB BB				G3 S 1B			P4	3 0 0 0 0 0 4												
Inning Stats	R: 0 E: 0 K: 1 S: 8	H: 0 LOB: 0 BB: 0 P: 12	R: 0 E: 0 K: 1 S: 9	H: 0 LOB: 0 BB: 0 P: 16	R: 3 E: 1 K: 1 S: 13	H: 1 LOB: 2 BB: 3 P: 29	R: 0 E: 0 K: 0 S: 9	H: 0 LOB: 1 BB: 1 P: 16	R: 0 E: 0 K: 1 S: 9	H: 0 LOB: 1 BB: 1 P: 16	R: 0 E: 0 K: 3 S: 11	H: 0 LOB: 1 BB: 1 P: 19	R: 1 E: 0 K: 1 S: 15	H: 2 LOB: 2 BB: 1 P: 27	R: 0 E: 0 K: 2 S: 12	H: 1 LOB: 1 BB: 0 P: 18	R: 0 E: 0 K: 0 S: 7	H: 1 LOB: 1 BB: 0 P: 11	R: 0 E: 0 K: 0 S: 15	H: 2 LOB: 2 BB: 0 P: 20	R: 0 E: 0 K: 0 S: 8	H: 1 LOB: 2 BB: 1 P: 16	1B: 9 2B: 1 3B: 0 HR: 0	SF: 1 SAC: 0 DP: 0 HBP: 1	WP: 0 PB: 0 SB: 1 CS: 0	PA: 61
PITCHER Jamie Arnold, R ERA: 4.32 Kyle Farnsworth, R ERA: 7.39 Steve Rain, R ERA: 3.89 Rick Aguilera, R ERA: 5.04 Todd Van Poppel, R ERA: 3.14	(1, 1) (6, 1) (8, 1) (9, 1) (10, 1)	IP 5.0 2.0 1.0 1.0 2.0	WLS 0 B H B	BF 25 8 4 6 8	H 3 0 0 2 2	R 5 0 0 1 0	ER 2 0 0 1 0	SO 3 2 0 1 2	BB 5 0 0 0 0	IBB 0 0 0 0 0	HBP 1 0 0 0 0	BLK 0 0 0 0 0	WP 0 0 0 0 0	HR 0 0 0 0 0	S 47 18 11 15 19	P 92 33 19 27 29	ERA 3.60 0.00 0.00 9.00 0.00	WHIP 1.600 1.000 1.000 3.000 1.000								
PITCHER Felix Heredia, L ERA: 4.5	(12, 1)	IP 2.0	WLS W	BF 10	H 3	R 0	ER 0	SO 0	BB 0	IBB 1	HBP 0	BLK 0	WP 0	HR 0	S 23	P 36	ERA 0.00	WHIP 1.500								

San Diego Padres @ Chicago Cubs
Wrigley Field, Chicago, IL
Tue Aug 29 2000, 7:05 PM CDT
Att: 31,984 - Cloudy - 73 F

livebaseballscorecards.com

AB	49
R	6
H	10
RBI	6
BB	10
SO	11
LOB	32



Batter	1	2	3	4	5	6	7	8	9	10	11	12	13	AB R H RBI BB SO LOB
Eric Young Sr., R OBP: 0.364, SLG: 0.397 (1, 4)	G6-3		B5-3	P3		F9	F9			K			SH1-3 SF8 2B	7 1 1 0 0 1 2
Gary Matthews, S OBP: 0.292, SLG: 0.337 (1, 8) (9, 7)	G3 BB		F7	G4-3		BB SF9 1B BB		K		K			SH1-3 2-3	4 1 0 0 2 2 1
Sammy Sosa, R OBP: 0.406, SLG: 0.635 (1, 9)	G3		BB 1B BB	K		SF9 BB 1B		G3 2B		K			IBB IBB	5 1 2 0 2 2 2
Mark Grace, L OBP: 0.396, SLG: 0.446 (1, 3)	G4-3		1B 1B BB			2B SF9 1B		G3					IBB	3 2 1 0 4 0 2
Roosevelt Brown, L OBP: 0.323, SLG: 0.500 (8, 1)			K			0-0		F7					SF8	4 2 2 2 0 1 1
Rick Aquilera, R (8, 1)						SF9								0 0 0 0 0 0 0
Todd Van Poppel, R (10, 1)						1-3 2-H		2-3 3-H						0 0 0 0 0 0 0
Shane Andrews, R OBP: 0.308, SLG: 0.468 (11, PH)			1B 1B 1B			1-3 FC4 2B								1 0 0 0 0 1 1
Felix Heredia, L (12, 1)														0 0 0 0 0 0 0
Ricky Gutierrez, R OBP: 0.384, SLG: 0.417 (13, PH)														0 0 0 1 0 0 0
Joe Girardi, R OBP: 0.360, SLG: 0.406 (1, 2)			BB 1B	1B		SF9		K		G5-3			F9	5 0 2 2 0 1 3
Willie Greene, L OBP: 0.299, SLG: 0.362 (1, 5)			1B	1B		2-3 3-H								6 0 1 2 0 0 1
Jeff Huson, L OBP: 0.310, SLG: 0.314 (1, 6)			L9	1B		FC4 FC3-6		F8		G4-3			G4-3	5 0 0 0 1 0 3
Jamie Arnold, R OBP: 0.333, SLG: 0.667 (1, 1)			1-2 3-H	1B		3-H								3 0 1 0 0 1 3
Kyle Farnsworth, R OBP: 0.083, SLG: 0.167 (6, 1)			4-0			0-2		G6-3		L8			F7	0 0 0 0 0 0 0
Brant Brown, L OBP: 0.237, SLG: 0.309 (7, PH)			1-2	BB		1-2f		G6-3						0 0 0 0 0 0 0
Steve Rain, R (8, 1)			BB											0 0 0 0 0 0 0
Damon Buford, R OBP: 0.332, SLG: 0.413 (9, 8)			P6					G6-3		P4			K	2 0 0 0 0 1 0
Adam Eaton, R ERA: 3.19 (1, 1)														
Carlos Almanzar, R ERA: 4.33 (5, 1)														
Todd Eridos, R ERA: 5.15 (6, 1)														
Heathcliff Slocumb, R ERA: 5.02 (8, 1)														
Kevin Walker, L ERA: 4.29 (10, 1)														

Inning Stats	R: 0	H: 0	E: 0	K: 0	S: 8	LOB: 1	BB: 1	P: 17	R: 0	H: 1	E: 0	K: 2	S: 13	LOB: 2	BB: 1	P: 24	R: 3	H: 3	E: 0	K: 0	S: 22	LOB: 2	BB: 2	P: 40	R: 0	H: 1	E: 0	K: 1	S: 12	LOB: 1	BB: 0	P: 14	R: 2	H: 2	E: 0	K: 0	S: 11	LOB: 1	BB: 0	P: 12	R: 1	H: 1	E: 0	K: 1	S: 13	LOB: 2	BB: 2	P: 25	R: 0	H: 0	E: 0	K: 0	S: 11	LOB: 1	BB: 1	P: 19	R: 0	H: 1	E: 0	K: 1	S: 9	LOB: 1	BB: 0	P: 15	R: 0	H: 0	E: 0	K: 0	S: 6	LOB: 0	BB: 0	P: 8	R: 0	H: 0	E: 0	K: 2	S: 8	LOB: 0	BB: 0	P: 15	R: 0	H: 0	E: 0	K: 1	S: 12	LOB: 1	BB: 1	P: 20	R: 0	H: 0	E: 0	K: 0	S: 9	LOB: 0	BB: 0	P: 12	R: 1	H: 1	E: 0	K: 0	S: 7	LOB: 2	BB: 2	P: 19	1B: 6	SF: 3	2B: 4	SAC: 1	HR: 0	HBP: 0	WP: 0	PA: 59
PITCHER	IP	WLS	BF	H	R	ER	SO	BB	IBB	HBP	BLK	WP	HR	S	P	ERA	WHIP																			IP	WLS	BF	H	R	ER	SO	BB	IBB	HBP	BLK	WP	HR	S	P	ERA	WHIP																																																												
Adam Eaton, R ERA: 3.19 (1, 1)	4.0		23	7	5	5	3	4	0	0	0	0	0	57	97	11.25	2.750																			Donne Wall, R ERA: 3.48 (12, 1)	1.0		3	0	0	0	1	0	0	0	0	0	9	10	0.00	0.000																																																												
Carlos Almanzar, R ERA: 4.33 (5, 1)	1.0		4	0	0	0	0	0	0	0	0	0	0	9	10	0.00	0.000																			Trevor Hoffman, R ERA: 3.68 (13, 1)	0.2	L	5	1	1	1	0	0	2	0	0	0	0	7	19	13.50	1.500																																																											
Todd Eridos, R ERA: 5.15 (6, 1)	2.0		10	1	1	1	1	3	0	0	0	0	0	24	44	4.50	2.000																																																																																															
Heathcliff Slocumb, R ERA: 5.02 (8, 1)	2.0		7	1	0	0	1	0	0	0	0	0	0	15	23	0.00	0.500																																																																																															
Kevin Walker, L ERA: 4.29 (10, 1)	2.0		7	0	0	0	4	1	0	0	0	0	0	20	35	0.00	0.500																																																																																															

BOTTOM

San Diego Padres @ Chicago Cubs
Wrigley Field, Chicago, IL

Tue Aug 29 2000, 7:05 PM CDT
Att. 31,984 - Cloudy - 73 F

livebaseballscorecards.com

AB	45
R	7
H	10
RBI	7
BB	10
SO	10
LOB	19



Batter	1	2	3	4	5	6	7	8	9	AB R H RBI BB SO LOB	TOP											
Eric Owens, R (1, 7) OBP: 0.353, SLG: 0.386	1-0 G6-3		0-1 G4-3		2-3 K			1-1 G4-3		4 0 0 0 0 1 1												
Damian Jackson, R (1, 4) OBP: 0.345, SLG: 0.379	0-1 2B 3B		0-2 G6-3		1-3 K			1-2 HBP		3 1 1 0 0 1 1												
Ryan Klesko, L (1, 3) OBP: 0.399, SLG: 0.550	2-1 2B		1-1 1B		0-0 F8			1-3 K		4 0 2 1 0 1 1												
Phil Nevin, R (1, 5) OBP: 0.376, SLG: 0.551	2-2 F7		3-3 K		0-2 F7			2-1 G5-3		4 0 0 0 0 1 3												
Mike Darr, L (1, 9) OBP: 0.323, SLG: 0.395	3-3 K			0-0 G6-3		3-3 K			4-2 BB BB	3 0 0 0 1 2 1												
Wiki Gonzalez, R (1, 2) OBP: 0.313, SLG: 0.335		1-2 1B		0-1 G4-1			4-0 FC5-4 BB		0-0 F7	3 0 1 0 1 0 1												
Ruben Rivera, R (1, 8) OBP: 0.301, SLG: 0.410		1-0 P5		1-0 F9			1-1 FC5-4 G4-3		4-1 BB	3 0 0 0 0 0 2												
Dave Magadan, L (9, PH) OBP: 0.393, SLG: 0.347										0 0 0 0 1 0 0												
29 Kory DeHaan, L (9, PR) OBP: 0.253, SLG: 0.318										0 0 0 0 0 0 0												
Desi Relaford, S (1, 6) OBP: 0.365, SLG: 0.328		0-0 F7			4-2 SH3-4 BB		0-1 G4-3		1-1 P6	3 0 0 0 1 0 4												
Brian Tollberg, R (1, 1) OBP: 0.120, SLG: 0.120							0-0 SH3-4		1-2 G4-3	2 0 0 0 0 1 2												
John Mabry, L (9, PH) OBP: 0.309, SLG: 0.407									1-2 G4-3	1 0 0 0 0 0 2												
Inning Stats	R: 1 E: 0 K: 1 S: 12	H: 2 LOB: 1 BB: 0 P: 20	R: 0 E: 0 K: 1 S: 10	H: 1 LOB: 1 BB: 0 P: 14	R: 0 E: 0 K: 1 S: 11	H: 1 LOB: 1 BB: 0 P: 15	R: 0 E: 0 K: 0 S: 4	H: 0 LOB: 0 BB: 0 P: 5	R: 0 E: 0 K: 2 S: 10	H: 0 LOB: 1 BB: 1 P: 17	R: 0 E: 0 K: 1 S: 9	H: 0 LOB: 0 BB: 0 P: 12	R: 0 E: 0 K: 0 S: 7	H: 0 LOB: 1 BB: 1 P: 14	R: 0 E: 0 K: 1 S: 9	H: 0 LOB: 1 BB: 0 P: 14	R: 0 E: 0 K: 0 S: 9	H: 0 LOB: 2 BB: 2 P: 19	1B: 2 2B: 1 3B: 1 HR: 0	SF: 0 SAC: 1 DP: 0 HBP: 1	WP: 0 PB: 0 SB: 0 CS: 0	PA: 36
PITCHER	IP WLS BF H R ER SO BB IBB HBP BLK WP HR S P ERA WHIP																					
Jon Lieber, R (1, 1) ERA: 4.12	8.0 W 31 4 1 1 7 2 0 1 0 0 0 0 72 111 1.12 0.750																					
Steve Rain, R (9, 1) ERA: 3.79	1.0 5 0 0 0 0 2 0 0 0 0 0 0 9 19 0.00 2.000																					

San Diego Padres @ Chicago Cubs
 Wrigley Field, Chicago, IL
 Wed Aug 30 2000, 1:20 PM CDT
 Att. 30,122 - Overcast - 74 F

AB	30
R	1
H	4
RBI	1
BB	4
SO	7
LOB	18



Batter	1	2	3	4	5	6	7	8	9	AB	R	H	RBI	BB	SO	LOB
Eric Young Sr., R OBP: 0.365, SLG: 0.400 (1, 4)	0-1 L8		1-2 F9				1-0 2B			4	0	2	0	0	0	0
Gary Matthews, S OBP: 0.282, SLG: 0.324 (1, 8) (9, 7)	2-3 K		2-0 F7				2-3 K			4	1	0	0	0	2	3
Sammy Sosa, R OBP: 0.410, SLG: 0.649 (1, 9)	1-0 2B 1B			3-2 HR			3-1 HR			3	3	3	4	1	0	0
Mark Grace, L OBP: 0.396, SLG: 0.447 (1, 3)	1-1 2B			4-2 1B BB			1-0 P6			3	0	1	1	1	0	2
Roosevelt Brown, L OBP: 0.314, SLG: 0.469 Damon Buford, R OBP: 0.332, SLG: 0.413 (1, 7) (9, 8)	1-3 K			2-2 1B			0-0 F9			4	0	1	0	0	1	1
Shane Andrews, R OBP: 0.306, SLG: 0.461 Steve Rain, R (9, 1)		1-1 G5-3		1-2 G6-4-3 1B			0-1 1B			4	0	1	0	0	0	2
Jeff Reed, L OBP: 0.340, SLG: 0.333 (1, 2)		2-2 P4		1-3 K			2-2 F7			4	0	1	0	0	1	2
Jeff Huson, L OBP: 0.299, SLG: 0.302 (1, 6)		0-2 G3					1-0 G6-3			4	0	0	0	0	0	2
Jon Lieber, L OBP: 0.217, SLG: 0.254 Willie Greene, L OBP: 0.299, SLG: 0.362 (1, 1) (9, 5)			2-3 K				0-0 HR 1B			3	1	1	0	0	1	0

Inning Stats	R: 1 E: 0 K: 2 S: 11	H: 2 LOB: 1 BB: 0 P: 16	R: 0 E: 0 K: 0 S: 8	H: 0 LOB: 0 BB: 0 P: 11	R: 0 E: 0 K: 1 S: 7	H: 0 LOB: 0 BB: 0 P: 12	R: 1 E: 0 K: 1 S: 15	H: 2 LOB: 1 BB: 1 P: 26	R: 3 E: 0 K: 0 S: 9	H: 3 LOB: 0 BB: 0 P: 17	R: 0 E: 0 K: 0 S: 8	H: 1 LOB: 1 BB: 0 P: 12	R: 0 E: 0 K: 1 S: 8	H: 1 LOB: 2 BB: 1 P: 16	R: 0 E: 0 K: 0 S: 10	H: 1 LOB: 1 BB: 0 P: 15	1B: 6 2B: 2 3B: 0 HR: 2	SF: 0 SAC: 0 DP: 1 HBP: 0	
PITCHER Brian Tollberg, R ERA: 3.25 (1, 1)	IP 8.0	WLS L	BF 35	H 10	R 5	ER 5	SO 5	BB 1	IBB 1	HBP 0	BLK 0	WP 0	HR 2	S 76	P 125	ERA 5.62	WHIP 1.375	WP: 0 PB: 0 SB: 0 CS: 0	PA: 35 ERA WHIP


BOTTOM

San Diego Padres @ Chicago Cubs
Wrigley Field, Chicago, IL

Wed Aug 30 2000, 1:20 PM CDT
Att. 30,122 - Overcast - 74 F

livebaseballscorecards.com

AB	33
R	5
H	10
RBI	5
BB	2
SO	5
LOB	12



Batter	1	2	3	4	5	6	7	8	9	AB R H RBI BB SO LOB	TOP		
Damian Jackson, R (1, 4) OBP: 0.343, SLG: 0.379	3-1 G5-3			0-0 P4	0-0 F2	0-0 2B			1-3 K	5 0 1 0 0 1 2			
Desi Relaford, S (1, 6) OBP: 0.368, SLG: 0.330	2-1 F8			4-2 G6-3 HR	3-2 1B	1-2 G3-1			1-2 BB 1B	4 2 2 0 1 0 1			
Ryan Klesko, L (1, 3) OBP: 0.399, SLG: 0.547 Joe Vitiello, R (9, 3) OBP: 0.326, SLG: 0.500	1-1 F9			3-2 G6-3	1-3 K		2-1 CS 1B		4-0 BB 1B BB 1B	4 1 1 0 1 1 3 0 0 0 0 0 0 0			
Phil Nevin, R (1, 5) OBP: 0.380, SLG: 0.562 Heathcliff Slocumb, R (9, 1)			0-1 G4-3 1B	0-0 HR		1-2 F9 1B 2B	1-3 K		0-2 1B BB 1B	5 2 4 4 0 1 1 0 0 0 0 0 0 0			
John Mabry, L (1, 9) OBP: 0.302, SLG: 0.396 Kevin Walker, L (7, 1) OBP: 0.250, SLG: 0.250 Carlos Almanzar, R (8, 1) Dave Magadan, L (9, PH) OBP: 0.398, SLG: 0.347			1-3 K	0-1 F5		2-2 F9	1-2 SAFE G4-3		4-2 1B BB	4 0 0 0 0 1 3 0 0 0 0 0 0 0 0 0 0 0 0 0 0 0 0 0 0 1 0 0			
Mike Darr, L (1, 7) OBP: 0.333, SLG: 0.412			0-2 G4-3			3-2 1B 2B	0-0 2B 1B		1-2 G4-3	5 2 3 2 0 0 1			
Ruben Rivera, R (1, 8) OBP: 0.303, SLG: 0.408			2-1 F5			3-2 1B FC5-4 1B	0-0 P4		4-2 G6-4-3 BB	4 1 1 0 1 1 4			
Wiki Gonzalez, R (1, 2) OBP: 0.315, SLG: 0.341 George Williams, S (9, PH) OBP: 0.111, SLG: 0.111			1-1 G4-3			1-1 FC5-4 1B	2-1 29 HR 2B		0-0 F9	4 1 2 2 0 0 1 1 0 0 0 0 0 3			
Jay Witasick, R (1, 1) OBP: 0.111, SLG: 0.111 29 Kory DeHaan, L (6, PH) OBP: 0.261, SLG: 0.360 Todd Erdos, R (6, 1) Eric Owens, R (7, 7) OBP: 0.355, SLG: 0.388			1-3 K			0-2 FC5-4 1B	1-0 HR		0-0 BB 1B 1B	2 0 0 1 0 1 1 1 1 1 2 0 0 0 0 0 0 0 0 0 0 1 1 1 0 0 0 0			
Inning Stats	R: 0 H: 0 E: 0 LOB: 0 K: 0 BB: 0 S: 6 P: 12	R: 0 H: 1 E: 0 LOB: 0 K: 1 BB: 0 S: 10 P: 11	R: 0 H: 0 E: 0 LOB: 0 K: 1 BB: 0 S: 8 P: 12	R: 2 H: 1 E: 0 LOB: 0 K: 0 BB: 1 S: 9 P: 16	R: 2 H: 4 E: 0 LOB: 2 K: 1 BB: 0 S: 19 P: 30	R: 4 H: 5 E: 0 LOB: 1 K: 0 BB: 0 S: 18 P: 25	R: 0 H: 1 E: 0 LOB: 0 K: 1 BB: 0 S: 10 P: 14	R: 0 H: 0 E: 0 LOB: 0 K: 0 BB: 1 S: 5 P: 10	R: 3 H: 4 E: 0 LOB: 3 K: 2 BB: 2 S: 22 P: 35	1B: 10 SF: 0 2B: 4 SAC: 0 3B: 0 DP: 2 HR: 2 HBP: 0	WP: 0 PA: 44 PB: 0 SB: 0 CS: 1		
PITCHER	IP WLS BF H R ER SO BB IBB HBP BLK WP HR S P ERA WHIP											PITCHER	IP WLS BF H R ER SO BB IBB HBP BLK WP HR S P ERA WHIP
Kevin Tapani, R (1, 1) ERA: 4.77	5.2 L 26 9 7 7 3 1 0 0 0 0 0 1 65 99 11.12 1.765												
Kyle Farnsworth, R (6, 1) ERA: 7.38	1.1 6 3 1 1 1 0 0 0 0 0 0 1 15 21 6.75 2.250												
Felix Heredia, L (8, 1) ERA: 4.4	1.0 3 0 0 0 0 1 0 0 0 0 0 0 5 10 0.00 1.000												
76 Daniel Garibay, L (9, 1) ERA: 4.88	0.1 4 2 3 3 1 1 0 0 0 0 0 0 8 14 81.00 9.000												
Todd Van Poppel, R (9, 1) ERA: 3.11	0.2 5 2 0 0 0 1 1 0 0 0 0 0 0 14 21 0.00 4.500												

San Diego Padres @ Chicago Cubs
Wrigley Field, Chicago, IL
 Thu Aug 31 2000, 1:20 PM CDT
 Att. 25,965 - Sunny - 90 F

AB	40
R	11
H	16
RBI	11
BB	4
SO	6
LOB	20



BOTTOM

San Diego Padres @ Chicago Cubs
Wrigley Field, Chicago, IL
Thu Aug 31 2000, 1:20 PM CDT
Att. 25,965 - Sunny - 90 F

livebaseballscorecards.com

AB 34
R 5
H 8
RBI 5
BB 7
SO 11
LOB 18



WP: 0 PA: 42
PB: 0
SB: 0
CS: 0

AB R H RBI BB SO LOB

5 1 2 1 0 1 1
3 1 1 0 1 1 2
0 0 0 0 0 0 0
0 0 0 0 0 0 0

3 0 0 0 1 2 2
0 0 0 0 0 0 0
1 0 0 0 0 0 0

3 1 1 1 2 2 2

3 1 2 3 0 0 0
0 0 0 0 0 0 0
2 0 0 0 0 0 3

4 1 1 0 1 1 3

4 0 0 0 0 2 2

3 0 0 0 1 1 1

2 0 1 0 0 1 2
1 0 0 0 1 0 0

1B: 5 SF: 0
2B: 2 SAC: 1
3B: 0 DP: 0
HR: 1 HBP: 0

Batter	1	2	3	4	5	6	7	8	9
Eric Young Sr., R (1, 4) OBP: 0.365, SLG: 0.400	2-3 K	2-0 F7			0-1 BLK SH3 1B		2-2 L4	1-1 FC6-4 1B	
Ricky Gutierrez, R (1, 6) OBP: 0.385, SLG: 0.417 76 Daniel Garibay, L (9, 1) OBP: 0.091, SLG: 0.091 Todd Van Poppel, R (9, 1)	4-2 BB HR BB		2-3 K		1-0 SH3 1B		3-2 BB 1B	1-0 FC6-4 1B	
Sammy Sosa, R (1, 9) OBP: 0.409, SLG: 0.645 Felix Heredia, L (8, 1) Jeff Huson, L (9, 6) OBP: 0.297, SLG: 0.299	1-3 K		3-1 G6-3		0-3 K 1B		4-1 BB 1B		1-0 G3
Mark Grace, L (1, 3) OBP: 0.398, SLG: 0.446	4-0 HR BB		2-3 K		2-1 2B 1B		1-3 K		4-1 G3 BB
Willie Greene, L (1, 5) OBP: 0.302, SLG: 0.380 Kyle Farnsworth, R (6, 1) OBP: 0.083, SLG: 0.167 Gary Matthews, S (7, PH) OBP: 0.277, SLG: 0.318	0-0 HR			1-1 L3	1-2 2B		0-0 G6-3		1-0 G3
Joe Girardi, R (1, 2) OBP: 0.361, SLG: 0.407	2-2 L4			0-1 2B	2-2 G6-3			4-1 BB 1B BB	3-3 K
Ross Gload, L (1, 7)		1-0 F8		0-3 K		0-3 K		0-1 L9	
Damon Buford, R (1, 8) OBP: 0.331, SLG: 0.410		0-3 K		4-0 BB		2-2 F7		0-1 F8	
Kevin Tapani, R (1, 1) OBP: 0.207, SLG: 0.268 Shane Andrews, R (6, 5) OBP: 0.309, SLG: 0.457		1-1 1B		2-3 K		2-1 G4-3		4-0 FC6-4 1B BB	

Inning Stats	R: 3	H: 1	E: 0	LOB: 0	K: 2	BB: 2	S: 13	R: 0	H: 1	E: 0	LOB: 1	K: 1	BB: 0	S: 7	R: 0	H: 0	E: 0	LOB: 0	K: 2	BB: 0	S: 9	R: 0	H: 1	E: 0	LOB: 2	K: 2	BB: 1	S: 10	R: 1	H: 3	E: 0	LOB: 2	K: 1	BB: 0	S: 15	R: 0	H: 0	E: 0	LOB: 0	K: 1	BB: 0	S: 8	R: 0	H: 1	E: 0	LOB: 2	K: 1	BB: 1	S: 14	R: 1	H: 1	E: 0	LOB: 2	K: 0	BB: 2	S: 8	R: 0	H: 0	E: 0	LOB: 1	K: 1	BB: 1	S: 7	1B: 5	SF: 0	2B: 2	SAC: 1	3B: 0	DP: 0	HR: 1	HBP: 0
--------------	------	------	------	--------	------	-------	-------	------	------	------	--------	------	-------	------	------	------	------	--------	------	-------	------	------	------	------	--------	------	-------	-------	------	------	------	--------	------	-------	-------	------	------	------	--------	------	-------	------	------	------	------	--------	------	-------	-------	------	------	------	--------	------	-------	------	------	------	------	--------	------	-------	------	-------	-------	-------	--------	-------	-------	-------	--------

PITCHER	IP	WLS	BF	H	R	ER	SO	BB	IBB	HBP	BLK	WP	HR	S	P	ERA	WHIP
Jay Witasick, R (1, 1) ERA: 6.1	5.0	W	24	6	4	4	8	3	0	0	1	0	1	54	91	7.20	1.800
Todd Erdos, R (6, 1) ERA: 5.0	1.1		6	1	0	0	1	1	0	0	0	0	0	18	31	0.00	1.500
Kevin Walker, L (7, 1) ERA: 4.34	1.1	H	6	0	1	1	1	2	0	0	0	0	0	9	18	6.75	1.500
Carlos Almanzar, R (8, 1) ERA: 4.3	0.1	H	2	1	0	0	0	0	0	0	0	0	0	3	5	0.00	3.000
Heathcliff Slocumb, R (9, 1) ERA: 4.94	1.0		4	0	0	0	1	1	0	0	0	0	0	7	16	0.00	1.000

Batter	1	2	3	4	5	6	7	8	9	10	AB	R	H	RBI	BB	SO	LOB
Damian Jackson, R OBP: 0.344, SLG: 0.378 (1, 7) (9, 6)	4-1 G5-3 1B BB		0-2 F3		0-0 F7			2-1 1-2 1B		2-3 K	4	0	1	0	1	1	0
Desi Relaford, S OBP: 0.365, SLG: 0.327 (1, 6) (8, PH)	0-2 F9		3-3 K			0-0 F8		2-3 K		2-2 G6-3	3	0	0	0	0	1	1
Ryan Klesko, L OBP: 0.398, SLG: 0.545 (9, 1)											1	0	0	0	0	1	2
Will Cunnane, R OBP: 0.200, SLG: 0.400 (10, 1)											0	0	0	0	0	0	0
Trevor Hoffman, R OBP: 0.100, SLG: 0.100 (10, PH)											1	0	0	0	0	0	0
Eric Owens, R OBP: 0.353, SLG: 0.386 (1, 9) (9, 7) (10, 4)	2-1 G5-3 1-2 1B			1-0 G6-3		0-3 K		2-0 G4-3		1-2 F9	5	0	1	0	0	1	2
Phil Nevin, R OBP: 0.379, SLG: 0.558 (1, 5) (1, 5)	2-2 G5-3 1-2 2-3f			0-3 K		2-2 G6-3				4-1 G4-3 1B BB	3	1	0	0	1	1	2
Joe Vitiello, R OBP: 0.326, SLG: 0.475 (1, 3) (9, PH) (10, 3)		3-2 F9		4-2 FC6-4 1B BB			1-2 F9		1-0 F3		2	0	0	0	1	0	0
John Mabry, L OBP: 0.300, SLG: 0.394 (10, 3)											1	0	0	0	0	0	1
Wiki Gonzalez, R OBP: 0.318, SLG: 0.341 (1, 2)		2-2 G6-3		1-2 FC6-4 1-2 1B			1-1 F8		4-1 G4-3 1B BB		3	1	1	0	1	0	0
Ruben Rivera, R OBP: 0.302, SLG: 0.406 (1, 8)		0-0 1B		1-1 FC6-4 1-2f 2-3			1-3 K		0-1 G4-3		4	0	1	0	0	1	4
16 Kevin Nicholson, S OBP: 0.255, SLG: 0.330 (9, PH) (10, 9)		2-2 F8			3-2 P4			0-1 G6-3		3-2 29 S 1B	3	0	0	0	0	0	1
Mike Darr, L OBP: 0.338, SLG: 0.417 (10, 9)											1	0	1	2	0	0	0
Woody Williams, R OBP: 0.280, SLG: 0.400 (1, 1) (8, PH)			3-1 G6-3		2-0 F8			0-2 1B 1B		2-2 F8	2	0	0	0	0	0	0
Dave Magadan, L OBP: 0.403, SLG: 0.354 (8, PR) (9, 9)											1	0	1	0	0	0	0
29 Kory DeHaan, L OBP: 0.258, SLG: 0.356 (10, 7)											1	0	0	0	0	0	1

Inning Stats	R: 0	H: 1	E: 0	LOB: 1	K: 0	S: 10	P: 18	R: 0	H: 1	E: 0	LOB: 1	K: 0	S: 10	P: 17	R: 0	H: 0	E: 0	LOB: 0	K: 1	S: 8	P: 14	R: 0	H: 1	E: 0	LOB: 2	K: 1	S: 11	P: 18	R: 0	H: 0	E: 0	LOB: 0	K: 0	S: 6	P: 11	R: 0	H: 0	E: 0	LOB: 0	K: 1	S: 9	P: 11	R: 0	H: 0	E: 0	LOB: 0	K: 1	S: 9	P: 12	R: 0	H: 2	E: 0	LOB: 2	K: 1	S: 11	P: 17	R: 2	H: 1	E: 0	LOB: 1	K: 0	S: 11	P: 25	R: 0	H: 0	E: 0	LOB: 0	K: 1	S: 9	P: 14	1B: 6	SF: 0	2B: 0	SAC: 0	3B: 0	DP: 1	HR: 0	HBP: 0	WP: 0	PA: 39
--------------	------	------	------	--------	------	-------	-------	------	------	------	--------	------	-------	-------	------	------	------	--------	------	------	-------	------	------	------	--------	------	-------	-------	------	------	------	--------	------	------	-------	------	------	------	--------	------	------	-------	------	------	------	--------	------	------	-------	------	------	------	--------	------	-------	-------	------	------	------	--------	------	-------	-------	------	------	------	--------	------	------	-------	-------	-------	-------	--------	-------	-------	-------	--------	-------	--------

PITCHER	IP	WLS	BF	H	R	ER	SO	BB	IBB	HBP	BLK	WP	HR	S	P	ERA	WHIP
Dan Serafini, L ERA: 6.14 (1, 1)	7.1		28	5	0	0	4	2	0	0	0	0	0	70	110	0.00	0.955
Rich Loiselle, R ERA: 5.67 (8, 1)	0.2	H	2	0	0	0	1	0	0	0	0	0	0	4	8	0.00	0.000
Mike Williams, R ERA: 3.75 (9, 1)	2.0	W	9	1	2	2	1	2	0	0	0	0	0	20	39	9.00	1.500


BOTTOM

Pittsburgh Pirates @ San Diego Padres
Qualcomm Stadium, San Diego, CA

Fri Sep 01 2000, 10:05 PM EDT
Att. 16,813 - Cloudy - 73 F

livebaseballscorecards.com

AB	35
R	2
H	6
RBI	2
BB	4
SO	6
LOB	14



Batter	1	2	3	4	5	6	7	8	9	AB	R	H	RBI	BB	SO	LOB	TOP								
Adrian Brown, S (1, 8) OBP: 0.376, SLG: 0.454	0-1 BB G4-3 1B	4-2 BB	1-3 K			0-1 G4-3	1-1 FC1-2			4	1	1	0	1	1	6									
18 Jason Kendall, R (1, 2) OBP: 0.417, SLG: 0.472	4-2 G4-3 BB 1B	1-1 L6				2-1 G5-3	1-2 F9			3	0	0	0	2	0	5									
Brian Giles, L (1, 7) OBP: 0.421, SLG: 0.605	0-1 F7		4-2 1B WP BB			0-0 F8	4-2 2B 1B BB	0-0 F9		3	2	0	0	2	0	3									
John Vander Wal, L (1, 9) OBP: 0.392, SLG: 0.547	4-0 G4-3 BB 1B		1-0 19 S WP 1B			0-0 G4-6-3	0-1 F9	3-1 G3		4	1	1	0	1	0	2									
Warren Morris, L (1, 4) OBP: 0.334, SLG: 0.329	0-0 G4-3		4-0 1B 19 S BB			4-2 WP BB	1-2 1B 2B	1-0 F7		3	1	1	1	2	0	2									
19 Alex Hernandez, L (1, 3) OBP: 0.250, SLG: 0.250	1-0 F7		3-3 K			0-1 F8	4-0 1B 1B IBB			3	0	0	0	0	1	5									
Alex Ramirez, R (7, PH) OBP: 0.287, SLG: 0.431			1-2 2-3							1	1	0	0	1	1	0									
Keith Osik, R (1, 5) OBP: 0.382, SLG: 0.536		2-0 G6-3	1-1 1B HBP			0-3 K	2-1 BB 1B FC1-2 1B	2-1 1B		4	0	2	1	0	1	1									
Abraham Nunez, S (1, 6) OBP: 0.258, SLG: 0.222		0-2 G3	0-0 1B			0-3 K2-3	3-2 FC1-2 BB 1B	0-0 F7		5	0	2	3	0	1	2									
Todd Ritchie, R (1, 1) OBP: 0.222, SLG: 0.241		1-1 BB 1B	2-3 K			1-0 F9	4-2 FC1-2 BB	1-3 K		3	0	1	0	0	1	3									
Pat Meares, R (7, PH) OBP: 0.288, SLG: 0.362										0	0	0	0	1	0	0									
Marc Wilkins, R (7, 1) OBP: 0.250, SLG: 0.250										1	0	0	0	0	1	1									
Scott Sauerbeck, R (9, 1)										0	0	0	0	0	0	0									
Inning Stats	R: 1 E: 0 K: 0 S: 9	H: 1 LOB: 2 BB: 2 P: 18	R: 0 E: 0 K: 0 S: 10	H: 1 LOB: 2 BB: 1 P: 18	R: 2 E: 0 K: 3 S: 14	H: 2 LOB: 3 BB: 2 P: 30	R: 0 E: 0 K: 0 S: 3	H: 0 LOB: 0 BB: 1 P: 7	R: 0 E: 0 K: 2 S: 11	H: 0 LOB: 1 BB: 1 P: 15	R: 0 E: 0 K: 0 S: 5	H: 0 LOB: 0 BB: 0 P: 8	R: 3 E: 0 K: 0 S: 25	H: 3 LOB: 3 BB: 3 P: 45	R: 0 E: 0 K: 0 S: 4	H: 0 LOB: 0 BB: 0 P: 8	R: 0 E: 0 K: 2 S: 13	H: 1 LOB: 1 BB: 0 P: 17	1B: 7 2B: 1 3B: 0 HR: 0	SF: 0 SAC: 0 DP: 1 HBP: 1	WP: 2 PB: 0 SB: 3 CS: 0	PA: 45			
PITCHER	IP	WLS	BF	H	R	ER	SO	BB	IBB	HBP	BLK	WP	HR	S	P	ERA	WHIP								
Matt Clement, R (1, 1) ERA: 5.01	6.0	L	30	4	4	4	5	8	0	1	0	2	0	54	102	6.00	2.000								
Kevin Walker, L (7, 1) ERA: 4.63	0.1		3	1	0	0	0	0	1	0	0	0	0	5	10	0.00	3.000								
Carlos Almanzar, R (7, 1) ERA: 4.3	0.0		3	2	2	2	0	1	0	0	0	0	0	11	20	∞	∞								
Todd Erdos, R (7, 1) ERA: 4.72	2.2		9	1	0	0	2	0	0	0	0	0	0	24	34	0.00	0.375								

Pittsburgh Pirates @ San Diego Padres
Qualcomm Stadium, San Diego, CA
 Sat Sep 02 2000, 10:05 PM EDT
 Att. 33,358 - Cloudy - 70 F

AB	34
R	6
H	8
RBI	5
BB	10
SO	7
LOB	30



WP	2	PA	45
-----------	----------	-----------	-----------

ERA	WHIP
------------	-------------

Batter	1	2	3	4	5	6	7	8	9	AB	R	H	RBI	BB	SO	LOB
Damian Jackson, R OBP: 0.345, SLG: 0.379 (1, 4)	3-2 G4-3 1B		3-2 G5-3			2-2 BB FC6-4 1B		1-0 F9		4	1	2	0	0	0	0
Desi Relaford, S OBP: 0.364, SLG: 0.326 (1, 6)	1-2 F9			1-3 K		0-0 FC6-4 BB 1B		1-2 P6		4	0	1	0	0	1	1
Ryan Klesko, L OBP: 0.399, SLG: 0.544 (1, 3)	0-0 G4-3 1-2			0-1 L1-3 1B		4-2 FC6-4 BB		0-0 P5		3	0	1	0	1	0	1
Phil Nevin, R OBP: 0.378, SLG: 0.556 (1, 5)	0-3 K			1-0 L1-3 1-2		0-0 FC6-4 1-2 2-3 3-H			0-1 1B	4	0	1	1	0	1	4
John Mabry, L OBP: 0.301, SLG: 0.399 Carlos Almanzar, R (7, 1) Todd Erdos, R (7, 1) Dave Magadan, L OBP: 0.400, SLG: 0.351 (9, PH)		1-2 FC1-5 2B		1-1 L6		0-0 F7		2-1 F7		3	0	1	0	0	0	2
Mike Darr, L OBP: 0.336, SLG: 0.419 (1, 7) (7, 9)		0-1 FC1-5 G5-3 2-3		1-2 HR 2B		0-1 L4		1-3 K		4	1	1	0	0	1	4
Ruben Rivera, R OBP: 0.299, SLG: 0.402 (1, 8)		1-1 G5-3 1-2		0-0 G6-3			0-1 F9		1-3 K	4	0	0	0	0	1	3
George Williams, S OBP: 0.231, SLG: 0.417 (1, 2)			2-3 K		0-2 HR		3-2 G4-6-3 HBP			2	1	1	2	0	1	0
Matt Clement, R OBP: 0.148, SLG: 0.120 Kevin Walker, L OBP: 0.250, SLG: 0.250 Eric Owens, R OBP: 0.353, SLG: 0.385 (1, 1) (7, 1) (7, 7)			1-3 K		2-1 G6-3		1-0 G4-6-3			2	0	0	0	0	1	0

Inning Stats	R: 0	H: 1	E: 0	LOB: 1	K: 1	BB: 0	S: 11	R: 0	H: 1	E: 0	LOB: 1	K: 0	BB: 0	S: 7	R: 0	H: 0	E: 0	LOB: 0	K: 2	BB: 0	S: 12	R: 0	H: 1	E: 0	LOB: 0	K: 1	BB: 0	S: 6	R: 2	H: 2	E: 0	LOB: 0	K: 0	BB: 0	S: 12	R: 1	H: 2	E: 0	LOB: 2	K: 0	BB: 1	S: 11	R: 0	H: 0	E: 0	LOB: 0	K: 0	BB: 0	S: 7	R: 0	H: 0	E: 0	LOB: 0	K: 2	BB: 0	S: 11	R: 0	H: 1	E: 0	LOB: 1	K: 2	BB: 0	S: 11	1B: 5	SF: 0	2B: 3	SAC: 0	3B: 0	DP: 2	HR: 1	HBP: 1	WP: 0	PA: 34
--------------	------	------	------	--------	------	-------	-------	------	------	------	--------	------	-------	------	------	------	------	--------	------	-------	-------	------	------	------	--------	------	-------	------	------	------	------	--------	------	-------	-------	------	------	------	--------	------	-------	-------	------	------	------	--------	------	-------	------	------	------	------	--------	------	-------	-------	------	------	------	--------	------	-------	-------	-------	-------	-------	--------	-------	-------	-------	--------	-------	--------

PITCHER	IP	WLS	BF	H	R	ER	SO	BB	IBB	HBP	BLK	WP	HR	S	P	ERA	WHIP
Todd Ritchie, R ERA: 4.68 (1, 1)	6.0	W	24	7	3	3	4	1	0	0	0	0	1	59	83	4.50	1.333
Marc Wilkins, R ERA: 5.12 (7, 1)	2.0	H	7	1	0	0	0	0	0	1	0	0	0	14	20	0.00	0.500
Scott Sauerbeck, L ERA: 3.6 (9, 1)	1.0	S	3	0	0	0	2	0	0	0	0	0	0	9	13	0.00	0.000


BOTTOM

Pittsburgh Pirates @ San Diego Padres
Qualcomm Stadium, San Diego, CA

Sat Sep 02 2000, 10:05 PM EDT
Att: 33,358 - Cloudy - 70 F

AB	32
R	3
H	8
RBI	3
BB	1
SO	6
LOB	17



Batter	1	2	3	4	5	6	7	8	9	10	11	12	13	AB R H RBI BB SO LOB	TOP													
Adrian Brown, S OBP: 0.370, SLG: 0.445 Matt Skremetta, S (11, 1) Mike Williams, R (13, 1)	2-1 G6-3		0-1 BB 1B	1-2 F7		0-2 G1-4-3		1-2 P6			3-1 G4-3		1-2 G6-3	6 1 1 0 0 0 0 1 0 0 0 0 0 0 0 0 0 0 0 0 0														
Abraham Nunez, S OBP: 0.260, SLG: 0.206 (1, 6)	0-0 B2		4-0 1B BB	2-3 K		1-1 F8		1-1 F7			4-2 FC6-4 BLK BB		1-1 L4	5 1 0 0 2 1 0														
Brian Giles, L OBP: 0.422, SLG: 0.603 (1, 7)	2-2 F7		4-2 1B FC6-4 BB	1-0 BB 1B		2-0 1B		2-2 G3			2-3 K		1-2 K	5 1 2 0 1 1 1														
John Vander Wal, L OBP: 0.396, SLG: 0.545 (1, 9)		4-1 1B BB	3-1 FC6-4 1B	4-1 1B BB		1-1 L1		1-1 G4-3			1-0 FC6-4 HBP			3 2 1 1 2 0 1														
Warren Morris, L OBP: 0.334, SLG: 0.329 (1, 4)		0-1 1B	0-0 FC6-4 1B	0-1 G1-3				1-3 K			1-0 G6-3		1-2 FC6-4	6 0 2 1 0 1 4														
19 Alex Hernandez, L OBP: 0.143, SLG: 0.143 (1, 3)		1-3 K	0-0 F9		2-2 G4-1		0-0 P6				0-1 F9		2-1 G6-3	6 0 0 0 0 1 7														
Keith Osik, R OBP: 0.370, SLG: 0.514 Jeff Wallace, L (10, 1) Emil Brown, R OBP: 0.305, SLG: 0.333 (11, 8)		3-1 1B	2-0 FC6-4 1B	1-2 F9		1-2 G6-3		1-2 G6-3			2-3 K		0-0 G1-3	5 1 1 2 0 1 2 0 0 0 0 0 0 0 1 0 0 0 0 0 0	AB 50 R 8 H 11 RBI 8 BB 5 SO 8 LOB 21													
John Wehner, R OBP: 0.500, SLG: 0.500 (1, 5)		0-0 L5	2-1 1B		1-1 FC6-4 1B		0-1 F8				0-1 P3		2-2 1B HR	6 1 3 2 0 0 2														
Kris Benson, R OBP: 0.163, SLG: 0.145 Josias Mantzaniello, R (7, 1) Alex Ramirez, R OBP: 0.296, SLG: 0.429 Scott Sauerbeck, R (8, 1) Rich Loiselle, R (9, 1) 18 Jason Kendall, R OBP: 0.418, SLG: 0.478 (10, 2)		1-3 K	1-3 K		1-1 FC6-4		2-3 K				0-2 P4		2-0 HR	3 0 0 0 0 0 2 4 0 0 0 0 0 0 0 0 1 0 0 0 0 0 1 0 0 0 0 0 0 0 0 0 0 0 0 0 0 0 0 0 2 1 1 2 0 0 0 0														
Inning Stats	R: 0 E: 0 K: 0 S: 6	H: 0 LOB: 0 BB: 0 P: 10	R: 1 E: 0 K: 2 S: 15	H: 2 LOB: 2 BB: 1 P: 24	R: 5 E: 0 K: 1 S: 16	H: 4 LOB: 1 BB: 2 P: 32	R: 0 E: 0 K: 1 S: 10	H: 1 LOB: 2 BB: 1 P: 18	R: 0 E: 0 K: 1 S: 11	H: 1 LOB: 1 BB: 0 P: 16	R: 0 E: 0 K: 1 S: 8	H: 0 LOB: 0 BB: 0 P: 12	R: 0 E: 0 K: 1 S: 8	H: 0 LOB: 0 BB: 0 P: 11	R: 0 E: 0 K: 1 S: 7	H: 0 LOB: 0 BB: 0 P: 11	R: 0 E: 0 K: 1 S: 6	H: 0 LOB: 0 BB: 0 P: 9	R: 0 E: 0 K: 1 S: 7	H: 0 LOB: 0 BB: 0 P: 10	R: 0 E: 0 K: 1 S: 12	H: 0 LOB: 2 BB: 1 P: 22	R: 2 E: 0 K: 0 S: 12	H: 2 LOB: 0 BB: 0 P: 18	1B: 10 2B: 0 3B: 0 HR: 1	SF: 0 SAC: 0 DP: 0 HBP: 1	WP: 0 PB: 0 SB: 1 CS: 0	PA: 56
PITCHER	IP WLS BF H R ER SO BB IBB HBP BLK WP HR S P ERA WHIP	Adam Eaton, R ERA: 3.58 Will Cunnane, R ERA: 4.1 Heathcliff Slocumb, R ERA: 4.78 Donne Wall, R ERA: 3.35 Trevor Hoffman, R ERA: 3.5	IP WLS BF H R ER SO BB IBB HBP BLK WP HR S P ERA WHIP	Kevin Walker, L ERA: 4.55 Carlos Almanzar, R ERA: 4.52	IP WLS BF H R ER SO BB IBB HBP BLK WP HR S P ERA WHIP																							

Pittsburgh Pirates @ San Diego Padres
Qualcomm Stadium, San Diego, CA
Sun Sep 03 2000, 4:05 PM EDT
Att: 20,389 - Sunny - 77 F

livebaseballscorecards.com

Batter	1	2	3	4	5	6	7	8	9	AB R H RBI BB SO LOB	TOP
Marquis Grissom, R (1, 8) OBP: 0.280, SLG: 0.340 James Mouton, R (7, 8) OBP: 0.363, SLG: 0.327	1-1 		2-2 		1-1 		1-3 			4 0 0 0 0 1 0 0 0 0 0 0 0 0	Milwaukee Brewers @ San Diego Padres Qualcomm Stadium, San Diego, CA Mon Sep 04 2000, 9:05 PM EDT Att. 15,183 - Sunny - 75 F
Mark Loretta, R (1, 6) OBP: 0.356, SLG: 0.412	1-1 		1-0 			4-0 		1-1 		3 1 0 0 1 0 0	
Geoff Jenkins, L (1, 7) OBP: 0.369, SLG: 0.591 Lou Collier, R (8, 7)	3-3 			1-1 		2-3 		1-0 		4 0 1 0 0 2 1 0 0 0 0 0 0 0	
Richie Sexson, R (1, 3) OBP: 0.343, SLG: 0.499		1-0 		0-1 		4-1 		2-2 		3 1 1 0 1 0 1	
Jeremy Burnitz, L (1, 9) OBP: 0.342, SLG: 0.431		3-0 		4-0 		1-3 		1-3 		3 0 1 0 1 2 2	
Tyler Houston, L (1, 5) OBP: 0.285, SLG: 0.521		0-1 		2-3 		1-1 		2-1 		4 1 2 3 0 1 2	
Luis Lopez, S (1, 4) OBP: 0.306, SLG: 0.424		1-3 		0-0 		0-0 		0-3 		4 0 0 0 0 2 4	
Henry Blanco, R (1, 2) OBP: 0.318, SLG: 0.381	1-1 				2-2 		2-1 			3 0 0 0 0 0 2	
Jamey Wright, R (1, 1) OBP: 0.083, SLG: 0.111 Ray King, L (8, 1) David Weathers, R (8, 1)			0-3 		0-2 		0-3 			3 0 0 0 0 2 0 0 0 0 0 0 0 0 0 0 0 0 0 0 0	
Inning Stats	R: 0 H: 0 E: 0 LOB: 0 K: 1 BB: 0 S: 7 P: 12	R: 0 H: 2 E: 0 LOB: 2 K: 1 BB: 0 S: 10 P: 16	R: 0 H: 0 E: 0 LOB: 0 K: 1 BB: 0 S: 10 P: 13	R: 0 H: 1 E: 0 LOB: 2 K: 1 BB: 1 S: 8 P: 15	R: 0 H: 0 E: 0 LOB: 0 K: 0 BB: 0 S: 9 P: 12	R: 3 H: 1 E: 0 LOB: 0 K: 2 BB: 2 S: 10 P: 22	R: 0 H: 0 E: 0 LOB: 0 K: 2 BB: 0 S: 8 P: 11	R: 0 H: 1 E: 0 LOB: 0 K: 0 BB: 0 S: 7 P: 11	R: 0 H: 0 E: 0 LOB: 0 K: 2 BB: 0 S: 8 P: 11	1B: 4 SF: 0 2B: 1 SAC: 0 3B: 0 DP: 1 HR: 1 HBP: 0	WP: 0 PA: 34 PB: 0 SB: 0 CS: 0
PITCHER Brian Tollberg, R (1, 1) ERA: 3.29 Tom Davey, R (8, 1) ERA: Trevor Hoffman, R (9, 1) ERA: 3.45	IP WLS BF H R ER SO BB IBB HBP BLK WP HR S P ERA WHIP 7.0 0 28 4 3 3 8 3 0 0 0 0 1 62 101 3.86 1.000 1.0 W 3 1 0 0 0 0 0 0 0 0 0 0 7 11 0.00 1.000 1.0 S 3 0 0 0 0 2 0 0 0 0 0 0 8 11 0.00 0.000	PITCHER IP WLS BF H R ER SO BB IBB HBP BLK WP HR S P ERA WHIP									

livebaseballscorecards.com



Batter	1	2	3	4	5	6	7	8	9	AB	R	H	RBI	BB	SO	LOB
Damian Jackson, R OBP: 0.349, SLG: 0.381 (1, 4)	2-2 G4-3 1B	2-1 E 1B		1-2 1B			3-3 K			4	1	3	1	0	1	0
Desi Relaford, S OBP: 0.362, SLG: 0.323 (1, 6)	0-0 G4-3	0-2 E3		0-0 F7			1-3 K			4	0	0	0	0	1	3
Ryan Klesko, L OBP: 0.396, SLG: 0.539 (1, 3)	0-1 G4-3	1-0 P6			1-1 G4-3			2-1 G4-3		4	0	0	0	0	0	3
Phil Nevin, R OBP: 0.378, SLG: 0.555 (1, 5)	1-0 1B HBP		1-0 G4-3		3-2 G4-3			0-0 WP 1B 2B		3	1	1	0	0	0	0
John Mabry, L OBP: 0.311, SLG: 0.424 (1, 9)	1-1		2-1		3-2 F8			2-3 K		3	0	2	1	0	0	0
Ed Sprague, R OBP: 0.313, SLG: 0.461 (8, PH)	1-2 1B			1-2 1B						1	0	0	0	0	1	1
Trevor Hoffman, R (9, 1)	3-1 1B									0	0	0	0	0	0	0
Mike Darr, L OBP: 0.345, SLG: 0.417 (1, 7)	0-1 F7		0-3 K		1-3 K			4-0 WP E BB		3	1	0	0	1	2	3
Ruben Rivera, R OBP: 0.299, SLG: 0.398 (1, 8)		4-2 SH3-4 1B BB	0-0 F8		0-0 L9			2-1 E5 1B		3	1	1	1	1	0	1
Wiki Gonzalez, R OBP: 0.311, SLG: 0.333 (1, 2)		0-3 K		0-1 F9		0-2 G5-3		2-1 G5-3		4	0	0	0	0	1	2
Brian Tollberg, R OBP: 0.115, SLG: 0.115 (1, 1)		0-0 SH3-4		0-2 G3			3-3 K			1	0	0	0	0	0	0
Dave Magadan, L OBP: 0.383, SLG: 0.333 (7, PH)										1	0	0	0	0	1	0
Tom Davey, R (8, 1)										0	0	0	0	0	0	0
Eric Owens, R OBP: 0.353, SLG: 0.384 (9, 7)										0	0	0	0	0	0	0

Inning Stats	R: 1	H: 2	E: 0	K: 10	S: 10	LOB: 2	BB: 0	P: 14	R: 1	H: 1	E: 1	K: 12	S: 12	LOB: 2	BB: 1	P: 19	R: 0	H: 1	E: 0	K: 1	S: 7	LOB: 1	BB: 0	P: 10	R: 0	H: 1	E: 0	K: 10	S: 10	LOB: 1	BB: 1	P: 11	R: 0	H: 0	E: 0	K: 0	S: 8	LOB: 0	BB: 0	P: 15	R: 0	H: 0	E: 0	K: 1	S: 7	LOB: 0	BB: 0	P: 8	R: 0	H: 0	E: 0	K: 3	S: 9	LOB: 0	BB: 0	P: 16	R: 2	H: 2	E: 1	K: 10	S: 10	LOB: 1	BB: 1	P: 22
--------------	------	------	------	-------	-------	--------	-------	-------	------	------	------	-------	-------	--------	-------	-------	------	------	------	------	------	--------	-------	-------	------	------	------	-------	-------	--------	-------	-------	------	------	------	------	------	--------	-------	-------	------	------	------	------	------	--------	-------	------	------	------	------	------	------	--------	-------	-------	------	------	------	-------	-------	--------	-------	-------

PITCHER																	IP	WLS	BF	H	R	ER	SO	BB	IBB	HBP	BLK	WP	HR	S	P	ERA	WHIP
Jamey Wright, R ERA: 4.11 (1, 1)																	7.1		31	6	3	3	6	1	0	1	0	0	0	66	98	3.68	0.955
Ray King, L ERA: 1.69 (8, 1)																	0.1	L	3	1	1	0	1	1	0	0	0	1	0	5	13	0.00	6.000
David Weathers, R ERA: 3.43 (8, 1)																	0.1		1	0	0	0	0	0	0	0	0	0	0	2	4	0.00	0.000

BOTTOM

Milwaukee Brewers @ San Diego Padres
Qualcomm Stadium, San Diego, CA

Mon Sep 04 2000, 9:05 PM EDT
Att. 15,183 - Sunny - 75 F

AB	31
R	4
H	7
RBI	3
BB	2
SO	7
LOB	13

WP: 1 PA: 35
PB: 0
SB: 0
CS: 0



livebaseballscorecards.com

Batter	1	2	3	4	5	6	7	8	9	AB R H RBI BB SO LOB	TOP
Marquis Grissom, R (1, 8) <small>OBP: 0.278, SLG: 0.337</small>	1-1 		3-3 		0-3 		3-1 			4 0 0 0 0 2 2	Milwaukee Brewers @ San Diego Padres Qualcomm Stadium, San Diego, CA Tue Sep 05 2000, 10:05 PM EDT Att. 14,001 - Cloudy - 74 F livebaseballscorecards.com
Mark Loretta, R (1, 6) <small>OBP: 0.351, SLG: 0.406</small>	3-2 		1-0 		0-1 		2-2 			4 0 0 0 0 0 2	
Geoff Jenkins, L (1, 7) <small>OBP: 0.366, SLG: 0.585</small>	1-3 			0-0 	0-3 			0-0 		4 0 0 0 0 2 1	
Richie Sexson, R (1, 3) <small>OBP: 0.343, SLG: 0.497</small>		3-3 		3-2 		3-3 		1-3 		4 1 1 0 0 3 0	
Jeremy Burnitz, L (1, 9) <small>OBP: 0.343, SLG: 0.429</small>		1-3 		0-0 		4-1 		4-2 		2 0 0 0 2 1 1	
Tyler Houston, L (1, 5) Charlie Hayes, R (8, PH) <small>OBP: 0.352, SLG: 0.370</small>		2-0 		4-0 		1-0 		1-0 		2 0 1 0 1 0 1 1 0 0 0 0 0 1	
Ronnie Belliard, R (1, 4) <small>OBP: 0.347, SLG: 0.382</small>		3-2 		0-2 		0-1 			1-3 	4 0 1 1 0 1 3	
Raul Casanova, S (1, 2) <small>OBP: 0.332, SLG: 0.404</small>			4-2 	0-0 		1-3 			0-3 	3 0 0 0 1 2 4	
Paul Rigdon, R (1, 1) Mark Sweeney, L (7, PH) Everett Stull, R (7, 1) Angel Echevarria, R (9, PH) <small>OBP: 0.268, SLG: 0.342</small>			0-2 		4-1 		2-3 		2-1 	0 0 0 0 1 0 0 1 0 0 0 0 1 0 0 0 0 0 0 0 0 1 0 0 0 0 0 0	
Inning Stats	R: 0 H: 0 E: 0 LOB: 0 K: 1 BB: 0 S: 8 P: 13	R: 0 H: 1 E: 0 LOB: 1 K: 2 BB: 0 S: 11 P: 20	R: 0 H: 0 E: 0 LOB: 1 K: 1 BB: 1 S: 11 P: 19	R: 1 H: 1 E: 1 LOB: 2 K: 0 BB: 1 S: 9 P: 16	R: 0 H: 0 E: 0 LOB: 1 K: 2 BB: 1 S: 9 P: 13	R: 0 H: 1 E: 0 LOB: 2 K: 2 BB: 1 S: 10 P: 19	R: 0 H: 0 E: 0 LOB: 0 K: 1 BB: 0 S: 8 P: 15	R: 0 H: 0 E: 0 LOB: 1 K: 1 BB: 1 S: 9 P: 15	R: 0 H: 0 E: 0 LOB: 0 K: 2 BB: 0 S: 8 P: 11	1B: 3 SF: 0 2B: 0 SAC: 1 3B: 0 DP: 0 HR: 0 HBP: 0	WP: 0 PA: 36 PB: 0 SB: 0 CS: 0
PITCHER Jay Witasick, R (1, 1) <small>ERA: 5.74</small> Kevin Walker, L (8, 1) <small>ERA: 4.53</small> Trevor Hoffman, R (9, 1) <small>ERA: 3.39</small>	IP WLS BF H R ER SO BB IBB HBP BLK WP HR S P ERA WHIP 7.2 W 32 3 1 0 10 4 1 0 0 0 0 74 128 0.00 0.913 0.1 H 1 0 0 0 0 0 0 0 0 0 0 0 1 2 0.00 0.000 1.0 S 3 0 0 0 0 2 0 0 0 0 0 0 8 11 0.00 0.000	PITCHER IP WLS BF H R ER SO BB IBB HBP BLK WP HR S P ERA WHIP									



Batter	1	2	3	4	5	6	7	8	9
Damian Jackson, R OBP: 0.345, SLG: 0.377 (1, 4)	G4-3		P2		F9		G4-6-3		
Desi Relaford, S OBP: 0.366, SLG: 0.324 (1, 6)	P5-3 BB			HR 1B	F9			FC6-4 BB	
Ryan Klesko, L OBP: 0.395, SLG: 0.543 (1, 3)	P5-3 1-2f			HR 1-H	K			FC6-4 1-2f	
Phil Nevin, R OBP: 0.379, SLG: 0.560 (1, 5)			K		HR			G6-3 1-2	
John Mabry, L OBP: 0.306, SLG: 0.417 29 Kory DeHaan, L OBP: 0.253, SLG: 0.348 (1, 9) (7, 7)			G6-3		G3-1		F7	P5	
Mike Darr, L OBP: 0.338, SLG: 0.407 (1, 7) (7, 9)			F7		F7		F8		
Ruben Rivera, R OBP: 0.299, SLG: 0.396 (1, 8)			K		BB BB		G5-3		
Ben Davis, S OBP: 0.239, SLG: 0.263 (1, 2)							G4-3		
Jay Witasick, R OBP: 0.143, SLG: 0.143 Kevin Walker, L OBP: 0.250, SLG: 0.250 Trevor Hoffman, R (1, 1) (8, 1) (9, 1)			P6		K		G4-6-3 1B		

Inning Stats	R: 0	H: 0	E: 0	K: 0	S: 7	R: 0	H: 0	E: 0	K: 1	S: 10	R: 0	H: 1	E: 0	K: 1	S: 12	R: 3	H: 3	E: 0	K: 1	S: 21	R: 0	H: 0	E: 0	K: 1	S: 18	R: 0	H: 0	E: 0	K: 0	S: 8	R: 0	H: 1	E: 0	K: 0	S: 5	R: 0	H: 0	E: 0	K: 0	S: 8
	LOB: 0	BB: 1	LOB: 0	BB: 0	P: 14	LOB: 0	BB: 0	LOB: 0	BB: 0	P: 15	LOB: 2	BB: 2	LOB: 0	BB: 0	P: 17	LOB: 1	BB: 2	LOB: 1	BB: 1	P: 24	LOB: 0	BB: 0	LOB: 0	BB: 0	P: 24	LOB: 1	BB: 1	LOB: 0	BB: 0	P: 9	LOB: 1	BB: 1	LOB: 1	BB: 1	P: 13	LOB: 0	BB: 0	LOB: 0	BB: 0	P: 13

PITCHER	IP	WLS	BF	H	R	ER	SO	BB	IBB	HBP	BLK	WP	HR	S	P	ERA	WHIP
Paul Rigdon, R ERA: 5.74 (1, 1)	6.0	L	25	4	3	3	4	4	0	0	0	0	2	76	122	4.50	1.333
Everett Stull, R ERA: 5.66 (7, 1)	2.0		7	1	0	0	0	1	0	0	0	0	0	13	22	0.00	1.000

BOTTOM

Milwaukee Brewers @ San Diego Padres
Qualcomm Stadium, San Diego, CA

Tue Sep 05 2000, 10:05 PM EDT
Att: 14,001 - Cloudy - 74 F

AB	27
R	3
H	5
RBI	3
BB	5
SO	4
LOB	12



WP	PA	ERA	WHIP
0	32		

Batter	1	2	3	4	5	6	7	8	9
Damian Jackson, R OBP: 0.351, SLG: 0.387 (1, 4)	4-2 CS BB		0-2 1-H HR	3-1 1-3 1B	4-2 1-2 2-3 BB		0-0 L6		
Eric Owens, R OBP: 0.356, SLG: 0.385 (1, 7)	4-0 1-2 BB		1-0 BB BB 1B	3-2 2-H 1B SF7 1B	1-0 1-2 2-3 3-H G4-3		1-1 G4-3		
Ryan Klesko, L OBP: 0.395, SLG: 0.541 (1, 3)	3-3 1-2 K		0-0 F7	1-0 1-3 1B	4-0 IBB		0-3 K		
Phil Nevin, R OBP: 0.378, SLG: 0.559 Dave Magadan, L OBP: 0.379, SLG: 0.327 (1, 5) (2, 5)	1-2 G6-3		2-1 F9	0-1 3-H SF7	1-1 G4-3		4-2 BB		
John Mabry, L OBP: 0.310, SLG: 0.415 Ed Sprague, R OBP: 0.311, SLG: 0.459 29 Kory DeHaan, L OBP: 0.293, SLG: 0.348 (1, 9) (8, PH) (9, 9)		2-1 G4-6-3 1B	4-0 BB BB 1B	2-3 K		0-0 G6-3		4-2 BB	
Mike Darr, L OBP: 0.348, SLG: 0.409 Ruben Rivera, R OBP: 0.298, SLG: 0.395 (1, 8) (7, 8)		1-0 G4-6-3 1-2 BB	4-1 BB BB		4-2 S 1B BB	1-0 1B 1B	2-0 F9		
Desi Relaford, S OBP: 0.369, SLG: 0.322 (1, 6)		1-1 HBP	4-2 1-2 2-3 3-H BB		4-2 BB 1B G4-3 BB	3-1 F8	1-2 G4-3		
Wiki Gonzalez, R OBP: 0.310, SLG: 0.332 (1, 2)		0-0 F8	1-2 G4-3		2-0 F8	1-2 1B			
Woody Williams, R OBP: 0.315, SLG: 0.429 Dave Maurer, R (7, 1) Heathcliff Slocumb, R (8, 1) Trevor Hoffman, R (9, 1)			0-0 HR 1B	0-1 1B 1B	1-2 1-2 2-H G4-3 BB 1B	0-3 K			

Inning Stats	R: 0 E: 0 K: 11 S: 11	H: 0 LOB: 1 BB: 2 P: 23	R: 0 E: 0 K: 0 S: 5	H: 1 LOB: 1 BB: 0 P: 9	R: 3 E: 0 K: 0 S: 15	H: 3 LOB: 3 BB: 3 P: 31	R: 2 E: 0 K: 1 S: 15	H: 4 LOB: 1 BB: 0 P: 24	R: 2 E: 0 K: 0 S: 17	H: 1 LOB: 3 BB: 4 P: 38	R: 0 E: 0 K: 1 S: 12	H: 2 LOB: 2 BB: 0 P: 17	R: 0 E: 0 K: 1 S: 6	H: 0 LOB: 0 BB: 0 P: 7	R: 0 E: 0 K: 1 S: 9	H: 0 LOB: 1 BB: 1 P: 16
--------------	--------------------------------	----------------------------------	------------------------------	---------------------------------	-------------------------------	----------------------------------	-------------------------------	----------------------------------	-------------------------------	----------------------------------	-------------------------------	----------------------------------	------------------------------	---------------------------------	------------------------------	----------------------------------

PITCHER	IP	WLS	BF	H	R	ER	SO	BB	IBB	HBP	BLK	WP	HR	S	P	ERA	WHIP
John Snyder, R ERA: 5.86 (1, 1)	4.0	L	25	8	7	7	2	7	0	1	0	0	1	52	101	15.75	3.750
David Weathers, R ERA: 3.38 (5, 1)	1.0		6	1	0	0	0	1	1	0	0	0	0	11	24	0.00	2.000
Juan Acevedo, R ERA: 3.47 (6, 1)	2.0		8	2	0	0	2	0	0	0	0	0	0	18	24	0.00	1.000
Ray King, L ERA: 1.61 (8, 1)	1.0		4	0	0	0	1	1	0	0	0	0	0	9	16	0.00	1.000

BOTTOM

Milwaukee Brewers @ San Diego Padres
Qualcomm Stadium, San Diego, CA

Wed Sep 06 2000, 10:05 PM EDT
Att. 13,777 - Sunny - 72 F

AB	R	H	RBI	BB	SO	LOB
3	2	2	2	2	0	0
4	2	2	2	1	0	2
4	0	1	0	1	2	2
1	0	0	0	0	0	1
2	0	0	1	1	0	4
3	0	1	0	1	1	1
1	0	0	0	0	1	1
0	0	0	0	0	0	0
2	1	1	0	2	0	1
1	0	0	0	0	0	1
2	1	0	1	2	0	2
4	0	1	0	0	0	6
4	1	3	1	0	1	2
0	0	0	0	0	0	0
0	0	0	0	0	0	0
0	0	0	0	0	0	0

AB	31
R	7
H	11
RBI	7
BB	10
SO	5
LOB	23

WP: 0 PA: 43
PB: 0
SB: 4
CS: 1



PITCHER	IP	WLS	BF	H	R	ER	SO	BB	IBB	HBP	BLK	WP	HR	S	P	ERA	WHIP
---------	----	-----	----	---	---	----	----	----	-----	-----	-----	----	----	---	---	-----	------

Batter	1	2	3	4	5	6	7	8	9	AB R H RBI BB SO LOB	TOP											
Damian Jackson, R (1, 4) OBP: 0.350, SLG: 0.385 Tom Davey, R (8, 1)	0-0 F3		1-3 K			3-1 G3-4-3 1B		1-3 K		4 0 1 0 0 2 0 0 0 0 0 0 0 0	San Diego Padres @ San Francisco Giants PacBell Park, San Francisco, CA Thu Sep 07 2000, 10:15 PM EDT Att. 40,930 - Sunny - 75 F livebaseballscorecards.com											
Eric Owens, R (1, 9) OBP: 0.353, SLG: 0.382	1-2 G1-3			1-0 G5-3		2-0 G3-4-3		1-2 G6-3	4 0 0 0 0 0 1													
Ruben Rivera, R (1, 8) OBP: 0.296, SLG: 0.390	1-3 K			2-2 G5-3		1-1 G6-3		1-3 K	4 0 0 0 0 2 1													
Ed Sprague, R (1, 7) OBP: 0.318, SLG: 0.462 (8, 4)		1-0 G4-6-3 1B		0-1 FC6-4 1B		4-0 BB		1-1 G4-3	3 0 2 0 1 0 0													
Joe Vitiello, R (1, 3) OBP: 0.320, SLG: 0.455		2-1 G4-6-3 1B		1-1 FC6-4		3-3 K			3 0 1 0 0 1 2													
Greg LaRocca, R (1, 5) OBP: 0.333, SLG: 0.333 (7, 6)		1-2 G4-6-3		0-1 G1-6-3 1B		1-3 K			3 0 1 0 0 1 3													
Desi Relaford, S (1, 6) OBP: 0.366, SLG: 0.320 Carlos Almanzar, R (7, 1) 29 Kory DeHaan, L (8, 7) OBP: 0.253, SLG: 0.348		2-1 G6-3		2-2 F3		2-3 K			3 0 0 0 0 1 3 0 0 0 0 0 0 0 0 0 0 0 0 0 0													
Ben Davis, S (1, 2) OBP: 0.231, SLG: 0.253			1-3 K		1-1 G1-6-3		1-0 F7		3 0 0 0 0 1 1													
Matt Clement, R (1, 1) OBP: 0.143, SLG: 0.115 Todd Erdos, R (6, 1) Gabe Alvarez, R (7, 5)			2-3 K		2-3 K		1-2 F9		2 0 0 0 0 2 0 0 0 0 0 0 0 0 1 0 0 0 0 0 0													
Inning Stats	R: 0 E: 0 K: 1 S: 7	H: 0 LOB: 0 BB: 0 P: 9	R: 0 E: 0 K: 0 S: 8	H: 2 LOB: 1 BB: 0 P: 14	R: 0 E: 0 K: 3 S: 10	H: 0 LOB: 0 BB: 0 P: 14	R: 0 E: 0 K: 0 S: 8	H: 1 LOB: 1 BB: 0 P: 12	R: 0 E: 0 K: 0 S: 7	H: 1 LOB: 0 BB: 0 P: 10		R: 0 E: 0 K: 1 S: 9	H: 1 LOB: 1 BB: 0 P: 17	R: 0 E: 0 K: 3 S: 9	H: 0 LOB: 1 BB: 1 P: 19	R: 0 E: 0 K: 1 S: 7	H: 0 LOB: 0 BB: 0 P: 10	R: 0 E: 0 K: 1 S: 8	H: 0 LOB: 0 BB: 0 P: 11	1B: 5 2B: 0 3B: 0 HR: 0	SF: 0 SAC: 0 DP: 2 HBP: 0	WP: 0 PB: 0 SB: 0 CS: 0
PITCHER	IP WLS BF H R ER SO BB IBB HBP BLK WP HR S P ERA WHIP																					
Shawn Estes, L (1, 1) ERA: 3.88	7.0 W 25 5 0 0 8 1 0 0 0 0 0 0 58 95 0.00 0.857																					
Miguel Del Toro, R (8, 1) ERA: 3.38	1.0 3 0 0 0 1 0 0 0 0 0 0 0 7 10 0.00 0.000																					
Ryan Vogelsong, R (9, 1) ERA:	1.0 3 0 0 0 1 0 0 0 0 0 0 0 8 11 0.00 0.000																					



Batter	1	2	3	4	5	6	7	8	9
Marvin Benard, L (1, 8) <small>OBP: 0.349, SLG: 0.399</small> Miguel Del Toro, R (8, 1) Damon Minor, L (8, PH) Ryan Vogelsong, R (9, 1)	K		SH5-3 HR 2B	K		1B S FC3 1B 2-H	1B G4-3 2B	F8	
Bill Mueller, S (1, 5) <small>OBP: 0.339, SLG: 0.392</small> Pedro Feliz, R (7, 5) <small>OBP: 0.667, SLG: 0.667</small>	G3-1		SH5-3		F9 BB 1B BB	FC3 1B 1B	G4-3 2B 1B	1B	
Barry Bonds, L (1, 7) <small>OBP: 0.441, SLG: 0.696</small> Armando Rios, L (7, 9) <small>OBP: 0.342, SLG: 0.505</small>	G4-3		HR		FC5-4 1B BB	FC3 1B 1B	G4-3	G4-3	
Jeff Kent, R (1, 4) <small>OBP: 0.422, SLG: 0.599</small> 28 Juan Melo, S (7, 4) <small>OBP: 0.250, SLG: 0.250</small>		P5	BB		F9	1B HR 1B	1B E 1B		
J.T. Snow, L (1, 3) <small>OBP: 0.375, SLG: 0.457</small> Felipe Crespo, S (7, 3) <small>OBP: 0.339, SLG: 0.390</small>		BB 1B BB	L4		FC5-4 1B	HR 1B	E3 1B		
Ellis Burks, R (1, 9) <small>OBP: 0.428, SLG: 0.630</small> Terrell Lowery, R (7, 7) <small>OBP: 0.606, SLG: 0.786</small>		K	K		FC5-4 1B 1-2f 2-3	HR	K		
Rich Aurilia, R (1, 6) <small>OBP: 0.337, SLG: 0.448</small> Ramon Martinez, R (7, 6) <small>OBP: 0.348, SLG: 0.494</small>		BB 1B		WP 1B	G6-3	K	1B		
Bobby Estelella, R (1, 2) <small>OBP: 0.379, SLG: 0.512</small> Scott Servais, R (7, PH) <small>OBP: 0.270, SLG: 0.284</small> (8, 2)		BB		K		SH3-4 BB	F9		
Shawn Estes, R (1, 1) <small>OBP: 0.238, SLG: 0.328</small> Calvin Murray, R (8, 8) <small>OBP: 0.336, SLG: 0.315</small>	F3			F7		SH3-4 HR		P3	

Inning Stats	R: 0	H: 0	E: 0	K: 1	S: 7	L: 0	LOB: 0	BB: 0	P: 12	R: 0	H: 1	E: 0	K: 1	S: 10	L: 0	LOB: 3	BB: 2	P: 23	R: 2	H: 2	E: 0	K: 1	S: 9	L: 0	LOB: 1	BB: 1	P: 16	R: 0	H: 1	E: 0	K: 2	S: 11	L: 0	LOB: 1	BB: 0	P: 16	R: 1	H: 1	E: 0	K: 0	S: 10	L: 0	LOB: 2	BB: 2	P: 20	R: 8	H: 6	E: 0	K: 1	S: 26	L: 0	LOB: 0	BB: 1	P: 52	R: 2	H: 4	E: 1	K: 1	S: 17	L: 0	LOB: 3	BB: 0	P: 27	R: 0	H: 1	E: 0	K: 0	S: 8	L: 0	LOB: 1	BB: 0	P: 13
1B: 11	SF: 0	2B: 2	SAC: 2	3B: 0	DP: 0	HR: 3	HBP: 0	WP: 1	PA: 48																																																															

PITCHER	IP	WLS	BF	H	R	ER	SO	BB	IBB	HBP	BLK	WP	HR	S	P	ERA	WHIP
Matt Clement, R (1, 1) <small>ERA: 5.16</small>	5.1	L	29	7	6	6	5	6	0	0	0	1	1	54	103	10.12	2.438
Todd Erdos, R (6, 1) <small>ERA: 5.59</small>	0.2		7	4	5	5	1	0	0	0	0	0	2	19	36	67.50	6.000
Carlos Almanzar, R (7, 1) <small>ERA: 4.74</small>	1.0		8	4	2	2	1	0	0	0	0	0	0	17	27	18.00	4.000
Tom Davey, R (8, 1) <small>ERA:</small>	1.0		4	1	0	0	0	0	0	0	0	0	0	8	13	0.00	1.000

BOTTOM

San Diego Padres @ San Francisco Giants
PacBell Park, San Francisco, CA
Thu Sep 07 2000, 10:15 PM EDT
Att: 40,930 - Sunny - 75 F

livebaseballscorecards.com

AB	40
R	13
H	16
RBI	13
BB	6
SO	7
LOB	24



Batter	1	2	3	4	5	6	7	8	9	AB	R	H	RBI	BB	SO	LOB	TOP								
Damian Jackson, R (1, 4) OBP: 0.352, SLG: 0.388	4-1 1B BB		0-2 L9		2-2 E 1-H 2B	0-0 FC6-4		0-0 1B 1B	1-1 P4	5	1	2	0	1	0	3									
Eric Owens, R (1, 7) OBP: 0.351, SLG: 0.380	0-1 F9		0-0 G5-3		0-2 E6		3-2 F8	0-1 1B 1B	0-0 G4-3	6	1	1	1	0	0	2									
Ryan Klesko, L (1, 3) OBP: 0.393, SLG: 0.535	0-0 F7			0-0 G3	1-0 G1-3		0-2 F7	1-1 1B G4-3 1B	0-0 G6-3	6	1	1	2	0	0	3									
Dave Magadan, L (1, 5) OBP: 0.401, SLG: 0.345 Greg LaRocca, R (8, PR) OBP: 0.333, SLG: 0.333	2-2 1-3 1B			4-1 1B BB		4-2 1B 1B 1B BB	1-2 HR 1B	3-2 1-3 1B 1B		3	2	3	1	2	0	0									
John Mabry, L (1, 9) OBP: 0.313, SLG: 0.432 29 Kory DeHaan, L (9, 9) OBP: 0.253, SLG: 0.348	2-2 G4-3			3-1 L8	2-2 1B 1B	2-2 1B 1B	0-0 HR	1-0 G4-3		5	1	2	3	0	0	4									
Mike Darr, L (1, 8) OBP: 0.352, SLG: 0.411 Carlos Almanzar, R (7, 1) Joe Vitiello, R (8, PH) OBP: 0.333, SLG: 0.455 Kevin Walker, L (8, 1) OBP: 0.250, SLG: 0.250 Trevor Hoffman, R (9, 1)		1-0 G6-3		2-2 1-2 1B	1-1 1B 1B	1-1 1B 1B	1-0 HR	1-2 3-H 4-0 1B BB		4	0	2	0	0	0	0									
Desi Relaford, S (1, 6) OBP: 0.366, SLG: 0.321		0-2 F9		0-1 L9	2-3 K	2-3 K		1B 1B		5	1	2	1	0	1	5									
Ben Davis, S (1, 2) OBP: 0.250, SLG: 0.273		3-1 G4-3			2-3 K	1-1 FC6-4 1B		1B 1B		5	1	3	2	0	1	0									
Will Cunnane, R (1, 1) OBP: 0.143, SLG: 0.286 Gabe Alvarez, R (5, PH) Dave Maurer, R (5, 1) Ed Sprague, R (6, PH) Heathcliff Slocumb, R (6, 1) Ruben Rivera, R (7, 8)			0-0 G6-3		4-2 2B BB	0-3 K		K L7		1	0	0	0	0	0	0									
Inning Stats	R: 0 E: 0 K: 0 S: 11	H: 1 LOB: 2 BB: 1 P: 19	R: 0 E: 0 K: 0 S: 6	H: 0 LOB: 0 BB: 0 P: 10	R: 0 E: 0 K: 0 S: 5	H: 0 LOB: 0 BB: 0 P: 5	R: 0 E: 0 K: 0 S: 10	H: 1 LOB: 2 BB: 1 P: 19	R: 0 E: 1 K: 1 S: 15	H: 1 LOB: 2 BB: 1 P: 24	R: 1 E: 0 K: 2 S: 16	H: 3 LOB: 3 BB: 1 P: 26	R: 2 E: 0 K: 0 S: 14	H: 2 LOB: 0 BB: 0 P: 19	R: 7 E: 0 K: 1 S: 25	H: 8 LOB: 2 BB: 1 P: 41	R: 0 E: 0 K: 0 S: 4	H: 0 LOB: 0 BB: 0 P: 5	1B: 14 2B: 1 3B: 0 HR: 1	SF: 0 SAC: 0 DP: 0 HBP: 0	WP: 0 PB: 0 SB: 0 CS: 0	PA: 48			
PITCHER	IP	WLS	BF	H	R	ER	SO	BB	IBB	HBP	BLK	WP	HR	S	P	ERA	WHIP								
Livan Hernandez, R (1, 1) ERA: 3.79	7.0		33	8	3	3	3	4	0	0	0	0	1	77	122	3.86	1.714								
Felix Rodriguez, R (8, 1) ERA: 2.92	0.1		5	4	4	4	1	0	0	0	0	0	0	11	18	108.00	12.000								
Alan Embree, L (8, 1) ERA: 4.61	0.1	L	3	2	1	1	0	0	0	0	0	0	0	9	14	27.00	6.000								
Doug Henry, R (8, 1) ERA: 4.1	1.1		7	2	2	2	0	1	0	0	0	0	0	9	14	13.50	2.250								

San Diego Padres @ San Francisco Giants
PacBell Park, San Francisco, CA
Fri Sep 08 2000, 10:35 PM EDT
Att. 40,930 - Sunny - 65 F

AB	43
R	10
H	16
RBI	10
BB	5
SO	4
LOB	24



WP	0	PA	48
----	---	----	----

ERA	WHIP
-----	------

livebaseballscorecards.com

Batter	1	2	3	4	5	6	7	8	9	AB	R	H	RBI	BB	SO	LOB
Marvin Benard, L OBP: 0.348, SLG: 0.397 (1, 8) (8, 9)	2-2 G6-3		2-1 G3	2-2 1B 1-2 3-H 1B		0-3 K	2-2 FC3-6			5	0	1	1	0	1	2
Bill Mueller, S OBP: 0.339, SLG: 0.394 (1, 5)	3-2 WP BB SF7 1B		3-2 G5-3	2-0 F8		0-1 BB BLK 2B	1-1 L8			5	2	2	0	0	0	4
Barry Bonds, L OBP: 0.444, SLG: 0.696 (1, 7)	4-2 1-2 BB		1-2 S 3B 1B	1-2 1-3 2-H 1B		4-0 BLK BB FC4-2 IBB		3-3 K		3	1	2	1	2	1	0
Jeff Kent, R OBP: 0.422, SLG: 0.597 (1, 4)	3-2 SF7 2-H		4-2 3B BB	2-2 F9		4-2 FC4-2 BLK BB		2-1 F9		2	1	0	1	2	0	2
J.T. Snow, L OBP: 0.374, SLG: 0.459 (1, 3)	3-2 F9		2-0 1-H 2-H 3B		2-1 G4-3	2-2 FC4-2		2-3 K		5	0	1	2	0	1	3
Rich Aurilia, R OBP: 0.335, SLG: 0.452 (1, 6)		2-3 K	2-3 K		2-2 HR	1-2 F8			0-0 F9	5	1	1	1	0	2	3
Felipe Crespo, S OBP: 0.345, SLG: 0.394 Calvin Murray, R OBP: 0.335, SLG: 0.313 (1, 9) (8, 8)		1-1 G3-1		2-1 1B 1B	2-1 1B		0-0 F9		2-3 K	4	1	2	0	0	0	0
Bobby Estalella, R OBP: 0.379, SLG: 0.510 (1, 2)		1-0 1B		0-0 F7 1B	2-3 K		1-2 FC3-6 1B 1B		3-2 F7	5	0	2	0	0	1	2
Livan Hernandez, R OBP: 0.266, SLG: 0.333 Russ Davis, R OBP: 0.305, SLG: 0.435 Felix Rodriguez, R Alan Embree, L Doug Henry, R (1, 1) (7, PH) (8, 1) (8, 1) (8, 1)		1-2 G3		0-0 1B 1B	0-0 L9		2-1 FC3-6 1B			3	1	1	0	0	0	2

Inning Stats	R: 1	H: 1	E: 0	LOB: 1	K: 0	BB: 1	S: 15	R: 0	H: 1	E: 0	LOB: 1	K: 1	BB: 0	S: 10	R: 2	H: 2	E: 0	LOB: 1	K: 1	BB: 1	S: 18	R: 2	H: 4	E: 0	LOB: 2	K: 0	BB: 0	S: 15	R: 1	H: 2	E: 0	LOB: 1	K: 1	BB: 0	S: 12	R: 1	H: 1	E: 0	LOB: 2	K: 1	BB: 2	S: 15	R: 0	H: 2	E: 0	LOB: 2	K: 0	BB: 0	S: 13	R: 0	H: 0	E: 0	LOB: 0	K: 2	BB: 0	S: 8	R: 0	H: 0	E: 0	LOB: 0	K: 1	BB: 0	S: 9	R: 0	H: 0	E: 0	LOB: 0	K: 1	BB: 0	S: 9	1B: 10	SF: 1	2B: 1	SAC: 0	3B: 1	DP: 0	HR: 1	HBP: 0
--------------	------	------	------	--------	------	-------	-------	------	------	------	--------	------	-------	-------	------	------	------	--------	------	-------	-------	------	------	------	--------	------	-------	-------	------	------	------	--------	------	-------	-------	------	------	------	--------	------	-------	-------	------	------	------	--------	------	-------	-------	------	------	------	--------	------	-------	------	------	------	------	--------	------	-------	------	------	------	------	--------	------	-------	------	--------	-------	-------	--------	-------	-------	-------	--------

PITCHER	IP	WLS	BF	H	R	ER	SO	BB	IBB	HBP	BLK	WP	HR	S	P	ERA	WHIP
Will Cunnane, R ERA: 5.04 (1, 1)	4.0		22	8	5	5	2	2	0	0	0	1	0	58	101	11.25	2.500
Dave Maurer, L ERA: 1.69 (5, 1)	1.0		5	2	1	1	1	0	0	0	0	0	1	12	20	9.00	2.000
Heathcliff Stocumb, R ERA: 4.6 (6, 1)	1.0		6	1	1	1	1	1	1	0	1	0	0	15	26	9.00	2.000
Carlos Almanzar, R ERA: 4.66 (7, 1)	1.0	W	5	2	0	0	0	0	0	0	0	0	0	13	19	0.00	2.000
Kevin Walker, L ERA: 4.45 (8, 1)	1.0	H	3	0	0	0	2	0	0	0	0	0	0	8	15	0.00	0.000


BOTTOM

San Diego Padres @ San Francisco Giants
PacBell Park, San Francisco, CA

Fri Sep 08 2000, 10:35 PM EDT
Att. 40,930 - Sunny - 65 F

AB	39
R	7
H	13
RBI	6
BB	4
SO	7
LOB	18

WP: 1 PA: 44
PB: 0
SB: 2
CS: 0



PITCHER	IP	WLS	BF	H	R	ER	SO	BB	IBB	HBP	BLK	WP	HR	S	P	ERA	WHIP
Trevor Hoffman, R ERA: 3.29 (9, 1)	1.0		3	0	0	0	1	0	0	0	0	0	0	9	14	0.00	0.000

Batter	1	2	3	4	5	6	7	8	9	AB R H RBI BB SO LOB	TOP											
Damian Jackson, R (1, 4) OBP: 0.350, SLG: 0.386	1-3 K		0-0 2B 1B		0-3 K		1-0 F8	0-2 F9		5 1 1 1 0 2 0	San Diego Padres @ San Francisco Giants PacBell Park, San Francisco, CA Sat Sep 09 2000, 4:05 PM EDT Att. 40,930 - Sunny - 67 F											
Desi Relaford, S (1, 6) OBP: 0.367, SLG: 0.323	1-1 G3		2-0 HR 2B		2-1 G3-4-1		2-2 E5 FC4-6 2B	1-1 HBP		4 2 1 1 0 0 0												
Ryan Klesko, L (1, 3) OBP: 0.393, SLG: 0.540	1-0 G1-3		3-2 HR			2-1 G6-3	4-2 FC4-6 BB	1-3 K		4 1 1 2 1 1 1												
Dave Magadan, L (1, 5) OBP: 0.404, SLG: 0.351 Greg LaRocca, R (9, PH) OBP: 0.250, SLG: 0.250 (9, 5)		3-2 G4-3	1-0 1B		2-1 2B 1B	2-2 FC4-6 2B	2-2 F9	0-0 F9		4 1 2 0 0 0 2 1 0 0 0 0 0 1												
John Mabry, L (1, 9) OBP: 0.366, SLG: 0.425 Ed Sprague, R (7, PH) OBP: 0.379, SLG: 0.486 Dave Maurer, R (7, 1) Tom Davey, R (8, 1) Joe Vitiello, R (9, PH) OBP: 0.327, SLG: 0.444 Kevin Walker, L (9, 1) OBP: 0.250, SLG: 0.250		1-3 K	1-3 K		1-3 K	1-0 K	1-0 2B	2-1 F9		3 0 0 0 0 0 3 2 1 0 1 1 0 1 0 0 0 0 0 0 1 0 0 0 0 0 0 0 0												
Mike Darr, L (1, 7) OBP: 0.356, SLG: 0.417		0-0 G5-3		1-3 K		0-1 1B 2B	4-0 IBB			3 1 1 0 1 1 0												
Ruben Rivera, R (1, 8) OBP: 0.296, SLG: 0.388			4-2 SH3-4 1B BB	2-3 K		3-2 E S 1B	1-3 K			3 1 1 2 1 2 3												
Wiki Gonzalez, R (1, 2) OBP: 0.310, SLG: 0.328			0-0 P6	1-1 F9		4-1 FC6-4 IBB		0-0 F8		3 0 0 0 1 0 1												
Brian Tollberg, R (1, 1) OBP: 0.107, SLG: 0.107 29 Kory DeHaan, L (7, 9) OBP: 0.250, SLG: 0.344			0-0 SH3-4		2-3 K	0-0 FC6-4		2-2 G4-3		2 0 0 0 0 1 2 1 0 0 0 0 0 0												
Inning Stats	R: 0 E: 0 K: 1 S: 6	H: 0 LOB: 0 BB: 0 P: 9	R: 0 E: 0 K: 1 S: 7	H: 0 LOB: 0 BB: 0 P: 11	R: 4 E: 0 K: 1 S: 14	H: 4 LOB: 1 BB: 1 P: 25	R: 0 E: 0 K: 2 S: 8	H: 0 LOB: 0 BB: 0 P: 12	R: 0 E: 0 K: 2 S: 8	H: 0 LOB: 0 BB: 0 P: 12		R: 2 E: 0 K: 1 S: 14	H: 3 LOB: 2 BB: 1 P: 26	R: 1 E: 1 K: 1 S: 15	H: 1 LOB: 3 BB: 2 P: 30	R: 0 E: 0 K: 0 S: 7	H: 0 LOB: 0 BB: 0 P: 9	R: 0 E: 0 K: 1 S: 7	H: 0 LOB: 1 BB: 0 P: 11	1B: 4 2B: 3 3B: 0 HR: 1	SF: 0 SAC: 1 DP: 0 HBP: 1	WP: 0 PB: 0 SB: 3 CS: 0
PITCHER	IP WLS BF H R ER SO BB IBB HBP BLK WP HR S P ERA WHIP																					
Russ Ortiz, R (1, 1) ERA: 5.05	6.0 L 27 7 6 6 8 1 1 0 0 0 1 57 95 9.00 1.333																					
Aaron Fultz, L (7, 1) ERA: 5.09	0.2 4 0 1 0 0 1 0 0 0 0 0 0 10 19 0.00 1.500																					
John Johnstone, R (7, 1) ERA: 6.7	1.1 6 1 0 0 1 0 1 0 0 0 0 0 12 20 0.00 0.750																					
Alan Embree, L (9, 1) ERA: 4.53	1.0 4 0 0 0 1 0 0 0 1 0 0 0 7 11 0.00 0.000																					

AB	35
R	7
H	8
RBI	7
BB	4
SO	10
LOB	13



Batter	1	2	3	4	5	6	7	8	9	AB R H RBI BB SO LOB
Marvin Benard, L OBP: 0.348, SLG: 0.397 (1, 8)	2-3 FC5-4 1B	1-2 G4-1		0-0 2-H 1B			1-2 S 1B		0-2 F7	5 1 2 1 0 1 1
Bill Mueller, S OBP: 0.340, SLG: 0.395 (1, 5)	4-2 FC5-4 1B BB		1-1 1B 2B		1-1 G6-3		1-2 P4		0-0 G5-3	4 1 1 0 1 0 1
J.T. Snow, L OBP: 0.377, SLG: 0.464 (1, 3)	1-1 FC5-4 1B		3-2 G6-4-3 1B 2-3 1B		1-0 2B		2-3 K		4-1 BB	4 0 3 0 1 1 1
Jeff Kent, R OBP: 0.422, SLG: 0.595 (1, 4)	1-0 FC5-4 BB		1-1 G6-4-3 1B		2-2 F8		3-2 FC4-6 BB 1-H 1B		3-2 G4-3	5 0 2 2 0 0 4
Ellis Burks, R OBP: 0.429, SLG: 0.627 (1, 9)	4-2 BB		2-2 G6-4-3		0-0 F8		4-0 FC4-6 BB			2 0 0 0 2 0 3
Felipe Crespo, S OBP: 0.344, SLG: 0.393 Terrell Lowery, R OBP: 0.588, SLG: 0.759 (1, 7) (7, PH) (8, 7)	0-1 G3		2-1 F8		1-1 1B		1-2 FC4-6 1-2f 2-3			3 0 1 0 0 0 4 1 0 0 0 0 0 2
Ramon Martinez, R OBP: 0.346, SLG: 0.488 (1, 6)		1-1 E4 1B		3-2 F9		1-1 L5		2-2 P4		4 0 1 0 0 0 1
Doug Mirabelli, R OBP: 0.340, SLG: 0.371 28 Juan Melo, S OBP: 0.200, SLG: 0.200 Bobby Estelella, R OBP: 0.379, SLG: 0.510 (1, 2) (8, PH) (9, 2)		2-2 G5-3		1-2 SH1-4 1B		1-1 F8		1-2 G4-3		3 1 1 0 0 0 2 1 0 0 0 0 0 0 0 0 0 0 0 0 0
Russ Ortiz, R OBP: 0.316, SLG: 0.250 Damon Minor, L Aaron Fultz, L OBP: 0.333, SLG: 0.333 John Johnstone, R Russ Davis, R OBP: 0.300, SLG: 0.432 Alan Embree, L (1, 1) (6, PH) (7, 1) (7, 1) (8, PH) (9, 1)		3-2 F9		0-0 SH1-4		3-2 F7		0-1 G1-3		1 0 0 0 0 0 1 1 0 0 0 0 0 1 0 0 0 0 0 0 0 0 0 0 0 0 0 0 1 0 0 0 0 0 0 0 0 0 0 0 0 0

Inning Stats	R: 0	H: 1	E: 0	LOB: 3	K: 1	P: 24	R: 0	H: 1	E: 1	LOB: 1	K: 0	P: 19	R: 1	H: 3	E: 0	LOB: 1	K: 0	P: 22	R: 1	H: 2	E: 0	LOB: 1	K: 0	P: 14	R: 0	H: 1	E: 0	LOB: 1	K: 0	P: 11	R: 0	H: 1	E: 0	LOB: 1	K: 0	P: 15	R: 1	H: 2	E: 0	LOB: 2	K: 1	P: 27	R: 0	H: 0	E: 0	LOB: 0	K: 0	P: 15	R: 0	H: 0	E: 0	LOB: 1	K: 0	P: 15	1B: 9	SF: 0	2B: 2	SAC: 1	3B: 0	DP: 1	HR: 0	HBP: 0	WP: 0	PA: 40
--------------	------	------	------	--------	------	-------	------	------	------	--------	------	-------	------	------	------	--------	------	-------	------	------	------	--------	------	-------	------	------	------	--------	------	-------	------	------	------	--------	------	-------	------	------	------	--------	------	-------	------	------	------	--------	------	-------	------	------	------	--------	------	-------	-------	-------	-------	--------	-------	-------	-------	--------	-------	--------

PITCHER	IP	WLS	BF	H	R	ER	SO	BB	IBB	HBP	BLK	WP	HR	S	P	ERA	WHIP
Brian Tollberg, R ERA: 3.28 (1, 1)	6.0		27	9	2	2	1	2	0	0	0	0	0	63	105	3.00	1.833
Dave Maurer, L ERA: 2.84 (7, 1)	1.0		6	2	1	1	1	1	0	0	0	0	0	15	27	9.00	3.000
Tom Davey, R ERA: (8, 1)	1.0		3	0	0	0	0	0	0	0	0	0	0	12	15	0.00	0.000
Kevin Walker, L ERA: 4.38 (9, 1)	1.0		4	0	0	0	0	1	0	0	0	0	0	8	15	0.00	1.000

BOTTOM

San Diego Padres @ San Francisco Giants
PacBell Park, San Francisco, CA
Sat Sep 09 2000, 4:05 PM EDT
Att: 40,930 - Sunny - 67 F

livebaseballscores.com

AB	35
R	3
H	11
RBI	3
BB	4
SO	2
LOB	21



Batter	1	2	3	4	5	6	7	8	9	AB R H RBI BB SO LOB	TOP											
Damian Jackson, R (1, 4) OBP: 0.349, SLG: 0.383	1-0 G6-3		4-2 G5-4-3 BB			3-1 F9		2-2 F9		3 0 0 0 1 0 0	San Diego Padres @ San Francisco Giants PacBell Park, San Francisco, CA Sun Sep 10 2000, 4:05 PM EDT Att. 40,930 - Sunny - 68 F											
Desi Relaford, S (1, 6) OBP: 0.366, SLG: 0.320	2-2 F7		2-2 G5-4-3			3-1 G6-3		4-2 BB		3 0 0 0 1 0 2												
Ryan Klesko, L (1, 3) OBP: 0.394, SLG: 0.542 Joe Vitiello, R (8, PH) OBP: 0.321, SLG: 0.435	4-1 BB			1-0 G4-3 SF9 2B		2-0 F8		2-3 K		2 1 1 0 1 0 0 1 0 0 0 0 1 1												
Ed Sprague, R (1, 7) OBP: 0.318, SLG: 0.463	0-1 G5-3			2-2 G4-3		1-2 G4-3 1B 1B		3-2 P4		4 1 1 0 0 0 2												
Eric Owens, R (1, 9) OBP: 0.351, SLG: 0.380 29 Kory DeHaan, L (8, 9) OBP: 0.247, SLG: 0.341		0-3 K		0-0 SF9		1-1 1-2 1B		2-3 K		2 0 1 1 0 1 0 1 0 0 0 0 1 0												
Ruben Rivera, R (1, 8) OBP: 0.296, SLG: 0.385		2-3 K		3-H 1-0 F8		3-2 G4-3		4-2 BB		3 0 0 0 1 1 1												
Greg LaRocca, R (1, 5) OBP: 0.286, SLG: 0.286 Todd Erdos, R (7, 1) George Williams, S (9, PH) OBP: 0.214, SLG: 0.385		1-0 F9			2-1 P4		3-2 3-H 1B	2-3 K		3 0 1 1 0 0 0 0 0 0 0 0 0 0 1 0 0 0 0 1 1												
Ben Davis, S (1, 2) OBP: 0.253, SLG: 0.286			2-1 F9 2B		3-2 F9		2-3 K			3 0 1 0 0 1 1												
Jay Witasick, R (1, 1) OBP: 0.130, SLG: 0.130 Heathcliff Slocumb, R (6, 1) Gabe Alvarez, R (7, 5)			2-2 F9		2-1 F9			0-2 F8		2 0 0 0 0 0 1 0 0 0 0 0 0 0 1 0 0 0 0 0 0												
Inning Stats	R: 0 E: 0 K: 0 S: 7	H: 0 LOB: 1 BB: 1 P: 14	R: 0 E: 0 K: 2 S: 8	H: 0 LOB: 0 BB: 0 P: 11	R: 0 E: 0 K: 0 S: 11	H: 1 LOB: 1 BB: 1 P: 21	R: 1 E: 0 K: 0 S: 6	H: 1 LOB: 0 BB: 0 P: 10	R: 0 E: 0 K: 0 S: 7	H: 0 LOB: 0 BB: 0 P: 14	R: 0 E: 0 K: 0 S: 5	H: 0 LOB: 0 BB: 0 P: 13	R: 1 E: 0 K: 1 S: 16	H: 3 LOB: 1 BB: 0 P: 26	R: 0 E: 0 K: 1 S: 11	H: 0 LOB: 1 BB: 1 P: 19	R: 0 E: 0 K: 2 S: 11	H: 0 LOB: 1 BB: 1 P: 22	1B: 3 2B: 2 3B: 0 HR: 0	SF: 1 SAC: 0 DP: 1 HBP: 0	WP: 0 PB: 0 SB: 0 CS: 0	PA: 34
PITCHER	IP WLS BF H R ER SO BB IBB HBP BLK WP HR S P ERA WHIP																					
Kirk Rueter, L (1, 1) ERA: 4.03	7.0 W 26 5 2 2 3 2 0 0 0 0 0 0 60 109 2.57 1.000																					
Doug Henry, R (8, 1) ERA: 4.04	1.0 4 0 0 0 1 1 0 0 0 0 0 0 11 19 0.00 1.000																					
Ryan Vogelsong, R (9, 1) ERA:	1.0 4 0 0 0 2 1 0 0 0 0 0 0 11 22 0.00 1.000																					

AB	29
R	2
H	5
RBI	2
BB	4
SO	6
LOB	9



Batter	1	2	3	4	5	6	7	8	9	AB R H RBI BB SO LOB	TOP									
Juan Pierre, L (1, 8) OBP: 0.384, SLG: 0.354	0-1 G4-3		0-1 L3			0-2 G6-3		2-2 1B		4 0 1 0 0 0 0										
Neff Perez, S (1, 6) OBP: 0.321, SLG: 0.440	0-0 1B		0-0 F7			1-2 P6		1-3 K		4 0 1 0 0 1 2										
17 Todd Helton, L (1, 3) OBP: 0.469, SLG: 0.691	2-2 F7			0-1 G3			3-3 K		3-2 P5	4 0 0 0 0 1 1										
Jeffrey Hammonds, R (1, 9) OBP: 0.403, SLG: 0.551	1-0 F9			0-0 F3			2-2 F8		0-0 G5-3	4 0 0 0 0 0 1										
Todd Walker, L (1, 4) OBP: 0.343, SLG: 0.500		0-3 K		3-2 G4-3			1-1 F7		3-2 F9	4 0 0 0 0 1 0										
Jeff Cirillo, R (1, 5) OBP: 0.388, SLG: 0.483		1-0 G5-3			1-2 F3			0-1 G6-3		3 0 0 0 0 0 0										
Todd Hollandsworth, L (1, 7) OBP: 0.316, SLG: 0.401		0-1 1B 2B			2-0 L7			0-0 HR		3 2 2 1 0 0 0										
Brent Mayne, L (1, 2) OBP: 0.375, SLG: 0.421		0-0 1B			0-3 K			0-1 1B G4-3 1B		3 0 2 1 0 1 0										
Mike DeJean, R (8, 1)										0 0 0 0 0 0 0										
Julian Tavaroz, L (1, 1) OBP: 0.100, SLG: 0.100			2-2 G4-3			1-1 F7		3-2 G4-3		0 0 0 0 0 0 0										
John Wasdin, R (1, 1) OBP: 0.250, SLG: 0.250										1 0 0 0 0 0 0										
Carlos Mendoza, L (6, PH) OBP: 0.200, SLG: 0.200										1 0 0 0 0 0 0										
Giovanni Carrara, R (6, 1)										0 0 0 0 0 0 0										
Adam Melhuse, S (8, PH) OBP: 0.333, SLG: 0.200										1 0 0 0 0 0 1										
Inning Stats	R: 0 E: 0 K: 0 S: 8	H: 1 LOB: 1 BB: 0 P: 11	R: 1 E: 0 K: 1 S: 7	H: 2 LOB: 1 BB: 0 P: 8	R: 0 E: 0 K: 0 S: 6	H: 0 LOB: 0 BB: 0 P: 8	R: 0 E: 0 K: 1 S: 8	H: 0 LOB: 0 BB: 0 P: 11	R: 0 E: 0 K: 1 S: 9	H: 0 LOB: 0 BB: 0 P: 11	R: 0 E: 0 K: 1 S: 8	H: 0 LOB: 0 BB: 0 P: 14	R: 1 E: 0 K: 1 S: 15	H: 3 LOB: 2 BB: 0 P: 21	R: 0 E: 0 K: 0 S: 9	H: 0 LOB: 0 BB: 0 P: 15	1B: 4 2B: 1 3B: 0 HR: 1	SF: 0 SAC: 0 DP: 0 HBP: 0	WP: 0 PB: 0 SB: 0 CS: 0	PA: 32
PITCHER Woody Williams, R (1, 1) ERA: 4.0	IP: 9.0 WLS: W BF: 32 H: 6 R: 2 ER: 2 SO: 4 BB: 0 IBB: 0 HBP: 0 BLK: 0 WP: 0 HR: 1 S: 76 P: 108 ERA: 2.00 WHIP: 0.667																			

Colorado Rockies @ San Diego Padres
Qualcomm Stadium, San Diego, CA
Mon Sep 11 2000, 10:05 PM EDT
Att. 19,404 - Sunny - 78 F

livebaseballscorecards.com

AB	32
R	2
H	6
RBI	2
BB	0
SO	4
LOB	5



Batter	1	2	3	4	5	6	7	8	9
Damian Jackson, R OBP: 0.350, SLG: 0.385 (1, 4)									
Desi Relaford, S OBP: 0.366, SLG: 0.319 (1, 6)									
Ryan Klesko, L OBP: 0.394, SLG: 0.538 (1, 3)									
Dave Magadan, L OBP: 0.397, SLG: 0.339 (1, 5)									
John Mabry, L OBP: 0.312, SLG: 0.432 (1, 9)									
Ruben Rivera, R OBP: 0.295, SLG: 0.384 (8, 8)									
Mike Darr, L OBP: 0.359, SLG: 0.419 (1, 8) (8, 9)									
Eric Owens, R OBP: 0.354, SLG: 0.382 (1, 7)									
Wiki Gonzalez, R OBP: 0.312, SLG: 0.328 (1, 2)									
Woody Williams, R OBP: 0.310, SLG: 0.404 (1, 1)									

Inning Stats	R: 5 E: 0 K: 1 S: 20	H: 5 LOB: 3 BB: 2 P: 36	R: 0 E: 0 K: 1 S: 8	H: 0 LOB: 0 BB: 0 P: 11	R: 1 E: 0 K: 1 S: 14	H: 2 LOB: 1 BB: 0 P: 17	R: 0 E: 0 K: 1 S: 11	H: 0 LOB: 1 BB: 1 P: 17	R: 0 E: 0 K: 0 S: 4	H: 0 LOB: 0 BB: 0 P: 5	R: 0 E: 0 K: 1 S: 14	H: 1 LOB: 2 BB: 0 P: 21	R: 1 E: 0 K: 1 S: 12	H: 2 LOB: 2 BB: 1 P: 22	R: 0 E: 0 K: 1 S: 10	H: 0 LOB: 1 BB: 1 P: 19
1B: 8 2B: 2 3B: 0 HR: 0	SF: 0 SAC: 0 DP: 0 HBP: 2	WP: 0 PA: 41	ERA: 135.00 WHIP: 21.000	ERA: 1.93 WHIP: 0.643	ERA: 4.50 WHIP: 1.500	ERA: 0.00 WHIP: 1.000	ERA: 0.00 WHIP: 1.000	ERA: 0.00 WHIP: 1.000	ERA: 0.00 WHIP: 1.000	ERA: 0.00 WHIP: 1.000	ERA: 0.00 WHIP: 1.000	ERA: 0.00 WHIP: 1.000	ERA: 0.00 WHIP: 1.000	ERA: 0.00 WHIP: 1.000	ERA: 0.00 WHIP: 1.000	

PITCHER	IP	WLS	BF	H	R	ER	SO	BB	IBB	HBP	BLK	WP	HR	S	P	ERA	WHIP
Julian Tavarez, R ERA: 4.21 (1, 1)	0.1	L	9	5	5	5	1	2	0	0	0	0	0	16	31	135.00	21.000
John Wasdin, R ERA: 5.37 (1, 1)	4.2		17	2	1	1	3	1	0	0	0	0	0	41	55	1.93	0.643
Giovanni Carrara, R ERA: 11.7 (6, 1)	2.0		11	3	1	1	2	0	1	1	0	0	0	26	43	4.50	1.500
Mike DeJean, R ERA: 4.93 (8, 1)	1.0		4	0	0	0	1	1	0	0	0	0	0	10	19	0.00	1.000


BOTTOM

Colorado Rockies @ San Diego Padres
Qualcomm Stadium, San Diego, CA

Mon Sep 11 2000, 10:05 PM EDT
Att. 19,404 - Sunny - 78 F

livebaseballscorecards.com


AB	34
R	7
H	10
RBI	6
BB	5
SO	7
LOB	25



Batter	1	2	3	4	5	6	7	8	9	AB R H RBI BB SO LOB	TOP									
Juan Pierre, L (1, 8) OBP: 0.378, SLG: 0.348	1-1 G4-3		0-0 G6-3	0-1 E4 1B			1-1 G6-3		0-0 G3	5 0 1 2 0 0 2										
Nefti Perez, S (1, 6) OBP: 0.320, SLG: 0.438	0-2 F5		0-1 2B HBP 1B	1-0 F8			1-1 G6-3		1-2 F7	5 1 1 0 0 0 2										
Jeff Cirillo, R (1, 5) OBP: 0.386, SLG: 0.482	2-3 K		0-1 HBP 1-3 2B	0-3 K			3-3 K		2-3 K	5 0 1 1 0 4 2										
17 Todd Helton, L (1, 3) OBP: 0.471, SLG: 0.691		0-1 1B	4-0 HBP IBB		3-1 CS 1B			0-0 F8		3 0 2 0 1 0 0										
Jeffrey Hammonds, R (1, 9) OBP: 0.404, SLG: 0.550		1-1 F9	1-0 1-2 2-3 HBP		1-3 K			1-1 G4-6-3 1B		3 0 1 1 0 1 2										
Todd Hollandsworth, L (1, 7) OBP: 0.313, SLG: 0.397		1-3 K	1-3 K		2-2 G4-3			1-2 G4-6-3		4 0 0 0 0 2 6										
Ben Petrick, R (1, 2) OBP: 0.415, SLG: 0.491	1-2 P6			2-1 SH2-4 1B		2-2 L4			1-2 2B 1B	4 2 1 0 0 0 1	AB 35									
Jeff Frye, R (1, 4) OBP: 0.367, SLG: 0.363			1-1 1B 2B 1B	3-2 SH2-4 E 1B		1-0 G4-6-3 1B			0-1 1B G3 2B	4 3 4 0 0 0 0	R 6									
Masato Yoshii, R (1, 1) OBP: 0.216, SLG: 0.265			1-2 SH3-4	2-2 SH2-4		1-0 G4-6-3			0-2 G3	0 0 0 0 0 0 0	H 12									
Adam Melhuse, S (8, PH) OBP: 0.308, SLG: 0.182										1 0 0 0 0 0 0 1	RBI 5									
Mike Myers, L (6, 1)										0 0 0 0 0 0 0 0	BB 1									
Bobby Chouinard, R (7, 1) OBP: 0.393, SLG: 0.333										0 0 0 0 0 0 0 0	SO 7									
Gabe White, L (8, 1) OBP: 0.143, SLG: 0.571										0 0 0 0 0 0 0 0	LOB 16									
Jose Jimenez, R (8, 1) OBP: 0.500, SLG: 0.500									2-3 3-H 1B	1 0 1 1 0 0 0										
Inning Stats	R: 0 E: 0 K: 1 S: 10	H: 0 LOB: 0 BB: 0 P: 13	R: 0 E: 0 K: 1 S: 10	H: 1 LOB: 1 BB: 0 P: 13	R: 2 E: 0 K: 1 S: 14	H: 3 LOB: 3 BB: 1 P: 22	R: 2 E: 2 K: 1 S: 16	H: 2 LOB: 1 BB: 0 P: 24	R: 0 E: 0 K: 1 S: 10	H: 1 LOB: 0 BB: 0 P: 15	R: 0 E: 0 K: 1 S: 8	H: 0 LOB: 0 BB: 0 P: 13	R: 0 E: 0 K: 0 S: 8	H: 1 LOB: 0 BB: 0 P: 10	R: 2 E: 0 K: 1 S: 18	H: 3 LOB: 1 BB: 0 P: 22	1B: 10 2B: 2 3B: 0 HR: 0	SF: 0 SAC: 2 DP: 2 HBP: 1	WP: 0 PB: 0 SB: 0 CS: 1	PA: 39
PITCHER	IP WLS BF H R ER SO BB IBB HBP BLK WP HR S P ERA WHIP																			
Matt Clement, R (1, 1) ERA: 5.06	7.0 L 30 8 4 2 6 0 1 1 0 0 0 73 109 2.57 1.143																			
Dave Maurer, L (8, 1) ERA: 2.45	1.0 3 1 0 0 0 0 0 0 0 0 0 8 10 0.00 1.000																			
Heathcliff Slocumb, R (9, 1) ERA: 4.95	1.0 6 3 2 2 1 0 0 0 0 0 0 18 22 18.00 3.000																			

Colorado Rockies @ San Diego Padres
Qualcomm Stadium, San Diego, CA

AB 35
R 6
H 12
RBI 5
BB 1
SO 7
LOB 16



Tue Sep 12 2000, 10:05 PM EDT
Att. 15,772 - Overcast - 79 F

livebaseballscorecards.com

Batter	1	2	3	4	5	6	7	8	9	AB R H RBI BB SO LOB	TOP											
Juan Pierre, L (1, 8) OBP: 0.376, SLG: 0.343										5 2 1 0 0 0 2												
Neffi Perez, S (1, 6) OBP: 0.318, SLG: 0.435										6 1 1 0 0 0 2												
Jeff Cirillo, R (1, 5) OBP: 0.389, SLG: 0.483										5 1 3 1 0 0 2												
17 Todd Helton, L (1, 3) Adam Melhuse, S (7, PH) OBP: 0.468, SLG: 0.685 OBP: 0.267, SLG: 0.154										4 0 0 0 0 1 4 2 0 0 0 0 0 2												
Jeffrey Hammonds, R (1, 9) OBP: 0.406, SLG: 0.549										4 2 2 0 1 0 2												
Todd Walker, L (1, 4) OBP: 0.349, SLG: 0.510										4 2 2 2 1 0 3												
Todd Hollandsworth, L (1, 7) OBP: 0.316, SLG: 0.416										5 2 3 5 0 1 0												
Brent Mayne, L (1, 2) OBP: 0.378, SLG: 0.424										5 0 3 1 0 0 0												
Brian Bohanon, L (1, 1) OBP: 0.220, SLG: 0.319										5 1 1 0 0 0 4												
Inning Stats	R: 5 E: 1 K: 1 S: 22	H: 5 LOB: 2 BB: 1 P: 35	R: 2 E: 0 K: 0 S: 10	H: 3 LOB: 1 BB: 0 P: 16	R: 0 E: 0 K: 0 S: 5	H: 0 LOB: 0 BB: 0 P: 8	R: 0 E: 0 K: 0 S: 5	H: 0 LOB: 0 BB: 0 P: 8	R: 1 E: 0 K: 0 S: 14	H: 3 LOB: 2 BB: 0 P: 21	R: 0 E: 1 K: 0 S: 9	H: 0 LOB: 3 BB: 1 P: 18	R: 3 E: 2 K: 0 S: 26	H: 3 LOB: 2 BB: 0 P: 37	R: 0 E: 0 K: 1 S: 13	H: 1 LOB: 1 BB: 0 P: 17	R: 0 E: 0 K: 0 S: 9	H: 1 LOB: 1 BB: 0 P: 18	1B: 12 2B: 2 3B: 0 HR: 2	SF: 0 SAC: 0 DP: 0 HBP: 2	WP: 0 PB: 1 SB: 0 CS: 0	PA: 49
PITCHER	IP WLS BF H R ER SO BB IBB HBP BLK WP HR S P ERA WHIP																					
Adam Eaton, R (1, 1) ERA: 4.04	5.0 L 27 11 8 8 1 1 0 0 0 0 0 1 56 88 14.40 2.400																					
Todd Erdos, R (6, 1) ERA: 6.06	1.2 12 3 3 2 0 1 0 2 0 0 0 1 30 48 10.80 2.400																					
Tom Davey, R (7, 1) ERA:	1.1 6 1 0 0 1 0 0 0 0 0 0 0 18 24 0.00 0.750																					
Will Cunnane, R (9, 1) ERA: 4.88	1.0 4 1 0 0 0 0 0 0 0 0 0 0 9 18 0.00 1.000																					

Colorado Rockies @ San Diego Padres
Qualcomm Stadium, San Diego, CA
 Wed Sep 13 2000, 10:05 PM EDT
 Att. 13,832 - Cloudy - 77 F

AB	45
R	11
H	16
RBI	9
BB	2
SO	2
LOB	21



WP: 0	PA: 49
PB: 1	
SB: 0	
CS: 0	

Batter	1	2	3	4	5	6	7	8	9	AB	R	H	RBI	BB	SO	LOB
Eric Owens, R (1, 7) OBP: 0.351, SLG: 0.379 Joe Vitiello, R (6, 3) OBP: 0.339, SLG: 0.438	2-1 G5-3		2-1 FC1-6 1-2f		1-0 G3-1		1-1 P4		4-0 FC5-4 BB	3	0	0	0	0	0	1
Desi Relaford, S (1, 6) OBP: 0.363, SLG: 0.313	1-1 G3		1-1 G3 1-2		4-2 BB		0-2 F3		0-0 FC5-4 FC6-4 1-2f 2-3	4	0	0	0	1	0	4
Ryan Klesko, L (1, 3) OBP: 0.397, SLG: 0.536 Todd Erdos, R (6, 1) George Williams, S (7, 2) OBP: 0.235, SLG: 0.375	1-1 1B		3-2 G3		0-0 F9		2-2 FC6-4 1B		0-0 FC6-4 1-2f	3	0	1	0	0	0	2
Ed Sprague, R (1, 5) OBP: 0.311, SLG: 0.451	3-1 L4			2-3 K		2-0 P6		0-0 FC6-4 1-2f 2-3		4	0	0	0	0	1	3
Wiki Gonzalez, R (1, 2) OBP: 0.316, SLG: 0.336 Tom Davey, R (7, 1) 29 Kory DeHaan, L (8, PH) OBP: 0.245, SLG: 0.337 (9, 9)		1-1 F7 2B		2-0 G4-3 1B		1-0 F8		1-2 F7		3	0	2	0	0	0	0
Mike Darr, L (1, 9) OBP: 0.354, SLG: 0.406 Will Cunnane, R (9, 1) OBP: 0.143, SLG: 0.286		0-1 F7 2-3		2-2 G4-3 1-2		0-0 2B 1B		1-2 G4-3		4	0	1	0	0	0	2
Ruben Rivera, R (1, 8) OBP: 0.296, SLG: 0.385		2-3 K		4-2 BB		1-2 2B		0-0 G5-3		3	0	1	0	1	1	1
Greg LaRocca, R (1, 4) OBP: 0.273, SLG: 0.364		0-0 G6-3		2-3 K		1-0 F7			0-1 FC5-4 2B	4	0	1	0	0	1	5
Adam Eaton, R (1, 1) OBP: 0.447, SLG: 0.406 Gabe Alvarez, R (5, PH) OBP: 0.444, SLG: 0.167 (6, 7)			2-1 FC1-6 1B		0-1 F8		3-2 FC6-4 1B 1B		3-1 P6	1	0	1	0	0	0	0
										3	0	1	0	0	0	1
Inning Stats	R: 0 H: 1 E: 0 LOB: 1 K: 0 BB: 0 S: 8 P: 15	R: 0 H: 1 E: 0 LOB: 1 K: 1 BB: 0 S: 9 P: 12	R: 0 H: 1 E: 0 LOB: 1 K: 0 BB: 0 S: 9 P: 17	R: 0 H: 1 E: 0 LOB: 2 K: 2 BB: 1 S: 18 P: 30	R: 0 H: 0 E: 0 LOB: 1 K: 0 BB: 1 S: 6 P: 11	R: 0 H: 2 E: 0 LOB: 2 K: 0 BB: 0 S: 7 P: 12	R: 0 H: 2 E: 0 LOB: 2 K: 0 BB: 0 S: 12 P: 18	R: 0 H: 0 E: 0 LOB: 0 K: 0 BB: 0 S: 9 P: 11	R: 0 H: 1 E: 0 LOB: 2 K: 0 BB: 1 S: 6 P: 13	1B: 6 SF: 0 2B: 3 SAC: 0 3B: 0 DP: 0 HR: 0 HBP: 0	WP: 0 PA: 39 PB: 0 SB: 0 CS: 0					
PITCHER Brian Bohanon, L (1, 1) ERA: 4.75	IP 9.0 WLS W BF 39 H 9 R 0 ER 0 SO 3 BB 3 IBB 0 HBP 0 BLK 0 WP 0 HR 0 S 84 P 139 ERA 0.00 WHIP 1.333	IP WLS BF H R ER SO BB IBB HBP BLK WP HR S P ERA WHIP	IP WLS BF H R ER SO BB IBB HBP BLK WP HR S P ERA WHIP	IP WLS BF H R ER SO BB IBB HBP BLK WP HR S P ERA WHIP	IP WLS BF H R ER SO BB IBB HBP BLK WP HR S P ERA WHIP	IP WLS BF H R ER SO BB IBB HBP BLK WP HR S P ERA WHIP	IP WLS BF H R ER SO BB IBB HBP BLK WP HR S P ERA WHIP	IP WLS BF H R ER SO BB IBB HBP BLK WP HR S P ERA WHIP	IP WLS BF H R ER SO BB IBB HBP BLK WP HR S P ERA WHIP	IP WLS BF H R ER SO BB IBB HBP BLK WP HR S P ERA WHIP	IP WLS BF H R ER SO BB IBB HBP BLK WP HR S P ERA WHIP					

BOTTOM

Colorado Rockies @ San Diego Padres
Qualcomm Stadium, San Diego, CA
Wed Sep 13 2000, 10:05 PM EDT
Att: 13,832 - Cloudy - 77 F

livebaseballscorecards.com

AB	36
R	0
H	9
RBI	0
BB	3
SO	3
LOB	22



Batter	1	2	3	4	5	6	7	8	9	AB R H RBI BB SO LOB	TOP																
Marvin Benard, L (1, 8) OBP: 0.354, SLG: 0.412	1-1 G1-6-3 1B		0-2 F8		0-0 E 3B	1-2 1B			0-0 1B	5 1 4 0 0 0 0	San Francisco Giants @ San Diego Padres Qualcomm Stadium, San Diego, CA Fri Sep 15 2000, 10:05 PM EDT Att. 26,600 - Sunny - 75 F																
Bill Mueller, S (1, 5) OBP: 0.343, SLG: 0.408	1-0 P4			1-0 FC4-6 1B	1-1 E3 1B	0-0 G3-1			2-3 1B	5 1 1 1 0 1 4																	
Barry Bonds, L (1, 7) OBP: 0.452, SLG: 0.713	2-1 G1-6-3 1-2f			1-2 FC4-6 1B	0-0 G6-4-3 1B				0-0 G4-3	5 1 1 0 0 0 3																	
Jeff Kent, R (1, 4) OBP: 0.422, SLG: 0.596			0-0 F8		0-0 BB 1B	0-1 G6-4-3			1-0 F8	4 1 1 0 0 0 2																	
J.T. Snow, L (1, 3) OBP: 0.369, SLG: 0.461			1-3 K		2-3 K	2-0 1B			3-2 L7	4 0 1 1 0 2 2																	
Ellis Burks, R (1, 9) OBP: 0.425, SLG: 0.626			0-2 E5 FC5-4		4-0 2B BB	0-1 L8			2-2 F5	3 0 0 0 1 0 1																	
Rich Aurilia, R (1, 6) OBP: 0.339, SLG: 0.450			2-1 FC5-4 1-2f		1-1 2B				0-0 G6-3	3 0 1 2 1 0 1																	
Bobby Estalella, R (1, 2) OBP: 0.367, SLG: 0.487			1-3 K		4-0 IBB				3-2 F7	3 0 0 0 1 2 1																	
Russ Ortiz, R (1, 1) OBP: 0.295, SLG: 0.241			0-2 G6-3		1-0 F9				3-2 G4-3	2 0 0 0 0 0 3																	
Alan Embree, L (7, 1)										0 0 0 0 0 0 0																	
Doug Henry, R (7, 1)										0 0 0 0 0 0 0																	
Armando Rios, L (9, PH) OBP: 0.350, SLG: 0.524										1 0 0 0 0 0 0																	
Inning Stats	R: 0 E: 0 K: 0 S: 5	H: 1 LOB: 0 BB: 0 P: 9	R: 0 E: 1 K: 1 S: 9	H: 0 LOB: 1 BB: 0 P: 12	R: 0 E: 0 K: 1 S: 10	H: 0 LOB: 0 BB: 0 P: 11	R: 2 E: 0 K: 1 S: 11	H: 3 LOB: 3 BB: 2 P: 25	R: 2 E: 1 K: 0 S: 9	H: 3 LOB: 1 BB: 0 P: 12	R: 0 E: 0 K: 1 S: 12	H: 1 LOB: 2 BB: 1 P: 21	R: 0 E: 0 K: 0 S: 6	H: 0 LOB: 0 BB: 0 P: 12	R: 0 E: 0 K: 0 S: 7	H: 0 LOB: 0 BB: 0 P: 12	R: 0 E: 0 K: 1 S: 10	H: 1 LOB: 1 BB: 0 P: 15	1B: 7 2B: 1 3B: 1 HR: 0	SF: 0 SAC: 1 DP: 2 HBP: 0	WP: 0 PB: 0 SB: 0 CS: 0	PA: 39					
PITCHER	IP WLS BF H R ER SO BB IBB HBP BLK WP HR S P ERA WHIP																										
Brian Tollberg, R (1, 1) ERA: 3.38	5.0		24	7	4	3	3	1	1	0	0	0	0	44	69	5.40	1.600										
Carlos Almanzar, R (6, 1) ERA: 4.59	1.0		5	1	0	0	1	1	0	0	0	0	0	12	21	0.00	2.000										
Dave Maurer, L (7, 1) ERA: 2.16	1.0		3	0	0	0	0	0	0	0	0	0	0	6	12	0.00	0.000										
Tom Davey, R (8, 1) ERA:	1.0	W	3	0	0	0	0	0	0	0	0	0	0	7	12	0.00	0.000										
Trevor Hoffman, R (9, 1) ERA: 3.24	1.0	S	4	1	0	0	1	0	0	0	0	0	0	10	15	0.00	1.000										

livebaseballscorecards.com

AB	35
R	4
H	9
RBI	4
BB	3
SO	5
LOB	17



Batter	1	2	3	4	5	6	7	8	9
Damian Jackson, R (1, 4) OBP: 0.351, SLG: 0.388	2-3 K		1-0 BB S 1B		1-1 2B 1B	3-1 P6		1-0 SH3-4	
Eric Owens, R (1, 7) OBP: 0.355, SLG: 0.385	0-0 1B		4-2 BB 1-2 BB		1-1 F9 1-H 2B		0-0 1B 2B	1-1 G5-3	
Ryan Klesko, L (1, 3) OBP: 0.399, SLG: 0.534	1-0 P4		4-2 FC6-4 1-2 2-3 BB		2-0 F9 2-3		1-1 SH5-4 2-H 1B G4-3	4-0 1B IBB	
Dave Magadan, L (1, 5) OBP: 0.408, SLG: 0.344 Woody Williams, R (7, PR) OBP: 0.310, SLG: 0.404 Tom Davey, R (8, 1) Ed Sprague, R (8, PH) OBP: 0.314, SLG: 0.453 Trevor Hoffman, R (9, 1)	1-2 G3		0-0 FC6-4 1-2f		4-2 BB		4-0 G4-3 1-2 1B SH5-4 BB	2-0 1B	
John Mabry, L (1, 9) OBP: 0.302, SLG: 0.418 Greg LaRocca, R (7, PH) OBP: 0.250, SLG: 0.333 (8, 5)		0-0 F7		2-3 K	2-2 G4-3		0-1 SH5-4 1-2 2-3	1-3 K2-3	
Mike Darr, L (1, 8) OBP: 0.352, SLG: 0.399 (8, 9)		0-3 K		3-3 K		4-2 BB BB	3-2 G4-3 2-3 3-H		
Desi Relaford, S (1, 6) OBP: 0.367, SLG: 0.314		2-2 G6-3		4-2 BB		4-2 BB 1-2 BB	0-0 3-H 1B		
Ben Davis, S (1, 2) OBP: 0.243, SLG: 0.273			3-1 L9	0-1 G4-3		2-3 K	2-3 K		
Brian Tollberg, R (1, 1) OBP: 0.193, SLG: 0.103 Gabe Alvarez, R (5, PH) OBP: 0.400, SLG: 0.143 Carlos Almanzar, R (6, 1) 29 Kory DeHaan, L (6, PH) OBP: 0.242, SLG: 0.333 Dave Maurer, R (7, 1) Ruben Rivera, R (8, 8) OBP: 0.286, SLG: 0.387			0-0 G3-1		2-1 P4	K		1-0 SH3-4 1B 1B	

Inning Stats	R: 0 E: 0 K: 1 S: 8	H: 1 LOB: 1 BB: 0 P: 12	R: 0 E: 0 K: 1 S: 8	H: 0 LOB: 0 BB: 0 P: 10	R: 0 E: 0 K: 0 S: 9	H: 1 LOB: 3 BB: 2 P: 21	R: 0 E: 0 K: 2 S: 12	H: 0 LOB: 1 BB: 1 P: 21	R: 1 E: 0 K: 0 S: 12	H: 2 LOB: 2 BB: 1 P: 24	R: 0 E: 0 K: 2 S: 13	H: 0 LOB: 2 BB: 2 P: 28	R: 3 E: 0 K: 1 S: 13	H: 3 LOB: 1 BB: 1 P: 22	R: 1 E: 0 K: 1 S: 8	H: 2 LOB: 2 BB: 1 P: 18
--------------	------------------------------	----------------------------------	------------------------------	----------------------------------	------------------------------	----------------------------------	-------------------------------	----------------------------------	-------------------------------	----------------------------------	-------------------------------	----------------------------------	-------------------------------	----------------------------------	------------------------------	----------------------------------


PITCHER	IP	WLS	BF	H	R	ER	SO	BB	IBB	HBP	BLK	WP	HR	S	P	ERA	WHIP
Russ Ortiz, R (1, 1) ERA: 4.93	6.0		28	4	1	1	6	6	0	0	0	0	0	62	116	1.50	1.667
Alan Embree, L (7, 1) ERA: 4.92	0.2	B	6	3	3	3	0	1	0	0	0	0	0	9	17	40.50	6.000
Doug Henry, R (7, 1) ERA: 4.06	1.1	L	7	2	1	1	2	0	1	0	0	0	0	12	23	6.75	1.500

BOTTOM

AB	R	H	RBI	BB	SO	LOB
4	1	2	0	0	1	2
4	1	3	1	1	0	1
3	1	1	1	2	0	2
2	0	0	0	2	0	4
0	1	0	0	0	0	0
0	0	0	0	0	0	0
1	0	1	1	0	0	0
0	0	0	0	0	0	0
3	0	0	0	0	1	2
1	0	0	0	0	1	2
3	0	0	1	1	2	2
2	0	1	1	2	0	0
4	0	0	0	0	2	4
1	0	0	0	0	0	0
1	0	0	0	0	0	0
0	0	0	0	0	0	0
1	0	0	0	0	1	2
0	0	0	0	0	0	0
1	1	1	0	0	0	0

San Francisco Giants @ San Diego Padres
Qualcomm Stadium, San Diego, CA

AB 31
R 5
H 9
RBI 5
BB 8
SO 8
LOB 21



WP: 0 PA: 41
PB: 0
SB: 1
CS: 0

Fri Sep 15 2000, 10:05 PM EDT
Att: 26,600 - Sunny - 75 F

livebaseballscorecards.com

Batter	1	2	3	4	5	6	7	8	9	AB R H RBI BB SO LOB	TOP		
Marvin Benard, L (1, 8) OBP: 0.353, SLG: 0.409	0-0 F8		2-2 1B		0-1 F8		3-3 K		0-2 P3	5 0 1 0 0 1 1	San Francisco Giants @ San Diego Padres Qualcomm Stadium, San Diego, CA Sun Sep 17 2000, 4:05 PM EDT Att. 28,673 - Sunny - 82 F		
Russ Davis, R (1, 5) OBP: 0.297, SLG: 0.424 Bill Mueller, S (8, 5) OBP: 0.343, SLG: 0.404	0-0 F9		0-1 F8		2-0 2B		0-1 F8		4-2 2B BB	4 0 1 1 0 0 1 0 1 0 0 1 0 0			
Felipe Crespo, S (1, 3) OBP: 0.358, SLG: 0.408 J.T. Snow, L (9, 3) OBP: 0.368, SLG: 0.459	3-1 F3		0-0 F8		3-2 F8		4-2 S BB		0-0 2B	4 0 1 1 1 0 2 0 0 0 0 0 0 0			
Jeff Kent, R (1, 4) OBP: 0.423, SLG: 0.601 28 Juan Melo, S (7, 4) OBP: 0.143, SLG: 0.143		1-1 1B 3B		1-0 HR		0-0 F9	3-3 K		0-0 F8	4 2 2 1 0 1 1 1 0 0 0 0 0 1			
Ellis Burks, R (1, 9) OBP: 0.430, SLG: 0.627		4-0 1B SF9 BB		1-0 F2		0-1 BB BB 1B		2-1 1B		3 1 2 0 1 0 0			
Armando Rios, L (1, 7) OBP: 0.349, SLG: 0.516		0-0 1B		2-2 G4-3		4-2 BB BB		2-3 K		3 0 1 1 1 1 1			
Ramon Martinez, R (1, 6) OBP: 0.340, SLG: 0.480		1-2 SF9		0-3 K		0-1 F7		1-0 F3		3 0 0 1 0 1 3			
Doug Mirabelli, R (1, 2) OBP: 0.335, SLG: 0.361		2-0 F9			2-2 F8 SH1-4 2B 1B	4-2 BB BB 1-2 2-3 BB		1-3 K		3 1 1 0 1 1 1			
Mark Gardner, R (1, 1) OBP: 0.100, SLG: 0.100 Felix Rodriguez, R (8, 1) Terrell Lowery, R (9, PH) OBP: 0.583, SLG: 0.733 Robb Nen, R (9, 1)			1-1 G4-3		0-0 SH1-4	1-3 K		0-0 F7		2 0 0 0 0 0 1 3 0 0 0 0 0 0 0 0 1 0 0 0 0 0 0 0 0 0 0 0 0 0 0 0			
Inning Stats	R: 0 H: 0 E: 0 LOB: 0 K: 0 BB: 0 S: 4 P: 7	R: 2 H: 2 E: 0 LOB: 0 K: 0 BB: 1 S: 7 P: 15	R: 0 H: 1 E: 0 LOB: 1 K: 0 BB: 0 S: 8 P: 11	R: 1 H: 1 E: 0 LOB: 0 K: 1 BB: 0 S: 8 P: 12	R: 1 H: 2 E: 0 LOB: 1 K: 0 BB: 0 S: 13 P: 20	R: 0 H: 1 E: 0 LOB: 3 K: 1 BB: 2 S: 15 P: 24	R: 0 H: 0 E: 0 LOB: 1 K: 2 BB: 1 S: 10 P: 20	R: 0 H: 1 E: 0 LOB: 1 K: 2 BB: 0 S: 9 P: 15	R: 1 H: 1 E: 0 LOB: 1 K: 0 BB: 1 S: 9 P: 13	1B: 5 SF: 1 2B: 2 SAC: 1 3B: 1 DP: 0 HR: 1 HBP: 0		WP: 0 PA: 40 PB: 0 SB: 1 CS: 0	
PITCHER Woody Williams, R (1, 1) ERA: 4.03 Todd Erdos, R (9, 1) ERA: 6.11	IP WLS BF H R ER SO BB IBB HBP BLK WP HR S P ERA WHIP	8.0 L 35 8 4 4 6 4 0 0 0 0 0 1 74 124 4.50 1.500	1.0 5 1 1 1 0 1 0 0 0 0 0 0 9 13 9.00 2.000										

livebaseballscorecards.com

AB	33
R	5
H	9
RBI	5
BB	5
SO	6
LOB	14



Batter	1	2	3	4	5	6	7	8	9	AB	R	H	RBI	BB	SO	LOB
Damian Jackson, R OBP: 0.352, SLG: 0.387 (1, 4)	0-1 P6		0-1 G6-3		0-0 L5		2-2 G5-3			4	0	0	0	0	0	1
Eric Owens, R OBP: 0.351, SLG: 0.380 (1, 7)	0-1 G4-3			0-0 L4		1-0 F8		3-3 K		4	0	0	0	0	1	0
Ryan Klesko, L OBP: 0.400, SLG: 0.535 (1, 3)	1-1 P4			4-2 WP S BB		0-1 BB 1B		4-2 BB 1B		2	1	1	0	2	0	0
Dave Magadan, L OBP: 0.414, SLG: 0.344 (1, 5)		0-2 G4-3		4-2 WP BB		4-1 1B BB		2-2 BB 1B		2	0	1	0	2	0	0
John Mabry, L OBP: 0.295, SLG: 0.407 (1, 9)		3-2 F7		1-2 F5		0-1 P6		0-3 K		4	0	0	0	0	1	6
Mike Darr, L OBP: 0.354, SLG: 0.395 (1, 8)		3-1 BB 1B		2-2 G4-3		0-1 BB 1B		1-3 K		4	0	2	1	0	1	4
Desi Relaford, S OBP: 0.359, SLG: 0.306 (1, 6)		0-1 F7		1-3 K		0-0 G3			1-0 G3-1	4	0	0	0	0	1	3
Wiki Gonzalez, R OBP: 0.310, SLG: 0.330 (1, 2)			0-0 F9		0-2 F9		1-1 F8		0-0 F8	4	0	0	0	0	0	0
Woody Williams, R OBP: 0.311, SLG: 0.400 Todd Erdos, R Gabe Alvarez, R OBP: 0.364, SLG: 0.125 (1, 1) (9, 1) (9, PH)			1-1 F8		1-0 BB 1B		1-2 G5-3		0-0 G5-3	3	0	1	0	0	0	0
										0	0	0	0	0	0	0
										1	0	0	0	0	0	0

Inning Stats	R: 0	H: 0	E: 0	K: 0	S: 6	R: 0	H: 1	E: 0	K: 0	S: 11	R: 0	H: 0	E: 0	K: 0	S: 5	R: 0	H: 0	E: 0	K: 0	S: 14	R: 0	H: 1	E: 0	K: 1	S: 8	R: 1	H: 2	E: 0	K: 0	S: 9	R: 0	H: 0	E: 0	K: 0	S: 9	R: 0	H: 1	E: 0	K: 3	S: 15	R: 0	H: 0	E: 0	K: 0	S: 3	R: 0	H: 0	E: 0	K: 0	S: 4	1B: 5	SF: 0	2B: 0	SAC: 0	3B: 0	DP: 0	HR: 0	HBP: 0	WP: 1	PA: 36
PITCHER	IP	WLS	BF	H	R	ER	SO	BB	IBB	HBP	BLK	WP	HR	S	P	ERA	WHIP																																											
Mark Gardner, R ERA: 4.01 (1, 1)	7.0	W	28	4	1	1	1	3	0	0	0	1	0	62	92	1.29	1.000																																											
Felix Rodriguez, R ERA: 2.81 (8, 1)	1.0	H	5	1	0	0	3	1	0	0	0	0	0	15	25	0.00	2.000																																											
Robb Nen, R ERA: 1.35 (9, 1)	1.0		3	0	0	0	0	0	0	0	0	0	0	3	4	0.00	0.000																																											


BOTTOM

San Francisco Giants @ San Diego Padres
Qualcomm Stadium, San Diego, CA

Sun Sep 17 2000, 4:05 PM EDT
Att: 28,673 - Sunny - 82 F

livebaseballscorecards.com

AB 32
R 1
H 5
RBI 1
BB 4
SO 4
LOB 14



Batter	1	2	3	4	5	6	7	8	9	AB R H RBI BB SO LOB	TOP		
Damian Jackson, R (1, 4) OBP: 0.355, SLG: 0.392	0-3 K		3-2 G4-3		0-1 FC3-6 1B		3-2 1B		0-0 G4-3 SF9 2B	5 1 3 0 0 1 0			
Eric Owens, R (1, 7) OBP: 0.350, SLG: 0.377	0-0 G4-3		1-1 G3		4-2 FC3-6 BB		2-2 F8		1-0 G4-3	4 0 0 0 1 0 2			
Ryan Klesko, L (1, 3) OBP: 0.397, SLG: 0.530	2-1 F8		0-0 F7		1-2 FC3-6 G6-4-3 1-2f 2-3		3-2 F8		2-2 SF9	4 0 0 1 0 0 3			
Ed Sprague, R (1, 5) OBP: 0.313, SLG: 0.445 Desi Relaford, S (8, PR) OBP: 0.358, SLG: 0.305 (8, 6)		1-1 P6		2-0 G4-6-3 BB 1B	2-2 G6-4-3 1-2f			0-0 1B 2B 1B	3-2 F7	4 1 2 0 0 0 2 1 1 0 0 0 0 0			
Ruben Rivera, R (1, 8) OBP: 0.296, SLG: 0.388		1-0 HR		4-1 G4-6-3 BB		3-2 G5-3		0-1 F8		3 1 1 1 1 0 1			
Mike Darr, L (1, 9) OBP: 0.352, SLG: 0.392		1-0 F9		2-2 G4-6-3 1-2f 2-3		1-1 L1		1-0 2B FC6-2 1B		4 0 1 0 0 0 2			
Ben Davis, S (1, 2) OBP: 0.287, SLG: 0.343 Dave Maurer, R (6, 1) John Mabry, L (8, PH) OBP: 0.299, SLG: 0.415 Tom Davey, R (8, 1) Kevin Walker, L (9, 1) OBP: 0.250, SLG: 0.250		1-2 HR		1-0 2B 1B		3-2 F2		2-1 FC6-2 2B		3 2 2 2 0 0 0 0 0 0 0 0 0 0 1 0 1 1 0 0 0 0 0 0 0 0 0 0 0 0 0 0 0 0 0			
Greg LaRocca, R (1, 6) OBP: 0.313, SLG: 0.400 (8, 5)		4-1 HR		0-2 3-H 2B 1B		1-0 F8		0-1 FC6-2		3 0 1 1 1 0 3			
Matt Clement, R (1, 1) OBP: 0.133, SLG: 0.107 Wiki Gonzalez, R (6, 2) OBP: 0.312, SLG: 0.342		1-1 G1-3		1-3 K		0-1 HR		0-2 G1-3		2 0 0 0 0 1 2 2 1 1 1 0 0 2			
Inning Stats	R: 0 E: 0 K: 1 S: 6 H: 0 LOB: 0 BB: 0 P: 8	R: 2 E: 0 K: 0 S: 10 H: 2 LOB: 1 BB: 1 P: 19	R: 0 E: 0 K: 0 S: 6 H: 0 LOB: 0 BB: 0 P: 10	R: 2 E: 0 K: 1 S: 14 H: 3 LOB: 1 BB: 1 P: 24	R: 0 E: 0 K: 0 S: 11 H: 1 LOB: 1 BB: 1 P: 18	R: 0 E: 0 K: 0 S: 8 H: 0 LOB: 0 BB: 0 P: 15	R: 1 E: 0 K: 0 S: 13 H: 2 LOB: 1 BB: 0 P: 22	R: 1 E: 0 K: 0 S: 11 H: 3 LOB: 2 BB: 0 P: 14	R: 1 E: 0 K: 0 S: 9 H: 1 LOB: 0 BB: 0 P: 15	1B: 6 2B: 3 3B: 0 HR: 3 SF: 1 SAC: 0 DP: 2 HBP: 0	WP: 0 PB: 0 SB: 1 CS: 0 PA: 40		
PITCHER	IP WLS BF H R ER SO BB IBB HBP BLK WP HR S P ERA WHIP											PITCHER	IP WLS BF H R ER SO BB IBB HBP BLK WP HR S P ERA WHIP
Brian Bohanon, L (1, 1) ERA: 4.84	6.1 L 27 7 5 5 2 3 0 0 0 0 0 3 58 98 7.11 1.579												
Jerry Dipoto, R (7, 1) ERA: 4.66	0.2 3 1 0 0 0 0 0 0 0 0 0 0 10 18 0.00 1.500												
Mike DeJean, R (8, 1) ERA: 5.03	1.0 6 3 1 1 0 0 0 0 0 0 0 0 11 14 9.00 3.000												
Jose Jimenez, R (9, 1) ERA: 3.46	1.0 4 1 1 1 0 0 0 0 0 0 0 0 9 15 9.00 1.000												

San Diego Padres @ Colorado Rockies
Coors Field, Denver, CO
Tue Sep 19 2000, 7:05 PM MDT
Att. 36,295 - Cloudy - 74 F

livebaseballscorecards.com

AB	36
R	7
H	12
RBI	7
BB	3
SO	2
LOB	17



Batter	1	2	3	4	5	6	7	8	9	AB R H RBI BB SO LOB
Juan Pierre, L OBP: 0.366, SLG: 0.329 Adam Melhuse, S OBP: 0.278, SLG: 0.313	3-2 G5-3	1-3 K			2-2 G4-3		0-1 PB 1B		1-3 K	4 0 1 0 0 1 1 1 0 0 0 0 1 2
Neifi Perez, S OBP: 0.321, SLG: 0.439	3-2 2B		0-0 G3-1		3-3 K		1-0 G4-3			4 0 1 0 0 1 1
Jeff Cirillo, R OBP: 0.386, SLG: 0.474	3-3 K		1-2 G6-3			0-2 F9		2-1 P4		4 0 0 0 0 1 1
17 Todd Helton, L OBP: 0.465, SLG: 0.681	4-1 IBB		0-0 L6			4-1 BB BB		1-1 G3		2 0 0 0 2 0 0
Jeffrey Hammonds, R OBP: 0.395, SLG: 0.529	2-3 K			1-2 F8		2-3 K		1-2 F8		4 0 0 0 0 2 3
Todd Walker, L OBP: 0.341, SLG: 0.486 Jeff Frye, R OBP: 0.365, SLG: 0.360		0-0 L1		3-3 K		4-1 BB		2-1 F9		2 0 0 0 1 1 0 1 0 0 0 0 0 0
Todd Hollandsworth, L OBP: 0.325, SLG: 0.421		1-0 1B 2B		0-3 K2-3		0-0 F2		2-2 BB 1B		4 1 2 0 0 1 2
Brent Mayne, L OBP: 0.382, SLG: 0.425 Butch Huskey, R OBP: 0.334, SLG: 0.397		3-1 FC3-6 1B			1-3 K		1-0 G4-3		4-0 BB	3 0 1 1 0 1 0 0 0 0 0 1 0 0
Brian Bohanon, L OBP: 0.231, SLG: 0.388 Jerry Dipoto, R OBP: 0.342, SLG: 0.435 Terry Shumpert, R OBP: 0.342, SLG: 0.435 Mike DeJean, R OBP: 0.342, SLG: 0.435 Jose Jimenez, R OBP: 0.500, SLG: 0.500 Ben Petrick, R OBP: 0.410, SLG: 0.488		1-2 FC3-6			1-1 HR		3-2 F8		1-2 P4	2 1 1 1 0 0 1 0 0 0 0 0 0 0 1 0 1 0 0 0 0 0 2

Inning Stats	R: 0 E: 0 K: 2 S: 15	H: 1 LOB: 2 BB: 1 P: 30	R: 1 E: 0 K: 1 S: 10	H: 2 LOB: 1 BB: 0 P: 16	R: 0 E: 0 K: 0 S: 5	H: 0 LOB: 0 BB: 0 P: 6	R: 0 E: 0 K: 2 S: 11	H: 0 LOB: 0 BB: 0 P: 15	R: 1 E: 0 K: 2 S: 14	H: 1 LOB: 0 BB: 0 P: 21	R: 0 E: 0 K: 1 S: 10	H: 0 LOB: 2 BB: 2 P: 20	R: 0 E: 0 K: 0 S: 7	H: 1 LOB: 1 BB: 0 P: 12	R: 0 E: 0 K: 0 S: 8	H: 0 LOB: 0 BB: 0 P: 12	R: 0 E: 0 K: 1 S: 11	H: 1 LOB: 2 BB: 1 P: 21	1B: 3 2B: 2 3B: 0 HR: 1	SF: 0 SAC: 0 DP: 0 HBP: 0
--------------	-------------------------------	----------------------------------	-------------------------------	----------------------------------	------------------------------	---------------------------------	-------------------------------	----------------------------------	-------------------------------	----------------------------------	-------------------------------	----------------------------------	------------------------------	----------------------------------	------------------------------	----------------------------------	-------------------------------	----------------------------------	----------------------------------	------------------------------------

PITCHER	IP	WLS	BF	H	R	ER	SO	BB	IBB	HBP	BLK	WP	HR	S	P	ERA	WHIP
Matt Clement, R ERA: 5.01	(1, 1)	5.2	W	24	4	2	8	2	1	0	0	0	1	64	107	3.18	1.059
Dave Maurer, L ERA: 1.8	(6, 1)	1.1	H	5	1	0	0	0	0	0	0	0	0	8	13	0.00	0.750
Tom Davey, R ERA:	(8, 1)	1.0		3	0	0	0	0	0	0	0	0	0	8	12	0.00	0.000
Kevin Walker, L ERA: 4.24	(9, 1)	1.0		5	1	0	1	1	0	0	0	0	0	11	21	0.00	2.000

BOTTOM

San Diego Padres @ Colorado Rockies
Coors Field, Denver, CO
 Tue Sep 19 2000, 7:05 PM MDT
 Att: 36,295 - Cloudy - 74 F

livebaseballscorecards.com

AB	33
R	2
H	6
RBI	2
BB	4
SO	9
LOB	13



WP: 0	PA: 37
PB: 1	
SB: 0	
CS: 0	

San Diego Padres @ Colorado Rockies
 Coors Field, Denver, CO
 Wed Sep 20 2000, 7:05 PM MDT
 Att: 36,088 - Overcast - 50 F

AB	42
R	15
H	15
RBI	15
BB	10
SO	7
LOB	21



WP:	0	PA:	52
PB:	0	SB:	0
CS:	0		

Batter	1	2	3	4	5	6	7	8	9	AB	R	H	RBI	BB	SO	LOB
Damian Jackson, R (1, 4) OBP: 0.353, SLG: 0.388	4-0 E 1B BB	3-2 P6	2-3 K	1-1 FC4-6 1-2f		3-2 G5-3		1-1 G5-3		5	1	0	0	1	1	2
Desi Relaford, S (1, 6) OBP: 0.362, SLG: 0.309	0-1 E6 1B 1-2	1-0 F8		1-0 HR 1B	4-1 1B 3B BB	2-2 1B		1-0 L6-3 1B		5	3	3	0	1	0	1
Ryan Klesko, L (1, 3) OBP: 0.400, SLG: 0.530	0-1 1B	4-0 2B BB		4-2 HR BB	4-2 3B 1B BB	0-3 K		0-0 L6-3		2	4	1	1	3	1	1
Joe Vitiello, R (6, 3) OBP: 0.345, SLG: 0.440	1-3 2-H 1B			1-2 HR BB	1-2 3B BB			1-2		1	0	0	0	0	0	1
Dave Magadan, L (1, 5) OBP: 0.416, SLG: 0.380	1-3 K	3-1 HR 2B		1-1 HR	2-1 P6			3-1 G4-3		4	2	2	4	0	1	4
Greg LaRocca, R (5, 5) OBP: 0.278, SLG: 0.353		1-H HR 2B		1-H 2-H HR					1-2 G6-3	2	0	0	0	0	0	0
John Mabry, L (1, 7) OBP: 0.307, SLG: 0.437	1-0 F8 1B	0-0		0-3 K	1-2 3B			1-1 3B 2B		4	2	3	3	0	1	0
Gabe Alvarez, R (7, PH) OBP: 0.385, SLG: 0.300	1-3 3-H 1B	3-H HR		0-0 F7	1-2 2-3 3B 1B			0-0 L7 2B		2	1	1	0	0	0	0
29 Kory DeHaan, L (9, 7) OBP: 0.242, SLG: 0.333	0-0 F8 1B	2-2 G4-3		X	1-0 3B			0-0 K 2B		0	0	0	0	0	0	0
Mike Darr, L (1, 9) OBP: 0.357, SLG: 0.412	0-1 F8			0-0 F7	4-2 HR BB			0-0 3B		6	0	3	4	0	0	1
Ruben Rivera, R (1, 8) OBP: 0.296, SLG: 0.391	1-2 2-3 F8			0-1 F8	4-2 HR BB			0-0 K 3B		5	1	1	1	1	2	4
Ben Davis, S (1, 2) OBP: 0.308, SLG: 0.374	4-0 IBB			4-2 BB	1-1 HR			4-0 BB		2	1	1	2	3	0	1
Adam Eaton, R (1, 1) OBP: 0.429, SLG: 0.371	3-3 K			0-1 F8	4-0 FC4-6 BB			0-1 G2-3		3	0	0	0	1	1	4
Ed Sprague, R (7, PH) OBP: 0.312, SLG: 0.444										1	0	0	0	0	0	2
Will Cunnane, R (7, 1) OBP: 0.143, SLG: 0.296										0	0	0	0	0	0	0
Buddy Carlyle, L (8, 1) OBP: 0.143, SLG: 0.296										0	0	0	0	0	0	0
Heathcliff Slocumb, R (8, 1) OBP: 0.143, SLG: 0.296										0	0	0	0	0	0	0
Trevor Hoffman, R (8, 1) OBP: 0.143, SLG: 0.296										0	0	0	0	0	0	0

Batter	1	2	3	4	5	6	7	8	9	AB	R	H	RBI	BB	SO	LOB
Damian Jackson, R (1, 4) OBP: 0.353, SLG: 0.388	4-0 E 1B BB	3-2 P6	2-3 K	1-1 FC4-6 1-2f		3-2 G5-3		1-1 G5-3		5	1	0	0	1	1	2
Desi Relaford, S (1, 6) OBP: 0.362, SLG: 0.309	0-1 E6 1B 1-2	1-0 F8		1-0 HR 1B	4-1 1B 3B BB	2-2 1B		1-0 L6-3 1B		5	3	3	0	1	0	1
Ryan Klesko, L (1, 3) OBP: 0.400, SLG: 0.530	0-1 1B	4-0 2B BB		4-2 HR BB	4-2 3B 1B BB	0-3 K		0-0 L6-3		2	4	1	1	3	1	1
Joe Vitiello, R (6, 3) OBP: 0.345, SLG: 0.440	1-3 2-H 1B			1-2 HR BB	1-2 3B BB			1-2		1	0	0	0	0	0	1
Dave Magadan, L (1, 5) OBP: 0.416, SLG: 0.380	1-3 K	3-1 HR 2B		1-1 HR	2-1 P6			3-1 G4-3		4	2	2	4	0	1	4
Greg LaRocca, R (5, 5) OBP: 0.278, SLG: 0.353		1-H HR 2B		1-H 2-H HR					1-2 G6-3	2	0	0	0	0	0	0
John Mabry, L (1, 7) OBP: 0.307, SLG: 0.437	1-0 F8 1B	0-0		0-3 K	1-2 3B			1-1 3B 2B		4	2	3	3	0	1	0
Gabe Alvarez, R (7, PH) OBP: 0.385, SLG: 0.300	1-3 3-H 1B	3-H HR		0-0 F7	1-2 2-3 3B 1B			0-0 L7 2B		2	1	1	0	0	0	0
29 Kory DeHaan, L (9, 7) OBP: 0.242, SLG: 0.333	0-0 F8 1B	2-2 G4-3		X	1-0 3B			0-0 K 2B		0	0	0	0	0	0	0
Mike Darr, L (1, 9) OBP: 0.357, SLG: 0.412	0-1 F8			0-0 F7	4-2 HR BB			0-0 3B		6	0	3	4	0	0	1
Ruben Rivera, R (1, 8) OBP: 0.296, SLG: 0.391	1-2 2-3 F8			0-1 F8	4-2 HR BB			0-0 K 3B		5	1	1	1	1	2	4
Ben Davis, S (1, 2) OBP: 0.308, SLG: 0.374	4-0 IBB			4-2 BB	1-1 HR			4-0 BB		2	1	1	2	3	0	1
Adam Eaton, R (1, 1) OBP: 0.429, SLG: 0.371	3-3 K			0-1 F8	4-0 FC4-6 BB			0-1 G2-3		3	0	0	0	1	1	4
Ed Sprague, R (7, PH) OBP: 0.312, SLG: 0.444										1	0	0	0	0	0	2
Will Cunnane, R (7, 1) OBP: 0.143, SLG: 0.296										0	0	0	0	0	0	0
Buddy Carlyle, L (8, 1) OBP: 0.143, SLG: 0.296										0	0	0	0	0	0	0
Heathcliff Slocumb, R (8, 1) OBP: 0.143, SLG: 0.296										0	0	0	0	0	0	0
Trevor Hoffman, R (8, 1) OBP: 0.143, SLG: 0.296										0	0	0	0	0	0	0

Inning Stats	R	H	E	K	S	R	H	E	K	S	R	H	E	K	S	R	H	E	K	S	R	H	E	K	S	R	H	E	K	S			
	3	3	1	2	19	3	2	0	2	10	0	0	0	2	11	3	3	0	5	19	3	3	0	2	13	0	0	0	0	11	0	0	0

PITCHER	IP	WLS	BF	H	R	ER	SO	BB	IBB	HBP	BLK	WP	HR	S	P	ERA	WHIP
Brian Rose, R (1, 1) ERA: 5.72	2.0	L	15	5	6	5	2	2	1	0	0	0	1	29	55	22.50	3.500
Giovanni Carrara, R (3, 1) ERA: 12.83	2.0		13	3	5	5	3	4	0	0	0	0	2	30	55	22.50	3.500
Pete Walker, R (5, 1) ERA: 17.36	2.0		11	3	3	3	1	2	0	0	0	0	0	24	41	13.50	2.500
Mike Myers, L (7, 1) ERA: 1.93	1.0		6	2	1	1	0	1	0	0	0	0	0	7	16	9.00	3.000
Mike DeJean, R (8, 1) ERA: 4.93	1.0		3	1	0	0	0	0	0	0	0	0	0	4	6	0.00	1.000

PITCHER	IP	WLS	BF	H	R	ER	SO	BB	IBB	HBP	BLK	WP	HR	S	P	ERA	WHIP
Bobby Chouinard, R (9, 1) ERA: 3.41	1.0		4	1	0	0	1	0	0	0	0	0	0	13	20	0.00	1.000

BOTTOM

San Diego Padres @ Colorado Rockies
Coors Field, Denver, CO
Wed Sep 20 2000, 7:05 PM MDT
Att. 36,088 - Overcast - 50 F

livebaseballscorecards.com

AB 36
R 11
H 11
RBI 10
BB 8
SO 3
LOB 15



WP: 0 PA: 46
PB: 0
SB: 0
CS: 0

AB R H RBI BB SO LOB

6 1 1 1 0 0 2
3 1 1 0 1 0 0
0 0 0 0 0 0 0
1 1 1 0 0 0 0

4 0 2 2 1 0 1

3 0 0 1 1 0 2
0 0 0 0 0 0 0

4 2 0 0 1 2 4

3 4 2 0 2 0 0

4 1 2 2 1 0 2

3 0 0 4 1 0 1

0 0 0 0 0 0 0
1 0 0 0 0 0 1
0 0 0 0 0 0 0
1 0 0 0 0 1 0
0 0 0 0 0 0 0
1 0 1 0 0 0 0
0 0 0 0 0 0 0
2 1 1 0 0 0 2

1B: 4 SF: 2
2B: 6 SAC: 0
3B: 0 DP: 1
HR: 1 HBP: 0

Main table containing batter names, statistics, and play diagrams for each batter across 9 innings.

Inning Stats table with columns for R, H, E, K, S, LOB, BB, P, ER, SO, IBB, HBP, BLK, WP, HR, S, P, ERA, WHIP.

Pitcher stats table with columns for PITCHER, IP, WLS, BF, H, R, ER, SO, BB, IBB, HBP, BLK, WP, HR, S, P, ERA, WHIP.

Batter	1	2	3	4	5	6	7	8	9	AB R H RBI BB SO LOB	TOP	
Damian Jackson, R (1, 4) OBP: 0.352, SLG: 0.389	0-0 SH 2B		1-0 F7			0-2 G5-3		1-3 K		4 1 1 0 0 1 1		
Desi Relaford, S (1, 6) OBP: 0.360, SLG: 0.306	0-0 SH G6-3 2-H SF8		0-2 F7			0-2 L7			2-3 K	3 1 0 0 0 1 0		
Ryan Klesko, L (1, 3) OBP: 0.398, SLG: 0.527 Joe Vitiello, R (9, PH) OBP: 0.356, SLG: 0.440	0-1 G6-3 2-3			1-0 G3			2-2 G5-3		4-2 WP 1B BB	3 0 0 0 0 0 1 0 1 0 0 1 0 0		
Dave Magadan, L (1, 5) OBP: 0.415, SLG: 0.377 Gabe Alvarez, R (9, PH) OBP: 0.357, SLG: 0.273	1-1 SF8 3-H			2-2 F8			4-2 L3 BB		2-3 K	1 0 0 1 1 0 0 1 0 0 0 0 1 1		
John Mabry, L (1, 9) OBP: 0.303, SLG: 0.431 Wiki Gonzalez, R (9, PH) OBP: 0.314, SLG: 0.344	0-2 G4-3			1-0 G3			1-2 L3 1-2		2-2 1B 2-H	3 0 0 0 0 0 1 1 0 1 1 0 0 0		
Ruben Rivera, R (1, 8) OBP: 0.293, SLG: 0.387		3-3 K			2-3 K			1-3 K	0-1 G1-3	4 0 0 0 0 3 1		
Eric Owens, R (1, 7) OBP: 0.350, SLG: 0.377		1-2 G4-3			0-1 G5-3			0-1 E6 1B 1B		3 1 1 0 0 0 0		
Ben Davis, S (1, 2) OBP: 0.309, SLG: 0.373		1-1 G4-3			0-0 F7			1-0 1B 2-H 1B		3 0 1 1 0 0 0		
Brian Tollberg, R (1, 1) OBP: 0.097, SLG: 0.097 Dave Maurer, R (7, 1) Todd Erdos, R (7, 1) 29 Kory DeHaan, L (8, PH) Buddy Carlyle, L (8, 1) Will Cunnane, R (8, 1) OBP: 0.143, SLG: 0.286			0-3 K			0-2 G6-3		0-1 F7		2 0 0 0 0 0 1 0 0 0 0 0 0 0 0 0 0 0 0 0 0 0 0 0 1 0 0 0 0 0 0 1 0 0 0 0 0 0 0 0 0 0 0 0 0 0 0 0		
Inning Stats	R: 2 H: 1 E: 1 LOB: 0 K: 0 BB: 0 S: 9 P: 10	R: 0 H: 0 E: 0 LOB: 0 K: 1 BB: 0 S: 8 P: 13	R: 0 H: 0 E: 0 LOB: 0 K: 1 BB: 0 S: 7 P: 8	R: 0 H: 0 E: 0 LOB: 0 K: 0 BB: 0 S: 5 P: 9	R: 0 H: 0 E: 0 LOB: 0 K: 1 BB: 0 S: 6 P: 8	R: 0 H: 0 E: 0 LOB: 0 K: 0 BB: 0 S: 9 P: 9	R: 0 H: 0 E: 0 LOB: 0 K: 0 BB: 1 S: 8 P: 15	R: 1 H: 2 E: 1 LOB: 1 K: 2 BB: 0 S: 11 P: 14	R: 1 H: 1 E: 0 LOB: 1 K: 2 BB: 1 S: 17 P: 27	1B: 3 SF: 1 2B: 2 SAC: 1 3B: 0 DP: 1 HR: 0 HBP: 0	WP: 1 PA: 33 PB: 0 SB: 0 CS: 0	
PITCHER	IP WLS BF H R ER SO BB IBB HBP BLK WP HR S P ERA WHIP											
Kevin Jarvis, R (1, 1) ERA: 5.84	6.0 W 20 1 2 1 3 0 0 0 0 0 0 44 57 1.50 0.167											
Gabe White, L (7, 1) ERA: 2.28	1.0 H 3 0 0 0 0 1 0 0 0 0 0 8 15 0.00 1.000											
Bobby Chouinard, R (8, 1) ERA: 3.3	1.0 5 2 1 0 2 0 0 0 0 0 0 11 14 0.00 2.000											
Mike Myers, L (9, 1) ERA: 2.11	0.2 4 1 1 1 2 1 0 0 0 1 0 15 25 13.50 3.000											
Jerry Dipoto, R (9, 1) ERA: 4.5	0.1 1 0 0 0 0 0 0 0 0 0 0 2 2 0.00 0.000											

San Diego Padres @ Colorado Rockies
Coors Field, Denver, CO
Thu Sep 21 2000, 1:05 PM MDT
Att. 36,286 - Cloudy - 63 F

livebaseballscorecards.com

AB	29
R	4
H	4
RBI	3
BB	2
SO	7
LOB	6



BOTTOM

San Diego Padres @ Colorado Rockies
Coors Field, Denver, CO

livebaseballscorecards.com

AB	41
R	13
H	17
RBI	13
BB	5
SO	3
LOB	23



WP:	1	PA:	48
PB:	1		
SB:	1		
CS:	1		

Thu Sep 21 2000, 1:05 PM MDT
Att: 36,286 - Cloudy - 63 F

Batter	1	2	3	4	5	6	7	8	9	AB	R	H	RBI	BB	SO	LOB			
Juan Pierre, L OBP: 0.364, SLG: 0.329 (1, 8)	G1-3		F8			CS	G4-3	1B		6	0	3	2	0	0	1			
Neifi Perez, S OBP: 0.320, SLG: 0.437 (1, 6)	F8		F9			G4-3		G4-3		6	1	1	0	0	0	7			
Jeff Cirillo, R OBP: 0.389, SLG: 0.479 (1, 5)	E6					F8		1B		4	3	2	1	1	0	1			
17 Todd Helton, L OBP: 0.464, SLG: 0.684 (1, 3)	L4					F9		HR		5	2	3	2	0	0	1			
Todd Hollandsworth, L OBP: 0.331, SLG: 0.435 (1, 9)		G4-3				G5-3		HR		5	2	2	1	0	1	4			
Butch Huskey, R OBP: 0.345, SLG: 0.417 (1, 7)		G6-3				1B		HR		4	3	3	2	1	0	0			
Terry Shumpert, R OBP: 0.342, SLG: 0.445 (9, 1) Mike Myers, L (9, 1) Jerry Dipoto, R (9, 1)	F8					F8		E6		5	2	1	2	0	1	6			
Brent Mayne, L OBP: 0.382, SLG: 0.422 (1, 2)						P6		HR		0	0	0	0	0	0	0			
Kevin Jarvis, L OBP: 0.176, SLG: 0.129 (6, PH) Carlos Mendoza, L OBP: 0.250, SLG: 0.143 Gabe White, L OBP: 0.250, SLG: 0.625 Bobby Chouinard, R OBP: 0.333, SLG: 0.333 23 Elvis Pena, S OBP: 0.429, SLG: 0.571 (9, 4)			K			P4		CS		0	0	0	0	0	0	0			
Inning Stats	R: 0 E: 1 K: 0 S: 9	H: 0 LOB: 1 BB: 0 P: 13	R: 0 E: 0 K: 0 S: 5	H: 0 LOB: 0 BB: 0 P: 9	R: 0 E: 0 K: 1 S: 5	H: 0 LOB: 1 BB: 1 P: 13	R: 1 E: 0 K: 0 S: 7	H: 3 LOB: 2 BB: 0 P: 14	R: 0 E: 0 K: 0 S: 10	H: 1 LOB: 1 BB: 0 P: 16	R: 3 E: 1 K: 0 S: 14	H: 3 LOB: 0 BB: 1 P: 25	R: 6 E: 1 K: 0 S: 17	H: 6 LOB: 2 BB: 1 P: 29	R: 3 E: 0 K: 2 S: 21	H: 4 LOB: 3 BB: 2 P: 40	1B: 11 2B: 3 3B: 0 HR: 3	SF: 1 SAC: 0 DP: 0 HBP: 0	WP: 1 PA: 48

PITCHER	IP	WLS	BF	H	R	ER	SO	BB	IBB	HBP	BLK	WP	HR	S	P	ERA	WHIP
Brian Tollberg, R ERA: 3.66 (1, 1)	6.1	L	30	9	6	6	1	2	0	0	0	1	2	55	97	8.53	1.737
Dave Maurer, L ERA: 2.7 (7, 1)	0.0		3	2	1	1	0	0	1	0	0	0	1	4	11	∞	∞
Todd Erdos, R ERA: 6.04 (7, 1)	0.2		5	2	3	0	0	0	0	0	0	0	0	8	11	0.00	3.000
Buddy Carlyle, R ERA: 63.0 (8, 1)	0.1		4	2	3	3	1	1	0	0	0	0	0	15	24	81.00	9.000
Will Cunnane, R ERA: 4.76 (8, 1)	0.2		5	2	0	0	1	1	0	0	0	0	0	6	16	0.00	4.500

PITCHER	IP	WLS	BF	H	R	ER	SO	BB	IBB	HBP	BLK	WP	HR	S	P	ERA	WHIP
Brian Tollberg, R ERA: 3.66 (1, 1)	6.1	L	30	9	6	6	1	2	0	0	0	1	2	55	97	8.53	1.737
Dave Maurer, L ERA: 2.7 (7, 1)	0.0		3	2	1	1	0	0	1	0	0	0	1	4	11	∞	∞
Todd Erdos, R ERA: 6.04 (7, 1)	0.2		5	2	3	0	0	0	0	0	0	0	0	8	11	0.00	3.000
Buddy Carlyle, R ERA: 63.0 (8, 1)	0.1		4	2	3	3	1	1	0	0	0	0	0	15	24	81.00	9.000
Will Cunnane, R ERA: 4.76 (8, 1)	0.2		5	2	0	0	1	1	0	0	0	0	0	6	16	0.00	4.500

Batter	1	2	3	4	5	6	7	8	9	AB R H RBI BB SO LOB	TOP				
Damian Jackson, R (1, 4) OBP: 0.350, SLG: 0.385	4-2 HR BB		0-0 F8	1-1 F7		1-3 K		2-2 E5		4 1 0 0 1 1 2					
Desi Relaford, S (1, 6) OBP: 0.364, SLG: 0.315	1-0 HR		4-0 F8 1B BB	4-1 BB			4-2 E S 2B BB	2-3 K		2 2 1 2 3 1 1					
Ryan Klesko, L (1, 3) OBP: 0.396, SLG: 0.523	2-1 P6		2-2 S 1B	0-3 K			1-1 F2		3-0 F8	5 0 1 0 0 1 4					
Phil Nevin, R (1, 5) OBP: 0.379, SLG: 0.558 Tom Davey, R (7, 1)	2-1 G1-6-3 1B		2-1 F8		0-0 1B		1-0 P5		1-3 K	4 0 2 0 0 0 3 0 0 0 0 0 0 0 0 0 0 0 0 0 0 1 0 0 0 0 1 0 0 0 0 0 0 0 0					
Kevin Walker, L (8, 1) OBP: 0.250, SLG: 0.250 Ed Sprague, R (9, PH) OBP: 0.311, SLG: 0.442 Trevor Hoffman, R (9, 1)			2-3 BB				1-3 2B		1-3 K	3 0 1 1 1 1 2 1 0 0 0 0 1 0					
John Mabry, L (1, 9) OBP: 0.306, SLG: 0.434 Ruben Rivera, R (7, PR) OBP: 0.293, SLG: 0.386	0-0 G1-6-3		4-1 BB	1-2 BB	1-3 K		3-2 2B		1-3 K	3 0 1 1 1 1 2 1 0 0 0 0 1 0					
Mike Darr, L (1, 8) OBP: 0.360, SLG: 0.411		3-2 S 1B	2-2 F8		1-0 F8		4-2 BB			3 0 1 0 1 0 4					
Ben Davis, S (1, 2) OBP: 0.307, SLG: 0.363		4-2 FC5-6-4 BB		1-1 F7	0-0 F7		1-3 K			3 0 0 0 1 1 3					
29 Kory DeHaan, L (1, 7) OBP: 0.240, SLG: 0.327		2-3 K		2-2 BB S 1B		1-1 F9		1-3 K		4 0 1 0 0 2 2					
Jay Witasick, R (1, 1) OBP: 0.154, SLG: 0.120 Carlos Almanzar, R (4, 1)		0-0 FC5-6-4		4-2 BB 1B		3-1 P4		0-0 P6		1 0 0 0 1 0 2 0 0 0 0 0 0 0 1 0 0 0 0 0 0 0 0 0 0 0 0 0 1 0 0 0 0 0 0					
Gabe Alvarez, R (6, PH) OBP: 0.333, SLG: 0.250 Dave Maurer, R (6, 1) Greg LaRocca, R (7, 5) OBP: 0.263, SLG: 0.333		1-2 2-3		1-2 BB BB											
Inning Stats	R: 2 H: 2 E: 0 LOB: 0 K: 0 BB: 1 S: 9 P: 18	R: 0 H: 1 E: 0 LOB: 1 K: 1 BB: 1 S: 14 P: 23	R: 0 H: 1 E: 0 LOB: 3 K: 0 BB: 2 S: 11 P: 25	R: 0 H: 1 E: 0 LOB: 3 K: 1 BB: 2 S: 16 P: 28	R: 0 H: 1 E: 0 LOB: 1 K: 1 BB: 0 S: 6 P: 8	R: 0 H: 0 E: 0 LOB: 0 K: 1 BB: 0 S: 7 P: 12	R: 1 H: 1 E: 0 LOB: 2 K: 1 BB: 2 S: 15 P: 29	R: 0 H: 0 E: 1 LOB: 1 K: 2 BB: 0 S: 11 P: 16	R: 0 H: 0 E: 0 LOB: 0 K: 2 BB: 0 S: 8 P: 13	1B: 5 SF: 0 2B: 1 SAC: 0 3B: 0 DP: 2 HR: 1 HBP: 0	WP: 0 PA: 41 PB: 0 SB: 4 CS: 0				
PITCHER	IP WLS BF H R ER SO BB IBB HBP BLK WP HR S P ERA WHIP											PITCHER	IP WLS BF H R ER SO BB IBB HBP BLK WP HR S P ERA WHIP		
Eric Gagne, R (1, 1) ERA: 5.38	3.1		18 5 2 2 1 5 0 0 0 0 0 1 44 83 5.40 3.000												
Luke Prokopec, R (4, 1) ERA: 1.69	2.2		10 1 0 0 3 1 0 0 0 0 0 0 19 31 0.00 0.750												
Antonio Osuna, R (7, 1) ERA: 3.74	0.2	L	4 1 1 1 0 1 0 0 0 0 0 0 9 18 13.50 3.000												
Onan Masaoka, L (7, 1) ERA: 4.01	0.1		2 0 0 0 1 1 0 0 0 0 0 0 6 11 0.00 3.000												
Al Reyes, R (8, 1) ERA: 5.29	2.0		7 0 0 0 4 0 0 0 0 0 0 0 19 29 0.00 0.000												

San Diego Padres @ Los Angeles Dodgers
 Dodger Stadium, Los Angeles, CA
 Fri Sep 22 2000, 7:10 PM PDT
 Att. 37,512 - Cloudy - 66 F

AB	33
R	3
H	7
RBI	3
BB	8
SO	9
LOB	23



Batter	1	2	3	4	5	6	7	8	9	AB R H RBI BB SO LOB	TOP							
Damian Jackson, R (1, 4) OBP: 0.350, SLG: 0.386	2-3 K			1-3 K		1-3 K			1-2 S 2B	4 0 1 0 0 3 0	San Diego Padres @ Los Angeles Dodgers Dodger Stadium, Los Angeles, CA Sat Sep 23 2000, 7:10 PM PDT Att. 40,623 - Cloudy - 71 F							
Desi Relaford, S (1, 6) OBP: 0.363, SLG: 0.313	1-0 F8			4-2 S 1B BB		2-1 F7			3-3 K 2-3	3 1 0 0 1 1 1								
Ryan Klesko, L (1, 3) OBP: 0.395, SLG: 0.521	1-0 F3			2-2 G4-3 1-H 1B		1-1 G3-1			2-3 K 2-3	4 0 1 1 0 1 1								
Phil Nevin, R (1, 5) OBP: 0.377, SLG: 0.555				0-2 G4-3 1-2		1-1 G6-3				3 0 0 0 0 0 1								
Mike Darr, L (1, 9) OBP: 0.354, SLG: 0.404 (8, 8)				0-3 K		0-1 G6-3				3 0 0 0 0 1 1								
Eric Owens, R (1, 7) OBP: 0.348, SLG: 0.375										3 0 0 0 0 1 0								
Wiki Gonzalez, R (1, 2) OBP: 0.311, SLG: 0.341										3 0 0 0 0 0 0								
Ruben Rivera, R (1, 8) OBP: 0.292, SLG: 0.384 John Mabry, L (8, PH) OBP: 0.305, SLG: 0.432 (8, 9)										2 0 0 0 0 2 0 1 0 0 0 0 1 0								
Woody Williams, R (1, 1) OBP: 0.302, SLG: 0.386 Ed Sprague, R (9, PH) OBP: 0.310, SLG: 0.440										2 0 0 0 0 2 0 1 0 0 0 0 1 0								
Inning Stats	R: 0 E: 0 K: 1 S: 5 H: 0 LOB: 0 BB: 0 P: 9	R: 0 E: 0 K: 0 S: 7 H: 0 LOB: 0 BB: 0 P: 13	R: 0 E: 0 K: 2 S: 7 H: 0 LOB: 0 BB: 0 P: 9	R: 1 E: 0 K: 2 S: 16 H: 1 LOB: 1 BB: 1 P: 23	R: 0 E: 0 K: 1 S: 6 H: 0 LOB: 0 BB: 0 P: 7	R: 0 E: 0 K: 2 S: 10 H: 0 LOB: 0 BB: 0 P: 15	R: 0 E: 0 K: 0 S: 6 H: 0 LOB: 0 BB: 0 P: 8	R: 0 E: 0 K: 2 S: 11 H: 0 LOB: 0 BB: 0 P: 15	R: 0 E: 0 K: 3 S: 17 H: 1 LOB: 1 BB: 0 P: 25	1B: 1 2B: 1 3B: 0 HR: 0 SF: 0 SAC: 0 DP: 0 HBP: 0		WP: 0 PB: 0 SB: 2 CS: 0 PA: 30						
PITCHER Kevin Brown, R (1, 1) ERA: 2.56	IP 9.0	WLS W	BF 30	H 2	R 1	ER 1	SO 13	BB 1	IBB 0	HBP 0	BLK 0	WP 0	HR 0	S 85	P 124	ERA 1.00	WHIP 0.333	PITCHER IP WLS BF H R ER SO BB IBB HBP BLK WP HR S P ERA WHIP

livebaseballscorecards.com

AB	29
R	1
H	2
RBI	1
BB	1
SO	13
LOB	4



Batter	1	2	3	4	5	6	7	8	9	AB R H RBI BB SO LOB	TOP
Damian Jackson, R (1, 4) OBP: 0.351, SLG: 0.384	4-2 FC5-4 BB		1-3 K		1-3 K			2-1 HBP		2 0 0 0 1 2 1	San Diego Padres @ Los Angeles Dodgers Dodger Stadium, Los Angeles, CA Sun Sep 24 2000, 1:10 PM PDT Att. 46,393 - Sunny - 78 F livebaseballscorecards.com
Mike Darr, L (1, 9) OBP: 0.348, SLG: 0.396	1-0 FC5-4 S 1-2f		2-3 K			3-3 K		3-2 F8		4 0 0 0 0 2 2	
Ryan Klesko, L (1, 3) OBP: 0.396, SLG: 0.519	2-1 L9			4-1 1B BB		3-3 K		4-2 F8-3 BB		2 0 0 0 2 1 1	
John Mabry, L (1, 7) OBP: 0.304, SLG: 0.429	2-3 K 1-2			0-0 BB 1-3 1B		1-3 K		0-3 K		4 0 1 0 0 3 2	
Ed Sprague, R (1, 5) OBP: 0.309, SLG: 0.435		1-3 K		4-2 L1-3 BB 1-2		1-3 K		2-2 F8-3 1-2		3 0 0 0 1 2 1	
Ben Davis, S (1, 2) OBP: 0.308, SLG: 0.357		4-1 BB		2-0 L1-3 1-2		2-0 F8				2 0 0 0 1 0 2	
Ruben Rivera, R (1, 8) OBP: 0.292, SLG: 0.388		2-3 K			0-2 3B		2-3 K			3 0 1 0 0 2 1	
Greg LaRocca, R (1, 6) OBP: 0.227, SLG: 0.286		0-1 G3			2-2 G5-3			0-0 F8		3 0 0 0 0 0 2	
Matt Clement, R (1, 1) OBP: 0.129, SLG: 0.103 Dave Magadan, L (8, PH) OBP: 0.412, SLG: 0.374 Kevin Walker, L (8, 1) OBP: 0.250, SLG: 0.250			2-3 K			2-3 K		1-2 G3		2 0 0 0 0 2 1 1 0 0 0 0 0 0 0 0 0 0 0 0 0	
Inning Stats	R: 0 H: 0 E: 0 LOB: 1 K: 1 BB: 1 S: 8 P: 17	R: 0 H: 0 E: 0 LOB: 1 K: 2 BB: 1 S: 9 P: 16	R: 0 H: 0 E: 0 LOB: 0 K: 3 BB: 0 S: 9 P: 14	R: 0 H: 1 E: 0 LOB: 1 K: 0 BB: 2 S: 5 P: 15	R: 0 H: 1 E: 0 LOB: 1 K: 2 BB: 0 S: 12 P: 17	R: 0 H: 0 E: 0 LOB: 0 K: 3 BB: 0 S: 10 P: 17	R: 0 H: 0 E: 0 LOB: 0 K: 2 BB: 0 S: 8 P: 13	R: 0 H: 0 E: 0 LOB: 1 K: 0 BB: 0 S: 9 P: 15	R: 0 H: 0 E: 0 LOB: 0 K: 1 BB: 1 S: 10 P: 16	1B: 1 SF: 0 2B: 2 SAC: 0 3B: 1 DP: 2 HR: 0 HBP: 1	WP: 0 PA: 32 PB: 0 SB: 1 CS: 0
PITCHER	IP WLS BF H R ER SO BB IBB HBP BLK WP HR S P ERA WHIP										
Chan Ho Park, R (1, 1) ERA: 3.4	8.0 W 29 2 0 0 13 4 0 1 0 0 0 0 70 124 0.00 0.750										
Jeff Shaw, R (9, 1) ERA: 4.31	1.0 S 3 0 0 0 1 1 0 0 0 0 0 0 10 16 0.00 1.000										

Batter	1	2	3	4	5	6	7	8	9	AB	R	H	RBI	BB	SO	LOB	TOP									
Fernando Vina, L (1, 4) OBP: 0.386, SLG: 0.398	2-2 15 G6-3 1B	1-2 F5		1-2 F9			3-2 15 CS 1B	0-1 G1-3		5	0	2	0	0	0	3										
J.D. Drew, L (1, 9) OBP: 0.405, SLG: 0.489	1-0 15 G6-3 1B		4-1 15 HR BB		2-0 15 CS HBP		0-0 F8		2-1 P4	3	1	1	0	1	0	1										
15 Jim Edmonds, L (1, 8) OBP: 0.414, SLG: 0.593	2-1 G6-3 1-2f 2-3		3-2 1-H HR		3-3 1-2		0-1 CS	3-3 K	4-1 BB	4	1	1	2	1	2	3										
Will Clark, L (1, 3) OBP: 0.413, SLG: 0.531	2-3 K		0-0 F7		1-1 2B			2-0 2B HBP	2-3 K	4	1	1	0	0	2	2										
Fernando Tatis, R (1, 5) OBP: 0.384, SLG: 0.500		2-1 2B 1B	2-2 2B		0-2 G5-3			1-3 K	3-2 P4	5	1	2	0	0	1	3										
Ray Lankford, L (1, 7) OBP: 0.371, SLG: 0.517		4-2 2B 1-2 G5-3 BB	2-1 F7			1-3 K		1-1 2B HBP		2	2	0	0	1	1	1										
Edgar Renteria, R (1, 6) OBP: 0.344, SLG: 0.428		2-2 G4-3 1-3 2-H 2B	1-0 G5-3			2-2 G6-3		0-0 2B		4	1	2	3	0	0	1										
Carlos Hernandez, R (1, 2) OBP: 0.326, SLG: 0.348		2-2 G5-3		1-0 B3-6-4 1B		3-3 K		2-2 2B		4	0	2	2	0	1	1										
Andy Benes, R (1, 1) OBP: 0.154, SLG: 0.146 Larry Sutton, L (7, PH) OBP: 0.400, SLG: 0.435 Mike Timlin, R (7, 1) Mark McGwire, R (8, PH) OBP: 0.484, SLG: 0.753 Britt Reames, R (8, PR) OBP: 0.167, SLG: 0.167 Mike Jaimes, R (8, 1) Gene Stechschulte, R (9, 1)		3-2 G4-3		1-0 B3-6-4 1-2f		1-1 G4-3		2-0 HBP		2	0	0	0	0	0	2										
Inning Stats	R: 0 E: 0 K: 1 S: 10	H: 2 LOB: 1 BB: 0 P: 17	R: 2 E: 0 K: 0 S: 18	H: 2 LOB: 1 BB: 1 P: 32	R: 2 E: 0 K: 0 S: 12	H: 2 LOB: 1 BB: 1 P: 24	R: 0 E: 0 K: 0 S: 5	H: 1 LOB: 0 BB: 0 P: 8	R: 0 E: 0 K: 1 S: 8	H: 1 LOB: 1 BB: 0 P: 14	R: 0 E: 0 K: 2 S: 9	H: 0 LOB: 0 BB: 0 P: 15	R: 0 E: 0 K: 0 S: 7	H: 1 LOB: 0 BB: 0 P: 11	R: 3 E: 0 K: 2 S: 13	H: 2 LOB: 2 BB: 0 P: 24	R: 0 E: 0 K: 1 S: 11	H: 0 LOB: 1 BB: 1 P: 22	1B: 5 2B: 6 3B: 0 HR: 1	SF: 0 SAC: 0 DP: 3 HBP: 4	WP: 0 PB: 0 SB: 0 CS: 2	PA: 42				
PITCHER	IP WLS BF H R ER SO BB IBB HBP BLK WP HR S P ERA WHIP	Adam Eaton, R (1, 1) ERA: 4.33	Will Cunnane, R (6, 1) ERA: 4.5	Dave Maurer, L (8, 1) ERA: 4.63	Heathcliff Slocumb, R (8, 1) ERA: 4.98	Buddy Carlyle, R (9, 1) ERA: 31.5	PITCHER	IP WLS BF H R ER SO BB IBB HBP BLK WP HR S P ERA WHIP																		

St. Louis Cardinals @ San Diego Padres
Qualcomm Stadium, San Diego, CA
Tue Sep 26 2000, 10:05 PM EDT
Att. 29,722 - Sunny - 72 F

livebaseballscorecards.com

AB	34
R	7
H	11
RBI	7
BB	3
SO	7
LOB	17



Batter	1	2	3	4	5	6	7	8	9	AB	R	H	RBI	BB	SO	LOB
Damian Jackson, R (1, 4) OBP: 0.350, SLG: 0.382	3-2 F3		4-1 BB			2-1 F7		2-0 P6		3	0	0	0	1	0	2
Desi Relaford, S (1, 6) OBP: 0.362, SLG: 0.312	3-3 K		2-1 F7			0-0 FC5-4 1B		0-0 G4-6-3		4	0	1	1	0	1	3
Ryan Klesko, L (1, 3) OBP: 0.393, SLG: 0.514	0-2 F9				0-0 L9		0-0 F7		0-0 F8	4	0	0	0	0	0	1
Phil Nevin, R (1, 5) OBP: 0.376, SLG: 0.553		1-1 G5-3		1-2 G5-4-3 1B		0-0 FC5-4		0-3 K	4	0	1	0	0	1	1	
John Mabry, L (1, 9) OBP: 0.299, SLG: 0.421		3-2 G4-3		1-1 G5-4-3		1-1 G4-3		3-3 K	4	0	0	0	0	1	1	
Mike Darr, L (1, 8) (6, 7) OBP: 0.347, SLG: 0.395		0-1 G4-1			1-1 G6-4-3 1B		2-3 K			3	0	1	0	0	1	0
Eric Owens, R (1, 7) OBP: 0.347, SLG: 0.374			2-2 G6-3		2-1 G6-4-3		4-2 BB			2	0	0	0	0	0	1
Will Cummins, R (6, 1) OBP: 0.143, SLG: 0.286					1-2 G5-3		2-0 G3-1			0	0	0	0	0	0	0
Joe Vitello, R (7, PH) OBP: 0.367, SLG: 0.440										0	0	0	0	1	0	0
Dave Maurer, R (8, 1)										0	0	0	0	0	0	0
Heathcliff Slocumb, R (8, 1)										0	0	0	0	0	0	0
Buddy Carlyle, L (8, 1)										0	0	0	0	0	0	0
Ben Davis, S (1, 2) OBP: 0.308, SLG: 0.356										3	0	1	0	0	0	1
Adam Eaton, R (1, 1) OBP: 0.419, SLG: 0.361										1	0	0	0	0	0	1
Ruben Rivera, R (6, 8) OBP: 0.295, SLG: 0.394										2	1	2	0	0	0	0

Inning Stats	R: 0	H: 0	LOB: 0	K: 1	P: 16	R: 0	H: 0	LOB: 0	K: 0	P: 12	R: 0	H: 1	LOB: 2	K: 0	P: 23	R: 0	H: 1	LOB: 0	K: 0	P: 8	R: 0	H: 1	LOB: 0	K: 0	P: 11	R: 1	H: 2	LOB: 1	K: 0	P: 9	R: 0	H: 0	LOB: 1	K: 1	P: 17	R: 0	H: 1	LOB: 0	K: 0	P: 9	R: 0	H: 0	LOB: 0	K: 2	P: 11	1B: 5	SF: 0	2B: 1	SAC: 0	3B: 0	DP: 3	HR: 0	HBP: 0	WP: 0	PA: 32
--------------	------	------	--------	------	-------	------	------	--------	------	-------	------	------	--------	------	-------	------	------	--------	------	------	------	------	--------	------	-------	------	------	--------	------	------	------	------	--------	------	-------	------	------	--------	------	------	------	------	--------	------	-------	-------	-------	-------	--------	-------	-------	-------	--------	-------	--------

PITCHER	IP	WLS	BF	H	R	ER	SO	BB	IBB	HBP	BLK	WP	HR	S	P	ERA	WHIP
Andy Benes, R (1, 1) ERA: 4.95	6.0	W	22	5	1	1	1	1	1	0	0	0	0	50	79	1.50	1.000
Mike Timlin, R (7, 1) ERA: 4.31	1.0	H	4	0	0	0	1	1	0	0	0	0	0	8	17	0.00	1.000
Mike James, R (8, 1) ERA: 3.38	1.0		3	1	0	0	0	0	0	0	0	0	0	4	9	0.00	1.000
Gene Stechschulte, R (9, 1) ERA: 5.47	1.0		3	0	0	0	2	0	0	0	0	0	0	8	11	0.00	0.000

BOTTOM

St. Louis Cardinals @ San Diego Padres
Qualcomm Stadium, San Diego, CA

Tue Sep 26 2000, 10:05 PM EDT
Att: 29,722 - Sunny - 72 F

livebaseballscorecards.com

AB	30
R	1
H	6
RBI	1
BB	2
SO	4
LOB	11



St. Louis Cardinals @ San Diego Padres
Qualcomm Stadium, San Diego, CA

livebaseballscorecards.com

AB	32
R	3
H	7
RBI	3
BB	2
SO	12
LOB	10



WP: 1 PA: 34
PB: 0
SB: 1
CS: 1

Wed Sep 27 2000, 10:05 PM EDT
Att. 28,500 - Cloudy - 72 F

Batter	1	2	3	4	5	6	7	8	9	AB R H RBI BB SO LOB	TOP		
Fernando Vina, L (1, 4) OBP: 0.385, SLG: 0.397	0-2 G1-3		1-1 F7		0-0 E4 WP 1B		1-1 1-H 1B			4 1 1 0 0 0 1			
Eric Davis, R (1, 9) OBP: 0.395, SLG: 0.437 J.D. Drew, L (8, PR) OBP: 0.405, SLG: 0.489 (8, 9)	3-2 G6-3		1-2 L4	1-2 1B	2-2 1B			4-0 BB		3 0 1 2 1 0 0 0 0 0 0 0 0 0			
15 Jim Edmonds, L (1, 8) OBP: 0.415, SLG: 0.591	0-0 1B		4-1 2B BB	2-3 K	2-3 K			3-3 SAFE 1-2		3 1 1 0 1 2 2			
Will Clark, L (1, 3) OBP: 0.414, SLG: 0.534 Craig Paquette, R (6, PH) OBP: 0.295, SLG: 0.432 (6, 3)	0-0 F8		1-2 1-H 2B	0-3 K	1-3 K			1-3 K		2 0 1 1 0 0 1 2 0 0 0 0 2 1			
Fernando Tatis, R (1, 5) OBP: 0.383, SLG: 0.497		2-2 CS 1B	1-1 G5-3	1-3 K	0-1 F9					4 0 1 0 0 1 1			
Ray Lankford, L (1, 7) OBP: 0.368, SLG: 0.512		3-3 K 1-2	0-2 F9	1-3 K	1-3 K					4 0 0 0 0 3 2			
Edgar Renteria, R (1, 6) OBP: 0.344, SLG: 0.427 Placido Polanco, R (8, 6) OBP: 0.350, SLG: 0.428		0-0 G3		0-3 K			3-2 S 1B 1B			3 0 1 0 0 1 0 1 0 0 0 0 0 0			
Mike Matheny, R (1, 2) OBP: 0.318, SLG: 0.363			0-2 F9	0-3 K	0-3 K					3 0 0 0 0 2 1			
Rick Ankiel, L (1, 1) OBP: 0.292, SLG: 0.382 Mark McGwire, R (7, PH) OBP: 0.483, SLG: 0.750 Matt Morris, R (7, 1) OBP: 0.333, SLG: 0.333 Jason Christiansen, R (7, 1) Mike Timlin, R (8, 1) Dave Veres, R (8, 1)			2-3 K	0-1 WP E 1B	2-2 F8					2 1 1 0 0 1 0 1 0 0 0 0 0 1 0			
Inning Stats	R: 0 H: 1 E: 0 LOB: 1 K: 0 BB: 0 S: 9 P: 12	R: 0 H: 1 E: 0 LOB: 0 K: 1 BB: 0 S: 7 P: 12	R: 0 H: 0 E: 0 LOB: 0 K: 1 BB: 0 S: 10 P: 13	R: 1 H: 1 E: 0 LOB: 1 K: 0 BB: 1 S: 12 P: 19	R: 2 H: 2 E: 1 LOB: 1 K: 3 BB: 0 S: 16 P: 20	R: 0 H: 0 E: 0 LOB: 0 K: 3 BB: 0 S: 9 P: 11	R: 0 H: 2 E: 0 LOB: 2 K: 1 BB: 0 S: 11 P: 17	R: 0 H: 0 E: 0 LOB: 1 K: 2 BB: 1 S: 6 P: 14	R: 0 H: 0 E: 0 LOB: 0 K: 1 BB: 0 S: 7 P: 8	1B: 6 SF: 0 2B: 1 SAC: 0 3B: 0 DP: 0 HR: 0 HBP: 0	WP: 1 PA: 34 PB: 0 SB: 1 CS: 1		
PITCHER	IP WLS BF H R ER SO BB IBB HBP BLK WP HR S P ERA WHIP											PITCHER	IP WLS BF H R ER SO BB IBB HBP BLK WP HR S P ERA WHIP
Brian Tollberg, R (1, 1) ERA: 3.58	5.0 L 21 5 3 1 5 1 0 0 0 0 1 0 54 76 1.80 1.200												
Dave Maurer, L (6, 1) ERA: 3.95	2.0 7 2 0 0 4 0 0 0 0 0 0 0 20 28 0.00 1.000												
Tom Davey, R (8, 1) ERA:	2.0 6 0 0 0 3 1 0 0 0 0 0 0 13 22 0.00 0.500												

Batter	1	2	3	4	5	6	7	8	9	AB R H RBI BB SO LOB
Damian Jackson, R (1, 4) OBP: 0.347, SLG: 0.379	0-3 K		2-2 F7		1-1 FC6-4		0-3 K			4 0 0 0 0 2 4
Desi Relaford, S (1, 6) OBP: 0.359, SLG: 0.309	1-1 F9		3-2 F9			1-3 K	0-0 F8			4 0 0 0 0 1 2
Ed Sprague, R (1, 3) OBP: 0.315, SLG: 0.442	2-2 2B			4-2 G6-4-3 BB		1-2 BB 1B		3-3 K		3 0 2 0 1 1 0
Phil Nevin, R (1, 5) OBP: 0.374, SLG: 0.549	0-3 K			0-0 F9		1-3 K		0-3 K		4 0 0 0 0 3 3
Ruben Rivera, R (1, 8) OBP: 0.294, SLG: 0.391		3-3 K		3-1 G6-4-3		4-1 BB		0-2 P4		3 0 0 0 1 1 1
Mike Darr, L (1, 9) OBP: 0.350, SLG: 0.397		1-2 1B			0-0 FC6-4 1B	2-3 K			0-0 G4-3	4 0 2 0 0 1 2
Eric Owens, R (1, 7) OBP: 0.348, SLG: 0.375		2-0 F7			2-2 FC6-4 1B		1-1 G5-3		0-2 1B	4 0 2 0 0 0 1
Ben Davis, S (1, 2) OBP: 0.307, SLG: 0.352		0-0 G4-3			0-1 P4		2-2 BB 1B		2-2 F8	4 0 1 0 0 0 4
Brian Tollberg, R (1, 1) Joe Vitello, R (5, PH) Dave Maurer, R (6, 1) John Mabry, L (7, PH) Tom Davey, R (8, 1) Dave Magadan, L (9, PH)			2-3 K		1-3 K		4-1 BB		2-3 K	1 0 0 0 0 0 1 0 1 0 0 0 0 0 1 2 0 0 0 0 0 0 0 0 0 0 0 0 0 1 0 0 0 0 0 0 0 0 0 0 1 0 0 0 0 0 1 1

Inning Stats	R: 0	H: 1	E: 0	K: 2	S: 11	LOB: 1	BB: 0	P: 14	R: 0	H: 1	E: 0	K: 1	S: 8	LOB: 1	BB: 0	P: 14	R: 0	H: 0	E: 0	K: 1	S: 10	LOB: 0	BB: 0	P: 17	R: 0	H: 2	E: 0	K: 1	S: 11	LOB: 2	BB: 0	P: 15	R: 0	H: 1	E: 0	K: 3	S: 14	LOB: 2	BB: 1	P: 23	R: 0	H: 1	E: 0	K: 1	S: 12	LOB: 1	BB: 1	P: 19	R: 0	H: 0	E: 0	K: 2	S: 10	LOB: 0	BB: 0	P: 13	R: 0	H: 1	E: 0	K: 1	S: 11	LOB: 1	BB: 0	P: 15	1B: 6	SF: 0	2B: 1	SAC: 0	3B: 0	DP: 1	HR: 0	HBP: 0	WP: 0	PA: 36
--------------	------	------	------	------	-------	--------	-------	-------	------	------	------	------	------	--------	-------	-------	------	------	------	------	-------	--------	-------	-------	------	------	------	------	-------	--------	-------	-------	------	------	------	------	-------	--------	-------	-------	------	------	------	------	-------	--------	-------	-------	------	------	------	------	-------	--------	-------	-------	------	------	------	------	-------	--------	-------	-------	-------	-------	-------	--------	-------	-------	-------	--------	-------	--------

PITCHER	IP	WLS	BF	H	R	ER	SO	BB	IBB	HBP	BLK	WP	HR	S	P	ERA	WHIP
Rick Ankiel, L (1, 1) ERA: 3.5	6.0	W	24	5	0	0	8	2	0	0	0	0	0	60	96	0.00	1.167
Matt Morris, R (7, 1) ERA: 3.57	0.2		4	1	0	0	1	1	0	0	0	0	0	11	18	0.00	3.000
Jason Christiansen, L (7, 1) ERA: 5.06	0.1	H	1	0	0	0	0	0	0	0	0	0	0	1	1	0.00	0.000
Mike Timlin, R (8, 1) ERA: 4.24	1.0	H	3	0	0	0	2	0	0	0	0	0	0	10	13	0.00	0.000
Dave Veres, R (9, 1) ERA: 2.93	1.0	S	4	1	0	0	1	0	0	0	0	0	0	11	15	0.00	1.000

BOTTOM

St. Louis Cardinals @ San Diego Padres
Qualcomm Stadium, San Diego, CA

Wed Sep 27 2000, 10:05 PM EDT
Att: 28,500 - Cloudy - 72 F

AB	33
R	0
H	7
RBI	0
BB	3
SO	12
LOB	20



PITCHER	IP	WLS	BF	H	R	ER	SO	BB	IBB	HBP	BLK	WP	HR	S	P	ERA	WHIP
---------	----	-----	----	---	---	----	----	----	-----	-----	-----	----	----	---	---	-----	------

Batter	1	2	3	4	5	6	7	8	9	AB R H RBI BB SO LOB	TOP														
Fernando Vina, L (1, 4) OBP: 0.381, SLG: 0.393	0-0 G3-1		0-2 G6-3		0-2 FC6-4 15 1B HBP		0-0 G4-3	0-2 G3-1		5 1 0 0 0 0 3															
Placido Polanco, R (1, 6) OBP: 0.353, SLG: 0.427	0-1 1B		4-2 BB		3-0 15 1B HR HBP		0-3 K		0-3 K	3 1 1 0 1 2 0															
15 Jim Edmonds, L (1, 8) OBP: 0.413, SLG: 0.587	2-3 K		2-3 K		1-2 HR 1B		3-3 K		3-1 G1-4-3	5 1 1 1 0 3 2															
Will Clark, L (1, 3) OBP: 0.414, SLG: 0.538	0-0 F7			4-0 G3 E BB	2-2 HR			1-2 G3	2-3 K	4 2 1 3 1 1 1															
Ray Lankford, L (1, 7) OBP: 0.366, SLG: 0.508		1-0 F7		2-2 G3	3-1 F7			1-0 WP G3 1B		3 0 0 0 0 0 1															
Mark McGwire, R (8, PH) OBP: 0.484, SLG: 0.751				1-2				1B		1 0 1 0 0 0 0															
13 Luis Saturria, R (8, PR)										0 1 0 0 0 0 0															
J.D. Drew, L (1, 9) OBP: 0.404, SLG: 0.485		4-2 BB		1-2 G3	0-1 G4-3			1-2 G3		3 0 0 0 1 0 2															
Craig Paquette, R (1, 5) OBP: 0.293, SLG: 0.429		0-3 K		0-0 E5		0-0 G5-3		2-2 1B 1B		3 0 0 0 0 1 1															
Thomas Howard, S (8, PH) OBP: 0.252, SLG: 0.389				3-H				2-H		1 1 1 1 0 0 0															
Fernando Tatis, R (8, 5)										0 0 0 0 0 0 0															
Mike Matheny, R (1, 2) OBP: 0.317, SLG: 0.362		0-2 G4-3		0-1 F9		1-1 G5-3		0-1 1B 1B		4 0 1 0 0 0 2															
Darryl Kile, R (1, 1) OBP: 0.229, SLG: 0.137			1-3 K		3-2 FC6-4 1B		3-3 K	2-2 1B 1B		3 0 1 0 0 2 0															
Larry Sutton, L (8, PH) OBP: 0.419, SLG: 0.458										1 0 1 1 0 0 0															
Mike James, R (8, 1)										0 0 0 0 0 0 0															
Dave Veres, R (9, 1)								1-2 2-H 1B		0 0 0 0 0 0 0															
Inning Stats	R: 0 E: 0 K: 1 S: 7	H: 1 LOB: 1 BB: 0 P: 9	R: 0 E: 0 K: 1 S: 9	H: 0 LOB: 1 BB: 1 P: 14	R: 0 E: 0 K: 2 S: 11	H: 0 LOB: 1 BB: 1 P: 18	R: 1 E: 1 K: 0 S: 9	H: 0 LOB: 1 BB: 1 P: 16	R: 4 E: 0 K: 0 S: 17	H: 3 LOB: 0 BB: 0 P: 29	R: 0 E: 0 K: 1 S: 6	H: 0 LOB: 0 BB: 0 P: 10	R: 0 E: 0 K: 2 S: 7	H: 0 LOB: 0 BB: 0 P: 10	R: 2 E: 0 K: 0 S: 19	H: 4 LOB: 2 BB: 0 P: 26	R: 0 E: 0 K: 2 S: 9	H: 0 LOB: 0 BB: 0 P: 14	1B: 7 2B: 0 3B: 0 HR: 1	SF: 0 SAC: 0 DP: 0 HBP: 1	WP: 1 PB: 0 SB: 0 CS: 0	PA: 40			
PITCHER	IP WLS BF H R ER SO BB IBB HBP BLK WP HR S P ERA WHIP																								
Jay Witasick, R (1, 1) ERA: 5.82	5.0		24	4	5	4	4	3	0	1	0	0	1	53	86	7.20	1.400								
Will Cunnane, R (6, 1) ERA: 4.26	2.0		6	0	0	0	3	0	0	0	0	0	0	13	20	0.00	0.000								
Kevin Walker, L (8, 1) ERA: 4.25	0.2	H	3	1	2	2	0	0	0	0	0	0	0	7	10	27.00	1.500								
Tom Davey, R (8, 1) ERA: 0.75	0.0	L	3	3	0	0	0	0	0	0	0	1	0	9	13	∞	∞								
Trevor Hoffman, R (8, 1) ERA: 3.04	1.1		4	0	0	0	2	0	0	0	0	0	0	12	17	0.00	0.000								

St. Louis Cardinals @ San Diego Padres
Qualcomm Stadium, San Diego, CA

AB 36
R 7
H 8
RBI 6
BB 3
SO 9
LOB 12



Thu Sep 28 2000, 5:05 PM EDT
Att. 30,093 - Cloudy - 76 F

WP: 1 PA: 40
PB: 0
SB: 0
CS: 0

Batter	1	2	3	4	5	6	7	8	9	AB R H RBI BB SO LOB	TOP	
Tom Goodwin, L (1, 8) OBP: 0.346, SLG: 0.354	1-2 E4 1B		3-1 F8		1-3 K			0-1 G4-3		4 1 0 0 0 1 0		
Mark Grudzielanek, R (1, 4) OBP: 0.337, SLG: 0.391	3-3 K		1-2 1B			0-1 G6-3		0-1 G6-3		4 0 1 0 0 1 1		
Gary Sheffield, R (1, 7) OBP: 0.434, SLG: 0.642 Jeff Branson, L (8, 5) OBP: 0.278, SLG: 0.294	2-3 K 1-2		2-2 L7			1-2 1B		0-0 HR		4 1 2 1 0 1 2 0 0 0 0 0 0 0		
Shawn Green, L (1, 9) OBP: 0.370, SLG: 0.476	0-0 1B			3-1 P4		1-1 P4		0-0 3B		4 0 2 1 0 0 1		
Eric Karros, R (1, 3) OBP: 0.321, SLG: 0.462	0-2 G5-3			0-1 G5-3		0-1 G5-3		3-2 P3		4 0 0 0 0 0 3		
Chris Donnels, L (1, 5) OBP: 0.400, SLG: 0.758 Kevin Elster, R (9, PH) OBP: 0.340, SLG: 0.457 Bruce Aven, R (9, 7) OBP: 0.284, SLG: 0.440		0-0 G1		4-0 BB		2-1 F7		2-0 F3		2 0 0 0 1 0 0 1 0 0 0 0 0 0 0 0 0 0 0 0 0		
Chad Kreuter, S (1, 2) OBP: 0.416, SLG: 0.410		0-3 K		1-3 K		1-3 K		3-3 K		4 0 0 0 0 4 1		
Alex Cora, L (1, 6) OBP: 0.303, SLG: 0.357		1-3 K		3-1 L4		1-0 F7		1-2 G4-3		4 0 0 0 0 1 0		
Chan Ho Park, R (1, 1) OBP: 0.236, SLG: 0.357			0-0 F9		2-3 K			3-2 HR		3 1 1 1 0 1 0		
Inning Stats	R: 1 H: 1 E: 1 LOB: 1 K: 2 BB: 0 S: 15 P: 21	R: 0 H: 0 E: 0 LOB: 0 K: 2 BB: 0 S: 8 P: 9	R: 0 H: 1 E: 0 LOB: 1 K: 0 BB: 0 S: 10 P: 16	R: 0 H: 0 E: 0 LOB: 1 K: 1 BB: 1 S: 7 P: 15	R: 0 H: 0 E: 0 LOB: 0 K: 2 BB: 0 S: 8 P: 14	R: 0 H: 1 E: 0 LOB: 1 K: 0 BB: 0 S: 9 P: 11	R: 0 H: 0 E: 0 LOB: 0 K: 1 BB: 0 S: 6 P: 10	R: 2 H: 3 E: 0 LOB: 1 K: 0 BB: 0 S: 12 P: 18	R: 0 H: 0 E: 0 LOB: 0 K: 1 BB: 0 S: 8 P: 14	1B: 3 SF: 0 2B: 0 SAC: 0 3B: 1 DP: 0 HR: 2 HBP: 0	WP: 0 PA: 35 PB: 0 SB: 1 CS: 0	
PITCHER Woody Williams, R (1, 1) ERA: 3.75 Dave Maurer, L (9, 1) ERA: 3.68	IP WLS BF H R ER SO BB IBB HBP BLK WP HR S P ERA WHIP	8.0 L 32 6 3 2 8 1 0 0 0 0 0 2 75 114 2.25 0.875	1.0 3 0 0 0 1 0 0 0 0 0 0 0 8 14 0.00 0.000	PITCHER IP WLS BF H R ER SO BB IBB HBP BLK WP HR S P ERA WHIP								

Los Angeles Dodgers @ San Diego Padres
Qualcomm Stadium, San Diego, CA
Fri Sep 29 2000, 10:05 PM EDT
Att. 40,382 - Cloudy - 70 F

AB	34
R	3
H	6
RBI	3
BB	1
SO	9
LOB	8



Batter	1	2	3	4	5	6	7	8	9	AB R H RBI BB SO LOB
Eric Owens, R OBP: 0.347, SLG: 0.378 (1, 7)	1-0 F8		2-3 K			0-0 F9			2-2 G5-3	4 0 0 0 0 1 1
Desi Relaford, S OBP: 0.354, SLG: 0.303 (1, 6)	3-3 K			2-2 G3-1		0-0 G3-1			2-3 K	4 0 0 0 0 2 0
Ryan Klesko, L OBP: 0.393, SLG: 0.510 (1, 3)	1-3 K			1-1 G1-3		0-1 G6-3			0-0 F7	4 0 0 0 0 1 0
Phil Nevin, R OBP: 0.373, SLG: 0.545 (1, 5)		0-0 G1-3		0-1 1B			0-3 K			3 0 1 0 0 1 0
John Mabry, L OBP: 0.294, SLG: 0.409 (1, 9)		0-3 K		0-1 F8			2-3 K			3 0 0 0 0 2 1
Ruben Rivera, R OBP: 0.296, SLG: 0.400 (1, 8)		1-3 K			1-1 G5-3		3-3 K			3 0 0 0 0 2 0
Wiki Gonzalez, R OBP: 0.311, SLG: 0.345 (1, 2)			3-1 F9		2-3 K2-3			2-3 K		3 0 0 0 0 2 0
Greg LaRocca, R OBP: 0.240, SLG: 0.292 (1, 4)			2-3 K		0-2 1B			2-1 G6-3		3 0 1 0 0 1 0
Woody Williams, R OBP: 0.308, SLG: 0.379 (1, 1)			4-0 BB		1-3 K			3-2 G3-1		1 0 0 0 1 1 1
Joe Vitiello, R OBP: 0.355, SLG: 0.423 (8, PH)										1 0 0 0 0 0 0
Dave Maurer, R (9, 1)										0 0 0 0 0 0 0

Inning Stats	R: 0	H: 0	E: 0	LOB: 0	K: 2	BB: 0	S: 7	P: 12	R: 0	H: 0	E: 0	LOB: 0	K: 2	BB: 0	S: 8	P: 9	R: 0	H: 0	E: 0	LOB: 1	K: 2	BB: 1	S: 8	P: 19	R: 0	H: 1	E: 0	LOB: 1	K: 0	BB: 0	S: 10	P: 13	R: 0	H: 1	E: 0	LOB: 1	K: 2	BB: 0	S: 11	P: 15	R: 0	H: 0	E: 0	LOB: 0	K: 3	BB: 0	S: 10	P: 15	R: 0	H: 0	E: 0	LOB: 0	K: 1	BB: 0	S: 10	P: 17	R: 0	H: 0	E: 0	LOB: 0	K: 1	BB: 0	S: 8	P: 12	1B: 2	SF: 0	2B: 0	SAC: 0	3B: 0	DP: 0	HR: 0	HBP: 0	WP: 0	PA: 30
PITCHER Chan Ho Park, R ERA: 3.27 (1, 1)	IP	WLS	BF	H	R	ER	SO	BB	IBB	HBP	BLK	WP	HR	S	P	ERA	WHIP	IP	WLS	BF	H	R	ER	SO	BB	IBB	HBP	BLK	WP	HR	S	P	ERA	WHIP																																								

BOTTOM

Los Angeles Dodgers @ San Diego Padres
Qualcomm Stadium, San Diego, CA

Fri Sep 29 2000, 10:05 PM EDT
Att: 40,382 - Cloudy - 70 F

livebaseballscorecards.com

AB	29
R	0
H	2
RBI	0
BB	1
SO	13
LOB	3



Batter	1	2	3	4	5	6	7	8	9	AB	R	H	RBI	BB	SO	LOB
Damian Jackson, R (1, 4) OBP: 0.347, SLG: 0.380	1-2 L6		2-1 F7 1B		3-1 F7		0-0 F7 2B			4	0	2	1	0	0	0
Eric Owens, R (1, 7) OBP: 0.346, SLG: 0.381	2-2 G4-3 3B		3-2 F9		0-0 G6-3		1-1 G4-3			4	1	1	0	0	0	2
Ruben Rivera, R (8, 8) OBP: 0.296, SLG: 0.400			1-2							0	0	0	0	0	0	0
Ryan Klesko, L (1, 3) OBP: 0.392, SLG: 0.508	2-1 G4-3		4-2 BB							2	0	0	1	1	0	0
Joe Vitiello, R (7, 3) OBP: 0.365, SLG: 0.423										0	0	0	0	1	0	0
Phil Nevin, R (1, 5) OBP: 0.374, SLG: 0.545	3-H 1-0		2-3 K							2	0	1	0	0	1	2
Gabe Alvarez, R (7, 5) OBP: 0.294, SLG: 0.214										1	0	0	0	0	0	1
John Mabry, L (1, 9) OBP: 0.290, SLG: 0.404	0-3 K									3	0	0	0	0	2	2
29 Kory DeHaan, L (7, 9) OBP: 0.238, SLG: 0.323										1	0	0	0	0	0	1
Mike Darr, L (1, 8) OBP: 0.342, SLG: 0.391										4	0	1	0	0	0	2
Ben Davis, S (1, 2) OBP: 0.296, SLG: 0.339										4	0	0	0	0	2	1
Desi Relaford, S (1, 6) OBP: 0.351, SLG: 0.300										4	0	0	0	0	2	1
Matt Clement, R (1, 1) OBP: 0.125, SLG: 0.100										2	0	0	0	0	2	0
Will Cunniff, R (6, 1) OBP: 0.143, SLG: 0.286										0	0	0	0	0	0	0
Todd Erdos, R (7, 1) OBP: 0.100, SLG: 1.000										1	1	1	0	0	0	0
Xavier Nady, R (7, PH) OBP: 1.000, SLG: 1.000										0	0	0	0	0	0	0
Carlos Almanzar, R (8, 1) OBP: 0.313, SLG: 0.438										0	0	0	0	0	0	0
Buddy Carlyle, L (9, 1) OBP: 0.313, SLG: 0.438										1	0	0	0	0	1	0

Inning Stats	R: 1	H: 1	E: 0	K: 1	S: 11	LOB: 1	BB: 0	P: 17	R: 0	H: 0	E: 0	K: 1	S: 9	LOB: 0	BB: 0	P: 14	R: 0	H: 1	E: 0	K: 2	S: 19	LOB: 2	BB: 1	P: 30	R: 0	H: 1	E: 0	K: 1	S: 12	LOB: 1	BB: 0	P: 20	R: 0	H: 0	E: 0	K: 1	S: 6	LOB: 0	BB: 0	P: 9	R: 0	H: 1	E: 0	K: 1	S: 14	LOB: 1	BB: 0	P: 16	R: 1	H: 2	E: 0	K: 2	S: 12	LOB: 1	BB: 0	P: 18	R: 0	H: 0	E: 0	K: 0	S: 9	LOB: 1	BB: 1	P: 17	R: 0	H: 0	E: 0	K: 1	S: 7	LOB: 0	BB: 0	P: 10	1B: 3	2B: 2	3B: 1	HR: 0	SF: 0	SAC: 0	DP: 0	HBP: 1	WP: 0	PB: 0	SB: 1	CS: 0	PA: 36
Eric Gagne, R (1, 1) ERA: 5.15	IP	WLS	BF	H	R	ER	SO	BB	IBB	HBP	BLK	WP	HR	S	P	ERA	WHIP																																																																				
Onan Masaoka, L (7, 1) ERA: 4.0	2.0		9	2	1	1	2	1	0	0	0	0	0	21	35	4.50	1.500																																																																				
Al Reyes, R (9, 1) ERA: 4.58	1.0		3	0	0	0	1	0	0	0	0	0	0	7	10	0.00	0.000																																																																				

Los Angeles Dodgers @ San Diego Padres
Qualcomm Stadium, San Diego, CA
 Sat Sep 30 2000, 10:05 PM EDT
 Att: 50,267 - Sunny - 70 F

AB	33
R	2
H	6
RBI	2
BB	2
SO	10
LOB	12



Batter	1	2	3	4	5	6	7	8	9	AB R H RBI BB SO LOB	TOP											
Tom Goodwin, L (1, 8) OBP: 0.346, SLG: 0.352	0-2 F8		0-2 F7		X 0-0 F8			0-1 1B G5-3 1B		4 0 1 0 0 0 1	Los Angeles Dodgers @ San Diego Padres Qualcomm Stadium, San Diego, CA Sun Oct.01 2000, 4:05 PM EDT Att. 43,691 - Sunny - 76 F											
Mark Grudzielanek, R (1, 4) OBP: 0.335, SLG: 0.389	1-0 G3-1 WP 1B		2-2 F7		3-2 G4-3			0-1 G5-3 1-2		4 0 1 0 0 0 2												
Gary Sheffield, R (1, 7) OBP: 0.438, SLG: 0.643	4-2 G3-1 1-2 BB		4-2 BB			1-0 G6-3 1B		0-0 1B		2 0 2 0 2 0 0												
Shawn Green, L (1, 9) OBP: 0.367, SLG: 0.472	2-0 G3-1 1-2 2-3		1-2 F5			1-2 G6-3 1-2f		1-2 G5-3		4 0 0 0 0 0 6												
Eric Karros, R (1, 3) OBP: 0.321, SLG: 0.459	0-2 F9			2-0 P4		0-0 F9			1-0 1B 1B	4 0 1 0 0 0 2												
Todd Hundley, S (1, 2) OBP: 0.375, SLG: 0.579		1-2 F5		0-3 K			3-1 P3		0-1 1-2 1B	4 0 1 0 0 1 0												
Adrian Beltré, R (1, 5) OBP: 0.360, SLG: 0.475		2-2 1B		1-1 F7			2-2 P6		2-2 P4	4 0 1 0 0 0 2												
Alex Cora, L (1, 6) OBP: 0.302, SLG: 0.357		2-3 K			2-2 F8		2-3 K		2-3 K	3 0 0 0 0 2 1												
Dave Hansen, L (9, PH) OBP: 0.415, SLG: 0.570										1 0 0 0 0 1 2												
37 Darren Dreifort, R (1, 1) OBP: 0.186, SLG: 0.338		0-1 F7			1-0 E5			0-3 K	2-3 K	2 0 0 0 0 0 1												
Kevin Elster, R (8, PH) OBP: 0.341, SLG: 0.455										1 0 0 0 0 1 0												
Terry Adams, R (8, 1)										0 0 0 0 0 0 0												
Chris Donnels, L (9, PH) OBP: 0.390, SLG: 0.735										1 0 0 0 0 1 2												
Inning Stats	R: 0 E: 0 K: 0 S: 11	H: 1 LOB: 2 BB: 1 P: 18	R: 0 E: 0 K: 1 S: 12	H: 1 LOB: 1 BB: 0 P: 17	R: 0 E: 0 K: 0 S: 12	H: 0 LOB: 1 BB: 1 P: 19	R: 0 E: 0 K: 1 S: 7	H: 0 LOB: 0 BB: 0 P: 10	R: 0 E: 1 K: 0 S: 8	H: 0 LOB: 1 BB: 0 P: 14	R: 0 E: 0 K: 1 S: 6	H: 1 LOB: 0 BB: 0 P: 8	R: 0 E: 0 K: 1 S: 10	H: 0 LOB: 0 BB: 0 P: 17	R: 0 E: 0 K: 1 S: 11	H: 2 LOB: 2 BB: 0 P: 12	R: 0 E: 0 K: 2 S: 13	H: 2 LOB: 2 BB: 0 P: 20	1B: 7 2B: 0 3B: 0 HR: 0	SF: 0 SAC: 0 DP: 1 HBP: 0	WP: 1 PB: 0 SB: 0 CS: 0	PA: 36
PITCHER	IP WLS BF H R ER SO BB IBB HBP BLK WP HR S P ERA WHIP																					
Adam Eaton, R (1, 1) ERA: 4.13	6.0 W 23 3 0 0 2 2 0 0 0 0 1 0 56 86 0.00 0.833																					
Kevin Walker, L (7, 1) ERA: 4.19	1.0 H 3 0 0 0 1 0 0 0 0 0 0 0 10 17 0.00 0.000																					
Tom Davey, R (8, 1) ERA: 0.71	0.2 H 4 2 0 0 1 0 0 0 0 0 0 0 8 8 0.00 3.000																					
Trevor Hoffman, R (8, 1) ERA: 2.99	1.1 S 6 2 0 0 2 0 0 0 0 0 0 0 16 24 0.00 1.500																					

livebaseballscores.com

AB	34
R	0
H	7
RBI	0
BB	2
SO	6
LOB	19



Batter	1	2	3	4	5	6	7	8	9
Damian Jackson, R (1, 4) OBP: 0.345, SLG: 0.377	0-2 G6-3		2-2 G5-3		1-0 P6			2-0 F8	
29 Kory DeHaan, L (1, 7) OBP: 0.239, SLG: 0.330	0-0 G5-3		1-1 G3-1			1-0 G4-3		1-0 WP 2B	
Ryan Klesko, L (1, 3) OBP: 0.393, SLG: 0.516	2-3 K			2-0 1B G3 2B		1-1 HR		3-3 K	
Phil Nevin, R (1, 5) OBP: 0.374, SLG: 0.543		1-1 F9		1-2 G3 1B		0-2 F8		2-0 G4-3	
Mike Darr, L (1, 8) OBP: 0.342, SLG: 0.390		1-0 BLK 1B		0-0 G3		1-1 L5			
John Mabry, L (1, 9) OBP: 0.287, SLG: 0.398		3-3 K		1-3 K		0-0 F7			
Ben Davis, S (1, 2) OBP: 0.297, SLG: 0.338		0-0 S 1B		3-2 L3		2-2 F8			
Greg LaRocca, R (1, 6) OBP: 0.250, SLG: 0.296		3-2 F8			1-2 G4-3		0-0 FC6-4 1B		
Adam Eaton, R (1, 1) OBP: 0.400, SLG: 0.342			1-1 F9		1-3 K		0-1 FC6-4		
Kevin Walker, L (7, 1) OBP: 0.250, SLG: 0.250									
Ed Sprague, R (7, PH) OBP: 0.312, SLG: 0.437									
Tom Davey, R (8, 1)									
Trevor Hoffman, R (8, 1)									

Inning Stats	R: 0	H: 0	E: 0	K: 1	S: 8	R: 1	H: 2	E: 0	K: 1	S: 13	R: 0	H: 0	E: 0	K: 0	S: 8	R: 1	H: 2	E: 0	K: 1	S: 13	R: 0	H: 0	E: 0	K: 1	S: 8	R: 1	H: 1	E: 0	K: 0	S: 8	R: 0	H: 1	E: 0	K: 0	S: 8	R: 1	H: 1	E: 0	K: 1	S: 6
	LOB: 0	BB: 0	LOB: 0	BB: 0	LOB: 0	LOB: 1	BB: 0	LOB: 0	BB: 0	LOB: 0	LOB: 1	BB: 0	LOB: 0	BB: 0	LOB: 0	LOB: 1	BB: 0	LOB: 0	BB: 0	LOB: 1	LOB: 1	BB: 0	LOB: 0	BB: 0	LOB: 0	LOB: 1	BB: 0	LOB: 0	LOB: 1	BB: 0	LOB: 1	LOB: 0	BB: 0	LOB: 0	BB: 0	LOB: 0	BB: 0	LOB: 0	BB: 0	LOB: 0

PITCHER	IP	WLS	BF	H	R	ER	SO	BB	IBB	HBP	BLK	WP	HR	S	P	ERA	WHIP
37 Darren Dreifort, R (1, 1) ERA: 4.16	7.0	L	27	6	3	3	4	0	0	0	1	0	1	66	95	3.86	0.857
Terry Adams, R (8, 1) ERA: 3.52	1.0		4	1	1	1	1	0	0	0	0	2	0	6	14	9.00	1.000

AB	R	H	RBI	BB	SO	LOB
4	0	0	0	0	0	0
4	1	1	0	0	0	0
4	2	2	1	0	2	1
4	0	1	0	0	0	0
3	1	1	1	0	0	1
3	0	0	0	0	2	2
3	0	1	1	0	0	1
3	0	1	0	0	0	1
2	0	0	0	0	1	0
0	0	0	0	0	0	0
1	0	0	0	0	0	1
0	0	0	0	0	0	0
0	0	0	0	0	0	0

WP	HR	S	P	ERA	WHIP
2	0	0	31		
0	0	0	0		
1	0	0	0		
0	0	0	0		
0	0	0	0		

Los Angeles Dodgers @ San Diego Padres
Qualcomm Stadium, San Diego, CA
 Sun Oct 01 2000, 4:05 PM EDT
 Att. 43,691 - Sunny - 76 F



livebaseballscorecards.com

AB	31
R	4
H	7
RBI	3
BB	0
SO	5
LOB	7