

# San Diego Padres - 2000

Batter	1	2	3	4	5	6	7	8	9	AB	R	H	RBI	BB	SO	LOB	TOP			
Al Martin, L (1,7)	F7		K		G4-3			F5		4	0	0	0	0	1	1	<b>San Diego Padres @ New York Mets</b> Shea Stadium, Flushing, NY Mon Apr 03 2000, 1:10 PM EDT Att: 52,308 - Overcast - 61 F			
Damian Jackson, R (1,6)	K		L7		K			K		4	0	0	0	0	3	1				
Tony Gwynn, L (1,9)	L7			HBP			P6	L8		3	0	0	0	0	0	0				
Phil Nevin, R (1,5) OBP: 0.750, SLG: 1.500		HR		1B				P3		4	1	3	1	0	0	0				
Ryan Klesko, L (1,3)		G3		1B			F7	K		4	0	0	0	0	2	3				
Bret Boone, R (1,4)		P6		F7			K	G6-3		4	0	0	0	0	1	3				
Ruben Rivera, R (1,8)		E4		G6-3			G5-3			3	0	0	0	0	0	2				
Carlos Hernandez, R (1,2) OBP: 0.667, SLG: 0.667		G5-3		G4-3 SH1-3			CS			3	0	2	0	0	0	1				
Sterling Hitchcock, L (1,1) Donne Wall, R (7,1)			G4-3		SH1-3		K			2	0	0	0	0	1	1				
										0	0	0	0	0	0	0				
<b>Inning Stats</b>	R: 0 E: 0 K: 1 S: 9	H: 0 LOB: 0 BB: 0 P: 14	R: 1 E: 1 K: 0 S: 8	H: 1 LOB: 1 BB: 0 P: 13	R: 0 E: 0 K: 1 S: 8	H: 0 LOB: 0 BB: 0 P: 12	R: 0 E: 0 K: 1 S: 9	H: 1 LOB: 2 BB: 0 P: 15	R: 0 E: 0 K: 1 S: 11	H: 1 LOB: 1 BB: 0 P: 13	R: 0 E: 0 K: 1 S: 7	H: 1 LOB: 0 BB: 0 P: 13	R: 0 E: 0 K: 1 S: 7	H: 0 LOB: 0 BB: 0 P: 8	R: 0 E: 0 K: 1 S: 5	H: 0 LOB: 0 BB: 0 P: 7	1B: 4 2B: 0 3B: 0 HR: 1	SF: 0 SAC: 1 DP: 0 HBP: 1	WP: 0 PB: 0 SB: 0 CS: 1	PA: 33
<b>PITCHER</b>	IP WLS BF H R ER SO BB IBB HBP BLK WP HR S P ERA WHIP																			
Al Leiter, L (1,1) ERA: 1.13	8.0 W 30 5 1 1 7 0 0 0 0 0 1 70 104 1.12 0.625																			
Armando Benitez, R (9,1) ERA:	1.0 S 3 0 0 0 1 0 0 0 0 0 0 5 7 0.00 0.000																			

Batter	1	2	3	4	5	6	7	8	9	AB	R	H	RBI	BB	SO	LOB	BOTTOM			
Rickey Henderson, R (1,7) Armando Benitez, R (9,1)	K		G5-3			G5-3		K		4	0	0	0	0	2	0	<b>San Diego Padres @ New York Mets</b> Shea Stadium, Flushing, NY Mon Apr 03 2000, 1:10 PM EDT Att: 52,308 - Overcast - 61 F			
Derek Bell, R (1,9) OBP: 0.308, SLG: 0.583		BB	L6			G6-3		HR		3	1	1	1	1	0	0				
Edgardo Alfonzo, R (1,4) OBP: 0.500, SLG: 0.333		P6		F9			31 1B	F7		3	1	0	0	1	0	1				
31 Mike Piazza, R (1,2) OBP: 0.250, SLG: 0.500		F9		K			HBP			3	0	1	0	0	1	1				
Todd Zeile, R (1,3) OBP: 0.333, SLG: 0.333		2B		K			SF9			2	0	1	1	0	1	0				
Robin Ventura, L (1,5) OBP: 0.167, SLG: 0.091		L8		G6-4-3			HBP			2	0	1	0	0	0	1				
Melvin Mora, R (1,8) Darryl Hamilton, L (7,PH) (8,8)		F8		G6-4-3			K			2	0	0	0	0	2	2				
Rey Ordonez, R (1,6) OBP: 0.333, SLG: 0.111		F8		G6-3			K			3	0	0	0	0	1	3				
Al Leiter, L (1,1) Jon Nunnally, L (8,PH) (9,7)			K			F8		P6		2	0	0	0	0	1	0				
										1	0	0	0	0	0	0				
<b>Inning Stats</b>	R: 0 E: 0 K: 1 S: 8	H: 0 LOB: 1 BB: 1 P: 16	R: 0 E: 0 K: 0 S: 10	H: 1 LOB: 1 BB: 0 P: 15	R: 0 E: 0 K: 1 S: 9	H: 0 LOB: 0 BB: 0 P: 16	R: 0 E: 0 K: 2 S: 8	H: 0 LOB: 0 BB: 0 P: 16	R: 0 E: 0 K: 0 S: 8	H: 1 LOB: 0 BB: 0 P: 12	R: 0 E: 0 K: 0 S: 4	H: 0 LOB: 0 BB: 0 P: 9	R: 1 E: 0 K: 2 S: 13	H: 1 LOB: 2 BB: 1 P: 25	R: 1 E: 0 K: 1 S: 11	H: 1 LOB: 0 BB: 0 P: 15	1B: 2 2B: 1 3B: 0 HR: 1	SF: 1 SAC: 0 DP: 1 HBP: 1	WP: 0 PB: 0 SB: 0 CS: 0	PA: 30
<b>PITCHER</b>	IP WLS BF H R ER SO BB IBB HBP BLK WP HR S P ERA WHIP																			
Sterling Hitchcock, L (1,1) ERA: 1.42	6.1 24 3 1 1 4 2 0 0 1 0 0 54 100 1.42 0.789																			
Donne Wall, R (7,1) ERA: 5.4	1.2 L 6 1 1 1 3 0 0 0 0 0 0 1 17 24 5.40 0.600																			





Batter	1	2	3	4	5	6	7	8	9	AB	R	H	RBI	BB	SO	LOB	TOP										
<b>Al Martin, L</b> OBP: 0.111, SLG: 0.111 (1, 7)	G3-1		G1-3			K			K	5	0	1	0	0	2	1											
<b>Damian Jackson, R</b> OBP: 0.222, SLG: 0.222 (1, 6)	G6-3		1B BB				G4-3		1B	5	1	2	0	0	1	2											
<b>Ryan Klesko, L</b> OBP: 0.111, SLG: 0.111 (1, 3)	K		BB 1B		G1-3		G3		P6	5	0	1	0	0	1	4											
<b>Phil Nevin, R</b> OBP: 0.625, SLG: 1.000 (1, 5)		2B BB	F3				K			3	1	1	0	1	1	2											
<b>Eric Owens, R</b> OBP: 0.250, SLG: 0.250 (1, 9)	F8		BB		G5-4-3		F9			4	0	1	0	0	0	2											
<b>Bret Boone, R</b> OBP: 0.375, SLG: 0.429 (1, 4)	2B		1B				K			3	1	2	2	1	1	0											
<b>Ruben Rivera, R</b> OBP: 0.143, SLG: 0.286 (1, 8)	2B		F8				K		G6-3	4	1	1	1	0	1	4											
<b>Carlos Hernandez, R</b> OBP: 0.571, SLG: 0.571 (1, 2)	1B				L5		F9		FC4-6	4	0	2	1	0	0	0											
<b>Woody Williams, R</b> (1, 1)	G6-4-3				E3		K		FC4-6	3	0	0	0	0	1	1											
<b>Carlos Almanzar, R</b> (7, 1)										0	0	0	0	0	0	0											
<b>Ed Sprague, R</b> (9, PH)										1	0	0	0	0	0	1											
<b>Trevor Hoffman, R</b> (9, 1)										0	0	0	0	0	0	0											
<b>Inning Stats</b>	R: 0 E: 0 K: 1 S: 11	H: 0 LOB: 0 BB: 0 P: 16	R: 3 E: 0 K: 0 S: 20	H: 3 LOB: 0 BB: 1 P: 32	R: 1 E: 0 K: 0 S: 22	H: 3 LOB: 3 BB: 1 P: 30	R: 0 E: 1 K: 1 S: 11	H: 1 LOB: 2 BB: 0 P: 14	R: 0 E: 0 K: 2 S: 8	H: 0 LOB: 0 BB: 0 P: 11	R: 0 E: 0 K: 1 S: 10	H: 0 LOB: 0 BB: 0 P: 13	R: 0 E: 0 K: 1 S: 12	H: 0 LOB: 0 BB: 0 P: 16	R: 0 E: 0 K: 1 S: 9	H: 2 LOB: 2 BB: 0 P: 13	1B: 9 2B: 2 3B: 0 HR: 0	SF: 0 SAC: 0 DP: 2 HBP: 0	WP: 0 PB: 0 SB: 0 CS: 0	PA: 39							
<b>PITCHER</b>	IP	WLS	BF	H	R	ER	SO	BB	IBB	HBP	BLK	WP	HR	S	P	ERA	WHIP										
<b>Bobby Jones, R</b> ERA: 13.5 (1, 1)	2.2	L	15	6	4	4	1	2	0	0	0	0	0	49	73	13.50	3.000										
<b>Pat Mahomes, R</b> ERA: (3, 1)	1.1		6	1	0	0	1	0	0	0	0	0	0	15	19	0.00	0.750										
<b>Rich Rodriguez, L</b> ERA: 2.25 (5, 1)	3.0		10	2	0	0	4	0	0	0	0	0	0	26	38	0.00	0.667										
<b>Turk Wendell, R</b> ERA: (8, 1)	1.0		3	0	0	0	1	0	0	0	0	0	0	12	16	0.00	0.000										
<b>Dennis Cook, L</b> ERA: 6.75 (9, 1)	1.0		5	2	0	0	1	0	0	0	0	0	0	9	13	0.00	2.000										

San Diego Padres @ New York Mets  
Shea Stadium, Flushing, NY  
Wed Apr 05 2000, 7:10 PM EDT  
Att: 17,585 - Cloudy - 47 F

AB 37  
R 4  
H 11  
RBI 4  
BB 2  
SO 8  
LOB 17



Batter	1	2	3	4	5	6	7	8	9	AB	R	H	RBI	BB	SO	LOB	BOTTOM										
<b>Rickey Henderson, R</b> OBP: 0.211, SLG: 0.125 (1, 7)	F8			G3			K		G5-3	5	0	1	0	0	1	4											
<b>Darryl Hamilton, L</b> OBP: 0.154, SLG: 0.167 (8, 1)	31 BB				P6		G4-3		F8	4	0	1	0	0	1	1											
<b>Matt Franco, L</b> (9, 3)	1B									1	0	0	0	0	0	1											
<b>Edgardo Alfonzo, R</b> OBP: 0.444, SLG: 0.385 (1, 4)	F9		F8		F9			2B		4	0	1	0	0	0	2											
<b>31 Mike Piazza, R</b> OBP: 0.250, SLG: 0.400 (1, 2)	BB		K		F9			G6-3		3	0	0	0	1	1	2											
<b>Robin Ventura, L</b> OBP: 0.250, SLG: 0.143 (1, 5)	K			E BB		G6-3			BB	3	0	1	0	1	1	2											
<b>Derek Bell, R</b> OBP: 0.294, SLG: 0.467 (1, 9)	G4-3			E		K		K		3	0	0	0	1	2	2											
<b>Todd Zeile, R</b> OBP: 0.500, SLG: 0.500 (9, 1)	WP			BB				K		3	0	2	0	1	1	2											
<b>Dennis Cook, L</b> (9, 1)	1B			BB						0	0	0	0	0	0	0											
<b>Rey Ordonez, R</b> OBP: 0.267, SLG: 0.083 (9, PH)	F3			BB		G5-3			K	3	0	0	0	0	0	5											
<b>Jay Payton, R</b> OBP: 0.333, SLG: 0.667 (9, PH)					P4					1	0	0	0	0	1	0											
<b>Bobby Jones, R</b> (1, 1)	K									1	0	0	0	0	1	1											
<b>Pat Mahomes, R</b> (3, 1)										0	0	0	0	0	0	0											
<b>Jon Nunnally, L</b> OBP: 0.250, SLG: 0.250 (4, PH)										1	0	0	0	0	1	3											
<b>Rich Rodriguez, L</b> (5, 1)										0	0	0	0	0	0	0											
<b>20 Kurt Abbott, R</b> OBP: 0.500, SLG: 1.000 (7, PH)										2	0	1	0	0	0	0											
<b>Inning Stats</b>	R: 0 E: 0 K: 1 S: 13	H: 1 LOB: 2 BB: 1 P: 24	R: 0 E: 0 K: 1 S: 9	H: 1 LOB: 1 BB: 0 P: 13	R: 0 E: 0 K: 2 S: 13	H: 1 LOB: 1 BB: 0 P: 15	R: 0 E: 1 K: 1 S: 12	H: 1 LOB: 3 BB: 2 P: 24	R: 0 E: 0 K: 0 S: 5	H: 0 LOB: 0 BB: 0 P: 9	R: 0 E: 0 K: 1 S: 12	H: 1 LOB: 1 BB: 0 P: 19	R: 0 E: 0 K: 1 S: 6	H: 0 LOB: 0 BB: 0 P: 9	R: 0 E: 0 K: 2 S: 9	H: 1 LOB: 2 BB: 1 P: 18	R: 0 E: 0 K: 1 S: 10	H: 1 LOB: 1 BB: 0 P: 16	1B: 4 2B: 3 3B: 0 HR: 0	SF: 0 SAC: 0 DP: 0 HBP: 0	WP: 1 PB: 0 SB: 0 CS: 0	PA: 38					
<b>PITCHER</b>	IP	WLS	BF	H	R	ER	SO	BB	IBB	HBP	BLK	WP	HR	S	P	ERA	WHIP										
<b>Woody Williams, R</b> ERA: (1, 1)	6.0	W	26	5	0	0	6	3	0	0	0	0	0	64	104	0.00	1.333										
<b>Carlos Almanzar, R</b> ERA: (7, 1)	2.0		8	1	0	0	3	1	0	0	0	0	0	15	27	0.00	1.000										
<b>Trevor Hoffman, R</b> ERA: (9, 1)	1.0		4	1	0	0	1	0	0	0	0	0	0	10	16	0.00	1.000										

San Diego Padres @ New York Mets  
Shea Stadium, Flushing, NY  
Wed Apr 05 2000, 7:10 PM EDT  
Att: 17,585 - Cloudy - 47 F

AB 34  
R 0  
H 7  
RBI 0  
BB 4  
SO 10  
LOB 25





Batter	1	2	3	4	5	6	7	8	9	AB	R	H	RBI	BB	SO	LOB	TOP						
<b>Al Martin, L</b> OBP: 0.143, SLG: 0.077 (1, 7)	G4-3		K		G6-3		2B BB	FC4-6 1B		4	1	0	0	1	1	3	<b>San Diego Padres @ New York Mets</b> Shea Stadium, Flushing, NY Thu Apr 06 2000, 7:10 PM EDT Att: 17,482 - Sunny - 69 F						
<b>Damian Jackson, R</b> OBP: 0.286, SLG: 0.231 <b>Matt Whisenant, R</b> (8, 1) <b>Dan Serafini, S</b> (9, 1)	P3		3B BB		K		K	1B		4	1	1	0	1	2	2							
<b>Ruben Rivera, R</b> OBP: 0.167, SLG: 0.417 (1, 8)	G6-3		1H 2H 3B		E6 1B		F7	G4-3		5	1	1	2	0	0	3							
<b>Phil Nevin, R</b> OBP: 0.462, SLG: 0.750 (1, 5)		G5-3	G1-3		G1-3		E 2B		K	5	1	1	1	0	1	2							
<b>Eric Owens, R</b> OBP: 0.444, SLG: 0.625 (1, 9)		S 1B			F9		E9 3B		G6-3	4	2	2	1	1	0	0							
<b>Bret Boone, R</b> OBP: 0.333, SLG: 0.364 <b>David Newhan, L</b> (9, PH) (9, 4)	F7				K		BB 1B		F8	4	0	1	1	0	2	1							
<b>Ed Sprague, R</b> OBP: 0.200, SLG: 1.000 (1, 3)	G4-3				G5-3		SF4 1B		HR	3	1	1	2	0	0	1							
<b>Carlos Hernandez, R</b> OBP: 0.625, SLG: 0.625 <b>Wili Gonzalez, R</b> OBP: 0.667, SLG: 1.000 (1, 2) (4, 2)			SH3-4 3B 1B					G5-3		1	1	1	0	0	0	0							
<b>Matt Clement, R</b> (1, 1) <b>Will Cunnane, R</b> (7, 1) <b>Chris Gomez, R</b> OBP: 1.000, SLG: 1.000 (8, PH) (8, 6)			SH3-4		K		K	FC4-6 1B		2	0	0	0	0	2	3							
<b>Inning Stats</b>	R: 0 E: 0 K: 0 S: 5	H: 0 LOB: 0 BB: 0 P: 6	R: 0 E: 0 K: 0 S: 8	H: 1 LOB: 1 BB: 0 P: 13	R: 2 E: 0 K: 1 S: 15	H: 2 LOB: 1 BB: 1 P: 26	R: 0 E: 0 K: 1 S: 9	H: 0 LOB: 0 BB: 0 P: 15	R: 0 E: 0 K: 2 S: 11	H: 1 LOB: 2 BB: 0 P: 15	R: 2 E: 1 K: 1 S: 14	H: 1 LOB: 2 BB: 2 P: 31	R: 3 E: 1 K: 2 S: 16	H: 2 LOB: 0 BB: 1 P: 24	R: 1 E: 0 K: 0 S: 11	H: 3 LOB: 2 BB: 0 P: 16		R: 0 E: 0 K: 1 S: 6	H: 0 LOB: 0 BB: 0 P: 10	1B: 5 2B: 2 3B: 2 HR: 1	SF: 1 SAC: 1 DP: 0 HBP: 0	WP: 0 PB: 0 SB: 1 CS: 0	PA: 42
<b>PITCHER</b>	IP	WLS	BF	H	R	ER	SO	BB	IBB	HBP	BLK	WP	HR	S	P	ERA		WHIP					
<b>Mike Hampton, L</b> ERA: 3.38 <b>Turk Wendell, R</b> ERA: 4.91 <b>John Franco, L</b> ERA: 3.0 <b>Armando Benitez, R</b> ERA:	5.2	L	26	5	4	2	4	3	0	0	0	0	0	59	101	3.18		1.412					
<b>PITCHER</b>	IP	WLS	BF	H	R	ER	SO	BB	IBB	HBP	BLK	WP	HR	S	P	ERA		WHIP					
<b>Mike Hampton, L</b> ERA: 3.38 <b>Turk Wendell, R</b> ERA: 4.91 <b>John Franco, L</b> ERA: 3.0 <b>Armando Benitez, R</b> ERA:	5.2	L	26	5	4	2	4	3	0	0	0	0	0	59	101	3.18	1.412						

Batter	1	2	3	4	5	6	7	8	9	AB	R	H	RBI	BB	SO	LOB	BOTTOM					
<b>Rickey Henderson, R</b> OBP: 0.227, SLG: 0.158 <b>Jay Payton, R</b> OBP: 0.600, SLG: 0.800 (1, 7) (7, PH) (8, 8)	G6-3		FC4-6 1B		FC5-2-5-1		BB HBP 1B		HR 1B	3	0	1	0	0	0	2	<b>San Diego Padres @ New York Mets</b> Shea Stadium, Flushing, NY Thu Apr 06 2000, 7:10 PM EDT Att: 17,482 - Sunny - 69 F					
<b>Darryl Hamilton, L</b> OBP: 0.125, SLG: 0.133 <b>Melvin Mora, R</b> (7, PH) (8, 4)	G5-3		FC4-6 BB		FC3-2		BB		B1	3	0	0	0	0	3	1						
<b>Edgardo Alfonso, R</b> OBP: 0.455, SLG: 0.333 <b>John Franco, L</b> (8, 1) <b>Armando Benitez, R</b> (9, 1) <b>Matt Franco, L</b> (9, PH)	G6-3		1-2 BB		FC3-2		HBP		HR BB	2	0	0	1	2	0	2						
<b>31 Mike Piazza, R</b> OBP: 0.200, SLG: 0.316 <b>Todd Pratt, R</b> OBP: 1.000, SLG: 4.000 (8, 2)	G6-3		K2-3		FC6-4		BB		HR	4	0	0	0	1	5	1						
<b>Robin Ventura, L</b> OBP: 0.238, SLG: 0.111 (1, 5)	FC6-4 1B BB				G3-1				F9	4	0	0	0	1	1	0						
<b>Derek Bell, R</b> OBP: 0.273, SLG: 0.400 (1, 9)	FC6-4 1B				K				G4-3	5	0	1	0	0	2	0						
<b>Todd Zeile, R</b> OBP: 0.350, SLG: 0.375 (1, 3)	FC6-4				K				G6-3	4	1	0	0	0	2	2						
<b>Rey Ordenez, R</b> OBP: 0.294, SLG: 0.077 <b>Jon Nunnally, L</b> OBP: 0.200, SLG: 0.200 (7, PH) (8, 7) <b>Benny Agbavani, R</b> OBP: 1.000, SLG: 3.000 (8, PH) (9, 7)	G5-3				1B				F9	1	0	0	0	1	0	2						
<b>Mike Hampton, R</b> OBP: 0.333, SLG: 0.333 <b>Turk Wendell, L</b> (6, 1) <b>20 Kurt Abbott, R</b> OBP: 0.500, SLG: 0.750 (7, PH) (8, 6)					FC3-2 1B		HBP 1B BB		K	2	0	1	0	0	1	1						
<b>Inning Stats</b>	R: 0 E: 0 K: 0 S: 5	H: 0 LOB: 0 BB: 0 P: 6	R: 0 E: 0 K: 0 S: 7	H: 1 LOB: 2 BB: 1 P: 15	R: 0 E: 0 K: 2 S: 12	H: 1 LOB: 2 BB: 1 P: 20	R: 0 E: 0 K: 2 S: 9	H: 0 LOB: 0 BB: 0 P: 14	R: 0 E: 0 K: 2 S: 8	H: 0 LOB: 0 BB: 0 P: 12	R: 1 E: 0 K: 1 S: 16	H: 2 LOB: 3 BB: 1 P: 29	R: 1 E: 1 K: 1 S: 11	H: 1 LOB: 1 BB: 0 P: 22	R: 3 E: 0 K: 0 S: 15	H: 2 LOB: 1 BB: 1 P: 28		1B: 6 2B: 1 3B: 0 HR: 1	SF: 0 SAC: 0 DP: 0 HBP: 1	WP: 1 PB: 0 SB: 0 CS: 0	PA: 42	
<b>PITCHER</b>	IP	WLS	BF	H	R	ER	SO	BB	IBB	HBP	BLK	WP	HR	S	P	ERA		WHIP				
<b>Matt Clement, R</b> ERA: 1.35 <b>Will Cunnane, R</b> ERA: <b>Matt Whisenant, L</b> ERA: <b>Dan Serafini, L</b> ERA: 27.0	6.2	W	29	5	1	1	7	3	0	1	0	0	0	4	8	0.00		3.000				
<b>PITCHER</b>	IP	WLS	BF	H	R	ER	SO	BB	IBB	HBP	BLK	WP	HR	S	P	ERA		WHIP				
<b>Matt Clement, R</b> ERA: 1.35 <b>Will Cunnane, R</b> ERA: <b>Matt Whisenant, L</b> ERA: <b>Dan Serafini, L</b> ERA: 27.0	6.2	W	29	5	1	1	7	3	0	1	0	0	0	4	8	0.00	3.000					





Batter	1	2	3	4	5	6	7	8	9	AB	R	H	RBI	BB	SO	LOB	TOP								
<b>Al Martin, L</b> OBP: 0.300, SLG: 0.222 (1.7)										5	4	3	1	1	0	4									
<b>Damian Jackson, R</b> OBP: 0.214, SLG: 0.444 (1.6)										5	1	4	2	0	1	1									
<b>Ryan Klesko, L</b> OBP: 0.214, SLG: 0.429 (1.3)										5	2	2	3	0	0	3									
<b>Phil Nevin, R</b> OBP: 0.438, SLG: 0.867 <b>Ed Sprague, R</b> OBP: 0.296, SLG: 0.800 (5.5)										3	1	1	3	0	1	1									
<b>Eric Owens, R</b> OBP: 0.429, SLG: 0.538 (1.9)										5	1	2	0	0	0	3									
<b>Bret Boone, R</b> OBP: 0.235, SLG: 0.250 (1.4)										5	0	0	0	0	1	2									
<b>Ruben Rivera, R</b> OBP: 0.176, SLG: 0.313 (1.8)										4	0	0	0	0	2	1									
<b>Wiki Gonzalez, R</b> OBP: 0.375, SLG: 0.500 (1.2)										4	1	1	1	0	0	1									
<b>Brian Meadows, R</b> <b>Will Cunnane, R</b> <b>Chris Gomez, R</b> <b>Dan Serafini, S</b> <b>Carlos Almanzar, R</b> <b>Dave Magadan, L</b> <b>Matt Whisenant, R</b> (11.1)										2	0	0	0	0	1	0									
<b>Inning Stats</b>	R: 3 E: 0 K: 1 S: 11	H: 2 LOB: 0 BB: 0 P: 14	R: 0 E: 0 K: 1 S: 7	H: 0 LOB: 0 BB: 0 P: 8	R: 3 E: 0 K: 2 S: 14	H: 3 LOB: 1 BB: 1 P: 23	R: 2 E: 1 K: 0 S: 14	H: 3 LOB: 0 BB: 0 P: 19	R: 0 E: 0 K: 1 S: 9	H: 0 LOB: 0 BB: 0 P: 14	R: 1 E: 0 K: 1 S: 16	H: 3 LOB: 3 BB: 0 P: 25	R: 0 E: 2 K: 0 S: 13	H: 0 LOB: 2 BB: 0 P: 21	R: 0 E: 0 K: 1 S: 6	H: 1 LOB: 0 BB: 0 P: 7	R: 1 E: 2 K: 0 S: 17	H: 1 LOB: 2 BB: 0 P: 24	1B: 10 2B: 1 3B: 0 HR: 2	SF: 1 SAC: 1 DP: 1 HBP: 2	WP: 0 PB: 1 SB: 1 CS: 0	PA: 46			
<b>PITCHER</b>	IP	WLS	BF	H	R	ER	SO	BB	IBB	HBP	BLK	WP	HR	S	P	ERA	WHIP								
<b>Jeremy Powell, R</b> ERA: 18.0 (1.1)	3.0	L	16	5	6	6	4	1	0	0	0	0	2	32	45	18.00	2.000								
<b>Miguel Batista, R</b> ERA: 9.0 (4.1)	3.0		16	6	3	3	2	0	0	1	0	0	0	39	58	9.00	2.000								
<b>Matt Blank, L</b> ERA: (7.1)	1.0		5	0	0	0	0	0	0	0	0	0	0	13	21	0.00	0.000								
<b>Steve Kline, L</b> ERA: (8.1)	1.0		3	1	0	0	1	0	0	0	0	0	0	6	7	0.00	1.000								
<b>Scott Strickland, R</b> ERA: 5.4 (9.1)	1.0		6	1	1	0	0	0	0	1	0	0	0	17	24	0.00	1.000								

San Diego Padres @ Montreal Expos  
Olympic Stadium, Montreal, QB  
Fri Apr 07 2000, 7:05 PM EDT  
Att: 12,260 - Dome - 72 F

AB 40  
R 10  
H 13  
RBI 10  
BB 1  
SO 7  
LOB 17



Batter	1	2	3	4	5	6	7	8	9	AB	R	H	RBI	BB	SO	LOB	BOTTOM								
<b>Peter Bergeron, L</b> OBP: 0.280, SLG: 0.261 (1.8)										4	2	1	0	1	1	0									
<b>Jose Vidro, S</b> OBP: 0.591, SLG: 0.762 (1.4)										5	1	4	0	0	0	0									
<b>Rondell White, R</b> OBP: 0.273, SLG: 0.333 (1.7)										5	1	2	2	0	2	4									
<b>Vladimir Guerrero, R</b> OBP: 0.650, SLG: 1.118 (1.9)										4	0	2	1	0	0	2									
<b>Lee Stevens, L</b> OBP: 0.333, SLG: 0.263 (1.3)										4	1	2	1	0	0	2									
<b>Chris Widger, R</b> OBP: 0.375, SLG: 0.615 <b>15 Lenny Webster, R</b> (9.2)										4	0	1	0	0	2	3									
<b>Michael Barrett, R</b> OBP: 0.250, SLG: 0.235 (1.5)										3	0	0	0	1	0	1									
<b>Orlando Cabrera, R</b> OBP: 0.167, SLG: 0.389 (1.6)										4	0	0	1	0	1	2									
<b>Jeremy Powell, R</b> <b>Trace Coquillette, R</b> <b>Miguel Batista, R</b> <b>Geoff Blum, S</b> <b>Matt Blank, L</b> <b>Steve Kline, S</b> <b>Scott Strickland, R</b> <b>Wilton Guerrero, S</b> (11.1)										0	0	0	0	0	0	0									
<b>Inning Stats</b>	R: 0 E: 0 K: 1 S: 11	H: 1 LOB: 1 BB: 0 P: 18	R: 0 E: 0 K: 0 S: 6	H: 1 LOB: 1 BB: 0 P: 8	R: 0 E: 0 K: 0 S: 5	H: 0 LOB: 0 BB: 0 P: 9	R: 0 E: 0 K: 1 S: 13	H: 3 LOB: 2 BB: 0 P: 22	R: 0 E: 0 K: 1 S: 6	H: 0 LOB: 0 BB: 0 P: 10	R: 4 E: 0 K: 0 S: 13	H: 4 LOB: 1 BB: 2 P: 29	R: 1 E: 0 K: 1 S: 11	H: 2 LOB: 1 BB: 0 P: 14	R: 0 E: 0 K: 1 S: 7	H: 0 LOB: 0 BB: 0 P: 7	R: 0 E: 0 K: 1 S: 9	H: 1 LOB: 1 BB: 0 P: 15	1B: 8 2B: 5 3B: 0 HR: 0	SF: 0 SAC: 0 DP: 1 HBP: 0	WP: 1 PB: 0 SB: 0 CS: 1	PA: 39			
<b>PITCHER</b>	IP	WLS	BF	H	R	ER	SO	BB	IBB	HBP	BLK	WP	HR	S	P	ERA	WHIP								
<b>Brian Meadows, R</b> ERA: 6.75 (6.1)	0.2	W	3	0	0	0	0	1	0	0	0	0	0	5	11	0.00	1.500								
<b>Dan Serafini, L</b> ERA: 36.0 (7.1)	0.0		2	2	1	1	0	0	0	0	0	1	0	4	7	∞	∞								
<b>Carlos Almanzar, R</b> ERA: (7.1)	2.0		6	0	0	0	2	0	0	0	0	0	0	14	14	0.00	0.000								
<b>Matt Whisenant, L</b> ERA: (9.1)	1.0		4	1	0	0	1	0	0	0	0	0	0	9	15	0.00	1.000								

San Diego Padres @ Montreal Expos  
Olympic Stadium, Montreal, QB  
Fri Apr 07 2000, 7:05 PM EDT  
Att: 12,260 - Dome - 72 F

AB 37  
R 5  
H 12  
RBI 5  
BB 2  
SO 6  
LOB 16





Batter	1	2	3	4	5	6	7	8	9	AB	R	H	RBI	BB	SO	LOB	TOP					
<b>Al Martin, L</b> OBP: 0.320, SLG: 0.348 (1, 7)										5	2	2	0	0	1	1						
<b>Damian Jackson, R</b> OBP: 0.435, SLG: 0.429 (1, 6)										3	0	1	1	1	1	0						
<b>Tony Gwynn, L</b> OBP: 0.333, SLG: 0.375 (1, 9)										5	3	2	1	0	0	2						
<b>Phil Nevin, R</b> OBP: 0.429, SLG: 0.800 (1, 5)										5	0	2	0	0	2	2						
<b>Ryan Klesko, L</b> OBP: 0.222, SLG: 0.588 (1, 3)										3	1	1	4	0	1	1						
<b>Bret Boone, R</b> OBP: 0.238, SLG: 0.400 (1, 4)										4	1	1	1	0	0	2						
<b>Ruben Rivera, R</b> OBP: 0.286, SLG: 0.579 (1, 8)										3	2	2	1	1	0	0						
<b>Ben Davis, S</b> (1, 2)										4	0	0	0	0	0	2						
<b>Sterling Hitchcock, L</b> (1, 1)										2	0	0	1	0	1	1						
<b>Ed Sprague, R</b> OBP: 0.250, SLG: 0.667 (8, PH)										1	0	0	0	0	0	0						
<b>Carlos Almanzar, R</b> (6, 1)										0	0	0	0	0	0	0						
<b>Donne Wall, R</b> (8, 1)										0	0	0	0	0	0	0						
<b>Dave Magadan, L</b> (9, PH)										1	0	0	0	0	0	0						
<b>Inning Stats</b>	R: 2 E: 0 K: 0 S: 11	H: 3 LOB: 1 BB: 0 P: 15	R: 1 E: 0 K: 0 S: 7	H: 1 LOB: 0 BB: 0 P: 13	R: 1 E: 1 K: 0 S: 8	H: 1 LOB: 1 BB: 1 P: 17	R: 0 E: 0 K: 1 S: 10	H: 0 LOB: 1 BB: 1 P: 17	R: 2 E: 0 K: 0 S: 11	H: 2 LOB: 0 BB: 0 P: 18	R: 1 E: 0 K: 1 S: 7	H: 1 LOB: 0 BB: 0 P: 9	R: 0 E: 0 K: 2 S: 14	H: 0 LOB: 0 BB: 0 P: 23	R: 1 E: 0 K: 1 S: 9	H: 1 LOB: 1 BB: 0 P: 12	R: 1 E: 0 K: 1 S: 11	H: 2 LOB: 1 BB: 0 P: 14	1B: 4 2B: 3 3B: 1 HR: 3	SF: 1 SAC: 1 DP: 0 HBP: 0	WP: 0 PB: 0 SB: 1 CS: 0	PA: 40
<b>PITCHER</b>	IP	WLS	BF	H	R	ER	SO	BB	IBB	HBP	BLK	WP	HR	S	P	ERA	WHIP					
<b>Dustin Hermanson, R</b> ERA: 6.55	(1, 1)	5.0	25	8	7	7	1	2	0	0	0	0	2	49	82	12.60	2.000					
<b>Steve Kline, L</b> ERA: 6.55	(6, 1)	2.1	7	0	0	0	4	0	0	0	0	0	0	22	34	0.00	0.000					
<b>Anthony Telford, R</b> ERA: 15.0	(8, 1)	0.2	W	3	1	1	0	0	0	0	0	0	1	6	8	13.50	1.500					
<b>Ugueth Urbina, R</b> ERA: 11.57	(9, 1)	1.0	S	5	2	1	1	0	0	0	0	0	0	11	14	9.00	2.000					
Batter	1	2	3	4	5	6	7	8	9	AB	R	H	RBI	BB	SO	LOB	BOTTOM					
<b>Terry Jones, S</b> (1, 8)										4	0	0	0	0	4	2						
<b>Geoff Blum, S</b> (8, PH)										1	1	1	2	0	0	0						
<b>Ugueth Urbina, R</b> (9, 1)										0	0	0	0	0	0	0						
<b>Orlando Cabrera, R</b> OBP: 0.217, SLG: 0.391 (1, 6)										5	1	2	1	0	1	2						
<b>Rondell White, R</b> OBP: 0.370, SLG: 0.417 (1, 7)										3	2	2	1	2	1	0						
<b>Vladimir Guerrero, R</b> OBP: 0.640, SLG: 1.143 (1, 9)										4	1	2	3	1	0	2						
<b>Jose Vidro, S</b> OBP: 0.593, SLG: 0.708 (1, 4)										3	1	1	1	2	1	3						
<b>Lee Stevens, L</b> OBP: 0.360, SLG: 0.409 (1, 3)										3	1	1	2	0	1	2						
<b>Chris Widger, R</b> OBP: 0.350, SLG: 0.529 (1, 2)										4	0	1	0	0	1	3						
<b>Mike Mordecai, R</b> OBP: 0.333, SLG: 0.667 (1, 5)										3	1	1	0	0	0	1						
<b>Peter Bergeron, L</b> OBP: 0.308, SLG: 0.261 (9, 8)										0	1	0	0	1	0	0						
<b>Dustin Hermanson, R</b> OBP: 0.500, SLG: 0.333 (6, 1)										1	0	0	0	1	1	0						
<b>Steve Kline, S</b> (6, 1)										0	0	0	0	0	0	0						
<b>Anthony Telford, R</b> (8, 1)										0	0	0	0	0	0	0						
<b>Wilton Guerrero, S</b> (8, PH)										1	1	0	0	0	0	2						
<b>Trace Coquillette, R</b> OBP: 0.250, SLG: 0.250 (9, 5)										0	0	0	0	0	0	0						
<b>Inning Stats</b>	R: 2 E: 0 K: 2 S: 11	H: 3 LOB: 2 BB: 0 P: 20	R: 1 E: 0 K: 1 S: 9	H: 2 LOB: 2 BB: 1 P: 17	R: 0 E: 0 K: 1 S: 9	H: 0 LOB: 1 BB: 1 P: 18	R: 0 E: 0 K: 1 S: 7	H: 0 LOB: 0 BB: 1 P: 15	R: 4 E: 0 K: 1 S: 13	H: 3 LOB: 0 BB: 1 P: 20	R: 0 E: 0 K: 2 S: 7	H: 0 LOB: 0 BB: 0 P: 9	R: 0 E: 0 K: 0 S: 6	H: 0 LOB: 0 BB: 1 P: 11	R: 3 E: 0 K: 2 S: 19	H: 3 LOB: 2 BB: 2 P: 33	1B: 6 2B: 3 3B: 0 HR: 2	SF: 0 SAC: 1 DP: 2 HBP: 1	WP: 1 PB: 0 SB: 0 CS: 0	PA: 41		
<b>PITCHER</b>	IP	WLS	BF	H	R	ER	SO	BB	IBB	HBP	BLK	WP	HR	S	P	ERA	WHIP					
<b>Sterling Hitchcock, L</b> ERA: 6.35	(1, 1)	5.0	27	8	7	7	6	4	0	1	0	0	1	49	90	12.60	2.400					
<b>Carlos Almanzar, R</b> ERA: 6.35	(6, 1)	2.0	6	0	0	0	2	1	0	0	0	0	0	13	20	0.00	0.500					
<b>Donne Wall, R</b> ERA: 13.5	(8, 1)	1.0	L	8	3	3	2	1	1	0	0	0	0	19	33	27.00	4.000					

San Diego Padres @ Montreal Expos  
Olympic Stadium, Montreal, QB  
Sat Apr 08 2000, 2:05 PM EDT  
Att: 13,528 - Dome - 72 F

AB	36
R	9
H	11
RBI	9
BB	2
SO	6
LOB	11



San Diego Padres @ Montreal Expos  
Olympic Stadium, Montreal, QB  
Sat Apr 08 2000, 2:05 PM EDT  
Att: 13,528 - Dome - 72 F

AB	32
R	10
H	11
RBI	10
BB	7
SO	10
LOB	17





Batter	1	2	3	4	5	6	7	8	9	AB	R	H	RBI	BB	SO	LOB	TOP										
<b>Al Martin, L</b> OBP: 0.276, SLG: 0.296 (1, 7)	G1-3		G1-3		G6-3			K		4	0	0	0	0	1	2	<b>San Diego Padres @ Montreal Expos</b> Olympic Stadium, Montreal, QB Sun Apr 09 2000, 1:35 PM EDT Att. 9,782 - Dome - 72 F  <a href="http://livebaseballscorecards.com">livebaseballscorecards.com</a>										
<b>Damian Jackson, R</b> OBP: 0.407, SLG: 0.375 (1, 6)	F7			G6-3		G5-3		G6-4-3 BB		3	0	0	0	1	0												
<b>Tony Gwynn, L</b> OBP: 0.308, SLG: 0.333 (1, 9)	F7			K		G6-3 1B		F8		4	0	1	0	0	1												
<b>Phil Nevin, R</b> OBP: 0.440, SLG: 0.792 (1, 5)		L4-3 1B				G6-3 1-2		G6-4-3		4	0	2	0	0	2												
<b>Ryan Klesko, L</b> OBP: 0.190, SLG: 0.500 (1, 3)	L4-3			G5-3			G3			3	0	0	0	0	2												
<b>Bret Boone, R</b> OBP: 0.250, SLG: 0.391 (1, 4)	G5-3				K		G6-4-3 1B			3	0	1	0	0	1												
<b>Eric Owens, R</b> OBP: 0.412, SLG: 0.500 (1, 8)			G5-3		G6-4-3 1B		G6-4-3 1-2			3	1	1	0	0	1												
<b>Wiki Gonzalez, R</b> OBP: 0.455, SLG: 0.556 (1, 2)			SH3-4 1B		G6-3 1-4 1B			F8		3	0	2	1	0	0												
<b>Brian Boehringer, S</b> (1, 1)			SH3-4		G6-3			G4-3		1	0	0	0	0	1												
<b>Will Cunnane, R</b> (6, 1)										0	0	0	0	0	0												
<b>Matt Whisenant, R</b> (8, PH)										1	0	0	0	0	0												
<b>Donne Wall, R</b> (8, 1)										0	0	0	0	0	0												
<b>Inning Stats</b>	R: 0 E: 0 K: 0 S: 6	H: 0 LOB: 0 BB: 0 P: 8	R: 0 E: 0 K: 0 S: 6	H: 1 LOB: 0 BB: 12 P: 12	R: 0 E: 0 K: 0 S: 10	H: 1 LOB: 1 BB: 0 P: 15	R: 0 E: 0 K: 1 S: 7	H: 1 LOB: 1 BB: 0 P: 8	R: 1 E: 0 K: 1 S: 10	H: 2 LOB: 1 BB: 0 P: 15	R: 0 E: 0 K: 0 S: 4	H: 1 LOB: 0 BB: 0 P: 8	R: 0 E: 0 K: 0 S: 10	H: 1 LOB: 0 BB: 14 P: 14	R: 0 E: 0 K: 1 S: 8	H: 0 LOB: 0 BB: 12 P: 12	R: 0 E: 0 K: 0 S: 4	H: 0 LOB: 0 BB: 1 P: 8	1B: 6 2B: 2 3B: 0 HR: 0	SF: 0 SAC: 1 DP: 4 HBP: 0	WP: 0 PB: 0 SB: 2 CS: 0	PA: 31					
<b>PITCHER</b>	IP	WLS	BF	H	R	ER	SO	BB	IBB	HBP	BLK	WP	HR	S	P	ERA	WHIP										
<b>Hideki Iribu, R</b> ERA: 7.0 (1, 1)	7.0	W	25	7	1	1	2	0	0	0	0	0	0	53	80	1.29	1.000										
<b>Scott Strickland, R</b> ERA: 4.15 (8, 1)	1.0	H	3	0	0	0	1	0	0	0	0	0	0	8	12	0.00	0.000										
<b>Ugueth Urbina, R</b> ERA: 6.1 (9, 1)	1.0	S	3	0	0	0	0	1	0	0	0	0	0	4	8	0.00	1.000										

Batter	1	2	3	4	5	6	7	8	9	AB	R	H	RBI	BB	SO	LOB	BOTTOM										
<b>Peter Bergeron, L</b> OBP: 0.267, SLG: 0.222 (1, 8)	G4-3		CS	K		G6-3	G4-3			4	0	0	0	0	1	0	<b>San Diego Padres @ Montreal Expos</b> Olympic Stadium, Montreal, QB Sun Apr 09 2000, 1:35 PM EDT Att. 9,782 - Dome - 72 F  <a href="http://livebaseballscorecards.com">livebaseballscorecards.com</a>										
<b>Jose Vidro, S</b> OBP: 0.548, SLG: 0.643 (1, 4)	K			G3		BB 1B		G6-3		4	1	1	0	0	1	0											
<b>Rondell White, R</b> OBP: 0.387, SLG: 0.407 (1, 7)	F9			E 1B		BB 1B		G5-3		3	1	1	0	1	0	0											
<b>Vladimir Guerrero, R</b> OBP: 0.586, SLG: 1.000 (1, 9)		F3		E4		BB 1B		G4-3		3	0	0	0	1	0	1											
<b>Lee Stevens, L</b> OBP: 0.357, SLG: 0.400 (1, 3)		K		F7		BB 1B				3	0	1	1	0	1	2											
<b>Trace Coquille, R</b> OBP: 0.286, SLG: 0.167 (1, 5)			K		L6		G5-4-3 BB			2	0	0	1	1	1	0											
<b>Chris Widger, R</b> OBP: 0.348, SLG: 0.474 (1, 2)				FC6-4 BB		P5		G5-4-3		2	0	0	0	1	0	3											
<b>Orlando Cabrera, R</b> OBP: 0.231, SLG: 0.423 (1, 6)				FC6-4 CS				G3		3	0	1	0	0	0	1											
<b>Hideki Iribu, R</b> (1, 1)				F3				G4-3		2	0	0	0	0	1	2											
<b>Wilton Guerrero, S</b> (7, PH)										1	0	0	0	0	0	0											
<b>Scott Strickland, R</b> (8, 1)										0	0	0	0	0	0	0											
<b>Ugueth Urbina, R</b> (9, 1)										0	0	0	0	0	0	0											
<b>Inning Stats</b>	R: 0 E: 0 K: 1 S: 7	H: 0 LOB: 0 BB: 0 P: 9	R: 0 E: 0 K: 2 S: 11	H: 0 LOB: 0 BB: 0 P: 15	R: 0 E: 0 K: 0 S: 7	H: 0 LOB: 0 BB: 1 P: 14	R: 0 E: 1 K: 1 S: 10	H: 1 LOB: 2 BB: 0 P: 16	R: 0 E: 0 K: 1 S: 12	H: 1 LOB: 1 BB: 0 P: 15	R: 2 E: 0 K: 0 S: 13	H: 2 LOB: 2 BB: 3 P: 29	R: 0 E: 0 K: 0 S: 5	H: 0 LOB: 0 BB: 0 P: 5	R: 0 E: 0 K: 0 S: 8	H: 0 LOB: 0 BB: 0 P: 11	1B: 3 2B: 1 3B: 0 HR: 0	SF: 0 SAC: 0 DP: 1 HBP: 0	WP: 0 PB: 0 SB: 0 CS: 1	PA: 32							
<b>PITCHER</b>	IP	WLS	BF	H	R	ER	SO	BB	IBB	HBP	BLK	WP	HR	S	P	ERA	WHIP										
<b>Brian Boehringer, R</b> ERA: 3.38 (1, 1)	0.0	L	21	3	2	2	5	2	0	0	0	0	0	0	4	-	-										
<b>Will Cunnane, R</b> ERA: (6, 1)	1.2	B	6	1	0	0	0	1	0	0	0	0	0	13	19	0.00	1.200										
<b>Matt Whisenant, L</b> ERA: (8, 1)	1.0		3	0	0	0	0	0	0	0	0	0	0	8	11	0.00	0.000										





Batter	1	2	3	4	5	6	7	8	9	AB	R	H	RBI	BB	SO	LOB	TOP										
Tony Womack, L (1,6) OBP: 0.111, SLG: 0.185	G1-3		K		F9	L4	G3-1			5	0	0	0	0	1	3	<b>Arizona Diamondbacks @ San Diego Padres</b> Qualcomm Stadium, San Diego, CA Mon Apr 10 2000, 6:05 PM EDT Att: 60,021 - Sunny - 68 F										
Jay Bell, R (1,4) OBP: 0.438, SLG: 0.731	F9		HR		1B	1B		K		4	2	2	1	1	1	0											
Luis Gonzalez, L (1,7) OBP: 0.452, SLG: 0.750	F7		P6		1B			K		5	1	1	0	0	2	1											
Erubiel Durazo, L (1,3) OBP: 0.385, SLG: 0.524		1B			HR	HR		1B	K	4	3	3	4	1	1	0											
Steve Finley, L (1,8) OBP: 0.452, SLG: 0.759	K				HR		F7		F8	5	1	2	1	0	1	2											
Travis Lee, L (1,9) OBP: 0.440, SLG: 0.474	FC5-4				K		F8		G4-3	5	0	2	0	0	1	1											
Lenny Harris, L (1,5) OBP: 0.192, SLG: 0.273	F8								G6-3	4	0	1	1	1	1	3											
Kelly Stinnett, R (1,2) OBP: 0.273, SLG: 0.636	FC5-4				F9					4	1	1	1	0	1	5											
Todd Stottlemyre, L (1,1) (7, PH)										3	0	0	0	0	2	1											
David Dellucci, L (7, PH)			B1-3		K					0	0	0	0	1	0	0											
Mike Morgan, R (7,1) OBP: 1.000, SLG: 1.000										0	0	0	0	0	0	0											
<b>Inning Stats</b>	R: 0 E: 0 K: 0 S: 10	H: 0 LOB: 0 BB: 0 P: 13	R: 0 E: 0 K: 1 S: 12	H: 1 LOB: 2 BB: 1 P: 21	R: 1 E: 0 K: 1 S: 10	H: 1 LOB: 0 BB: 0 P: 16	R: 2 E: 0 K: 2 S: 13	H: 2 LOB: 1 BB: 1 P: 25	R: 3 E: 0 K: 2 S: 14	H: 4 LOB: 3 BB: 1 P: 23	R: 1 E: 0 K: 2 S: 12	H: 1 LOB: 1 BB: 1 P: 20	R: 1 E: 0 K: 1 S: 16	H: 3 LOB: 3 BB: 1 P: 27	R: 0 E: 0 K: 3 S: 10	H: 0 LOB: 0 BB: 0 P: 17	R: 0 E: 0 K: 0 S: 4	H: 0 LOB: 0 BB: 0 P: 7	1B: 7 2B: 0 3B: 0 HR: 5	SF: 0 SAC: 0 DP: 0 HBP: 0	WP: 0 PA: 43 PB: 0 SB: 0 CS: 1						
<b>PITCHER</b>	IP	WLS	BF	H	R	ER	SO	BB	IBB	HBP	BLK	WP	HR	S	P	ERA	WHIP										
Woody Williams, R (1,1) ERA: 5.23	4.1	L	22	7	6	6	4	2	0	0	0	0	4	53	87	12.46	2.077										
Dan Serafini, L (5,1) ERA: 18.0	2.0		12	5	2	2	3	1	0	0	0	0	1	25	42	9.00	3.000										
Will Cunnane, R (7,1) ERA:	1.2		6	0	0	0	4	1	0	0	0	0	0	19	33	0.00	0.600										
Matt Whisenant, L (9,1) ERA:	1.0		3	0	0	0	0	0	0	0	0	0	0	4	7	0.00	0.000										

Batter	1	2	3	4	5	6	7	8	9	AB	R	H	RBI	BB	SO	LOB	BOTTOM										
Al Martin, L (1,7) OBP: 0.294, SLG: 0.313	G3		K		K				G6-3	5	1	2	0	0	2	1	<b>Arizona Diamondbacks @ San Diego Padres</b> Qualcomm Stadium, San Diego, CA Mon Apr 10 2000, 6:05 PM EDT Att: 60,021 - Sunny - 68 F										
Damian Jackson, R (1,6) OBP: 0.438, SLG: 0.393	SF9				K				G6-3	4	0	2	0	1	1	0											
Tony Gwynn, L (1,9) OBP: 0.235, SLG: 0.250	G3		P6		G1-3				G4-3	4	0	0	0	0	0	6											
Phil Nevin, R (1,5) OBP: 0.414, SLG: 0.852	SF9		F7							3	1	1	2	0	1	2											
Ryan Klesko, L (1,3) OBP: 0.240, SLG: 0.542	G1-4-3				F9				G4-3	4	0	2	0	0	0	1											
Bret Boone, R (1,4) OBP: 0.259, SLG: 0.423		P6							G4-3	3	1	1	0	0	0	1											
Will Cunnane, R (7,1)										0	0	0	0	0	0	0											
Dave Magadan, L (8, PH)										1	0	0	0	0	0	1											
Matt Whisenant, R (9,1)										0	0	0	0	0	0	0											
Eric Owens, R (1,8) OBP: 0.381, SLG: 0.450	F8				L1-3				G5-3	4	0	1	0	0	0	2											
Wiki Gonzalez, R (1,2) OBP: 0.400, SLG: 0.462	K								G6-3	4	0	1	1	0	1	0											
Woody Williams, R (1,1)										1	0	0	0	1	0	1											
Dan Serafini, S (5,1)										0	0	0	0	0	0	0											
David Newhan, L (7,4) OBP: 0.333, SLG: 1.333										2	1	1	1	0	1	0											
<b>Inning Stats</b>	R: 1 E: 0 K: 0 S: 9	H: 2 LOB: 1 BB: 0 P: 15	R: 0 E: 0 K: 1 S: 8	H: 0 LOB: 0 BB: 0 P: 12	R: 0 E: 0 K: 1 S: 14	H: 0 LOB: 2 BB: 2 P: 29	R: 1 E: 0 K: 0 S: 11	H: 3 LOB: 1 BB: 0 P: 16	R: 0 E: 0 K: 2 S: 9	H: 0 LOB: 0 BB: 0 P: 11	R: 1 E: 0 K: 0 S: 11	H: 2 LOB: 0 BB: 0 P: 13	R: 0 E: 0 K: 1 S: 10	H: 2 LOB: 2 BB: 0 P: 15	R: 0 E: 0 K: 1 S: 11	H: 1 LOB: 1 BB: 0 P: 17	R: 1 E: 0 K: 0 S: 7	H: 1 LOB: 0 BB: 0 P: 14	1B: 7 2B: 3 3B: 0 HR: 2	SF: 1 SAC: 0 DP: 1 HBP: 0	WP: 0 PA: 38 PB: 0 SB: 0 CS: 1						
<b>PITCHER</b>	IP	WLS	BF	H	R	ER	SO	BB	IBB	HBP	BLK	WP	HR	S	P	ERA	WHIP										
Todd Stottlemyre, R (1,1) ERA: 4.91	6.0	W	25	7	3	3	4	2	0	0	0	0	1	62	96	4.50	1.500										
Mike Morgan, R (7,1) ERA: 1.29	3.0	S	13	4	1	1	2	0	0	0	0	0	1	28	46	3.00	1.333										

AB 39  
R 8  
H 12  
RBI 8  
BB 4  
SO 11  
LOB 16



AB 35  
R 4  
H 11  
RBI 4  
BB 2  
SO 6  
LOB 15

















Batter	1	2	3	4	5	6	7	8	9	AB	R	H	RBI	BB	SO	LOB	TOP								
<b>Craig Biggio, R</b> OBP: 0.321, SLG: 0.433 (1, 4)											4	1	2	0	1	0	1								
<b>Roger Cedeno, S</b> OBP: 0.222, SLG: 0.250 (1, 8)											3	2	1	0	2	0	1								
<b>Jeff Bagwell, R</b> OBP: 0.310, SLG: 0.500 (1, 3)											4	1	1	4	1	1	4								
<b>Richard Hidalgo, R</b> OBP: 0.457, SLG: 0.871 (1, 7)											5	0	1	0	0	0	2								
<b>Moises Alou, R</b> OBP: 0.444, SLG: 0.767 <b>Glen Barker, S</b> (6, 9)											3	2	2	1	0	1	2								
<b>Bill Spiers, L</b> OBP: 0.273, SLG: 0.310 (1, 5)											4	2	1	2	1	0	2								
<b>Tony Eusebio, R</b> OBP: 0.391, SLG: 0.222 (1, 2)											4	1	2	1	1	0	0								
<b>Tim Bogar, R</b> OBP: 0.257, SLG: 0.419 (1, 6)											4	0	0	1	0	0	4								
<b>Shane Reynolds, R</b> OBP: 0.286, SLG: 0.714 <b>Jose Cabrera, R</b> (6, 1)											3	1	1	1	0	1	2								
<b>Matt Mieske, R</b> (8, PH)											0	0	0	0	0	0	0								
<b>Doug Henry, R</b> (8, 1)											0	0	0	0	1	0	0								
<b>Mike Maddux, L</b> (9, 1)											0	0	0	0	0	0	0								
<b>Inning Stats</b>	R: 0 E: 0 K: 0 S: 5	H: 1 LOB: 0 BB: 0 P: 9	R: 2 E: 0 K: 0 S: 18	H: 2 LOB: 1 BB: 1 P: 28	R: 0 E: 0 K: 1 S: 10	H: 1 LOB: 2 BB: 1 P: 18	R: 0 E: 0 K: 0 S: 11	H: 0 LOB: 0 BB: 0 P: 16	R: 1 E: 0 K: 0 S: 9	H: 3 LOB: 1 BB: 0 P: 13	R: 6 E: 0 K: 1 S: 17	H: 4 LOB: 0 BB: 2 P: 36	R: 0 E: 0 K: 0 S: 10	H: 0 LOB: 0 BB: 0 P: 15	R: 0 E: 0 K: 0 S: 3	H: 0 LOB: 0 BB: 1 P: 7	R: 1 E: 1 K: 1 S: 22	H: 0 LOB: 3 BB: 3 P: 41	1B: 7 2B: 1 3B: 0 HR: 3	SF: 1 SAC: 0 DP: 2 HBP: 0	WP: 0 PB: 0 SB: 0 CS: 1	PA: 45			
<b>PITCHER</b>	IP	WLS	BF	H	R	ER	SO	BB	IBB	HBP	BLK	WP	HR	S	P	ERA	WHIP								
<b>Brian Boehringer, R</b> ERA: 5.23 (6, 1)	5.0	L	23	8	4	4	1	2	0	0	0	0	2	55	89	7.20	2.000								
<b>Will Gummine, R</b> ERA: 5.79 (6, 1)	0.2		5	2	1	1	1	1	0	0	0	0	0	8	15	13.50	4.500								
<b>Kevin Walker, L</b> ERA: 54.0 (6, 1)	0.1		3	1	4	4	0	1	0	0	0	0	1	7	16	108.00	6.000								
<b>Donne Wall, R</b> ERA: 4.7 (7, 1)	2.0		6	0	0	0	0	1	0	0	0	0	0	13	22	0.00	0.500								
<b>Matt Whisenant, L</b> ERA: (9, 1)	1.0		7	0	1	0	1	3	0	0	0	0	0	22	41	0.00	3.000								

Houston Astros @ San Diego Padres  
Qualcomm Stadium, San Diego, CA

AB 35  
R 10  
H 11  
RBI 10  
BB 8  
SO 3  
LOB 18



WP: 0  
PB: 0  
SB: 0  
CS: 1

Houston Astros @ San Diego Padres  
Qualcomm Stadium, San Diego, CA

AB 38  
R 4  
H 13  
RBI 4  
BB 1  
SO 5  
LOB 13



WP: 1  
PB: 0  
SB: 0  
CS: 1

Batter	1	2	3	4	5	6	7	8	9	AB	R	H	RBI	BB	SO	LOB	BOTTOM								
<b>Al Martin, L</b> OBP: 0.327, SLG: 0.422 (1, 7)											5	0	1	0	0	1	1								
<b>Damian Jackson, R</b> OBP: 0.413, SLG: 0.405 (1, 6)											5	0	3	0	0	1	1								
<b>Ryan Klesko, L</b> OBP: 0.200, SLG: 0.412 (1, 3)											5	1	1	0	0	0	2								
<b>Phil Nevin, R</b> OBP: 0.362, SLG: 0.756 (1, 5)											4	0	2	0	0	0	1								
<b>Eric Owens, R</b> OBP: 0.410, SLG: 0.417 (1, 8)											4	0	2	1	0	0	0								
<b>Bret Boone, R</b> OBP: 0.295, SLG: 0.405 (1, 4)											4	1	1	0	0	0	4								
<b>David Newhan, L</b> OBP: 0.313, SLG: 0.500 (1, 9)											3	2	1	0	1	1	0								
<b>Ben Davis, S</b> OBP: 0.083, SLG: 0.083 (1, 2)											4	0	1	0	0	2	3								
<b>Brian Boehringer, S</b> OBP: 0.333, SLG: 0.667 (6, 1)											2	0	1	2	0	0	0								
<b>Will Gummine, R</b> (6, 1)											0	0	0	0	0	0	0								
<b>Kevin Walker, L</b> (6, 1)											0	0	0	0	0	0	0								
<b>John Roskos, R</b> (6, PH)											1	0	0	0	0	0	0								
<b>Donne Wall, R</b> (7, 1)											0	0	0	0	0	0	0								
<b>Ed Sprague, R</b> OBP: 0.350, SLG: 0.800 (8, PH)											1	0	0	0	0	0	0								
<b>Matt Whisenant, R</b> (9, 1)											0	0	0	0	0	0	1								
<b>Inning Stats</b>	R: 1 E: 0 K: 0 S: 17	H: 4 LOB: 2 BB: 0 P: 24	R: 0 E: 0 K: 1 S: 7	H: 0 LOB: 0 BB: 0 P: 8	R: 0 E: 1 K: 2 S: 16	H: 1 LOB: 1 BB: 1 P: 14	R: 2 E: 1 K: 2 S: 16	H: 2 LOB: 1 BB: 1 P: 29	R: 0 E: 0 K: 0 S: 9	H: 3 LOB: 2 BB: 0 P: 14	R: 0 E: 0 K: 0 S: 7	H: 0 LOB: 0 BB: 0 P: 11	R: 0 E: 0 K: 1 S: 8	H: 1 LOB: 1 BB: 0 P: 10	R: 0 E: 0 K: 1 S: 8	H: 0 LOB: 0 BB: 0 P: 10	1B: 9 2B: 3 3B: 1 HR: 0	SF: 0 SAC: 0 DP: 1 HBP: 0	WP: 1 PB: 0 SB: 0 CS: 1	PA: 39					
<b>PITCHER</b>	IP	WLS	BF	H	R	ER	SO	BB	IBB	HBP	BLK	WP	HR	S	P	ERA	WHIP								
<b>Shane Reynolds, R</b> ERA: 3.32 (1, 1)	5.0	W	24	10	3	3	3	1	0	0	0	0	0	16	25	4.50	1.000								
<b>Jose Cabrera, R</b> ERA: 10.13 (6, 1)	2.0		8	2	1	1	0	0	0	0	0	0	0	8	10	0.00	1.000								
<b>Doug Henry, R</b> ERA: 4.05 (8, 1)	1.0		4	1	0	0	1	0	0	0	0	0	0	8	10	0.00	1.000								
<b>Mike Maddux, R</b> ERA: 7.2 (9, 1)	1.0		3	0	0	0	1	0	0	0	0	0	0	8	10	0.00	0.000								

Fri Apr 14 2000, 10:05 PM EDT  
Att: 30,951 - Cloudy - 66 F



Batter	1	2	3	4	5	6	7	8	9	AB	R	H	RBI	BB	SO	LOB	TOP				
<b>Craig Biggio, R</b> (1, 4) OBP: 0.328, SLG: 0.441	G6-3		G3-6 1B			G6-4-3 1B		K		4	0	2	0	0	1	2	<b>Houston Astros @ San Diego Padres</b> Qualcomm Stadium, San Diego, CA Sat Apr 15, 2000, 10:05 PM EDT Att: 45,242 - Sunny - 66 F				
<b>Roger Cedeno, S</b> (1, 8) OBP: 0.225, SLG: 0.229 <b>Mike Maddux, L</b> (8, 1)	BB		G3-6 1-2			F8		FC4		3	0	0	0	1	0	4					
<b>5 Jeff Bagwell, R</b> (1, 3) OBP: 0.326, SLG: 0.575	E5					G6-4-3 1-2				4	2	2	1	0	0	2					
<b>Ken Caminiti, S</b> (1, 5) OBP: 0.385, SLG: 0.450 <b>Glen Barker, S</b> (9, PR)	G4-6-3					G4-3		K		4	0	1	1	0	1	2					
<b>Richard Hidalgo, R</b> (1, 9) OBP: 0.436, SLG: 0.794			G6-3 S 1B BB			L6		G6-3		3	1	0	0	1	1	1					
<b>Daryle Ward, L</b> (1, 7) OBP: 0.286, SLG: 0.684	G6-3					F7		F8		4	0	0	0	0	1	2					
<b>Tony Eusebio, R</b> (1, 2) OBP: 0.423, SLG: 0.286 <b>Julio Lugo, R</b> (8, PR)						G5-3		FC4 E 1B		3	0	2	1	0	0	0					
<b>Mitch Meluskey, S</b> (8, 2) OBP: 0.211, SLG: 0.176			G5-4-3 1B					FC6-4 BB		0	0	0	0	0	0	0					
<b>Tim Lincecum, R</b> (1, 6) OBP: 0.231, SLG: 0.371	G5-4-3					G4-3		F8		4	0	0	0	0	0	4					
<b>Jose Lima, R</b> (1, 1) <b>Bill Spiers, L</b> (8, PH) OBP: 0.265, SLG: 0.300			K			K		E1 FC4		2	0	0	0	0	2	0					
<b>Inning Stats</b>	R: 0 E: 1 K: 0 S: 11	H: 0 LOB: 1 BB: 1 P: 21	R: 1 E: 0 K: 0 S: 8	H: 1 LOB: 0 BB: 1 P: 16	R: 0 E: 0 K: 1 S: 9	H: 1 LOB: 0 BB: 0 P: 12	R: 1 E: 0 K: 0 S: 8	H: 1 LOB: 0 BB: 0 P: 10	R: 0 E: 0 K: 1 S: 7	H: 1 LOB: 0 BB: 0 P: 9	R: 0 E: 0 K: 1 S: 8	H: 0 LOB: 0 BB: 0 P: 13	R: 0 E: 1 K: 1 S: 13	H: 1 LOB: 2 BB: 0 P: 21	R: 1 E: 0 K: 2 S: 12	H: 2 LOB: 2 BB: 1 P: 20	1B: 5 2B: 3 3B: 0 HR: 1	SF: 0 SAC: 0 DP: 4 HBP: 0	WP: 0 PB: 0 SB: 2 CS: 0	PA: 35	
<b>PITCHER</b>	IP	WLS	BF	H	R	ER	SO	BB	IBB	HBP	BLK	WP	HR	S	P	ERA	WHIP				
<b>Woody Williams, R</b> (1, 1) ERA: 4.08	7.1	W	27	5	2	2	3	2	0	0	0	0	1	66	103	2.46	0.955				
<b>Carlos Almanzar, R</b> (8, 1) ERA:	0.2	H	2	0	0	0	1	0	0	0	0	0	0	7	11	0.00	0.000				
<b>Trevor Hoffman, R</b> (9, 1) ERA: 1.8	1.0	S	6	2	1	1	2	1	0	0	0	0	0	12	20	9.00	3.000				

AB	32
R	3
H	7
RBI	3
BB	3
SO	6
LOB	18



Batter	1	2	3	4	5	6	7	8	9	AB	R	H	RBI	BB	SO	LOB	BOTTOM				
<b>Al Martin, L</b> (1, 7) OBP: 0.321, SLG: 0.469	G3		HR	G4-3		K				4	1	1	2	0	1	1	<b>Houston Astros @ San Diego Padres</b> Qualcomm Stadium, San Diego, CA Sat Apr 15, 2000, 10:05 PM EDT Att: 45,242 - Sunny - 66 F				
<b>Damian Jackson, R</b> (1, 6) OBP: 0.400, SLG: 0.457	K		HR			K		K		4	1	1	1	0	3	0					
<b>Ryan Klesko, L</b> (1, 3) OBP: 0.231, SLG: 0.421	1B		G2-3			BB 1B		F7		4	0	2	0	0	0	0					
<b>Phil Nevin, R</b> (1, 5) OBP: 0.373, SLG: 0.729	L7		1B 1B			F7-6-3 BB		G1-3		3	1	1	0	1	0	1					
<b>Eric Owens, R</b> (1, 8) OBP: 0.419, SLG: 0.410			G4-3			F7-6-3		F8 S BB		3	0	1	0	1	0	2					
<b>Bret Boone, R</b> (1, 4) OBP: 0.292, SLG: 0.391	G6-3		1B			F8		F8		4	0	1	1	0	0	1					
<b>Wiki Gonzalez, R</b> (1, 2) OBP: 0.393, SLG: 0.480	G4-3		G5-3			G4-3 2B		G5-3		4	1	1	0	0	0	3					
<b>Mike Darr, L</b> (1, 9)			G1-3			G4-3		G4-3		3	0	0	0	1	0	1					
<b>Woody Williams, R</b> (1, 1) OBP: 0.375, SLG: 0.333 <b>Carlos Almanzar, R</b> (8, 1)						G4-3				2	1	1	1	1	1	0					
<b>Ed Sprague, R</b> (8, PH) OBP: 0.333, SLG: 0.842 <b>Trevor Hoffman, R</b> (9, 1)			HR			K		K		1	0	0	0	0	1	2					
<b>Inning Stats</b>	R: 0 E: 0 K: 1 S: 10	H: 1 LOB: 1 BB: 0 P: 15	R: 0 E: 0 K: 0 S: 4	H: 0 LOB: 0 BB: 0 P: 7	R: 4 E: 0 K: 0 S: 14	H: 5 LOB: 2 BB: 1 P: 25	R: 0 E: 0 K: 1 S: 8	H: 0 LOB: 0 BB: 0 P: 12	R: 0 E: 0 K: 1 S: 6	H: 1 LOB: 1 BB: 1 P: 11	R: 1 E: 0 K: 1 S: 11	H: 2 LOB: 1 BB: 0 P: 14	R: 0 E: 0 K: 1 S: 7	H: 0 LOB: 2 BB: 2 P: 19	R: 0 E: 0 K: 1 S: 7	H: 0 LOB: 2 BB: 2 P: 19	1B: 5 2B: 3 3B: 0 HR: 2	SF: 0 SAC: 0 DP: 1 HBP: 0	WP: 0 PB: 0 SB: 1 CS: 0	PA: 36	
<b>PITCHER</b>	IP	WLS	BF	H	R	ER	SO	BB	IBB	HBP	BLK	WP	HR	S	P	ERA	WHIP				
<b>Jose Lima, R</b> (1, 1) ERA: 5.14	7.0	L	31	9	5	5	5	2	0	0	0	0	2	60	91	6.43	1.571				
<b>Mike Maddux, R</b> (8, 1) ERA: 6.0	1.0		5	0	0	0	1	2	0	0	0	0	0	7	19	0.00	2.000				





Batter	1	2	3	4	5	6	7	8	9	AB	R	H	RBI	BB	SO	LOB	TOP								
<b>Craig Biggio, R</b> OBP: 0.304, SLG: 0.410 (1, 4)	F3		P4		K		P4		1B	5	0	1	0	0	1	1	<b>Houston Astros @ San Diego Padres</b> Qualcomm Stadium, San Diego, CA Sun Apr 16 2000, 4:05 PM EDT Att: 46,352 - Sunny - 72 F								
<b>Roger Cedeno, S</b> OBP: 0.244, SLG: 0.250 (1, 8)	F7			E1	K		1B		F9	5	2	2	0	0	1	3									
<b>5 Jeff Bagwell, R</b> OBP: 0.340, SLG: 0.558 <b>Matt Mieske, R</b> (7, 7)	F8			1B	1B		F8		G4-1	3	0	1	0	1	0	1									
<b>Daryle Ward, L</b> OBP: 0.320, SLG: 0.652 (7, 3)		G6-3		1B	1B		G3-1			4	0	2	3	0	0	1									
<b>Richard Hidalgo, R</b> OBP: 0.419, SLG: 0.730 (1, 9)				K	F8				P4	3	0	0	0	0	1	4									
<b>Mitch Meluskey, S</b> OBP: 0.217, SLG: 0.238 (1, 2)				K			K		F7	4	0	1	0	0	2	2									
<b>Russ Johnson, R</b> OBP: 0.222, SLG: 0.125 (1, 5)				K			F2		K	2	0	0	0	0	2	3									
<b>Tim Bogar, R</b> OBP: 0.214, SLG: 0.342 <b>Jose Cabrera, R</b> (6, 1)				P5			E4		K	3	0	0	0	0	1	0									
<b>Jay Powell, R</b> (8, 1)										0	0	0	0	0	0	0									
<b>Billy Wagner, L</b> (8, 1)										0	0	0	0	0	0	0									
<b>Glen Barker, S</b> (9, PH)										1	0	0	0	0	1	0									
<b>Chris Holt, R</b> OBP: 0.250, SLG: 0.250 <b>Doug Henry, R</b> (4, 1)				P6			P4			1	0	0	0	0	0	0									
<b>Bill Spiers, L</b> OBP: 0.297, SLG: 0.313 <b>Julio Lugo, R</b> (6, PH)					5 BB	WP	1B		1B	2	1	1	0	1	0	1									
					1B				BB	2	0	0	0	1	0	0									
<b>Inning Stats</b>	R: 0 E: 0 K: 0 S: 5	H: 0 LOB: 0 BB: 0 P: 8	R: 0 E: 0 K: 1 S: 9	H: 1 LOB: 1 BB: 0 P: 16	R: 0 E: 0 K: 0 S: 8	H: 0 LOB: 0 BB: 0 P: 13	R: 1 E: 1 K: 3 S: 19	H: 3 LOB: 2 BB: 0 P: 30	R: 2 E: 0 K: 3 S: 20	H: 2 LOB: 2 BB: 1 P: 28	R: 0 E: 1 K: 1 S: 9	H: 0 LOB: 1 BB: 0 P: 15	R: 0 E: 0 K: 0 S: 8	H: 1 LOB: 0 BB: 0 P: 10	R: 0 E: 0 K: 1 S: 12	H: 0 LOB: 0 BB: 0 P: 16	R: 0 E: 0 K: 13 S: 13	H: 1 LOB: 2 BB: 1 P: 20	1B: 7 2B: 1 3B: 0 HR: 0	SF: 0 SAC: 0 DP: 0 HBP: 1	WP: 1 PB: 0 SB: 0 CS: 1	PA: 39			
<b>PITCHER</b>	IP	WLS	BF	H	R	ER	SO	BB	IBB	HBP	BLK	WP	HR	S	P	ERA	WHIP								
<b>Matt Clement, R</b> ERA: 2.61 <b>Will Cunnane, R</b> ERA: 4.75 <b>Kevin Walker, L</b> ERA: 13.5	(1, 1)	7.0	W	31	7	3	3	8	1	0	1	0	0	78	120	3.86	1.143								
	(8, 1)	1.0		3	0	0	0	1	0	0	0	0	0	12	16	0.00	0.000								
	(9, 1)	1.0		5	1	0	0	1	1	0	0	0	0	13	20	0.00	2.000								

Batter	1	2	3	4	5	6	7	8	9	AB	R	H	RBI	BB	SO	LOB	BOTTOM								
<b>Al Martin, L</b> OBP: 0.362, SLG: 0.556 (1, 7)	S		FC3-6	E4			HBP			5	5	4	2	0	0	0	<b>Houston Astros @ San Diego Padres</b> Qualcomm Stadium, San Diego, CA Sun Apr 16 2000, 4:05 PM EDT Att: 46,352 - Sunny - 72 F								
<b>Damian Jackson, R</b> OBP: 0.418, SLG: 0.460 (1, 6)	K		FC3-6	E			1B		F9	4	1	2	0	1	1	1									
<b>Ryan Klesko, L</b> OBP: 0.250, SLG: 0.442 <b>Will Cunnane, R</b> <b>Kevin Walker, L</b> (9, 1)	HR		FC3-6	E7			F3		F9	5	3	2	1	0	0	4									
<b>Phil Nevin, R</b> OBP: 0.400, SLG: 0.788 <b>Ed Sprague, R</b> OBP: 0.364, SLG: 0.842 (6, 5)	HR		HBP	1B			F9		1B	0	0	0	0	0	0	0									
<b>Eric Owens, R</b> OBP: 0.458, SLG: 0.455 (1, 8)	G1-3		HBP	1B					HBP	4	2	3	4	0	0	0									
<b>Bret Boone, R</b> OBP: 0.288, SLG: 0.388 <b>David Newhan, L</b> OBP: 0.294, SLG: 0.467 (7, 4)	G6-3		1B	SF9			F9		G3	0	0	0	0	0	0	0									
<b>Wiki Gonzalez, R</b> OBP: 0.406, SLG: 0.464 <b>John Roskos, R</b> (8, 3)			HBP	K					L4	3	0	1	0	0	2	4									
<b>Mike Darr, L</b> OBP: 0.222, SLG: 0.125 (1, 9)	K		1B	G4-6-3			F9		K	5	0	1	2	0	2	5									
<b>Matt Clement, R</b> (1, 1)										2	1	0	0	1	2	3									
<b>Ben Davis, S</b> OBP: 0.071, SLG: 0.071 (7, PH)	K		K		HR		F8		K	2	0	0	0	0	1	0									
<b>Inning Stats</b>	R: 3 E: 0 K: 1 S: 17	H: 3 LOB: 0 BB: 0 P: 29	R: 0 E: 0 K: 2 S: 8	H: 1 LOB: 0 BB: 0 P: 12	R: 4 E: 0 K: 1 S: 17	H: 5 LOB: 2 BB: 0 P: 23	R: 3 E: 2 K: 1 S: 14	H: 5 LOB: 0 BB: 0 P: 21	R: 2 E: 0 K: 0 S: 8	H: 1 LOB: 0 BB: 1 P: 16	R: 0 E: 0 K: 1 S: 11	H: 1 LOB: 0 BB: 0 P: 16	R: 1 E: 0 K: 0 S: 22	H: 2 LOB: 3 BB: 1 P: 34	R: 0 E: 0 K: 2 S: 7	H: 0 LOB: 0 BB: 0 P: 9	1B: 15 2B: 1 3B: 0 HR: 2	SF: 1 SAC: 0 DP: 1 HBP: 2	WP: 0 PB: 0 SB: 1 CS: 1	PA: 45					
<b>PITCHER</b>	IP	WLS	BF	H	R	ER	SO	BB	IBB	HBP	BLK	WP	HR	S	P	ERA	WHIP								
<b>Chris Holt, R</b> ERA: 12.56 <b>Doug Henry, R</b> ERA: 5.19 <b>Jose Cabrera, R</b> ERA: 8.59 <b>Jay Powell, R</b> ERA: 1.42 <b>Billy Wagner, L</b> ERA:	(1, 1)	3.0	L	22	12	10	9	4	1	0	0	0	1	17	31	9.00	2.000								
	(4, 1)	2.0		9	3	2	2	1	1	0	0	0	0	4	6	0.00	0.000								
	(6, 1)	2.0		11	3	1	1	1	1	0	1	0	0	33	50	4.50	2.000								
	(8, 1)	0.2		2	0	0	0	1	0	0	0	0	0	4	6	0.00	0.000								
	(8, 1)	0.1		1	0	0	0	1	0	0	0	0	0	3	3	0.00	0.000								

AB	36
R	3
H	8
RBI	3
BB	2
SO	10
LOB	18





Batter	1	2	3	4	5	6	7	8	9	AB	R	H	RBI	BB	SO	LOB	TOP			
<b>Al Martin, L</b> OBP: 0.381, SLG: 0.610 (1, 7)										5	0	3	0	0	0	1				
<b>Damian Jackson, R</b> OBP: 0.417, SLG: 0.473 (1, 6)										5	2	2	0	0	1	3				
<b>Ryan Klesko, L</b> OBP: 0.245, SLG: 0.479 (1, 3)										5	1	1	2	0	2	3				
<b>Phil Nevin, R</b> OBP: 0.390, SLG: 0.745 (1, 5)										3	0	0	0	1	1	1				
<b>Eric Owens, R</b> OBP: 0.442, SLG: 0.438 (1, 8)										4	0	1	1	0	0	2				
<b>Bret Boone, R</b> OBP: 0.304, SLG: 0.396 (1, 4)										4	1	2	0	0	1	0				
<b>Mike Darr, L</b> OBP: 0.308, SLG: 0.100 (1, 9)										2	0	0	0	2	1	0				
<b>Ben Davis, S</b> OBP: 0.118, SLG: 0.063 (1, 2)										2	0	0	0	1	2	3				
<b>Brian Meadows, R</b> (1, 1)										2	0	0	0	0	2	1				
<b>Tony Gwynn, L</b> OBP: 0.222, SLG: 0.250 (7, PH)										0	0	0	1	0	0	0				
<b>Donne Wall, R</b> (7, 1)										0	0	0	0	0	0	0				
<b>Ed Sprague, R</b> OBP: 0.348, SLG: 0.800 (9, PH)										1	0	0	0	0	1	0				
<b>Inning Stats</b>	R: 2 E: 0 K: 0 S: 14	H: 2 LOB: 0 BB: 0 P: 22	R: 0 E: 0 K: 2 S: 10	H: 0 LOB: 0 BB: 0 P: 15	R: 0 E: 0 K: 1 S: 10	H: 1 LOB: 0 BB: 0 P: 18	R: 0 E: 0 K: 1 S: 10	H: 0 LOB: 0 BB: 0 P: 16	R: 0 E: 0 K: 2 S: 11	H: 0 LOB: 1 BB: 1 P: 16	R: 0 E: 0 K: 0 S: 5	H: 1 LOB: 2 BB: 1 P: 10	R: 1 E: 0 K: 2 S: 16	H: 3 LOB: 3 BB: 1 P: 26	R: 0 E: 0 K: 3 S: 11	H: 1 LOB: 1 BB: 0 P: 18	1B: 4 2B: 4 3B: 0 HR: 1	SF: 1 SAC: 1 DP: 0 HBP: 0	WP: 0 PB: 0 SB: 1 CS: 1	PA: 40
<b>PITCHER</b>	IP	WLS	BF	H	R	ER	SO	BB	IBB	HBP	BLK	WP	HR	S	P	ERA	WHIP			
<b>Andy Benes, R</b> ERA: 5.08 (1, 1)	6.0	W	25	5	3	3	6	3	0	0	0	0	1	65	106	4.50	1.333			
<b>Heathcliff Slocumb, R</b> ERA: 2.7 (7, 1)	1.2	H	8	3	1	1	1	0	0	0	0	0	0	17	26	5.40	1.800			
<b>Dave Veres, R</b> ERA: 3.38 (8, 1)	1.1	S	6	1	0	0	4	1	0	0	0	0	0	17	29	0.00	1.500			

**San Diego Padres @ St. Louis Cardinals**  
 Busch Stadium, St. Louis, MO  
 Tue Apr 18 2000, 7:10 PM CDT  
 Att: 32,062 - Sunny - 66 F

livebaseballscores.com

AB 33  
 R 4  
 H 9  
 RBI 4  
 BB 4  
 SO 11  
 LOB 14



Batter	1	2	3	4	5	6	7	8	9	AB	R	H	RBI	BB	SO	LOB	BOTTOM			
<b>Fernando Vina, L</b> OBP: 0.471, SLG: 0.583 (1, 4)										4	0	1	0	0	0	1				
<b>Edgar Renteria, R</b> OBP: 0.386, SLG: 0.667 (1, 6)										4	2	3	1	0	0	1				
<b>Ray Lankford, L</b> OBP: 0.200, SLG: 0.240 (1, 7)										3	0	0	0	1	1	1				
<b>Eric Davis, R</b> OBP: 0.425, SLG: 0.516 (1, 9)										3	1	0	0	1	0	3				
<b>15 Jim Edmonds, L</b> OBP: 0.578, SLG: 0.936 (1, 8)										4	1	3	2	0	0	2				
<b>Fernando Tatis, R</b> OBP: 0.423, SLG: 0.568 (1, 5)										4	1	2	1	0	0	2				
<b>Dave Veres, R</b> (8, 1)										0	0	0	0	0	0	0				
<b>Craig Paquette, R</b> OBP: 0.308, SLG: 0.595 (1, 3)										4	0	0	0	0	0	2				
<b>Mike Matheny, R</b> OBP: 0.409, SLG: 0.541 (1, 2)										3	0	1	1	1	0	0				
<b>Andy Benes, R</b> OBP: 0.250, SLG: 0.250 (1, 1)										2	0	0	0	0	2	0				
<b>Heathcliff Slocumb, R</b> (7, 1)										0	0	0	0	0	0	0				
<b>Placido Polanco, R</b> OBP: 0.440, SLG: 0.880 (8, 5)										1	0	0	0	0	0	1				
<b>Inning Stats</b>	R: 0 E: 1 K: 0 S: 12	H: 1 LOB: 2 BB: 1 P: 23	R: 1 E: 0 K: 1 S: 9	H: 1 LOB: 0 BB: 0 P: 13	R: 3 E: 0 K: 1 S: 18	H: 3 LOB: 1 BB: 1 P: 32	R: 0 E: 0 K: 1 S: 9	H: 1 LOB: 1 BB: 0 P: 16	R: 0 E: 0 K: 0 S: 8	H: 1 LOB: 1 BB: 0 P: 12	R: 0 E: 0 K: 0 S: 6	H: 1 LOB: 1 BB: 0 P: 9	R: 1 E: 0 K: 0 S: 9	H: 2 LOB: 1 BB: 0 P: 16	R: 0 E: 0 K: 0 S: 5	H: 0 LOB: 0 BB: 1 P: 11	1B: 4 2B: 6 3B: 0 HR: 1	SF: 0 SAC: 1 DP: 1 HBP: 0	WP: 0 PB: 0 SB: 1 CS: 0	PA: 36
<b>PITCHER</b>	IP	WLS	BF	H	R	ER	SO	BB	IBB	HBP	BLK	WP	HR	S	P	ERA	WHIP			
<b>Brian Meadows, R</b> ERA: 4.91 (1, 1)	6.0	L	28	8	4	4	3	2	0	0	0	0	0	62	105	6.00	1.667			
<b>Donne Wall, R</b> ERA: 4.66 (7, 1)	2.0		8	2	1	1	0	1	0	0	0	0	0	14	27	4.50	1.500			

**San Diego Padres @ St. Louis Cardinals**  
 Busch Stadium, St. Louis, MO  
 Tue Apr 18 2000, 7:10 PM CDT  
 Att: 32,062 - Sunny - 66 F

livebaseballscores.com

AB 32  
 R 5  
 H 10  
 RBI 5  
 BB 3  
 SO 3  
 LOB 13





Batter	1	2	3	4	5	6	7	8	9	AB	R	H	RBI	BB	SO	LOB	TOP								
<b>Al Martin, L</b> OBP: 0.373, SLG: 0.587 (1, 7)										4	0	1	0	0	2	0									
<b>Damian Jackson, R</b> OBP: 0.496, SLG: 0.492 (1, 6)										4	1	1	0	0	1	1									
<b>Tony Gwynn, L</b> OBP: 0.182, SLG: 0.200 (1, 9)										4	0	0	1	0	0	0									
<b>Phil Nevin, R</b> OBP: 0.387, SLG: 0.724 (1, 5)										3	0	1	0	0	1	0									
<b>Ryan Klesko, L</b> OBP: 0.231, SLG: 0.451 (1, 3)										3	0	0	0	0	0	1									
<b>Bret Boone, R</b> OBP: 0.288, SLG: 0.375 (1, 4)										3	0	0	0	0	0	0									
<b>Eric Owens, R</b> OBP: 0.436, SLG: 0.431 (1, 8)										3	1	1	0	0	1	0									
<b>Wiki Gonzalez, R</b> OBP: 0.429, SLG: 0.581 (1, 2)										3	1	2	2	0	0	0									
<b>Sterling Hitchcock, L</b> (1, 1)										2	0	0	0	0	2	1									
<b>Will Cunnane, R</b> (7, 1)										0	0	0	0	0	0	0									
<b>Ed Sprague, R</b> OBP: 0.333, SLG: 0.762 (8, PH)										1	0	0	0	0	0	0									
<b>Kevin Walker, L</b> (8, 1)										0	0	0	0	0	0	0									
<b>Carlos Almanzar, R</b> (8, 1)										0	0	0	0	0	0	0									
<b>Inning Stats</b>	R: 0 H: 0 E: 0 K: 2 S: 8	H: 0 LOB: 0 BB: 0 P: 12	R: 0 H: 1 E: 0 K: 0 S: 9	LOB: 0 BB: 0 P: 14	R: 0 H: 1 E: 0 K: 2 S: 11	LOB: 0 BB: 0 P: 14	R: 0 H: 0 E: 0 K: 0 S: 4	H: 0 LOB: 0 BB: 0 P: 6	R: 0 H: 0 E: 0 K: 1 S: 6	H: 0 LOB: 0 BB: 0 P: 12	R: 0 H: 0 E: 0 K: 1 S: 8	H: 0 LOB: 0 BB: 0 P: 11	R: 1 H: 1 E: 0 K: 1 S: 13	H: 1 LOB: 0 BB: 0 P: 18	R: 2 H: 2 E: 0 K: 0 S: 9	H: 2 LOB: 0 BB: 0 P: 15	R: 0 H: 1 E: 0 K: 0 S: 9	H: 1 LOB: 0 BB: 0 P: 14	1B: 4 2B: 0 3B: 1 HR: 1	SF: 0 SAC: 0 DP: 2 HBP: 0	WP: 0 PB: 0 SB: 0 CS: 1	PA: 31			
<b>PITCHER</b>	IP	WLS	BF	H	R	ER	SO	BB	IBB	HBP	BLK	WP	HR	S	P	ERA	WHIP								
<b>Darryl Kile, R</b> ERA: 6.86 (1, 1)	8.0	W	27	5	3	3	7	0	0	0	0	0	1	68	102	3.38	0.625								
<b>Dave Veres, R</b> ERA: 3.0 (9, 1)	1.0	S	3	1	0	0	0	0	0	0	0	0	0	9	14	0.00	1.000								

**San Diego Padres @ St. Louis Cardinals**  
 Busch Stadium, St. Louis, MO  
 Wed Apr 19 2000, 7:10 PM CDT  
 Att: 27,997 - Cloudy - 85 F

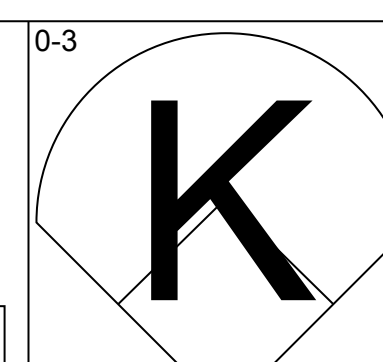
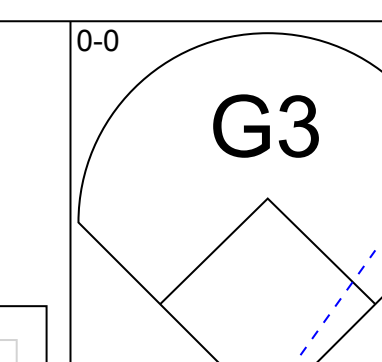
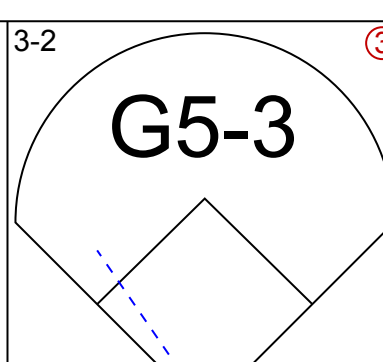
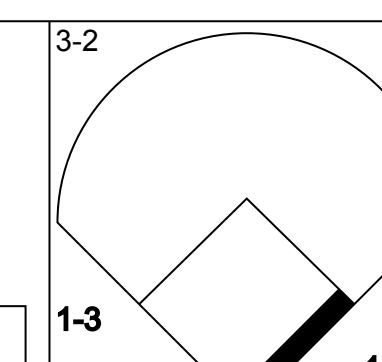
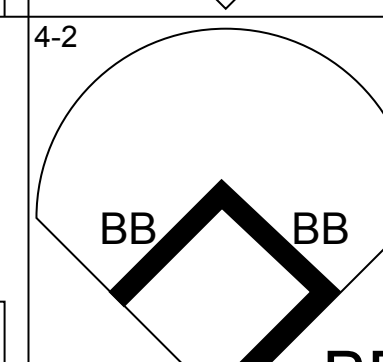
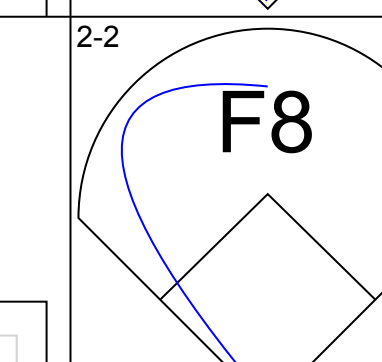

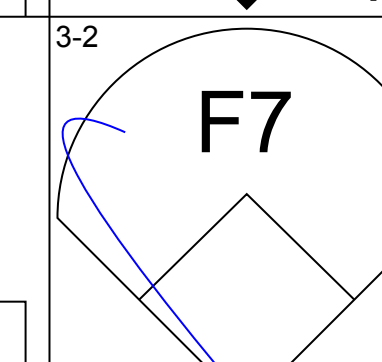
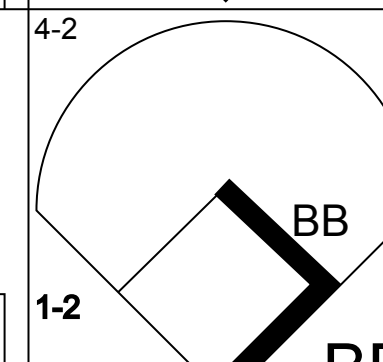
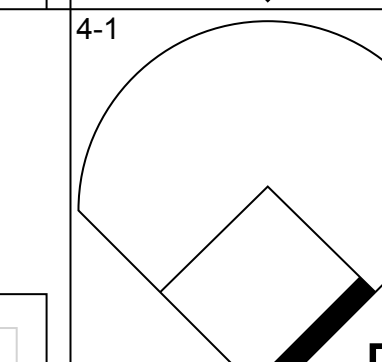


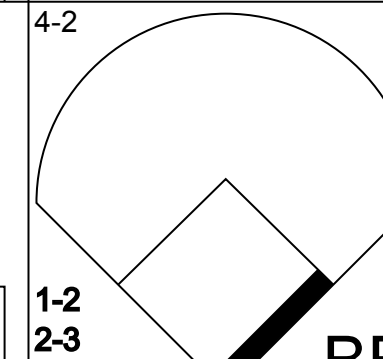
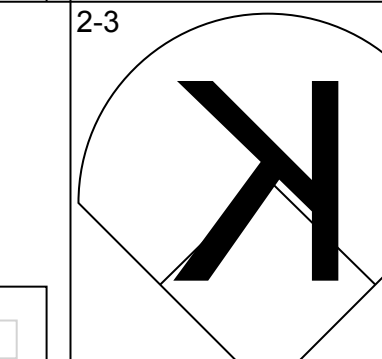


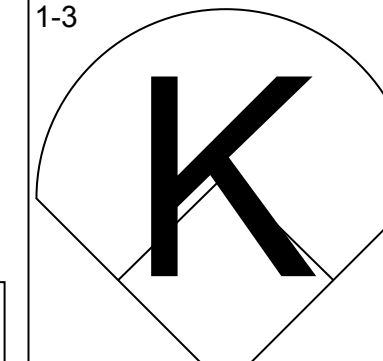


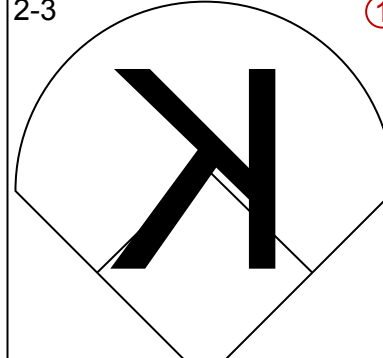
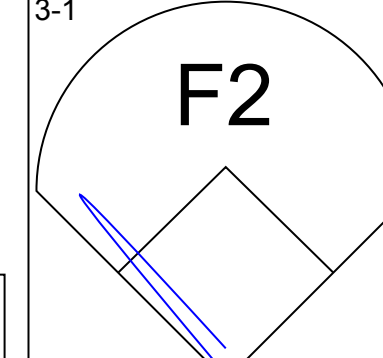
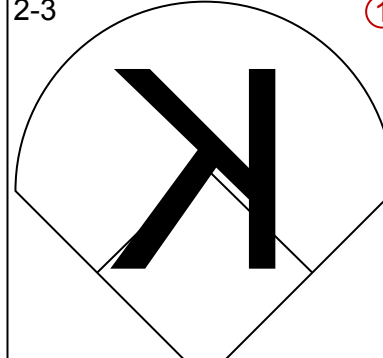

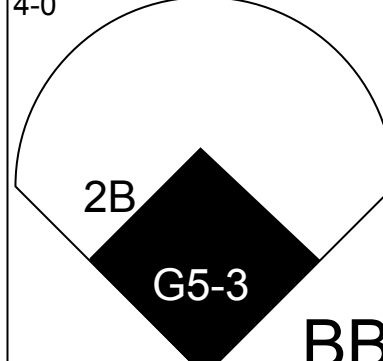
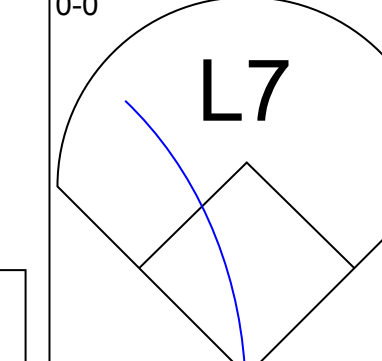


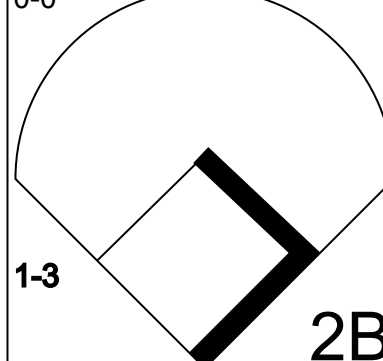
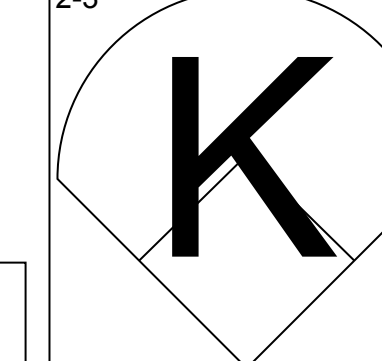


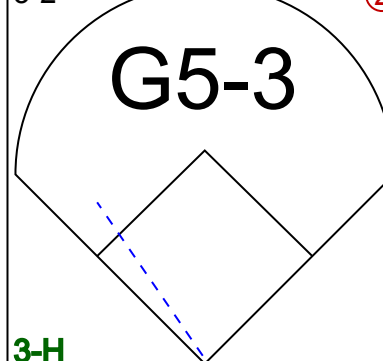
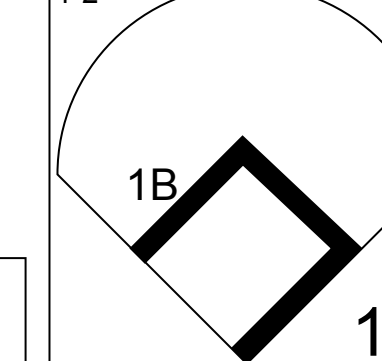
AB 30  
 R 3  
 H 6  
 RBI 3  
 BB 0  
 SO 7  
 LOB 3

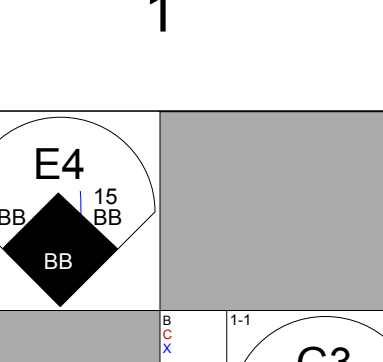

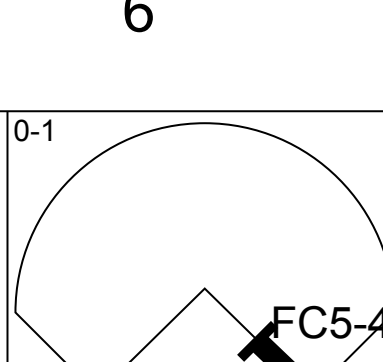
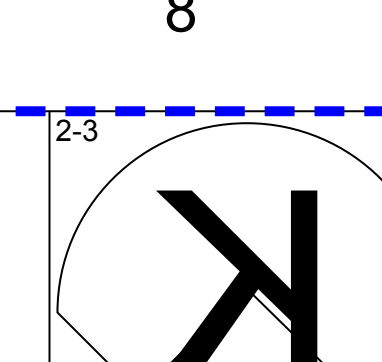
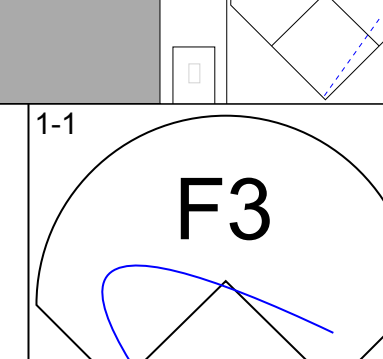


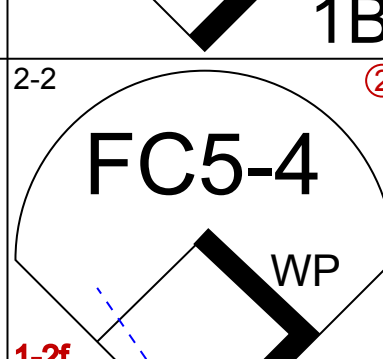
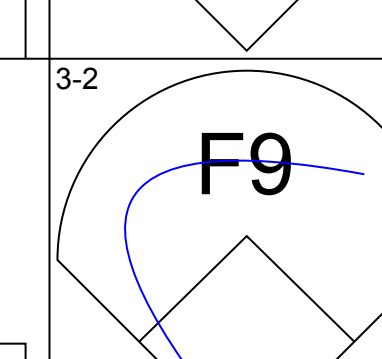
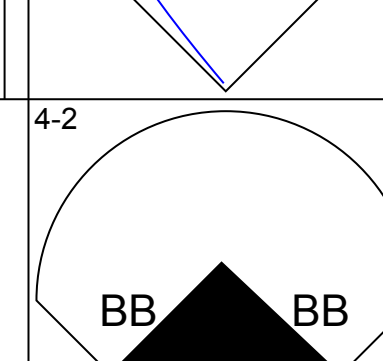


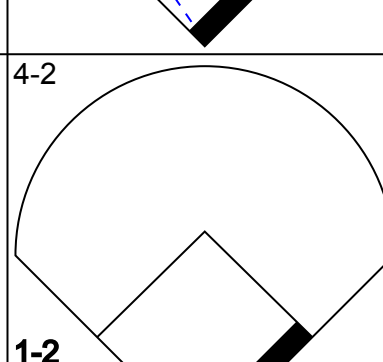
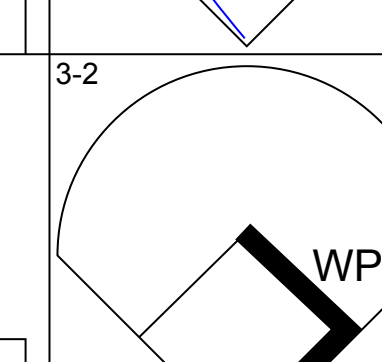
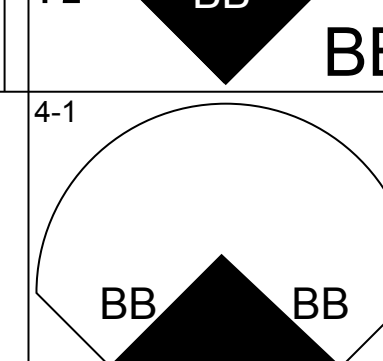


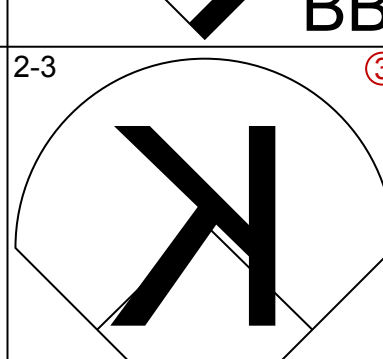
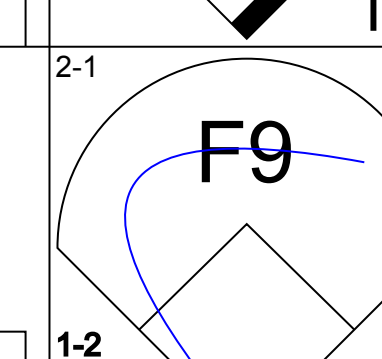
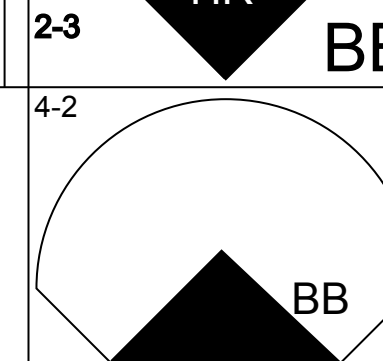
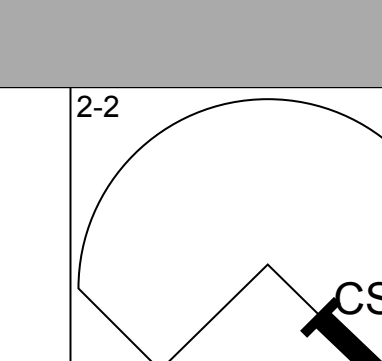
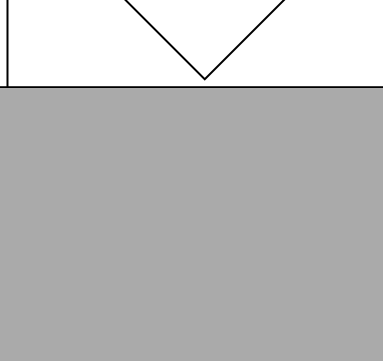
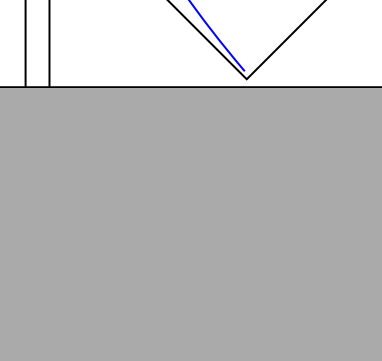
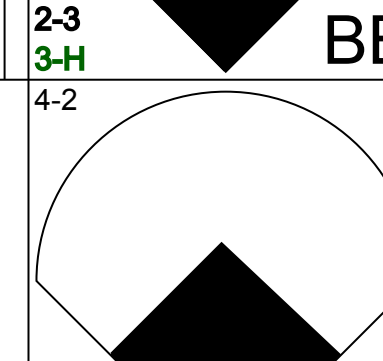
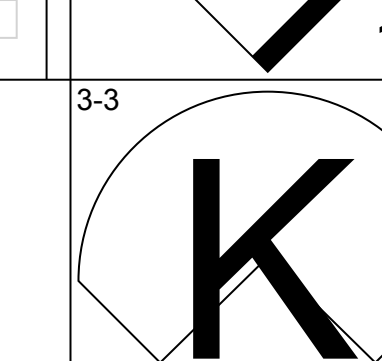
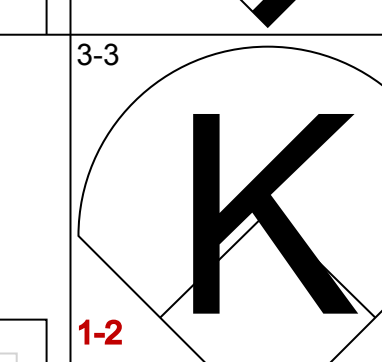


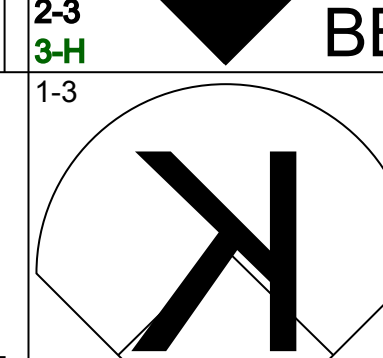
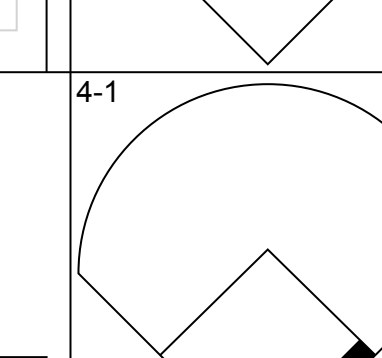
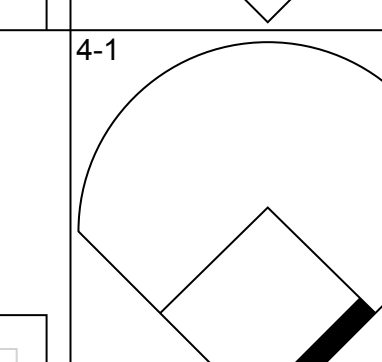


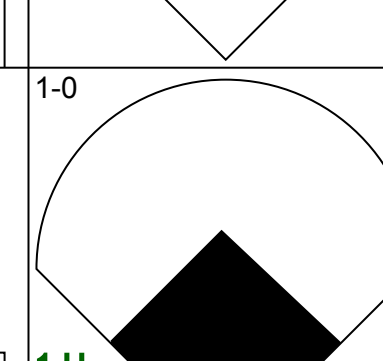
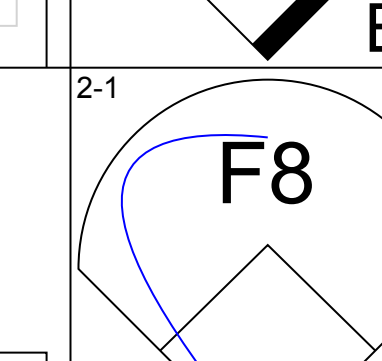


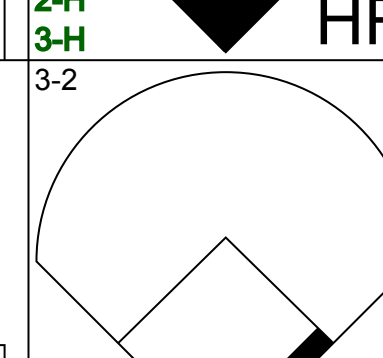
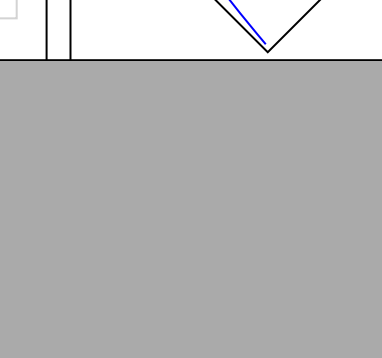
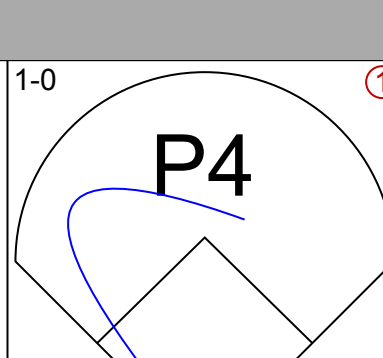

Batter	1	2	3	4	5	6	7	8	9	AB	R	H	RBI	BB	SO	LOB	BOTTOM								
<b>Fernando Vina, L</b> OBP: 0.458, SLG: 0.563 (1, 4)										4	1	1	0	0	0	2									
<b>Edgar Renteria, R</b> OBP: 0.410, SLG: 0.654 (1, 6)										1	0	0	0	3	0	0									
<b>Craig Paquette, R</b> OBP: 0.302, SLG: 0.561 (1, 3)										4	0	1	0	0	1	4									
<b>Eric Davis, R</b> OBP: 0.432, SLG: 0.514 (1, 9)										4	0	2	2	0	1	2									
<b>J.D. Drew, L</b> OBP: 0.636, SLG: 1.375 (8, 9)										0	0	0	0	0	0	0									
<b>15 Jim Edmonds, L</b> OBP: 0.544, SLG: 0.863 (1, 8)										4	0	0	0	0	3	3									
<b>Fernando Tatis, R</b> OBP: 0.446, SLG: 0.646 (1, 5)										4	1	3	1	0	1	0									
<b>Shawon Dunston, R</b> OBP: 0.250, SLG: 0.625 (1, 7)										4	1	1	1	0	2	2									
<b>Mike Matheny, R</b> OBP: 0.417, SLG: 0.525 (1, 2)										3	0	1	0	1	1	1									
<b>Darryl Kile, R</b> (1, 1)										3	1	0	0	0	2	3									
<b>Dave Veres, R</b> (9, 1)										0	0	0	0	0	0	0									
<b>Inning Stats</b>	R: 0 H: 0 E: 0 K: 0 S: 9	H: 0 LOB: 1 BB: 1 P: 16	R: 0 H: 0 E: 0 K: 2 S: 9	LOB: 0 BB: 0 P: 14	R: 2 H: 2 E: 0 K: 2 S: 16	H: 2 LOB: 2 BB: 2 P: 31	R: 0 H: 2 E: 0 K: 2 S: 13	H: 2 LOB: 2 BB: 0 P: 22	R: 0 H: 1 E: 0 K: 1 S: 9	H: 1 LOB: 1 BB: 0 P: 14	R: 2 H: 2 E: 0 K: 2 S: 15	H: 2 LOB: 0 BB: 0 P: 25	R: 0 H: 1 E: 0 K: 1 S: 9	H: 1 LOB: 0 BB: 1 P: 17	R: 0 H: 1 E: 0 K: 1 S: 10	H: 1 LOB: 1 BB: 0 P: 16	R: 0 H: 1 E: 0 K: 1 S: 10	H: 1 LOB: 1 BB: 0 P: 16	1B: 7 2B: 0 3B: 0 HR: 2	SF: 0 SAC: 0 DP: 0 HBP: 0	WP: 0 PB: 0 SB: 1 CS: 2	PA: 36			
<b>PITCHER</b>	IP	WLS	BF	H	R	ER	SO	BB	IBB	HBP	BLK	WP	HR	S	P	ERA	WHIP								
<b>Sterling Hitchcock, L</b> ERA: 4.25 (1, 1)	6.0	L	28	7	4	4	9	3	0	0	0	0	2	71	122	6.00	1.667								
<b>Will Cunnane, R</b> ERA: 4.05 (7, 1)	1.0		3	1	0	0	1	1	0	0	0	0	0	9	17	0.00	2.000								
<b>Kevin Walker, L</b> ERA: 10.5 (8, 1)	0.1		1	0	0	0	1	0	0	0	0	0	0	3	6	0.00	0.000								
<b>Carlos Almanzar, R</b> ERA: (8, 1)	0.2		3	1	0	0	0	0	0	0	0	0	0	7	10	0.00	1.500								

**San Diego Padres @ St. Louis Cardinals**  
 Busch Stadium, St. Louis, MO  
 Wed Apr 19 2000, 7:10 PM CDT  
 Att: 27,997 - Cloudy - 85 F

AB 31  
 R 4  
 H 9  
 RBI 4  
 BB 4  
 SO 11  
 LOB 17



Batter	1	2	3	4	5	6	7	8	9	AB	R	H	RBI	BB	SO	LOB	TOP			
<b>Al Martin, L</b> OBP: 0.375, SLG: 0.574 (1, 7)										5	0	2	0	0	1	1	<b>San Diego Padres @ St. Louis Cardinals</b> Busch Stadium, St. Louis, MO Thu Apr 20 2000, 7:10 PM CDT Att: 32,510 - Cloudy - 52 F			
<b>Damian Jackson, R</b> OBP: 0.406, SLG: 0.468 (1, 6)										3	0	0	0	2	0	2				
<b>Eric Owens, R</b> OBP: 0.433, SLG: 0.407 (1, 8)										3	0	0	0	2	0	2				
<b>Phil Nevin, R</b> OBP: 0.391, SLG: 0.712 <b>David Newhan, L</b> OBP: 0.350, SLG: 0.438 (3, 5)										1	0	0	0	1	1	1				
<b>Ed Sprague, R</b> OBP: 0.296, SLG: 0.667 <b>Kevin Walker, L</b> OBP: 1.000, SLG: 1.000 <b>Will Cunnane, R</b> (7, 1) <b>Matt Whisenant, R</b> (8, 1)										3	0	0	0	0	1	6				
<b>Ryan Klesko, L</b> OBP: 0.226, SLG: 0.442 (9, PH)										1	0	0	0	0	0	0				
<b>Bret Boone, R</b> OBP: 0.278, SLG: 0.362 <b>Mike Darr, L</b> OBP: 0.267, SLG: 0.083 (5, 9)										2	0	0	0	0	3	3				
<b>Wiki Gonzalez, R</b> OBP: 0.462, SLG: 0.576 (1, 2)										2	1	1	0	2	0	0				
<b>John Roskos, R</b> OBP: 0.071, SLG: 0.143 (5, 3)										4	0	1	0	0	2	2				
<b>Brian Boehringer, S</b> OBP: 0.250, SLG: 0.500 <b>Vicente Palacios, R</b> (4, 1) <b>Chris Gomez, R</b> OBP: 0.375, SLG: 0.286 (4, 4)										1	0	0	0	0	0	1				
<b>Inning Stats</b>	R: 0 E: 0 K: 2 S: 20	H: 0 LOB: 3 P: 36	R: 0 E: 0 K: 1 S: 9	H: 1 LOB: 0 BB: 0 P: 15	R: 0 E: 0 K: 1 S: 9	H: 0 LOB: 1 BB: 1 P: 17	R: 0 E: 0 K: 0 S: 8	H: 0 LOB: 1 BB: 2 P: 16	R: 0 E: 0 K: 1 S: 10	H: 1 LOB: 3 BB: 2 P: 22	R: 0 E: 0 K: 0 S: 9	H: 1 LOB: 2 BB: 1 P: 19	R: 0 E: 0 K: 1 S: 15	H: 2 LOB: 2 BB: 0 P: 24	R: 0 E: 0 K: 0 S: 3	H: 0 LOB: 0 BB: 0 P: 3	1B: 5 2B: 1 3B: 0 HR: 0	SF: 0 SAC: 0 DP: 1 HBP: 0	WP: 0 PB: 1 SB: 0 CS: 0	PA: 41
<b>PITCHER</b>	IP	WLS	BF	H	R	ER	SO	BB	IBB	HBP	BLK	WP	HR	S	P	ERA	WHIP			
<b>Rick Ankiel, L</b> ERA: 3.0 (1, 1)	5.0	W	23	2	0	0	4	7	0	0	0	0	0	59	110	0.00	1.800			
<b>Gene Stechschulte, R</b> ERA: 9.0 (6, 1)	1.0		5	1	1	1	1	1	0	0	0	0	0	10	22	9.00	2.000			
<b>Mike Mohler, L</b> ERA: 10.39 (7, 1)	1.0		5	1	0	0	0	1	0	0	0	0	0	9	19	0.00	2.000			
<b>David Wainhouse, R</b> ERA: 8.59 (8, 1)	1.0		5	2	0	0	1	0	0	0	0	0	0	15	24	0.00	2.000			
<b>Mike James, R</b> ERA: (9, 1)	1.0		3	0	0	0	0	0	0	0	0	0	0	3	3	0.00	0.000			

Batter	1	2	3	4	5	6	7	8	9	AB	R	H	RBI	BB	SO	LOB	BOTTOM			
<b>Fernando Vina, L</b> OBP: 0.449, SLG: 0.543 (1, 4)										6	2	2	0	0	1	1	<b>San Diego Padres @ St. Louis Cardinals</b> Busch Stadium, St. Louis, MO Thu Apr 20 2000, 7:10 PM CDT Att: 32,510 - Cloudy - 52 F			
<b>Edgar Renteria, R</b> OBP: 0.385, SLG: 0.607 <b>Placido Polanco, R</b> OBP: 0.407, SLG: 0.630 (6, 6)										4	0	0	0	0	1	3				
<b>15 Jim Edmonds, L</b> OBP: 0.542, SLG: 0.833 <b>Mike Matheny, R</b> OBP: 0.440, SLG: 0.537 (6, 3)										3	2	1	0	1	2	2				
<b>Mark McGwire, R</b> OBP: 0.484, SLG: 0.650 <b>Craig Paquette, R</b> OBP: 0.299, SLG: 0.535 (6, 5)										2	2	0	0	2	0	1				
<b>Ray Lankford, L</b> OBP: 0.267, SLG: 0.269 (1, 7)										2	2	2	3	3	0	0				
<b>Fernando Tatis, R</b> OBP: 0.497, SLG: 0.660 <b>Gene Stechschulte, R</b> (6, 1) <b>Mike Mohler, R</b> OBP: 1.000, SLG: 1.000 <b>David Wainhouse, L</b> (8, 1) <b>Mike James, R</b> (9, 1)										2	1	1	4	2	1	1				
<b>J.D. Drew, L</b> OBP: 0.593, SLG: 1.150 (6, 8)										4	0	1	1	1	3	6				
<b>Eli Marrero, R</b> OBP: 0.400, SLG: 0.857 (1, 2)										5	2	2	5	0	0	6				
<b>Rick Ankiel, L</b> OBP: 0.556, SLG: 1.111 <b>Thomas Howard, S</b> OBP: 0.444, SLG: 1.125 (6, 9)										3	2	3	1	0	0	0				
<b>Inning Stats</b>	R: 6 E: 1 K: 1 S: 21	H: 2 LOB: 1 BB: 4 P: 44	R: 0 E: 0 K: 1 S: 7	H: 0 LOB: 0 BB: 0 P: 9	R: 0 E: 0 K: 1 S: 9	H: 1 LOB: 1 BB: 1 P: 20	R: 4 E: 0 K: 2 S: 15	H: 4 LOB: 1 BB: 1 P: 27	R: 4 E: 0 K: 1 S: 22	H: 4 LOB: 3 BB: 2 P: 37	R: 0 E: 0 K: 1 S: 11	H: 1 LOB: 2 BB: 1 P: 20	R: 0 E: 0 K: 2 S: 14	H: 1 LOB: 2 BB: 1 P: 23	R: 0 E: 0 K: 1 S: 12	H: 1 LOB: 1 BB: 0 P: 22		1B: 10 2B: 2 3B: 0 HR: 3	SF: 0 SAC: 0 DP: 1 HBP: 0	WP: 2 PB: 0 SB: 0 CS: 1
<b>PITCHER</b>	IP	WLS	BF	H	R	ER	SO	BB	IBB	HBP	BLK	WP	HR	S	P	ERA	WHIP			
<b>Brian Boehringer, R</b> ERA: 6.08 (1, 1)	3.0	L	19	5	8	3	3	5	0	0	0	0	2	29	49	21.60	3.600			
<b>Kevin Walker, L</b> ERA: 6.0 (5, 1)	1.1		8	2	0	0	1	2	0	0	0	1	0	16	31	0.00	3.000			
<b>Will Cunnane, R</b> ERA: 3.52 (7, 1)	1.0		5	1	0	0	2	1	0	0	0	0	0	14	23	0.00	2.000			
<b>Matt Whisenant, L</b> ERA: (8, 1)	1.0		4	1	0	0	1	0	0	0	0	1	0	12	22	0.00	1.000			





Batter	1	2	3	4	5	6	7	8	9	AB	R	H	RBI	BB	SO	LOB	TOP										
<b>Al Martin, L</b> OBP: 0.351, SLG: 0.534 (1, 7)										5	0	0	0	0	1	3											
<b>Damian Jackson, R</b> OBP: 0.405, SLG: 0.493 (1, 6)										5	0	2	0	0	2	2											
<b>Tony Gwynn, L</b> OBP: 0.192, SLG: 0.174 (1, 9) <b>Mike Darr, L</b> OBP: 0.250, SLG: 0.077 (7, PR) (7, 9)										3	0	0	0	1	0	1											
<b>Phil Nevin, R</b> OBP: 0.377, SLG: 0.688 (1, 5)										5	1	1	0	0	1	3											
<b>Ryan Klesko, L</b> OBP: 0.259, SLG: 0.482 (1, 3)										4	3	2	1	1	2	1											
<b>Bret Boone, R</b> OBP: 0.308, SLG: 0.419 (1, 4)										4	3	3	1	0	0	0											
<b>Eric Owens, R</b> OBP: 0.438, SLG: 0.414 (1, 8)										4	0	2	1	0	0	2											
<b>Wiki Gonzalez, R</b> OBP: 0.442, SLG: 0.541 (1, 2)										4	0	1	3	0	0	3											
<b>Woody Williams, R</b> OBP: 0.273, SLG: 0.250 (1, 1) <b>David Newhan, L</b> OBP: 0.381, SLG: 0.438 (8, PH) <b>Carlos Almanzar, R</b> OBP: 0.250, SLG: 0.333 (8, 1) <b>Trevor Hoffman, R</b> OBP: 0.250, SLG: 0.333 (9, 1)										2	0	0	1	0	1	1											
<b>Inning Stats</b>	R: 0 E: 0 K: 1 S: 7	H: 0 LOB: 0 BB: 0 P: 8	R: 2 E: 0 K: 1 S: 17	H: 3 LOB: 1 BB: 0 P: 23	R: 0 E: 0 K: 0 S: 3	H: 0 LOB: 0 BB: 0 P: 4	R: 3 E: 0 K: 1 S: 13	H: 4 LOB: 1 BB: 0 P: 20	R: 0 E: 0 K: 0 S: 6	H: 0 LOB: 0 BB: 0 P: 10	R: 0 E: 0 K: 0 S: 9	H: 1 LOB: 2 BB: 1 P: 20	R: 2 E: 0 K: 1 S: 16	H: 2 LOB: 2 BB: 2 P: 28	R: 0 E: 0 K: 3 S: 11	H: 0 LOB: 0 BB: 0 P: 18	1B: 4 2B: 7 3B: 0 HR: 0	SF: 1 SAC: 0 DP: 0 HBP: 0	WP: 0 PA: 41 PB: 0 SB: 1 CS: 0								
<b>PITCHER</b>	IP	WLS	BF	H	R	ER	SO	BB	IBB	HBP	BLK	WP	HR	S	P	ERA	WHIP										
<b>Jose Lima, R</b> ERA: 5.88 (1, 1)	5.0	L	23	8	5	5	4	0	0	0	0	0	0	47	66	9.00	1.600										
<b>Mike Maddux, R</b> ERA: 4.0 (8, 1)	2.0		8	1	0	0	0	1	0	0	0	0	0	15	30	0.00	1.000										
<b>Jose Cabrera, R</b> ERA: 9.72 (8, 1)	0.1		4	2	2	2	0	1	0	0	0	0	0	9	14	54.00	9.000										
<b>Jay Powell, R</b> ERA: 2.0 (8, 1)	1.2		6	0	0	0	4	1	0	0	0	0	0	18	32	0.00	0.600										

San Diego Padres @ Houston Astros  
Enron Field, Houston, TX  
Fri Apr 21 2000, 8:05 PM EDT  
Att: 42,092 - Sunny - 82 F

AB 37  
R 7  
H 11  
RBI 7  
BB 3  
SO 8  
LOB 16



Batter	1	2	3	4	5	6	7	8	9	AB	R	H	RBI	BB	SO	LOB	BOTTOM										
<b>Craig Biggio, R</b> OBP: 0.393, SLG: 0.373 (1, 4)										3	0	1	0	2	1	1											
<b>Roger Cedeno, S</b> OBP: 0.287, SLG: 0.245 (1, 8)										4	0	0	0	1	1	3											
<b>5 Jeff Bagwell, R</b> OBP: 0.406, SLG: 0.679 (1, 3)										5	2	3	1	0	2	3											
<b>Ken Caminiti, S</b> OBP: 0.395, SLG: 0.433 (1, 5)										3	0	0	0	1	1	3											
<b>Richard Hidalgo, R</b> OBP: 0.404, SLG: 0.625 (1, 9)										4	0	0	0	0	2	2											
<b>Danyle Ward, L</b> OBP: 0.316, SLG: 0.515 (1, 7)										2	0	1	0	2	0	0											
<b>Tony Eusebio, R</b> OBP: 0.324, SLG: 0.200 (1, 2)										2	0	0	1	1	1	2											
<b>Tim Lincecum, R</b> OBP: 0.224, SLG: 0.302 (1, 6)										4	0	0	0	0	1	3											
<b>Jose Lima, R</b> ERA: 5.88 (1, 1) <b>Russ Johnson, R</b> ERA: 0.00 (5, PH) <b>Mike Maddux, L</b> ERA: 4.0 (8, 1) <b>Bill Spillers, L</b> OBP: 0.197, SLG: 0.091 (7, PH) <b>Jose Cabrera, R</b> OBP: 0.250, SLG: 0.333 (8, 1) <b>Jay Powell, R</b> ERA: 2.0 (8, 1) <b>Mitch Meluskey, S</b> ERA: 1.5 (9, PH)										1	0	0	0	0	0	0											
<b>Inning Stats</b>	R: 0 E: 0 K: 1 S: 10	H: 1 LOB: 1 BB: 0 P: 15	R: 0 E: 0 K: 2 S: 10	H: 0 LOB: 1 BB: 1 P: 17	R: 0 E: 0 K: 1 S: 10	H: 0 LOB: 2 BB: 2 P: 20	R: 0 E: 0 K: 0 S: 8	H: 0 LOB: 0 BB: 1 P: 15	R: 0 E: 0 K: 3 S: 16	H: 2 LOB: 1 BB: 0 P: 22	R: 0 E: 0 K: 0 S: 9	H: 1 LOB: 1 BB: 0 P: 12	R: 1 E: 0 K: 0 S: 14	H: 1 LOB: 2 BB: 2 P: 28	R: 0 E: 0 K: 2 S: 9	H: 1 LOB: 1 BB: 0 P: 14	1B: 4 2B: 1 3B: 0 HR: 1	SF: 1 SAC: 0 DP: 1 HBP: 0	WP: 0 PA: 39 PB: 0 SB: 1 CS: 0								
<b>PITCHER</b>	IP	WLS	BF	H	R	ER	SO	BB	IBB	HBP	BLK	WP	HR	S	P	ERA	WHIP										
<b>Woody Williams, R</b> ERA: 3.28 (1, 1)	7.0	W	29	4	1	1	7	5	0	0	0	0	0	70	114	1.29	1.286										
<b>Carlos Almanzar, R</b> ERA: 0.87 (8, 1)	1.0		6	1	1	1	0	2	0	0	0	0	0	14	28	9.00	3.000										
<b>Trevor Hoffman, R</b> ERA: 1.5 (9, 1)	1.0		4	1	0	0	2	0	0	0	0	0	0	9	14	0.00	1.000										

San Diego Padres @ Houston Astros  
Enron Field, Houston, TX  
Fri Apr 21 2000, 8:05 PM EDT  
Att: 42,092 - Sunny - 82 F

AB 31  
R 2  
H 6  
RBI 2  
BB 7  
SO 9  
LOB 17






Batter	1	2	3	4	5	6	7	8	9	10	AB	R	H	RBI	BB	SO	LOB	TOP	
<b>Al Martin, L</b> OBP: 0.361, SLG: 0.582 (1, 7)	G4-3 SF8 2B	3-2 CS 1B			1-1 HR		3-3 K		0-0 F8	2-3 K	6	2	3	1	0	2	3		
<b>Damian Jackson, R</b> OBP: 0.405, SLG: 0.479 (1, 6)	G4-3	1-2 CS	1-0 P4		1-2 P4		2-0 1B		4-2 BB		4	0	1	0	1	0	1		
<b>Tony Gwynn, L</b> OBP: 0.194, SLG: 0.222 (1, 9)	SF8		1-0 WP G1-4-3 2B		1-1 P6		0-0 F9		1-2 G4-3		4	1	1	1	0	0	3		
<b>Phil Nevin, R</b> OBP: 0.392, SLG: 0.696 (1, 5)	FC6-4 1B		1-0 G1-4-3		0-2 HR 2B		1-3 K		2-0 WP 2B 1B		5	2	3	1	0	1	1		
<b>Ryan Klesko, L</b> OBP: 0.270, SLG: 0.517 (1, 3)	FC6-4 BB		1-2 G3-1		2-0 HR		0-0 G4-3		2-3 K		4	1	1	2	1	1	1		
<b>Bret Boone, R</b> OBP: 0.300, SLG: 0.403 (1, 4)	FC6-4			2-0 G6-4-3 1B		1-3 K		3-2 F8		3-3 K	5	0	1	0	0	2	3		
<b>Eric Owens, R</b> OBP: 0.449, SLG: 0.419 (1, 8)		1-1 E SH3-4 1B		1-2 G6-4-3		1-2 1B		2-0 F9		4-0 2B BB	4	2	2	0	1	0	1		
<b>Carlos Hernandez, R</b> OBP: 0.462, SLG: 0.538 (1, 2)		0-3 SAFE K		0-0 F8		0-3 K		2-3 K		0-0 2B	5	0	1	2	0	3	2		
<b>Matt Clement, R</b> Donne Wall, R Matt Whisenant, R Carlos Almanzar, R Ed Sprague, R Will Cunnane, R John Rosario, R Trever Hoffman, R (1, 11) (6, 1) (7, 1) (7, 1) (8, PH) (8, 1) (10, PH) (10, 1)		1-0 SH3-4			3-2 G4-3		2-3 K		1-1 2B	4-0 BB	2	0	0	1	0	1	1		
<b>Inning Stats</b>	R: 1 E: 0 K: 0 S: 11	H: 2 LOB: 2 BB: 1 P: 20	R: 1 E: 1 K: 1 S: 12	H: 2 LOB: 0 BB: 0 P: 18	R: 1 E: 0 K: 0 S: 5	H: 1 LOB: 0 BB: 0 P: 8	R: 1 E: 0 K: 3 S: 13	H: 1 LOB: 0 BB: 0 P: 19	R: 2 E: 0 K: 2 S: 10	H: 3 LOB: 1 BB: 0 P: 23	R: 0 E: 0 K: 1 S: 11	H: 1 LOB: 2 BB: 1 P: 19	R: 0 E: 0 K: 3 S: 13	H: 0 LOB: 0 BB: 2 P: 30	1B: 7 2B: 5 3B: 0 HR: 2	SF: 1 SAC: 1 DP: 1 HBP: 0	WP: 2 PB: 0 SB: 0 CS: 1	PA: 47	
<b>PITCHER</b>	IP WLS BF H R ER SO BB IBB HBP BLK WP HR S P ERA WHIP	6.0 27 10 6 6 4 2 0 0 0 0 0 2 65 99 9.00 1.833	7.1 7 1 0 0 2 0 0 0 0 0 0 16 27 0.00 0.500	9.1 5 1 0 0 1 1 0 0 0 0 11 19 0.00 2.000	10.1 L 7 2 2 2 3 2 0 0 0 1 0 13 30 18.00 4.000														

**San Diego Padres @ Houston Astros**  
Enron Field, Houston, TX  
Sat Apr 22 2000, 3:05 PM EDT  
Alt. 42,121 - Sunny - 77 F

livebaseballscores.com

AB 40  
R 8  
H 14  
RBI 8  
BB 4  
SO 10  
LOB 16




WP: 2 PA: 47  
PB: 0  
SB: 0  
CS: 1

Batter	1	2	3	4	5	6	7	8	9	10	AB	R	H	RBI	BB	SO	LOB	BOTTOM				
<b>Craig Biggio, R</b> OBP: 0.394, SLG: 0.382 (1, 4)	L5-4 BB		3-3 K		0-1 5 HR 2B	2-3 K		0-1 G4-3			4	1	1	0	1	2	2					
<b>Roger Cedeno, S</b> OBP: 0.308, SLG: 0.286 (1, 8)	HR BB		0-0 S 2B		2-3 K	2-2 G6-5 1B		4-2 G6-5 BB			3	1	2	2	2	1	1					
<b>Jeff Bagwell, R</b> OBP: 0.391, SLG: 0.690 (1, 3)	L5-4		1-3 K		0-0 2H HR	0-0 F3		0-3 K			5	1	1	2	0	2	6					
<b>Ken Caminiti, S</b> OBP: 0.419, SLG: 0.515 (1, 5)	HR		4-1 S BB		0-0 G1-3		4-2 FC5-4 WP BB		3-3 K		3	1	1	2	2	1	0					
<b>Richard Hidalgo, R</b> OBP: 0.397, SLG: 0.577 (1, 9)	K		3-3 K		4-0 BB		2-3 K		2-2 P6		4	0	0	0	1	3	3					
<b>Danys Ward, L</b> OBP: 0.293, SLG: 0.472 Matt Mieske, R (1, 7) (7, PH) (8, 7)		2-0 G3		1-3 K WP	0-1 F7		4-2 FC5-4 BB		2-2 G3		3	0	0	0	0	1	1					
<b>Tony Eusebio, R</b> OBP: 0.325, SLG: 0.242 Julio Lugo, R Mitch Meluskey, S (1, 2) (6, PH) (7, 2)		1-1 G3-1		2-1 F9		1-0 SH1-4 1B 2B		0-0 L7		1-3 K	3	0	1	0	0	0	1					
<b>Tim Lincecum, R</b> OBP: 0.241, SLG: 0.283 (1, 6)		3-2 HBP		1-3 K		1-1 SH1-4 1B HBP		0-1 FC5-4		1-3 K	3	1	0	0	0	2	3					
<b>Chris Holt, R</b> Russ Johnson, R Doug Henry, R Bill Spillers, L Billy Wagner, L Yorkis Perez, L Miguel Alou, R (1, 11) (8, PH) (8, PH) (8, PH) (9, 1) (10, 1) (10, PH)		0-0 L8		1-1 P4		0-0 SH1-4		1-0 F8		2-3 K	2	0	0	0	0	0	2					
<b>Inning Stats</b>	R: 2 E: 0 K: 1 S: 9	H: 1 LOB: 0 BB: 2 P: 21	R: 0 E: 0 K: 0 S: 6	H: 0 LOB: 1 BB: 0 P: 12	R: 0 E: 0 K: 3 S: 13	H: 1 LOB: 2 BB: 1 P: 24	R: 0 E: 0 K: 2 S: 10	H: 0 LOB: 1 BB: 0 P: 15	R: 2 E: 0 K: 1 S: 9	H: 2 LOB: 1 BB: 0 P: 20	R: 0 E: 0 K: 1 S: 10	H: 0 LOB: 2 BB: 2 P: 20	R: 0 E: 0 K: 1 S: 8	H: 0 LOB: 1 BB: 1 P: 13	R: 0 E: 0 K: 3 S: 10	H: 0 LOB: 0 BB: 0 P: 17	R: 0 E: 0 K: 3 S: 9	H: 0 LOB: 0 BB: 0 P: 13	1B: 1 2B: 4 3B: 0 HR: 2	SF: 0 SAC: 1 DP: 1 HBP: 2	WP: 3 PB: 0 SB: 5 CS: 0	PA: 45
<b>PITCHER</b>	IP WLS BF H R ER SO BB IBB HBP BLK WP HR S P ERA WHIP	5.0 6 1 0 0 2 1 0 0 0 0 1 0 3 7 0.00 3.000	6.1 B 6 1 0 0 2 1 0 0 0 1 0 3 7 0.00 0.750	7.1 0.1 2 0 0 0 1 1 0 0 0 0 0 10 15 0.00 0.750	8.1 W 3 0 0 0 1 0 0 0 0 0 0 10 17 0.00 0.000																	

**San Diego Padres @ Houston Astros**  
Enron Field, Houston, TX  
Sat Apr 22 2000, 3:05 PM EDT  
Alt. 42,121 - Sunny - 77 F

livebaseballscores.com

AB 35  
R 6  
H 6  
RBI 6  
BB 7  
SO 14  
LOB 21



WP: 3 PA: 45  
PB: 0  
SB: 5  
CS: 0



Batter	1	2	3	4	5	6	7	8	9	AB	R	H	RBI	BB	SO	LOB	TOP											
<b>Al Martin, L</b> OBP: 0.386, SLG: 0.590	0-1 2B SF7 1B	4-1 3B BB		0-0 G4-6-3 1B		2-2 F7		1-0 PB 1B		4	3	3	0	1	0	0	<b>San Diego Padres @ Houston Astros</b> Enron Field, Houston, TX Sun Apr 23 2000, 3:05 PM EDT Att: 38,695 - Cloudy - 80 F											
<b>Eric Owens, R</b> OBP: 0.459, SLG: 0.478	2-1 SF7 1-3 SF9 2B	1-1 3B		1-0 L8		0-1 F5		0-1 1B WP 1B		5	2	3	4	0	0	2												
<b>Tony Gwynn, L</b> OBP: 0.233, SLG: 0.233 <b>David Newhan, L</b> OBP: 0.381, SLG: 0.438	0-0 SF7	3-1 G4-3		0-0 G4-6-3			4-1 G5-4-3 BB	0-2 WP 1B		3	0	1	1	1	0	3												
<b>Phil Nevin, R</b> OBP: 0.380, SLG: 0.685	0-0 SF9			1-0 L8		0-2 WP 1B 2B	2-2 G5-4-3	2-3 K		4	1	1	1	0	1	2												
<b>Ryan Klesko, L</b> OBP: 0.294, SLG: 0.516	1-1 G4-3			0-0 L6		2-2 G6-3 1B	4-2 S BB	0-0 S 1B		4	0	2	2	1	0	0												
<b>Bret Boone, R</b> OBP: 0.320, SLG: 0.408		1-2 G5-3 1B		2-1 1B		1-0 F7	4-0 1-2 IBB	3-2 F3		4	1	2	0	1	0	2												
<b>Carlos Hernandez, R</b> OBP: 0.125, SLG: 0.412 <b>Matt Whisenant, R</b> OBP: 0.310, SLG: 0.692 <b>Trevor Hoffman, R</b> OBP: 0.308, SLG: 0.182		2-3 K		1-0 L1		0-0 G6-3	2-3 K	0-1 F8		4	0	0	0	0	2	5												
<b>Chris Gomez, R</b> OBP: 0.308, SLG: 0.182	1-1 G5-3			2-1 E7 1B		1-3 K		4-1 PB 1B BB		4	2	0	0	1	2	2												
<b>Brian Meadows, R</b> OBP: 0.250, SLG: 0.250 <b>John Roskos, R</b> OBP: 0.125, SLG: 0.133 <b>Kevin Walker, L</b> OBP: 1.000, SLG: 1.000 <b>Carlos Almanzar, R</b> OBP: 0.310, SLG: 0.692 <b>Wiki Gonzalez, R</b> OBP: 0.422, SLG: 0.513	0-2 BB 3B 1B			1-0 G4-6-3 1B		2-3 K		3-2 P6		2	1	2	2	0	0	0												
<b>Inning Stats</b>	R: 2 E: 0 K: 0 S: 8	H: 2 LOB: 0 BB: 0 P: 11	R: 3 E: 0 K: 1 S: 17	H: 3 LOB: 1 BB: 1 P: 29	R: 0 E: 0 K: 0 S: 5	H: 1 LOB: 1 BB: 0 P: 8	R: 1 E: 1 K: 0 S: 6	H: 2 LOB: 1 BB: 0 P: 10	R: 1 E: 0 K: 1 S: 12	H: 2 LOB: 1 BB: 0 P: 16	R: 0 E: 0 K: 1 S: 9	H: 0 LOB: 0 BB: 0 P: 13	R: 0 E: 0 K: 1 S: 9	H: 0 LOB: 2 BB: 3 P: 25	R: 4 E: 0 K: 1 S: 20	H: 4 LOB: 2 BB: 1 P: 33		R: 0 E: 0 K: 2 S: 8	H: 0 LOB: 0 BB: 0 P: 11	1B: 11 2B: 2 3B: 1 HR: 0	SF: 2 SAC: 0 DP: 2 HBP: 0	WP: 3 PB: 1 SB: 2 CS: 0	PA: 45					
<b>PITCHER</b>	IP	WLS	BF	H	R	ER	SO	BB	IBB	HBP	BLK	WP	HR	S	P	ERA	WHIP											
<b>Scott Elarton, R</b> ERA: 9.0	(1, 1)	6.0		29	10	7	6	3	1	0	0	0	1	0	57	87	9.00	1.833										
<b>Octavio Dotel, R</b> ERA: 5.21	(7, 1)	1.0	H	5	0	0	0	1	2	1	0	0	0	0	9	25	0.00	2.000										
<b>Jay Powell, R</b> ERA: 4.82	(8, 1)	0.1	H	4	2	3	3	0	1	0	0	0	0	0	8	16	81.00	9.000										
<b>Billy Wagner, L</b> ERA: 3.0	(8, 1)	0.2	L	4	2	1	1	1	0	0	0	0	1	0	12	17	13.50	3.000										
<b>Mike Maddux, R</b> ERA: 3.6	(9, 1)	1.0		3	0	0	0	2	0	0	0	0	0	0	8	11	0.00	0.000										
Batter	1	2	3	4	5	6	7	8	9	AB	R	H	RBI	BB	SO	LOB	BOTTOM											
<b>Craig Biggio, R</b> OBP: 0.394, SLG: 0.383	0-1 5 1B BB	0-2 P6		1-1 F3			3-2 5 HBP BB SF8 1B	0-0 F9		5	2	2	0	0	0	2	<b>San Diego Padres @ Houston Astros</b> Enron Field, Houston, TX Sun Apr 23 2000, 3:05 PM EDT Att: 38,695 - Cloudy - 80 F											
<b>Roger Cedeno, S</b> OBP: 0.314, SLG: 0.271	4-1 5 1B HR BB	0-0 G4-3		2-3 K			4-2 SF8 5 HBP 2B BB	1-3 K		3	2	0	0	2	2	2												
<b>5 Jeff Bagwell, R</b> OBP: 0.405, SLG: 0.677	2-2 HR 1B			0-0 G5-3		0-1 S 1B	2-2 2B HBP	3-3 K		4	2	2	1	0	1	0												
<b>Ken Caminiti, S</b> OBP: 0.426, SLG: 0.694 <b>Jay Powell, R</b> OBP: 0.167, SLG: 0.091 <b>Russ Johnson, R</b> OBP: 0.286, SLG: 0.459 <b>Daryle Ward, L</b> OBP: 0.286, SLG: 0.459	2-2 HR			3-2 K		1-3 K	1-1 SF8	0-3 K		3	2	2	5	0	1	1												
<b>Moises Alou, R</b> OBP: 0.405, SLG: 0.694	0-1 F7			1-2 L6		0-0 L7	1-0 2B	1-1 F8		5	1	1	1	0	0	1												
<b>Richard Hidalgo, R</b> OBP: 0.379, SLG: 0.545	1-1 CS HBP			1-0 G5-3		3-3 K	1-3 2B			3	0	0	0	0	2	3												
<b>Mitch Meluskey, S</b> OBP: 0.281, SLG: 0.467	2-2 P6			1-1 HR		2-1 G4-3	1-0 2B			4	1	2	3	0	0	1												
<b>Bill Spiers, L</b> OBP: 0.347, SLG: 0.333 <b>Billy Wagner, L</b> OBP: 0.238, SLG: 0.277		4-0 SH3-4 BB		0-0 SH5-4 1B		1-3 K	2-1 F7			3	0	1	0	1	1	1												
<b>Scott Elarton, R</b> OBP: 0.238, SLG: 0.277 <b>Matt Mieske, R</b> OBP: 0.238, SLG: 0.277 <b>Octavio Dotel, R</b> OBP: 0.238, SLG: 0.277 <b>Tim Bogar, R</b> OBP: 0.238, SLG: 0.277		0-1 SH3-4		0-2 SH5-4		0-0 P4	3-2 G5-3			0	0	0	0	0	0	0												
<b>Inning Stats</b>	R: 4 E: 0 K: 0 S: 15	H: 3 LOB: 0 BB: 1 P: 26	R: 0 E: 0 K: 0 S: 6	H: 0 LOB: 1 BB: 1 P: 10	R: 1 E: 0 K: 0 S: 15	H: 1 LOB: 0 BB: 0 P: 20	R: 1 E: 0 K: 1 S: 11	H: 2 LOB: 1 BB: 0 P: 15	R: 0 E: 0 K: 2 S: 10	H: 1 LOB: 1 BB: 0 P: 14	R: 0 E: 0 K: 1 S: 6	H: 0 LOB: 0 BB: 0 P: 9	R: 4 E: 0 K: 1 S: 18	H: 3 LOB: 1 BB: 1 P: 33	R: 0 E: 0 K: 1 S: 9	H: 0 LOB: 0 BB: 0 P: 13		R: 0 E: 0 K: 2 S: 10	H: 0 LOB: 0 BB: 0 P: 14	1B: 5 2B: 2 3B: 0 HR: 3	SF: 1 SAC: 2 DP: 0 HBP: 2	WP: 0 PB: 0 SB: 2 CS: 1	PA: 41					
<b>PITCHER</b>	IP	WLS	BF	H	R	ER	SO	BB	IBB	HBP	BLK	WP	HR	S	P	ERA	WHIP											
<b>Brian Meadows, R</b> ERA: 8.17	(1, 1)	5.0		24	7	6	6	3	2	0	0	0	0	3	57	85	10.80	1.800										
<b>Kevin Walker, L</b> ERA: 9.0	(6, 1)	1.0	H	5	1	2	2	1	1	0	0	0	0	0	13	23	18.00	2.000										
<b>Carlos Almanzar, R</b> ERA: 2.19	(7, 1)	0.2	B	5	2	2	2	1	0	0	1	0	0	0	9	15	27.00	3.000										
<b>Matt Whisenant, L</b> ERA: 1.13	(7, 1)	1.1	W	4	0	0	0	1	0	0	0	0	0	0	11	17	0.00	0.000										
<b>Trevor Hoffman, R</b> ERA: 1.13	(9, 1)	1.0	S	3	0	0	0	2	0	0	0	0	0	0	10	14	0.00	0.000										



Batter	1	2	3	4	5	6	7	8	9	10	11	AB	R	H	RBI	BB	SO	LOB	TOP							
Al Martin, L OBP: 0.387, SLG: 0.580 (1, 7)	G3-1		1B			2B 1B	L4		G3			5	1	2	0	0	0	1								
Damian Jackson, R OBP: 0.405, SLG: 0.487 (1, 6)	F9		1B			1B			F8 G4-3 1B			5	2	2	0	0	2	1								
Tony Gwynn, L OBP: 0.250, SLG: 0.265 Trevor Hoffman, R (9, 1)									G4-3			4	0	2	2	0	1	1								
Ed Sprague, R OBP: 0.333, SLG: 0.704 (10, 3)												0	0	0	0	0	0	0								
Phil Nevin, R OBP: 0.393, SLG: 0.679 (1, 5)												5	0	3	0	0	0	2								
Ryan Klesko, L OBP: 0.301, SLG: 0.500 Carlos Almanzar, R (10, 1)												4	0	1	0	1	1	5								
Bret Boone, R OBP: 0.413, SLG: 0.395 (1, 4)												5	0	1	1	0	4	6								
Eric Owens, R OBP: 0.443, SLG: 0.458 (1, 8)												5	0	1	0	0	1	3								
Carlos Hernandez, R OBP: 0.318, SLG: 0.333 (1, 2)												4	0	0	0	0	1	0								
Sterling Hitchcock, L OBP: 0.301, SLG: 0.512 Donne Wall, R OBP: 0.375, SLG: 0.412 29 Kory DeHaan, L (8, 9)												2	0	0	0	0	1	0								
<b>Inning Stats</b>	R: 0 E: 0 K: 1 S: 5	H: 0 LOB: 0 BB: 0 P: 9	R: 0 E: 0 K: 1 S: 8	H: 1 LOB: 1 BB: 0 P: 13	R: 0 E: 0 K: 2 S: 10	H: 1 LOB: 1 BB: 0 P: 16	R: 0 E: 0 K: 1 S: 10	H: 2 LOB: 1 BB: 0 P: 12	R: 0 E: 0 K: 2 S: 8	H: 0 LOB: 0 BB: 0 P: 10	R: 2 E: 0 K: 1 S: 17	H: 4 LOB: 2 BB: 0 P: 21	R: 0 E: 0 K: 0 S: 7	H: 0 LOB: 0 BB: 0 P: 12	R: 1 E: 0 K: 0 S: 13	H: 2 LOB: 1 BB: 1 P: 24	R: 0 E: 0 K: 1 S: 9	H: 1 LOB: 1 BB: 0 P: 18	R: 0 E: 0 K: 3 S: 15	H: 2 LOB: 2 BB: 0 P: 24	R: 0 E: 0 K: 1 S: 9	H: 0 LOB: 0 BB: 0 P: 13	1B: 12 2B: 2 3B: 0 HR: 0	SF: 0 SAC: 0 DP: 2 HBP: 1	WP: 0 PB: 0 SB: 2 CS: 2	PA: 45
<b>PITCHER</b>	Todd Ritchie, R ERA: 2.28	IP: 7.2 WLS: 31 BF: 31 H: 9 R: 3 ER: 3 SO: 8 BB: 0 IBB: 0 HBP: 0 BLK: 0 WP: 0 HR: 0 S: 73 P: 106 ERA: 3.52 WHIP: 1.174	Jason Christiansen, L ERA: 1.04	IP: 0.0 WLS: 1 BF: 0 H: 0 R: 0 ER: 0 SO: 0 BB: 1 IBB: 0 HBP: 0 BLK: 0 WP: 0 HR: 0 S: 6 P: 6 ERA: 0.00 WHIP: 0.00	Mike Garcia, R ERA: 15.43	IP: 0.1 WLS: 1 BF: 0 H: 1 R: 0 ER: 0 SO: 0 BB: 0 IBB: 0 HBP: 0 BLK: 0 WP: 0 HR: 0 S: 5 P: 5 ERA: 3.000 WHIP: 3.000	Mike Williams, R ERA: 1.13	IP: 1.0 WLS: 4 BF: 1 H: 0 R: 0 ER: 0 SO: 1 BB: 0 IBB: 0 HBP: 1 BLK: 0 WP: 0 HR: 0 S: 18 P: 18 ERA: 0.00 WHIP: 1.000	Jose Silva, R ERA: 3.75	IP: 10.1 WLS: 7 BF: 2 H: 0 R: 0 ER: 0 SO: 3 BB: 0 IBB: 0 HBP: 0 BLK: 0 WP: 0 HR: 0 S: 21 P: 34 ERA: 0.00 WHIP: 1.200	<b>PITCHER</b>	Scott Sauerbeck, L ERA: 5.73	IP: 0.1 WLS: 1 BF: 0 H: 0 R: 0 ER: 0 SO: 1 BB: 0 IBB: 0 HBP: 0 BLK: 0 WP: 0 HR: 0 S: 1 P: 1 ERA: 0.00 WHIP: 0.000													

San Diego Padres @ Pittsburgh Pirates  
Three Rivers Stadium, Pittsburgh, PA  
Tue Apr 25 2000, 7:05 PM EDT  
Att: 12,295 - Sunny - 63 F

AB 43  
R 3  
H 13  
RBI 3  
BB 1  
SO 13  
LOB 21



Batter	1	2	3	4	5	6	7	8	9	10	11	AB	R	H	RBI	BB	SO	LOB	BOTTOM					
Chad Hermansen, R OBP: 0.275, SLG: 0.271 Adrian Brown, S OBP: 0.320, SLG: 0.560 (10, 8)	P4								G4-3 1B E			4	0	0	0	0	2	3						
Warren Morris, L OBP: 0.431, SLG: 0.333 (1, 4)	G5-3								G4-3			5	1	1	1	1	0	1						
18 Jason Kendall, R OBP: 0.437, SLG: 0.397 (1, 2)	E6 2B								G4-3			5	1	2	0	0	1	1						
Brian Giles, L OBP: 0.400, SLG: 0.630 (1, 9)												3	0	1	2	1	1	2						
Kevin Young, R OBP: 0.267, SLG: 0.357 (1, 3)	F7											4	0	0	0	1	1	3						
Wil Cordero, R OBP: 0.224, SLG: 0.342 (1, 7)												5	0	0	0	0	0	3						
Pat Meares, R OBP: 0.286, SLG: 0.346 (1, 6)												3	0	0	0	1	1	0						
Aramis Ramirez, R OBP: 0.233, SLG: 0.268 John Vander Wal, L OBP: 0.414, SLG: 0.692 Mike Benjamin, R OBP: 0.435, SLG: 0.545 Scott Sauerbeck, R (11, 1)												3	0	1	0	0	0	1						
Todd Ritchie, R ERA: 2.28	IP: 6.0 WLS: 4 BF: 28 H: 6 R: 1 ER: 0 SO: 5 BB: 3 IBB: 0 HBP: 0 BLK: 0 WP: 0 HR: 0 S: 62 P: 105 ERA: 0.00 WHIP: 1.500	Jason Christiansen, L ERA: 1.04	IP: 1.0 WLS: 4 BF: 0 H: 1 R: 1 ER: 1 SO: 1 BB: 0 IBB: 0 HBP: 0 BLK: 0 WP: 1 HR: 0 S: 8 P: 15 ERA: 9.000 WHIP: 1.000	Bruce Aven, R OBP: 0.250, SLG: 0.350 Mike Williams, R ERA: 1.13	IP: 1.0 WLS: 4 BF: 1 H: 0 R: 0 ER: 0 SO: 1 BB: 0 IBB: 0 HBP: 0 BLK: 0 WP: 0 HR: 0 S: 14 P: 14 ERA: 0.000 WHIP: 0.000	Trevor Hoffman, R ERA: 1.0	IP: 1.0 WLS: 5 BF: 1 H: 1 R: 0 ER: 0 SO: 0 BB: 0 IBB: 0 HBP: 0 BLK: 0 WP: 0 HR: 0 S: 14 P: 20 ERA: 0.000 WHIP: 1.000	Jose Silva, R ERA: 3.75	IP: 10.1 WLS: 7 BF: 2 H: 0 R: 0 ER: 0 SO: 3 BB: 0 IBB: 0 HBP: 0 BLK: 0 WP: 0 HR: 0 S: 21 P: 34 ERA: 0.000 WHIP: 1.200	Scott Sauerbeck, R ERA: 5.73	IP: 0.1 WLS: 1 BF: 0 H: 0 R: 0 ER: 0 SO: 1 BB: 0 IBB: 0 HBP: 0 BLK: 0 WP: 0 HR: 0 S: 1 P: 1 ERA: 0.000 WHIP: 0.000													
<b>Inning Stats</b>	R: 1 E: 1 K: 0 S: 12	H: 1 LOB: 1 BB: 0 P: 21	R: 0 E: 0 K: 1 S: 13	H: 1 LOB: 2 BB: 1 P: 22	R: 0 E: 0 K: 2 S: 9	H: 1 LOB: 1 BB: 0 P: 13	R: 0 E: 0 K: 0 S: 7	H: 1 LOB: 1 BB: 0 P: 10	R: 0 E: 0 K: 1 S: 9	H: 1 LOB: 1 BB: 2 P: 14	R: 1 E: 0 K: 1 S: 10	H: 0 LOB: 0 BB: 0 P: 15	R: 0 E: 1 K: 1 S: 10	H: 0 LOB: 1 BB: 0 P: 14	R: 1 E: 1 K: 0 S: 14	H: 1 LOB: 1 BB: 0 P: 20	R: 0 E: 0 K: 0 S: 8	H: 0 LOB: 0 BB: 0 P: 12	R: 1 E: 0 K: 0 S: 5	H: 2 LOB: 1 BB: 0 P: 7	1B: 6 2B: 2 3B: 1 HR: 0	SF: 1 SAC: 1 DP: 0 HBP: 0	WP: 2 PB: 0 SB: 1 CS: 0	PA: 47
<b>PITCHER</b>	Sterling Hitchcock, L ERA: 5.04	IP: 7.1 WLS: 4 BF: 31 H: 6 R: 1 ER: 1 SO: 5 BB: 3 IBB: 0 HBP: 0 BLK: 0 WP: 0 HR: 0 S: 15 P: 28 ERA: 9.000 WHIP: 1.000	Matt Whisenant, L ERA: 0.82	IP: 1.0 WLS: 4 BF: 0 H: 0 R: 0 ER: 0 SO: 0 BB: 0 IBB: 0 HBP: 0 BLK: 0 WP: 0 HR: 0 S: 10 P: 14 ERA: 0.000 WHIP: 0.000	Trevor Hoffman, R ERA: 1.0	IP: 1.0 WLS: 5 BF: 1 H: 1 R: 0 ER: 0 SO: 0 BB: 0 IBB: 0 HBP: 0 BLK: 0 WP: 0 HR: 0 S: 13 P: 19 ERA: 6.75 WHIP: 1.500																		

San Diego Padres @ Pittsburgh Pirates  
Three Rivers Stadium, Pittsburgh, PA  
Tue Apr 25 2000, 7:05 PM EDT  
Att: 12,295 - Sunny - 63 F

AB 41  
R 4  
H 9  
RBI 3  
BB 4  
SO 7  
LOB 17





Batter	1	2	3	4	5	6	7	8	9	AB	R	H	RBI	BB	SO	LOB	TOP								
<b>Al Martin, L</b> OBP: 0.388, SLG: 0.565 (1, 7)	1-2 G4-3 2B 1B	0-0 F8		2-2 G4-6-3 HBP		2-3 K		0-0 G4-3		4	1	1	0	0	1	2									
<b>Damian Jackson, R</b> OBP: 0.382, SLG: 0.457 (1, 6)	1-3 K	2-3 K		0-0 G4-6-3 1-2			1-2 G6-3		0-1 E6 S	5	1	0	0	0	2	3									
<b>Tony Gwynn, L</b> OBP: 0.267, SLG: 0.289 (1, 9)	2-1 G4-3 1-2	3-2 G4-3			4-1 2B BB		0-1 2B		1-0 E4 HR	4	1	1	0	1	0	2									
<b>Phil Nevin, R</b> OBP: 0.382, SLG: 0.646 (1, 5)	4-2 2B BB		2-1 G3-1		0-3 K		3-2 G5-3		0-3 K	4	1	0	0	1	2	3									
<b>Ed Sprague, R</b> OBP: 0.382, SLG: 0.806 (9, PH)	2-2 1B 1B 2B		0-0 1B 2B		0-0 2B		1-0 P4		2-1 HR	4	2	3	2	0	0	1									
<b>Ryan Kiesko, L</b> OBP: 0.311, SLG: 0.551 (9, 3)	1-H 2-H 2B		0-2 2B		1-3 2B		1-2 F9		1-H HR	4	1	2	1	1	1	2									
<b>Bret Boone, R</b> OBP: 0.329, SLG: 0.400 (1, 4)	3-0 1B		0-2 1B		1-2 F9		4-1 1B SF9 BB		0-3 K	4	1	2	1	1	1	2									
<b>Eric Owens, R</b> OBP: 0.429, SLG: 0.442 (1, 8)	1-0 1B FC4-6 1B		2-3 K		1-1 G1-3		0-3 K		2-1 G6-3	5	0	1	1	0	2	4									
<b>Wiki Gonzalez, R</b> OBP: 0.408, SLG: 0.488 (1, 2)	1-0 FC4-6 1-2		2-3 K		1-1 G6-3		3-2 K		1-3 1B	4	0	1	0	0	1	3									
<b>Woody Williams, R</b> OBP: 0.214, SLG: 0.182 (6, 1)		1-3 K		2-1 G6-3		2-3 K		0-1 SF9		3	0	0	0	0	0	2									
<b>Will Cumane, R</b> OBP: 0.146, SLG: 0.142 (6, PH)										0	0	0	0	0	0	0									
<b>David Newhan, L</b> OBP: 0.146, SLG: 0.142 (6, PH)										0	0	0	0	0	0	0									
<b>Carlos Hernandez, R</b> OBP: 0.146, SLG: 0.142 (6, PH)										0	0	0	0	0	0	0									
<b>Vicente Palacios, R</b> OBP: 0.146, SLG: 0.142 (6, 1)										0	0	0	0	0	0	0									
<b>Matt Whisenant, R</b> OBP: 0.146, SLG: 0.142 (6, 1)										0	0	0	0	0	0	0									
<b>Inning Stats</b>	R: 3 E: 0 K: 1 S: 16	H: 4 LOB: 2 BB: 1 P: 31	R: 0 E: 0 K: 2 S: 12	H: 0 LOB: 1 BB: 0 P: 18	R: 1 E: 0 K: 2 S: 12	H: 2 LOB: 1 BB: 0 P: 18	R: 0 E: 0 K: 0 S: 5	H: 0 LOB: 0 BB: 0 P: 9	R: 0 E: 0 K: 1 S: 10	H: 1 LOB: 2 BB: 1 P: 16	R: 0 E: 0 K: 0 S: 8	H: 0 LOB: 0 BB: 0 P: 13	R: 0 E: 0 K: 0 S: 9	H: 1 LOB: 1 BB: 0 P: 14	R: 1 E: 0 K: 1 S: 11	H: 1 LOB: 1 BB: 1 P: 18	R: 3 E: 2 K: 2 S: 13	H: 1 LOB: 0 BB: 0 P: 18	1B: 5 2B: 4 3B: 0 HR: 1	SF: 1 SAC: 0 DP: 1 HBP: 1	WP: 0 PB: 1 SB: 1 CS: 0	PA: 43			
<b>PITCHER</b>	IP	WLS	BF	H	R	ER	SO	BB	IBB	HBP	BLK	WP	HR	S	P	ERA	WHIP								
<b>Jimmy Anderson, L</b> ERA: 4.37	(1, 1)	4.1	23	7	4	4	6	2	0	1	0	0	0	50	85	8.31	2.077								
<b>Mike Garcia, R</b> ERA: 7.2	(5, 1)	2.2	9	1	0	0	2	0	0	0	0	0	0	22	34	0.00	0.375								
<b>Brad Clontz, R</b> ERA: 5.4	(8, 1)	0.1	3	1	1	1	1	1	0	0	0	0	0	8	15	27.00	6.000								
<b>Jason Christiansen, L</b> ERA: 0.96	(8, 1)	0.2	H	2	0	0	0	0	0	0	0	0	0	3	3	0.00	0.000								
<b>Mike Williams, R</b> ERA: 1.0	(9, 1)	1.0	W	6	1	3	0	2	0	0	0	0	1	13	18	0.00	1.000								

San Diego Padres @ Pittsburgh Pirates  
Three Rivers Stadium, Pittsburgh, PA  
Wed Apr 26 2000, 7:05 PM EDT  
Att: 13,765 - Sunny - 62 F

AB 38  
R 8  
H 10  
RBI 7  
BB 3  
SO 11  
LOB 20



Batter	1	2	3	4	5	6	7	8	9	AB	R	H	RBI	BB	SO	LOB	BOTTOM								
<b>Chad Hermansen, R</b> OBP: 0.273, SLG: 0.327 (1, 8)	1-3 K		1-3 K		0-0 1-H HR	1-2 G4-3			4-0 S 1B BB	4	1	1	2	0	2	0									
<b>John Vander Wal, L</b> OBP: 0.433, SLG: 0.692 (9, PH)										0	1	0	0	1	0	0									
<b>Warren Morris, L</b> OBP: 0.429, SLG: 0.339 (1, 4)	2-1 18 HR 1B		2-0 1B		0-0 G4-3		1-0 F7		2-2 G5-3 1-2	5	1	2	0	0	0	1									
<b>18 Jason Kendall, R</b> OBP: 0.446, SLG: 0.442 (1, 2)	1-0 1-H HR		1-2 1B		1-2 F9		3-3 K		4-0 1B IBB	4	1	2	2	1	1	0									
<b>Brian Giles, L</b> OBP: 0.422, SLG: 0.649 (1, 9)	0-0 L5-4 2B		1-3 K			1-1 2B HR 1B	4-0 BB		1-0 1B	4	1	3	1	1	1	2									
<b>Kevin Young, R</b> OBP: 0.278, SLG: 0.378 (1, 3)	0-1 L5-4			1-1 FC5-4 1B		2-1 HR 2B	1-3 K			4	1	2	0	0	1	2									
<b>Wil Cordero, R</b> OBP: 0.225, SLG: 0.329 (1, 7)		3-1 G4-3		0-2 FC5-4 CS		4-2 HR BB		1-0 P4		3	1	0	0	1	0	1									
<b>Mike Williams, R</b> (9, 1)				1-2 CS						0	0	0	0	0	0	0									
<b>Pat Meares, R</b> OBP: 0.284, SLG: 0.378 (1, 6)		0-1 G6-3		1-3 K		1-0 1-H 2-H 3-H HR		1-3 K		4	1	1	4	0	2	1									
<b>Luis Sojo, R</b> OBP: 0.192, SLG: 0.160 (1, 5)		1-1 G6-3			2-0 P6	0-1 F8		1-1 F9		4	0	0	0	0	0	0									
<b>Jimmy Anderson, L</b> (1, 1)			0-1 G6-3		2-1 HR 1B	0-3 K			3-3 K	1	0	0	0	0	0	0									
<b>Mike Garcia, R</b> OBP: 0.500, SLG: 0.500 (5, 1)										2	1	1	0	0	1	0									
<b>Brad Clontz, R</b> (8, 1)										0	0	0	0	0	0	0									
<b>Jason Christiansen, R</b> (8, 1)										0	0	0	0	0	0	0									
<b>Adrian Brown, S</b> OBP: 0.308, SLG: 0.538 (9, 7)										1	0	0	0	0	1	0									
<b>Inning Stats</b>	R: 2 E: 0 K: 1 S: 10	H: 3 LOB: 0 BB: 0 P: 14	R: 0 E: 0 K: 0 S: 6	H: 0 LOB: 0 BB: 0 P: 10	R: 0 E: 0 K: 2 S: 16	H: 2 LOB: 0 BB: 0 P: 21	R: 0 E: 0 K: 1 S: 8	H: 1 LOB: 1 BB: 0 P: 10	R: 2 E: 0 K: 0 S: 9	H: 2 LOB: 0 BB: 0 P: 14	R: 4 E: 0 K: 1 S: 16	H: 3 LOB: 1 BB: 1 P: 25	R: 0 E: 0 K: 2 S: 9	H: 0 LOB: 1 BB: 1 P: 18	R: 0 E: 0 K: 1 S: 6	H: 0 LOB: 0 BB: 0 P: 9	R: 1 E: 0 K: 1 S: 9	H: 1 LOB: 2 BB: 2 P: 23	1B: 7 2B: 4 3B: 0 HR: 3	SF: 0 SAC: 0 DP: 2 HBP: 0	WP: 0 PB: 0 SB: 1 CS: 1	PA: 40			
<b>PITCHER</b>	IP	WLS	BF	H	R	ER	SO	BB	IBB	HBP	BLK	WP	HR	S	P	ERA	WHIP								
<b>Woody Williams, R</b> ERA: 5.16	(1, 1)	5.0	25	11	8	8	4	1	0	0	0	0	0	17	27	0.00	0.500								
<b>Will Cumane, R</b> ERA: 2.53	(6, 1)	2.0	7	0	0	0	3	1	0	0	0	0	0	9	15	0.00	0.000								
<b>Vicente Palacios, R</b> ERA: 12.0	(8, 1)	1.1	4	0	0	0	2	0	0	0	0	0	0	6	17	27.00	6.000								
<b>Matt Whisenant, L</b> ERA: 1.59	(9, 1)	0.1	L	4	1	1	0	1	1	0	0	0	0	6	17	27.00	6.000								

San Diego Padres @ Pittsburgh Pirates  
Three Rivers Stadium, Pittsburgh, PA  
Wed Apr 26 2000, 7:05 PM EDT  
Att: 13,765 - Sunny - 62 F

AB 36  
R 9  
H 12  
RBI 9  
BB 4  
SO 9  
LOB 7





Batter	1	2	3	4	5	6	7	8	9	AB	R	H	RBI	BB	SO	LOB	TOP					
<b>Al Martin, L</b> OBP: 0.394, SLG: 0.552 (1, 7)	1-0 HR 1B	2-0 G4-3		4-1 G4-3 WP BB		4-2 CS BB	0-1 F7		1-0 F7	4	2	1	0	2	0	5	<b>San Diego Padres @ Pittsburgh Pirates</b> Three Rivers Stadium, Pittsburgh, PA Thu Apr 27 2000, 1:35 PM EDT Att: 15,459 - Sunny - 66 F					
<b>Damian Jackson, R</b> OBP: 0.400, SLG: 0.500 (1, 6)	2-1 HR 1B	1-1 F9 BB 1B		0-1 G4-3		4-1 BB BB		2-3 K	1-0 HR 1B	5	2	3	4	1	1	1						
<b>Ryan Klesko, L</b> OBP: 0.338, SLG: 0.583 (1, 3)	0-0 G6-3	3-0 FC4-6 BB		4-0 WP IBB		4-1 S 1B BB		0-0 F8	1-0 HR	3	1	1	3	3	0	0						
<b>Phil Nevin, R</b> OBP: 0.379, SLG: 0.625 (1, 5)	3-3 K	1-1 F9		1-0 L6		0-1 BB		1-3 K	0-0 FC4-6 1B	6	0	2	0	0	2	4						
<b>Eric Owens, R</b> OBP: 0.433, SLG: 0.439 (1, 8)	0-1 1B 2B	0-1 FC4-6		2-2 G4-3		1-2 F8				5	2	2	0	0	0	5						
<b>Bret Boone, R</b> OBP: 0.330, SLG: 0.395 (1, 4)	0-0 2B 1B		0-2 F9		0-1 G6-3		0-1 29 G4-3 1B			6	2	2	0	0	0	3						
<b>Carlos Hernandez, R</b> OBP: 0.321, SLG: 0.360 (1, 2)	1-2 2B		0-2 F8		0-2 G5-3		2-1 F8		4-2 29 1B FC4-2 BB	4	0	1	2	1	0	1						
<b>29 Kory DeHaan, L</b> OBP: 0.429, SLG: 0.500 (1, 9)	0-3 K		0-0		4-0		0-2 G4-3		0-1 FC4-2 1B	4	1	2	2	1	1	2						
<b>Matt Clement, R</b> OBP: 0.167, SLG: 0.273 (7, PH) <b>Chris Gomez, R</b> OBP: 0.337, SLG: 0.182 (7, 1) <b>Donnie Wall, R</b> (6, PH) <b>Tony Gwynn, L</b> OBP: 0.391, SLG: 0.500 (6, PH) <b>Woody Williams, R</b> OBP: 0.244, SLG: 0.162 (9, 1) <b>Kevin Walkers, L</b> OBP: 1.000, SLG: 1.000 (9, 1)	1-2 1B 3B		2-3 K		1-2 G1-3		4-1 BB		1-1 FC4-2 1B HR	3	1	1	0	0	1	2						
<b>Inning Stats</b>	R: 4 E: 0 K: 2 S: 16	H: 5 LOB: 1 BB: 0 P: 23	R: 1 E: 0 K: 0 S: 10	H: 2 LOB: 2 BB: 1 P: 19	R: 0 E: 0 K: 1 S: 10	H: 1 LOB: 1 BB: 0 P: 12	R: 1 E: 0 K: 0 S: 7	H: 0 LOB: 1 BB: 2 P: 18	R: 0 E: 0 K: 0 S: 9	H: 0 LOB: 1 BB: 1 P: 14	R: 0 E: 0 K: 0 S: 11	H: 1 LOB: 2 BB: 3 P: 24	R: 0 E: 0 K: 0 S: 11	H: 1 LOB: 2 BB: 1 P: 17	R: 0 E: 0 K: 2 S: 8	H: 0 LOB: 0 BB: 0 P: 11		R: 5 E: 1 K: 0 S: 16	H: 5 LOB: 2 BB: 1 P: 29	1B: 10 2B: 2 3B: 1 HR: 2	SF: 0 SAC: 0 DP: 0 HBP: 1	WP: 1 PB: 0 SB: 2 CS: 1
<b>PITCHER</b>	IP WLS BF H R ER SO BB IBB HBP BLK WP HR S P ERA WHIP	IP WLS BF H R ER SO BB IBB HBP BLK WP HR S P ERA WHIP															IP WLS BF H R ER SO BB IBB HBP BLK WP HR S P ERA WHIP					
<b>Jose Parra, R</b> ERA: 9.0 (1, 1)	2.0 L 14 7 5 5 2 1 0 0 0 0 1 26 42 22.50 4.000																					
<b>Brad Clontz, R</b> ERA: 4.05 (3, 1)	3.1 15 1 1 1 1 4 1 0 0 0 1 0 30 56 2.70 1.500																					
<b>Scott Sauerbeck, L</b> ERA: 4.97 (6, 1)	1.2 8 2 0 0 0 2 0 0 0 0 0 0 18 29 0.00 2.400																					
<b>Jose Silva, R</b> ERA: 3.86 (8, 1)	2.0 14 5 6 1 2 1 0 1 0 0 1 24 40 4.50 3.000																					

AB	41
R	12
H	15
RBI	11
BB	9
SO	5
LOB	25



Batter	1	2	3	4	5	6	7	8	9	AB	R	H	RBI	BB	SO	LOB	BOTTOM					
<b>Adrian Brown, S</b> OBP: 0.267, SLG: 0.467 (1, 8)	0-1 L1		2-2 G5-3		1-3 K		0-0 F8			4	0	0	0	0	1	3	<b>San Diego Padres @ Pittsburgh Pirates</b> Three Rivers Stadium, Pittsburgh, PA Thu Apr 27 2000, 1:35 PM EDT Att: 15,459 - Sunny - 66 F					
<b>Warren Morris, L</b> OBP: 0.419, SLG: 0.322 (1, 4)	1-0 G6-3		3-3 K		4-1 HR BB		3-3 K			3	1	0	0	1	2	1						
<b>John Vander Wal, L</b> OBP: 0.412, SLG: 0.733 (1, 3)	2-2 F7		0-1 G4-3		0-2 1H 2H 3H HR				3-2 G3	4	1	1	4	0	0	0						
<b>Brian Giles, L</b> OBP: 0.415, SLG: 0.625 (1, 9)		4-1 1B WP BB		2-1 G1-3		1-1 K		1-0 F8		3	0	0	0	1	1	0						
<b>Wil Cordero, R</b> OBP: 0.226, SLG: 0.325 (1, 7)		2-1 BB 1B		0-3 K		1-1 F8		1-0 F9		4	0	1	0	0	1	0						
<b>Pat Meares, R</b> OBP: 0.272, SLG: 0.360 (1, 6)		1-2 L6		0-0 G1-3		2-1 F7		1-0 F9		4	0	0	0	0	0	2						
<b>Aramis Ramirez, R</b> OBP: 0.219, SLG: 0.250 (1, 5)		1-1 P3			0-0 G5-3		0-1 G5-3		0-1 F9	4	0	0	0	0	0	2						
<b>Keith Osik, R</b> OBP: 0.500, SLG: 0.857 (1, 2)		4-0 BB 1B		3-2 BB HBP HR 1B		1-2 G6-3		0-1 G3		3	1	1	0	1	0	0						
<b>Jose Parra, R</b> <b>Bruce Aven, R</b> <b>Brad Clontz, R</b> <b>Scott Sauerbeck, R</b> <b>Luis Sojo, R</b> <b>Jose Silva, R</b>		2-3 K		4-2 BB HR HBP		2-1 1B				0	0	0	0	0	0	0						
<b>Inning Stats</b>	R: 0 E: 0 K: 0 S: 6	H: 0 LOB: 0 BB: 0 P: 9	R: 0 E: 0 K: 1 S: 11	H: 1 LOB: 3 BB: 2 P: 25	R: 0 E: 0 K: 1 S: 8	H: 0 LOB: 0 BB: 0 P: 13	R: 0 E: 0 K: 1 S: 6	H: 0 LOB: 0 BB: 0 P: 8	R: 4 E: 0 K: 2 S: 17	H: 2 LOB: 0 BB: 1 P: 32	R: 0 E: 0 K: 0 S: 6	H: 0 LOB: 0 BB: 0 P: 9	R: 0 E: 0 K: 1 S: 9	H: 1 LOB: 1 BB: 0 P: 15	R: 0 E: 0 K: 0 S: 5	H: 0 LOB: 0 BB: 0 P: 10		R: 0 E: 0 K: 0 S: 5	H: 0 LOB: 0 BB: 0 P: 6	1B: 3 2B: 0 3B: 0 HR: 1	SF: 0 SAC: 0 DP: 0 HBP: 1	WP: 1 PB: 0 SB: 0 CS: 0
<b>PITCHER</b>	IP WLS BF H R ER SO BB IBB HBP BLK WP HR S P ERA WHIP	IP WLS BF H R ER SO BB IBB HBP BLK WP HR S P ERA WHIP															IP WLS BF H R ER SO BB IBB HBP BLK WP HR S P ERA WHIP					
<b>Matt Clement, R</b> ERA: 4.55 (1, 1)	6.0 W 25 3 4 4 4 3 0 0 0 0 0 14 25 6.00 1.000																					
<b>Donnie Wall, R</b> ERA: 3.21 (7, 1)	2.0 H 7 1 0 0 1 0 0 0 0 0 0 14 25 0.00 0.500																					
<b>Kevin Walker, L</b> ERA: 7.2 (9, 1)	1.0 3 0 0 0 0 0 0 0 0 0 0 0 5 6 0.00 0.000																					

AB	31
R	4
H	4
RBI	4
BB	3
SO	6
LOB	11





Batter	1	2	3	4	5	6	7	8	9	AB	R	H	RBI	BB	SO	LOB	TOP		
Rafael Furcal, S OBP: 0.391, SLG: 0.359	G4-3		G4-3			F8		K		4	0	0	0	0	1	2	<b>Atlanta Braves @ San Diego Padres</b> Qualcomm Stadium, San Diego, CA Fri Apr 28 2000, 10:05 PM EDT Att: 33,995 - Cloudy - 62 F		
Quilvio Veras, S OBP: 0.402, SLG: 0.373	F7		10 CS 1B			G3-1		HR	10 WP HBP	3	1	1	0	0	0	0			
10 Chipper Jones, S OBP: 0.380, SLG: 0.532	CS BB		CS	G4-3			G6-3		HR	2	1	0	0	2	0	0			
Andres Galarraga, R OBP: 0.407, SLG: 0.732	CS	F8		K			HR		K	4	1	1	1	0	2	2			
Brian Jordan, R OBP: 0.244, SLG: 0.222		S 2B BB		K			K			3	2	1	3	1	2	0			
Andruw Jones, R OBP: 0.409, SLG: 0.557		1-H 2B			G5-3		L6		F8 PB 1B	4	1	2	1	0	0	0			
Reggie Sanders, R OBP: 0.221, SLG: 0.156		F7			G5-3			F8	F8	4	0	0	0	0	0	2			
Eddie Pérez, R OBP: 0.211, SLG: 0.263										2	0	0	0	0	0	1			
Wally Joyner, L OBP: 0.455, SLG: 0.412										0	0	0	0	1	0	0			
Walt Weiss, S OBP: 0.455, SLG: 0.405										0	1	0	0	0	0	0			
Javy Lopez, R OBP: 0.348, SLG: 0.476								3B BB	1B	1	0	1	1	0	0	0			
Greg Maddux, R OBP: 0.333, SLG: 0.500										2	0	0	0	0	0	0			
Bobby Bonilla, S OBP: 0.375, SLG: 0.568										1	0	1	1	0	0	0			
Trenidad Hubbard, R OBP: 0.333, SLG: 0.286										0	0	0	0	0	0	0			
Rudy Seanez, R OBP: 0.348, SLG: 0.476										0	0	0	0	0	0	0			
Mike Remlinger, L OBP: 0.348, SLG: 0.476								1-H CS 3B		1	0	0	0	0	1	1			
<b>Inning Stats</b>	R: 0 E: 0 K: 0 S: 5	H: 0 LOB: 0 BB: 1 P: 11	R: 1 E: 0 K: 0 S: 5	H: 1 LOB: 1 BB: 1 P: 10	R: 0 E: 0 K: 0 S: 7	H: 1 LOB: 0 BB: 0 P: 12	R: 0 E: 0 K: 2 S: 8	H: 0 LOB: 0 BB: 0 P: 10	R: 0 E: 0 K: 0 S: 7	H: 0 LOB: 0 BB: 0 P: 13	R: 1 E: 0 K: 1 S: 8	H: 1 LOB: 0 BB: 0 P: 10	R: 1 E: 0 K: 1 S: 7	H: 1 LOB: 2 BB: 1 P: 12	R: 4 E: 0 K: 2 S: 17	H: 3 LOB: 1 BB: 1 P: 31	1B: 3 2B: 1 3B: 1 HR: 2	SF: 0 SAC: 0 DP: 0 HBP: 1	WP: 1 PA: 38 PB: 1 CS: 3
<b>PITCHER</b>	IP	WLS	BF	H	R	ER	SO	BB	IBB	HBP	BLK	WP	HR	S	P	ERA	WHIP		
Brian Meadows, R ERA: 5.88	7.1	L	27	4	3	3	3	3	0	0	0	0	1	52	88	3.68	0.955		
Carlos Almanzar, R ERA: 4.8	1.1		8	3	4	4	2	0	1	1	0	1	1	17	30	27.00	2.250		
Matt Whisenant, L ERA: 1.54	0.1		1	0	0	0	1	0	0	0	0	0	0	3	4	0.00	0.000		

Batter	1	2	3	4	5	6	7	8	9	AB	R	H	RBI	BB	SO	LOB	BOTTOM				
Al Martin, L OBP: 0.389, SLG: 0.540	G4-3		CS 1B			F8		K		4	0	1	0	0	1	1	<b>Atlanta Braves @ San Diego Padres</b> Qualcomm Stadium, San Diego, CA Fri Apr 28 2000, 10:05 PM EDT Att: 33,995 - Cloudy - 62 F				
Damian Jackson, R OBP: 0.394, SLG: 0.500	G3-1 2B		K			F8		F7		4	0	1	0	0	1	2					
Tony Gwynn, L OBP: 0.240, SLG: 0.256	G3-1		F7			G3-1		G4-3		4	0	0	0	0	0	2					
Phil Nevin, R OBP: 0.364, SLG: 0.598	F3			K		K			L6	4	0	0	0	0	2	1					
Ryan Klesko, L OBP: 0.345, SLG: 0.592		F9		G1-3			1B FC4-6 1B		FC1-5 2B	4	1	2	0	0	0	0					
Bret Boone, R OBP: 0.337, SLG: 0.400		G6-3					FC4-6 1B		FC1-5	4	0	2	0	0	0	1					
Eric Owens, R OBP: 0.426, SLG: 0.430		E1 1B		G5-3			FC4-6 F8-3		K	4	1	1	1	0	1	3					
Carlos Hernandez, R OBP: 0.323, SLG: 0.357					L6		F8-3			3	0	1	1	0	0	1					
Carlos Almanzar, R ERA: 4.8										0	0	0	0	0	0	0					
Matt Whisenant, R ERA: 1.54										0	0	0	0	0	0	0					
Brian Meadows, R OBP: 0.200, SLG: 0.200										2	0	0	0	0	1	1					
Wiki Gonzalez, R OBP: 0.420, SLG: 0.488										0	0	0	0	1	0	0					
<b>Inning Stats</b>	R: 0 E: 0 K: 0 S: 7	H: 1 LOB: 1 BB: 0 P: 12	R: 1 E: 1 K: 1 S: 13	H: 2 LOB: 1 BB: 0 P: 19	R: 0 E: 0 K: 1 S: 5	H: 1 LOB: 0 BB: 0 P: 9	R: 0 E: 0 K: 1 S: 9	H: 1 LOB: 1 BB: 0 P: 13	R: 0 E: 0 K: 0 S: 6	H: 0 LOB: 0 BB: 0 P: 7	R: 0 E: 0 K: 1 S: 8	H: 0 LOB: 0 BB: 0 P: 14	R: 1 E: 0 K: 0 S: 9	H: 2 LOB: 0 BB: 0 P: 10	R: 0 E: 0 K: 1 S: 15	H: 0 LOB: 1 BB: 1 P: 25	R: 0 E: 0 K: 1 S: 9	H: 1 LOB: 1 BB: 0 P: 15	1B: 6 2B: 3 3B: 0 HR: 0	SF: 0 SAC: 0 DP: 1 HBP: 0	WP: 0 PA: 34 PB: 0 CS: 1
<b>PITCHER</b>	IP	WLS	BF	H	R	ER	SO	BB	IBB	HBP	BLK	WP	HR	S	P	ERA	WHIP				
Greg Maddux, R ERA: 2.49	7.0		26	7	2	1	4	0	0	0	0	0	0	57	84	1.29	1.000				
Rudy Seanez, R ERA: 1.72	0.2	H	3	0	0	0	1	1	0	0	0	0	0	10	18	0.00	1.500				
Mike Remlinger, L ERA: 1.72	1.1	S	5	1	0	0	1	0	0	0	0	0	0	14	22	0.00	0.750				







Batter	1	2	3	4	5	6	7	8	9	AB R H RBI BB SO LOB	TOP																	
Quilvio Veras, S OBP: 0.408, SLG: 0.381 (1, 4)	1-1 G5-4-3 1B		4-2 BB BB		1-0 S 1B		2-3 K2-3		1-0 L6	4 0 2 1 1 1 2	<b>Atlanta Braves @ San Diego Padres</b> Qualcomm Stadium, San Diego, CA Sun Apr 30 2000, 8:05 PM EDT Att: 44,845 - Sunny - 74 F  <b>livebaseballscorecards.com</b>																	
Andruw Jones, R OBP: 0.394, SLG: 0.545 (1, 8)	2-1 G5-4-3 1-2		4-0 BB		3-3 3-H K			3-2 E5 10 WP 1B	3 2 0 0 2 1 2																			
10 Chipper Jones, S OBP: 0.398, SLG: 0.529 (1, 5)	3-3 K		1-2 BB		1-2 K			4-2 WP 1B	3 1 0 0 2 2 2																			
Andres Galarraga, R OBP: 0.370, SLG: 0.683 (1, 3)		0-0 G5-3		2-3 K2-3				2-2 FC5-4 1B	5 0 0 0 0 3 4																			
Brian Jordan, R OBP: 0.314, SLG: 0.333 (1, 9)	2-1 G1-3 2B		0-0 G6-4-3 1B		1-0 G5-3			2-0 1B HR	4 1 3 1 1 0 0																			
Javy Lopez, R OBP: 0.329, SLG: 0.431 (1, 2)	0-0 G1-3		3-2 G6-4-3 1-2				2-1 P6	1-2 HR	5 1 1 2 0 1 4																			
Trenidad Hubbard, R OBP: 0.333, SLG: 0.490 (1, 7)	1-0 F9				0-3 K		4-1 E BB	2-1 HR	3 1 1 3 1 1 1																			
Rafael Furcal, S OBP: 0.392, SLG: 0.364 (1, 6)			1-0 P4		2-1 E S 1B		3-2 E3	0-0 F9	4 1 1 0 0 0 1																			
Tom Glavine, L OBP: 0.333, SLG: 0.308 Greg McMichael, R (9, 1) Mike Remlinger, L (9, 1)			2-2 G6-3		2-3 K		1-3 K	1-3 K	4 0 0 0 0 3 3 0 0 0 0 0 0 0 0 0 0 0 0 0 0																			
<b>Inning Stats</b>	R: 0 E: 0 K: 1 S: 7	H: 1 LOB: 0 BB: 0 P: 13	R: 0 E: 0 K: 0 S: 5	H: 1 LOB: 1 BB: 0 P: 8	R: 0 E: 0 K: 1 S: 9	H: 0 LOB: 2 BB: 2 P: 21	R: 0 E: 0 K: 1 S: 7	H: 1 LOB: 0 BB: 0 P: 12	R: 1 E: 0 K: 3 S: 13	H: 2 LOB: 1 BB: 0 P: 21		R: 0 E: 0 K: 1 S: 6	H: 0 LOB: 0 BB: 0 P: 10	R: 0 E: 1 K: 2 S: 13	H: 0 LOB: 2 BB: 1 P: 25	R: 5 E: 1 K: 2 S: 23	H: 2 LOB: 0 BB: 2 P: 40	R: 1 E: 0 K: 1 S: 9	H: 1 LOB: 2 BB: 2 P: 24	1B: 6 2B: 1 3B: 0 HR: 1	SF: 0 SAC: 0 DP: 2 HBP: 0	WP: 1 PB: 0 SB: 2 CS: 0	PA: 42					
<b>PITCHER</b>	IP WLS BF H R ER SO BB IBB HBP BLK WP HR S P ERA WHIP											IP WLS BF H R ER SO BB IBB HBP BLK WP HR S P ERA WHIP																
Sterling Hitchcock, L ERA: 5.02 Carlos Almanzar, R ERA: 5.51 Kevin Walker, L ERA: 7.5	(1, 1) (8, 1) (9, 1)	7.1 0.2 1.0	L 3 6	33 1 1	6 1 1	5 1 1	4 1 1	10 1 1	10 0 0	4 0 2	1 0 0	0 0 0	0 0 0	0 0 0	0 1 9	76 10 24	140 13.50 9.00	1.364 1.500 3.000										

Batter	1	2	3	4	5	6	7	8	9	AB R H RBI BB SO LOB	BOTTOM																	
Al Martin, L OBP: 0.387, SLG: 0.514 (1, 7)	2-2 G4-3		4-2 BB			0-3 K			1-2 BB 1B	3 1 1 0 1 1 0	<b>Atlanta Braves @ San Diego Padres</b> Qualcomm Stadium, San Diego, CA Sun Apr 30 2000, 8:05 PM EDT Att: 44,845 - Sunny - 74 F  <b>livebaseballscorecards.com</b>																	
Damian Jackson, R OBP: 0.391, SLG: 0.469 (1, 6)	0-1 F8		1-3 K			4-0 CS BB			0-3 K	3 0 0 0 1 2 3																		
Eric Owens, R OBP: 0.423, SLG: 0.458 (1, 8)	1-0 G4-3				3-2 HR		1-3 K		0-0 BB 1B	4 2 2 1 0 1 1																		
Phil Nevin, R OBP: 0.367, SLG: 0.566 (1, 5)		3-2 G3		3-2 G6-3			3-3 K		4-1 2B SF8 BB	3 1 0 0 1 1 0																		
Ryan Klesko, L OBP: 0.337, SLG: 0.553 (1, 3)		1-0 G1-3		2-1 G6-3			2-2 P6		3-2 SF8 2B	4 0 1 2 0 0 0																		
Bret Boone, R OBP: 0.343, SLG: 0.408 (1, 4)		1-3 K		2-2 G3			2-2 G1-3		0-1 SF8	3 0 0 1 0 1 0																		
Carlos Hernandez, R OBP: 0.390, SLG: 0.490 (1, 2)			1-0 BB 1B		1-1 L6			1-1 F2	1-1 G5-3	4 0 1 0 0 0 1																		
29 Kory DeHaan, L OBP: 0.286, SLG: 0.333 (1, 9)			2-3 K		0-0 F8			0-2 G4-3 1B		3 0 1 0 0 1 1																		
Sterling Hitchcock, L ERA: 1.8 Greg McMichael, R ERA: 5.79 Kevin Walker, L ERA: 1.65	(1, 1) (8, 1) (8, PH) (9, 1)	8.0 0.1 0.2	W 4 3	27 2 1	3 3 1	1 3 3	1 1 1	8 1 0	0 0 0	0 1 0		0 0 0	0 0 0	0 0 0	0 8 12	71 113	1.12 81.00 0.00	0.625 9.000 1.500										
<b>Inning Stats</b>	R: 0 E: 0 K: 0 S: 6	H: 0 LOB: 0 BB: 0 P: 9	R: 0 E: 0 K: 1 S: 7	H: 0 LOB: 0 BB: 0 P: 12	R: 0 E: 0 K: 3 S: 14	H: 1 LOB: 1 BB: 1 P: 22	R: 1 E: 0 K: 0 S: 14	H: 1 LOB: 0 BB: 0 P: 24	R: 0 E: 0 K: 1 S: 6	H: 0 LOB: 0 BB: 1 P: 11		R: 0 E: 0 K: 1 S: 10	H: 0 LOB: 0 BB: 0 P: 17	R: 0 E: 0 K: 0 S: 8	H: 1 LOB: 0 BB: 0 P: 10	R: 3 E: 0 K: 1 S: 16	H: 3 LOB: 1 BB: 1 P: 25	1B: 4 2B: 1 3B: 0 HR: 1	SF: 1 SAC: 0 DP: 1 HBP: 0	WP: 0 PB: 0 SB: 0 CS: 1	PA: 34							
<b>PITCHER</b>	IP WLS BF H R ER SO BB IBB HBP BLK WP HR S P ERA WHIP											IP WLS BF H R ER SO BB IBB HBP BLK WP HR S P ERA WHIP																



Batter	1	2	3	4	5	6	7	8	9	AB	R	H	RBI	BB	SO	LOB	TOP								
Mark Kotsay, L (1,9) OBP: 0.348, SLG: 0.458	F7		P4			G3-1		G4-3		4	0	0	0	0	0	2	<b>Florida Marlins @ San Diego Padres</b> Qualcomm Stadium, San Diego, CA Mon May 01 2000, 10:05 PM EDT Att: 32,083 - Sunny - 73 F								
Dave Berg, R (1,4) OBP: 0.456, SLG: 0.524	HR					K		F7		4	1	2	0	0	1	2									
Cliff Floyd, L (1,7) Antonio Alfonseca, R (9,1)	F5					FC5-4			2B	4	1	2	1	0	0	1									
Preston Wilson, R (1,8) OBP: 0.322, SLG: 0.410	HR					FC5-4			1B	4	2	2	3	0	0	1									
Mike Lowell, R (1,5) OBP: 0.345, SLG: 0.539	K								2B	4	0	0	0	0	2	1									
Derrek Lee, R (1,3) OBP: 0.472, SLG: 0.651		F9				G5-3		F8		4	0	1	1	0	0	0									
Alex Gonzalez, R (1,6) OBP: 0.214, SLG: 0.225	K					G5-3		F9		4	0	0	0	0	1	1									
Paul Bako, L (1,2) OBP: 0.342, SLG: 0.294	G6-3					G5-3		G4-3		3	0	1	0	0	0	0									
Ryan Dempster, R (1,1) Vic Darenbourg, L (8,1) Braden Looper, R (8,1) Danny Bautista, R (9,7) OBP: 0.220, SLG: 0.410			G6-3			G3-1		K		3	1	1	0	0	1	1									
<b>Inning Stats</b>	R: 2 E: 0 K: 1 S: 12	H: 2 LOB: 0 BB: 0 P: 16	R: 0 E: 0 K: 1 S: 5	H: 0 LOB: 0 BB: 0 P: 9	R: 0 E: 0 K: 0 S: 4	H: 1 LOB: 1 BB: 0 P: 6	R: 0 E: 0 K: 0 S: 3	H: 0 LOB: 0 BB: 0 P: 5	R: 0 E: 0 K: 0 S: 6	H: 0 LOB: 0 BB: 0 P: 9	R: 1 E: 0 K: 1 S: 10	H: 2 LOB: 1 BB: 0 P: 14	R: 0 E: 0 K: 0 S: 6	H: 0 LOB: 0 BB: 0 P: 9	R: 0 E: 0 K: 1 S: 11	H: 1 LOB: 1 BB: 0 P: 19		R: 2 E: 0 K: 1 S: 8	H: 3 LOB: 0 BB: 0 P: 14	1B: 4 2B: 4 3B: 0 HR: 1	SF: 0 SAC: 0 DP: 1 HBP: 0	WP: 0 PB: 0 SB: 1 CS: 0	PA: 34		
<b>PITCHER</b>	IP	WLS	BF	H	R	ER	SO	BB	IBB	HBP	BLK	WP	HR	S	P	ERA	WHIP								
Woody Williams, R (1,1) ERA: 5.21	8.1	L	33	9	5	5	5	0	0	0	0	0	1	64	100	5.40	1.080								
Vicente Palacios, R (9,1) ERA: 11.12	0.2		1	0	0	0	0	0	0	0	0	0	0	1	1	0.00	0.000								

AB	34
R	5
H	9
RBI	5
BB	0
SO	5
LOB	9



Batter	1	2	3	4	5	6	7	8	9	AB	R	H	RBI	BB	SO	LOB	BOTTOM								
Al Martin, L (1,7) OBP: 0.390, SLG: 0.513	CS		G3-1					F7		4	0	2	0	0	0	1	<b>Florida Marlins @ San Diego Padres</b> Qualcomm Stadium, San Diego, CA Mon May 01 2000, 10:05 PM EDT Att: 32,083 - Sunny - 73 F								
Dave Magadan, L (1,5) David Newhan, L (8, FR) OBP: 0.333, SLG: 0.143 OBP: 0.348, SLG: 0.389	1B							1B		2	0	1	0	2	0	2									
Eric Owens, R (1,8) OBP: 0.426, SLG: 0.470	BB		2B					1B		0	1	0	0	0	0	0									
Ryan Klesko, L (1,3) OBP: 0.333, SLG: 0.539	BB		BB					1B		4	0	2	1	0	1	3									
Bret Boone, R (1,4) OBP: 0.330, SLG: 0.392								1B		4	0	1	1	0	1	3									
Wiki Gonzalez, R (1,2) OBP: 0.382, SLG: 0.438								1B		4	0	0	0	0	1	0									
29 Kory DeHaan, L (1,9) OBP: 0.222, SLG: 0.250								1B		4	0	0	0	0	2	0									
Chris Gomez, R (1,6) OBP: 0.421, SLG: 0.214								1B		3	0	1	0	1	1	0									
Woody Williams, R (1,1) Vicente Palacios, R (9,1) Ed Sprague, R (9, PH) OBP: 0.235, SLG: 0.286 OBP: 0.351, SLG: 0.735								1B		3	1	1	0	0	1	1									
<b>Inning Stats</b>	R: 0 E: 0 K: 1 S: 8	H: 1 LOB: 1 BB: 1 P: 18	R: 0 E: 0 K: 1 S: 8	H: 0 LOB: 0 BB: 0 P: 10	R: 1 E: 0 K: 1 S: 16	H: 2 LOB: 2 BB: 1 P: 33	R: 0 E: 0 K: 1 S: 6	H: 0 LOB: 0 BB: 0 P: 9	R: 0 E: 0 K: 2 S: 7	H: 0 LOB: 0 BB: 0 P: 11	R: 0 E: 0 K: 1 S: 5	H: 0 LOB: 0 BB: 0 P: 7	R: 1 E: 0 K: 0 S: 13	H: 3 LOB: 1 BB: 0 P: 19	R: 0 E: 0 K: 2 S: 10	H: 0 LOB: 1 BB: 1 P: 16		1B: 6 2B: 2 3B: 0 HR: 0	SF: 0 SAC: 0 DP: 0 HBP: 0	WP: 0 PB: 0 SB: 0 CS: 1	PA: 36				
<b>PITCHER</b>	IP	WLS	BF	H	R	ER	SO	BB	IBB	HBP	BLK	WP	HR	S	P	ERA	WHIP								
Ryan Dempster, R (1,1) ERA: 2.95	0.1	H	1	1	0	0	0	0	0	0	0	0	0	2	4	0.00	3.000								
Braden Looper, R (8,1) ERA: 1.17	0.1	H	1	0	0	0	0	0	0	0	0	0	0	4	7	0.00	0.000								
Antonio Alfonseca, R (9,1) ERA: 4.8	1.0	S	4	0	0	0	2	1	0	0	0	0	0	10	16	0.00	1.000								

AB	33
R	2
H	8
RBI	2
BB	3
SO	10
LOB	12





Batter	1	2	3	4	5	6	7	8	9	AB	R	H	RBI	BB	SO	LOB	TOP					
Mark Kotsay, L (1, 9) OBP: 0.340, SLG: 0.477										5	1	1	1	0	1	4	<b>Florida Marlins @ San Diego Padres</b> Qualcomm Stadium, San Diego, CA Tue May 02 2000, 10:05 PM EDT Att: 24,139 - Sunny - 73 F					
Dave Berg, R (1, 4) OBP: 0.429, SLG: 0.520										4	0	1	0	0	1	3						
Cliff Floyd, L (1, 7) OBP: 0.310, SLG: 0.315										4	0	1	0	0	1	3						
Preston Wilson, R (1, 8) OBP: 0.311, SLG: 0.394										4	0	0	0	0	2	1						
Mike Lowell, R (1, 5) OBP: 0.333, SLG: 0.519										4	0	0	0	0	0	1						
Derrek Lee, R (1, 3) OBP: 0.456, SLG: 0.609										3	0	0	0	1	1	1						
Alex Gonzalez, R (1, 6) OBP: 0.207, SLG: 0.217										4	0	0	0	0	0	1						
Paul Bako, L (1, 2) OBP: 0.390, SLG: 0.343 (9, PH)										1	1	1	0	2	0	0						
Mark Smith, R (9, PH) OBP: 0.456, SLG: 0.333										1	0	0	0	0	1	0						
Vladimir Nunez, R (1, 1) OBP: 0.286, SLG: 0.714 (7, PH)										2	1	1	2	0	1	1						
Brant Brown, L (7, PH) OBP: 0.238, SLG: 0.333 (8, 1)										0	0	0	0	0	0	0						
Armando Almanza, L (7, 1) OBP: 1.000, SLG: 1.000 (9, PH)										0	0	0	0	0	0	0						
Vic Darenbourg, L (8, 1) OBP: 0.354, SLG: 0.424 (9, PH)										1	0	1	0	0	0	0						
<b>Inning Stats</b>	R: 1 E: 0 K: 0 S: 5	H: 1 LOB: 0 BB: 0 P: 9	R: 0 E: 0 K: 0 S: 5	H: 0 LOB: 0 BB: 0 P: 7	R: 0 E: 0 K: 1 S: 10	H: 1 LOB: 1 BB: 0 P: 15	R: 0 E: 0 K: 2 S: 10	H: 1 LOB: 1 BB: 0 P: 16	R: 2 E: 0 K: 1 S: 17	H: 2 LOB: 1 BB: 1 P: 29	R: 0 E: 0 K: 1 S: 9	H: 0 LOB: 1 BB: 1 P: 14	R: 0 E: 1 K: 2 S: 10	H: 0 LOB: 2 BB: 1 P: 19	R: 0 E: 0 K: 0 S: 7	H: 0 LOB: 0 BB: 0 P: 8	R: 0 E: 0 K: 1 S: 7	H: 1 LOB: 1 BB: 0 P: 8	1B: 2 2B: 2 3B: 0 HR: 2	SF: 0 SAC: 0 DP: 0 HBP: 0	WP: 0 PB: 0 SB: 0 CS: 0	PA: 37
<b>PITCHER</b>	IP WLS BF H R ER SO BB IBB HBP BLK WP HR S P ERA WHIP																					
Matt Clement, R (1, 1) ERA: 4.31	8.0 W 33 5 3 3 7 3 0 0 0 0 0 2 73 117 3.38 1.000																					
Carlos Almanzar, R (9, 1) ERA: 5.29	0.2 3 1 0 0 1 0 0 0 0 0 0 0 6 7 0.00 1.500																					
Matt Whisenant, L (9, 1) ERA: 1.5	0.1 1 0 0 0 0 0 0 0 0 0 0 0 1 1 0.00 0.000																					

Batter	1	2	3	4	5	6	7	8	9	AB	R	H	RBI	BB	SO	LOB	BOTTOM			
Al Martin, L (1, 7) OBP: 0.394, SLG: 0.538										4	2	2	1	0	1	0	<b>Florida Marlins @ San Diego Padres</b> Qualcomm Stadium, San Diego, CA Tue May 02 2000, 10:05 PM EDT Att: 24,139 - Sunny - 73 F			
Damian Jackson, R (1, 6) OBP: 0.404, SLG: 0.520										4	3	3	2	0	0	0				
Ryan Klesko, L (1, 3) OBP: 0.343, SLG: 0.549 (7, PH)										2	1	1	1	1	0	0				
Ed Sprague, R (8, 3) OBP: 0.342, SLG: 0.714										1	0	0	0	0	0	0				
Phil Nevin, R (1, 5) OBP: 0.372, SLG: 0.598										3	1	2	3	0	0	0				
Eric Owens, R (1, 8) OBP: 0.420, SLG: 0.462										4	1	1	0	0	1	2				
Bret Boone, R (1, 4) OBP: 0.327, SLG: 0.387										4	0	1	1	0	1	1				
Carlos Hernandez, R (1, 2) OBP: 0.378, SLG: 0.385										4	0	1	0	0	1	2				
29 Kory DeHaan, L (1, 9) OBP: 0.182, SLG: 0.200										4	0	0	0	0	1	1				
Matt Clement, R (1, 1) OBP: 0.133, SLG: 0.214										3	0	0	0	0	1	0				
Chris Gomez, R (8, PH) OBP: 0.400, SLG: 0.200										0	0	0	0	0	0	0				
Carlos Almanzar, R (9, 1)										0	0	0	0	0	0	0				
Matt Whisenant, R (9, 1)										0	0	0	0	0	0	0				
<b>Inning Stats</b>	R: 1 E: 0 K: 1 S: 14	H: 1 LOB: 1 BB: 1 P: 20	R: 0 E: 0 K: 0 S: 7	H: 0 LOB: 0 BB: 0 P: 12	R: 4 E: 0 K: 2 S: 21	H: 5 LOB: 1 BB: 0 P: 36	R: 2 E: 0 K: 1 S: 9	H: 2 LOB: 0 BB: 0 P: 15	R: 0 E: 0 K: 1 S: 7	H: 1 LOB: 1 BB: 0 P: 12	R: 1 E: 0 K: 1 S: 7	H: 1 LOB: 0 BB: 0 P: 13	R: 0 E: 0 K: 0 S: 8	H: 0 LOB: 0 BB: 0 P: 11	R: 0 E: 0 K: 0 S: 9	H: 1 LOB: 1 BB: 0 P: 14	1B: 6 2B: 2 3B: 0 HR: 3	SF: 1 SAC: 0 DP: 0 HBP: 0	WP: 0 PB: 0 SB: 3 CS: 0	PA: 36
<b>PITCHER</b>	IP WLS BF H R ER SO BB IBB HBP BLK WP HR S P ERA WHIP																			
Vladimir Nunez, R (1, 1) ERA: 10.48	6.0 L 29 10 8 8 6 1 0 0 0 0 0 0 3 65 108 12.00 1.833																			
Armando Almanza, L (7, 1) ERA: 2.51	1.0 3 0 0 0 0 0 0 0 0 0 0 0 8 11 0.00 0.000																			
Vic Darenbourg, L (8, 1) ERA: 3.27	1.0 4 1 0 0 0 0 0 0 0 0 0 0 9 14 0.00 1.000																			

AB	34
R	3
H	6
RBI	3
BB	3
SO	8
LOB	16



AB	34
R	8
H	11
RBI	8
BB	1
SO	6
LOB	7





Batter	1	2	3	4	5	6	7	8	9	AB	R	H	RBI	BB	SO	LOB	TOP										
Mark Kotsay, L (1,9) OBP: 0.327, SLG: 0.457	G6-3		G4-3		G4-3			G4-6-3		4	0	0	0	0	0	3	<b>Florida Marlins @ San Diego Padres</b> Qualcomm Stadium, San Diego, CA Wed May 03 2000, 10:05 PM EDT Att: 14,586 - Sunny - 70 F										
Dave Berg, R (1,4) OBP: 0.375, SLG: 0.448	G4-3		G6-3			G3		F9		4	0	0	0	0	0	0											
Cliff Floyd, L (1,7) OBP: 0.319, SLG: 0.364	G4-3			G6-4-3 1B		P5		HR		4	1	2	1	0	0												
Preston Wilson, R (1,8) OBP: 0.310, SLG: 0.384		1B HBP		K		F5		K		3	0	0	0	0	2	1											
Mike Lowell, R (1,5) OBP: 0.322, SLG: 0.500	L5		G6-4-3				F8	K		4	0	0	0	0	1	2											
Derrek Lee, R (1,3) OBP: 0.467, SLG: 0.612					SH5-4 1B		F9			3	0	2	0	0	0	0											
Alex Gonzalez, R (1,6) OBP: 0.202, SLG: 0.211	F8				E6 SH5-4		K2-3			3	0	0	0	0	1	3											
Paul Bako, L (1,2) OBP: 0.364, SLG: 0.316	K				K			G6-3		3	0	0	0	0	2	4											
Brad Penny, R (1,1) OBP: 0.133, SLG: 0.133			G5-3		SH5-4					1	0	0	0	0	0	0											
Armando Almanza, L (7,1)								G4-6-3 1B		0	0	0	0	0	0	0											
Brant Brown, L (8, PH) OBP: 0.256, SLG: 0.350										1	0	1	0	0	0	0											
Dan Miceli, R (8,1)										0	0	0	0	0	0	0											
<b>Inning Stats</b>	R: 0 E: 0 K: 0 S: 7	H: 0 LOB: 0 BB: 0 P: 11	R: 0 E: 0 K: 1 S: 8	H: 1 LOB: 2 BB: 0 P: 15	R: 0 E: 0 K: 0 S: 7	H: 0 LOB: 0 BB: 0 P: 11	R: 0 E: 0 K: 1 S: 8	H: 1 LOB: 0 BB: 0 P: 12	R: 0 E: 1 K: 1 S: 11	H: 1 LOB: 2 BB: 0 P: 16	R: 0 E: 0 K: 0 S: 6	H: 0 LOB: 0 BB: 0 P: 11	R: 0 E: 0 K: 1 S: 6	H: 0 LOB: 0 BB: 0 P: 6	R: 0 E: 0 K: 0 S: 6	H: 1 LOB: 0 BB: 0 P: 8	R: 1 E: 0 K: 2 S: 8	H: 1 LOB: 0 BB: 0 P: 11	1B: 4 2B: 0 3B: 0 HR: 1	SF: 0 SAC: 1 DP: 2 HBP: 1	WP: 0 PB: 0 SB: 0 CS: 0	PA: 32					
<b>PITCHER</b>	IP	WLS	BF	H	R	ER	SO	BB	IBB	HBP	BLK	WP	HR	S	P	ERA	WHIP										
Brian Meadows, R (1,1) ERA: 4.62	8.1	W	30	5	1	1	4	0	0	1	0	0	1	61	93	1.08	0.600										
Trevor Hoffman, R (9,1) ERA: 0.77	0.2	S	2	0	0	0	2	0	0	0	0	0	0	6	8	0.00	0.000										

AB	30
R	1
H	5
RBI	1
BB	0
SO	6
LOB	13

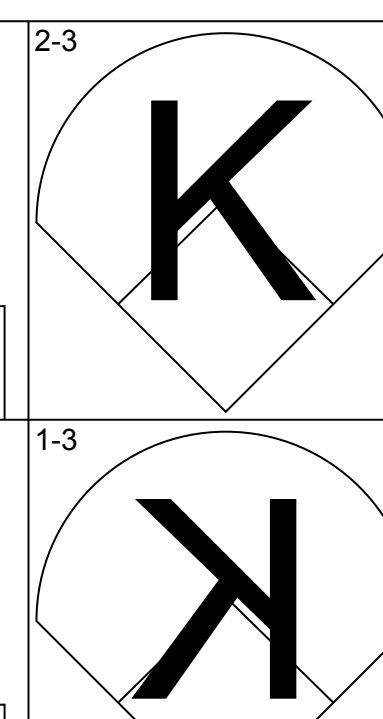
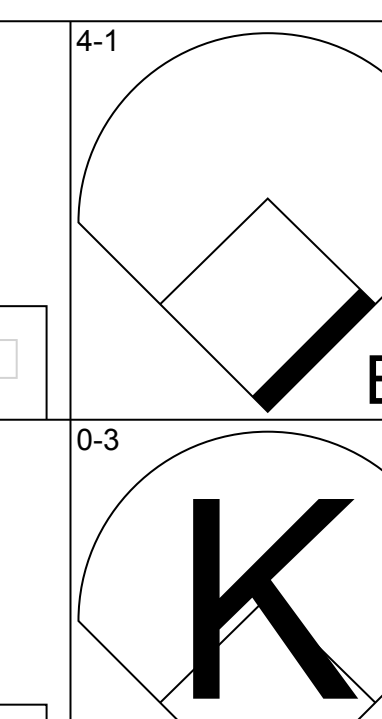
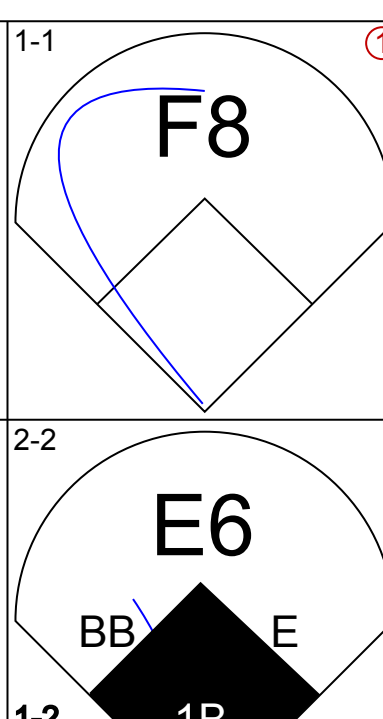
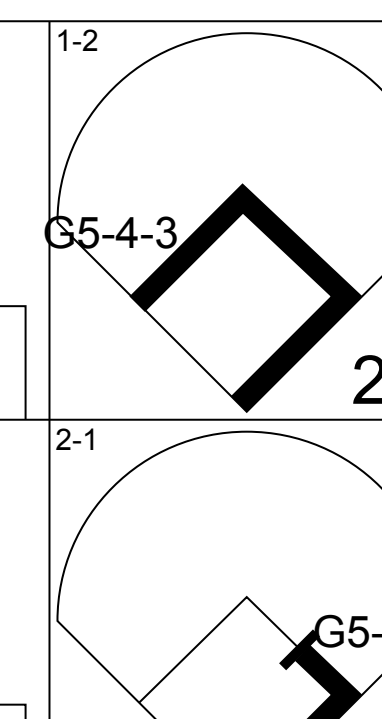
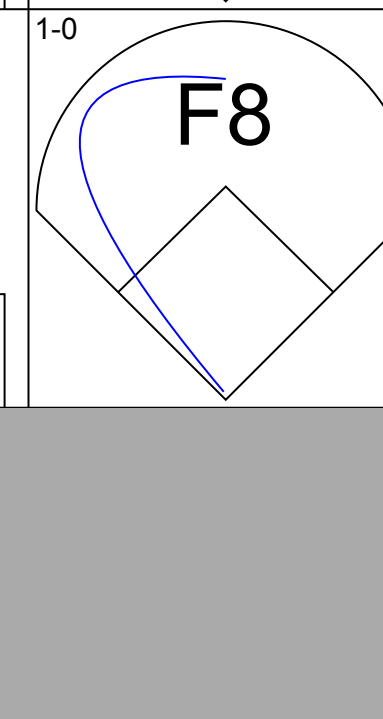

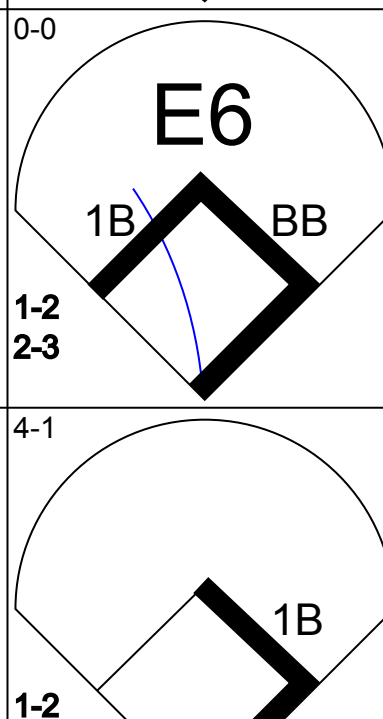
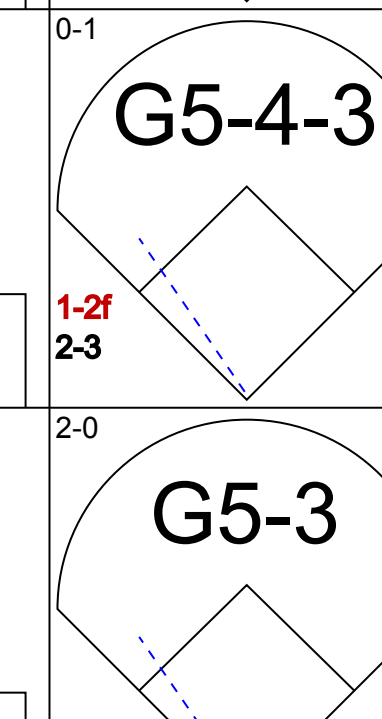

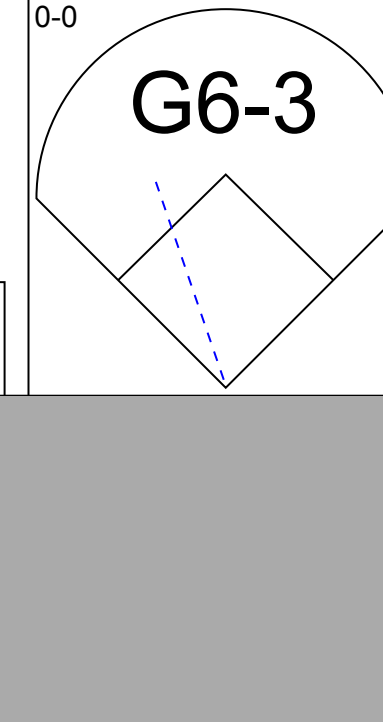
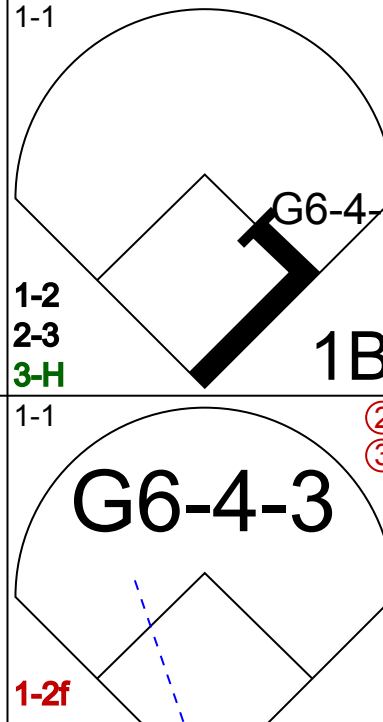

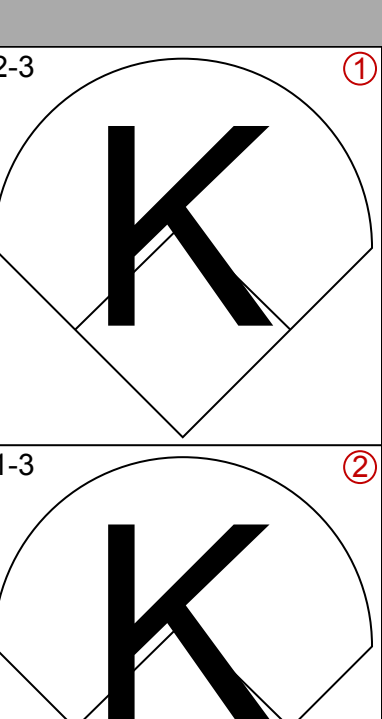
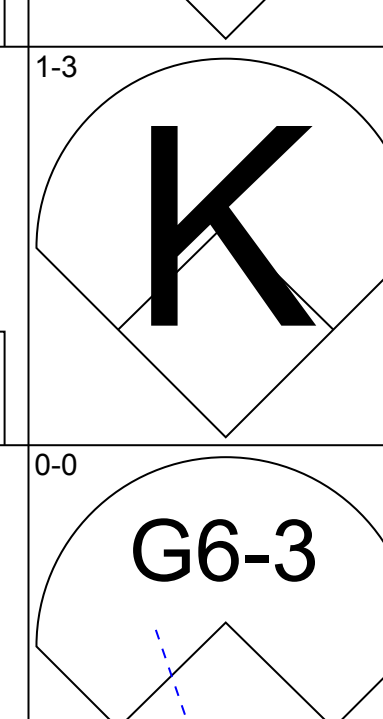
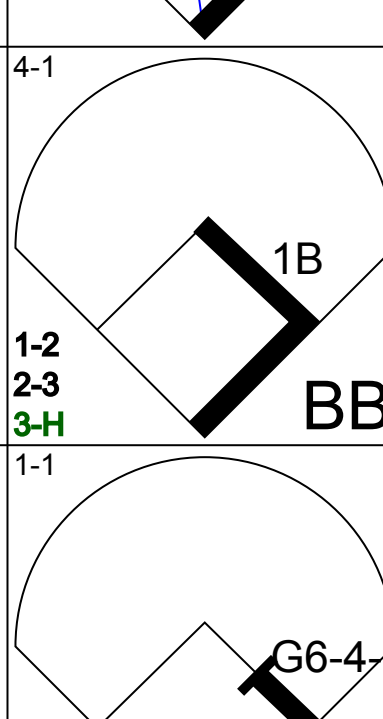
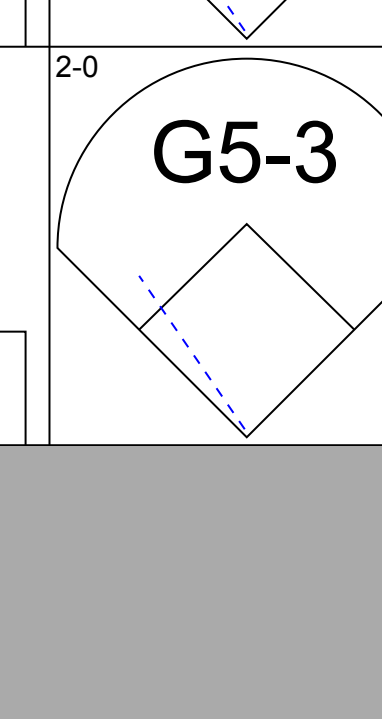
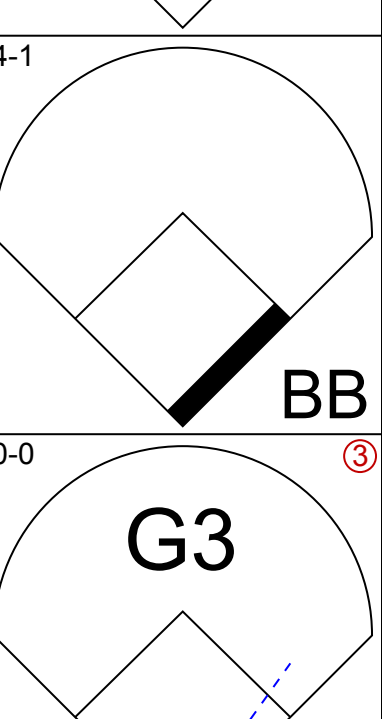

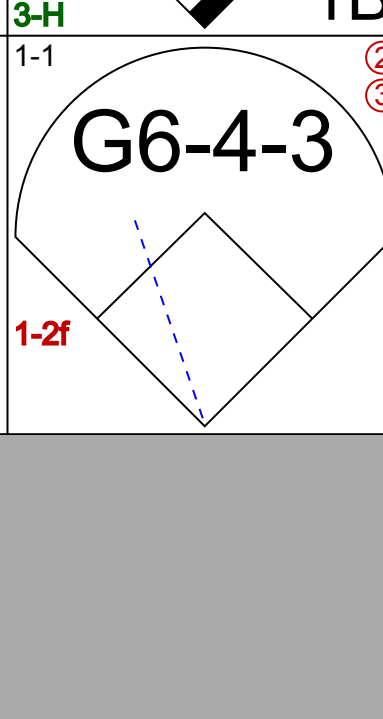
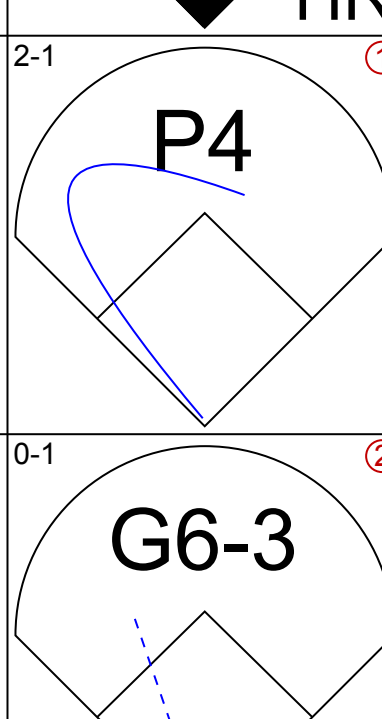

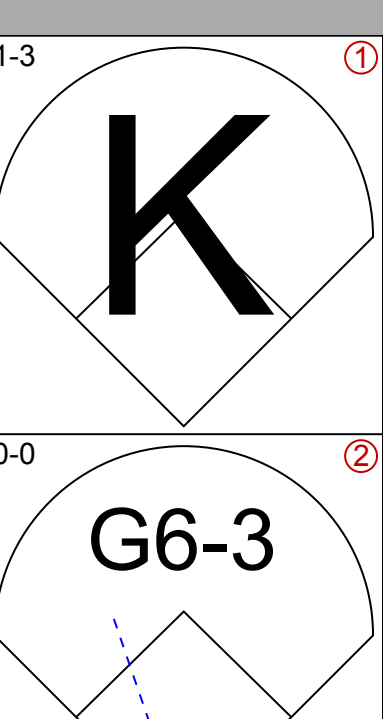
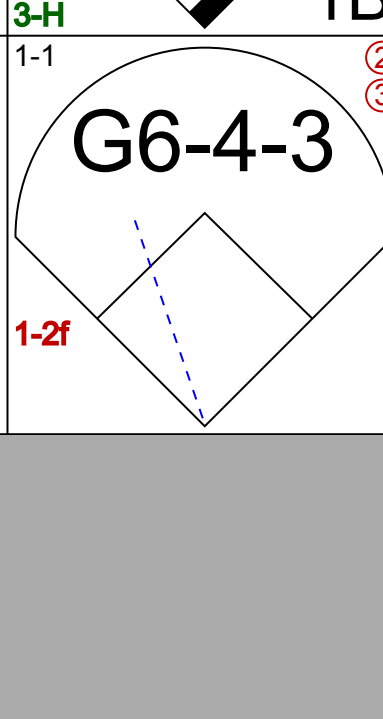

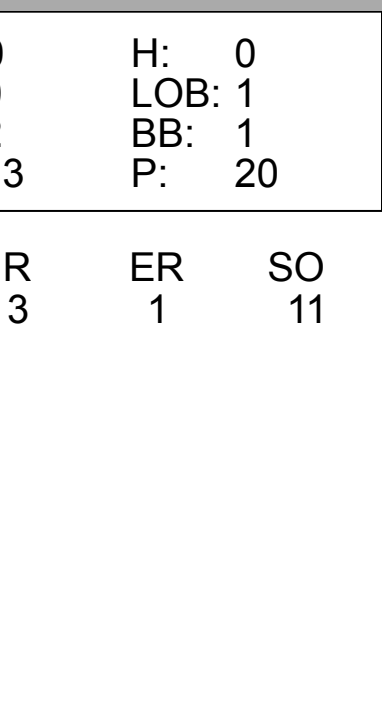
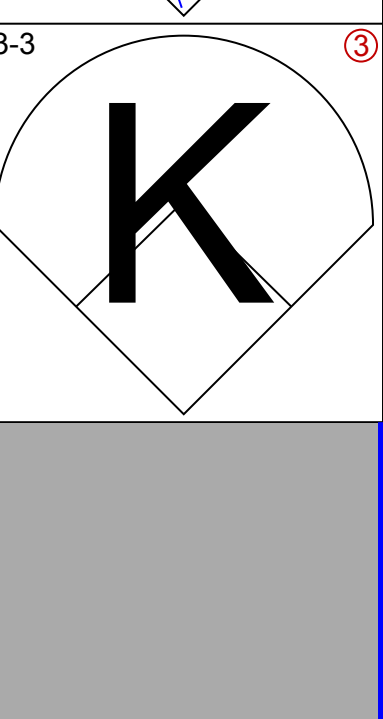
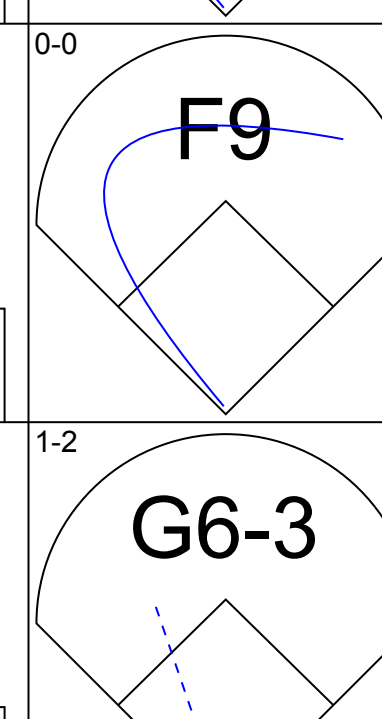
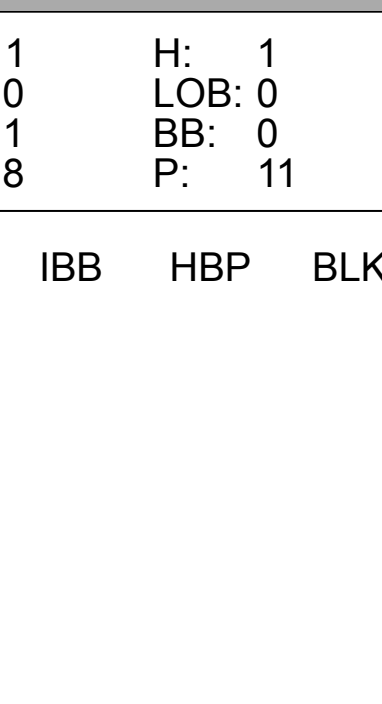
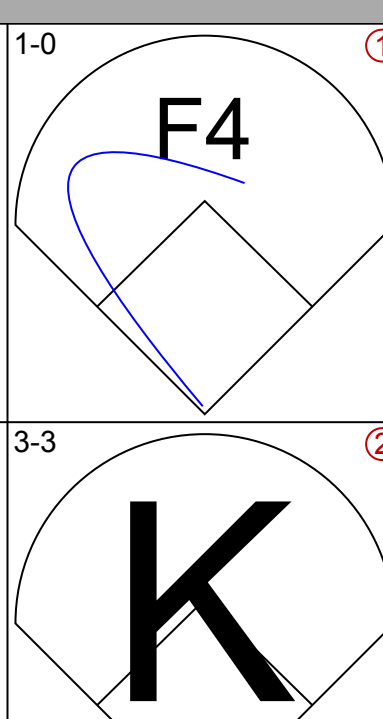
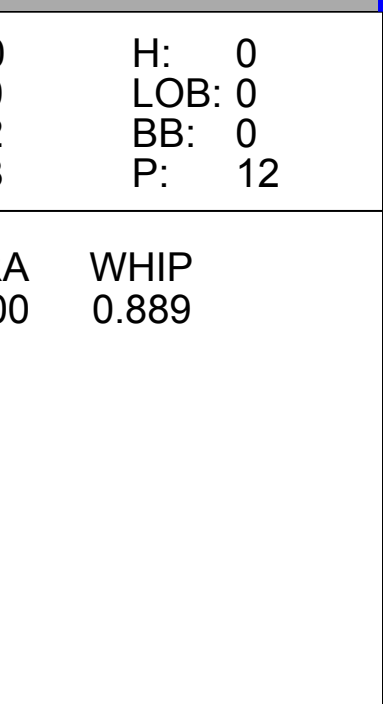
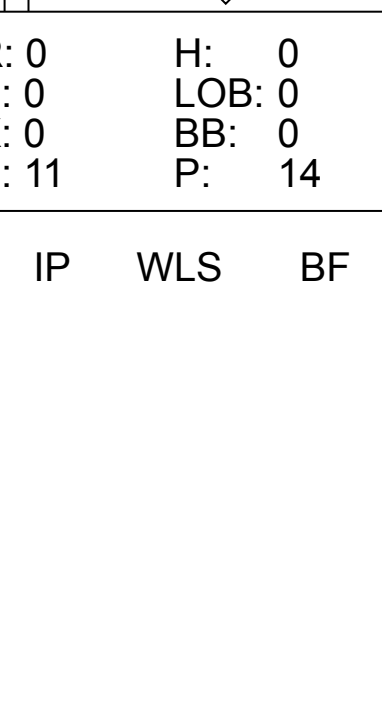

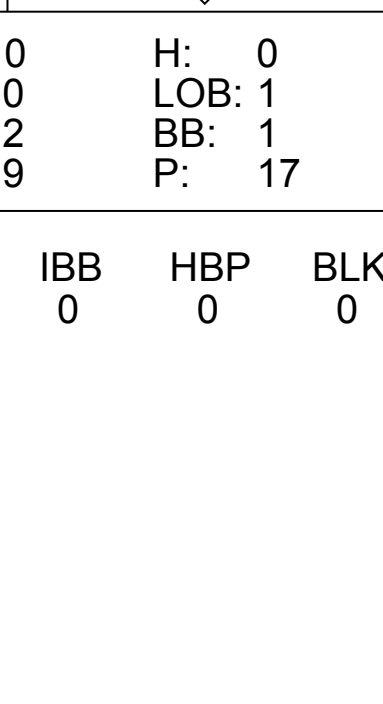
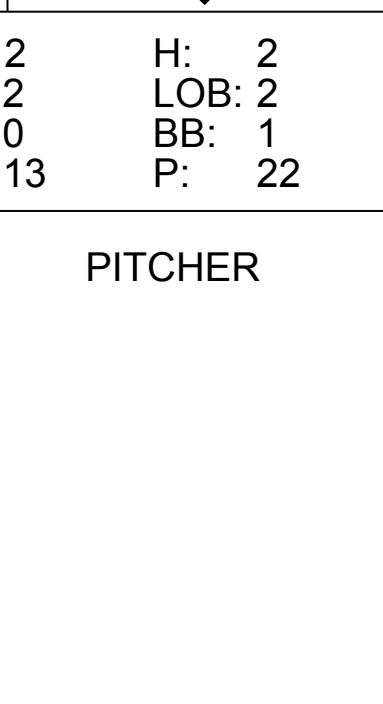
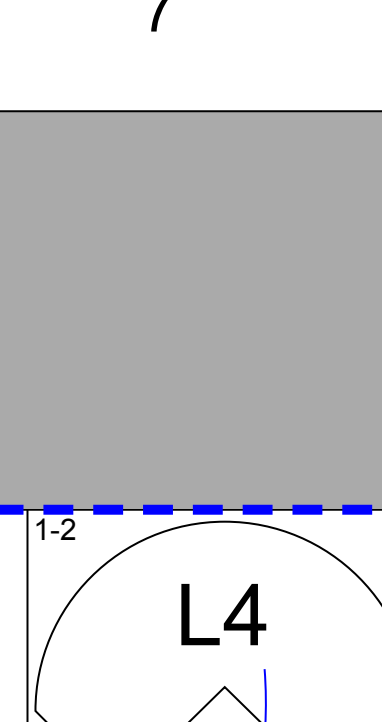


Batter	1	2	3	4	5	6	7	8	9	AB	R	H	RBI	BB	SO	LOB	BOTTOM										
Al Martin, L (1,7) OBP: 0.389, SLG: 0.525	P6		2B BB		P5		L6			3	1	0	0	1	0	0	<b>Florida Marlins @ San Diego Padres</b> Qualcomm Stadium, San Diego, CA Wed May 03 2000, 10:05 PM EDT Att: 14,586 - Sunny - 70 F										
Damian Jackson, R (1,6) OBP: 0.415, SLG: 0.533	K		E 2B		E FC5-2 BB		1B			3	1	2	1	1	1	0											
Ryan Klesko, L (1,3) OBP: 0.349, SLG: 0.547	K2-3		E1 FC5-4 1B		E9 FC5-2 1B		K			4	0	2	0	0	2	1											
Phil Nevin, R (1,5) OBP: 0.376, SLG: 0.619		HR	FC5-4 1-2		FC5-2 IBB		K			3	1	1	1	1	1	1											
Eric Owens, R (1,8) OBP: 0.414, SLG: 0.449	F9			G4-3 S BB	FC5-2 1-2 2-3 3-H		E6 CS			3	0	0	0	1	0	3											
Bret Boone, R (1,4) OBP: 0.316, SLG: 0.373	G5-3			G4-3		L4		G6-3		4	0	0	0	0	0	2											
Carlos Hernandez, R (1,2) OBP: 0.354, SLG: 0.357	G6-3			G6-3		G6-3				3	0	0	0	0	0	1											
David Newhan, L (1,9) OBP: 0.346, SLG: 0.350			K			G4-3				2	0	0	0	1	1	0											
Brian Meadows, R (1,1) ERA: 3.66			F8							3	0	0	0	0	2	2											
Trevor Hoffman, R (9,1) ERA: 2.0								K		0	0	0	0	0	0	0											
<b>Inning Stats</b>	R: 0 E: 0 K: 2 S: 8	H: 0 LOB: 0 BB: 0 P: 13	R: 1 E: 0 K: 0 S: 8	H: 1 LOB: 0 BB: 0 P: 10	R: 2 E: 1 K: 1 S: 13	H: 2 LOB: 1 BB: 1 P: 24	R: 0 E: 0 K: 1 S: 9	H: 0 LOB: 2 BB: 2 P: 20	R: 0 E: 1 K: 0 S: 4	H: 1 LOB: 2 BB: 2 P: 12	R: 0 E: 0 K: 0 S: 10	H: 0 LOB: 0 BB: 0 P: 15	R: 0 E: 0 K: 2 S: 12	H: 1 LOB: 0 BB: 0 P: 13	R: 0 E: 1 K: 1 S: 7	H: 0 LOB: 0 BB: 0 P: 11	1B: 3 2B: 1 3B: 0 HR: 1	SF: 0 SAC: 0 DP: 1 HBP: 0	WP: 0 PB: 0 SB: 1 CS: 1	PA: 33							
<b>PITCHER</b>	IP	WLS	BF	H	R	ER	SO	BB	IBB	HBP	BLK	WP	HR	S	P	ERA	WHIP										
Brad Penny, R (1,1) ERA: 3.66	6.2	L	29	5	3	2	5	3	2	0	0	0	0	61	104	2.70	1.200										
Armando Almanza, L (7,1) ERA: 2.53	0.1		1	0	0	0	1	0	0	0	0	0	0	3	3	0.00	0.000										
Dan Miceli, R (8,1) ERA: 2.0	1.0		3	0	0	0	1	0	0	0	0	0	0	7	11	0.00	0.000										

AB	28
R	3
H	5
RBI	2
BB	5
SO	7
LOB	10

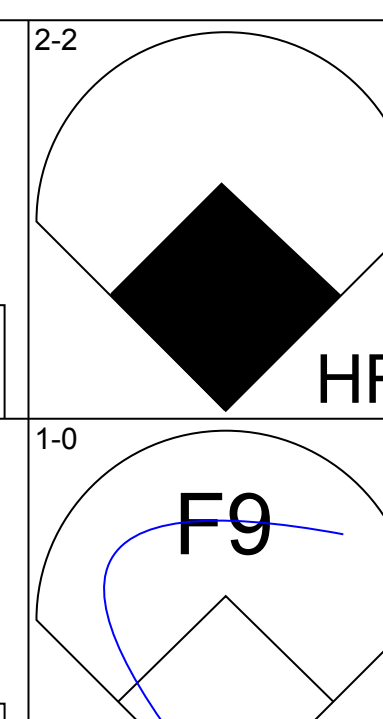
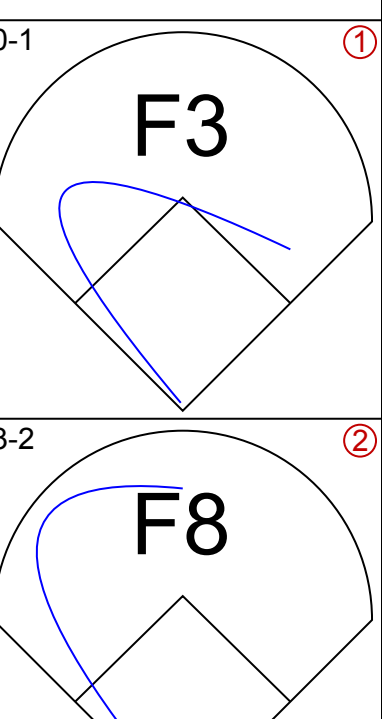
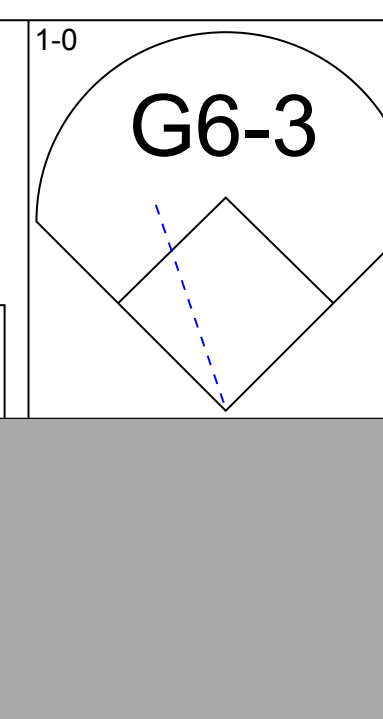

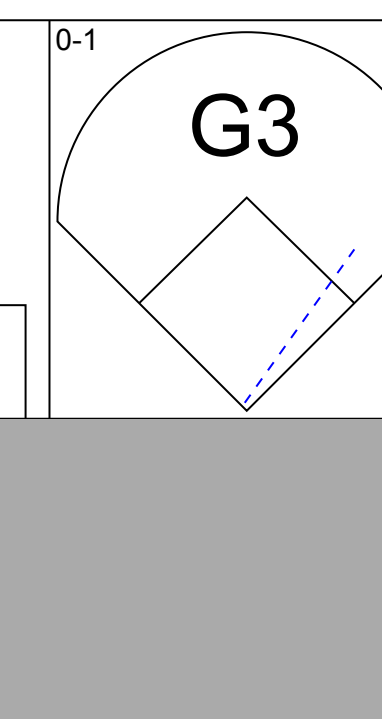
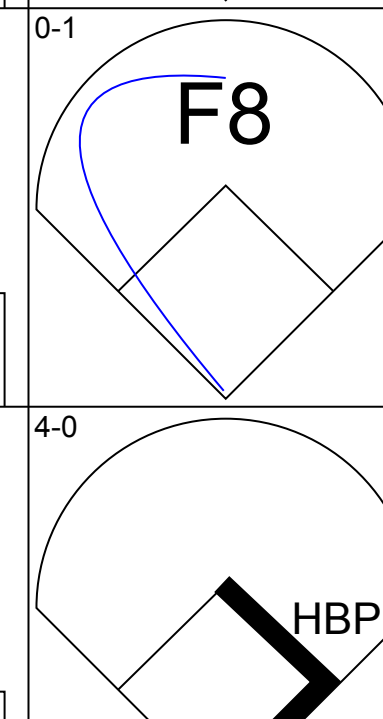
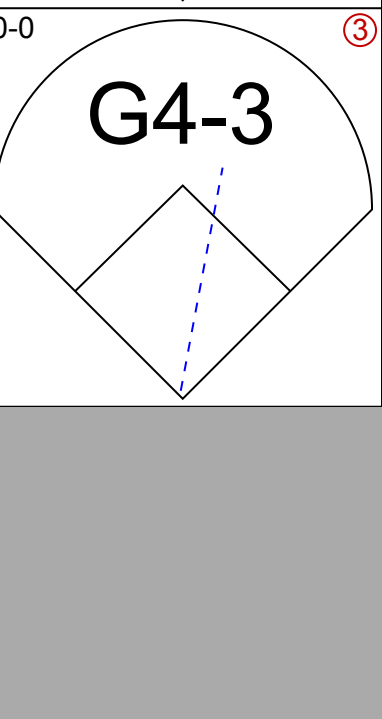
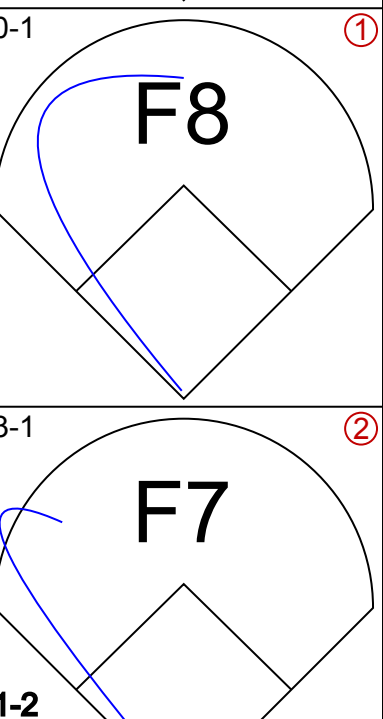
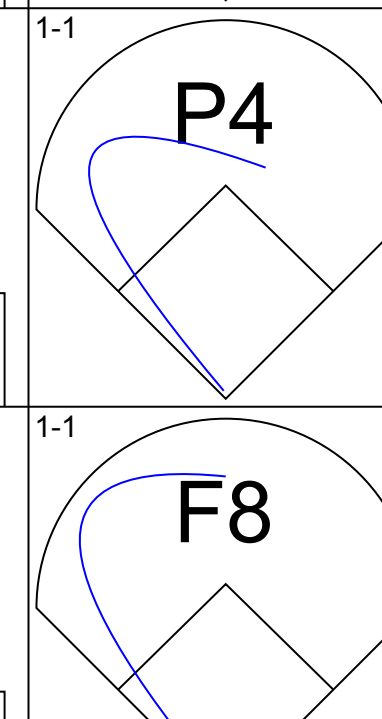
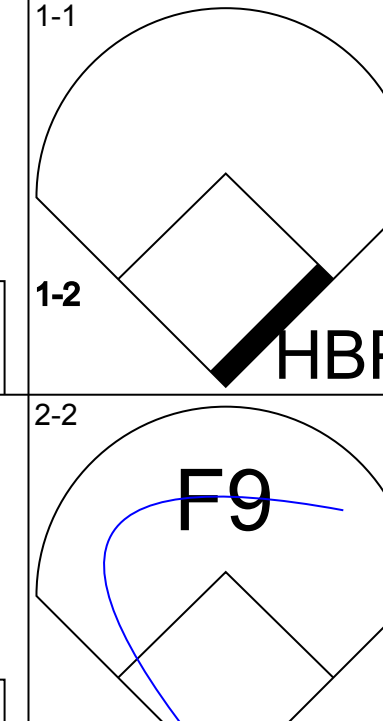

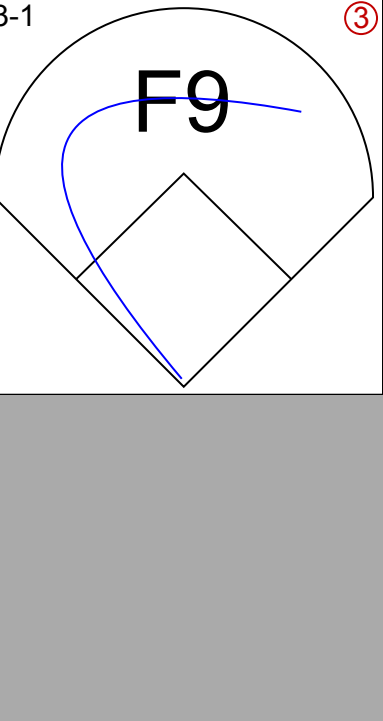


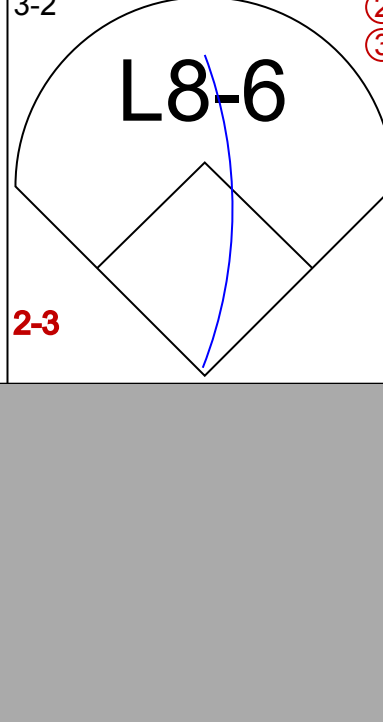




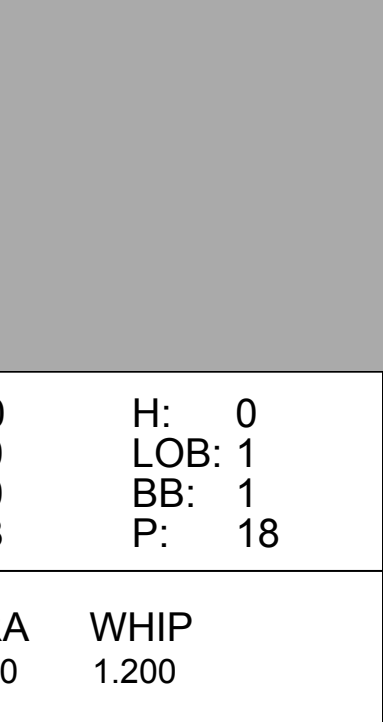
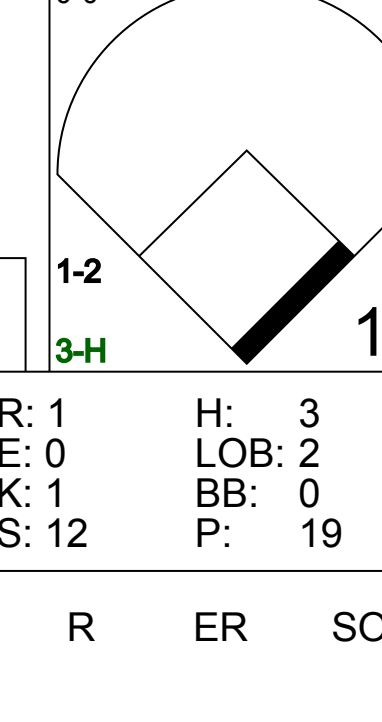









Batter	1	2	3	4	5	6	7	8	9	AB	R	H	RBI	BB	SO	LOB	TOP			
<b>Damian Jackson, R</b> OBP: 0.418, SLG: 0.537 (1, 6)										3	0	1	0	1	1	1	<b>San Diego Padres @ Arizona Diamondbacks</b> Bank One Ballpark, Phoenix, AZ Fri May 05 2000, 10:05 PM EDT Att: 42,297 - Sunny - 90 F			
<b>Eric Owens, R</b> OBP: 0.408, SLG: 0.441 (1, 9)										4	1	1	0	0	2	2				
<b>John Roskos, R</b> OBP: 0.100, SLG: 0.105 (1, 7)										4	0	0	0	0	1	4				
<b>Phil Nevin, R</b> OBP: 0.372, SLG: 0.602 (1, 5)										3	0	0	1	1	2	1				
<b>Ed Sprague, R</b> OBP: 0.357, SLG: 0.769 (1, 3)										4	1	2	2	0	1	0				
<b>Bret Boone, R</b> OBP: 0.314, SLG: 0.363 (1, 4)										3	0	0	0	1	1	3				
<b>Carlos Hernandez, R</b> OBP: 0.327, SLG: 0.326 (1, 2)										4	0	0	0	0	0	1				
<b>Ruben Rivera, R</b> OBP: 0.240, SLG: 0.478 (1, 8)										4	0	0	0	0	2	0				
<b>Sterling Hitchcock, L</b> <b>Chris Gomez, R</b> <b>Vicente Palacios, R</b> <b>Wiki Gonzalez, R</b> <b>Carlos Almanzar, R</b> <b>Kevin Walker, L</b> (1, 1) (6, PH) (6, 1) (7, PH) (7, 1) (8, 1)										1	0	0	0	0	1	0				
<b>Inning Stats</b>	R: 0 E: 0 K: 2 S: 8	H: 0 LOB: 0 BB: 0 P: 12	R: 0 E: 0 K: 2 S: 13	H: 0 LOB: 1 BB: 1 P: 20	R: 0 E: 0 K: 2 S: 9	H: 0 LOB: 0 BB: 0 P: 17	R: 0 E: 0 K: 2 S: 8	H: 0 LOB: 0 BB: 0 P: 10	R: 0 E: 0 K: 2 S: 13	H: 0 LOB: 0 BB: 0 P: 12	R: 0 E: 0 K: 0 S: 11	H: 0 LOB: 0 BB: 0 P: 14	R: 0 E: 0 K: 0 S: 8	H: 2 LOB: 1 BB: 0 P: 13	R: 1 E: 0 K: 1 S: 8	H: 1 LOB: 0 BB: 0 P: 11	1B: 3 2B: 1 3B: 0 HR: 1	SF: 0 SAC: 0 DP: 2 HBP: 0	WP: 0 PB: 0 SB: 0 CS: 0	PA: 35
<b>PITCHER</b> <b>Randy Johnson, L</b> ERA: 0.93 (1, 1)	IP: 9.0 WLS: W BF: 35 H: 5 R: 3 ER: 1 SO: 11 BB: 3 IBB: 0 HBP: 0 BLK: 0 WP: 0 HR: 1 S: 86 P: 131 ERA: 1.00 WHIP: 0.889															<b>PITCHER</b> IP: WLS: BF: H: R: ER: SO: BB: IBB: HBP: BLK: WP: HR: S: P: ERA: WHIP				

AB	32
R	3
H	5
RBI	3
BB	3
SO	11
LOB	12



Batter	1	2	3	4	5	6	7	8	9	AB	R	H	RBI	BB	SO	LOB	BOTTOM	
<b>Hanley Frias, S</b> OBP: 0.263, SLG: 0.265 (1, 6)										5	1	1	1	0	1	5	<b>San Diego Padres @ Arizona Diamondbacks</b> Bank One Ballpark, Phoenix, AZ Fri May 05 2000, 10:05 PM EDT Att: 42,297 - Sunny - 90 F	
<b>Jay Bell, R</b> OBP: 0.404, SLG: 0.482 (1, 4)										3	0	0	0	1	0	1		
<b>Luis Gonzalez, L</b> OBP: 0.343, SLG: 0.522 (1, 7)										4	0	0	0	0	0	2		
<b>Greg Colbrunn, R</b> OBP: 0.619, SLG: 0.821 (1, 3)										3	1	1	1	1	0	1		
<b>Steve Finley, L</b> OBP: 0.381, SLG: 0.635 (1, 8)										3	1	1	0	0	0	1		
<b>Bernard Gilkey, R</b> OBP: 0.316, SLG: 0.419 (1, 9)										4	0	0	0	0	2	3		
<b>Damian Miller, R</b> OBP: 0.375, SLG: 0.558 (1, 2)										3	1	2	1	1	0	1		
<b>Danny Klassen, R</b> OBP: 0.333, SLG: 0.429 (1, 5)										4	1	1	1	0	0	3		
<b>Randy Johnson, R</b> OBP: 0.304, SLG: 0.318 (1, 1)										3	0	2	1	0	1	0		
<b>Inning Stats</b>	R: 1 E: 0 K: 0 S: 12	H: 1 LOB: 2 BB: 1 P: 22	R: 2 E: 0 K: 0 S: 12	H: 2 LOB: 1 BB: 0 P: 19	R: 1 E: 1 K: 0 S: 6	H: 1 LOB: 0 BB: 0 P: 12	R: 0 E: 0 K: 1 S: 5	H: 0 LOB: 0 BB: 0 P: 9	R: 0 E: 0 K: 2 S: 14	H: 1 LOB: 2 BB: 1 P: 23	R: 0 E: 0 K: 0 S: 8	H: 0 LOB: 0 BB: 0 P: 11	R: 1 E: 0 K: 1 S: 12	H: 3 LOB: 2 BB: 0 P: 19	1B: 4 2B: 1 3B: 0 HR: 4	SF: 0 SAC: 0 DP: 1 HBP: 2	WP: 0 PB: 0 SB: 1 CS: 0	PA: 37
<b>PITCHER</b> <b>Sterling Hitchcock, L</b> ERA: 5.27 <b>Vicente Palacios, R</b> ERA: 9.45 <b>Carlos Almanzar, R</b> ERA: 5.0 <b>Kevin Walker, L</b> ERA: 7.71 (1, 1) (6, 1) (7, 1) (8, 1)	IP: 5.0 WLS: L BF: 23 H: 4 R: 4 ER: 4 SO: 4 BB: 2 IBB: 0 HBP: 0 BLK: 0 WP: 0 HR: 4 S: 43 P: 80 ERA: 7.20 WHIP: 1.200															<b>PITCHER</b> IP: WLS: BF: H: R: ER: SO: BB: IBB: HBP: BLK: WP: HR: S: P: ERA: WHIP		

AB	32
R	5
H	8
RBI	5
BB	3
SO	4
LOB	17






Batter	1	2	3	4	5	6	7	8	9	AB	R	H	RBI	BB	SO	LOB	TOP																				
<b>Al Martin, L</b> OBP: 0.378, SLG: 0.508 (1, 7)	G1-3		L6		G3		G1-3			4	0	0	0	0	0	0	<b>San Diego Padres @ Arizona Diamondbacks</b> Bank One Ballpark, Phoenix, AZ Sat May 06 2000, 4:35 PM EDT Att: 36,827 - Dome - 72 F																				
<b>Damian Jackson, R</b> OBP: 0.413, SLG: 0.523 (1, 6)	FC4-6 BB		F7		B3			K		3	0	0	0	1	1	0																					
<b>Eric Owens, R</b> OBP: 0.395, SLG: 0.426 (1, 9)	L6		G6-3		G6-3			K		4	0	0	0	0	1	1																					
<b>Phil Nevin, R</b> OBP: 0.376, SLG: 0.598 (1, 5)	FC4-6 1-2				2B HR 1B			K		4	1	2	0	0	1	1																					
<b>Ed Sprague, R</b> OBP: 0.413, SLG: 0.953 (1, 3)					HR 2B			HR		4	3	4	2	0	0	0																					
<b>Bret Boone, R</b> OBP: 0.320, SLG: 0.393 (1, 4)					HR			F3		4	1	2	3	0	0	2																					
<b>Wiki Gonzalez, R</b> OBP: 0.350, SLG: 0.396 (1, 2)					HR			F9		4	0	0	0	0	0	2																					
<b>Ruben Rivera, R</b> OBP: 0.207, SLG: 0.407 (1, 8)					G6-3			K		4	0	0	0	0	1	1																					
<b>Rodrigo Lopez, R</b> Kevin Walker, L Vicente Palacios, R John Roskos, R Matt Whisenant, R Rodney Myers, R					G6-3			G6-3		1	0	0	0	0	1	1																					
<b>Inning Stats</b>	R: 0 E: 0 K: 0 S: 6	H: 0 LOB: 1 BB: 1 P: 13	R: 1 E: 0 K: 0 S: 12	H: 2 LOB: 1 BB: 0 P: 21	R: 0 E: 0 K: 0 S: 8	H: 0 LOB: 0 BB: 0 P: 13	R: 3 E: 0 K: 0 S: 11	H: 3 LOB: 0 BB: 0 P: 17	R: 0 E: 0 K: 0 S: 5	H: 2 LOB: 1 BB: 0 P: 11	R: 0 E: 0 K: 0 S: 7	H: 0 LOB: 0 BB: 0 P: 10	R: 0 E: 0 K: 3 S: 11	H: 0 LOB: 0 BB: 0 P: 12	R: 1 E: 0 K: 1 S: 14	H: 1 LOB: 0 BB: 0 P: 20	1B: 4 2B: 2 3B: 0 HR: 3	SF: 0 SAC: 0 DP: 1 HBP: 0	WP: 0 PB: 0 SB: 1 CS: 0	PA: 35																	
<b>PITCHER</b>	IP	WLS	BF	H	R	ER	SO	BB	IBB	HBP	BLK	WP	HR	S	P	ERA	WHIP	<b>PITCHER</b>			IP	WLS	BF	H	R	ER	SO	BB	IBB	HBP	BLK	WP	HR	S	P	ERA	WHIP
<b>Brian Anderson, L</b> ERA: 4.62 (1, 1)	7.0	W	28	7	4	4	1	1	0	0	0	0	2	57	91	5.14	1.143																				
<b>Byung-Hyun Kim, R</b> ERA: 2.03 (8, 1)	1.0		3	0	0	0	3	0	0	0	0	0	0	11	12	0.00	0.000																				
<b>Russ Springer, R</b> ERA: 7.36 (9, 1)	1.0		4	1	1	1	1	0	0	0	0	0	1	14	20	9.00	1.000																				

Batter	1	2	3	4	5	6	7	8	9	AB	R	H	RBI	BB	SO	LOB	BOTTOM																				
<b>Tony Womack, L</b> OBP: 0.284, SLG: 0.402 (1, 6)	G3	FC4 1B FC1-6		BB 1B SF8		CS 1B	G4-3			5	2	2	0	0	0	3	<b>San Diego Padres @ Arizona Diamondbacks</b> Bank One Ballpark, Phoenix, AZ Sat May 06 2000, 4:35 PM EDT Att: 36,827 - Dome - 72 F																				
<b>Jay Bell, R</b> OBP: 0.404, SLG: 0.478 (1, 4)	L7	FC1-6 1B		SF8 BB 1B		F8		G5-3		5	0	2	2	0	0	1																					
<b>Luis Gonzalez, L</b> OBP: 0.345, SLG: 0.508 (1, 7)	PO BB	FC1-6 1B		P4		BB		G4-3		3	0	0	1	2	0	4																					
<b>Erubiel Durazo, L</b> OBP: 0.463, SLG: 0.649 (1, 3)	PO 1-2	HR		BB		F8		K		4	1	2	2	1	1	1																					
<b>Steve Finley, L</b> OBP: 0.385, SLG: 0.641 (1, 8)		2B		SF8		FC4-6 2B BB				2	2	1	1	1	0	2																					
<b>Travis Lee, L</b> OBP: 0.351, SLG: 0.494 (1, 9)		G3		F8		P6				3	1	0	0	1	0	3																					
<b>Kelly Stinnett, R</b> OBP: 0.315, SLG: 0.591 (1, 2)		FC4 1B 1B		F9		P4		FC4-6 1B		4	1	2	1	0	0	0																					
<b>Andy Fox, L</b> OBP: 0.186, SLG: 0.128 (1, 5)		FC4 1B 1B		K		G1-3		FC4-6 2B		4	2	1	0	0	1	2																					
<b>Brian Anderson, R</b> OBP: 0.143, SLG: 0.154 (1, 1)		SF7		1B BB 1B		G6-3		1-2 2-3 3-H		2	1	1	1	0	0	0																					
<b>Greg Colbrunn, R</b> OBP: 0.628, SLG: 0.862 (7, PH)				1B BB 1B						1	0	1	2	0	0	0																					
<b>Byung-Hyun Kim, R</b> OBP: 1.000, SLG: 1.000 (9, 1)				1B BB 1B						0	0	0	0	0	0	0																					
<b>Russ Springer, R</b> OBP: 1.000, SLG: 1.000 (9, 1)				1B BB 1B						0	0	0	0	0	0	0																					
<b>Inning Stats</b>	R: 0 E: 0 K: 0 S: 5	H: 0 LOB: 0 BB: 1 P: 14	R: 6 E: 0 K: 0 S: 23	H: 6 LOB: 2 BB: 1 P: 43	R: 0 E: 0 K: 1 S: 6	H: 0 LOB: 0 BB: 0 P: 9	R: 2 E: 0 K: 0 S: 14	H: 3 LOB: 2 BB: 1 P: 25	R: 0 E: 0 K: 0 S: 8	H: 1 LOB: 1 BB: 1 P: 8	R: 2 E: 0 K: 0 S: 14	H: 2 LOB: 1 BB: 1 P: 24	R: 0 E: 0 K: 1 S: 9	H: 0 LOB: 0 BB: 0 P: 17	1B: 9 2B: 2 3B: 0 HR: 1	SF: 2 SAC: 0 DP: 0 HBP: 0	WP: 0 PB: 0 SB: 0 CS: 1	PA: 41																			
<b>PITCHER</b>	IP	WLS	BF	H	R	ER	SO	BB	IBB	HBP	BLK	WP	HR	S	P	ERA	WHIP	<b>PITCHER</b>			IP	WLS	BF	H	R	ER	SO	BB	IBB	HBP	BLK	WP	HR	S	P	ERA	WHIP
<b>Rodrigo Lopez, R</b> ERA: 7.27 (1, 1)	1.2	L	13	6	6	6	0	2	0	0	0	0	0	22	37	7.71	1.714																				
<b>Kevin Walker, L</b> ERA: 7.71 (2, 1)	2.1		11	3	2	2	1	1	0	0	0	0	0	12	18	0.00	1.000																				
<b>Vicente Palacios, R</b> ERA: 7.27 (5, 1)	2.0		7	1	0	0	0	1	0	0	0	0	0	14	24	18.00	3.000																				
<b>Matt Whisenant, L</b> ERA: 2.77 (7, 1)	1.0		6	2	2	2	0	1	0	0	0	0	0	12	24	18.00	3.000																				
<b>Rodney Myers, R</b> ERA: (8, 1)	1.0		3	0	0	0	1	0	0	0	0	0	0	9	17	0.00	0.000																				

AB 34  
R 5  
H 8  
RBI 5  
BB 1  
SO 5  
LOB 8



AB 33  
R 10  
H 12  
RBI 10  
BB 5  
SO 2  
LOB 16









Batter	1	2	3	4	5	6	7	8	9	AB	R	H	RBI	BB	SO	LOB	TOP					
<b>Al Martin, L</b> OBP: 0.382, SLG: 0.511 (1, 7)										5	0	2	0	0	0	3	<b>San Diego Padres @ Cincinnati Reds</b> Cinergy Field, Cincinnati, OH Tue May 09 2000, 7:05 PM EDT Att: 22,435 - Cloudy - 82 F					
<b>Damian Jackson, R</b> OBP: 0.388, SLG: 0.487 (1, 6)										4	0	0	0	0	1	2						
<b>Ryan Klesko, L</b> OBP: 0.360, SLG: 0.549 (1, 3)										4	0	2	0	0	0	1						
<b>Phil Nevin, R</b> OBP: 0.361, SLG: 0.567 (1, 5)										4	0	0	0	0	0	4						
<b>Eric Owens, R</b> OBP: 0.402, SLG: 0.431 (1, 9)										4	0	2	0	0	0	0						
<b>Bret Boone, R</b> OBP: 0.323, SLG: 0.387 (1, 4)										4	0	1	0	0	1	2						
<b>Carlos Hernandez, R</b> OBP: 0.317, SLG: 0.302 (1, 2)										4	0	0	0	0	1	2						
<b>Ruben Rivera, R</b> OBP: 0.265, SLG: 0.400 (1, 8)										2	0	1	0	2	1	1						
<b>Brian Meadows, R</b> OBP: 0.133, SLG: 0.133 (6, 1)										2	0	0	0	0	0	2						
<b>Kevin Walker, L</b> OBP: 0.209, SLG: 0.500 (6, 1)										0	0	0	0	0	0	0						
<b>Dave Mendenhall, R</b> OBP: 0.277, SLG: 0.111 (7, 1)										1	0	0	0	0	0	1						
<b>Donnie Wall, R</b> OBP: 0.277, SLG: 0.111 (7, 1)										0	0	0	0	0	0	0						
<b>Carlos Almanzar, R</b> OBP: 0.277, SLG: 0.111 (8, 1)										0	0	0	0	0	0	0						
<b>Ed Sprague, R</b> OBP: 0.392, SLG: 0.872 (8, 1)										0	0	0	0	1	0	0						
<b>Inning Stats</b>	R: 0 E: 0 K: 0 S: 5	H: 2 LOB: 1 BB: 0 P: 8	R: 0 E: 1 K: 1 S: 15	H: 0 LOB: 2 BB: 1 P: 26	R: 0 E: 0 K: 1 S: 9	H: 1 LOB: 1 BB: 0 P: 13	R: 0 E: 0 K: 1 S: 12	H: 1 LOB: 1 BB: 0 P: 19	R: 0 E: 0 K: 0 S: 7	H: 0 LOB: 0 BB: 0 P: 12	R: 0 E: 0 K: 0 S: 9	H: 1 LOB: 1 BB: 0 P: 14	R: 0 E: 0 K: 1 S: 9	H: 1 LOB: 0 BB: 0 P: 14	R: 0 E: 0 K: 0 S: 5	H: 1 LOB: 1 BB: 0 P: 7	R: 0 E: 0 K: 0 S: 9	H: 1 LOB: 3 BB: 2 P: 22	1B: 6 2B: 2 3B: 0 HR: 0	SF: 0 SAC: 0 DP: 2 HBP: 0	WP: 0 PB: 0 SB: 1 CS: 0	PA: 37
<b>PITCHER</b>	IP	WLS	BF	H	R	ER	SO	BB	IBB	HBP	BLK	WP	HR	S	P	ERA	WHIP					
<b>Steve Paris, R</b> ERA: 5.14 (1, 1)	6.0	W	24	5	0	0	3	1	0	0	0	0	0	57	92	0.00	1.000					
<b>Scott Williamson, R</b> ERA: 2.22 (7, 1)	1.0	H	3	1	0	0	1	0	0	0	0	0	0	9	14	0.00	1.000					
<b>Danny Graves, R</b> ERA: 1.29 (8, 1)	2.0	S	10	2	0	0	0	2	0	0	0	0	0	14	29	0.00	2.000					

AB 34  
R 0  
H 8  
RBI 0  
BB 3  
SO 4  
LOB 18



Batter	1	2	3	4	5	6	7	8	9	AB	R	H	RBI	BB	SO	LOB	BOTTOM				
<b>Pokey Reese, R</b> OBP: 0.403, SLG: 0.405 (1, 4)										3	0	1	0	1	0	4	<b>San Diego Padres @ Cincinnati Reds</b> Cinergy Field, Cincinnati, OH Tue May 09 2000, 7:05 PM EDT Att: 22,435 - Cloudy - 82 F				
<b>Sean Casey, L</b> OBP: 0.338, SLG: 0.305 (1, 3)										5	0	2	0	0	0	5					
<b>Ken Griffey Jr., L</b> OBP: 0.333, SLG: 0.465 (1, 8)										2	0	0	0	2	0	3					
<b>Dante Bichette, R</b> OBP: 0.280, SLG: 0.357 (1, 9)										4	0	1	0	0	0	6					
<b>Eddie Taubensee, L</b> OBP: 0.396, SLG: 0.517 (1, 2)										2	1	0	0	2	0	2					
<b>Michael Tucker, L</b> OBP: 0.352, SLG: 0.452 (1, 7)										4	0	1	0	0	0	5					
<b>Aaron Boone, R</b> OBP: 0.375, SLG: 0.430 (1, 5)										4	1	2	0	0	1	2					
<b>Gookie Dawkins, R</b> OBP: 0.256, SLG: 0.268 (1, 6)										1	0	0	0	1	0	0					
<b>Hai Morris, L</b> OBP: 0.333, SLG: 0.455 (6, PH)										0	0	0	0	1	0	0					
<b>Juan Castro, R</b> OBP: 0.313, SLG: 0.625 (7, 6)										1	0	0	0	0	0	0					
<b>Steve Paris, R</b> OBP: 0.200, SLG: 0.444 (1, 1)										1	0	0	1	0	0	0					
<b>Alex Ochoa, R</b> OBP: 0.375, SLG: 0.585 (6, PH)										1	0	0	0	0	0	3					
<b>Scott Williamson, R</b> ERA: 2.81 (7, 1)										0	0	0	0	0	0	0					
<b>Danny Graves, R</b> ERA: 4.66 (8, 1)										1	0	0	0	0	0	0					
<b>Inning Stats</b>	R: 0 E: 0 K: 0 S: 9	H: 0 LOB: 1 BB: 1 P: 18	R: 0 E: 0 K: 0 S: 11	H: 1 LOB: 2 BB: 2 P: 23	R: 0 E: 1 K: 1 S: 6	H: 1 LOB: 2 BB: 1 P: 13	R: 0 E: 0 K: 1 S: 9	H: 0 LOB: 0 BB: 0 P: 13	R: 0 E: 0 K: 0 S: 8	H: 1 LOB: 1 BB: 1 P: 14	R: 1 E: 1 K: 0 S: 15	H: 2 LOB: 3 BB: 1 P: 25	R: 0 E: 0 K: 0 S: 8	H: 1 LOB: 2 BB: 1 P: 14	R: 0 E: 0 K: 0 S: 7	H: 1 LOB: 1 BB: 0 P: 10	1B: 4 2B: 3 3B: 0 HR: 0	SF: 1 SAC: 0 DP: 3 HBP: 1	WP: 0 PB: 0 SB: 2 CS: 0	PA: 38	
<b>PITCHER</b>	IP	WLS	BF	H	R	ER	SO	BB	IBB	HBP	BLK	WP	HR	S	P	ERA	WHIP				
<b>Brian Meadows, R</b> ERA: 4.23 (1, 1)	5.2	L	28	5	2	1	1	3	3	1	0	0	0	4	7	0.00	0.000				
<b>Kevin Walker, L</b> ERA: 7.45 (6, 1)	0.1		1	0	0	0	0	0	0	0	0	0	0	4	7	0.00	0.000				
<b>Donnie Wall, R</b> ERA: 2.81 (7, 1)	1.0		5	1	0	0	0	1	0	0	0	0	0	8	14	0.00	2.000				
<b>Carlos Almanzar, R</b> ERA: 4.66 (8, 1)	1.0		4	1	0	0	0	0	0	0	0	0	0	7	10	0.00	1.000				

AB 29  
R 2  
H 7  
RBI 1  
BB 7  
SO 1  
LOB 30





Batter	1	2	3	4	5	6	7	8	9	AB	R	H	RBI	BB	SO	LOB	TOP					
Eric Owens, R OBP: 0.404, SLG: 0.457 (1, 9)	F8		G6-4-3 1B			HR		G4-3		4	1	2	1	0	0	0	<b>San Diego Padres @ Cincinnati Reds</b> Cinergy Field, Cincinnati, OH Wed May 10 2000, 7:05 PM EDT Att: 27,797 - Cloudy - 69 F					
Ruben Rivera, R OBP: 0.263, SLG: 0.382 (1, 8)	F9		G6-4-3 1-2			1B		K		4	0	1	0	0	1	2						
Phil Nevin, R OBP: 0.358, SLG: 0.553 Trevor Hoffman, R (8, 1)	BB			K		K		G3-1		3	0	0	0	1	2	1						
Ed Sprague, R OBP: 0.364, SLG: 0.804 (8, 5)	F9			F7		FC6-4			K	4	0	0	0	0	1	2						
Bret Boone, R OBP: 0.321, SLG: 0.383 (1, 4)	F9			L8		BB			K	4	0	1	0	0	1	0						
Wiki Gonzalez, R OBP: 0.344, SLG: 0.386 (1, 2)	F9				F9		F9		1B	4	0	1	0	0	0	1						
John Roskos, R OBP: 0.087, SLG: 0.087 Rodney Myers, R Al Martin, L OBP: 0.379, SLG: 0.507 (8, 7)	F8			G4-3		BB		G6-3		2	0	0	0	1	0	0						
Chris Gomez, R OBP: 0.435, SLG: 0.278 Ryan Klesko, L OBP: 0.357, SLG: 0.544 (7, PH) (8, 3)			1B		G4-3		F7			2	0	1	0	0	0	0						
Sterling Hitchcock, L Dave Magadan, L OBP: 0.273, SLG: 0.111 Damian Jackson, R OBP: 0.385, SLG: 0.483 (7, PH) (7, 6)	F2		1B			G5-3		P6		1	0	0	0	0	0	2						
Inning Stats	R: 0 E: 0 K: 0 S: 10	H: 0 LOB: 1 BB: 1 P: 20	R: 0 E: 0 K: 0 S: 12	H: 0 LOB: 0 BB: 0 P: 18	R: 0 E: 0 K: 0 S: 7	H: 2 LOB: 1 BB: 0 P: 11	R: 0 E: 0 K: 1 S: 6	H: 0 LOB: 0 BB: 0 P: 13	R: 0 E: 0 K: 0 S: 5	H: 0 LOB: 0 BB: 0 P: 8	R: 1 E: 0 K: 1 S: 16	H: 2 LOB: 1 BB: 0 P: 22	R: 0 E: 0 K: 0 S: 8	H: 1 LOB: 2 BB: 1 P: 17	R: 0 E: 0 K: 1 S: 8	H: 0 LOB: 0 BB: 0 P: 16		R: 0 E: 0 K: 2 S: 14	H: 1 LOB: 1 BB: 0 P: 19	1B: 5 2B: 0 3B: 0 HR: 1	SF: 0 SAC: 0 DP: 1 HBP: 0	WP: 0 PB: 0 SB: 0 CS: 0
PITCHER	IP	WLS	BF	H	R	ER	SO	BB	IBB	HBP	BLK	WP	HR	S	P	ERA	WHIP					
Ron Villone, L ERA: 4.19 Scott Sullivan, R ERA: 3.54 Dennys Reyes, L ERA: 7.04 Scott Williamson, R ERA: 2.05 (1, 1) (7, 1) (7, 1) (8, 1)	6.1	W	25	5	1	1	2	2	0	0	0	0	1	61	104	1.42	1.105					

Batter	1	2	3	4	5	6	7	8	9	AB	R	H	RBI	BB	SO	LOB	BOTTOM				
Pokey Reese, R OBP: 0.399, SLG: 0.417 (1, 4)	1B	F9			F9		K			4	1	1	0	0	1	1	<b>San Diego Padres @ Cincinnati Reds</b> Cinergy Field, Cincinnati, OH Wed May 10 2000, 7:05 PM EDT Att: 27,797 - Cloudy - 69 F				
Alex Ochoa, R OBP: 0.385, SLG: 0.578 (1, 7)	G5-4-3 1B		K		K			HR	1B	4	1	2	1	0	2	0					
Ken Griffey Jr., L OBP: 0.345, SLG: 0.466 (1, 8)	G5-4-3 1B		K		BB			HR	BB	2	1	1	0	2	1	0					
Dante Bichette, R OBP: 0.279, SLG: 0.378 Michael Tucker, L OBP: 0.352, SLG: 0.452 (1, 9) (9, 9)	G5-4-3		K		F9			HR		4	1	1	3	0	1	3					
Sean Casey, L OBP: 0.333, SLG: 0.290 (1, 3)	K			WP	1B	G4-3		K		3	0	0	0	1	2	1					
Aaron Boone, R OBP: 0.371, SLG: 0.423 (1, 5)		G5-3		FC5-2	BB		F8		F9	4	0	1	0	0	0	0					
Benito Santiago, R OBP: 0.333, SLG: 0.474 (1, 2)		G4-3	2B		L7		G6-3		F8	4	1	1	0	0	0	2					
Juan Castro, R OBP: 0.263, SLG: 0.526 (1, 6)		G4-3		FC5-2	1B			F7		3	0	0	0	0	0	3					
Ron Villone, L ERA: 4.99 Scott Sullivan, R ERA: 0.333 Dennys Reyes, R Hal Morris, L OBP: 0.321, SLG: 0.435 Scott Williamson, R (1, 1) (7, 1) (7, 1) (8, 1)	WP	2B		K			K			2	0	1	1	0	1	2					
Inning Stats	R: 1 E: 0 K: 1 S: 9	H: 3 LOB: 1 BB: 0 P: 16	R: 1 E: 0 K: 0 S: 9	H: 2 LOB: 1 BB: 0 P: 14	R: 0 E: 0 K: 3 S: 10	H: 0 LOB: 0 BB: 0 P: 16	R: 0 E: 0 K: 1 S: 12	H: 1 LOB: 2 BB: 1 P: 23	R: 0 E: 0 K: 0 S: 8	H: 0 LOB: 0 BB: 0 P: 14	R: 0 E: 0 K: 2 S: 9	H: 0 LOB: 0 BB: 0 P: 11	R: 0 E: 0 K: 1 S: 14	H: 2 LOB: 0 BB: 1 P: 20	1B: 4 2B: 2 3B: 1 HR: 1	SF: 0 SAC: 0 DP: 1 HBP: 0		WP: 2 PB: 1 SB: 0 CS: 0	PA: 34		
PITCHER	IP	WLS	BF	H	R	ER	SO	BB	IBB	HBP	BLK	WP	HR	S	P	ERA	WHIP				
Sterling Hitchcock, L ERA: 4.99 Rodney Myers, R Trevor Hoffman, R ERA: 2.84 (1, 1) (7, 1) (8, 1)	6.0	L	25	6	2	2	6	2	0	0	0	0	0	9	11	3.00	1.333				









Batter	1	2	3	4	5	6	7	8	9	AB	R	H	RBI	BB	SO	LOB	TOP					
Tony Womack, L (1, 6) OBP: 0.294, SLG: 0.414	1-2 G4-3		1-0 F8			4-0 G5-3 1B BB	2-2 1B		0-1 G4-3	4	1	1	2	1	0	1	<b>Arizona Diamondbacks @ San Diego Padres</b> Qualcomm Stadium, San Diego, CA Fri May 12 2000, 10:05 PM EDT Att: 24,391 - Sunny - 72 F					
Jay Bell, R (1, 4) OBP: 0.428, SLG: 0.504	4-1 2B BB			0-0 F9		0-0 F7	2-2 L5			3	0	0	0	1	0	2						
Luis Gonzalez, L (1, 7) OBP: 0.384, SLG: 0.558	3-2 1H 2B			0-1 F8		1-2 G5-3		2-1 G4-3		4	0	1	0	0	0	1						
Erubiel Durazo, L (1, 3) OBP: 0.436, SLG: 0.558	3-0 G4-3			3-0 E3 HR		0-0 1B		1-2 G4-3		4	1	1	1	0	0	1						
Steve Finley, L (1, 8) OBP: 0.376, SLG: 0.657		1-1 L6		2-1 1H HR		3-3 K		2-1 G4-3		4	1	1	2	0	1	1						
Travis Lee, L (1, 9) OBP: 0.365, SLG: 0.490		2-1 E3 G5-4-3		0-0 F8				0-1 G4-3	2-2 2B 1B	4	1	1	0	0	0	0						
Damian Miller, R (1, 2) OBP: 0.371, SLG: 0.649		2-0 G5-4-3 1-2			1-2 G6-3	1-1 SH2-4 1B 1B		0-1 F8 1H 2B		4	1	2	1	0	0	1						
Lenny Harris, L (1, 5) OBP: 0.222, SLG: 0.284			3-1 G4-3		1-0 F9	0-0 1B 1B		0-3 K		4	1	1	0	0	1	1						
Brian Anderson, R (1, 1) OBP: 0.125, SLG: 0.133			0-1 F7		0-1 P6	2-2 SH2-4 1B 1B		1-2 F8		2	0	0	0	0	0	0						
Mike Morgan, R (8, 1) OBP: 0.867, SLG: 0.667						1-2 2-3		2-3 F8		0	0	0	0	0	0	0						
Andy Fox, L (9, PH) OBP: 0.255, SLG: 0.275										1	0	0	0	0	0	1						
Greg Swindell, L (9, 1)										0	0	0	0	0	0	0						
Byung-Hyun Kim, R (9, 1)										0	0	0	0	0	0	0						
<b>Inning Stats</b>	R: 0 E: 0 K: 0 S: 9	H: 1 LOB: 1 BB: 1 P: 20	R: 0 E: 1 K: 0 S: 5	H: 0 LOB: 0 BB: 0 P: 10	R: 0 E: 0 K: 0 S: 5	H: 0 LOB: 0 BB: 0 P: 9	R: 2 E: 1 K: 0 S: 7	H: 1 LOB: 0 BB: 0 P: 12	R: 0 E: 0 K: 0 S: 6	H: 0 LOB: 0 BB: 0 P: 8	R: 1 E: 0 K: 1 S: 9	H: 1 LOB: 1 BB: 1 P: 17	R: 2 E: 0 K: 0 S: 15	H: 3 LOB: 1 BB: 0 P: 22	R: 0 E: 0 K: 0 S: 7	H: 0 LOB: 0 BB: 0 P: 12	R: 1 E: 0 K: 1 S: 13	H: 2 LOB: 1 BB: 0 P: 16	1B: 5 2B: 2 3B: 0 HR: 1	SF: 0 SAC: 1 DP: 1 HBP: 0	WP: 0 PB: 0 SB: 0 CS: 0	PA: 37
<b>PITCHER</b>	IP WLS BF H R ER SO BB IBB HBP BLK WP HR S P ERA WHIP																					
Matt Clement, R (1, 1) ERA: 5.01	6.0 L 23 3 3 1 1 2 0 0 0 0 0 1 41 76 1.50 0.833																					
Carlos Almanzar, R (7, 1) ERA: 5.09	1.0 6 3 2 2 0 0 0 0 0 0 0 0 15 22 18.00 3.000																					
Matt Whisenant, L (8, 1) ERA: 3.12	1.0 3 0 0 0 0 0 0 0 0 0 0 0 7 12 0.00 0.000																					
Brandon Kolb, R (9, 1) ERA: 9.0	1.0 5 2 1 1 1 0 0 0 0 0 0 0 13 16 9.00 2.000																					

AB 34  
R 6  
H 8  
RBI 6  
BB 2  
SO 2  
LOB 9

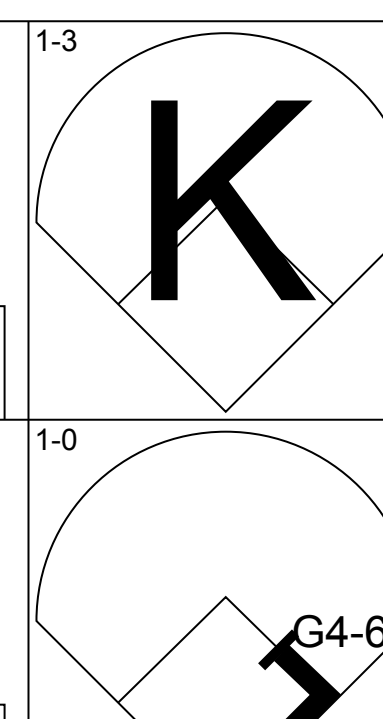
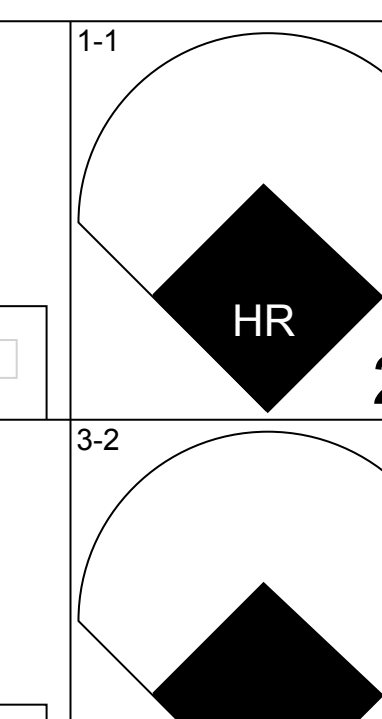
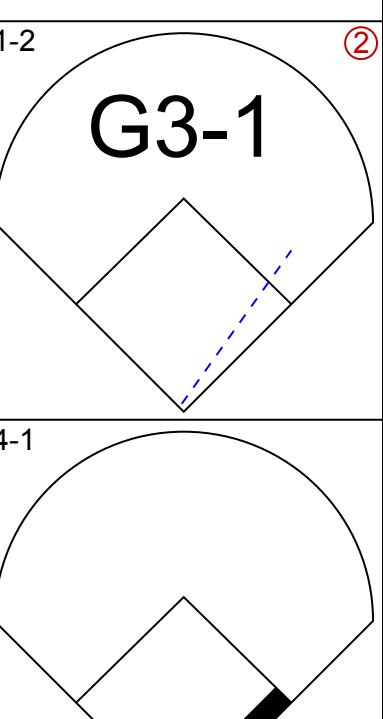
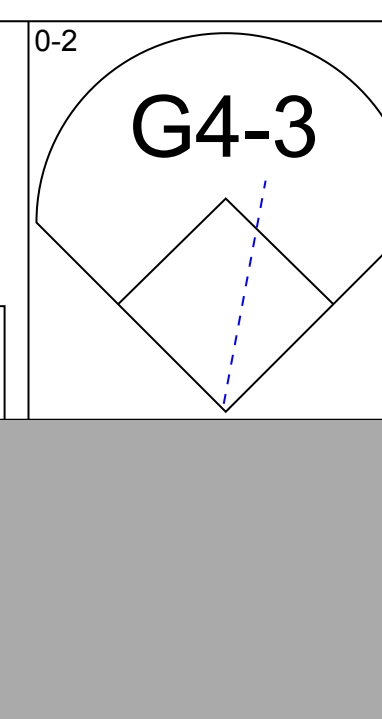
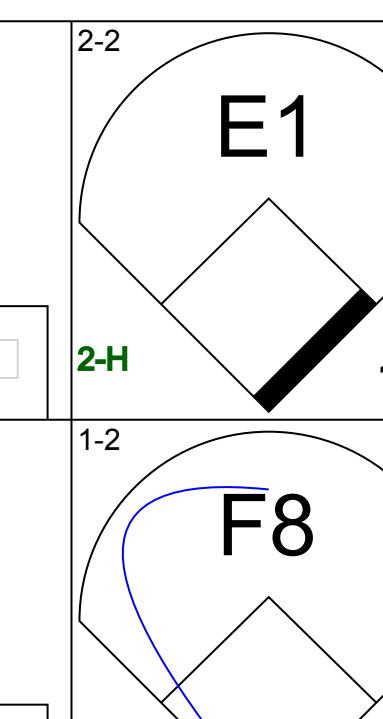
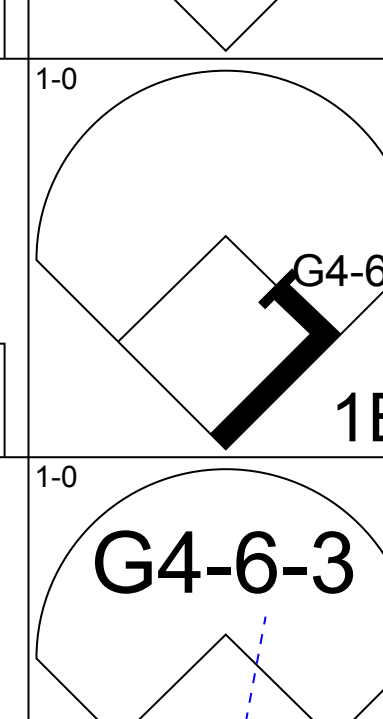
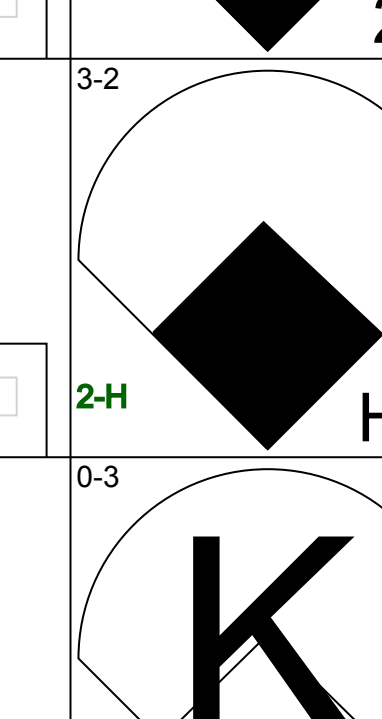
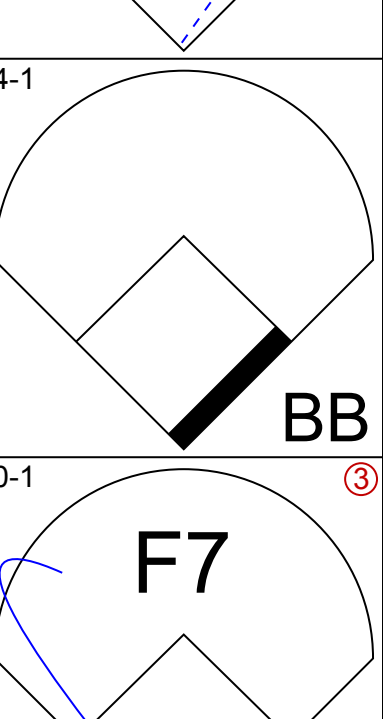

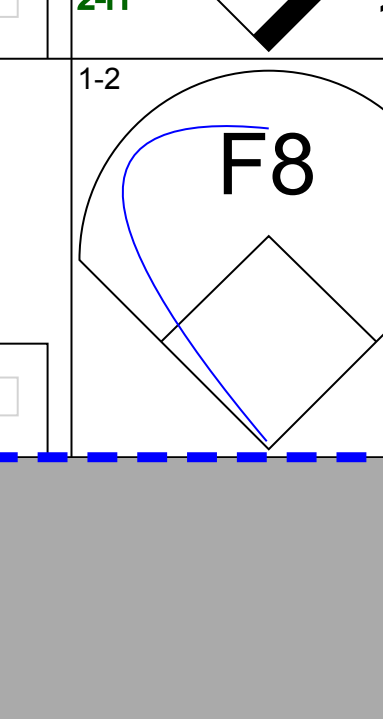
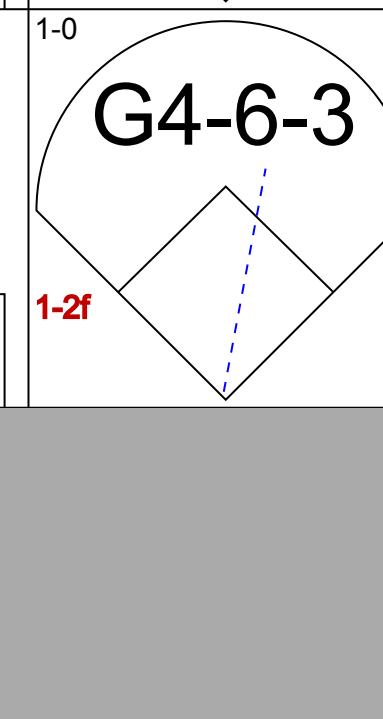
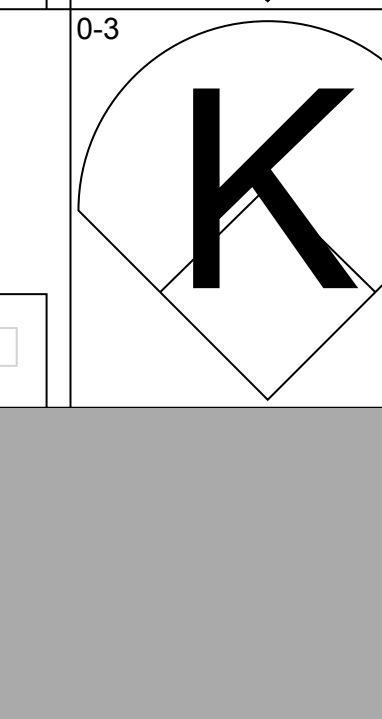
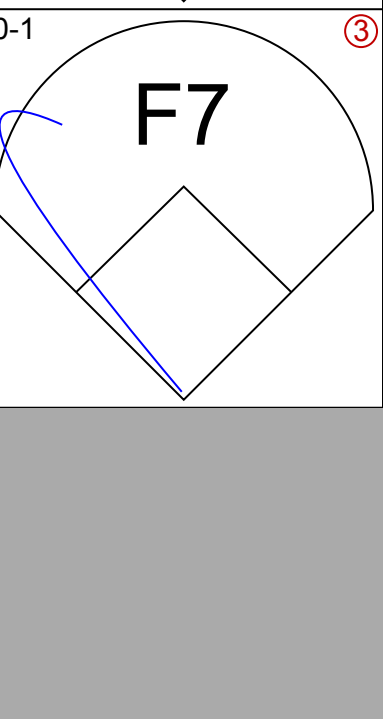


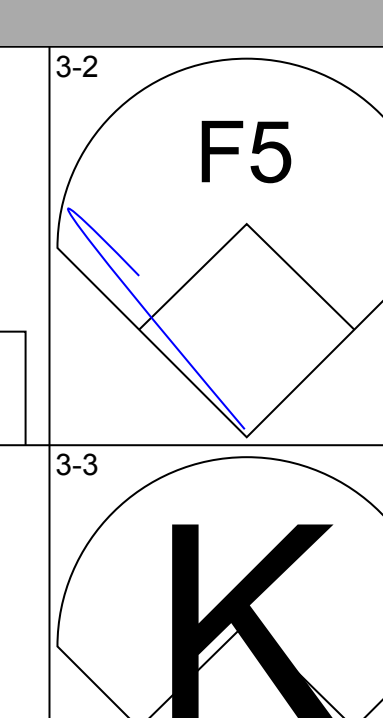
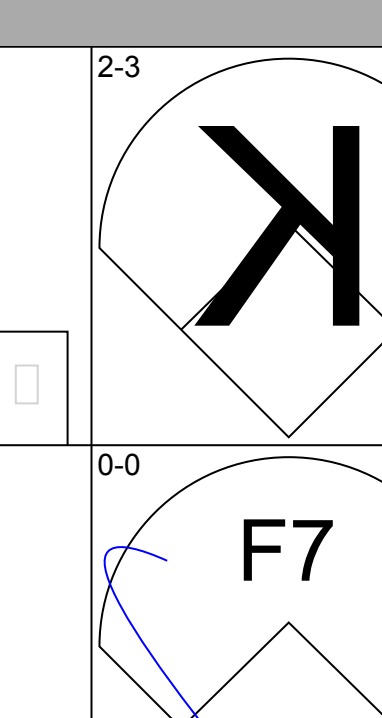
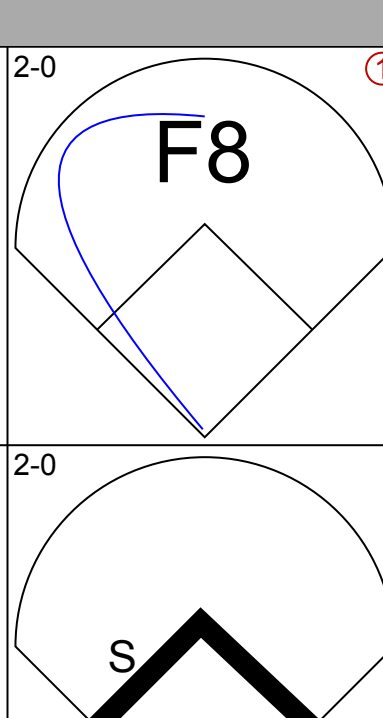
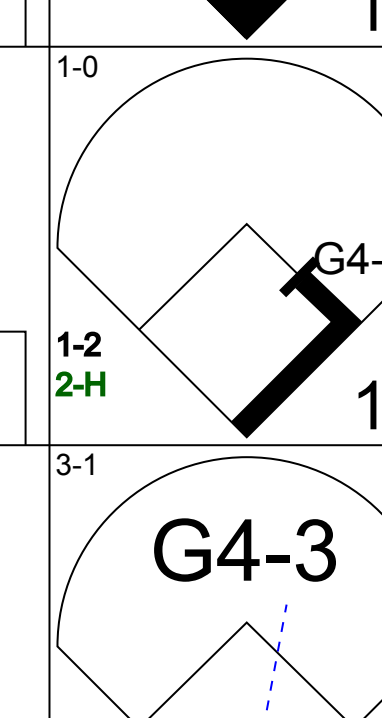
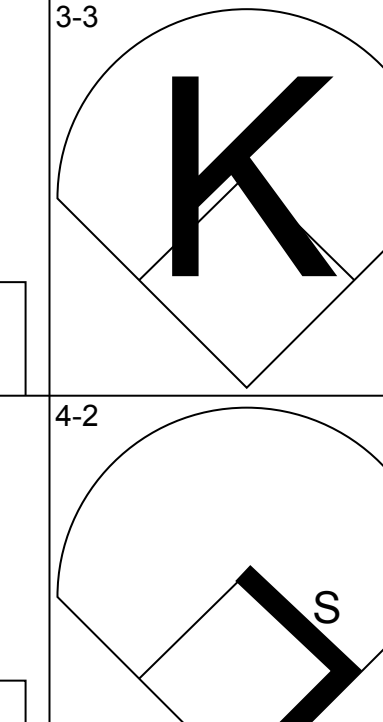
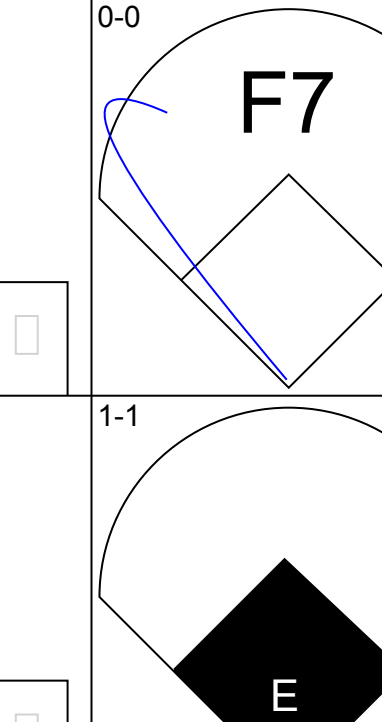
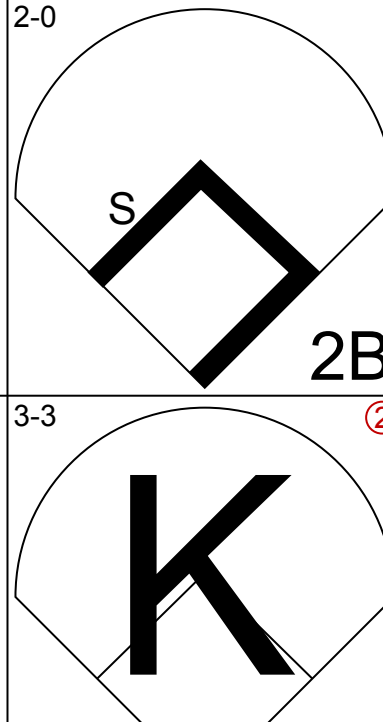
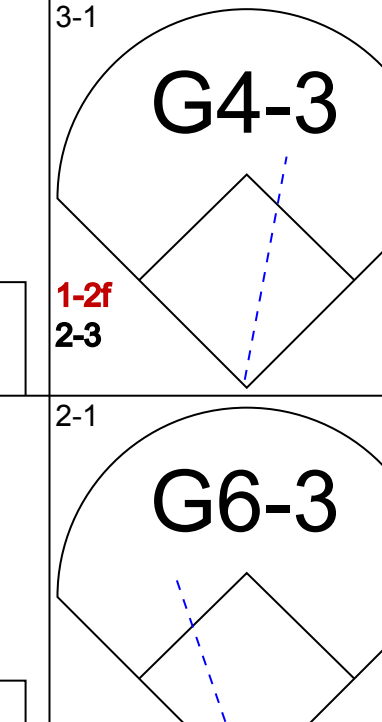
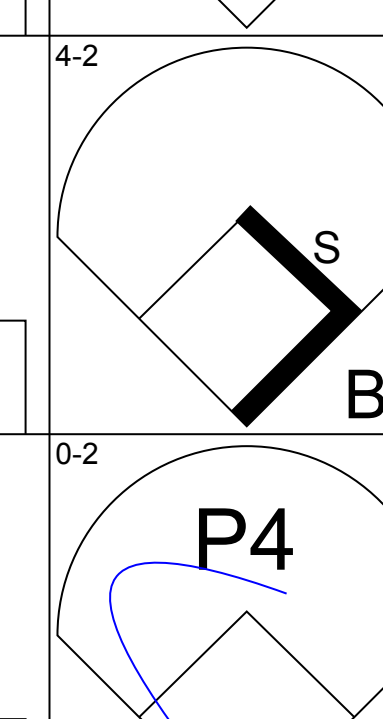
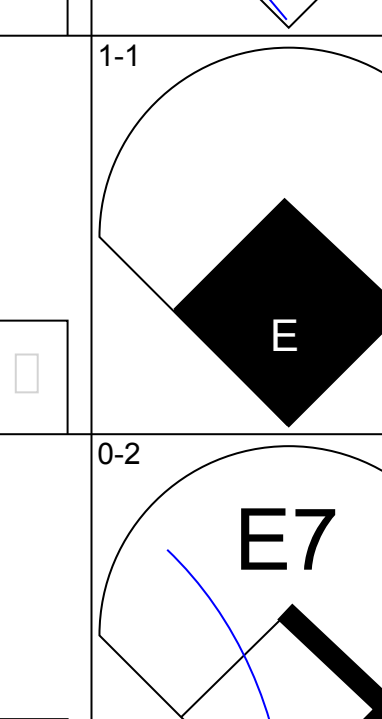
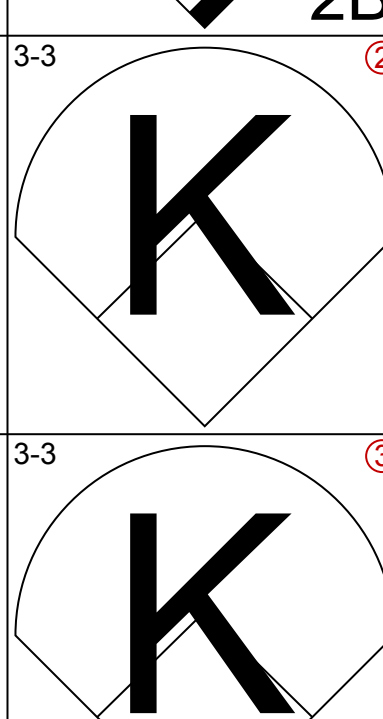
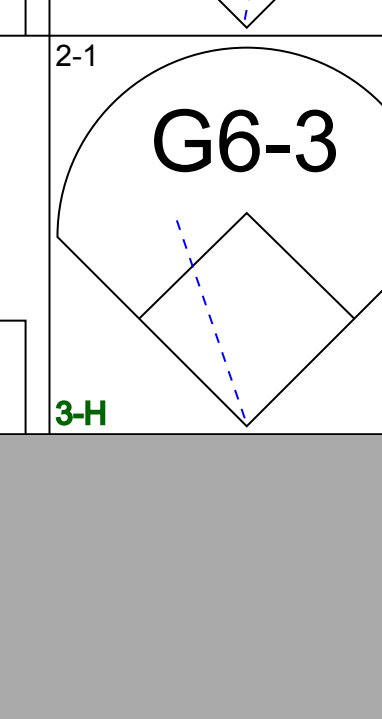



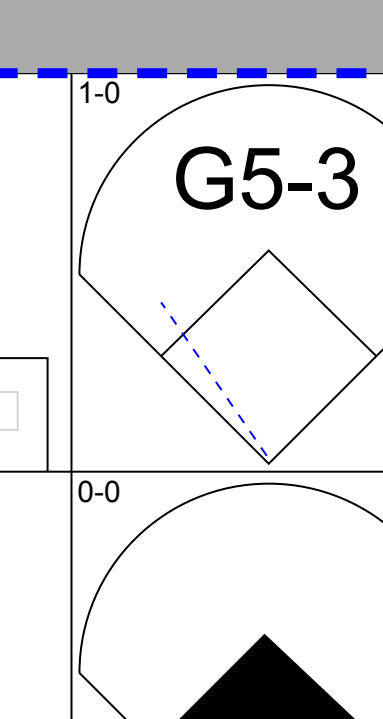
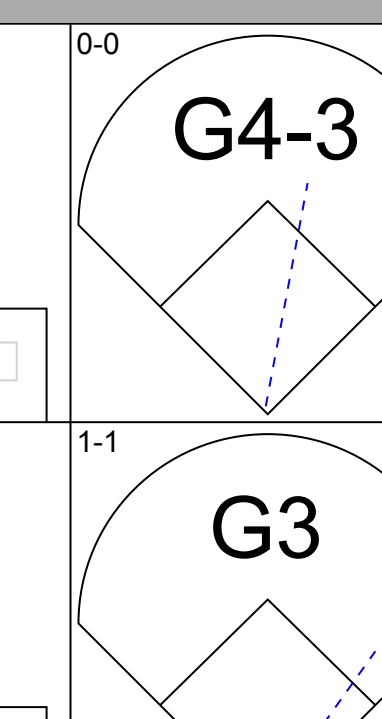
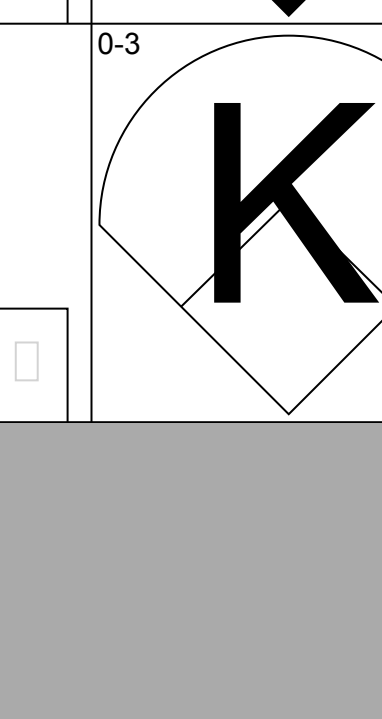
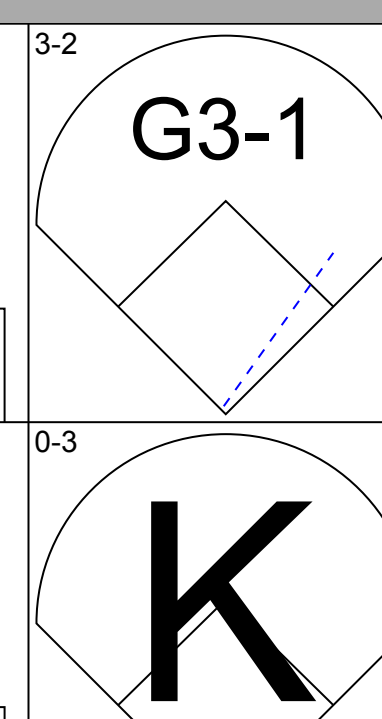
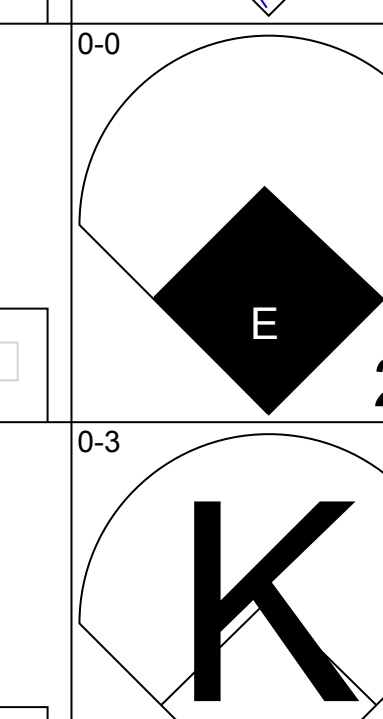
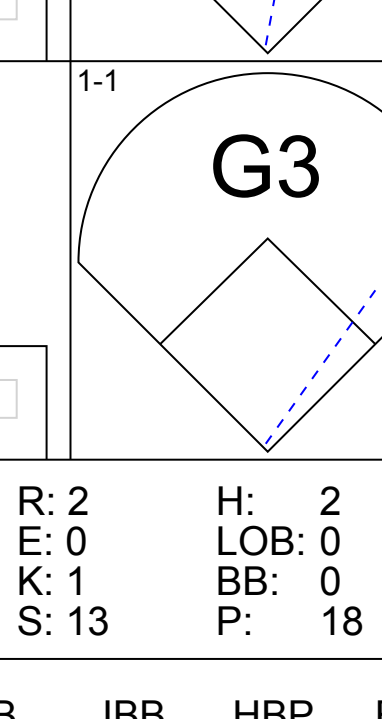
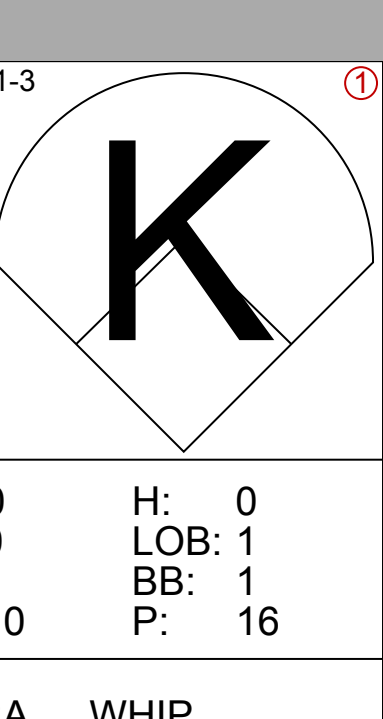
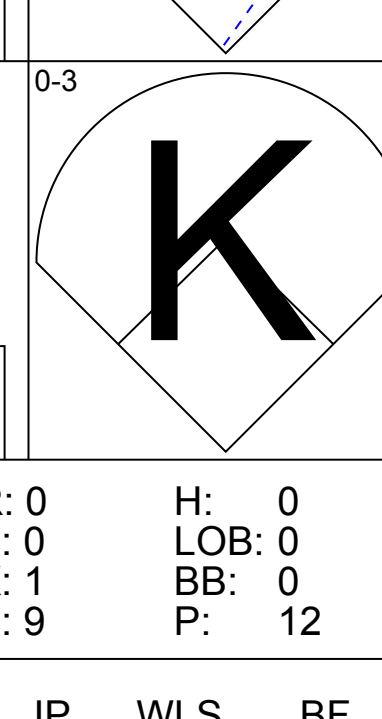
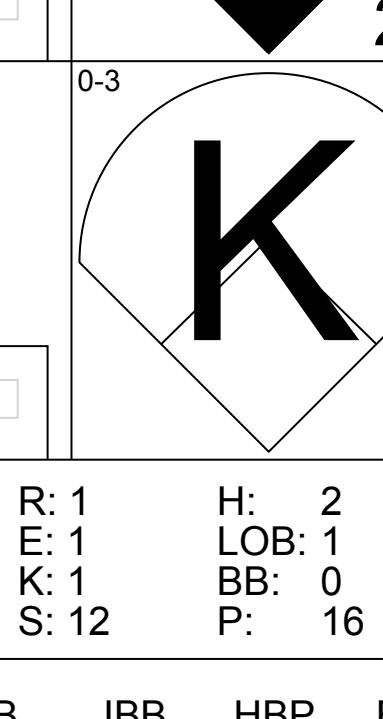


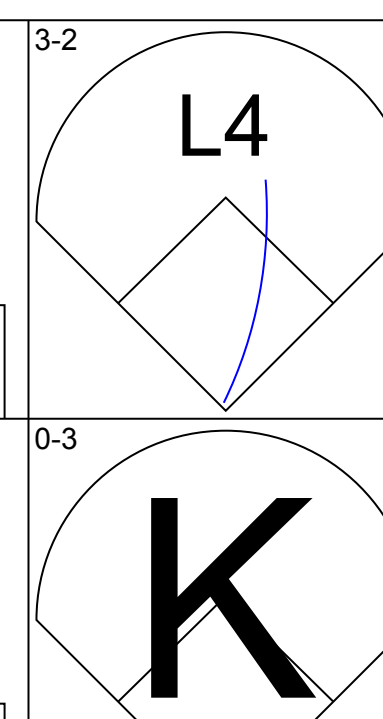
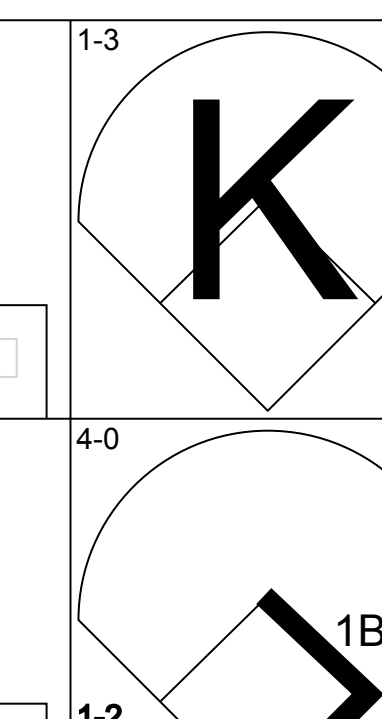
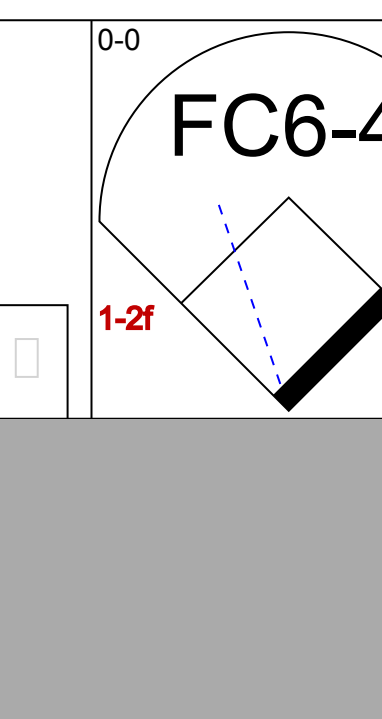
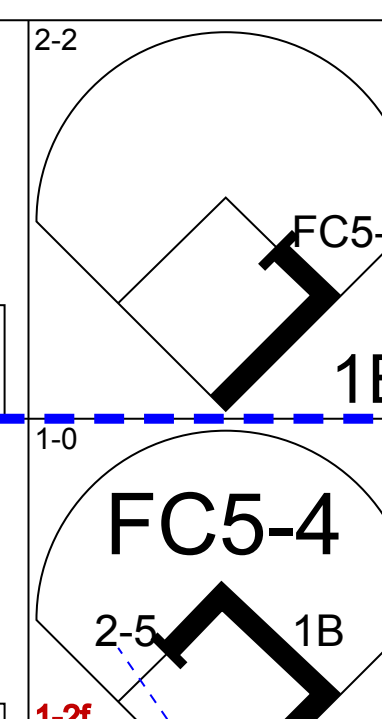
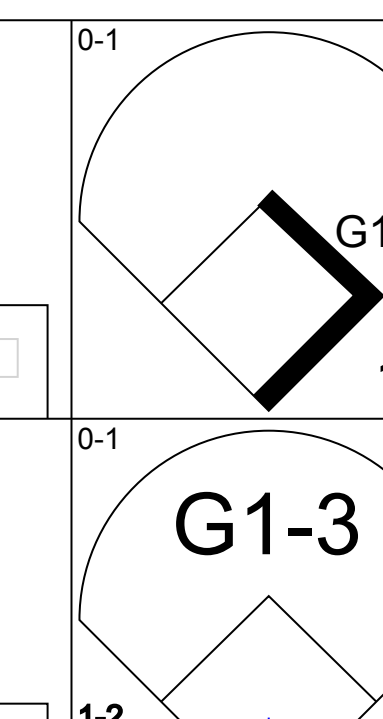
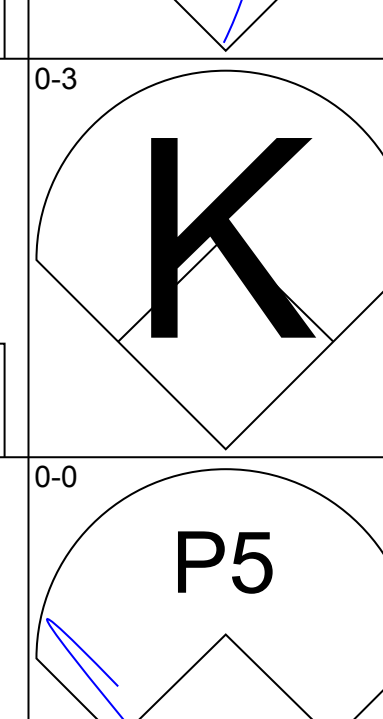
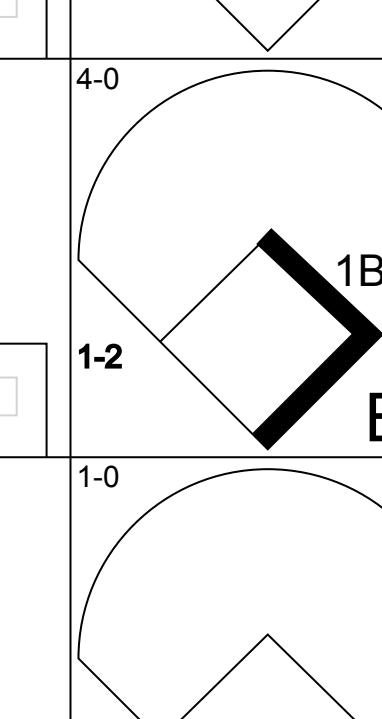
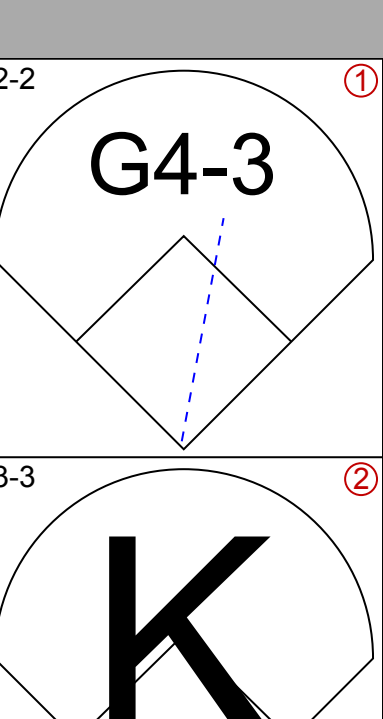
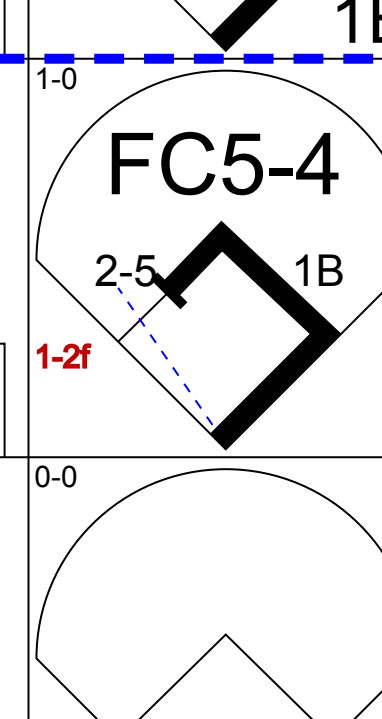
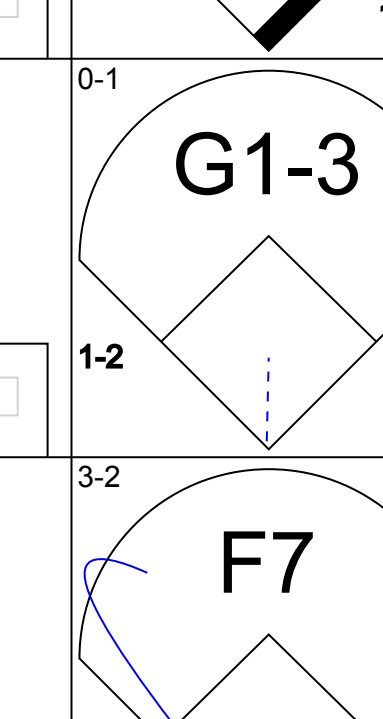
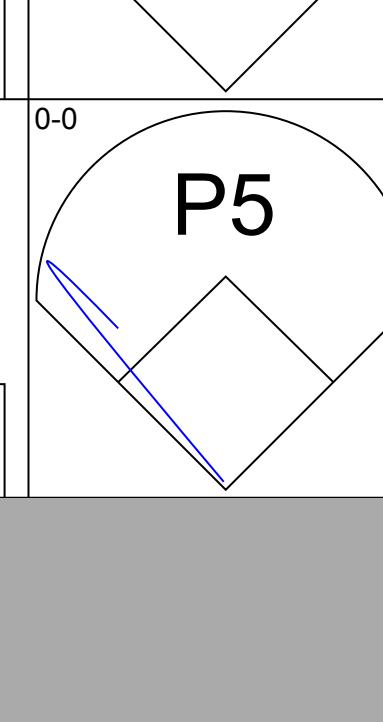
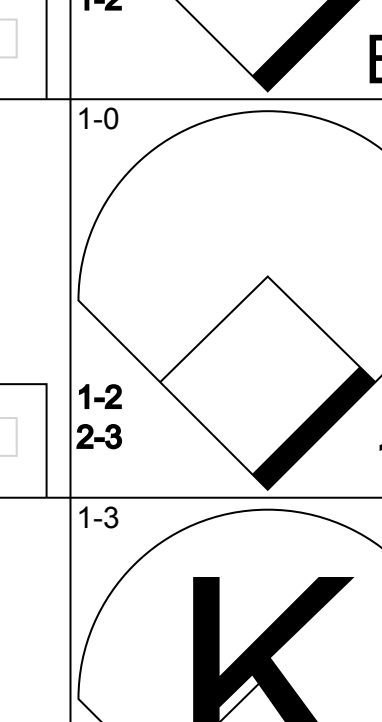
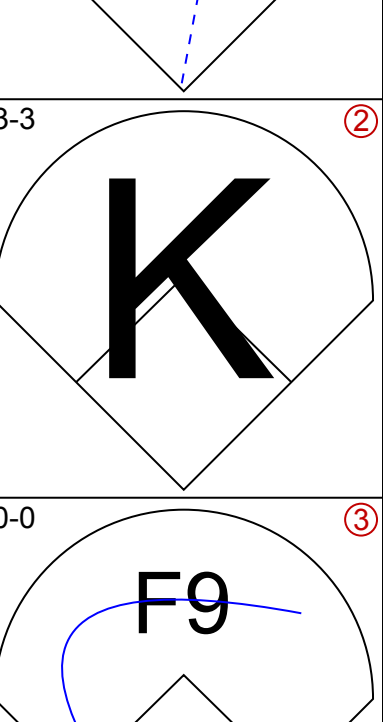
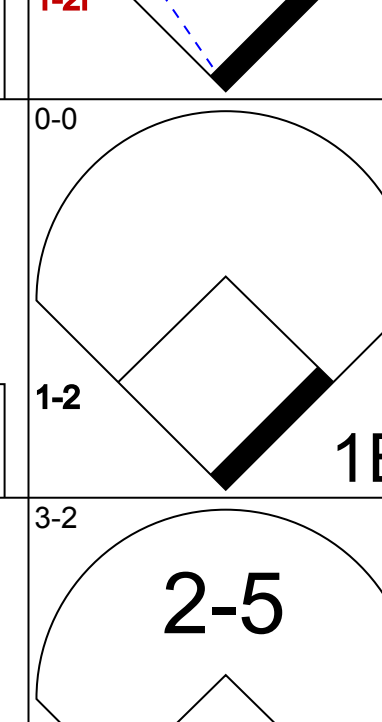
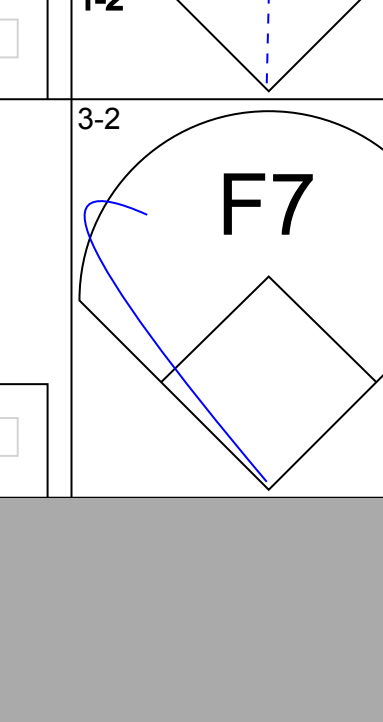
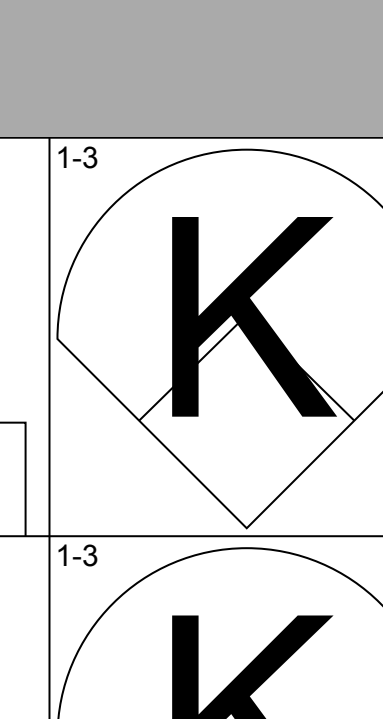
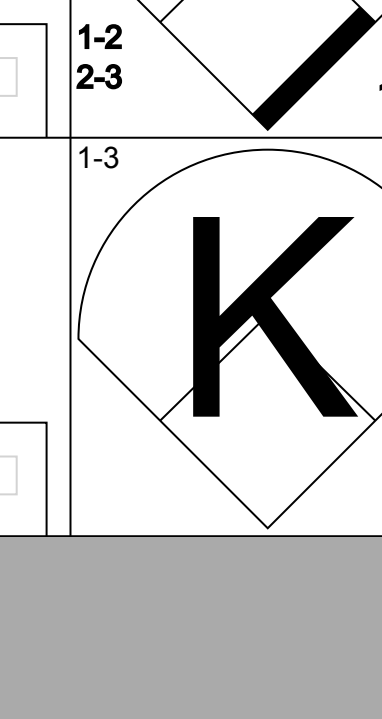
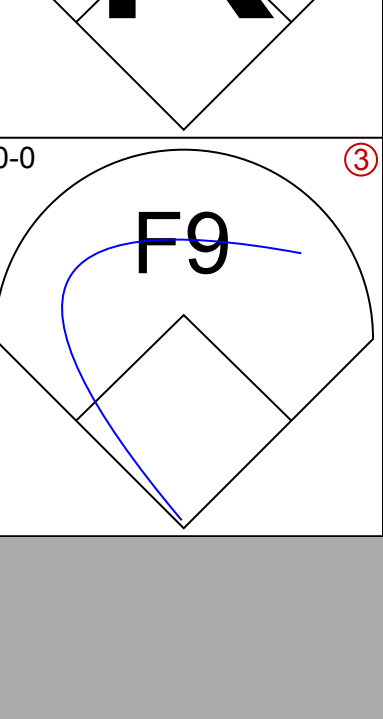
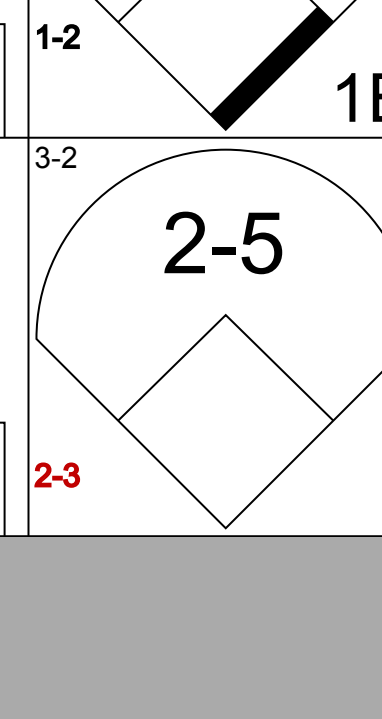

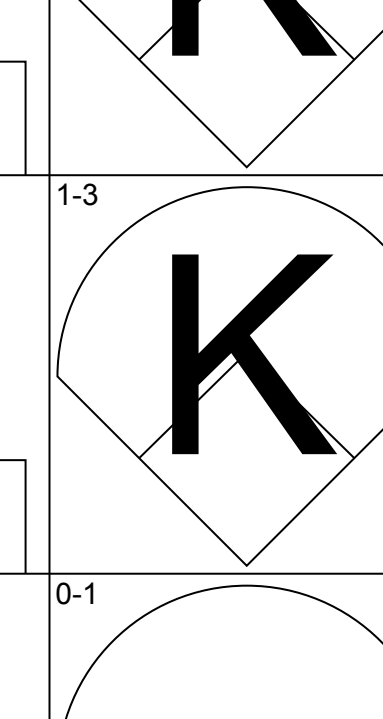
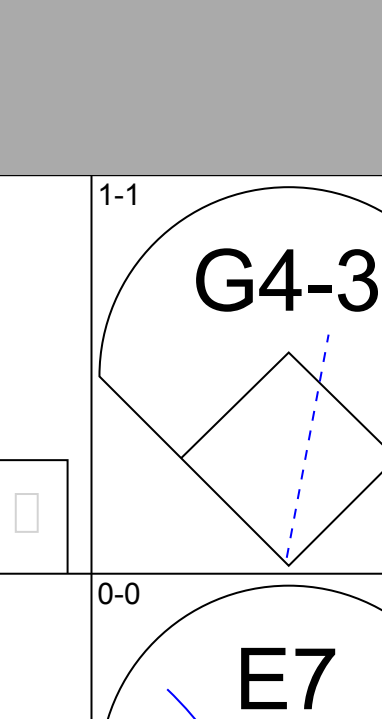
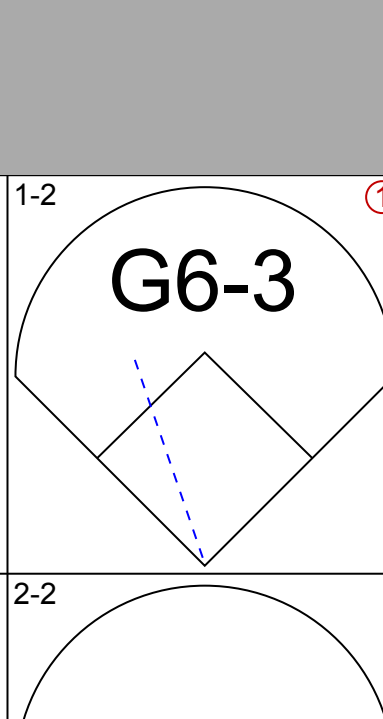
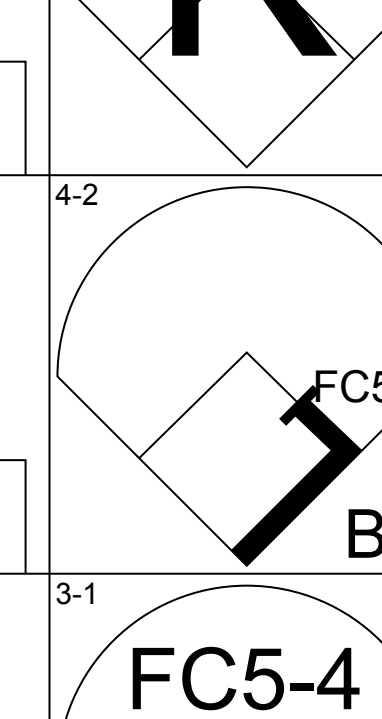
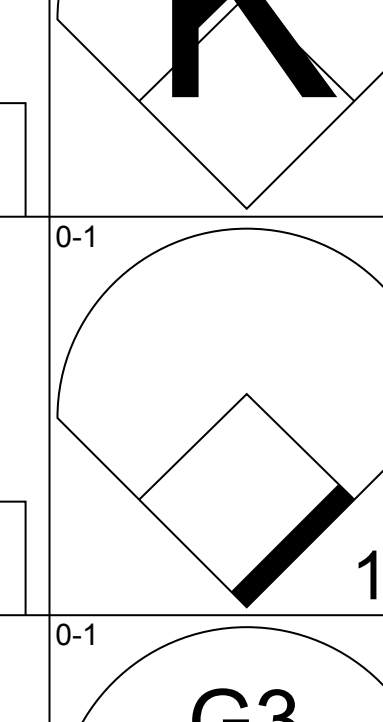


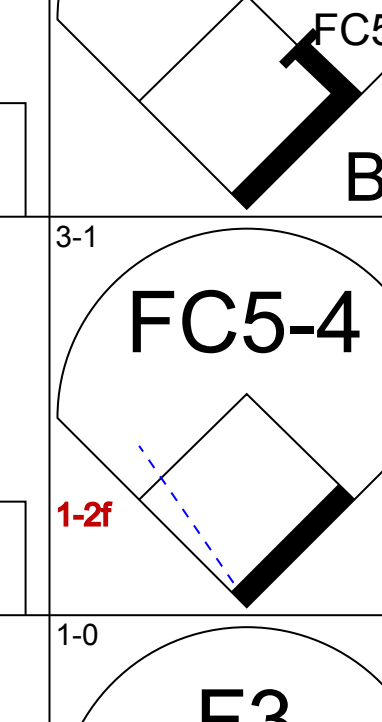
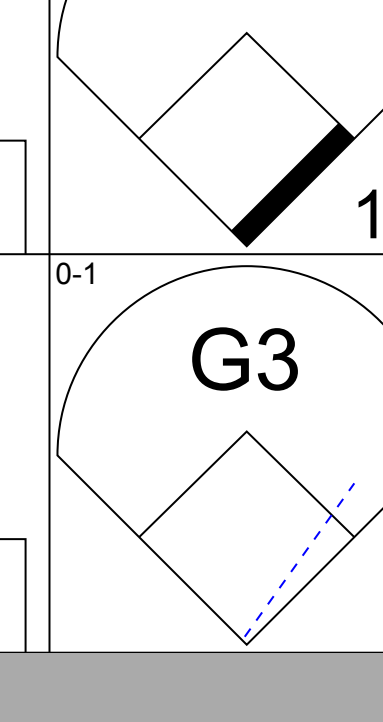
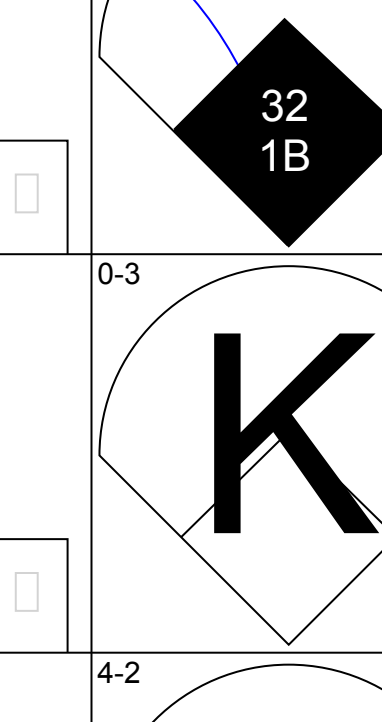
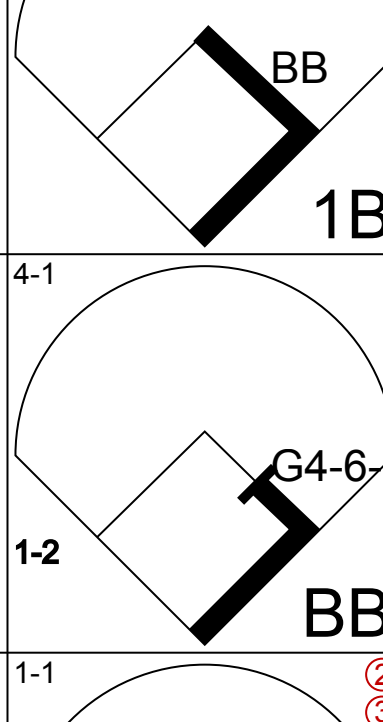
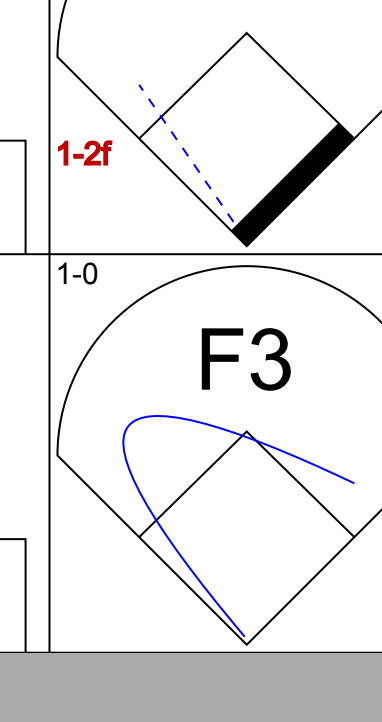
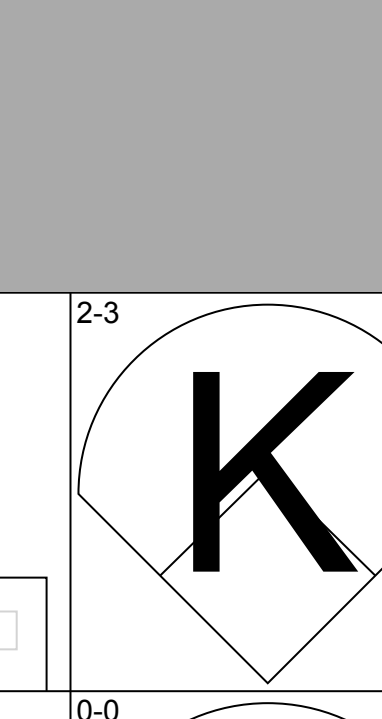
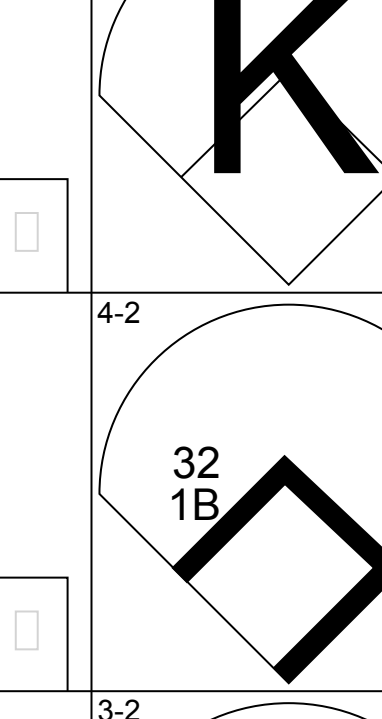
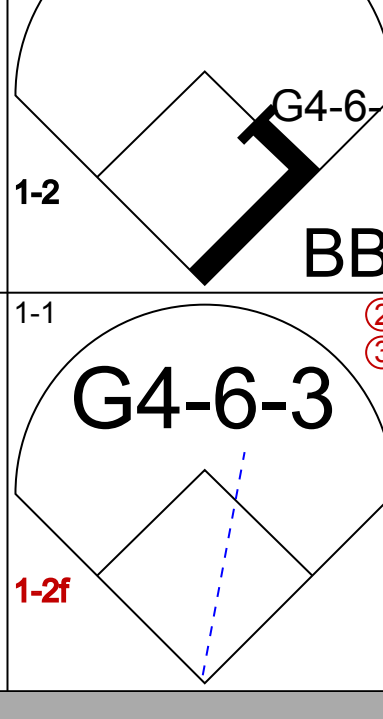
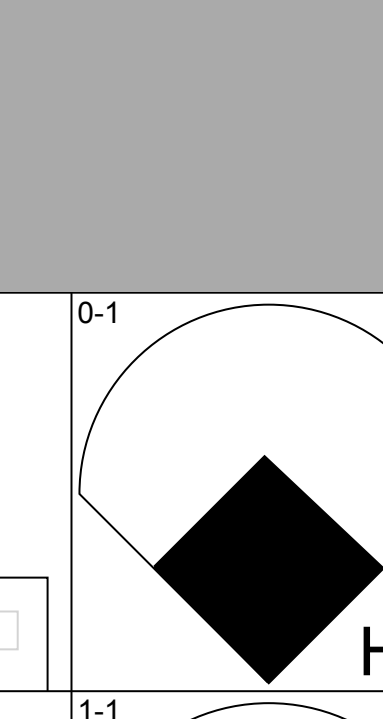
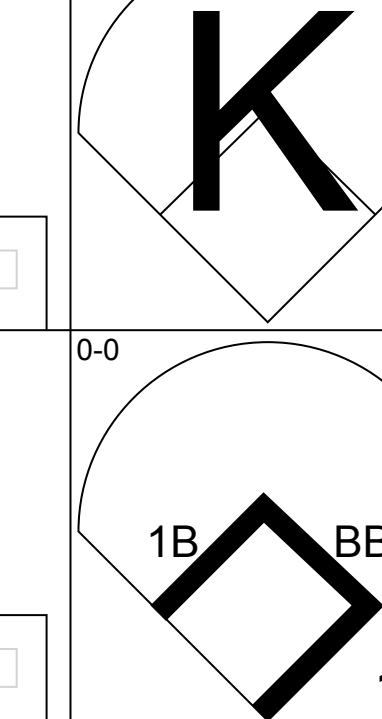
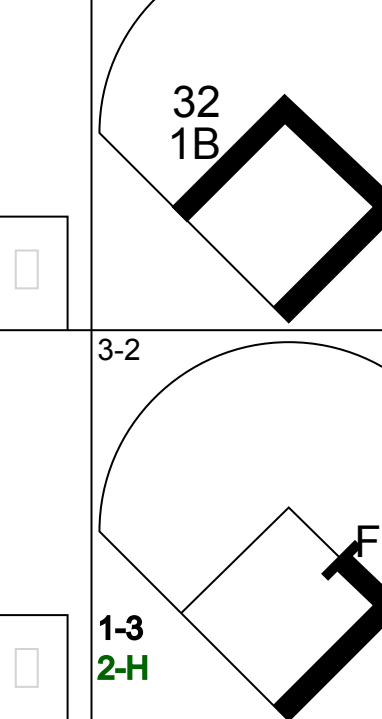
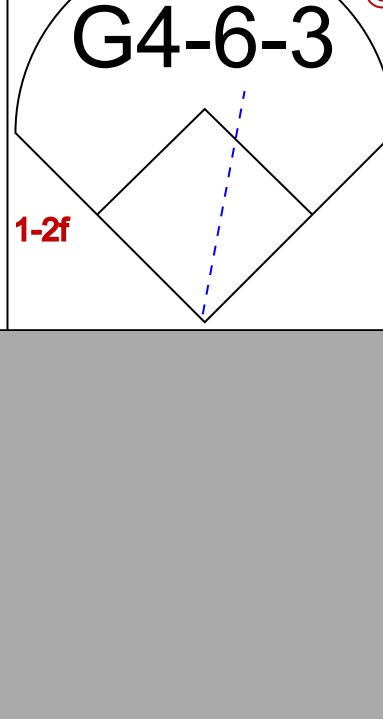
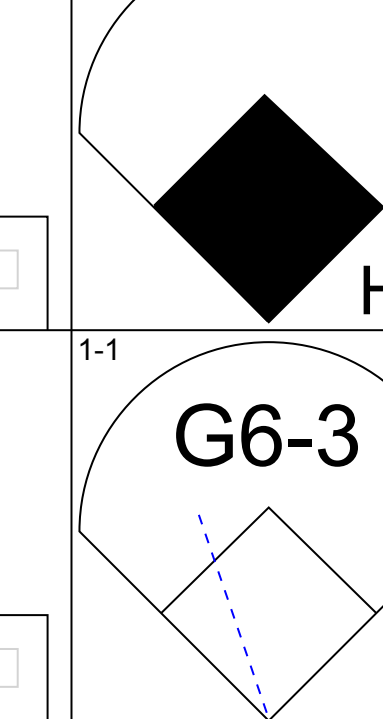
Batter	1	2	3	4	5	6	7	8	9	AB	R	H	RBI	BB	SO	LOB	BOTTOM			
Eric Owens, R (1, 9) OBP: 0.397, SLG: 0.449	0-2 G5-3		0-0 G3-1 1B		2-2 G5-3	2-1 G1-3			4-2 HR BB	4	1	1	0	1	0	0	<b>Arizona Diamondbacks @ San Diego Padres</b> Qualcomm Stadium, San Diego, CA Fri May 12 2000, 10:05 PM EDT Att: 24,391 - Sunny - 72 F			
Al Martin, L (1, 7) OBP: 0.368, SLG: 0.483	0-0 G5-3		0-1 G3-1 1-2		1-2 G1		2-2 F9	0-3 K	5	0	0	0	0	1	3					
Ed Sprague, R (1, 3) OBP: 0.377, SLG: 0.821	3-1 1B		2-2 F7		4-1 BB 1B BB		2-3 K	2-1 HR	4	2	2	3	1	1	1					
Phil Nevin, R (1, 5) OBP: 0.350, SLG: 0.535	3-2 F9		0-0 G6-3		2-2 1B BB 1B		3-1 G5-3	1-1 G4-3	5	0	1	0	0	0	2					
Bret Boone, R (1, 4) OBP: 0.340, SLG: 0.437		4-1 FC1-5 BB		1-2 F8	4-1 1B BB			0-2 F9	0-1 G6-3	3	0	0	0	2	0					
Carlos Hernandez, R (1, 2) OBP: 0.304, SLG: 0.290		0-0 E6 F9 FC1-5		1-0 1B	1-0 1B			0-0 G6-3		4	0	2	1	0	0	1				
Damian Jackson, R (1, 6) OBP: 0.392, SLG: 0.496		0-0 FC1-5 F9		0-0 F9	0-0 P6			2-1 1B		4	0	1	0	0	0	6				
Ruben Rivera, R (1, 8) OBP: 0.267, SLG: 0.366		0-1 F9		0-0 1B		1-0 F2		1-1 G4-3		3	0	1	0	0	0	2				
Dave Magadan, L (8, PH) OBP: 0.400, SLG: 0.385		1-2 2-3		1-2 1B						1	0	0	0	0	0	1				
29 Kory DeHaan, L (9, 9) OBP: 0.182, SLG: 0.200										0	0	0	0	0	0	0				
Matt Clement, R (1, 1) BP: 0.105, SLG: 0.167		2-3 K		1-1 G4-3		1-2 F8			1-2 HR BB 1B	2	0	0	0	0	1	4				
John Rocker, R (6, PH) OBP: 0.111, SLG: 0.090										1	0	0	0	0	0	0				
Carlos Almanzar, R (7, 1) ERA: 1.73										0	0	0	0	0	0	0				
Matt Whisenant, R (8, 1) ERA: 2.76										0	0	0	0	0	0	0				
Brandon Kolb, R (9, 1) OBP: 0.408, SLG: 0.316										1	1	1	0	0	0	0				
<b>Inning Stats</b>	R: 0 E: 0 K: 0 S: 10	H: 1 LOB: 1 BB: 0 P: 16	R: 0 E: 1 K: 1 S: 8	H: 0 LOB: 2 BB: 1 P: 14	R: 0 E: 0 K: 0 S: 7	H: 1 LOB: 1 BB: 0 P: 9	R: 0 E: 0 K: 0 S: 8	H: 2 LOB: 2 BB: 0 P: 11	R: 1 E: 0 K: 0 S: 16	H: 2 LOB: 3 BB: 2 P: 32	R: 0 E: 0 K: 1 S: 10	H: 0 LOB: 0 BB: 0 P: 17	R: 0 E: 0 K: 0 S: 8	H: 1 LOB: 1 BB: 0 P: 11	R: 3 E: 0 K: 1 S: 15	H: 2 LOB: 0 BB: 1 P: 23	1B: 8 2B: 0 3B: 0 HR: 1	SF: 0 SAC: 0 DP: 0 HBP: 0	WP: 0 PB: 0 SB: 0 CS: 0	PA: 41
<b>PITCHER</b>	IP WLS BF H R ER SO BB IBB HBP BLK WP HR S P ERA WHIP																			
Brian Anderson, L (1, 1) ERA: 4.09	7.0 W 31 6 1 1 2 3 0 0 0 0 0 0 8 11 0.00 1.000																			
Mike Morgan, R (8, 1) ERA: 1.73	1.0 4 1 0 0 0 0 0 0 0 0 0 0 8 11 0.00 1.000																			
Greg Swindell, L (9, 1) ERA: 2.76	0.1 4 2 3 3 1 1 0 0 0 0 0 1 11 18 81.00 9.000																			
Byung-Hyun Kim, R (9, 1) ERA: 1.62	0.2 S 2 0 0 0 0 0 0 0 0 0 0 0 4 5 0.00 0.000																			

AB 37  
R 4  
H 9  
RBI 4  
BB 4  
SO 3  
LOB 20





Batter	1	2	3	4	5	6	7	8	9	AB	R	H	RBI	BB	SO	LOB	TOP				
Tony Womack, L (1, 6) OBP: 0.298, SLG: 0.420			 2B						 1B	5	1	2	0	0	1	0	<b>Arizona Diamondbacks @ San Diego Padres</b> Qualcomm Stadium, San Diego, CA Sat May 13 2000, 10:05 PM EDT Att: 44,044 - Sunny - 68 F <a href="http://livebaseballscorecards.com">livebaseballscorecards.com</a>				
Jay Bell, R (1, 4) OBP: 0.439, SLG: 0.529	 1B		 2H				 1B		3	2	2	2	2	0	1						
Luis Gonzalez, L (1, 7) OBP: 0.381, SLG: 0.549	 1-2						 1B	 1B	4	1	1	0	0	1	2						
Erubiel Durazo, L (1, 3) Greg Colbrunn, R (8, PH) OBP: 0.425, SLG: 0.541 OBP: 0.596, SLG: 0.788								 1B	3	0	0	0	0	1	0						
Steve Finley, L (1, 8) OBP: 0.376, SLG: 0.652						 2B		 1B	4	0	1	0	0	1	2						
Travis Lee, L (1, 9) OBP: 0.370, SLG: 0.495		 BB		 2B				 3-H	3	1	1	0	1	1	1						
Kelly Stinnett, R (1, 2) OBP: 0.299, SLG: 0.526	 1-2		 2-H		 2-3				4	0	0	0	0	1	2						
Andy Fox, L (1, 5) OBP: 0.254, SLG: 0.291								 2B	4	1	1	0	0	1	1						
Todd Stottlemyre, L (1, 1) Greg Swindell, L (7, 1) Mike Morgan, R (7, 1) OBP: 0.222, SLG: 0.313 OBP: 0.375, SLG: 0.793 OBP: 0.500, SLG: 0.500									3	0	0	0	0	2	0						
<b>Inning Stats</b>	R: 0 E: 0 K: 1 S: 5	H: 1 LOB: 0 BB: 0 P: 8	R: 0 E: 0 K: 1 S: 12	H: 0 LOB: 1 BB: 22	R: 2 E: 0 K: 1 S: 13	H: 2 LOB: 0 BB: 0 P: 18	R: 1 E: 1 K: 2 S: 13	H: 1 LOB: 1 BB: 0 P: 16	R: 0 E: 0 K: 1 S: 10	H: 0 LOB: 1 BB: 0 P: 18	R: 0 E: 0 K: 1 S: 9	H: 0 LOB: 0 BB: 0 P: 12	R: 2 E: 0 K: 0 S: 8	H: 2 LOB: 1 BB: 1 P: 19	R: 1 E: 0 K: 1 S: 12	H: 2 LOB: 0 BB: 0 P: 16		1B: 4 2B: 4 3B: 0 HR: 1	SF: 0 SAC: 0 DP: 2 HBP: 0	WP: 0 PB: 1 SB: 2 CS: 0	PA: 38
<b>PITCHER</b>	IP	WLS	BF	H	R	ER	SO	BB	IBB	HBP	BLK	WP	HR	S	P	ERA	WHIP				
32 Stan Spencer, R (1, 1) ERA: 2.57	7.0	L	28	5	3	2	9	2	0	0	0	0	1	70	110	2.57	1.000				
Kevin Walker, L (8, 1) ERA: 7.11	1.0		5	2	2	1	0	1	0	0	0	0	0	8	19	9.00	3.000				
Matt Whiteside, R (9, 1) ERA:	1.0		5	2	1	0	1	0	0	0	0	0	0	12	16	0.00	2.000				

Batter	1	2	3	4	5	6	7	8	9	AB	R	H	RBI	BB	SO	LOB	BOTTOM				
Eric Owens, R (1, 9) OBP: 0.397, SLG: 0.447				 1-2			 1B		 1B	5	0	2	0	0	1	3	<b>Arizona Diamondbacks @ San Diego Padres</b> Qualcomm Stadium, San Diego, CA Sat May 13 2000, 10:05 PM EDT Att: 44,044 - Sunny - 68 F <a href="http://livebaseballscorecards.com">livebaseballscorecards.com</a>				
Al Martin, L (1, 7) Ed Sprague, R (7, PH) OBP: 0.367, SLG: 0.476 OBP: 0.365, SLG: 0.793			 BB				 1B		2	0	0	0	1	1	0						
Ryan Klesko, L (1, 3) OBP: 0.352, SLG: 0.518			 1-2				 1-2		5	0	2	0	0	1	1						
Phil Nevin, R (1, 5) OBP: 0.340, SLG: 0.519							 2-3		4	0	0	0	0	3	3						
Bret Boone, R (1, 4) OBP: 0.338, SLG: 0.428								 BB	3	0	0	0	1	1	0						
Carlos Hernandez, R (1, 2) OBP: 0.315, SLG: 0.303				 32 1B		 1B		 1-2	4	1	2	0	0	0	1						
Damian Jackson, R (1, 6) OBP: 0.388, SLG: 0.485						 BB			3	0	0	0	1	1	3						
Ruben Rivera, R (1, 8) OBP: 0.286, SLG: 0.432				 BB		 1-2			3	1	1	1	1	1	2						
32 Stan Spencer, R (1, 1) Dave Magadan, L (7, PH) Kevin Walker, L (8, 1) Matt Whiteside, R (9, 1) 29 Kory DeHaan, L (9, PH) OBP: 1.000, SLG: 1.000 OBP: 0.375, SLG: 0.357 OBP: 0.333, SLG: 0.333 OBP: 0.333, SLG: 0.333 OBP: 0.174, SLG: 0.190			 BB	 1-3					2	0	2	1	0	0	0						
<b>Inning Stats</b>	R: 0 E: 0 K: 1 S: 8	H: 0 LOB: 0 BB: 0 P: 11	R: 0 E: 0 K: 2 S: 11	H: 1 LOB: 1 BB: 0 P: 13	R: 0 E: 0 K: 3 S: 11	H: 2 LOB: 3 BB: 1 P: 20	R: 1 E: 1 K: 1 S: 12	H: 1 LOB: 2 BB: 1 P: 20	R: 0 E: 0 K: 0 S: 10	H: 0 LOB: 0 BB: 1 P: 18	R: 0 E: 0 K: 0 S: 10	H: 2 LOB: 2 BB: 0 P: 18	R: 0 E: 0 K: 1 S: 8	H: 0 LOB: 1 BB: 1 P: 17	R: 1 E: 0 K: 0 S: 11	H: 2 LOB: 1 BB: 0 P: 15		1B: 8 2B: 0 3B: 0 HR: 1	SF: 0 SAC: 0 DP: 1 HBP: 0	WP: 0 PB: 0 SB: 0 CS: 0	PA: 39
<b>PITCHER</b>	IP	WLS	BF	H	R	ER	SO	BB	IBB	HBP	BLK	WP	HR	S	P	ERA	WHIP				
Todd Stottlemyre, R (1, 1) ERA: 4.97	6.0	W	26	5	1	0	8	3	0	0	0	0	0	60	95	0.00	1.333				
Greg Swindell, L (7, 1) ERA: 2.7	0.1	H	2	1	0	0	0	0	0	0	0	0	0	6	10	0.00	3.000				
Mike Morgan, R (7, 1) ERA: 1.38	2.2	S	12	3	1	1	1	1	0	0	0	0	1	23	40	3.38	1.500				



Batter	1	2	3	4	5	6	7	8	9	AB	R	H	RBI	BB	SO	LOB	TOP				
<b>Tony Womack, L</b> OBP: 0.297, SLG: 0.437 (1, 6)										4	1	1	1	0	0	2	<b>Arizona Diamondbacks @ San Diego Padres</b> Qualcomm Stadium, San Diego, CA Sun May 14 2000, 4:05 PM EDT Att: 31,555 - Cloudy - 70 F				
<b>Lenny Harris, L</b> OBP: 0.211, SLG: 0.268 <b>Vicente Padilla, R</b> (8, 1)										4	0	0	0	0	0	2					
<b>Luis Gonzalez, L</b> OBP: 0.378, SLG: 0.538 (1, 7)										3	0	0	0	1	0	1					
<b>Erbiel Durazo, L</b> OBP: 0.411, SLG: 0.520 (1, 3)										4	0	0	0	0	2	1					
<b>Steve Finley, L</b> OBP: 0.373, SLG: 0.641 (1, 8)										4	0	1	0	0	0	0					
<b>Travis Lee, L</b> OBP: 0.366, SLG: 0.481 (1, 9)										3	0	0	0	1	2	0					
<b>Damian Miller, R</b> OBP: 0.354, SLG: 0.617 (1, 2)										3	0	0	0	0	0	3					
<b>Hanley Frias, S</b> OBP: 0.286, SLG: 0.250 (1, 4)										2	0	0	0	1	0	0					
<b>Omar Daal, L</b> OBP: 0.263, SLG: 0.278 <b>Andy Fox, L</b> OBP: 0.250, SLG: 0.286 (8, PH) (8, 5)										1	0	0	0	0	0	0					
<b>Inning Stats</b>	R: 1 E: 0 K: 1 S: 13	H: 2 LOB: 3 BB: 2 P: 25	R: 0 E: 0 K: 0 S: 7	H: 0 LOB: 0 BB: 0 P: 11	R: 0 E: 0 K: 1 S: 4	H: 0 LOB: 0 BB: 0 P: 6	R: 0 E: 0 K: 1 S: 7	H: 0 LOB: 0 BB: 0 P: 8	R: 0 E: 0 K: 0 S: 6	H: 0 LOB: 1 BB: 1 P: 11	R: 0 E: 0 K: 0 S: 4	H: 0 LOB: 0 BB: 0 P: 4	R: 0 E: 1 K: 0 S: 7	H: 0 LOB: 1 BB: 0 P: 11	R: 0 E: 0 K: 2 S: 7	H: 0 LOB: 0 BB: 0 P: 10	1B: 1 2B: 0 3B: 0 HR: 1	SF: 0 SAC: 1 DP: 0 HBP: 0	WP: 0 PB: 0 SB: 0 CS: 0	PA: 33	
<b>PITCHER</b>	IP	WLS	BF	H	R	ER	SO	BB	IBB	HBP	BLK	WP	HR	S	P	ERA	WHIP				
<b>Brian Meadows, R</b> ERA: 3.76 <b>Trevor Hoffman, R</b> ERA: 2.63	(1, 1) (9, 1)	8.0 S	30 3	2 0	1 0	1 0	2 2	3 0	0 0	0 0	0 0	0 0	1 7	55 10	87 10	1.12 0.00	0.625 0.000				

Batter	1	2	3	4	5	6	7	8	9	AB	R	H	RBI	BB	SO	LOB	BOTTOM				
<b>Eric Owens, R</b> OBP: 0.387, SLG: 0.434 (7, 7)										4	0	0	0	0	1	0	<b>Arizona Diamondbacks @ San Diego Padres</b> Qualcomm Stadium, San Diego, CA Sun May 14 2000, 4:05 PM EDT Att: 31,555 - Cloudy - 70 F				
<b>Ruben Rivera, R</b> OBP: 0.283, SLG: 0.417 (1, 8)										4	1	1	0	0	1	0					
<b>Ed Sprague, R</b> OBP: 0.358, SLG: 0.774 (1, 3)										4	1	1	1	0	0	1					
<b>Phil Nevin, R</b> OBP: 0.344, SLG: 0.522 (1, 5)										3	1	1	1	1	1	0					
<b>Bret Boone, R</b> OBP: 0.335, SLG: 0.423 (1, 4)										4	0	1	0	0	1	3					
<b>John Roskos, R</b> OBP: 0.133, SLG: 0.074 <b>29 Kory DeHaan, L</b> OBP: 0.167, SLG: 0.182 (6, FR) (7, 9)										2	0	0	0	1	0	0					
<b>Wiki Gonzalez, R</b> OBP: 0.328, SLG: 0.367 (1, 2)										3	0	0	0	0	0	1					
<b>Chris Gomez, R</b> OBP: 0.444, SLG: 0.318 (1, 6)										3	0	1	0	0	0	2					
<b>Brian Meadows, R</b> OBP: 0.111, SLG: 0.111 <b>Trevor Hoffman, R</b> (9, 1)										3	0	0	0	0	2	1					
<b>Inning Stats</b>	R: 0 E: 0 K: 1 S: 11	H: 1 LOB: 2 BB: 1 P: 23	R: 0 E: 0 K: 0 S: 7	H: 1 LOB: 1 BB: 0 P: 13	R: 0 E: 0 K: 1 S: 6	H: 0 LOB: 0 BB: 0 P: 9	R: 0 E: 0 K: 1 S: 9	H: 0 LOB: 0 BB: 0 P: 12	R: 0 E: 0 K: 0 S: 7	H: 2 LOB: 2 BB: 1 P: 21	R: 0 E: 0 K: 1 S: 7	H: 0 LOB: 0 BB: 0 P: 10	R: 0 E: 0 K: 1 S: 11	H: 1 LOB: 1 BB: 0 P: 18	R: 0 E: 0 K: 0 S: 11	H: 0 LOB: 0 BB: 0 P: 18	1B: 3 2B: 2 3B: 0 HR: 0	SF: 0 SAC: 0 DP: 0 HBP: 0	WP: 0 PB: 0 SB: 0 CS: 0	PA: 33	
<b>PITCHER</b>	IP	WLS	BF	H	R	ER	SO	BB	IBB	HBP	BLK	WP	HR	S	P	ERA	WHIP				
<b>Omar Daal, L</b> ERA: 4.86 <b>Vicente Padilla, R</b> ERA: 1.8	(1, 1) (8, 1)	7.0 L	29 4	4 1	3 0	1 0	5 1	2 0	0 0	0 0	0 0	0 0	0 11	62 18	96 18	1.29 0.00	0.857 1.000				

AB	29
R	1
H	2
RBI	1
BB	3
SO	4
LOB	9





Batter	1	2	3	4	5	6	7	8	9	AB	R	H	RBI	BB	SO	LOB	TOP									
<b>Eric Owens, R</b> OBP: 0.375, SLG: 0.420 (1, 7)										5	1	0	0	0	2	0	<b>San Diego Padres @ Florida Marlins</b> Pro Player Stadium, Miami, FL Tue May 16 2000, 7:05 PM EDT Att: 7,101 - Cloudy - 80 F									
<b>Damian Jackson, R</b> OBP: 0.401, SLG: 0.489 (1, 6)										3	2	2	0	2	0	1										
<b>Tony Gwynn, L</b> OBP: 0.259, SLG: 0.277 (1, 9) <b>29 Kory DeHaan, L</b> OBP: 0.160, SLG: 0.174 (8, PR) (8, 9)										4	0	2	0	0	0	2										
<b>Phil Nevin, R</b> OBP: 0.355, SLG: 0.571 (1, 5)										4	3	3	5	0	0	2										
<b>Ed Sprague, R</b> OBP: 0.343, SLG: 0.738 (1, 3) <b>Ryan Klesko, L</b> OBP: 0.349, SLG: 0.513 (8, PH) (8, 3)										3	0	0	0	0	2	0										
<b>Bret Boone, R</b> OBP: 0.340, SLG: 0.421 (1, 4)										3	0	1	0	0	0	0										
<b>Carlos Hernandez, R</b> OBP: 0.312, SLG: 0.300 (1, 2)										4	0	1	2	0	0	1										
<b>Ruben Rivera, R</b> OBP: 0.263, SLG: 0.385 (1, 8)										4	0	0	0	0	2	3										
<b>Sterling Hitchcock, L</b> <b>Donne Wall, R</b> (8, 1)										3	0	0	0	0	2	0										
<b>Inning Stats</b>	R: 2 E: 0 K: 2 S: 15	H: 1 LOB: 0 BB: 1 P: 24	R: 0 E: 0 K: 1 S: 8	H: 1 LOB: 0 BB: 0 P: 15	R: 0 E: 0 K: 1 S: 16	H: 1 LOB: 2 BB: 1 P: 24	R: 0 E: 0 K: 2 S: 12	H: 0 LOB: 0 BB: 0 P: 16	R: 0 E: 0 K: 1 S: 9	H: 0 LOB: 0 BB: 0 P: 12	R: 2 E: 0 K: 0 S: 14	H: 2 LOB: 0 BB: 0 P: 16	R: 0 E: 0 K: 1 S: 6	H: 0 LOB: 0 BB: 0 P: 10	R: 3 E: 1 K: 1 S: 19	H: 3 LOB: 2 BB: 0 P: 27	R: 0 E: 0 K: 2 S: 9	H: 1 LOB: 1 BB: 0 P: 16	1B: 7 2B: 0 3B: 0 HR: 2	SF: 0 SAC: 0 DP: 0 HBP: 1	WP: 0 PB: 0 SB: 1 CS: 0	PA: 39				
<b>PITCHER</b>	IP	WLS	BF	H	R	ER	SO	BB	IBB	HBP	BLK	WP	HR	S	P	ERA	WHIP									
<b>Jesus Sanchez, L</b> ERA: 5.98 (1, 1)	7.0	L	27	5	4	4	8	2	0	0	0	0	0	2	80	117	5.14	1.000								
<b>Braden Looper, R</b> ERA: 1.23 (8, 1)	0.1		2	2	3	0	0	0	0	0	0	0	0	11	16	0.00	6.000									
<b>Vic Darenburg, L</b> ERA: 3.18 (8, 1)	0.1		2	0	0	0	1	0	0	1	0	0	0	4	6	0.00	0.000									
<b>Joe Strong, R</b> ERA: 8.5 (8, 1)	0.1		2	1	0	0	0	0	0	0	0	0	0	4	5	0.00	3.000									
<b>Ron Mahay, L</b> ERA: 8.5 (9, 1)	1.0		4	1	0	0	2	0	0	0	0	0	0	9	16	0.00	1.000									


Batter	1	2	3	4	5	6	7	8	9	AB	R	H	RBI	BB	SO	LOB	BOTTOM								
<b>Luis Castillo, S</b> OBP: 0.436, SLG: 0.398 (1, 4)										4	1	1	0	0	0	1	<b>San Diego Padres @ Florida Marlins</b> Pro Player Stadium, Miami, FL Tue May 16 2000, 7:05 PM EDT Att: 7,101 - Cloudy - 80 F								
<b>Danny Bautista, R</b> OBP: 0.238, SLG: 0.361 (1, 9)										4	0	1	0	0	1	1									
<b>Cliff Floyd, L</b> OBP: 0.366, SLG: 0.376 (1, 7)										3	1	1	0	0	2	1									
<b>Preston Wilson, R</b> OBP: 0.341, SLG: 0.523 (1, 8)										4	1	2	3	0	1	1									
<b>Kevin Millar, R</b> OBP: 0.340, SLG: 0.405 (1, 5)										4	0	1	0	0	0	3									
<b>Derrek Lee, R</b> OBP: 0.374, SLG: 0.452 (1, 3)										3	0	0	0	0	1	1									
<b>Alex Gonzalez, R</b> OBP: 0.212, SLG: 0.227 (1, 6)										3	0	0	0	0	0	1									
<b>Mike Redmond, R</b> OBP: 0.356, SLG: 0.353 (1, 2)										3	0	0	0	0	0	0									
<b>Jesus Sanchez, L</b> ERA: 4.85 (1, 1) <b>Braden Looper, R</b> ERA: 1.23 (8, 1) <b>Vic Darenburg, L</b> ERA: 3.18 (8, 1) <b>Joe Strong, R</b> ERA: 8.5 (8, 1) <b>Dave Berg, R</b> ERA: 8.5 (8, PH) (8, 1) <b>Ron Mahay, L</b> ERA: 8.5 (9, 1)										2	0	1	0	0	0	0									
<b>Inning Stats</b>	R: 1 E: 0 K: 1 S: 11	H: 2 LOB: 1 BB: 0 P: 16	R: 0 E: 0 K: 0 S: 6	H: 0 LOB: 0 BB: 0 P: 12	R: 0 E: 0 K: 0 S: 4	H: 0 LOB: 0 BB: 0 P: 4	R: 2 E: 0 K: 0 S: 14	H: 3 LOB: 0 BB: 0 P: 22	R: 0 E: 0 K: 2 S: 12	H: 1 LOB: 1 BB: 0 P: 19	R: 0 E: 0 K: 1 S: 6	H: 0 LOB: 0 BB: 0 P: 10	R: 0 E: 0 K: 0 S: 10	H: 0 LOB: 0 BB: 0 P: 16	R: 0 E: 0 K: 1 S: 7	H: 0 LOB: 0 BB: 0 P: 9	1B: 6 2B: 0 3B: 0 HR: 1	SF: 0 SAC: 0 DP: 1 HBP: 1	WP: 0 PB: 0 SB: 3 CS: 2	PA: 32					
<b>PITCHER</b>	IP	WLS	BF	H	R	ER	SO	BB	IBB	HBP	BLK	WP	HR	S	P	ERA	WHIP								
<b>Sterling Hitchcock, L</b> ERA: 3.32 (1, 1)	7.0	W	26	7	3	3	4	0	0	1	0	0	0	17	25	0.00	0.000								
<b>Donne Wall, R</b> ERA: 3.32 (8, 1)	2.0		6	0	0	0	1	0	0	0	0	0	0	17	25	0.00	0.000								




Batter	1	2	3	4	5	6	7	8	9	AB	R	H	RBI	BB	SO	LOB	TOP								
<b>Eric Owens, R</b> OBP: 0.372, SLG: 0.416 (1, 8)	G5-3	K					G4-3			4	0	1	0	0	1	3	<b>San Diego Padres @ Florida Marlins</b> Pro Player Stadium, Miami, FL Wed May 17 2000, 7:05 PM EDT Att: 6,955 - Cloudy - 83 F								
<b>Al Martin, L</b> OBP: 0.364, SLG: 0.470 (1, 7)	G4-3		F8			G2-3		G4-6-3		4	0	1	0	0	0	1									
<b>Tony Gwynn, L</b> OBP: 0.241, SLG: 0.255 (1, 9)	F7		F8			F7		G4-6-3		4	0	0	0	0	0	2									
<b>Phil Nevin, R</b> OBP: 0.365, SLG: 0.573 (1, 5)		1B BB BB	1B			G6-3		1B		3	1	2	0	1	0	0									
<b>Ryan Klesko, L</b> OBP: 0.362, SLG: 0.543 (1, 3)		BB 1B BB	1B			HR		K		3	1	2	1	1	1	1									
<b>Bret Boone, R</b> OBP: 0.337, SLG: 0.430 (1, 4)	K					F5		3B		4	0	1	0	0	1	2									
<b>Damian Jackson, R</b> OBP: 0.391, SLG: 0.474 (1, 6)	K					K		G5-3		4	0	0	0	0	2	3									
<b>Carlos Hernandez, R</b> OBP: 0.309, SLG: 0.297 (1, 2)	BB 1B					F7		P6		4	0	1	0	0	0	1									
<b>Matt Clement, R</b> OBP: 0.143, SLG: 0.156 (6, 1)								G4-3		1	0	0	1	1	1	0									
<b>Kevin Walker, L</b> OBP: 0.233, SLG: 0.333 (6, 1)										0	0	0	0	0	0	0									
<b>Brandon Kolb, R</b> OBP: 0.149, SLG: 0.204 (7, PH)										0	0	0	0	0	0	0									
<b>Chris Gomez, R</b> OBP: 0.149, SLG: 0.204 (7, PH)										0	0	0	0	0	0	0									
<b>Matt Whiteside, R</b> OBP: 0.149, SLG: 0.204 (7, PH)										0	0	0	0	0	0	0									
<b>Matt Whisenant, R</b> OBP: 0.149, SLG: 0.204 (8, PH)										0	0	0	0	0	0	0									
<b>Dave Magadan, R</b> OBP: 0.149, SLG: 0.204 (9, PH)										1	0	0	0	0	0	1									
<b>Inning Stats</b>	R: 0 E: 0 K: 0 S: 4	H: 0 LOB: 0 BB: 0 P: 7	R: 1 E: 0 K: 3 S: 15	H: 1 LOB: 3 BB: 3 P: 33	R: 0 E: 0 K: 0 S: 9	H: 2 LOB: 2 BB: 0 P: 13	R: 0 E: 0 K: 0 S: 5	H: 0 LOB: 0 BB: 0 P: 11	R: 0 E: 0 K: 1 S: 17	H: 1 LOB: 1 BB: 0 P: 22	R: 1 E: 0 K: 1 S: 8	H: 1 LOB: 0 BB: 0 P: 16	R: 0 E: 0 K: 0 S: 6	H: 0 LOB: 0 BB: 0 P: 11	R: 0 E: 0 K: 1 S: 12	H: 2 LOB: 1 BB: 0 P: 18	R: 0 E: 0 K: 0 S: 7	H: 1 LOB: 1 BB: 0 P: 11	1B: 6 2B: 0 3B: 1 HR: 1	SF: 0 SAC: 0 DP: 1 HBP: 0	WP: 0 PB: 0 SB: 0 CS: 0	PA: 36			
<b>PITCHER</b>	IP	WLS	BF	H	R	ER	SO	BB	IBB	HBP	BLK	WP	HR	S	P	ERA	WHIP								
<b>Ryan Dempster, R</b> ERA: 2.74 (1, 1)	7.2	W	31	7	2	2	5	3	0	0	0	0	1	72	124	2.35	1.304								
<b>Armando Almanza, L</b> ERA: 1.72 (8, 1)	0.1	H	1	0	0	0	1	0	0	0	0	0	0	4	7	0.00	0.000								
<b>Antonio Alfonseca, R</b> ERA: 0.86 (9, 1)	1.0	S	4	1	0	0	0	0	0	0	0	0	0	7	11	0.00	1.000								

Batter	1	2	3	4	5	6	7	8	9	AB	R	H	RBI	BB	SO	LOB	BOTTOM								
<b>Luis Castillo, S</b> OBP: 0.462, SLG: 0.412 (1, 4)	G3 1B	BB				WP S		S		2	1	2	0	3	0	0	<b>San Diego Padres @ Florida Marlins</b> Pro Player Stadium, Miami, FL Wed May 17 2000, 7:05 PM EDT Att: 6,955 - Cloudy - 83 F								
<b>Mark Kotsay, L</b> OBP: 0.316, SLG: 0.424 (1, 9)	G3	G6-3				K		BB		4	0	0	0	1	1	5									
<b>Cliff Floyd, L</b> OBP: 0.360, SLG: 0.363 (1, 7)	F5		G5-3			F9		G3		4	0	0	0	1	0	3									
<b>Preston Wilson, R</b> OBP: 0.345, SLG: 0.519 (1, 8)	1B		1B			K		FC5-4		3	0	1	1	1	1	2									
<b>Kevin Millar, R</b> OBP: 0.356, SLG: 0.414 (1, 5)	1B		BB			FC5-4		BB		3	1	2	0	0	0	0									
<b>Kevin Millar, R</b> OBP: 0.356, SLG: 0.414 (1, 5)	1B		1B			F3		G3		3	1	2	0	0	0	0									
<b>Brant Brown, L</b> OBP: 0.283, SLG: 0.460 (1, 3)	G4-3					HR		P6		4	1	1	2	0	1	4									
<b>Armando Almanza, L</b> ERA: 1.72 (8, 1)						HR				0	0	0	0	0	0	0									
<b>Antonio Alfonseca, R</b> ERA: 0.86 (9, 1)						HR				0	0	0	0	0	0	0									
<b>Alex Gonzalez, R</b> OBP: 0.219, SLG: 0.241 (1, 6)			F8			G6-3		G6-3		4	1	2	0	0	0	2									
<b>Paul Bako, L</b> OBP: 0.375, SLG: 0.351 (1, 2)	G4-3					K		F9		4	0	1	1	0	1	1									
<b>Ryan Dempster, R</b> OBP: 0.087, SLG: 0.174 (1, 1)										3	0	0	0	0	2	1									
<b>Derrek Lee, R</b> OBP: 0.370, SLG: 0.447 (8, 3)	K					G6-3		F3		1	0	0	0	0	0	0									
<b>Inning Stats</b>	R: 1 E: 0 K: 0 S: 10	H: 3 LOB: 2 BB: 0 P: 17	R: 0 E: 0 K: 1 S: 13	H: 1 LOB: 1 BB: 1 P: 22	R: 0 E: 0 K: 1 S: 14	H: 1 LOB: 2 BB: 1 P: 24	R: 0 E: 0 K: 1 S: 10	H: 1 LOB: 1 BB: 0 P: 14	R: 3 E: 0 K: 2 S: 10	H: 3 LOB: 1 BB: 0 P: 20	R: 0 E: 0 K: 2 S: 10	H: 0 LOB: 2 BB: 0 P: 19	R: 0 E: 0 K: 0 S: 7	H: 0 LOB: 0 BB: 0 P: 8	R: 0 E: 0 K: 0 S: 11	H: 0 LOB: 2 BB: 2 P: 25	1B: 6 2B: 2 3B: 0 HR: 1	SF: 0 SAC: 0 DP: 0 HBP: 1	WP: 1 PB: 0 SB: 4 CS: 0	PA: 39					
<b>PITCHER</b>	IP	WLS	BF	H	R	ER	SO	BB	IBB	HBP	BLK	WP	HR	S	P	ERA	WHIP								
<b>Matt Clement, R</b> ERA: 5.2 (6, 1)	5.0	L	26	9	4	4	4	2	0	0	0	1	0	8	17	0.00	3.000								
<b>Kevin Walker, L</b> ERA: 6.75 (6, 1)	0.2		4	0	0	0	2	2	0	0	0	0	0	2	2	0.00	0.000								
<b>Brandon Kolb, R</b> ERA: 6.75 (6, 1)	0.1		1	0	0	0	0	0	0	0	0	0	0	2	2	0.00	0.000								
<b>Matt Whiteside, R</b> ERA: 3.06 (7, 1)	1.2		6	0	0	0	0	1	0	0	0	0	0	15	25	0.00	0.600								
<b>Matt Whisenant, L</b> ERA: 3.06 (8, 1)	0.1		2	0	0	0	0	1	0	0	0	0	0	3	8	0.00	3.000								



Batter	1	2	3	4	5	6	7	8	9	AB	R	H	RBI	BB	SO	LOB	TOP				
<b>Eric Owens, R</b> OBP: 0.373, SLG: 0.421 (1, 9)	P6			P4				F9		5	0	2	2	0	0	3	<b>San Diego Padres @ Florida Marlins</b> Pro Player Stadium, Miami, FL Thu May 18 2000, 7:05 PM EDT Att: 7,832 - Sunny - 81 F				
<b>Al Martin, L</b> OBP: 0.359, SLG: 0.461 (1, 7)		F7		K				F7		5	0	1	0	0	1	5					
<b>Ryan Klesko, L</b> OBP: 0.370, SLG: 0.579 (1, 3)	P5				HR				E7	5	2	3	1	0	1	1					
<b>Phil Nevin, R</b> OBP: 0.372, SLG: 0.585 (1, 5)			F7							4	0	2	1	1	1	1					
<b>Bret Boone, R</b> OBP: 0.333, SLG: 0.422 (1, 4)	P4			K						5	0	1	0	0	2	4					
<b>Damian Jackson, R</b> OBP: 0.391, SLG: 0.468 (1, 6)				K						4	2	1	0	1	3	3					
<b>Wiki Gonzalez, R</b> OBP: 0.338, SLG: 0.391 (1, 2)										4	2	2	0	0	0	1					
<b>Ruben Rivera, R</b> OBP: 0.279, SLG: 0.393 (1, 8)										4	0	2	2	0	1	2					
<b>32 Stan Spencer, R</b> OBP: 0.750, SLG: 0.750 <b>Matt Whisenant, R</b> ERA: 7.95 <b>Donne Wall, R</b> ERA: 4.5 <b>Trevor Hoffman, R</b> ERA: 2.45		SH1-4						SH1-4		2	0	1	0	0	1	0					
<b>Inning Stats</b>	R: 0 E: 0 K: 0 S: 17	H: 1 LOB: 2 BB: 1 P: 29	R: 2 E: 0 K: 1 S: 15	H: 3 LOB: 1 BB: 0 P: 27	R: 0 E: 0 K: 2 S: 13	H: 1 LOB: 2 BB: 0 P: 17	R: 0 E: 0 K: 1 S: 9	H: 2 LOB: 2 BB: 0 P: 10	R: 1 E: 0 K: 1 S: 11	H: 2 LOB: 1 BB: 0 P: 16	R: 0 E: 0 K: 3 S: 10	H: 0 LOB: 0 BB: 0 P: 14	R: 2 E: 0 K: 0 S: 14	H: 2 LOB: 1 BB: 0 P: 21	R: 1 E: 1 K: 1 S: 13	H: 3 LOB: 1 BB: 0 P: 20		1B: 10 2B: 2 3B: 1 HR: 1	SF: 0 SAC: 2 DP: 1 HBP: 0	WP: 0 PB: 0 SB: 2 CS: 1	PA: 42
<b>PITCHER</b>	IP	WLS	BF	H	R	ER	SO	BB	IBB	HBP	BLK	WP	HR	S	P	ERA	WHIP				
<b>Alex Fernandez, R</b> ERA: 4.13	5.0	L	25	9	3	3	5	1	0	0	0	0	1	65	99	5.40	2.000				
<b>Ron Mahay, L</b> ERA: 7.95	2.0		7	1	0	0	4	0	0	0	0	0	0	19	33	0.00	0.500				
<b>Vic Darenburg, L</b> ERA: 4.5	1.0		8	4	3	3	0	1	0	0	0	0	0	21	29	27.00	5.000				
<b>Joe Strong, R</b> ERA:	1.0		2	1	0	0	1	0	0	0	0	0	0	6	12	0.00	1.000				

Batter	1	2	3	4	5	6	7	8	9	AB	R	H	RBI	BB	SO	LOB	BOTTOM					
<b>Luis Castillo, S</b> OBP: 0.468, SLG: 0.409 (1, 4)			F7						G6-3	3	2	1	0	2	0	0	<b>San Diego Padres @ Florida Marlins</b> Pro Player Stadium, Miami, FL Thu May 18 2000, 7:05 PM EDT Att: 7,832 - Sunny - 81 F					
<b>Mark Kotsay, L</b> OBP: 0.321, SLG: 0.426 (1, 9)	F9									4	0	2	0	0	0	2						
<b>Cliff Floyd, L</b> OBP: 0.364, SLG: 0.368 (1, 7)										4	0	2	2	0	1	4						
<b>Preston Wilson, R</b> OBP: 0.348, SLG: 0.513 (1, 8)										2	0	0	0	2	2	4						
<b>Kevin Millar, R</b> OBP: 0.343, SLG: 0.396 <b>Dave Berg, R</b> OBP: 0.354, SLG: 0.381										4	0	0	0	0	0	4						
<b>Brant Brown, L</b> OBP: 0.283, SLG: 0.426 (1, 3)										4	0	0	0	0	1	2						
<b>Alex Gonzalez, R</b> OBP: 0.214, SLG: 0.235 (1, 6)										4	0	0	0	0	1	0						
<b>Mike Redmond, R</b> OBP: 0.338, SLG: 0.333 (1, 2)										4	0	0	0	0	1	0						
<b>Alex Fernandez, R</b> OBP: 0.256, SLG: 0.176 <b>Chris Caramazza, S</b> OBP: 0.324, SLG: 0.455 <b>Ron Mahay, L</b> ERA: 7.95 <b>Danny Bautista, R</b> OBP: 0.282, SLG: 0.364 <b>Vic Darenburg, L</b> OBP: 0.282, SLG: 0.364 <b>Joe Strong, R</b> ERA: 4.5 <b>Derek Lee, R</b> OBP: 0.356, SLG: 0.442										1	0	0	0	0	1	0						
<b>Inning Stats</b>	R: 1 E: 0 K: 1 S: 15	H: 1 LOB: 2 BB: 2 P: 26	R: 0 E: 0 K: 1 S: 7	H: 0 LOB: 0 BB: 0 P: 10	R: 0 E: 0 K: 1 S: 11	H: 1 LOB: 2 BB: 1 P: 18	R: 0 E: 0 K: 1 S: 8	H: 0 LOB: 0 BB: 0 P: 10	R: 1 E: 0 K: 2 S: 17	H: 2 LOB: 1 BB: 0 P: 24	R: 0 E: 0 K: 0 S: 7	H: 0 LOB: 0 BB: 0 P: 11	R: 0 E: 0 K: 1 S: 16	H: 2 LOB: 3 BB: 1 P: 26	R: 0 E: 0 K: 0 S: 6	H: 0 LOB: 0 BB: 0 P: 7		R: 0 E: 0 K: 1 S: 7	H: 0 LOB: 0 BB: 0 P: 12	1B: 5 2B: 1 3B: 0 HR: 0	SF: 0 SAC: 0 DP: 0 HBP: 0	WP: 0 PB: 0 SB: 10 CS: 0
<b>PITCHER</b>	IP	WLS	BF	H	R	ER	SO	BB	IBB	HBP	BLK	WP	HR	S	P	ERA	WHIP					
<b>32 Stan Spencer, R</b> ERA: 2.7	6.1		27	7	2	2	6	3	0	0	0	0	0	70	106	2.84	1.263					
<b>Matt Whisenant, L</b> ERA: 3.0	0.1	H	3	1	0	0	0	1	0	0	0	0	0	8	14	0.00	6.000					
<b>Donne Wall, R</b> ERA: 3.1	1.1	H	4	0	0	0	1	0	0	0	0	0	0	9	12	0.00	0.000					
<b>Trevor Hoffman, R</b> ERA: 2.45	1.0		3	0	0	0	1	0	0	0	0	0	0	7	12	0.00	0.000					



Batter	1	2	3	4	5	6	7	8	9	AB	R	H	RBI	BB	SO	LOB	TOP										
<b>Eric Owens, R</b> OBP: 0.374, SLG: 0.417	G6-3	G5-3								4	2	1	0	1	0	2	<b>San Diego Padres @ Atlanta Braves</b> Turner Field, Atlanta, GA Fri May 19 2000, 7:40 PM EDT Att: 39,423 - Sunny - 77 F										
<b>Ruben Rivera, R</b> OBP: 0.303, SLG: 0.417	1B	1B	2B		FC1		HR	G6-3		4	2	2	0	0	0	2											
<b>Tony Gwynn, L</b> OBP: 0.279, SLG: 0.296 <b>29 Kory DeHaan, L</b> OBP: 0.192, SLG: 0.208	HR	1B	1B		FC6-4		SH			3	1	3	1	0	0	0											
<b>Phil Nevin, R</b> OBP: 0.375, SLG: 0.603 <b>Carlos Almanzar, R</b> OBP: 0.375, SLG: 0.259	HR	G1-3			FC5			K		4	2	2	6	0	0	3											
<b>Matt Whisenant, R</b> OBP: 0.335, SLG: 0.437 <b>Brandon Kolb, R</b> OBP: 0.335, SLG: 0.437 <b>Trevor Hoffman, R</b> OBP: 0.335, SLG: 0.437	HR	F9			FC6-4		HR			1	0	0	0	0	0	0											
<b>Ryan Klesko, L</b> OBP: 0.364, SLG: 0.563	F9	F8			FC6-4		G3			5	0	1	0	0	0	5											
<b>Bret Boone, R</b> OBP: 0.335, SLG: 0.437	HR				F9		FC6-2			4	2	1	3	1	1	2											
<b>Carlos Hernandez, R</b> OBP: 0.291, SLG: 0.278	G5-3				G4-3		G5-3			5	0	0	0	0	0	2											
<b>Chris Gomez, R</b> OBP: 0.375, SLG: 0.259		L8			G6-3		G3-1			4	0	0	0	0	0	2											
<b>Brian Meadows, R</b> OBP: 0.105, SLG: 0.105 <b>Matt Whiteside, R</b> OBP: 0.105, SLG: 0.105 <b>Damian Jackson, R</b> OBP: 0.105, SLG: 0.105 <b>Kevin Walker, L</b> OBP: 0.105, SLG: 0.105 <b>Dave Magadan, L</b> OBP: 0.105, SLG: 0.105		G6-3					FC1			1	0	0	0	0	0	0											
<b>Inning Stats</b>	R: 4 H: 4 E: 0 K: 0 S: 12	H: 4 R: 0 ER: 0 LOB: 0 BB: 0 P: 19	R: 0 H: 0 E: 0 K: 0 S: 5	H: 0 R: 0 ER: 0 LOB: 1 BB: 0 P: 7	R: 0 H: 2 E: 0 K: 0 S: 9	H: 2 R: 0 ER: 0 LOB: 1 BB: 0 P: 13	R: 0 H: 0 E: 0 K: 1 S: 8	H: 0 R: 0 ER: 0 LOB: 2 BB: 1 P: 10	R: 2 H: 2 E: 0 K: 0 S: 16	H: 2 R: 0 ER: 0 LOB: 2 BB: 1 P: 24	R: 0 H: 0 E: 0 K: 1 S: 8	H: 0 R: 0 ER: 0 LOB: 0 BB: 0 P: 10	R: 5 H: 3 E: 2 K: 1 S: 28	H: 3 R: 0 ER: 1 LOB: 2 BB: 1 P: 43	R: 0 H: 1 E: 0 K: 1 S: 10	H: 0 R: 0 ER: 0 LOB: 0 BB: 0 P: 5	1B: 9 2B: 1 3B: 0 HR: 2	SF: 0 SAC: 1 DP: 0 HBP: 1	WP: 0 PB: 0 SB: 1 CS: 1	PA: 43							
<b>PITCHER</b>	IP	WLS	BF	H	R	ER	SO	BB	IBB	HBP	BLK	WP	HR	S	P	ERA	WHIP										
<b>Terry Mulholland, L</b> ERA: 5.8	(1, 1)	6.0	L	30	9	9	2	1	0	1	0	0	1	64	90	13.50	1.667										
<b>30 Kevin McGlinchy, R</b> ERA: 4.15	(7, 1)	0.2		5	2	1	0	1	0	0	0	0	1	18	29	0.00	4.500										
<b>Bruce Chen, L</b> ERA: 1.76	(7, 1)	0.1		2	0	1	0	0	0	0	0	0	0	4	7	0.00	0.000										
<b>Greg McMichael, R</b> ERA: 3.38	(8, 1)	2.0		6	1	0	0	1	0	0	0	0	0	14	19	0.00	0.500										

Batter	1	2	3	4	5	6	7	8	9	AB	R	H	RBI	BB	SO	LOB	BOTTOM										
<b>QuiVio Veras, S</b> OBP: 0.415, SLG: 0.396 <b>Keith Lockhart, L</b> OBP: 0.237, SLG: 0.306	HR	G3	G4-6-3			G5-3		F9		0	0	0	0	0	0	0	<b>San Diego Padres @ Atlanta Braves</b> Turner Field, Atlanta, GA Fri May 19 2000, 7:40 PM EDT Att: 39,423 - Sunny - 77 F										
<b>Andruw Jones, R</b> OBP: 0.425, SLG: 0.625	F9	HR			G5-3		F9	HR		5	2	2	2	0	0	1											
<b>10 Chipper Jones, S</b> OBP: 0.385, SLG: 0.552	HR	WP			G6-3		G6-3	K		5	1	2	2	0	1	0											
<b>Andres Galarraga, R</b> OBP: 0.397, SLG: 0.609	E	G5-3			1B		E6	G4-3		5	0	2	0	0	0	1											
<b>Brian Jordan, R</b> OBP: 0.380, SLG: 0.574	F8				HR		FC6-4	F8		4	2	2	1	1	0	2											
<b>Javy Lopez, R</b> OBP: 0.331, SLG: 0.411	E5				1B		1B	K		5	0	3	0	0	1	3											
<b>Bobby Bonilla, S</b> OBP: 0.364, SLG: 0.469	F8				1B		K	F8		5	0	1	0	0	1	6											
<b>Rafael Furcal, S</b> OBP: 0.422, SLG: 0.396		SH1-4			K		1B			4	1	3	1	1	1	0											
<b>Terry Mulholland, R</b> ERA: 4.45 <b>30 Kevin McGlinchy, R</b> ERA: 4.15 <b>Bruce Chen, L</b> ERA: 5.87 <b>Wally Joyner, L</b> OBP: 0.105, SLG: 0.105 <b>Greg McMichael, R</b> ERA: 3.38 <b>Trenidad Hubbard, R</b> OBP: 0.105, SLG: 0.105		SH1-4			K		G4-3	F9		2	0	0	0	0	1	3											
<b>Inning Stats</b>	R: 2 H: 3 E: 1 K: 0 S: 14	H: 3 R: 0 ER: 0 LOB: 3 BB: 0 P: 22	R: 2 H: 3 E: 0 K: 0 S: 10	H: 3 R: 0 ER: 0 LOB: 1 BB: 0 P: 15	R: 1 H: 4 E: 0 K: 1 S: 8	H: 4 R: 0 ER: 0 LOB: 2 BB: 0 P: 11	R: 0 H: 2 E: 0 K: 0 S: 9	H: 2 R: 0 ER: 0 LOB: 2 BB: 0 P: 11	R: 0 H: 0 E: 0 K: 1 S: 6	H: 0 R: 0 ER: 0 LOB: 0 BB: 0 P: 11	R: 1 H: 2 E: 1 K: 1 S: 14	H: 2 R: 0 ER: 0 LOB: 2 BB: 0 P: 19	R: 1 H: 1 E: 0 K: 1 S: 9	H: 1 R: 0 ER: 0 LOB: 0 BB: 2 P: 15	R: 0 H: 0 E: 0 K: 1 S: 11	H: 0 R: 0 ER: 0 LOB: 2 BB: 2 P: 22		1B: 10 2B: 1 3B: 0 HR: 4	SF: 0 SAC: 1 DP: 1 HBP: 1	WP: 2 PB: 0 SB: 0 CS: 0	PA: 45						
<b>PITCHER</b>	IP	WLS	BF	H	R	ER	SO	BB	IBB	HBP	BLK	WP	HR	S	P	ERA	WHIP										
<b>Brian Meadows, R</b> ERA: 4.45	(1, 1)	2.0		16	9	5	0	0	0	0	0	0	0	14	17	0.00	1.500										
<b>Matt Whiteside, R</b> ERA: 4.45	(3, 1)	2.0	W	8	3	0	0	1	0	0	0	0	0	14	17	0.00	1.500										
<b>Kevin Walker, L</b> ERA: 5.87	(5, 1)	2.0		6	0	0	0	1	0	0	0	0	0	13	20	0.00	0.000										
<b>Carlos Almanzar, R</b> ERA: 5.16	(7, 1)	1.1		8	3	2	1	1	0	0	0	0	1	18	26	6.75	2.250										
<b>Matt Whisenant, L</b> ERA: 2.89	(8, 1)	0.2		2	0	0	0	1	0	0	0	0	0	5	8	0.00	0.000										
<b>Brandon Kolb, R</b> ERA: 4.5	(9, 1)	0.2		2	0	0	0	0	0	0	0	0	0	9	20	0.00	3.000										
<b>Trevor Hoffman, R</b> ERA: 2.4	(9, 1)	0.1	S	1	0	0	0	0	0	0	0	0	0	2	2	0.00	0.000										









Batter	1	2	3	4	5	6	7	8	9	AB	R	H	RBI	BB	SO	LOB	TOP										
Eric Owens, R OBP: 0.374, SLG: 0.415 29 Kory DeHaan, L OBP: 0.179, SLG: 0.192	F9	K			F8		F9		K	4	0	0	0	0	1	1	<b>San Diego Padres @ Atlanta Braves</b> Turner Field, Atlanta, GA Sun May 21 2000, 1:10 PM EDT Att: 40,533 - Cloudy - 74 F										
Damian Jackson, R OBP: 0.364, SLG: 0.444	F9		P4		G6-3			K	K	5	0	0	0	0	2	0											
Ed Sprague, R OBP: 0.364, SLG: 0.771								K	K	4	1	2	1	1	2	1											
Phil Nevin, R OBP: 0.398, SLG: 0.643										3	1	2	1	2	0	1											
Dave Magadan, L OBP: 0.320, SLG: 0.273	K									4	0	1	0	1	1	4											
Bret Boone, R OBP: 0.344, SLG: 0.442										4	1	2	0	0	1	2											
Carlos Hernandez, R OBP: 0.297, SLG: 0.321										4	0	1	0	0	0	4											
Ruben Rivera, R OBP: 0.324, SLG: 0.478										3	2	2	1	1	0	0											
Sterling Hitchcock, L Ryan Klesko, L Donnie Wall, R Kevin Walker, L Matt Whiteside, R Al Martin, L OBP: 0.370, SLG: 0.498										2	0	0	0	0	0	2											
<b>Inning Stats</b>	R: 0 E: 0 K: 1 S: 10	H: 1 LOB: 2 BB: 1 P: 17	R: 1 E: 0 K: 1 S: 9	H: 2 LOB: 1 BB: 1 P: 21	R: 0 E: 0 K: 0 S: 6	H: 0 LOB: 0 BB: 1 P: 12	R: 0 E: 0 K: 0 S: 9	H: 0 LOB: 0 BB: 0 P: 15	R: 1 E: 0 K: 0 S: 10	H: 1 LOB: 0 BB: 0 P: 16	R: 1 E: 0 K: 1 S: 16	H: 3 LOB: 1 BB: 0 P: 26	R: 0 E: 0 K: 0 S: 3	H: 0 LOB: 0 BB: 0 P: 5	R: 1 E: 0 K: 2 S: 13	H: 2 LOB: 2 BB: 1 P: 27		R: 2 E: 0 K: 3 S: 15	H: 2 LOB: 2 BB: 1 P: 24	1B: 4 2B: 3 3B: 0 HR: 4	SF: 0 SAC: 0 DP: 3 HBP: 0	WP: 0 PB: 1 SB: 0 CS: 0	PA: 41				
<b>PITCHER</b>	IP	WLS	BF	H	R	ER	SO	BB	IBB	HBP	BLK	WP	HR	S	P	ERA	WHIP										
Tom Glavine, L ERA: 2.94	6.0	W	25	7	3	3	3	2	1	0	0	0	2	60	107	4.50	1.500										
Rudy Seanez, R ERA: 3.49	1.0	H	3	0	0	0	0	0	0	0	0	0	0	3	5	0.00	0.000										
Mike Remlinger, L ERA: 1.33	1.0		6	2	1	1	2	1	0	0	0	0	1	13	27	9.00	3.000										
Greg McMichael, R ERA: 4.4	1.0		7	2	2	2	3	1	0	0	0	0	1	15	24	18.00	3.000										
Batter	1	2	3	4	5	6	7	8	9	AB	R	H	RBI	BB	SO	LOB	BOTTOM										
Rafael Furcal, S OBP: 0.405, SLG: 0.378	G3	G1-3			G5-3		F3			5	0	0	0	0	0	3	<b>San Diego Padres @ Atlanta Braves</b> Turner Field, Atlanta, GA Sun May 21 2000, 1:10 PM EDT Att: 40,533 - Cloudy - 74 F										
Andruw Jones, R OBP: 0.419, SLG: 0.597					G6-3					3	1	0	0	2	1	0											
10 Chipper Jones, S OBP: 0.390, SLG: 0.550 Keith Lockhart, L OBP: 0.302, SLG: 0.463										3	2	1	0	1	0	0											
Andres Galarraga, R OBP: 0.416, SLG: 0.629										1	1	1	0	0	0	0											
Brian Jordan, R OBP: 0.393, SLG: 0.631										5	3	4	7	0	0	0											
Javy Lopez, R OBP: 0.318, SLG: 0.391										5	1	1	0	0	2	2											
Trenidad Hubbard, R OBP: 0.317, SLG: 0.333										3	1	2	0	1	0	0											
Walt Weiss, S OBP: 0.431, SLG: 0.354										3	0	1	1	2	2	2											
Tom Glavine, L ERA: 2.94 Steve Sizoo, R OBP: 0.222, SLG: 0.556 Rudy Seanez, R ERA: 3.49 Bobby Bonilla, S OBP: 0.391, SLG: 0.550 Mike Remlinger, L ERA: 1.33 Greg McMichael, R ERA: 4.4										2	0	0	0	0	0	3											
<b>Inning Stats</b>	R: 2 E: 0 K: 0 S: 9	H: 3 LOB: 1 BB: 1 P: 14	R: 0 E: 0 K: 1 S: 10	H: 1 LOB: 0 BB: 0 P: 13	R: 0 E: 0 K: 0 S: 11	H: 1 LOB: 0 BB: 0 P: 16	R: 0 E: 0 K: 1 S: 13	H: 1 LOB: 2 BB: 1 P: 26	R: 0 E: 0 K: 1 S: 7	H: 0 LOB: 0 BB: 0 P: 10	R: 2 E: 0 K: 1 S: 10	H: 3 LOB: 1 BB: 0 P: 18	R: 5 E: 0 K: 0 S: 19	H: 4 LOB: 2 BB: 4 P: 38	R: 3 E: 0 K: 1 S: 17	H: 3 LOB: 1 BB: 0 P: 30		1B: 8 2B: 5 3B: 1 HR: 2	SF: 0 SAC: 0 DP: 1 HBP: 1	WP: 0 PB: 0 SB: 0 CS: 2	PA: 45						
<b>PITCHER</b>	IP	WLS	BF	H	R	ER	SO	BB	IBB	HBP	BLK	WP	HR	S	P	ERA	WHIP										
Sterling Hitchcock, L ERA: 4.98	6.0	L	27	9	4	4	4	2	0	0	0	0	1	60	97	6.00	1.833										
Donnie Wall, R ERA: 5.14	0.2		7	3	5	5	0	3	0	0	0	0	0	15	30	67.50	9.000										
Kevin Walker, L ERA: 7.16	1.0		9	4	3	3	0	1	0	1	0	0	1	18	35	27.00	5.000										
Matt Whiteside, R ERA:	0.1		1	0	0	0	1	0	0	0	0	0	0	3	3	0.00	0.000										





Batter	1	2	3	4	5	6	7	8	9	AB	R	H	RBI	BB	SO	LOB	TOP							
Joe McEwing, R OBP: 0.313, SLG: 0.517 (1, 8)	F8		G6-3		G5-3			K		4	0	0	0	0	1	0	<b>New York Mets @ San Diego Padres</b> Qualcomm Stadium, San Diego, CA Mon May 22 2000, 10:05 PM EDT Att: 17,966 - Cloudy - 68 F							
Derek Bell, R OBP: 0.421, SLG: 0.542 (1, 9)	E5		G5-3				K	G6-3		4	0	0	0	0	1	0								
Edgardo Alfonzo, R OBP: 0.454, SLG: 0.581 (1, 4)	K		K				G5-3		SH1-3 31 1B	4	0	1	0	0	2	1								
31 Mike Piazza, R OBP: 0.409, SLG: 0.723 20 Kurt Abbott, R OBP: 0.239, SLG: 0.275 (1, 2)	FC6-4				G5-3		G5-3		SH1-3 1B	4	0	1	0	0	0	1								
Robin Ventura, L OBP: 0.350, SLG: 0.520 (1, 5)		G3		FC5-4 1B 2-1 BB			G6-3		SH1-3 1B	2	0	0	0	1	0	0								
Matt Franco, L OBP: 0.298, SLG: 0.175 (1, 3)		1B FC1-2 1B					G6-3		4-0 IBB	3	0	2	0	1	0	0								
Benny Agbayani, R OBP: 0.344, SLG: 0.439 Jay Payton, R OBP: 0.264, SLG: 0.333 (7, PR)		FC1-2 1B		FC5-4 1B			E6		3-1 P4	3	0	1	0	0	0	2								
Rey Ordóñez, R OBP: 0.296, SLG: 0.239 Mark Johnson, L (9, PH)		FC1-2 1B		2-1 3-H			G1-3		1-2 F8	3	0	0	0	0	1	3								
Glendon Rusch, L Jon Nunnally, L John Franco, L (8, PH)		G4-3					G1-3		1-3 K	2	0	0	0	0	0	2								
										1	0	0	0	0	1	0								
										0	0	0	0	0	0	0								
<b>Inning Stats</b>	R: 0 E: 1 K: 1 S: 6	H: 0 LOB: 1 BB: 0 P: 9	R: 0 E: 0 K: 0 S: 11	H: 2 LOB: 2 BB: 0 P: 14	R: 0 E: 0 K: 1 S: 11	H: 0 LOB: 0 BB: 0 P: 17	R: 0 E: 0 K: 0 S: 7	H: 1 LOB: 2 BB: 1 P: 14	R: 0 E: 0 K: 1 S: 5	H: 0 LOB: 0 BB: 0 P: 9	R: 0 E: 0 K: 0 S: 6	H: 0 LOB: 1 BB: 0 P: 12	R: 0 E: 1 K: 0 S: 7	H: 0 LOB: 1 BB: 0 P: 9	R: 0 E: 0 K: 2 S: 9	H: 0 LOB: 0 BB: 0 P: 12	R: 0 E: 0 K: 0 S: 11	H: 2 LOB: 3 BB: 1 P: 21	1B: 5 2B: 0 3B: 0 HR: 0	SF: 0 SAC: 1 DP: 0 HBP: 0	WP: 0 PB: 0 CS: 0	PA: 35		
<b>PITCHER</b>	IP WLS BF H R ER SO BB IBB HBP BLK WP HR S P ERA WHIP	IP WLS BF H R ER SO BB IBB HBP BLK WP HR S P ERA WHIP	IP WLS BF H R ER SO BB IBB HBP BLK WP HR S P ERA WHIP	IP WLS BF H R ER SO BB IBB HBP BLK WP HR S P ERA WHIP	IP WLS BF H R ER SO BB IBB HBP BLK WP HR S P ERA WHIP	IP WLS BF H R ER SO BB IBB HBP BLK WP HR S P ERA WHIP	IP WLS BF H R ER SO BB IBB HBP BLK WP HR S P ERA WHIP	IP WLS BF H R ER SO BB IBB HBP BLK WP HR S P ERA WHIP	IP WLS BF H R ER SO BB IBB HBP BLK WP HR S P ERA WHIP	IP WLS BF H R ER SO BB IBB HBP BLK WP HR S P ERA WHIP	IP WLS BF H R ER SO BB IBB HBP BLK WP HR S P ERA WHIP	IP WLS BF H R ER SO BB IBB HBP BLK WP HR S P ERA WHIP	IP WLS BF H R ER SO BB IBB HBP BLK WP HR S P ERA WHIP	IP WLS BF H R ER SO BB IBB HBP BLK WP HR S P ERA WHIP	IP WLS BF H R ER SO BB IBB HBP BLK WP HR S P ERA WHIP	IP WLS BF H R ER SO BB IBB HBP BLK WP HR S P ERA WHIP	IP WLS BF H R ER SO BB IBB HBP BLK WP HR S P ERA WHIP	IP WLS BF H R ER SO BB IBB HBP BLK WP HR S P ERA WHIP	IP WLS BF H R ER SO BB IBB HBP BLK WP HR S P ERA WHIP	IP WLS BF H R ER SO BB IBB HBP BLK WP HR S P ERA WHIP	IP WLS BF H R ER SO BB IBB HBP BLK WP HR S P ERA WHIP	IP WLS BF H R ER SO BB IBB HBP BLK WP HR S P ERA WHIP	IP WLS BF H R ER SO BB IBB HBP BLK WP HR S P ERA WHIP	IP WLS BF H R ER SO BB IBB HBP BLK WP HR S P ERA WHIP

AB	32
R	0
H	5
RBI	0
BB	2
SO	6
LOB	15



Batter	1	2	3	4	5	6	7	8	9	AB	R	H	RBI	BB	SO	LOB	BOTTOM							
Eric Owens, R OBP: 0.371, SLG: 0.411 (1, 7)	K		G5-3		F8			S 1B		4	1	1	0	0	1	1	<b>New York Mets @ San Diego Padres</b> Qualcomm Stadium, San Diego, CA Mon May 22 2000, 10:05 PM EDT Att: 17,966 - Cloudy - 68 F							
Ruben Rivera, R OBP: 0.333, SLG: 0.507 (1, 8)	FC5-2 3B		K				K	G4-6-3 1B		4	0	2	1	0	2	0								
Tony Gwynn, L OBP: 0.262, SLG: 0.276 29 Kory DeHaan, L OBP: 0.179, SLG: 0.192 (9, 9)	FC5-2 1B				G6-3		F8	G4-6-3 1B		4	0	0	0	0	0	2								
Phil Nevin, R OBP: 0.402, SLG: 0.642 (1, 5)					G4-3					2	0	1	0	1	0	0								
Ed Sprague, R OBP: 0.363, SLG: 0.750 (1, 3)	F9									2	0	0	0	1	0	3								
Bret Boone, R OBP: 0.338, SLG: 0.434 (1, 4)		G4-3					G5-3			3	0	0	0	0	1	1								
Carlos Hernandez, R OBP: 0.287, SLG: 0.310 (1, 2)		F7								3	0	0	0	0	0	0								
Damian Jackson, R OBP: 0.368, SLG: 0.435 (1, 6)		F9								3	0	0	0	0	0	0								
Matt Clement, R OBP: 0.174, SLG: 0.190 Wiki Gonzalez, R OBP: 0.329, SLG: 0.391 Trevor Hoffman, R (8, PH)										2	0	1	0	0	0	0								
										1	0	0	0	0	0	0								
										0	0	0	0	0	0	0								
<b>Inning Stats</b>	R: 0 E: 0 K: 1 S: 10	H: 2 LOB: 2 BB: 0 P: 17	R: 0 E: 0 K: 0 S: 11	H: 0 LOB: 0 BB: 0 P: 16	R: 0 E: 0 K: 1 S: 10	H: 0 LOB: 0 BB: 0 P: 15	R: 0 E: 0 K: 1 S: 10	H: 0 LOB: 1 BB: 1 P: 17	R: 0 E: 0 K: 0 S: 4	H: 1 LOB: 1 BB: 0 P: 8	R: 0 E: 0 K: 1 S: 8	H: 0 LOB: 1 BB: 1 P: 17	R: 0 E: 0 K: 0 S: 7	H: 0 LOB: 0 BB: 0 P: 11	R: 1 E: 0 K: 0 S: 9	H: 2 LOB: 0 BB: 0 P: 14	1B: 4 2B: 0 3B: 1 HR: 0	SF: 0 SAC: 0 DP: 1 HBP: 0	WP: 1 PB: 0 CS: 1	PA: 30				
<b>PITCHER</b>	IP WLS BF H R ER SO BB IBB HBP BLK WP HR S P ERA WHIP	IP WLS BF H R ER SO BB IBB HBP BLK WP HR S P ERA WHIP	IP WLS BF H R ER SO BB IBB HBP BLK WP HR S P ERA WHIP	IP WLS BF H R ER SO BB IBB HBP BLK WP HR S P ERA WHIP	IP WLS BF H R ER SO BB IBB HBP BLK WP HR S P ERA WHIP	IP WLS BF H R ER SO BB IBB HBP BLK WP HR S P ERA WHIP	IP WLS BF H R ER SO BB IBB HBP BLK WP HR S P ERA WHIP	IP WLS BF H R ER SO BB IBB HBP BLK WP HR S P ERA WHIP	IP WLS BF H R ER SO BB IBB HBP BLK WP HR S P ERA WHIP	IP WLS BF H R ER SO BB IBB HBP BLK WP HR S P ERA WHIP	IP WLS BF H R ER SO BB IBB HBP BLK WP HR S P ERA WHIP	IP WLS BF H R ER SO BB IBB HBP BLK WP HR S P ERA WHIP	IP WLS BF H R ER SO BB IBB HBP BLK WP HR S P ERA WHIP	IP WLS BF H R ER SO BB IBB HBP BLK WP HR S P ERA WHIP	IP WLS BF H R ER SO BB IBB HBP BLK WP HR S P ERA WHIP	IP WLS BF H R ER SO BB IBB HBP BLK WP HR S P ERA WHIP	IP WLS BF H R ER SO BB IBB HBP BLK WP HR S P ERA WHIP	IP WLS BF H R ER SO BB IBB HBP BLK WP HR S P ERA WHIP	IP WLS BF H R ER SO BB IBB HBP BLK WP HR S P ERA WHIP	IP WLS BF H R ER SO BB IBB HBP BLK WP HR S P ERA WHIP	IP WLS BF H R ER SO BB IBB HBP BLK WP HR S P ERA WHIP	IP WLS BF H R ER SO BB IBB HBP BLK WP HR S P ERA WHIP	IP WLS BF H R ER SO BB IBB HBP BLK WP HR S P ERA WHIP	IP WLS BF H R ER SO BB IBB HBP BLK WP HR S P ERA WHIP

AB	28
R	1
H	5
RBI	1
BB	2
SO	4
LOB	7





Batter	1	2	3	4	5	6	7	8	9	10	AB	R	H	RBI	BB	SO	LOB	TOP									
Joe McEwing, R OBP: 0.278, SLG: 0.455 (7, 7)	E6 1B		G6-3		L4			G5-3		HR	4	1	0	0	0	0	0	<b>New York Mets @ San Diego Padres</b> Qualcomm Stadium, San Diego, CA Tue May 23 2000, 5:05 PM EDT Att: 25,783 - Cloudy - 72 F <a href="http://livebaseballscorecards.com">livebaseballscorecards.com</a>									
31 Mike Piazza, R Armando Benitez, R (10, PH)	K		G3-1		L5			G6-3		K	5	0	0	0	0	2	2										
Derek Bell, R OBP: 0.411, SLG: 0.527 (1, 9)	K		G6-3								4	0	1	1	0	1	0										
Edgardo Alfonzo, R OBP: 0.449, SLG: 0.572 (1, 4)	CS 1B		G6-3						F8		3	0	0	0	1	2	1										
Robin Ventura, L OBP: 0.348, SLG: 0.510 (1, 5)	F7				K				BB		4	1	2	1	0	1	1										
Todd Zeile, R OBP: 0.382, SLG: 0.500 (1, 3)		HR			2B				F8		4	1	1	1	0	1	1										
Todd Pratt, R OBP: 0.404, SLG: 0.580 (1, 2)		HR			F9			P4			4	1	1	1	0	1	2										
Benny Agbayani, R OBP: 0.344, SLG: 0.424 (1, 7)								G5-3		F9	2	0	0	0	1	1	0										
Jay Payton, R OBP: 0.262, SLG: 0.330 (7, 8)					BB						1	0	0	0	0	0	0										
Rey Ordonez, R OBP: 0.288, SLG: 0.231 (1, 6)								F8		K	4	0	0	0	0	1	2										
Al Leiter, L Matt Flaherty, L Turk Wendell, L Mark Johnson, L Jon Nunnally, L (1, 11) (8, PH) (8, 1) (10, PH) (10, PH) (10, 7)											2	0	0	0	0	2	0										
<b>Inning Stats</b>	R: 1 E: 1 K: 1 S: 12	H: 1 LOB: 0 BB: 0 P: 17	R: 2 E: 0 K: 2 S: 14	H: 2 LOB: 0 BB: 0 P: 20	R: 0 E: 0 K: 0 S: 7	H: 0 LOB: 0 BB: 0 P: 12	R: 0 E: 0 K: 1 S: 7	H: 0 LOB: 0 BB: 0 P: 10	R: 0 E: 0 K: 3 S: 10	H: 0 LOB: 0 BB: 0 P: 15	R: 0 E: 0 K: 0 S: 5	H: 0 LOB: 0 BB: 0 P: 9	R: 0 E: 0 K: 0 S: 6	H: 0 LOB: 0 BB: 0 P: 12	R: 0 E: 0 K: 1 S: 7	H: 0 LOB: 1 BB: 1 P: 16	R: 2 E: 0 K: 2 S: 14	H: 2 LOB: 1 BB: 0 P: 22	1B: 2 2B: 1 3B: 0 HR: 3	SF: 0 SAC: 0 DP: 0 HBP: 0	WP: 0 PB: 0 SB: 1 CS: 1	PA: 38					
<b>PITCHER</b>	IP 7.0	WLS 2	BF 26	H 4	R 3	ER 2	SO 8	BB 1	IBB 0	HBP 0	BLK 0	WP 0	HR 2	S 71	P 112	ERA 2.57	WHIP 0.714										
32 Stan Spencer, R ERA: 2.68 (1, 1)	2.0	7	0	0	0	1	1	0	0	0	0	0	0	13	28	0.00	0.500										
Donne Wall, R ERA: 4.7 (8, 1)	1.0	L	5	2	2	2	2	0	0	0	0	0	1	14	22	18.00	2.000										
Trevor Hoffman, R ERA: 3.18 (10, 1)																											

Batter	1	2	3	4	5	6	7	8	9	10	AB	R	H	RBI	BB	SO	LOB	BOTTOM									
Eric Owens, R OBP: 0.366, SLG: 0.411 (1, 7)	CS 2B		K		G5-3			L8		F9	5	0	1	0	0	1	2	<b>New York Mets @ San Diego Padres</b> Qualcomm Stadium, San Diego, CA Tue May 23 2000, 5:05 PM EDT Att: 25,783 - Cloudy - 72 F <a href="http://livebaseballscorecards.com">livebaseballscorecards.com</a>									
Ruben Rivera, R OBP: 0.354, SLG: 0.507 (1, 8)	CS HBP			2B BB	K					K	2	1	1	0	1	1	1										
Ryan Klesko, L OBP: 0.366, SLG: 0.554 (10, PH)											1	0	0	0	0	1	1										
Tony Gwynn, L OBP: 0.271, SLG: 0.349 (1, 9)	SAFE K				F8 2B			P6		F7	5	2	2	2	0	1	5										
Phil Nevin, R OBP: 0.393, SLG: 0.626 (1, 5)	G5-3				F8			G4-3		L9	4	0	0	0	0	0	3										
Ed Sprague, R OBP: 0.337, SLG: 0.737 (1, 3)											4	0	1	1	0	1	0										
Bret Boone, R OBP: 0.337, SLG: 0.429 (1, 4)											4	0	1	0	0	1	1										
Carlos Hernandez, R OBP: 0.276, SLG: 0.297 (1, 2)											4	0	0	0	0	2	2										
Damian Jackson, R OBP: 0.365, SLG: 0.430 (1, 6)											4	0	1	0	0	1	1										
32 Stan Spencer, R Chris Gomez, R Donne Wall, R Trevor Hoffman, R Dave Magadan, L 29 Kory DeHaan, L (1, 11) (7, PH) (8, 1) (10, 1) (10, PH) (10, PH)											1	0	0	0	0	1	0										
<b>Inning Stats</b>	R: 0 E: 0 K: 1 S: 8	H: 1 LOB: 1 BB: 0 P: 15	R: 0 E: 0 K: 2 S: 9	H: 0 LOB: 0 BB: 0 P: 12	R: 0 E: 0 K: 2 S: 7	H: 0 LOB: 0 BB: 0 P: 10	R: 2 E: 0 K: 0 S: 13	H: 2 LOB: 1 BB: 1 P: 24	R: 0 E: 0 K: 1 S: 10	H: 1 LOB: 1 BB: 0 P: 17	R: 1 E: 0 K: 0 S: 7	H: 1 LOB: 0 BB: 0 P: 11	R: 0 E: 0 K: 0 S: 6	H: 0 LOB: 0 BB: 0 P: 9	R: 0 E: 0 K: 0 S: 9	H: 1 LOB: 1 BB: 0 P: 15	R: 0 E: 0 K: 2 S: 11	H: 1 LOB: 1 BB: 1 P: 15	R: 0 E: 0 K: 1 S: 16	H: 0 LOB: 2 BB: 1 P: 27	1B: 3 2B: 3 3B: 0 HR: 1	SF: 0 SAC: 1 DP: 0 HBP: 1	WP: 0 PB: 0 SB: 0 CS: 2	PA: 39			
<b>PITCHER</b>	IP 7.0	WLS 2	BF 27	H 5	R 3	ER 3	SO 7	BB 1	IBB 0	HBP 1	BLK 0	WP 0	HR 1	S 60	P 98	ERA 3.86	WHIP 0.857										
Al Leiter, L ERA: 3.31 (1, 1)	2.0	W	8	2	0	0	2	0	0	0	0	0	0	20	30	0.00	1.000										
Turk Wendell, R ERA: 3.07 (8, 1)	1.0	S	4	0	0	0	1	1	0	0	0	0	0	16	27	0.00	1.000										
Armando Benitez, R ERA: 4.81 (10, 1)																											



Batter	1	2	3	4	5	6	7	8	9	AB	R	H	RBI	BB	SO	LOB	TOP					
Jon Nunnally, L (1, 8) OBP: 0.325, SLG: 0.382	G4-3		K		F7		K		K	5	0	0	0	0	3	1	<b>New York Mets @ San Diego Padres</b> Qualcomm Stadium, San Diego, CA Wed May 24 2000, 10:05 PM EDT Att: 19,405 - Cloudy - 68 F					
Derek Bell, R (1, 9) OBP: 0.403, SLG: 0.516	G6-3		F4		G6-3		G6-3			4	0	0	0	0	0	1						
Edgardo Alfonso, R (1, 4) OBP: 0.455, SLG: 0.593	FC6-4				31 1B		F8		HR	3	2	2	1	1	0	0						
31 Mike Piazza, R (1, 2) OBP: 0.416, SLG: 0.739	FC6-4				2B		FC3-6		G4-3	4	1	2	0	0	0	1						
Robin Ventura, L (1, 5) OBP: 0.351, SLG: 0.516					2-0		FC3-6		F8	4	1	2	1	0	0	1						
Todd Zeile, R (1, 3) OBP: 0.379, SLG: 0.494	G6-3				1-3 2-H		1-1		F9	4	0	1	0	0	0	3						
Benny Agbavani, R (1, 7) Jay Payton, R (8, 8) OBP: 0.282, SLG: 0.330	G1-4-3				G6-3		4-1		G5-3	3	0	0	1	1	0	1						
Rey Ordóñez, R (1, 6) Matt Franco, L (5, PH) Pat Mahomes, R (8, 1) Dennis Cook, L (8, 1) Armando Benitez, R (8, 1) Mark Johnson, L (8, 3) OBP: 0.222, SLG: 0.125			K		G5-3		4-0		K	2	0	0	0	0	1	1						
Bobby Jones, R (1, 1) 20 Kurt Abbott, R (6, PH) OBP: 0.250, SLG: 0.264			E6				1-2 2-3 3-H		K	2	0	0	0	0	1	0						
							1-2		K	2	0	0	0	0	1	3						
<b>Inning Stats</b>	R: 0 H: 0 E: 0 K: 0 S: 12	H: 0 LOB: 1 BB: 1 P: 18	R: 0 H: 1 E: 0 K: 0 S: 6	H: 1 LOB: 6 BB: 0 P: 9	R: 0 H: 0 E: 1 K: 2 S: 10	H: 0 LOB: 1 BB: 0 P: 13	R: 2 H: 3 E: 0 K: 0 S: 12	H: 3 LOB: 1 BB: 0 P: 19	R: 0 H: 0 E: 0 K: 1 S: 7	H: 0 LOB: 0 BB: 0 P: 7	R: 1 H: 2 E: 1 K: 0 S: 11	H: 2 LOB: 3 BB: 2 P: 21	R: 1 H: 1 E: 0 K: 1 S: 8	H: 1 LOB: 0 BB: 0 P: 10	R: 0 H: 0 E: 0 K: 0 S: 7	H: 0 LOB: 0 BB: 0 P: 11	R: 0 H: 0 E: 0 K: 3 S: 10	H: 0 LOB: 0 BB: 0 P: 15	1B: 5 2B: 1 3B: 0 HR: 1	SF: 0 SAC: 0 DP: 1 HBP: 0	WP: 0 PB: 0 SB: 0 CS: 0	PA: 37
<b>PITCHER</b>	IP WLS BF H R ER SO BB IBB HBP BLK WP HR S P ERA WHIP																					
Brian Meadows, R (1, 1) ERA: 4.33	5.2	26	6	3	2	3	3	0	0	0	0	0	0	0	1	11	13	3.18	1.588			
Carlos Almanzar, R (6, 1) ERA: 5.04	1.1	5	1	1	1	1	0	0	0	0	0	0	0	0	1	11	13	6.75	0.750			
Donne Wall, R (8, 1) ERA: 4.5	1.0	3	0	0	0	0	0	0	0	0	0	0	0	0	7	11	0.00	0.000				
Trevor Hoffman, R (9, 1) ERA: 3.0	1.0	3	0	0	0	3	0	0	0	0	0	0	0	0	10	15	0.00	0.000				

AB	34
R	4
H	7
RBI	4
BB	3
SO	7
LOB	12



Batter	1	2	3	4	5	6	7	8	9	AB	R	H	RBI	BB	SO	LOB	BOTTOM					
Ruben Rivera, R (1, 8) OBP: 0.356, SLG: 0.513	F7							K		5	0	2	1	0	2	4	<b>New York Mets @ San Diego Padres</b> Qualcomm Stadium, San Diego, CA Wed May 24 2000, 10:05 PM EDT Att: 19,405 - Cloudy - 68 F					
Al Martin, L (1, 7) OBP: 0.360, SLG: 0.473	F9							L9		5	0	0	0	0	0	6						
Tony Gwynn, L (1, 9) 29 Kory DeHaan, L (5, PR) OBP: 0.172, SLG: 0.185	G4-3									3	0	1	0	0	0	0						
Phil Nevin, R (1, 5) OBP: 0.401, SLG: 0.635										4	1	3	0	0	0	0						
Ryan Klesko, L (1, 3) OBP: 0.369, SLG: 0.571										3	1	1	2	1	0	2						
Bret Boone, R (1, 4) OBP: 0.340, SLG: 0.466										4	2	2	2	0	0	4						
Carlos Hernandez, R (1, 2) OBP: 0.294, SLG: 0.309										3	1	2	0	1	0	3						
Damian Jackson, R (1, 6) OBP: 0.363, SLG: 0.422										3	0	0	0	1	0	2						
Brian Meadows, R (1, 1) Carlos Almanzar, R (6, 1) Donne Wall, R (8, 1) Dave Magadan, L (8, PH) Ed Sprague, R (8, PH) Trevor Hoffman, R (9, 1) OBP: 0.102, SLG: 0.200										1	0	0	0	0	1	2						
										1	0	0	0	0	1	0						
<b>Inning Stats</b>	R: 0 H: 0 E: 0 K: 0 S: 8	H: 5 LOB: 1 BB: 0 P: 14	R: 4 H: 5 E: 1 K: 0 S: 15	H: 5 LOB: 0 BB: 0 P: 25	R: 0 H: 1 E: 0 K: 0 S: 8	H: 1 LOB: 1 BB: 1 P: 15	R: 0 H: 1 E: 0 K: 2 S: 11	H: 1 LOB: 2 BB: 1 P: 22	R: 0 H: 2 E: 1 K: 0 S: 9	H: 2 LOB: 2 BB: 0 P: 12	R: 0 H: 1 E: 0 K: 1 S: 8	H: 1 LOB: 0 BB: 0 P: 13	R: 0 H: 0 E: 0 K: 0 S: 7	H: 0 LOB: 0 BB: 0 P: 11	R: 1 H: 1 E: 0 K: 1 S: 13	H: 1 LOB: 2 BB: 2 P: 28	R: 0 H: 0 E: 0 K: 0 S: 7	H: 0 LOB: 1 BB: 0 P: 11	1B: 5 2B: 4 3B: 0 HR: 3	SF: 0 SAC: 1 DP: 1 HBP: 0	WP: 0 PB: 0 SB: 2 CS: 0	PA: 38
<b>PITCHER</b>	IP WLS BF H R ER SO BB IBB HBP BLK WP HR S P ERA WHIP																					
Bobby Jones, R (1, 1) ERA: 9.68	5.0	25	9	4	4	2	2	0	0	0	0	0	0	0	1	22	39	7.20	2.200			
Pat Mahomes, R (6, 1) ERA: 4.37	2.1	10	2	1	1	1	1	0	0	0	0	0	0	0	1	22	39	3.86	1.286			
Dennis Cook, L (8, 1) ERA: 6.16	0.0	1	0	0	0	0	0	1	0	1	0	0	0	1	5	∞	∞	∞	∞			
Armando Benitez, R (8, 1) ERA: 4.68	0.2	2	0	0	0	1	0	0	0	0	0	0	0	5	8	0.00	0.000					





Batter	1	2	3	4	5	6	7	8	9	AB	R	H	RBI	BB	SO	LOB	TOP			
<b>Peter Bergeron, L</b> OBP: 0.301, SLG: 0.357 (1, 8)	2-1 P5	2-3 K			1-0 WP BB 1B		2-2 F8		0-0 FC6-4	5	0	1	0	0	1	2				
<b>Geoff Blum, S</b> OBP: 0.360, SLG: 0.452 (1, 6)	2-2 2B		3-1 G5-3		4-1 WP BB 1-2		0-0 F3			3	1	1	0	1	0	0				
<b>Rondell White, R</b> OBP: 0.375, SLG: 0.563 (1, 7)	3-2 E 2B		1-0 FC6-4 1B		3-3 K		3-2 G6-3			4	1	2	1	0	1	2				
<b>Vladimir Guerrero, R</b> OBP: 0.450, SLG: 0.714 (1, 9)	1-2 G6-3		3-3 K		1-0 F7			0-0 G5-3		4	0	0	0	0	1	4				
<b>Jose Vidro, S</b> OBP: 0.431, SLG: 0.631 <b>Mike Johnson, L</b> OBP: 0.500, SLG: 0.500 (8, 1)	0-0 E7 2H 1B		2-2 FC6-4		0-1 G4-3			1-2 G6-3		4	0	1	1	0	0	3				
<b>Lee Stevens, L</b> OBP: 0.335, SLG: 0.494 (1, 3)	2-3 K			2-2 L6				3-1 G4-3		4	0	0	0	0	1	1				
<b>Mike Mordecai, R</b> OBP: 0.433, SLG: 0.724 (1, 5)		0-1 SH1-4 1B		0-2 E6		4-0 BLK BB		2-1 E3 FC4-6		3	0	1	0	1	0	0				
<b>Charlie O'Brien, R</b> (1, 2)		0-2 F7		0-3 K		0-2 P4		0-0 FC4-6 FC6-4		3	0	0	0	0	1	3				
<b>Wilton Guerrero, S</b> OBP: 0.286, SLG: 0.319 (8, 4)						1-2 F9		1-1 F7		1	0	0	0	0	1	1				
<b>Hideki Irabu, R</b> OBP: 0.143, SLG: 0.143 <b>Andy Tracy, L</b> OBP: 0.250, SLG: 0.351 <b>Felipe Lira, R</b> <b>Brian Schneider, L</b> (6, 1)		1-0 SH1-4		0-3 K		3-1 F9				1	0	0	0	0	1	1				
<b>Inning Stats</b>	R: 2 E: 1 K: 1 S: 16	H: 3 LOB: 1 BB: 0 P: 26	R: 0 E: 0 K: 1 S: 10	H: 1 LOB: 1 BB: 0 P: 13	R: 0 E: 0 K: 1 S: 9	H: 1 LOB: 1 BB: 0 P: 18	R: 0 E: 1 K: 2 S: 13	H: 0 LOB: 1 BB: 0 P: 15	R: 0 E: 0 K: 1 S: 8	H: 1 LOB: 2 BB: 1 P: 17	R: 0 E: 0 K: 0 S: 8	H: 0 LOB: 0 BB: 0 P: 13	R: 0 E: 0 K: 0 S: 8	H: 0 LOB: 0 BB: 0 P: 12	R: 0 E: 1 K: 0 S: 6	H: 0 LOB: 1 BB: 0 P: 9	1B: 4 2B: 2 3B: 0 HR: 0	SF: 0 SAC: 1 DP: 0 HBP: 0	WP: 1 PB: 0 SB: 0 CS: 0	PA: 37
<b>PITCHER</b>	IP WLS BF H R ER SO BB IBB HBP BLK WP HR S P ERA WHIP	IP WLS BF H R ER SO BB IBB HBP BLK WP HR S P ERA WHIP	IP WLS BF H R ER SO BB IBB HBP BLK WP HR S P ERA WHIP	IP WLS BF H R ER SO BB IBB HBP BLK WP HR S P ERA WHIP	IP WLS BF H R ER SO BB IBB HBP BLK WP HR S P ERA WHIP	IP WLS BF H R ER SO BB IBB HBP BLK WP HR S P ERA WHIP	IP WLS BF H R ER SO BB IBB HBP BLK WP HR S P ERA WHIP	IP WLS BF H R ER SO BB IBB HBP BLK WP HR S P ERA WHIP	IP WLS BF H R ER SO BB IBB HBP BLK WP HR S P ERA WHIP											

**Montreal Expos @ San Diego Padres**  
Qualcomm Stadium, San Diego, CA  
Fri May 26 2000, 10:05 PM EDT  
Att: 19,517 - Sunny - 72 F

AB	34
R	2
H	6
RBI	2
BB	2
SO	6
LOB	19



Batter	1	2	3	4	5	6	7	8	9	AB	R	H	RBI	BB	SO	LOB	BOTTOM			
<b>Eric Owens, R</b> OBP: 0.369, SLG: 0.413 (8, 9)	1-3 K	1-2 1B		2-0 SF9 S 1-3 2H 1B			2-0 G6-3			4	0	2	1	0	1	0				
<b>Al Martin, L</b> OBP: 0.357, SLG: 0.470 (1, 7)	0-0 BB 1B	0-0 G4-3		3-2 SF9			2-1 F8			3	1	1	1	0	0	1				
<b>Tony Gwynn, L</b> OBP: 0.299, SLG: 0.406 <b>Ruben Rivera, R</b> OBP: 0.356, SLG: 0.513 (7, PR)	4-1 1B 1-2 BB		0-1 G4-3	1-0 G4-3			0-0 F8			3	2	2	0	1	0	1				
<b>Phil Nevin, R</b> OBP: 0.393, SLG: 0.620 (1, 5)	1-3 K		1-1 G4-3		0-2 F7		0-1 G5-3			4	0	0	0	0	1	4				
<b>Ryan Klesko, L</b> OBP: 0.373, SLG: 0.569 (1, 3)	2-1 1B 1-2 2H 1B		0-2 G4-3		3-1 F5			2-1 F8 S 1B		4	1	2	2	0	0	0				
<b>Bret Boone, R</b> OBP: 0.338, SLG: 0.461 (1, 4)	3-2 1-2 2H 1B		3-2 F8		0-1 F7			2-1 F9		4	0	1	1	0	0	1				
<b>Carlos Hernandez, R</b> OBP: 0.292, SLG: 0.306 (1, 2)	1-2 L6			1-2 1B 1B		1-1 P3		0-1 F8		4	1	1	0	0	0	3				
<b>Damian Jackson, R</b> OBP: 0.366, SLG: 0.421 (1, 6)		2-1 F9		0-1 1B 1B SF9 1B		3-2 G5-3		4-1 S 1B BB		3	1	1	0	1	0	0				
<b>Sterling Hitchcock, L</b> ERA: 4.93 <b>Matt Whiteside, R</b> ERA: 4.93 <b>29 Kory DeHaan, L</b> OBP: 0.279, SLG: 0.179 <b>Kevin Walker, L</b> ERA: 6.38 <b>Dave Magadan, R</b> OBP: 0.162, SLG: 0.250 <b>Brian Boehringer, R</b> ERA: 5.65 (9, 1)		1-2 G6-3		1-3 K		1-0 F8		2-0 1B		2	0	0	0	0	1	2				
<b>Inning Stats</b>	R: 2 E: 0 K: 2 S: 16	H: 3 LOB: 2 BB: 1 P: 28	R: 0 E: 0 K: 0 S: 10	H: 1 LOB: 1 BB: 0 P: 14	R: 1 E: 0 K: 0 S: 9	H: 1 LOB: 0 BB: 0 P: 10	R: 2 E: 0 K: 1 S: 13	H: 3 LOB: 1 BB: 0 P: 21	R: 0 E: 0 K: 0 S: 7	H: 0 LOB: 0 BB: 0 P: 10	R: 0 E: 0 K: 0 S: 6	H: 0 LOB: 1 BB: 0 P: 11	R: 0 E: 0 K: 0 S: 6	H: 1 LOB: 1 BB: 0 P: 10	R: 1 E: 0 K: 0 S: 8	H: 2 LOB: 2 BB: 1 P: 18	1B: 9 2B: 2 3B: 0 HR: 0	SF: 1 SAC: 0 DP: 0 HBP: 0	WP: 0 PB: 0 SB: 3 CS: 0	PA: 36
<b>PITCHER</b>	IP WLS BF H R ER SO BB IBB HBP BLK WP HR S P ERA WHIP	IP WLS BF H R ER SO BB IBB HBP BLK WP HR S P ERA WHIP	IP WLS BF H R ER SO BB IBB HBP BLK WP HR S P ERA WHIP	IP WLS BF H R ER SO BB IBB HBP BLK WP HR S P ERA WHIP	IP WLS BF H R ER SO BB IBB HBP BLK WP HR S P ERA WHIP	IP WLS BF H R ER SO BB IBB HBP BLK WP HR S P ERA WHIP	IP WLS BF H R ER SO BB IBB HBP BLK WP HR S P ERA WHIP	IP WLS BF H R ER SO BB IBB HBP BLK WP HR S P ERA WHIP	IP WLS BF H R ER SO BB IBB HBP BLK WP HR S P ERA WHIP											

**Montreal Expos @ San Diego Padres**  
Qualcomm Stadium, San Diego, CA  
Fri May 26 2000, 10:05 PM EDT  
Att: 19,517 - Sunny - 72 F

AB	33
R	6
H	11
RBI	6
BB	2
SO	3
LOB	12





Batter	1	2	3	4	5	6	7	8	9	AB	R	H	RBI	BB	SO	LOB	TOP					
<b>Peter Bergeron, L</b> (1, 8) OBP: 0.309, SLG: 0.356	4-2 1B BB	1-0 F7						2-2 CS BB	2-2 2H 1B								3 1 1 1 2 0 2					
<b>Jose Vidro, S</b> (1, 4) OBP: 0.426, SLG: 0.620	2-0 F8		3-3 K					1-2 BB WP 1B	1-2 F7								5 0 1 0 0 1 3					
<b>Rondell White, R</b> (1, 7) OBP: 0.381, SLG: 0.558	1-1 1B 1-3 1B		4-2 1B HBP					4-0 WP BB		2-2 L5							3 0 1 0 1 1 1					
<b>Vladimir Guerrero, R</b> (1, 9) OBP: 0.448, SLG: 0.703	0-2 PB 1-3 3H 1B		0-1 F3					1-3 K G6-4-3	1-2 BB IBB	0-2 G6-3							4 0 1 1 1 1 3					
<b>Lee Stevens, L</b> (1, 3) OBP: 0.340, SLG: 0.488	0-2 G6-3		0-1 1B					0-1 G6-4-3	1-2 BB	0-3 K							4 0 1 0 1 1 4					
<b>Andy Tracy, L</b> (1, 5) OBP: 0.233, SLG: 0.325																	3 0 0 0 0 1 2					
<b>Wilton Guerrero, S</b> (7, PH) OBP: 0.283, SLG: 0.313																	1 0 0 0 0 0 3					
<b>Mike Mordecai, R</b> (7, 5) OBP: 0.433, SLG: 0.724																	0 0 0 0 0 0 0					
<b>Geoff Blum, S</b> (1, 6) OBP: 0.333, SLG: 0.413																	4 0 0 0 0 1 1					
<b>Brian Schneider, L</b> (1, 2) OBP: 0.600, SLG: 0.750																	3 1 2 0 1 1 0					
<b>Charlie O'Brien, R</b> (8, 2)																	0 0 0 0 0 0 0					
<b>Javier Vazquez, R</b> (1, 1) OBP: 0.174, SLG: 0.143																	2 0 0 0 0 1 1					
<b>Steve Kline, S</b> (8, 1)																	0 0 0 0 0 0 0					
<b>Dustin Hermanson, R</b> (8, 1) OBP: 0.189, SLG: 0.133																	0 0 0 0 0 0 0					
<b>Inning Stats</b>	R: 1 E: 0 K: 0 S: 11	H: 2 LOB: 1 BB: 1 P: 18	R: 0 E: 1 K: 1 S: 10	H: 0 LOB: 2 BB: 1 P: 15	R: 0 E: 0 K: 2 S: 15	H: 1 LOB: 2 BB: 0 P: 22	R: 0 E: 0 K: 1 S: 9	H: 0 LOB: 0 BB: 0 P: 16	R: 0 E: 1 K: 1 S: 9	H: 0 LOB: 2 BB: 1 P: 17	R: 0 E: 0 K: 1 S: 10	H: 1 LOB: 3 BB: 0 P: 14	R: 0 E: 0 K: 1 S: 14	H: 1 LOB: 3 BB: 3 P: 29	R: 1 E: 0 K: 0 S: 12	H: 2 LOB: 1 BB: 0 P: 19	R: 0 E: 0 K: 1 S: 9	H: 0 LOB: 0 BB: 0 P: 11	1B: 6 2B: 1 3B: 0 HR: 0	SF: 0 SAC: 2 DP: 1 HBP: 1	WP: 3 PB: 1 SB: 0 CS: 1	PA: 41
<b>PITCHER</b>	IP WLS BF H R ER SO BB IBB HBP BLK WP HR S P ERA WHIP																					
<b>Matt Clement, R</b> (1, 1) ERA: 4.24	6.2 31 5 1 1 7 4 1 1 0 2 0 72 120 1.35 1.350																					
<b>Matt Whisenant, L</b> (7, 1) ERA: 3.54	0.0 1 0 0 0 0 1 0 0 0 0 0 3 7 ∞ ∞																					
<b>Donne Wall, R</b> (7, 1) ERA: 4.62	1.1 W 6 2 1 1 0 0 0 0 0 0 0 15 23 6.75 1.500																					
<b>Trevor Hoffman, R</b> (9, 1) ERA: 2.84	1.0 S 3 0 0 0 1 0 0 0 0 0 0 9 11 0.00 0.000																					

**Montreal Expos @ San Diego Padres**  
Qualcomm Stadium, San Diego, CA  
Sat May 27 2000, 10:05 PM EDT  
Att: 40,110 - Sunny - 73 F

AB	32
R	2
H	7
RBI	2
BB	6
SO	8
LOB	20



Batter	1	2	3	4	5	6	7	8	9	AB	R	H	RBI	BB	SO	LOB	BOTTOM					
<b>Eric Owens, R</b> (1, 8) OBP: 0.372, SLG: 0.431	0-2 F9			0-2 HR	0-1 G4-3			0-2 BB HR 1B		4	2	2	1	0	0	3						
<b>Al Martin, L</b> (1, 7) OBP: 0.382, SLG: 0.474	2-2 F9			3-2 CS 1B				4-1 HR BB		3	0	2	0	0	0	0						
<b>Ruben Rivera, R</b> (8, PH) OBP: 0.364, SLG: 0.513	2-2 F9			3-2 CS 1B				1-2 HR BB		0	1	0	0	1	0	0						
<b>Tony Gwynn, L</b> (1, 9) OBP: 0.296, SLG: 0.397	2-1 F9			2-2 FC5-4 1B				2-3 K		4	0	1	0	0	1	3						
<b>Trevor Hoffman, R</b> (9, 1) ERA: 2.84	2-1 F9			1-2 FC5-4 1B				0-0 F7		0	0	0	0	0	0	0						
<b>Phil Nevin, R</b> (1, 5) OBP: 0.390, SLG: 0.629				0-0 FC5-4				0-1 HR		4	1	1	3	0	1	2						
<b>Ryan Klesko, L</b> (1, 3) OBP: 0.365, SLG: 0.557	1-0 F8			0-2 G4-3				2-3 K		3	0	0	0	0	0	2						
<b>Bret Boone, R</b> (1, 4) OBP: 0.338, SLG: 0.459	0-2 G6-3			0-2 G4-3				2-3 K		3	0	1	0	0	1	0						
<b>Carlos Hernandez, R</b> (1, 2) OBP: 0.303, SLG: 0.327				1-2 G3 CS 2B				0-1 F9		3	0	2	0	0	0	0						
<b>Damian Jackson, R</b> (1, 6) OBP: 0.364, SLG: 0.418				2-2 G3				1-2 G1-3		1	0	0	0	0	0	1						
<b>Chris Gomez, R</b> (4, 6) OBP: 0.351, SLG: 0.258				2-3 K				1-2 G1-3		2	0	1	0	0	0	0						
<b>Matt Clement, R</b> (1, 1) ERA: 4.24				3-3 K				0-2 F7		2	0	0	0	0	2	4						
<b>Matt Whisenant, L</b> (7, 1) ERA: 3.54				3-3 K						0	0	0	0	0	0	0						
<b>Donne Wall, R</b> (7, 1) ERA: 4.62				3-3 K						0	0	0	0	0	0	0						
<b>Dave Magadan, L</b> (7, 3) OBP: 0.180, SLG: 0.174				3-3 K						1	0	0	0	0	0	0						
<b>29 Kory DeHaan, L</b> (8, PH) OBP: 0.161, SLG: 0.172				3-3 K						1	0	0	0	0	0	0						
<b>Inning Stats</b>	R: 0 E: 0 K: 0 S: 9	H: 0 LOB: 0 BB: 0 P: 13	R: 0 E: 0 K: 0 S: 6	H: 0 LOB: 0 BB: 0 P: 8	R: 0 E: 0 K: 1 S: 10	H: 1 LOB: 0 BB: 0 P: 16	R: 1 E: 0 K: 0 S: 13	H: 3 LOB: 1 BB: 0 P: 18	R: 0 E: 0 K: 1 S: 15	H: 3 LOB: 2 BB: 0 P: 19	R: 0 E: 0 K: 1 S: 8	H: 1 LOB: 1 BB: 0 P: 11	R: 0 E: 0 K: 1 S: 9	H: 0 LOB: 0 BB: 0 P: 12	R: 3 E: 0 K: 2 S: 16	H: 2 LOB: 0 BB: 1 P: 24	R: 0 E: 0 K: 2 S: 9	H: 0 LOB: 0 BB: 0 P: 11	1B: 7 2B: 1 3B: 0 HR: 2	SF: 0 SAC: 0 DP: 1 HBP: 0	WP: 0 PB: 0 SB: 0 CS: 2	PA: 32
<b>PITCHER</b>	IP WLS BF H R ER SO BB IBB HBP BLK WP HR S P ERA WHIP																					
<b>Javier Vazquez, R</b> (1, 1) ERA: 2.78	7.1 28 2 2 2 4 0 0 0 0 0 1 76 103 2.46 1.227																					
<b>Steve Kline, L</b> (8, 1) ERA: 1.33	0.1 L 2 0 0 0 1 1 0 0 0 0 0 5 11 0.00 3.000																					
<b>Dustin Hermanson, R</b> (8, 1) ERA: 5.33	0.1 B 2 1 2 2 1 0 0 0 0 0 1 5 7 54.00 3.000																					

**Montreal Expos @ San Diego Padres**  
Qualcomm Stadium, San Diego, CA  
Sat May 27 2000, 10:05 PM EDT  
Att: 40,110 - Sunny - 73 F

AB	31
R	4
H	10
RBI	4
BB	1
SO	6
LOB	15





Batter	1	2	3	4	5	6	7	8	9	AB	R	H	RBI	BB	SO	LOB	TOP										
<b>Peter Bergeron, L</b> (1, 8) OBP: 0.306, SLG: 0.348	G4-3 G5-3 BB	G5-3		K		FC5			K	4	1	0	0	1	2	3											
<b>Jose Vidro, S</b> (1, 4) OBP: 0.415, SLG: 0.603	G4-3		K		G4-3	G4-3			K	5	0	0	0	0	2	3											
<b>Rondell White, R</b> (1, 7) OBP: 0.387, SLG: 0.560	G5-3		BB 1B		1B			G6-4-3 1B	F8	5	0	3	1	0	0	0											
<b>Vladimir Guerrero, R</b> (1, 9) OBP: 0.455, SLG: 0.703	BLK HR 1B		BB		S			P3		3	1	2	0	1	0	1											
<b>Lee Stevens, L</b> (1, 3) OBP: 0.339, SLG: 0.500	HR		BB		K			G6-4-3		4	1	1	2	0	2	5											
<b>Andy Tracy, L</b> (1, 5) OBP: 0.255, SLG: 0.310					K					2	0	0	0	2	2	4											
<b>Terry Jones, S</b> (8, PR) OBP: 0.253, SLG: 0.233					K					0	0	0	0	0	0	0											
<b>Trace Coquillette, R</b> (8, 5) OBP: 0.346, SLG: 0.458	BB				K				FC1-6 BB	0	0	0	0	0	0	0											
<b>Mike Mordecai, R</b> (1, 6) OBP: 0.412, SLG: 0.697	K				G4-3 2B				FC1-6	4	0	1	0	0	2	2											
<b>Brian Schneider, L</b> (1, 2) OBP: 0.444, SLG: 0.500			K		G4-3			FC5 SH 1B	F8	4	0	1	0	0	1	2											
<b>Carl Pavano, R</b> (1, 1) OBP: 0.160, SLG: 0.160			K		B1-3			SH	G4-3	2	0	0	0	0	1	1											
<b>Wilton Guerrero, S</b> (8, PH) OBP: 0.279, SLG: 0.306								FC5		1	0	0	0	0	0	1											
<b>Guillermo Mota, R</b> (8, 1)										0	0	0	0	0	0	0											
<b>Inning Stats</b>	R: 3 E: 0 K: 1 S: 15	H: 2 LOB: 1 BB: 2 P: 28	R: 0 E: 0 K: 2 S: 11	H: 0 LOB: 0 BB: 0 P: 14	R: 0 E: 0 K: 3 S: 10	H: 1 LOB: 2 BB: 1 P: 19	R: 0 E: 0 K: 1 S: 9	H: 1 LOB: 1 BB: 0 P: 15	R: 0 E: 0 K: 2 S: 18	H: 2 LOB: 2 BB: 0 P: 25	R: 0 E: 2 K: 1 S: 15	H: 1 LOB: 2 BB: 0 P: 21	R: 0 E: 0 K: 0 S: 4	H: 1 LOB: 0 BB: 0 P: 7	R: 0 E: 0 K: 0 S: 6	H: 0 LOB: 1 BB: 1 P: 13	R: 0 E: 0 K: 2 S: 8	H: 0 LOB: 0 BB: 0 P: 11	1B: 6 2B: 1 3B: 0 HR: 1	SF: 0 SAC: 1 DP: 1 HBP: 0	WP: 0 PB: 0 SB: 2 CS: 0	PA: 39					
<b>PITCHER</b>	IP	WLS	BF	H	R	ER	SO	BB	IBB	HBP	BLK	WP	HR	S	P	ERA	WHIP										
<b>32 Stan Spencer, R</b> (1, 1) ERA: 3.2	5.0		24	6	3	3	9	3	0	0	1	0	1	63	101	5.40	1.800										
<b>Kevin Walker, L</b> (6, 1) ERA: 6.05	1.0	W	5	1	0	0	1	0	0	0	0	0	0	15	21	0.00	1.000										
<b>Carlos Almanzar, R</b> (7, 1) ERA: 4.85	1.0	H	3	1	0	0	0	0	0	0	0	0	0	4	7	0.00	1.000										
<b>Donne Wall, R</b> (8, 1) ERA: 4.44	1.0	H	4	0	0	0	0	1	0	0	0	0	0	6	13	0.00	1.000										
<b>Trevor Hoffman, R</b> (9, 1) ERA: 2.7	1.0	S	3	0	0	0	2	0	0	0	0	0	0	8	11	0.00	0.000										

**Montreal Expos @ San Diego Padres**  
Qualcomm Stadium, San Diego, CA  
Sun May 28 2000, 4:05 PM EDT  
Att: 26,411 - Sunny - 79 F

AB 34  
R 3  
H 8  
RBI 3  
BB 4  
SO 12  
LOB 22



Batter	1	2	3	4	5	6	7	8	9	AB	R	H	RBI	BB	SO	LOB	BOTTOM										
<b>Eric Owens, R</b> (1, 9) OBP: 0.374, SLG: 0.432	S 2B 1B		G4-3			S 1B 1B		G5-3		4	2	2	0	0	0	0											
<b>Al Martin, L</b> (1, 7) OBP: 0.370, SLG: 0.497	1B		G4-3			1B				4	0	3	3	0	0	0											
<b>Ryan Klesko, L</b> (1, 3) OBP: 0.363, SLG: 0.545	F6		F9			FC6-4 BB		F8		3	0	0	0	1	0	2											
<b>Phil Nevin, R</b> (1, 5) OBP: 0.382, SLG: 0.615	K				G6-3			F9		4	0	0	0	0	2	2											
<b>Bret Boone, R</b> (1, 4) OBP: 0.332, SLG: 0.449	F9				G5-3			FC6-4 E S E		4	1	0	0	0	0	2											
<b>Ruben Rivera, R</b> (1, 8) OBP: 0.370, SLG: 0.500			E G1-3 BB		F9			F8		2	0	0	0	1	0	0											
<b>Wiki Gonzalez, R</b> (1, 2) OBP: 0.329, SLG: 0.403			G1-3			1B 1B 2B		E5		3	1	1	0	0	0	2											
<b>Chris Gomez, R</b> (1, 6) OBP: 0.325, SLG: 0.235			K			F9		P3		3	0	0	0	1	4												
<b>32 Stan Spencer, R</b> (1, 1) ERA: 3.29	7.0	L	30	6	4	3	2	2	0	1	0	0	0	0	0	0											
<b>Dave Mendenhall, L</b> (5, PR) OBP: 0.245, SLG: 0.280										1	0	0	0	0	0	0											
<b>Kevin Walker, L</b> (6, 1) ERA: 6.05										0	0	0	0	0	0	0											
<b>Carlos Almanzar, R</b> (7, 1) ERA: 4.85										0	0	0	0	0	0	0											
<b>29 Kory Dotson, L</b> (7, PH) OBP: 0.199, SLG: 0.167										1	0	0	0	0	0	0											
<b>Donne Wall, R</b> (8, 1) ERA: 4.44										0	0	0	0	0	0	0											
<b>Trevor Hoffman, R</b> (9, 1) ERA: 2.7										0	0	0	0	0	0	0											
<b>Inning Stats</b>	R: 1 E: 0 K: 1 S: 14	H: 2 LOB: 1 BB: 0 P: 16	R: 0 E: 1 K: 1 S: 13	H: 0 LOB: 1 BB: 1 P: 22	R: 0 E: 0 K: 0 S: 6	H: 0 LOB: 0 BB: 0 P: 10	R: 0 E: 0 K: 0 S: 6	H: 0 LOB: 0 BB: 0 P: 10	R: 2 E: 1 K: 0 S: 8	H: 3 LOB: 1 BB: 1 P: 17	R: 0 E: 0 K: 0 S: 7	H: 1 LOB: 1 BB: 0 P: 11	R: 0 E: 0 K: 1 S: 11	H: 0 LOB: 0 BB: 0 P: 17	R: 0 E: 0 K: 0 S: 6	H: 0 LOB: 0 BB: 0 P: 11	1B: 3 2B: 2 3B: 1 HR: 0	SF: 0 SAC: 0 DP: 0 HBP: 1	WP: 0 PB: 0 SB: 3 CS: 0	PA: 33							
<b>PITCHER</b>	IP	WLS	BF	H	R	ER	SO	BB	IBB	HBP	BLK	WP	HR	S	P	ERA	WHIP										
<b>Carl Pavano, R</b> (1, 1) ERA: 3.29	7.0		30	6	4	3	2	2	0	1	0	0	0	61	95	3.86	1.143										
<b>Guillermo Mota, R</b> (8, 1) ERA: 2.45	1.0		3	0	0	0	1	0	0	0	0	0	0	11	17	0.00	0.000										

**Montreal Expos @ San Diego Padres**  
Qualcomm Stadium, San Diego, CA  
Sun May 28 2000, 4:05 PM EDT  
Att: 26,411 - Sunny - 79 F

AB 30  
R 4  
H 6  
RBI 3  
BB 2  
SO 3  
LOB 14









Batter	1	2	3	4	5	6	7	8	9	AB	R	H	RBI	BB	SO	LOB	TOP								
<b>Ronnie Belliard, R</b> OBP: 0.388, SLG: 0.424 (1, 4)	4-2 FC6 BB		0-1 HR 1B		2-0 G5-4-3 1-2		2-2 F2		0-3 K	4	1	1	0	1	1	5									
<b>Mark Loretta, R</b> OBP: 0.366, SLG: 0.433 (1, 6)	2-1 F9		1-0 HR			2-2 F8		1-3 K		4	1	1	2	0	1	1									
<b>Jeromy Burnitz, L</b> OBP: 0.361, SLG: 0.489 (1, 9)	2-0 F7		2-3 K			1-2 3B 2B		0-0 P5		4	1	1	0	0	1	1									
<b>Geoff Jenkins, L</b> OBP: 0.333, SLG: 0.664 (1, 7)	1-2 FC6 1-2			3-2 F8		1-0 FC1-2 2H 3B		1-3 K		4	0	1	1	0	1	1									
<b>Charlie Hayes, R</b> OBP: 0.391, SLG: 0.459 (1, 3)		2-2 G3		1-1 F9		0-2 FC1-2		2-2 1B 1B 1B		4	0	1	0	0	0	1									
<b>José Hernández, R</b> OBP: 0.295, SLG: 0.380 (1, 5)		2-3 K		3-0 2B		3-2 P4		2-2 1B 1-2 1B		4	0	2	0	0	1	1									
<b>Marquis Grissom, R</b> OBP: 0.286, SLG: 0.324 (1, 8)		0-1 G6-3		1-1 F9			1-0 F4		1-1 1-2 2-3 1B	4	0	1	0	0	0	1									
<b>Henry Blanco, R</b> OBP: 0.349, SLG: 0.394 (1, 2)			0-1 L7		2-3 K		2-1 F9		0-0 P6	4	0	0	0	0	1	3									
<b>Jeff D'Amico, R</b> (1, 1)			2-3 K		4-2 G5-4-3 BB		2-0 2B		0-3 K	1	0	0	0	1	1	0									
<b>Valerio De Los Santos, L</b> (6, 1)										0	0	0	0	0	0	0									
<b>Sean Berry, R</b> OBP: 0.270, SLG: 0.303 (7, PH)										1	0	1	0	0	0	0									
<b>Juan Acevedo, R</b> (7, 1)										0	0	0	0	0	0	0									
<b>Mark Sweeney, L</b> OBP: 0.375, SLG: 0.429 (9, PH)										1	0	0	0	0	1	3									
<b>Inning Stats</b>	R: 0 E: 0 K: 0 S: 9	H: 0 LOB: 1 BB: 1 P: 18	R: 0 E: 0 K: 1 S: 8	H: 0 LOB: 0 BB: 0 P: 12	R: 2 E: 0 K: 2 S: 11	H: 2 LOB: 0 BB: 0 P: 16	R: 0 E: 0 K: 0 S: 9	H: 1 LOB: 1 BB: 0 P: 17	R: 0 E: 0 K: 1 S: 6	H: 0 LOB: 0 BB: 1 P: 14	R: 1 E: 0 K: 0 S: 13	H: 2 LOB: 1 BB: 0 P: 20	R: 0 E: 0 K: 0 S: 7	H: 1 LOB: 1 BB: 0 P: 14	R: 0 E: 0 K: 2 S: 7	H: 0 LOB: 0 BB: 0 P: 9	R: 0 E: 0 K: 2 S: 18	H: 3 LOB: 3 BB: 0 P: 23	1B: 4 2B: 3 3B: 1 HR: 1	SF: 0 SAC: 0 DP: 1 HBP: 0	WP: 0 PA: 37 PB: 0 CS: 0				
<b>PITCHER</b>	IP	WLS	BF	H	R	ER	SO	BB	IBB	HBP	BLK	WP	HR	S	P	ERA	WHIP								
<b>Adam Eaton, R</b> ERA: 5.06 (1, 1)	5.1	W	22	5	3	3	4	2	0	0	0	0	1	50	88	5.06	1.312								
<b>Carlos Almanzar, R</b> ERA: 4.73 (6, 1)	0.2	H	2	0	0	0	0	0	0	0	0	0	0	6	9	0.00	0.000								
<b>Donne Wall, R</b> ERA: 4.28 (7, 1)	1.0	H	4	1	0	0	0	0	0	0	0	0	0	7	14	0.00	1.000								
<b>Kevin Walker, L</b> ERA: 5.75 (8, 1)	1.0	H	3	0	0	0	2	0	0	0	0	0	0	7	9	0.00	0.000								
<b>Trevor Hoffman, R</b> ERA: 2.97 (9, 1)	1.0	S	6	3	0	0	2	0	0	0	0	0	0	18	23	0.00	3.000								

Milwaukee Brewers @ San Diego Padres  
Qualcomm Stadium, San Diego, CA  
Tue May 30 2000, 10:05 PM EDT  
Att: 15,379 - Sunny - 68 F

AB	35
R	3
H	9
RBI	3
BB	2
SO	8
LOB	17



Batter	1	2	3	4	5	6	7	8	9	AB	R	H	RBI	BB	SO	LOB	BOTTOM								
<b>Eric Owens, R</b> OBP: 0.385, SLG: 0.436 (1, 9)	4-1 F9 1B BB		1-0 F8		1-0 2B 1B	4-0 IBB		2-1 CS 1B		3	1	2	1	2	0	0									
<b>Al Martin, L</b> OBP: 0.307, SLG: 0.506 (1, 7)	2-2 F7		0-0 G3		1-0 2B 1B	3-2 P4		3-2 L9		3	0	1	1	0	0	1									
<b>Ed Sprague, R</b> OBP: 0.356, SLG: 0.718 (6, PH)										1	0	0	0	0	0	3									
<b>Donne Wall, R</b> (7, 1)										0	0	0	0	0	0	0									
<b>Kevin Walker, L</b> OBP: 0.295, SLG: 0.260 (8, PH)										0	0	0	0	0	0	0									
<b>Dave Mendenhall, R</b> OBP: 0.344, SLG: 0.286 (9, 1)										0	0	0	0	0	0	0									
<b>Ryan Klesko, L</b> OBP: 0.369, SLG: 0.547 (1, 3)	0-0 1-2 1B			0-0 P4	1-0 2B		1-2 G6-3			4	0	2	1	0	0	0									
<b>Phil Nevin, R</b> OBP: 0.377, SLG: 0.597 (1, 5)	2-0 F9			1-3 K	4-0 G4-6-3 IBB		2-3 K			3	0	0	0	1	2	2									
<b>Bret Boone, R</b> OBP: 0.329, SLG: 0.438 (1, 4)	2-3 K			4-0 CS BB	1-1 G4-6-3		2-3 K			3	0	0	0	1	2	5									
<b>Ruben Rivera, R</b> OBP: 0.340, SLG: 0.455 (1, 8)		3-2 F8		2-1 CS	0-1 G6-3	3-3 K		3-3 K		4	0	0	0	0	2	0									
<b>Carlos Hernandez, R</b> OBP: 0.322, SLG: 0.340 (1, 2)		1-1 G4-3			0-0 2B 1B	2-1 FC6-4 1B		4-2 2B 29 2B BB		3	2	2	0	1	0	0									
<b>Damian Jackson, R</b> OBP: 0.366, SLG: 0.423 (1, 6)		2-3 K			4-1 2B 1B BB	2-1 FC6-4 29 2B		0-0 29 2B 2B		3	2	1	0	1	1	1									
<b>Adam Eaton, R</b> OBP: 0.500, SLG: 1.000 (1, 1)					0-2 1B 2B	2-2 2B		0-0 1B 2B		2	1	1	1	0	1	0									
<b>Carlos Almanzar, R</b> (6, 1)										0	0	0	0	0	0	0									
<b>29 Kory DeHaan, L</b> OBP: 0.206, SLG: 0.281 (7, 9)					1-3 1B 2B	1-3 1B 2B		2-H 3-H 2B		2	0	2	2	0	0	0									
<b>Inning Stats</b>	R: 0 E: 0 K: 1 S: 10	H: 1 LOB: 2 BB: 1 P: 20	R: 0 E: 0 K: 1 S: 12	H: 0 LOB: 0 BB: 0 P: 18	R: 0 E: 0 K: 1 S: 5	H: 0 LOB: 0 BB: 0 P: 6	R: 0 E: 0 K: 1 S: 5	H: 0 LOB: 0 BB: 1 P: 12	R: 0 E: 0 K: 0 S: 12	H: 2 LOB: 2 BB: 2 P: 24	R: 0 E: 0 K: 1 S: 13	H: 2 LOB: 3 BB: 1 P: 29	R: 0 E: 0 K: 2 S: 12	H: 0 LOB: 0 BB: 0 P: 17	R: 2 E: 0 K: 1 S: 13	H: 3 LOB: 1 BB: 1 P: 25	1B: 6 2B: 5 3B: 0 HR: 0	SF: 0 SAC: 0 DP: 1 HBP: 0	WP: 0 PA: 39 PB: 0 CS: 2						
<b>PITCHER</b>	IP	WLS	BF	H	R	ER	SO	BB	IBB	HBP	BLK	WP	HR	S	P	ERA	WHIP								
<b>Jeff D'Amico, R</b> ERA: 1.93 (1, 1)	5.2	L	28	8	4	4	5	3	2	0	0	0	0	54	103	6.35	1.941								
<b>Valerio De Los Santos, L</b> ERA: 6.61 (6, 1)	0.1		1	0	0	0	0	0	0	0	0	0	0	3	6	0.00	0.000								
<b>Juan Acevedo, R</b> ERA: 4.84 (7, 1)	2.0		9	3	2	2	3	1	0	0	0	0	0	25	42	9.00	2.000								

Milwaukee Brewers @ San Diego Padres  
Qualcomm Stadium, San Diego, CA  
Tue May 30 2000, 10:05 PM EDT  
Att: 15,379 - Sunny - 68 F

AB	32
R	6
H	11
RBI	6
BB	6
SO	8
LOB	14





Batter	1	2	3	4	5	6	7	8	9	AB	R	H	RBI	BB	SO	LOB	TOP				
Ronnie Belliard, R OBP: 0.388, SLG: 0.421	1-0 F7		0-1 F8			4-2 BB 1B	2-1 1B S 1B		1-2 G5-3	4	1	1	0	1	0	0					
Mark Loretta, R OBP: 0.362, SLG: 0.427	2-2 G6-3			2-1 P4-3 1B		1-3 K	0-2 F9		0-0 G6-3	5	0	1	0	0	1	2					
Jeromy Burnitz, L OBP: 0.357, SLG: 0.479	1-2 G5-3			3-2 P4-3 1-2f		4-0 1B FC6-4 BB	3-3 K		2-2 G4-3	4	1	0	0	1	1	2					
Geoff Jenkins, L OBP: 0.355, SLG: 0.675		0-0 FC6-4 1B		2-1 1B		1-2 FC6-4 BB 2B 1B	1-1 1B			4	1	4	1	0	0	0					
Charlie Hayes, R OBP: 0.394, SLG: 0.451		0-1 F9		0-3 K		4-1 FC6-4 1B	4-0 FC4 IBB			2	0	0	0	2	1	2					
José Hernández, R OBP: 0.294, SLG: 0.377		1-1 FC6-4 1-2f			2-2 G5-4-3 1B	0-2 FC6-4 2B	1-1 FC4			4	1	1	1	0	0	6					
Marquis Grissom, R OBP: 0.286, SLG: 0.327		2-3 K			1-0 G5-4-3 1-2f	1-3 2B 1-H 3-H	2-1 F8			4	0	1	2	0	1	2					
Henry Blanco, R OBP: 0.349, SLG: 0.402			2-1 F9		1-0 2B	2-1 F7	0-0 F7			3	0	1	0	0	0	1					
Curt Leskanic, R OBP: 0.353, SLG: 0.400										0	0	0	0	0	0	0					
Mark Sweeney, L OBP: 0.353, SLG: 0.400										0	0	0	0	0	0	0					
Bob Wickman, R OBP: 0.353, SLG: 0.400										0	0	0	0	0	0	0					
John Snyder, R OBP: 0.353, SLG: 0.400										2	0	0	0	0	1	1					
Steve Woodard, L OBP: 0.158, SLG: 0.059										0	0	0	0	0	0	0					
Valerio De Los Santos, L OBP: 0.158, SLG: 0.059										0	0	0	0	0	0	0					
David Weathers, R OBP: 0.158, SLG: 0.059										0	0	0	0	0	0	0					
Raul Casanova, S OBP: 0.222, SLG: 0.242										2	1	1	1	0	1	0					
<b>Inning Stats</b>	R: 0 E: 0 K: 0 S: 7	H: 0 LOB: 0 BB: 0 P: 11	R: 0 E: 0 K: 1 S: 8	H: 1 LOB: 1 BB: 0 P: 11	R: 0 E: 0 K: 1 S: 7	H: 0 LOB: 0 BB: 0 P: 10	R: 0 E: 0 K: 1 S: 11	H: 2 LOB: 1 BB: 0 P: 18	R: 0 E: 0 K: 0 S: 7	H: 2 LOB: 1 BB: 0 P: 11	R: 4 E: 0 K: 1 S: 18	H: 2 LOB: 1 BB: 3 P: 36	R: 1 E: 0 K: 1 S: 15	H: 3 LOB: 3 BB: 1 P: 29	R: 0 E: 0 K: 1 S: 5	H: 0 LOB: 0 BB: 0 P: 8	R: 0 E: 0 K: 0 S: 7	H: 0 LOB: 0 BB: 0 P: 10	1B: 7 2B: 3 3B: 0 HR: 1	SF: 0 SAC: 0 DP: 2 HBP: 0	WP: 0 PA: 39 CS: 1
<b>PITCHER</b>	IP WLS BF H R ER SO BB IBB HBP BLK WP HR S P ERA WHIP	IP WLS BF H R ER SO BB IBB HBP BLK WP HR S P ERA WHIP	IP WLS BF H R ER SO BB IBB HBP BLK WP HR S P ERA WHIP	IP WLS BF H R ER SO BB IBB HBP BLK WP HR S P ERA WHIP	IP WLS BF H R ER SO BB IBB HBP BLK WP HR S P ERA WHIP	IP WLS BF H R ER SO BB IBB HBP BLK WP HR S P ERA WHIP	IP WLS BF H R ER SO BB IBB HBP BLK WP HR S P ERA WHIP	IP WLS BF H R ER SO BB IBB HBP BLK WP HR S P ERA WHIP	IP WLS BF H R ER SO BB IBB HBP BLK WP HR S P ERA WHIP	IP WLS BF H R ER SO BB IBB HBP BLK WP HR S P ERA WHIP	IP WLS BF H R ER SO BB IBB HBP BLK WP HR S P ERA WHIP	IP WLS BF H R ER SO BB IBB HBP BLK WP HR S P ERA WHIP	IP WLS BF H R ER SO BB IBB HBP BLK WP HR S P ERA WHIP	IP WLS BF H R ER SO BB IBB HBP BLK WP HR S P ERA WHIP	IP WLS BF H R ER SO BB IBB HBP BLK WP HR S P ERA WHIP	IP WLS BF H R ER SO BB IBB HBP BLK WP HR S P ERA WHIP	IP WLS BF H R ER SO BB IBB HBP BLK WP HR S P ERA WHIP	IP WLS BF H R ER SO BB IBB HBP BLK WP HR S P ERA WHIP	IP WLS BF H R ER SO BB IBB HBP BLK WP HR S P ERA WHIP	IP WLS BF H R ER SO BB IBB HBP BLK WP HR S P ERA WHIP	IP WLS BF H R ER SO BB IBB HBP BLK WP HR S P ERA WHIP

Milwaukee Brewers @ San Diego Padres  
Qualcomm Stadium, San Diego, CA  
Wed May 31 2000, 10:05 PM EDT  
Att: 14,784 - Sunny - 70 F

AB 35  
R 5  
H 10  
RBI 5  
BB 4  
SO 6  
LOB 16



Batter	1	2	3	4	5	6	7	8	9	AB	R	H	RBI	BB	SO	LOB	BOTTOM				
Eric Owens, R OBP: 0.376, SLG: 0.425	2-1 G6-3	1-0 E1			0-1 P4	2-2 G6-3	1-2 G3			5	0	0	0	0	0	3					
Al Martin, L OBP: 0.378, SLG: 0.519	0-1 3B	0-1 SF7			4-2 1B BB	4-2 1B BB	4-1 3B IBB			1	2	1	1	3	0	0					
Tony Gwynn, L OBP: 0.318, SLG: 0.418	4-0 BB	0-2 G3			0-0 2B 1B	2-0 FC5 1B	3-2 1B 3B			2	1	1	0	1	0	2					
Ruben Rivera, R OBP: 0.353, SLG: 0.489					1-3 2B 1B	1-3 FC5 1B	1-H 3-H 3B			2	0	2	2	0	0	0					
Phil Nevin, R OBP: 0.373, SLG: 0.586	0-3 K		2-2 G3		3-2 2B BB 1B	1-0 F8	0-0 G4-3			5	1	1	1	0	1	5					
Ryan Klesko, L OBP: 0.382, SLG: 0.553	4-1 BB		1-0 G4-3		2-0 BB SF9 2B	4-2 FC5 BB	4-0 IBB			2	1	1	1	3	0	0					
Donne Wall, R ERA: 3.99	1-2 BB				1-3 2-H 2B	1-2 BB				0	0	0	0	0	0	0					
Bret Boone, R OBP: 0.326, SLG: 0.429	0-1 F3		2-1 G5-3		4-0 SF9 IBB	0-0 FC5	1-2 F9			4	0	0	0	1	0	8					
Carlos Hernandez, R OBP: 0.342, SLG: 0.352		4-2 E SF7 BB		4-1 CS BB	4-0 1-2 2-3 3-H BB		3-2 2B 2B		0-0 P6	2	2	1	1	3	0	0					
Damian Jackson, R OBP: 0.367, SLG: 0.427		4-2 E BB		1-2 F8	0-0 SF9		3-2 2B 2B		2-1 P4	3	1	1	2	1	0	1					
Rodrigo Lopez, R ERA: 5.22		0-3 K		2-2 G4-3	1-3 K		2-2 G3 3B 2B		2-2 F9	3	0	0	0	0	2	5					
Matt Whiteside, R ERA: 5.22										0	0	0	0	0	0	0					
Brian Boehringer, S ERA: 6.61										0	0	0	0	0	0	0					
Kevin Walker, L ERA: 5.66										0	0	0	0	0	0	0					
Carlos Almanzar, R ERA: 4.97										0	0	0	0	0	0	0					
Dave Magadan, L ERA: 5.33										2	1	1	1	0	0	0					
<b>Inning Stats</b>	R: 0 E: 0 K: 1 S: 11	H: 1 LOB: 3 BB: 2 P: 21	R: 1 E: 1 K: 1 S: 16	H: 0 LOB: 2 BB: 2 P: 25	R: 0 E: 0 K: 0 S: 6	H: 0 LOB: 0 BB: 0 P: 11	R: 0 E: 0 K: 0 S: 8	H: 0 LOB: 1 BB: 1 P: 15	R: 4 E: 0 K: 1 S: 13	H: 3 LOB: 2 BB: 3 P: 31	R: 0 E: 0 K: 0 S: 12	H: 1 LOB: 2 BB: 2 P: 25	R: 4 E: 0 K: 0 S: 23	H: 4 LOB: 2 BB: 2 P: 44	R: 0 E: 0 K: 0 S: 7	H: 0 LOB: 0 BB: 0 P: 11	R: 0 E: 0 K: 0 S: 7	H: 0 LOB: 0 BB: 0 P: 11	1B: 3 2B: 4 3B: 2 HR: 0	SF: 2 SAC: 0 DP: 0 HBP: 0	WP: 0 PA: 45 CS: 1
<b>PITCHER</b>	IP WLS BF H R ER SO BB IBB HBP BLK WP HR S P ERA WHIP	IP WLS BF H R ER SO BB IBB HBP BLK WP HR S P ERA WHIP	IP WLS BF H R ER SO BB IBB HBP BLK WP HR S P ERA WHIP	IP WLS BF H R ER SO BB IBB HBP BLK WP HR S P ERA WHIP	IP WLS BF H R ER SO BB IBB HBP BLK WP HR S P ERA WHIP	IP WLS BF H R ER SO BB IBB HBP BLK WP HR S P ERA WHIP	IP WLS BF H R ER SO BB IBB HBP BLK WP HR S P ERA WHIP	IP WLS BF H R ER SO BB IBB HBP BLK WP HR S P ERA WHIP	IP WLS BF H R ER SO BB IBB HBP BLK WP HR S P ERA WHIP	IP WLS BF H R ER SO BB IBB HBP BLK WP HR S P ERA WHIP	IP WLS BF H R ER SO BB IBB HBP BLK WP HR S P ERA WHIP	IP WLS BF H R ER SO BB IBB HBP BLK WP HR S P ERA WHIP	IP WLS BF H R ER SO BB IBB HBP BLK WP HR S P ERA WHIP	IP WLS BF H R ER SO BB IBB HBP BLK WP HR S P ERA WHIP	IP WLS BF H R ER SO BB IBB HBP BLK WP HR S P ERA WHIP	IP WLS BF H R ER SO BB IBB HBP BLK WP HR S P ERA WHIP	IP WLS BF H R ER SO BB IBB HBP BLK WP HR S P ERA WHIP	IP WLS BF H R ER SO BB IBB HBP BLK WP HR S P ERA WHIP	IP WLS BF H R ER SO BB IBB HBP BLK WP HR S P ERA WHIP	IP WLS BF H R ER SO BB IBB HBP BLK WP HR S P ERA WHIP	IP WLS BF H R ER SO BB IBB HBP BLK WP HR S P ERA WHIP

Milwaukee Brewers @ San Diego Padres  
Qualcomm Stadium, San Diego, CA  
Wed May 31 2000, 10:05 PM EDT  
Att: 14,784 - Sunny - 70 F

AB 31  
R 9  
H 9  
RBI 9  
BB 12  
SO 3  
LOB 24





Batter	1	2	3	4	5	6	7	8	9	AB	R	H	RBI	BB	SO	LOB	TOP					
<b>Eric Owens, R</b> OBP: 0.381, SLG: 0.426 (1, 9)	G5-3		FC4-6 1B					1B 1B	G5-3	4	1	2	0	1	0	1	<b>San Diego Padres @ Seattle Mariners</b> Safeco Field, Seattle, WA Fri Jun 02 2000, 7:05 PM PDT Att: 33,995 - Sunny - 69 F					
<b>Al Martin, L</b> OBP: 0.371, SLG: 0.508 (1, 7)	G3		FC4-6 1-2				G3	K		4	0	0	0	0	1	4						
<b>Tony Gwynn, L</b> OBP: 0.326, SLG: 0.422 (1, 10)	HR 1B		G1-3				F7	1B WP 1B		4	2	2	0	0	0	1						
<b>Phil Nevin, R</b> OBP: 0.375, SLG: 0.600 (1, 5)	HR 1H			G4-3			G6-3	WP 1B 1-3 2H		4	1	2	3	0	0	0						
<b>Ed Sprague, R</b> OBP: 0.341, SLG: 0.683 (1, 3)	P4			F8			F7	G6-3 1-2		4	0	0	0	0	0	1						
<b>Bret Boone, R</b> OBP: 0.324, SLG: 0.422 (1, 4)		F3		K				F8 1-1		3	0	0	0	1	1							
<b>Ruben Rivera, R</b> OBP: 0.343, SLG: 0.473 (1, 8) <b>Dave Magadan, L</b> OBP: 0.343, SLG: 0.323 (9, PH)		F7			P6			K	F7	3	0	0	0	0	1	1						
<b>Carlos Hernandez, R</b> OBP: 0.339, SLG: 0.357 (1, 2)		F9			K			G5-3 1-2		4	0	1	0	0	1	1						
<b>Damian Jackson, R</b> OBP: 0.367, SLG: 0.431 (1, 6) <b>Ryan Klesko, L</b> OBP: 0.379, SLG: 0.549 (9, PH)				K				K	K	3	0	1	0	0	2	1						
<b>Inning Stats</b>	R: 2 E: 0 K: 0 S: 11	H: 2 LOB: 0 BB: 0 P: 19	R: 0 E: 0 K: 0 S: 5	H: 0 LOB: 0 BB: 0 P: 6	R: 0 E: 0 K: 1 S: 7	H: 1 LOB: 1 BB: 0 P: 14	R: 0 E: 0 K: 1 S: 6	H: 0 LOB: 0 BB: 0 P: 8	R: 0 E: 0 K: 1 S: 14	H: 1 LOB: 2 BB: 1 P: 25	R: 0 E: 0 K: 0 S: 8	H: 0 LOB: 0 BB: 0 P: 10	R: 0 E: 0 K: 2 S: 9	H: 0 LOB: 1 BB: 1 P: 16	R: 2 E: 0 K: 1 S: 12	H: 3 LOB: 1 BB: 0 P: 18	R: 0 E: 0 K: 1 S: 8	H: 1 LOB: 1 BB: 0 P: 11	1B: 5 2B: 2 3B: 0 HR: 1	SF: 0 SAC: 0 DP: 0 HBP: 0	WP: 1 PB: 0 CS: 0	PA: 37
<b>PITCHER</b>	IP	WLS	BF	H	R	ER	SO	BB	IBB	HBP	BLK	WP	HR	S	P	ERA	WHIP					
<b>Jamie Moyer, L</b> ERA: 4.07 (1, 1)	5.0	W	20	4	2	2	3	1	0	0	0	0	1	43	72	3.60	1.000					
<b>Brett Tomko, R</b> ERA: 5.67 (6, 1)	2.0	H	7	0	0	0	2	1	0	0	0	0	0	17	26	0.00	0.500					
<b>Arthur Rhodes, L</b> ERA: 3.42 (8, 1)	1.0	S	6	3	2	2	1	0	0	0	0	1	0	12	18	18.00	3.000					
<b>Kazuhiro Sasaki, R</b> ERA: 4.26 (9, 1)	1.0	S	4	1	0	0	1	0	0	0	0	0	0	8	11	0.00	1.000					

Batter	1	2	3	4	5	6	7	8	9	AB	R	H	RBI	BB	SO	LOB	BOTTOM				
<b>Rickey Henderson, R</b> OBP: 0.370, SLG: 0.290 (1, 7) <b>Raul Ibanez, R</b> OBP: 0.360, SLG: 0.328 (6, PH) (7, 7)	G6-3 HBP BB			G5-3		F8	FC5-4 1-2			1	0	0	0	2	0	0	<b>San Diego Padres @ Seattle Mariners</b> Safeco Field, Seattle, WA Fri Jun 02 2000, 7:05 PM PDT Att: 33,995 - Sunny - 69 F				
<b>Mike Cameron, R</b> OBP: 0.371, SLG: 0.470 (1, 8)	G6-3 HBP		K	K			F8	L5		4	0	0	0	0	2	2					
<b>Alex Rodriguez, R</b> OBP: 0.442, SLG: 0.621 (1, 6)	G6-3 1-2 2-3		G6-3	G5-3			HR BB	FC6-4 1B		4	1	1	0	1	0	2					
<b>Edgar Martinez, R</b> OBP: 0.444, SLG: 0.712 (1, 10)	K				F8		HR	K		5	2	2	2	0	2	2					
<b>John Olerud, L</b> OBP: 0.434, SLG: 0.453 (1, 3)		SH 2B	1B BB SF7 BB		F8		1B BB 2B	FC6-4 1-2		4	3	2	0	1	0	1					
<b>Jay Buhner, R</b> OBP: 0.399, SLG: 0.578 (1, 9)		SH BB			P6		G6-3			2	1	0	0	2	0	1					
<b>David Bell, R</b> OBP: 0.282, SLG: 0.349 (1, 5)		SH 1H 2H FC5-2				SH1-4 WP BB	BB 1B BB			1	0	1	1	2	0	0					
<b>Dan Wilson, R</b> OBP: 0.303, SLG: 0.352 (1, 2)			FC5-2 WP	SF7		SH1-4	BB			2	0	1	1	0	0	1					
<b>Mark McLemore, S</b> OBP: 0.346, SLG: 0.282 (1, 4)			K	K		G6-3	FC5-4 BB			3	0	0	1	1	2	4					
<b>Inning Stats</b>	R: 0 E: 0 K: 1 S: 6	H: 0 LOB: 1 BB: 1 P: 17	R: 2 E: 1 K: 2 S: 18	H: 1 LOB: 2 BB: 2 P: 31	R: 2 E: 0 K: 1 S: 11	H: 2 LOB: 2 BB: 2 P: 24	R: 0 E: 0 K: 1 S: 6	H: 0 LOB: 0 BB: 0 P: 11	R: 0 E: 0 K: 0 S: 3	H: 0 LOB: 0 BB: 0 P: 5	R: 0 E: 0 K: 0 S: 11	H: 0 LOB: 1 BB: 1 P: 21	R: 3 E: 0 K: 0 S: 18	H: 3 LOB: 3 BB: 3 P: 36	R: 0 E: 0 K: 1 S: 13	H: 1 LOB: 1 BB: 0 P: 21	1B: 4 2B: 2 3B: 0 HR: 1	SF: 1 SAC: 2 DP: 1 HBP: 1	WP: 3 PB: 0 CS: 0	PA: 41	
<b>PITCHER</b>	IP	WLS	BF	H	R	ER	SO	BB	IBB	HBP	BLK	WP	HR	S	P	ERA	WHIP				
<b>Matt Clement, R</b> ERA: 4.14 (1, 1)	6.0	L	28	3	4	2	5	6	0	1	0	0	0	55	109	3.00	1.500				
<b>Matt Whiteside, R</b> ERA: 2.84 (7, 1)	0.2		6	2	3	3	0	2	0	0	0	0	1	14	25	40.50	6.000				
<b>Carlos Almanzar, R</b> ERA: 4.5 (7, 1)	1.0		6	2	0	0	1	1	0	0	0	0	0	14	28	0.00	3.000				
<b>Kevin Walker, L</b> ERA: 5.57 (8, 1)	0.1		1	0	0	0	0	0	0	0	0	0	0	3	4	0.00	0.000				

AB	35
R	4
H	8
RBI	3
BB	2
SO	7
LOB	12









Batter	1	2	3	4	5	6	7	8	9	AB	R	H	RBI	BB	SO	LOB	TOP										
<b>Eric Owens, R</b> OBP: 0.382, SLG: 0.439 (1, 9)	F4		F9		G5-3		FC6 1B		HR 3B	5	1	2	1	0	0	0	<b>San Diego Padres @ Seattle Mariners</b> Safeco Field, Seattle, WA Sun Jun 04 2000, 1:35 PM PDT Att: 42,018 - Sunny - 76 F										
<b>Al Martin, L</b> OBP: 0.371, SLG: 0.521 (1, 7)	K				G3		FC6 FC6-4 1-2		HR	5	1	2	2	0	1	1											
<b>Tony Gwynn, L</b> OBP: 0.314, SLG: 0.409 (1, 10)	F7		F5				FC6-4 1-2		F8	5	0	1	0	0	0	2											
<b>Phil Nevin, R</b> OBP: 0.378, SLG: 0.589 <b>Damian Jackson, R</b> OBP: 0.368, SLG: 0.424 (7, 6)				P4	F8		F9		BB	4	0	1	0	0	0	2											
<b>Ryan Klesko, L</b> OBP: 0.386, SLG: 0.559 (1, 3)				E5 1B			FC5-4 1B		G6-3	4	1	2	0	1	0	0											
<b>Bret Boone, R</b> OBP: 0.323, SLG: 0.415 (1, 4)							FC5-4 BB		P6	5	0	1	0	0	1	5											
<b>Ruben Rivera, R</b> OBP: 0.342, SLG: 0.450 (1, 8)				L4			BB		K	3	0	0	0	1	2	4											
<b>Wiki Gonzalez, R</b> OBP: 0.337, SLG: 0.390 (1, 2)							G3-6-1 BB			2	1	1	1	2	0	2											
<b>Chris Gomez, R</b> OBP: 0.311, SLG: 0.211 <b>Dave Magadan, L</b> OBP: 0.324, SLG: 0.303 (6, PH) (6, 5) (7, 5)				F8	F8		G3-6-1 BB		F8	2	0	0	0	0	0	2											
<b>Inning Stats</b>	R: 0 E: 0 K: 1 S: 7	H: 0 LOB: 0 BB: 0 P: 9	R: 0 E: 0 K: 1 S: 17	H: 2 LOB: 2 BB: 0 P: 21	R: 0 E: 0 K: 0 S: 6	H: 1 LOB: 1 BB: 0 P: 8	R: 1 E: 1 K: 0 S: 12	H: 2 LOB: 2 BB: 0 P: 19	R: 0 E: 0 K: 0 S: 16	H: 1 LOB: 1 BB: 2 P: 27	R: 0 E: 0 K: 0 S: 12	H: 1 LOB: 1 BB: 0 P: 18	R: 0 E: 0 K: 1 S: 8	H: 0 LOB: 0 BB: 0 P: 16	R: 3 E: 0 K: 1 S: 18	H: 2 LOB: 2 BB: 3 P: 37		1B: 8 2B: 0 3B: 1 HR: 1	SF: 0 SAC: 0 DP: 1 HBP: 0	WP: 0 PB: 0 SB: 0 CS: 0	PA: 42						
<b>PITCHER</b>	IP	WLS	BF	H	R	ER	SO	BB	IBB	HBP	BLK	WP	HR	S	P	ERA	WHIP										
<b>Paul Abbott, R</b> ERA: 5.21 (1, 1)	5.1	W	26	7	1	0	2	2	0	0	0	0	0	61	88	0.00	1.688										
<b>Jose Paniagua, R</b> ERA: 5.2 (6, 1)	0.2	H	2	1	0	0	0	0	0	0	0	0	0	7	11	0.00	1.500										
<b>Arthur Rhodes, L</b> ERA: 3.24 (7, 1)	1.1		4	0	0	0	0	0	0	0	0	0	0	11	16	0.00	0.000										
<b>Frankie Rodriguez, R</b> ERA: 4.1 (8, 1)	1.0		5	1	2	2	1	1	0	0	0	0	0	12	26	18.00	2.000										
<b>Kazuhiko Sasaki, R</b> ERA: 4.58 (9, 1)	0.2		5	1	1	1	1	2	0	0	0	0	1	12	23	13.50	4.500										

AB	37
R	4
H	10
RBI	4
BB	5
SO	4
LOB	22



Batter	1	2	3	4	5	6	7	8	9	AB	R	H	RBI	BB	SO	LOB	BOTTOM										
<b>Rickey Henderson, R</b> OBP: 0.365, SLG: 0.282 (1, 7)	S 2B			G6-3			K		K	4	1	0	0	1	3	2	<b>San Diego Padres @ Seattle Mariners</b> Safeco Field, Seattle, WA Sun Jun 04 2000, 1:35 PM PDT Att: 42,018 - Sunny - 76 F										
<b>Mike Cameron, R</b> OBP: 0.365, SLG: 0.474 (1, 8)	2B		F9	G6-3			K			3	1	0	0	1	1	1											
<b>Alex Rodriguez, R</b> OBP: 0.436, SLG: 0.621 (1, 6)	2B		F9	G6-3			SF8 3B			4	2	2	2	0	0	0											
<b>Edgar Martinez, R</b> OBP: 0.441, SLG: 0.725 (1, 10)	FC1-5 2H		P6			SH3-4 F9-2	K		K	4	0	2	1	0	1	1											
<b>John Olerud, L</b> OBP: 0.432, SLG: 0.446 (1, 3)	FC1-5 2-3		BB	BB		SH3-4 BB	SF8			1	1	0	1	2	0	1											
<b>Stan Javier, S</b> OBP: 0.392, SLG: 0.446 (1, 9)	G1-3		E	SH3-4		SH3-4	L9			2	1	0	0	1	0	1											
<b>Tom Lampkin, L</b> OBP: 0.300, SLG: 0.480 (1, 2)	P4		E7				G4-3			3	0	0	0	1	0	1											
<b>David Bell, R</b> OBP: 0.291, SLG: 0.349 (1, 5)						F9-2	G1-3			3	0	1	0	0	0	3											
<b>Mark McLemore, S</b> OBP: 0.339, SLG: 0.272 (1, 4)	F9		L7			K				3	0	0	0	1	1	3											
<b>Inning Stats</b>	R: 3 E: 0 K: 0 S: 14	H: 2 LOB: 1 BB: 2 P: 26	R: 0 E: 0 K: 1 S: 8	H: 1 LOB: 1 BB: 0 P: 16	R: 2 E: 1 K: 0 S: 13	H: 0 LOB: 2 BB: 2 P: 27	R: 0 E: 0 K: 0 S: 6	H: 0 LOB: 0 BB: 0 P: 8	R: 0 E: 0 K: 3 S: 10	H: 0 LOB: 0 BB: 2 P: 14	R: 1 E: 0 K: 1 S: 13	H: 1 LOB: 0 BB: 0 P: 20	R: 0 E: 0 K: 1 S: 8	H: 0 LOB: 1 BB: 1 P: 15	R: 3 E: 0 K: 1 S: 18	H: 0 LOB: 1 BB: 1 P: 15		1B: 1 2B: 4 3B: 1 HR: 0	SF: 1 SAC: 1 DP: 1 HBP: 1	WP: 0 PB: 0 SB: 1 CS: 0	PA: 37						
<b>PITCHER</b>	IP	WLS	BF	H	R	ER	SO	BB	IBB	HBP	BLK	WP	HR	S	P	ERA	WHIP										
<b>Brian Meadows, R</b> ERA: 4.67 (1, 1)	4.1	L	25	4	5	3	1	5	1	1	0	0	0	44	88	6.23	2.077										
<b>Brandon Kolb, R</b> ERA: 3.86 (5, 1)	2.2		8	1	1	1	4	0	0	0	0	0	0	26	38	3.38	0.375										
<b>Matt Whiteside, R</b> ERA: 2.63 (8, 1)	1.0		4	0	0	0	1	1	0	0	0	0	0	8	15	0.00	1.000										





Batter	1	2	3	4	5	6	7	8	9	10	AB	R	H	RBI	BB	SO	LOB	TOP						
Eric Owens, R OBP: 0.388, SLG: 0.437 29 Kory DeHaan, L OBP: 0.194, SLG: 0.265	4-1 FC6-5 S BB		1-3 K		4-2 BB		4-2 CS BB			1-1 E5 G4-3	1	0	0	3	1	0								
Al Martin, L OBP: 0.367, SLG: 0.510	1-3 K		0-1 G3-1		2-0 G3-1		4-2 BB			1-2 G4-3	4	0	0	0	1	1	5							
Tony Gwynn, L OBP: 0.318, SLG: 0.396	4-1 FC6-5 IBB			0-1 P3		2-2 F6	1-2 F7			4-0 G6-4-3 IBB	3	0	0	0	2	0	1							
Phil Nevin, R OBP: 0.370, SLG: 0.575	1-1 FC6-5		1-2 G6-3		1-3 K2-3		2-3 K			1-1 G6-4-3	5	0	0	0	0	2	4							
Dave Magadan, L OBP: 0.317, SLG: 0.276	1-3 K		0-1 G4-3		4-1 BB		1-3 K				3	0	0	0	1	2	2							
Bret Boone, R OBP: 0.318, SLG: 0.408		0-1 G5-3			2-3 K	2-2 P6					4	0	0	0	0	2	1							
Carlos Hernandez, R OBP: 0.341, SLG: 0.358		0-0 L6			0-2 F8		0-2 HR 1B		0-1 G4-6-3 1B		4	1	2	0	0	0	0							
Ruben Rivera, R OBP: 0.347, SLG: 0.481		0-1 P4			0-0 BB S 1B		0-0 HR 1B		2-3 K		4	1	2	2	0	1	1							
Damian Jackson, R OBP: 0.365, SLG: 0.417			1-2 F8		4-0 BB BB		3-2 G1-3		2-1 G4-6-3		3	0	0	0	1	0	1							
<b>Inning Stats</b>	R: 0 E: 0 K: 2 S: 11	H: 0 LOB: 2 BB: 2 P: 22	R: 0 E: 0 K: 0 S: 5	H: 0 LOB: 0 BB: 0 P: 5	R: 0 E: 0 K: 1 S: 9	H: 0 LOB: 0 BB: 0 P: 11	R: 0 E: 0 K: 0 S: 10	H: 0 LOB: 0 BB: 0 P: 11	R: 0 E: 0 K: 1 S: 14	H: 1 LOB: 3 BB: 2 P: 26	R: 0 E: 0 K: 3 S: 13	H: 0 LOB: 1 BB: 1 P: 22	R: 2 E: 0 K: 0 S: 15	H: 2 LOB: 1 BB: 2 P: 26	R: 0 E: 0 K: 3 S: 12	H: 0 LOB: 0 BB: 0 P: 17	R: 0 E: 0 K: 1 S: 7	H: 1 LOB: 0 BB: 0 P: 11	R: 0 E: 1 K: 0 S: 7	H: 0 LOB: 1 BB: 1 P: 14	1B: 3 2B: 0 3B: 0 HR: 1	SF: 0 SAC: 0 DP: 2 HBP: 0	WP: 0 PB: 0 SB: 2 CS: 1	PA: 40
<b>PITCHER</b>	IP WLS BF H R ER SO BB IBB HBP BLK WP HR S P ERA WHIP	7.0 0 30 3 2 2 5 6 0 0 0 0 0 19 28 2.57 1.286	8.1 2.0 6 1 0 0 4 0 0 0 0 0 0 0 7 14 0.00 0.000	10.1 1.0 W 4 0 0 0 0 1 0 0 0 0 0 7 14 0.00 0.000	<b>PITCHER</b>										IP WLS BF H R ER SO BB IBB HBP BLK WP HR S P ERA WHIP	7.0 0 30 3 2 2 5 6 0 0 0 0 0 19 28 2.57 1.286								

San Diego Padres @ Oakland Athletics  
Network Associates Coliseum, Oakland, CA  
Mon Jun 05 2000, 10:05 PM EDT  
Att. 10,187 - Sunny - 60 F

AB	32
R	2
H	4
RBI	2
BB	8
SO	9
LOB	15



Batter	1	2	3	4	5	6	7	8	9	10	AB	R	H	RBI	BB	SO	LOB	BOTTOM				
Terrence Long, L OBP: 0.299, SLG: 0.430	1-1 F9		0-2 G4-3			2-2 G1-3	0-1 E 1B			0-3 K	5	0	1	0	0	1	0					
Randy Velarde, R OBP: 0.432, SLG: 0.533	1-1 G6-3			2-3 K		1-0 FC4-6 2B	3-2 E6			1-1 S BB FC3-2 HBP	4	0	1	0	0	1	2					
Jason Giambi, L OBP: 0.415, SLG: 0.590	1-3 K			4-0 G3-6-1 BB		4-0 FC4-6 IBB	1-2 G3-2-3 3-H			4-1 FC3-2 1B BB	2	1	0	0	3	1	3					
Ben Griever, L OBP: 0.356, SLG: 0.470		1-3 K		0-2 G3-6-1 1-2		0-0 FC4-6		2-1 G1-3		0-2 FC3-2 1B	5	0	0	0	0	1	5					
John Jaha, R OBP: 0.439, SLG: 0.156		4-1 FC3-6 HBP			4-0 G3-1 BB	0-1 P4		2-3 K		1-1 K	3	0	1	1	1	1	2					
Matt Stairs, L OBP: 0.336, SLG: 0.404		1-2 FC3-6 FC5-4			1-1 G3-1		4-1 HR BB		2-3 K		3	1	0	0	1	1	2					
Miguel Tejada, R OBP: 0.303, SLG: 0.411		1-1 FC5-4			0-0 F8		1-0 HR		1-2 F7		4	1	1	2	0	0	2					
3 Eric Chavez, L OBP: 0.351, SLG: 0.458			0-1 F8			4-0 IBB		0-2 HR 1B	2-3 K		3	0	1	0	1	1	0					
Sal Fasano, R OBP: 0.294, SLG: 0.276 Ramon Hernandez, R OBP: 0.327, SLG: 0.400		1-0 F9			3-3 K		1-2 P6		0-2 L8		2	0	0	0	0	1	2					
<b>Inning Stats</b>	R: 0 E: 0 K: 1 S: 7	H: 0 LOB: 0 BB: 10 P: 10	R: 0 E: 0 K: 1 S: 9	H: 0 LOB: 1 BB: 0 P: 16	R: 0 E: 0 K: 0 S: 6	H: 0 LOB: 0 BB: 0 P: 7	R: 0 E: 0 K: 1 S: 6	H: 0 LOB: 0 BB: 1 P: 12	R: 0 E: 0 K: 1 S: 7	H: 0 LOB: 2 BB: 2 P: 14	R: 2 E: 1 K: 0 S: 21	H: 3 LOB: 2 BB: 1 P: 31	R: 0 E: 0 K: 2 S: 8	H: 0 LOB: 0 BB: 0 P: 14	R: 0 E: 0 K: 1 S: 11	H: 0 LOB: 0 BB: 0 P: 14	R: 1 E: 0 K: 1 S: 10	H: 1 LOB: 2 BB: 1 P: 16	1B: 3 2B: 1 3B: 0 HR: 1	SF: 0 SAC: 0 DP: 2 HBP: 2	WP: 0 PB: 0 SB: 1 CS: 0	PA: 41
<b>PITCHER</b>	IP WLS BF H R ER SO BB IBB HBP BLK WP HR S P ERA WHIP	6.1 0 28 4 2 2 4 3 2 0 0 0 0 0 24 37 2.84 1.105	7.1 2.1 7 0 0 0 3 0 0 0 0 0 0 0 8 13 0.00 0.000	9.1 0.2 L 4 0 1 1 1 0 1 0 0 0 0 5 6 0.00 3.000	<b>PITCHER</b>										IP WLS BF H R ER SO BB IBB HBP BLK WP HR S P ERA WHIP	6.1 0 28 4 2 2 4 3 2 0 0 0 0 0 24 37 2.84 1.105						

San Diego Padres @ Oakland Athletics  
Network Associates Coliseum, Oakland, CA  
Mon Jun 05 2000, 10:05 PM EDT  
Att. 10,187 - Sunny - 60 F

AB	33
R	3
H	5
RBI	3
BB	6
SO	8
LOB	19





Batter	1	2	3	4	5	6	7	8	9	AB	R	H	RBI	BB	SO	LOB	TOP										
Ruben Rivera, R OBP: 0.344, SLG: 0.472	E6 1B G4-6-3		K		K			K		4	2	1	0	0	2	0	<b>San Diego Padres @ Oakland Athletics</b> Network Associates Coliseum, Oakland, CA Tue Jun 06 2000, 10:05 PM EDT Att: 14,251 - Sunny - 65 F										
Al Martin, L OBP: 0.367, SLG: 0.508	0-1		K		K			K		3	0	1	0	0	2	0											
Ed Sprague, R OBP: 0.365, SLG: 0.686			K		K			K		1	0	1	1	0	0	0											
Eric Owens, R OBP: 0.386, SLG: 0.437			K		K			K		0	0	0	0	0	0	0											
Chris Gomez, R OBP: 0.311, SLG: 0.211	1-3		K		K			K		0	0	0	0	0	0	0											
Tony Gwynn, L OBP: 0.324, SLG: 0.400	G4-6-3		K		K			K		4	0	2	1	0	0	1											
Phil Nevin, R OBP: 0.363, SLG: 0.564	G1-3		K		K			K		4	0	0	0	0	0	3											
Dave Magadan, L OBP: 0.333, SLG: 0.308			K		K			K		3	1	1	0	1	0	0											
Bret Boone, R OBP: 0.312, SLG: 0.400	P4		K		K			K		4	0	0	0	0	0	4											
Carlos Hernandez, R OBP: 0.339, SLG: 0.350	G4-3		K		K			K		3	0	0	0	0	1	1											
29 Kory DeHaan, L OBP: 0.200, SLG: 0.263	E7 1B		K		K			K		4	0	1	1	0	2	1											
Damian Jackson, R OBP: 0.363, SLG: 0.410	G5-3		K		K			K		3	1	0	0	1	0	1											
<b>Inning Stats</b>	R: 1 E: 1 K: 0 S: 8	H: 1 LOB: 0 BB: 0 P: 10	R: 1 E: 1 K: 0 S: 12	H: 2 LOB: 1 BB: 0 P: 17	R: 0 E: 0 K: 2 S: 10	H: 1 LOB: 1 BB: 0 P: 14	R: 0 E: 0 K: 1 S: 11	H: 0 LOB: 1 BB: 0 P: 15	R: 0 E: 0 K: 2 S: 9	H: 0 LOB: 0 BB: 0 P: 12	R: 0 E: 0 K: 1 S: 7	H: 0 LOB: 0 BB: 0 P: 7	R: 2 E: 0 K: 0 S: 14	H: 3 LOB: 3 BB: 2 P: 28	R: 0 E: 0 K: 1 S: 9	H: 0 LOB: 0 BB: 0 P: 13	1B: 6 2B: 1 3B: 0 HR: 0	SF: 0 SAC: 0 DP: 2 HBP: 1	WP: 0 PB: 0 SB: 0 CS: 0	PA: 36							
<b>PITCHER</b>	IP	WLS	BF	H	R	ER	SO	BB	IBB	HBP	BLK	WP	HR	S	P	ERA	WHIP										
Gil Heredia, R ERA: 3.13	7.0	W	28	5	4	3	6	1	0	1	0	0	0	71	96	3.86	0.857										
Rich Sauveur, L ERA: 5.87	0.0		2	2	0	0	0	0	0	0	0	0	0	2	5	*	*										
T.J. Mathews, R ERA: 5.54	1.0	H	3	0	0	0	0	0	1	0	0	0	0	6	13	0.00	0.000										
Jason Isringhausen, R ERA: 3.29	1.0	S	3	0	0	0	1	0	0	0	0	0	0	9	13	0.00	0.000										

AB	33
R	4
H	7
RBI	3
BB	2
SO	7
LOB	11



Batter	1	2	3	4	5	6	7	8	9	AB	R	H	RBI	BB	SO	LOB	BOTTOM										
Terrence Long, L OBP: 0.304, SLG: 0.447	BB HR BB		K		G3-1			HR		3	2	1	1	1	1	1	<b>San Diego Padres @ Oakland Athletics</b> Network Associates Coliseum, Oakland, CA Tue Jun 06 2000, 10:05 PM EDT Att: 14,251 - Sunny - 65 F										
Randy Velarde, R OBP: 0.426, SLG: 0.516	HR BB		G1		G4-3			K		3	1	0	0	1	1	1											
Jason Giambi, L OBP: 0.416, SLG: 0.584	HR BB		F8		F8			K		2	1	0	0	2	1	0											
Matt Stairs, L OBP: 0.335, SLG: 0.417	HR		K		F8			G4-3		4	1	1	4	0	1	1											
John Jaha, R OBP: 0.443, SLG: 0.190	G4-6-3 1B		K		K			G5-3		4	0	2	0	0	1	1											
Jeremy Giambi, L OBP: 0.339, SLG: 0.396	G4-6-3		K		K			K		3	0	1	0	1	1	1											
Ryan Christenson, R OBP: 0.377, SLG: 0.328			K		K			K		0	0	0	0	0	0	0											
Miguel Tejada, R OBP: 0.302, SLG: 0.408	FC4-6 1B		G5-3		K			K		4	0	1	0	0	2	4											
3 Eric Chavez, L OBP: 0.349, SLG: 0.453	FC4-6		G3-1 G6-3 1B		G1-3			G4-3		4	0	1	0	0	0	1											
Ramon Hernandez, R OBP: 0.321, SLG: 0.392	G4-3		G6-3		F8					3	0	0	0	0	0	1											
<b>Inning Stats</b>	R: 4 E: 0 K: 0 S: 17	H: 3 LOB: 1 BB: 3 P: 37	R: 0 E: 0 K: 1 S: 10	H: 0 LOB: 0 BB: 0 P: 15	R: 0 E: 0 K: 1 S: 9	H: 1 LOB: 2 BB: 1 P: 19	R: 0 E: 0 K: 0 S: 8	H: 1 LOB: 1 BB: 0 P: 14	R: 0 E: 0 K: 2 S: 14	H: 1 LOB: 2 BB: 1 P: 22	R: 1 E: 0 K: 1 S: 10	H: 1 LOB: 0 BB: 0 P: 17	R: 0 E: 0 K: 1 S: 6	H: 0 LOB: 0 BB: 0 P: 7	R: 0 E: 0 K: 2 S: 9	H: 0 LOB: 0 BB: 0 P: 12	1B: 5 2B: 0 3B: 0 HR: 2	SF: 0 SAC: 0 DP: 1 HBP: 0	WP: 0 PB: 0 SB: 0 CS: 0	PA: 35							
<b>PITCHER</b>	IP	WLS	BF	H	R	ER	SO	BB	IBB	HBP	BLK	WP	HR	S	P	ERA	WHIP										
Rodrigo Lopez, R ERA: 8.24	4.2	L	24	6	4	4	3	5	0	0	0	0	1	55	103	7.71	2.357										
Matt Whiteside, R ERA: 2.65	3.1		11	1	1	1	5	0	0	0	0	0	1	28	40	2.70	0.300										

AB	30
R	5
H	7
RBI	5
BB	5
SO	8
LOB	11





Batter	1	2	3	4	5	6	7	8	9	AB	R	H	RBI	BB	SO	LOB	TOP				
Ruben Rivera, R OBP: 0.346, SLG: 0.464 (1, 8)	G5-3		G3 1B BB		E5 1B		FC3-6 1B		G6-3	4	1	1	0	1	0	0	<b>San Diego Padres @ Oakland Athletics</b> Network Associates Coliseum, Oakland, CA Wed Jun 07 2000, 3:35 PM EDT Att: 23,408 - Cloudy - 64 F				
Al Martin, L OBP: 0.359, SLG: 0.495 (1, 7)	G4-3		G3		P1		FC3-6 BB		K	5	0	0	0	0	1	4					
Tony Gwynn, L OBP: 0.353, SLG: 0.417 (1, 10)	2B BB		G6-4-3 1B		G5-4-3 1B		BB		FC5-4 1B	3	1	3	1	2	0	0					
Phil Nevin, R OBP: 0.360, SLG: 0.560 (1, 5)	1-H HR 2B		G6-4-3		G5-4-3		L8		FC5-4	5	1	1	1	0	0	7					
Ed Sprague, R OBP: 0.370, SLG: 0.711 (1, 9)	2-H HR						K			4	1	2	2	0	1	3					
Bret Boone, R OBP: 0.311, SLG: 0.397 (1, 4)	G6-3									4	0	1	0	0	0	1					
Dave Magadan, L OBP: 0.306, SLG: 0.279 (1, 3)			K		G3		K		F7	4	0	0	0	0	2	2					
Carlos Hernandez, R OBP: 0.343, SLG: 0.349 (1, 2)			F9		BB		F7		FC6-4 1B	3	0	1	0	1	0	1					
Chris Gomez, R OBP: 0.306, SLG: 0.214 (1, 6)	G4-3				F8		FC3-6 1B		FC6-4	4	0	1	0	0	0	3					
<b>Inning Stats</b>	R: 3 E: 0 K: 0 S: 10	H: 2 LOB: 0 BB: 1 P: 15	R: 0 E: 0 K: 1 S: 8	H: 0 LOB: 0 BB: 0 P: 12	R: 1 E: 0 K: 0 S: 7	H: 1 LOB: 0 BB: 1 P: 13	R: 0 E: 0 K: 0 S: 5	H: 1 LOB: 2 BB: 1 P: 10	R: 0 E: 1 K: 1 S: 8	H: 1 LOB: 1 BB: 0 P: 11	R: 0 E: 0 K: 1 S: 12	H: 2 LOB: 3 BB: 1 P: 23	R: 0 E: 0 K: 0 S: 6	H: 1 LOB: 1 BB: 0 P: 8	R: 0 E: 0 K: 1 S: 12	H: 1 LOB: 1 BB: 0 P: 15	1B: 8 2B: 1 3B: 0 HR: 1	SF: 0 SAC: 0 DP: 2 HBP: 0	WP: 0 PB: 0 SB: 0 CS: 0	PA: 40	
<b>PITCHER</b>	IP	WLS	BF	H	R	ER	SO	BB	IBB	HBP	BLK	WP	HR	S	P	ERA	WHIP				
Mark Mulder, L ERA: 4.85 (1, 1)	4.1		21	5	4	4	1	3	0	0	0	0	1	35	57	8.31	1.846				
Scott Service, R ERA: 9.0 (5, 1)	2.0	W	9	3	0	0	1	1	0	0	0	0	0	17	29	0.00	2.000				
Doug Jones, R ERA: 5.86 (7, 1)	2.2	S	10	2	0	0	2	0	0	0	0	0	0	23	30	0.00	0.750				

AB	36
R	4
H	10
RBI	4
BB	4
SO	4
LOB	21



Batter	1	2	3	4	5	6	7	8	9	AB	R	H	RBI	BB	SO	LOB	BOTTOM				
Terrence Long, L OBP: 0.312, SLG: 0.449 (1, 8)	1B 1B	BB BB 1B		E HR BB	P6		G1-3			4	2	2	1	1	0	2	<b>San Diego Padres @ Oakland Athletics</b> Network Associates Coliseum, Oakland, CA Wed Jun 07 2000, 3:35 PM EDT Att: 23,408 - Cloudy - 64 F				
Randy Velarde, R OBP: 0.417, SLG: 0.495 (1, 4)	F4	BB BB BB		E5 HR	FC6-4 2B		K			4	1	0	0	1	1	5					
Jason Giambi, L OBP: 0.427, SLG: 0.627 (1, 3)	1B 1B	BB BB BB		HR	2B		HR			4	2	4	7	1	0	0					
Matt Stairs, L OBP: 0.341, SLG: 0.422 (1, 10)	1B 1B	G3-1		1B 1B			K			5	0	3	1	0	1	3					
Ben Grieve, L OBP: 0.353, SLG: 0.464 Ryan Christenson, R OBP: 0.377, SLG: 0.329 (1, 7) (9, 7)	G6-3		G3-1		1B		FC5-4 BB HBP		K	5	0	1	0	0	1	2					
Jeremy Giambi, L OBP: 0.341, SLG: 0.385 (1, 9)		G5-3 1B BB		L7			L3-6 BB HBP		F7	3	1	0	0	1	1	2					
Miguel Tejada, R OBP: 0.304, SLG: 0.405 (1, 6)		G5-3		K			BB		1B	4	0	1	0	1	2	3					
3 Eric Chavez, L OBP: 0.350, SLG: 0.449 (1, 5)		K		E HR SH1-3 1B	E 1B BB		L3-6		G3	4	2	1	0	1	1	5					
Ramon Hernandez, R OBP: 0.333, SLG: 0.396 (1, 2)		BB 1B BB		SH1-3	1-H 1B		FC6-4		G1-3 HR HBP	1	2	1	1	1	0	0					
<b>Inning Stats</b>	R: 1 E: 0 K: 0 S: 9	H: 3 LOB: 1 BB: 0 P: 17	R: 2 E: 0 K: 1 S: 14	H: 1 LOB: 3 BB: 4 P: 34	R: 0 E: 0 K: 1 S: 7	H: 0 LOB: 0 BB: 0 P: 12	R: 4 E: 1 K: 2 S: 23	H: 4 LOB: 2 BB: 1 P: 39	R: 1 E: 1 K: 0 S: 9	H: 2 LOB: 2 BB: 1 P: 18	R: 0 E: 0 K: 0 S: 11	H: 1 LOB: 1 BB: 1 P: 23	R: 2 E: 0 K: 2 S: 14	H: 1 LOB: 0 BB: 0 P: 25	R: 0 E: 0 K: 1 S: 7	H: 1 LOB: 1 BB: 0 P: 11	1B: 10 2B: 2 3B: 0 HR: 2	SF: 0 SAC: 1 DP: 1 HBP: 2	WP: 0 PB: 0 SB: 0 CS: 0	PA: 44	
<b>PITCHER</b>	IP	WLS	BF	H	R	ER	SO	BB	IBB	HBP	BLK	WP	HR	S	P	ERA	WHIP				
Matt Clement, R ERA: 4.65 (1, 1)	3.1	L	22	7	7	6	2	5	0	0	0	0	0	43	87	16.20	3.600				
Brandon Kolb, R ERA: 4.26 (4, 1)	1.2		8	3	1	1	2	1	0	0	0	0	0	19	33	5.40	2.400				
Domingo Guzman, R ERA: 9.0 (6, 1)	1.0		6	1	1	1	0	1	0	2	0	0	0	12	26	9.00	2.000				
Carlos Almanzar, R ERA: 4.7 (7, 1)	2.0		8	2	1	1	3	0	0	0	0	0	1	20	33	4.50	1.000				

AB	34
R	10
H	13
RBI	10
BB	7
SO	7
LOB	22






Batter	1	2	3	4	5	6	7	8	9	AB	R	H	RBI	BB	SO	LOB	TOP
<b>Craig Biggio, R</b> OBP: 0.403, SLG: 0.353 (1, 4)	F9	CS 1B IBB		1-1 HBP		G1-3		G5-3		3	0	0	0	1	0	0	
<b>Julio Lugo, R</b> OBP: 0.415, SLG: 0.382 (1, 6)	F9			SF7					5 HR	4	2	3	3	0	0	0	
<b>5 Jeff Bagwell, R</b> OBP: 0.403, SLG: 0.554 (1, 3)	S BB	CS		F8		G6-3			1-H HR	4	1	1	2	1	1	3	
<b>Ken Caminiti, S</b> OBP: 0.421, SLG: 0.584 (1, 5)	G3-1			F7				G4-3	3-2 HR	5	0	0	0	0	0	1	
<b>Moises Alou, R</b> OBP: 0.400, SLG: 0.606 (1, 7)						F9				4	1	1	0	1	2	0	
<b>Richard Hidalgo, R</b> OBP: 0.394, SLG: 0.623 (1, 8)				P4						5	0	2	0	0	2	1	
<b>17 Lance Berkman, S</b> <b>Glen Barker, S</b> (9, 9)		FC4-6 1B				FC5 1B				3	1	1	0	1	1	2	
<b>Mitch Meluskey, S</b> OBP: 0.391, SLG: 0.540 (1, 2)										3	2	2	1	1	0	0	
<b>Octavio Dotel, R</b> OBP: 0.095, SLG: 0.050 <b>Marc Valdes, R</b> (7, 1)										2	0	0	0	0	0	5	
<b>Matt Mieske, R</b> OBP: 0.250, SLG: 0.292 <b>Jay Powell, R</b> (8, 1)										0	0	0	0	0	1	0	
<b>Billy Wagner, L</b> (8, 1)										0	0	0	0	0	0	0	
<b>Inning Stats</b>	R: 0 E: 0 K: 0 S: 6	H: 0 LOB: 1 BB: 1 P: 13	R: 3 E: 0 K: 0 S: 12	H: 3 LOB: 1 BB: 2 P: 28	R: 0 E: 0 K: 0 S: 6	H: 1 LOB: 1 BB: 0 P: 13	R: 1 E: 0 K: 0 S: 11	H: 2 LOB: 2 BB: 0 P: 14	R: 0 E: 0 K: 3 S: 9	H: 0 LOB: 0 BB: 0 P: 13	R: 0 E: 0 K: 1 S: 6	H: 0 LOB: 0 BB: 0 P: 7	R: 2 E: 0 K: 2 S: 18	H: 2 LOB: 0 BB: 0 P: 23	1B: 8 2B: 1 3B: 0 HR: 1	SF: 1 SAC: 1 DP: 0 HBP: 1	WP: 1 PA: 43 PB: 0 SB: 3 CS: 1
<b>PITCHER</b>	IP	WLS	BF	H	R	ER	SO	BB	IBB	HBP	BLK	WP	HR	S	P	ERA	WHIP
<b>32 Stan Spencer, R</b> ERA: 3.46 <b>Carlos Almanzar, R</b> ERA: 4.88 <b>Kevin Walker, L</b> ERA: 4.81 <b>Trevor Hoffman, R</b> ERA: 3.18	5.0		27	7	4	4	0	4	1	1	0	0	0	43	88	7.20	2.200

Houston Astros @ San Diego Padres  
Qualcomm Stadium, San Diego, CA  
Fri Jun 09 2000, 10:05 PM EDT  
Att: 24,522 - Sunny - 70 F


AB 34  
R 7  
H 10  
RBI 6  
BB 5  
SO 7  
LOB 12



Batter	1	2	3	4	5	6	7	8	9	AB	R	H	RBI	BB	SO	LOB	BOTTOM		
<b>Eric Owens, R</b> OBP: 0.384, SLG: 0.436 (1, 8)	L4		G1-3			G3-1 1B 2B	FC6-4 1-2F			5	1	1	0	0	1	3			
<b>Al Martin, L</b> OBP: 0.366, SLG: 0.519 <b>Ed Sprague, R</b> OBP: 0.376, SLG: 0.711 <b>Ruben Rivera, R</b> OBP: 0.346, SLG: 0.464 (9, PR)						G3-1		G3-1 1B 2B	1-2 2-3 BB	4	2	3	1	0	0	1			
<b>Tony Gwynn, L</b> OBP: 0.355, SLG: 0.417 (1, 9)	G4-3			L6				G3-1	1-2 2-3 1B	5	1	2	2	0	0	2			
<b>Phil Nevin, R</b> OBP: 0.357, SLG: 0.552 (1, 5)				F8					1-2 2-3 3-H	5	1	1	1	0	3	5			
<b>Ryan Klesko, L</b> OBP: 0.392, SLG: 0.578 (1, 3)						E7 1-H 2B		F9 1-H 2B		5	0	3	2	0	0	3			
<b>Bret Boone, R</b> OBP: 0.306, SLG: 0.390 (1, 4)						G6-3			2-3	4	0	0	0	0	0	3			
<b>Carlos Hernandez, R</b> OBP: 0.199, SLG: 0.338 <b>Trevor Hoffman, R</b> (9, 1)										4	0	0	0	0	0	1			
<b>Damian Jackson, R</b> OBP: 0.361, SLG: 0.403 (1, 6)										3	1	0	0	1	1	0			
<b>32 Stan Spencer, R</b> ERA: 5.43 <b>29 Kory Dattson, L</b> ERA: 1.35 <b>Carlos Almanzar, R</b> ERA: 4.35 <b>Chris Gomez, R</b> OBP: 0.259, SLG: 0.290 <b>Kevin Walker, L</b> OBP: 0.250, SLG: 0.290 <b>Willy Gonzalez, R</b> OBP: 0.340, SLG: 0.390 (9, 2)										1	0	0	0	0	0	0			
<b>Inning Stats</b>	R: 0 E: 0 K: 1 S: 10	H: 1 LOB: 1 BB: 0 P: 17	R: 0 E: 0 K: 0 S: 5	H: 0 LOB: 0 BB: 0 P: 5	R: 0 E: 0 K: 0 S: 10	H: 0 LOB: 0 BB: 0 P: 14	R: 1 E: 0 K: 0 S: 17	H: 2 LOB: 1 BB: 0 P: 25	R: 0 E: 0 K: 1 S: 8	H: 0 LOB: 0 BB: 0 P: 9	R: 2 E: 1 K: 1 S: 9	H: 3 LOB: 1 BB: 0 P: 11	R: 0 E: 0 K: 0 S: 13	H: 1 LOB: 1 BB: 0 P: 21	R: 2 E: 0 K: 2 S: 17	H: 3 LOB: 3 BB: 3 P: 32	1B: 5 2B: 5 3B: 0 HR: 1	SF: 0 SAC: 0 DP: 0 HBP: 0	WP: 0 PA: 41 PB: 0 SB: 0 CS: 0
<b>PITCHER</b>	IP	WLS	BF	H	R	ER	SO	BB	IBB	HBP	BLK	WP	HR	S	P	ERA	WHIP		
<b>Octavio Dotel, R</b> ERA: 5.43 <b>Marc Valdes, R</b> ERA: 1.35 <b>Jay Powell, R</b> ERA: 4.35 <b>Billy Wagner, L</b> ERA: 5.47	6.0		24	6	3	3	3	0	0	0	0	0	0	11	20	0.00	1.000		

Houston Astros @ San Diego Padres  
Qualcomm Stadium, San Diego, CA  
Fri Jun 09 2000, 10:05 PM EDT  
Att: 24,522 - Sunny - 70 F

AB 38  
R 6  
H 11  
RBI 6  
BB 3  
SO 6  
LOB 18





Batter	1	2	3	4	5	6	7	8	9	AB	R	H	RBI	BB	SO	LOB	TOP					
<b>Bill Spiers, L</b> OBP: 0.362, SLG: 0.380 (1, 6)										4	1	1	0	1	0	2						
<b>Craig Biggio, R</b> OBP: 0.404, SLG: 0.369 <b>Julio Lugo, R</b> OBP: 0.429, SLG: 0.400 (1, 4) (7, 4)										4	1	2	2	0	1	0						
<b>5 Jeff Bagwell, R</b> OBP: 0.404, SLG: 0.555 <b>Tony Eusebio, R</b> OBP: 0.337, SLG: 0.280 (1, 3) (7, 2)										3	0	1	0	1	0	2						
<b>Ken Caminiti, S</b> OBP: 0.422, SLG: 0.582 <b>Yorkis Perez, L</b> (7, 1)										4	0	2	0	0	0	2						
<b>Tim Bogar, R</b> OBP: 0.235, SLG: 0.241 (8, 1)										0	0	0	0	0	0	0						
<b>Moises Alou, R</b> OBP: 0.403, SLG: 0.611 <b>Glen Barker, S</b> (1, 7) (8, 7)										4	0	2	0	0	0	4						
<b>Richard Hidalgo, R</b> OBP: 0.391, SLG: 0.616 (1, 8)										4	1	1	0	0	0	4						
<b>17 Lance Berkman, S</b> OBP: 0.348, SLG: 0.530 (1, 9)										3	0	0	0	1	0	3						
<b>Mitch Meluskey, S</b> OBP: 0.394, SLG: 0.536 (1, 2) (7, 5)										3	0	1	1	0	0	0						
<b>Scott Elarton, R</b> OBP: 0.375, SLG: 0.400 <b>Joe Slusarski, R</b> (2, 1)										1	0	1	0	0	0	0						
<b>Matt Mieske, R</b> OBP: 0.245, SLG: 0.286 <b>Doug Henry, R</b> (6, PH) (6, 1)										1	0	0	0	0	1	0						
<b>Daryle Ward, L</b> OBP: 0.279, SLG: 0.520 (7, 3)										1	0	0	0	0	0	2						
<b>Inning Stats</b>	R: 2 E: 0 K: 0 S: 12	H: 3 LOB: 1 BB: 0 P: 20	R: 0 E: 0 K: 0 S: 9	H: 1 LOB: 1 BB: 0 P: 15	R: 0 E: 0 K: 0 S: 12	H: 2 LOB: 3 BB: 1 P: 21	R: 0 E: 0 K: 1 S: 9	H: 0 LOB: 0 BB: 0 P: 15	R: 0 E: 0 K: 1 S: 6	H: 2 LOB: 1 BB: 0 P: 10	R: 0 E: 0 K: 0 S: 10	H: 0 LOB: 1 BB: 0 P: 19	R: 0 E: 0 K: 0 S: 7	H: 1 LOB: 2 BB: 1 P: 11	R: 1 E: 0 K: 0 S: 5	H: 2 LOB: 1 BB: 1 P: 16	R: 0 E: 0 K: 0 S: 6	H: 1 LOB: 0 BB: 0 P: 8	1B: 8 2B: 3 3B: 0 HR: 1	SF: 0 SAC: 0 DP: 3 HBP: 1	WP: 0 PB: 0 SB: 0 CS: 0	PA: 40
<b>PITCHER</b>	IP	WLS	BF	H	R	ER	SO	BB	IBB	HBP	BLK	WP	HR	S	P	ERA	WHIP					
<b>Brian Meadows, R</b> ERA: 4.54 (1, 1)	6.0	W	29	9	2	2	2	2	0	1	0	0	1	62	108	3.00	1.833					
<b>Matt Whiteside, R</b> ERA: 2.5 (7, 1)	1.0		3	0	0	0	0	0	0	0	0	0	0	3	3	0.00	0.000					
<b>Carlos Reyes, R</b> ERA: 5.56 (8, 1)	1.0		5	2	1	1	0	1	0	0	0	0	0	5	16	9.00	3.000					
<b>Brandon Kolb, R</b> ERA: 3.88 (9, 1)	1.0		3	1	0	0	0	0	0	0	0	0	0	6	8	0.00	1.000					

Houston Astros @ San Diego Padres  
Qualcomm Stadium, San Diego, CA  
Sat Jun 10 2000, 10:05 PM EDT  
Att: 49,860 - Sunny - 70 F

AB 36  
R 3  
H 12  
RBI 3  
BB 3  
SO 2  
LOB 21

Batter	1	2	3	4	5	6	7	8	9	AB	R	H	RBI	BB	SO	LOB	BOTTOM				
<b>Eric Owens, R</b> OBP: 0.391, SLG: 0.442 (1, 9) (3, 7)										6	3	4	0	0	0	0					
<b>Al Martin, L</b> OBP: 0.387, SLG: 0.524 <b>29 Kory DeHaan, L</b> OBP: 0.205, SLG: 0.262 (1, 7) (3, 9)										2	1	1	0	0	1	2					
<b>Ryan Klesko, L</b> OBP: 0.397, SLG: 0.574 <b>Dave Magadan, L</b> OBP: 0.306, SLG: 0.279 (1, 3) (8, 3)										3	2	1	0	2	2	3					
<b>Phil Nevin, R</b> OBP: 0.361, SLG: 0.554 <b>Carlos Reyes, S</b> (8, 1)										3	2	1	3	2	1	1					
<b>Brandon Kolb, R</b> (9, 1)										0	0	0	0	0	0	0					
<b>Ruben Rivera, R</b> OBP: 0.356, SLG: 0.487 (1, 8)										3	2	1	3	2	1	3					
<b>Bret Boone, R</b> OBP: 0.317, SLG: 0.409 <b>Chris Gomez, R</b> OBP: 0.333, SLG: 0.233 (1, 4) (7, 4)										2	1	2	6	1	0	0					
<b>Carlos Hernandez, R</b> OBP: 0.331, SLG: 0.331 <b>Wiki Gonzalez, R</b> OBP: 0.341, SLG: 0.385 (1, 2) (7, PH) (8, 2)										3	0	0	0	1	1	3					
<b>Damian Jackson, R</b> OBP: 0.353, SLG: 0.393 (1, 6)										5	0	0	0	0	0	5					
<b>Brian Meadows, R</b> OBP: 0.125, SLG: 0.125 <b>Matt Whiteside, R</b> (7, 1)										3	1	1	0	0	2	0					
<b>Ed Sprague, R</b> OBP: 0.369, SLG: 0.696 (7, PH) (8, 5)										0	0	0	0	0	0	0					
<b>Inning Stats</b>	R: 5 E: 0 K: 1 S: 13	H: 3 LOB: 2 BB: 2 P: 30	R: 4 E: 0 K: 1 S: 18	H: 4 LOB: 2 BB: 2 P: 32	R: 0 E: 0 K: 1 S: 10	H: 1 LOB: 0 BB: 0 P: 13	R: 2 E: 0 K: 1 S: 11	H: 1 LOB: 1 BB: 1 P: 20	R: 0 E: 0 K: 2 S: 8	H: 1 LOB: 1 BB: 0 P: 12	R: 0 E: 0 K: 2 S: 8	H: 0 LOB: 2 BB: 2 P: 22	R: 2 E: 1 K: 1 S: 12	H: 2 LOB: 3 BB: 2 P: 26	R: 0 E: 0 K: 0 S: 9	H: 0 LOB: 0 BB: 0 P: 12	1B: 8 2B: 2 3B: 0 HR: 2	SF: 0 SAC: 0 DP: 0 HBP: 1	WP: 0 PB: 0 SB: 0 CS: 1	PA: 46	
<b>PITCHER</b>	IP	WLS	BF	H	R	ER	SO	BB	IBB	HBP	BLK	WP	HR	S	P	ERA	WHIP				
<b>Scott Elarton, R</b> ERA: 7.94 (1, 1)	1.1	L	14	6	9	9	2	4	0	0	0	0	1	26	56	60.75	7.500				
<b>Joe Slusarski, R</b> ERA: 2.95 (2, 1)	3.2		16	4	2	2	4	1	0	1	0	0	1	34	51	4.91	1.364				
<b>Doug Henry, R</b> ERA: 4.68 (6, 1)	1.0		5	0	0	0	2	2	0	0	0	0	0	8	22	0.00	2.000				
<b>Yorkis Perez, L</b> ERA: 6.0 (7, 1)	1.0		8	2	2	0	1	2	0	0	0	0	0	12	26	0.00	4.000				
<b>Tim Bogar, R</b> ERA: (8, 1)	1.0		3	0	0	0	0	0	0	0	0	0	0	9	12	0.00	0.000				

Houston Astros @ San Diego Padres  
Qualcomm Stadium, San Diego, CA  
Sat Jun 10 2000, 10:05 PM EDT  
Att: 49,860 - Sunny - 70 F


AB 36  
R 13  
H 12  
RBI 13  
BB 9  
SO 9  
LOB 22



Batter	1	2	3	4	5	6	7	8	9	AB	R	H	RBI	BB	SO	LOB	TOP																
Bill Spiers, L (1,6)	F7		1B BB		G4-3			G3		3	0	0	0	1	0	0	<b>Houston Astros @ San Diego Padres</b> Qualcomm Stadium, San Diego, CA Sun Jun 11 2000, 7:05 PM EDT Att: 27,120 - Sunny - 73 F																
Craig Biggio, R (1,4)	G6-3		1B		P6			17 FC6-4 5 G1-3 BB		3	0	1	0	1	0	0																	
5 Jeff Bagwell, R (1,3)	K		1B		F9			G1-3		4	0	0	0	0	2	4																	
Ken Caminiti, S (1,5)		G1-3			G6-3			G6-3	17 FC6-4 IBB	3	0	0	0	1	0	0																	
17 Lance Berkman, S (1,9)		G6-3			G6-3			G6-3	1-0 FC6-4	3	1	0	0	1	0	2																	
Marc Valdes, R (8,1)		G6-3		1B BB	G6-3			FC6-4	1-2 2-3	0	0	0	0	0	0	0																	
Jay Powell, R (8,1)		G6-3		1B BB	G6-3			FC6-4	1-2 2-3	0	0	0	0	0	0	0																	
Daryle Ward, L (1,7)		G3		G4-3 1B 1-2 1B	F7			G4-3		4	0	1	0	0	0	0																	
Tony Eusebio, R (1,2)			1B SH1-4 BB		G4-3 1B 1-2 2-H			K		3	0	1	1	1	2	0																	
Glen Barker, S (1,8)			K		G4-3			K		3	0	1	0	0	1	3																	
Mitch Meluskey, S (9, PH)			K		G4-3			K		1	0	0	0	0	1	0																	
Jose Lima, R (1,1)			SH1-4		G5-3			B3-6-4		2	0	0	0	0	0	3																	
Richard Hidalgo, R (8,9)			SH1-4		G5-3			B3-6-4		0	0	0	0	0	0	0																	
<b>Inning Stats</b>	R: 0 E: 0 K: 1 S: 8	H: 0 LOB: 0 BB: 0 P: 10	R: 0 E: 0 K: 0 S: 7	H: 0 LOB: 0 BB: 0 P: 9	R: 0 E: 0 K: 2 S: 14	H: 1 LOB: 3 BB: 2 P: 25	R: 1 E: 0 K: 0 S: 15	H: 2 LOB: 2 BB: 1 P: 22	R: 0 E: 0 K: 0 S: 8	H: 0 LOB: 0 BB: 0 P: 11	R: 0 E: 0 K: 1 S: 8	H: 1 LOB: 0 BB: 0 P: 14	R: 0 E: 0 K: 0 S: 10	H: 0 LOB: 2 BB: 2 P: 20	R: 0 E: 0 K: 2 S: 7	H: 0 LOB: 0 BB: 0 P: 10	1B: 4 2B: 0 3B: 0 HR: 0	SF: 0 SAC: 1 DP: 1 HBP: 0	WP: 0 PB: 0 SB: 0 CS: 0	PA: 35													
<b>PITCHER</b>	IP WLS BF H R ER SO BB IBB HBP BLK WP HR S P ERA WHIP																																
Adam Eaton, R (1,1)	7.0	27	4	1	1	4	3	0	0	0	0	0	0	67	103	1.29	1.000																
Matt Whiteside, R (8,1)	0.2	4	0	0	0	0	1	1	0	0	0	0	0	9	18	0.00	1.500																
Kevin Walker, L (8,1)	0.1	W	1	0	0	0	0	0	0	0	0	0	0	1	2	0.00	0.000																
Trevor Hoffman, R (9,1)	1.0	S	3	0	0	0	2	0	0	0	0	0	0	7	10	0.00	0.000																

Batter	1	2	3	4	5	6	7	8	9	AB	R	H	RBI	BB	SO	LOB	BOTTOM																
Ruben Rivera, R (1,8)	F8		G5-3		FC5-4			G6-3		4	0	0	0	0	0	1	<b>Houston Astros @ San Diego Padres</b> Qualcomm Stadium, San Diego, CA Sun Jun 11 2000, 7:05 PM EDT Att: 27,120 - Sunny - 73 F																
Al Martin, L (1,7)	3-2		K		K			K		4	2	2	0	0	2	1																	
Eric Owens, R (9,7)	2B		K		K			1B 2B		0	0	0	0	0	0	0																	
Tony Gwynn, L (1,9)	1-1		F7		F7			BB 1B		4	0	2	1	0	0	2																	
29 Kory DeHaan, L (8, PR)			2B		F7			BB 1B		0	1	0	0	0	0	0																	
Phil Nevin, R (1,5)	1-H		F8		F8			2-H 1B		4	1	1	1	0	0	2																	
Ryan Klesko, L (1,3)	0-1		F8		1B			1B 1B		3	0	1	0	1	0	1																	
Bret Boone, R (1,4)			F8		L9			K		4	0	0	0	0	1	4																	
Carlos Hernandez, R (1,2)		G4-3	2B		K			K		4	0	2	2	0	2	1																	
Damian Jackson, R (1,6)		G4-3	2-3		K			CS 1B		4	0	2	0	0	1	2																	
Adam Eaton, R (1,1)		G5-3			FC5-4			FC6-4		2	0	1	0	0	0	1																	
Dave Miskowiak, R (7, PH)										1	0	0	0	0	0	1																	
Matt Whiteside, R (8,1)										0	0	0	0	0	0	0																	
Kevin Walker, L (8,1)										0	0	0	0	0	0	0																	
Ed Sprague, R (8, PH)										1	0	0	0	0	0	3																	
Trevor Hoffman, R (9,1)										0	0	0	0	0	0	0																	
<b>Inning Stats</b>	R: 1 E: 0 K: 0 S: 11	H: 2 LOB: 1 BB: 0 P: 15	R: 0 E: 0 K: 0 S: 10	H: 1 LOB: 1 BB: 0 P: 16	R: 0 E: 0 K: 1 S: 10	H: 1 LOB: 1 BB: 0 P: 13	R: 0 E: 0 K: 2 S: 11	H: 1 LOB: 1 BB: 0 P: 12	R: 0 E: 0 K: 1 S: 11	H: 1 LOB: 1 BB: 0 P: 17	R: 0 E: 0 K: 0 S: 5	H: 0 LOB: 0 BB: 0 P: 9	R: 0 E: 0 K: 1 S: 11	H: 1 LOB: 0 BB: 0 P: 14	R: 3 E: 1 K: 1 S: 21	H: 4 LOB: 3 BB: 1 P: 32	1B: 7 2B: 4 3B: 0 HR: 0	SF: 0 SAC: 0 DP: 0 HBP: 0	WP: 0 PB: 0 SB: 0 CS: 1	PA: 36													
<b>PITCHER</b>	IP WLS BF H R ER SO BB IBB HBP BLK WP HR S P ERA WHIP																																
Jose Lima, R (1,1)	7.1	L	29	8	2	2	5	0	0	0	0	0	0	74	104	2.46	1.091																
Marc Valdes, R (8,1)	0.1	5	2	2	0	1	1	0	0	0	0	0	0	10	17	0.00	9.000																
Jay Powell, R (8,1)	0.1	2	1	0	0	0	0	0	0	0	0	0	0	6	7	0.00	3.000																

**AB 29**  
**R 1**  
**H 4**  
**RBI 1**  
**BB 5**  
**SO 6**  
**LOB 12**



**AB 35**  
**R 4**  
**H 11**  
**RBI 4**  
**BB 1**  
**SO 6**  
**LOB 19**

















Batter	1	2	3	4	5	6	7	8	9	AB	R	H	RBI	BB	SO	LOB	TOP					
<b>Pokey Reese, R</b> OBP: 0.351, SLG: 0.407	1-0 HR	2-1 F9		1-0 F8		2-1 L1		3-2 F8		5	1	1	1	0	0	1						
<b>Barry Larkin, R</b> OBP: 0.383, SLG: 0.474	2-0 F4	1-0 1B		0-1 F8		3-1 F7			0-0 1B	5	0	2	0	0	0	0						
<b>Ken Griffey Jr., L</b> OBP: 0.393, SLG: 0.507	0-1 F9	2-3 2B		0-3 K		4-0 BB			1-1 P4	4	0	1	0	1	2	3						
<b>Dante Bichette, R</b> OBP: 0.324, SLG: 0.447	2-1 F9			0-0 G5-3		4-2 G1-3 BB		1-3 K	0-2 P3	4	0	0	0	1	1	3						
<b>Michael Tucker, L</b> OBP: 0.402, SLG: 0.582	1-0 G4-3			4-1 1B BB		3-3 K		0-3 K	0-2 F2	4	1	0	0	1	2	3						
<b>Sean Casey, L</b> OBP: 0.330, SLG: 0.349		1-0 HR		3-1 1B		4-1 G1-3 BB		2-2 G6-3		3	1	2	1	1	0	0						
<b>Aaron Boone, R</b> OBP: 0.355, SLG: 0.474		2-2 1B		3-0 1B		1-1 G1-3		2-0 F8		4	1	2	1	0	0	2						
<b>Eddie Taubensee, L</b> OBP: 0.351, SLG: 0.401	1-0 FC3-6			1-1 P4		1-3 K		3-1 G6-3		3	0	1	1	0	1	4						
<b>Benito Santiago, R</b> OBP: 0.330, SLG: 0.416		2H 1B								1	0	0	0	0	0	0						
<b>Steve Parris, R</b> OBP: 0.185, SLG: 0.263	0-1 FC3-6			2-1 P6				0-1 F9		2	0	0	0	0	0	3						
<b>Elmer Dessens, R</b> OBP: 0.246, SLG: 0.610										0	0	0	0	0	0	0						
<b>Chris Stynes, R</b> OBP: 0.246, SLG: 0.610										1	1	1	1	0	0	0						
<b>Manny Aybar, R</b> OBP: 0.291, SLG: 0.236										0	0	0	0	0	0	0						
<b>Dmitri Young, S</b> OBP: 0.291, SLG: 0.236										1	0	0	0	0	0	0						
<b>Scott Sullivan, R</b> OBP: 0.220, SLG: 0.220										0	0	0	0	0	0	0						
<b>Inning Stats</b>	R: 1 E: 0 K: 0 S: 7	H: 2 LOB: 1 BB: 0 P: 13	R: 2 E: 0 K: 1 S: 13	H: 4 LOB: 2 BB: 0 P: 22	R: 1 E: 0 K: 0 S: 9	H: 2 LOB: 2 BB: 1 P: 22	R: 0 E: 0 K: 1 S: 6	H: 0 LOB: 0 BB: 0 P: 7	R: 0 E: 0 K: 2 S: 12	H: 0 LOB: 2 BB: 2 P: 25	R: 1 E: 0 K: 1 S: 9	H: 1 LOB: 1 BB: 1 P: 19	R: 0 E: 0 K: 1 S: 7	H: 0 LOB: 0 BB: 0 P: 11	R: 0 E: 0 K: 0 S: 7	H: 0 LOB: 0 BB: 0 P: 13	R: 0 E: 0 K: 0 S: 9	H: 1 LOB: 1 BB: 0 P: 10	1B: 5 2B: 2 3B: 0 HR: 3	SF: 0 SAC: 0 DP: 0 HBP: 0	WP: 0 PB: 0 SB: 0 CS: 0	PA: 41
<b>PITCHER</b>	IP	WLS	BF	H	R	ER	SO	BB	IBB	HBP	BLK	WP	HR	S	P	ERA	WHIP					
<b>Brian Meadows, R</b> ERA: 4.87	2.1		16	8	4	4	1	1	0	0	0	0	2	25	50	15.43	3.857					
<b>Carlos Reyes, R</b> ERA: 5.17	2.2	W	10	0	0	0	3	2	0	0	0	0	0	22	39	0.00	0.750					
<b>Matt Whiteside, R</b> ERA: 2.49	1.0	H	5	1	1	1	1	1	0	0	0	0	1	9	19	9.00	2.000					
<b>Kevin Walker, L</b> ERA: 4.18	2.0	H	6	0	0	0	1	0	0	0	0	0	0	14	24	0.00	0.000					
<b>Trevor Hoffman, R</b> ERA: 2.81	1.0	S	4	1	0	0	0	0	0	0	0	0	0	9	10	0.00	1.000					
<b>Batter</b>	<b>1</b>	<b>2</b>	<b>3</b>	<b>4</b>	<b>5</b>	<b>6</b>	<b>7</b>	<b>8</b>	<b>9</b>	<b>AB</b>	<b>R</b>	<b>H</b>	<b>RBI</b>	<b>BB</b>	<b>SO</b>	<b>LOB</b>	<b>BOTTOM</b>					
<b>Eric Owens, R</b> OBP: 0.387, SLG: 0.436	3-2 1B 1B	1-1 G4-3		0-1 G6-3		0-0 G3-1				4	1	1	0	0	0	0						
<b>Al Martin, L</b> OBP: 0.372, SLG: 0.531	0-0 1B	4-2 1B		1-1 G5-4-3 1B			1-1 F8			3	1	2	0	1	0	0						
<b>Tony Gwynn, L</b> OBP: 0.355, SLG: 0.424	2-0 FC3-6	0-0 G4-3		0-2 G5-4-3 1B		2-0 G3				4	1	2	0	0	0	1						
<b>Ruben Rivera, R</b> OBP: 0.336, SLG: 0.455	1-2 2-3 1B			1-2 G5-4-3 1B			2-0 G6-3			0	0	0	0	0	0	0						
<b>Phil Nevin, R</b> OBP: 0.344, SLG: 0.527	1-2 FC3-6 1B			2-2 G5-4-3			1-2 G6-3			4	0	1	2	0	0	2						
<b>Ryan Klesko, L</b> OBP: 0.407, SLG: 0.591	1-0 FC3-6 HR			1-1 E4 HR		2-0 CS 1B		0-0 1B 2B		4	3	2	0	0	0	2						
<b>Bret Boone, R</b> OBP: 0.312, SLG: 0.403	0-1 HR			2-0 F7		3-3 K		0-3 K		4	1	1	3	0	2	3						
<b>Carlos Hernandez, R</b> OBP: 0.340, SLG: 0.369	2-0 G5-3			1-2 HR		1-2 G5-3		3-2 G6-4-3 1B		4	1	2	3	0	0	0						
<b>Damian Jackson, R</b> OBP: 0.350, SLG: 0.383	0-3 K			4-0 S BB		0-0 P4		1-1 G6-4-3		3	0	0	0	1	1	1						
<b>Brian Meadows, R</b> OBP: 0.126, SLG: 0.120				2-3 K		2-3 K				1	0	0	0	0	1	0						
<b>Carlos Reyes, S</b> OBP: 0.126, SLG: 0.120										1	0	0	0	0	0	1						
<b>Matt Whiteside, R</b> OBP: 0.126, SLG: 0.120										0	0	0	0	0	0	0						
<b>29 Kory DeHaan, L</b> OBP: 0.126, SLG: 0.120										1	0	0	0	0	1	0						
<b>Kevin Walker, L</b> OBP: 0.126, SLG: 0.120										0	0	0	0	0	0	0						
<b>Trevor Hoffman, R</b> OBP: 0.126, SLG: 0.120										0	0	0	0	0	0	0						
<b>Inning Stats</b>	R: 5 E: 0 K: 1 S: 16	H: 5 LOB: 0 BB: 0 P: 25	R: 0 E: 0 K: 1 S: 10	H: 0 LOB: 1 BB: 1 P: 17	R: 2 E: 1 K: 0 S: 8	H: 1 LOB: 1 BB: 1 P: 21	R: 0 E: 0 K: 0 S: 11	H: 2 LOB: 1 BB: 0 P: 14	R: 0 E: 0 K: 1 S: 5	H: 1 LOB: 0 BB: 0 P: 7	R: 0 E: 0 K: 0 S: 6	H: 0 LOB: 0 BB: 0 P: 10	R: 1 E: 0 K: 1 S: 9	H: 2 LOB: 0 BB: 0 P: 13	R: 0 E: 0 K: 0 S: 6	H: 0 LOB: 0 BB: 0 P: 10	R: 1 E: 0 K: 1 S: 9	H: 2 LOB: 0 BB: 0 P: 13	1B: 8 2B: 1 3B: 0 HR: 2	SF: 0 SAC: 0 DP: 2 HBP: 0	WP: 0 PB: 0 SB: 1 CS: 1	PA: 35
<b>PITCHER</b>	IP	WLS	BF	H	R	ER	SO	BB	IBB	HBP	BLK	WP	HR	S	P	ERA	WHIP					
<b>Steve Parris, R</b> ERA: 5.77	3.0	L	18	6	7	5	2	2	0	0	0	0	2	34	63	15.00	2.667					
<b>Elmer Dessens, R</b> ERA: 5.72	2.0		7	3	0	0	1	0	0	0	0	0	0	18	27	0.00	1.500					
<b>Manny Aybar, R</b> ERA: 5.1	2.0		6	0	0	0	1	0	0	0	0	0	0	11	17	0.00	0.000					
<b>Scott Sullivan, R</b> ERA: 5.14	1.0		4	2	1	1	1	0	0	0	0	0	0	9	13	9.00	2.000					

Cincinnati Reds @ San Diego Padres  
Qualcomm Stadium, San Diego, CA  
Fri Jun 16 2000, 9:05 PM EDT  
Att: 60,760 - Cloudy - 73 F

AB	37
R	5
H	10
RBI	5
BB	4
SO	6
LOB	19



Cincinnati Reds @ San Diego Padres  
Qualcomm Stadium, San Diego, CA  
Fri Jun 16 2000, 9:05 PM EDT  
Att: 60,760 - Cloudy - 73 F

AB	33
R	8
H	11
RBI	8
BB	2
SO	5
LOB	10





Batter	1	2	3	4	5	6	7	8	9	AB	R	H	RBI	BB	SO	LOB	TOP								
<b>Pokey Reese, R</b> (1, 4) OBP: 0.349, SLG: 0.405										4	0	1	0	0	1	0	<b>Cincinnati Reds @ San Diego Padres</b> Qualcomm Stadium, San Diego, CA Sat Jun 17 2000, 4:05 PM EDT Att: 40,730 - Cloudy - 75 F								
<b>Barry Larkin, R</b> (1, 6) OBP: 0.381, SLG: 0.466										3	0	0	0	1	1										
<b>Ken Griffey Jr., L</b> (1, 8) OBP: 0.398, SLG: 0.520										2	1	1	1	2	0										
<b>Dante Bichette, R</b> (1, 9) OBP: 0.323, SLG: 0.443										4	0	1	0	0	2	4									
<b>Dmitri Young, S</b> (1, 7) OBP: 0.310, SLG: 0.399										3	0	1	0	1	0	1									
<b>Sean Casey, L</b> (1, 3) <b>Scott Williamson, R</b> (8, 1)										4	0	1	0	0	0	2									
<b>Aaron Boone, R</b> (1, 5) OBP: 0.350, SLG: 0.466										4	0	0	0	0	2	2									
<b>Benito Santiago, R</b> (1, 2) <b>Eddie Taubensee, L</b> (9, PH) OBP: 0.349, SLG: 0.399										2	0	0	0	1	0	1									
<b>Ron Villone, L</b> (1, 1) <b>Michael Tucker, L</b> (8, 7) OBP: 0.398, SLG: 0.577										3	0	0	0	0	1	2									
<b>Inning Stats</b>	R: 0 E: 0 K: 2 S: 10	H: 0 LOB: 1 BB: 1 P: 19	R: 0 E: 0 K: 1 S: 11	H: 1 LOB: 2 BB: 1 P: 20	R: 1 E: 0 K: 0 S: 9	H: 2 LOB: 1 BB: 0 P: 11	R: 0 E: 0 K: 1 S: 7	H: 0 LOB: 0 BB: 0 P: 11	R: 0 E: 0 K: 2 S: 8	H: 1 LOB: 2 BB: 1 P: 18	R: 0 E: 0 K: 0 S: 12	H: 0 LOB: 0 BB: 0 P: 17	R: 0 E: 0 K: 0 S: 7	H: 0 LOB: 1 BB: 0 P: 9	R: 0 E: 0 K: 1 S: 10	H: 0 LOB: 1 BB: 2 P: 24	R: 0 E: 0 K: 2 S: 8	H: 0 LOB: 0 BB: 0 P: 11	1B: 4 2B: 0 3B: 0 HR: 1	SF: 0 SAC: 0 DP: 0 HBP: 0	WP: 0 PB: 0 SB: 1 CS: 1	PA: 36			
<b>PITCHER</b>	IP WLS BF H R ER SO BB IBB HBP BLK WP HR S P ERA WHIP																								
<b>Adam Eaton, R</b> (1, 1) ERA: 2.39	7.2		32	5	1	1	7	4	1	0	0	0	0	0	1	71	123	1.17	1.174						
<b>Kevin Walker, L</b> (8, 1) ERA: 4.13	0.1	W	1	0	0	0	0	0	0	0	0	0	0	0	0	3	6	0.00	0.000						
<b>Trevor Hoffman, R</b> (9, 1) ERA: 2.7	1.0	S	3	0	0	0	2	0	0	0	0	0	0	0	0	8	11	0.00	0.000						

AB	31
R	1
H	5
RBI	1
BB	5
SO	9
LOB	14



Batter	1	2	3	4	5	6	7	8	9	AB	R	H	RBI	BB	SO	LOB	BOTTOM								
<b>Eric Owens, R</b> (1, 9) OBP: 0.389, SLG: 0.437										4	0	2	1	0	0	1	<b>Cincinnati Reds @ San Diego Padres</b> Qualcomm Stadium, San Diego, CA Sat Jun 17 2000, 4:05 PM EDT Att: 40,730 - Cloudy - 75 F								
<b>Al Martin, L</b> (1, 7) OBP: 0.397, SLG: 0.522										4	0	0	0	0	1	3									
<b>Ed Sprague, R</b> (1, 3) OBP: 0.351, SLG: 0.650										4	0	1	0	0	1	2									
<b>Phil Nevin, R</b> (1, 5) OBP: 0.341, SLG: 0.520										3	0	0	0	0	1	1									
<b>Bret Boone, R</b> (1, 4) OBP: 0.313, SLG: 0.400										2	0	0	0	1	0	0									
<b>Carlos Hernandez, R</b> (1, 2) OBP: 0.333, SLG: 0.361										3	0	0	0	0	0	1									
<b>Ruben Rivera, R</b> (1, 8) OBP: 0.343, SLG: 0.484										3	2	2	1	0	1	0									
<b>Damian Jackson, R</b> (1, 6) OBP: 0.350, SLG: 0.380										2	1	0	0	1	0	0									
<b>Adam Eaton, R</b> (1, 1) <b>Kevin Walker, L</b> (8, 1) <b>Chris Costello, R</b> (9, PH) <b>Tony Gwynn, R</b> (8, PH) <b>29 Kory DeHaan, L</b> (8, PH) <b>Trevor Hoffman, R</b> (9, 1)										1	0	0	0	1	1	0									
<b>Inning Stats</b>	R: 0 E: 0 K: 0 S: 5	H: 0 LOB: 0 BB: 0 P: 8	R: 0 E: 0 K: 1 S: 11	H: 0 LOB: 0 BB: 0 P: 20	R: 0 E: 0 K: 1 S: 13	H: 0 LOB: 1 BB: 1 P: 23	R: 0 E: 0 K: 0 S: 3	H: 0 LOB: 0 BB: 0 P: 6	R: 1 E: 0 K: 0 S: 8	H: 1 LOB: 0 BB: 1 P: 16	R: 0 E: 0 K: 1 S: 8	H: 1 LOB: 0 BB: 0 P: 10	R: 0 E: 0 K: 0 S: 5	H: 1 LOB: 0 BB: 0 P: 10	R: 2 E: 1 K: 2 S: 20	H: 3 LOB: 2 BB: 1 P: 32	R: 0 E: 0 K: 2 S: 8	H: 0 LOB: 1 BB: 1 P: 11	1B: 5 2B: 0 3B: 0 HR: 1	SF: 0 SAC: 0 DP: 3 HBP: 0	WP: 0 PB: 0 SB: 0 CS: 0	PA: 30			
<b>PITCHER</b>	IP WLS BF H R ER SO BB IBB HBP BLK WP HR S P ERA WHIP																								
<b>Ron Villone, L</b> (1, 1) ERA: 5.4	7.1	L	26	4	3	3	3	3	0	0	0	0	0	0	0	62	108	3.68	0.955						
<b>Scott Williamson, R</b> (8, 1) ERA: 2.5	0.2		4	2	0	0	2	0	0	0	0	0	0	0	0	11	17	0.00	3.000						

AB	27
R	3
H	6
RBI	3
BB	3
SO	5
LOB	8





Batter	1	2	3	4	5	6	7	8	9	AB	R	H	RBI	BB	SO	LOB	TOP			
<b>Pokey Reese, R</b> OBP: 0.350, SLG: 0.416 (1, 4)										5	1	2	1	0	0	0	<b>Cincinnati Reds @ San Diego Padres</b> Qualcomm Stadium, San Diego, CA Sun Jun 18 2000, 4:05 PM EDT Att: 39,823 - Sunny - 75 F			
<b>Barry Larkin, R</b> OBP: 0.381, SLG: 0.461 (1, 6)										4	0	1	0	1	0	1				
<b>Ken Griffey Jr., L</b> OBP: 0.395, SLG: 0.526 (1, 8)										5	1	1	1	0	1	3				
<b>Dante Bichette, R</b> OBP: 0.328, SLG: 0.470 <b>Chris Stynes, R</b> OBP: 0.446, SLG: 0.610 (9, PR)										4	2	2	2	1	2	1				
<b>Dmitri Young, S</b> OBP: 0.312, SLG: 0.412 (1, 7)										5	1	2	1	0	1	1				
<b>Sean Casey, L</b> OBP: 0.332, SLG: 0.351 (1, 3)										4	1	2	0	0	1	2				
<b>Aaron Boone, R</b> OBP: 0.352, SLG: 0.468 (1, 5)										3	1	1	1	1	0	1				
<b>Eddie Taubensee, L</b> OBP: 0.344, SLG: 0.392 <b>Benito Santiago, R</b> OBP: 0.327, SLG: 0.402 (8, PH)										3	0	0	0	0	1	4				
<b>Rob Bell, R</b> <b>Manny Aybar, R</b> <b>Hal Morris, L</b> <b>Dennys Reyes, L</b> <b>Alex Cocha, R</b> <b>Elmer Dessens, R</b> <b>Michael Tucker, L</b> <b>Danny Graves, R</b> (8, 1)										0	0	0	0	0	0	0				
<b>Inning Stats</b>	R: 0 E: 0 K: 1 S: 10	H: 1 LOB: 1 BB: 0 P: 17	R: 0 E: 0 K: 1 S: 10	H: 1 LOB: 1 BB: 0 P: 16	R: 0 E: 0 K: 0 S: 6	H: 0 LOB: 1 BB: 1 P: 13	R: 0 E: 0 K: 2 S: 17	H: 1 LOB: 3 BB: 2 P: 34	R: 3 E: 0 K: 0 S: 10	H: 3 LOB: 0 BB: 0 P: 16	R: 2 E: 0 K: 0 S: 8	H: 2 LOB: 0 BB: 0 P: 18	R: 2 E: 0 K: 0 S: 15	H: 2 LOB: 0 BB: 0 P: 23	R: 0 E: 0 K: 2 S: 10	H: 1 LOB: 1 BB: 0 P: 17		1B: 5 2B: 2 3B: 0 HR: 5	SF: 0 SAC: 0 DP: 1 HBP: 0	WP: 1 PB: 0 SB: 0 CS: 1
<b>PITCHER</b>	IP WLS BF H R ER SO BB IBB HBP BLK WP HR S P ERA WHIP																			
<b>Matt Clement, R</b> ERA: 4.78 <b>Carlos Almanzar, R</b> ERA: 4.66 <b>Kevin Walker, L</b> ERA: 4.76 <b>Matt Whiteside, R</b> ERA: 2.38 <b>Trevor Hoffman, R</b> ERA: 2.6	(1, 1) (6, 1) (8, 1) (8, 1) (9, 1)	5.0 2.0 0.0 1.0 1.0	W 8 2 H S	24 2 2 3 4	6 2 2 0 1	3 2 2 0 0	4 0 2 0 2	3 0 0 0 0	0 0 0 0 0	0 0 0 0 0	0 2 7 8 10	3 13 11 12 17	96 27 11 12 17	5.40 9.00 ∞ 0.00 0.00	1.800 1.000 ∞ 0.000 1.000					

Batter	1	2	3	4	5	6	7	8	9	AB	R	H	RBI	BB	SO	LOB	BOTTOM			
<b>Eric Owens, R</b> OBP: 0.389, SLG: 0.434 (1, 9)										2	1	0	1	2	0	0	<b>Cincinnati Reds @ San Diego Padres</b> Qualcomm Stadium, San Diego, CA Sun Jun 18 2000, 4:05 PM EDT Att: 39,823 - Sunny - 75 F			
<b>Al Martin, L</b> OBP: 0.363, SLG: 0.515 (1, 7)										5	1	1	0	0	2	3				
<b>Ryan Klesko, L</b> OBP: 0.402, SLG: 0.579 (1, 3)										4	1	0	0	1	3	1				
<b>Dave Magadan, L</b> OBP: 0.293, SLG: 0.240 (1, 5)										3	1	0	0	2	0	0				
<b>Bret Boone, R</b> OBP: 0.315, SLG: 0.403 (1, 4)										3	0	1	1	1	1	3				
<b>Wiki Gonzalez, R</b> OBP: 0.356, SLG: 0.380 (1, 2)										3	0	0	1	1	0	3				
<b>Ruben Rivera, R</b> OBP: 0.347, SLG: 0.492 (1, 8)										4	1	2	2	0	0	0				
<b>Damian Jackson, R</b> OBP: 0.357, SLG: 0.384 (1, 6)										3	2	2	0	1	1	1				
<b>Matt Clement, R</b> <b>Ed Sprague, R</b> <b>Carlos Almanzar, R</b> <b>29 Kory DeHaan, L</b> <b>Kevin Walker, L</b> <b>Matt Whiteside, R</b> <b>Trevor Hoffman, R</b> (8, 1)										2	0	0	0	0	1	4				
<b>Inning Stats</b>	R: 3 E: 0 K: 2 S: 17	H: 1 LOB: 3 BB: 5 P: 43	R: 1 E: 0 K: 1 S: 11	H: 2 LOB: 2 BB: 1 P: 18	R: 0 E: 0 K: 1 S: 12	H: 1 LOB: 2 BB: 1 P: 17	R: 0 E: 0 K: 1 S: 8	H: 0 LOB: 1 BB: 1 P: 15	R: 3 E: 0 K: 0 S: 9	H: 2 LOB: 0 BB: 0 P: 16	R: 0 E: 0 K: 1 S: 8	H: 0 LOB: 0 BB: 0 P: 13	R: 1 E: 0 K: 0 S: 9	H: 2 LOB: 0 BB: 0 P: 13	R: 0 E: 0 K: 2 S: 7	H: 0 LOB: 0 BB: 0 P: 11		1B: 5 2B: 2 3B: 0 HR: 1	SF: 1 SAC: 0 DP: 0 HBP: 0	WP: 0 PB: 0 SB: 2 CS: 0
<b>PITCHER</b>	IP WLS BF H R ER SO BB IBB HBP BLK WP HR S P ERA WHIP																			
<b>Rob Bell, R</b> ERA: 5.09 <b>Manny Aybar, R</b> ERA: 5.04 <b>Dennys Reyes, L</b> ERA: 6.75 <b>Elmer Dessens, R</b> ERA: 5.84 <b>Danny Graves, R</b> ERA: 2.0	(1, 1) (1, 1) (4, 1) (6, 1) (8, 1)	0.2 2.1 2.0 2.0 1.0	L 12 10 7 3	W 3 2 2 0	8 3 2 1 0	1 1 3 2 1	3 1 2 1 0	3 1 1 1 2	3 3 1 1 2	4 2 1 0 0	0 0 1 0 0	0 26 31 26 7	14 40 31 26 11	38 3.86 9.00 4.50 0.000	7.500 2.143 1.500 1.000 0.000					

AB	38
R	7
H	11
RBI	7
BB	3
SO	6
LOB	16






Batter	1	2	3	4	5	6	7	8	9	AB	R	H	RBI	BB	SO	LOB	TOP															
Eric Owens, R OBP: 0.387, SLG: 0.435 (1, 9)										4	0	1	0	0	2	1	<b>San Diego Padres @ Arizona Diamondbacks</b> Bank One Ballpark, Phoenix, AZ Mon Jun 19 2000, 10:05 PM EDT Att: 37,336 - Dome - 72 F <a href="http://livebaseballscorecards.com">livebaseballscorecards.com</a>															
Ruben Rivera, R OBP: 0.344, SLG: 0.485 (1, 8)										4	1	1	0	0	2	1																
Ed Sprague, R OBP: 0.353, SLG: 0.667 (1, 3)										4	0	1	0	0	1	1																
Phil Nevin, R OBP: 0.343, SLG: 0.536 (1, 5)										4	1	2	2	0	1	0																
Bret Boone, R OBP: 0.311, SLG: 0.397 (1, 4)										4	0	0	0	0	1	1																
Carlos Hernandez, R OBP: 0.327, SLG: 0.354 (1, 2)										3	0	0	0	0	0	0																
Damian Jackson, R OBP: 0.364, SLG: 0.392 (1, 7)										1	0	1	0	2	0	0																
Chris Gomez, R OBP: 0.310, SLG: 0.220 (1, 6)										3	0	0	0	0	1	3																
32 Stan Spencer, R OBP: 0.333, SLG: 0.417 Carlos Reyes, S (6, 1)										2	0	0	0	0	2	2																
Al Martin, L (8, PH) Matt Whiteside, R (8, 1) Brandon Kolb, R (8, 1)										0	0	0	0	0	0	0																
<b>Inning Stats</b>	R: 0 E: 0 K: 1 S: 9	H: 1 LOB: 0 BB: 0 P: 17	R: 0 E: 0 K: 0 S: 4	H: 0 LOB: 0 BB: 0 P: 6	R: 0 E: 0 K: 1 S: 13	H: 1 LOB: 1 BB: 0 P: 20	R: 1 E: 0 K: 3 S: 11	H: 1 LOB: 0 BB: 0 P: 17	R: 0 E: 0 K: 2 S: 9	H: 0 LOB: 1 BB: 1 P: 16	R: 1 E: 0 K: 1 S: 8	H: 3 LOB: 1 BB: 0 P: 10	R: 0 E: 0 K: 0 S: 6	H: 0 LOB: 0 BB: 1 P: 13	R: 0 E: 0 K: 1 S: 7	H: 0 LOB: 0 BB: 0 P: 13	R: 0 E: 0 K: 1 S: 8	H: 0 LOB: 0 BB: 0 P: 12	1B: 2 2B: 4 3B: 0 HR: 1	SF: 0 SAC: 0 DP: 1 HBP: 0	WP: 0 PB: 0 SB: 1 CS: 1	PA: 33										
<b>PITCHER</b>	IP WLS BF H R ER SO BB IBB HBP BLK WP HR S P ERA WHIP																															
Randy Johnson, L (1, 1) ERA: 1.47	7.0	26	6	2	2	8	2	0	0	1	0	1	61	99	2.57	1.143																
Vicente Padilla, R (8, 1) ERA: 0.93	2.0	6	0	0	0	2	0	0	0	0	0	0	15	25	0.00	0.000																


Batter	1	2	3	4	5	6	7	8	9	AB	R	H	RBI	BB	SO	LOB	BOTTOM																	
Tony Womack, L (1, 6)										5	0	1	0	0	0	1	<b>San Diego Padres @ Arizona Diamondbacks</b> Bank One Ballpark, Phoenix, AZ Mon Jun 19 2000, 10:05 PM EDT Att: 37,336 - Dome - 72 F <a href="http://livebaseballscorecards.com">livebaseballscorecards.com</a>																	
Jay Bell, R (1, 4)										3	1	0	0	2	1	3																		
Luis Gonzalez, L (1, 7)										3	1	2	0	2	0	0																		
Matt Williams, R (1, 5)										4	0	1	0	1	1	6																		
Steve Finley, L (1, 8)										4	0	1	2	1	0	1																		
Greg Colbrunn, R (1, 3)										1	0	0	0	2	0	0																		
Travis Lee, L (1, 9)										4	0	0	1	0	0	5																		
Damian Miller, R (1, 2)										4	0	0	0	0	2	3																		
Randy Johnson, R (1, 1) ERA: 3.26	5.0	20	3	0	0	2	3	0	0	0	0	0	0	0	0	0		<b>San Diego Padres @ Arizona Diamondbacks</b> Bank One Ballpark, Phoenix, AZ Mon Jun 19 2000, 10:05 PM EDT Att: 37,336 - Dome - 72 F <a href="http://livebaseballscorecards.com">livebaseballscorecards.com</a>																
Craig Counsell, L (7, PH) ERA: 4.59	2.0	8	1	0	0	1	0	0	1	0	0	0	0	0	0	0																		
Vicente Padilla, R (8, 1)	0.1	4	2	2	2	1	1	0	0	0	0	0	0	0	0	0																		
Danny Bautista, R (8, PH) ERA: 3.13	1.1	9	1	1	1	0	3	1	0	0	0	0	0	0	0	0																		
Brandon Kolb, R (8, 1) ERA: 4.91	1.1	9	1	1	1	0	3	1	0	0	0	0	0	0	0	0																		
<b>Inning Stats</b>	R: 0 E: 0 K: 0 S: 5	H: 0 LOB: 1 BB: 1 P: 12	R: 0 E: 0 K: 0 S: 7	H: 0 LOB: 0 BB: 0 P: 9	R: 0 E: 0 K: 2 S: 12	H: 3 LOB: 3 BB: 0 P: 15	R: 0 E: 0 K: 0 S: 11	H: 0 LOB: 1 BB: 1 P: 17	R: 0 E: 0 K: 0 S: 12	H: 0 LOB: 0 BB: 1 P: 19	R: 0 E: 0 K: 0 S: 8	H: 1 LOB: 2 BB: 0 P: 15	R: 0 E: 0 K: 1 S: 7	H: 0 LOB: 0 BB: 0 P: 11	R: 2 E: 0 K: 1 S: 14	H: 2 LOB: 2 BB: 2 P: 25	R: 1 E: 0 K: 0 S: 9	H: 1 LOB: 3 BB: 3 P: 28	1B: 7 2B: 0 3B: 0 HR: 0	SF: 0 SAC: 0 DP: 0 HBP: 1	WP: 2 PB: 0 SB: 0 CS: 1	PA: 42												
<b>PITCHER</b>	IP WLS BF H R ER SO BB IBB HBP BLK WP HR S P ERA WHIP																																	
32 Stan Spencer, R (1, 1) ERA: 3.26	5.0	20	3	0	0	2	3	0	0	0	0	0	0	0	0	0	0.00	1.200																
Carlos Reyes, R (6, 1) ERA: 4.59	2.0	8	1	0	0	1	0	0	1	0	0	0	0	0	0	0	0.00	0.500																
Matt Whiteside, R (8, 1) ERA: 3.13	0.1	4	2	2	2	1	1	0	0	0	0	0	0	0	0	0	54.00	9.000																
Brandon Kolb, R (8, 1) ERA: 4.91	1.1	9	1	1	1	0	3	1	0	0	0	0	0	0	0	0	6.75	3.000																



Batter	1	2	3	4	5	6	7	8	9	AB	R	H	RBI	BB	SO	LOB	TOP											
<b>Eric Owens, R</b> OBP: 0.381, SLG: 0.428 (1, 9)	G6-3		K			G6-3		G4-3		4	0	0	0	0	1	1	<b>San Diego Padres @ Arizona Diamondbacks</b> Bank One Ballpark, Phoenix, AZ Tue Jun 20 2000, 10:05 PM EDT Att: 30,011 - Cloudy - 82°F											
<b>Al Martin, L</b> OBP: 0.358, SLG: 0.506 (1, 7)	L6			K		P4		IBB		3	0	0	0	0	1	0												
<b>Ed Sprague, R</b> OBP: 0.359, SLG: 0.667 (8, PH)										0	0	0	0	1	0	0												
<b>29 Kory DeHaan, L</b> OBP: 0.220, SLG: 0.255 (8, PR)										0	0	0	0	0	0	0												
<b>Ryan Klesko, L</b> OBP: 0.408, SLG: 0.613 (1, 3)	1B			HR		HR		K		4	2	3	2	0	1	2												
<b>Phil Nevin, R</b> OBP: 0.342, SLG: 0.535 (1, 5)	F3			K		G6-3				4	0	1	0	0	1	1												
<b>Carlos Hernandez, R</b> OBP: 0.319, SLG: 0.344 (1, 2)		G4-3		G6-3			G5-3		2B	4	0	0	0	0	1	1												
<b>Bret Boone, R</b> OBP: 0.310, SLG: 0.395 (1, 4)		G5-3				SF9	1B			4	1	1	0	0	2	1												
<b>Ruben Rivera, R</b> OBP: 0.335, SLG: 0.474 (1, 8)		K				SF9		P4		3	0	0	1	0	2	1												
<b>Damian Jackson, R</b> OBP: 0.368, SLG: 0.395 (1, 6)						K		G4-3	1B	3	0	2	0	0	1	0												
<b>Brian Tolberg, R</b> (1, 1)						K		K		2	0	0	0	0	2	1												
<b>Dave Magadan, L</b> OBP: 0.298, SLG: 0.235 (8, PH)				K		K		K		1	0	0	0	0	1	1												
<b>Kevin Walker, L</b> OBP: 0.250, SLG: 0.250 (8, 1)				K		K		K		0	0	0	0	0	0	0												
<b>Trevor Hoffman, R</b> (9, 1)				K		K		K		0	0	0	0	0	0	0												
<b>Inning Stats</b>	R: 0 E: 0 K: 0 S: 9	H: 1 LOB: 1 BB: 0 P: 15	R: 0 E: 0 K: 1 S: 8	H: 0 LOB: 0 BB: 0 P: 10	R: 0 E: 0 K: 2 S: 8	H: 1 LOB: 0 BB: 0 P: 8	R: 1 E: 0 K: 2 S: 9	H: 1 LOB: 0 BB: 0 P: 13	R: 1 E: 0 K: 2 S: 12	H: 1 LOB: 0 BB: 0 P: 17	R: 1 E: 0 K: 0 S: 8	H: 0 LOB: 0 BB: 0 P: 11	R: 0 E: 0 K: 2 S: 10	H: 1 LOB: 3 BB: 1 P: 22	R: 0 E: 0 K: 2 S: 9	H: 1 LOB: 1 BB: 0 P: 14	1B: 4 2B: 1 3B: 0 HR: 2	SF: 1 SAC: 0 DP: 0 HBP: 0	WP: 0 PB: 0 SB: 3 CS: 0	PA: 34								
<b>PITCHER</b>	IP	WLS	BF	H	R	ER	SO	BB	IBB	HBP	BLK	WP	HR	S	P	ERA	WHIP											
<b>Todd Stottlemyre, R</b> ERA: 4.18	(1, 1)	7.2	L	28	6	3	2	10	0	0	0	0	0	2	69	95	2.35	0.783										
<b>Dan Plesac, L</b> ERA: 2.95	(8, 1)	0.1		2	0	0	0	1	0	1	0	0	0	0	3	10	0.00	0.000										
<b>Matt Mantei, R</b> ERA: 10.65	(9, 1)	1.0		4	1	0	0	2	0	0	0	0	0	0	9	14	0.00	1.000										

Batter	1	2	3	4	5	6	7	8	9	AB	R	H	RBI	BB	SO	LOB	BOTTOM										
<b>Tony Womack, L</b> OBP: 0.310, SLG: 0.419 (1, 6)	G5-3		F7			E4		G4-3		4	0	0	0	0	0	0	<b>San Diego Padres @ Arizona Diamondbacks</b> Bank One Ballpark, Phoenix, AZ Tue Jun 20 2000, 10:05 PM EDT Att: 30,011 - Cloudy - 82°F										
<b>Jay Bell, R</b> OBP: 0.384, SLG: 0.446 (1, 4)	G4-3			K		K		F7		3	0	0	0	0	2	1											
<b>Craig Counsell, L</b> OBP: 0.414, SLG: 0.654 (6, 4)										1	0	0	0	0	0	0											
<b>Luis Gonzalez, L</b> OBP: 0.403, SLG: 0.568 (1, 7)	FC6-4					F9			2B	3	0	1	0	1	0	0											
<b>Matt Williams, R</b> OBP: 0.319, SLG: 0.398 (1, 5)	FC6-4			FC5-4	1B	G5-3			K	3	0	0	0	1	1	2											
<b>Steve Finley, L</b> OBP: 0.368, SLG: 0.587 (1, 8)			F8			P6			BB	3	0	1	0	1	0	0											
<b>Greg Colbrunn, R</b> OBP: 0.472, SLG: 0.602 (1, 3)	G6-3			FC5-4		F2		F3		4	0	0	0	0	0	4											
<b>Travis Lee, L</b> OBP: 0.333, SLG: 0.449 (1, 9)			K			K		K		3	1	0	0	1	3	2											
<b>Kelly Stinnett, R</b> OBP: 0.287, SLG: 0.430 (1, 2)						G6-3				3	0	0	0	0	2	1											
<b>Todd Stottlemyre, L</b> OBP: 0.259, SLG: 0.360 (8, 1)								F5		1	0	0	0	0	1	0											
<b>Danny Bautista, R</b> OBP: 0.227, SLG: 0.381 (8, PH)										0	0	0	0	0	0	0											
<b>Matt Mantei, R</b> (9, 1)										0	0	0	0	0	0	0											
<b>Inning Stats</b>	R: 0 E: 0 K: 0 S: 9	H: 0 LOB: 1 BB: 1 P: 14	R: 0 E: 0 K: 1 S: 7	H: 0 LOB: 0 BB: 0 P: 12	R: 0 E: 0 K: 2 S: 9	H: 0 LOB: 0 BB: 0 P: 13	R: 0 E: 0 K: 1 S: 10	H: 1 LOB: 2 BB: 1 P: 19	R: 1 E: 1 K: 2 S: 12	H: 0 LOB: 1 BB: 1 P: 18	R: 0 E: 0 K: 0 S: 6	H: 0 LOB: 0 BB: 0 P: 9	R: 0 E: 0 K: 1 S: 7	H: 0 LOB: 0 BB: 0 P: 9	R: 0 E: 0 K: 0 S: 10	H: 0 LOB: 2 BB: 1 P: 23	1B: 1 2B: 1 3B: 0 HR: 0	SF: 0 SAC: 1 DP: 0 HBP: 0	WP: 0 PB: 0 SB: 0 CS: 0	PA: 34							
<b>PITCHER</b>	IP	WLS	BF	H	R	ER	SO	BB	IBB	HBP	BLK	WP	HR	S	P	ERA	WHIP										
<b>Brian Tolberg, R</b> ERA: 4.6	(1, 1)	7.0	W	26	1	1	0	7	3	0	0	0	0	60	94	0.00	0.571										
<b>Kevin Walker, L</b> ERA: 4.6	(8, 1)	1.0	H	3	0	0	0	0	0	0	0	0	0	10	17	0.00	0.000										
<b>Trevor Hoffman, R</b> ERA: 2.51	(9, 1)	1.0	S	5	1	0	0	2	1	0	0	0	0	12	23	0.00	2.000										

**San Diego Padres**  


**San Diego Padres @ Arizona Diamondbacks**  




Batter	1	2	3	4	5	6	7	8	9	AB	R	H	RBI	BB	SO	LOB	TOP										
<b>Eric Owens, R</b> OBP: 0.389, SLG: 0.442	0-0 BB HBP 1B	3-2 HBP		1-0 1-H HR		4-1 CS BB			0-0 E3 HR	3	3	2	2	1	0	0	<b>San Diego Padres @ Arizona Diamondbacks</b> Bank One Ballpark, Phoenix, AZ Wed Jun 21 2000, 10:05 PM EDT Att: 33,003 - Dome - 72 F <a href="http://livebaseballscorecards.com">livebaseballscorecards.com</a>										
<b>Ruben Rivera, R</b> OBP: 0.333, SLG: 0.464	4-2 HBP BB SF8	3-2 P3		2-3 K		2-1 G6-3			3-3 K	3	1	0	0	1	1	3											
<b>Dave Magadan, L</b> OBP: 0.283, SLG: 0.231	1-2 HBP BB SF8					1-2				1	0	0	0	0	1	1											
<b>Ed Sprague, R</b> OBP: 0.364, SLG: 0.667										3	1	1	0	1	1	2											
<b>Ryan Klesko, L</b> OBP: 0.411, SLG: 0.631										1	1	1	2	0	0	0											
<b>Phil Nevin, R</b> OBP: 0.343, SLG: 0.535	4-0 SF8 HBP BB									4	1	1	1	1	2	1											
<b>Carlos Hernandez, R</b> OBP: 0.318, SLG: 0.338	2-1 HBP BB									3	0	0	1	0	0	2											
<b>Matt Whiteside, R</b> OBP: 0.216, SLG: 0.250	1-2 HBP									0	0	0	0	0	0	0											
<b>29 Kory DeHaan, L</b> OBP: 0.216, SLG: 0.250	1-2 HBP									1	0	0	0	0	1	0											
<b>Bret Boone, R</b> OBP: 0.309, SLG: 0.394	3-2 SF8									3	0	1	2	0	0	1											
<b>Damian Jackson, R</b> OBP: 0.364, SLG: 0.390	2-3 3-H G6-3									3	0	0	0	0	0	3											
<b>Wiki Gonzalez, R</b> OBP: 0.352, SLG: 0.376										1	0	0	0	0	1	0											
<b>Chris Gomez, R</b> OBP: 0.306, SLG: 0.222										4	0	1	0	0	0	0											
<b>Brian Meadows, R</b> OBP: 0.115, SLG: 0.115										1	0	0	0	0	0	0											
<b>Brandon Kolb, R</b> OBP: 0.115, SLG: 0.115										1	1	0	0	0	0	0											
<b>Carlos Reyes, S</b> OBP: 0.359, SLG: 0.515										0	0	0	0	0	0	0											
<b>Al Martin, L</b> OBP: 0.359, SLG: 0.515										2	0	1	0	0	0	1											
<b>Carlos Almanzar, R</b> OBP: 0.359, SLG: 0.515										0	0	0	0	0	0	0											
<b>Inning Stats</b>	R: 2 E: 0 K: 1 S: 14	H: 1 LOB: 2 BB: 2 P: 32	R: 0 E: 0 K: 0 S: 9	H: 0 LOB: 1 BB: 0 P: 16	R: 0 E: 0 K: 0 S: 5	H: 1 LOB: 1 BB: 0 P: 10	R: 2 E: 1 K: 1 S: 8	H: 1 LOB: 0 BB: 0 P: 12	R: 2 E: 0 K: 0 S: 10	H: 2 LOB: 0 BB: 1 P: 18	R: 0 E: 0 K: 1 S: 6	H: 1 LOB: 1 BB: 1 P: 15	R: 0 E: 0 K: 1 S: 11	H: 0 LOB: 0 BB: 0 P: 16	R: 0 E: 0 K: 1 S: 9	H: 1 LOB: 1 BB: 0 P: 13	R: 2 E: 1 K: 3 S: 14	H: 1 LOB: 0 BB: 0 P: 21	1B: 3 2B: 2 3B: 1 HR: 2	SF: 1 SAC: 0 DP: 1 HBP: 2	WP: 0 PB: 0 SB: 0 CS: 1	PA: 41					
<b>PITCHER</b>	IP	WLS	BF	H	R	ER	SO	BB	IBB	HBP	BLK	WP	HR	S	P	ERA	WHIP										
<b>Omar Daal, L</b> ERA: 6.75	4.0		22	4	6	4	2	3	0	2	0	0	1	41	82	9.00	1.750										
<b>Mike Morgan, R</b> ERA: 3.44	3.0	W	10	2	0	0	1	1	0	0	0	0	0	22	37	0.00	1.000										
<b>Vicente Padilla, R</b> ERA: 0.89	1.0		4	1	0	0	1	0	0	0	0	0	0	9	13	0.00	1.000										
<b>Byung-Hyun Kim, R</b> ERA: 2.1	1.0		5	1	2	1	3	0	0	0	0	0	1	14	21	9.00	1.000										

Batter	1	2	3	4	5	6	7	8	9	AB	R	H	RBI	BB	SO	LOB	BOTTOM										
<b>Tony Womack, L</b> OBP: 0.317, SLG: 0.438	0-1 1B 3B	1-1 3B	0-0 FC4-6		1-0 1-3 2-H 1B	2-2 F7		1-1 1B		6	1	4	1	0	0	3	<b>San Diego Padres @ Arizona Diamondbacks</b> Bank One Ballpark, Phoenix, AZ Wed Jun 21 2000, 10:05 PM EDT Att: 33,003 - Dome - 72 F <a href="http://livebaseballscorecards.com">livebaseballscorecards.com</a>										
<b>Craig Counsell, L</b> OBP: 0.429, SLG: 0.600	3-1 P5	1-1 G6-3		4-0 E BB	3-2 G5-3		4-1 1B BB	2-1 1B		4	0	1	0	2	0	4											
<b>Luis Gonzalez, L</b> OBP: 0.402, SLG: 0.561	1-0 1B E 3-H	0-1 G1-3		0-1 E3 1-3 1-4-3		4-2 1B BB	0-1 F7	1-3 K		5	2	1	1	1	1	5											
<b>Steve Finley, L</b> OBP: 0.375, SLG: 0.588	0-0 E 1B		4-2 HBP 1B BB	0-3 K		0-0 1B 1B	4-0 1B BB			3	3	2	0	2	1	2											
<b>Greg Colbrunn, R</b> OBP: 0.469, SLG: 0.590	1-0 E5		1-0 1B BB	0-0 L4-3		1-3 K	2-0 FC4-6			2	0	0	0	0	0	3											
<b>Vicente Padilla, R</b> OBP: 0.230, SLG: 0.250	1-2 3-H 1B		1-2 G3-2-3 HBP	1-2 1B		1-3 2-H 1B	1-3 2-H 1B			0	0	0	0	0	0	0											
<b>Byung-Hyun Kim, R</b> OBP: 0.230, SLG: 0.380	1-2 3-H 1B		1-2 G3-2-3 HBP	1-2 1B		1-3 2-H 1B	1-3 2-H 1B			0	0	0	0	0	0	0											
<b>Travis Lee, L</b> OBP: 0.346, SLG: 0.456	3-2 1B		2-2 G3-2-3 BB		4-0 G6-4-3 BB	0-0 BB 1B	0-1 FC4-6			4	2	3	3	1	0	2											
<b>Damian Miller, R</b> OBP: 0.328, SLG: 0.484	2-0 F7		4-0 G3-2-3 1B BB		2-0 G6-4-3	2-1 FC6-4 BB		0-1 HR		4	2	2	2	1	0	3											
<b>Hanley Frias, S</b> OBP: 0.268, SLG: 0.226	2-3 K		0-0 G3-2-3		4-0 1B BB	4-0 FC6-4 BB		2-0 F8		3	1	0	0	2	1	5											
<b>Omar Daal, L</b> OBP: 0.269, SLG: 0.280			0-0 G4-3		0-1 1B	0-0 FC6-4		0-0 G5-3		2	0	1	2	0	0	0											
<b>Mike Morgan, R</b> OBP: 0.250, SLG: 0.250					0-1 1B	0-0 FC6-4				1	0	0	0	0	1	2											
<b>Danny Bautista, R</b> OBP: 0.230, SLG: 0.380					1-2 1B	1-2 1B				3	0	1	1	0	0	2											
<b>Bernard Gilkey, R</b> OBP: 0.185, SLG: 0.205					1-2 1B	1-2 1B				1	0	1	0	0	0	0											
<b>Inning Stats</b>	R: 3 E: 1 K: 1 S: 14	H: 4 LOB: 2 BB: 0 P: 26	R: 0 E: 0 K: 0 S: 7	H: 1 LOB: 1 BB: 0 P: 9	R: 3 E: 0 K: 0 S: 14	H: 2 LOB: 1 BB: 2 P: 26	R: 0 E: 1 K: 1 S: 7	H: 0 LOB: 1 BB: 1 P: 11	R: 1 E: 0 K: 0 S: 8	H: 2 LOB: 2 BB: 2 P: 22	R: 3 E: 0 K: 1 S: 13	H: 3 LOB: 2 BB: 2 P: 26	R: 0 E: 0 K: 0 S: 6	H: 1 LOB: 2 BB: 2 P: 16	R: 1 E: 0 K: 1 S: 11	H: 3 LOB: 2 BB: 0 P: 17	R: 1 E: 0 K: 1 S: 14	H: 1 LOB: 0 BB: 0 P: 21	1B: 13 2B: 1 3B: 2 HR: 1	SF: 0 SAC: 0 DP: 3 HBP: 1	WP: 0 PB: 0 SB: 1 CS: 0	PA: 48					
<b>PITCHER</b>	IP	WLS	BF	H	R	ER	SO	BB	IBB	HBP	BLK	WP	HR	S	P	ERA	WHIP										
<b>Brian Meadows, R</b> ERA: 5.31	2.0		16	6	6	5	1	2	0	0	0	0	0	12	21	4.50	1.500										
<b>Brandon Kolb, R</b> ERA: 4.15	2.0		8	1	1	1	1	2	0	0	0	0	0	11	25	18.00	5.000										
<b>Carlos Reyes, R</b> ERA: 5.79	1.0	L	7	3	2	2	0	2	0	0	0	0	0	13	30	6.75	3.750										
<b>Carlos Almanzar, R</b> ERA: 4.74	1.1		9	2	1	1	1	3	0	0	0	0	0	13	30	6.75	3.750										
<b>Matt Whiteside, R</b> ERA: 3.28	1.2		8	4	1	1	1	0	0	0	0	0	1	14	22	5.40	2.400										







Batter	1	2	3	4	5	6	7	8	9	AB	R	H	RBI	BB	SO	LOB	TOP								
<b>Eric Owens, R</b> OBP: 0.391, SLG: 0.446 (1, 9)	0-1 FC6-4 1B	1-0 2B		2-0 FC6-4 1B		1-1 F9		0-0 G4-3		5	0	3	1	0	0	1									
<b>Damian Jackson, R</b> OBP: 0.387, SLG: 0.387 (1, 7)	0-0 FC6-4 1B	0-0 G4-3		4-1 FC6-4 1B		2-0		2-3 K		2	0	0	0	1	0	3									
<b>Al Martin, L</b> OBP: 0.361, SLG: 0.510 (6, PH) (6, 7)				1-2 BB		1-2 1B				2	0	1	0	0	1	0									
<b>Ed Sprague, R</b> OBP: 0.349, SLG: 0.637 (1, 3)	1-2 F7			0-0 FC6-4		1-3 K		1-1 P4		5	0	0	0	0	1	5									
<b>Phil Nevin, R</b> OBP: 0.341, SLG: 0.522 (1, 5)	0-0 1B		0-1 G6-3		4-1 FC3-6 BB		2-2 G1-3		1-1 F2	4	0	1	0	1	0	2									
<b>Bret Boone, R</b> OBP: 0.319, SLG: 0.437 (1, 4)	1-2 F9		2-1		1-2 FC3-6 HR		1-0		0-2 F8	5	1	2	0	0	0	3									
<b>Ruben Rivera, R</b> OBP: 0.337, SLG: 0.507 (1, 8)		0-0 F9	1-2 G5-3		1-0 HR		1-0 FC6-4		0-0 1B	5	2	2	2	0	0	2									
<b>Wiki Gonzalez, R</b> OBP: 0.345, SLG: 0.367 (1, 2)		3-1 P5		3-1 F9		1-0 P5		1-2 FC6-4		5	0	1	0	0	0	1									
<b>16 Kevin Nicholson, S</b> OBP: 0.500, SLG: 0.857 (1, 6)		4-1 WP 2B BB		2-1 HR		3-1 G5-3		0-0 1B		4	2	3	2	1	0	0									
<b>Matt Clement, R</b> OBP: 0.181, SLG: 0.143 Carlos Hernandez, R OBP: 0.228, SLG: 0.340 Brandon Kolb, R OBP: 0.348, SLG: 0.625 Ryan Klesko, L OBP: 0.348, SLG: 0.625 Carlos Almanzar, R OBP: 0.310, SLG: 0.526 (1, 1) (5, PH) (5, 1) (7, PH) (7, 1) (5, PH)		4-2 2B BB		1-2 L4		3-2 1B		1-1 G6-3		1	0	0	0	1	0	0									
<b>Inning Stats</b>	R: 0 E: 0 K: 0 S: 10	H: 2 LOB: 2 BB: 0 P: 12	R: 1 E: 0 K: 0 S: 11	H: 1 LOB: 2 BB: 2 P: 23	R: 0 E: 0 K: 0 S: 8	H: 1 LOB: 1 BB: 0 P: 12	R: 1 E: 0 K: 0 S: 10	H: 2 LOB: 2 BB: 1 P: 22	R: 2 E: 0 K: 0 S: 8	H: 1 LOB: 0 BB: 1 P: 18	R: 0 E: 0 K: 1 S: 14	H: 2 LOB: 2 BB: 0 P: 23	R: 0 E: 0 K: 0 S: 8	H: 2 LOB: 0 BB: 0 P: 12	R: 0 E: 0 K: 1 S: 11	H: 0 LOB: 0 BB: 0 P: 14	R: 1 E: 0 K: 1 S: 17	H: 3 LOB: 2 BB: 0 P: 21	1B: 10 2B: 2 3B: 0 HR: 2	SF: 0 SAC: 0 DP: 0 HBP: 0	WP: 1 PB: 0 SB: 0 CS: 0	PA: 45			
<b>PITCHER</b>	IP	WLS	BF	H	R	ER	SO	BB	IBB	HBP	BLK	WP	HR	S	P	ERA	WHIP								
<b>Ron Villone, L</b> ERA: 5.51 (1, 1)	5.0	W	27	8	4	4	0	4	0	0	0	1	2	51	94	7.20	2.400								
<b>Elmer Dessens, R</b> ERA: 5.14 (6, 1)	4.0	S	18	6	1	1	3	0	0	0	0	0	0	46	63	2.25	1.500								

San Diego Padres @ Cincinnati Reds  
Cinergy Field, Cincinnati, OH  
Sat Jun 24 2000, 7:05 PM EDT  
Att: 43,033 - Sunny - 79 F

AB 41  
R 5  
H 14  
RBI 5  
BB 4  
SO 3  
LOB 21



Batter	1	2	3	4	5	6	7	8	9	AB	R	H	RBI	BB	SO	LOB	BOTTOM								
<b>Pokey Reese, R</b> OBP: 0.340, SLG: 0.400 (1, 4)	3-2 1B		0-3 K			1-2 1B		2-2 F8		2	1	1	0	0	0	2									
<b>Juan Castro, R</b> OBP: 0.283, SLG: 0.429 (3, 4)										3	1	1	0	0	1	1									
<b>Barry Larkin, R</b> OBP: 0.396, SLG: 0.512 (1, 6)	1-0 1B	1-0 PB BB 1B		0-1 HR		2-1 FC3-6 1B		1-2 HR		5	4	5	4	0	0	0									
<b>Ken Griffey Jr., L</b> OBP: 0.401, SLG: 0.542 (1, 8)	1-2 1B	4-1 PB BB		1-2 G4-3		2-3 K		0-0 G3-1		4	1	1	1	1	1	2									
<b>Dante Bichette, R</b> OBP: 0.335, SLG: 0.469 (1, 9)	3-3 K	2-2 3B 1B		1-1 L1		0-0 FC3-6 1B		0-0 G5-3		5	1	2	2	0	1	2									
<b>Dmitri Young, S</b> OBP: 0.320, SLG: 0.431 (1, 7)	1-1 F7	0-1 3B		2-3 K		1-1 FC3-6		1-0 G6-3		5	0	1	2	0	1	4									
<b>Sean Casey, L</b> OBP: 0.330, SLG: 0.351 (1, 3)	0-1 F7	4-2 BB		2-1 G4-3		0-0 E3		1-0 1B		4	0	1	0	1	0	3									
<b>Aaron Boone, R</b> OBP: 0.356, SLG: 0.467 (1, 5)		1-2 K		1-0 1B		3-3 G5-3		1-3 K		5	0	2	0	0	2	5									
<b>Eddie Taubensee, L</b> OBP: 0.343, SLG: 0.391 (1, 2)		4-1 FC5 1B BB		1-0 G4-3		1-0 F7		2-0 F8		3	1	0	0	1	0	1									
<b>Ron Villone, L</b> OBP: 0.120, SLG: 0.160 Elmer Dessens, R OBP: 0.333, SLG: 0.333 (1, 1) (6, 1)		0-0 FC5 1B PB		2-3 K		0-1 G6-3		0-1 HR		3	1	0	0	0	1	3									
<b>Inning Stats</b>	R: 1 E: 0 K: 1 S: 15	H: 3 LOB: 2 BB: 0 P: 24	R: 5 E: 0 K: 1 S: 18	H: 4 LOB: 3 BB: 3 P: 35	R: 0 E: 0 K: 2 S: 7	H: 0 LOB: 0 BB: 0 P: 10	R: 1 E: 0 K: 1 S: 10	H: 1 LOB: 0 BB: 0 P: 14	R: 0 E: 0 K: 0 S: 6	H: 1 LOB: 1 BB: 0 P: 10	R: 2 E: 1 K: 1 S: 14	H: 3 LOB: 2 BB: 0 P: 20	R: 2 E: 0 K: 0 S: 10	H: 2 LOB: 0 BB: 0 P: 15	R: 0 E: 0 K: 1 S: 7	H: 1 LOB: 1 BB: 0 P: 10	1B: 12 2B: 0 3B: 1 HR: 2	SF: 0 SAC: 0 DP: 0 HBP: 0	WP: 0 PB: 1 SB: 0 CS: 0	PA: 43					
<b>PITCHER</b>	IP	WLS	BF	H	R	ER	SO	BB	IBB	HBP	BLK	WP	HR	S	P	ERA	WHIP								
<b>Matt Clement, R</b> ERA: 5.19 (1, 1)	5.0	L	27	8	4	7	5	3	0	0	0	0	0	14	20	12.60	2.400								
<b>Brandon Kolb, R</b> ERA: 4.5 (6, 1)	1.0		7	3	2	1	1	0	0	0	0	0	0	1	17	9.00	1.500								
<b>Carlos Almanzar, R</b> ERA: 4.95 (7, 1)	2.0		9	3	2	2	1	0	0	0	0	0	1	17	25	9.00	1.500								

San Diego Padres @ Cincinnati Reds  
Cinergy Field, Cincinnati, OH  
Sat Jun 24 2000, 7:05 PM EDT  
Att: 43,033 - Sunny - 79 F

AB 40  
R 11  
H 15  
RBI 9  
BB 3  
SO 7  
LOB 23





Batter	1	2	3	4	5	6	7	8	9	AB	R	H	RBI	BB	SO	LOB	TOP											
<b>Eric Owens, R</b> OBP: 0.395, SLG: 0.447 (1, 9)	4-1 1B G5-4-3 BB		1-2 1B BB	2-1 1B		0-2 F8			1-1 G5-3	4	2	2	0	1	0	0	<b>San Diego Padres @ Cincinnati Reds</b> Cinergy Field, Cincinnati, OH Sun Jun 25 2000, 1:15 PM EDT Att: 33,247 - Sunny - 81 F											
<b>Al Martin, L</b> OBP: 0.361, SLG: 0.508 <b>29 Kory DeHaan, L</b> OBP: 0.212, SLG: 0.245 (1, 7) (9, 9)	0-1 G5-4-3 BB 1B		2-0 BB BB SF8	0-1 G3		0-0 F7			0-0 F4	5	1	2	0	0	0	1												
<b>Ryan Klesko, L</b> OBP: 0.408, SLG: 0.629 (1, 3)	4-2 G5-4-3 BB		4-2 SF8 BB SF7 BB		0-0 F9				0-0 F8	2	1	0	0	2	0	0												
<b>Phil Nevin, R</b> OBP: 0.340, SLG: 0.517 (1, 5)	1-1 G5-4-3		4-1 SF8 BB		1-3 K				2-2 F9	3	0	0	1	1	1	2												
<b>Bret Boone, R</b> OBP: 0.318, SLG: 0.439 (1, 4)	0-1 F7		2-1 SF8		0-0 2B				1-2 L8	3	1	1	1	0	0	1												
<b>Carlos Hernandez, R</b> OBP: 0.322, SLG: 0.352 (1, 2)		0-3 K	1-2 SF7		0-0 FC6-4 2B				2-3 K	3	0	1	2	0	2	0												
<b>Ruben Rivera, R</b> OBP: 0.341, SLG: 0.503 (1, 8)		3-2 1B	3-H F8		4-0 FC6-4 IBB				1-1 F8	3	0	1	0	1	0	1												
<b>Damian Jackson, R</b> OBP: 0.361, SLG: 0.381 <b>Kevin Walker, L</b> OBP: 0.250, SLG: 0.250 <b>Trevor Hoffman, R</b> (8, 1) (8, 1)		2-2 F7		2-2 G5-3		1-1 FC6-4			1-3 K	4	0	0	0	0	1	3												
<b>Brian Tolberg, R</b> <b>16 Kevin Nicholson, S</b> OBP: 0.444, SLG: 0.750 (1, 1) (8, 6)	0-1 F9		0-0 G4-3		0-0 G4-3				2-2 G5-3	3	0	0	0	0	0	1												
<b>Inning Stats</b>	R: 1 E: 0 K: 0 S: 11	H: 1 LOB: 1 BB: 2 P: 20	R: 0 E: 0 K: 1 S: 11	H: 1 LOB: 1 BB: 0 P: 16	R: 3 E: 0 K: 0 S: 15	H: 2 LOB: 1 BB: 2 P: 30	R: 0 E: 0 K: 0 S: 8	H: 1 LOB: 1 BB: 0 P: 12	R: 1 E: 0 K: 1 S: 8	H: 2 LOB: 0 BB: 1 P: 14	R: 0 E: 0 K: 0 S: 12	H: 0 LOB: 0 BB: 0 P: 15	R: 0 E: 0 K: 2 S: 8	H: 0 LOB: 0 BB: 0 P: 12	R: 0 E: 0 K: 0 S: 6	H: 0 LOB: 0 BB: 0 P: 9		1B: 5 2B: 2 3B: 0 HR: 0	SF: 2 SAC: 0 DP: 1 HBP: 0	WP: 0 PB: 0 SB: 0 CS: 0	PA: 38							
<b>PITCHER</b>	IP	WLS	BF	H	R	ER	SO	BB	IBB	HBP	BLK	WP	HR	S	P	ERA	WHIP											
<b>Oswaldo Fernandez, R</b> ERA: 3.21 <b>Manny Aybar, R</b> ERA: 4.91 <b>Scott Sullivan, R</b> ERA: 5.09 <b>Dennys Reyes, L</b> ERA: 6.14	(1, 1) (8, 1) (8, 1) (9, 1)	5.0 2.0 1.0 1.0	L 0 3	26 0 0	7 0 0	5 0 0	2 0 2	0 0 0	4 0 0	1 0 0	0 0 0	0 0 0	0 0 0	0 0 6	53 19 8	23 12 9	0.00 0.00 0.00 0.00	2.200 0.000 0.000 0.000										

AB	31
R	5
H	7
RBI	4
BB	5
SO	4
LOB	9



Batter	1	2	3	4	5	6	7	8	9	AB	R	H	RBI	BB	SO	LOB	BOTTOM										
<b>Juan Castro, R</b> OBP: 0.262, SLG: 0.393 (1, 4)	1-3 K		1-1 F8		0-3 K		0-1 FC6-4		0-1 F7	5	0	0	0	0	2	6	<b>San Diego Padres @ Cincinnati Reds</b> Cinergy Field, Cincinnati, OH Sun Jun 25 2000, 1:15 PM EDT Att: 33,247 - Sunny - 81 F										
<b>Barry Larkin, R</b> OBP: 0.391, SLG: 0.510 (1, 6)	1-2 F8		0-0 2B		0-3 K				1-0 L5	5	0	1	0	0	1	2											
<b>Ken Griffey Jr., L</b> OBP: 0.401, SLG: 0.538 (1, 8)	3-3 K		0-1 F9			1-1 1B			4-2 1B BB	4	1	1	0	1	1	2											
<b>Dante Bichette, R</b> OBP: 0.336, SLG: 0.467 (1, 9)		0-0 L6		0-0 G6-3		1-0 F5			1-2 1B 1B	5	1	2	0	0	0	1											
<b>Michael Tucker, L</b> OBP: 0.393, SLG: 0.568 <b>Dmitri Young, S</b> OBP: 0.316, SLG: 0.427 (1, 7) (8, PH) (9, 7)		2-1 2B		1-3 K		2-3 K			2-3 K	3	0	1	0	0	2	1											
<b>Sean Casey, L</b> OBP: 0.325, SLG: 0.348 (1, 3)		3-1 G1-3		0-0 L3		2-3 K			2-0 1B 1B	4	1	1	1	0	1	2											
<b>Aaron Boone, R</b> OBP: 0.362, SLG: 0.469 (1, 5)		2-2 F9			0-1 1B 1B				2-2 FC6-4 HBP	3	1	2	1	0	0	1											
<b>Benito Santiago, R</b> OBP: 0.304, SLG: 0.377 <b>Eddie Taubensee, L</b> OBP: 0.347, SLG: 0.394 (1, 2) (8, PH) (9, 2)			1-2 G6-3		2-1 F6				2-1 F8	3	0	0	0	0	0	2											
<b>Oswaldo Fernandez, R</b> OBP: 0.260, SLG: 0.143 <b>Hal Morris, L</b> OBP: 0.373, SLG: 0.370 <b>Manny Aybar, R</b> OBP: 0.250, SLG: 0.250 <b>Alex Ochoa, R</b> OBP: 0.402 <b>Scott Sullivan, R</b> OBP: 0.250, SLG: 0.250 <b>Chris Stynes, R</b> OBP: 0.402, SLG: 0.629 <b>Steve Parris, R</b> OBP: 0.150, SLG: 0.227 <b>Dennys Reyes, R</b> (1, 1) (5, PH) (8, 1) (7, PH) (8, 1) (8, PH) (8, PH) (9, 1)	(1, 1) (5, PH) (8, 1) (7, PH) (8, 1) (8, PH) (8, PH) (9, 1)	0.20 0.37 0.25 0.40 0.25 0.40 0.15 0.22	0 0 0 0 0 0 0 0	1 0 0 0 0 0 0 0	2 2 0 0 0 0 0 0	7 7 0 0 0 0 0 0	1 0 0 0 0 0 0 0	0 0 0 0 0 0 0 0	0 0 0 0 0 0 0 0	0 0 0 0 0 0 0 0	0 0 0 0 0 0 0 0	0 0 0 0 0 0 0 0	0 0 0 0 0 0 0 0	0 0 0 0 0 0 0 0	0 0 0 0 0 0 0 0	0 0 0 0 0 0 0 0											
<b>Inning Stats</b>	R: 0 E: 0 K: 2 S: 9	H: 0 LOB: 0 BB: 0 P: 14	R: 0 E: 0 K: 0 S: 8	H: 1 LOB: 1 BB: 0 P: 15	R: 0 E: 0 K: 0 S: 10	H: 2 LOB: 0 BB: 0 P: 13	R: 0 E: 0 K: 1 S: 5	H: 0 LOB: 0 BB: 0 P: 6	R: 0 E: 0 K: 2 S: 11	H: 2 LOB: 2 BB: 0 P: 14	R: 0 E: 0 K: 0 S: 10	H: 1 LOB: 1 BB: 0 P: 15	R: 0 E: 0 K: 0 S: 10	H: 0 LOB: 0 BB: 0 P: 14	R: 4 E: 0 K: 1 S: 22	H: 5 LOB: 2 BB: 1 P: 36		R: 0 E: 0 K: 1 S: 10	H: 1 LOB: 1 BB: 0 P: 14	1B: 10 2B: 2 3B: 0 HR: 0	SF: 0 SAC: 0 DP: 0 HBP: 1	WP: 0 PB: 0 SB: 0 CS: 0	PA: 41				
<b>PITCHER</b>	IP	WLS	BF	H	R	ER	SO	BB	IBB	HBP	BLK	WP	HR	S	P	ERA	WHIP										
<b>Brian Tolberg, R</b> ERA: 1.26 <b>Kevin Walker, L</b> ERA: 4.89 <b>Trevor Hoffman, R</b> ERA: 3.19	(1, 1) (8, 1) (8, 1)	7.1 0.1 1.1	W 3 S	31 2 7	7 2 3	2 0 2	2 0 1	0 0 0	0 0 0	0 0 0	0 0 0	0 0 0	0 0 0	69 10 15	104 16 21	2.46 0.00 13.50	1.091 6.000 2.250										





Batter	1	2	3	4	5	6	7	8	9	AB	R	H	RBI	BB	SO	LOB	TOP										
<b>Eric Owens, R</b> OBP: 0.398, SLG: 0.448 (1, 9)										4	1	2	1	1	0	2	<b>San Diego Padres @ Los Angeles Dodgers</b> Dodger Stadium, Los Angeles, CA Mon Jun 26 2000, 7:10 PM PDT Att: 26,417 - Sunny - 78 F										
<b>Ed Sprague, R</b> OBP: 0.336, SLG: 0.615 <b>Carlos Almanzar, R</b> (9, 1)										4	0	0	1	0	0	3											
<b>Ryan Klesko, L</b> OBP: 0.403, SLG: 0.617 (1, 3)										4	1	0	1	0	0	2											
<b>Phil Nevin, R</b> OBP: 0.341, SLG: 0.513 (1, 5)										4	2	1	0	1	0	1											
<b>Bret Boone, R</b> OBP: 0.320, SLG: 0.455 (1, 4)										4	1	2	5	0	0	0											
<b>Carlos Hernandez, R</b> OBP: 0.321, SLG: 0.349 (1, 2)										4	1	1	0	0	0	1											
<b>Ruben Rivera, R</b> OBP: 0.350, SLG: 0.500 (1, 8)										1	0	0	0	3	0	0											
<b>16 Kevin Nicholson, S</b> OBP: 0.385, SLG: 0.583 (1, 6)										4	1	1	1	0	0	2											
<b>Brian Meadows, R</b> OBP: 0.172, SLG: 0.172 <b>Matt Whiteside, R</b> (8, 1)										3	0	2	0	0	1	2											
<b>29 Kory DeHaan, L</b> OBP: 0.226, SLG: 0.245 (9, 9)										0	0	0	0	0	0	0											
<b>Inning Stats</b>	R: 0 E: 0 K: 0 S: 5	H: 0 LOB: 0 BB: 1 P: 11	R: 8 E: 0 K: 1 S: 20	H: 6 LOB: 1 BB: 2 P: 45	R: 0 E: 0 K: 0 S: 4	H: 1 LOB: 1 BB: 1 P: 10	R: 0 E: 0 K: 0 S: 6	H: 0 LOB: 0 BB: 0 P: 8	R: 0 E: 0 K: 0 S: 7	H: 0 LOB: 0 BB: 0 P: 11	R: 0 E: 0 K: 0 S: 6	H: 1 LOB: 0 BB: 0 P: 8	R: 0 E: 0 K: 0 S: 6	H: 0 LOB: 0 BB: 0 P: 8	R: 0 E: 0 K: 0 S: 9	H: 0 LOB: 1 BB: 1 P: 18	R: 1 E: 0 K: 0 S: 10	H: 1 LOB: 1 BB: 1 P: 16	1B: 7 2B: 1 3B: 0 HR: 1	SF: 1 SAC: 0 DP: 3 HBP: 1	WP: 1 PB: 0 SB: 2 CS: 0	PA: 40					
<b>PITCHER</b>	IP	WLS	BF	H	R	ER	SO	BB	IBB	HBP	BLK	WP	HR	S	P	ERA	WHIP										
<b>Orel Hershiser, R</b> ERA: 13.14 (1, 1)	1.2	L	14	6	8	8	1	3	0	0	0	1	1	24	54	43.20	5.400										
<b>Carlos Perez, L</b> ERA: 5.25 (2, 1)	4.1		14	2	0	0	0	1	0	0	0	0	0	24	39	0.00	0.692										
<b>Onan Masaoka, L</b> ERA: 3.21 (7, 1)	2.0		7	0	0	0	0	1	0	0	0	0	0	15	26	0.00	0.500										
<b>Jeff Shaw, R</b> ERA: 8.0 (9, 1)	1.0		5	1	1	1	0	1	0	0	0	0	0	10	16	9.00	2.000										

Batter	1	2	3	4	5	6	7	8	9	AB	R	H	RBI	BB	SO	LOB	BOTTOM										
<b>Todd Hollandsworth, L</b> OBP: 0.314, SLG: 0.422 (1, 8)										4	3	2	1	1	0	0	<b>San Diego Padres @ Los Angeles Dodgers</b> Dodger Stadium, Los Angeles, CA Mon Jun 26 2000, 7:10 PM PDT Att: 26,417 - Sunny - 78 F										
<b>Mark Czudzielanek, R</b> OBP: 0.340, SLG: 0.403 (1, 4)										4	0	0	0	1	0	1											
<b>Gary Sheffield, R</b> OBP: 0.451, SLG: 0.696 <b>Shawn Gilbert, R</b> OBP: 0.211, SLG: 0.353 (9, 9)										3	0	0	1	0	1	0											
<b>Shawn Green, L</b> OBP: 0.417, SLG: 0.544 <b>F.P. Santangelo, S</b> OBP: 0.310, SLG: 0.200 (9, 7)										3	0	0	0	1	0	0											
<b>Eric Karros, R</b> OBP: 0.338, SLG: 0.542 <b>Jeff Shaw, R</b> (9, 1)										4	0	0	0	0	1	1											
<b>Todd Hundley, S</b> OBP: 0.383, SLG: 0.651 <b>Onan Masaoka, R</b> (7, 1)										2	0	1	0	1	1	0											
<b>Dave Hansen, L</b> OBP: 0.416, SLG: 0.561 (8, 9)										1	0	0	0	0	1	1											
<b>Adrian Beltré, R</b> OBP: 0.320, SLG: 0.455 (1, 5)										4	0	2	0	0	1	0											
<b>Alex Cora, L</b> OBP: 0.342, SLG: 0.404 (1, 6)										2	2	1	1	2	0	2											
<b>Orel Hershiser, R</b> (1, 1)										0	0	0	0	0	0	0											
<b>Carlos Perez, L</b> OBP: 0.037, SLG: 0.074 <b>Jim Leyritz, R</b> OBP: 0.313, SLG: 0.259 (7, 2)										2	0	0	0	0	1	5											
<b>Inning Stats</b>	R: 1 E: 0 K: 1 S: 10	H: 1 LOB: 0 BB: 0 P: 14	R: 0 E: 0 K: 0 S: 10	H: 2 LOB: 2 BB: 0 P: 15	R: 0 E: 0 K: 0 S: 6	H: 0 LOB: 0 BB: 0 P: 9	R: 0 E: 0 K: 1 S: 10	H: 1 LOB: 3 BB: 2 P: 20	R: 1 E: 0 K: 0 S: 11	H: 1 LOB: 0 BB: 0 P: 18	R: 0 E: 0 K: 2 S: 10	H: 0 LOB: 0 BB: 0 P: 15	R: 1 E: 0 K: 1 S: 13	H: 1 LOB: 0 BB: 0 P: 20	R: 0 E: 0 K: 1 S: 8	H: 0 LOB: 1 BB: 1 P: 15	R: 2 E: 0 K: 1 S: 13	H: 1 LOB: 2 BB: 3 P: 29	1B: 3 2B: 2 3B: 0 HR: 2	SF: 1 SAC: 0 DP: 0 HBP: 0	WP: 0 PB: 0 SB: 0 CS: 0	PA: 40					
<b>PITCHER</b>	IP	WLS	BF	H	R	ER	SO	BB	IBB	HBP	BLK	WP	HR	S	P	ERA	WHIP										
<b>Brian Meadows, R</b> ERA: 5.17 (1, 1)	3.0		31	6	3	3	5	3	0	0	0	0	2	73	120	3.68	1.227										
<b>Matt Whiteside, R</b> ERA: 3.42 (8, 1)	0.2		2	0	0	0	1	0	0	0	0	0	0	5	6	0.00	0.000										
<b>Carlos Almanzar, R</b> ERA: 5.27 (9, 1)	1.0		7	1	2	2	1	3	0	0	0	0	0	13	29	18.00	4.000										









Batter	1	2	3	4	5	6	7	8	9	AB	R	H	RBI	BB	SO	LOB	TOP					
<b>Eric Owens, R</b> OBP: 0.395, SLG: 0.441 (1, 9)										4	0	1	0	1	0	1	<b>San Diego Padres @ Los Angeles Dodgers</b> Dodger Stadium, Los Angeles, CA Wed Jun 28 2000, 7:05 PM PDT Att: 32,351 - Sunny - 76 F					
<b>Al Martin, L</b> OBP: 0.356, SLG: 0.496 (1, 7)										5	2	2	1	0	0	2						
<b>Ryan Klesko, L</b> OBP: 0.407, SLG: 0.626 (1, 3)										4	1	2	0	1	0	2						
<b>Phil Nevin, R</b> OBP: 0.343, SLG: 0.511 (1, 5)										5	0	1	2	0	2	3						
<b>Bret Boone, R</b> OBP: 0.322, SLG: 0.450 (1, 4)										2	0	0	1	1	1	1						
<b>Carlos Hernandez, R</b> OBP: 0.313, SLG: 0.335 (1, 2)										3	0	0	0	1	0	4						
<b>Ruben Rivera, R</b> OBP: 0.346, SLG: 0.481 (1, 8)										3	0	0	0	1	1	3						
<b>16 Kevin Nicholson, S</b> OBP: 0.333, SLG: 0.421 (1, 6)										4	0	0	0	0	4	1						
<b>Adam Eaton, R</b> OBP: 0.455, SLG: 0.375 (8, PH)										1	1	0	0	1	1	0						
<b>Dave Magadan, L</b> OBP: 0.256, SLG: 0.222 (8, PH)										1	0	0	0	0	0	0						
<b>Steve Montgomery, R</b> OBP: 0.305, SLG: 0.196 (8, PH)										0	0	0	0	0	0	0						
<b>Kevin Walker, L</b> OBP: 0.250, SLG: 0.250 (9, PH)										0	0	0	0	0	0	0						
<b>Inning Stats</b>	R: 2 E: 0 K: 0 S: 10	H: 3 LOB: 2 BB: 1 P: 15	R: 0 E: 1 K: 2 S: 11	H: 0 LOB: 1 BB: 0 P: 17	R: 0 E: 0 K: 2 S: 9	H: 0 LOB: 1 BB: 2 P: 18	R: 0 E: 0 K: 1 S: 7	H: 0 LOB: 1 BB: 2 P: 18	R: 1 E: 0 K: 1 S: 8	H: 2 LOB: 1 BB: 0 P: 16	R: 1 E: 0 K: 1 S: 11	H: 1 LOB: 2 BB: 1 P: 19	R: 0 E: 0 K: 1 S: 12	H: 0 LOB: 1 BB: 1 P: 22	R: 0 E: 0 K: 1 S: 9	H: 0 LOB: 0 BB: 0 P: 15	R: 0 E: 0 K: 0 S: 6	H: 0 LOB: 0 BB: 0 P: 12	1B: 5 2B: 1 3B: 0 HR: 0	SF: 1 SAC: 0 DP: 0 HBP: 1	WP: 0 PB: 0 SB: 0 CS: 1	PA: 40
<b>PITCHER</b>	IP	WLS	BF	H	R	ER	SO	BB	IBB	HBP	BLK	WP	HR	S	P	ERA	WHIP					
<b>Chan Ho Park, R</b> ERA: 4.17 (1, 1)	7.0		34	6	4	4	8	6	0	1	0	0	0	68	125	5.14	1.714					
<b>Terry Adams, R</b> ERA: 3.07 (8, 1)	2.0	W	6	0	0	0	1	0	0	0	0	0	0	15	27	0.00	0.000					

AB 32  
R 4  
H 6  
RBI 4  
BB 6  
SO 9  
LOB 17



Batter	1	2	3	4	5	6	7	8	9	AB	R	H	RBI	BB	SO	LOB	BOTTOM				
<b>Todd Hollandsworth, L</b> OBP: 0.310, SLG: 0.425 (1, 8)										3	1	1	2	1	0	0	<b>San Diego Padres @ Los Angeles Dodgers</b> Dodger Stadium, Los Angeles, CA Wed Jun 28 2000, 7:05 PM PDT Att: 32,351 - Sunny - 76 F				
<b>Jim Leyritz, R</b> OBP: 0.310, SLG: 0.267 (8, PH)										1	0	1	1	0	0	0					
<b>Mark Czudzielanek, R</b> OBP: 0.346, SLG: 0.408 (1, 4)										4	0	1	0	0	0	0					
<b>Gary Sheffield, R</b> OBP: 0.444, SLG: 0.679 (1, 7)										4	0	0	0	0	0	2					
<b>Shawn Green, L</b> OBP: 0.414, SLG: 0.535 (1, 9)										3	1	0	0	1	1	0					
<b>Eric Karros, R</b> OBP: 0.337, SLG: 0.557 (1, 3)										4	1	1	2	0	1	0					
<b>Adrián Beltré, R</b> OBP: 0.318, SLG: 0.445 (1, 5)										3	0	1	0	1	1	0					
<b>Chad Kreuter, S</b> OBP: 0.463, SLG: 0.444 (1, 2)										2	1	1	0	2	0	1					
<b>Shawn Gilbert, R</b> OBP: 0.211, SLG: 0.353 (9, PH)										0	1	0	0	0	0	0					
<b>Alex Cora, L</b> OBP: 0.339, SLG: 0.398 (1, 6)										4	0	1	0	0	2	3					
<b>Chan Ho Park, R</b> OBP: 0.189, SLG: 0.243 (1, 1)										2	0	0	0	0	0	1					
<b>F.P. Santangelo, S</b> OBP: 0.305, SLG: 0.196 (7, PH)										1	0	0	0	0	0	0					
<b>Terry Adams, R</b> ERA: 3.07 (8, 1)										0	0	0	0	0	0	0					
<b>Todd Hundley, S</b> OBP: 0.383, SLG: 0.672 (8, PH)										1	0	0	0	0	0	2					
<b>Inning Stats</b>	R: 0 E: 0 K: 0 S: 8	H: 0 LOB: 0 BB: 0 P: 13	R: 0 E: 0 K: 3 S: 9	H: 0 LOB: 0 BB: 0 P: 12	R: 2 E: 0 K: 1 S: 14	H: 2 LOB: 0 BB: 0 P: 21	R: 2 E: 0 K: 0 S: 14	H: 2 LOB: 0 BB: 1 P: 26	R: 0 E: 0 K: 1 S: 10	H: 1 LOB: 2 BB: 1 P: 23	R: 0 E: 0 K: 0 S: 5	H: 0 LOB: 0 BB: 0 P: 5	R: 0 E: 0 K: 0 S: 5	H: 0 LOB: 0 BB: 0 P: 8	R: 1 E: 0 K: 0 S: 8	H: 2 LOB: 2 BB: 1 P: 17	1B: 5 2B: 0 3B: 0 HR: 2	SF: 0 SAC: 0 DP: 1 HBP: 0	WP: 0 PB: 0 SB: 2 CS: 0	PA: 37	
<b>PITCHER</b>	IP	WLS	BF	H	R	ER	SO	BB	IBB	HBP	BLK	WP	HR	S	P	ERA	WHIP				
<b>Adam Eaton, R</b> ERA: 3.26 (1, 1)	7.0		29	5	4	4	5	4	0	0	0	0	0	8	16	6.75	1.286				
<b>Steve Montgomery, R</b> ERA: 6.75 (8, 1)	1.1	L	6	1	1	1	0	1	0	0	0	0	0	8	16	6.75	1.500				
<b>Kevin Walker, L</b> ERA: 4.83 (9, 1)	0.1		2	1	0	0	0	0	0	0	0	0	0	5	9	0.00	3.000				

AB 32  
R 5  
H 7  
RBI 5  
BB 5  
SO 5  
LOB 9





Batter	1	2	3	4	5	6	7	8	9	AB	R	H	RBI	BB	SO	LOB	TOP											
<b>Eric Owens, R</b> OBP: 0.395, SLG: 0.438 (1.9)	G5-3		G4-3						G1-3	4	0	1	0	1	0	0	<b>San Diego Padres @ Los Angeles Dodgers</b> Dodger Stadium, Los Angeles, CA Thu Jun 29 2000, 6:10 PM PDT Att: 50,171 - Sunny - 78 F											
<b>Al Martin, L</b> OBP: 0.354, SLG: 0.492 (1.7)			G3			G4-3				4	0	1	0	0	0	2												
<b>Ryan Klesko, L</b> OBP: 0.405, SLG: 0.618 (1.3)	F8		F7							3	1	0	0	1	0	2												
<b>Phil Nevin, R</b> OBP: 0.345, SLG: 0.521 (1.5)	K									4	1	2	2	0	1	1												
<b>Bret Boone, R</b> OBP: 0.324, SLG: 0.447 (1.4)										2	1	0	0	1	1	1												
<b>Wiki Gonzalez, R</b> OBP: 0.339, SLG: 0.388 (1.2)										4	1	1	2	0	1	2												
<b>Ruben Rivera, R</b> OBP: 0.344, SLG: 0.494 (1.8)										4	1	1	1	0	2	2												
<b>16 Kevin Nicholson, S</b> OBP: 0.320, SLG: 0.435 (1.6)										4	0	1	0	0	2	0												
<b>Matt Clement, R</b> OBP: 0.147, SLG: 0.129 (7.1)										3	0	0	0	0	2	1												
<b>Carlos Reyes, S</b> OBP: 0.226, SLG: 0.250 (7.1)										0	0	0	0	0	0	0												
<b>Kevin Walker, L</b> OBP: 0.316, SLG: 0.196 (8.1)										0	0	0	0	0	0	0												
<b>Matt Whiteside, R</b> OBP: 0.316, SLG: 0.196 (8.1)										0	0	0	0	0	0	0												
<b>Dave Magadan, L</b> OBP: 0.420, SLG: 0.603 (8.9)										1	0	0	0	0	0	0												
<b>Trevor Hoffman, R</b> OBP: 0.324, SLG: 0.435 (9.1)										0	0	0	0	0	0	0												
<b>Inning Stats</b>	R: 0 H: 1 E: 0 K: 1 S: 10	H: 1 R: 0 ER: 0 LOB: 1 BB: 0 P: 13	R: 2 H: 1 E: 0 K: 1 S: 11	H: 1 R: 0 ER: 0 LOB: 0 BB: 1 P: 20	R: 0 H: 0 E: 0 K: 0 S: 4	H: 0 R: 0 ER: 0 LOB: 1 BB: 0 P: 7	R: 0 H: 1 E: 0 K: 2 S: 10	H: 1 R: 0 ER: 0 LOB: 1 BB: 0 P: 13	R: 0 H: 0 E: 0 K: 1 S: 8	H: 0 R: 0 ER: 0 LOB: 1 BB: 1 P: 17	R: 3 H: 3 E: 0 K: 1 S: 22	H: 3 R: 0 ER: 0 LOB: 0 BB: 1 P: 33	R: 0 H: 1 E: 0 K: 0 S: 7	H: 1 R: 0 ER: 0 LOB: 0 BB: 0 P: 13	R: 0 H: 0 E: 0 K: 1 S: 11	H: 0 R: 0 ER: 0 LOB: 1 BB: 0 P: 17	R: 0 H: 0 E: 0 K: 1 S: 7	H: 0 R: 0 ER: 0 LOB: 0 BB: 0 P: 10	1B: 3 2B: 1 3B: 0 HR: 3	SF: 0 SAC: 0 DP: 0 HBP: 1	WP: 0 PA: 38 PB: 0 SB: 1 CS: 0							
<b>PITCHER</b>	IP	WLS	BF	H	R	ER	SO	BB	IBB	HBP	BLK	WP	HR	S	P	ERA	WHIP											
<b>37 Darren Dreifort, R</b> ERA: 4.94 (1.1)	6.0	L	27	6	5	5	7	3	0	0	0	0	0	3	65	103	7.50	1.500										
<b>Onan Masaoka, L</b> ERA: 3.0 (7.1)	1.0		3	1	0	0	0	0	0	0	0	0	0	0	7	13	0.00	1.000										
<b>Matt Herge, R</b> ERA: 3.38 (8.1)	1.0		4	0	0	0	1	0	0	1	0	0	0	0	11	17	0.00	0.000										
<b>Antonio Osuna, R</b> ERA: 3.62 (9.1)	1.0		3	0	0	0	1	0	0	0	0	0	0	0	7	10	0.00	0.000										

**San Diego Padres @ Los Angeles Dodgers**  
 Dodger Stadium, Los Angeles, CA  
 Thu Jun 29 2000, 6:10 PM PDT  
 Att: 50,171 - Sunny - 78 F

AB 33  
 R 5  
 H 7  
 RBI 5  
 BB 3  
 SO 9  
 LOB 11



Batter	1	2	3	4	5	6	7	8	9	AB	R	H	RBI	BB	SO	LOB	BOTTOM										
<b>Todd Hollandsworth, L</b> OBP: 0.317, SLG: 0.424 (1.8)										3	1	1	1	2	1	3	<b>San Diego Padres @ Los Angeles Dodgers</b> Dodger Stadium, Los Angeles, CA Thu Jun 29 2000, 6:10 PM PDT Att: 50,171 - Sunny - 78 F										
<b>Mark Grudzielanek, R</b> OBP: 0.346, SLG: 0.408 (1.4)										5	0	2	0	0	0	2											
<b>Gary Sheffield, R</b> OBP: 0.441, SLG: 0.669 (1.7)										4	0	0	0	1	1	3											
<b>Shawn Green, L</b> OBP: 0.417, SLG: 0.534 (1.9)										2	0	1	2	2	0	0											
<b>Eric Karros, R</b> OBP: 0.338, SLG: 0.551 (1.3)										3	0	0	0	2	2	4											
<b>Todd Hundley, S</b> OBP: 0.373, SLG: 0.652 (1.2)										4	0	0	0	0	2	4											
<b>Adrian Beltré, R</b> OBP: 0.317, SLG: 0.439 (1.5)										3	0	0	0	1	1	1											
<b>Alex Cora, L</b> OBP: 0.347, SLG: 0.419 (1.6)										2	1	1	0	1	0	0											
<b>37 Darren Dreifort, R</b> OBP: 0.135, SLG: 0.233 (7.1)										2	1	1	0	0	1	1											
<b>Onan Masaoka, R</b> ERA: 5.32 (7.1)										0	0	0	0	0	0	0											
<b>F.P. Santangelo, S</b> OBP: 0.316, SLG: 0.196 (8.1)										0	0	0	0	0	0	0											
<b>Matt Herge, L</b> ERA: 4.78 (8.1)										0	0	0	0	0	0	0											
<b>Dave Hansen, L</b> OBP: 0.420, SLG: 0.603 (8.9)										1	0	0	0	0	1	1											
<b>Antonio Osuna, R</b> ERA: 3.24 (9.1)										0	0	0	0	0	0	0											
<b>Inning Stats</b>	R: 0 H: 1 E: 0 K: 1 S: 10	H: 0 R: 0 ER: 0 LOB: 1 BB: 1 P: 21	R: 0 H: 0 E: 0 K: 2 S: 9	H: 0 R: 0 ER: 0 LOB: 1 BB: 1 P: 21	R: 1 H: 1 E: 0 K: 1 S: 12	H: 1 R: 0 ER: 0 LOB: 1 BB: 1 P: 21	R: 0 H: 0 E: 0 K: 2 S: 9	H: 0 R: 0 ER: 0 LOB: 0 BB: 0 P: 16	R: 1 H: 2 E: 0 K: 0 S: 7	H: 2 R: 0 ER: 0 LOB: 0 BB: 0 P: 8	R: 0 H: 0 E: 0 K: 0 S: 10	H: 0 R: 0 ER: 0 LOB: 1 BB: 1 P: 22	R: 2 H: 2 E: 0 K: 0 S: 18	H: 2 R: 0 ER: 0 LOB: 3 BB: 3 P: 39	R: 0 H: 0 E: 0 K: 2 S: 8	H: 0 R: 0 ER: 0 LOB: 1 BB: 1 P: 15	R: 0 H: 0 E: 0 K: 1 S: 11	H: 0 R: 0 ER: 0 LOB: 1 BB: 1 P: 18	1B: 4 2B: 1 3B: 1 HR: 0	SF: 1 SAC: 1 DP: 1 HBP: 0	WP: 1 PA: 41 PB: 0 SB: 1 CS: 1						
<b>PITCHER</b>	IP	WLS	BF	H	R	ER	SO	BB	IBB	HBP	BLK	WP	HR	S	P	ERA	WHIP										
<b>Matt Clement, R</b> ERA: 5.24 (1.1)	6.0	W	27	5	4	4	6	6	0	0	0	0	0	5	12	0.00	1.500										
<b>Carlos Reyes, R</b> ERA: 5.32 (7.1)	0.2	H	3	0	0	0	0	1	0	0	0	0	0	5	12	0.00	1.500										
<b>Kevin Walker, L</b> ERA: 4.78 (7.1)	0.1	H	3	1	0	0	0	1	0	0	0	0	0	10	20	0.00	6.000										
<b>Matt Whiteside, R</b> ERA: 3.54 (8.1)	1.0	H	4	0	0	0	2	1	0	0	0	0	0	8	15	0.00	1.000										
<b>Trevor Hoffman, R</b> ERA: 3.24 (9.1)	1.0	S	4	0	0	0	1	1	0	0	0	0	0	11	18	0.00	1.000										

**San Diego Padres @ Los Angeles Dodgers**  
 Dodger Stadium, Los Angeles, CA  
 Thu Jun 29 2000, 6:10 PM PDT  
 Att: 50,171 - Sunny - 78 F

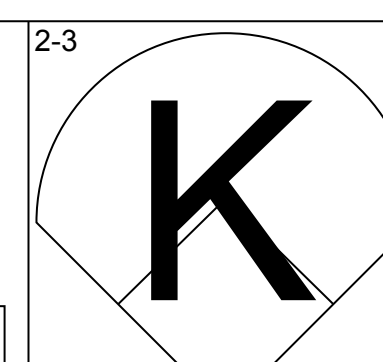
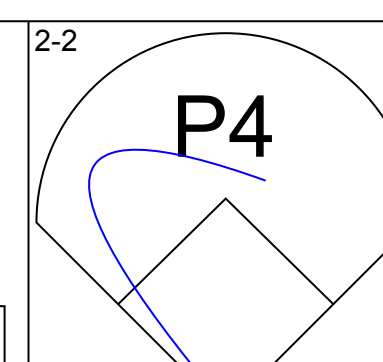
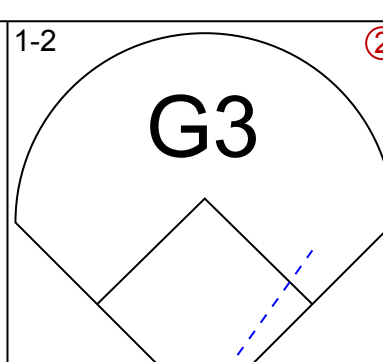
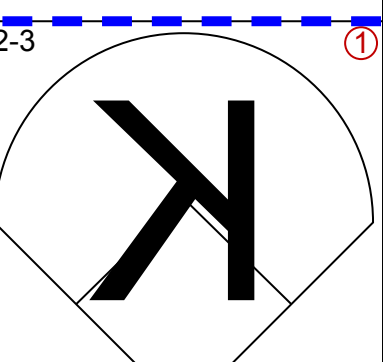
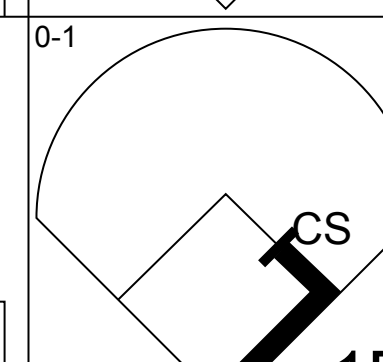
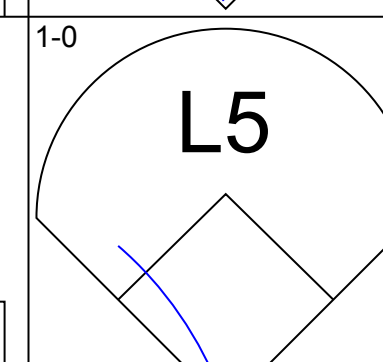
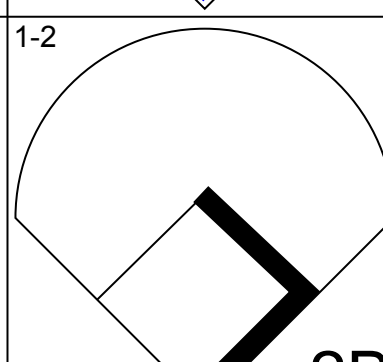
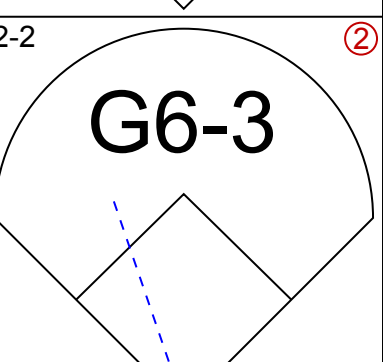
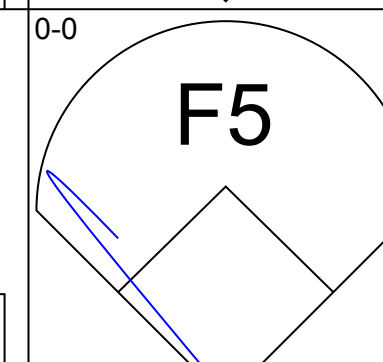
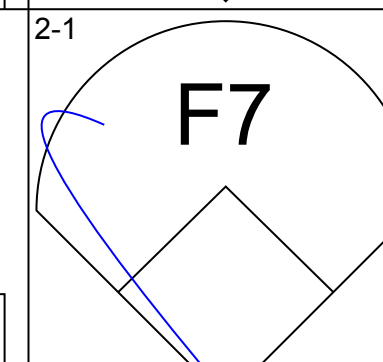
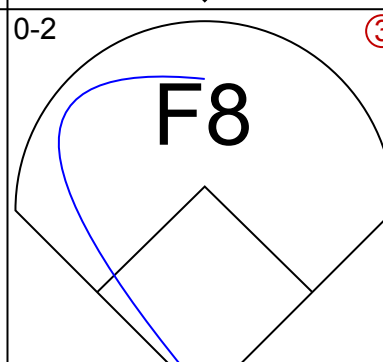
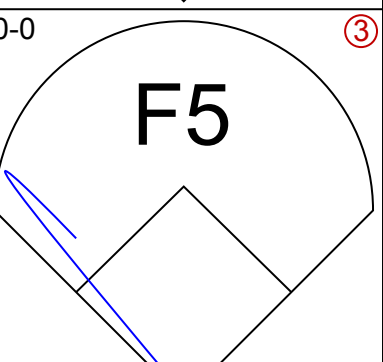
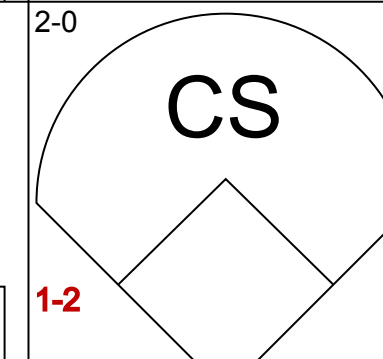
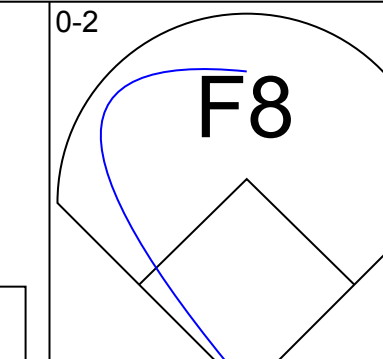
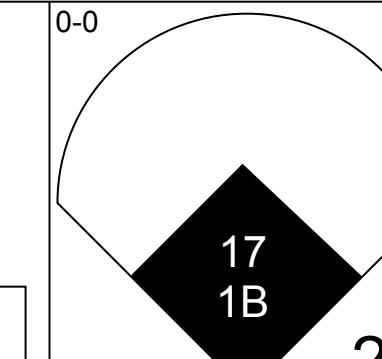
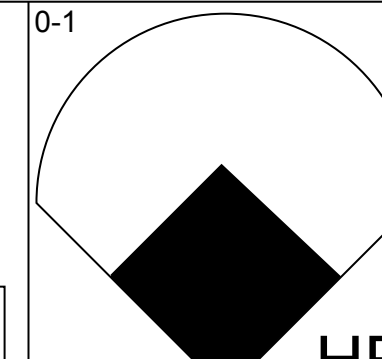
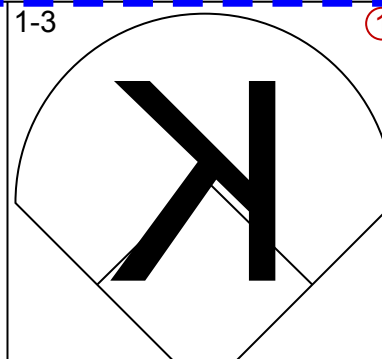
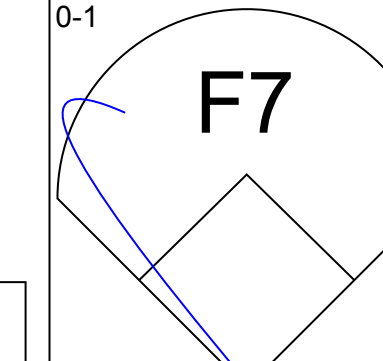
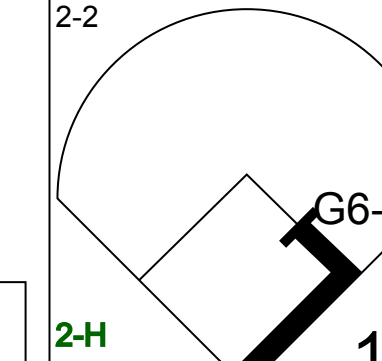
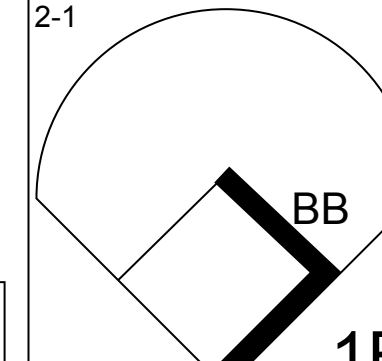
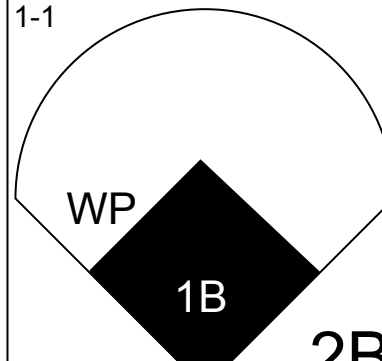
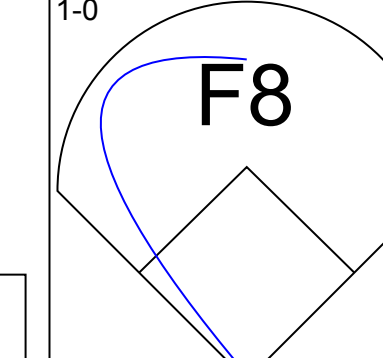
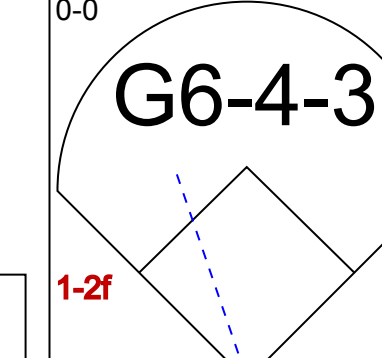
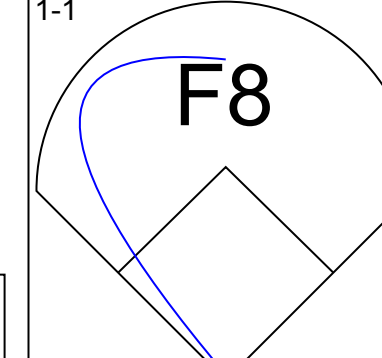
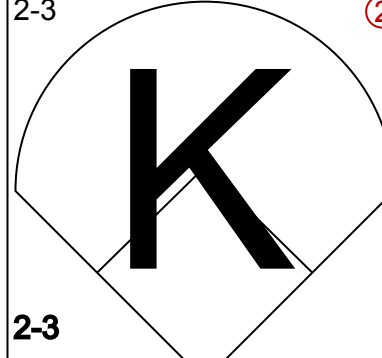
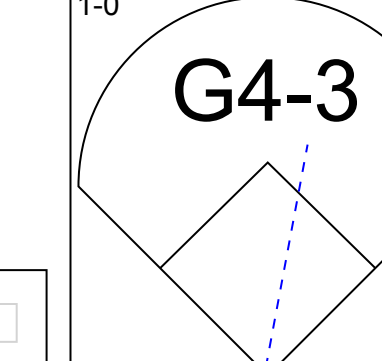
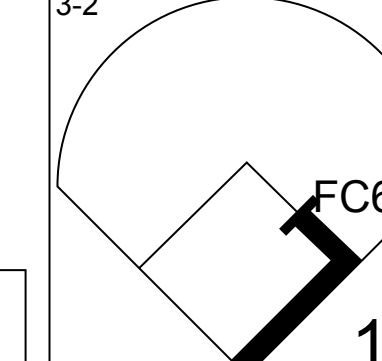
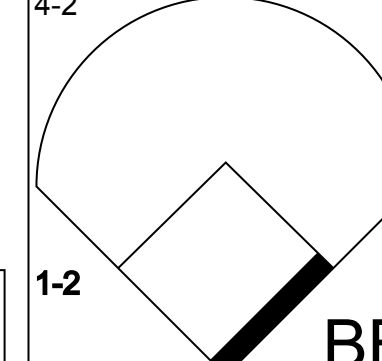
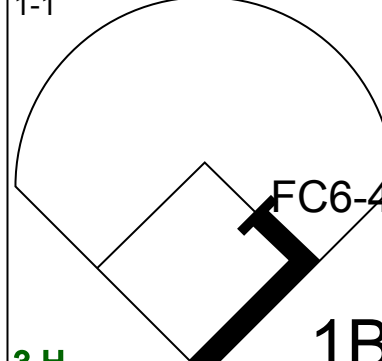
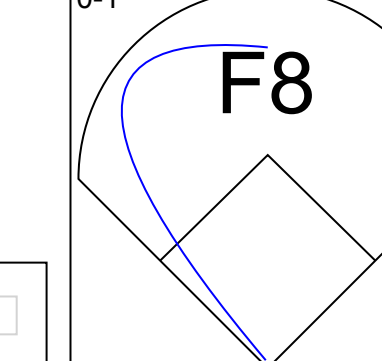
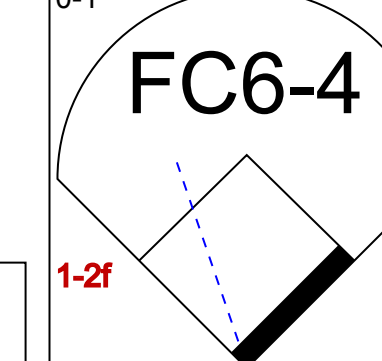
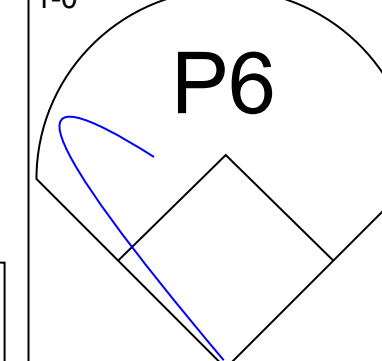
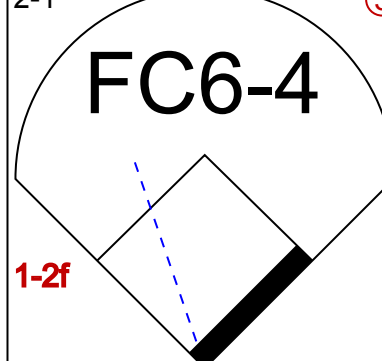
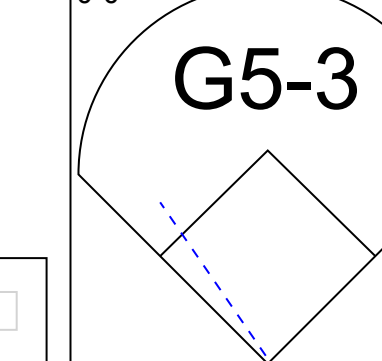
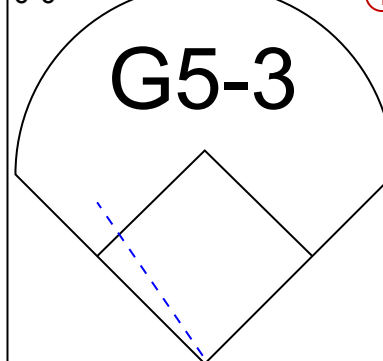
AB 29  
 R 4  
 H 6  
 RBI 3  
 BB 10  
 SO 9  
 LOB 19

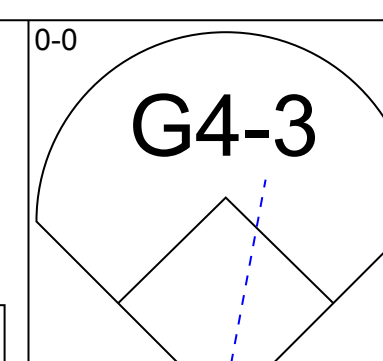
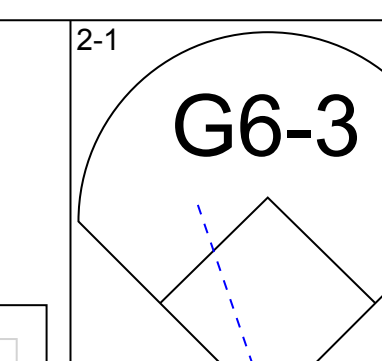
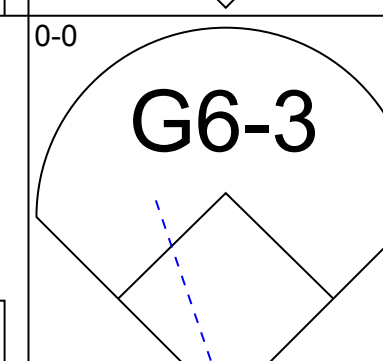
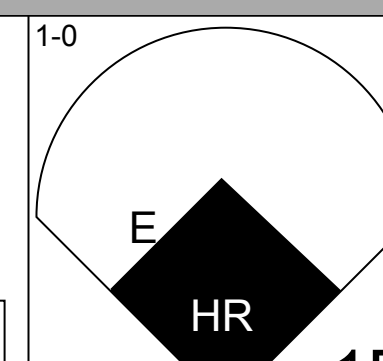
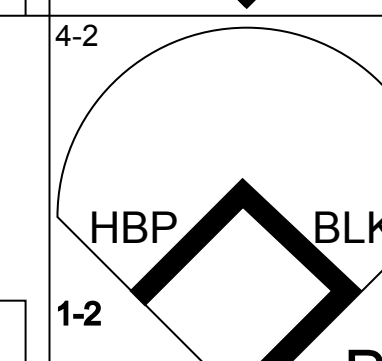
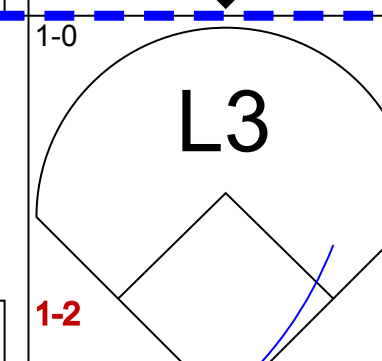
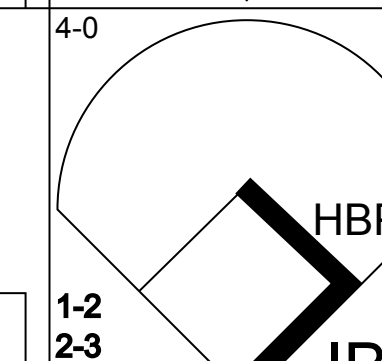
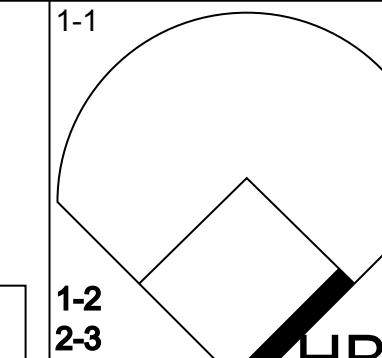
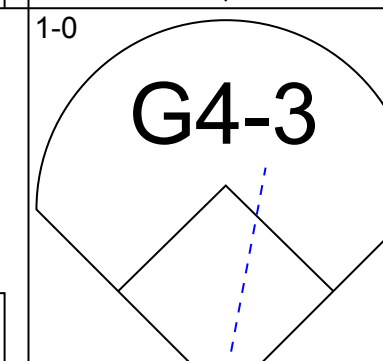
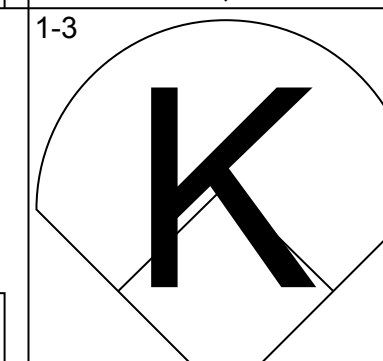
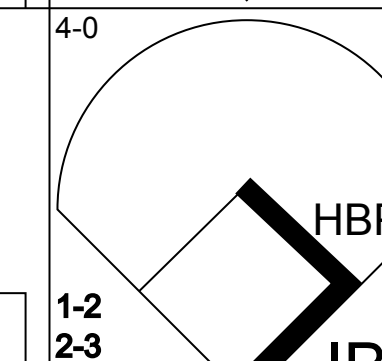
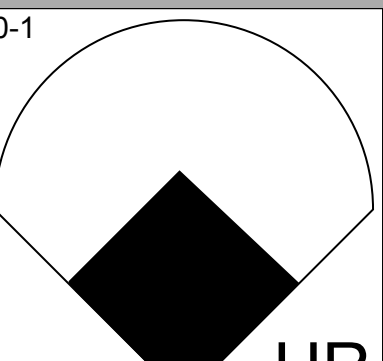
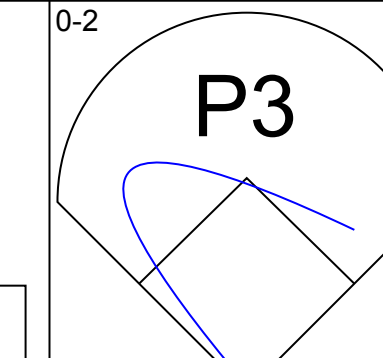
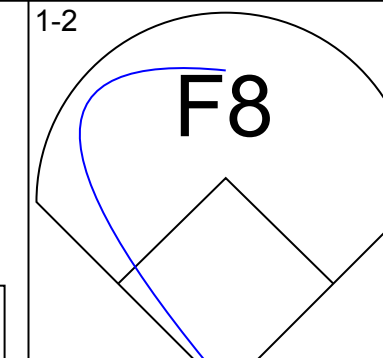
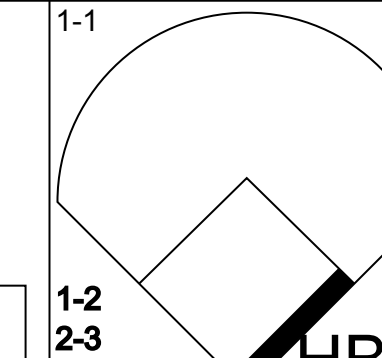
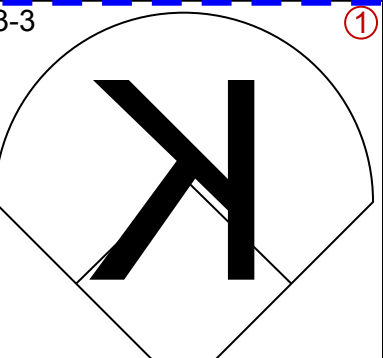
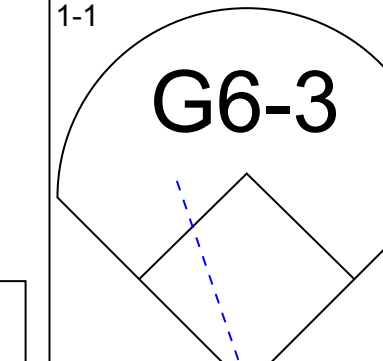
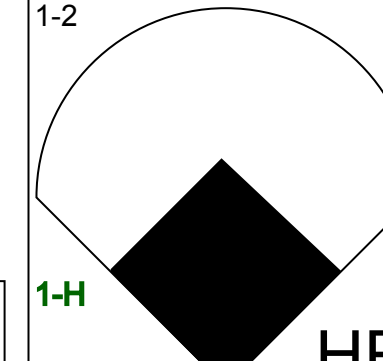
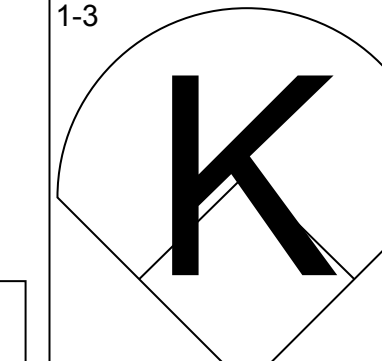
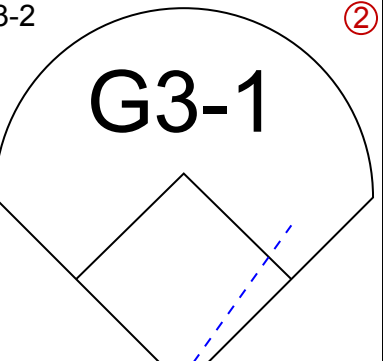
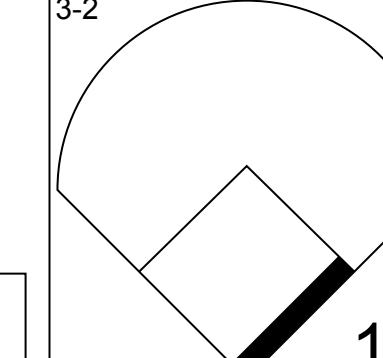
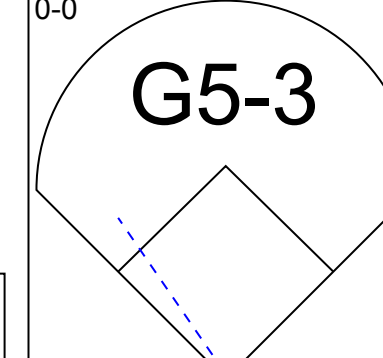
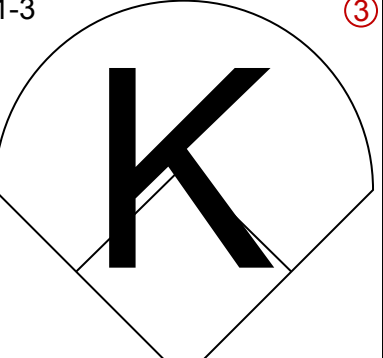
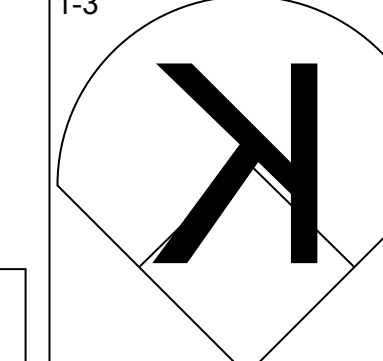
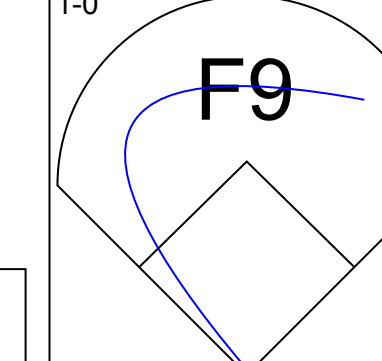

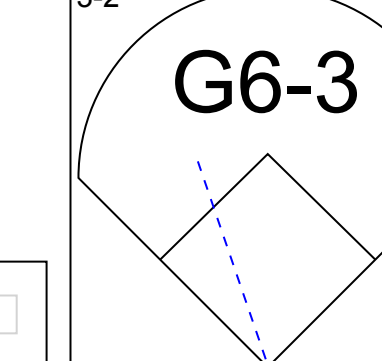
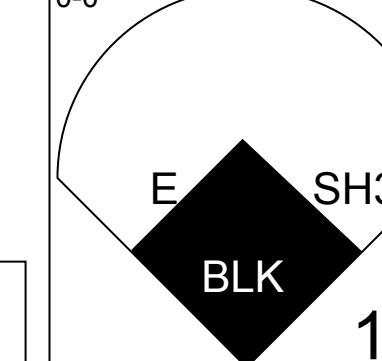
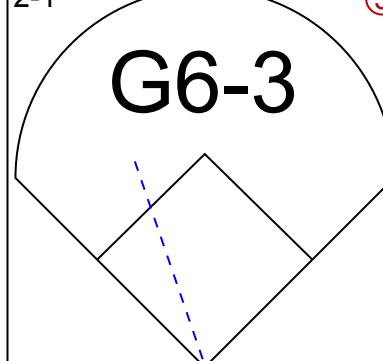
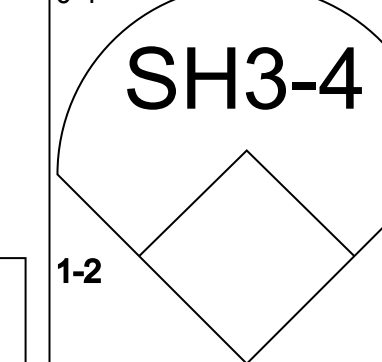
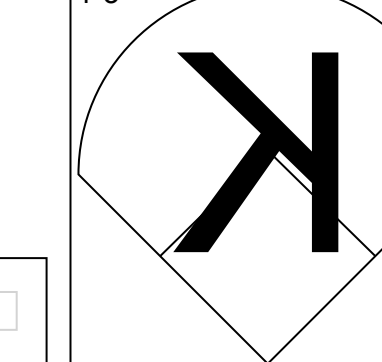
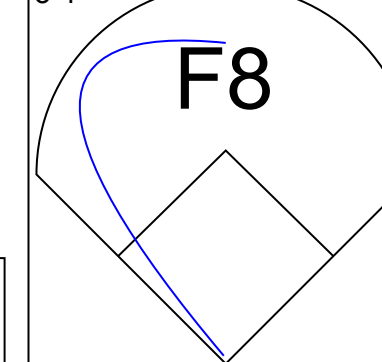








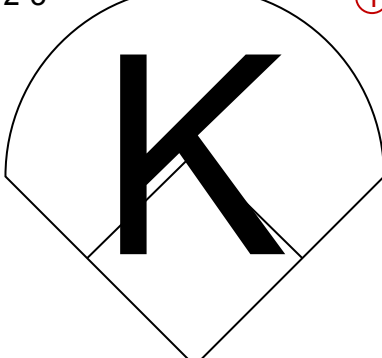
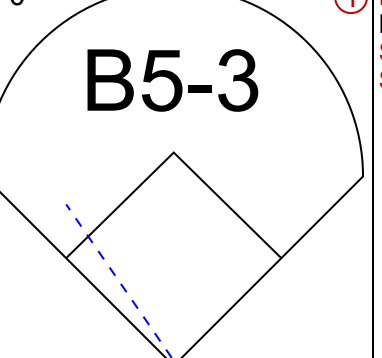
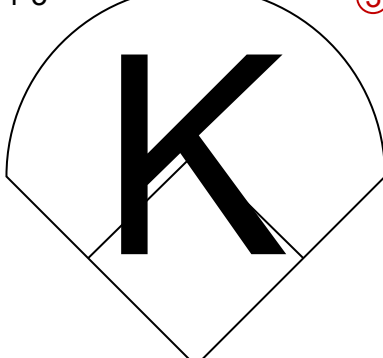
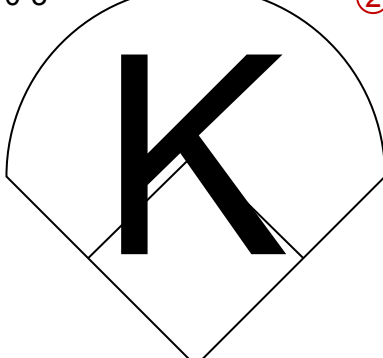
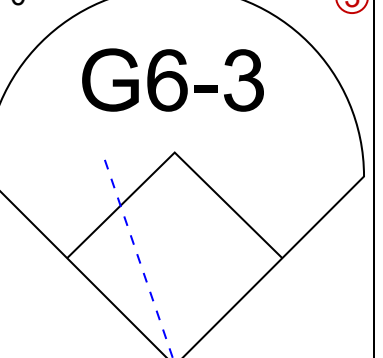
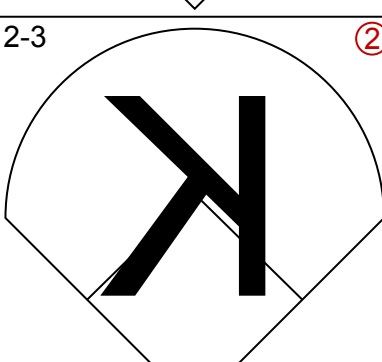
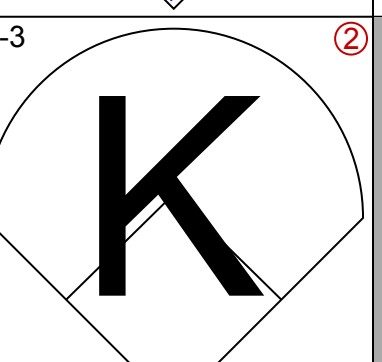
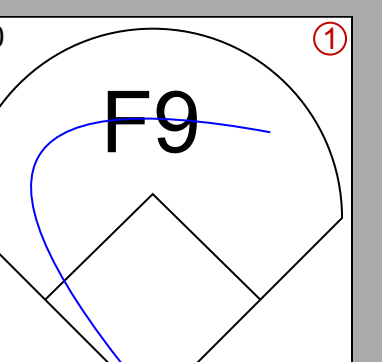
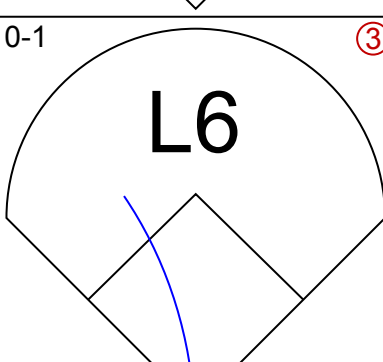
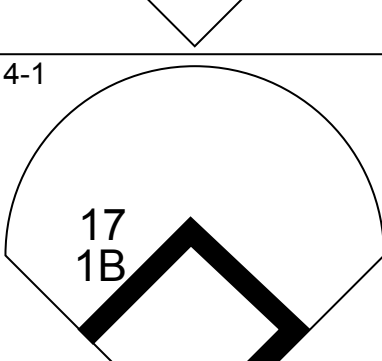
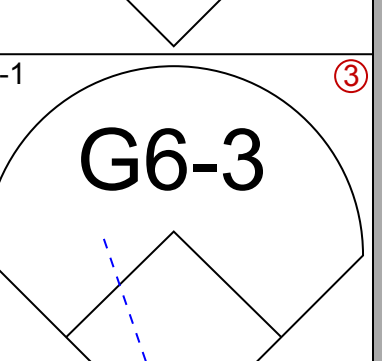
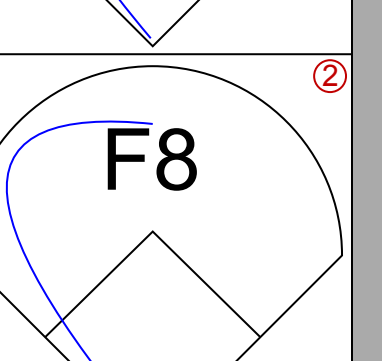
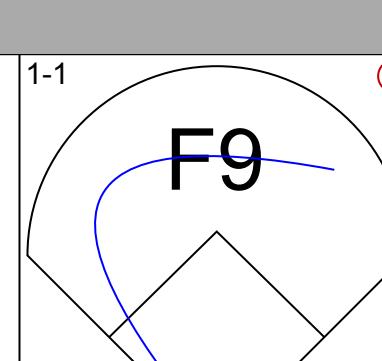
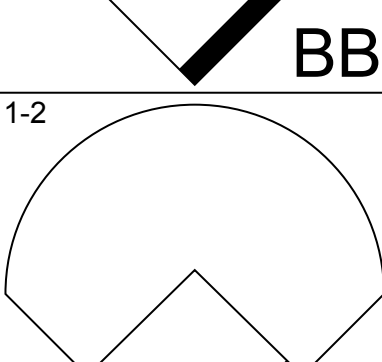
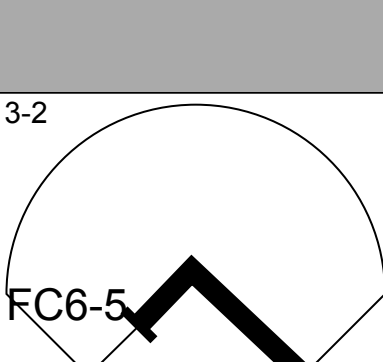
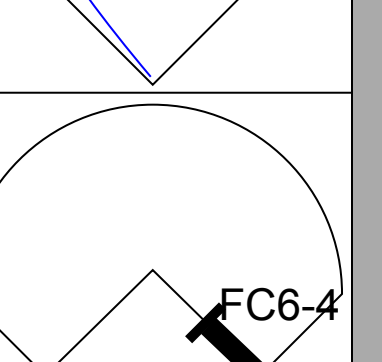
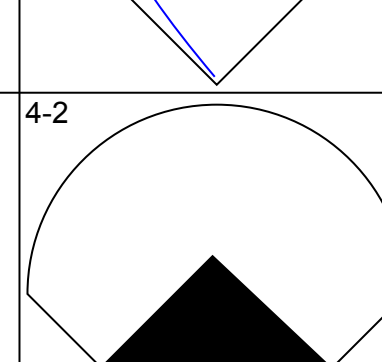

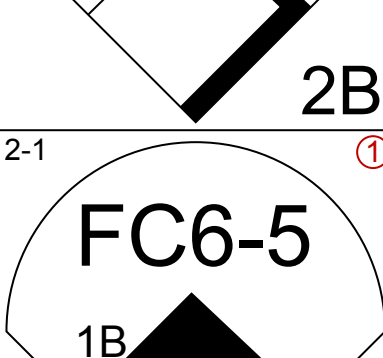
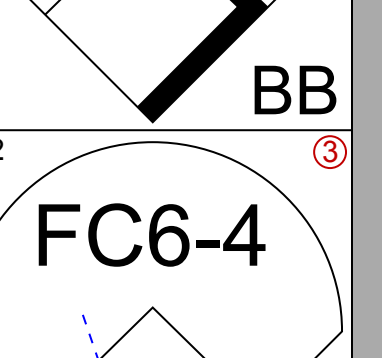
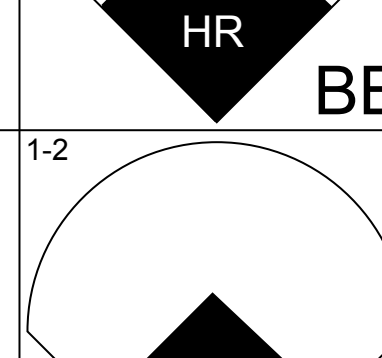
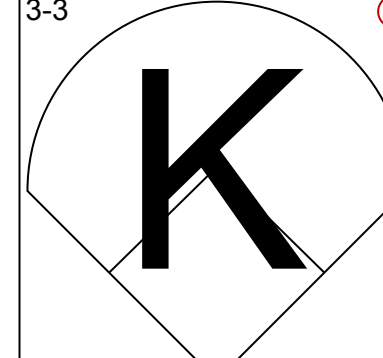
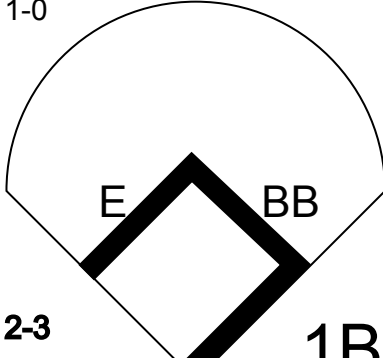
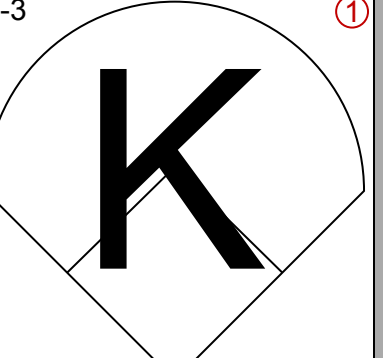
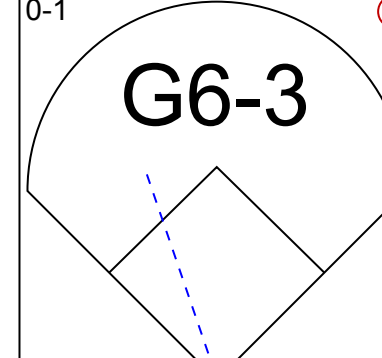
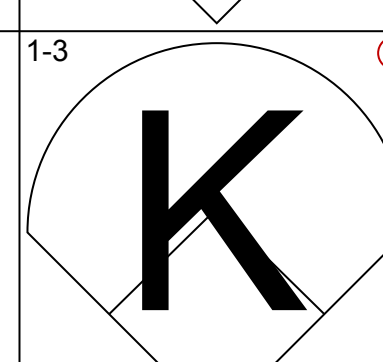
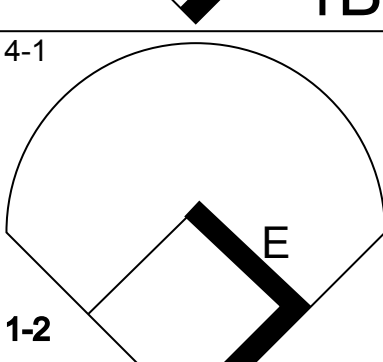
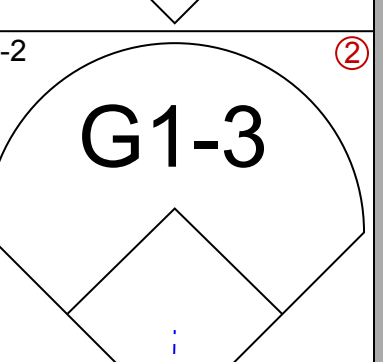
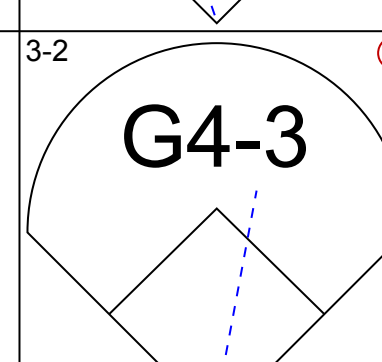
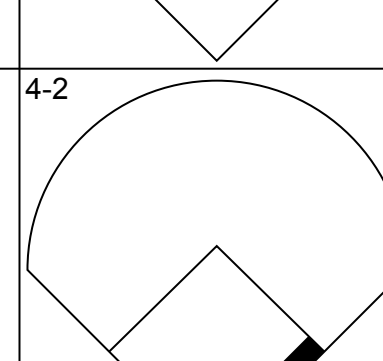
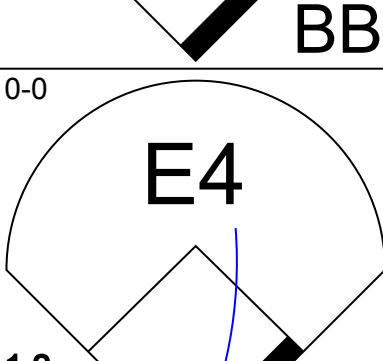
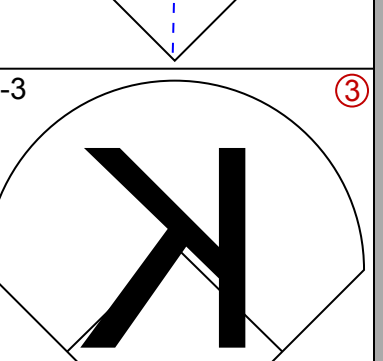
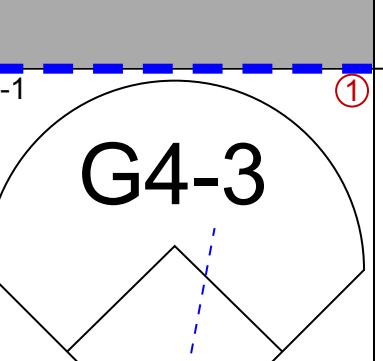
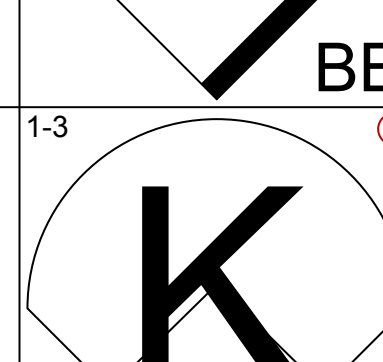
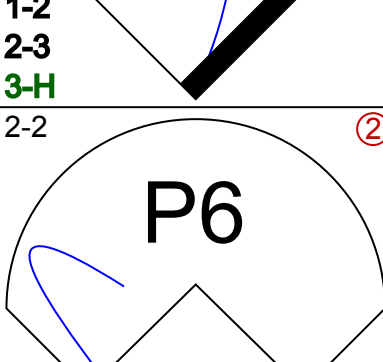
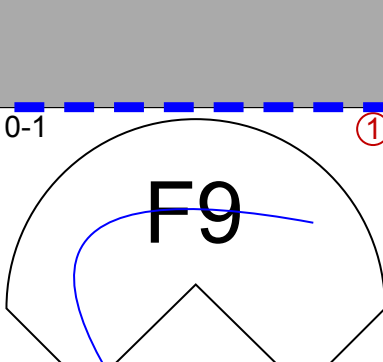
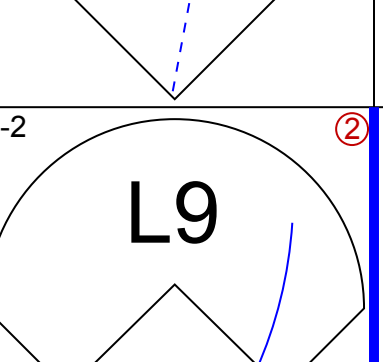
Batter	1	2	3	4	5	6	7	8	9	AB	R	H	RBI	BB	SO	LOB	TOP								
Tom Goodwin, L (1, 8) OBP: 0.402, SLG: 0.448										4	0	0	0	0	2	0	<b>Colorado Rockies @ San Diego Padres</b> Qualcomm Stadium, San Diego, CA Sat Jul 01 2000, 10:05 PM EDT Att: 34,941 - Sunny - 73 F								
3 Mike Lansing, R (1, 4) OBP: 0.341, SLG: 0.472										4	0	2	0	0	0	0									
Larry Walker, L (1, 7) OBP: 0.428, SLG: 0.541										4	0	0	0	0	0	2									
Jeff Cirillo, R (1, 5) OBP: 0.425, SLG: 0.568										4	2	2	1	0	1	0									
17 Todd Helton, L (1, 3) OBP: 0.485, SLG: 0.738										4	1	3	1	0	0	0									
Jeffrey Hammonds, R (1, 9) OBP: 0.445, SLG: 0.688										4	0	0	0	0	1	3									
Brent Mayne, L (1, 2) OBP: 0.411, SLG: 0.472										3	0	2	1	1	0	0									
Neffi Perez, S (1, 6) OBP: 0.301, SLG: 0.415										4	0	0	0	0	0	4									
Rolando Arriojo, R (1, 1) OBP: 0.136, SLG: 0.182										1	0	0	0	0	0	0									
Angel Echevarria, R (6, PH)										1	0	0	0	0	0	0									
Julian Tavaraz, L (6, 1)										0	0	0	0	0	0	0									
Darren Bragg, L (7, PH)										1	0	0	0	0	1	2									
Mike DeJean, R (7, 1)										0	0	0	0	0	0	0									
Mike Myers, L (7, 1)										0	0	0	0	0	0	0									
Stan Belinda, R (8, 1)										0	0	0	0	0	0	0									
<b>Inning Stats</b>	R: 0 E: 0 K: 1 S: 6	H: 1 LOB: 0 BB: 0 P: 10	R: 0 E: 0 K: 0 S: 6	H: 0 LOB: 0 BB: 0 P: 7	R: 0 E: 0 K: 0 S: 4	H: 0 LOB: 0 BB: 0 P: 5	R: 0 E: 0 K: 0 S: 7	H: 0 LOB: 0 BB: 0 P: 12	R: 1 E: 0 K: 0 S: 10	H: 3 LOB: 1 BB: 0 P: 15	R: 0 E: 0 K: 0 S: 10	H: 1 LOB: 1 BB: 0 P: 12	R: 1 E: 0 K: 1 S: 14	H: 2 LOB: 2 BB: 1 P: 25	R: 0 E: 0 K: 1 S: 7	H: 0 LOB: 0 BB: 0 P: 11	R: 1 E: 0 K: 2 S: 15	H: 2 LOB: 1 BB: 0 P: 22	1B: 5 2B: 3 3B: 0 HR: 1	SF: 0 SAC: 0 DP: 1 HBP: 0	WP: 1 PB: 0 SB: 0 CS: 1	PA: 36			
<b>PITCHER</b>	IP	WLS	BF	H	R	ER	SO	BB	IBB	HBP	BLK	WP	HR	S	P	ERA	WHIP								
Brian Meadows, R (1, 1) ERA: 5.07	6.1	W	25	7	2	2	1	1	0	0	0	0	1	53	78	2.84	1.263								
Steve Montgomery, R (7, 1) ERA: 4.5	0.2	H	2	0	0	0	1	0	0	0	0	0	0	4	8	0.00	0.000								
Kevin Walker, L (8, 1) ERA: 4.54	1.0	H	3	0	0	0	1	0	0	0	0	0	0	7	11	0.00	0.000								
Trevor Hoffman, R (9, 1) ERA: 3.41	1.0	S	5	2	1	1	2	0	0	0	0	1	0	15	22	9.00	2.000								

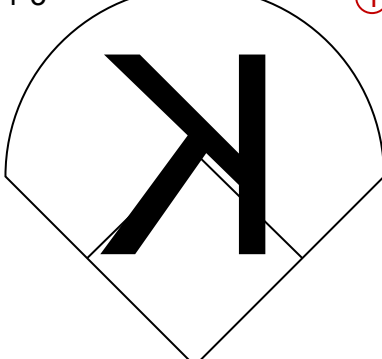
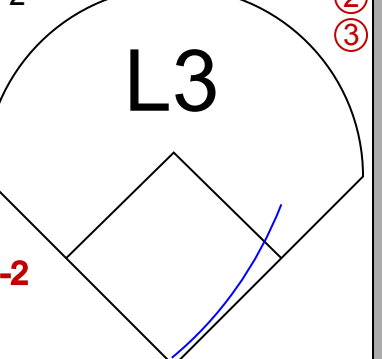

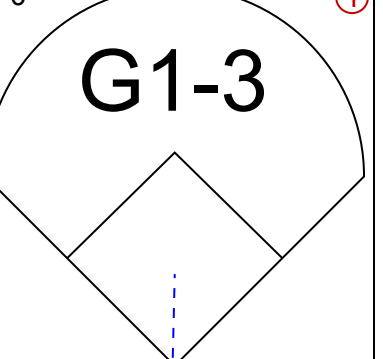
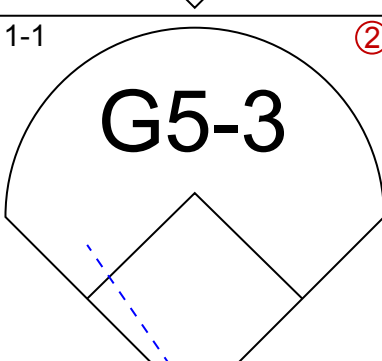
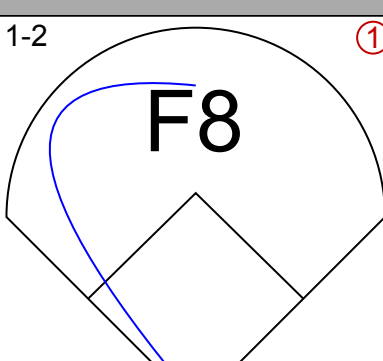
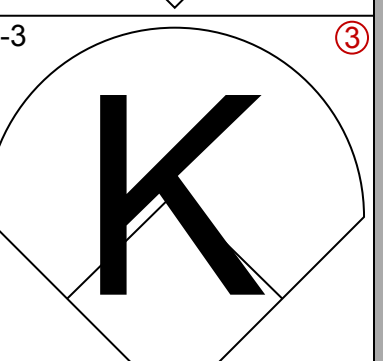
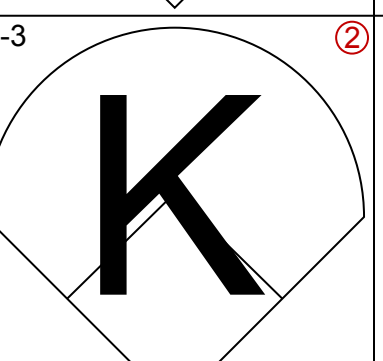
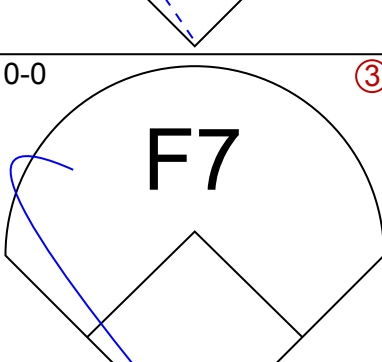
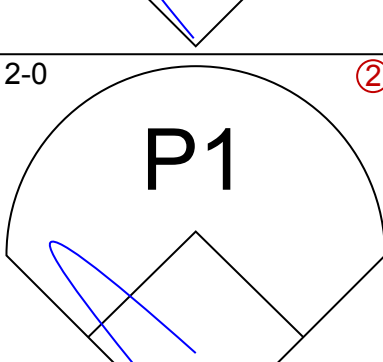
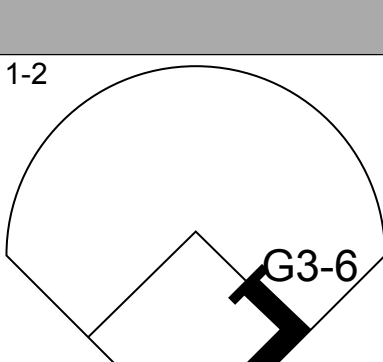
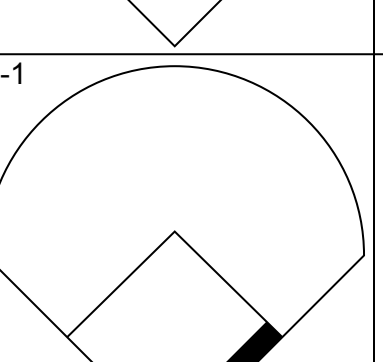
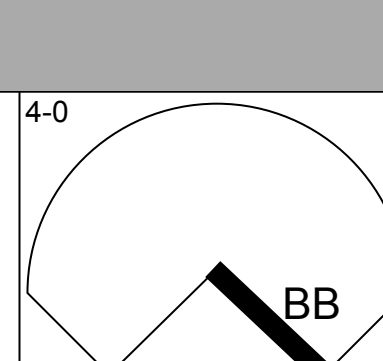
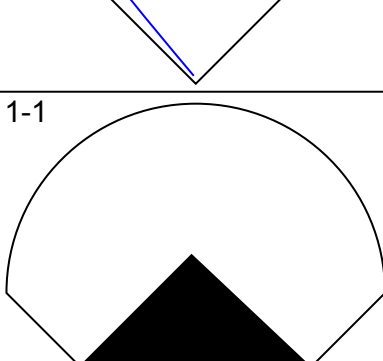
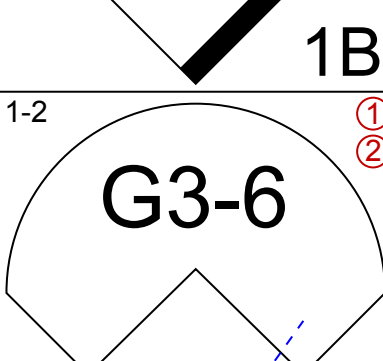
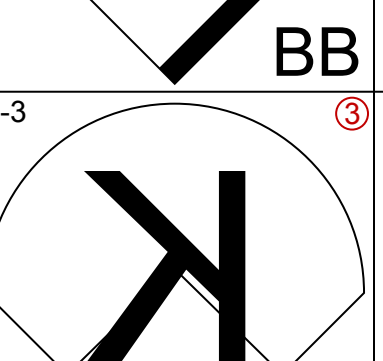
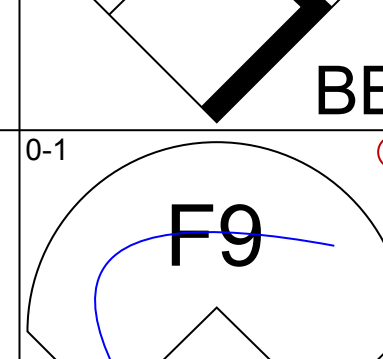

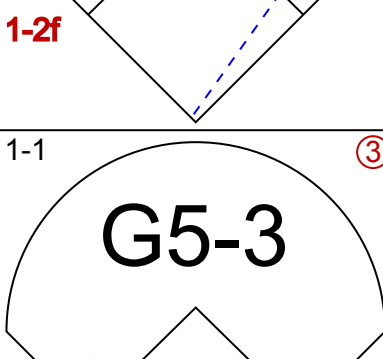
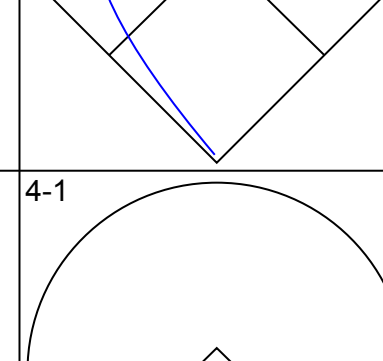
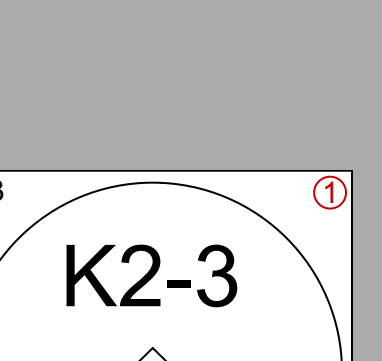
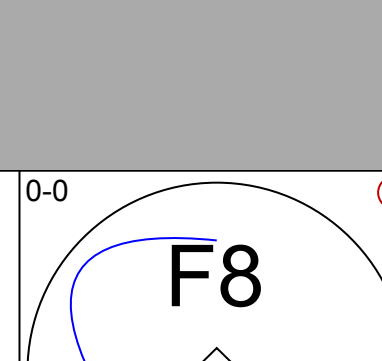
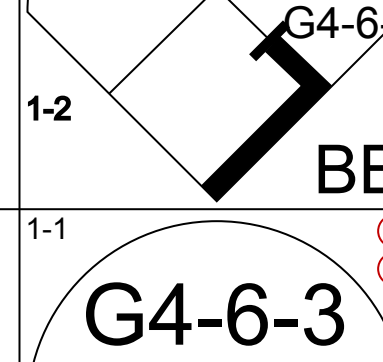
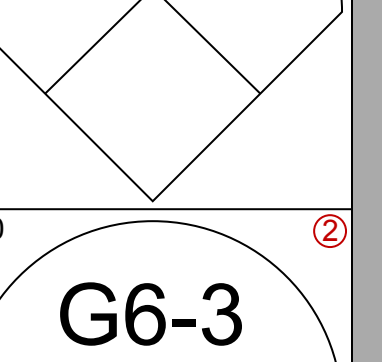
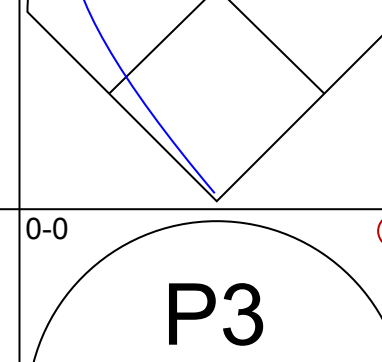

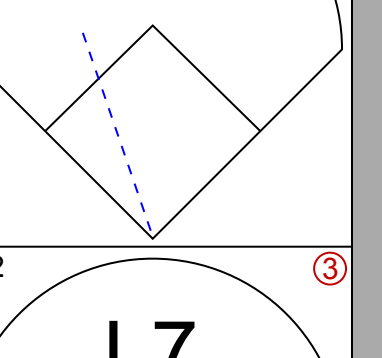
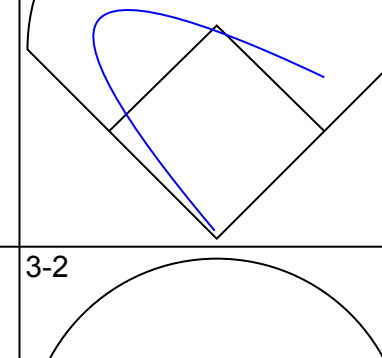
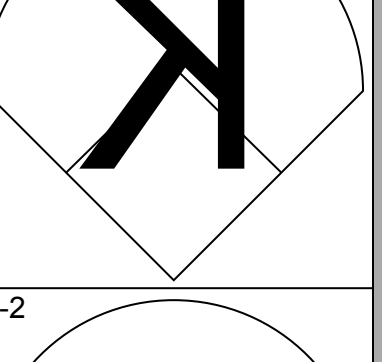
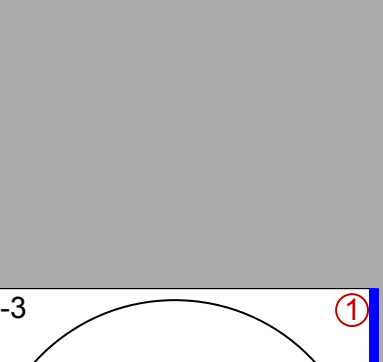
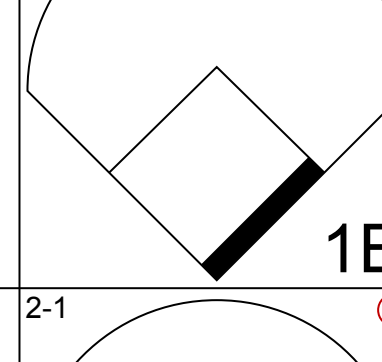
Batter	1	2	3	4	5	6	7	8	9	AB	R	H	RBI	BB	SO	LOB	BOTTOM										
Eric Owens, R (1, 9) OBP: 0.388, SLG: 0.430										4	1	1	0	0	0	1	<b>Colorado Rockies @ San Diego Padres</b> Qualcomm Stadium, San Diego, CA Sat Jul 01 2000, 10:05 PM EDT Att: 34,941 - Sunny - 73 F										
Al Martin, L (1, 7) OBP: 0.356, SLG: 0.489										2	1	1	0	1	0	0											
Dusty Allen, R (7, PH)										1	0	0	0	0	0	1											
29 Kory DeHaan, L (8, 9) OBP: 0.226, SLG: 0.245										0	0	0	0	0	0	0											
Ryan Klesko, L (1, 3) OBP: 0.412, SLG: 0.646										3	1	1	1	1	1	1											
Phil Nevin, R (1, 5) OBP: 0.339, SLG: 0.508										3	0	0	1	0	1	1											
Bret Boone, R (1, 4) OBP: 0.322, SLG: 0.452										4	1	1	2	0	1	3											
Carlos Hernandez, R (1, 2) OBP: 0.315, SLG: 0.343										4	0	1	0	0	2	0											
Ruben Rivera, R (1, 8) OBP: 0.347, SLG: 0.506										3	0	1	0	0	1	1											
16 Kevin Nicholson, S (1, 6) OBP: 0.300, SLG: 0.393										3	1	1	0	0	0	0											
Brian Meadows, R (1, 1) OBP: 0.167, SLG: 0.167										1	0	0	0	0	1	0											
Steve Montgomery, R (7, 1) ERA: 6.13										0	0	0	0	0	0	0											
Dave Magadan, L (7, PH)										1	0	0	0	0	0	0											
Kevin Walker, L (8, 1) OBP: 0.250, SLG: 0.250										0	0	0	0	0	0	0											
Trevor Hoffman, R (9, 1) ERA: 4.88										0	0	0	0	0	0	0											
<b>Inning Stats</b>	R: 0 E: 0 K: 0 S: 3	H: 0 LOB: 0 BB: 0 P: 4	R: 0 E: 0 K: 1 S: 11	H: 1 LOB: 1 BB: 0 P: 16	R: 0 E: 0 K: 1 S: 8	H: 0 LOB: 0 BB: 0 P: 14	R: 2 E: 1 K: 1 S: 11	H: 2 LOB: 0 BB: 0 P: 15	R: 2 E: 1 K: 1 S: 12	H: 1 LOB: 3 BB: 2 P: 23	R: 0 E: 0 K: 1 S: 6	H: 1 LOB: 0 BB: 0 P: 10	R: 0 E: 0 K: 0 S: 4	H: 1 LOB: 0 BB: 0 P: 9	R: 1 E: 0 K: 2 S: 12	H: 1 LOB: 0 BB: 0 P: 19	1B: 5 2B: 1 3B: 0 HR: 2	SF: 0 SAC: 1 DP: 1 HBP: 1	WP: 0 PB: 0 SB: 0 CS: 0	PA: 33							
<b>PITCHER</b>	IP	WLS	BF	H	R	ER	SO	BB	IBB	HBP	BLK	WP	HR	S	P	ERA	WHIP										
Rolando Arriojo, R (1, 1) ERA: 6.13	5.0	L	23	4	4	2	4	4	4	2	4	1	1	1	1	45	72	3.60	1.000								
Julian Tavaraz, R (6, 1) ERA: 6.69	1.0		3	1	0	0	1	0	0	0	0	0	0	6	10	0.00	1.000										
Mike DeJean, R (7, 1) ERA: 3.96	0.1		2	1	0	0	0	0	0	0	0	0	0	3	7	0.00	3.000										
Mike Myers, L (7, 1) ERA: 0.49	0.2		2	1	1	1	0	0	0	0	0	0	1	3	4	13.50	1.500										
Stan Belinda, R (8, 1) ERA: 4.88	1.0		3	0	0	0	2	0	0	0	0	0	0	10	17	0.00	0.000										







Batter	1	2	3	4	5	6	7	8	9	AB	R	H	RBI	BB	SO	LOB	TOP																
Tom Goodwin, L (1, 8) OBP: 0.393, SLG: 0.435										5	0	0	0	0	3	3	<b>Colorado Rockies @ San Diego Padres</b> Qualcomm Stadium, San Diego, CA Mon Jul 03 2000, 9:05 PM EDT Att: 31,717 - Sunny - 72 F																
3 Mike Lansing, R (1, 4) OBP: 0.334, SLG: 0.462										4	0	0	0	0	2	0																	
Jeff Cirillo, R (1, 5) OBP: 0.419, SLG: 0.560										3	0	0	0	1	0	0																	
17 Todd Helton, L (1, 3) OBP: 0.489, SLG: 0.737										2	1	2	0	2	0	0																	
Jeffrey Hammonds, R (1, 9) OBP: 0.443, SLG: 0.662										4	2	1	2	0	1	4																	
Darren Bragg, L (1, 7) OBP: 0.282, SLG: 0.341										4	0	1	0	0	2	0																	
Brent Mayne, L (1, 2) OBP: 0.306, SLG: 0.461										3	0	0	0	1	1	0																	
Neffi Perez, S (1, 6) OBP: 0.303, SLG: 0.412										3	0	0	1	1	1	2																	
Brian Bohanon, L (1, 1) Angel Echevarria, R (9, PH) Jose Jimenez, R (9, 1) OBP: 0.500, SLG: 0.500										3	0	0	0	0	1	4																	
<b>Inning Stats</b>	R: 0 E: 0 K: 3 S: 16	H: 1 LOB: 2 BB: 1 P: 28	R: 0 E: 0 K: 3 S: 13	H: 0 LOB: 1 BB: 1 P: 22	R: 0 E: 0 K: 1 S: 6	H: 0 LOB: 0 BB: 0 P: 9	R: 1 E: 1 K: 1 S: 14	H: 2 LOB: 3 BB: 1 P: 27	R: 0 E: 0 K: 2 S: 7	H: 0 LOB: 1 BB: 1 P: 14	R: 0 E: 0 K: 1 S: 7	H: 0 LOB: 0 BB: 0 P: 7	R: 2 E: 0 K: 0 S: 13	H: 1 LOB: 0 BB: 1 P: 22	R: 0 E: 0 K: 0 S: 7	H: 0 LOB: 0 BB: 0 P: 11		1B: 2 2B: 1 3B: 0 HR: 1	SF: 0 SAC: 0 DP: 0 HBP: 0	WP: 0 PA: 37 PB: 0 SB: 0 CS: 0													
<b>PITCHER</b>	IP WLS BF H R ER SO BB IBB HBP BLK WP HR S P ERA WHIP																																
Adam Eaton, R (1, 1) ERA: 3.02	6.0	26	3	1	1	10	4	0	0	0	0	0	0	68	116	1.50	1.167																
Steve Montgomery, R (7, 1) ERA: 5.4	1.1	L	6	1	2	1	1	0	0	0	0	0	1	15	21	6.75	1.500																
Kevin Walker, L (8, 1) ERA: 4.54	0.2		2	0	0	0	0	0	0	0	0	0	0	5	8	0.00	0.000																
Will Cunnane, R (9, 1) ERA: 5.06	1.0		3	0	0	0	0	0	0	0	0	0	0	7	11	0.00	0.000																

Batter	1	2	3	4	5	6	7	8	9	AB	R	H	RBI	BB	SO	LOB	BOTTOM																
Eric Owens, R (1, 9) OBP: 0.387, SLG: 0.422										4	0	0	0	0	2	1	<b>Colorado Rockies @ San Diego Padres</b> Qualcomm Stadium, San Diego, CA Mon Jul 03 2000, 9:05 PM EDT Att: 31,717 - Sunny - 72 F																
Ruben Rivera, R (1, 8) OBP: 0.338, SLG: 0.489										4	0	0	0	0	2	0																	
Ryan Klesko, L (1, 3) OBP: 0.414, SLG: 0.643										3	0	1	0	1	0	0																	
Phil Nevin, R (1, 5) OBP: 0.336, SLG: 0.508										3	1	1	1	1	1	2																	
Bret Boone, R (1, 4) OBP: 0.320, SLG: 0.455										3	0	0	0	0	1	1																	
Carlos Hernandez, R (1, 2) OBP: 0.314, SLG: 0.337										2	0	0	0	1	1	0																	
Dusty Allen, R (1, 7)										3	0	0	0	0	0	2																	
16 Kevin Nicholson, S (1, 6) OBP: 0.270, SLG: 0.343										3	0	1	0	0	1	0																	
Adam Eaton, R (1, 1) Darrin Jackson, R (6, PH) Steve Montgomery, R (7, 1) Kevin Walker, L (8, 1) Wki Gonzalez, R (9, PH) Will Cunnane, R (9, 1) OBP: 0.500, SLG: 0.422										1	0	1	0	0	0	0																	
<b>Inning Stats</b>	R: 0 E: 0 K: 1 S: 6	H: 0 LOB: 0 BB: 0 P: 8	R: 0 E: 0 K: 0 S: 5	H: 0 LOB: 1 BB: 2 P: 14	R: 0 E: 0 K: 1 S: 11	H: 1 LOB: 0 BB: 0 P: 15	R: 1 E: 0 K: 1 S: 9	H: 1 LOB: 0 BB: 0 P: 15	R: 0 E: 0 K: 3 S: 9	H: 0 LOB: 0 BB: 0 P: 13	R: 0 E: 0 K: 0 S: 8	H: 1 LOB: 0 BB: 0 P: 11	R: 0 E: 0 K: 0 S: 7	H: 1 LOB: 1 BB: 0 P: 12	R: 0 E: 0 K: 2 S: 8	H: 0 LOB: 1 BB: 1 P: 14		1B: 3 2B: 1 3B: 0 HR: 1	SF: 0 SAC: 0 DP: 3 HBP: 0	WP: 0 PA: 31 PB: 0 SB: 0 CS: 0													
<b>PITCHER</b>	IP WLS BF H R ER SO BB IBB HBP BLK WP HR S P ERA WHIP																																
Brian Bohanon, L (1, 1) ERA: 6.2	8.0	W	27	4	1	1	7	2	0	0	0	0	0	62	100	1.12	0.750																
Jose Jimenez, R (9, 1) ERA: 3.09	1.0	S	4	0	0	0	2	1	0	0	0	0	0	8	14	0.00	1.000																

AB	32
R	3
H	4
RBI	3
BB	5
SO	11
LOB	13





Batter	1	2	3	4	5	6	7	8	9	AB	R	H	RBI	BB	SO	LOB	TOP				
Todd Hollandsworth, L (1.8) OBP: 0.309, SLG: 0.401	1-3 K		1-3 K		2-1 G4-3			0-1 FC4-6		4	0	0	0	0	2	2	<b>Los Angeles Dodgers @ San Diego Padres</b> Qualcomm Stadium, San Diego, CA Tue Jul 04 2000, 9:05 PM EDT Att: 51,285 - Sunny - 71 F				
Mark Grudzielanek, R (1.4) OBP: 0.348, SLG: 0.408	4-2 G6-4-3 BB		4-0 1B BB		1-0 G6-3			2-3 K		2	0	0	0	2	1	1					
Shawn Green, L (1.9) OBP: 0.415, SLG: 0.520	0-2 G6-4-3		2-1 FC5-4 1B		3-1 G3			3-1 L4		4	0	1	1	0	0	2					
Gary Sheffield, R (1.7) OBP: 0.447, SLG: 0.678		4-2 CS BB	0-2 FC5-4		0-2 F8			1-2 F9		3	0	0	0	1	0	2					
Eric Karros, R (1.3) OBP: 0.341, SLG: 0.539		2-3 K		0-1 F8		0-0 F8		2-2 G5-3 BB HBP		3	0	0	0	0	1	1					
Chad Kreuter, S (1.2) OBP: 0.455, SLG: 0.456	0-2 HR		0-1 G3				1-3 K		4-2 BB	3	1	1	1	1	1	0					
Adrian Beltré, R (1.5) OBP: 0.314, SLG: 0.423	2-2 F7		0-1 1B				1-3 K		2-2 G5-3	4	0	1	0	0	1	2					
Alex Cora, L (1.6) OBP: 0.344, SLG: 0.417			2-2 E6 SH3 PB 1B		0-1 G5-3		1-2 G3			3	1	0	0	0	0	1					
Chan Ho Park, R (1.1) OBP: 0.184, SLG: 0.237			2-2 SH3		1-2 G6-3			1-1 FC4-6 1B		1	0	0	0	0	0	0					
Onan Masaoka, R (7.1) Dave Hansen, L (8. PH) Matt Herges, L (8.1)										0	0	0	0	0	0	0					
<b>Inning Stats</b>	R: 0 H: 0 E: 0 K: 1 S: 10	H: 0 LOB: 0 BB: 1 P: 15	R: 1 H: 1 E: 0 K: 1 S: 16	LOB: 0 BB: 1 P: 24	R: 1 H: 1 E: 1 K: 1 S: 14	LOB: 2 BB: 1 P: 25	R: 0 H: 1 E: 0 K: 0 S: 8	H: 1 LOB: 1 BB: 0 P: 8	R: 0 H: 0 E: 0 K: 0 S: 6	H: 0 LOB: 0 BB: 0 P: 10	R: 0 H: 0 E: 0 K: 2 S: 10	H: 0 LOB: 0 BB: 0 P: 13	R: 0 H: 1 E: 0 K: 1 S: 9	H: 1 LOB: 1 BB: 1 P: 15	R: 0 H: 0 E: 0 K: 0 S: 17	H: 0 LOB: 1 BB: 1 P: 26	1B: 3 2B: 0 3B: 0 HR: 1	SF: 0 SAC: 1 DP: 2 HBP: 1	WP: 0 PB: 1 SB: 0 CS: 1	PA: 34	
<b>PITCHER</b>	IP WLS BF H R ER SO BB IBB HBP BLK WP HR S P ERA WHIP	8.1 W 33 4 2 1 6 4 0 1 0 0 1 88 135 1.08 0.960	0.2 1 0 0 0 0 0 0 0 0 0 0 0 8 10 0.00 0.000																		

AB	28
R	2
H	4
RBI	2
BB	4
SO	6
LOB	11



Batter	1	2	3	4	5	6	7	8	9	AB	R	H	RBI	BB	SO	LOB	BOTTOM				
Al Martin, L (1.7) OBP: 0.352, SLG: 0.479	2-3 K		3-3 K		1-3 K		3-2 G4-3			4	0	0	0	0	3	2	<b>Los Angeles Dodgers @ San Diego Padres</b> Qualcomm Stadium, San Diego, CA Tue Jul 04 2000, 9:05 PM EDT Att: 51,285 - Sunny - 71 F				
29 Kory DeHaan, L (1.9) OBP: 0.246, SLG: 0.264	1-1 G1-3		0-0 G3 1B WP		0-1 E9 SF7 1B		3-3 K			4	2	2	0	0	1	0					
Ryan Klesko, L (1.3) OBP: 0.415, SLG: 0.655	2-3 K2-3		4-2 G3 1B BB		0-0 SF7 1B			1-0 HR		2	2	1	2	1	1	0					
Dave Magadan, L (1.5) OBP: 0.296, SLG: 0.217		4-2 G6-4-3 BB	1-1 G3		3-2 G5-3			2-2 1B		3	0	1	0	1	0	2					
Bret Boone, R (1.4) OBP: 0.322, SLG: 0.458	1-2 G6-4-3		0-0 G3 WP 1B		2-1 G4-3 SF7 2B			0-2 F8		4	2	2	2	0	0	2					
Wiki Gonzalez, R (1.2) OBP: 0.310, SLG: 0.351	1-3 K		2-H 3-H G3		1-1 G4-3			3-1 F8		4	0	0	0	0	1	3					
Ruben Rivera, R (1.8) OBP: 0.341, SLG: 0.503			3-1 2B		3-0 2B		0-0 SF7		0-3 K	3	0	2	2	0	1	1					
Damian Jackson, R (1.6) OBP: 0.352, SLG: 0.369			1-3 K		3-H L4		3-H K			3	0	0	0	0	2	2					
Matt Clement, R (1.1) OBP: 0.162, SLG: 0.147			0-3 K		0-0 29 1B E					3	1	1	0	0	1	1					
Donne Wall, R (9.1)										0	0	0	0	0	0	0					
<b>Inning Stats</b>	R: 0 H: 0 E: 0 K: 2 S: 9	H: 0 LOB: 0 BB: 0 P: 14	R: 0 H: 0 E: 0 K: 1 S: 9	LOB: 0 BB: 1 P: 15	R: 0 H: 1 E: 0 K: 3 S: 11	LOB: 1 BB: 0 P: 18	R: 3 H: 3 E: 0 K: 0 S: 14	H: 3 LOB: 1 BB: 1 P: 23	R: 2 H: 2 E: 1 K: 1 S: 10	H: 0 LOB: 0 BB: 0 P: 14	R: 1 H: 1 E: 0 K: 1 S: 8	H: 0 LOB: 0 BB: 0 P: 12	R: 0 H: 0 E: 0 K: 1 S: 13	H: 0 LOB: 0 BB: 0 P: 22	R: 1 H: 2 E: 0 K: 1 S: 13	H: 2 LOB: 1 BB: 0 P: 19	1B: 5 2B: 3 3B: 0 HR: 1	SF: 2 SAC: 0 DP: 1 HBP: 0	WP: 2 PB: 0 SB: 0 CS: 0	PA: 34	
<b>PITCHER</b>	IP WLS BF H R ER SO BB IBB HBP BLK WP HR S P ERA WHIP	6.0 L 26 7 6 5 8 2 0 0 0 0 0 13 22 0.00 0.000	1.0 3 0 0 0 1 0 0 0 0 0 0 0 13 22 0.00 0.000	1.0 5 2 1 1 1 0 0 0 0 0 0 1 13 19 9.00 2.000																	

AB	30
R	7
H	9
RBI	6
BB	2
SO	10
LOB	13









Batter	1	2	3	4	5	6	7	8	9	AB	R	H	RBI	BB	SO	LOB	TOP								
Todd Hollandsworth, L (1.8)										4	1	1	0	1	1	2	<b>Los Angeles Dodgers @ San Diego Padres</b> Qualcomm Stadium, San Diego, CA Thu Jul 06 2000, 5:05 PM EDT Att: 30,902 - Sunny - 74 F								
Mark Crutzielnek, R (1.4)										5	1	2	1	0	0	2									
Gary Sheffield, R (1.7) Onan Masaoka, R (9.1) Matt Herges, L (9.1)										4	1	0	0	1	1	2									
Shawn Green, L (1.9)										5	2	2	1	0	0	2									
Eric Karros, R (1.3)										4	1	2	0	1	0	2									
Todd Hundley, S (1.2)										5	1	3	2	0	0	2									
Adrian Beltré, R (1.5)										4	1	2	2	1	0	2									
Alex Cora, L (1.6)										4	1	1	0	1	0	2									
Kevin Brown, R (1.1) Mike Metcalfe, S (9.7)										3	0	1	0	0	1	2									
										1	0	0	0	0	0	0									
<b>Inning Stats</b>	R: 0 E: 0 K: 0 S: 6	H: 1 LOB: 0 BB: 0 P: 9	R: 1 E: 0 K: 0 S: 9	H: 3 LOB: 2 BB: 0 P: 15	R: 0 E: 1 K: 1 S: 14	H: 1 LOB: 2 BB: 0 P: 22	R: 2 E: 0 K: 0 S: 14	H: 3 LOB: 1 BB: 0 P: 21	R: 1 E: 0 K: 1 S: 14	H: 3 LOB: 2 BB: 0 P: 21	R: 0 E: 0 K: 1 S: 9	H: 0 LOB: 1 BB: 1 P: 14	R: 0 E: 0 K: 1 S: 9	H: 0 LOB: 1 BB: 1 P: 19	R: 4 E: 1 K: 0 S: 14	H: 2 LOB: 1 BB: 3 P: 33	R: 1 E: 0 K: 0 S: 6	H: 1 LOB: 0 BB: 0 P: 7	1B: 9 2B: 4 3B: 0 HR: 3	SF: 0 SAC: 1 DP: 2 HBP: 0	WP: 0 PB: 0 SB: 0 CS: 0	PA: 45			
<b>PITCHER</b>	IP	WLS	BF	H	R	ER	SO	BB	IBB	HBP	BLK	WP	HR	S	P	ERA	WHIP								
Brian Meadows, R (1.1)	5.0	L	25	11	4	4	1	0	0	0	0	0	2	57	88	7.20	2.200								
Will Cunnane, R (6.1)	1.0		4	0	0	0	1	1	0	0	0	0	0	9	14	0.00	1.000								
Steve Montgomery, R (7.1)	1.0		4	0	0	0	1	1	0	0	0	0	0	9	19	0.00	1.000								
Kevin Walker, L (8.1)	1.0		8	2	4	1	0	2	1	0	0	0	0	14	33	9.00	4.000								
Carlos Reyes, R (9.1)	1.0		4	1	1	1	0	0	0	0	0	0	1	6	7	9.00	1.000								


Batter	1	2	3	4	5	6	7	8	9	AB	R	H	RBI	BB	SO	LOB	BOTTOM								
Al Martin, L (1.7)										4	0	0	0	0	1	0	<b>Los Angeles Dodgers @ San Diego Padres</b> Qualcomm Stadium, San Diego, CA Thu Jul 06 2000, 5:05 PM EDT Att: 30,902 - Sunny - 74 F								
29 Kory DeHaan, L (1.9) Damian Jackson, R (9.7)										3	0	0	0	0	1	0									
Ryan Klesko, L (1.3)										4	1	1	0	0	1	0									
Phil Nevin, R (1.5)										3	1	2	2	1	1	0									
Bret Boone, R (1.4)										3	0	0	0	1	1	1									
Wiki Gonzalez, R (1.2)										4	1	2	1	0	1	2									
Ruben Rivera, R (1.8)										3	0	0	0	0	2	1									
16 Kevin Nicholson, S (1.6)										3	0	0	0	0	3	1									
Brian Meadows, R (1.1) Dusty Allen, R (5.7) Will Cunnane, R (6.1) Steve Montgomery, R (7.1) Kevin Walker, L (8.1) Dave Magadan, S (8.7) Carlos Reyes, S (9.1)										1	0	0	0	0	1	0									
										1	0	0	0	0	1	1									
										0	0	0	0	0	0	0									
										0	0	0	0	0	0	0									
										0	0	0	0	0	0	0									
										1	0	0	0	0	0	0									
<b>Inning Stats</b>	R: 2 E: 0 K: 1 S: 13	H: 2 LOB: 0 BB: 0 P: 19	R: 0 E: 0 K: 1 S: 8	H: 0 LOB: 0 BB: 0 P: 10	R: 0 E: 0 K: 2 S: 8	H: 0 LOB: 0 BB: 0 P: 14	R: 0 E: 0 K: 3 S: 10	H: 0 LOB: 0 BB: 0 P: 14	R: 0 E: 0 K: 0 S: 9	H: 1 LOB: 1 BB: 0 P: 17	R: 1 E: 0 K: 1 S: 6	H: 1 LOB: 0 BB: 1 P: 11	R: 0 E: 0 K: 1 S: 8	H: 0 LOB: 2 BB: 0 P: 11	R: 0 E: 0 K: 1 S: 10	H: 1 LOB: 1 BB: 1 P: 19	1B: 2 2B: 1 3B: 0 HR: 2	SF: 0 SAC: 0 DP: 1 HBP: 0	WP: 0 PB: 0 SB: 0 CS: 0	PA: 33					
<b>PITCHER</b>	IP	WLS	BF	H	R	ER	SO	BB	IBB	HBP	BLK	WP	HR	S	P	ERA	WHIP								
Kevin Brown, R (1.1)	8.0	W	28	4	3	3	12	1	0	0	0	0	2	76	109	3.38	0.625								
Onan Masaoka, L (9.1)	0.2		4	1	0	0	0	1	0	0	0	0	0	7	15	0.00	3.000								
Matt Herges, R (9.1)	0.1		1	0	0	0	1	0	0	0	0	0	0	3	4	0.00	0.000								



Batter	1	2	3	4	5	6	7	8	9	10	AB	R	H	RBI	BB	SO	LOB	TOP						
<b>Eric Owens, R</b> OBP: 0.387, SLG: 0.423 (1, 9)	G1-3		G4-3					L4			4	1	1	0	1	0	2							
<b>Ruben Rivera, R</b> OBP: 0.332, SLG: 0.479 (1, 8)	P4		K				K			FC6-4 BB	4	0	0	0	1	3	2							
<b>Ryan Klesko, L</b> OBP: 0.409, SLG: 0.638 (1, 3)	P4			HR 1B	G4-3					FC6-4 FC1-5 1B 1-2	5	1	2	1	0	0	2							
<b>Phil Nevin, R</b> OBP: 0.337, SLG: 0.509 (1, 5)		F8		F9			K	K		FC1-5 1B	5	0	1	0	0	2	2							
<b>Bret Boone, R</b> OBP: 0.328, SLG: 0.461 (1, 4)		BB BB		HR					F3	FC1-5 1-2 2-3	3	1	1	2	2	0	2							
<b>Wily Gonzalez, R</b> OBP: 0.321, SLG: 0.377 (1, 2)		F7			BB					G6-3	2	1	0	0	2	0	3							
<b>Dusty Allen, R</b> (1, 10)																								
<b>Dave Magadan, L</b> OBP: 0.293, SLG: 0.206 <b>29 Kory Dethman, L</b> OBP: 0.258, SLG: 0.323 (8, PR)		BB			K																			
<b>Damian Jackson, R</b> OBP: 0.344, SLG: 0.360 (1, 7)		P6			G4-3																			
<b>16 Kevin Nicholson, S</b> OBP: 0.245, SLG: 0.298 (1, 6)				F9																				
<b>Inning Stats</b>	R: 0 E: 0 K: 0 S: 11	H: 0 LOB: 0 BB: 0 P: 14	R: 0 E: 0 K: 0 S: 16	H: 0 LOB: 2 BB: 2 P: 31	R: 0 E: 0 K: 1 S: 6	H: 0 LOB: 0 BB: 0 P: 9	R: 2 E: 0 K: 1 S: 23	H: 2 LOB: 1 BB: 1 P: 36	R: 0 E: 0 K: 1 S: 7	H: 1 LOB: 1 BB: 1 P: 9	R: 0 E: 0 K: 2 S: 16	H: 0 LOB: 2 BB: 2 P: 28	R: 1 E: 0 K: 3 S: 19	H: 1 LOB: 1 BB: 1 P: 29	R: 1 E: 0 K: 0 S: 9	H: 1 LOB: 2 BB: 1 P: 18	R: 0 E: 0 K: 0 S: 8	H: 1 LOB: 2 BB: 0 P: 19	R: 0 E: 0 K: 2 S: 16	H: 0 LOB: 0 BB: 0 P: 22	1B: 4 2B: 1 3B: 0 HR: 1	SF: 0 SAC: 0 DP: 0 HBP: 1	WP: 0 PB: 0 SB: 1 CS: 0	PA: 45
<b>PITCHER</b>	IP	WLS	BF	H	R	ER	SO	BB	IBB	HBP	BLK	WP	HR	S	P	ERA	WHIP							
<b>40 Matt Perisho, L</b> ERA: 5.08 <b>59 Jeff Zimmerman, R</b> ERA: 6.25 <b>Tim Crabtree, R</b> ERA: 5.95 <b>John Wetteland, R</b> ERA: 3.63 <b>Doug Davis, L</b> ERA: 7.48	(1, 1)	5.1	23	3	2	2	4	4	0	0	0	0	0	28	45	3.38	1.312							

San Diego Padres @ Texas Rangers  
The Ballpark at Arlington, Arlington, TX  
Fri Jul 07 2000, 8:35 PM EDT  
Alt. 35.067 - Sunny - 97 F


AB	36
R	4
H	6
RBI	4
BB	8
SO	10
LOB	23



Batter	1	2	3	4	5	6	7	8	9	10	AB	R	H	RBI	BB	SO	LOB	BOTTOM						
<b>Luis Alicea, S</b> OBP: 0.391, SLG: 0.430 (1, 4)	HR 1B	G4-3			K			F5		FC5-2 1B BB	4	2	1	0	1	1	1							
<b>29 Rusty Greer, L</b> OBP: 0.358, SLG: 0.444 (1, 7)	HR BB				F8					E6 1B FC5-2	4	1	1	0	1	0	2							
<b>Rafael Palmeiro, L</b> OBP: 0.485, SLG: 0.570 <b>Scarborough Green, S</b> OBP: 0.297, SLG: 0.286 (9, 9)	HR 1B				F8					FC5-2 1B	3	1	1	0	1	0	1							
<b>Ivan Rodriguez, R</b> OBP: 0.390, SLG: 0.702 (1, 2)	HR					G4-3				P4	5	1	2	4	0	0	4							
<b>David Segui, S</b> OBP: 0.399, SLG: 0.513 (1, 10)	F8 2B				F7						5	0	2	1	0	0	1							
<b>Dave Martinez, L</b> OBP: 0.301, SLG: 0.333 (9, 3)	F8				K						3	0	0	0	1	2	2							
<b>Mike Lamb, L</b> OBP: 0.357, SLG: 0.440 (1, 5)					F9						3	0	1	0	1	0	1							
<b>Gabe Kapler, R</b> OBP: 0.307, SLG: 0.374 (1, 8)	G5-4-3 BB				F9						4	0	0	0	0	0	4							
<b>44 Kelly Dransfeldt, R</b> <b>Frank Catalanotto, L</b> OBP: 0.485, SLG: 0.573 (10, PH)		F2			F8						3	0	0	0	0	1	1							
<b>Inning Stats</b>	R: 4 E: 0 K: 0 S: 18	H: 4 LOB: 1 BB: 2 P: 35	R: 0 E: 0 K: 0 S: 8	H: 1 LOB: 1 BB: 0 P: 11	R: 0 E: 0 K: 1 S: 8	H: 0 LOB: 0 BB: 0 P: 11	R: 0 E: 0 K: 0 S: 7	H: 0 LOB: 0 BB: 0 P: 11	R: 0 E: 0 K: 1 S: 6	H: 0 LOB: 1 BB: 0 P: 19	R: 0 E: 0 K: 0 S: 7	H: 0 LOB: 1 BB: 1 P: 13	R: 0 E: 0 K: 0 S: 12	H: 0 LOB: 1 BB: 1 P: 22	R: 1 E: 1 K: 0 S: 11	H: 2 LOB: 3 BB: 1 P: 21	1B: 6 2B: 2 3B: 0 HR: 1	SF: 0 SAC: 0 DP: 1 HBP: 0	WP: 1 PB: 0 SB: 0 CS: 2	PA: 42				
<b>PITCHER</b>	IP	WLS	BF	H	R	ER	SO	BB	IBB	HBP	BLK	WP	HR	S	P	ERA	WHIP							
<b>Woody Williams, R</b> ERA: 4.73 <b>Donne Wall, R</b> ERA: 3.93 <b>Matt Whiteside, R</b> ERA: 3.82	(1, 1)	7.1	30	7	4	4	4	3	0	0	0	1	1	15	26	4.91	1.364							

San Diego Padres @ Texas Rangers  
The Ballpark at Arlington, Arlington, TX  
Fri Jul 07 2000, 8:35 PM EDT  
Alt. 35.067 - Sunny - 97 F

AB	36
R	5
H	9
RBI	5
BB	5
SO	4
LOB	20





Batter	1	2	3	4	5	6	7	8	9	AB	R	H	RBI	BB	SO	LOB	TOP										
<b>Eric Owens, R</b> OBP: 0.383, SLG: 0.419 (1,9)										3	0	0	1	0	1	1											
<b>Al Martin, L</b> OBP: 0.350, SLG: 0.473 (1,7)										3	0	1	0	1	0	0											
<b>Ryan Klesko, L</b> OBP: 0.408, SLG: 0.633 (8, PH)										2	0	0	0	1	1	1											
<b>Dusty Allen, R</b> (8, 3)										1	0	0	0	0	0	0											
<b>Phil Nevin, R</b> OBP: 0.336, SLG: 0.509 (1,5)										4	0	1	0	0	1	2											
<b>Bret Boone, R</b> OBP: 0.325, SLG: 0.457 (1,4)										3	0	0	0	0	2	3											
<b>Damian Jackson, R</b> OBP: 0.347, SLG: 0.360 (8,4)										0	0	0	0	1	0	0											
<b>Dave Magadan, L</b> OBP: 0.304, SLG: 0.200 (1, 10)										2	0	0	0	2	0	2											
<b>Wiki Gonzalez, R</b> OBP: 0.314, SLG: 0.368 (1,2)										3	0	0	0	0	0	5											
<b>Ben Davis, S</b> OBP: 0.111, SLG: 0.059 (8,2)										1	0	0	0	0	0	0											
<b>Ruben Rivera, R</b> OBP: 0.327, SLG: 0.472 (1,8)										3	0	0	0	0	3	0											
<b>16 Kevin Nicholson, S</b> OBP: 0.269, SLG: 0.347 (1,6)										2	1	1	0	0	0	0											
<b>Inning Stats</b>	R: 0 E: 0 K: 2 S: 15	H: 0 LOB: 0 BB: 0 P: 22	R: 0 E: 0 K: 1 S: 9	H: 0 LOB: 1 BB: 1 P: 17	R: 0 E: 0 K: 1 S: 10	H: 0 LOB: 0 BB: 0 P: 14	R: 0 E: 0 K: 0 S: 13	H: 1 LOB: 3 BB: 2 P: 29	R: 1 E: 0 K: 1 S: 13	H: 1 LOB: 1 BB: 1 P: 20	R: 0 E: 0 K: 1 S: 9	H: 1 LOB: 1 BB: 0 P: 15	R: 0 E: 0 K: 1 S: 7	H: 0 LOB: 0 BB: 0 P: 11	R: 0 E: 0 K: 1 S: 3	H: 0 LOB: 0 BB: 1 P: 8	1B: 1 2B: 1 3B: 1 HR: 0	SF: 1 SAC: 0 DP: 2 HBP: 1	WP: 0 PB: 0 SB: 0 CS: 0	PA: 34							
<b>PITCHER</b>	IP	WLS	BF	H	R	ER	SO	BB	IBB	HBP	BLK	WP	HR	S	P	ERA	WHIP										
<b>Rick Helling, R</b> ERA: 3.85 (1,1)	7.0	W	28	3	1	1	7	4	0	1	0	0	0	76	128	1.29	1.000										
<b>Mike Venafro, L</b> ERA: 4.5 (8,1)	0.1		1	0	0	0	0	0	0	0	0	0	0	3	4	0.00	0.000										
<b>Esteban Loaiza, R</b> ERA: 5.33 (8,1)	1.2		5	0	0	0	1	1	0	0	0	0	0	7	13	0.00	0.600										

San Diego Padres @ Texas Rangers  
The Ballpark at Arlington, Arlington, TX  
Sat Jul 08 2000, 8:35 PM EDT  
Att: 39,143 - Sunny - 97 F

livebaseballscorecards.com

AB 27  
R 1  
H 3  
RBI 1  
BB 5  
SO 8  
LOB 14

Batter	1	2	3	4	5	6	7	8	9	AB	R	H	RBI	BB	SO	LOB	BOTTOM										
<b>Luis Altea, S</b> OBP: 0.397, SLG: 0.441 (1,4)										4	2	3	1	1	1	1											
<b>Dave Martinez, L</b> OBP: 0.304, SLG: 0.342 (1,9)										3	2	1	1	1	1	1											
<b>29 Rusty Greer, L</b> OBP: 0.360, SLG: 0.448 (1,7)										3	1	1	1	1	1	2											
<b>Rafael Palmeiro, L</b> OBP: 0.406, SLG: 0.579 (1,3)										4	1	2	3	0	0	1											
<b>David Segui, S</b> OBP: 0.303, SLG: 0.526 (1,10)										4	1	3	2	0	0	0											
<b>Mike Lamb, L</b> OBP: 0.352, SLG: 0.432 (1,5)										4	0	0	0	0	0	3											
<b>Bill Haselman, R</b> OBP: 0.283, SLG: 0.286 (1,2)										4	0	0	0	0	1	2											
<b>Gabe Kapler, R</b> OBP: 0.310, SLG: 0.373 (1,8)										3	0	1	0	1	0	0											
<b>Scott Sheldon, R</b> OBP: 0.326, SLG: 0.390 (1,6)										4	1	1	0	0	0	1											
<b>Inning Stats</b>	R: 2 E: 0 K: 1 S: 13	H: 2 LOB: 2 BB: 2 P: 30	R: 2 E: 0 K: 0 S: 13	H: 3 LOB: 1 BB: 0 P: 17	R: 1 E: 0 K: 1 S: 8	H: 1 LOB: 0 BB: 1 P: 18	R: 0 E: 0 K: 0 S: 4	H: 1 LOB: 0 BB: 0 P: 6	R: 0 E: 0 K: 0 S: 5	H: 1 LOB: 1 BB: 0 P: 9	R: 1 E: 0 K: 0 S: 9	H: 2 LOB: 1 BB: 0 P: 13	R: 2 E: 0 K: 1 S: 17	H: 1 LOB: 0 BB: 1 P: 25	R: 0 E: 0 K: 1 S: 8	H: 1 LOB: 1 BB: 0 P: 12	1B: 6 2B: 2 3B: 2 HR: 2	SF: 0 SAC: 0 DP: 1 HBP: 0	WP: 0 PB: 0 SB: 0 CS: 1	PA: 38							
<b>PITCHER</b>	IP	WLS	BF	H	R	ER	SO	BB	IBB	HBP	BLK	WP	HR	S	P	ERA	WHIP										
<b>Adam Eaton, R</b> ERA: 3.73 (1,1)	6.0	L	28	10	6	6	2	3	0	0	0	0	1	52	93	9.00	2.167										
<b>Carlos Reyes, R</b> ERA: 5.72 (7,1)	2.0		9	2	2	2	2	1	0	0	0	0	1	25	37	9.00	1.500										

San Diego Padres @ Texas Rangers  
The Ballpark at Arlington, Arlington, TX  
Sat Jul 08 2000, 8:35 PM EDT  
Att: 39,143 - Sunny - 97 F

livebaseballscorecards.com

AB 33  
R 8  
H 12  
RBI 8  
BB 4  
SO 4  
LOB 11



Batter	1	2	3	4	5	6	7	8	9	AB	R	H	RBI	BB	SO	LOB	TOP				
<b>Eric Owens, R</b> OBP: 0.383, SLG: 0.418 (1, 9)										5	0	2	0	0	1	2					
<b>Ruben Rivera, R</b> OBP: 0.329, SLG: 0.475 (1, 8)										5	2	2	0	0	2	3					
<b>Ryan Klesko, L</b> OBP: 0.405, SLG: 0.625 (1, 3)										5	0	1	0	0	0	4					
<b>Phil Nevin, R</b> OBP: 0.335, SLG: 0.509 (1, 5)										4	0	1	1	0	1	3					
<b>Bret Boone, R</b> OBP: 0.324, SLG: 0.454 (1, 4)										4	1	1	1	0	0	3					
<b>Wiki Gonzalez, R</b> OBP: 0.319, SLG: 0.380 (1, 2)										4	0	2	1	0	0	1					
<b>Dusty Allen, R</b> (1, 7)										3	0	0	0	0	2	2					
<b>Damian Jackson, R</b> OBP: 0.345, SLG: 0.358 (6, 7)										1	0	0	0	0	0	0					
<b>Ben Davis, S</b> OBP: 0.136, SLG: 0.095 (1, 10)										4	1	1	0	0	0	1					
<b>16 Kevin Nicholson, S</b> OBP: 0.304, SLG: 0.434 (1, 6)										4	0	3	1	0	0	1					
<b>Inning Stats</b>	R: 0 E: 0 K: 1 S: 12	H: 2 LOB: 2 BB: 0 P: 18	R: 1 E: 0 K: 1 S: 12	H: 2 LOB: 1 BB: 0 P: 20	R: 2 E: 0 K: 0 S: 16	H: 3 LOB: 1 BB: 0 P: 22	R: 0 E: 0 K: 0 S: 8	H: 1 LOB: 0 BB: 0 P: 14	R: 1 E: 0 K: 0 S: 10	H: 2 LOB: 1 BB: 0 P: 18	R: 0 E: 0 K: 1 S: 9	H: 0 LOB: 0 BB: 0 P: 11	R: 0 E: 0 K: 0 S: 6	H: 0 LOB: 0 BB: 0 P: 9	R: 0 E: 0 K: 1 S: 14	H: 2 LOB: 2 BB: 0 P: 20	1B: 7 2B: 6 3B: 0 HR: 0	SF: 0 SAC: 0 DP: 1 HBP: 0	WP: 0 PB: 0 SB: 0 CS: 0	PA: 39	
<b>PITCHER</b>	IP	WLS	BF	H	R	ER	SO	BB	IBB	HBP	BLK	WP	HR	S	P	ERA	WHIP				
<b>Kenny Rogers, L</b> ERA: 4.23 (1, 1)	5.2	L	27	11	4	4	3	0	0	0	0	0	0	65	103	6.35	1.941				
<b>Esteban Loaiza, R</b> ERA: 5.19 (6, 1)	2.2		10	2	0	0	2	0	0	0	0	0	0	27	39	0.00	0.750				
<b>John Wetteland, R</b> ERA: 3.57 (9, 1)	0.2		2	0	0	0	1	0	0	0	0	0	0	6	7	0.00	0.000				

San Diego Padres @ Texas Rangers  
The Ballpark at Arlington, Arlington, TX  
Sun Jul 09 2000, 8:05 PM EDT  
Att: 30,070 - Sunny - 97 F

AB	39
R	4
H	13
RBI	4
BB	0
SO	6
LOB	20



Batter	1	2	3	4	5	6	7	8	9	AB	R	H	RBI	BB	SO	LOB	BOTTOM					
<b>Luis Alicea, S</b> OBP: 0.394, SLG: 0.435 (1, 4)										4	0	0	0	1	1	8						
<b>44 Kelly Dransfeldt, R</b> (9, 6)										0	0	0	0	0	0	0						
<b>29 Rusty Greer, L</b> OBP: 0.356, SLG: 0.441 (1, 7)										5	1	1	0	0	1	2						
<b>Rafael Palmeiro, L</b> OBP: 0.400, SLG: 0.575 (1, 10)										4	1	1	0	1	1	0						
<b>Scarborough Green, S</b> OBP: 0.297, SLG: 0.286 (9, PR)										0	0	0	0	0	0	0						
<b>Ivan Rodriguez, R</b> OBP: 0.393, SLG: 0.708 (1, 2)										3	1	2	1	1	1	0						
<b>David Segui, S</b> OBP: 0.397, SLG: 0.520 (1, 3)										4	0	0	1	0	0	3						
<b>Dave Martinez, L</b> OBP: 0.309, SLG: 0.343 (1, 9)										2	0	1	1	1	0	0						
<b>Chad Curtis, R</b> OBP: 0.326, SLG: 0.437 (8, PH)										2	0	0	0	0	0	1						
<b>Mike Lamb, L</b> OBP: 0.354, SLG: 0.431 (1, 5)										3	0	1	0	1	1	1						
<b>Gabe Kapler, R</b> OBP: 0.314, SLG: 0.372 (1, 8)										3	0	1	0	1	0	1						
<b>Scott Sheldon, R</b> OBP: 0.347, SLG: 0.419 (1, 6)										2	0	1	0	1	1	3						
<b>Frank Catalanotto, L</b> OBP: 0.400, SLG: 0.573 (8, PH)										0	0	0	0	1	0	0						
<b>Inning Stats</b>	R: 0 E: 0 K: 0 S: 3	H: 0 LOB: 0 BB: 1 P: 11	R: 0 E: 0 K: 1 S: 7	H: 0 LOB: 1 BB: 1 P: 17	R: 0 E: 0 K: 0 S: 8	H: 1 LOB: 0 BB: 0 P: 16	R: 2 E: 0 K: 2 S: 16	H: 2 LOB: 3 BB: 3 P: 32	R: 0 E: 0 K: 1 S: 15	H: 1 LOB: 1 BB: 0 P: 24	R: 0 E: 0 K: 0 S: 8	H: 1 LOB: 2 BB: 1 P: 16	R: 0 E: 0 K: 1 S: 11	H: 0 LOB: 1 BB: 1 P: 18	R: 0 E: 0 K: 1 S: 9	H: 1 LOB: 2 BB: 1 P: 14	R: 1 E: 0 K: 0 S: 8	H: 2 LOB: 1 BB: 0 P: 14	1B: 5 2B: 3 3B: 0 HR: 0	SF: 2 SAC: 0 DP: 1 HBP: 0	WP: 1 PB: 0 SB: 0 CS: 0	PA: 42
<b>PITCHER</b>	IP	WLS	BF	H	R	ER	SO	BB	IBB	HBP	BLK	WP	HR	S	P	ERA	WHIP					
<b>Matt Clement, R</b> ERA: 4.84 (1, 1)	5.2	W	27	5	2	2	4	6	0	0	0	0	0	19	27	0.00	1.000					
<b>Kevin Walker, L</b> ERA: 4.42 (6, 1)	2.0	H	8	1	0	0	2	1	0	0	0	0	0	1	5	∞	∞					
<b>Steve Montgomery, R</b> ERA: 4.15 (8, 1)	0.0		1	0	0	0	0	1	0	0	0	0	0	1	5	∞	∞					
<b>Trevor Hoffman, R</b> ERA: 3.44 (8, 1)	1.1	S	6	2	1	1	0	0	0	0	0	0	0	9	15	6.75	1.500					

San Diego Padres @ Texas Rangers  
The Ballpark at Arlington, Arlington, TX  
Sun Jul 09 2000, 8:05 PM EDT  
Att: 30,070 - Sunny - 97 F

AB	32
R	3
H	8
RBI	3
BB	8
SO	6
LOB	19





Batter	1	2	3	4	5	6	7	8	9	10	AB	R	H	RBI	BB	SO	LOB	TOP																	
Rickey Henderson, R OBP: 0.365, SLG: 0.298 Raul Ibanez, L OBP: 0.302, SLG: 0.316 Stan Javier, S OBP: 0.351, SLG: 0.388	1-2 CS 1B			1-0 E HBP		0-3 K		2-2 G6-3		2-2 FC6-4	1 1 2	0	1	0	0	0	0																		
Mark McLemore, S OBP: 0.347, SLG: 0.277	2-1 F7		2-1 E6		1-1 F9		2-2 F9				4	0	0	0	0	0	3																		
John Olerud, L OBP: 0.416, SLG: 0.482	0-1 G5-3		0-0 F8		3-2 F8		2-3 K				4	0	0	0	0	1	2																		
Mike Cameron, R OBP: 0.354, SLG: 0.445		0-1 G4-3		1-0 CS 1B		3-1 F8		1-3 K			4	0	1	0	0	1	0																		
Jay Buhner, R OBP: 0.380, SLG: 0.502		3-3 K		0-3 K		0-0 G5-3		0-1 F7			4	0	0	0	0	2	1																		
David Bell, R OBP: 0.289, SLG: 0.356		0-1 F9		2-0 K		1-2 2B		0-1 F9			4	0	1	0	0	1	0																		
Joe Oliver, R OBP: 0.328, SLG: 0.492			1-1 G5-3		1-3 K		0-0 F7				3	0	0	0	1	1	1																		
Carlos Guillen, S OBP: 0.270, SLG: 0.179			1-1 SH3-4 E 1B		4-1 SH3 BB		2-0 1B				3	1	2	0	1	0	1																		
Freddy Garcia, R Jose Paniagua, R Arthur Rhodes, L Jose Mesa, R Edgar Martinez, R Brett Tomko, R	1-1 SH3-4 1-2		1-0 SH3-4		0-0 SH3		0-0 G6-3			2-2 FC6-4 1B	1 0 0 0 0 0 0 0 0 0	0	0	0	0	0	0	1																	
<b>Inning Stats</b>	R: 0 E: 0 K: 0 S: 8	H: 1 LOB: 0 BB: 0 P: 11	R: 0 E: 0 K: 1 S: 8	H: 0 LOB: 0 BB: 0 P: 11	R: 1 E: 1 K: 0 S: 8	H: 1 LOB: 2 BB: 0 P: 14	R: 0 E: 0 K: 2 S: 8	H: 2 LOB: 1 BB: 0 P: 12	R: 0 E: 0 K: 1 S: 7	H: 0 LOB: 1 BB: 1 P: 12	R: 0 E: 0 K: 0 S: 6	H: 0 LOB: 0 BB: 0 P: 10	R: 0 E: 0 K: 1 S: 10	H: 1 LOB: 1 BB: 0 P: 16	R: 0 E: 0 K: 1 S: 7	H: 0 LOB: 0 BB: 0 P: 8	R: 0 E: 0 K: 0 S: 9	H: 1 LOB: 1 BB: 1 P: 18	1B: 5 2B: 1 3B: 0 HR: 0	SF: 0 SAC: 2 DP: 1 HBP: 1	WP: 0 PB: 0 SB: 0 CS: 2	PA: 37													
<b>PITCHER</b>	IP WLS BF H R ER SO BB IBB HBP BLK WP HR S P ERA WHIP	<b>PITCHER</b>																																	
Brian Tollberg, R ERA: 2.59	(1, 1)	7.0	27	5	1	0	5	BB: 1	IBB: 0	HBP: 0	BLK: 0	WP: 0	HR: 0	S: 51	P: 82	0.00	0.857																		
Kevin Walker, L ERA: 4.3	(8, 1)	1.0	3	0	0	0	1	BB: 0	IBB: 0	HBP: 0	BLK: 0	WP: 0	HR: 0	S: 10	P: 16	0.00	0.000																		
Donna Wall, R ERA: 3.48	(9, 1)	1.0	3	0	0	0	1	BB: 0	IBB: 0	HBP: 0	BLK: 0	WP: 0	HR: 0	S: 7	P: 8	0.00	0.000																		
Trevor Hoffman, R ERA: 3.35	(10, 1)	1.0	W	4	1	0	0	BB: 1	IBB: 0	HBP: 0	BLK: 0	WP: 0	HR: 0	S: 9	P: 18	0.00	2.000																		

Seattle Mariners @ San Diego Padres  
Qualcomm Stadium, San Diego, CA  
Thu Jul 13 2000, 5:05 PM EDT  
Att: 21,012 - Cloudy - 76 F

AB 32  
R 1  
H 6  
RBI 0  
BB 2  
SO 7  
LOB 11



Batter	1	2	3	4	5	6	7	8	9	10	AB	R	H	RBI	BB	SO	LOB	BOTTOM																	
Eric Owens, R OBP: 0.377, SLG: 0.412	1-1 G5-3			2-1 F8		0-1 P3	3-1 F8		2-3 K		5	0	0	0	0	1	5																		
Al Martin, L OBP: 0.351, SLG: 0.471	1-1 G6-3 1B			1-0 P5		0-0 1B		1-0 G4-3		2-2 F7	5	0	2	0	0	0	0																		
Ryan Klesko, L OBP: 0.388, SLG: 0.612	0-1 G6-3			1-1 F8		1-0 F9		2-1 G4-3		1-0 G5-3	5	0	0	0	0	0	3																		
Phil Nevin, R OBP: 0.339, SLG: 0.506		2-0 G6-3		4-2 FC6-4 BB		0-2 P3	4-2 1B BB		4-1 BB BB		2	1	0	0	3	0	0																		
Bret Boone, R OBP: 0.328, SLG: 0.458		1-3 K		2-1 FC6-4		0-2 16 BB BB	2-0 2B		4-2 1B BB		4	1	2	0	1	1	1																		
Wili Gonzalez, R OBP: 0.309, SLG: 0.386		1-0 F7		3-3 K		3-2 F7	1-0 P4		0-0 E6		5	0	0	0	0	1	5																		
Ruben Rivera, R OBP: 0.328, SLG: 0.468			2-3 K		0-3 K		3-2 BB 16 BB HBP		0-3 K		3	0	0	0	0	3	1																		
16 Kevin Nicholson, S OBP: 0.317, SLG: 0.429			2-3 K2-3		1-2 1B SH3-4 1B		4-1 BB BB		3-3 K		3	0	1	0	1	2	0																		
Brian Tollberg, R Dave Magadan, L Kevin Walker, L Donna Wall, R Dusty Allen, R 29 Kory DeHaan, L Trevor Hoffman, R	(1, 1) (7, PH) (8, 1) (9, 1) (9, PH) (10, PH) (10, 1)	6.2	26	4	1	1	6	BB: 2	IBB: 0	HBP: 1	BLK: 0	WP: 0	HR: 0	S: 59	P: 96	1.35	0.900																		
Jose Paniagua, R ERA: 3.83	(7, 1)	0.1	B	2	0	0	0	BB: 1	IBB: 0	HBP: 0	BLK: 0	WP: 0	HR: 0	S: 6	P: 13	0.00	3.000																		
Arthur Rhodes, L ERA: 2.63	(8, 1)	0.2	2	0	0	0	0	BB: 0	IBB: 0	HBP: 0	BLK: 0	WP: 0	HR: 0	S: 3	P: 6	0.00	0.000																		
Jose Mesa, R ERA: 5.65	(8, 1)	1.1	7	1	0	0	3	BB: 2	IBB: 0	HBP: 0	BLK: 0	WP: 0	HR: 0	S: 15	P: 31	0.00	2.250																		
Brett Tomko, R ERA: 4.67	(10, 1)	0.2	L	5	0	1	0	BB: 2	IBB: 0	HBP: 0	BLK: 0	WP: 0	HR: 0	S: 8	P: 19	0.00	3.000																		
<b>Inning Stats</b>	R: 0 E: 0 K: 0 S: 6	H: 1 LOB: 0 BB: 0 P: 8	R: 0 E: 0 K: 1 S: 5	H: 0 LOB: 0 BB: 0 P: 9	R: 0 E: 0 K: 3 S: 11	H: 0 LOB: 0 BB: 0 P: 17	R: 0 E: 0 K: 0 S: 5	H: 0 LOB: 0 BB: 0 P: 9	R: 0 E: 0 K: 2 S: 10	H: 2 LOB: 1 BB: 1 P: 19	R: 0 E: 0 K: 0 S: 9	H: 2 LOB: 2 BB: 0 P: 11	R: 1 E: 0 K: 0 S: 19	H: 1 LOB: 3 BB: 2 P: 36	R: 0 E: 0 K: 0 S: 7	H: 1 LOB: 2 BB: 1 P: 17	R: 0 E: 0 K: 3 S: 11	H: 0 LOB: 1 BB: 1 P: 20	R: 1 E: 1 K: 0 S: 8	H: 0 LOB: 2 BB: 2 P: 19	1B: 4 2B: 1 3B: 0 HR: 0	SF: 0 SAC: 1 DP: 1 HBP: 1	WP: 0 PB: 0 SB: 1 CS: 0	PA: 42											
<b>PITCHER</b>	IP WLS BF H R ER SO BB IBB HBP BLK WP HR S P ERA WHIP	<b>PITCHER</b>																																	
Freddy Garcia, R ERA: 4.99	(1, 1)	6.2	26	4	1	1	6	BB: 2	IBB: 0	HBP: 1	BLK: 0	WP: 0	HR: 0	S: 59	P: 96	1.35	0.900																		
Jose Paniagua, R ERA: 3.83	(7, 1)	0.1	B	2	0	0	0	BB: 1	IBB: 0	HBP: 0	BLK: 0	WP: 0	HR: 0	S: 6	P: 13	0.00	3.000																		
Arthur Rhodes, L ERA: 2.63	(8, 1)	0.2	2	0	0	0	0	BB: 0	IBB: 0	HBP: 0	BLK: 0	WP: 0	HR: 0	S: 3	P: 6	0.00	0.000																		
Jose Mesa, R ERA: 5.65	(8, 1)	1.1	7	1	0	0	3	BB: 2	IBB: 0	HBP: 0	BLK: 0	WP: 0	HR: 0	S: 15	P: 31	0.00	2.250																		
Brett Tomko, R ERA: 4.67	(10, 1)	0.2	L	5	0	1	0	BB: 2	IBB: 0	HBP: 0	BLK: 0	WP: 0	HR: 0	S: 8	P: 19	0.00	3.000																		

Seattle Mariners @ San Diego Padres  
Qualcomm Stadium, San Diego, CA  
Thu Jul 13 2000, 5:05 PM EDT  
Att: 21,012 - Cloudy - 76 F

AB 33  
R 2  
H 5  
RBI 1  
BB 7  
SO 9  
LOB 15





Batter	1	2	3	4	5	6	7	8	9	AB	R	H	RBI	BB	SO	LOB	TOP					
<b>Stan Javier, S</b> OBP: 0.352, SLG: 0.388 (1, 7)										5	2	2	0	0	0	2						
<b>Carlos Guillen, S</b> OBP: 0.255, SLG: 0.169 (1, 6)										5	0	0	0	0	1	4						
<b>Mike Cameron, R</b> OBP: 0.358, SLG: 0.458 (1, 8)										5	2	3	1	0	0	1						
<b>John Olerud, L</b> OBP: 0.420, SLG: 0.508 (1, 3)										4	2	3	5	0	0	1						
<b>Jay Buhner, R</b> OBP: 0.381, SLG: 0.507 (1, 9)										4	1	2	0	0	1	1						
<b>David Bell, R</b> OBP: 0.296, SLG: 0.352 (1, 5)										3	0	0	0	0	1	2						
<b>Joe Oliver, R</b> OBP: 0.338, SLG: 0.485 (1, 2)										3	0	1	1	1	0	0						
<b>Mark McLemore, S</b> OBP: 0.346, SLG: 0.277 (1, 4)										4	0	1	0	0	2	1						
<b>Jamie Moyer, L</b> (7, PH)										2	0	0	0	0	1	0						
<b>Raul Ibanez, L</b> OBP: 0.299, SLG: 0.313 (7, PH)										1	0	0	0	0	0	2						
<b>Jose Paniagua, R</b> (7, 1)										1	0	0	0	0	1	1						
<b>Kazuhiro Sasaki, R</b> (9, 1)										0	0	0	0	0	0	0						
<b>Inning Stats</b>	R: 1 E: 0 K: 0 S: 12	H: 2 LOB: 1 BB: 0 P: 16	R: 0 E: 0 K: 1 S: 5	H: 0 LOB: 0 BB: 0 P: 9	R: 0 E: 0 K: 0 S: 9	H: 0 LOB: 0 BB: 0 P: 13	R: 0 E: 0 K: 0 S: 8	H: 2 LOB: 1 BB: 0 P: 10	R: 0 E: 0 K: 2 S: 7	H: 0 LOB: 2 BB: 0 P: 10	R: 3 E: 0 K: 2 S: 18	H: 3 LOB: 0 BB: 1 P: 23	R: 0 E: 0 K: 0 S: 8	H: 1 LOB: 2 BB: 1 P: 17	R: 3 E: 0 K: 2 S: 21	H: 4 LOB: 1 BB: 0 P: 30	R: 0 E: 0 K: 0 S: 9	H: 0 LOB: 0 BB: 0 P: 12	1B: 7 2B: 2 3B: 0 HR: 3	SF: 0 SAC: 1 DP: 1 HBP: 0	WP: 0 PB: 0 SB: 0 CS: 0	PA: 39
<b>PITCHER</b>	IP	WLS	BF	H	R	ER	SO	BB	IBB	HBP	BLK	WP	HR	S	P	ERA	WHIP					
<b>Brian Meadows, R</b> ERA: 5.18 (7, 1)	6.0	L	24	7	4	4	5	0	0	0	0	0	1	59	81	6.00	1.167					
<b>Carlos Almanzar, R</b> ERA: 5.15 (8, 1)	1.0		5	1	0	0	0	1	0	0	0	0	0	8	17	0.00	2.000					
<b>Steve Montgomery, R</b> ERA: 9.64 (8, 1)	0.1		5	4	3	3	0	0	0	0	0	0	2	14	19	81.00	12.000					
<b>Todd Erdos, R</b> ERA: 4.73 (8, 1)	1.2		5	0	0	0	2	0	0	0	0	0	0	16	23	0.00	0.000					

**Seattle Mariners @ San Diego Padres**  
Qualcomm Stadium, San Diego, CA  
Fri Jul 14 2000, 10:05 PM EDT  
Att: 26,498 - Cloudy - 72 F

livebaseballscorecards.com

AB 37  
R 7  
H 12  
RBI 7  
BB 1  
SO 7  
LOB 15

Batter	1	2	3	4	5	6	7	8	9	AB	R	H	RBI	BB	SO	LOB	BOTTOM					
<b>Eric Owens, R</b> OBP: 0.375, SLG: 0.415 (1, 9)										5	1	1	0	0	0	0						
<b>Ruben Rivera, R</b> OBP: 0.326, SLG: 0.464 (1, 8)										4	0	1	1	0	1	0						
<b>Al Martin, L</b> OBP: 0.350, SLG: 0.470 (9, PH)										1	0	0	0	0	0	0						
<b>Ryan Klesko, L</b> OBP: 0.395, SLG: 0.605 (1, 3)										5	0	1	0	0	1	1						
<b>Phil Nevin, R</b> OBP: 0.346, SLG: 0.512 (1, 5)										2	2	2	0	2	0	0						
<b>Bret Boone, R</b> OBP: 0.330, SLG: 0.468 (1, 4)										4	1	2	2	0	0	4						
<b>Wiki Gonzalez, R</b> OBP: 0.301, SLG: 0.355 (1, 2)										4	0	0	1	0	2	1						
<b>Damian Jackson, R</b> OBP: 0.344, SLG: 0.357 (1, 7)										4	0	1	0	0	2	2						
<b>16 Kevin Nicholson, S</b> OBP: 0.297, SLG: 0.400 (1, 6)										4	0	0	0	0	2	3						
<b>Brian Meadows, R</b> OBP: 0.152, SLG: 0.152 (5, PH)										2	0	0	0	0	0	2						
<b>Dusty Allen, R</b> (7, 1)										1	0	0	0	0	0	1						
<b>Carlos Almanzar, R</b> (7, 1)										0	0	0	0	0	0	0						
<b>Steve Montgomery, R</b> (8, 1)										0	0	0	0	0	0	0						
<b>Todd Erdos, R</b> (8, 1)										0	0	0	0	0	0	0						
<b>Dave Magadan, L</b> OBP: 0.201, SLG: 0.228 (9, PH)										1	1	1	0	0	0	0						
<b>Inning Stats</b>	R: 0 E: 0 K: 0 S: 6	H: 0 LOB: 0 BB: 0 P: 10	R: 1 E: 1 K: 2 S: 14	H: 2 LOB: 2 BB: 0 P: 18	R: 0 E: 0 K: 1 S: 14	H: 1 LOB: 2 BB: 1 P: 26	R: 0 E: 0 K: 2 S: 7	H: 0 LOB: 0 BB: 0 P: 10	R: 1 E: 0 K: 0 S: 7	H: 2 LOB: 2 BB: 1 P: 19	R: 0 E: 0 K: 1 S: 9	H: 1 LOB: 1 BB: 0 P: 19	R: 0 E: 0 K: 1 S: 6	H: 0 LOB: 0 BB: 0 P: 11	R: 2 E: 0 K: 2 S: 17	H: 2 LOB: 0 BB: 0 P: 22	R: 1 E: 0 K: 0 S: 7	H: 1 LOB: 0 BB: 0 P: 10	1B: 5 2B: 1 3B: 1 HR: 2	SF: 0 SAC: 0 DP: 0 HBP: 0	WP: 1 PB: 0 SB: 1 CS: 0	PA: 39
<b>PITCHER</b>	IP	WLS	BF	H	R	ER	SO	BB	IBB	HBP	BLK	WP	HR	S	P	ERA	WHIP					
<b>Jamie Moyer, L</b> ERA: 4.12 (7, 1)	6.0	W	27	6	2	2	6	2	0	0	0	0	1	57	102	3.00	1.333					
<b>Jose Paniagua, R</b> ERA: 4.05 (7, 1)	2.0	H	8	2	2	2	3	0	0	0	0	0	1	23	33	9.00	1.000					
<b>Kazuhiro Sasaki, R</b> ERA: 3.63 (9, 1)	1.0	S	4	1	1	1	0	0	0	0	0	0	1	7	10	9.00	1.000					

**Seattle Mariners @ San Diego Padres**  
Qualcomm Stadium, San Diego, CA  
Fri Jul 14 2000, 10:05 PM EDT  
Att: 26,498 - Cloudy - 72 F

livebaseballscorecards.com

AB 37  
R 5  
H 9  
RBI 5  
BB 2  
SO 9  
LOB 14



Batter	1	2	3	4	5	6	7	8	9	AB	R	H	RBI	BB	SO	LOB	TOP			
Mark McLemore, S (1,4) OBP: 0.345, SLG: 0.280										4	0	1	0	0	1	1				
David Bell, R (1,5) OBP: 0.293, SLG: 0.348										3	0	0	0	0	0	1				
Brett Tomko, R (6,1)										0	0	0	0	0	0	0				
Raul Ibanez, L (9,PH) OBP: 0.296, SLG: 0.309										1	0	0	0	0	0	0				
Mike Cameron, R (1,8) OBP: 0.357, SLG: 0.458										4	0	1	0	0	2	0				
John Olerud, L (1,3) OBP: 0.418, SLG: 0.503										3	0	0	0	1	1	0				
Jay Buhner, R (1,9) OBP: 0.381, SLG: 0.502										2	1	0	0	1	2	2				
John Mabry, L (1,7) OBP: 0.306, SLG: 0.321										3	0	1	1	0	1	0				
Dan Wilson, R (1,2) OBP: 0.292, SLG: 0.347										3	0	1	0	0	0	1				
Carlos Guillen, S (1,6) OBP: 0.258, SLG: 0.165										2	0	0	0	1	0	1				
Aaron Sele, R (1,1)										1	0	0	0	0	0	0				
Stan Javier, S (6,PH) OBP: 0.349, SLG: 0.384										2	0	0	0	0	0	1				
<b>Inning Stats</b>	R: 0 H: 1 E: 0 K: 1 S: 7	H: 1 LOB: 0 BB: 0 P: 12	R: 0 H: 0 E: 0 K: 1 S: 10	H: 0 LOB: 0 BB: 0 P: 12	R: 0 H: 1 E: 0 K: 0 S: 7	H: 1 LOB: 0 BB: 0 P: 10	R: 0 H: 1 E: 0 K: 2 S: 13	H: 1 LOB: 2 BB: 1 P: 22	R: 0 H: 0 E: 0 K: 1 S: 12	H: 0 LOB: 0 BB: 0 P: 15	R: 1 H: 1 E: 0 K: 0 S: 11	H: 1 LOB: 1 BB: 1 P: 21	R: 0 H: 0 E: 0 K: 0 S: 9	H: 0 LOB: 0 BB: 1 P: 16	R: 0 H: 0 E: 0 K: 2 S: 10	H: 0 LOB: 0 BB: 0 P: 13	1B: 1 2B: 4 3B: 0 HR: 0	SF: 0 SAC: 0 DP: 3 HBP: 0	WP: 0 PB: 0 SB: 0 CS: 0	PA: 31
<b>PITCHER</b>	IP	WLS	BF	H	R	ER	SO	BB	IBB	HBP	BLK	WP	HR	S	P	ERA	WHIP			
Woody Williams, R (1,1) ERA: 4.33	7.0	W	26	4	1	1	5	3	0	0	0	0	0	73	112	1.29	1.000			
Donnie Wall, R (8,1) ERA: 3.39	1.0	H	2	0	0	0	0	0	0	0	0	0	0	5	8	0.00	0.000			
Trevor Hoffman, R (9,1) ERA: 3.26	1.0	S	3	0	0	0	2	0	0	0	0	0	0	10	13	0.00	0.000			

Seattle Mariners @ San Diego Padres  
Qualcomm Stadium, San Diego, CA  
Sat Jul 15 2000, 10:05 PM EDT  
Att: 43,532 - Sunny - 73 F

AB 28  
R 1  
H 4  
RBI 1  
BB 3  
SO 7  
LOB 7



Batter	1	2	3	4	5	6	7	8	9	AB	R	H	RBI	BB	SO	LOB	BOTTOM			
Eric Owens, R (1,9) OBP: 0.374, SLG: 0.413										4	1	1	0	0	1	1				
Al Martin, L (1,7) OBP: 0.349, SLG: 0.465										3	1	0	0	1	1	1				
Ryan Klesko, L (1,3) OBP: 0.393, SLG: 0.598										3	0	0	0	1	1	2				
Phil Nevin, R (1,5) OBP: 0.348, SLG: 0.515										4	0	2	2	0	0	1				
Bret Boone, R (1,4) OBP: 0.327, SLG: 0.463										3	0	0	0	0	2	2				
Wiki Gonzalez, R (1,2) OBP: 0.295, SLG: 0.348										3	0	0	0	0	0	2				
Ruben Rivera, R (1,8) OBP: 0.326, SLG: 0.462										3	1	1	0	0	2	0				
Damian Jackson, R (1,6) OBP: 0.344, SLG: 0.364										3	1	1	1	0	0	0				
Woody Williams, R (1,1) OBP: 0.304, SLG: 0.400										3	0	1	1	0	2	0				
Donnie Wall, R (8,1)										0	0	0	0	0	0	0				
Trevor Hoffman, R (9,1)										0	0	0	0	0	0	0				
<b>Inning Stats</b>	R: 2 H: 2 E: 0 K: 1 S: 14	H: 3 LOB: 1 BB: 1 P: 22	R: 0 H: 1 E: 0 K: 2 S: 8	H: 1 LOB: 0 BB: 0 P: 12	R: 0 H: 0 E: 0 K: 2 S: 9	H: 0 LOB: 0 BB: 0 P: 16	R: 0 H: 0 E: 0 K: 1 S: 7	H: 0 LOB: 0 BB: 0 P: 12	R: 0 H: 0 E: 0 K: 1 S: 9	H: 0 LOB: 0 BB: 0 P: 13	R: 0 H: 0 E: 0 K: 0 S: 3	H: 0 LOB: 0 BB: 0 P: 5	R: 0 H: 0 E: 0 K: 0 S: 3	H: 0 LOB: 0 BB: 0 P: 5	1B: 4 2B: 1 3B: 1 HR: 0	SF: 0 SAC: 0 DP: 0 HBP: 0	WP: 0 PB: 0 SB: 0 CS: 1	PA: 31		
<b>PITCHER</b>	IP	WLS	BF	H	R	ER	SO	BB	IBB	HBP	BLK	WP	HR	S	P	ERA	WHIP			
Aaron Sele, R (1,1) ERA: 4.08	5.0	L	22	6	4	4	7	2	0	0	0	0	0	47	82	7.20	1.600			
Brett Tomko, R (6,1) ERA: 4.42	3.0		9	0	0	0	2	0	0	0	0	0	0	19	30	0.00	0.000			

Seattle Mariners @ San Diego Padres  
Qualcomm Stadium, San Diego, CA  
Sat Jul 15 2000, 10:05 PM EDT  
Att: 43,532 - Sunny - 73 F

AB 29  
R 4  
H 6  
RBI 4  
BB 2  
SO 9  
LOB 9





Batter	1	2	3	4	5	6	7	8	9	10	AB	R	H	RBI	BB	SO	LOB									
Darin Erstad, L OBP: 0.439, SLG: 0.595	G3		F8				F9		3B		5	1	3	1	0	0	1									
Kevin Stocker, S OBP: 0.366, SLG: 0.376	K		K				F9		HR		5	1	1	2	0	3	3									
Mo Vaughn, L OBP: 0.378, SLG: 0.556	G3-1						F5		HR		4	1	1	2	1	0	2									
Troy Percival, R OBP: 0.300, SLG: 0.333									HR		0	0	0	0	0	0	0									
Benji Gil, R OBP: 0.300, SLG: 0.333									HR		0	0	0	0	0	0	0									
Tim Salmon, R OBP: 0.390, SLG: 0.485											4	0	1	0	1	3	0									
16 Garret Anderson, L OBP: 0.276, SLG: 0.320											5	0	4	0	0	1	0									
Troy Claus, R OBP: 0.408, SLG: 0.635											5	0	0	0	0	2	7									
Bengie Molina, R OBP: 0.335, SLG: 0.470											5	0	0	0	0	1	7									
Adam Kennedy, L OBP: 0.320, SLG: 0.423											4	1	2	0	1	0	3									
Al Levine, L											0	0	0	0	0	0	0									
Jarrod Washburn, L OBP: 0.359, SLG: 0.333											2	0	0	0	0	0	1									
Orlando Hernandez, L OBP: 0.344, SLG: 0.400											1	1	1	0	0	0	0									
Mike Fyhrie, R											0	0	0	0	0	0	0									
Mike Holtz, L											0	0	0	0	0	0	0									
Scott Spiezio, S OBP: 0.306, SLG: 0.401											2	0	0	0	0	0	2									
<b>Inning Stats</b>	R: 0 E: 0 K: 1 S: 6	H: 0 LOB: 0 BB: 0 P: 9	R: 0 E: 0 K: 1 S: 8	H: 2 LOB: 1 BB: 0 P: 11	R: 0 E: 0 K: 1 S: 14	H: 1 LOB: 3 BB: 0 P: 19	R: 0 E: 0 K: 1 S: 14	H: 1 LOB: 3 BB: 2 P: 27	R: 0 E: 0 K: 1 S: 8	H: 1 LOB: 1 BB: 0 P: 12	R: 0 E: 0 K: 2 S: 13	H: 1 LOB: 1 BB: 0 P: 14	R: 1 E: 0 K: 0 S: 9	H: 2 LOB: 1 BB: 0 P: 16	R: 0 E: 0 K: 1 S: 10	H: 1 LOB: 1 BB: 0 P: 15	R: 4 E: 0 K: 2 S: 16	H: 4 LOB: 0 BB: 0 P: 22	R: 0 E: 0 K: 0 S: 10	H: 0 LOB: 1 BB: 1 P: 19	1B: 8 2B: 2 3B: 2 HR: 1	SF: 0 SAC: 0 DP: 1 HBP: 0	WP: 0 PB: 0 SB: 0 CS: 0	PA: 45		
<b>PITCHER</b>	IP WLS BF H R ER SO BB IBB HBP BLK WP HR S P ERA WHIP	IP WLS BF H R ER SO BB IBB HBP BLK WP HR S P ERA WHIP	IP WLS BF H R ER SO BB IBB HBP BLK WP HR S P ERA WHIP	IP WLS BF H R ER SO BB IBB HBP BLK WP HR S P ERA WHIP	IP WLS BF H R ER SO BB IBB HBP BLK WP HR S P ERA WHIP	IP WLS BF H R ER SO BB IBB HBP BLK WP HR S P ERA WHIP	IP WLS BF H R ER SO BB IBB HBP BLK WP HR S P ERA WHIP	IP WLS BF H R ER SO BB IBB HBP BLK WP HR S P ERA WHIP	IP WLS BF H R ER SO BB IBB HBP BLK WP HR S P ERA WHIP	IP WLS BF H R ER SO BB IBB HBP BLK WP HR S P ERA WHIP	IP WLS BF H R ER SO BB IBB HBP BLK WP HR S P ERA WHIP	IP WLS BF H R ER SO BB IBB HBP BLK WP HR S P ERA WHIP	IP WLS BF H R ER SO BB IBB HBP BLK WP HR S P ERA WHIP	IP WLS BF H R ER SO BB IBB HBP BLK WP HR S P ERA WHIP	IP WLS BF H R ER SO BB IBB HBP BLK WP HR S P ERA WHIP	IP WLS BF H R ER SO BB IBB HBP BLK WP HR S P ERA WHIP	IP WLS BF H R ER SO BB IBB HBP BLK WP HR S P ERA WHIP	IP WLS BF H R ER SO BB IBB HBP BLK WP HR S P ERA WHIP	IP WLS BF H R ER SO BB IBB HBP BLK WP HR S P ERA WHIP	IP WLS BF H R ER SO BB IBB HBP BLK WP HR S P ERA WHIP	IP WLS BF H R ER SO BB IBB HBP BLK WP HR S P ERA WHIP	IP WLS BF H R ER SO BB IBB HBP BLK WP HR S P ERA WHIP	IP WLS BF H R ER SO BB IBB HBP BLK WP HR S P ERA WHIP	IP WLS BF H R ER SO BB IBB HBP BLK WP HR S P ERA WHIP	IP WLS BF H R ER SO BB IBB HBP BLK WP HR S P ERA WHIP	IP WLS BF H R ER SO BB IBB HBP BLK WP HR S P ERA WHIP


**TOP**

**Anaheim Angels @ San Diego Padres**  
Qualcomm Stadium, San Diego, CA

Sun Jul 16 2000, 7:05 PM EDT  
Alt. 28.941 - Sunny - 75 F

livebaseballscorecards.com

AB 42  
R 5  
H 13  
RBI 5  
BB 3  
SO 10  
LOB 26



Batter	1	2	3	4	5	6	7	8	9	10	AB	R	H	RBI	BB	SO	LOB									
Eric Owens, R OBP: 0.373, SLG: 0.411	FC6-4		G4-3				G6-3		SF9	E1	4	0	1	1	1	0	2									
Ruben Rivera, R OBP: 0.324, SLG: 0.453	K		F7				K		FC5-4	IBB	4	0	0	0	0	2	3									
Bret Boone, R OBP: 0.328, SLG: 0.470	K						G6-3		F9		4	1	1	1	1	1	1									
Phil Nevin, R OBP: 0.348, SLG: 0.513	FC6-4						HR				5	1	2	0	0	2	4									
Joe Vitiello, R OBP: 0.750, SLG: 1.500							HR				4	1	3	2	0	0	0									
Donne Wall, R							1B				0	0	0	0	0	0	0									
29 Kory DeHaan, L OBP: 0.269, SLG: 0.349							HR				1	1	1	0	0	0	0									
Ben Davis, S OBP: 0.185, SLG: 0.240							HR				4	1	1	1	1	1	4									
Damian Jackson, R OBP: 0.341, SLG: 0.361							K				2	0	0	0	0	1	1									
Al Martin, L OBP: 0.352, SLG: 0.469							K				2	1	1	0	1	0	0									
16 Kevin Nicholson, S OBP: 0.294, SLG: 0.406							G5-3				4	0	1	0	0	2	3									
Adam Eaton, R OBP: 0.328, SLG: 0.364							G6-3				2	0	0	0	0	0	0									
Kevin Walker, L ERA: 2.95							G6-3				0	0	0	0	0	0	0									
Dave Magadan, L ERA: 2.254							G6-3				1	0	0	0	0	0	1									
Todd Erdos, R											0	0	0	0	0	0	0									
Trevor Hoffman, R											0	0	0	0	0	0	0									
Ryan Klesko, L OBP: 0.397, SLG: 0.588											0	0	0	0	2	0	0									
<b>Inning Stats</b>	R: 0 E: 0 K: 2 S: 13	H: 1 LOB: 1 BB: 0 P: 17	R: 0 E: 0 K: 2 S: 14	H: 1 LOB: 1 BB: 0 P: 19	R: 0 E: 0 K: 0 S: 11	H: 0 LOB: 0 BB: 0 P: 16	R: 4 E: 0 K: 1 S: 16	H: 4 LOB: 0 BB: 0 P: 23	R: 0 E: 0 K: 1 S: 6	H: 0 LOB: 0 BB: 0 P: 8	R: 0 E: 0 K: 1 S: 5	H: 0 LOB: 0 BB: 1 P: 10	R: 0 E: 0 K: 0 S: 10	H: 1 LOB: 2 BB: 1 P: 22	R: 0 E: 0 K: 0 S: 11	H: 2 LOB: 1 BB: 0 P: 14	R: 1 E: 0 K: 1 S: 13	H: 1 LOB: 3 BB: 2 P: 26	R: 1 E: 1 K: 1 S: 12	H: 1 LOB: 3 BB: 2 P: 26	1B: 5 2B: 3 3B: 0 HR: 3	SF: 1 SAC: 1 DP: 1 HBP: 1	WP: 0 PB: 1 SB: 0 CS: 1	PA: 47		
<b>PITCHER</b>	IP WLS BF H R ER SO BB IBB HBP BLK WP HR S P ERA WHIP	IP WLS BF H R ER SO BB IBB HBP BLK WP HR S P ERA WHIP	IP WLS BF H R ER SO BB IBB HBP BLK WP HR S P ERA WHIP	IP WLS BF H R ER SO BB IBB HBP BLK WP HR S P ERA WHIP	IP WLS BF H R ER SO BB IBB HBP BLK WP HR S P ERA WHIP	IP WLS BF H R ER SO BB IBB HBP BLK WP HR S P ERA WHIP	IP WLS BF H R ER SO BB IBB HBP BLK WP HR S P ERA WHIP	IP WLS BF H R ER SO BB IBB HBP BLK WP HR S P ERA WHIP	IP WLS BF H R ER SO BB IBB HBP BLK WP HR S P ERA WHIP	IP WLS BF H R ER SO BB IBB HBP BLK WP HR S P ERA WHIP	IP WLS BF H R ER SO BB IBB HBP BLK WP HR S P ERA WHIP	IP WLS BF H R ER SO BB IBB HBP BLK WP HR S P ERA WHIP	IP WLS BF H R ER SO BB IBB HBP BLK WP HR S P ERA WHIP	IP WLS BF H R ER SO BB IBB HBP BLK WP HR S P ERA WHIP	IP WLS BF H R ER SO BB IBB HBP BLK WP HR S P ERA WHIP	IP WLS BF H R ER SO BB IBB HBP BLK WP HR S P ERA WHIP	IP WLS BF H R ER SO BB IBB HBP BLK WP HR S P ERA WHIP	IP WLS BF H R ER SO BB IBB HBP BLK WP HR S P ERA WHIP	IP WLS BF H R ER SO BB IBB HBP BLK WP HR S P ERA WHIP	IP WLS BF H R ER SO BB IBB HBP BLK WP HR S P ERA WHIP	IP WLS BF H R ER SO BB IBB HBP BLK WP HR S P ERA WHIP	IP WLS BF H R ER SO BB IBB HBP BLK WP HR S P ERA WHIP	IP WLS BF H R ER SO BB IBB HBP BLK WP HR S P ERA WHIP	IP WLS BF H R ER SO BB IBB HBP BLK WP HR S P ERA WHIP	IP WLS BF H R ER SO BB IBB HBP BLK WP HR S P ERA WHIP	IP WLS BF H R ER SO BB IBB HBP BLK WP HR S P ERA WHIP


**BOTTOM**

**Anaheim Angels @ San Diego Padres**  
Qualcomm Stadium, San Diego, CA

Sun Jul 16 2000, 7:05 PM EDT  
Alt. 28.941 - Sunny - 75 F

livebaseballscorecards.com

AB 37  
R 6  
H 11  
RBI 5  
BB 6  
SO 9  
LOB 19









Batter	1	2	3	4	5	6	7	8	9	10	11	AB	R	H	RBI	BB	SO	LOB	TOP			
Darin Erstad, L OBP: 0.439, SLG: 0.600 (1, 7)	F2		K		HR			BB		G3-1		4	1	1	1	1	1	0				
Orlando Palmeiro, L OBP: 0.499, SLG: 0.417 (1, 9)	K				G6-3			BB		G3		5	0	2	0	0	1	0				
Mo Vaughn, L OBP: 0.372, SLG: 0.548 (1, 3)	K		K					1B				5	0	0	0	0	4	3				
16 Garret Anderson, L OBP: 0.275, SLG: 0.521 (1, 8)		G4-3			HR			1B				5	1	2	1	0	0	0				
Troy Glaus, R OBP: 0.407, SLG: 0.630 (1, 5)		F9 HBP BB			HBP			1B				3	1	1	0	1	0	3				
Bengie Molina, R OBP: 0.332, SLG: 0.463 (1, 2)		F9 FC5-4 HBP			F9					G3		4	0	0	0	0	0	1				
Adam Kennedy, L OBP: 0.319, SLG: 0.419 (1, 4)		F9			K			G3-1 BLK 1B		K		4	0	1	0	0	2	3				
Benji Gil, R OBP: 0.295, SLG: 0.327 (1, 6)		FC5-4			F3			G3-1		F3		4	0	0	0	0	0	3				
Ken Hill, R OBP: 0.333, SLG: 0.333 Scott Spink, S Mark Pelford, R Shigetoshi Hasegawa, R Troy Percival, R Kevin Stocker, S Al Levine, L (1, 1) (7, PH) (7, 1) (8, 1) (8, 1) (9, 1) (10, PH) (10, 1)		G1-3			G3-1			F9		K		2	0	0	0	0	0	0				
<b>Inning Stats</b>	R: 0 E: 0 K: 2 S: 7	H: 0 LOB: 0 BB: 0 P: 10	R: 0 E: 0 K: 0 S: 5	H: 0 LOB: 2 BB: 1 P: 13	R: 0 E: 0 K: 2 S: 15	H: 1 LOB: 1 BB: 0 P: 18	R: 1 E: 0 K: 1 S: 7	H: 1 LOB: 0 BB: 0 P: 10	R: 1 E: 0 K: 0 S: 13	H: 1 LOB: 0 BB: 0 P: 18	R: 0 E: 0 K: 1 S: 12	H: 2 LOB: 2 BB: 1 P: 20	R: 0 E: 0 K: 1 S: 9	H: 0 LOB: 0 BB: 0 P: 12	R: 0 E: 0 K: 1 S: 7	H: 0 LOB: 0 BB: 0 P: 9	R: 1 E: 0 K: 1 S: 12	H: 1 LOB: 0 BB: 0 P: 16	1B: 3 2B: 2 3B: 1 HR: 2	SF: 0 SAC: 0 DP: 1 HBP: 2	WP: 1 PB: 0 SB: 0 CS: 0	PA: 42
<b>PITCHER</b>	IP ERA WLS BF H R ER SO BB IBB HBP BLK WP HR S P ERA WHIP	<b>PITCHER</b>																				
Brian Tollberg, R ERA: 2.58 (1, 1)	7.0	1.0	5	2	0	0	1	1	0	0	0	0	0	0	12	20	0.00	3.000				
Kevin Walker, L ERA: 4.02 (8, 1)	1.0	3	0	0	0	1	0	0	0	0	0	0	0	9	12	0.00	0.000					
Matt Whiteside, R ERA: 3.69 (9, 1)	1.0	L	7	1	1	1	2	0	0	0	0	1	0	19	25	4.50	0.500					
Trevor Hoffman, R ERA: 4.1 (10, 1)	2.0	L	7	1	1	1	2	0	0	0	0	1	0	19	25	4.50	0.500					

Anaheim Angels @ San Diego Padres  
Qualcomm Stadium, San Diego, CA  
Tue Jul 18 2000, 5:05 PM EDT  
Att: 21,835 - Sunny - 82 F

livebaseballscorecards.com

AB 38  
R 3  
H 7  
RBI 2  
BB 2  
SO 9  
LOB 14



Batter	1	2	3	4	5	6	7	8	9	10	11	AB	R	H	RBI	BB	SO	LOB	BOTTOM			
Eric Owens, R OBP: 0.364, SLG: 0.400 (1, 9)	F9		K		G3-1			FC6-4		G5-3		5	0	0	0	0	1	2				
Al Martin, L OBP: 0.352, SLG: 0.482 (1, 7)					HR			L6		G3		5	1	2	1	0	0	0				
Ryan Klesko, L OBP: 0.395, SLG: 0.591 (1, 3)					K			CS BB		K		4	0	0	0	1	2	1				
Phil Nevin, R OBP: 0.345, SLG: 0.504 (1, 5)					F9			BB		G6-3		4	0	0	0	1	2	1				
Bret Boone, R OBP: 0.326, SLG: 0.462 (1, 4)		E6 CS			K			K				5	0	1	0	0	3	1				
Ben Davis, S OBP: 0.182, SLG: 0.258 (1, 2)					K			2B		K		5	0	1	0	0	3	2				
Ruben Rivera, R OBP: 0.327, SLG: 0.468 (1, 8)					G4-3			G5-3				4	1	2	1	0	0	1				
Damian Jackson, R OBP: 0.340, SLG: 0.360 Trevor Hoffman, R (1, 6) (10, 1)					K			F8		P5		4	0	1	0	0	1	1				
Brian Tollberg, R ERA: 6.0 (1, 1)	6.0	1.0	3	0	0	1	0	0	0	0	0	2	0	0	0	0	1	0				
Dave Magadan, L OBP: 0.333, SLG: 0.265 (7, PH)	1.0	H	5	2	0	0	8	0	0	0	0	1	0	1	0	0	0	0				
Kevin Walker, L ERA: 4.07 (8, 1)	1.0	H	3	0	0	0	1	0	0	0	0	0	0	0	0	0	0	0				
Shigetoshi Hasegawa, R ERA: 4.4 (8, 1)	1.0	H	3	0	0	0	1	0	0	0	0	0	0	0	0	0	0	0				
Troy Percival, R ERA: 4.28 (9, 1)	1.0	B	4	1	1	1	2	0	0	0	0	0	0	0	0	0	0	0				
16 Kevin Nicholson, S OBP: 0.292, SLG: 0.388 (10, 6)	2.0	W	7	1	0	0	2	0	0	0	0	1	0	0	0	0	0	1				
<b>Inning Stats</b>	R: 0 E: 0 K: 1 S: 7	H: 1 LOB: 1 BB: 0 P: 10	R: 0 E: 1 K: 2 S: 12	H: 1 LOB: 1 BB: 0 P: 21	R: 1 E: 0 K: 2 S: 13	H: 1 LOB: 0 BB: 0 P: 19	R: 0 E: 0 K: 1 S: 15	H: 1 LOB: 1 BB: 0 P: 24	R: 0 E: 0 K: 1 S: 7	H: 2 LOB: 2 BB: 0 P: 15	R: 0 E: 0 K: 1 S: 10	H: 0 LOB: 0 BB: 0 P: 13	R: 1 E: 0 K: 1 S: 10	H: 1 LOB: 0 BB: 0 P: 13	R: 0 E: 0 K: 1 S: 7	H: 0 LOB: 0 BB: 0 P: 12	R: 0 E: 0 K: 1 S: 12	H: 1 LOB: 1 BB: 0 P: 10	1B: 5 2B: 1 3B: 0 HR: 2	SF: 0 SAC: 0 DP: 0 HBP: 0	WP: 0 PB: 0 SB: 0 CS: 2	PA: 42
<b>PITCHER</b>	IP ERA WLS BF H R ER SO BB IBB HBP BLK WP HR S P ERA WHIP	<b>PITCHER</b>																				
Ken Hill, R ERA: 6.0 (1, 1)	6.0	1.0	3	0	0	1	0	0	0	0	0	2	0	0	0	0	0	1				
Mark Petkovsek, R ERA: 4.07 (7, 1)	1.0	H	5	2	0	0	8	0	0	0	0	1	0	1	0	0	0	0				
Shigetoshi Hasegawa, R ERA: 4.4 (8, 1)	1.0	H	3	0	0	0	1	0	0	0	0	0	0	0	0	0	0	0				
Troy Percival, R ERA: 4.28 (9, 1)	1.0	B	4	1	1	1	2	0	0	0	0	0	0	0	0	0	0	0				
Al Levine, R ERA: 3.17 (10, 1)	2.0	W	7	1	0	0	2	0	0	0	0	1	0	0	0	0	0	1				

Anaheim Angels @ San Diego Padres  
Qualcomm Stadium, San Diego, CA  
Tue Jul 18 2000, 5:05 PM EDT  
Att: 21,835 - Sunny - 82 F

livebaseballscorecards.com

AB 40  
R 2  
H 8  
RBI 2  
BB 2  
SO 14  
LOB 9









Batter	1	2	3	4	5	6	7	8	9	AB	R	H	RBI	BB	SO	LOB	TOP						
Eric Owens, R OBP: 0.366, SLG: 0.402 (1, 9)	P6		G1-3		F8			BLK G1-3 BB		3	0	0	0	1	0	1							
Al Martin, L OBP: 0.354, SLG: 0.481 Joe Vitiello, R OBP: 0.500, SLG: 1.000 29 Kory DeHaan, L OBP: 0.268, SLG: 0.333 (1, 7)			F8				P6	G1-3		3	0	1	0	0	0	1							
Ryan Klesko, L OBP: 0.396, SLG: 0.587 (8, 9)	FC6-4 1B							1-2 2-3		1	0	0	0	0	0	0							
Phil Nevin, R OBP: 0.348, SLG: 0.501 (1, 3)	F7				P4			K		4	0	1	0	0	1	2							
Bret Boone, R OBP: 0.323, SLG: 0.454 (1, 5)	FC6-4 1-2				G4-6-3 BB			G1-6-3 1B		3	0	0	0	1	0	2							
Wiki Gonzalez, R OBP: 0.278, SLG: 0.331 (1, 2)					G4-6-3 1-2			F7		4	0	0	0	0	0	1							
Ruben Rivera, R OBP: 0.318, SLG: 0.453 (1, 8)					F9			G4-3		4	0	0	0	0	0	0							
16 Kevin Nicholson, S OBP: 0.280, SLG: 0.371 (1, 6)					E5 HR			F8		3	1	0	0	0	0	0							
Woody Williams, R OBP: 0.385, SLG: 0.652 Carlos Almanzar, R (8, 1)					G4-3			G4-3		3	0	0	0	0	0	1							
					F8			BLK BB 1B		3	2	3	2	0	0	0							
					2B HR					0	0	0	0	0	0	0							
<b>Inning Stats</b>	R: 0 E: 0 K: 0 S: 9	H: 1 LOB: 1 BB: 0 P: 12	R: 0 E: 0 K: 0 S: 6	H: 0 LOB: 0 BB: 0 P: 10	R: 0 E: 0 K: 0 S: 9	H: 1 LOB: 1 BB: 0 P: 16	R: 0 E: 0 K: 0 S: 7	H: 0 LOB: 0 BB: 1 P: 14	R: 2 E: 1 K: 0 S: 10	H: 1 LOB: 0 BB: 0 P: 15	R: 0 E: 0 K: 0 S: 6	H: 1 LOB: 0 BB: 0 P: 8	R: 0 E: 0 K: 1 S: 4	H: 0 LOB: 0 BB: 0 P: 6	R: 1 E: 0 K: 1 S: 12	H: 1 LOB: 1 BB: 1 P: 25	R: 0 E: 0 K: 0 S: 5	H: 0 LOB: 0 BB: 0 P: 7	1B: 3 2B: 1 3B: 0 HR: 1	SF: 0 SAC: 0 DP: 2 HBP: 0	WP: 0 PB: 0 SB: 0 CS: 0	PA: 33	
<b>PITCHER</b>	IP	WLS	BF	H	R	ER	SO	BB	IBB	HBP	BLK	WP	HR	S	P	ERA	WHIP						
Kirk Rueter, L ERA: 3.64 Aaron Fultz, L ERA: 6.6	(1, 1)	7.1	W	28	5	3	1	0	2	0	0	0	0	1	56	94	1.23	0.955					
	(8, 1)	1.2	S	5	0	0	0	1	0	0	0	1	0	0	12	19	0.00	0.000					

San Diego Padres @ San Francisco Giants  
PacBell Park, San Francisco, CA  
Thu Jul 20 2000, 7:05 PM EDT  
Att: 40,930 - Sunny - 69 F

AB	31
R	3
H	5
RBI	2
BB	2
SO	1
LOB	10



Batter	1	2	3	4	5	6	7	8	9	AB	R	H	RBI	BB	SO	LOB	BOTTOM						
Marvin Benard, L OBP: 0.342, SLG: 0.405 (1, 8)	BB HR 1B	L7			FC4-6 HR			K		4	2	1	0	0	1	3							
Russ Davis, R OBP: 0.327, SLG: 0.438 Aaron Fultz, L OBP: 0.500, SLG: 0.500 (1, 5)	L8	F8			HR		L9			4	1	1	2	0	0	3							
Barry Bonds, L OBP: 0.443, SLG: 0.740 (1, 7)	HR BB				1B 2B		L8			2	2	1	0	2	0	0							
Jeff Kent, R OBP: 0.421, SLG: 0.647 (1, 4)	HR				G6-3		L4			4	1	1	3	0	0	2							
J.T. Snow, L OBP: 0.383, SLG: 0.500 (1, 3)	K				G4-3		G4-3			4	0	1	1	0	1	0							
Rich Aurilia, R OBP: 0.332, SLG: 0.412 (1, 6)	K				F7		K	BB 1B		4	1	1	0	0	2	1							
Armando Rios, L OBP: 0.337, SLG: 0.450 (1, 9)		K			F7		G5-3	1B BB		3	0	0	0	1	1	0							
Doug Mirabeli, R OBP: 0.355, SLG: 0.434 (1, 2)		E BB			K		F9	1B		3	0	1	1	1	1	0							
Kirk Rueter, L OBP: 0.171, SLG: 0.200 Bill Mueller, S OBP: 0.338, SLG: 0.390 (1, 1)		E1			FC4-6 1B		G4-3			3	0	1	0	0	0	1							
										0	0	0	0	0	0	0							
<b>Inning Stats</b>	R: 3 E: 0 K: 2 S: 17	H: 2 LOB: 0 BB: 1 P: 25	R: 0 E: 1 K: 1 S: 10	H: 0 LOB: 2 BB: 1 P: 20	R: 0 E: 0 K: 0 S: 5	H: 0 LOB: 0 BB: 1 P: 12	R: 0 E: 0 K: 1 S: 8	H: 0 LOB: 0 BB: 0 P: 10	R: 3 E: 0 K: 1 S: 22	H: 4 LOB: 1 BB: 0 P: 29	R: 0 E: 0 K: 0 S: 6	H: 0 LOB: 0 BB: 0 P: 8	R: 0 E: 0 K: 1 S: 14	H: 0 LOB: 0 BB: 0 P: 19	R: 1 E: 0 K: 0 S: 13	H: 2 LOB: 2 BB: 1 P: 24	R: 0 E: 0 K: 0 S: 5	H: 0 LOB: 0 BB: 0 P: 7	1B: 5 2B: 1 3B: 0 HR: 2	SF: 0 SAC: 0 DP: 1 HBP: 0	WP: 0 PB: 0 SB: 0 CS: 0	PA: 35	
<b>PITCHER</b>	IP	WLS	BF	H	R	ER	SO	BB	IBB	HBP	BLK	WP	HR	S	P	ERA	WHIP						
Woody Williams, R ERA: 4.68 Carlos Almanzar, R ERA: 5.24	(1, 1)	7.0	L	30	6	6	6	3	0	0	0	0	0	2	82	123	7.71	1.286					
	(8, 1)	1.0	S	5	2	1	1	0	1	0	0	0	0	13	24	9.00	3.000						

San Diego Padres @ San Francisco Giants  
PacBell Park, San Francisco, CA  
Thu Jul 20 2000, 7:05 PM EDT  
Att: 40,930 - Sunny - 69 F

AB	31
R	7
H	8
RBI	7
BB	4
SO	6
LOB	10





Batter	1	2	3	4	5	6	7	8	9	AB	R	H	RBI	BB	SO	LOB	TOP
<b>Eric Owens, R</b> OBP: 0.364, SLG: 0.399 (1, 9)										5	0	1	0	0	1	6	<b>San Diego Padres @ Colorado Rockies</b> Coors Field, Denver, CO Fri Jul 21 2000, 7:05 PM MDT Att: 41,118 - Cloudy - 82 F
<b>Ruban Rivera, R</b> OBP: 0.315, SLG: 0.448 (1, 8)										5	1	1	1	0	2	2	
<b>Ryan Klesko, L</b> OBP: 0.399, SLG: 0.592 (1, 3)										4	1	2	1	1	1	1	
<b>Phil Nevin, R</b> OBP: 0.348, SLG: 0.503 (1, 5)										5	1	2	0	0	1	2	
<b>Bret Boone, R</b> OBP: 0.327, SLG: 0.453 (1, 4)										3	1	1	0	2	1	1	
<b>Al Martin, L</b> OBP: 0.354, SLG: 0.478 (1, 7)										4	0	1	2	1	0	3	
<b>Ben Davis, S</b> OBP: 0.156, SLG: 0.222 (1, 2)										5	0	0	0	0	2	8	
<b>Damian Jackson, R</b> OBP: 0.334, SLG: 0.352 (1, 6)										4	0	1	1	0	0	0	
<b>Adam Eaton, R</b> OBP: 0.556, SLG: 0.500 (1, 1)										3	1	3	0	1	0	0	
<b>Kevin Walker, L</b> OBP: 0.250, SLG: 0.250 (8, 1)										0	0	0	0	0	0	0	
<b>Todd Erdos, R</b> (9, 1)										0	0	0	0	0	0	0	
<b>Inning Stats</b>	R: 0 E: 0 K: 0 S: 5	H: 1 LOB: 0 BB: 0 P: 8	R: 0 E: 0 K: 0 S: 4	H: 1 LOB: 1 BB: 0 P: 8	R: 0 E: 0 K: 0 S: 7	H: 1 LOB: 0 BB: 0 P: 11	R: 3 E: 0 K: 1 S: 14	H: 3 LOB: 3 BB: 3 P: 34	R: 0 E: 1 K: 2 S: 11	H: 0 LOB: 0 BB: 0 P: 13	R: 0 E: 0 K: 2 S: 10	H: 1 LOB: 1 BB: 1 P: 15	R: 0 E: 0 K: 1 S: 6	H: 1 LOB: 2 BB: 1 P: 10	1B: 9 2B: 3 3B: 0 HR: 0	SF: 0 SAC: 0 DP: 2 HBP: 0	WP: 0 PA: 43 PB: 0 SB: 1 CS: 0
<b>PITCHER</b>	IP WLS BF H R ER SO BB IBB HBP BLK WP HR S P ERA WHIP																
<b>Brian Bohanon, L</b> ERA: 6.44 (1, 1)	5.2 L 30 10 5 5 3 3 1 0 0 0 0 0 54 102 7.94 2.294																
<b>Julian Tavarez, R</b> ERA: 5.87 (6, 1)	1.1 4 0 0 0 2 0 0 0 0 0 0 0 11 19 0.00 0.000																
<b>Mike DeJean, R</b> ERA: 3.63 (8, 1)	1.0 4 1 0 0 2 0 0 0 0 0 0 0 10 15 0.00 1.000																
<b>Jose Jimenez, R</b> ERA: 3.65 (9, 1)	1.0 5 1 0 0 1 0 1 0 0 0 0 0 6 10 0.00 1.000																

Batter	1	2	3	4	5	6	7	8	9	AB	R	H	RBI	BB	SO	LOB	BOTTOM				
<b>Brian Hunter, R</b> OBP: 0.366, SLG: 0.331 (1, 8)										5	0	0	0	0	1	3	<b>San Diego Padres @ Colorado Rockies</b> Coors Field, Denver, CO Fri Jul 21 2000, 7:05 PM MDT Att: 41,118 - Cloudy - 82 F				
<b>Neftali Perez, S</b> OBP: 0.308, SLG: 0.416 (1, 6)										4	0	2	0	0	0	0					
<b>Larry Walker, L</b> OBP: 0.416, SLG: 0.504 (1, 7)										4	0	0	0	0	0	2					
<b>Jeff Cirillo, R</b> OBP: 0.406, SLG: 0.522 (1, 5)										3	0	1	0	1	0	0					
<b>17 Todd Helton, L</b> OBP: 0.478, SLG: 0.700 (1, 3)										3	0	1	0	1	0	2					
<b>Jeffrey Hammonds, R</b> OBP: 0.422, SLG: 0.610 (1, 9)										4	1	1	0	0	1	5					
<b>3 Mike Lansing, R</b> OBP: 0.319, SLG: 0.429 (1, 4)										3	0	1	1	1	1	1					
<b>Ben Petrick, R</b> OBP: 0.385, SLG: 0.500 (1, 2)										1	0	0	0	2	0	0					
<b>Brent Mayne, L</b> OBP: 0.386, SLG: 0.443 (9, PH)										1	0	0	0	0	0	1					
<b>Brian Bohanon, L</b> (1, 1)										2	0	0	0	0	0	2					
<b>Todd Walker, L</b> OBP: 0.265, SLG: 0.360 (7, PH)										0	0	0	0	0	0	0					
<b>Kevin Walker, L</b> ERA: 3.95 (8, 1)										0	0	0	0	0	0	0					
<b>Todd Erdos, R</b> ERA: 4.4 (9, 1)										0	0	0	0	0	0	0					
<b>Inning Stats</b>	R: 0 E: 0 K: 1 S: 5	H: 0 LOB: 0 BB: 0 P: 6	R: 1 E: 0 K: 0 S: 12	H: 2 LOB: 2 BB: 1 P: 23	R: 0 E: 0 K: 0 S: 5	H: 0 LOB: 0 BB: 0 P: 8	R: 0 E: 0 K: 2 S: 11	H: 1 LOB: 1 BB: 0 P: 14	R: 0 E: 0 K: 0 S: 5	H: 0 LOB: 0 BB: 0 P: 8	R: 0 E: 0 K: 0 S: 7	H: 1 LOB: 2 BB: 2 P: 17	R: 0 E: 0 K: 0 S: 9	H: 1 LOB: 1 BB: 1 P: 16	R: 0 E: 0 K: 0 S: 11	H: 2 LOB: 2 BB: 0 P: 17	R: 0 E: 0 K: 0 S: 6	H: 0 LOB: 1 BB: 1 P: 16	1B: 6 2B: 1 3B: 0 HR: 0	SF: 0 SAC: 0 DP: 2 HBP: 0	WP: 1 PA: 37 PB: 0 SB: 0 CS: 0
<b>PITCHER</b>	IP WLS BF H R ER SO BB IBB HBP BLK WP HR S P ERA WHIP																				
<b>Adam Eaton, R</b> ERA: 3.22 (1, 1)	7.1 W 31 7 1 1 3 4 0 0 0 0 0 0 61 102 1.23 1.500																				
<b>Kevin Walker, L</b> ERA: 3.95 (8, 1)	0.2 H 2 0 0 0 0 0 0 0 0 0 0 0 4 7 0.00 0.000																				
<b>Todd Erdos, R</b> (9, 1)	1.0 4 0 0 0 0 0 1 0 0 0 0 0 6 16 0.00 1.000																				

AB	38
R	5
H	12
RBI	5
BB	5
SO	8
LOB	23





Batter	1	2	3	4	5	6	7	8	9	AB	R	H	RBI	BB	SO	LOB	TOP							
<b>Eric Owens, R</b> OBP: 0.364, SLG: 0.398 (1, 9)										4	1	1	0	1	0	2	<b>San Diego Padres @ Colorado Rockies</b> Coors Field, Denver, CO Sat Jul 22 2000, 6:05 PM MDT Att: 46,085 - Sunny - 85 F							
<b>Al Martin, L</b> OBP: 0.355, SLG: 0.475 (1, 7)										4	1	1	0	1	1	4								
<b>Ryan Klesko, L</b> OBP: 0.399, SLG: 0.596 (1, 3)										5	0	2	3	0	1	4								
<b>Phil Nevin, R</b> OBP: 0.349, SLG: 0.510 (1, 5)										5	1	2	1	0	1	1								
<b>Bret Boone, R</b> OBP: 0.330, SLG: 0.450 (1, 4)										2	0	0	0	3	0	0								
<b>Ruben Rivera, R</b> OBP: 0.316, SLG: 0.446 <b>Dave Maurer, R</b> (5, 1)										3	0	1	0	0	0	4								
<b>16 Kevin Nicholson, S</b> OBP: 0.289, SLG: 0.380 <b>Matt Whiteside, R</b> (7, 1)										0	0	0	0	0	0	0								
<b>Dave Magadan, L</b> OBP: 0.326, SLG: 0.257 (6, PH)										1	0	1	0	0	0	0								
<b>Wiki Gonzalez, R</b> OBP: 0.287, SLG: 0.331 (1, 2)										3	0	1	0	1	0	2								
<b>Damian Jackson, R</b> OBP: 0.333, SLG: 0.351 (1, 6)										4	0	1	0	0	0	4								
<b>Matt Clement, R</b> OBP: 0.158, SLG: 0.143 <b>29 Kory DeHaan, L</b> OBP: 0.270, SLG: 0.348 (5, PH) (5, 9)										0	0	0	0	0	0	0								
<b>Inning Stats</b>	R: 1 E: 0 K: 0 S: 11	H: 2 LOB: 2 BB: 1 P: 19	R: 0 E: 0 K: 0 S: 9	H: 1 LOB: 1 BB: 0 P: 14	R: 1 E: 0 K: 0 S: 8	H: 1 LOB: 0 BB: 0 P: 12	R: 0 E: 0 K: 0 S: 9	H: 1 LOB: 0 BB: 0 P: 15	R: 2 E: 0 K: 2 S: 13	H: 3 LOB: 3 BB: 2 P: 32	R: 0 E: 0 K: 1 S: 10	H: 1 LOB: 2 BB: 0 P: 15	R: 0 E: 0 K: 1 S: 11	H: 1 LOB: 1 BB: 0 P: 12	R: 0 E: 0 K: 1 S: 11	H: 0 LOB: 1 BB: 1 P: 16	1B: 7 2B: 3 3B: 0 HR: 1	SF: 0 SAC: 1 DP: 1 HBP: 1	WP: 0 PB: 0 SB: 2 CS: 0	PA: 43				
<b>PITCHER</b>	IP	WLS	BF	H	R	ER	SO	BB	IBB	HBP	BLK	WP	HR	S	P	ERA	WHIP							
<b>Kevin Jarvis, R</b> ERA: 6.56 (1, 1)	4.2		23	8	4	4	0	3	0	0	0	0	1	50	83	7.71	2.357							
<b>Julian Tavaraz, R</b> ERA: 5.73 (5, 1)	0.2		5	1	0	0	0	2	0	0	0	0	0	13	27	0.00	4.500							
<b>Gabe White, L</b> ERA: 2.28 (6, 1)	2.2	W	11	2	0	0	3	0	0	1	0	0	0	27	38	0.00	0.750							
<b>Jose Jimenez, R</b> ERA: 3.55 (9, 1)	1.0		4	0	0	0	1	1	0	0	0	0	0	11	16	0.00	1.000							

Batter	1	2	3	4	5	6	7	8	9	AB	R	H	RBI	BB	SO	LOB	BOTTOM							
<b>Brian Hunter, R</b> OBP: 0.367, SLG: 0.340 (1, 8)										5	3	2	0	0	0	3	<b>San Diego Padres @ Colorado Rockies</b> Coors Field, Denver, CO Sat Jul 22 2000, 6:05 PM MDT Att: 46,085 - Sunny - 85 F							
<b>Neftali Perez, S</b> OBP: 0.312, SLG: 0.423 (1, 6)										4	1	3	0	0	0	2								
<b>Larry Walker, L</b> OBP: 0.412, SLG: 0.500 (1, 7)										4	0	1	3	0	0	3								
<b>Jeff Cirillo, R</b> OBP: 0.406, SLG: 0.519 (1, 5)										4	2	1	0	1	0	4								
<b>17 Todd Helton, L</b> OBP: 0.479, SLG: 0.707 (1, 3)										5	2	3	3	0	0	0								
<b>Jeffrey Hammonds, R</b> OBP: 0.418, SLG: 0.602 (1, 9)										5	0	1	0	0	0	3								
<b>Brent Mayne, L</b> OBP: 0.396, SLG: 0.449 (1, 2)										4	1	3	2	1	0	0								
<b>3 Mike Lansing, R</b> OBP: 0.320, SLG: 0.427 (1, 4)										4	0	1	0	1	0	5								
<b>Kevin Jarvis, L</b> OBP: 0.143, SLG: 0.115 <b>Julian Tavaraz, L</b> OBP: 0.143, SLG: 0.143 <b>Gabe White, L</b> OBP: 0.167, SLG: 0.667 <b>Jose Jimenez, R</b> OBP: 0.500, SLG: 0.500 (1, 1) (5, 1) (6, 1) (9, 1)										2	0	0	0	0	2	3								
<b>Inning Stats</b>	R: 4 E: 0 K: 0 S: 21	H: 3 LOB: 0 BB: 1 P: 31	R: 1 E: 0 K: 1 S: 12	H: 3 LOB: 2 BB: 0 P: 15	R: 2 E: 1 K: 1 S: 12	H: 2 LOB: 2 BB: 1 P: 21	R: 1 E: 0 K: 0 S: 14	H: 3 LOB: 3 BB: 0 P: 23	R: 0 E: 0 K: 1 S: 8	H: 2 LOB: 2 BB: 0 P: 11	R: 1 E: 0 K: 0 S: 8	H: 1 LOB: 0 BB: 0 P: 8	R: 0 E: 0 K: 0 S: 9	H: 0 LOB: 1 BB: 1 P: 18	1B: 13 2B: 2 3B: 0 HR: 1	SF: 1 SAC: 1 DP: 0 HBP: 0		WP: 1 PB: 0 SB: 0 CS: 0	PA: 44					
<b>PITCHER</b>	IP	WLS	BF	H	R	ER	SO	BB	IBB	HBP	BLK	WP	HR	S	P	ERA	WHIP							
<b>Matt Clement, R</b> ERA: 5.13 (1, 1)	4.0	L	26	11	8	7	2	2	0	0	0	0	0	59	90	15.75	3.250							
<b>Dave Maurer, L</b> ERA: 3.74 (5, 1)	2.0		10	4	0	0	1	0	0	0	0	0	0	24	30	0.00	2.000							
<b>Matt Whiteside, R</b> ERA: 3.74 (7, 1)	2.0		8	1	1	1	0	1	0	0	0	0	0	17	26	4.50	1.000							










Batter	1	2	3	4	5	6	7	8	9	AB	R	H	RBI	BB	SO	LOB	TOP		
Marvin Benard, L (1, 8) OBP: 0.333, SLG: 0.391	F7	G4-3			F8		G4-3			4	0	0	0	0	0	1	<b>San Francisco Giants @ San Diego Padres</b> Qualcomm Stadium, San Diego, CA Mon Jul 24 2000, 10:05 PM EDT Att: 22,405 - Sunny - 77 F <a href="http://livebaseballscorecards.com">livebaseballscorecards.com</a>		
Bill Mueller, S (1, 5) OBP: 0.330, SLG: 0.380	1B BB BB	F5			F8			G6-3		4	1	1	0	0	0	0			
Barry Bonds, L (1, 7) OBP: 0.431, SLG: 0.721	BB 1B BB				G6-3			G3		3	1	0	0	1	0	0			
Jeff Kent, R (1, 4) OBP: 0.419, SLG: 0.633	BB BB 1B				G6-3			G4-3		4	1	2	0	0	0	0			
Ellis Burks, R (1, 9) OBP: 0.438, SLG: 0.610	BB 1B BB				P6			G5-3		3	0	0	1	1	1	1			
J.T. Snow, L (1, 3) OBP: 0.377, SLG: 0.485	BB 1B BB				K2-3 1B BB			F7		2	0	0	1	2	0	1			
Rich Aurilia, R (1, 6) OBP: 0.338, SLG: 0.428	F8				K			F8		4	0	1	0	0	1	4			
Doug Mirabelli, R (1, 2) OBP: 0.360, SLG: 0.439	BB 1B				2-1			G6-3		3	0	2	1	0	0	1			
Mark Gardner, R (1, 1) OBP: 0.136, SLG: 0.136					1-2					3	0	0	0	0	2	3			
Alan Embree, L (8, 1)					K2-3					0	0	0	0	0	0	0			
Felix Rodriguez, R (8, 1)										0	0	0	0	0	0	0			
Robb Nen, R (9, 1)										0	0	0	0	0	0	0			
<b>Inning Stats</b>	R: 3 H: 3 E: 0 K: 0 S: 17	H: 3 R: 2 BB: 3 P: 34	R: 0 H: 0 E: 0 K: 0 S: 8	H: 0 R: 3 BB: 0 P: 10	R: 0 H: 0 E: 0 K: 0 S: 7	H: 0 R: 0 BB: 0 P: 11	R: 0 H: 1 E: 0 K: 2 S: 10	H: 1 R: 0 BB: 1 P: 16	R: 0 H: 0 E: 0 K: 0 S: 5	H: 1 R: 0 BB: 0 P: 7	R: 0 H: 1 E: 0 K: 1 S: 9	H: 1 R: 0 BB: 0 P: 12	R: 0 H: 0 E: 0 K: 0 S: 7	H: 0 R: 0 BB: 0 P: 11	R: 0 H: 0 E: 0 K: 0 S: 8	H: 0 R: 0 BB: 0 P: 13	1B: 5 2B: 1 3B: 0 HR: 0	SF: 0 SAC: 0 DP: 1 HBP: 0	WP: 0 PA: 34 PB: 0 SB: 0 CS: 0
<b>PITCHER</b>	IP WLS BF H R ER SO BB IBB HBP BLK WP HR S P ERA WHIP																		
Brian Meadows, R (1, 1) ERA: 4.98	7.0 L 28 6 3 3 4 4 0 0 0 0 0 0 62 98 3.86 1.429																		
Dave Maurer, L (8, 1) ERA:	1.0 3 0 0 0 0 0 0 0 0 0 0 0 7 11 0.00 0.000																		
Carlos Almanzar, R (9, 1) ERA: 5.12	1.0 3 0 0 0 0 0 0 0 0 0 0 0 8 13 0.00 0.000																		


Batter	1	2	3	4	5	6	7	8	9	AB	R	H	RBI	BB	SO	LOB	BOTTOM		
Al Martin, L (1, 7) OBP: 0.354, SLG: 0.470	F8		G4-3					G6-3		3	0	0	0	1	0	0	<b>San Francisco Giants @ San Diego Padres</b> Qualcomm Stadium, San Diego, CA Mon Jul 24 2000, 10:05 PM EDT Att: 22,405 - Sunny - 77 F <a href="http://livebaseballscorecards.com">livebaseballscorecards.com</a>		
29 Kory DeHaan, L (1, 9) OBP: 0.250, SLG: 0.320										3	0	0	0	0	3	2			
Eric Owens, R (8, PH) OBP: 0.367, SLG: 0.403	K				K					1	0	1	0	0	0	0			
Ryan Klesko, L (1, 3) OBP: 0.401, SLG: 0.611					G4-3			F5		4	0	1	0	0	0	1			
Phil Nevin, R (1, 5) OBP: 0.346, SLG: 0.503	P4				1-1			G5-3		4	0	1	0	0	0	2			
Bret Boone, R (1, 4) OBP: 0.333, SLG: 0.456					1-2					4	0	2	0	0	0	0			
Wiki Gonzalez, R (1, 2) OBP: 0.279, SLG: 0.321					1-2					4	0	0	0	0	0	3			
Ruben Rivera, R (1, 8) OBP: 0.317, SLG: 0.442					FC4-6			F9		4	0	1	0	0	2	0			
Damian Jackson, R (1, 6) OBP: 0.329, SLG: 0.346								G6-3		3	0	0	0	0	2	1			
Brian Meadows, R (1, 1) OBP: 0.135, SLG: 0.135										1	0	0	0	0	1	0			
16 Kevin Nicholson, S (7, PH) OBP: 0.282, SLG: 0.370										1	0	0	0	0	1	0			
Dave Maurer, R (8, 1) ERA: 2.95										0	0	0	0	0	0	0			
Carlos Almanzar, R (9, 1) ERA: 1.99										0	0	0	0	0	0	0			
<b>Inning Stats</b>	R: 0 H: 1 E: 0 K: 1 S: 8	H: 0 R: 0 BB: 0 P: 12	R: 0 H: 0 E: 0 K: 1 S: 9	H: 0 R: 0 BB: 0 P: 13	R: 0 H: 0 E: 0 K: 2 S: 10	H: 0 R: 0 BB: 0 P: 13	R: 0 H: 2 E: 0 K: 1 S: 14	H: 2 R: 0 BB: 0 P: 20	R: 0 H: 1 E: 0 K: 0 S: 7	H: 1 R: 0 BB: 0 P: 11	R: 0 H: 0 E: 0 K: 2 S: 13	H: 0 R: 0 BB: 0 P: 16	R: 0 H: 1 E: 0 K: 0 S: 9	H: 1 R: 0 BB: 0 P: 13	R: 0 H: 0 E: 0 K: 1 S: 8	H: 0 R: 0 BB: 0 P: 11	1B: 4 2B: 1 3B: 1 HR: 0	SF: 0 SAC: 1 DP: 0 HBP: 0	WP: 0 PA: 34 PB: 0 SB: 0 CS: 0
<b>PITCHER</b>	IP WLS BF H R ER SO BB IBB HBP BLK WP HR S P ERA WHIP																		
Mark Gardner, R (1, 1) ERA: 4.46	7.0 W 27 5 0 0 8 1 0 0 0 0 0 0 4 5 0.00 0.857																		
Alan Embree, L (8, 1) ERA: 5.75	0.2 H 3 1 0 0 0 0 0 0 0 0 0 0 4 5 0.00 1.500																		
Felix Rodriguez, R (8, 1) ERA: 2.95	0.1 H 1 0 0 0 0 0 0 0 0 0 0 0 5 8 0.00 0.000																		
Robb Nen, R (9, 1) ERA: 1.99	1.0 S 3 0 0 0 1 0 0 0 0 0 0 0 8 11 0.00 0.000																		







Batter	1	2	3	4	5	6	7	8	9	AB	R	H	RBI	BB	SO	LOB	TOP		
Marvin Benard, L (1, 8) OBP: 0.332, SLG: 0.397	G1-3			F7		HR		F8		4	1	1	1	0	0	0	San Francisco Giants @ San Diego Padres Qualcomm Stadium, San Diego, CA Wed Jul 26 2000, 10:05 PM EDT Att: 27,172 - Sunny - 72 F		
Bill Mueller, S (1, 5) OBP: 0.331, SLG: 0.386	F7			K		2B		G6-3		4	0	1	0	0	1	0			
Jeff Kent, R (1, 4) OBP: 0.414, SLG: 0.621	K			F9		F9		F8		4	0	0	0	0	1	1			
J.T. Snow, L (1, 3) OBP: 0.377, SLG: 0.484		K			F8		1B 1B G6-4-3 BB		K	3	1	0	0	1	2	0			
Ellis Burks, R (1, 9) OBP: 0.436, SLG: 0.615	L6				G6-3		G6-4-3 1B 1-2 1B		G5-3	4	0	1	0	0	0	0			
Armando Rios, L (1, 7) OBP: 0.342, SLG: 0.470 Robb Nen, R (9, 1)	G4-3				G6-3		1-1 G6-4-3 1B 1-2 2-3 1B		G1-3	4	0	1	0	0	0	0			
Rich Aurilia, R (1, 6) OBP: 0.335, SLG: 0.423			G6-3			F9	G6-4-3			3	0	0	0	0	0	2			
Bobby Estellella, R (1, 2) OBP: 0.387, SLG: 0.565			G5-3			HR	BB			2	1	1	1	1	0	0			
Shawn Estes, R (1, 1) OBP: 0.244, SLG: 0.349 Felix Rodriguez, R (7, 1) Calvin Murray, R (9, 8) OBP: 0.361, SLG: 0.359			K			K	G3			3	0	0	0	0	2	2			
										0	0	0	0	0	0	0			
<b>Inning Stats</b>	R: 0 H: 0 E: 0 K: 1 S: 10	H: 0 LOB: 0 BB: 0 P: 12	R: 0 H: 0 E: 0 K: 1 S: 10	LOB: 0 BB: 0 P: 16	R: 0 H: 0 E: 0 K: 1 S: 8	LOB: 0 BB: 0 P: 11	R: 0 H: 0 E: 0 K: 1 S: 6	LOB: 0 BB: 0 P: 9	R: 0 H: 3 E: 0 K: 1 S: 16	LOB: 1 BB: 0 P: 24	R: 1 H: 2 E: 0 K: 0 S: 17	H: 2 LOB: 2 BB: 2 P: 31	R: 0 H: 0 E: 0 K: 0 S: 7	LOB: 0 BB: 0 P: 11	R: 0 H: 0 E: 0 K: 1 S: 11	LOB: 0 BB: 0 P: 17		1B: 2 2B: 1 3B: 0 HR: 2	SF: 0 SAC: 0 DP: 1 HBP: 0
<b>PITCHER</b>	IP WLS BF H R ER SO BB IBB HBP BLK WP HR S P ERA WHIP																		
Adam Eaton, R (1, 1) ERA: 3.28	7.0 L 27 5 3 3 5 2 0 0 0 0 0 2 71 111 3.86 1.000																		
Kevin Walker, L (8, 1) ERA: 3.89	2.0 6 0 0 0 1 0 0 0 0 0 0 0 18 28 0.00 0.000																		

Batter	1	2	3	4	5	6	7	8	9	AB	R	H	RBI	BB	SO	LOB	BOTTOM				
Eric Owens, R (1, 9) OBP: 0.366, SLG: 0.398	G1		G6-3						G1-3	3	0	0	0	2	0	2	San Francisco Giants @ San Diego Padres Qualcomm Stadium, San Diego, CA Wed Jul 26 2000, 10:05 PM EDT Att: 27,172 - Sunny - 72 F				
Ruben Rivera, R (1, 8) OBP: 0.319, SLG: 0.453	HR		F3		FC5-2 BB		BB			3	1	1	1	1	0	3					
Joe Vitiello, R (1, 3) OBP: 0.300, SLG: 0.600 Ryan Klesko, L (7, PH) OBP: 0.401, SLG: 0.608	G6-3		G1-3		F8		K			3	0	0	0	0	0	3					
Phil Nevin, R (1, 5) OBP: 0.344, SLG: 0.496	FC6-4 BB			G5-3		F8		K		3	0	0	0	1	1	0					
Bret Boone, R (1, 4) OBP: 0.334, SLG: 0.455	FC6-4 BB			F9		2B		F7		3	0	1	0	1	0	0					
Ben Davis, S (1, 2) OBP: 0.148, SLG: 0.227	FC6-4			G6-3		F9		K		4	0	0	0	0	1	3					
Damian Jackson, R (1, 7) OBP: 0.331, SLG: 0.345			G1-6-3 BB		1B FC5-2 1B		F8		K	3	0	1	0	1	1	1					
16 Kevin Nicholson, S (1, 6) OBP: 0.265, SLG: 0.346 Dave Magadan, L (9, PH) OBP: 0.341, SLG: 0.278 29 Kory DeHaan, L (9, FR) OBP: 0.250, SLG: 0.320	F8				K		F9			3	0	0	0	0	1	2					
Adam Eaton, R (1, 1) OBP: 0.550, SLG: 0.500 Woody Williams, R (7, PH) OBP: 0.379, SLG: 0.640 Kevin Walker, L (8, 1) OBP: 0.250, SLG: 0.250 Al Martin, L (9, PH) OBP: 0.355, SLG: 0.470	G1-6-3				FC5-2 BB		F5		K	2	0	1	0	0	0	0					
										1	0	0	0	0	0	1					
<b>Inning Stats</b>	R: 1 H: 1 E: 0 K: 0 S: 8	H: 1 LOB: 2 BB: 2 P: 18	R: 0 H: 0 E: 0 K: 0 S: 3	LOB: 0 BB: 1 P: 8	R: 0 H: 0 E: 0 K: 0 S: 5	LOB: 0 BB: 0 P: 8	R: 0 H: 0 E: 0 K: 0 S: 9	LOB: 0 BB: 0 P: 13	R: 0 H: 2 E: 0 K: 1 S: 9	LOB: 3 BB: 1 P: 15	R: 0 H: 1 E: 0 K: 0 S: 9	LOB: 1 BB: 0 P: 17	R: 0 H: 0 E: 0 K: 1 S: 14	LOB: 2 BB: 2 P: 27	R: 0 H: 0 E: 0 K: 2 S: 7	LOB: 0 BB: 0 P: 8		R: 0 H: 1 E: 0 K: 2 S: 13	LOB: 2 BB: 0 P: 20	1B: 3 2B: 1 3B: 0 HR: 1	SF: 0 SAC: 0 DP: 1 HBP: 0
<b>PITCHER</b>	IP WLS BF H R ER SO BB IBB HBP BLK WP HR S P ERA WHIP																				
Shawn Estes, L (1, 1) ERA: 3.99	6.2 W 29 4 1 1 1 6 0 0 0 0 0 0 54 102 1.35 1.500																				
Felix Rodriguez, R (7, 1) ERA: 2.89	1.1 H 4 0 0 0 3 0 0 0 0 0 0 0 10 12 0.00 0.000																				
Robb Nen, R (9, 1) ERA: 1.94	1.0 S 4 1 0 0 2 0 0 0 0 0 0 0 13 20 0.00 1.000																				







Batter	1	2	3	4	5	6	7	8	9	AB	R	H	RBI	BB	SO	LOB	TOP										
Eric Owens, R (1.9) OBP: 0.360, SLG: 0.389 29 Kory DeHaan, L (8.9) OBP: 0.247, SLG: 0.316	G1-3		G6-3			G5-3		FC1-6 WP		4	0	0	0	0	0	2	<b>San Diego Padres @ Pittsburgh Pirates</b> Three Rivers Stadium, Pittsburgh, PA Sat Jul 29 2000, 7:05 PM EDT Att: 30,118 - Overcast - 69 F <a href="http://livebaseballscorecards.com">livebaseballscorecards.com</a>										
Al Martin, L (1.7) OBP: 0.359, SLG: 0.477	G4-3			G5-3						3	0	1	0	1	0	0											
Ryan Klesko, L (1.3) OBP: 0.402, SLG: 0.610 Kevin Walker, L (8.1) OBP: 0.250, SLG: 0.250					1B			F8		4	1	2	0	0	0	3											
Dave Magadan, L (1.5) OBP: 0.362, SLG: 0.321	G6-3									4	0	2	1	0	1	1											
Bret Boone, R (1.4) OBP: 0.333, SLG: 0.452		K								4	0	0	0	0	1	2											
Carlos Hernandez, R (1.2) OBP: 0.316, SLG: 0.340 Todd Erdos, R (7.1) Joe Vitello, R (8.3) OBP: 0.200, SLG: 0.400	G5-3									3	0	0	0	0	1	0											
Ruben Rivera, R (1.8) OBP: 0.315, SLG: 0.443										2	1	0	0	1	1	0											
Damian Jackson, R (1.6) OBP: 0.325, SLG: 0.338 Wiki Gonzalez, R (7.2) OBP: 0.277, SLG: 0.317										2	0	0	0	0	1	0											
Brian Tolberg, R (1.1) Carlos Almanzar, R (5.1) 16 Kevin Nicholson, S (5.6) OBP: 0.267, SLG: 0.346										1	0	0	0	0	0	0											
										2	0	1	0	0	0	0											
<b>Inning Stats</b>	R: 0 E: 0 K: 0 S: 6	H: 1 LOB: 1 BB: 0 P: 9	R: 0 E: 0 K: 1 S: 11	H: 0 LOB: 0 BB: 0 P: 16	R: 0 E: 0 K: 0 S: 6	H: 0 LOB: 0 BB: 0 P: 8	R: 1 E: 0 K: 0 S: 12	H: 2 LOB: 0 BB: 0 P: 15	R: 0 E: 0 K: 0 S: 9	H: 0 LOB: 0 BB: 0 P: 13	R: 0 E: 0 K: 0 S: 7	H: 1 LOB: 1 BB: 0 P: 12	R: 0 E: 0 K: 1 S: 7	H: 0 LOB: 0 BB: 0 P: 11	R: 1 E: 0 K: 0 S: 13	H: 1 LOB: 2 BB: 2 P: 24	R: 0 E: 0 K: 0 S: 6	H: 1 LOB: 0 BB: 0 P: 10	1B: 4 2B: 2 3B: 0 HR: 0	SF: 0 SAC: 0 DP: 1 HBP: 0	WP: 1 PB: 0 SB: 0 CS: 1	PA: 34					
<b>PITCHER</b>	IP	WLS	BF	H	R	ER	SO	BB	IBB	HBP	BLK	WP	HR	S	P	ERA	WHIP										
67 Francisco Cordova, R (1.1) ERA: 4.52	5.0	W	17	3	1	1	4	0	0	0	0	0	0	44	61	1.80	0.600										
Chris Peters, L (6.1) ERA: 3.52	3.0		13	2	1	1	2	2	0	0	0	1	0	27	47	3.00	1.333										
Scott Sauerbeck, L (9.1) ERA: 3.65	1.0		3	1	0	0	0	0	0	0	0	0	0	6	10	0.00	1.000										

Batter	1	2	3	4	5	6	7	8	9	AB	R	H	RBI	BB	SO	LOB	BOTTOM										
Warren Morris, L (1.4) OBP: 0.333, SLG: 0.336										5	2	2	1	0	1	1	<b>San Diego Padres @ Pittsburgh Pirates</b> Three Rivers Stadium, Pittsburgh, PA Sat Jul 29 2000, 7:05 PM EDT Att: 30,118 - Overcast - 69 F <a href="http://livebaseballscorecards.com">livebaseballscorecards.com</a>										
18 Jason Kendall, R (1.2) OBP: 0.427, SLG: 0.470										4	0	2	0	1	1	1											
John Vander Wal, L (1.7) OBP: 0.367, SLG: 0.544 Bruce Aven, R (8.7) OBP: 0.285, SLG: 0.424										4	3	2	0	0	1	2											
Brian Giles, L (1.8) OBP: 0.414, SLG: 0.586										5	2	5	2	0	0	0											
Kevin Young, R (1.3) OBP: 0.311, SLG: 0.451										5	1	1	1	0	1	6											
Aramis Ramirez, R (1.5) OBP: 0.274, SLG: 0.385										3	1	1	0	1	1	1											
Emil Brown, R (1.9) OBP: 0.320, SLG: 0.571										4	1	1	2	0	0	3											
Pat Meares, R (1.6) OBP: 0.285, SLG: 0.369 Chris Peters, L (6.1) OBP: 0.200, SLG: 0.200 Scott Sauerbeck, R (9.1)										3	0	0	0	0	0	1											
67 Francisco Cordova, R (1.1) OBP: 0.171, SLG: 0.121 Mike Benjamin, R (6.6) OBP: 0.316, SLG: 0.419										2	0	1	1	0	1	0											
										2	0	0	0	0	2	0											
<b>Inning Stats</b>	R: 1 E: 0 K: 2 S: 14	H: 2 LOB: 1 BB: 0 P: 25	R: 1 E: 0 K: 0 S: 11	H: 2 LOB: 1 BB: 0 P: 16	R: 1 E: 0 K: 0 S: 10	H: 2 LOB: 1 BB: 0 P: 18	R: 2 E: 0 K: 1 S: 9	H: 3 LOB: 0 BB: 0 P: 14	R: 3 E: 1 K: 1 S: 10	H: 3 LOB: 0 BB: 0 P: 20	R: 0 E: 0 K: 0 S: 17	H: 0 LOB: 0 BB: 0 P: 20	R: 2 E: 0 K: 0 S: 12	H: 3 LOB: 2 BB: 1 P: 22	R: 0 E: 0 K: 2 S: 12	H: 1 LOB: 2 BB: 1 P: 21	1B: 11 2B: 3 3B: 0 HR: 2	SF: 0 SAC: 0 DP: 0 HBP: 0	WP: 0 PB: 0 SB: 0 CS: 0	PA: 42							
<b>PITCHER</b>	IP	WLS	BF	H	R	ER	SO	BB	IBB	HBP	BLK	WP	HR	S	P	ERA	WHIP										
Brian Tolberg, R (1.1) ERA: 3.28	4.0	L	23	12	8	7	3	0	0	0	0	0	0	24	31	15.75	3.000										
Carlos Almanzar, R (5.1) ERA: 5.07	2.0		6	0	0	0	1	0	0	0	0	0	0	12	22	0.00	0.000										
Todd Erdos, R (7.1) ERA: 4.99	1.0		7	3	2	2	0	1	0	0	0	0	0	12	22	18.00	4.000										
Kevin Walker, L (8.1) ERA: 3.8	1.0		5	1	0	0	2	1	0	0	0	0	0	12	21	0.00	2.000										



Batter	1	2	3	4	5	6	7	8	9	AB	R	H	RBI	BB	SO	LOB	TOP								
<b>Eric Owens, R</b> OBP: 0.361, SLG: 0.395 (1, 9)	G4-3		F9				1B	G4-6-3		5	2	2	0	0	0	2	<b>San Diego Padres @ Pittsburgh Pirates</b> Three Rivers Stadium, Pittsburgh, PA Sun Jul 30 2000, 1:35 PM EDT Att: 19,680 - Overcast - 83 F								
<b>Al Martin, L</b> OBP: 0.360, SLG: 0.474 (1, 7)	G4-3		FC6-4 WP				1B	K		4	2	1	0	1	1	2									
<b>Ryan Klesko, L</b> OBP: 0.402, SLG: 0.604 (1, 3)	F9						1B	L4		3	0	0	0	2	1	2									
<b>Phil Nevin, R</b> OBP: 0.347, SLG: 0.506 (1, 5)			K					K		5	2	3	4	0	2	2									
<b>Bret Boone, R</b> OBP: 0.336, SLG: 0.451 (1, 4)								HR		3	2	1	0	2	0	2									
<b>Ben Davis, S</b> OBP: 0.170, SLG: 0.240 (1, 2)	K							1B		5	0	2	0	0	2	4									
<b>Ruben Rivera, R</b> OBP: 0.316, SLG: 0.457 (1, 8)								P4		5	1	2	5	0	0	3									
<b>16 Kevin Nicholson, S</b> OBP: 0.267, SLG: 0.341 (1, 6)								P6		4	0	1	0	0	2	2									
<b>Kevin Walker, L</b> OBP: 0.250, SLG: 0.250 (8, 1)	K									0	0	0	0	0	0	0									
<b>Donne Wall, R</b> (8, 1)										0	0	0	0	0	0	0									
<b>Dave Magadan, L</b> OBP: 0.316, SLG: 0.316 (9, PH)										1	0	0	0	0	0	2									
<b>Trevor Hoffman, R</b> (9, 1)										0	0	0	0	0	0	0									
<b>Brian Meadows, R</b> OBP: 0.156, SLG: 0.156 (8, 1)										3	0	1	0	0	0	1									
<b>Matt Whiteside, R</b> OBP: 0.156, SLG: 0.156 (8, 1)										0	0	0	0	0	0	0									
<b>29 Kory DeHaan, L</b> OBP: 0.247, SLG: 0.316 (8, PH)										0	0	0	0	0	0	0									
<b>Joe Vitiello, L</b> OBP: 0.156, SLG: 0.156 (8, PH)										1	0	1	0	0	0	0									
<b>Damian Jackson, R</b> OBP: 0.156, SLG: 0.156 (8, PH)										0	0	0	0	0	0	0									
<b>Damian Jackson, R</b> OBP: 0.156, SLG: 0.156 (8, 9)										0	0	0	0	0	0	0									
<b>Inning Stats</b>	R: 0 E: 0 K: 0 S: 8	H: 0 LOB: 0 BB: 0 P: 15	R: 1 E: 0 K: 3 S: 11	H: 1 LOB: 1 BB: 1 P: 20	R: 0 E: 0 K: 1 S: 11	H: 1 LOB: 2 BB: 1 P: 20	R: 0 E: 0 K: 1 S: 13	H: 1 LOB: 1 BB: 0 P: 16	R: 2 E: 0 K: 0 S: 15	H: 2 LOB: 1 BB: 2 P: 28	R: 0 E: 0 K: 0 S: 12	H: 1 LOB: 1 BB: 0 P: 18	R: 5 E: 0 K: 1 S: 15	H: 4 LOB: 0 BB: 1 P: 24	R: 0 E: 0 K: 1 S: 7	H: 1 LOB: 2 BB: 0 P: 14	R: 1 E: 0 K: 1 S: 13	H: 3 LOB: 2 BB: 0 P: 17	1B: 10 2B: 1 3B: 1 HR: 2	SF: 0 SAC: 0 DP: 2 HBP: 0	WP: 2 PB: 0 SB: 0 CS: 0	PA: 44			
<b>PITCHER</b>	IP	WLS	BF	H	R	ER	SO	BB	IBB	HBP	BLK	WP	HR	S	P	ERA	WHIP								
<b>Kris Benson, R</b> ERA: 3.43 (1, 1)	6.0		27	6	3	3	5	3	1	0	0	2	0	70	117	4.50	1.500								
<b>Jason Christiansen, L</b> ERA: 4.97 (7, 1)	0.1	B	5	3	4	4	0	1	0	0	0	0	0	6	13	108.00	12.000								
<b>Josias Manzanillo, R</b> ERA: 3.52 (7, 1)	0.2		3	1	1	1	1	0	0	0	0	0	1	9	11	13.50	1.500								
<b>Scott Sauerbeck, L</b> ERA: 3.55 (8, 1)	1.1		4	1	0	0	2	0	0	0	0	0	0	10	18	0.00	0.750								
<b>Marc Wilkins, R</b> ERA: 5.33 (9, 1)	0.2	L	5	3	1	1	0	0	0	0	0	0	1	10	13	13.50	4.500								

AB	39
R	9
H	14
RBI	9
BB	5
SO	8
LOB	22



Batter	1	2	3	4	5	6	7	8	9	AB	R	H	RBI	BB	SO	LOB	BOTTOM								
<b>Warren Morris, L</b> OBP: 0.332, SLG: 0.332 (1, 4)	F7									4	0	0	0	1	0	1	<b>San Diego Padres @ Pittsburgh Pirates</b> Three Rivers Stadium, Pittsburgh, PA Sun Jul 30 2000, 1:35 PM EDT Att: 19,680 - Overcast - 83 F								
<b>Scott Sauerbeck, R</b> (8, 1)										0	0	0	0	0	0	0									
<b>Luis Sojo, R</b> OBP: 0.317, SLG: 0.418 (9, 5)										0	0	0	0	0	0	0									
<b>Pat Meares, R</b> OBP: 0.287, SLG: 0.371 (1, 6)	G1-3									4	2	1	0	0	0	2									
<b>John Vander Wal, L</b> OBP: 0.394, SLG: 0.567 (1, 3)										5	3	4	2	0	0	0									
<b>Brian Giles, L</b> OBP: 0.416, SLG: 0.593 (1, 8)										4	1	2	1	1	0	2									
<b>Aramis Ramirez, R</b> OBP: 0.282, SLG: 0.388 (1, 5)										4	1	2	2	1	1	2									
<b>Marc Wilkins, R</b> (9, 1)										0	0	0	0	0	0	0									
<b>Alex Ramirez, R</b> OBP: 0.314, SLG: 0.470 (1, 9)										3	0	0	0	1	0	3									
<b>Jason Christiansen, R</b> ERA: 4.14 (7, 1)										0	0	0	0	0	0	0									
<b>Josias Manzanillo, R</b> ERA: 3.77 (7, 1)										0	0	0	0	0	0	0									
<b>Mike Benjamin, R</b> OBP: 0.314, SLG: 0.417 (8, 4)										1	0	0	0	0	0	0									
<b>Emil Brown, R</b> OBP: 0.333, SLG: 0.538 (7, 9)										5	1	2	2	0	1	1									
<b>Keith Osik, R</b> OBP: 0.378, SLG: 0.550 (1, 2)										4	0	1	1	0	0	2									
<b>18 Jason Kendall, R</b> OBP: 0.426, SLG: 0.468 (9, PH)										1	0	0	0	0	0	0									
<b>Kris Benson, R</b> OBP: 0.234, SLG: 0.190 (1, 1)										3	0	1	0	0	0	3									
<b>Bruce Aven, R</b> OBP: 0.283, SLG: 0.421 (7, 7)										1	0	0	0	0	0	0									
<b>Inning Stats</b>	R: 1 E: 0 K: 0 S: 13	H: 2 LOB: 2 BB: 1 P: 20	R: 0 E: 0 K: 0 S: 9	H: 1 LOB: 1 BB: 1 P: 13	R: 0 E: 0 K: 1 S: 5	H: 0 LOB: 0 BB: 0 P: 9	R: 1 E: 0 K: 0 S: 9	H: 2 LOB: 1 BB: 0 P: 18	R: 3 E: 0 K: 0 S: 13	H: 4 LOB: 2 BB: 1 P: 26	R: 3 E: 0 K: 0 S: 18	H: 2 LOB: 1 BB: 1 P: 31	R: 0 E: 0 K: 0 S: 6	H: 0 LOB: 0 BB: 0 P: 7	R: 0 E: 0 K: 0 S: 11	H: 2 LOB: 1 BB: 0 P: 16	R: 0 E: 0 K: 1 S: 5	H: 0 LOB: 0 BB: 0 P: 6	1B: 7 2B: 4 3B: 0 HR: 2	SF: 0 SAC: 0 DP: 1 HBP: 1	WP: 0 PB: 0 SB: 0 CS: 0	PA: 44			
<b>PITCHER</b>	IP	WLS	BF	H	R	ER	SO	BB	IBB	HBP	BLK	WP	HR	S	P	ERA	WHIP								
<b>Brian Meadows, R</b> ERA: 5.34 (1, 1)	5.1		31	11	8	8	1	1	2	1	0	0	0	14	22	0.00	0.600								
<b>Matt Whiteside, R</b> ERA: 4.14 (6, 1)	1.2		6	0	0	0	0	1	0	0	0	0	0	8	12	0.00	6.000								
<b>Kevin Walker, L</b> ERA: 3.77 (8, 1)	0.1		3	2	0	0	0	0	0	0	0	0	0	3	4	0.00	0.000								
<b>Donne Wall, R</b> ERA: 2.88 (8, 1)	0.2	W	1	0	0	0	0	0	0	0	0	0	0	3	4	0.00	0.000								
<b>Trevor Hoffman, R</b> ERA: 4.03 (9, 1)	1.0	S	3	0	0	0	1	0	0	0	0	0	0	5	6	0.00	0.000								





Batter	1	2	3	4	5	6	7	8	9	AB	R	H	RBI	BB	SO	LOB	TOP			
Doug Glanville, R (1,8) OBP: 0.294, SLG: 0.345	1-1 1B		0-2 F8		0-0 G5-3			0-1 G6-3		4	0	1	0	0	0	0				
Mickey Morandini, L (1,4) OBP: 0.325, SLG: 0.315	3-2 F9		0-0 G4-3			2-1 F7		2-2 G6-3		4	0	0	0	0	0	1				
Bobby Abreu, L (1,9) OBP: 0.403, SLG: 0.531	1-2 F7		0-1 F5			2-0 F8			1-1 G6-3	4	0	0	0	0	0	1				
Scott Rolen, R (1,5) OBP: 0.356, SLG: 0.517	3-2 G6-3			0-1 P3		0-0 F3			1-2 F5	4	0	0	0	0	0	1				
Pat Burrell, R (1,3) OBP: 0.337, SLG: 0.474		1-3 K		2-3 K			1-1 F9		1-1 HR	4	1	1	1	0	2	0				
Travis Lee, L (1,7) OBP: 0.308, SLG: 0.391	0-1 G6-3			3-1 1B			2-2 1B		2-2 F8	4	0	2	0	0	0	0				
Gary Bennett, R (1,2) OBP: 0.385, SLG: 0.500		4-2 BB BB		0-1 F7			3-1 F9			2	0	0	0	1	0	2				
Desi Relaford, S (1,6) OBP: 0.366, SLG: 0.329		4-1 BB		1-2 BB		1-2 G4-3		2-2 F8		2	0	0	0	1	0	1				
Bruce Chen, L (1,1) Kevin Sefcik, R (8, PH) Chris Brock, R (8, 1) Mark Holzemer, L (8, 1)		0-3 K		1-3 K		1-2 G4-3		0-0 F9		2	0	0	0	0	2	2				
<b>Inning Stats</b>	R: 0 E: 0 K: 0 S: 13	H: 1 LOB: 1 BB: 0 P: 21	R: 0 E: 0 K: 2 S: 11	H: 0 LOB: 2 BB: 2 P: 20	R: 0 E: 0 K: 1 S: 6	H: 0 LOB: 0 BB: 0 P: 6	R: 0 E: 0 K: 1 S: 9	H: 1 LOB: 1 BB: 0 P: 14	R: 0 E: 0 K: 0 S: 4	H: 0 LOB: 0 BB: 0 P: 8	R: 0 E: 0 K: 0 S: 11	H: 1 LOB: 1 BB: 0 P: 19	R: 0 E: 0 K: 0 S: 7	H: 0 LOB: 0 BB: 0 P: 9	R: 1 E: 0 K: 0 S: 10	H: 1 LOB: 0 BB: 0 P: 15	1B: 3 2B: 0 3B: 0 HR: 1	SF: 0 SAC: 0 DP: 0 HBP: 0	WP: 0 PB: 0 SB: 0 CS: 0	PA: 33
<b>PITCHER</b> Woody Williams, R (1,1) ERA: 4.12	IP: 9.0 WLS: W BF: 33 H: 4 R: 1 ER: 1 SO: 4 BB: 2 IBB: 0 HBP: 0 BLK: 0 WP: 0 HR: 1 S: 78 P: 121 ERA: 1.00 WHIP: 0.667																			

Philadelphia Phillies @ San Diego Padres  
Qualcomm Stadium, San Diego, CA

AB 31  
R 1  
H 4  
RBI 1  
BB 2  
SO 4  
LOB 8



Mon Jul 31 2000, 10:05 PM EDT  
Att. 43,207 - Overcast - 79 F

Batter	1	2	3	4	5	6	7	8	9	AB	R	H	RBI	BB	SO	LOB	BOTTOM			
Eric Owens, R (1,7) OBP: 0.362, SLG: 0.401	1-1 G4-3 1B		1-1 F8			0-0 B1-3		1-2 1B 3B		4	1	2	1	0	0	0				
Ruben Rivera, R (1,8) OBP: 0.315, SLG: 0.454	2-3 K		2-3 K			2-3 K		1-0 G6-4-3 1B		4	0	1	1	0	3	1				
Ryan Klesko, L (1,3) OBP: 0.400, SLG: 0.598	1-1 G4-3		1-2 F9			4-2 HR BB		0-0 G6-4-3		3	1	0	0	1	0	2				
Phil Nevin, R (1,5) OBP: 0.349, SLG: 0.514	2-2 G4-3			2-0 G5-3		0-1 HR		2-1 BB 1B		4	1	2	2	0	0	1				
Bret Boone, R (1,4) OBP: 0.336, SLG: 0.447		2-2 P6		3-1 L7		3-2 G5-3		4-1 BB 1B		3	0	0	0	1	0	0				
Joe Vitiello, R (1,9) 29 Kory DeHaan, L (7,9) OBP: 0.276, SLG: 0.500 OBP: 0.253, SLG: 0.321	2-2 G4-3 2B			1-1 G5-3			3-1 CS 1B	2-3 K		2	0	1	0	0	0	0				
Wiki Gonzalez, R (1,2) OBP: 0.273, SLG: 0.312	1-0 G4-3				0-1 F8		1-3 K			3	0	0	0	0	1	2				
Damian Jackson, R (1,6) OBP: 0.325, SLG: 0.336		4-2 S BB			0-1 G1-3		1-1 P4			2	0	0	0	1	0	0				
Woody Williams, R (1,1) OBP: 0.375, SLG: 0.593	2-1 F8			2-3 K				4-0 BB 3B		2	1	0	0	1	1	2				
<b>Inning Stats</b>	R: 0 E: 0 K: 1 S: 11	H: 1 LOB: 1 BB: 0 P: 17	R: 0 E: 0 K: 0 S: 13	H: 1 LOB: 2 BB: 1 P: 24	R: 0 E: 0 K: 1 S: 8	H: 0 LOB: 0 BB: 0 P: 12	R: 0 E: 0 K: 0 S: 5	H: 0 LOB: 0 BB: 0 P: 11	R: 0 E: 0 K: 1 S: 7	H: 0 LOB: 0 BB: 0 P: 9	R: 2 E: 0 K: 1 S: 12	H: 1 LOB: 1 BB: 1 P: 21	R: 0 E: 0 K: 1 S: 7	H: 1 LOB: 0 BB: 0 P: 12	R: 2 E: 0 K: 1 S: 11	H: 3 LOB: 2 BB: 2 P: 25	1B: 4 2B: 1 3B: 1 HR: 1	SF: 0 SAC: 0 DP: 1 HBP: 0	WP: 0 PB: 0 SB: 1 CS: 1	PA: 33
<b>PITCHER</b> Bruce Chen, L (1,1) ERA: 2.72 Chris Brock, R (8, 1) Mark Holzemer, L (8, 1)	IP: 7.0 WLS: L BF: 26 H: 4 R: 2 ER: 2 SO: 5 BB: 2 IBB: 0 HBP: 0 BLK: 0 WP: 0 HR: 1 S: 63 P: 106 ERA: 2.57 WHIP: 0.857																			

Philadelphia Phillies @ San Diego Padres  
Qualcomm Stadium, San Diego, CA

AB 29  
R 4  
H 7  
RBI 4  
BB 4  
SO 6  
LOB 10



Mon Jul 31 2000, 10:05 PM EDT  
Att. 43,207 - Overcast - 79 F







Batter	1	2	3	4	5	6	7	8	9	AB	R	H	RBI	BB	SO	LOB	TOP			
Doug Glanville, R OBP: 0.296, SLG: 0.351 (1, 8)	F8		K						F9	5	1	2	0	0	1	0	<b>Philadelphia Phillies @ San Diego Padres</b> Qualcomm Stadium, San Diego, CA Wed Aug 02 2000, 10:05 PM EDT Att: 14,447 - Cloudy - 79 F			
Alex Arias, R OBP: 0.258, SLG: 0.313 (1, 6)	F7		E5		FC5-4 1B					4	0	1	1	0	0	1				
Bobby Abreu, L OBP: 0.402, SLG: 0.531 (1, 9)			G4-3							4	0	2	0	0	1	2				
Scott Rolen, R OBP: 0.355, SLG: 0.520 (1, 5)										4	1	1	0	0	3	4				
Rico Brogna, L OBP: 0.295, SLG: 0.380 (1, 3)		G6-3		E7 1B					G6-3	3	0	1	0	1	0	0				
23 Kevin Jordan, R OBP: 0.271, SLG: 0.336 (1, 4)		F7		G1-3						4	0	0	0	0	0	3				
Travis Lee, L OBP: 0.311, SLG: 0.393 (1, 7)										3	0	1	1	1	0	1				
Tom Prince, R OBP: 0.289, SLG: 0.348 Mickey Morandini, L OBP: 0.322, SLG: 0.312 (9, PH)		G5-3		K						3	0	0	0	0	2	3				
Omar Daal, L OBP: 0.290, SLG: 0.379 Kevin Seick, R OBP: 0.327, SLG: 0.343 Cliff Politte, R OBP: 0.300, SLG: 0.333 Brian Hunter, R OBP: 0.295, SLG: 0.506 (7, PH)				K	G4-3				G3	1	0	0	0	0	0	0				
									K	0	0	0	0	0	0	0				
<b>Inning Stats</b>	R: 0 E: 0 K: 1 S: 11	H: 1 LOB: 1 BB: 0 P: 19	R: 0 E: 0 K: 0 S: 12	H: 0 LOB: 1 BB: 1 P: 21	R: 0 E: 1 K: 2 S: 10	H: 0 LOB: 1 BB: 0 P: 15	R: 1 E: 1 K: 1 S: 16	H: 3 LOB: 2 BB: 0 P: 26	R: 0 E: 0 K: 0 S: 4	H: 0 LOB: 0 BB: 1 P: 8	R: 1 E: 0 K: 2 S: 14	H: 3 LOB: 2 BB: 0 P: 26	R: 0 E: 0 K: 0 S: 6	H: 0 LOB: 0 BB: 0 P: 12	R: 0 E: 0 K: 1 S: 8	H: 0 LOB: 0 BB: 0 P: 8	1B: 6 2B: 2 3B: 0 HR: 0	SF: 0 SAC: 0 DP: 1 HBP: 0	WP: 0 PB: 0 SB: 0 CS: 0	PA: 37
<b>PITCHER</b>	IP WLS BF H R ER SO BB IBB HBP BLK WP HR S P ERA WHIP	IP WLS BF H R ER SO BB IBB HBP BLK WP HR S P ERA WHIP	IP WLS BF H R ER SO BB IBB HBP BLK WP HR S P ERA WHIP	IP WLS BF H R ER SO BB IBB HBP BLK WP HR S P ERA WHIP	IP WLS BF H R ER SO BB IBB HBP BLK WP HR S P ERA WHIP	IP WLS BF H R ER SO BB IBB HBP BLK WP HR S P ERA WHIP	IP WLS BF H R ER SO BB IBB HBP BLK WP HR S P ERA WHIP	IP WLS BF H R ER SO BB IBB HBP BLK WP HR S P ERA WHIP	IP WLS BF H R ER SO BB IBB HBP BLK WP HR S P ERA WHIP	IP WLS BF H R ER SO BB IBB HBP BLK WP HR S P ERA WHIP	IP WLS BF H R ER SO BB IBB HBP BLK WP HR S P ERA WHIP	IP WLS BF H R ER SO BB IBB HBP BLK WP HR S P ERA WHIP	IP WLS BF H R ER SO BB IBB HBP BLK WP HR S P ERA WHIP	IP WLS BF H R ER SO BB IBB HBP BLK WP HR S P ERA WHIP	IP WLS BF H R ER SO BB IBB HBP BLK WP HR S P ERA WHIP	IP WLS BF H R ER SO BB IBB HBP BLK WP HR S P ERA WHIP				

AB	35
R	2
H	8
RBI	2
BB	2
SO	9
LOB	16



Batter	1	2	3	4	5	6	7	8	9	AB	R	H	RBI	BB	SO	LOB	BOTTOM			
Eric Owens, R OBP: 0.368, SLG: 0.409 (8, 7)	BB 2B									4	2	3	0	0	0	0	<b>Philadelphia Phillies @ San Diego Padres</b> Qualcomm Stadium, San Diego, CA Wed Aug 02 2000, 10:05 PM EDT Att: 14,447 - Cloudy - 79 F			
Ruben Rivera, R OBP: 0.312, SLG: 0.451 (1, 8)	K	L4			F2					4	0	1	2	0	1	2				
Bret Boone, R OBP: 0.336, SLG: 0.447 (1, 4)	F8				G6-3					4	0	1	0	0	0	2				
Phil Nevin, R OBP: 0.348, SLG: 0.505 Trevor Hoffman, R (9, 1)	BB 2B 1B				F8					3	1	0	0	1	1	1				
Joe Vitiello, R OBP: 0.286, SLG: 0.524 Donne Wall, R (8, 1)					G5-4-3					3	1	1	1	0	0	1				
Dave Magadan, L OBP: 0.361, SLG: 0.321 (9, 5)	BB 1B 2B									0	0	0	0	0	0	0				
Wiki Gonzalez, R OBP: 0.277, SLG: 0.316 (1, 2)										4	0	2	2	0	0	0				
Damian Jackson, R OBP: 0.327, SLG: 0.337 Mike Darr, L OBP: 0.348, SLG: 0.368 (7, PH)										2	0	0	0	0	2	2				
16 Kevin Nicholson, S OBP: 0.263, SLG: 0.333 (1, 6)		G5-3			FC5-4					1	1	1	0	0	0	0				
Matt Clement, R OBP: 0.167, SLG: 0.154 Kevin Walker, L OBP: 0.250, SLG: 0.250 Ryan Klesko, L OBP: 0.403, SLG: 0.598 Heathcliff Slocumb, R (7, 1)										0	0	0	0	0	0	0				
										1	0	0	0	0	1	1				
										0	0	0	0	0	0	0				
<b>Inning Stats</b>	R: 3 E: 0 K: 2 S: 16	H: 3 LOB: 1 BB: 1 P: 30	R: 0 E: 0 K: 1 S: 11	H: 1 LOB: 0 BB: 0 P: 17	R: 0 E: 0 K: 0 S: 7	H: 1 LOB: 0 BB: 0 P: 12	R: 0 E: 0 K: 2 S: 10	H: 1 LOB: 1 BB: 0 P: 15	R: 0 E: 0 K: 0 S: 5	H: 0 LOB: 0 BB: 0 P: 6	R: 0 E: 0 K: 0 S: 8	H: 0 LOB: 0 BB: 0 P: 15	R: 2 E: 0 K: 1 S: 23	H: 3 LOB: 1 BB: 0 P: 35	R: 0 E: 0 K: 1 S: 7	H: 0 LOB: 0 BB: 0 P: 14	1B: 7 2B: 2 3B: 0 HR: 0	SF: 0 SAC: 0 DP: 1 HBP: 0	WP: 0 PB: 0 SB: 1 CS: 0	PA: 33
<b>PITCHER</b>	IP WLS BF H R ER SO BB IBB HBP BLK WP HR S P ERA WHIP	IP WLS BF H R ER SO BB IBB HBP BLK WP HR S P ERA WHIP	IP WLS BF H R ER SO BB IBB HBP BLK WP HR S P ERA WHIP	IP WLS BF H R ER SO BB IBB HBP BLK WP HR S P ERA WHIP	IP WLS BF H R ER SO BB IBB HBP BLK WP HR S P ERA WHIP	IP WLS BF H R ER SO BB IBB HBP BLK WP HR S P ERA WHIP	IP WLS BF H R ER SO BB IBB HBP BLK WP HR S P ERA WHIP	IP WLS BF H R ER SO BB IBB HBP BLK WP HR S P ERA WHIP	IP WLS BF H R ER SO BB IBB HBP BLK WP HR S P ERA WHIP	IP WLS BF H R ER SO BB IBB HBP BLK WP HR S P ERA WHIP	IP WLS BF H R ER SO BB IBB HBP BLK WP HR S P ERA WHIP	IP WLS BF H R ER SO BB IBB HBP BLK WP HR S P ERA WHIP	IP WLS BF H R ER SO BB IBB HBP BLK WP HR S P ERA WHIP	IP WLS BF H R ER SO BB IBB HBP BLK WP HR S P ERA WHIP	IP WLS BF H R ER SO BB IBB HBP BLK WP HR S P ERA WHIP	IP WLS BF H R ER SO BB IBB HBP BLK WP HR S P ERA WHIP				









Batter	1	2	3	4	5	6	7	8	9	AB	R	H	RBI	BB	SO	LOB	TOP														
<b>Eric Young Sr. R</b> OBP: 0.377, SLG: 0.419	F8		1B	G5-3		1B		F9		5	2	2	0	0	0	1	<b>Chicago Cubs @ San Diego Padres</b> Qualcomm Stadium, San Diego, CA Fri Aug 04 2000, 10:05 PM EDT Att: 30,619 - Sunny - 79 F														
<b>Ricky Gutierrez R</b> OBP: 0.369, SLG: 0.401	G6-3		1B	E3		K		G5-4-3		4	1	2	0	1	1	2															
<b>Sammy Sosa R</b> OBP: 0.412, SLG: 0.627	L6		1B	G4-3		S		G5-4-3		5	0	3	3	0	0	1															
<b>Mark Grace L</b> OBP: 0.394, SLG: 0.448		F8	G4-3	G4-3				F8		4	0	0	1	1	0	3															
<b>Willie Greene L</b> OBP: 0.321, SLG: 0.392		G3-1	F7			K		K		5	0	0	0	0	3	3															
<b>Damon Buford R</b> OBP: 0.337, SLG: 0.433		K2-3		1B		F7		F7		5	1	1	0	0	2	0															
<b>Gary Matthews S</b> OBP: 0.259, SLG: 0.259			HR	1B		F7		K		3	2	1	0	1	1	0															
<b>Joe Girardi R</b> OBP: 0.370, SLG: 0.425			HR	1B		1B		1B		4	3	4	4	0	0	0															
<b>Jon Lieber L</b> OBP: 0.196, SLG: 0.214			HR	1B		F8		F7		1	0	0	0	0	0	0															
<b>Brand Brown L</b> OBP: 0.242, SLG: 0.336			HR	1B		SH1-4		1B		1	0	0	0	0	0	1															
<b>Kyle Farnsworth R</b> OBP: 0.296, SLG: 0.274			F8	SH1-4				F8		0	0	0	0	0	0	0															
<b>Jeff Huson L</b> OBP: 0.296, SLG: 0.274										0	0	0	0	0	0	0															
<b>Steve Rain R</b> OBP: 0.296, SLG: 0.274										0	0	0	0	0	0	0															
<b>Felix Heredia L</b> OBP: 0.296, SLG: 0.274										0	0	0	0	0	0	0															
<b>Todd Van Poppel R</b> OBP: 0.296, SLG: 0.274										0	0	0	0	0	0	0															
<b>Inning Stats</b>	R: 0 E: 0 K: 0 S: 7	H: 0 LOB: 0 BB: 0 P: 10	R: 0 E: 0 K: 1 S: 8	H: 0 LOB: 0 BB: 0 P: 15	R: 4 E: 0 K: 0 S: 14	H: 4 LOB: 1 BB: 1 P: 24	R: 3 E: 1 K: 0 S: 14	H: 5 LOB: 2 BB: 0 P: 26	R: 0 E: 0 K: 1 S: 12	H: 0 LOB: 0 BB: 0 P: 18	R: 2 E: 0 K: 2 S: 21	H: 3 LOB: 2 BB: 1 P: 32	R: 0 E: 0 K: 2 S: 15	H: 1 LOB: 1 BB: 0 P: 20	R: 0 E: 0 K: 0 S: 6	H: 0 LOB: 0 BB: 1 P: 12	R: 0 E: 0 K: 1 S: 8	H: 0 LOB: 0 BB: 0 P: 12	1B: 11 2B: 1 3B: 0 HR: 1	SF: 0 SAC: 1 DP: 1 HBP: 0	WP: 0 PB: 0 SB: 2 CS: 0	PA: 42									
<b>PITCHER</b>	IP WLS BF H R ER SO BB IBB HBP BLK WP HR S P ERA WHIP																														
<b>Jay Witasick R</b> ERA: 6.3	5.0	25	9	7	2	1	0	0	0	0	1	55	93	12.60	2.000																
<b>Todd Erdos R</b> ERA: 5.34	1.0	7	3	2	2	1	0	0	0	0	0	21	32	18.00	4.000																
<b>Carlos Almanzar R</b> ERA: 4.88	1.0	4	1	0	0	2	0	0	0	0	0	15	20	0.00	1.000																
<b>Heathcliff Slocumb R</b> ERA: 5.26	1.0	3	0	0	0	1	0	0	0	0	0	6	12	0.00	1.000																
<b>Trevor Hoffman R</b> ERA: 4.07	1.0	3	0	0	0	1	0	0	0	0	0	8	12	0.00	0.000																

AB	38
R	9
H	13
RBI	8
BB	3
SO	7
LOB	12



Batter	1	2	3	4	5	6	7	8	9	AB	R	H	RBI	BB	SO	LOB	BOTTOM														
<b>Eric Owens R</b> OBP: 0.371, SLG: 0.419	3B		G6-3	P3		L1				5	1	2	2	0	0	0	<b>Chicago Cubs @ San Diego Padres</b> Qualcomm Stadium, San Diego, CA Fri Aug 04 2000, 10:05 PM EDT Att: 30,619 - Sunny - 79 F														
<b>Mike Darr L</b> OBP: 0.344, SLG: 0.500	G5-3		HR	F7		K		G3-1		5	2	2	1	0	1	2															
<b>Ryan Klesko L</b> OBP: 0.402, SLG: 0.596	K		HR	G6-3		G4-3		S		4	1	1	2	1	1	1															
<b>Phil Nevin R</b> OBP: 0.347, SLG: 0.502	G5-3		HR			K		F8		5	1	1	1	0	1	1															
<b>Bret Boone R</b> OBP: 0.336, SLG: 0.442	P3		HR	G6-3		G6-3		F8		4	2	1	0	1	0	1															
<b>Ruben Rivera R</b> OBP: 0.313, SLG: 0.457		F8	HR	S		P6		K		5	2	2	3	0	1	2															
<b>Ben Davis S</b> OBP: 0.200, SLG: 0.262	K		G4-3			1B		1B		3	1	2	0	1	1	0															
<b>Damian Jackson R</b> OBP: 0.332, SLG: 0.340			G4-3			1B		1B		3	1	2	1	1	0	1															
<b>Jay Witasick R</b> ERA: 3.8	5.0	27	10	8	4	2	0	0	0	2	56	90	14.40	2.400																	
<b>Kyle Farnsworth R</b> ERA: 8.21	1.0	3	0	0	0	1	0	0	0	0	8	11	0.00	0.000																	
<b>Steve Rain R</b> ERA: 3.25	0.2	5	2	3	3	0	1	0	0	0	15	28	40.50	4.500																	
<b>Felix Heredia L</b> ERA: 4.91	0.1	3	1	0	0	0	1	0	0	0	10	18	0.00	6.000																	
<b>Todd Van Poppel R</b> ERA: 2.7	1.0	4	0	0	0	1	1	0	0	0	5	12	0.00	1.000																	
<b>Inning Stats</b>	R: 2 E: 0 K: 1 S: 10	H: 2 LOB: 0 BB: 0 P: 16	R: 0 E: 0 K: 2 S: 10	H: 1 LOB: 1 BB: 0 P: 14	R: 5 E: 0 K: 0 S: 16	H: 5 LOB: 1 BB: 1 P: 29	R: 0 E: 0 K: 0 S: 6	H: 0 LOB: 0 BB: 0 P: 9	R: 1 E: 0 K: 1 S: 14	H: 2 LOB: 2 BB: 1 P: 22	R: 0 E: 0 K: 1 S: 8	H: 0 LOB: 0 BB: 0 P: 11	R: 3 E: 0 K: 0 S: 25	H: 3 LOB: 2 BB: 2 P: 46	R: 0 E: 0 K: 1 S: 5	H: 0 LOB: 1 BB: 1 P: 12	1B: 7 2B: 3 3B: 1 HR: 2	SF: 0 SAC: 0 DP: 0 HBP: 0	WP: 0 PB: 0 SB: 2 CS: 0	PA: 42											
<b>PITCHER</b>	IP WLS BF H R ER SO BB IBB HBP BLK WP HR S P ERA WHIP																														
<b>Jon Lieber R</b> ERA: 3.8	5.0	27	10	8	4	2	0	0	0	2	56	90	14.40	2.400																	
<b>Kyle Farnsworth R</b> ERA: 8.21	1.0	3	0	0	0	1	0	0	0	0	8	11	0.00	0.000																	
<b>Steve Rain R</b> ERA: 3.25	0.2	5	2	3	3	0	1	0	0	0	15	28	40.50	4.500																	
<b>Felix Heredia L</b> ERA: 4.91	0.1	3	1	0	0	0	1	0	0	0	10	18	0.00	6.000																	
<b>Todd Van Poppel R</b> ERA: 2.7	1.0	4	0	0	0	1	1	0	0	0	5	12	0.00	1.000																	

AB	37
R	11
H	13
RBI	11
BB	5
SO	6
LOB	12





Batter	1	2	3	4	5	6	7	8	9	AB	R	H	RBI	BB	SO	LOB	TOP			
Jeff Huson, L OBP: 0.320, SLG: 0.313 (1, 4)										5	1	4	0	0	0	0	<b>Chicago Cubs @ San Diego Padres</b> Qualcomm Stadium, San Diego, CA Sat Aug 05 2000, 4:05 PM EDT Att: 46,153 - Sunny - 80 F			
Ricky Gutierrez, R OBP: 0.397, SLG: 0.398 (1, 6)										5	1	1	1	0	1	4				
Sammy Sosa, R OBP: 0.412, SLG: 0.634 (1, 9)										5	1	2	3	0	1	3				
Mark Grace, L OBP: 0.393, SLG: 0.444 (1, 3)										3	0	0	0	1	0	1				
Damon Buford, R OBP: 0.336, SLG: 0.434 (1, 8)										4	0	1	0	0	0	2				
Gary Matthews, S OBP: 0.228, SLG: 0.246 (1, 7)										3	1	0	0	1	0	1				
Joe Girardi, R OBP: 0.369, SLG: 0.420 Eric Young Sr., R OBP: 0.377, SLG: 0.419 (9, PR) (9, 4)										3	0	0	0	0	0	0				
Chad Meyers, R OBP: 0.269, SLG: 0.320 Willie Greene, L OBP: 0.320, SLG: 0.390 Rick Aguilera, R (9, 1)										3	0	0	0	0	1	0				
Kevin Tapani, R OBP: 0.200, SLG: 0.271 Tim Worrell, R (8, 1)										3	1	1	0	0	0	0				
Jeff Reed, L OBP: 0.353, SLG: 0.355 (9, PH) (9, 2)										1	0	1	2	0	0	0				
<b>Inning Stats</b>	R: 0 E: 0 K: 0 S: 5	H: 1 LOB: 1 BB: 0 P: 11	R: 0 E: 0 K: 0 S: 7	H: 0 LOB: 0 BB: 0 P: 8	R: 4 E: 0 K: 1 S: 21	H: 5 LOB: 1 BB: 0 P: 26	R: 0 E: 0 K: 0 S: 6	H: 0 LOB: 0 BB: 0 P: 9	R: 0 E: 0 K: 0 S: 13	H: 2 LOB: 2 BB: 1 P: 25	R: 0 E: 0 K: 0 S: 8	H: 0 LOB: 0 BB: 0 P: 13	R: 0 E: 0 K: 0 S: 7	H: 0 LOB: 0 BB: 0 P: 11	R: 2 E: 0 K: 2 S: 15	H: 2 LOB: 2 BB: 1 P: 28		1B: 6 2B: 3 3B: 0 HR: 1	SF: 0 SAC: 0 DP: 1 HBP: 1	WP: 0 PA: 39 PB: 0 SB: 0 CS: 0
<b>PITCHER</b>	IP WLS BF H R ER SO BB IBB HBP BLK WP HR S P ERA WHIP	8.0 L 34 8 6 6 1 1 1 1 0 0 1 75 118 6.75 1.125	1.0 5 2 0 0 0 2 0 0 0 0 0 0 13 21 0.00 2.000	<b>PITCHER</b>																

AB	36
R	6
H	10
RBI	6
BB	2
SO	3
LOB	13



Batter	1	2	3	4	5	6	7	8	9	AB	R	H	RBI	BB	SO	LOB	BOTTOM					
Eric Owens, R OBP: 0.370, SLG: 0.416 (1, 7)										3	0	0	0	1	0	3	<b>Chicago Cubs @ San Diego Padres</b> Qualcomm Stadium, San Diego, CA Sat Aug 05 2000, 4:05 PM EDT Att: 46,153 - Sunny - 80 F					
Mike Darr, L OBP: 0.306, SLG: 0.438 (1, 9)										4	0	0	0	0	2	3						
Ryan Klesko, L OBP: 0.400, SLG: 0.601 (1, 3)										4	1	1	1	0	2	1						
Phil Nevin, R OBP: 0.351, SLG: 0.515 (1, 5)										4	1	3	1	0	0	1						
Bret Boone, R OBP: 0.333, SLG: 0.437 (1, 4)										4	0	0	0	0	2	2						
Ruben Rivera, R OBP: 0.312, SLG: 0.454 (1, 8)										4	1	1	0	0	0	1						
Wiki Gonzalez, R OBP: 0.277, SLG: 0.315 (1, 2)										4	0	1	0	0	0	0						
Desi Relaford, S OBP: 0.365, SLG: 0.331 (1, 6)										4	0	2	1	0	0	0						
Woody Williams, R OBP: 0.343, SLG: 0.533 Donne Wall, R (9, 1)										3	0	0	0	0	1	3						
<b>Inning Stats</b>	R: 0 E: 0 K: 2 S: 10	H: 0 LOB: 1 BB: 1 P: 16	R: 0 E: 0 K: 1 S: 8	H: 0 LOB: 0 BB: 0 P: 10	R: 0 E: 0 K: 1 S: 7	H: 1 LOB: 0 BB: 0 P: 8	R: 0 E: 0 K: 0 S: 10	H: 1 LOB: 1 BB: 0 P: 16	R: 1 E: 0 K: 0 S: 16	H: 3 LOB: 2 BB: 0 P: 20	R: 0 E: 0 K: 2 S: 17	H: 1 LOB: 0 BB: 0 P: 23	R: 0 E: 0 K: 0 S: 4	H: 0 LOB: 0 BB: 0 P: 8	R: 2 E: 0 K: 1 S: 10	H: 2 LOB: 0 BB: 0 P: 18		R: 0 E: 0 K: 0 S: 8	H: 0 LOB: 0 BB: 0 P: 15	1B: 5 2B: 1 3B: 0 HR: 2	SF: 0 SAC: 0 DP: 1 HBP: 0	WP: 0 PA: 35 PB: 0 SB: 0 CS: 0
<b>PITCHER</b>	IP WLS BF H R ER SO BB IBB HBP BLK WP HR S P ERA WHIP	7.0 W 27 6 1 1 6 1 0 0 0 0 2 10 18 18.00 2.000	1.0 H 5 2 2 2 1 0 0 0 0 0 0 8 15 0.00 0.000	<b>PITCHER</b>																		

AB	34
R	3
H	8
RBI	3
BB	1
SO	7
LOB	14





Batter	1	2	3	4	5	6	7	8	9	AB	R	H	RBI	BB	SO	LOB	TOP										
<b>Eric Young Sr., R</b> OBP: 0.376, SLG: 0.417	G6-3		1B		G4-3		FC6-4	G4-3		5	0	1	0	0	0	2	<b>Chicago Cubs @ San Diego Padres</b> Qualcomm Stadium, San Diego, CA Sun Aug 06 2000, 5:05 PM EDT Att: 33,271 - Sunny - 77 F										
<b>Ricky Gutierrez, R</b> OBP: 0.363, SLG: 0.393 <b>Todd Van Poppel, R</b> (7.1)	G6-3		F8		L7		L3			4	0	0	0	0	0	2											
<b>Rondell White, R</b> OBP: 0.368, SLG: 0.502			F7		F9					1	0	0	0	0	1	0											
<b>Sammy Sosa, R</b> OBP: 0.410, SLG: 0.628	K									4	1	0	0	1	1	1											
<b>Mark Grace, L</b> OBP: 0.400, SLG: 0.467			1B							5	3	5	2	0	0	0											
<b>Damon Buford, R</b> OBP: 0.337, SLG: 0.433			G1-3		F9		G5-3			5	1	2	0	0	1	3											
<b>Jeff Reed, L</b> OBP: 0.351, SLG: 0.352			F7				P5			4	1	1	1	0	1	2											
<b>Gary Matthews, S</b> OBP: 0.262, SLG: 0.250 <b>Kyle Farnsworth, R</b> (6.1)			G1-3				F7			3	0	1	1	0	0	1											
<b>Jose Nieves, R</b> OBP: 0.245, SLG: 0.366										0	0	0	0	0	0	0											
<b>Jeff Huson, L</b> OBP: 0.333, SLG: 0.319					F8					2	0	1	0	1	0	1											
<b>76 Daniel Garibay, L</b> OBP: 0.167, SLG: 0.167 <b>Brant Brown, L</b> OBP: 0.239, SLG: 0.333			FC6-4				F8			2	0	0	0	0	1	3											
<b>Inning Stats</b>	R: 0 E: 0 K: 1 S: 9	H: 0 LOB: 0 BB: 0 P: 14	R: 1 E: 0 K: 0 S: 8	H: 2 LOB: 2 BB: 1 P: 18	R: 0 E: 0 K: 0 S: 6	H: 2 LOB: 2 BB: 0 P: 14	R: 0 E: 0 K: 2 S: 12	H: 1 LOB: 1 BB: 0 P: 15	R: 0 E: 0 K: 0 S: 5	H: 0 LOB: 0 BB: 0 P: 6	R: 1 E: 0 K: 0 S: 11	H: 1 LOB: 1 BB: 0 P: 20	R: 0 E: 0 K: 0 S: 13	H: 1 LOB: 1 BB: 0 P: 20	R: 4 E: 0 K: 0 S: 14	H: 4 LOB: 1 BB: 1 P: 26	R: 0 E: 0 K: 2 S: 11	H: 1 LOB: 1 BB: 0 P: 15	1B: 9 2B: 2 3B: 0 HR: 1	SF: 1 SAC: 1 DP: 0 HBP: 0	WP: 0 PA: 41 PB: 0 SB: 1 CS: 0						
<b>PITCHER</b>	IP	WLS	BF	H	R	ER	SO	BB	IBB	HBP	BLK	WP	HR	S	P	ERA	WHIP										
<b>Adam Eaton, R</b> ERA: 3.99	7.0	W	29	7	2	2	3	1	0	0	0	0	1	64	107	2.57	1.143										
<b>Todd Erdos, R</b> ERA: 6.19	0.0		3	2	3	3	0	1	0	0	0	0	0	3	10	∞	∞										
<b>Heathcliff Slocumb, R</b> ERA: 5.33	1.0	S	5	2	1	1	0	0	0	0	0	0	0	11	16	9.00	2.000										
<b>Trevor Hoffman, R</b> ERA: 3.99	1.0	S	4	1	0	0	2	0	0	0	0	0	0	11	15	0.00	1.000										

AB	37
R	6
H	12
RBI	6
BB	2
SO	5
LOB	16



Batter	1	2	3	4	5	6	7	8	9	AB	R	H	RBI	BB	SO	LOB	BOTTOM										
<b>Eric Owens, R</b> OBP: 0.368, SLG: 0.413	K		G5-3					G4-3		5	1	1	0	0	1	2	<b>Chicago Cubs @ San Diego Padres</b> Qualcomm Stadium, San Diego, CA Sun Aug 06 2000, 5:05 PM EDT Att: 33,271 - Sunny - 77 F										
<b>Ruben Rivera, R</b> OBP: 0.310, SLG: 0.447	K		K					K		4	0	0	0	1	3	2											
<b>Ryan Klesko, L</b> OBP: 0.398, SLG: 0.596 <b>Joe Vitiello, R</b> OBP: 0.318, SLG: 0.524	L9		K							4	2	1	2	0	1	2											
<b>Phil Nevin, R</b> OBP: 0.352, SLG: 0.516										3	1	2	2	0	1	0											
<b>Bret Boone, R</b> OBP: 0.335, SLG: 0.440										4	1	2	0	0	0	1											
<b>Wiki Gonzalez, R</b> OBP: 0.286, SLG: 0.324										4	1	3	2	0	0	0											
<b>Mike Darr, L</b> OBP: 0.355, SLG: 0.500 <b>Todd Erdos, R</b> (8.1)										4	0	2	2	0	0	2											
<b>Heathcliff Slocumb, R</b> (8.1) <b>Trevor Hoffman, R</b> (9.1)										0	0	0	0	0	0	0											
<b>Damian Jackson, R</b> OBP: 0.334, SLG: 0.338										2	1	0	0	1	0	2											
<b>Adam Eaton, R</b> OBP: 0.462, SLG: 0.381 <b>29 Kory DeHaan, L</b> OBP: 0.250, SLG: 0.316										2	1	0	0	1	0	3											
<b>Inning Stats</b>	R: 0 E: 0 K: 2 S: 12	H: 0 LOB: 0 BB: 0 P: 18	R: 2 E: 0 K: 0 S: 14	H: 4 LOB: 1 BB: 0 P: 23	R: 0 E: 0 K: 2 S: 10	H: 0 LOB: 0 BB: 0 P: 13	R: 1 E: 0 K: 1 S: 12	H: 2 LOB: 2 BB: 1 P: 22	R: 2 E: 0 K: 0 S: 11	H: 3 LOB: 2 BB: 1 P: 23	R: 3 E: 0 K: 0 S: 12	H: 2 LOB: 1 BB: 1 P: 27	R: 0 E: 0 K: 0 S: 8	H: 0 LOB: 0 BB: 0 P: 16	R: 0 E: 0 K: 2 S: 14	H: 0 LOB: 0 BB: 0 P: 20	1B: 8 2B: 4 3B: 0 HR: 0	SF: 1 SAC: 0 DP: 1 HBP: 1	WP: 0 PA: 38 PB: 0 SB: 4 CS: 0								
<b>PITCHER</b>	IP	WLS	BF	H	R	ER	SO	BB	IBB	HBP	BLK	WP	HR	S	P	ERA	WHIP										
<b>76 Daniel Garibay, L</b> ERA: 4.81	5.0	L	25	9	5	5	5	2	0	0	0	0	0	59	99	9.00	2.200										
<b>Kyle Farnsworth, R</b> ERA: 8.58	1.0		7	2	3	3	0	1	0	1	0	0	0	12	27	27.00	3.000										
<b>Todd Van Poppel, R</b> ERA: 2.59	2.0		6	0	0	0	2	0	0	0	0	0	0	22	36	0.00	0.000										

AB	33
R	8
H	11
RBI	8
BB	3
SO	7
LOB	14





Batter	1	2	3	4	5	6	7	8	9	AB	R	H	RBI	BB	SO	LOB	TOP								
<b>Eric Owens, R</b> OBP: 0.369, SLG: 0.412 (1, 7)	1-3 K	2-1 S 1B			1-0 P4		1-1 G5-3	4-2 BB		4	0	1	1	1	1	0	<b>San Diego Padres @ Philadelphia Phillies</b> Veterans Stadium, Philadelphia, PA Mon Aug 07 2000, 7:35 PM EDT Att: 13,353 - Cloudy - 87 F								
<b>Mike Darr, L</b> OBP: 0.289, SLG: 0.439 (1, 9)	2-1 G6-3	3-3 K			1-1 F7		0-0 G4-3	2-3 K		5	0	0	0	0	2	5									
<b>Ryan Klesko, L</b> OBP: 0.401, SLG: 0.595 (1, 3)	4-2 BB		2-2 F9		2-1 G6-3		2-1 S HR 1B		3-1 FC4-6 1B	4	1	2	0	1	0	0									
<b>Phil Nevin, R</b> OBP: 0.353, SLG: 0.524 (1, 5)	1-3 K		3-2 2B		1-1 G6-3		3-2 HR		3-2 FC4-6 FC5-4 1-2	5	1	2	2	0	1	2									
<b>Ben Davis, S</b> OBP: 0.188, SLG: 0.246 (1, 2)		3-2 F7	2-3 K		0-3 K		2-1 F9		0-0 F9	4	0	0	0	0	2	1									
<b>Donne Wall, R</b> (9, 1)										0	0	0	0	0	0	0									
<b>Trevor Hoffman, R</b> (9, 1)										0	0	0	0	0	0	0									
<b>Ruben Rivera, R</b> OBP: 0.312, SLG: 0.457 (1, 8)		0-0 HR	2-3 K		2-1 BB 3B 1B		0-3 K		1-2 FC5-4 1-2	5	2	2	1	0	2	2									
<b>Desi Relaford, S</b> OBP: 0.367, SLG: 0.328 (1, 6)	1-3 K			0-2 G4-3		4-2 3B BB		4-2 BB S BB		2	1	0	0	2	1	0									
<b>Damian Jackson, R</b> OBP: 0.336, SLG: 0.345 (1, 4)	4-1 BB 1B BB		1-1 G3-1		1-2 3B BB		2-1 G5-3			3	1	1	2	1	0	1									
<b>Matt Clement, R</b> OBP: 0.178, SLG: 0.146 (1, 1)	4-2 1B BB		2-3 K		1-2 G6-3		4-2 BB BB			2	0	0	0	1	1	1									
<b>Carlos Almanzar, R</b> (7, 1)										0	0	0	0	0	0	0									
<b>Wiki Gonzalez, R</b> OBP: 0.290, SLG: 0.324 (7, 2)										0	0	0	0	1	0	0									
<b>Bret Boone, R</b> OBP: 0.334, SLG: 0.439 (9, PH)										1	0	0	0	0	0	1									
<b>Inning Stats</b>	R: 0 H: 0 E: 0 K: 2 S: 12	H: 0 LOB: 1 BB: 1 P: 20	R: 2 H: 2 E: 0 K: 2 S: 17	H: 2 LOB: 2 BB: 2 P: 34	R: 0 H: 1 E: 0 K: 1 S: 20	H: 1 LOB: 0 BB: 0 P: 29	R: 0 H: 0 E: 0 K: 1 S: 11	H: 0 LOB: 0 BB: 0 P: 14	R: 0 H: 0 E: 0 K: 0 S: 5	H: 0 LOB: 0 BB: 0 P: 9	R: 2 H: 2 E: 0 K: 1 S: 14	H: 2 LOB: 1 BB: 1 P: 25	R: 2 H: 2 E: 0 K: 0 S: 12	H: 2 LOB: 0 BB: 0 P: 20	R: 0 H: 0 E: 0 K: 2 S: 15	H: 0 LOB: 3 BB: 3 P: 31	R: 0 H: 1 E: 0 K: 0 S: 9	H: 1 LOB: 1 BB: 0 P: 16	1B: 4 2B: 1 3B: 1 HR: 2	SF: 0 SAC: 0 DP: 0 HBP: 0	WP: 0 PB: 0 SB: 3 CS: 0	PA: 42			
<b>PITCHER</b>	IP	WLS	BF	H	R	ER	SO	BB	IBB	HBP	BLK	WP	HR	S	P	ERA	WHIP								
<b>Robert Person, R</b> ERA: 3.61 (1, 1)	5.2	L	26	5	4	4	8	4	0	0	0	0	1	76	127	6.35	1.588								
<b>Mark Holzemer, L</b> ERA: 6.65 (6, 1)	1.1		6	2	2	2	0	0	0	0	0	0	1	15	24	13.50	1.500								
<b>Cliff Politte, R</b> ERA: 3.94 (8, 1)	1.0		6	0	0	0	2	3	0	0	0	0	0	15	31	0.00	3.000								
<b>Ed Vosberg, L</b> ERA: 2.25 (9, 1)	1.0		4	1	0	0	0	0	0	0	0	0	0	9	16	0.00	1.000								

Batter	1	2	3	4	5	6	7	8	9	AB	R	H	RBI	BB	SO	LOB	BOTTOM								
<b>Doug Glanville, R</b> OBP: 0.296, SLG: 0.348 (1, 8)	3-2 L8		1-1 G4-3		0-0 G6-3		1-2 F8		2-2 HR 1B	5	1	1	0	0	0	2	<b>San Diego Padres @ Philadelphia Phillies</b> Veterans Stadium, Philadelphia, PA Mon Aug 07 2000, 7:35 PM EDT Att: 13,353 - Cloudy - 87 F								
<b>Bobby Abreu, L</b> OBP: 0.398, SLG: 0.533 (1, 9)	4-1 1B BB		2-3 K		1-3 K		0-0 L3		1-0 HR	4	1	1	2	1	2	2									
<b>Scott Rolen, R</b> OBP: 0.358, SLG: 0.532 (1, 5)	1-0 L7		0-0 1B		3-2 HR		0-1 1-2 2-H 1B		2-2 F9	5	1	3	2	0	0	1									
<b>Mike Lieberthal, R</b> OBP: 0.371, SLG: 0.524 (1, 2)	1-1 1-3 1B		0-1 F9		2-1 G3 1B		2-3 K		2-2 G4-3	5	0	2	0	0	1	3									
<b>Travis Lee, L</b> OBP: 0.318, SLG: 0.388 (1, 7)		2-0 G3		1-0 G4-6-3 1B HBP		1-1 G3		1-3 K	1-3 K	4	0	0	0	0	2	1									
<b>Pat Burrell, R</b> OBP: 0.340, SLG: 0.483 (1, 3)		1-2 WP BB 1B		3-2 G4-6-3 1B		2-3 K		4-1 1B BB		3	0	2	0	1	1	1									
<b>Marlon Anderson, L</b> OBP: 0.500, SLG: 0.333 (1, 4)		4-2 WP BB		2-0 G4-6-3 1-2 2-3		3-2 G4-3		2-1 1B		3	0	1	0	1	0	3									
<b>Tomas Perez, S</b> OBP: 0.455, SLG: 0.700 (1, 6)		1-2 P4		0-0 G4-3		3-1 E 1B 1B		1-1 P4		4	1	1	0	0	0	5									
<b>Robert Person, R</b> ERA: 3.61 (1, 1)		2-3 K		1-2 F8		3-2 E4 1B		0-3 K		2	0	0	0	0	1	2									
<b>Mark Holzemer, L</b> (6, 1)										0	0	0	0	0	0	0									
<b>Rob Ducey, L</b> OBP: 0.185, SLG: 0.176 (6, 1)										1	0	0	0	0	0	1									
<b>Cliff Politte, R</b> ERA: 3.94 (8, 1)										0	0	0	0	0	0	0									
<b>Brian Hunter, R</b> OBP: 0.302, SLG: 0.500 (8, PH)										1	0	0	0	0	1	2									
<b>Ed Vosberg, L</b> (9, 1)										0	0	0	0	0	0	0									
<b>Inning Stats</b>	R: 0 H: 1 E: 0 K: 0 S: 11	H: 1 LOB: 2 BB: 1 P: 20	R: 0 H: 1 E: 0 K: 1 S: 14	H: 1 LOB: 1 BB: 1 P: 24	R: 0 H: 1 E: 0 K: 0 S: 8	H: 1 LOB: 1 BB: 0 P: 11	R: 0 H: 0 E: 0 K: 1 S: 5	H: 0 LOB: 0 BB: 0 P: 10	R: 1 H: 2 E: 0 K: 0 S: 13	H: 2 LOB: 1 BB: 0 P: 24	R: 1 H: 2 E: 1 K: 1 S: 14	H: 2 LOB: 2 BB: 0 P: 23	R: 0 H: 1 E: 0 K: 2 S: 12	H: 1 LOB: 2 BB: 1 P: 20	R: 2 H: 2 E: 0 K: 1 S: 18	H: 2 LOB: 0 BB: 0 P: 26	1B: 9 2B: 0 3B: 0 HR: 2	SF: 0 SAC: 0 DP: 1 HBP: 1	WP: 1 PB: 0 SB: 0 CS: 0	PA: 41					
<b>PITCHER</b>	IP	WLS	BF	H	R	ER	SO	BB	IBB	HBP	BLK	WP	HR	S	P	ERA	WHIP								
<b>Matt Clement, R</b> ERA: 5.31 (1, 1)	6.0	W	27	7	2	1	4	2	0	1	0	0	0	64	111	1.50	1.500								
<b>Carlos Almanzar, R</b> ERA: 4.7 (7, 1)	2.0		9	2	0	0	3	1	0	0	0	0	0	21	32	0.00	1.500								
<b>Donne Wall, R</b> ERA: 3.3 (9, 1)	0.0		2	2	2	2	0	0	0	0	0	0	1	8	11	∞	∞								
<b>Trevor Hoffman, R</b> ERA: 3.91 (9, 1)	1.0	S	3	0	0	0	1	0	0	0	0	0	0	10	15	0.00	0.000								





Batter	1	2	3	4	5	6	7	8	9	AB	R	H	RBI	BB	SO	LOB	TOP						
<b>Eric Owens, R</b> OBP: 0.367, SLG: 0.409 (1, 9)										5	0	1	0	0	2	3	<b>San Diego Padres @ Philadelphia Phillies</b> Veterans Stadium, Philadelphia, PA Tue Aug 08 2000, 7:35 PM EDT Att: 14,181 - Cloudy - 85 F						
<b>Ruben Rivera, R</b> OBP: 0.310, SLG: 0.452 (1, 8)										5	1	1	0	0	2	1							
<b>Bret Boone, R</b> OBP: 0.330, SLG: 0.434 (1, 4)										5	0	0	0	0	1	1							
<b>Phil Nevin, R</b> OBP: 0.356, SLG: 0.531 <b>Mike Darm</b> OBP: 0.283, SLG: 0.429 (9, PH)										4	2	3	0	0	0	0							
<b>Joe Vitiello, R</b> OBP: 0.320, SLG: 0.542 <b>Ryan Klesko, L</b> OBP: 0.403, SLG: 0.595 (8, PH)										3	1	1	1	0	0	1							
<b>Ben Davis, S</b> OBP: 0.219, SLG: 0.269 (1, 2)										2	0	1	2	2	0	2							
<b>Desi Relaford, S</b> <b>Wiki Gonzalez, R</b> OBP: 0.294, SLG: 0.324 <b>29 Kory DeHaan, L</b> OBP: 0.250, SLG: 0.316 (8, FR)										3	0	0	0	0	0	4							
<b>Damian Jackson, R</b> OBP: 0.338, SLG: 0.344 (8, 6)										3	0	1	1	1	1	0							
<b>Brian Tollberg, R</b> OBP: 0.059, SLG: 0.059 <b>John Mabry, L</b> OBP: 0.314, SLG: 0.339 <b>Todd Erdos, R</b> (6, PH)										2	0	0	0	0	0	2							
<b>Dave Magadan, L</b> OBP: 0.354, SLG: 0.313 <b>Kevin Walker, L</b> OBP: 0.250, SLG: 0.250 (8, PH)										1	0	0	0	0	0	2							
<b>Inning Stats</b>	R: 0 E: 0 K: 0 S: 8	H: 0 LOB: 0 BB: 0 P: 13	R: 0 E: 0 K: 0 S: 13	H: 0 LOB: 1 BB: 1 P: 19	R: 0 E: 0 K: 3 S: 15	H: 1 LOB: 1 BB: 0 P: 20	R: 0 E: 0 K: 0 S: 13	H: 1 LOB: 2 BB: 1 P: 21	R: 0 E: 0 K: 2 S: 7	H: 0 LOB: 0 BB: 0 P: 10	R: 3 E: 0 K: 0 S: 20	H: 4 LOB: 2 BB: 1 P: 32	R: 0 E: 0 K: 0 S: 8	H: 0 LOB: 0 BB: 0 P: 14	R: 1 E: 0 K: 2 S: 17	H: 2 LOB: 2 BB: 3 P: 35		R: 0 E: 0 K: 3 S: 12	H: 0 LOB: 0 BB: 0 P: 16	1B: 4 2B: 4 3B: 0 HR: 0	SF: 0 SAC: 0 DP: 0 HBP: 0	WP: 0 PB: 0 SB: 0 CS: 0	PA: 40
<b>PITCHER</b>	IP WLS BF H R ER SO BB IBB HBP BLK WP HR S P ERA WHIP																						
<b>Omar Daal, L</b> ERA: 6.77	6.0 W 27 6 3 3 5 3 0 0 0 0 0 0 0 76 115 4.50 1.500																						
<b>Wayne Gomes, R</b> ERA: 3.42	1.0 H 4 1 1 1 0 0 0 0 0 0 0 0 0 11 17 9.00 1.000																						
<b>Ed Vosberg, L</b> ERA: 2.13	0.2 H 5 1 0 0 0 1 2 0 0 0 0 0 0 0 11 26 0.00 4.500																						
<b>Chris Brock, R</b> ERA: 4.17	0.1 H 1 0 0 0 1 0 0 0 0 0 0 0 0 3 6 0.00 0.000																						
<b>Jeff Brantley, R</b> ERA: 6.23	1.0 3 0 0 0 3 0 0 0 0 0 0 0 0 12 16 0.00 0.000																						

Batter	1	2	3	4	5	6	7	8	9	AB	R	H	RBI	BB	SO	LOB	BOTTOM			
<b>Doug Glanville, R</b> OBP: 0.297, SLG: 0.350 (1, 8)										4	1	2	0	0	1	0	<b>San Diego Padres @ Philadelphia Phillies</b> Veterans Stadium, Philadelphia, PA Tue Aug 08 2000, 7:35 PM EDT Att: 14,181 - Cloudy - 85 F			
<b>Bobby Abreu, L</b> OBP: 0.400, SLG: 0.544 (1, 9)										5	2	3	2	0	0	3				
<b>Scott Rolen, R</b> OBP: 0.362, SLG: 0.532 (1, 5)										4	2	2	0	1	0	1				
<b>Mike Lieberthal, R</b> OBP: 0.375, SLG: 0.525 (1, 2)										5	1	3	1	0	0	1				
<b>Travis Lee, L</b> OBP: 0.320, SLG: 0.384 (1, 7)										3	1	0	0	2	0	4				
<b>Pat Burrell, R</b> OBP: 0.352, SLG: 0.515 <b>Jeff Brantley, R</b> (9, 1)										3	2	3	5	2	0	0				
<b>Marlon Anderson, L</b> OBP: 0.222, SLG: 0.125 (1, 4)										5	0	0	1	0	0	5				
<b>Tomas Perez, S</b> OBP: 0.462, SLG: 0.652 (8, 1)										3	0	1	0	1	0	2				
<b>Chris Brock, R</b> OBP: 0.222, SLG: 0.667 <b>Brian Hunter, R</b> OBP: 0.303, SLG: 0.500 (9, 3)										0	0	0	0	0	0	0				
<b>Omar Daal, L</b> OBP: 0.273, SLG: 0.355 <b>Kevin Seick, R</b> OBP: 0.325, SLG: 0.333 <b>Wayne Gomes, R</b> <b>Ed Vosberg, L</b> (8, 1)										2	0	0	0	0	1	4				
<b>Alex Arias, R</b> OBP: 0.264, SLG: 0.313 (8, 6)										1	0	0	0	0	1	0				
<b>Inning Stats</b>	R: 1 E: 0 K: 0 S: 11	H: 2 LOB: 1 BB: 0 P: 14	R: 1 E: 0 K: 1 S: 11	H: 3 LOB: 0 BB: 0 P: 15	R: 1 E: 0 K: 0 S: 16	H: 2 LOB: 3 BB: 2 P: 30	R: 1 E: 0 K: 0 S: 13	H: 3 LOB: 1 BB: 0 P: 19	R: 0 E: 0 K: 2 S: 9	H: 1 LOB: 0 BB: 0 P: 14	R: 0 E: 0 K: 0 S: 7	H: 0 LOB: 2 BB: 2 P: 17	R: 5 E: 0 K: 0 S: 19	H: 2 LOB: 0 BB: 3 P: 35	R: 0 E: 0 K: 0 S: 12	H: 0 LOB: 0 BB: 0 P: 16		1B: 10 2B: 2 3B: 0 HR: 3	SF: 0 SAC: 1 DP: 2 HBP: 0	WP: 0 PB: 0 SB: 4 CS: 0
<b>PITCHER</b>	IP WLS BF H R ER SO BB IBB HBP BLK WP HR S P ERA WHIP																			
<b>Brian Tollberg, R</b> ERA: 3.75	5.0 L 26 11 4 3 1 2 1 1 0 0 0 0 1 56 86 5.40 2.600																			
<b>Todd Erdos, R</b> ERA: 6.09	2.0 9 1 1 1 2 1 1 0 0 0 0 1 16 31 4.50 1.000																			
<b>Kevin Walker, L</b> ERA: 4.47	1.0 8 2 5 5 0 3 0 0 0 0 0 1 19 35 45.00 5.000																			





Batter	1	2	3	4	5	6	7	8	9	AB	R	H	RBI	BB	SO	LOB	TOP					
<b>Eric Owens, R</b> OBP: 0.364, SLG: 0.406 (1, 7)	F9		L5		G1-3			G3-1		4	0	0	0	0	0	0	<b>San Diego Padres @ Philadelphia Phillies</b> Veterans Stadium, Philadelphia, PA Wed Aug 09 2000, 7:35 PM EDT Att: 16,541 - Cloudy - 87 F					
<b>Mike Darr, L</b> OBP: 0.280, SLG: 0.400 (1, 8) (9, 9)	F8		BB		F8			G6-3		3	0	0	0	1	0							
<b>Ryan Klesko, L</b> OBP: 0.404, SLG: 0.593 (1, 3)	G4-3		BB		G3			2B	1B	3	1	1	0	1	0							
<b>Dave Magadan, L</b> OBP: 0.359, SLG: 0.345 (1, 5)		2B	G3-1		G3-1			1B	2B	4	0	2	1	0	0	2						
<b>Bret Boone, R</b> OBP: 0.332, SLG: 0.434 (1, 4)	G1-3			1B	G4-3			2B	1B	4	1	2	0	0	0	1						
<b>John Mabry, L</b> OBP: 0.372, SLG: 0.345 <b>Heathcliff Slocumb, R</b> (9, 1)	K		1B	2B	K			L6		4	0	1	1	0	2	1						
<b>Ben Davis, S</b> OBP: 0.221, SLG: 0.257 (1, 2)	BB			F9				F7		3	0	0	0	1	0	1						
<b>Desi Relaford, S</b> OBP: 0.359, SLG: 0.320 (1, 6)	K			K				F9		4	0	0	0	0	2	3						
<b>Jay Witasick, R</b> <b>Donne Wall, R</b> <b>Ruben Rivera, R</b> OBP: 0.310, SLG: 0.452 (8, 1) (9, 8)			K	K				F9		3	0	0	0	0	2	1						
<b>Inning Stats</b>	R: 0 E: 0 K: 0 S: 6	H: 0 LOB: 0 BB: 8 P: 8	R: 0 E: 0 K: 2 S: 13	H: 1 LOB: 2 BB: 1 P: 24	R: 0 E: 0 K: 1 S: 13	H: 0 LOB: 2 BB: 2 P: 26	R: 1 E: 0 K: 2 S: 11	H: 2 LOB: 1 BB: 0 P: 15	R: 0 E: 0 K: 0 S: 4	H: 0 LOB: 0 BB: 0 P: 6	R: 0 E: 0 K: 1 S: 11	H: 0 LOB: 0 BB: 0 P: 16	R: 0 E: 0 K: 0 S: 5	H: 0 LOB: 0 BB: 0 P: 6	R: 1 E: 0 K: 0 S: 7	H: 3 LOB: 2 BB: 10 P: 10		R: 0 E: 0 K: 0 S: 9	H: 0 LOB: 0 BB: 15 P: 15	1B: 3 2B: 3 3B: 0 HR: 0	SF: 0 SAC: 0 DP: 0 HBP: 0	WP: 0 PB: 0 SB: 0 CS: 0
<b>PITCHER</b>	IP	WLS	BF	H	R	ER	SO	BB	IBB	HBP	BLK	WP	HR	S	P	ERA	WHIP					
<b>Kent Bottenfield, R</b> ERA: 5.57 (1, 1)	7.0		27	3	1	1	6	3	0	0	0	0	0	63	101	1.29	0.857					
<b>Vicente Padilla, R</b> ERA: 3.35 (8, 1)	1.0	W	5	3	1	1	0	0	0	0	0	0	0	7	10	9.00	3.000					
<b>Chris Brock, R</b> ERA: 4.12 (9, 1)	1.0		3	0	0	0	0	0	0	0	0	0	0	9	15	0.00	0.000					

Batter	1	2	3	4	5	6	7	8	9	AB	R	H	RBI	BB	SO	LOB	BOTTOM					
<b>Doug Glanville, R</b> OBP: 0.299, SLG: 0.355 (1, 8)	G5-3		G1-3		1B			P4		5	1	2	0	0	0	0	<b>San Diego Padres @ Philadelphia Phillies</b> Veterans Stadium, Philadelphia, PA Wed Aug 09 2000, 7:35 PM EDT Att: 16,541 - Cloudy - 87 F					
<b>Bobby Abreu, L</b> OBP: 0.403, SLG: 0.549 (1, 9)	P6		1B		F7			3B	3B	4	1	2	0	1	0	1						
<b>Scott Rolen, R</b> OBP: 0.367, SLG: 0.543 (1, 5)	K		FC6-4		2B			2B	3B	4	1	3	1	1	1	0						
<b>Mike Lieberthal, R</b> OBP: 0.372, SLG: 0.520 (1, 2)		1B	FC6-4		2B			3B	3B	3	0	0	1	1	0	4						
<b>Travis Lee, L</b> OBP: 0.325, SLG: 0.385 (1, 3)	WP		1B		F8			1B	BB	2	0	1	0	2	0	0						
<b>Pat Burrell, R</b> OBP: 0.347, SLG: 0.506 (1, 7)	K		P3		BB			BB	BB	4	0	0	0	0	3	5						
<b>Marlon Anderson, L</b> OBP: 0.231, SLG: 0.167 (1, 4)	FC5-2		G4-3		G6-3			E	1B	4	0	1	0	0	0	4						
<b>Tomas Perez, S</b> OBP: 0.400, SLG: 0.556 (1, 6)	G1-3		K		K			E6		4	0	0	0	0	1	4						
<b>Kent Bottenfield, R</b> OBP: 0.286, SLG: 0.286 (1, 1)			L9		L4			G4-3		2	0	0	0	0	0	0						
<b>Rob Ducey, L</b> OBP: 0.358, SLG: 0.380 (7, PH)								G3-1		1	0	0	0	0	0	0						
<b>Vicente Padilla, R</b> OBP: 1.000, SLG: 1.000 (8, PH)								G4-3		0	0	0	0	0	0	0						
<b>Brian Hunter, R</b> OBP: 0.300, SLG: 0.495 <b>Chris Brock, R</b> OBP: 0.222, SLG: 0.667 (9, 1)										1	0	0	0	0	0	3						
<b>Inning Stats</b>	R: 0 E: 0 K: 1 S: 9	H: 0 LOB: 0 BB: 0 P: 14	R: 0 E: 0 K: 1 S: 9	H: 1 LOB: 1 BB: 1 P: 16	R: 0 E: 0 K: 0 S: 13	H: 2 LOB: 0 BB: 0 P: 21	R: 0 E: 0 K: 0 S: 3	H: 0 LOB: 0 BB: 0 P: 8	R: 0 E: 0 K: 1 S: 13	H: 1 LOB: 1 BB: 0 P: 19	R: 0 E: 0 K: 0 S: 9	H: 1 LOB: 2 BB: 1 P: 18	R: 0 E: 0 K: 0 S: 9	H: 0 LOB: 0 BB: 0 P: 14	R: 2 E: 1 K: 1 S: 20	H: 3 LOB: 3 BB: 1 P: 32	R: 1 E: 0 K: 0 S: 11	H: 1 LOB: 2 BB: 2 P: 22	1B: 4 2B: 3 3B: 2 HR: 0	SF: 1 SAC: 0 DP: 0 HBP: 0	WP: 2 PB: 0 SB: 0 CS: 0	PA: 40
<b>PITCHER</b>	IP	WLS	BF	H	R	ER	SO	BB	IBB	HBP	BLK	WP	HR	S	P	ERA	WHIP					
<b>Jay Witasick, R</b> ERA: 5.88 (1, 1)	7.0		28	3	0	0	4	2	0	0	0	0	0	65	110	0.00	1.000					
<b>Donne Wall, R</b> ERA: 3.63 (8, 1)	1.0	B	8	3	2	2	1	1	0	0	0	1	0	20	32	18.00	4.000					
<b>Heathcliff Slocumb, R</b> ERA: 6.47 (9, 1)	0.1	L	4	1	1	1	0	0	2	0	0	0	0	11	22	27.00	3.000					









Batter	1	2	3	4	5	6	7	8	9	AB	R	H	RBI	BB	SO	LOB	TOP				
<b>Eric Owens, R</b> OBP: 0.363, SLG: 0.404 (1, 7)										4	2	1	0	0	0	0	<b>San Diego Padres @ Florida Marlins</b> Pro Player Stadium, Miami, FL Fri Aug 11 2000, 7:05 PM EDT Att: 14,663 - Cloudy - 88 F				
<b>Mike Darr, L</b> OBP: 0.339, SLG: 0.472 (1, 9)										3	0	2	0	1	0	0					
<b>Ryan Klesko, L</b> OBP: 0.400, SLG: 0.586 (1, 3)										4	0	0	0	0	1	5					
<b>Phil Nevin, R</b> OBP: 0.361, SLG: 0.547 (1, 5)										3	1	1	1	1	2	1					
<b>Bret Boone, R</b> OBP: 0.333, SLG: 0.440 (1, 4)										3	0	0	1	0	0	1					
<b>Ben Davis, S</b> OBP: 0.210, SLG: 0.243 (1, 2)										4	0	0	0	0	1	2					
<b>Ruben Rivera, R</b> OBP: 0.313, SLG: 0.445 (1, 8)										2	0	1	0	2	0	0					
<b>Damian Jackson, R</b> OBP: 0.343, SLG: 0.355 (1, 6)										3	0	0	0	1	1	2					
<b>Adam Eaton, R</b> OBP: 0.414, SLG: 0.333 (1, 1)										3	0	0	0	0	1	2					
<b>John Mabry, L</b> OBP: 0.312, SLG: 0.345 (9, PH)										0	0	0	0	0	0	0					
<b>Joe Vitiello, R</b> OBP: 0.313, SLG: 0.586 (9, PH)										1	0	0	0	0	1	1					
<b>Trevor Hoffman, R</b> (9, 1)										0	0	0	0	0	0	0					
<b>Inning Stats</b>	R: 1 E: 2 K: 1 S: 10	H: 1 LOB: 1 BB: 0 P: 16	R: 0 E: 0 K: 1 S: 6	H: 0 LOB: 0 BB: 0 P: 12	R: 0 E: 0 K: 1 S: 5	H: 0 LOB: 1 BB: 1 P: 11	R: 1 E: 0 K: 0 S: 10	H: 1 LOB: 2 BB: 2 P: 22	R: 0 E: 0 K: 1 S: 6	H: 0 LOB: 0 BB: 0 P: 11	R: 0 E: 0 K: 0 S: 7	H: 1 LOB: 0 BB: 0 P: 11	R: 1 E: 0 K: 2 S: 15	H: 2 LOB: 2 BB: 1 P: 26	R: 0 E: 0 K: 1 S: 5	H: 0 LOB: 0 BB: 1 P: 13	1B: 4 2B: 0 3B: 0 HR: 1	SF: 1 SAC: 0 DP: 0 HBP: 0	WP: 0 PB: 0 SB: 4 CS: 2	PA: 37	
<b>PITCHER</b>	IP	WLS	BF	H	R	ER	SO	BB	IBB	HBP	BLK	WP	HR	S	P	ERA	WHIP				
<b>A.J. Burnett, R</b> ERA: 4.03	(1, 1)	7.0	L	28	4	3	2	4	2	1	0	0	0	1	50	93	2.57	0.857			
<b>Armando Almanza, L</b> ERA: 1.99	(8, 1)	0.1		3	1	0	0	1	0	1	0	0	0	0	4	11	0.00	3.000			
<b>Ricky Bones, R</b> ERA: 2.98	(8, 1)	0.2		2	0	0	0	1	0	0	0	0	0	9	13	0.00	0.000				
<b>Manny Aybar, R</b> ERA: 4.48	(9, 1)	0.1		2	0	0	0	0	1	0	0	0	0	2	8	0.00	3.000				
<b>Vic Darensbourg, L</b> ERA: 4.5	(9, 1)	0.2		1	0	0	0	1	0	0	0	0	0	3	5	0.00	0.000				

Batter	1	2	3	4	5	6	7	8	9	AB	R	H	RBI	BB	SO	LOB	BOTTOM			
<b>Luis Castillo, S</b> OBP: 0.442, SLG: 0.418 (1, 4)										4	0	1	0	0	1	0	<b>San Diego Padres @ Florida Marlins</b> Pro Player Stadium, Miami, FL Fri Aug 11 2000, 7:05 PM EDT Att: 14,663 - Cloudy - 88 F			
<b>Mark Kotsay, L</b> OBP: 0.335, SLG: 0.446 (1, 9)										4	0	2	0	0	1	1				
<b>Henry Rodriguez, L</b> OBP: 0.308, SLG: 0.500 (1, 7)										3	0	1	0	1	0	1				
<b>Chris Clapinski, S</b> OBP: 0.383, SLG: 0.452 (6, PR) (9, 7)										0	0	0	0	0	0	0				
<b>Preston Wilson, R</b> OBP: 0.320, SLG: 0.460 (1, 8)										3	0	0	0	1	3	5				
<b>Mike Lowell, R</b> OBP: 0.331, SLG: 0.477 (1, 5)										4	0	0	0	0	2	3				
<b>Derrek Lee, R</b> OBP: 0.382, SLG: 0.530 (1, 3)										4	0	1	0	0	0	0				
<b>Andy Fox, L</b> OBP: 0.288, SLG: 0.345 (1, 6)										4	0	1	0	0	1	1				
<b>Ramon Castro, R</b> OBP: 0.339, SLG: 0.261 (1, 2)										4	0	1	0	0	0	2				
<b>A.J. Burnett, R</b> OBP: 0.426, SLG: 0.375 (8, 1)										2	0	0	0	0	0	1				
<b>Armando Almanza, L</b> (8, 1)										0	0	0	0	0	0	0				
<b>Ricky Bones, R</b> (8, 1)										0	0	0	0	0	0	0				
<b>Mark Smith, R</b> OBP: 0.339, SLG: 0.413 (9, 1)										1	0	0	0	0	0	0				
<b>Manny Aybar, R</b> (9, 1)										0	0	0	0	0	0	0				
<b>Vic Darensbourg, L</b> OBP: 0.296, SLG: 0.266 (9, 1)										0	0	0	0	0	0	0				
<b>Inning Stats</b>	R: 0 E: 1 K: 1 S: 10	H: 2 LOB: 2 BB: 0 P: 14	R: 0 E: 0 K: 0 S: 4	H: 0 LOB: 0 BB: 0 P: 8	R: 0 E: 0 K: 2 S: 8	H: 0 LOB: 0 BB: 0 P: 14	R: 0 E: 0 K: 0 S: 6	H: 0 LOB: 0 BB: 1 P: 14	R: 0 E: 0 K: 1 S: 9	H: 1 LOB: 1 BB: 0 P: 12	R: 0 E: 0 K: 1 S: 11	H: 1 LOB: 1 BB: 0 P: 16	R: 0 E: 0 K: 1 S: 11	H: 1 LOB: 2 BB: 1 P: 22	R: 0 E: 0 K: 2 S: 14	H: 1 LOB: 1 BB: 0 P: 20	1B: 6 2B: 1 3B: 0 HR: 0	SF: 0 SAC: 0 DP: 0 HBP: 0	WP: 1 PB: 1 SB: 0 CS: 1	PA: 35
<b>PITCHER</b>	IP	WLS	BF	H	R	ER	SO	BB	IBB	HBP	BLK	WP	HR	S	P	ERA	WHIP			
<b>Adam Eaton, R</b> ERA: 3.1	(1, 1)	8.0	S	31	1	0	0	2	0	0	0	0	0	14	17	0.00	1.000			
<b>Trevor Hoffman, R</b> ERA: 3.83	(9, 1)	1.0		4	1	0	0	2	0	0	0	0	0	14	20	0.00	1.000			







Batter	1	2	3	4	5	6	7	8	9	AB	R	H	RBI	BB	SO	LOB	TOP				
<b>Eric Owens, R</b> OBP: 0.364, SLG: 0.403 (1, 7)	F2	FC6-4			G3			FC1-2 1B	G3	5	1	1	0	0	0	1	<b>San Diego Padres @ Florida Marlins</b> Pro Player Stadium, Miami, FL Sun Aug 13 2000, 4:05 PM EDT Att: 11,496 - Sunny - 90 F <a href="http://livebaseballscorecards.com">livebaseballscorecards.com</a>				
<b>Mike Darr, L</b> OBP: 0.336, SLG: 0.459 (1, 8) (8, 9)					G4-3			L4		3	0	0	0	1	1	2					
<b>Ryan Klesko, L</b> OBP: 0.400, SLG: 0.586 (1, 3)					K			FC1-2 1B		3	1	1	0	1	1	2					
<b>Phil Nevin, R</b> OBP: 0.366, SLG: 0.545 (1, 5)								1B HR		2	1	0	0	2	0	2					
<b>Bret Boone, R</b> OBP: 0.333, SLG: 0.439 (1, 4)								1B HR		4	2	2	2	0	1	2					
<b>John Mabry, L</b> OBP: 0.375, SLG: 0.381 Heathcliff Slocumb, R Carlos Almanzar, R Donne Wall, R Trevor Hoffman, R (1, 9) (8, 1) (9, 1) (9, 1) (9, 1)								HR		4	2	2	4	0	1	0					
<b>Wiki Gonzalez, R</b> OBP: 0.294, SLG: 0.328 (1, 2)										4	0	0	0	0	1	1					
<b>Damian Jackson, R</b> OBP: 0.340, SLG: 0.352 Kevin Viker, L Ruben Rivera, R (1, 6) (7, 1) (8, 8)										3	0	0	0	0	1	1					
<b>Brian Tollberg, R</b> OBP: 0.105, SLG: 0.105 Desi Relaford, S (1, 1) (7, 6)										2	0	1	1	0	0	0					
<b>Inning Stats</b>	R: 0 E: 0 K: 0 S: 4	H: 0 LOB: 1 BB: 2 P: 14	R: 2 E: 0 K: 0 S: 13	H: 3 LOB: 1 BB: 0 P: 23	R: 0 E: 0 K: 3 S: 14	H: 0 LOB: 1 BB: 1 P: 22	R: 0 E: 0 K: 3 S: 9	H: 0 LOB: 0 BB: 0 P: 11	R: 0 E: 0 K: 0 S: 6	H: 1 LOB: 0 BB: 0 P: 14	R: 0 E: 0 K: 0 S: 8	H: 0 LOB: 0 BB: 0 P: 10	R: 5 E: 0 K: 0 S: 19	H: 4 LOB: 0 BB: 1 P: 34	R: 0 E: 0 K: 2 S: 7	H: 0 LOB: 0 BB: 0 P: 11		1B: 3 2B: 4 3B: 1 HR: 1	SF: 0 SAC: 0 DP: 1 HBP: 0	WP: 0 PB: 0 SB: 0 CS: 1	PA: 37
<b>PITCHER</b>	IP	WLS	BF	H	R	ER	SO	BB	IBB	HBP	BLK	WP	HR	S	P	ERA	WHIP				
<b>38 Reid Cornelius, R</b> ERA: 4.01 (1, 1)	7.0		26	4	2	2	6	3	0	0	0	0	0	62	100	2.57	1.000				
<b>Armando Almanza, L</b> ERA: 2.52 (8, 1)	0.2	L	5	2	3	3	0	0	1	0	0	0	0	9	20	40.50	3.000				
<b>Braden Looper, R</b> ERA: 3.29 (8, 1)	0.1		3	2	2	2	0	0	0	0	0	0	1	10	14	54.00	6.000				
<b>Vic Darenburg, L</b> ERA: 4.41 (9, 1)	1.0		3	0	0	0	2	0	0	0	0	0	0	7	11	0.00	0.000				

Batter	1	2	3	4	5	6	7	8	9	AB	R	H	RBI	BB	SO	LOB	BOTTOM					
<b>Luis Castillo, S</b> OBP: 0.437, SLG: 0.412 (1, 4)										5	1	2	0	0	1	3	<b>San Diego Padres @ Florida Marlins</b> Pro Player Stadium, Miami, FL Sun Aug 13 2000, 4:05 PM EDT Att: 11,496 - Sunny - 90 F <a href="http://livebaseballscorecards.com">livebaseballscorecards.com</a>					
<b>Mark Kotsay, L</b> OBP: 0.332, SLG: 0.440 (1, 9)										5	1	1	1	0	1	5						
<b>Henry Rodriguez, L</b> OBP: 0.313, SLG: 0.497 (1, 7)										3	0	1	0	1	2	0						
<b>Preston Wilson, R</b> OBP: 0.319, SLG: 0.456 (1, 8)										4	0	1	1	0	1	1						
<b>Mike Lowell, R</b> OBP: 0.327, SLG: 0.468 (1, 5)										4	0	0	0	0	0	3						
<b>Derrek Lee, R</b> OBP: 0.382, SLG: 0.541 (1, 3)										4	1	2	1	0	0	1						
<b>Andy Fox, L</b> OBP: 0.301, SLG: 0.350 (1, 6)										3	0	2	0	1	0	0						
<b>Mike Redmond, R</b> OBP: 0.346, SLG: 0.333 Chris Ciapinski, S (1, 2) (9, PR)										4	0	1	0	0	0	3						
<b>38 Reid Cornelius, R</b> ERA: 3.91 Kevin Miller, R Armando Almanza, L Braden Looper, R Vic Darenburg, L Mark Smith, R (1, 1) (7, PH) (8, 1) (8, 1) (9, 1) (9, PH)										2	0	1	0	0	1	0						
<b>Inning Stats</b>	R: 1 E: 0 K: 2 S: 11	H: 1 LOB: 0 BB: 0 P: 17	R: 0 E: 0 K: 0 S: 5	H: 0 LOB: 0 BB: 0 P: 9	R: 0 E: 0 K: 1 S: 9	H: 0 LOB: 0 BB: 0 P: 12	R: 1 E: 0 K: 0 S: 8	H: 3 LOB: 1 BB: 0 P: 11	R: 0 E: 0 K: 1 S: 9	H: 2 LOB: 1 BB: 0 P: 13	R: 0 E: 0 K: 0 S: 10	H: 0 LOB: 1 BB: 1 P: 16	R: 0 E: 0 K: 1 S: 10	H: 2 LOB: 3 BB: 1 P: 19	R: 0 E: 0 K: 1 S: 10	H: 0 LOB: 0 BB: 0 P: 14		R: 1 E: 0 K: 0 S: 11	H: 3 LOB: 2 BB: 0 P: 19	1B: 9 2B: 2 3B: 0 HR: 1	SF: 0 SAC: 0 DP: 2 HBP: 0	WP: 0 PB: 0 SB: 1 CS: 0
<b>PITCHER</b>	IP	WLS	BF	H	R	ER	SO	BB	IBB	HBP	BLK	WP	HR	S	P	ERA	WHIP					
<b>Brian Tollberg, R</b> ERA: 3.91 (1, 1)	6.2		28	8	2	1	4	2	0	0	0	0	0	59	92	1.35	1.500					
<b>Kevin Walker, L</b> ERA: 4.32 (7, 1)	0.2	W	2	0	0	0	2	0	0	0	0	0	0	7	11	0.00	0.000					
<b>Heathcliff Slocumb, R</b> ERA: 5.4 (8, 1)	0.2		2	0	0	0	0	0	0	0	0	0	0	6	8	0.00	0.000					
<b>Carlos Almanzar, R</b> ERA: 4.69 (9, 1)	0.0		3	3	1	1	0	0	0	0	0	0	1	6	9	=	=					
<b>Donne Wall, R</b> ERA: 3.57 (9, 1)	0.2	H	2	0	0	0	0	0	0	0	0	0	0	4	7	0.00	0.000					



Batter	1	2	3	4	5	6	7	8	9	AB	R	H	RBI	BB	SO	LOB	TOP										
Eric Owens, R (1, 7) OBP: 0.365, SLG: 0.404 John Mabry, L (9, FH) OBP: 0.313, SLG: 0.381	G4-3		1B		G6-3			BB BB 1B	SF9	4	0	2	0	0	0	0											
Ruben Rivera, R (1, 8) OBP: 0.305, SLG: 0.432 29 Kory DeHaan, L (9, FH) OBP: 0.244, SLG: 0.309	K				K			K	K	4	0	0	0	0	4	2											
Ryan Klesko, L (1, 3)	G5-3				K			BB BB 1-2		3	0	0	0	1	1	1											
Phil Nevin, R (1, 5) OBP: 0.367, SLG: 0.551 Heathcliff Slocumb, R (8, 1)		HR			G4-3			F8		4	1	2	1	0	0	2											
Bret Boone, R (1, 4) OBP: 0.331, SLG: 0.436 Todd Erdos, R (6, 1)	L7				F7					3	0	0	0	0	1	1											
Dave Magadan, L (8, FH) OBP: 0.371, SLG: 0.345										0	0	0	0	0	0	0											
Wiki Gonzalez, R (1, 2) OBP: 0.300, SLG: 0.330 George Williams, S (7, 2)										0	0	0	0	1	0	0											
Mike Darr, L (1, 9) OBP: 0.347, SLG: 0.484	FC4-6 1B				G6-3					2	0	1	0	1	0	0											
Desi Relaford, S (1, 6) OBP: 0.361, SLG: 0.336	F8									3	0	0	0	1	0	2											
Jay Witasick, R (1, 1) Damian Jackson, R (6, 4) OBP: 0.338, SLG: 0.349										2	0	0	0	0	1	0											
										2	0	0	0	0	0	3											
<b>Inning Stats</b>	R: 0 E: 0 K: 1 S: 7	H: 0 LOB: 0 BB: 0 P: 11	R: 1 E: 0 K: 0 S: 11	H: 2 LOB: 1 BB: 0 P: 17	R: 0 E: 0 K: 3 S: 12	H: 1 LOB: 1 BB: 0 P: 19	R: 0 E: 0 K: 0 S: 11	H: 0 LOB: 1 BB: 1 P: 23	R: 0 E: 0 K: 2 S: 10	H: 1 LOB: 1 BB: 0 P: 16	R: 0 E: 0 K: 0 S: 6	H: 1 LOB: 1 BB: 0 P: 11	R: 0 E: 0 K: 1 S: 11	H: 1 LOB: 3 BB: 2 P: 21	R: 1 E: 0 K: 1 S: 13	H: 0 LOB: 1 BB: 2 P: 23	1B: 4 2B: 0 3B: 1 HR: 1	SF: 1 SAC: 0 DP: 0 HBP: 0	WP: 0 PB: 0 SB: 0 CS: 0	PA: 38							
<b>PITCHER</b>	IP	WLS	BF	H	R	ER	SO	BB	IBB	HBP	BLK	WP	HR	S	P	ERA	WHIP										
Tom Glavine, L (1, 1) ERA: 3.76	7.0	W	27	5	1	1	6	1	0	0	0	0	1	67	109	1.29	0.857										
Scott Kamieniecki, R (8, 1) ERA: 4.73	1.0		6	1	0	0	1	2	0	0	0	0	0	11	21	0.00	3.000										
Stan Belinda, R (9, 1) ERA: 7.13	1.0		5	0	1	1	1	2	0	0	0	0	0	13	23	9.00	2.000										

San Diego Padres @ Atlanta Braves  
Turner Field, Atlanta, GA  
Mon Aug 14 2000, 7:40 PM EDT  
Att: 31,316 - Sunny - 84 F

AB 32  
R 2  
H 6  
RBI 2  
BB 5  
SO 8  
LOB 17



Batter	1	2	3	4	5	6	7	8	9	AB	R	H	RBI	BB	SO	LOB	BOTTOM										
Rafael Furcal, S (1, 6) OBP: 0.405, SLG: 0.383	G1-3	FC4			G6-3	BB 1B		10 1B		4	2	1	0	1	0	2											
Andruw Jones, R (1, 8) OBP: 0.375, SLG: 0.532	S 10 1B	G6-3			G4-3 2B	10 1B		F9		4	1	2	0	1	0	3											
10 Chipper Jones, S (1, 5) OBP: 0.402, SLG: 0.570	S 1B				G4-3 2B	G6-4-3 1B		1B 1B		4	2	4	1	1	0	0											
B.J. Surhoff, L (1, 7) OBP: 0.337, SLG: 0.453	F7				G4-3	G6-4-3		1B 1B		5	0	1	1	0	0	7											
Andres Galarraga, R (1, 3) OBP: 0.366, SLG: 0.540 Scott Kamieniecki, R (8, 1) Bobby Bonilla, S (8, FH) OBP: 0.373, SLG: 0.410 Stan Belinda, R (9, 1)	F9				K	WP HR 2B		1B 1B		4	1	2	2	0	1	3											
Brian Jordan, R (1, 9) OBP: 0.330, SLG: 0.455		BB 1B			G6-3	HR BB		F8	K2-3	4	2	1	0	1	1	4											
Javy Lopez, R (1, 2) OBP: 0.339, SLG: 0.497		FC5 1B BB			L6	HR		P5		3	1	1	3	1	0	1											
Keith Lockhart, L (1, 4) OBP: 0.316, SLG: 0.374		FC4 FC5 1B			G6-3	G4-3		F8		4	0	1	1	0	0	1											
Tom Glavine, L (1, 1) ERA: 6.18 Wally Joyner, L (8, 3) OBP: 0.340, SLG: 0.412		FC5			K			G6-3	F7	3	0	0	0	0	1	2											
										1	0	0	0	0	0	0											
<b>Inning Stats</b>	R: 0 E: 0 K: 0 S: 14	H: 2 LOB: 2 BB: 0 P: 19	R: 1 E: 0 K: 0 S: 11	H: 2 LOB: 1 BB: 1 P: 18	R: 0 E: 0 K: 1 S: 10	H: 1 LOB: 0 BB: 0 P: 13	R: 0 E: 0 K: 1 S: 8	H: 0 LOB: 0 BB: 0 P: 11	R: 5 E: 0 K: 0 S: 15	H: 3 LOB: 0 BB: 2 P: 31	R: 1 E: 0 K: 0 S: 11	H: 1 LOB: 1 BB: 2 P: 22	R: 0 E: 0 K: 0 S: 7	H: 1 LOB: 1 BB: 0 P: 12	R: 2 E: 0 K: 1 S: 14	H: 4 LOB: 2 BB: 0 P: 19	1B: 10 2B: 3 3B: 0 HR: 1	SF: 0 SAC: 0 DP: 1 HBP: 0	WP: 1 PB: 0 SB: 2 CS: 0	PA: 42							
<b>PITCHER</b>	IP	WLS	BF	H	R	ER	SO	BB	IBB	HBP	BLK	WP	HR	S	P	ERA	WHIP										
Jay Witasick, R (1, 1) ERA: 5.65	5.1	L	29	8	7	7	2	4	1	0	0	0	1	65	107	11.81	2.250										
Todd Erdos, R (6, 1) ERA: 5.65	1.2		6	2	0	0	0	0	0	0	0	0	0	11	19	0.00	1.200										
Heathcliff Slocumb, R (8, 1) ERA: 5.65	1.0		7	4	2	2	1	0	0	0	0	0	0	14	19	18.00	4.000										

San Diego Padres @ Atlanta Braves  
Turner Field, Atlanta, GA  
Mon Aug 14 2000, 7:40 PM EDT  
Att: 31,316 - Sunny - 84 F

AB 37  
R 9  
H 14  
RBI 9  
BB 5  
SO 3  
LOB 23



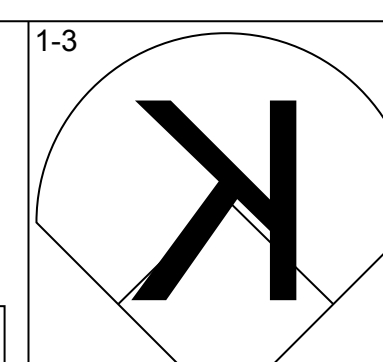
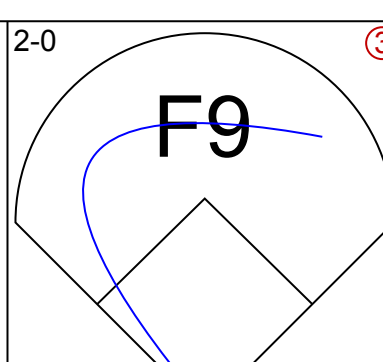
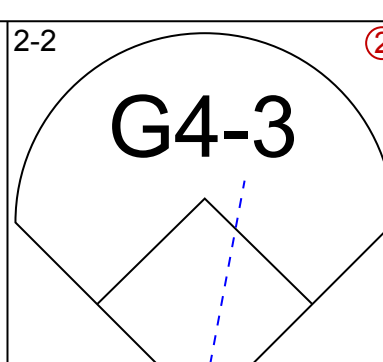
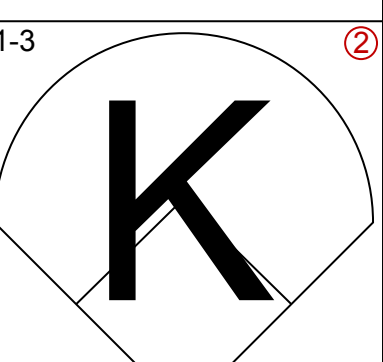
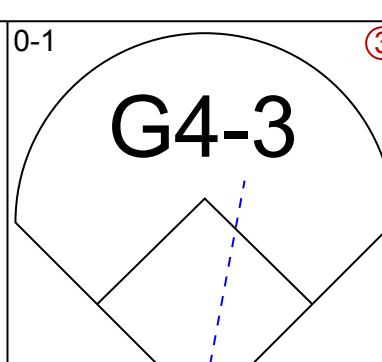
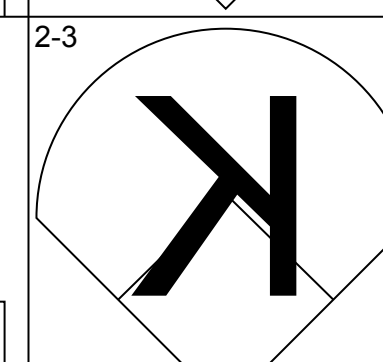
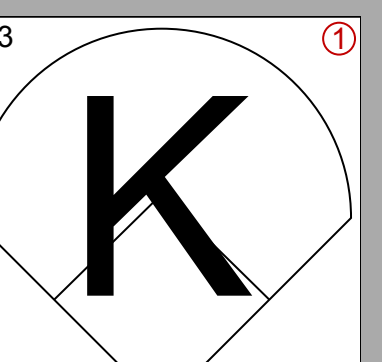
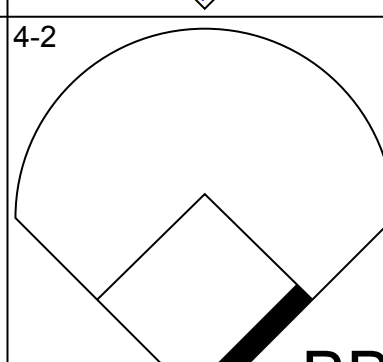
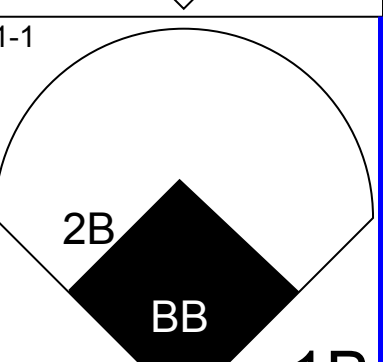
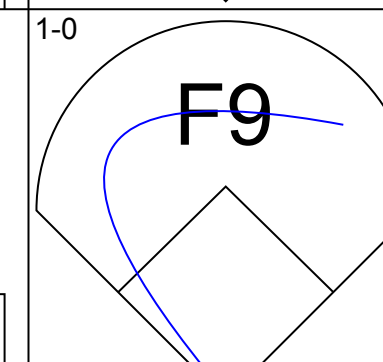

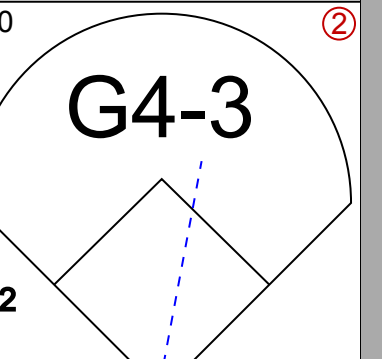
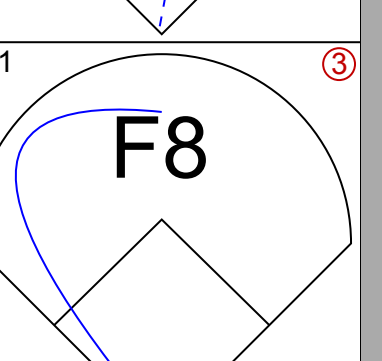

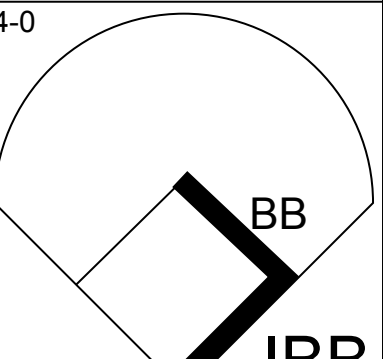

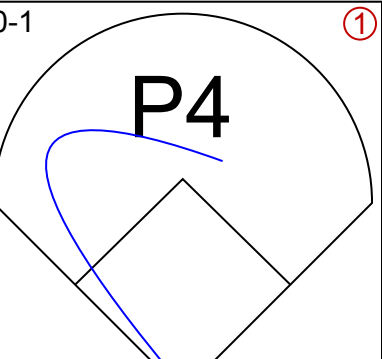
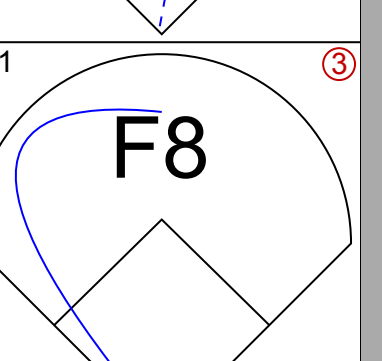
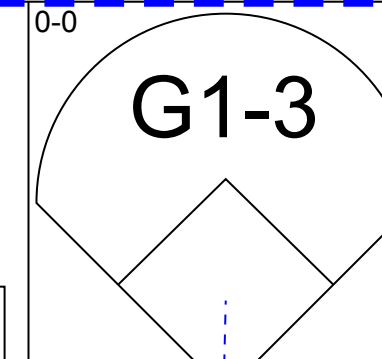
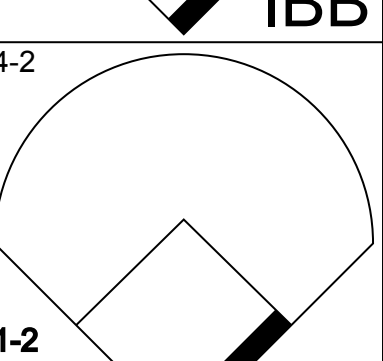
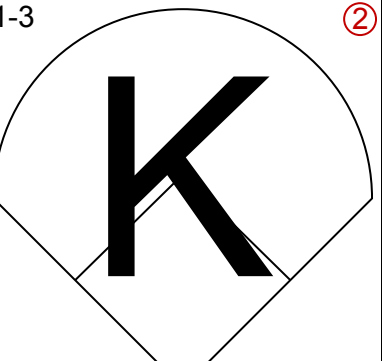
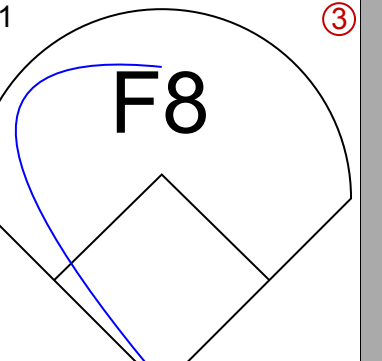
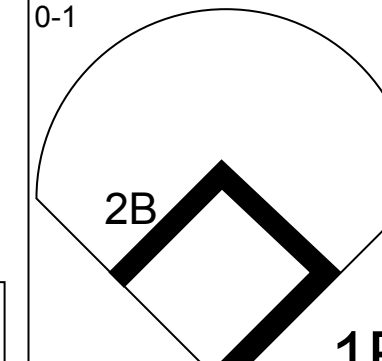
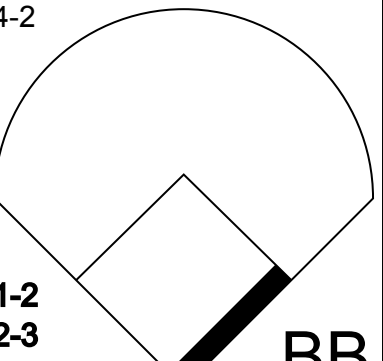

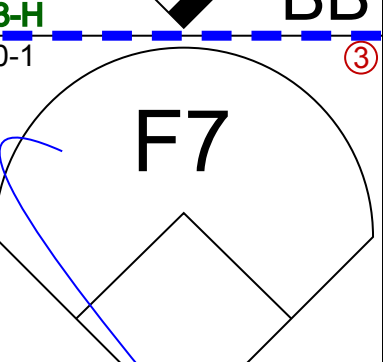
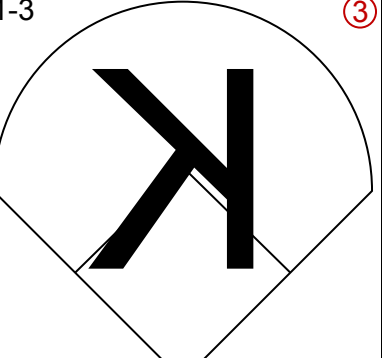
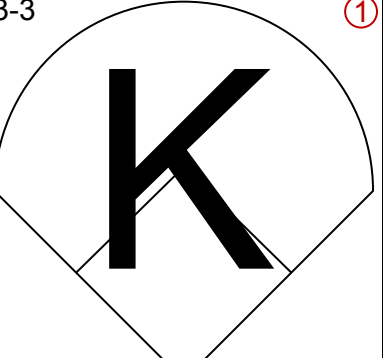
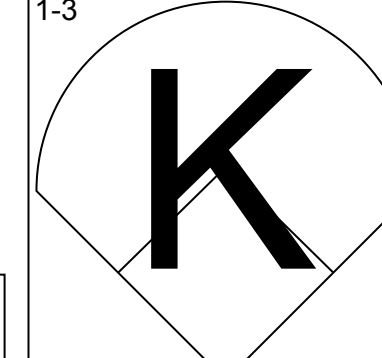
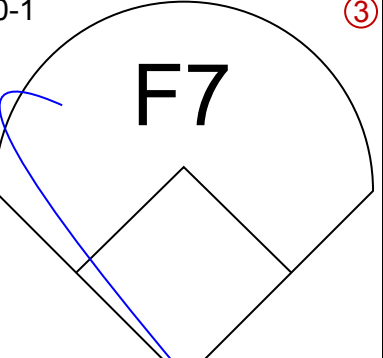
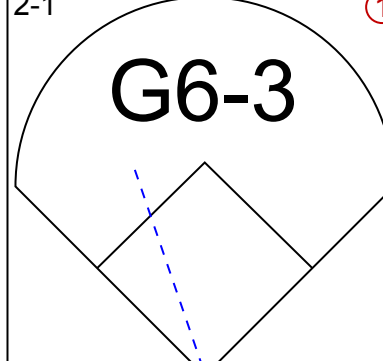
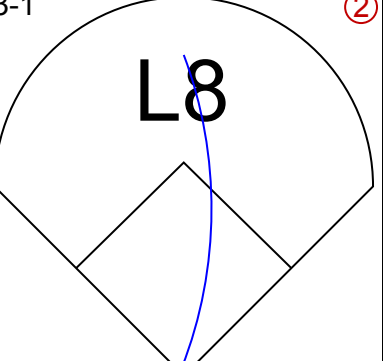
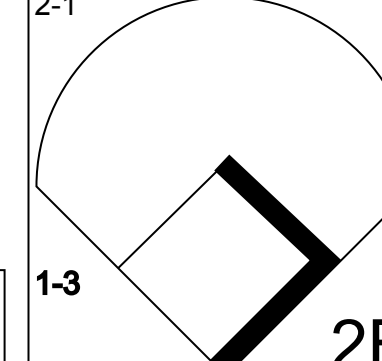
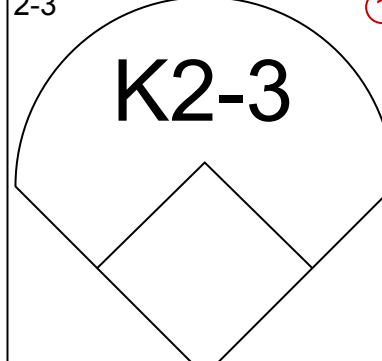
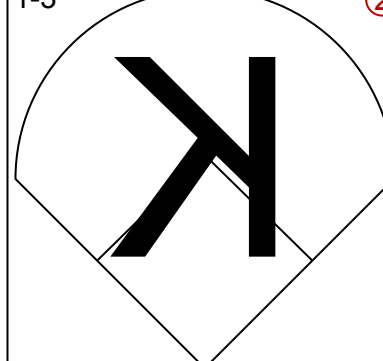
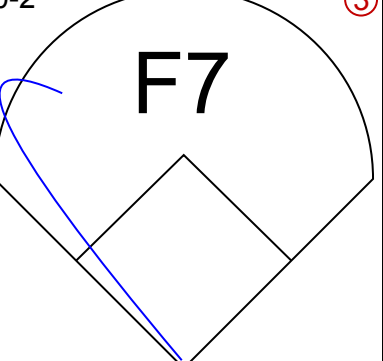
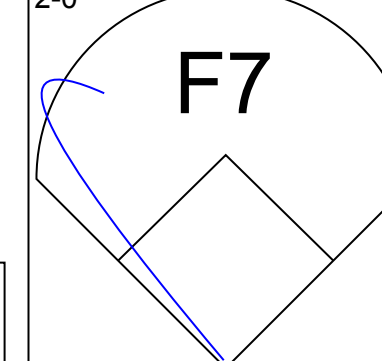
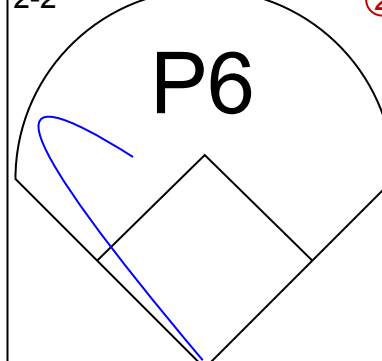
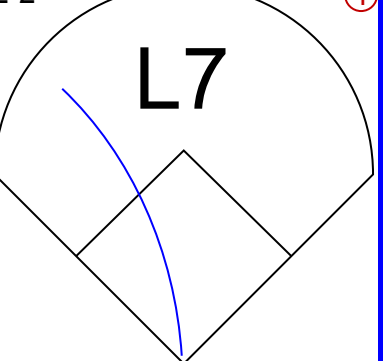


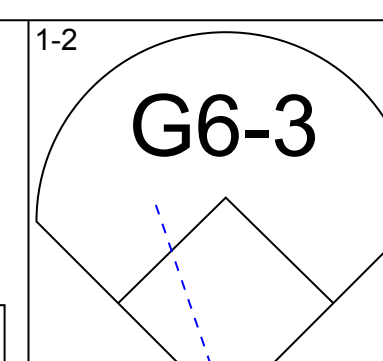
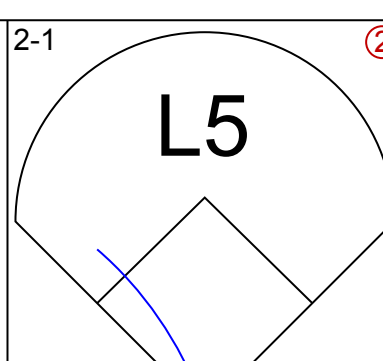
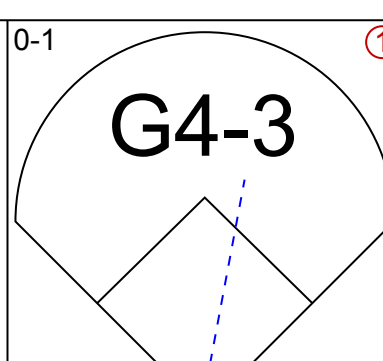
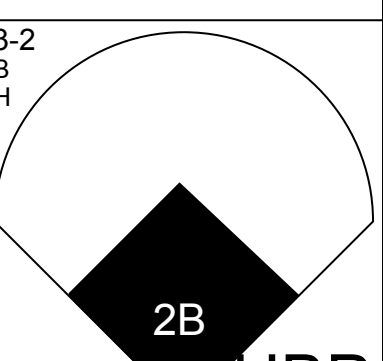
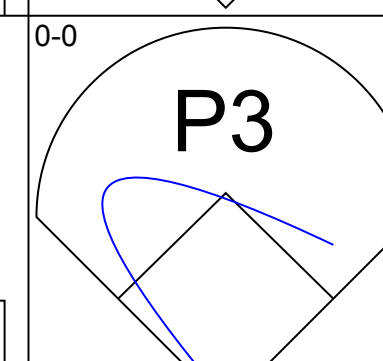
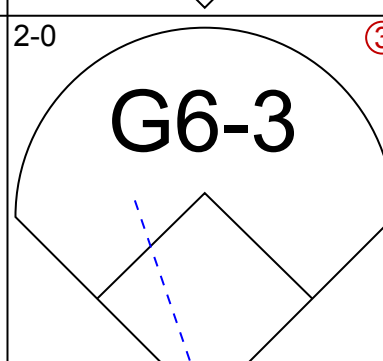
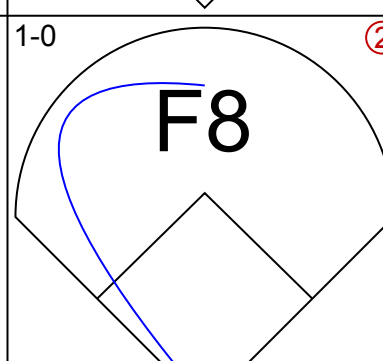
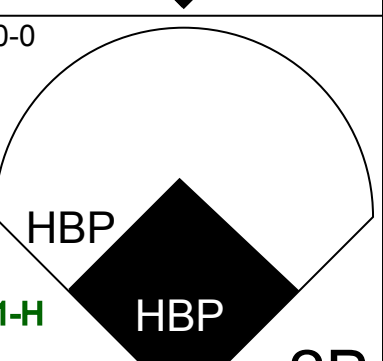
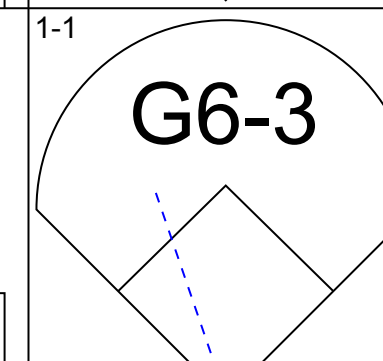
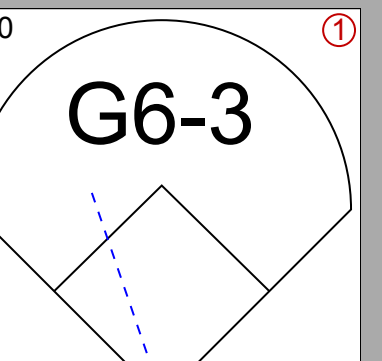
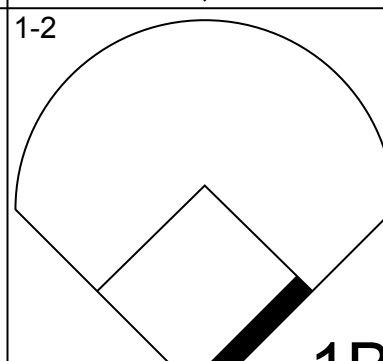
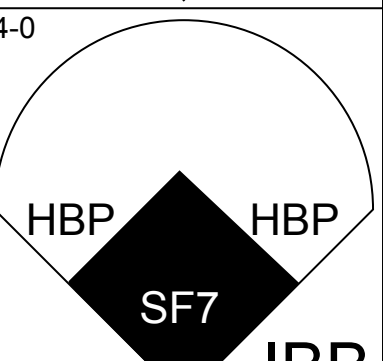
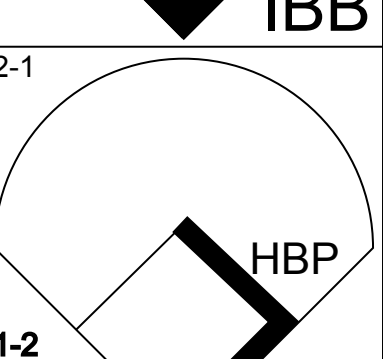
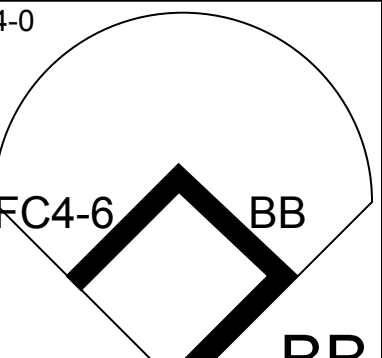
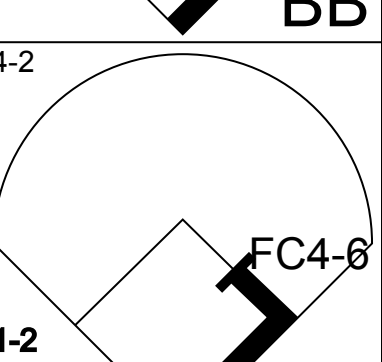
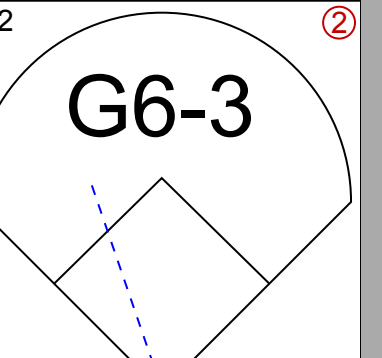
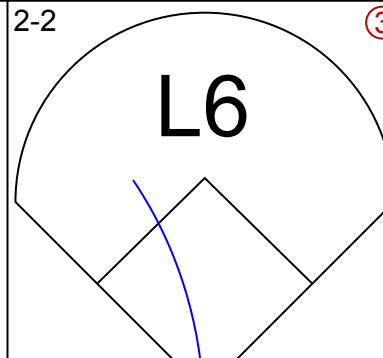
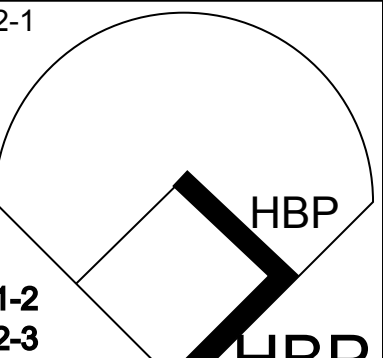
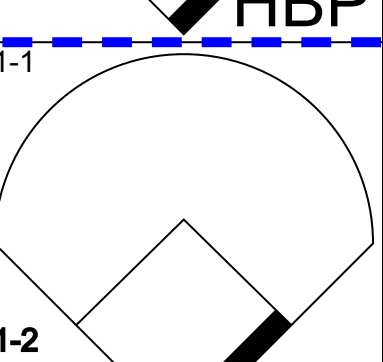
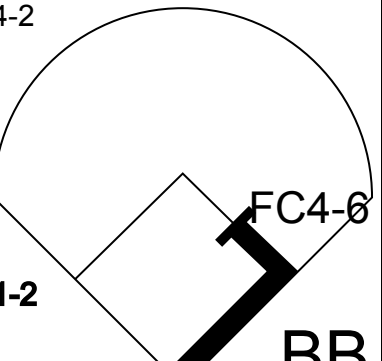
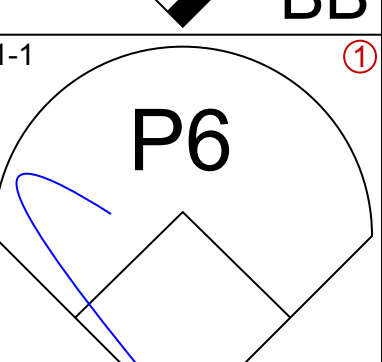
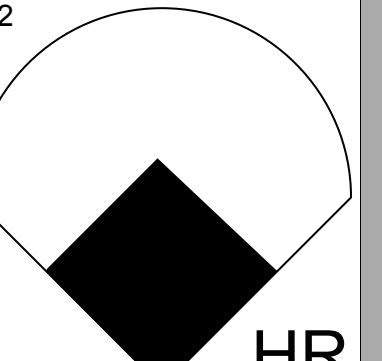
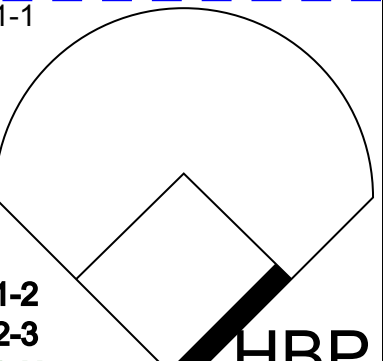
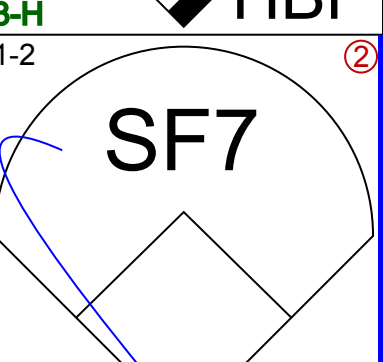
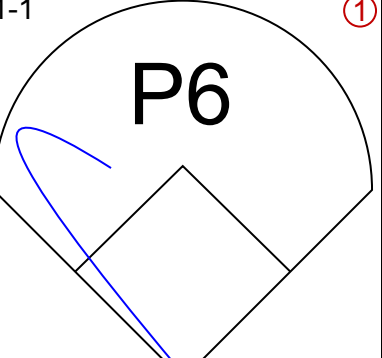
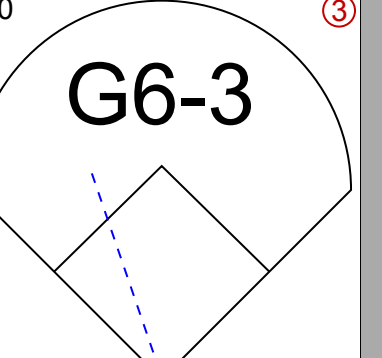
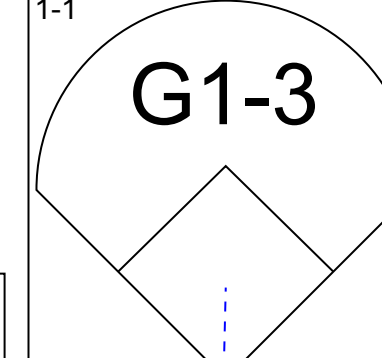
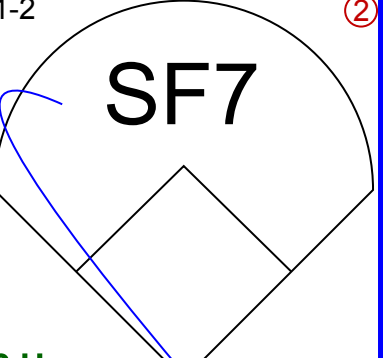
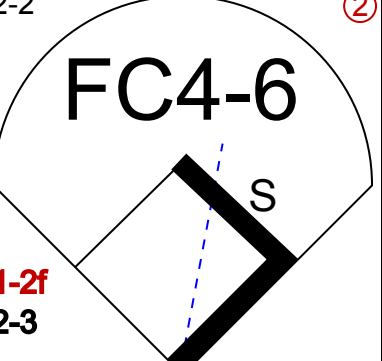
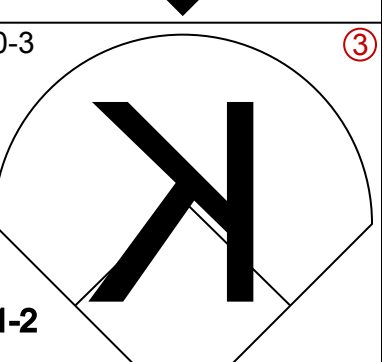
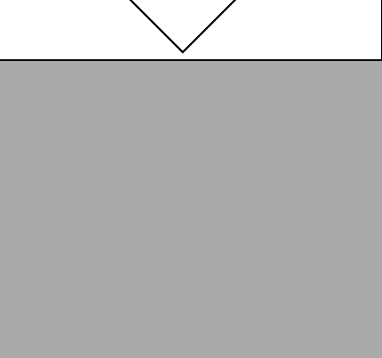
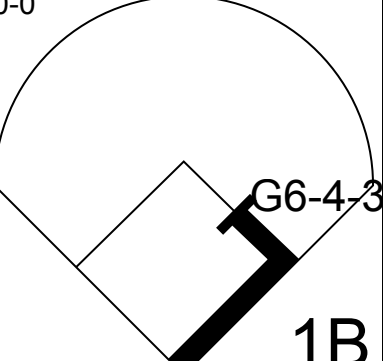
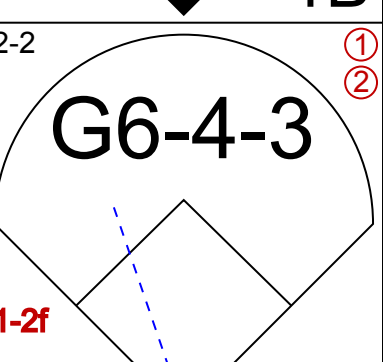
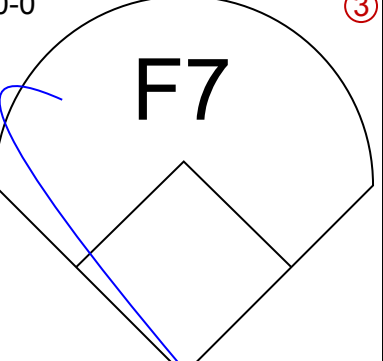
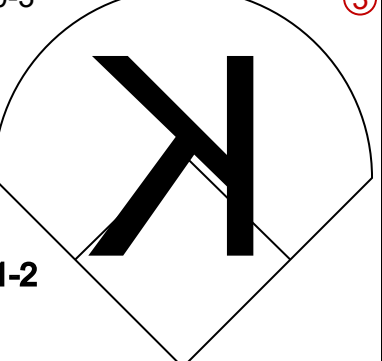
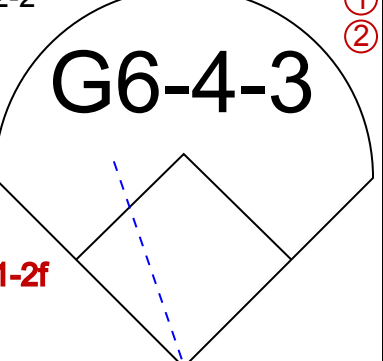
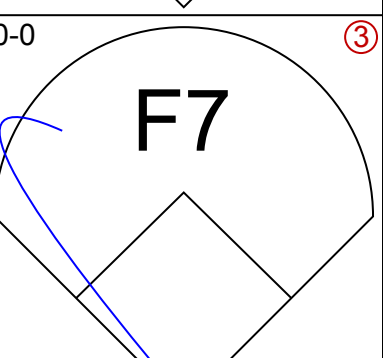
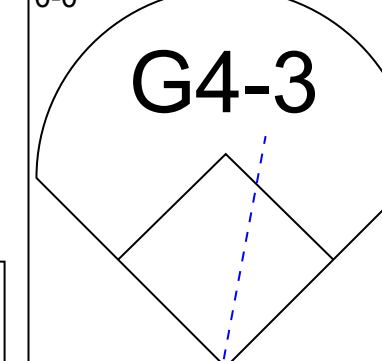
Batter	1	2	3	4	5	6	7	8	9	AB	R	H	RBI	BB	SO	LOB	TOP										
<b>Eric Owens, R</b> OBP: 0.365, SLG: 0.404 (1, 7)										4	0	1	0	1	0	4	<b>San Diego Padres @ Atlanta Braves</b> Turner Field, Atlanta, GA Tue Aug 15 2000, 7:40 PM EDT Att: 33,543 - Sunny - 88 F										
<b>Mike Darr, L</b> OBP: 0.342, SLG: 0.463 (1, 8)										3	0	0	0	1	1	2											
<b>Ryan Klesko, L</b> OBP: 0.398, SLG: 0.576 (1, 3)										3	0	0	0	1	0	1											
<b>Phil Nevin, R</b> OBP: 0.368, SLG: 0.550 (1, 5)										3	0	1	0	1	1	3											
<b>Bret Boone, R</b> OBP: 0.328, SLG: 0.432 (1, 4)										4	0	0	0	0	1	3											
<b>John Mabry, L</b> OBP: 0.316, SLG: 0.410 (1, 9)										4	1	2	1	0	1	0											
<b>Wiki Gonzalez, R</b> OBP: 0.299, SLG: 0.328 (1, 2)										4	0	1	0	0	0	0											
<b>Damian Jackson, R</b> OBP: 0.342, SLG: 0.356 (1, 6)										3	0	2	0	1	0	2											
<b>Woody Williams, R</b> OBP: 0.341, SLG: 0.500 <b>Joe Vitiello, R</b> OBP: 0.303, SLG: 0.567 (9, PH)										2	0	0	0	0	2	2											
<b>Inning Stats</b>	R: 0 E: 0 K: 1 S: 9	H: 1 LOB: 2 BB: 1 P: 16	R: 0 E: 0 K: 0 S: 13	H: 2 LOB: 2 BB: 0 P: 18	R: 0 E: 0 K: 1 S: 6	H: 0 LOB: 0 BB: 0 P: 7	R: 0 E: 0 K: 0 S: 5	H: 0 LOB: 0 BB: 0 P: 10	R: 0 E: 0 K: 2 S: 10	H: 1 LOB: 3 BB: 2 P: 22	R: 1 E: 0 K: 1 S: 10	H: 2 LOB: 1 BB: 0 P: 16	R: 0 E: 0 K: 0 S: 4	H: 0 LOB: 0 BB: 1 P: 9	R: 0 E: 0 K: 1 S: 8	H: 1 LOB: 0 BB: 0 P: 8	R: 0 E: 0 K: 1 S: 9	H: 0 LOB: 1 BB: 1 P: 19	1B: 4 2B: 2 3B: 0 HR: 1	SF: 0 SAC: 1 DP: 2 HBP: 0	WP: 1 PB: 0 CS: 0	PA: 37					
<b>PITCHER</b>	IP	WLS	BF	H	R	ER	SO	BB	IBB	HBP	BLK	WP	HR	S	P	ERA	WHIP										
<b>John Burkett, R</b> ERA: 4.77 <b>Mike Remlinger, L</b> ERA: 2.7 <b>John Rocker, L</b> ERA: 3.72	(1, 1)	6.0	27	6	1	1	5	3	0	0	0	0	1	53	89	1.50	1.500										

Batter	1	2	3	4	5	6	7	8	9	AB	R	H	RBI	BB	SO	LOB	BOTTOM										
<b>Rafael Furcal, S</b> OBP: 0.400, SLG: 0.378 (1, 6)										4	0	0	0	0	1	2	<b>San Diego Padres @ Atlanta Braves</b> Turner Field, Atlanta, GA Tue Aug 15 2000, 7:40 PM EDT Att: 33,543 - Sunny - 88 F										
<b>Andruw Jones, R</b> OBP: 0.376, SLG: 0.534 (1, 8)										4	1	2	0	0	1	0											
<b>10 Chipper Jones, S</b> OBP: 0.401, SLG: 0.566 (1, 5)										3	0	0	0	1	0	2											
<b>B.J. Surhoff, L</b> OBP: 0.339, SLG: 0.451 (1, 7)										2	1	0	0	2	0	1											
<b>Andres Galarraga, R</b> OBP: 0.370, SLG: 0.549 (1, 3)										3	1	2	3	1	0	2											
<b>Brian Jordan, R</b> OBP: 0.329, SLG: 0.453 (1, 9)										4	0	1	0	0	0	1											
<b>Javy Lopez, R</b> OBP: 0.335, SLG: 0.492 (1, 2)										4	0	0	0	0	0	4											
<b>Keith Lockhart, L</b> OBP: 0.314, SLG: 0.367 (1, 4)										3	0	0	0	1	0	4											
<b>John Burkett, R</b> OBP: 0.207, SLG: 0.154 <b>Wally Joyner, L</b> OBP: 0.343, SLG: 0.416 <b>Mike Remlinger, L</b> <b>Bobby Bonilla, S</b> OBP: 0.372, SLG: 0.408 <b>John Rocker, R</b> (9, 1)	(1, 1)	8.0	36	7	3	3	2	5	0	0	0	0	1	77	132	3.38	1.500	1B: 5 2B: 1 3B: 0 HR: 1	SF: 0 SAC: 0 DP: 1 HBP: 0	WP: 0 PB: 0 CS: 0	PA: 36						
<b>PITCHER</b>	IP	WLS	BF	H	R	ER	SO	BB	IBB	HBP	BLK	WP	HR	S	P	ERA	WHIP										
<b>Woody Williams, R</b> ERA: 4.29	(1, 1)	8.0	36	7	3	3	2	5	0	0	0	0	1	77	132	3.38	1.500										





Batter	1	2	3	4	5	6	7	8	9	AB	R	H	RBI	BB	SO	LOB	TOP			
Eric Owens, R OBP: 0.361, SLG: 0.400 (1, 7)										5	0	0	0	0	2	2	<b>San Diego Padres @ Atlanta Braves</b> Turner Field, Atlanta, GA Wed Aug 16 2000, 1:10 PM EDT Att: 31,650 - Sunny - 97 F			
Mike Darr, L OBP: 0.342, SLG: 0.449 (1, 8)										2	0	0	0	1	2	0				
Joe Vitiello, R OBP: 0.324, SLG: 0.581 (8, PH)										1	0	1	0	0	0	0				
Woody Williams, R OBP: 0.341, SLG: 0.590 (8, PR)										0	1	0	0	0	0	0				
29 Kory DeHaan, L OBP: 0.244, SLG: 0.309 (8, 8)										0	0	0	0	0	0	0				
Ryan Klesko, L OBP: 0.396, SLG: 0.575 (1, 3)										4	0	1	0	0	0	1				
Phil Nevin, R OBP: 0.367, SLG: 0.546 (1, 5)										3	0	0	0	1	0	1				
John Mabry, L OBP: 0.319, SLG: 0.408 (8, PH)										3	0	1	0	0	1	1				
Desi Relaford, S OBP: 0.363, SLG: 0.336 (8, 6)										0	0	0	1	1	0	0				
Bret Boone, R OBP: 0.325, SLG: 0.428 (1, 4)										4	0	0	0	0	3	4				
Wiki Gonzalez, R OBP: 0.298, SLG: 0.332 (1, 2)										4	0	1	0	0	1	0				
Damian Jackson, R OBP: 0.339, SLG: 0.351 (8, 7)										4	0	0	0	0	1	2				
Adam Eaton, R OBP: 0.419, SLG: 0.546 (8, PH)										2	0	1	0	0	1	0				
George Williams, S OBP: 0.300, SLG: 0.499 (8, PH)										0	0	0	0	0	0	0				
Ruben Rivera, R OBP: 0.300, SLG: 0.431 (8, PH)										1	0	0	0	0	0	0				
Kevin Walker, L OBP: 0.290, SLG: 0.350 (8, PH)										0	0	0	0	0	0	0				
Heathcliff Slocumb, R OBP: 0.377, SLG: 0.340 (8, PH)										0	0	0	0	0	0	0				
Dave Magadan, L OBP: 0.307, SLG: 0.340 (8, PH)										0	0	0	0	1	0	0				
<b>Inning Stats</b>	R: 0 E: 0 K: 2 S: 7	H: 0 LOB: 0 BB: 0 P: 11	R: 0 E: 0 K: 2 S: 8	H: 0 LOB: 0 BB: 0 P: 10	R: 0 E: 0 K: 1 S: 9	H: 1 LOB: 1 BB: 0 P: 16	R: 0 E: 1 K: 1 S: 8	H: 0 LOB: 1 BB: 0 P: 10	R: 0 E: 0 K: 1 S: 10	H: 0 LOB: 0 BB: 0 P: 16	R: 0 E: 0 K: 1 S: 10	H: 2 LOB: 2 BB: 0 P: 15	R: 1 E: 0 K: 1 S: 16	H: 2 LOB: 2 BB: 2 P: 29	R: 0 E: 0 K: 1 S: 10	H: 0 LOB: 1 BB: 1 P: 18	1B: 3 2B: 2 3B: 0 HR: 0	SF: 0 SAC: 0 DP: 0 HBP: 0	WP: 0 PB: 0 CS: 0	PA: 37
<b>PITCHER</b>	IP WLS BF H R ER SO BB IBB HBP BLK WP HR S P ERA WHIP																			
Kevin Millwood, R ERA: 4.75	(1, 1) 6.0 21 1 0 0 8 1 0 0 0 0 0 0 0 52 81 0.00 0.333																			
Kerry Ligtenberg, R ERA: 3.23	(7, 1) 1.0 H 5 2 0 0 1 0 0 0 0 0 0 0 0 14 15 0.00 2.000																			
Terry Mulholland, L ERA: 5.55	(8, 1) 0.2 B 6 2 1 1 1 1 1 0 0 0 0 0 0 14 27 13.50 4.500																			
Scott Kamieniecki, R ERA: 4.7	(8, 1) 0.1 W 1 0 0 0 0 0 0 0 0 0 0 0 0 2 2 0.00 0.000																			
John Rocker, L ERA: 3.62	(9, 1) 1.0 S 4 0 0 0 1 1 0 0 0 0 0 0 0 10 18 0.00 1.000																			

Batter	1	2	3	4	5	6	7	8	9	AB	R	H	RBI	BB	SO	LOB	BOTTOM			
Rafael Furcal, S OBP: 0.398, SLG: 0.374 (1, 6)										3	1	0	0	0	0	0	<b>San Diego Padres @ Atlanta Braves</b> Turner Field, Atlanta, GA Wed Aug 16 2000, 1:10 PM EDT Att: 31,650 - Sunny - 97 F			
Andruw Jones, R OBP: 0.375, SLG: 0.533 (1, 8)										4	1	1	1	0	0	0				
10 Chipper Jones, S OBP: 0.402, SLG: 0.564 (1, 5)										3	1	1	0	1	0	0				
B.J. Surhoff, L OBP: 0.340, SLG: 0.449 (1, 7)										2	0	0	0	1	0	1				
Andres Galarraga, R OBP: 0.373, SLG: 0.557 (1, 3)										2	1	1	2	1	1	0				
Brian Jordan, R OBP: 0.326, SLG: 0.449 (9, 1)										3	0	0	1	0	0	2				
John Rocker, R (9, 1)										0	0	0	0	0	0	0				
Keith Lockhart, L OBP: 0.318, SLG: 0.376 (1, 4)										4	0	2	0	0	0	4				
Paul Bako, L OBP: 0.318, SLG: 0.301 (1, 2)										3	0	0	0	0	1	4				
Kevin Millwood, R OBP: 0.419, SLG: 0.546 (8, PH)										2	0	0	0	0	0	0				
Kerry Ligtenberg, R ERA: 3.23	(7, 1) 1.0 L 5 1 3 3 0 0 0 1 2 0 0 0 0 12 21 81.00 3.000																			
Terry Mulholland, L ERA: 5.55	(8, 1) 0.1 L 5 1 3 3 0 0 0 0 1 2 0 0 0 0 5 7 0.00 0.000																			
Scott Kamieniecki, R ERA: 4.83	(8, 1) 0.2 3 0 0 0 0 0 0 0 1 0 0 0 0 5 7 0.00 0.000																			
Reggie Sanders, R OBP: 0.290, SLG: 0.310 (8, PH)	(9, 9)																			
<b>Inning Stats</b>	R: 0 E: 0 K: 0 S: 6	H: 0 LOB: 0 BB: 0 P: 8	R: 0 E: 0 K: 1 S: 14	H: 0 LOB: 2 BB: 2 P: 25	R: 0 E: 0 K: 0 S: 6	H: 0 LOB: 0 BB: 0 P: 11	R: 1 E: 0 K: 0 S: 11	H: 1 LOB: 0 BB: 0 P: 18	R: 0 E: 0 K: 0 S: 6	H: 1 LOB: 0 BB: 0 P: 8	R: 0 E: 0 K: 0 S: 10	H: 1 LOB: 1 BB: 0 P: 14	R: 0 E: 0 K: 1 S: 10	H: 1 LOB: 1 BB: 0 P: 13	R: 3 E: 0 K: 0 S: 17	H: 1 LOB: 2 BB: 1 P: 28	1B: 2 2B: 2 3B: 0 HR: 1	SF: 1 SAC: 0 DP: 1 HBP: 3	WP: 0 PB: 0 CS: 0	PA: 34
<b>PITCHER</b>	IP WLS BF H R ER SO BB IBB HBP BLK WP HR S P ERA WHIP																			
Adam Eaton, R ERA: 2.97	(1, 1) 7.0 26 4 1 1 2 2 0 0 0 0 0 0 1 63 97 1.29 0.857																			
Kevin Walker, L ERA: 4.83	(8, 1) 0.1 L 5 1 3 3 0 0 0 0 1 2 0 0 0 0 5 7 0.00 0.000																			
Heathcliff Slocumb, R ERA: 5.56	(8, 1) 0.2 3 0 0 0 0 0 0 0 1 0 0 0 0 5 7 0.00 0.000																			













Batter	1	2	3	4	5	6	7	8	9	AB	R	H	RBI	BB	SO	LOB	TOP								
Peter Bergeron, L (1, 7) OBP: 0.324, SLG: 0.334	P6		E FC5-4 1B				HR 1B		F7	3	2	1	0	2	0	0									
Milton Bradley, S (1, 8) OBP: 0.284, SLG: 0.302	G6-3		F7				F5		K	3	0	0	0	0	0	0									
Mike Johnson, L (4, 1) OBP: 0.211, SLG: 0.167										0	0	0	0	0	0	0									
Andy Tracy, L (7, PH) OBP: 0.336, SLG: 0.452										1	0	0	0	0	0	1									
51 Scott Forster, R (7, 1)										0	0	0	0	0	0	0									
Mike Mordecai, R (9, PH) OBP: 0.333, SLG: 0.462										1	0	0	0	0	1	0									
Jose Vidro, S (1, 4) OBP: 0.388, SLG: 0.559	K		E9 FC5-4 1B				G6-3 1B			4	1	3	2	1	1	0									
Terry Jones, S (9, PR) OBP: 0.314, SLG: 0.339							HR			0	0	0	0	0	0	0									
Vladimir Guerrero, R (1, 9) OBP: 0.410, SLG: 0.648		F8	FC5-4				G6-3		P6	5	0	0	1	0	0	3									
Lee Stevens, L (1, 3) OBP: 0.343, SLG: 0.500										4	1	1	0	0	3	1									
Geoff Blum, S (1, 5) OBP: 0.346, SLG: 0.468										4	0	1	0	0	1	1									
Orlando Cabrera, R (1, 6) OBP: 0.289, SLG: 0.383										3	0	2	0	1	0	1									
Brian Schneider, L (1, 2) OBP: 0.333, SLG: 0.317										3	0	1	1	0	1	2									
Wilton Guerrero, S (8, PH) OBP: 0.325, SLG: 0.328										1	0	0	0	0	0	1									
Felipe Lira, R (1, 1) OBP: 0.231, SLG: 0.500										1	0	0	0	0	1	2									
Fernando Seguinol, S (4, PH) OBP: 0.354, SLG: 0.545										3	0	1	0	0	2	2									
Michael Barrett, R (8, 2) OBP: 0.299, SLG: 0.276										0	0	0	0	0	0	0									
<b>Inning Stats</b>	R: 0 E: 0 K: 1 S: 6	H: 0 LOB: 0 BB: 0 P: 9	R: 1 E: 0 K: 2 S: 14	H: 3 LOB: 2 BB: 0 P: 18	R: 1 E: 1 K: 1 S: 13	H: 1 LOB: 1 BB: 1 P: 21	R: 0 E: 0 K: 1 S: 15	H: 2 LOB: 3 BB: 1 P: 24	R: 0 E: 0 K: 1 S: 10	H: 1 LOB: 0 BB: 0 P: 16	R: 0 E: 0 K: 1 S: 7	H: 1 LOB: 1 BB: 0 P: 11	R: 2 E: 0 K: 1 S: 10	H: 2 LOB: 0 BB: 0 P: 14	R: 0 E: 0 K: 1 S: 13	H: 0 LOB: 1 BB: 1 P: 21	R: 0 E: 0 K: 1 S: 9	H: 0 LOB: 1 BB: 1 P: 17	1B: 8 2B: 1 3B: 0 HR: 1	SF: 0 SAC: 0 DP: 1 HBP: 0	WP: 0 PB: 0 SB: 0 CS: 0	PA: 40			
<b>PITCHER</b>	IP	WLS	BF	H	R	ER	SO	BB	IBB	HBP	BLK	WP	HR	S	P	ERA	WHIP								
Jay Witasick, R (1, 1) ERA: 6.05	6.1	W	30	10	4	3	7	2	0	0	0	0	0	1	108	4.26	1.895								
Carlos Almanzar, R (7, 1) ERA: 4.58	0.1	H	1	0	0	0	0	0	0	0	0	0	0	1	2	0.00	0.000								
Kevin Walker, L (7, 1) ERA: 4.64	1.0	H	4	0	0	0	1	1	0	0	0	0	0	13	18	0.00	1.000								
Trevor Hoffman, R (8, 1) ERA: 3.74	1.1	S	5	0	0	0	2	1	0	0	0	0	0	12	23	0.00	0.750								

Montreal Expos @ San Diego Padres  
Qualcomm Stadium, San Diego, CA  
Sun Aug 20 2000, 5:00 PM EDT  
Att: 25,343 - Sunny - 79 F

AB 36  
R 4  
H 10  
RBI 4  
BB 4  
SO 10  
LOB 18



Batter	1	2	3	4	5	6	7	8	9	AB	R	H	RBI	BB	SO	LOB	BOTTOM								
Eric Owens, R (1, 7) OBP: 0.361, SLG: 0.395	G4-3	G1-3	FC6-4		G5-3			G4-3		5	0	0	0	0	0	4									
Damian Jackson, R (1, 6) OBP: 0.335, SLG: 0.347	F2		G6-3				F7			4	0	0	0	0	1	0									
Ryan Klesko, L (1, 3) OBP: 0.398, SLG: 0.570							F8			2	1	1	0	2	0	0									
Phil Nevin, R (1, 5) OBP: 0.374, SLG: 0.549	FC5-4						F9			4	1	2	0	0	0	1									
Bret Boone, R (1, 4) OBP: 0.327, SLG: 0.425		F8 G4-3 1B	E3 2B G1-3				F9			3	2	1	0	1	0	1									
John Mabry, L (1, 9) OBP: 0.313, SLG: 0.405										4	1	1	1	0	2	4									
Mike Darr, L (8, 9) OBP: 0.330, SLG: 0.416										0	0	0	0	0	0	0									
Trevor Hoffman, R (8, 1)										0	0	0	0	0	0	0									
Ruben Rivera, R (1, 8) OBP: 0.304, SLG: 0.424		F8	G1-3		F3		F8			4	0	0	1	0	0	5									
Wiki Gonzalez, R (1, 2) OBP: 0.300, SLG: 0.322										2	0	0	0	2	0	0									
Jay Witasick, R (1, 1) OBP: 0.143, SLG: 0.143										3	0	2	2	0	0	0									
Carlos Almanzar, R (7, 1) ERA: 4.73										0	0	0	0	0	0	0									
Kevin Walker, L (7, 1) OBP: 0.250, SLG: 0.250										0	0	0	0	0	0	0									
29 Kory DeHaan, L (8, 9) OBP: 0.239, SLG: 0.301										1	0	0	0	0	1	0									
<b>Inning Stats</b>	R: 0 E: 0 K: 0 S: 11	H: 0 LOB: 1 BB: 1 P: 15	R: 1 E: 0 K: 0 S: 12	H: 2 LOB: 2 BB: 1 P: 18	R: 4 E: 1 K: 0 S: 14	H: 4 LOB: 2 BB: 1 P: 24	R: 0 E: 0 K: 2 S: 17	H: 1 LOB: 3 BB: 2 P: 29	R: 0 E: 0 K: 0 S: 8	H: 0 LOB: 0 BB: 0 P: 10	R: 0 E: 0 K: 0 S: 7	H: 0 LOB: 0 BB: 0 P: 10	R: 0 E: 0 K: 1 S: 6	H: 0 LOB: 0 BB: 0 P: 10	R: 0 E: 0 K: 1 S: 7	H: 0 LOB: 0 BB: 0 P: 8	1B: 6 2B: 1 3B: 0 HR: 0	SF: 0 SAC: 0 DP: 0 HBP: 0	WP: 0 PB: 0 SB: 0 CS: 0	PA: 37					
<b>PITCHER</b>	IP	WLS	BF	H	R	ER	SO	BB	IBB	HBP	BLK	WP	HR	S	P	ERA	WHIP								
Felipe Lira, R (1, 1) ERA: 4.73	3.0	L	19	6	5	2	0	1	2	0	0	0	0	37	57	6.00	2.333								
Mike Johnson, R (4, 1) ERA: 6.61	3.0		12	1	0	0	2	2	0	0	0	0	0	32	49	0.00	1.000								
51 Scott Forster, L (7, 1) ERA: 5.0	2.0		6	0	0	0	2	0	0	0	0	0	0	13	18	0.00	0.000								

Montreal Expos @ San Diego Padres  
Qualcomm Stadium, San Diego, CA  
Sun Aug 20 2000, 5:00 PM EDT  
Att: 25,343 - Sunny - 79 F


AB 32  
R 5  
H 7  
RBI 4  
BB 5  
SO 4  
LOB 15





Batter	1	2	3	4	5	6	7	8	9	10	AB	R	H	RBI	BB	SO	LOB	TOP								
Lenny Harris, L OBP: 0.310, SLG: 0.397 (1, 3)	F7		G1-3		K				F9		5	0	1	0	0	1	2	<b>New York Mets @ San Diego Padres</b> Qualcomm Stadium, San Diego, CA Mon Aug 21 2000, 10:05 PM EDT Att. 21,234 - Sunny - 73 F								
Derek Bell, R OBP: 0.364, SLG: 0.450 (1, 9)	K		F3			K	FC1 1B		B2		5	0	0	1	0	2	3									
Edgardo Alfonzo, R OBP: 0.426, SLG: 0.519 (1, 4)	G4-3			G6-3		1B HR 1B	F8		F8		5	1	1	0	0	0	2									
31 Mike Piazza, R OBP: 0.410, SLG: 0.652 (1, 2)		G6-3		1B F9-3-2 1B		F8	F9			1B	5	0	2	0	0	0	3									
Robin Ventura, L OBP: 0.354, SLG: 0.466 (1, 5)				1B		HR 1B		K	F7		5	1	3	0	0	1	1									
Benny Agbayani, R OBP: 0.391, SLG: 0.498 Joe McEwing, R OBP: 0.258, SLG: 0.402 (1, 7) (8, 7)	F7			1B		HR	F7		F7		4	1	2	3	0	0	1									
Jay Payton, R OBP: 0.337, SLG: 0.442 (1, 8)	F7			1B		HR	G4-3		F9		4	0	0	0	0	0	4									
Mike Bordick, R OBP: 0.345, SLG: 0.476 (1, 6)				SH3-4 1B		F2		E6 1B FC1	G5-3		4	1	1	0	0	0	0									
Glendon Rusch, L OBP: 0.122, SLG: 0.053 Bubba Trammell, R OBP: 0.346, SLG: 0.472 Rick White, R OBP: 0.500, SLG: 0.500 Darryl Hamilton, L OBP: 0.367, SLG: 0.463 Dennis Cook, L (1, 1) (7, PH) (7, 1) (9, PH) (9, 1)			SH3-4		G6-3		F9			BB	1	0	0	0	0	0	0									
<b>Inning Stats</b>	R: 0 E: 0 K: 1 S: 7	H: 0 LOB: 0 BB: 0 P: 13	R: 0 E: 0 K: 0 S: 6	H: 1 LOB: 1 BB: 0 P: 7	R: 0 E: 0 K: 0 S: 10	H: 1 LOB: 1 BB: 0 P: 18	R: 0 E: 0 K: 1 S: 10	H: 3 LOB: 2 BB: 0 P: 17	R: 0 E: 0 K: 1 S: 10	H: 0 LOB: 0 BB: 0 P: 13	R: 3 E: 0 K: 1 S: 13	H: 3 LOB: 0 BB: 0 P: 16	R: 1 E: 1 K: 0 S: 8	H: 1 LOB: 2 BB: 0 P: 14	R: 0 E: 0 K: 1 S: 7	H: 0 LOB: 0 BB: 0 P: 10	R: 0 E: 0 K: 0 S: 5		H: 0 LOB: 1 BB: 0 P: 13	R: 0 E: 0 K: 0 S: 9	H: 1 LOB: 1 BB: 0 P: 16	1B: 9 2B: 1 3B: 0 HR: 1	SF: 0 SAC: 1 DP: 1 HBP: 0	WP: 0 PA: 42 PB: 0 SB: 0 CS: 0		
<b>PITCHER</b>	IP 9.0	WLS 38	H 9	R 4	ER 3	SO 4	BB 1	IBB 0	HBP 0	BLK 0	WP 0	HR 1	S 76	P 121	ERA 3.00	WHIP 1.111										
Woody Williams, R ERA: 4.18 Trevor Hoffman, R ERA: 3.67 (1, 1) (10, 1)	1.0	W	4	1	0	0	0	0	0	0	0	0	9	16	0.00	1.000										

AB	40
R	4
H	10
RBI	4
BB	1
SO	4
LOB	18





Batter	1	2	3	4	5	6	7	8	9	10	AB	R	H	RBI	BB	SO	LOB	BOTTOM								
Eric Owens, R OBP: 0.359, SLG: 0.393 (1, 7)	L4			K			G3		K		5	0	1	0	0	2	1	<b>New York Mets @ San Diego Padres</b> Qualcomm Stadium, San Diego, CA Mon Aug 21 2000, 10:05 PM EDT Att. 21,234 - Sunny - 73 F								
Desi Relaford, S OBP: 0.364, SLG: 0.332 (1, 6)	K	BB 1B		F8			E8		BB		3	0	0	1	2	1	0									
Ryan Klesko, L OBP: 0.398, SLG: 0.566 (1, 3)	CS 1B BB	K			G4-6-3 1B		F7		K		4	1	1	0	1	2	6									
Phil Nevin, R OBP: 0.374, SLG: 0.547 (1, 5)	SAFE 1B		P3		G4-6-3 1-2f		F3			FC5-4 BB	4	0	1	1	1	0	2									
Bret Boone, R OBP: 0.326, SLG: 0.423 (1, 4)	K				F9			K		K	5	1	1	0	0	3	2									
Ruben Rivera, R OBP: 0.305, SLG: 0.428 (1, 8)		1B BB HBP		1B	3B		K	F2		FC5-4 1B BB	4	3	1	1	0	1	1									
Mike Darr, L OBP: 0.344, SLG: 0.427 (1, 9)		BB 1B		1B	L3 1B		K	F7		BB DI 1B	5	0	3	1	0	1	0									
Wili Gonzalez, R OBP: 0.302, SLG: 0.318 (1, 2)	F7		L3						F8	BB	3	0	0	0	2	0	3									
Woody Williams, R OBP: 0.318, SLG: 0.462 Joe Vitello, R OBP: 0.353, SLG: 0.563 Damian Jackson, R OBP: 0.335, SLG: 0.347 Trevor Hoffman, R OBP: 0.335, SLG: 0.347 Dave Magadan, L OBP: 0.385, SLG: 0.341 (1, 1) (9, PH) (9, PR) (10, 1) (10, PH)		K		K			P4			BB	3	0	0	0	0	2	3									
<b>Inning Stats</b>	R: 1 E: 0 K: 2 S: 22	H: 1 LOB: 1 BB: 1 P: 34	R: 1 E: 0 K: 2 S: 21	H: 2 LOB: 3 BB: 1 P: 36	R: 2 E: 0 K: 0 S: 9	H: 3 LOB: 0 BB: 0 P: 18	R: 0 E: 0 K: 2 S: 9	H: 0 LOB: 0 BB: 0 P: 14	R: 0 E: 0 K: 0 S: 5	H: 1 LOB: 0 BB: 0 P: 6	R: 0 E: 0 K: 2 S: 9	H: 0 LOB: 1 BB: 1 P: 17	R: 0 E: 1 K: 0 S: 11	H: 0 LOB: 1 BB: 0 P: 17	R: 0 E: 0 K: 1 S: 10	H: 0 LOB: 0 BB: 0 P: 14	R: 0 E: 0 K: 2 S: 11		H: 0 LOB: 2 BB: 2 P: 23	R: 1 E: 0 K: 1 S: 10	H: 1 LOB: 3 BB: 3 P: 25	1B: 7 2B: 1 3B: 1 HR: 0	SF: 0 SAC: 0 DP: 2 HBP: 1	WP: 0 PA: 45 PB: 0 SB: 1 CS: 1		
<b>PITCHER</b>	IP 6.0	WLS 27	H 7	R 4	ER 3	SO 8	BB 3	IBB 0	HBP 1	BLK 0	WP 0	HR 0	S 75	P 125	ERA 4.50	WHIP 1.667										
Glendon Rusch, L ERA: 4.42 Rick White, R ERA: 2.98 Dennis Cook, L ERA: 6.1 (1, 1) (7, 1) (9, 1)	2.0	L	11	1	1	3	5	0	0	0	0	0	21	48	5.40	3.600										

AB	36
R	5
H	8
RBI	5
BB	8
SO	12
LOB	18





Batter	1	2	3	4	5	6	7	8	9	AB	R	H	RBI	BB	SO	LOB	TOP											
Lenny Harris, L OBP: 0.308, SLG: 0.393	G1-3 1B		G6-4-3		G3-1			G6-3		4	0	1	0	0	0	3	<p><b>New York Mets @ San Diego Padres</b> Qualcomm Stadium, San Diego, CA</p> <p>Tue Aug 22 2000, 5:05 PM EDT Att: 24,919 - Sunny - 77 F</p> <p>livebaseballscorecards.com</p> <p>AB 31 R 1 H 7 RBI 1 BB 3 SO 7 LOB 13</p> 											
Mike Bordick, R OBP: 0.345, SLG: 0.476 20 Kurt Abbott, R OBP: 0.301, SLG: 0.402	F5				K					2	0	1	1	0	0	1												
Robin Ventura, L OBP: 0.352, SLG: 0.463 Joe McEwing, R OBP: 0.254, SLG: 0.395	G1-3		F9					K		2	0	0	0	0	2													
Todd Zeile, R OBP: 0.368, SLG: 0.497	L3									3	0	0	0	1	0													
Darryl Hamilton, L OBP: 0.340, SLG: 0.422										4	0	0	0	0	2													
Benny Aguiar, R OBP: 0.259, SLG: 0.458 Turk Wendell, L OBP: 0.256, SLG: 0.250 John Franco, L OBP: 0.333, SLG: 0.333 Rick White, R OBP: 0.333, SLG: 0.333 Armando Benitez, R OBP: 0.365, SLG: 0.450 Derek Bell, R OBP: 0.365, SLG: 0.450	K									2	0	1	0	0	0													
Jay Payton, R OBP: 0.333, SLG: 0.438	G6-3									4	0	0	0	0	2													
Todd Pratt, R OBP: 0.351, SLG: 0.455										3	1	2	0	0	0													
Pat Mahomes, R OBP: 0.267, SLG: 0.286 Bubba Trammell, R OBP: 0.347, SLG: 0.472										1	0	1	0	0	0													
										2	0	1	0	0	1													
<b>Inning Stats</b>	R: 0 H: 1 E: 0 K: 0 S: 10	H: 1 LOB: 1 BB: 0 P: 13	R: 0 H: 0 E: 0 K: 2 S: 8	H: 0 LOB: 0 BB: 0 P: 12	R: 1 H: 3 E: 0 K: 0 S: 9	H: 3 LOB: 1 BB: 0 P: 14	R: 0 H: 1 E: 0 K: 0 S: 5	H: 1 LOB: 1 BB: 1 P: 11	R: 0 H: 1 E: 0 K: 1 S: 14	H: 1 LOB: 0 BB: 0 P: 22	R: 0 H: 0 E: 0 K: 2 S: 7	H: 0 LOB: 0 BB: 0 P: 13	R: 0 H: 0 E: 0 K: 1 S: 8	H: 0 LOB: 0 BB: 0 P: 9	R: 0 H: 1 E: 0 K: 1 S: 6	H: 1 LOB: 1 BB: 1 P: 12		R: 0 H: 0 E: 0 K: 0 S: 9	H: 0 LOB: 1 BB: 1 P: 19	1B: 6 2B: 2 3B: 0 HR: 0	SF: 0 SAC: 0 DP: 2 HBP: 0	WP: 0 PB: 0 SB: 2 CS: 0	PA: 34					
<b>PITCHER</b>	IP	WLS	BF	H	R	ER	SO	BB	IBB	HBP	BLK	WP	HR	S	P	ERA		WHIP										
Adam Eaton, R ERA: 2.89	6.0	W	23	6	1	1	5	1	0	0	0	0	0	53	85	1.50		1.167										
Todd Erdos, R ERA: 5.18	3.0	S	11	1	0	0	2	2	0	0	0	0	0	23	40	0.00	1.000											

Batter	1	2	3	4	5	6	7	8	9	AB	R	H	RBI	BB	SO	LOB	BOTTOM											
Damian Jackson, R OBP: 0.339, SLG: 0.363	L7		K							5	1	3	5	0	1	1	<p><b>New York Mets @ San Diego Padres</b> Qualcomm Stadium, San Diego, CA</p> <p>Tue Aug 22 2000, 5:05 PM EDT Att: 24,919 - Sunny - 77 F</p> <p>livebaseballscorecards.com</p> <p>AB 37 R 16 H 12 RBI 15 BB 8 SO 7 LOB 13</p> 											
Desi Relaford, S OBP: 0.359, SLG: 0.327	G3		K							5	1	0	1	0	1	3												
Ryan Klesko, L OBP: 0.399, SLG: 0.563 Todd Erdos, R	G3		HR							2	1	0	0	2	1	0												
Phil Nevin, R OBP: 0.374, SLG: 0.552 Dave Magadan, L OBP: 0.387, SLG: 0.344	L9		HR							3	1	1	2	0	0	1												
John Mabry, L OBP: 0.322, SLG: 0.437	G3		HR							4	3	2	1	1	1	1												
Mike Dam, L OBP: 0.330, SLG: 0.407 29 Kory DeHaan, L OBP: 0.247, SLG: 0.321	G3		G4-3							4	0	0	0	0	1	2												
Ruben Rivera, R OBP: 0.309, SLG: 0.430	BB		2B							3	2	1	0	2	2	0												
Wiki Gonzalez, R OBP: 0.310, SLG: 0.329 George Williams, S	HR		2B							2	3	2	1	1	0	0												
Adam Eaton, R OBP: 0.441, SLG: 0.393 Joe Vitiello, R OBP: 0.342, SLG: 0.545	HR		2B							2	1	1	2	1	0	1												
										1	1	0	0	1	0	2												
<b>Inning Stats</b>	R: 5 H: 2 E: 0 K: 0 S: 15	H: 2 LOB: 0 BB: 3 P: 34	R: 5 H: 5 E: 0 K: 2 S: 24	H: 5 LOB: 1 BB: 1 P: 41	R: 0 H: 0 E: 0 K: 1 S: 11	H: 0 LOB: 1 BB: 1 P: 18	R: 1 H: 2 E: 0 K: 1 S: 11	H: 2 LOB: 0 BB: 0 P: 21	R: 0 H: 0 E: 0 K: 1 S: 9	H: 0 LOB: 0 BB: 0 P: 13	R: 0 H: 0 E: 0 K: 2 S: 9	H: 0 LOB: 0 BB: 0 P: 15	R: 5 H: 3 E: 1 K: 0 S: 18	H: 3 LOB: 2 BB: 3 P: 36	R: 0 H: 0 E: 0 K: 0 S: 6	H: 0 LOB: 0 BB: 0 P: 12		1B: 3 2B: 6 3B: 0 HR: 3	SF: 0 SAC: 0 DP: 0 HBP: 0	WP: 0 PB: 0 SB: 1 CS: 0	PA: 45							
<b>PITCHER</b>	IP	WLS	BF	H	R	ER	SO	BB	IBB	HBP	BLK	WP	HR	S	P	ERA		WHIP										
Pat Mahomes, R ERA: 5.27	4.0	L	24	7	10	10	3	5	0	0	0	0	0	11	21	9.00		2.000										
Turk Wendell, R ERA: 3.39	1.0		5	2	1	1	1	0	0	0	0	0	0	9	13	0.00	0.000											
John Franco, L ERA: 2.55	1.0		3	0	0	0	1	0	0	0	0	0	0	9	15	0.00	0.000											
Armando Benitez, R ERA: 2.47	1.0		3	0	0	0	2	0	0	0	0	0	0	9	15	0.00	0.000											
Derek Bell, R ERA: 36.0	1.0		10	3	5	4	0	3	0	0	0	0	0	18	36	36.00	6.000											







Batter	1	2	3	4	5	6	7	8	9	AB	R	H	RBI	BB	SO	LOB	TOP										
<b>Eric Owens, R</b> OBP: 0.359, SLG: 0.391 (1, 7)										5	1	2	0	0	1	2	<b>San Diego Padres @ Milwaukee Brewers</b> Milwaukee County Stadium, Milwaukee, WI Fri Aug 25 2000, 8:05 PM EDT Att: 20,389 - Cloudy - 77 F										
<b>Damian Jackson, R</b> OBP: 0.344, SLG: 0.375 (1, 6)										4	1	2	0	1	0	1											
<b>Ryan Klesko, L</b> OBP: 0.399, SLG: 0.560 (1, 3)										4	0	1	0	1	0	3											
<b>Phil Nevin, R</b> OBP: 0.373, SLG: 0.546 (1, 5)										4	1	1	1	1	1	3											
<b>John Mabry, L</b> OBP: 0.316, SLG: 0.426 <b>Ruben Rivera, R</b> OBP: 0.306, SLG: 0.425 (7, 8)										4	1	1	1	0	1	2											
<b>Bret Boone, R</b> OBP: 0.327, SLG: 0.424 (1, 4)										4	0	2	1	0	0	2											
<b>Mike Darr, L</b> OBP: 0.340, SLG: 0.424 (7, 9)										4	0	3	1	0	0	1											
<b>Wiki Gonzalez, R</b> OBP: 0.306, SLG: 0.320 (1, 2)										3	0	0	0	1	1	3											
<b>Brian Tollberg, R</b> OBP: 0.130, SLG: 0.130 <b>Joe Vitello, R</b> OBP: 0.310, SLG: 0.486 <b>Heathcliff Slocumb, R</b> <b>Kevin Walker, L</b> OBP: 0.250, SLG: 0.250 (8, PH) (8, 1) (9, 1)										2	0	0	0	0	0	2											
<b>Inning Stats</b>	R: 1 E: 0 K: 0 S: 11	H: 2 LOB: 1 BB: 0 P: 17	R: 0 E: 0 K: 2 S: 12	H: 2 LOB: 2 BB: 0 P: 20	R: 3 E: 0 K: 0 S: 16	H: 4 LOB: 2 BB: 1 P: 28	R: 0 E: 0 K: 0 S: 6	H: 0 LOB: 0 BB: 0 P: 8	R: 0 E: 0 K: 0 S: 8	H: 1 LOB: 1 BB: 0 P: 11	R: 0 E: 0 K: 1 S: 11	H: 1 LOB: 1 BB: 2 P: 15	R: 0 E: 0 K: 1 S: 6	H: 0 LOB: 1 BB: 2 P: 14	R: 0 E: 0 K: 1 S: 7	H: 1 LOB: 2 BB: 1 P: 22		1B: 11 2B: 2 3B: 0 HR: 0	SF: 0 SAC: 1 DP: 1 HBP: 0	WP: 0 PB: 0 SB: 1 CS: 1	PA: 41						
<b>PITCHER</b>	IP	WLS	BF	H	R	ER	SO	BB	IBB	HBP	BLK	WP	HR	S	P	ERA	WHIP										
<b>Jamey Wright, R</b> ERA: 4.27 <b>David Weathers, R</b> ERA: 3.39 <b>Valerio De Los Santos, L</b> ERA: 5.7 <b>Ray King, L</b> ERA: 2.25	5.0	L	25	9	4	4	2	1	0	0	0	0	0	53	84	7.20	2.000										

Batter	1	2	3	4	5	6	7	8	9	AB	R	H	RBI	BB	SO	LOB	BOTTOM										
<b>James Mouton, R</b> OBP: 0.355, SLG: 0.314 (1, 8)										3	0	0	0	1	1	0	<b>San Diego Padres @ Milwaukee Brewers</b> Milwaukee County Stadium, Milwaukee, WI Fri Aug 25 2000, 8:05 PM EDT Att: 20,389 - Cloudy - 77 F										
<b>Mark Loretta, R</b> OBP: 0.378, SLG: 0.458 (1, 6)										4	0	1	0	0	2	1											
<b>Geoff Jenkins, L</b> OBP: 0.363, SLG: 0.581 (1, 7)										3	0	2	0	1	0	0											
<b>Richie Sexson, R</b> OBP: 0.333, SLG: 0.501 (1, 3)										3	0	1	0	1	1	3											
<b>Jeremy Burnitz, L</b> OBP: 0.340, SLG: 0.441 (1, 9)										4	0	1	0	0	0	3											
<b>Charlie Hayes, R</b> OBP: 0.353, SLG: 0.373 (1, 5)										4	0	0	0	0	0	1											
<b>Ronnie Belliard, R</b> OBP: 0.353, SLG: 0.392 (1, 4)										3	0	1	0	0	1	0											
<b>Henry Blanco, R</b> OBP: 0.321, SLG: 0.384 (1, 2)										3	0	0	0	0	1	1											
<b>Jamey Wright, R</b> ERA: 4.27 <b>Angel Echevarria, R</b> ERA: 2.37, SLG: 0.320 <b>David Weathers, R</b> ERA: 3.39 <b>Valerio De Los Santos, L</b> ERA: 5.7 <b>Mark Sweeney, L</b> ERA: 3.20, SLG: 0.333 <b>Ray King, L</b> ERA: 2.25 (1, 1) (5, PH) (8, 1) (8, 1) (9, 1)										1	0	0	0	0	0	0											
<b>Inning Stats</b>	R: 0 E: 0 K: 1 S: 10	H: 0 LOB: 2 BB: 3 P: 23	R: 0 E: 0 K: 0 S: 5	H: 0 LOB: 0 BB: 0 P: 5	R: 0 E: 0 K: 2 S: 15	H: 2 LOB: 0 BB: 0 P: 21	R: 0 E: 0 K: 1 S: 10	H: 1 LOB: 1 BB: 0 P: 17	R: 0 E: 0 K: 1 S: 8	H: 0 LOB: 0 BB: 0 P: 10	R: 0 E: 0 K: 0 S: 6	H: 1 LOB: 0 BB: 0 P: 9	R: 0 E: 0 K: 1 S: 5	H: 0 LOB: 0 BB: 0 P: 8	R: 0 E: 0 K: 0 S: 10	H: 0 LOB: 0 BB: 0 P: 14		R: 0 E: 0 K: 0 S: 7	H: 2 LOB: 1 BB: 0 P: 10	1B: 5 2B: 0 3B: 1 HR: 0	SF: 0 SAC: 0 DP: 2 HBP: 0	WP: 0 PB: 0 SB: 0 CS: 1	PA: 33				
<b>PITCHER</b>	IP	WLS	BF	H	R	ER	SO	BB	IBB	HBP	BLK	WP	HR	S	P	ERA	WHIP										
<b>Brian Tollberg, R</b> ERA: 3.01 <b>Heathcliff Slocumb, R</b> ERA: 5.28 <b>Kevin Walker, L</b> ERA: 4.56	7.0	W	26	4	0	0	6	3	0	0	0	0	0	59	93	0.00	1.000										



Batter	1	2	3	4	5	6	7	8	9	10	AB	R	H	RBI	BB	SO	LOB	TOP	
<b>Eric Owens, R</b> OBP: 0.360, SLG: 0.395 (1, 7)	4-1 BB BB		1-0 SF8 2B	1-1 FC6-4 FC5-4 1-2r 3-H		2-1 1B 2B		1-0 G6-4-3 1-2r		2-3 K	5	1	2	1	1	1	3		
<b>Damian Jackson, R</b> OBP: 0.342, SLG: 0.372 (1, 6)	0-1 P4		3-2 E3 CS	3-2 F7		2-0 1B			1-1 G4-3		5	0	1	0	0	0	3		
<b>Ryan Klesko, L</b> OBP: 0.399, SLG: 0.558 (1, 3)	4-1 BB		3-2 SF8	0-0 FC5-4 1-2r		0-2 P4			0-1 1B		3	0	1	1	1	0	3		
<b>Phil Nevin, R</b> OBP: 0.371, SLG: 0.549 (1, 5)	0-1 F8		1-1 HR		1-1 F7			1-0 G4-3		1-3 K	5	1	1	1	0	1	3		
<b>Mike Darr, L</b> OBP: 0.343, SLG: 0.433 (1, 9)	2-1 G3		2-1 1B		0-0 FC5 2B			1-2 G6-3		1-0 F7	5	0	2	0	0	0	3		
<b>Bret Boone, R</b> OBP: 0.326, SLG: 0.421 (1, 4)		1-3 K	3-2 FC5-4 1B		3-1 FC5			0-1 G6-3		0-1 G6-3	5	0	1	0	0	1	1		
<b>Ruben Rivera, R</b> OBP: 0.304, SLG: 0.421 (1, 8)		2-2 G1-3 1B	1-0 FC5-4 1-2r		1-0 F9			3-3 K		1-1 F3	5	0	1	0	0	1	3	AB 42	
<b>Wili Gonzalez, R</b> OBP: 0.311, SLG: 0.343 (1, 2)		2-1 G1-3 1-3		1-1 SH FC6-4 2B		0-1 L4		3-1 HR		2-0 E8 1B	5	3	3	1	0	0	1	R 5	
<b>Jay Witasick, R</b> OBP: 0.126, SLG: 0.125 (7, 1) <b>Kevin Walker, L</b> ERA: 4.47 <b>John Mabry, L</b> OBP: 0.250, SLG: 0.250 (8, PR) <b>Donne Wall, R</b> ERA: 4.430 (8, 1) <b>Carlos Almanzar, R</b> OBP: 0.299, SLG: 0.348 (9, PR) <b>Dave Magadan, L</b> OBP: 0.287, SLG: 0.321 (10, PR) <b>Trevor Hoffman, R</b> ERA: 3.603 (10, 1)		0-3 K		0-0 SH FC6-4 2B		0-3 K		3-2 HR		3-2 1B	2	0	0	0	0	2	1	H 14	
<b>Inning Stats</b>	R: 0 E: 0 K: 0 S: 8	H: 0 LOB: 2 BB: 2 P: 18	R: 0 E: 0 K: 2 S: 12	H: 1 LOB: 1 BB: 0 P: 17	R: 2 E: 1 K: 0 S: 16	H: 4 LOB: 2 BB: 0 P: 30	R: 1 E: 0 K: 0 S: 10	H: 1 LOB: 1 BB: 0 P: 15	R: 0 E: 0 K: 1 S: 6	H: 2 LOB: 0 BB: 0 P: 8	R: 1 E: 0 K: 1 S: 13	H: 2 LOB: 0 BB: 0 P: 23	R: 0 E: 0 K: 1 S: 8	H: 1 LOB: 1 BB: 0 P: 11	R: 1 E: 1 K: 1 S: 11	H: 2 LOB: 1 BB: 0 P: 19	1B: 8 2B: 4 3B: 0 HR: 2	SF: 1 SAC: 1 DP: 1 HBP: 0	WP: 0 PA: 46
<b>PITCHER</b>	IP WLS BF H R ER SO BB IBB HBP BLK WP HR S P ERA WHIP	IP WLS BF H R ER SO BB IBB HBP BLK WP HR S P ERA WHIP	IP WLS BF H R ER SO BB IBB HBP BLK WP HR S P ERA WHIP	IP WLS BF H R ER SO BB IBB HBP BLK WP HR S P ERA WHIP	IP WLS BF H R ER SO BB IBB HBP BLK WP HR S P ERA WHIP	IP WLS BF H R ER SO BB IBB HBP BLK WP HR S P ERA WHIP	IP WLS BF H R ER SO BB IBB HBP BLK WP HR S P ERA WHIP	IP WLS BF H R ER SO BB IBB HBP BLK WP HR S P ERA WHIP	IP WLS BF H R ER SO BB IBB HBP BLK WP HR S P ERA WHIP	IP WLS BF H R ER SO BB IBB HBP BLK WP HR S P ERA WHIP	IP WLS BF H R ER SO BB IBB HBP BLK WP HR S P ERA WHIP	IP WLS BF H R ER SO BB IBB HBP BLK WP HR S P ERA WHIP	IP WLS BF H R ER SO BB IBB HBP BLK WP HR S P ERA WHIP	IP WLS BF H R ER SO BB IBB HBP BLK WP HR S P ERA WHIP	IP WLS BF H R ER SO BB IBB HBP BLK WP HR S P ERA WHIP	IP WLS BF H R ER SO BB IBB HBP BLK WP HR S P ERA WHIP	IP WLS BF H R ER SO BB IBB HBP BLK WP HR S P ERA WHIP	IP WLS BF H R ER SO BB IBB HBP BLK WP HR S P ERA WHIP	IP WLS BF H R ER SO BB IBB HBP BLK WP HR S P ERA WHIP

San Diego Padres @ Milwaukee Brewers  
Milwaukee County Stadium, Milwaukee, WI  
Sat Aug 26 2000, 8:05 PM EDT  
Att: 20,240 - Cloudy - 73 F

AB 42  
R 5  
H 14  
RBI 5  
BB 2  
SO 6  
LOB 21



Batter	1	2	3	4	5	6	7	8	9	10	AB	R	H	RBI	BB	SO	LOB	BOTTOM	
<b>Marquis Grissom, R</b> OBP: 0.283, SLG: 0.341 (1, 8)	3-2 G1-3		0-3 K		1-1 F8		2-2 E5 G4-3 1B		1-2 G6-3	0-0 E6 1B	6	2	1	0	0	1	2		
<b>Mark Loretta, R</b> OBP: 0.383, SLG: 0.454 (1, 6)	4-1 BB		0-2 G6-3		1-2 G1-3		4-0 G3 G4-3 IBB		4-2 BB S BB	0-0 1B	2	0	0	0	3	0	0		
<b>James Mouton, R</b> OBP: 0.359, SLG: 0.319 (9, PR) (10, 9)	2B BB		2-1 G4-3		4-0 BB		1-2 G4-3		0-0 F9	2-H 3-H 1B	4	0	1	0	1	0	3		
<b>Geoff Jenkins, L</b> OBP: 0.364, SLG: 0.580 (1, 7)	1-2 2B		1-3 K		1-1 G5-3		4-0 G3 IBB		4-2 BB BB	1-2 BB	3	0	0	0	2	1	3		
<b>Richie Sexson, R</b> OBP: 0.334, SLG: 0.498 (1, 3)	0-0 G5-3		1-3 K		1-1 G5-3		4-0 G3 IBB		4-2 BB BB	4-1 BB	3	0	1	1	2	0	2		
<b>Jeromy Burnitz, L</b> OBP: 0.342, SLG: 0.440 (1, 9) <b>Curt Leskanic, R</b> ERA: 2.79 (10, 1)	4-0 IBB			2-1 F8		0-0 FC5-4 1B		0-1 G3		4-1 BB	3	0	1	1	2	0	2		
<b>Charlie Hayes, R</b> OBP: 0.346, SLG: 0.368 (1, 5)	3-2 F9		0-0 G4-3		0-0 G4-3		2-2 FC5-4 FC4-6 1-2r		3-3 K	0-1 F9	5	0	0	0	0	1	9		
<b>Ronnie Belliard, R</b> OBP: 0.352, SLG: 0.389 (1, 4)		3-3 K		4-0 HR BB		0-2 FC4-6 3B		0-1 F9		2-3 K	4	2	0	0	1	2	1	AB 37	
<b>Raul Casanova, S</b> OBP: 0.331, SLG: 0.430 (1, 2)		0-1 SH3-4 1B		0-0 HR		1-1 G3-1 2-H 3B		2-1 G3-1		3-3 K	5	1	3	3	0	1	0	R 6	
<b>Paul Rigdon, R</b> ERA: 6.005 (1, 1) <b>Valerio De Los Santos, L</b> ERA: 4.47 (8, PR) <b>Mark Sweeney, L</b> OBP: 0.316, SLG: 0.327 (7, 1) <b>Juan Acevedo, R</b> ERA: 3.6 (8, PR) <b>Tyler Houston, L</b> OBP: 0.287, SLG: 0.369 (10, 9)		0-1 SH3-4		3-2 G3-1		1-1 F7		0-0 G5-3		0-0 E 1B	1	0	0	0	0	0	0	H 8	
<b>Inning Stats</b>	R: 0 E: 0 K: 0 S: 12	H: 1 LOB: 3 BB: 2 P: 27	R: 0 E: 0 K: 2 S: 13	H: 1 LOB: 1 BB: 0 P: 16	R: 0 E: 0 K: 1 S: 8	H: 0 LOB: 0 BB: 0 P: 11	R: 2 E: 0 K: 0 S: 7	H: 1 LOB: 0 BB: 1 P: 16	R: 0 E: 0 K: 0 S: 7	H: 0 LOB: 1 BB: 0 P: 14	R: 1 E: 1 K: 1 S: 13	H: 1 LOB: 2 BB: 2 P: 27	R: 0 E: 0 K: 0 S: 5	H: 0 LOB: 3 BB: 3 P: 28	R: 2 E: 1 K: 2 S: 11	H: 2 LOB: 1 BB: 0 P: 16	1B: 5 2B: 1 3B: 1 HR: 1	SF: 0 SAC: 1 DP: 0 HBP: 0	WP: 0 PA: 47
<b>PITCHER</b>	IP WLS BF H R ER SO BB IBB HBP BLK WP HR S P ERA WHIP	IP WLS BF H R ER SO BB IBB HBP BLK WP HR S P ERA WHIP	IP WLS BF H R ER SO BB IBB HBP BLK WP HR S P ERA WHIP	IP WLS BF H R ER SO BB IBB HBP BLK WP HR S P ERA WHIP	IP WLS BF H R ER SO BB IBB HBP BLK WP HR S P ERA WHIP	IP WLS BF H R ER SO BB IBB HBP BLK WP HR S P ERA WHIP	IP WLS BF H R ER SO BB IBB HBP BLK WP HR S P ERA WHIP	IP WLS BF H R ER SO BB IBB HBP BLK WP HR S P ERA WHIP	IP WLS BF H R ER SO BB IBB HBP BLK WP HR S P ERA WHIP	IP WLS BF H R ER SO BB IBB HBP BLK WP HR S P ERA WHIP	IP WLS BF H R ER SO BB IBB HBP BLK WP HR S P ERA WHIP	IP WLS BF H R ER SO BB IBB HBP BLK WP HR S P ERA WHIP	IP WLS BF H R ER SO BB IBB HBP BLK WP HR S P ERA WHIP	IP WLS BF H R ER SO BB IBB HBP BLK WP HR S P ERA WHIP	IP WLS BF H R ER SO BB IBB HBP BLK WP HR S P ERA WHIP	IP WLS BF H R ER SO BB IBB HBP BLK WP HR S P ERA WHIP	IP WLS BF H R ER SO BB IBB HBP BLK WP HR S P ERA WHIP	IP WLS BF H R ER SO BB IBB HBP BLK WP HR S P ERA WHIP	IP WLS BF H R ER SO BB IBB HBP BLK WP HR S P ERA WHIP

San Diego Padres @ Milwaukee Brewers  
Milwaukee County Stadium, Milwaukee, WI  
Sat Aug 26 2000, 8:05 PM EDT  
Att: 20,240 - Cloudy - 73 F

AB 37  
R 6  
H 8  
RBI 6  
BB 9  
SO 6  
LOB 21





Batter	1	2	3	4	5	6	7	8	9	AB	R	H	RBI	BB	SO	LOB	TOP			
<b>Eric Owens, R</b> OBP: 0.359, SLG: 0.393 (1, 7)	F9			F9		G5-3		1B	G1-3	5	1	1	0	0	0	2	<b>San Diego Padres @ Milwaukee Brewers</b> Milwaukee County Stadium, Milwaukee, WI Sun Aug 27 2000, 2:05 PM EDT Att: 21,785 - Sunny - 75 F			
<b>Desi Relaford, S</b> OBP: 0.398, SLG: 0.326 (1, 6)	F2			E4		G3-1		1B		4	0	1	1	0	0	0				
<b>Ryan Klesko, L</b> OBP: 0.400, SLG: 0.556 (1, 3)	G3-1			FC6-4		WP	S	1B		3	0	1	1	1	0	1				
<b>Phil Nevin, R</b> OBP: 0.372, SLG: 0.547 (1, 5)		G1-3				F9			G4-3	3	0	1	0	1	0	1				
<b>Mike Darr, L</b> OBP: 0.330, SLG: 0.416 (1, 9)		K							1B	4	0	0	0	0	2	5				
<b>Damian Jackson, R</b> OBP: 0.343, SLG: 0.377 (1, 4)	F9									4	0	2	0	0	0	0				
<b>Ruben Rivera, R</b> OBP: 0.304, SLG: 0.419 (1, 8)				K						4	0	1	0	0	2	2				
<b>Wiki Gonzalez, R</b> OBP: 0.310, SLG: 0.339 (1, 2)				G5-3						3	0	0	0	1	1	1				
<b>Woody Williams, R</b> John Mabry, R Kevin Walker, R Carlos Almanzar, R Dave Magadan, L Trevor Hoffman, R (1, 1) (5, PH) (8, 1) (8, 1) (9, PH) (9, 1)				G1-3						2	0	0	0	0	1	1				
<b>Inning Stats</b>	R: 0 E: 0 K: 0 S: 6	H: 0 LOB: 0 BB: 0 P: 10	R: 0 E: 0 K: 1 S: 6	H: 0 LOB: 0 BB: 0 P: 8	R: 0 E: 0 K: 1 S: 11	H: 0 LOB: 0 BB: 0 P: 17	R: 0 E: 1 K: 1 S: 11	H: 1 LOB: 2 BB: 0 P: 15	R: 0 E: 0 K: 0 S: 7	H: 0 LOB: 1 BB: 1 P: 15	R: 0 E: 0 K: 0 S: 5	H: 1 LOB: 0 BB: 0 P: 6	R: 2 E: 0 K: 0 S: 13	H: 3 LOB: 2 BB: 2 P: 25	R: 0 E: 0 K: 2 S: 13	H: 1 LOB: 2 BB: 1 P: 21	1B: 6 2B: 1 3B: 0 HR: 0	SF: 0 SAC: 0 DP: 2 HBP: 0	WP: 1 PB: 0 CS: 2	PA: 37
<b>PITCHER</b>	IP	WLS	BF	H	R	ER	SO	BB	IBB	HBP	BLK	WP	HR	S	P	ERA	WHIP			
<b>John Snyder, R</b> ERA: 5.36 (1, 1)	7.0		25	3	0	0	5	1	0	0	0	1	0	55	83	0.00	0.571			
<b>David Weathers, R</b> ERA: 3.67 (8, 1)	0.1	L	4	2	2	2	0	1	0	0	0	0	0	10	16	54.00	9.000			
<b>Valerio De Los Santos, L</b> ERA: 5.61 (8, 1)	0.2		3	1	0	0	0	0	1	0	0	0	0	3	9	0.00	1.500			
<b>Curt Leskanic, R</b> ERA: 2.74 (9, 1)	1.0		5	1	0	0	2	1	0	0	0	0	0	13	21	0.00	2.000			

AB	33
R	2
H	7
RBI	2
BB	4
SO	7
LOB	15



Batter	1	2	3	4	5	6	7	8	9	AB	R	H	RBI	BB	SO	LOB	BOTTOM			
<b>James Mouton, R</b> OBP: 0.360, SLG: 0.317 (1, 8)	G5-3			1B		F7			F8	4	0	1	0	0	0	0	<b>San Diego Padres @ Milwaukee Brewers</b> Milwaukee County Stadium, Milwaukee, WI Sun Aug 27 2000, 2:05 PM EDT Att: 21,785 - Sunny - 75 F			
<b>Mark Loretta, R</b> OBP: 0.375, SLG: 0.444 (1, 6)	P4			L4		F9			G4-3	5	0	0	0	0	3	3				
<b>Geoff Jenkins, L</b> OBP: 0.365, SLG: 0.579 (1, 7)	2B					F8			G4-3	4	1	2	0	0	2	2				
<b>Richie Sexson, R</b> OBP: 0.335, SLG: 0.499 (1, 3)	1B									3	0	1	1	1	2	2				
<b>Jeromy Burnitz, L</b> OBP: 0.342, SLG: 0.439 (1, 9)	K									4	0	1	0	0	1	4				
<b>Raul Casanova, S</b> OBP: 0.335, SLG: 0.425 (1, 2)		G3-1				F8				2	0	0	0	2	0	0				
<b>Tyler Houston, L</b> OBP: 0.281, SLG: 0.500 (1, 5)						F5				3	0	1	0	0	2	2				
<b>Charlie Hayes, R</b> OBP: 0.348, SLG: 0.367 (6, PH) (9, 5)										1	0	0	0	0	2	2				
<b>Ronnie Belliard, R</b> OBP: 0.353, SLG: 0.389 (1, 4)										4	0	2	0	0	1	1				
<b>John Snyder, R</b> Luis Lopez, S David Weathers, R Valerio De Los Santos, L Curt Leskanic, R Mark Sweeney, L (1, 1) (7, PH) (8, 1) (8, 1) (9, 1) (9, PH)										2	0	0	0	0	1	1				
<b>Inning Stats</b>	R: 1 E: 0 K: 1 S: 13	H: 2 LOB: 1 BB: 0 P: 20	R: 0 E: 0 K: 2 S: 11	H: 1 LOB: 0 BB: 0 P: 18	R: 0 E: 0 K: 1 S: 14	H: 2 LOB: 0 BB: 0 P: 22	R: 0 E: 0 K: 0 S: 8	H: 0 LOB: 0 BB: 0 P: 11	R: 0 E: 0 K: 0 S: 10	H: 0 LOB: 2 BB: 2 P: 21	R: 0 E: 0 K: 0 S: 7	H: 1 LOB: 2 BB: 0 P: 11	R: 0 E: 0 K: 1 S: 13	H: 2 LOB: 2 BB: 1 P: 19	R: 0 E: 0 K: 0 S: 5	H: 0 LOB: 0 BB: 0 P: 7	1B: 6 2B: 2 3B: 0 HR: 0	SF: 0 SAC: 1 DP: 0 HBP: 1	WP: 1 PB: 0 CS: 0	PA: 38
<b>PITCHER</b>	IP	WLS	BF	H	R	ER	SO	BB	IBB	HBP	BLK	WP	HR	S	P	ERA	WHIP			
<b>Woody Williams, R</b> ERA: 4.02 (1, 1)	7.0	W	30	6	1	1	4	2	0	1	0	1	0	71	116	1.29	1.143			
<b>Kevin Walker, L</b> ERA: 4.45 (8, 1)	0.1	H	3	1	0	0	1	1	0	0	0	0	0	9	15	0.00	6.000			
<b>Carlos Almanzar, R</b> ERA: 4.4 (8, 1)	0.2	H	2	1	0	0	0	0	0	0	0	0	0	4	4	0.00	1.500			
<b>Trevor Hoffman, R</b> ERA: 3.57 (9, 1)	1.0	S	3	0	0	0	0	0	0	0	0	0	0	5	7	0.00	0.000			

AB	33
R	1
H	8
RBI	1
BB	3
SO	5
LOB	17





Batter	1	2	3	4	5	6	7	8	9	AB	R	H	RBI	BB	SO	LOB	TOP							
Damian Jackson, R OBP: 0.344, SLG: 0.377 (1, 4)	L9		K		E 1B		P3			5	2	2	1	0	1	0								
Dest Relaford, S OBP: 0.361, SLG: 0.330 (1, 6)	P3		F8							5	2	3	0	0	0	0								
Ryan Klesko, L OBP: 0.400, SLG: 0.554 (1, 3)	F8			G3-1	E9 1B					5	1	2	1	0	0	3								
Phil Nevin, R OBP: 0.375, SLG: 0.555 Heathcliff Slocumb, R (9, 1)		F7			F9					4	1	2	6	1	0	2								
John Mabry, L OBP: 0.317, SLG: 0.418 29 Kory DeHaan, L OBP: 0.244, SLG: 0.318 (8, 9)	F8			F2			P3			4	0	0	0	0	0	1								
Mike Darr, L OBP: 0.326, SLG: 0.404 (1, 7)				F8			G3			3	0	0	0	1	1									
Ruben Rivera, R OBP: 0.303, SLG: 0.416 (1, 8)										3	0	0	0	1	1									
George Williams, S OBP: 0.143, SLG: 0.143 (1, 2)										4	1	1	0	0	1	2								
Matt Clement, R OBP: 0.154, SLG: 0.125 Donne Wall, R (8, 1)										2	0	0	0	0	1	0								
Dave Magadan, L OBP: 0.391, SLG: 0.351 (9, PH) (9, 5)										1	1	1	0	0	0	0								
<b>Inning Stats</b>	R: 0 E: 0 K: 0 S: 7	H: 0 LOB: 0 BB: 0 P: 10	R: 0 E: 0 K: 1 S: 11	H: 0 LOB: 2 BB: 2 P: 24	R: 0 E: 0 K: 2 S: 8	H: 0 LOB: 1 BB: 0 P: 12	R: 0 E: 0 K: 0 S: 8	H: 0 LOB: 1 BB: 1 P: 15	R: 2 E: 1 K: 0 S: 13	H: 4 LOB: 2 BB: 0 P: 18	R: 0 E: 0 K: 1 S: 9	H: 0 LOB: 0 BB: 0 P: 14	R: 0 E: 0 K: 0 S: 8	H: 0 LOB: 0 BB: 0 P: 13	R: 3 E: 0 K: 1 S: 15	H: 3 LOB: 0 BB: 0 P: 23	R: 3 E: 0 K: 0 S: 14	H: 4 LOB: 1 BB: 0 P: 21	1B: 9 2B: 1 3B: 0 HR: 1	SF: 0 SAC: 1 DP: 0 HBP: 0	WP: 0 PB: 0 SB: 0 CS: 0	PA: 41		
<b>PITCHER</b>	IP	WLS	BF	H	R	ER	SO	BB	IBB	HBP	BLK	WP	HR	S	P	ERA	WHIP							
Ruben Quevedo, R ERA: 6.61 (1, 1)	7.1	L	32	7	5	5	4	3	0	0	0	0	1	71	117	6.14	1.364							
Felix Heredia, L ERA: 4.71 (8, 1)	0.2		2	0	0	0	1	0	0	0	0	0	0	8	12	0.00	0.000							
Tim Worrell, R ERA: 3.6 (9, 1)	1.0		7	4	3	3	0	0	0	0	0	0	0	14	21	27.00	4.000							

San Diego Padres @ Chicago Cubs  
Wrigley Field, Chicago, IL  
Mon Aug 28 2000, 7:05 PM CDT  
Att: 32,983 - Sunny - 76 F

AB	37
R	8
H	11
RBI	8
BB	3
SO	5
LOB	10



Batter	1	2	3	4	5	6	7	8	9	AB	R	H	RBI	BB	SO	LOB	BOTTOM							
Eric Young Sr., R OBP: 0.366, SLG: 0.398 (1, 4)	G4-3 1B		G4-6-3		G6-3					3	0	1	0	2	0	1								
Gary Matthews, S OBP: 0.290, SLG: 0.351 (1, 8)	G4-3									3	2	0	0	2	0	3								
Sammy Sosa, R OBP: 0.404, SLG: 0.636 (1, 9)	F8									3	0	1	1	1	1	1								
Mark Grace, L OBP: 0.391, SLG: 0.446 Brant Brown, L OBP: 0.233, SLG: 0.309 (8, 3)	G1-3									3	0	0	0	0	0	4								
Roosevelt Brown, L OBP: 0.308, SLG: 0.458 (1, 7)										3	0	0	0	1	2	3								
Ricky Gutierrez, R OBP: 0.385, SLG: 0.417 Tim Worrell, R (9, 1)										3	0	0	1	1	0	4								
Jeff Reed, L OBP: 0.341, SLG: 0.335 (1, 2)										4	0	0	0	0	1	6								
Jeff Huson, L OBP: 0.318, SLG: 0.330 (9, 6)										4	0	0	0	0	0	1								
Ruben Quevedo, R OBP: 0.174, SLG: 0.174 Felix Heredia, L (8, 1)										3	0	1	0	0	0	0								
Willie Greene, L OBP: 0.301, SLG: 0.366 (9, 5)										1	0	0	0	0	0	0								
<b>Inning Stats</b>	R: 0 E: 0 K: 0 S: 10	H: 1 LOB: 1 BB: 0 P: 16	R: 0 E: 0 K: 0 S: 5	H: 0 LOB: 1 BB: 1 P: 13	R: 1 E: 0 K: 0 S: 7	H: 2 LOB: 1 BB: 1 P: 16	R: 0 E: 0 K: 1 S: 7	H: 0 LOB: 0 BB: 0 P: 11	R: 0 E: 0 K: 0 S: 6	H: 0 LOB: 0 BB: 0 P: 9	R: 1 E: 0 K: 1 S: 9	H: 0 LOB: 2 BB: 2 P: 20	R: 0 E: 0 K: 0 S: 6	H: 0 LOB: 1 BB: 1 P: 12	R: 0 E: 0 K: 2 S: 13	H: 0 LOB: 2 BB: 2 P: 23	R: 0 E: 0 K: 0 S: 11	H: 0 LOB: 1 BB: 1 P: 19	1B: 2 2B: 1 3B: 0 HR: 0	SF: 0 SAC: 0 DP: 2 HBP: 0	WP: 1 PB: 0 SB: 0 CS: 0	PA: 38		
<b>PITCHER</b>	IP	WLS	BF	H	R	ER	SO	BB	IBB	HBP	BLK	WP	HR	S	P	ERA	WHIP							
Matt Clement, R ERA: 4.97 (1, 1)	7.1	W	31	3	2	2	3	6	0	0	0	0	0	56	108	2.46	1.227							
Donne Wall, R ERA: 3.55 (8, 1)	0.2	H	3	0	0	0	1	1	0	0	0	0	0	7	12	0.00	1.500							
Heathcliff Slocumb, R ERA: 5.19 (9, 1)	1.0		4	0	0	0	0	1	0	0	0	0	0	11	19	0.00	1.000							

San Diego Padres @ Chicago Cubs  
Wrigley Field, Chicago, IL  
Mon Aug 28 2000, 7:05 PM CDT  
Att: 32,983 - Sunny - 76 F

AB	30
R	2
H	3
RBI	2
BB	8
SO	4
LOB	23





Batter	1	2	3	4	5	6	7	8	9	10	11	12	13	AB	R	H	RBI	BB	SO	LOB	TOP	
Eric Owens, R OBP: 0.356, SLG: 0.390 (1.7) (13.9)	G6-3		L4		G1-3	FC5-2		K		G3				7	0	1	0	0	1	7		
Damian Jackson, R OBP: 0.343, SLG: 0.374 (1.4) (13.7)	F7		BB 1B		P4	K				K		P3		6	2	1	0	1	2	6		
Ryan Klesko, L OBP: 0.395, SLG: 0.548 (1.3) (13.7)	K		BB 1B		G3-1					K				5	0	0	1	2	2	1		
Phil Nevin, R OBP: 0.379, SLG: 0.556 (1.5)		F3												5	1	3	2	2	1	1		
Mike Darr, L OBP: 0.325, SLG: 0.405 (1.9) (8.8)		K		P5										7	1	2	1	0	1	5		
Wiki Gonzalez, R OBP: 0.310, SLG: 0.335 (1.2)		F9			G6-3									6	0	1	1	1	0	4		
Ruben Rivera, R OBP: 0.304, SLG: 0.413 (8. PH)														2	0	0	0	0	1	0		
Dave Mascanti, L OBP: 0.385, SLG: 0.347 (8.9)														1	0	0	0	0	1	0		
John Mabry, L OBP: 0.317, SLG: 0.409 (13.1)														3	0	0	0	0	0	4		
Trevor Hoffman, R (13.1)														0	0	0	0	0	0	0		
Desi Relaford, S OBP: 0.366, SLG: 0.331 (1.6)														2	1	1	1	3	0	0		
Adam Eaton, R ERA: 3.19 Carlos Amador, R ERA: 4.33 Todd Crites, R ERA: 5.15 Heathcliff Slocumb, R ERA: 5.02 Kevin Walker, L ERA: 4.29														3	1	0	0	0	0	2		
Inning Stats	R: 0 E: 0 K: 1 S: 8	H: 0 LOB: 0 BB: 0 P: 12	R: 0 E: 0 K: 1 S: 9	H: 0 LOB: 0 BB: 0 P: 16	R: 3 E: 1 K: 1 S: 13	H: 1 LOB: 2 BB: 2 P: 29	R: 0 E: 0 K: 0 S: 4	H: 0 LOB: 1 BB: 0 P: 16	R: 0 E: 0 K: 3 S: 11	H: 0 LOB: 1 BB: 1 P: 19	R: 1 E: 0 K: 1 S: 15	H: 2 LOB: 2 BB: 1 P: 27	R: 0 E: 0 K: 2 S: 12	H: 1 LOB: 1 BB: 0 P: 11	R: 0 E: 0 K: 0 S: 8	H: 1 LOB: 2 BB: 0 P: 20	R: 0 E: 0 K: 0 S: 8	H: 1 LOB: 2 BB: 0 P: 16	1B: 9 2B: 1 3B: 0 HR: 0	SF: 1 SAC: 0 DP: 0 HBP: 1	WIP: 0 PB: 0 SB: 1 CS: 0	PA: 61
PITCHER	IP	WLS	BF	H	R	ER	SO	BB	IBB	HBP	BLK	WP	HR	S	P	ERA	WHIP					
Jamie Arnold, R ERA: 4.32	5.0		25	3	5	2	3	5	0	1	0	0	0	47	92	3.60	1.600					
Kyle Farnsworth, R ERA: 7.39	2.0	B	8	0	0	0	2	2	0	0	0	0	0	18	33	0.00	1.000					
Steve Rain, R ERA: 3.89	1.0	H	4	0	0	0	3	1	0	0	0	0	0	11	19	0.00	1.000					
Rick Aguilera, R ERA: 5.04	1.0	B	6	2	1	1	1	1	0	0	0	0	0	15	27	9.00	3.000					
Todd Van Poppel, R ERA: 3.14	2.0		8	2	0	0	2	0	0	0	0	0	0	19	29	0.00	1.000					

San Diego Padres @ Chicago Cubs  
Wrigley Field, Chicago, IL  
Tue Aug 29 2000, 7:05 PM CDT  
Att. 31,984 - Cloudy - 73 F


AB 49  
R 6  
H 10  
RBI 6  
BB 10  
SO 11  
LOB 32



Batter	1	2	3	4	5	6	7	8	9	10	11	12	13	AB	R	H	RBI	BB	SO	LOB	BOTTOM					
Eric Young Sr., R OBP: 0.364, SLG: 0.397 (1.4) (13.9)	G6-3		B5-3	P3		F9	F9							7	1	1	0	0	1	2						
Gary Matthews, S OBP: 0.292, SLG: 0.337 (1.8) (9.7)	G3 BB		F7	G4-3										4	1	0	0	2	2	1						
Sammy Sosa, R OBP: 0.406, SLG: 0.635 (1.9) (13.9)	G3		BB 1B											5	1	2	0	2	2	2						
Mark Grace, L OBP: 0.396, SLG: 0.446 (1.3) (13.9)	G4-3		BB 1B											3	2	1	0	4	0	2						
Roosevelt Brown, L OBP: 0.333, SLG: 0.667 (8.1)														4	2	2	2	0	1	1						
Rick Aguilera, R OBP: 0.321, SLG: 0.354 (12.1)														1	0	0	0	0	0	0						
Todd Van Poppel, R ERA: 3.14														0	0	0	0	0	0	0						
Shang Anderson, R ERA: 5.02														0	0	0	0	0	0	0						
Felix Hernandez, L ERA: 3.14														0	0	0	0	0	0	0						
Ricky Gutierrez, R OBP: 0.281, SLG: 0.317 (13.9)														0	0	0	0	1	0	0						
Joe Girardi, R OBP: 0.360, SLG: 0.406 (1.2)														5	0	2	2	0	1	3						
Willie Greene, L OBP: 0.299, SLG: 0.362 (1.5)														6	0	1	2	0	0	1						
Jeff Huson, L OBP: 0.310, SLG: 0.314 (1.6)														5	0	0	0	1	0	3						
Jamie Arnold, R OBP: 0.333, SLG: 0.667 (6.1)														3	0	1	0	0	1	3						
Kyle Farnsworth, R OBP: 0.293, SLG: 0.197 (7. PH)														0	0	0	0	0	0	0						
Brant Brown, L OBP: 0.237, SLG: 0.309 (8.1)														0	0	0	0	0	0	0						
Steve Rain, R (8.1)														0	0	0	0	0	0	0						
Damon Buford, R OBP: 0.332, SLG: 0.413 (9.8)														2	0	0	0	0	1	0						
Inning Stats	R: 0 E: 0 K: 0 S: 8	H: 0 LOB: 1 BB: 1 P: 17	R: 0 E: 0 K: 2 S: 13	H: 1 LOB: 2 BB: 1 P: 24	R: 3 E: 0 K: 0 S: 22	H: 3 LOB: 2 BB: 2 P: 40	R: 0 E: 0 K: 1 S: 12	H: 1 LOB: 1 BB: 0 P: 14	R: 2 E: 0 K: 0 S: 11	H: 2 LOB: 1 BB: 0 P: 12	R: 1 E: 0 K: 1 S: 13	H: 1 LOB: 2 BB: 2 P: 25	R: 0 E: 0 K: 0 S: 11	H: 0 LOB: 1 BB: 1 P: 19	R: 0 E: 0 K: 2 S: 12	H: 0 LOB: 0 BB: 0 P: 15	R: 0 E: 0 K: 2 S: 12	H: 0 LOB: 1 BB: 1 P: 20	R: 0 E: 0 K: 1 S: 9	H: 0 LOB: 0 BB: 2 P: 12	R: 1 E: 0 K: 0 S: 7	H: 1 LOB: 2 BB: 1 P: 19	1B: 6 2B: 4 3B: 0 HR: 0	SF: 3 SAC: 1 DP: 0 HBP: 0	WIP: 0 PB: 0 SB: 0 CS: 0	PA: 59
PITCHER	IP	WLS	BF	H	R	ER	SO	BB	IBB	HBP	BLK	WP	HR	S	P	ERA	WHIP									
Adam Eaton, R ERA: 3.19	4.0		23	7	5	5	3	4	0	0	0	0	0	57	97	11.25	2.750									
Carlos Amador, R ERA: 4.33	1.0	4	0	0	0	0	0	0	0	0	0	0	0	9	10	0.00	0.000									
Todd Crites, R ERA: 5.15	2.0	10	1	1	1	1	1	3	0	0	0	0	0	24	44	4.50	2.000									
Heathcliff Slocumb, R ERA: 5.02	2.0	7	1	0	0	1	0	0	0	0	0	0	0	15	23	0.00	0.500									
Kevin Walker, L ERA: 4.29	2.0	7	0	0	0	4	1	0	0	0	0	0	0	20	35	0.00	0.500									
PITCHER	IP	WLS	BF	H	R	ER	SO	BB	IBB	HBP	BLK	WP	HR	S	P	ERA	WHIP									
Donne Wall, R ERA: 3.48	1.0		3	0	0	0	1	0	0	0	0	0	0	9	12	0.00	0.000									
Trevor Hoffman, R ERA: 3.88	0.2	L	5	1	1	1	0	0	2	0	0	0	0	7	19	13.50	1.500									

San Diego Padres @ Chicago Cubs  
Wrigley Field, Chicago, IL  
Tue Aug 29 2000, 7:05 PM CDT  
Att. 31,984 - Cloudy - 73 F

AB 45  
R 7  
H 10  
RBI 7  
BB 10  
SO 10  
LOB 19





Batter	1	2	3	4	5	6	7	8	9	AB	R	H	RBI	BB	SO	LOB	TOP					
<b>Eric Owens, R</b> OBP: 0.353, SLG: 0.386 (1, 7)	G6-3		G4-3					G4-3		4	0	0	0	0	1	1	<b>San Diego Padres @ Chicago Cubs</b> Wrigley Field, Chicago, IL Wed Aug 30 2000, 1:20 PM CDT Att: 30,122 - Overcast - 74 F					
<b>Damian Jackson, R</b> OBP: 0.345, SLG: 0.379 (1, 4)	2B 3B		G6-3					HBP		3	1	1	0	0	1	1						
<b>Ryan Klesko, L</b> OBP: 0.399, SLG: 0.550 (1, 3)	2B		1B							4	0	2	1	0	1	1						
<b>Phil Nevin, R</b> OBP: 0.376, SLG: 0.551 (1, 5)	F7		K					G5-3		4	0	0	0	0	1	3						
<b>Mike Darr, L</b> OBP: 0.323, SLG: 0.395 (1, 9)	K									3	0	0	0	1	2	1						
<b>Wiki Gonzalez, R</b> OBP: 0.313, SLG: 0.335 (1, 2)										3	0	1	0	1	0	1						
<b>Ruben Rivera, R</b> OBP: 0.301, SLG: 0.410 <b>Dave Magadan, L</b> OBP: 0.393, SLG: 0.347 <b>29 Kory DeHaan, L</b> OBP: 0.253, SLG: 0.318 (9, PH)	P5									3	0	0	0	0	0	2						
<b>Desi Relaford, S</b> OBP: 0.365, SLG: 0.328 (1, 6)	F7									0	0	0	0	1	0	0						
<b>Brian Tollberg, R</b> OBP: 0.120, SLG: 0.120 <b>John Mabry, L</b> OBP: 0.309, SLG: 0.407 (9, PH)	K									2	0	0	0	0	1	2						
<b>Inning Stats</b>	R: 1 E: 0 K: 1 S: 12	H: 2 LOB: 1 BB: 0 P: 20	R: 0 E: 0 K: 1 S: 10	H: 1 LOB: 1 BB: 0 P: 14	R: 0 E: 0 K: 1 S: 11	H: 1 LOB: 1 BB: 0 P: 15	R: 0 E: 0 K: 0 S: 4	H: 0 LOB: 0 BB: 0 P: 5	R: 0 E: 0 K: 2 S: 10	H: 0 LOB: 1 BB: 1 P: 17	R: 0 E: 0 K: 0 S: 9	H: 0 LOB: 0 BB: 0 P: 12	R: 0 E: 0 K: 0 S: 7	H: 0 LOB: 1 BB: 1 P: 14	R: 0 E: 0 K: 1 S: 9	H: 0 LOB: 1 BB: 0 P: 14		R: 0 E: 0 K: 0 S: 9	H: 0 LOB: 2 BB: 2 P: 19	1B: 2 2B: 1 3B: 1 HR: 0	SF: 0 SAC: 1 DP: 0 HBP: 1	WP: 0 PB: 0 SB: 0 CS: 0
<b>PITCHER</b>	IP	WLS	BF	H	R	ER	SO	BB	IBB	HBP	BLK	WP	HR	S	P	ERA	WHIP					
<b>Jon Lieber, R</b> ERA: 4.12 <b>Steve Rain, R</b> ERA: 3.79	(1, 1)	8.0	W	31	4	1	7	2	0	1	0	0	0	72	111	1.12	0.750					
<b>PITCHER</b>	IP	WLS	BF	H	R	ER	SO	BB	IBB	HBP	BLK	WP	HR	S	P	ERA	WHIP					
<b>Jon Lieber, R</b> ERA: 4.12 <b>Steve Rain, R</b> ERA: 3.79	(9, 1)	1.0		5	0	0	0	2	0	0	0	0	0	9	19	0.00	2.000					

AB	R	H	RBI	BB	SO	LOB
30	1	4	1	4	7	18



Batter	1	2	3	4	5	6	7	8	9	AB	R	H	RBI	BB	SO	LOB	BOTTOM				
<b>Eric Young Sr., R</b> OBP: 0.365, SLG: 0.400 (1, 4)	L8		F9							4	0	2	0	0	0	0	<b>San Diego Padres @ Chicago Cubs</b> Wrigley Field, Chicago, IL Wed Aug 30 2000, 1:20 PM CDT Att: 30,122 - Overcast - 74 F				
<b>Gary Matthews, S</b> OBP: 0.282, SLG: 0.324 (9, 7)	K		F7							4	1	0	0	0	2	3					
<b>Sammy Sosa, R</b> OBP: 0.410, SLG: 0.649 (1, 9)	2B 1B									3	3	3	4	1	0	0					
<b>Mark Grace, L</b> OBP: 0.396, SLG: 0.447 (1, 3)	2B									3	0	1	1	1	0	2					
<b>Roosevelt Brown, L</b> OBP: 0.314, SLG: 0.469 <b>Damon Buford, R</b> OBP: 0.332, SLG: 0.413 (9, 8)	K									4	0	1	0	0	1	1					
<b>Shane Andrews, R</b> OBP: 0.306, SLG: 0.461 <b>Steve Rain, R</b> (9, 1)	G5-3									4	0	1	0	0	0	2					
<b>Jeff Reed, L</b> OBP: 0.340, SLG: 0.333 (1, 2)	P4									4	0	1	0	0	1	2					
<b>Jeff Huson, L</b> OBP: 0.299, SLG: 0.302 (1, 6)	G3									4	0	0	0	0	0	2					
<b>Jon Lieber, L</b> OBP: 0.217, SLG: 0.254 <b>Willie Greene, L</b> OBP: 0.299, SLG: 0.362 (9, 5)	K									3	1	1	0	0	1	0					
<b>Inning Stats</b>	R: 1 E: 0 K: 2 S: 11	H: 2 LOB: 1 BB: 0 P: 16	R: 0 E: 0 K: 0 S: 8	H: 0 LOB: 0 BB: 0 P: 11	R: 0 E: 0 K: 1 S: 7	H: 0 LOB: 0 BB: 0 P: 12	R: 1 E: 0 K: 1 S: 15	H: 2 LOB: 1 BB: 1 P: 26	R: 3 E: 0 K: 0 S: 9	H: 3 LOB: 0 BB: 0 P: 17	R: 0 E: 0 K: 0 S: 8	H: 1 LOB: 0 BB: 0 P: 12	R: 0 E: 0 K: 1 S: 8	H: 1 LOB: 2 BB: 1 P: 16	R: 0 E: 0 K: 0 S: 10	H: 1 LOB: 1 BB: 0 P: 15		1B: 6 2B: 2 3B: 0 HR: 2	SF: 0 SAC: 0 DP: 1 HBP: 0	WP: 0 PB: 0 SB: 0 CS: 0	PA: 35
<b>PITCHER</b>	IP	WLS	BF	H	R	ER	SO	BB	IBB	HBP	BLK	WP	HR	S	P	ERA	WHIP				
<b>Brian Tollberg, R</b> ERA: 3.25	(1, 1)	8.0	L	35	10	5	5	1	1	0	0	0	2	76	125	5.62	1.375				
<b>PITCHER</b>	IP	WLS	BF	H	R	ER	SO	BB	IBB	HBP	BLK	WP	HR	S	P	ERA	WHIP				
<b>Brian Tollberg, R</b> ERA: 3.25	(9, 1)	1.0		5	0	0	0	1	0	0	0	0	0	9	19	0.00	2.000				





Batter	1	2	3	4	5	6	7	8	9	AB	R	H	RBI	BB	SO	LOB	TOP										
Damian Jackson, R OBP: 0.343, SLG: 0.379	G5-3			P4	F2				K	5	0	1	0	0	1	2											
Desi Relaford, S OBP: 0.368, SLG: 0.330	F8			G6-3 HR		G3-1			BB	4	2	2	0	1	0	1											
Ryan Klesko, L OBP: 0.399, SLG: 0.547	F9			G6-3	K				BB	4	1	1	0	1	1	3											
Joe Vitiello, R OBP: 0.326, SLG: 0.500									BB	0	0	0	0	0	0	0											
Phil Nevin, R OBP: 0.350, SLG: 0.562									BB	5	2	4	4	0	1	1											
Heathcliff Slocumb, R ERA: 4.3									BB	0	0	0	0	0	0	0											
John Mabry, L OBP: 0.302, SLG: 0.396									BB	4	0	0	0	0	1	3											
Kevin Walker, L OBP: 0.250, SLG: 0.250									BB	0	0	0	0	0	0	0											
Carlos Almanzar, R ERA: 4.3									BB	0	0	0	0	0	0	0											
Dave Magadan, L OBP: 0.398, SLG: 0.347									BB	0	0	0	0	1	0	0											
Mike Dam, L OBP: 0.333, SLG: 0.412									BB	5	2	3	2	0	0	1											
Ruben Rivera, R OBP: 0.303, SLG: 0.408									BB	4	1	1	0	1	1	4											
Wiki Gonzalez, R OBP: 0.315, SLG: 0.341									BB	4	1	2	2	0	0	1											
George Williams, S OBP: 0.311, SLG: 0.111									BB	1	0	0	0	0	0	3											
Jay Witasick, R OBP: 0.111, SLG: 0.111									BB	2	0	0	1	0	1	1											
29 Kory DeHaan, L OBP: 0.281, SLG: 0.360									BB	1	1	1	2	0	0	0											
Todd Erdos, R ERA: 4.3									BB	0	0	0	0	0	0	0											
Eric Owens, R OBP: 0.355, SLG: 0.388									BB	1	1	1	0	0	0	0											
<b>Inning Stats</b>	R: 0 E: 0 K: 0 S: 6	H: 0 LOB: 0 BB: 0 P: 12	R: 0 E: 0 K: 1 S: 10	H: 1 LOB: 0 BB: 0 P: 11	R: 0 E: 0 K: 1 S: 8	H: 0 LOB: 0 BB: 0 P: 12	R: 2 E: 0 K: 0 S: 9	H: 1 LOB: 0 BB: 1 P: 16	R: 2 E: 0 K: 1 S: 19	H: 4 LOB: 2 BB: 0 P: 30	R: 4 E: 0 K: 0 S: 18	H: 5 LOB: 1 BB: 2 P: 25	R: 0 E: 0 K: 1 S: 10	H: 1 LOB: 0 BB: 0 P: 14	R: 0 E: 0 K: 0 S: 5	H: 0 LOB: 0 BB: 1 P: 10	R: 3 E: 0 K: 2 S: 22	H: 4 LOB: 3 BB: 2 P: 35	1B: 10 2B: 4 3B: 0 HR: 2	SF: 0 SAC: 0 DP: 2 HBP: 0	WP: 0 PB: 0 SB: 0 CS: 1	PA: 44					
<b>PITCHER</b>	IP	WLS	BF	H	R	ER	SO	BB	IBB	HBP	BLK	WP	HR	S	P	ERA	WHIP										
Kevin Tapani, R ERA: 4.77	5.2	L	26	9	7	7	3	1	0	0	0	0	1	65	99	11.12	1.765										
Kyle Farnsworth, R ERA: 7.39	1.1		6	3	1	1	1	0	0	0	0	0	1	15	21	6.75	2.250										
Felix Heredia, L ERA: 4.4	1.0		3	0	0	0	0	1	0	0	0	0	0	5	10	0.00	1.000										
76 Daniel Garibay, L ERA: 4.88	0.1		4	2	3	3	1	1	0	0	0	0	0	8	14	81.00	9.000										
Todd Van Poppel, R ERA: 3.11	0.2		5	2	0	0	1	1	0	0	0	0	0	14	21	0.00	4.500										
<b>Batter</b>	<b>1</b>	<b>2</b>	<b>3</b>	<b>4</b>	<b>5</b>	<b>6</b>	<b>7</b>	<b>8</b>	<b>9</b>	<b>AB</b>	<b>R</b>	<b>H</b>	<b>RBI</b>	<b>BB</b>	<b>SO</b>	<b>LOB</b>	<b>BOTTOM</b>										
Eric Young Sr., R OBP: 0.365, SLG: 0.400	K	F7			BLK SH3 1B				L4	5	1	2	1	0	1	1											
Ricky Gutierrez, R OBP: 0.385, SLG: 0.417					SH3				FC6-4	3	1	1	0	1	1	2											
76 Daniel Garibay, L OBP: 0.091, SLG: 0.091	BB HR								BB	0	0	0	0	0	0	0											
Todd Van Poppel, R ERA: 4.4									FC6-4	0	0	0	0	0	0	0											
Sammy Sosa, R OBP: 0.409, SLG: 0.645									BB	0	0	0	0	0	0	0											
Felix Heredia, L ERA: 4.3									BB	0	0	0	0	0	0	0											
Jeff Huson, L OBP: 0.297, SLG: 0.299									BB	1	0	0	0	0	0	0											
Mark Grace, L OBP: 0.398, SLG: 0.446									BB	3	1	1	1	2	2	2											
Willie Greene, L OBP: 0.302, SLG: 0.380									BB	3	1	2	3	0	0	0											
Kyle Farnsworth, R OBP: 0.093, SLG: 0.167									BB	0	0	0	0	0	0	0											
Gary Matthews, S OBP: 0.277, SLG: 0.318									BB	2	0	0	0	0	0	3											
Joe Girardi, R OBP: 0.361, SLG: 0.407									BB	4	1	1	0	1	1	3											
Ross Gload, L ERA: 4.3									BB	4	0	0	0	0	2	2											
Damon Buford, R OBP: 0.331, SLG: 0.410									BB	3	0	0	0	1	1	1											
Kevin Tapani, R OBP: 0.207, SLG: 0.268									BB	2	0	1	0	0	1	2											
Shane Andrews, R OBP: 0.309, SLG: 0.457									BB	1	0	0	0	1	0	0											
<b>Inning Stats</b>	R: 3 E: 0 K: 2 S: 13	H: 1 LOB: 2 BB: 2 P: 26	R: 0 E: 0 K: 1 S: 7	H: 1 LOB: 0 BB: 0 P: 11	R: 0 E: 0 K: 2 S: 9	H: 0 LOB: 0 BB: 0 P: 16	R: 0 E: 0 K: 2 S: 10	H: 1 LOB: 2 BB: 1 P: 17	R: 1 E: 0 K: 1 S: 15	H: 3 LOB: 2 BB: 0 P: 21	R: 0 E: 0 K: 1 S: 8	H: 0 LOB: 0 BB: 0 P: 12	R: 0 E: 0 K: 1 S: 14	H: 1 LOB: 2 BB: 1 P: 24	R: 1 E: 0 K: 0 S: 8	H: 1 LOB: 2 BB: 2 P: 18	R: 0 E: 0 K: 1 S: 7	H: 0 LOB: 1 BB: 1 P: 16	1B: 5 2B: 2 3B: 0 HR: 1	SF: 0 SAC: 1 DP: 0 HBP: 0	WP: 0 PB: 0 SB: 0 CS: 0	PA: 42					
<b>PITCHER</b>	IP	WLS	BF	H	R	ER	SO	BB	IBB	HBP	BLK	WP	HR	S	P	ERA	WHIP										
Jay Witasick, R ERA: 6.1	5.0	W	24	6	4	4	8	3	0	0	1	0	0	54	91	7.20	1.800										
Todd Erdos, R ERA: 5.0	1.1		6	1	0	0	1	1	0	0	0	0	0	18	31	0.00	1.500										
Kevin Walker, L ERA: 4.3	1.1	H	6	0	1	1	1	2	0	0	0	0	0	9	18	6.75	1.500										
Carlos Almanzar, R ERA: 4.3	0.1	H	2	1	0	0	0	0	0	0	0	0	0	3	5	0.00	3.000										
Heathcliff Slocumb, R ERA: 4.3	1.0		4	0	0	0	1	1	0	0	0	0	0	7	16	0.00	1.000										

San Diego Padres @ Chicago Cubs  
Wrigley Field, Chicago, IL  
Thu Aug 31 2000, 1:20 PM CDT  
Att: 25,965 - Sunny - 90 F

AB 40  
R 11  
H 16  
RBI 11  
BB 4  
SO 6  
LOB 20



San Diego Padres @ Chicago Cubs  
Wrigley Field, Chicago, IL  
Thu Aug 31 2000, 1:20 PM CDT  
Att: 25,965 - Sunny - 90 F

AB 34  
R 5  
H 8  
RBI 5  
BB 7  
SO 11  
LOB 18





Batter	1	2	3	4	5	6	7	8	9	10	AB	R	H	RBI	BB	SO	LOB	TOP	
<b>Adrian Brown, S</b> OBP: 0.376, SLG: 0.458 (1, 8)	F7		G4-3		B1-3		G4-3		P6		5	0	0	0	0	0	0	<b>Pittsburgh Pirates @ San Diego Padres</b> Qualcomm Stadium, San Diego, CA Fri Sep 01 2000, 10:05 PM EDT Att: 16,813 - Cloudy - 73 F	
<b>18 Jason Kendall, R</b> OBP: 0.418, SLG: 0.475 (1, 2)	WP 2B		L7				E6		F7		5	0	2	0	0	0	0		
<b>Brian Giles, L</b> OBP: 0.421, SLG: 0.609 (1, 7)	WP HBP				2B 1B		G4-3		G6-3		4	1	1	0	0	1	2		
<b>John Vander Wal, L</b> OBP: 0.391, SLG: 0.551 (1, 9)					SH5-3 19 E 2B				P6		5	1	1	1	0	2	2		
<b>Warren Morris, L</b> OBP: 0.331, SLG: 0.326 (1, 4)	K				SH5-3		E4 1B 19 1B		1B		4	1	1	0	0	2	2		
<b>19 Alex Hernandez, L</b> OBP: 0.400, SLG: 0.400 (1, 3)					E3		1B		F8		5	0	2	1	0	0	1		
<b>Keith Osik, R</b> OBP: 0.366, SLG: 0.538 <b>Abraham Nunez, S</b> OBP: 0.248, SLG: 0.207 <b>John Wehner, R</b> (10, 5)	G5-3				F2		G4-6-3 1B				4	0	2	0	0	0	1		
<b>Pat Meares, R</b> OBP: 0.286, SLG: 0.362 (1, 6)	G1-3				P6		G4-6-3 1B		1B		4	0	0	0	1	0	6		
<b>Dan Serafini, S</b> <b>Rich Loiselle, R</b> <b>Mike Williams, R</b> (8, 1) (9, 1)					G3				P4		4	0	0	0	0	2	3		
<b>Inning Stats</b>	R: 0 E: 0 K: 2 S: 13	H: 1 LOB: 2 BB: 0 P: 22	R: 0 E: 0 K: 0 S: 8	H: 0 LOB: 0 BB: 0 P: 14	R: 0 E: 0 K: 0 S: 6	H: 0 LOB: 0 BB: 0 P: 7	R: 2 E: 1 K: 0 S: 10	H: 2 LOB: 1 BB: 0 P: 17	R: 0 E: 0 K: 2 S: 10	H: 1 LOB: 1 BB: 0 P: 13	R: 0 E: 1 K: 1 S: 9	H: 0 LOB: 1 BB: 0 P: 14	R: 0 E: 0 K: 0 S: 6	H: 0 LOB: 0 BB: 0 P: 8	R: 1 E: 1 K: 1 S: 16	H: 2 LOB: 2 BB: 0 P: 24	1B: 8 2B: 2 3B: 0 HR: 0		SF: 0 SAC: 1 DP: 1 HBP: 1
<b>PITCHER</b>	IP WLS BF H R ER SO ERA WHIP	IP WLS BF H R ER SO ERA WHIP	IP WLS BF H R ER SO ERA WHIP	IP WLS BF H R ER SO ERA WHIP	IP WLS BF H R ER SO ERA WHIP	IP WLS BF H R ER SO ERA WHIP	IP WLS BF H R ER SO ERA WHIP	IP WLS BF H R ER SO ERA WHIP	IP WLS BF H R ER SO ERA WHIP	IP WLS BF H R ER SO ERA WHIP	IP WLS BF H R ER SO ERA WHIP	IP WLS BF H R ER SO ERA WHIP	IP WLS BF H R ER SO ERA WHIP	IP WLS BF H R ER SO ERA WHIP	IP WLS BF H R ER SO ERA WHIP	IP WLS BF H R ER SO ERA WHIP	IP WLS BF H R ER SO ERA WHIP	IP WLS BF H R ER SO ERA WHIP	
<b>Woody Williams, R</b> ERA: 3.91 <b>Will Cunnane, R</b> ERA: 4.44 <b>Trevor Hoffman, R</b> ERA: 3.62	8.0	1.0	1.0	1.0	1.0	1.0	1.0	1.0	1.0	1.0	1.0	1.0	1.0	1.0	1.0	1.0	1.0	1.0	1.0

AB	42
R	3
H	10
RBI	3
BB	1
SO	7
LOB	19



Batter	1	2	3	4	5	6	7	8	9	10	AB	R	H	RBI	BB	SO	LOB	BOTTOM	
<b>Damian Jackson, R</b> OBP: 0.344, SLG: 0.378 (1, 7) (9, 6)	G5-3 1B BB		F3		F7						4	0	1	0	1	1	0	<b>Pittsburgh Pirates @ San Diego Padres</b> Qualcomm Stadium, San Diego, CA Fri Sep 01 2000, 10:05 PM EDT Att: 16,813 - Cloudy - 73 F	
<b>Desi Relaford, S</b> OBP: 0.365, SLG: 0.327 <b>Ryan Kiesko, L</b> OBP: 0.398, SLG: 0.545 <b>Will Cunnane, R</b> OBP: 0.200, SLG: 0.400 <b>Trevor Hoffman, R</b> (10, 1) <b>George Williams, S</b> OBP: 0.100, SLG: 0.100 (10, PH)	F9		K				F8				3	0	0	0	0	1	1		
<b>Eric Owens, R</b> OBP: 0.353, SLG: 0.386 (1, 9) (9, 7) (10, 4)	G5-3 1B				G6-3						5	0	1	0	0	1	2		
<b>Phil Nevin, R</b> OBP: 0.379, SLG: 0.558 (1, 5)	G5-3						G6-3				3	1	0	0	1	1	2		
<b>Joe Vitiello, R</b> OBP: 0.320, SLG: 0.475 <b>John Mabry, L</b> OBP: 0.300, SLG: 0.394 (10, 3)	F9				FC6-4 1B BB				F9		2	0	0	0	1	0	0		
<b>Wiki Gonzalez, R</b> OBP: 0.318, SLG: 0.341 (1, 2)	G6-3				FC6-4 1B				F8		3	1	1	0	1	0	0		
<b>Ruben Rivera, R</b> OBP: 0.302, SLG: 0.406 (1, 8)					FC6-4 1B						4	0	1	0	0	1	4		
<b>16 Kevin Nicholson, S</b> OBP: 0.255, SLG: 0.330 <b>Mike Darr, L</b> OBP: 0.338, SLG: 0.417 (10, 9)	F8								G6-3		3	0	0	0	0	0	1		
<b>Woody Williams, R</b> OBP: 0.280, SLG: 0.400 <b>Dave Magadan, L</b> OBP: 0.403, SLG: 0.354 <b>29 Kory DeHaan, L</b> OBP: 0.258, SLG: 0.356 (10, 7)	G6-3										1	0	1	2	0	0	0		
<b>Inning Stats</b>	R: 0 E: 0 K: 0 S: 10	H: 1 LOB: 1 BB: 1 P: 18	R: 0 E: 0 K: 0 S: 10	H: 1 LOB: 1 BB: 0 P: 17	R: 0 E: 0 K: 1 S: 8	H: 0 LOB: 0 BB: 0 P: 14	R: 0 E: 0 K: 1 S: 11	H: 1 LOB: 2 BB: 1 P: 18	R: 0 E: 0 K: 0 S: 6	H: 0 LOB: 0 BB: 0 P: 11	R: 0 E: 0 K: 1 S: 9	H: 0 LOB: 0 BB: 0 P: 12	R: 0 E: 0 K: 0 S: 11	H: 1 LOB: 1 BB: 2 P: 25	R: 0 E: 0 K: 1 S: 9	H: 0 LOB: 0 BB: 0 P: 14	1B: 6 2B: 0 3B: 0 HR: 0		SF: 0 SAC: 0 DP: 1 HBP: 0
<b>PITCHER</b>	IP WLS BF H R ER SO ERA WHIP	IP WLS BF H R ER SO ERA WHIP	IP WLS BF H R ER SO ERA WHIP	IP WLS BF H R ER SO ERA WHIP	IP WLS BF H R ER SO ERA WHIP	IP WLS BF H R ER SO ERA WHIP	IP WLS BF H R ER SO ERA WHIP	IP WLS BF H R ER SO ERA WHIP	IP WLS BF H R ER SO ERA WHIP	IP WLS BF H R ER SO ERA WHIP	IP WLS BF H R ER SO ERA WHIP	IP WLS BF H R ER SO ERA WHIP	IP WLS BF H R ER SO ERA WHIP	IP WLS BF H R ER SO ERA WHIP	IP WLS BF H R ER SO ERA WHIP	IP WLS BF H R ER SO ERA WHIP	IP WLS BF H R ER SO ERA WHIP	IP WLS BF H R ER SO ERA WHIP	
<b>Dan Serafini, L</b> ERA: 6.14 <b>Rich Loiselle, R</b> ERA: 5.67 <b>Mike Williams, R</b> ERA: 3.75	7.1	0.2	2.0	1.0	1.0	1.0	1.0	1.0	1.0	1.0	1.0	1.0	1.0	1.0	1.0	1.0	1.0	1.0	1.0

AB	35
R	2
H	6
RBI	2
BB	4
SO	6
LOB	14





Batter	1	2	3	4	5	6	7	8	9	AB	R	H	RBI	BB	SO	LOB	TOP								
Adrian Brown, S OBP: 0.376, SLG: 0.454										4	1	1	0	1	1	6	<b>Pittsburgh Pirates @ San Diego Padres</b> Qualcomm Stadium, San Diego, CA Sat Sep 02 2000, 10:05 PM EDT Att: 33,358 - Cloudy - 70 F								
18 Jason Kendall, R OBP: 0.417, SLG: 0.472										3	0	0	0	2	0	5									
Brian Giles, L OBP: 0.421, SLG: 0.605										3	2	0	0	2	0	3									
John Vander Wal, L OBP: 0.392, SLG: 0.547										4	1	1	0	1	0	2									
Warren Morris, L OBP: 0.334, SLG: 0.329										3	1	1	1	2	0	2									
19 Alex Hernandez, L OBP: 0.250, SLG: 0.250 Alex Ramirez, R OBP: 0.287, SLG: 0.431										3	0	0	0	0	1	5									
Keith Osik, R OBP: 0.382, SLG: 0.536										4	0	2	1	0	1	1									
Abraham Nunez, S OBP: 0.256, SLG: 0.222										5	0	2	3	0	1	2									
Todd Ritchie, R OBP: 0.222, SLG: 0.241 Pat Meares, R OBP: 0.266, SLG: 0.362 Marc Wilkins, R OBP: 0.250, SLG: 0.250 Scott Sauerbeck, R OBP: 0.250, SLG: 0.250										3	0	1	0	0	1	3									
										0	0	0	0	1	0	0									
										1	0	0	0	0	1	1	0								
										0	0	0	0	0	0	0									
<b>Inning Stats</b>	R: 1 E: 0 K: 0 S: 9	H: 1 LOB: 2 BB: 2 P: 18	R: 0 E: 0 K: 0 S: 10	H: 1 LOB: 2 BB: 1 P: 18	R: 2 E: 0 K: 3 S: 14	H: 2 LOB: 3 BB: 2 P: 30	R: 0 E: 0 K: 0 S: 3	H: 0 LOB: 0 BB: 1 P: 7	R: 0 E: 0 K: 2 S: 11	H: 1 LOB: 1 BB: 1 P: 15	R: 0 E: 0 K: 0 S: 5	H: 0 LOB: 0 BB: 0 P: 8	R: 3 E: 0 K: 0 S: 25	H: 3 LOB: 3 BB: 3 P: 45	R: 0 E: 0 K: 0 S: 4	H: 0 LOB: 0 BB: 0 P: 8	R: 0 E: 0 K: 2 S: 13	H: 1 LOB: 1 BB: 0 P: 17	1B: 7 2B: 1 3B: 0 HR: 0	SF: 0 SAC: 0 DP: 1 HBP: 1	WP: 2 PB: 0 SB: 3 CS: 0	PA: 45			
<b>PITCHER</b>	IP	WLS	BF	H	R	ER	SO	BB	IBB	HBP	BLK	WP	HR	S	P	ERA	WHIP								
Matt Clement, R ERA: 5.01	(1, 1)	6.0	L	30	4	4	4	5	8	0	1	0	0	0	102	6.00	2.000								
Kevin Walker, L ERA: 4.53	(7, 1)	0.1		3	1	0	0	0	0	1	0	0	0	5	10	0.00	3.000								
Carlos Almanzar, R ERA: 4.3	(7, 1)	0.0		3	2	2	0	0	1	0	0	0	0	11	20	∞	∞								
Todd Erdos, R ERA: 4.72	(7, 1)	2.2		9	1	0	0	2	0	0	0	0	0	24	34	0.00	0.375								

AB	34
R	6
H	8
RBI	5
BB	10
SO	7
LOB	30



Batter	1	2	3	4	5	6	7	8	9	AB	R	H	RBI	BB	SO	LOB	BOTTOM								
Damian Jackson, R OBP: 0.345, SLG: 0.379										4	1	2	0	0	0	0	<b>Pittsburgh Pirates @ San Diego Padres</b> Qualcomm Stadium, San Diego, CA Sat Sep 02 2000, 10:05 PM EDT Att: 33,358 - Cloudy - 70 F								
Desi Relaford, S OBP: 0.364, SLG: 0.326										4	0	1	0	0	1	1									
Ryan Klesko, L OBP: 0.399, SLG: 0.544										3	0	1	0	1	0	1									
Phil Nevin, R OBP: 0.378, SLG: 0.556										4	0	1	1	0	1	4									
John Mabry, L OBP: 0.301, SLG: 0.399 Carlos Almanzar, R OBP: 0.250, SLG: 0.250 Todd Erdos, R OBP: 0.250, SLG: 0.250 Dave Magadan, L OBP: 0.300, SLG: 0.351										3	0	1	0	0	0	2									
Mike Dam, L OBP: 0.336, SLG: 0.419										4	1	1	0	0	1	4									
Ruben Rivera, R OBP: 0.299, SLG: 0.402										4	0	0	0	0	1	3									
George Williams, S OBP: 0.231, SLG: 0.417										2	1	1	2	0	1	0									
Matt Clement, R OBP: 0.148, SLG: 0.120 Kevin Walker, L OBP: 0.250, SLG: 0.250 Eric Owens, R OBP: 0.353, SLG: 0.385										2	0	0	0	0	1	0									
										0	0	0	0	0	0	0									
										1	0	0	0	0	0	1									
<b>Inning Stats</b>	R: 0 E: 0 K: 1 S: 11	H: 1 LOB: 1 BB: 0 P: 15	R: 0 E: 0 K: 0 S: 7	H: 1 LOB: 0 BB: 0 P: 9	R: 0 E: 0 K: 2 S: 12	H: 0 LOB: 0 BB: 0 P: 18	R: 0 E: 0 K: 1 S: 6	H: 1 LOB: 0 BB: 0 P: 8	R: 2 E: 0 K: 0 S: 12	H: 2 LOB: 2 BB: 1 P: 16	R: 1 E: 0 K: 0 S: 11	H: 2 LOB: 0 BB: 1 P: 17	R: 0 E: 0 K: 0 S: 5	H: 0 LOB: 0 BB: 0 P: 7	R: 0 E: 0 K: 2 S: 11	H: 1 LOB: 1 BB: 0 P: 15	1B: 5 2B: 3 3B: 0 HR: 1	SF: 0 SAC: 0 DP: 2 HBP: 1	WP: 0 PB: 0 SB: 0 CS: 0	PA: 34					
<b>PITCHER</b>	IP	WLS	BF	H	R	ER	SO	BB	IBB	HBP	BLK	WP	HR	S	P	ERA	WHIP								
Todd Ritchie, R ERA: 4.68	(1, 1)	6.0	W	24	7	3	3	4	1	0	0	0	0	59	83	4.50	1.333								
Marc Wilkins, R ERA: 5.12	(7, 1)	2.0	H	7	1	0	0	0	0	0	1	0	0	14	20	0.00	0.500								
Scott Sauerbeck, L ERA: 3.6	(9, 1)	1.0	S	3	0	0	0	2	0	0	0	0	0	9	13	0.00	0.000								

AB	32
R	3
H	8
RBI	3
BB	1
SO	6
LOB	17









Batter	1	2	3	4	5	6	7	8	9	AB	R	H	RBI	BB	SO	LOB	TOP				
Marquis Grissom, R OBP: 0.280, SLG: 0.340 James Mouton, R OBP: 0.363, SLG: 0.327	1-1 F8		2-2 F9		1-1 G6-3		1-3 K			4	0	0	0	0	1	0	<b>Milwaukee Brewers @ San Diego Padres</b> Qualcomm Stadium, San Diego, CA Mon Sep 04 2000, 9:05 PM EDT Att: 15,183 - Sunny - 75 F				
Mark Loretta, R OBP: 0.356, SLG: 0.412	1-1 F9		1-0 F2			4-0 HR BB		1-1 G6-3		3	1	0	0	1	0	0					
Geoff Jenkins, L OBP: 0.369, SLG: 0.591 Lou Collier, R OBP: 0.363, SLG: 0.327	3-3 K			1-1 G3		2-3 K		1-0 L3 1B		4	0	1	0	0	2	1					
Richie Sexson, R OBP: 0.343, SLG: 0.499		1-0 G6-3		0-1 BB 1B		4-1 HR BB		2-2 L3		3	1	1	0	1	0	1					
Jeremy Burnitz, L OBP: 0.342, SLG: 0.431		3-0 1B 1B		4-0 1-2 BB		1-3 K		1-3 K		3	0	1	0	1	2	2					
Tyler Houston, L OBP: 0.285, SLG: 0.521		0-1 1-2 1B		2-3 K		1-1 1-H 2-H HR		2-1 F7		4	1	2	3	0	1	2					
Luis Lopez, S OBP: 0.306, SLG: 0.424		1-3 K		0-0 L4		0-0 G1-3		0-3 K		4	0	0	0	0	2	4					
Henry Blanco, R OBP: 0.318, SLG: 0.381	1-1 P6			2-2 F7		2-1 F7				3	0	0	0	0	0	2					
Jamey Wright, R OBP: 0.083, SLG: 0.111 Ray King, L OBP: 0.363, SLG: 0.327 David Weathers, R OBP: 0.363, SLG: 0.327			0-3 K		0-2 G5-3		0-3 K			3	0	0	0	0	2	0					
<b>Inning Stats</b>	R: 0 E: 0 K: 1 S: 7	H: 0 LOB: 0 BB: 0 P: 12	R: 0 E: 0 K: 1 S: 10	H: 2 LOB: 2 BB: 0 P: 16	R: 0 E: 0 K: 1 S: 10	H: 0 LOB: 0 BB: 0 P: 13	R: 0 E: 0 K: 1 S: 8	H: 1 LOB: 2 BB: 1 P: 15	R: 0 E: 0 K: 0 S: 9	H: 0 LOB: 0 BB: 0 P: 12	R: 3 E: 0 K: 2 S: 10	H: 1 LOB: 0 BB: 2 P: 22	R: 0 E: 0 K: 0 S: 8	H: 0 LOB: 0 BB: 0 P: 11	R: 0 E: 0 K: 0 S: 7	H: 1 LOB: 0 BB: 0 P: 11	1B: 4 2B: 1 3B: 0 HR: 1	SF: 0 SAC: 0 DP: 1 HBP: 0	WP: 0 PB: 0 CS: 0	PA: 34	
<b>PITCHER</b>	IP	WLS	BF	H	R	ER	SO	BB	IBB	HBP	BLK	WP	HR	S	P	ERA	WHIP				
Brian Tolberg, R ERA: 3.29	(1, 1)	7.0	28	4	3	3	8	3	0	0	0	0	1	62	101	3.86	1.000				
Tom Davey, R ERA: 3.45	(8, 1)	1.0	W	3	1	0	0	0	0	0	0	0	0	7	11	0.00	1.000				
Trevor Hoffman, R ERA: 3.45	(9, 1)	1.0	S	3	0	0	2	0	0	0	0	0	0	8	11	0.00	0.000				

Batter	1	2	3	4	5	6	7	8	9	AB	R	H	RBI	BB	SO	LOB	BOTTOM				
Damian Jackson, R OBP: 0.349, SLG: 0.381	2-2 G4-3 1B	2-1 E 1B		1-2 1B			3-3 K			4	1	3	1	0	1	0	<b>Milwaukee Brewers @ San Diego Padres</b> Qualcomm Stadium, San Diego, CA Mon Sep 04 2000, 9:05 PM EDT Att: 15,183 - Sunny - 75 F				
Desi Relaford, S OBP: 0.362, SLG: 0.323	0-0 G4-3	0-2 E3		0-0 F7			1-3 K			4	0	0	0	0	1	3					
Ryan Klesko, L OBP: 0.396, SLG: 0.539	0-1 G4-3	1-0 P6			1-1 G4-3			2-1 G4-3		4	0	0	0	0	0	3					
Phil Nevin, R OBP: 0.378, SLG: 0.555	1-0 1B HBP		1-0 G4-3		3-2 G4-3			0-0 WP 1B 2B		3	1	1	0	0	0	0					
John Mabry, L OBP: 0.311, SLG: 0.424 Ed Sprague, R OBP: 0.313, SLG: 0.461 Trevor Hoffman, R OBP: 0.363, SLG: 0.327	1-1 1B	2-1 1B		3-2 F8			2-3 K			3	0	2	1	0	0	0					
Mike Dam, L OBP: 0.345, SLG: 0.417	1-2 3-H F7		0-3 K			1-3 K		4-0 WP E BB		3	1	0	0	1	2	3					
Ruben Rivera, R OBP: 0.299, SLG: 0.398		4-2 SH3-4 1B BB	0-0 F8			0-0 L9		2-1 E5 1B		3	1	1	1	1	0	1					
Wiki Gonzalez, R OBP: 0.311, SLG: 0.333		0-3 K		0-1 F9		0-2 G5-3		2-1 G5-3		4	0	0	0	0	1	2					
Brian Tolberg, R OBP: 0.115, SLG: 0.115 Dave Magadan, L OBP: 0.383, SLG: 0.333 Tom Davey, R OBP: 0.363, SLG: 0.327 Eric Owens, R OBP: 0.353, SLG: 0.384		0-0 SH3-4		0-2 G3			3-3 K			1	0	0	0	0	0	0					
<b>Inning Stats</b>	R: 1 E: 0 K: 0 S: 10	H: 2 LOB: 2 BB: 0 P: 14	R: 1 E: 1 K: 1 S: 12	H: 1 LOB: 2 BB: 1 P: 19	R: 0 E: 0 K: 1 S: 7	H: 1 LOB: 1 BB: 0 P: 10	R: 0 E: 0 K: 0 S: 10	H: 1 LOB: 1 BB: 0 P: 11	R: 0 E: 0 K: 0 S: 8	H: 0 LOB: 0 BB: 0 P: 15	R: 0 E: 0 K: 1 S: 7	H: 0 LOB: 0 BB: 0 P: 8	R: 0 E: 0 K: 3 S: 9	H: 0 LOB: 0 BB: 0 P: 16	R: 2 E: 1 K: 1 S: 10	H: 2 LOB: 1 BB: 1 P: 22	1B: 6 2B: 1 3B: 0 HR: 0	SF: 0 SAC: 1 DP: 0 HBP: 1	WP: 1 PB: 0 CS: 0	PA: 35	
<b>PITCHER</b>	IP	WLS	BF	H	R	ER	SO	BB	IBB	HBP	BLK	WP	HR	S	P	ERA	WHIP				
Jamey Wright, R ERA: 4.11	(1, 1)	0.1	L	3	1	1	0	1	0	0	0	1	0	5	13	0.00	6.000				
Ray King, L ERA: 1.69	(8, 1)	0.1	L	3	1	0	1	1	0	0	0	0	0	2	4	0.00	0.000				
David Weathers, R ERA: 3.43	(8, 1)	0.1	L	3	1	0	1	1	0	0	0	0	0	2	4	0.00	0.000				



Batter	1	2	3	4	5	6	7	8	9	AB	R	H	RBI	BB	SO	LOB	TOP				
Marquis Grissom, R (1, 8) OBP: 0.278, SLG: 0.337	1-1 G6-3		3-3 K		0-3 K		3-1 G6-3			4	0	0	0	0	2	2	<b>Milwaukee Brewers @ San Diego Padres</b> Qualcomm Stadium, San Diego, CA Tue Sep 05 2000, 10:05 PM EDT Att: 14,001 - Cloudy - 74 F				
Mark Loretta, R (1, 6) OBP: 0.351, SLG: 0.406	3-2 P3		1-0 G5-3		0-1 B1		2-2 F9			4	0	0	0	0	0	2					
Geoff Jenkins, L (1, 7) OBP: 0.366, SLG: 0.585	1-3 K			0-0 G4-3		0-3 K		0-0 G3		4	0	0	0	0	2	1					
Richie Sexson, R (1, 3) OBP: 0.343, SLG: 0.497		3-3 K		3-2 FC4-6 1B		3-3 K		1-3 K		4	1	1	0	0	3	0					
Jeromy Burnitz, L (1, 9) OBP: 0.343, SLG: 0.429		1-3 K		0-0 E5 FC4-6 1B		4-1 1B BB		4-2 BB		2	0	0	0	2	1	1					
Tyler Houston, L (1, 5) OBP: 0.289, SLG: 0.521 Charlie Hayes, R (8, PH) OBP: 0.352, SLG: 0.370		2-0 1B		4-0 FC4-6 IBB		1-0 F7		1-0 G6-3		2	0	1	0	1	0	1					
Ronnie Belliard, R (1, 4) OBP: 0.347, SLG: 0.382		3-2 P6		0-2 FC4-6 1B		0-1 1B				4	0	1	1	0	1	3					
Raul Casanova, S (1, 2) OBP: 0.332, SLG: 0.404			4-2 SH3-4 BB		0-0 G3		1-3 K			3	0	0	0	1	2	4					
Paul Rigdon, R (1, 1) OBP: 0.273, SLG: 0.111 Mark Sweeney, L (7, PH) OBP: 0.343, SLG: 0.305 Everett Stull, R (7, 1) Angel Echevarria, R (9, PH) OBP: 0.268, SLG: 0.342			0-2 SH3-4			4-1 BB		2-3 K		0	0	0	0	1	0	0					
			1-2 BB					2-1 F8		1	0	0	0	0	1	0					
										1	0	0	0	0	0	0					
										1	0	0	0	0	0	0					
										1	0	0	0	0	0	0					
<b>Inning Stats</b>	R: 0 E: 0 K: 1 S: 8	H: 0 LOB: 0 BB: 0 P: 13	R: 0 E: 0 K: 2 S: 11	H: 1 LOB: 1 BB: 0 P: 20	R: 0 E: 0 K: 1 S: 11	H: 0 LOB: 1 BB: 1 P: 19	R: 1 E: 1 K: 0 S: 9	H: 1 LOB: 2 BB: 1 P: 16	R: 0 E: 0 K: 2 S: 10	H: 0 LOB: 0 BB: 1 P: 19	R: 0 E: 0 K: 1 S: 8	H: 0 LOB: 0 BB: 0 P: 15	R: 0 E: 0 K: 1 S: 9	H: 0 LOB: 1 BB: 1 P: 15	R: 0 E: 0 K: 2 S: 8	H: 0 LOB: 0 BB: 0 P: 11	1B: 3 2B: 0 3B: 0 HR: 0	SF: 0 SAC: 1 DP: 0 HBP: 0	WP: 0 PB: 0 SB: 0 CS: 0	PA: 36	
<b>PITCHER</b>	IP	WLS	BF	H	R	ER	SO	BB	IBB	HBP	BLK	WP	HR	S	P	ERA	WHIP				
Jay Witasick, R (1, 1) ERA: 5.74	7.2	W	32	3	1	0	10	4	1	0	0	0	0	74	128	0.00	0.913				
Kevin Walker, L (8, 1) ERA: 4.53	0.1	H	1	0	0	0	0	0	0	0	0	0	0	1	2	0.00	0.000				
Trevor Hoffman, R (9, 1) ERA: 3.39	1.0	S	3	0	0	0	2	0	0	0	0	0	0	8	11	0.00	0.000				

AB	30
R	1
H	3
RBI	1
BB	5
SO	12
LOB	15



Batter	1	2	3	4	5	6	7	8	9	AB	R	H	RBI	BB	SO	LOB	BOTTOM				
Damian Jackson, R (1, 4) OBP: 0.345, SLG: 0.377	1-2 G4-3		0-1 P2		2-1 F9		0-0 G4-6-3			4	0	0	0	0	0	2	<b>Milwaukee Brewers @ San Diego Padres</b> Qualcomm Stadium, San Diego, CA Tue Sep 05 2000, 10:05 PM EDT Att: 14,001 - Cloudy - 74 F				
Desi Relaford, S (1, 6) OBP: 0.366, SLG: 0.324	4-1 P5-3 BB		1-1 HR 1B		3-2 F9		4-1 FC6-4 BB			2	1	1	0	2	0	0					
Ryan Klesko, L (1, 3) OBP: 0.395, SLG: 0.543	2-2 P5-3		0-0 HR		1-3 K		0-0 FC6-4			4	1	1	2	0	1	2					
Phil Nevin, R (1, 5) OBP: 0.379, SLG: 0.560		0-3 K		3-2 HR		4-1 BB		1-2 G6-3		3	1	1	1	1	1	1					
John Mabry, L (1, 9) OBP: 0.306, SLG: 0.417 29 Kory DeHaan, L (7, 7) OBP: 0.250, SLG: 0.348		3-2 G6-3		3-2 G3-1		0-2 F7		0-2 P5		3	0	0	0	0	0	1					
Mike Dam, L (1, 7) OBP: 0.338, SLG: 0.407		2-2 F7		0-0 F7		0-0 F8				3	0	0	0	0	0	1					
Ruben Rivera, R (1, 8) OBP: 0.299, SLG: 0.396			3-3 K		4-2 BB BB		3-2 G5-3			2	0	0	0	1	1	1					
Ben Davis, S (1, 2) OBP: 0.239, SLG: 0.263			2-2 1B		4-0 1B BB		3-2 G4-3			2	0	1	0	1	0	0					
Jay Witasick, R (1, 1) OBP: 0.143, SLG: 0.143 Kevin Walker, L (8, 1) OBP: 0.250, SLG: 0.250 Trevor Hoffman, R (9, 1) ERA: 5.66			0-1 P6		1-3 K		1-0 G4-6-3 1B			3	0	1	0	0	1	3					
										0	0	0	0	0	0	0					
										0	0	0	0	0	0	0					
<b>Inning Stats</b>	R: 0 E: 0 K: 0 S: 7	H: 0 LOB: 0 BB: 1 P: 14	R: 0 E: 0 K: 1 S: 10	H: 0 LOB: 0 BB: 0 P: 15	R: 0 E: 0 K: 1 S: 12	H: 1 LOB: 1 BB: 0 P: 17	R: 3 E: 0 K: 1 S: 21	H: 3 LOB: 2 BB: 2 P: 37	R: 0 E: 0 K: 1 S: 18	H: 0 LOB: 0 BB: 0 P: 24	R: 0 E: 0 K: 0 S: 8	H: 0 LOB: 1 BB: 1 P: 15	R: 0 E: 0 K: 0 S: 5	H: 1 LOB: 0 BB: 0 P: 9	R: 0 E: 0 K: 0 S: 8	H: 0 LOB: 1 BB: 1 P: 13	1B: 3 2B: 1 3B: 0 HR: 2	SF: 0 SAC: 0 DP: 2 HBP: 0	WP: 0 PB: 0 SB: 1 CS: 0	PA: 32	
<b>PITCHER</b>	IP	WLS	BF	H	R	ER	SO	BB	IBB	HBP	BLK	WP	HR	S	P	ERA	WHIP				
Paul Rigdon, R (1, 1) ERA: 5.74	6.0	L	25	4	3	3	4	4	0	0	0	0	0	76	122	4.50	1.333				
Everett Stull, R (7, 1) ERA: 5.66	2.0		7	1	0	0	0	1	0	0	0	0	0	13	22	0.00	1.000				

AB	27
R	3
H	5
RBI	3
BB	5
SO	4
LOB	12









Batter	1	2	3	4	5	6	7	8	9	AB	R	H	RBI	BB	SO	LOB	TOP										
Damian Jackson, R OBP: 0.350, SLG: 0.385 Tom Davey, R (8, 1)	F3		K			G3-4-3 1B		K		4	0	1	0	0	2	0	<b>San Diego Padres @ San Francisco Giants</b> PacBell Park, San Francisco, CA Thu Sep 07 2000, 10:15 PM EDT Att: 40,930 - Sunny - 75 F <a href="http://livebaseballscorecards.com">livebaseballscorecards.com</a>										
Eric Owens, R OBP: 0.353, SLG: 0.382 (1, 9)	G1-3			G5-3		G3-4-3		G6-3		4	0	0	0	0	0	1											
Ruben Rivera, R OBP: 0.296, SLG: 0.390 (1, 8)	K			G5-3		G6-3		K		4	0	0	0	0	2	1											
Ed Sprague, R OBP: 0.318, SLG: 0.462 (8, 4)		G4-6-3 1B		FC6-4 1B			BB		G4-3		3	0	2	0	1	0											
Joe Vitiello, R OBP: 0.320, SLG: 0.455 (1, 3)		G4-6-3 1B		FC6-4			K			3	0	1	0	0	1	2											
Greg LaRocca, R OBP: 0.333, SLG: 0.333 (1, 5) (7, 6)		G4-6-3			G1-6-3 1B		K			3	0	1	0	0	1	3											
Desi Relaford, S OBP: 0.366, SLG: 0.320 Carlos Almanzar, R 29 Kory DeHaan, L OBP: 0.253, SLG: 0.348 (8, 7)		G6-3			F3		K			3	0	0	0	0	1	3											
Ben Davis, S OBP: 0.231, SLG: 0.253 (1, 2)			K		G1-6-3			F7		3	0	0	0	0	1	1											
Matt Clement, R OBP: 0.143, SLG: 0.115 Todd Erdos, R Gabe Alvarez, R (6, 1) (7, 5)			K			K		F9		2	0	0	0	0	2	0											
										0	0	0	0	0	0	0											
										1	0	0	0	0	0	0											
<b>Inning Stats</b>	R: 0 E: 0 K: 1 S: 7	H: 0 LOB: 0 BB: 0 P: 9	R: 0 E: 0 K: 0 S: 8	H: 2 LOB: 1 BB: 0 P: 14	R: 0 E: 0 K: 3 S: 10	H: 0 LOB: 0 BB: 0 P: 14	R: 0 E: 0 K: 0 S: 8	H: 1 LOB: 1 BB: 0 P: 12	R: 0 E: 0 K: 1 S: 7	H: 1 LOB: 0 BB: 0 P: 10	R: 0 E: 0 K: 1 S: 9	H: 1 LOB: 1 BB: 0 P: 17	R: 0 E: 0 K: 3 S: 9	H: 0 LOB: 1 BB: 1 P: 19	R: 0 E: 0 K: 1 S: 7	H: 0 LOB: 0 BB: 0 P: 10	R: 0 E: 0 K: 1 S: 8	H: 0 LOB: 0 BB: 0 P: 11	1B: 5 2B: 0 3B: 0 HR: 0	SF: 0 SAC: 0 DP: 2 HBP: 0	WP: 0 PB: 0 SB: 0 CS: 0	PA: 31					
<b>PITCHER</b>	IP	WLS	BF	H	R	ER	SO	BB	IBB	HBP	BLK	WP	HR	S	P	ERA	WHIP										
Shawn Estes, L ERA: 3.88 Miguel Del Toro, R ERA: 3.39 Ryan Vogelsong, R ERA:	(1, 1) (8, 1) (9, 1)	7.0 1.0 1.0	W 3 3	25 0 0	5 0 0	0 0 0	8 1 1	0 0 0	0 0 0	0 0 0	0 0 0	0 0 0	0 0 0	58 7 8	95 10 11	0.00 0.00 0.00	0.857 0.000 0.000										

Batter	1	2	3	4	5	6	7	8	9	AB	R	H	RBI	BB	SO	LOB	BOTTOM										
Marvin Benard, L OBP: 0.349, SLG: 0.399 Miguel Del Toro, R Damon Minor, L Ryan Vogelsong, R (8, PH) (9, 1)	K		SH5-3 HR	K		1B FC3 1B	1B G4-3 2B	F8		5	3	3	1	0	2	1	<b>San Diego Padres @ San Francisco Giants</b> PacBell Park, San Francisco, CA Thu Sep 07 2000, 10:15 PM EDT Att: 40,930 - Sunny - 75 F <a href="http://livebaseballscorecards.com">livebaseballscorecards.com</a>										
Bill Mueller, S OBP: 0.339, SLG: 0.392 Pedro Feliz, R OBP: 0.667, SLG: 0.667 (1, 5) (7, 5)	G3-1		SH5-3		F9 1B BB	FC3 1B	G4-3 2B 1B			2	2	1	0	1	0	0											
Barry Bonds, L Armando Rios, L OBP: 0.696 OBP: 0.342, SLG: 0.505 (1, 7) (7, 9)	G4-3		HR		FC5-4 1B BB	FC3 1B	G4-3 1B 1B	G4-3		3	2	1	3	1	0	1											
Jeff Kent, R OBP: 0.422, SLG: 0.599 28 Juan Melo, S OBP: 0.250, SLG: 0.250 (1, 4) (7, 4)		P5			F9	1B HR	1B E 1B			3	1	1	1	1	0	2											
J.T. Snow, L OBP: 0.375, SLG: 0.457 Felipe Crespo, S OBP: 0.339, SLG: 0.390 (1, 3) (7, 3)		BB 1B BB	L4		FC5-4 1B	HR 1B	E3 1B			3	1	2	2	1	0	1											
Ellis Burks, R OBP: 0.428, SLG: 0.630 Terrell Lowery, R OBP: 0.606, SLG: 0.786 (1, 9) (7, 7)		K	K		FC5-4	HR	K			4	1	1	3	0	2	4											
Rich Aurilia, R OBP: 0.337, SLG: 0.448 Ramon Martinez, R OBP: 0.348, SLG: 0.494 (1, 6) (7, 6)		BB 1B			G6-3	K				4	0	2	0	0	1	2											
Bobby Estalella, R OBP: 0.379, SLG: 0.512 Scott Servais, R OBP: 0.270, SLG: 0.284 (7, PH) (8, 2)		BB			K			F9		1	0	0	0	0	0	3											
Shawn Estes, R OBP: 0.238, SLG: 0.328 Calvin Murray, R OBP: 0.336, SLG: 0.315 (1, 1) (8, 8)		F3			F7			P3		3	0	0	0	0	0	4											
										1	0	0	0	0	0	0											
<b>Inning Stats</b>	R: 0 E: 0 K: 1 S: 7	H: 1 LOB: 3 BB: 2 P: 12	R: 0 E: 0 K: 1 S: 10	H: 1 LOB: 2 BB: 1 P: 23	R: 2 E: 0 K: 1 S: 9	H: 2 LOB: 1 BB: 1 P: 16	R: 0 E: 0 K: 2 S: 11	H: 1 LOB: 1 BB: 0 P: 16	R: 1 E: 0 K: 0 S: 10	H: 1 LOB: 2 BB: 2 P: 20	R: 8 E: 0 K: 1 S: 26	H: 6 LOB: 0 BB: 1 P: 52	R: 2 E: 1 K: 1 S: 17	H: 4 LOB: 3 BB: 0 P: 27	R: 0 E: 0 K: 0 S: 8	H: 1 LOB: 1 BB: 0 P: 13	1B: 11 2B: 2 3B: 0 HR: 3	SF: 0 SAC: 2 DP: 0 HBP: 0	WP: 1 PB: 0 SB: 1 CS: 0	PA: 48							
<b>PITCHER</b>	IP	WLS	BF	H	R	ER	SO	BB	IBB	HBP	BLK	WP	HR	S	P	ERA	WHIP										
Matt Clement, R Todd Erdos, R Carlos Almanzar, R Tom Davey, R ERA: 5.16 ERA: 5.59 ERA: 4.74 ERA:	(1, 1) (6, 1) (7, 1) (8, 1)	5.1 0.2 1.0 1.0	L 7 8 4	29 4 4 1	6 5 2 0	6 5 2 0	5 1 1 0	0 0 0 0	0 0 0 0	0 0 0 0	0 0 0 0	0 0 0 0	0 2 17 8	54 19 27 13	10 36 27 13	0.00 67.50 18.00 0.00	2.438 6.000 4.000 1.000										





Batter	1	2	3	4	5	6	7	8	9	AB	R	H	RBI	BB	SO	LOB	TOP										
<b>Damian Jackson, R</b> (1,4) OBP: 0.352, SLG: 0.388	4-1 1B BB		0-2 L9			2-2 E 2B	0-0 FC6-4		1-1 P4	5	1	2	0	1	0	3	<b>San Diego Padres @ San Francisco Giants</b> PacBell Park, San Francisco, CA Fri Sep 08 2000, 10:35 PM EDT Att: 40,930 - Sunny - 65 F										
<b>Eric Owens, R</b> (1,7) OBP: 0.351, SLG: 0.380	0-1 F9		0-0 G5-3			0-2 E6		3-2 F8	0-0 G4-3	6	1	1	1	0	0	2											
<b>Ryan Klesko, L</b> (1,3) OBP: 0.393, SLG: 0.535	0-0 F7				0-0 G3	1-0 G1-3		0-2 F7	1-1 G4-3	6	1	1	2	0	0	3											
<b>Dave Magadan, L</b> (1,5) OBP: 0.345, SLG: 0.345 <b>Greg LaRocca, R</b> (8, PR) OBP: 0.333, SLG: 0.333	2-2 1B				4-1 1B BB		4-2 1B 1B BB	1-2 HR	3-2 G4-3	3	2	3	1	2	0	0											
<b>John Mabry, L</b> (1,9) OBP: 0.313, SLG: 0.432 <b>29 Kory DeHaan, L</b> (9,9) OBP: 0.253, SLG: 0.348	2-2 G4-3				3-1 L8		2-2 1B 1B	0-0 HR	1-0 G4-3	5	1	2	3	0	0	4											
<b>Mike Darr, L</b> (1,8) OBP: 0.352, SLG: 0.411 <b>Carlos Almanzar, R</b> (7,1)		1-0 G6-3			2-2 1B		1-1 1B	1-0 G4-3	1-0 1B	4	0	2	0	0	0	0											
<b>Joe Vitiello, R</b> (8, PH) OBP: 0.455, SLG: 0.455 <b>Kevin Walker, L</b> (8,1) OBP: 0.250, SLG: 0.250 <b>Trevor Hoffman, R</b> (9,1)		0-2 F9			0-1 L9		2-3 K		1-0 1B BB	5	1	2	1	0	1	5											
<b>Ben Davis, S</b> (1,2) OBP: 0.250, SLG: 0.273		3-1 G4-3				2-3 K	1-1 FC6-4		1-2 1B	5	1	3	2	0	1	0											
<b>Will Cunnane, R</b> (1,1) OBP: 0.143, SLG: 0.286 <b>Gabe Alvarez, R</b> (5, PH) OBP: 0.450, SLG: 0.450 <b>Dave Maurer, R</b> (5,1) OBP: 0.250, SLG: 0.250 <b>Ed Sprague, R</b> (6, PH) OBP: 0.250, SLG: 0.250 <b>Heathcliff Slocumb, R</b> (8,1) OBP: 0.250, SLG: 0.250 <b>Ruben Rivera, R</b> (7,8)			0-0 G6-3		4-2 2B BB		0-3 K		1-0 L7	1	0	0	0	0	0	0											
<b>Inning Stats</b>	R: 0 E: 0 K: 0 S: 11	H: 1 LOB: 2 BB: 1 P: 19	R: 0 E: 0 K: 0 S: 6	H: 0 LOB: 0 BB: 0 P: 10	R: 0 E: 0 K: 0 S: 5	H: 0 LOB: 0 BB: 0 P: 5	R: 0 E: 0 K: 0 S: 10	H: 1 LOB: 2 BB: 1 P: 19	R: 0 E: 1 K: 1 S: 15	H: 3 LOB: 3 BB: 1 P: 24	R: 2 E: 0 K: 0 S: 14	H: 2 LOB: 0 BB: 0 P: 19	R: 7 E: 0 K: 1 S: 25	H: 8 LOB: 2 BB: 1 P: 41	R: 0 E: 0 K: 0 S: 4	H: 0 LOB: 0 BB: 0 P: 5		1B: 14 2B: 1 3B: 0 HR: 1	SF: 0 SAC: 0 DP: 0 HBP: 0	WP: 0 PA: 48 PB: 0 SB: 0 CS: 0							
<b>PITCHER</b>	IP	WLS	BF	H	R	ER	SO	BB	IBB	HBP	BLK	WP	HR	S	P	ERA	WHIP										
<b>Livan Hernandez, R</b> (1,1) ERA: 3.79	7.0		33	8	3	3	3	4	0	0	0	0	0	11	18	3.86	1.714										
<b>Felix Rodriguez, R</b> (8,1) ERA: 2.92	0.1	L	5	4	4	4	1	0	0	0	0	0	0	1	14	108.00	12.000										
<b>Alan Embree, L</b> (8,1) ERA: 4.61	0.1		3	2	1	1	0	0	0	0	0	0	0	9	18	27.00	6.000										
<b>Doug Henry, R</b> (8,1) ERA: 4.1	1.1		7	2	2	2	0	1	0	0	0	0	0	9	14	13.50	2.250										

Batter	1	2	3	4	5	6	7	8	9	AB	R	H	RBI	BB	SO	LOB	BOTTOM											
<b>Marvin Benard, L</b> (1,8) OBP: 0.348, SLG: 0.397	2-2 G6-3		2-1 G3	2-2 1B 1B		0-3 K	2-2 FC3-6			5	0	1	1	0	1	2	<b>San Diego Padres @ San Francisco Giants</b> PacBell Park, San Francisco, CA Fri Sep 08 2000, 10:35 PM EDT Att: 40,930 - Sunny - 65 F											
<b>Bill Mueller, S</b> (1,5) OBP: 0.339, SLG: 0.394	3-2 WP BB SF7		3-2 G5-3	2-0 F8		0-1 BB BLK	1-1 L8			5	2	2	0	0	0	4												
<b>Barry Bonds, L</b> (1,7) OBP: 0.444, SLG: 0.696	4-2 1B BB		1-2 3B 1B	1-2 1B		4-0 BLK FC4-2 IBB	3-3 K			3	1	2	1	2	1	0												
<b>Jeff Kent, R</b> (1,4) OBP: 0.422, SLG: 0.597	3-2 SF7		4-2 3B BB	2-2 F9		4-2 FC4-2 BLK BB	2-1 F9			2	1	0	1	2	0	2												
<b>J.T. Snow, L</b> (1,3) OBP: 0.374, SLG: 0.459	3-2 F9		2-0 1H 2H 3B		2-1 G4-3	2-2 FC4-2	2-3 K			5	0	1	2	0	1	3												
<b>Rich Aurilia, R</b> (1,6) OBP: 0.335, SLG: 0.452		2-3 K	2-3 K		2-2 HR	1-2 F8		0-0 F9		5	1	1	1	0	2	3												
<b>Felipe Crespo, S</b> (1,9) OBP: 0.345, SLG: 0.394 <b>Calvin Murray, R</b> (8,8) OBP: 0.335, SLG: 0.313		1-1 G3-1		2-1 1B 1B	2-1 1B		0-0 F9		2-3 K	4	1	2	0	0	0	0												
<b>Bobby Estalella, R</b> (1,2) OBP: 0.379, SLG: 0.510		1-0 1B		0-0 F7	2-3 K		1-2 FC3-6 1B		3-2 F7	5	0	2	0	0	1	2												
<b>Livan Hernandez, R</b> (1,1) OBP: 0.266, SLG: 0.333 <b>Russ Davis, R</b> (7, PH) OBP: 0.305, SLG: 0.435 <b>Felix Rodriguez, R</b> (8,1) OBP: 0.250, SLG: 0.250 <b>Alan Embree, L</b> (8,1) OBP: 0.250, SLG: 0.250 <b>Doug Henry, R</b> (8,1) OBP: 0.250, SLG: 0.250		1-2 G3		0-0 1B 1B	0-0 L9		2-1 FC3-6 1B			3	1	1	0	0	0	2												
<b>Inning Stats</b>	R: 1 E: 0 K: 0 S: 15	H: 1 LOB: 1 BB: 1 P: 30	R: 0 E: 0 K: 1 S: 10	H: 1 LOB: 0 BB: 0 P: 15	R: 2 E: 0 K: 1 S: 18	H: 2 LOB: 1 BB: 1 P: 32	R: 2 E: 0 K: 0 S: 15	H: 4 LOB: 2 BB: 0 P: 24	R: 1 E: 0 K: 1 S: 15	H: 2 LOB: 1 BB: 0 P: 20	R: 0 E: 0 K: 1 S: 13	H: 2 LOB: 2 BB: 0 P: 19	R: 0 E: 0 K: 2 S: 8	H: 0 LOB: 0 BB: 0 P: 15	R: 0 E: 0 K: 1 S: 9	H: 0 LOB: 0 BB: 0 P: 14		1B: 10 2B: 1 3B: 1 HR: 1	SF: 1 SAC: 0 DP: 0 HBP: 0	WP: 1 PA: 44 PB: 0 SB: 2 CS: 0								
<b>PITCHER</b>	IP	WLS	BF	H	R	ER	SO	BB	IBB	HBP	BLK	WP	HR	S	P	ERA	WHIP											
<b>Will Cunnane, R</b> (1,1) ERA: 5.04	4.0		22	8	5	5	2	2	0	0	0	0	0	12	20	9.00	2.000											
<b>Dave Maurer, L</b> (5,1) ERA: 1.69	1.0		5	2	1	1	1	0	0	0	0	0	0	1	15	26	9.00	2.000										
<b>Heathcliff Slocumb, R</b> (6,1) ERA: 4.8	1.0	W	6	1	1	1	1	1	1	0	0	0	0	15	26	9.00	2.000											
<b>Carlos Almanzar, R</b> (7,1) ERA: 4.66	1.0		5	2	0	0	0	0	0	0	0	0	0	13	19	0.00	2.000											
<b>Kevin Walker, L</b> (8,1) ERA: 4.46	1.0	H	3	0	0	0	2	0	0	0	0	0	0	8	15	0.00	0.000											









Batter	1	2	3	4	5	6	7	8	9	AB	R	H	RBI	BB	SO	LOB	TOP					
Damian Jackson, R OBP: 0.349, SLG: 0.383	G6-3		G5-4-3 BB			F9		F9		3	0	0	0	1	0	0	<b>San Diego Padres @ San Francisco Giants</b> PacBell Park, San Francisco, CA Sun Sep 10 2000, 4:05 PM EDT Att: 40,930 - Sunny - 68 F					
Dest Relaford, S OBP: 0.366, SLG: 0.320	F7		G5-4-3 1-2			G6-3				3	0	0	0	1	0	2						
Ryan Klesko, L OBP: 0.284, SLG: 0.542 Joe Vitello, R OBP: 0.321, SLG: 0.435				G4-3 SF9 2B		F8				2	1	1	0	1	0	0						
Ed Sprague, R OBP: 0.318, SLG: 0.463	G5-3			G4-3			G4-3 1B		P4	4	1	1	0	0	0	2						
Eric Owens, R OBP: 0.351, SLG: 0.380 29 Kory DeHaan, L OBP: 0.247, SLG: 0.341				SF9			1-1 1B		K	2	0	1	1	0	1	0						
Ruben Rivera, R OBP: 0.296, SLG: 0.385				F8			1-2 1B		K	1	0	0	0	0	1	0						
Greg LaRocca, R OBP: 0.286, SLG: 0.286 Todd Erdos, R OBP: 0.214, SLG: 0.385						P4			K	3	0	1	1	0	0	0						
Ben Davis, S OBP: 0.253, SLG: 0.286				F9 2B			3-2 2-3 1B			3	0	1	0	0	1	1						
Jay Witasick, R OBP: 0.130, SLG: 0.130 Heathcliff Slocumb, R OBP: 0.130, SLG: 0.130 Gabe Alvarez, R				F9					F8	2	0	0	0	0	0	1						
<b>Inning Stats</b>	R: 0 E: 0 K: 0 S: 7	H: 0 LOB: 1 BB: 1 P: 14	R: 0 E: 0 K: 2 S: 8	H: 0 LOB: 0 BB: 1 P: 11	R: 0 E: 0 K: 0 S: 11	H: 1 LOB: 1 BB: 1 P: 21	R: 1 E: 0 K: 0 S: 6	H: 1 LOB: 0 BB: 0 P: 10	R: 0 E: 0 K: 0 S: 5	H: 0 LOB: 0 BB: 0 P: 14	R: 0 E: 0 K: 1 S: 16	H: 0 LOB: 1 BB: 0 P: 13	R: 1 E: 0 K: 1 S: 16	H: 3 LOB: 1 BB: 0 P: 26	R: 0 E: 0 K: 1 S: 11	H: 0 LOB: 1 BB: 1 P: 19		R: 0 E: 0 K: 2 S: 11	H: 0 LOB: 1 BB: 1 P: 22	1B: 3 2B: 2 3B: 0 HR: 0	SF: 1 SAC: 0 DP: 1 HBP: 0	WP: 0 PB: 0 SB: 0 CS: 0
<b>PITCHER</b>	IP	WLS	BF	H	R	ER	SO	BB	IBB	HBP	BLK	WP	HR	S	P	ERA	WHIP					
Kirk Rueter, L ERA: 4.03	7.0	W	26	5	2	2	3	2	0	0	0	0	0	60	109	2.57	1.000					
Doug Henry, R ERA: 4.04	1.0		4	0	0	0	1	1	0	0	0	0	0	11	19	0.00	1.000					
Ryan Vogelsong, R ERA:	1.0		4	0	0	0	2	1	0	0	0	0	0	11	22	0.00	1.000					

AB	29
R	2
H	5
RBI	2
BB	4
SO	6
LOB	9



Batter	1	2	3	4	5	6	7	8	9	AB	R	H	RBI	BB	SO	LOB	BOTTOM				
Marvin Benard, L OBP: 0.350, SLG: 0.403	G4-3 1B 3B BB						G1-3			3	2	1	1	2	0	0	<b>San Diego Padres @ San Francisco Giants</b> PacBell Park, San Francisco, CA Sun Sep 10 2000, 4:05 PM EDT Att: 40,930 - Sunny - 68 F				
Bill Mueller, S OBP: 0.341, SLG: 0.397 Pedro Feliz, R OBP: 0.667, SLG: 0.667										5	2	2	0	0	2	1					
Barry Bonds, L OBP: 0.447, SLG: 0.700 Terrell Lowery, R OBP: 0.600, SLG: 0.759										2	1	1	2	2	0	1					
Jeff Kent, R OBP: 0.420, SLG: 0.592 Ramon Martinez, R OBP: 0.344, SLG: 0.485										3	1	0	0	0	1	2					
J.T. Snow, L OBP: 0.374, SLG: 0.460										4	0	0	1	0	1	3					
Ellis Burks, R OBP: 0.428, SLG: 0.633 Calvin Murray, R OBP: 0.338, SLG: 0.322										3	1	1	2	0	0	2					
Rich Aurilia, R OBP: 0.337, SLG: 0.453										3	1	1	0	1	1	0					
Scott Servais, R OBP: 0.278, SLG: 0.292										4	0	2	0	0	1	2					
Kirk Rueter, L OBP: 0.200, SLG: 0.255 Damon Minor, L OBP: 0.250, SLG: 1.000 Doug Henry, R OBP: 0.250, SLG: 1.000 Ryan Vogelsong, R										3	0	0	0	0	1	3					
<b>Inning Stats</b>	R: 5 E: 1 K: 1 S: 26	H: 5 LOB: 1 BB: 1 P: 41	R: 1 E: 0 K: 0 S: 8	H: 1 LOB: 2 BB: 1 P: 22	R: 0 E: 0 K: 1 S: 6	H: 0 LOB: 0 BB: 0 P: 10	R: 1 E: 0 K: 2 S: 12	H: 1 LOB: 1 BB: 1 P: 22	R: 0 E: 0 K: 2 S: 12	H: 1 LOB: 1 BB: 0 P: 21	R: 0 E: 0 K: 1 S: 10	H: 0 LOB: 1 BB: 1 P: 17	R: 3 E: 0 K: 0 S: 12	H: 2 LOB: 0 BB: 1 P: 23	R: 0 E: 0 K: 0 S: 9	H: 0 LOB: 1 BB: 0 P: 14		1B: 3 2B: 3 3B: 1 HR: 3	SF: 1 SAC: 0 DP: 1 HBP: 2	WP: 0 PB: 0 SB: 0 CS: 0	PA: 41
<b>PITCHER</b>	IP	WLS	BF	H	R	ER	SO	BB	IBB	HBP	BLK	WP	HR	S	P	ERA	WHIP				
Jay Witasick, R ERA: 5.91	5.1	L	29	8	7	6	7	3	1	1	0	0	2	69	125	10.12	2.062				
Heathcliff Slocumb, R ERA: 4.75	0.2		2	0	0	0	0	0	0	0	0	0	0	5	8	0.00	0.000				
Todd Erdos, R ERA: 5.9	2.0		10	2	3	3	0	1	0	1	0	0	1	21	37	13.50	1.500				

AB	33
R	10
H	10
RBI	9
BB	5
SO	7
LOB	15





Batter	1	2	3	4	5	6	7	8	9	AB	R	H	RBI	BB	SO	LOB	TOP		
Juan Pierre, L OBP: 0.384, SLG: 0.354 (1, 8)	0-1 G4-3		0-1 L3			0-2 G6-3		2-2 1B		4	0	1	0	0	0	0	<b>Colorado Rockies @ San Diego Padres</b> Qualcomm Stadium, San Diego, CA Mon Sep 11 2000, 10:05 PM EDT Att: 19,404 - Sunny - 78 F		
Neft Perez, S OBP: 0.321, SLG: 0.440 (1, 6)	0-0 1B		0-0 F7			1-2 P6		1-3 K		4	0	1	0	0	1	2			
17 Todd Helton, L OBP: 0.469, SLG: 0.691 (1, 3)	2-2 F7			0-1 G3			3-3 K		3-2 P5	4	0	0	0	0	1	1			
Jeffrey Hammonds, R OBP: 0.403, SLG: 0.551 (1, 9)	1-0 F9			0-0 F3			2-2 F8		0-0 G5-3	4	0	0	0	0	0	1			
Todd Walker, L OBP: 0.343, SLG: 0.500 (1, 4)		0-3 K		3-2 G4-3			1-1 F7		3-2 F9	4	0	0	0	0	1	0			
Jeff Cirillo, R OBP: 0.388, SLG: 0.483 (1, 5)		1-0 G5-3			1-2 F3			0-1 G6-3		3	0	0	0	0	0	0			
Todd Hollandsworth, L OBP: 0.316, SLG: 0.491 (1, 7)		0-1 1B			2-0 L7			0-0 HR		3	2	2	1	0	0	0			
Brent Mayne, L OBP: 0.375, SLG: 0.421 Mike DeJean, R (8, 1)		0-0 1B			0-3 K			0-1 1B		3	0	2	1	0	1	0			
Julian Tavarez, L John Wastin, R Carlos Mendez, L Giovanni Carrara, R Adam Melhuse, S (1, 1) (1, 1) (6, PH) (6, PH) (8, PH) (8, 2)			2-2 G4-3			1-1 F7		3-2 G4-3		0	0	0	0	0	0	0			
<b>Inning Stats</b>	R: 0 E: 0 K: 0 S: 8	H: 1 LOB: 1 BB: 0 P: 11	R: 1 E: 0 K: 1 S: 7	H: 2 LOB: 1 BB: 0 P: 8	R: 0 E: 0 K: 0 S: 6	H: 0 LOB: 0 BB: 0 P: 8	R: 0 E: 0 K: 0 S: 6	H: 0 LOB: 0 BB: 0 P: 9	R: 0 E: 0 K: 1 S: 9	H: 0 LOB: 0 BB: 0 P: 11	R: 0 E: 0 K: 1 S: 8	H: 0 LOB: 0 BB: 0 P: 14	R: 1 E: 0 K: 1 S: 15	H: 3 LOB: 2 BB: 0 P: 21	R: 0 E: 0 K: 0 S: 9	H: 0 LOB: 0 BB: 0 P: 15		1B: 4 2B: 1 3B: 0 HR: 1	SF: 0 SAC: 0 DP: 0 HBP: 0
<b>PITCHER</b> Woody Williams, R ERA: 4.0 (1, 1)	IP: 9.0 WLS: W BF: 32 H: 6 R: 2 ER: 2 SO: 4 BB: 0 IBB: 0 HBP: 0 BLK: 0 WP: 0 HR: 1 S: 76 P: 108 ERA: 2.00 WHIP: 0.667											<b>PITCHER</b>	IP: 9.0 WLS: W BF: 32 H: 6 R: 2 ER: 2 SO: 4 BB: 0 IBB: 0 HBP: 0 BLK: 0 WP: 0 HR: 1 S: 76 P: 108 ERA: 2.00 WHIP: 0.667						

AB	32
R	2
H	6
RBI	2
BB	0
SO	4
LOB	5



Batter	1	2	3	4	5	6	7	8	9	AB	R	H	RBI	BB	SO	LOB	BOTTOM		
Damian Jackson, R OBP: 0.350, SLG: 0.385 (1, 4)	1-3 K					0-2 G3	1-1 L6			5	1	2	0	0	1	6	<b>Colorado Rockies @ San Diego Padres</b> Qualcomm Stadium, San Diego, CA Mon Sep 11 2000, 10:05 PM EDT Att: 19,404 - Sunny - 78 F		
Desi Relaford, S OBP: 0.366, SLG: 0.319 (1, 6)	0-0 1B				0-1 G3-1	3-2 G3	0-1 F8			4	1	1	0	0	0	3			
Ryan Klesko, L OBP: 0.394, SLG: 0.538 (1, 3)	4-2 1B	2-1 F8		1-0 F7		2-2 G3	4-2 PB			3	1	0	0	2	0	2			
Dave Magadan, L OBP: 0.397, SLG: 0.339 (1, 5)	1-3 K	0-1 L4		4-2 BB		0-1 L7	3-3 K			4	0	0	0	1	2	6			
John Mabry, L Ruben Rivera, R OBP: 0.312, SLG: 0.432 OBP: 0.295, SLG: 0.384 (1, 9) (8, 8)	0-0 1B	1-3 K		1-3 K		2-2 1B	2-2 G5-3			4	2	2	2	0	2	1			
Mike Dam, L OBP: 0.359, SLG: 0.419 (1, 8) (8, 9)	1-2 1B	3-0 1B		1-0 1B		0-0 G6-3	2-1 G3-1			4	2	2	1	0	0	1			
Eric Owens, R OBP: 0.354, SLG: 0.382 (1, 7)	0-0 HBP				1-1 G4-3		4-0 1B			3	0	2	1	1	0	0			
Wiki Gonzalez, R OBP: 0.312, SLG: 0.328 (1, 2)	4-2 HBP				0-0 G5-3		0-1 1B			3	0	1	1	1	0	2			
Woody Williams, R OBP: 0.310, SLG: 0.404 (1, 1)	1-2 HBP				0-2 G5-3		2-3 K			3	0	0	1	0	2	3			
<b>Inning Stats</b>	R: 5 E: 0 K: 1 S: 20	H: 5 LOB: 3 BB: 2 P: 36	R: 0 E: 0 K: 1 S: 8	H: 0 LOB: 0 BB: 0 P: 11	R: 1 E: 0 K: 1 S: 14	H: 2 LOB: 1 BB: 0 P: 17	R: 0 E: 0 K: 1 S: 11	H: 0 LOB: 1 BB: 1 P: 17	R: 0 E: 0 K: 0 S: 4	H: 0 LOB: 0 BB: 0 P: 5	R: 0 E: 0 K: 1 S: 14	H: 1 LOB: 2 BB: 0 P: 21	R: 1 E: 0 K: 0 S: 12	H: 2 LOB: 2 BB: 1 P: 22	R: 0 E: 0 K: 1 S: 10	H: 0 LOB: 1 BB: 1 P: 19		1B: 8 2B: 2 3B: 0 HR: 0	SF: 0 SAC: 0 DP: 0 HBP: 2
<b>PITCHER</b> Julian Tavarez, R John Wastin, R Giovanni Carrara, R Mike DeJean, R (1, 1) (1, 1) (6, 1) (8, 1)	IP: 0.1 WLS: L BF: 9 H: 2 R: 5 ER: 5 SO: 5 BB: 2 IBB: 0 HBP: 0 BLK: 0 WP: 0 HR: 0 S: 16 P: 31 ERA: 135.00 WHIP: 21.000											<b>PITCHER</b>	IP: 0.1 WLS: L BF: 9 H: 2 R: 5 ER: 5 SO: 5 BB: 2 IBB: 0 HBP: 0 BLK: 0 WP: 0 HR: 0 S: 16 P: 31 ERA: 135.00 WHIP: 21.000						





Batter	1	2	3	4	5	6	7	8	9	AB	R	H	RBI	BB	SO	LOB	TOP			
Juan Pierre, L (1.8) OBP: 0.378, SLG: 0.348	1-1 G4-3		0-0 G6-3	0-1 E4			1-1 G6-3		0-0 G3	5	0	1	2	0	0	2	<b>Colorado Rockies @ San Diego Padres</b> Qualcomm Stadium, San Diego, CA Tue Sep 12 2000, 10:05 PM EDT Att: 15,772 - Overcast - 79 F			
Neft Perez, S (1.6) OBP: 0.320, SLG: 0.438	0-2 F5		0-1 2B HBP 1B	1-0 F8			1-1 G6-3		1-2 3-H 1-2 F7	5	1	1	0	0	0	2				
Jeff Cirillo, R (1.5) OBP: 0.386, SLG: 0.482	2-3 K		0-1 HBP 1-3 3-H 2B	0-3 K			3-3 K		2-3 K	5	0	1	1	0	4	2				
17 Todd Helton, L (1.3) OBP: 0.471, SLG: 0.691		0-1 1B	4-0 HBP 1B		3-1 CS 1B				0-0 F8	3	0	2	0	1	0	0				
Jeffrey Hammonds, R (1.9) OBP: 0.404, SLG: 0.550	1-1 F9		1-0 1-2 2-3 3-H HBP		1-3 K			1-1 G4-6-3 1B		3	0	1	1	0	1	2				
Todd Hollandsworth, L (1.7) OBP: 0.313, SLG: 0.397	1-3 K		1-3 K		2-2 G4-3			1-2 G4-6-3		4	0	0	0	0	2	6				
Ben Petrick, R (1.2) OBP: 0.415, SLG: 0.491	1-2 P6			2-1 E5 SH2-4 1B		2-2 L4			1-2 2B 1B	4	2	1	0	0	0	1				
Jeff Frye, R (1.4) OBP: 0.367, SLG: 0.363			1-1 1B SH3-4 2B 1B	3-2 SH2-4 E 1B		1-0 G4-6-3 1B		0-1 1B G3 2B		4	3	4	0	0	0	0				
Masato Yoshii, R (1.1) Adam Melhuse, S (5. PH) Mike Myers, L (6.1) Bobby Chouinard, R (7.1) Gabe White, L (8.1) Jose Jimenez, R (8.1)	1-2 SH3-4		1-2 SH2-4		2-2 SH2-4		1-0 G4-6-3		0-2 G3 1B	0	0	0	0	0	0	0				
	1-2		1-2 2-3		1-2 2-3		1-2		2-3 3-H	1	0	1	1	0	0	0				
<b>Inning Stats</b>	R: 0 E: 0 K: 1 S: 10	H: 0 LOB: 0 BB: 0 P: 13	R: 0 E: 0 K: 1 S: 10	H: 1 LOB: 1 BB: 0 P: 13	R: 2 E: 0 K: 1 S: 14	H: 3 LOB: 3 BB: 1 P: 22	R: 2 E: 2 K: 1 S: 16	H: 2 LOB: 1 BB: 0 P: 24	R: 0 E: 0 K: 1 S: 10	H: 1 LOB: 0 BB: 0 P: 15	R: 0 E: 0 K: 1 S: 8	H: 0 LOB: 0 BB: 0 P: 13	R: 0 E: 0 K: 0 S: 8	H: 1 LOB: 1 BB: 0 P: 10	R: 2 E: 0 K: 1 S: 18	H: 3 LOB: 1 BB: 0 P: 22	1B: 10 2B: 2 3B: 0 HR: 0	SF: 0 SAC: 2 DP: 2 HBP: 1	WP: 0 PA: 39 PB: 0 SB: 0 CS: 1	
<b>PITCHER</b>	IP WLS BF H R ER SO BB IBB HBP BLK WP HR S P ERA WHIP	7.0 L 30 8 4 2 6 0 1 1 0 0 0 0 73 109 2.57 1.143	1.0 3 1 0 0 0 0 0 0 0 0 0 0 8 10 0.00 1.000	1.0 6 3 2 2 1 0 0 0 0 0 0 0 18 22 18.00 3.000					<b>PITCHER</b>	IP WLS BF H R ER SO BB IBB HBP BLK WP HR S P ERA WHIP										

AB 35  
R 6  
H 12  
RBI 5  
BB 1  
SO 7  
LOB 16



Batter	1	2	3	4	5	6	7	8	9	AB	R	H	RBI	BB	SO	LOB	BOTTOM				
Damian Jackson, R (1.4) OBP: 0.350, SLG: 0.386	4-0 G3 1B BB		2-3 K		2-2 P4			0-1 G6-3 1B 2B	0-3 K	4	2	1	0	1	2	0	<b>Colorado Rockies @ San Diego Padres</b> Qualcomm Stadium, San Diego, CA Tue Sep 12 2000, 10:05 PM EDT Att: 15,772 - Overcast - 79 F				
Desi Relaford, S (1.6) OBP: 0.365, SLG: 0.317	1-2 G3		1-3 K			4-1 S BB		1-0 G6-3		3	0	0	0	1	1	2					
Ryan Klesko, L (1.3) OBP: 0.397, SLG: 0.537	4-2 1B BB			4-2 L6 1B BB		3-3 K		4-2 WP 1B BB		1	0	0	0	3	1	1					
Dave Magadan, L (1.5) Ed Sprague, R (6. PH) (7.5)	2-2 G6-4-3 1B			3-1 1-2 1B		3-2 F7		2-3 K		2	0	2	1	0	0	0					
John Mabry, L (1.9) Joe Vitello, R (8. PH) 29 Kory DeHaan, L (8. PH) Heathcliff Slocumb, R (9.1)	0-0 G6-4-3			0-0 L6		2-3 K		2-2 WP 1B		3	0	0	0	0	1	5					
	1-2			2-3		1-2		1-2 3-H		1	0	1	1	0	0	0					
Mike Dam, L (1.8) OBP: 0.357, SLG: 0.411		0-0 F9		0-0 G1-3			2-2 L6	4-2 FC6-4 BB		3	0	0	0	1	0	1					
Eric Owens, R (1.7) OBP: 0.353, SLG: 0.381		0-2 G4-3			0-0 S 1B		1-2 F9	1-2 FC6-4		4	1	1	0	0	0	3					
Ben Davis, S (1.2) OBP: 0.282, SLG: 0.284		2-0 G3			0-0 F7		0-1 1B		1-3 K	4	0	1	0	0	1	1					
Matt Clement, R (1.1) George Williams, S (7. PH) Dave Maurer, R (8.1) Ruben Rivera, R (8.8)			2-2 G1-3		2-2 G6-3		2-2 G3		2-2 G1-3	2	0	0	0	0	0	0					
					1-H					1	0	0	0	0	0	0					
<b>Inning Stats</b>	R: 1 E: 0 K: 0 S: 10	H: 1 LOB: 1 BB: 2 P: 21	R: 0 E: 0 K: 0 S: 5	H: 0 LOB: 0 BB: 0 P: 7	R: 0 E: 0 K: 2 S: 10	H: 0 LOB: 0 BB: 0 P: 15	R: 0 E: 0 K: 0 S: 7	H: 1 LOB: 1 BB: 1 P: 14	R: 1 E: 0 K: 0 S: 8	H: 1 LOB: 0 BB: 0 P: 12	R: 0 E: 0 K: 2 S: 15	H: 0 LOB: 1 BB: 1 P: 27	R: 0 E: 0 K: 0 S: 11	H: 1 LOB: 1 BB: 0 P: 16	R: 1 E: 0 K: 1 S: 19	H: 2 LOB: 2 BB: 2 P: 33	R: 0 E: 0 K: 2 S: 9	H: 0 LOB: 0 BB: 0 P: 12	1B: 5 2B: 2 3B: 0 HR: 0	SF: 0 SAC: 0 DP: 2 HBP: 0	WP: 1 PA: 37 PB: 0 SB: 3 CS: 0
<b>PITCHER</b>	IP WLS BF H R ER SO BB IBB HBP BLK WP HR S P ERA WHIP	5.0 W 19 3 2 1 2 1 0 0 0 0 0 0 18 32 0.00 0.750	1.1 H 5 0 0 0 0 0 0 0 0 0 0 8 11 0.00 1.500	0.2 H 3 1 0 0 0 0 0 0 0 0 0 10 17 13.50 3.000	1.1 S 6 1 0 0 2 1 0 0 0 0 1 0 18 28 0.00 1.500				<b>PITCHER</b>	IP WLS BF H R ER SO BB IBB HBP BLK WP HR S P ERA WHIP											

AB 31  
R 3  
H 6  
RBI 2  
BB 6  
SO 7  
LOB 17





Batter	1	2	3	4	5	6	7	8	9	AB	R	H	RBI	BB	SO	LOB	TOP							
Juan Pierre, L (1, 8) OBP: 0.376, SLG: 0.343										5	2	1	0	0	0	2	<b>Colorado Rockies @ San Diego Padres</b> Qualcomm Stadium, San Diego, CA Wed Sep 13 2000, 10:05 PM EDT Att: 13,832 - Cloudy - 77 F							
Neft Perez, S (1, 6) OBP: 0.318, SLG: 0.435										6	1	1	0	0	0	2								
Jeff Cirillo, R (1, 5) OBP: 0.389, SLG: 0.483										5	1	3	1	0	0	2								
17 Todd Helton, L (1, 3) OBP: 0.468, SLG: 0.685 Adam Melhuse, S (7, PH) OBP: 0.297, SLG: 0.154										4	0	0	0	0	1	4								
Jeffrey Hammonds, R (1, 9) OBP: 0.406, SLG: 0.549										4	2	2	0	1	0	2								
Todd Walker, L (1, 4) OBP: 0.349, SLG: 0.510										4	2	2	2	1	0	3								
Todd Hollandsworth, L (1, 7) OBP: 0.316, SLG: 0.416										5	2	3	5	0	1	0								
Brent Mayne, L (1, 2) OBP: 0.378, SLG: 0.424										5	0	3	1	0	0	0								
Brian Bohanon, L (1, 1) OBP: 0.220, SLG: 0.319										5	1	1	0	0	0	4								
<b>Inning Stats</b>	R: 5 E: 1 K: 1 S: 22	H: 5 LOB: 2 BB: 1 P: 35	R: 2 E: 0 K: 0 S: 10	H: 3 LOB: 1 BB: 0 P: 16	R: 0 E: 0 K: 0 S: 5	H: 0 LOB: 0 BB: 0 P: 8	R: 0 E: 0 K: 0 S: 5	H: 0 LOB: 0 BB: 0 P: 8	R: 1 E: 0 K: 0 S: 14	H: 3 LOB: 2 BB: 0 P: 21	R: 0 E: 1 K: 0 S: 9	H: 0 LOB: 3 BB: 1 P: 18	R: 3 E: 2 K: 0 S: 26	H: 3 LOB: 2 BB: 0 P: 37	R: 0 E: 0 K: 1 S: 13	H: 1 LOB: 1 BB: 0 P: 17	R: 0 E: 0 K: 0 S: 9	H: 1 LOB: 1 BB: 0 P: 18	1B: 12 2B: 2 3B: 0 HR: 2	SF: 0 SAC: 0 DP: 0 HBP: 2	WP: 0 PB: 1 SB: 0 CS: 0	PA: 49		
<b>PITCHER</b>	IP WLS BF H R ER SO BB IBB HBP BLK WP HR S P ERA WHIP	IP WLS BF H R ER SO BB IBB HBP BLK WP HR S P ERA WHIP	IP WLS BF H R ER SO BB IBB HBP BLK WP HR S P ERA WHIP	IP WLS BF H R ER SO BB IBB HBP BLK WP HR S P ERA WHIP	IP WLS BF H R ER SO BB IBB HBP BLK WP HR S P ERA WHIP	IP WLS BF H R ER SO BB IBB HBP BLK WP HR S P ERA WHIP	IP WLS BF H R ER SO BB IBB HBP BLK WP HR S P ERA WHIP	IP WLS BF H R ER SO BB IBB HBP BLK WP HR S P ERA WHIP	IP WLS BF H R ER SO BB IBB HBP BLK WP HR S P ERA WHIP	IP WLS BF H R ER SO BB IBB HBP BLK WP HR S P ERA WHIP	IP WLS BF H R ER SO BB IBB HBP BLK WP HR S P ERA WHIP	IP WLS BF H R ER SO BB IBB HBP BLK WP HR S P ERA WHIP	IP WLS BF H R ER SO BB IBB HBP BLK WP HR S P ERA WHIP	IP WLS BF H R ER SO BB IBB HBP BLK WP HR S P ERA WHIP	IP WLS BF H R ER SO BB IBB HBP BLK WP HR S P ERA WHIP	IP WLS BF H R ER SO BB IBB HBP BLK WP HR S P ERA WHIP	IP WLS BF H R ER SO BB IBB HBP BLK WP HR S P ERA WHIP	IP WLS BF H R ER SO BB IBB HBP BLK WP HR S P ERA WHIP	IP WLS BF H R ER SO BB IBB HBP BLK WP HR S P ERA WHIP	IP WLS BF H R ER SO BB IBB HBP BLK WP HR S P ERA WHIP	IP WLS BF H R ER SO BB IBB HBP BLK WP HR S P ERA WHIP	IP WLS BF H R ER SO BB IBB HBP BLK WP HR S P ERA WHIP	IP WLS BF H R ER SO BB IBB HBP BLK WP HR S P ERA WHIP	IP WLS BF H R ER SO BB IBB HBP BLK WP HR S P ERA WHIP
Adam Eaton, R (1, 1) ERA: 4.04	5.0 L 27 11 8 8 1 1 0 0 0 0 1 56 88 14.40 2.400	6.1 1.2 12 3 3 2 0 1 0 2 0 0 1 30 48 10.80 2.400	7.1 1.1 6 1 0 0 1 0 0 0 0 0 0 18 24 0.00 0.750	9.1 1.0 4 1 0 0 0 0 0 0 0 0 9 18 0.00 1.000																				

AB	45
R	11
H	16
RBI	9
BB	2
SO	2
LOB	21



Batter	1	2	3	4	5	6	7	8	9	AB	R	H	RBI	BB	SO	LOB	BOTTOM						
Eric Owens, R (1, 7) OBP: 0.351, SLG: 0.379 Joe Vitello, R (6, 3) OBP: 0.339, SLG: 0.438										3	0	0	0	0	0	1	<b>Colorado Rockies @ San Diego Padres</b> Qualcomm Stadium, San Diego, CA Wed Sep 13 2000, 10:05 PM EDT Att: 13,832 - Cloudy - 77 F						
Desi Relaford, S (1, 6) OBP: 0.363, SLG: 0.313										4	0	0	0	1	0	4							
Ryan Klesko, L (1, 3) OBP: 0.397, SLG: 0.536 Todd Erdos, R (6, 1) OBP: 0.235, SLG: 0.375										3	0	1	0	0	0	2							
George Williams, S (7, 2) OBP: 0.235, SLG: 0.375										2	0	1	0	0	0	2							
Ed Sprague, R (1, 5) OBP: 0.311, SLG: 0.451										4	0	0	0	0	1	3							
Wiki Gonzalez, R (1, 2) OBP: 0.316, SLG: 0.336 Tom Davey, R (7, 1) OBP: 0.245, SLG: 0.337										3	0	2	0	0	0	0							
29 Kory DeHaan, L (8, PH) OBP: 0.245, SLG: 0.337										1	0	0	0	0	0	0							
Mike Dam, L (1, 9) OBP: 0.354, SLG: 0.406 Will Cunnane, R (9, 1) OBP: 0.143, SLG: 0.286										4	0	1	0	0	0	2							
Ruben Rivera, R (1, 8) OBP: 0.296, SLG: 0.385										3	0	1	0	1	1	1							
Greg LaRocca, R (1, 4) OBP: 0.273, SLG: 0.364										4	0	1	0	0	1	5							
Adam Eaton, R (1, 1) OBP: 0.447, SLG: 0.406 Gabe Alvarez, R (5, PH) OBP: 0.444, SLG: 0.167										1	0	1	0	0	0	0							
<b>Inning Stats</b>	R: 0 E: 0 K: 0 S: 8	H: 1 LOB: 1 BB: 0 P: 15	R: 0 E: 0 K: 1 S: 9	H: 1 LOB: 0 BB: 0 P: 12	R: 0 E: 0 K: 2 S: 18	H: 1 LOB: 2 BB: 1 P: 30	R: 0 E: 0 K: 0 S: 6	H: 0 LOB: 1 BB: 1 P: 11	R: 0 E: 0 K: 0 S: 7	H: 2 LOB: 2 BB: 0 P: 12	R: 0 E: 0 K: 0 S: 12	H: 2 LOB: 2 BB: 0 P: 18	R: 0 E: 0 K: 0 S: 9	H: 0 LOB: 0 BB: 0 P: 11	R: 0 E: 0 K: 0 S: 6	H: 1 LOB: 2 BB: 1 P: 13	1B: 6 2B: 3 3B: 0 HR: 0	SF: 0 SAC: 0 DP: 0 HBP: 0	WP: 0 PB: 0 SB: 0 CS: 0	PA: 39			
<b>PITCHER</b>	IP WLS BF H R ER SO BB IBB HBP BLK WP HR S P ERA WHIP	IP WLS BF H R ER SO BB IBB HBP BLK WP HR S P ERA WHIP	IP WLS BF H R ER SO BB IBB HBP BLK WP HR S P ERA WHIP	IP WLS BF H R ER SO BB IBB HBP BLK WP HR S P ERA WHIP	IP WLS BF H R ER SO BB IBB HBP BLK WP HR S P ERA WHIP	IP WLS BF H R ER SO BB IBB HBP BLK WP HR S P ERA WHIP	IP WLS BF H R ER SO BB IBB HBP BLK WP HR S P ERA WHIP	IP WLS BF H R ER SO BB IBB HBP BLK WP HR S P ERA WHIP	IP WLS BF H R ER SO BB IBB HBP BLK WP HR S P ERA WHIP	IP WLS BF H R ER SO BB IBB HBP BLK WP HR S P ERA WHIP	IP WLS BF H R ER SO BB IBB HBP BLK WP HR S P ERA WHIP	IP WLS BF H R ER SO BB IBB HBP BLK WP HR S P ERA WHIP	IP WLS BF H R ER SO BB IBB HBP BLK WP HR S P ERA WHIP	IP WLS BF H R ER SO BB IBB HBP BLK WP HR S P ERA WHIP	IP WLS BF H R ER SO BB IBB HBP BLK WP HR S P ERA WHIP	IP WLS BF H R ER SO BB IBB HBP BLK WP HR S P ERA WHIP	IP WLS BF H R ER SO BB IBB HBP BLK WP HR S P ERA WHIP	IP WLS BF H R ER SO BB IBB HBP BLK WP HR S P ERA WHIP	IP WLS BF H R ER SO BB IBB HBP BLK WP HR S P ERA WHIP	IP WLS BF H R ER SO BB IBB HBP BLK WP HR S P ERA WHIP	IP WLS BF H R ER SO BB IBB HBP BLK WP HR S P ERA WHIP	IP WLS BF H R ER SO BB IBB HBP BLK WP HR S P ERA WHIP	IP WLS BF H R ER SO BB IBB HBP BLK WP HR S P ERA WHIP
Brian Bohanon, L (1, 1) ERA: 4.75	9.0 W 39 9 0 0 3 3 0 0 0 0 0 84 139 0.00 1.333																						

AB	36
R	0
H	9
RBI	0
BB	3
SO	3
LOB	22





Batter	1	2	3	4	5	6	7	8	9	AB	R	H	RBI	BB	SO	LOB	TOP										
Marvin Benard, L (1, 8) OBP: 0.354, SLG: 0.412	1-1 G1-6-3 1B		0-2 F8		0-0 E 3B	1-2 1B		0-0 1B	5 1 4 0 0 0 0								<b>San Francisco Giants @ San Diego Padres</b> Qualcomm Stadium, San Diego, CA Fri Sep 15 2000, 10:05 PM EDT Att: 26,600 - Sunny - 75 F										
Bill Mueller, S (1, 5) OBP: 0.343, SLG: 0.408	1-0 P4			1-0 FC4-6 1B	1-1 E3 1B	0-0 G3-1		2-3 1B	5 1 1 1 0 1 4																		
Barry Bonds, L (1, 7) OBP: 0.452, SLG: 0.713	2-1 G1-6-3			1-2 FC4-6 BB 1B	0-0 G6-4-3 1B		2-1 P5	0-0 G4-3	5 1 1 0 0 0 3																		
Jeff Kent, R (1, 4) OBP: 0.422, SLG: 0.596		0-0 F8		0-0 BB 1B	0-1 G6-4-3		1-0 F8		4 1 1 0 0 0 2																		
J.T. Snow, L (1, 3) OBP: 0.369, SLG: 0.461		1-3 K		2-3 K	2-0 1B		3-2 L7		4 0 1 1 0 2 2																		
Ellis Burks, R (1, 9) OBP: 0.425, SLG: 0.626		0-2 E5 FC5-4		4-0 2B	0-1 L8		2-2 F5		3 0 0 0 1 0 1																		
Rich Aurilia, R (1, 6) OBP: 0.339, SLG: 0.450		2-1 FC5-4		1-1 2B		4-2 1B SH1-3 BB		0-0 G6-3	3 0 1 2 1 0 1																		
Bobby Estalella, R (1, 2) OBP: 0.367, SLG: 0.487			1-3 K		2-3 K		3-2 F7		3 0 0 0 1 2 1																		
Russ Ortiz, R (1, 1) OBP: 0.295, SLG: 0.241			0-2 G6-3		1-0 F9		2-1 SH1-3		2 0 0 0 0 0 3																		
Alan Embree, L (7, 1)									0 0 0 0 0 0 0																		
Doug Henry, R (7, 1)									0 0 0 0 0 0 0																		
Armando Rios, L (9, PH) OBP: 0.350, SLG: 0.524									1 0 0 0 0 0 0																		
<b>Inning Stats</b>	R: 0 E: 0 K: 0 S: 5	H: 1 LOB: 0 BB: 0 P: 9	R: 0 E: 1 K: 1 S: 9	H: 0 LOB: 1 BB: 0 P: 12	R: 0 E: 0 K: 1 S: 10	H: 0 LOB: 0 BB: 2 P: 11	R: 2 E: 0 K: 1 S: 11	H: 3 LOB: 3 BB: 2 P: 25	R: 2 E: 1 K: 0 S: 9	H: 3 LOB: 1 BB: 0 P: 12	R: 0 E: 0 K: 1 S: 12	H: 1 LOB: 2 BB: 1 P: 21	R: 0 E: 0 K: 0 S: 6	H: 0 LOB: 0 BB: 0 P: 12	R: 0 E: 0 K: 0 S: 7	H: 0 LOB: 0 BB: 0 P: 12	R: 0 E: 0 K: 1 S: 10	H: 1 LOB: 1 BB: 0 P: 15	1B: 7 2B: 1 3B: 1 HR: 0	SF: 0 SAC: 1 DP: 2 HBP: 0	WP: 0 PB: 0 SB: 0 CS: 0	PA: 39					
<b>PITCHER</b>	IP	WLS	BF	H	R	ER	SO	BB	IBB	HBP	BLK	WP	HR	S	P	ERA	WHIP										
Brian Tolberg, R (1, 1) ERA: 3.38	5.0		24	7	4	3	3	1	1	0	0	0	0	44	69	5.40	1.600										
Carlos Almanzar, R (6, 1) ERA: 4.59	1.0		5	1	0	0	1	1	0	0	0	0	0	12	21	0.00	2.000										
Dave Maurer, L (7, 1) ERA: 2.16	1.0		3	0	0	0	0	0	0	0	0	0	0	6	12	0.00	0.000										
Tom Davey, R (8, 1) ERA:	1.0	W	3	0	0	0	0	0	0	0	0	0	0	7	12	0.00	0.000										
Trevor Hoffman, R (9, 1) ERA: 3.24	1.0	S	4	1	0	0	1	0	0	0	0	0	0	10	15	0.00	1.000										

AB 35  
R 4  
H 9  
RBI 4  
BB 3  
SO 5  
LOB 17



Batter	1	2	3	4	5	6	7	8	9	AB	R	H	RBI	BB	SO	LOB	BOTTOM										
Damian Jackson, R (1, 4) OBP: 0.351, SLG: 0.388	2-3 K		1-0 BB S 1B		1-1 2B 1B	3-1 P6		1-0 SH3-4	4 1 2 0 0 1 2								<b>San Francisco Giants @ San Diego Padres</b> Qualcomm Stadium, San Diego, CA Fri Sep 15 2000, 10:05 PM EDT Att: 26,600 - Sunny - 75 F										
Eric Owens, R (1, 7) OBP: 0.355, SLG: 0.385	0-0 1B		4-2 BB 1B		1-1 F9 2B		0-0 1B 2B	1-1 G5-3	4 1 3 1 1 0 1																		
Ryan Klesko, L (1, 3) OBP: 0.399, SLG: 0.534	1-0 P4		4-2 FC6-4 BB		2-0 F9		1-1 SH5-4 BB G4-3 1B	4-0 1B IBB	3 1 1 1 2 0 2																		
Dave Magadan, L (1, 5) OBP: 0.308, SLG: 0.344	1-2 G3		0-0 FC6-4		4-2 BB		4-0 G4-3 SH5-4 1B	2-0 1B IBB	2 0 0 0 2 0 4																		
Woody Williams, R (7, PR) OBP: 0.400, SLG: 0.404									0 1 0 0 0 0 0																		
Tom Davey, R (8, 1) ERA:									0 0 0 0 0 0 0																		
Ed Sprague, R (8, PH) OBP: 0.314, SLG: 0.453									1 0 1 1 0 0 0																		
Trevor Hoffman, R (9, 1) ERA: 3.24									0 0 0 0 0 0 0																		
John Mabry, L (1, 9) OBP: 0.302, SLG: 0.418		0-0 F7		2-3 K	2-2 G4-3		0-1 SH5-4	1-3 K2-3	3 0 0 0 0 1 2																		
Greg LaRocca, R (7, PH) OBP: 0.250, SLG: 0.333									1 0 0 0 0 1 2																		
Mike Dam, L (1, 8) OBP: 0.352, SLG: 0.399		0-3 K		3-3 K		4-2 BB BB	3-2 G4-3		3 0 0 1 1 2 2																		
Desi Relaford, S (1, 6) OBP: 0.367, SLG: 0.314		2-2 G6-3		4-2 BB		4-2 BB	0-0 1B		2 0 1 1 2 0 0																		
Ben Davis, S (1, 2) OBP: 0.243, SLG: 0.273			3-1 L9	0-1 G4-3		2-3 K	2-3 K		4 0 0 0 0 2 4																		
Brian Tolberg, R (1, 1) ERA: 3.38			0-0 G3-1		2-1 P4	2-3 K		1-0 SH3-4 1B	1 0 0 0 0 0 0																		
Gabe Alvarez, R (5, PH) OBP: 0.400, SLG: 0.400									1 0 0 0 0 0 0																		
Carlos Almanzar, R (6, 1) ERA: 4.59									0 0 0 0 0 0 0																		
29 Kory DeHaan, L (6, PH) OBP: 0.242, SLG: 0.333									1 0 0 0 0 1 2																		
Dave Maurer, R (7, 1) ERA: 2.16									0 0 0 0 0 0 0																		
Ruben Rivera, R (8, 9) OBP: 0.206, SLG: 0.367									1 1 1 0 0 0 0																		
<b>Inning Stats</b>	R: 0 E: 0 K: 1 S: 8	H: 1 LOB: 1 BB: 0 P: 12	R: 0 E: 0 K: 1 S: 8	H: 0 LOB: 0 BB: 0 P: 10	R: 0 E: 0 K: 2 S: 12	H: 0 LOB: 1 BB: 1 P: 21	R: 1 E: 0 K: 0 S: 12	H: 2 LOB: 2 BB: 1 P: 24	R: 0 E: 0 K: 2 S: 13	H: 0 LOB: 2 BB: 2 P: 28	R: 3 E: 0 K: 1 S: 13	H: 3 LOB: 1 BB: 1 P: 22	R: 1 E: 0 K: 1 S: 8	H: 2 LOB: 2 BB: 1 P: 18	1B: 7 2B: 2 3B: 0 HR: 0	SF: 0 SAC: 2 DP: 0 HBP: 0	WP: 0 PB: 0 SB: 1 CS: 0	PA: 41									
<b>PITCHER</b>	IP	WLS	BF	H	R	ER	SO	BB	IBB	HBP	BLK	WP	HR	S	P	ERA	WHIP										
Russ Ortiz, R (1, 1) ERA: 4.93	6.0		28	4	1	1	6	6	0	0	0	0	0	9	17	40.50	6.000										
Alan Embree, L (7, 1) ERA: 4.92	0.2	B	6	3	3	3	0	1	0	0	0	0	0	12	23	6.75	1.500										
Doug Henry, R (7, 1) ERA: 4.06	1.1	L	7	2	1	1	2	0	1	0	0	0	0	12	23	6.75	1.500										

AB 31  
R 5  
H 9  
RBI 5  
BB 8  
SO 8  
LOB 21



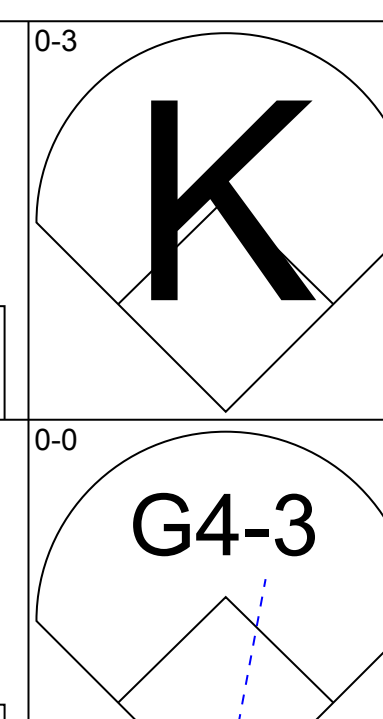
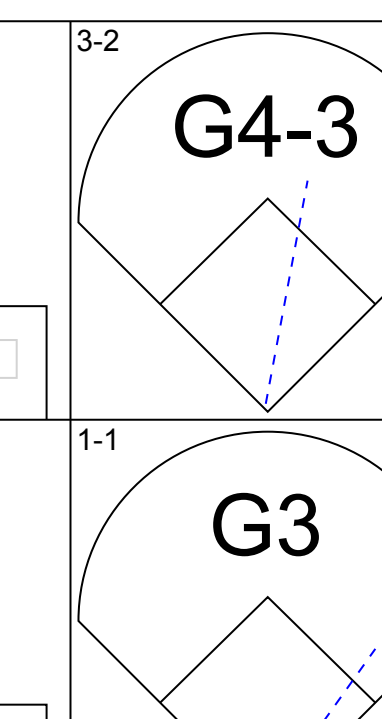
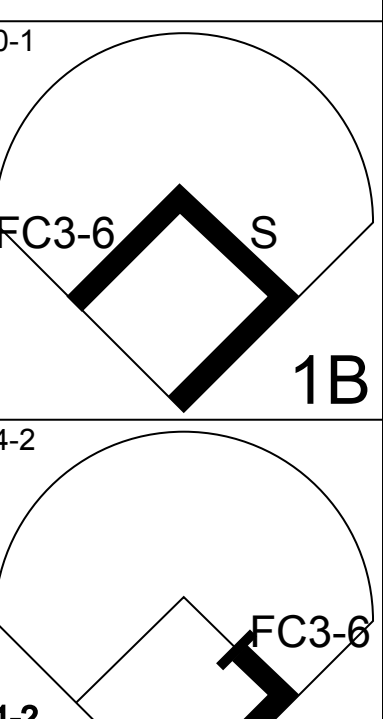
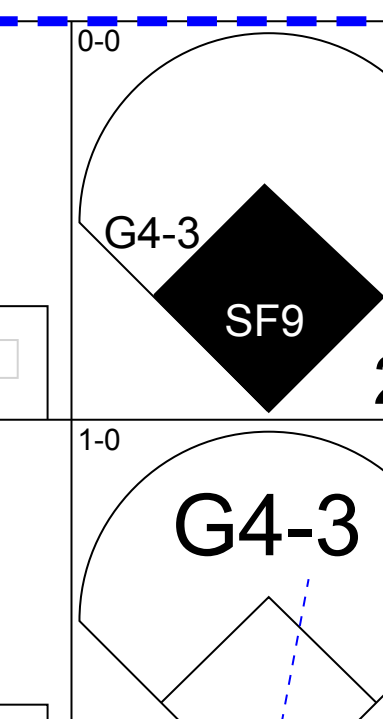
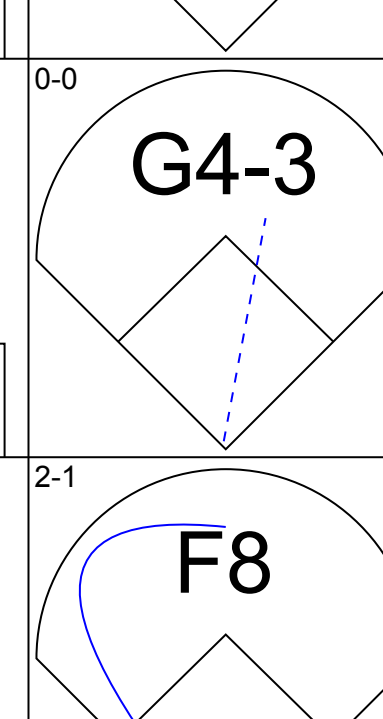
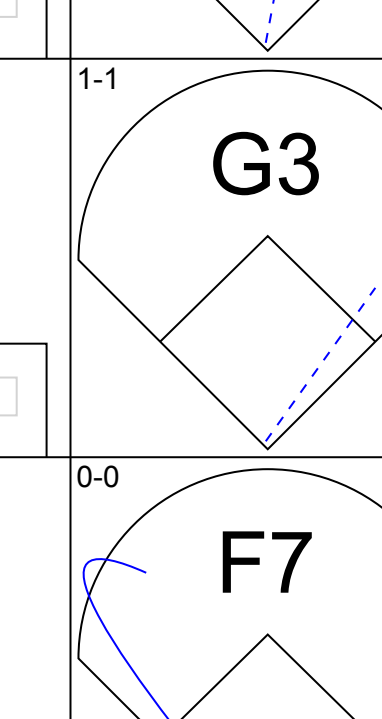
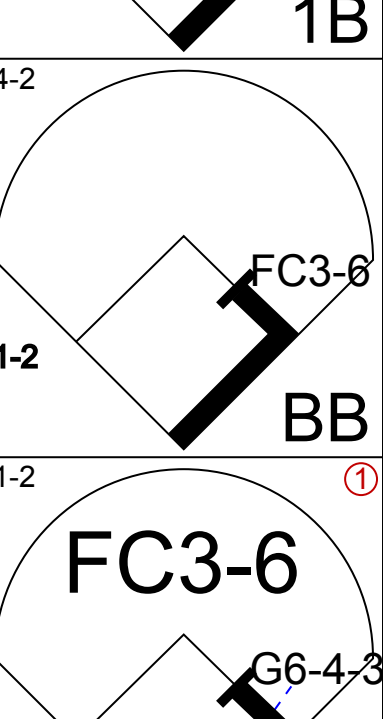
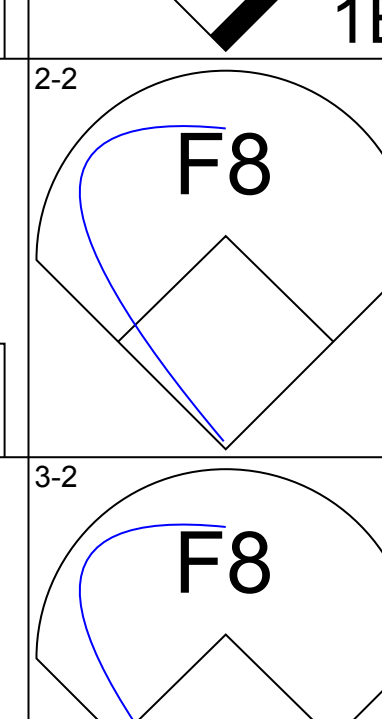
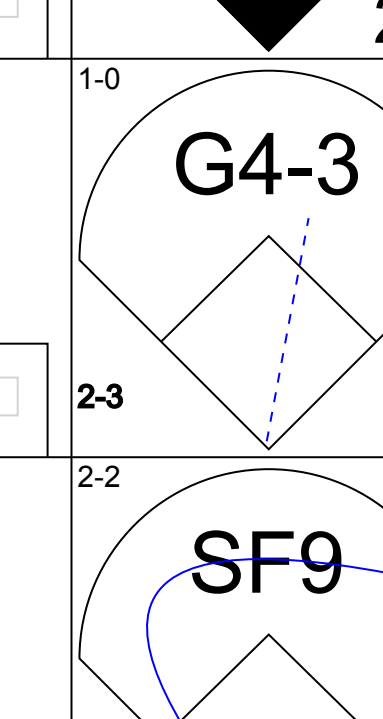
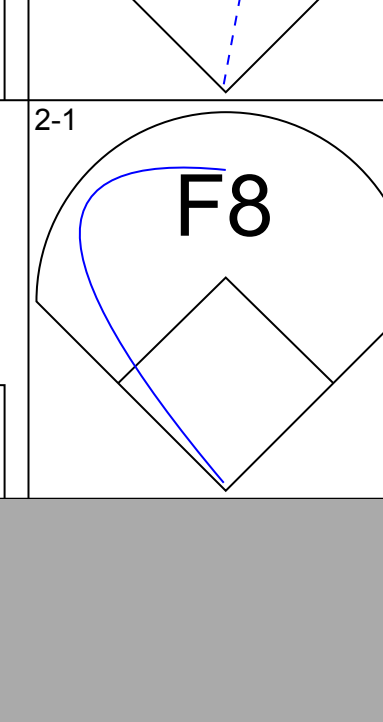
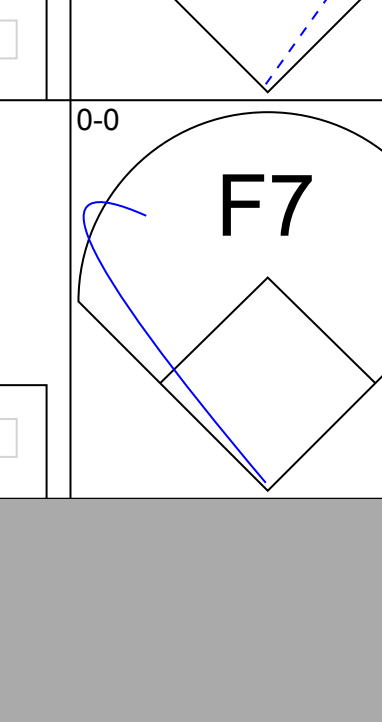
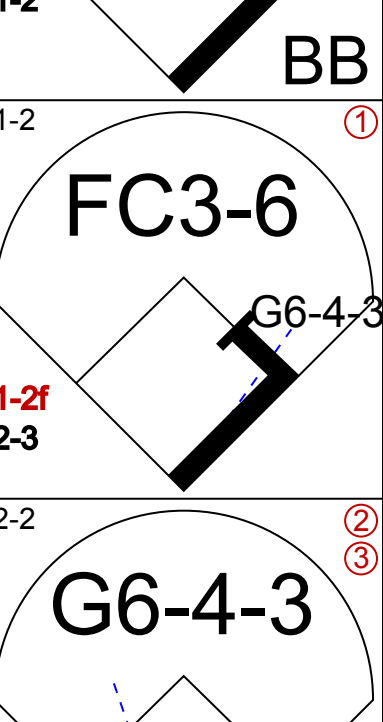
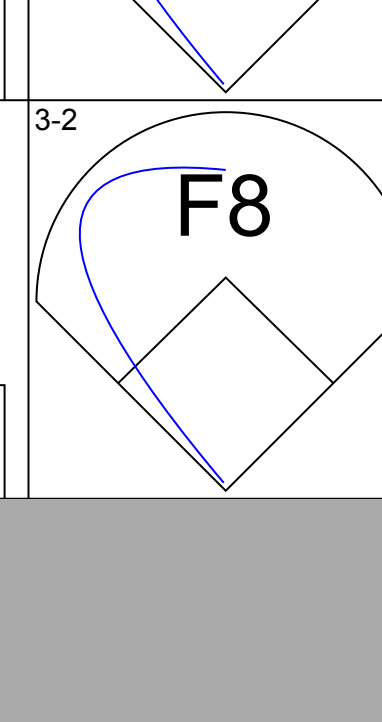
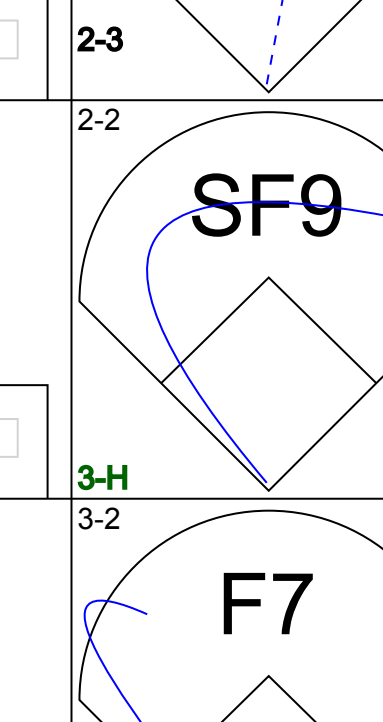
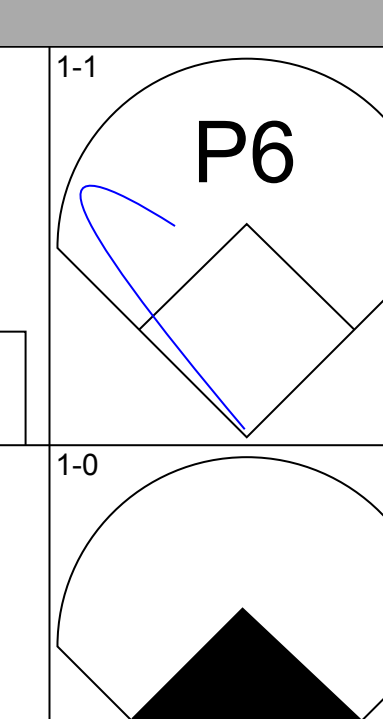
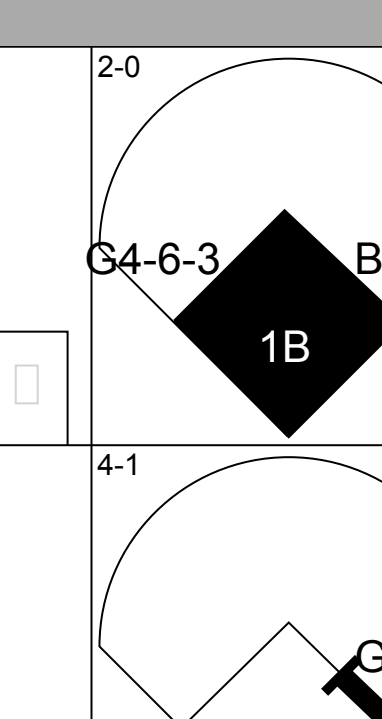
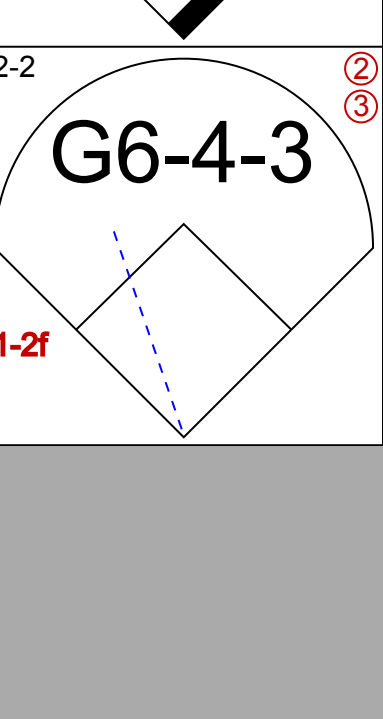
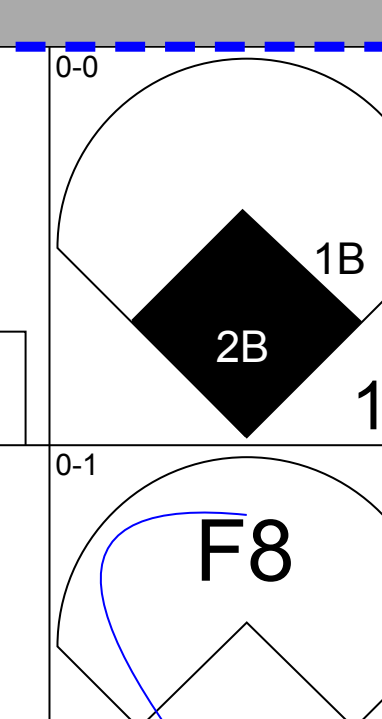
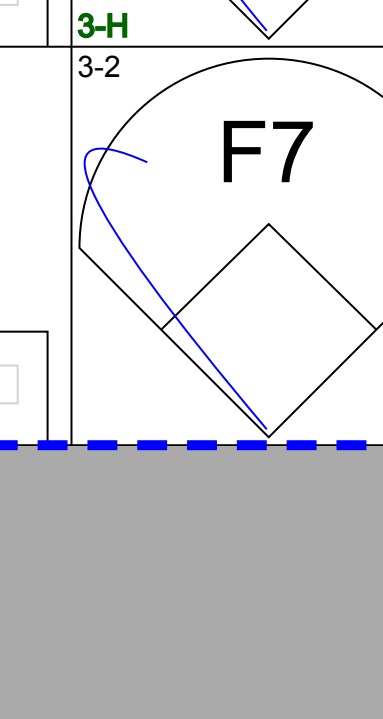
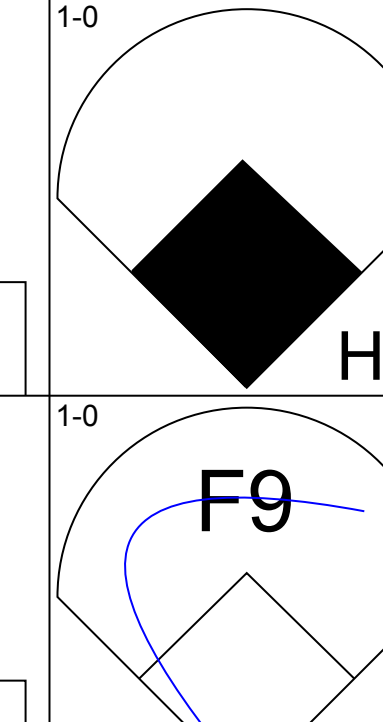
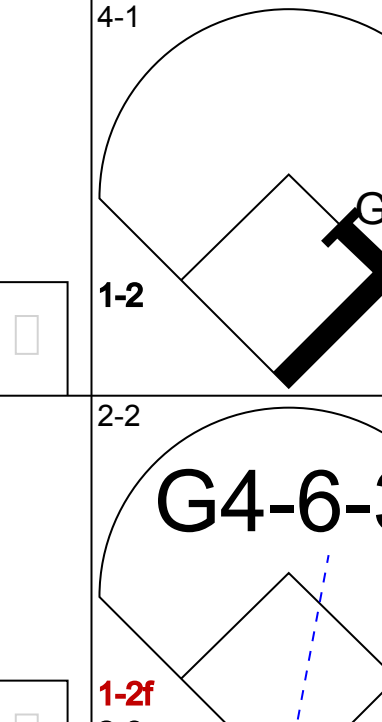
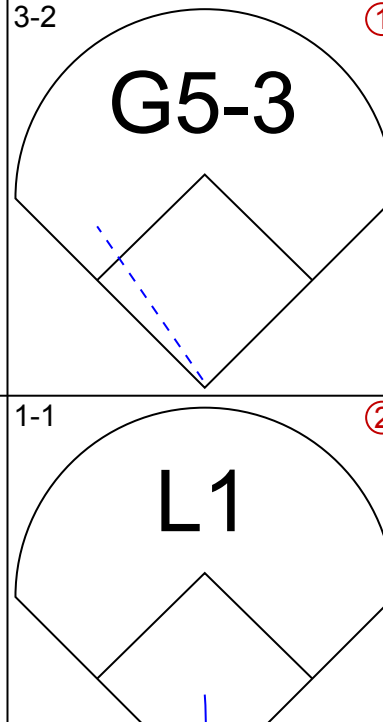
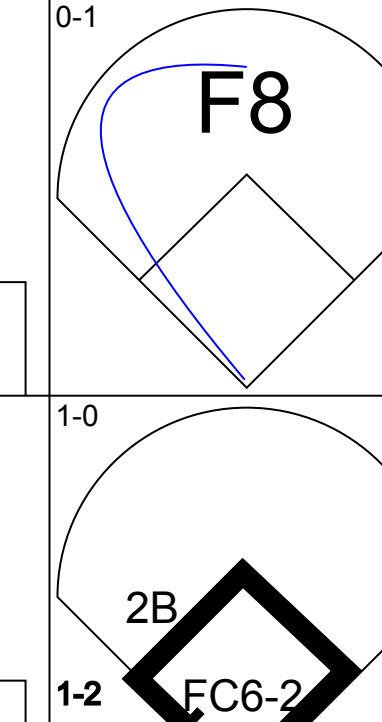
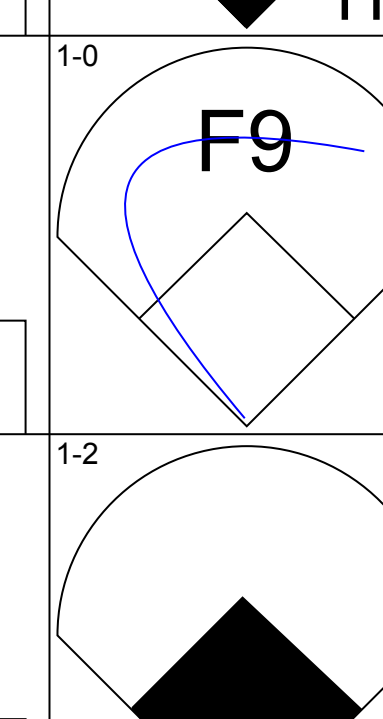
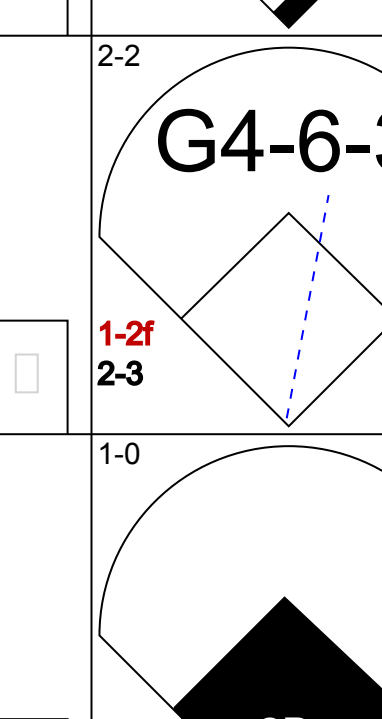
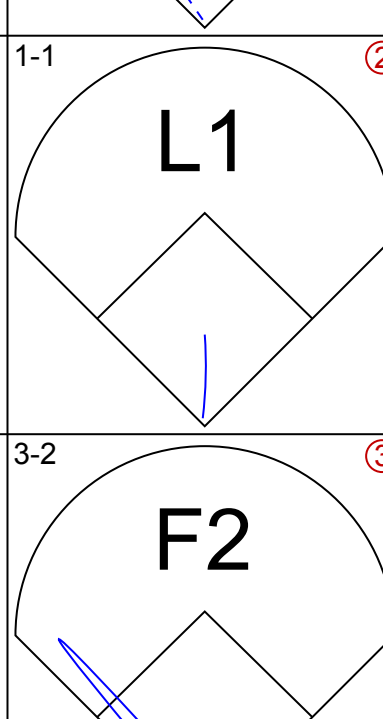
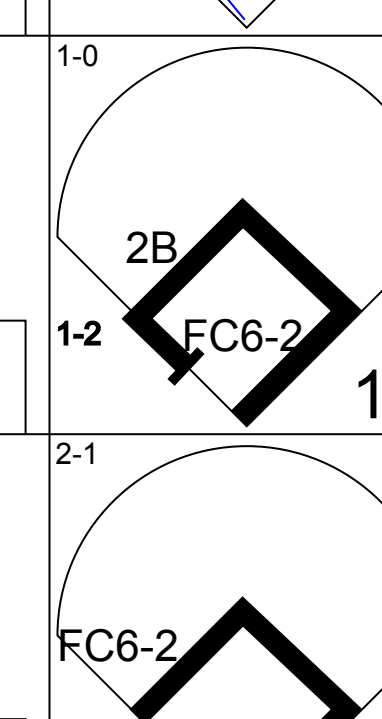
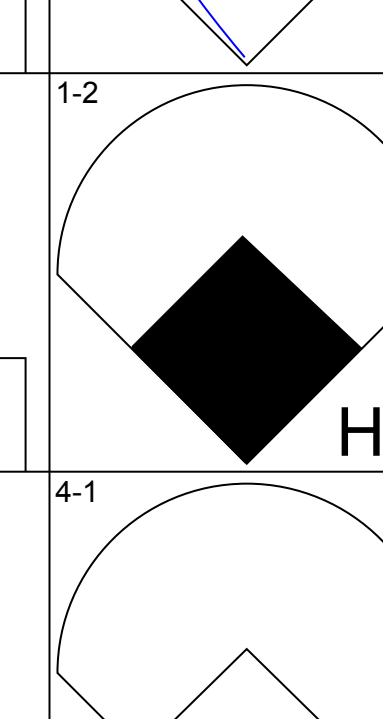
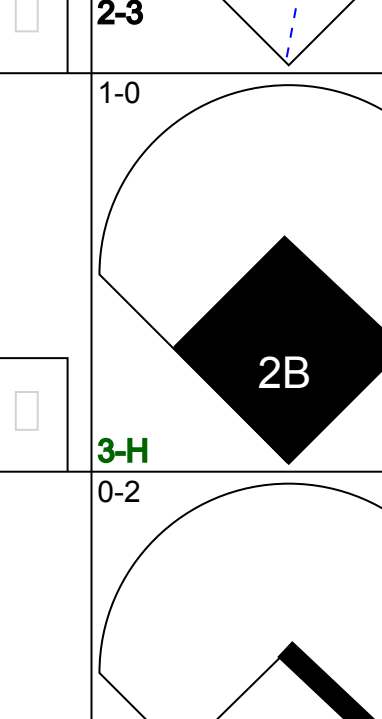
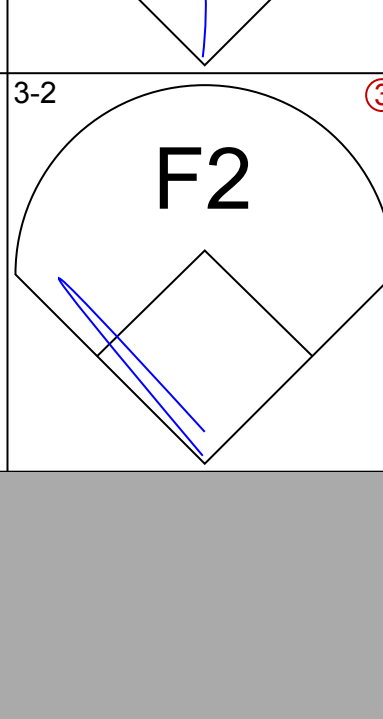
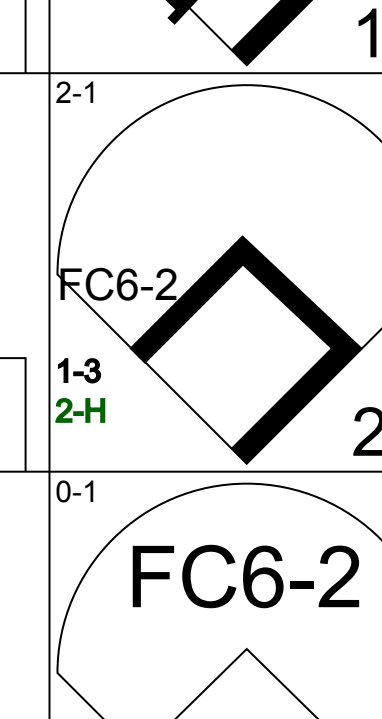
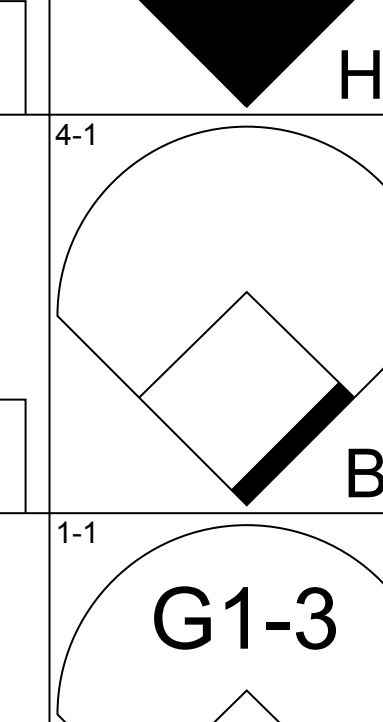
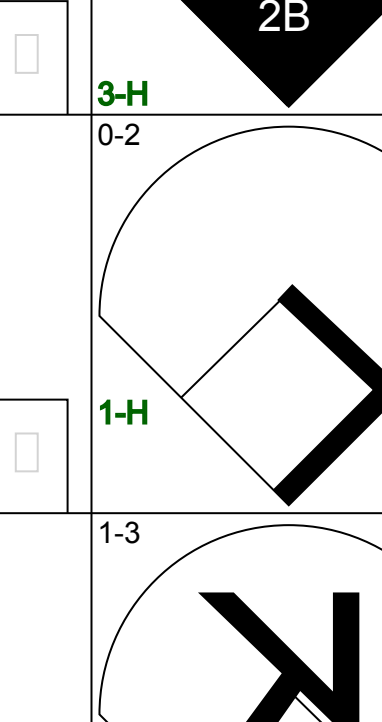
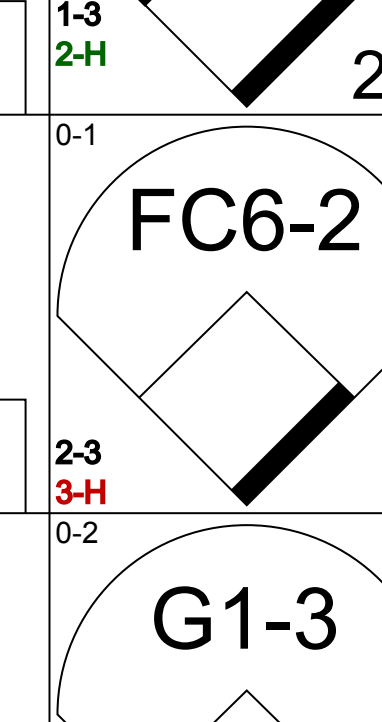
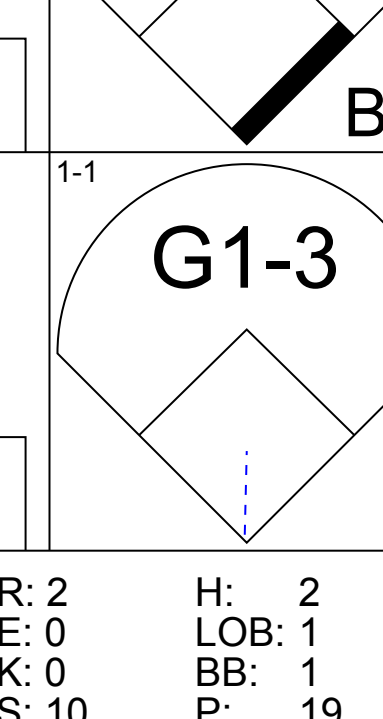
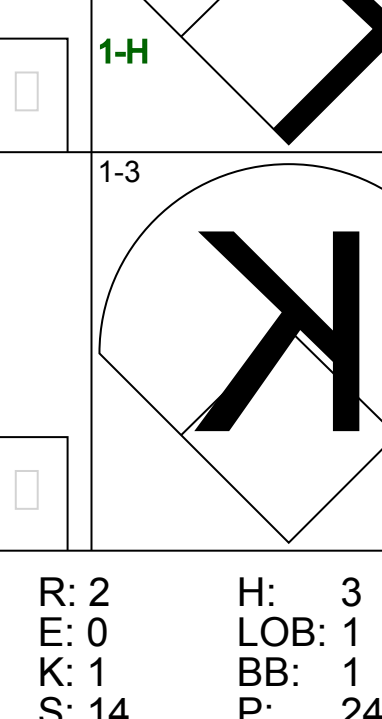
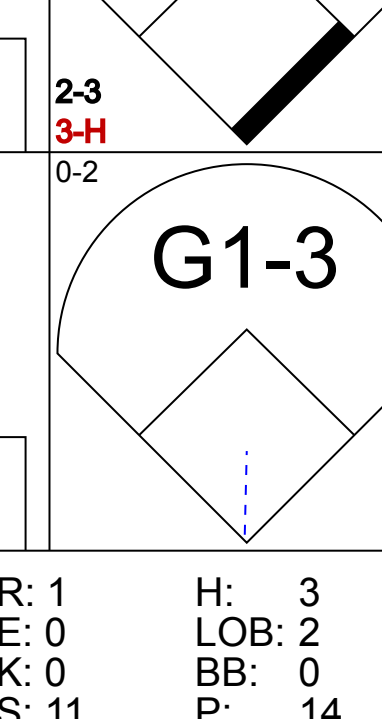
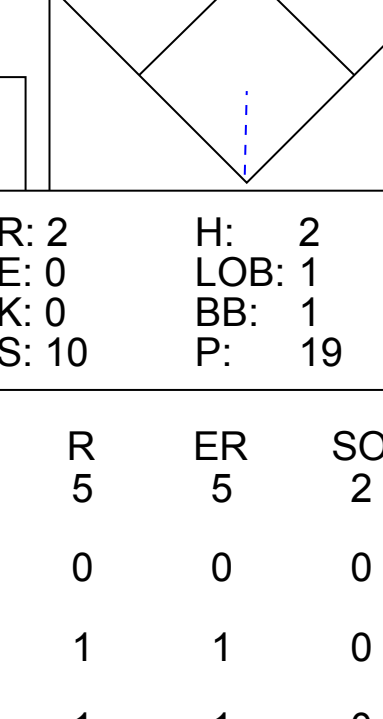
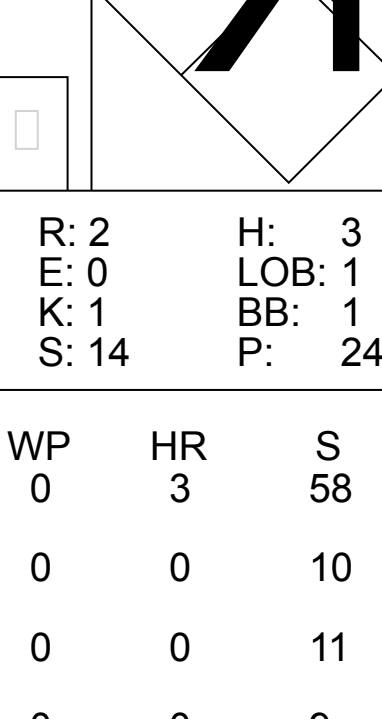
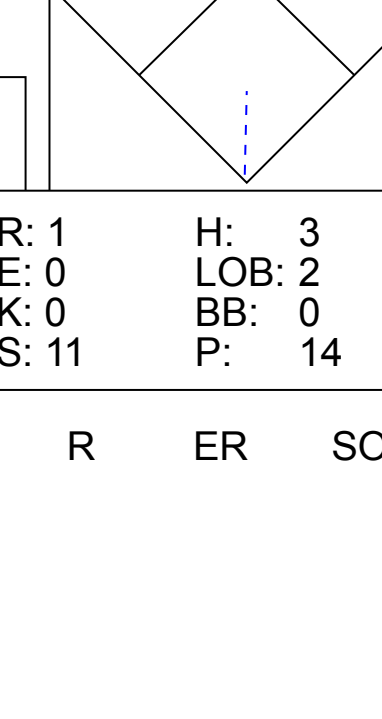
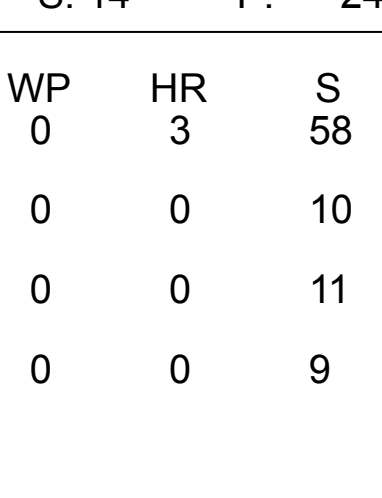







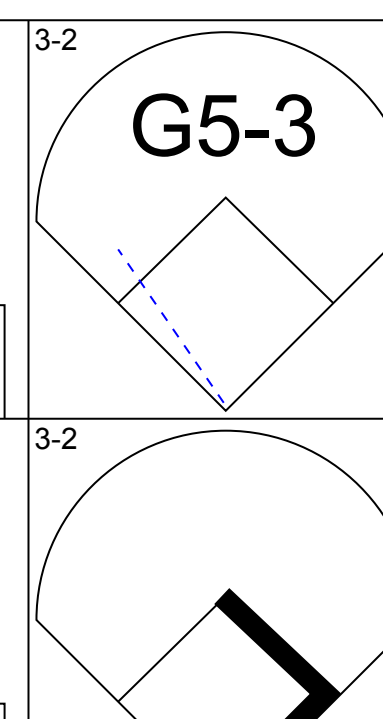
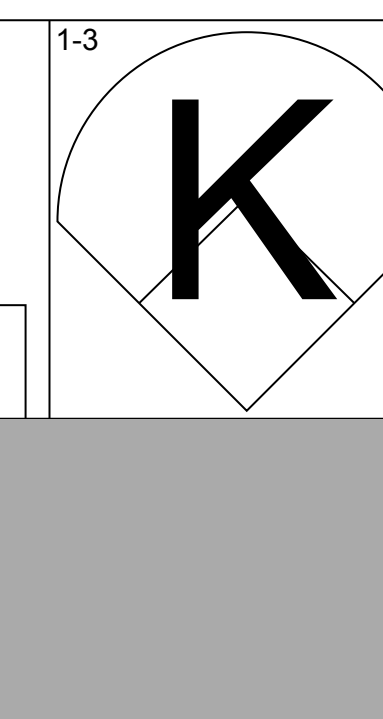
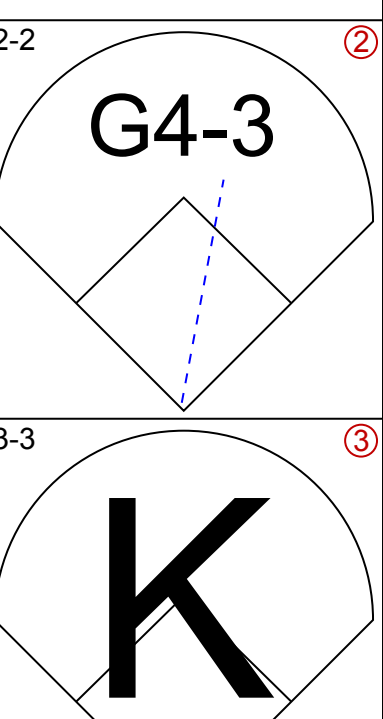
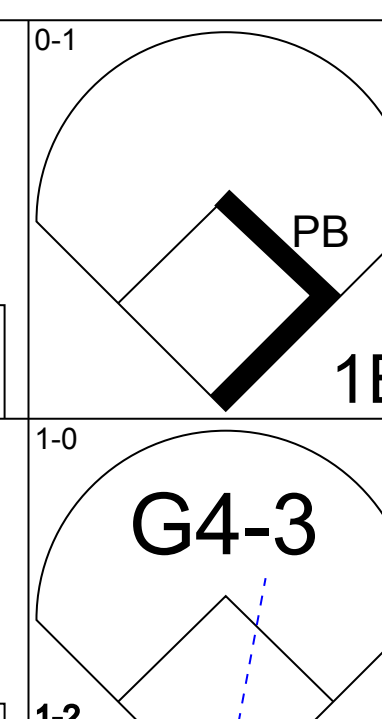
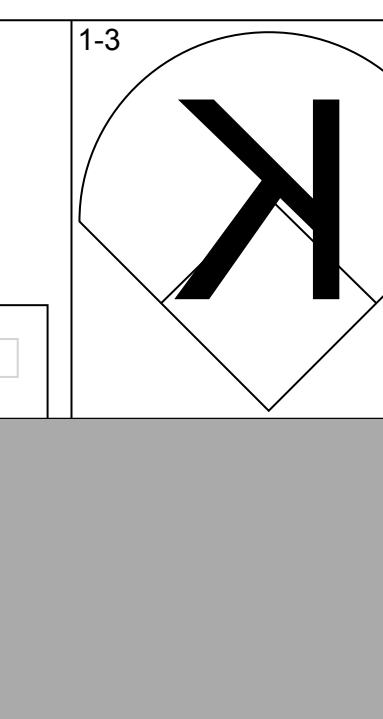
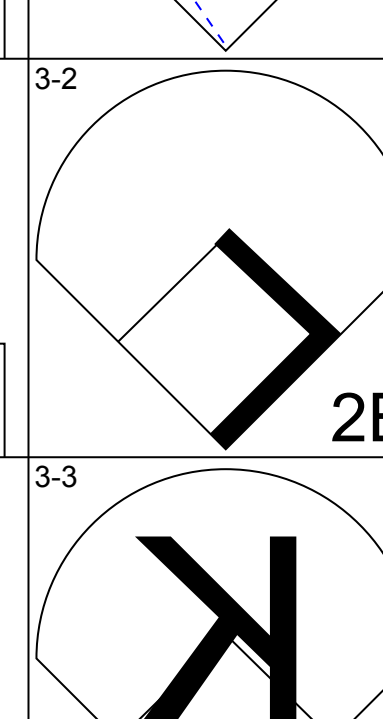
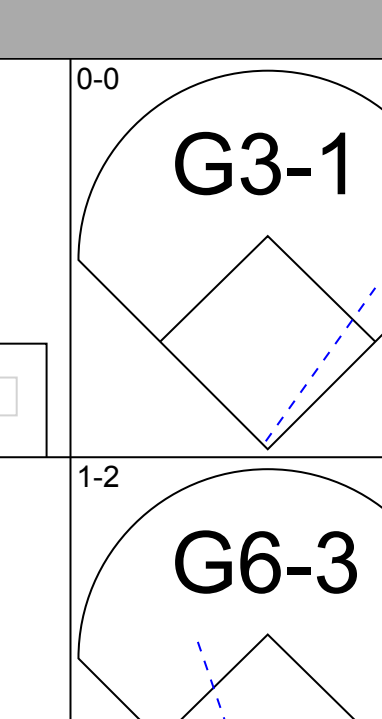
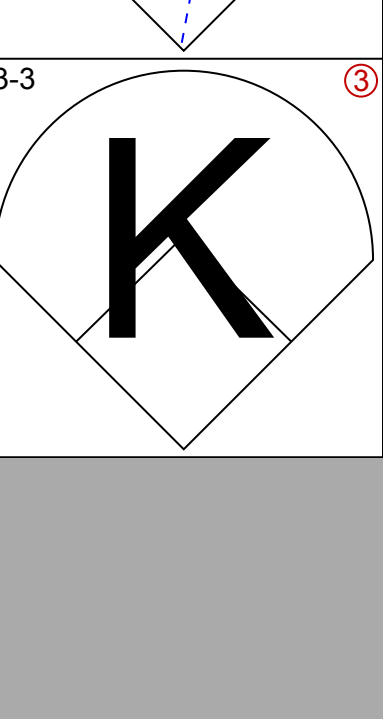
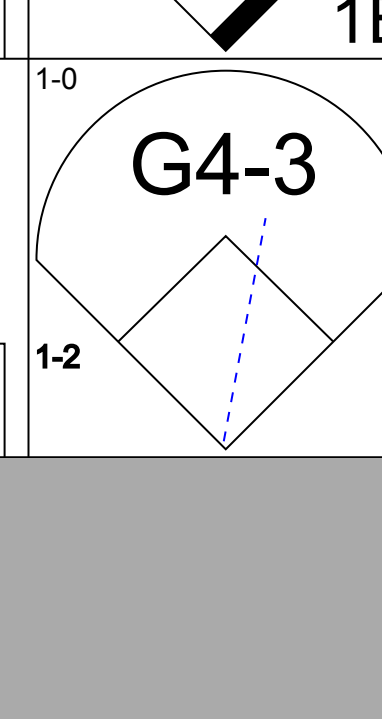
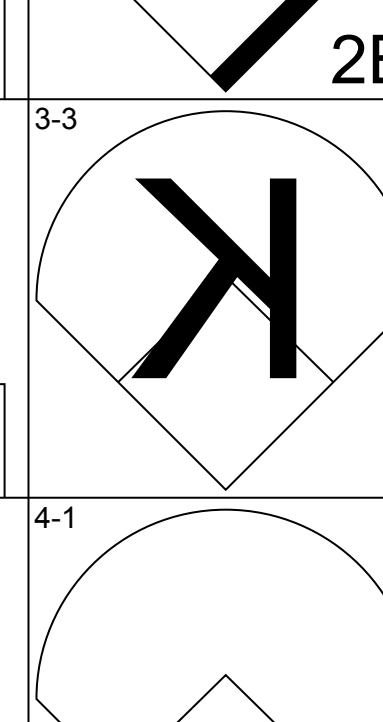
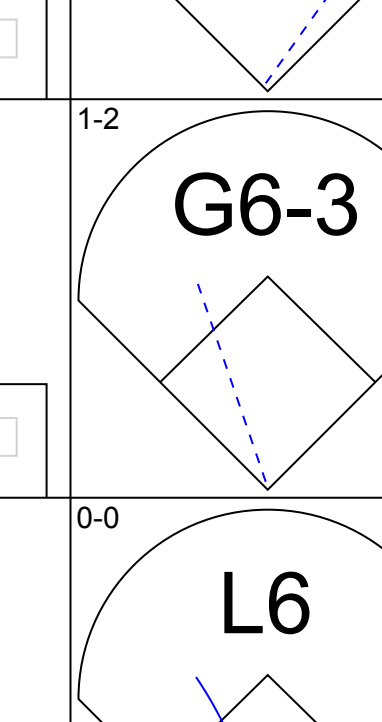
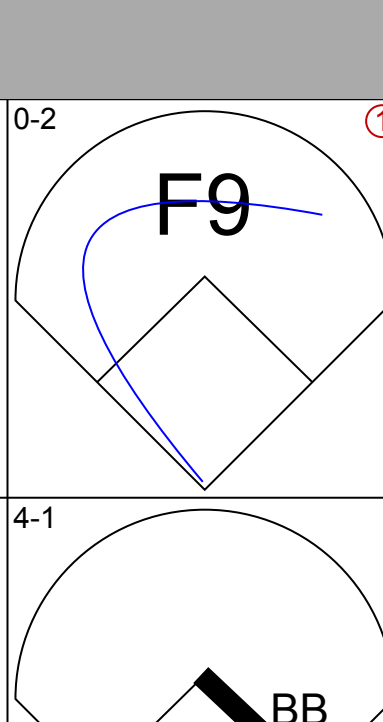
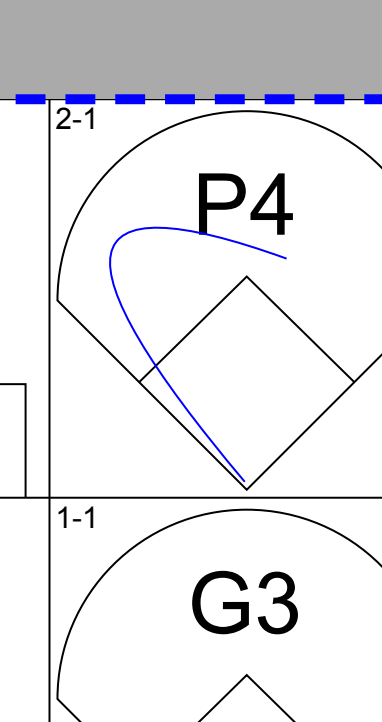
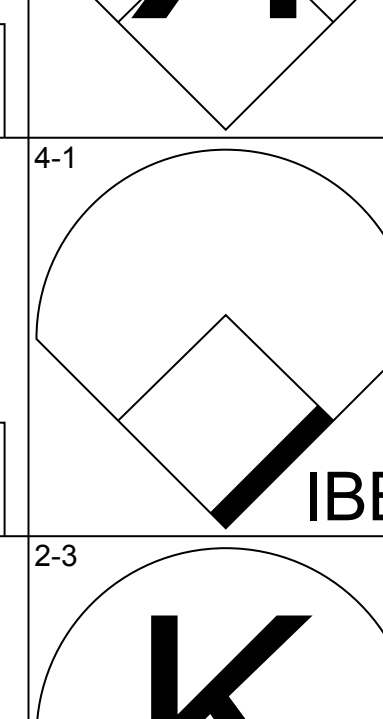
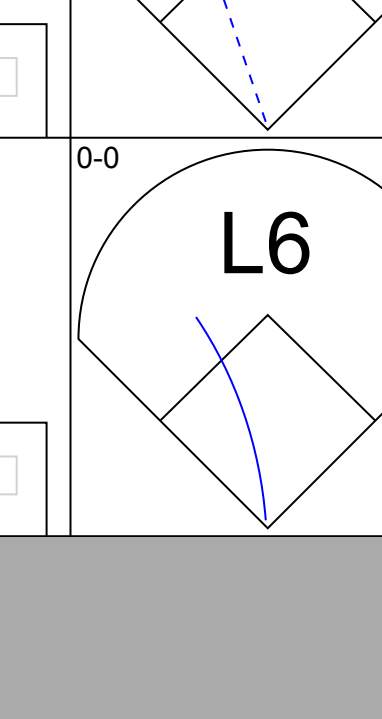
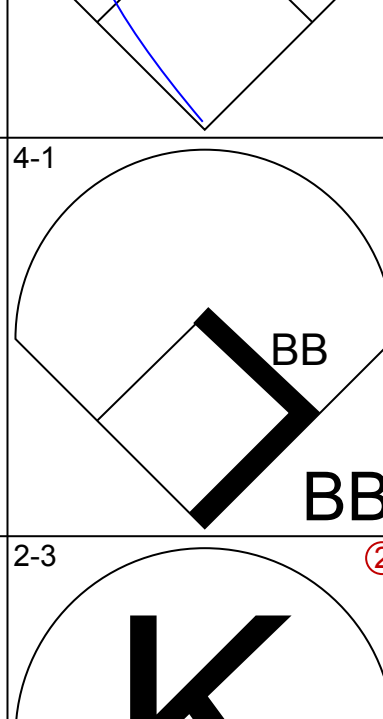
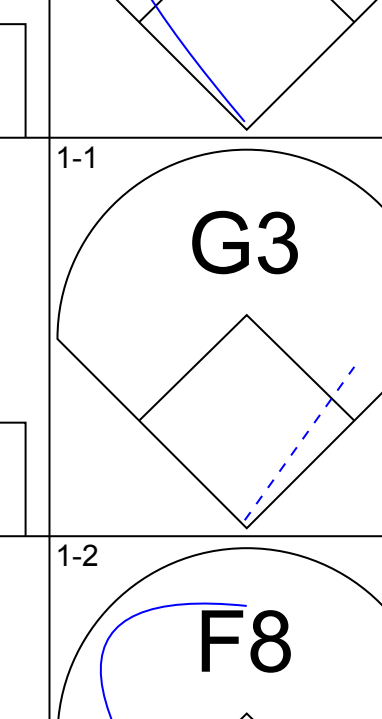
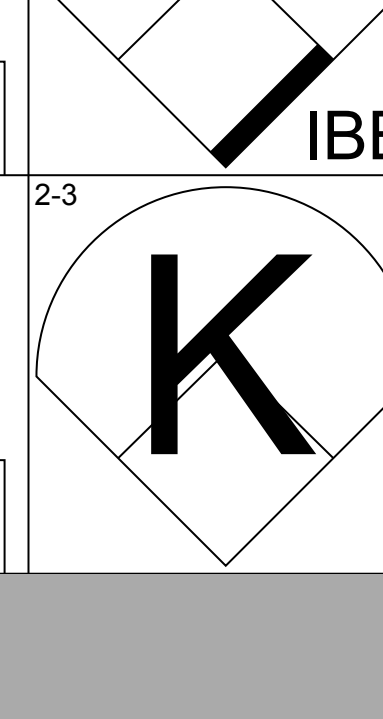
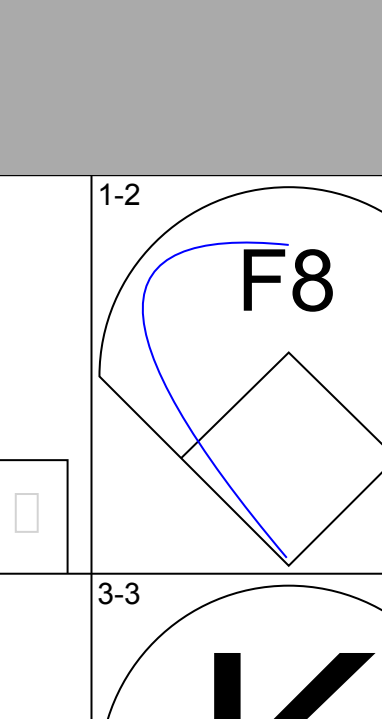
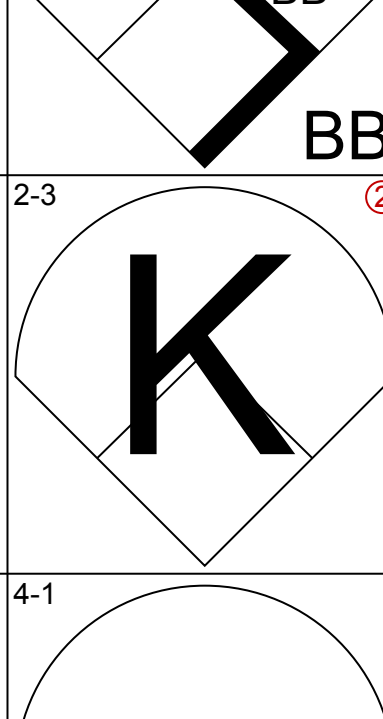
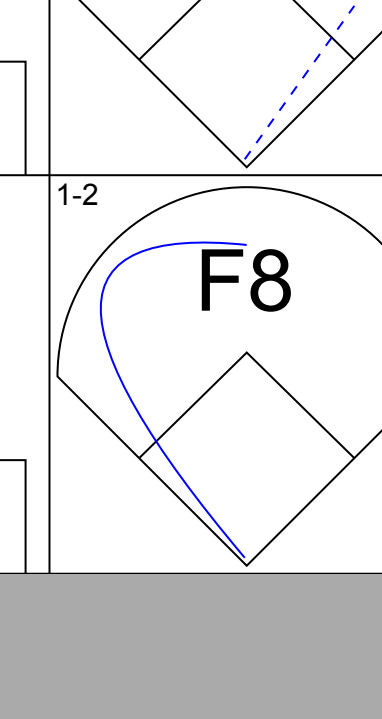
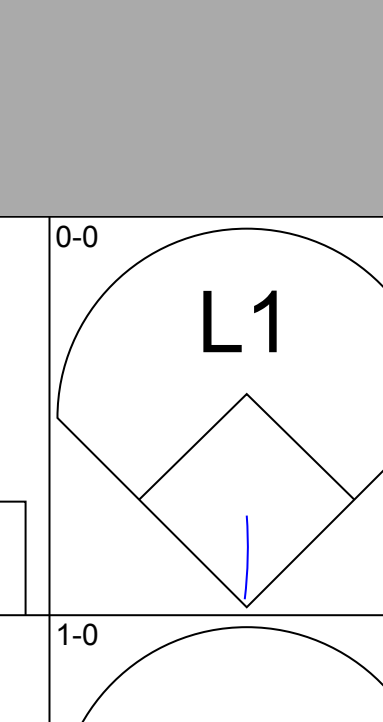
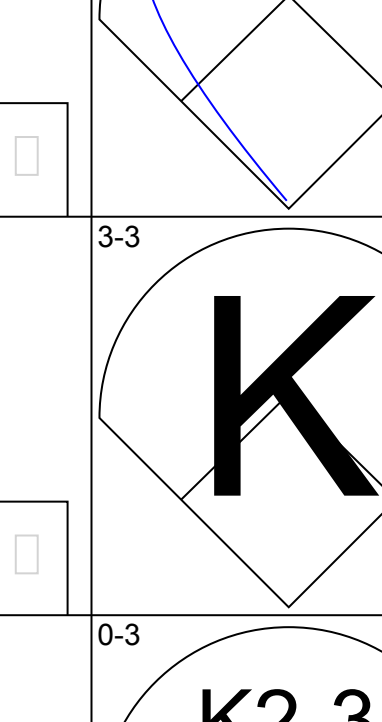
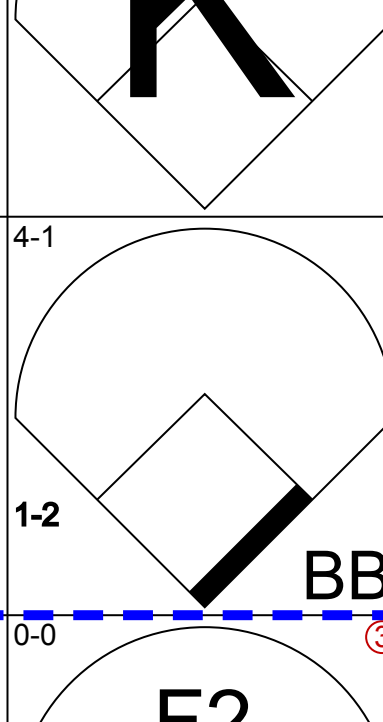
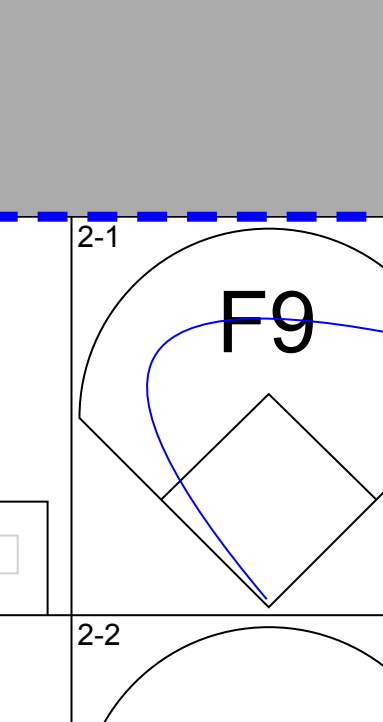
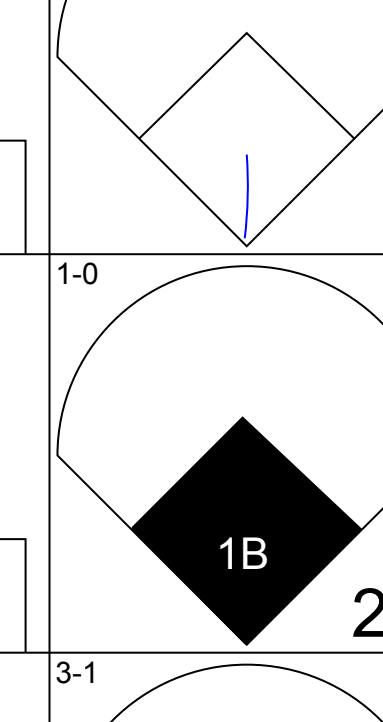
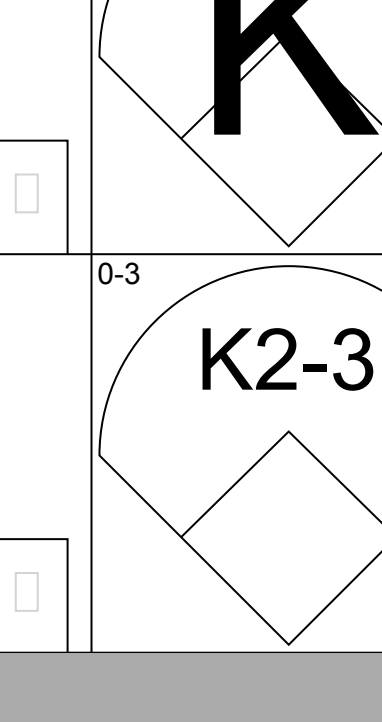
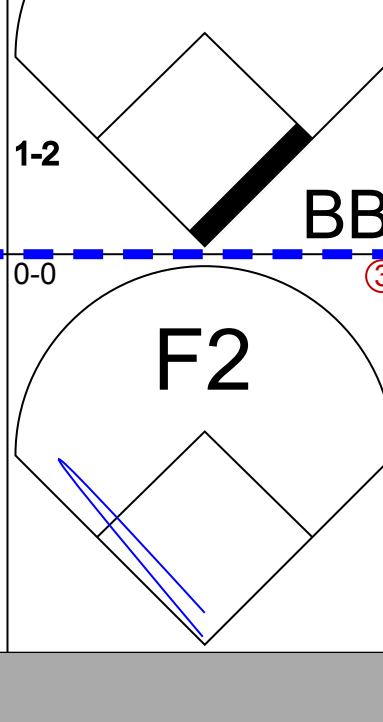
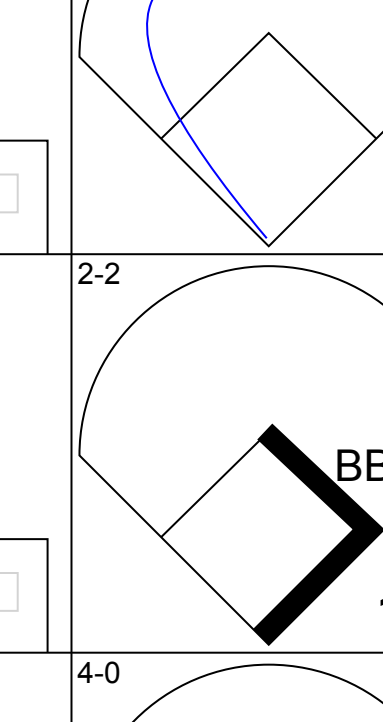
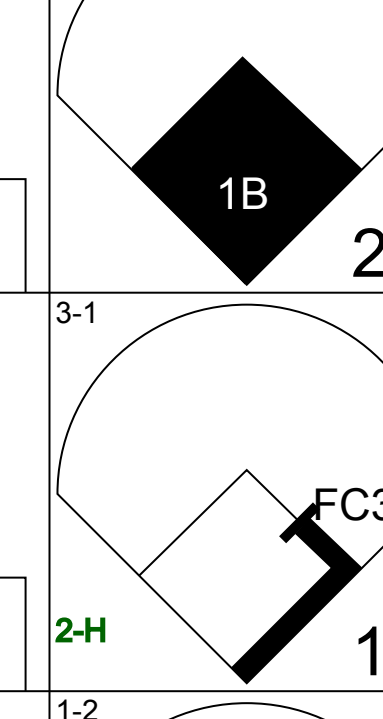
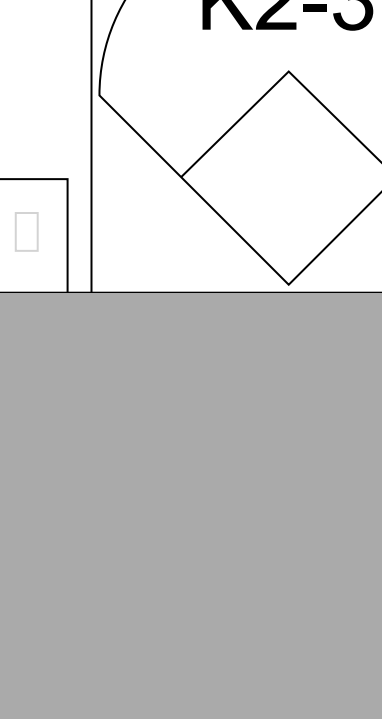
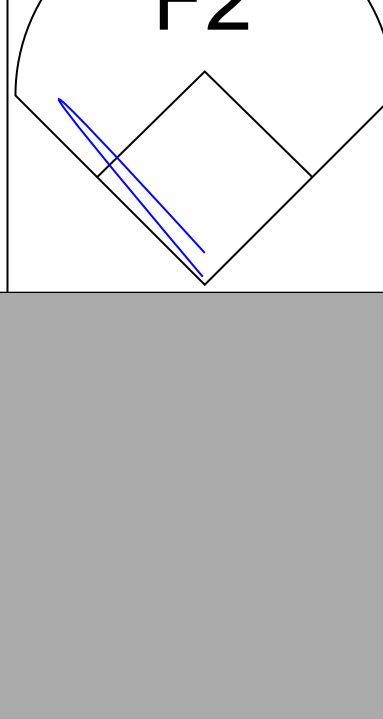

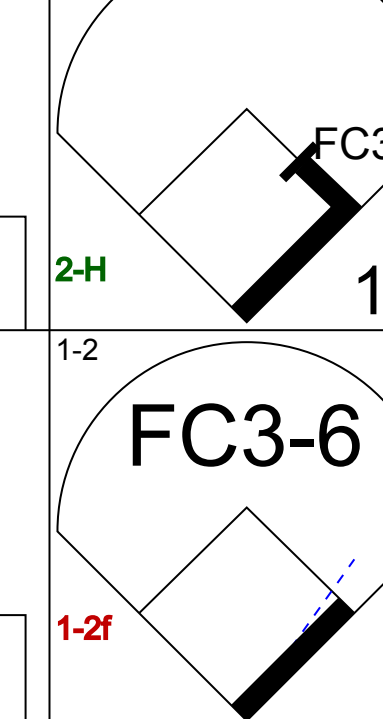



Batter	1	2	3	4	5	6	7	8	9	AB	R	H	RBI	BB	SO	LOB	TOP
Marvin Benard, L (1, 8) OBP: 0.353, SLG: 0.409	F8		1B		F8		K		P3	5	0	1	0	0	1	1	<b>San Francisco Giants @ San Diego Padres</b> Qualcomm Stadium, San Diego, CA Sun Sep 17 2000, 4:05 PM EDT Att: 28,673 - Sunny - 82 F
Russ Davis, R (1, 5) OBP: 0.297, SLG: 0.424 Bill Mueller, S (8, 5)	F9		F8		F8		F8		2B	4	0	1	1	0	0	1	
Felipe Crespo, S (1, 3) OBP: 0.358, SLG: 0.408 J.T. Snow, L (9, 3)	F3		F8		F8		S		2B	4	0	1	1	1	0	2	
Jeff Kent, R (1, 4) OBP: 0.423, SLG: 0.601 28 Juan Melo, S (7, 4)		1B					K		F8	4	2	2	1	0	1	1	
Ellis Burks, R (1, 9) OBP: 0.430, SLG: 0.627		3B			HR					3	1	2	0	1	0	0	
Armando Rios, L (1, 7) OBP: 0.349, SLG: 0.516		1B			F2					3	0	1	1	1	1	1	
Ramon Martinez, R (1, 6) OBP: 0.340, SLG: 0.480		BB			G4-3					3	0	0	1	0	1	3	
Doug Mirabelli, R (1, 2) OBP: 0.335, SLG: 0.361		1B			K					3	1	1	0	1	1	1	
Mark Gardner, R (1, 1) OBP: 0.100, SLG: 0.100 Felix Rodriguez, R (8, 1) Terrell Lowery, R (9, PH) Robb Nen, R (9, 1)					G4-3				F7	2	0	0	0	0	1	3	
					SH1-4					0	0	0	0	0	0	0	
					1B					1	0	0	0	0	0	0	
					2B					0	0	0	0	0	0	0	
					1B					0	0	0	0	0	0	0	
					2B					0	0	0	0	0	0	0	
					1B					0	0	0	0	0	0	0	
					2B					0	0	0	0	0	0	0	
					1B					0	0	0	0	0	0	0	
					2B					0	0	0	0	0	0	0	
					1B					0	0	0	0	0	0	0	
					2B					0	0	0	0	0	0	0	
					1B					0	0	0	0	0	0	0	
					2B					0	0	0	0	0	0	0	
					1B					0	0	0	0	0	0	0	
					2B					0	0	0	0	0	0	0	
					1B					0	0	0	0	0	0	0	
					2B					0	0	0	0	0	0	0	
					1B					0	0	0	0	0	0	0	
					2B					0	0	0	0	0	0	0	
					1B					0	0	0	0	0	0	0	
					2B					0	0	0	0	0	0	0	
					1B					0	0	0	0	0	0	0	
					2B					0	0	0	0	0	0	0	
					1B					0	0	0	0	0	0	0	
					2B					0	0	0	0	0	0	0	
					1B					0	0	0	0	0	0	0	
					2B					0	0	0	0	0	0	0	
					1B					0	0	0	0	0	0	0	
					2B					0	0	0	0	0	0	0	
					1B					0	0	0	0	0	0	0	
					2B					0	0	0	0	0	0	0	
					1B					0	0	0	0	0	0	0	
					2B					0	0	0	0	0	0	0	
					1B					0	0	0	0	0	0	0	
					2B					0	0	0	0	0	0	0	
					1B					0	0	0	0	0	0	0	
					2B					0	0	0	0	0	0	0	
					1B					0	0	0	0	0	0	0	
					2B					0	0	0	0	0	0	0	
					1B					0	0	0	0	0	0	0	
					2B					0	0	0	0	0	0	0	
					1B					0	0	0	0	0	0	0	
					2B					0	0	0	0	0	0	0	
					1B					0	0	0	0	0	0	0	
					2B					0	0	0	0	0	0	0	
					1B					0	0	0	0	0	0	0	
					2B					0	0	0	0	0	0	0	
					1B					0	0	0	0	0	0	0	
					2B					0	0	0	0	0	0	0	
					1B					0	0	0	0	0	0	0	
					2B					0	0	0	0	0	0	0	
					1B					0	0	0	0	0	0	0	
					2B					0	0	0	0	0	0	0	
					1B					0	0	0	0	0	0	0	
					2B					0	0	0	0	0	0	0	
					1B					0	0	0	0	0	0	0	
					2B					0	0	0	0	0	0	0	
					1B					0	0	0	0	0	0	0	
					2B					0	0	0	0	0	0	0	
					1B					0	0	0	0	0	0	0	
					2B					0	0	0	0	0	0	0	
					1B					0	0	0	0	0	0	0	
					2B					0	0	0	0	0	0	0	
					1B					0	0	0	0	0	0	0	
					2B					0	0	0	0	0	0	0	
					1B					0	0	0	0	0	0	0	
					2B					0	0	0	0	0	0	0	
					1B					0	0	0	0	0	0	0	
					2B					0	0	0	0	0	0	0	
					1B					0	0	0	0	0	0	0	
					2B					0	0	0	0	0	0	0	
					1B					0	0	0	0	0	0	0	
					2B					0	0	0	0	0	0	0	
					1B					0	0	0	0	0	0	0	
					2B					0	0	0	0	0	0	0	
					1B					0	0	0	0	0	0	0	
					2B					0	0	0	0	0	0	0	
					1B					0	0	0	0	0	0	0	
					2B					0	0	0	0	0	0	0	
					1B					0	0	0	0	0	0	0	
					2B					0	0	0	0	0	0	0	
					1B					0	0	0	0	0	0	0	
					2B					0	0	0	0	0	0	0	
					1B					0	0	0	0	0	0	0	
					2B					0	0	0	0	0	0	0	
					1B					0	0	0	0	0	0	0	
					2B					0	0	0	0	0	0	0	
					1B					0	0	0	0	0	0	0	
					2B					0	0	0	0	0	0	0	
					1B					0	0	0	0	0	0	0	
					2B					0	0	0	0	0	0	0	
					1B					0	0	0	0	0	0	0	
					2B					0	0	0	0	0	0	0	
					1B					0	0	0	0	0	0	0	
					2B					0	0	0	0	0	0	0	
					1B					0	0	0	0	0	0	0	
					2B					0	0	0	0	0	0	0	
					1B					0	0	0	0	0	0	0	
					2B												



Batter	1	2	3	4	5	6	7	8	9	AB	R	H	RBI	BB	SO	LOB	TOP			
<b>Damian Jackson, R</b> OBP: 0.395, SLG: 0.392 (1, 4)							 1B		 SF9 2B	5	1	3	0	0	1	0	<b>San Diego Padres @ Colorado Rockies</b> Coors Field, Denver, CO Tue Sep 19 2000, 7:05 PM MDT Att: 36,295 - Cloudy - 74 F			
<b>Eric Owens, R</b> OBP: 0.350, SLG: 0.377 (1, 7)						 BB				4	0	0	0	1	0	2				
<b>Ryan Klesko, L</b> OBP: 0.397, SLG: 0.530 (1, 3)						 G6-4-3 1-2 2-3				4	0	0	1	0	0	3				
<b>Ed Sprague, R</b> OBP: 0.287, SLG: 0.445 <b>Desti Relaford, S</b> OBP: 0.356, SLG: 0.305 (8, PR) (8, 6)				 BB 1B		 1-2		 2B 1B		4	1	2	0	0	0	2				
<b>Ruben Rivera, R</b> OBP: 0.296, SLG: 0.388 (1, 8)				 BB						3	1	1	1	1	0	1				
<b>Mike Darr, L</b> OBP: 0.352, SLG: 0.392 (1, 9)				 1-2 2-3				 FC6-2 1B		4	0	1	0	0	0	2				
<b>Ben Davis, S</b> OBP: 0.299, SLG: 0.415 <b>John Mabry, L</b> OBP: 0.299, SLG: 0.415 <b>Tom Davey, R</b> (8, PH) (8, 1)				 1B				 1-3 2-H		3	2	2	2	0	0	0				
<b>Kevin Walker, L</b> OBP: 0.250, SLG: 0.250 (9, 1)				 3-H				 1-3 2-H		0	0	0	0	0	0	0				
<b>Greg LaRocca, R</b> OBP: 0.313, SLG: 0.400 (1, 6) (8, 5)				 1-H				 2-H		3	0	1	1	1	0	3				
<b>Matt Clement, R</b> OBP: 0.133, SLG: 0.107 <b>Wiki Gonzalez, R</b> OBP: 0.312, SLG: 0.342 (1, 1) (6, 2)				 1-3				 2-3 3-H		2	0	0	0	0	1	2				
										2	1	1	1	0	0	2				
<b>Inning Stats</b>	R: 0 E: 0 K: 1 S: 6	H: 0 LOB: 0 BB: 0 P: 8	R: 2 E: 0 K: 0 S: 10	H: 2 LOB: 1 BB: 1 P: 19	R: 0 E: 0 K: 0 S: 6	H: 0 LOB: 0 BB: 0 P: 10	R: 2 E: 0 K: 1 S: 14	H: 3 LOB: 1 BB: 1 P: 24	R: 0 E: 0 K: 0 S: 11	H: 0 LOB: 0 BB: 0 P: 15	R: 1 E: 0 K: 0 S: 13	H: 2 LOB: 1 BB: 0 P: 22	R: 1 E: 0 K: 0 S: 11	H: 3 LOB: 2 BB: 0 P: 14	R: 1 E: 0 K: 0 S: 9	H: 1 LOB: 0 BB: 0 P: 15		1B: 6 2B: 3 3B: 0 HR: 3	SF: 1 SAC: 0 DP: 2 HBP: 0	WP: 0 PB: 0 SB: 1 CS: 0
<b>PITCHER</b>	IP	WLS	BF	H	R	ER	SO	BB	IBB	HBP	BLK	WP	HR	S	P	ERA	WHIP			
<b>Brian Bohanon, L</b> ERA: 4.84 (1, 1)	6.1	L	27	7	5	5	2	3	0	0	0	0	3	58	98	7.11	1.579			
<b>Jerry Dipoto, R</b> ERA: 4.95 (7, 1)	0.2		3	1	0	0	0	0	0	0	0	0	0	10	18	0.00	1.500			
<b>Mike DeJean, R</b> ERA: 5.03 (8, 1)	1.0		6	3	1	1	0	0	0	0	0	0	0	11	14	9.00	3.000			
<b>Jose Jimenez, R</b> ERA: 3.46 (9, 1)	1.0		4	1	1	1	0	0	0	0	0	0	0	9	15	9.00	1.000			

AB	36
R	7
H	12
RBI	7
BB	3
SO	2
LOB	17



Batter	1	2	3	4	5	6	7	8	9	AB	R	H	RBI	BB	SO	LOB	BOTTOM						
<b>Juan Pierre, L</b> OBP: 0.366, SLG: 0.329 <b>Adam Melhuse, S</b> OBP: 0.278, SLG: 0.313 (1, 8) (9, PH)							 1B			4	0	1	0	0	1	1	<b>San Diego Padres @ Colorado Rockies</b> Coors Field, Denver, CO Tue Sep 19 2000, 7:05 PM MDT Att: 36,295 - Cloudy - 74 F						
<b>Nefti Perez, S</b> OBP: 0.321, SLG: 0.439 (1, 6)										4	0	1	0	0	1	1							
<b>Jeff Cirillo, R</b> OBP: 0.386, SLG: 0.474 (1, 5)										4	0	0	0	0	1	1							
<b>17 Todd Helton, L</b> OBP: 0.465, SLG: 0.681 (1, 3)						 BB				2	0	0	0	2	0	0							
<b>Jeffrey Hammonds, R</b> OBP: 0.395, SLG: 0.529 (1, 9)										4	0	0	0	0	2	3							
<b>Todd Walker, L</b> OBP: 0.341, SLG: 0.486 <b>Jeff Frye, R</b> OBP: 0.365, SLG: 0.360 (1, 4) (9, PH)						 BB				2	0	0	0	1	1	0							
<b>Todd Hollandsworth, L</b> OBP: 0.325, SLG: 0.421 (1, 7)		 2B						 1B		4	1	2	0	0	1	2							
<b>Brent Mayne, L</b> OBP: 0.382, SLG: 0.425 <b>Butch Huskey, R</b> OBP: 0.334, SLG: 0.397 (1, 2) (9, PH)		 2-H 1B								3	0	1	1	0	1	0							
<b>Brian Bohanon, L</b> OBP: 0.231, SLG: 0.388 <b>Jerry Dipoto, R</b> ERA: 4.95 <b>Terry Shumpert, R</b> ERA: 4.95 <b>Mike DeJean, R</b> ERA: 5.03 <b>Jose Jimenez, R</b> ERA: 3.46 <b>Ben Patrick, R</b> OBP: 0.413, SLG: 0.485 (1, 1) (7, 1) (7, PH) (8, 1) (9, 1) (9, PH)		 1-2								2	1	1	1	0	0	1							
<b>Inning Stats</b>	R: 0 E: 0 K: 2 S: 15	H: 1 LOB: 2 BB: 1 P: 30	R: 1 E: 0 K: 1 S: 10	H: 2 LOB: 1 BB: 0 P: 16	R: 0 E: 0 K: 0 S: 5	H: 0 LOB: 0 BB: 0 P: 6	R: 0 E: 0 K: 2 S: 11	H: 0 LOB: 0 BB: 0 P: 15	R: 1 E: 0 K: 2 S: 14	H: 1 LOB: 0 BB: 0 P: 21	R: 0 E: 0 K: 1 S: 10	H: 0 LOB: 2 BB: 2 P: 20	R: 0 E: 0 K: 0 S: 7	H: 1 LOB: 1 BB: 0 P: 12	R: 0 E: 0 K: 0 S: 8	H: 0 LOB: 0 BB: 0 P: 12		R: 0 E: 0 K: 1 S: 11	H: 1 LOB: 2 BB: 1 P: 21	1B: 3 2B: 2 3B: 0 HR: 1	SF: 0 SAC: 0 DP: 0 HBP: 0	WP: 0 PB: 1 SB: 0 CS: 0	PA: 37
<b>PITCHER</b>	IP	WLS	BF	H	R	ER	SO	BB	IBB	HBP	BLK	WP	HR	S	P	ERA		WHIP					
<b>Matt Clement, R</b> ERA: 5.01 (1, 1)	5.2	W	24	4	2	2	8	2	0	0	0	0	0	8	13	0.00		0.750					
<b>Dave Maurer, L</b> ERA: 1.8 (6, 1)	1.1	H	5	1	0	0	0	0	0	0	0	0	0	8	12	0.00	0.000						
<b>Tom Davey, R</b> ERA: (8, 1)	1.0		3	0	0	0	0	0	0	0	0	0	0	8	12	0.00	0.000						
<b>Kevin Walker, L</b> ERA: 4.24 (9, 1)	1.0		5	1	0	0	1	1	0	0	0	0	0	11	21	0.00	2.000						









Batter	1	2	3	4	5	6	7	8	9	AB	R	H	RBI	BB	SO	LOB	TOP								
<b>Damian Jackson, R</b> OBP: 0.352, SLG: 0.389	0-0 SH 2B		1-0 F7			0-2 G5-3		1-3 K		4	1	1	0	0	1	1									
<b>Dest Relaford, S</b> OBP: 0.360, SLG: 0.306	0-0 SH G6-3 SF8 2H		0-2 F7			0-2 L7			2-3 K	3	1	0	0	0	1	0									
<b>Ryan Klesko, L</b> OBP: 0.398, SLG: 0.527	0-1 G6-3			1-0 G3			2-2 G5-3		4-2 WP 1B BB	3	0	0	0	0	0	1									
<b>Joe Vitello, R</b> OBP: 0.356, SLG: 0.440	2-3									0	1	0	0	1	0	0									
<b>Dave Magadan, L</b> OBP: 0.315, SLG: 0.377	1-1 SF8			2-2 F8			4-2 L3 BB		2-3 K	1	0	0	1	1	0	0									
<b>Gabe Alvarez, R</b> OBP: 0.357, SLG: 0.273	3-H								1-2 K	1	0	0	0	0	1	1									
<b>John Mabry, L</b> OBP: 0.303, SLG: 0.431	0-2 G4-3			1-0 G3			1-2 L3		2-2 K	3	0	0	0	0	0	1									
<b>Wiki Gonzalez, R</b> OBP: 0.314, SLG: 0.344							1-2		2-H 1B	1	0	1	1	0	0	0									
<b>Ruben Rivera, R</b> OBP: 0.293, SLG: 0.387		3-3 K			2-3 K			1-3 K	0-1 G1-3	4	0	0	0	0	3	1									
<b>Eric Owens, R</b> OBP: 0.350, SLG: 0.377		1-2 G4-3			0-1 G5-3			0-1 E6 1B		3	1	1	0	0	0	0									
<b>Ben Davis, S</b> OBP: 0.309, SLG: 0.373		1-1 G4-3			0-0 F7			1-0 1B		3	0	1	1	0	0	0									
<b>Brian Tolberg, R</b> OBP: 0.297, SLG: 0.097			0-3 K			0-2 G6-3		0-1 F7		2	0	0	0	0	1	0									
<b>Dave Maurer, R</b> OBP: 0.296, SLG: 0.330										0	0	0	0	0	0	0									
<b>Todd Erdos, R</b> OBP: 0.296, SLG: 0.330										0	0	0	0	0	0	0									
<b>29 Kory DeHaan, L</b> OBP: 0.296, SLG: 0.330										0	0	0	0	0	0	1									
<b>Buddy Carlyle, R</b> OBP: 0.296, SLG: 0.330										0	0	0	0	0	0	0									
<b>Will Cummane, R</b> OBP: 0.143, SLG: 0.298										0	0	0	0	0	0	0									
<b>Inning Stats</b>	R: 2 E: 1 K: 0 S: 9	H: 1 LOB: 0 BB: 0 P: 10	R: 0 E: 0 K: 1 S: 8	H: 0 LOB: 0 BB: 0 P: 13	R: 0 E: 0 K: 1 S: 7	H: 0 LOB: 0 BB: 0 P: 8	R: 0 E: 0 K: 0 S: 5	H: 0 LOB: 0 BB: 0 P: 9	R: 0 E: 0 K: 1 S: 6	H: 0 LOB: 0 BB: 0 P: 8	R: 0 E: 0 K: 0 S: 9	H: 0 LOB: 0 BB: 0 P: 9	R: 0 E: 0 K: 0 S: 8	H: 0 LOB: 0 BB: 1 P: 15	R: 1 E: 1 K: 2 S: 11	H: 2 LOB: 1 BB: 0 P: 14	R: 1 E: 0 K: 2 S: 17	H: 1 LOB: 1 BB: 1 P: 27	1B: 3 2B: 2 3B: 0 HR: 0	SF: 1 SAC: 1 DP: 1 HBP: 0	WP: 1 PB: 0 SB: 0 CS: 0	PA: 33			
<b>PITCHER</b>	IP	WLS	BF	H	R	ER	SO	BB	IBB	HBP	BLK	WP	HR	S	P	ERA	WHIP								
<b>Kevin Jarvis, R</b> ERA: 5.84	6.0	W	20	1	2	1	3	0	0	0	0	0	0	44	57	1.50	0.167								
<b>Gabe White, L</b> ERA: 2.29	1.0	H	3	0	0	0	0	1	0	0	0	0	0	8	15	0.00	1.000								
<b>Bobby Chouinard, R</b> ERA: 3.3	1.0	5	2	1	0	2	2	0	0	0	0	0	0	11	14	0.00	2.000								
<b>Mike Myers, L</b> ERA: 2.11	0.2	4	1	1	1	1	2	1	0	0	0	1	0	15	25	13.50	3.000								
<b>Jerry Dipoto, R</b> ERA: 4.5	0.1	1	0	0	0	0	0	0	0	0	0	0	0	2	2	0.00	0.000								

San Diego Padres @ Colorado Rockies  
Coors Field, Denver, CO  
Thu Sep 21 2000, 1:05 PM MDT  
Att: 36,286 - Cloudy - 63 F

AB 29  
R 4  
H 4  
RBI 3  
BB 2  
SO 7  
LOB 6



Batter	1	2	3	4	5	6	7	8	9	AB	R	H	RBI	BB	SO	LOB	BOTTOM								
<b>Juan Pierre, L</b> OBP: 0.364, SLG: 0.329	1-2 G1-3		1-0 F8		2-1 WP G4-3 1B	0-1 CS	0-1 G4-3	1-0		6	0	3	2	0	0	1									
<b>Neftali Perez, S</b> OBP: 0.320, SLG: 0.437	0-1 F8		1-0 F9		2-0 G4-3		2-0 1B	2-0 G4-3		6	1	1	0	0	0	7									
<b>Jeff Cirillo, R</b> OBP: 0.389, SLG: 0.479	2-1 E6			3-1 17 2B 1B	1-2 F8		0-0 17 S 1-H HR	4-1 17 1B BB		4	3	2	1	1	0	1									
<b>17 Todd Helton, L</b> OBP: 0.464, SLG: 0.684	1-1 L4			0-0 2B	2-3 2B	0-1 F9	2-2 HR	2-2 BB 23 1B 1B		5	2	3	2	0	0	1									
<b>Todd Hollandsworth, L</b> OBP: 0.331, SLG: 0.435		1-1 G4-3		0-0 G5-3		2-1 HR	1-0 E SF7 1B	1-3 K		5	2	2	1	0	1	4									
<b>Butch Huskey, R</b> OBP: 0.345, SLG: 0.417		2-1 G6-3		1-0 1B		2-2 HR 1B	4-0 E 1B IBB	2-2 23 1B BB 1B 1B		4	3	3	2	1	0	0									
<b>Terry Shumpert, R</b> OBP: 0.296, SLG: 0.445		1-0 F8		3-H F8		0-0 HR	2-1 E6 1B 1B	2-3 K		5	2	1	2	0	1	6									
<b>Mike Myers, L</b> OBP: 0.296, SLG: 0.445										0	0	0	0	0	0	0									
<b>Jerry Dipoto, R</b> OBP: 0.296, SLG: 0.445										0	0	0	0	0	0	0									
<b>Brent Mayne, L</b> OBP: 0.382, SLG: 0.422			4-0 BB	1-0 P6		3-2 F8	0-0 SF7	4-0 1B 23 1B BB		2	0	0	1	2	0	2									
<b>Kevin Jarvis, L</b> OBP: 0.176, SLG: 0.129			2-3 K		2-2 P4	4-1 CS BB	3-H 1B	1-0 1B		2	0	0	0	0	1	1									
<b>Carlos Mendez, L</b> OBP: 0.290, SLG: 0.143										0	0	0	0	0	0	0									
<b>Gabe White, L</b> OBP: 0.290, SLG: 0.143										0	0	0	0	0	0	0									
<b>Bobby Chouinard, R</b> OBP: 0.290, SLG: 0.143										0	0	0	0	0	0	0									
<b>23 Elvis Pena, S</b> OBP: 0.420, SLG: 0.571										0	0	0	0	0	0	0									
<b>Will Cummane, R</b> OBP: 0.143, SLG: 0.298										0	0	0	0	0	0	0									
<b>Inning Stats</b>	R: 0 E: 1 K: 0 S: 9	H: 0 LOB: 1 BB: 0 P: 13	R: 0 E: 0 K: 0 S: 5	H: 0 LOB: 0 BB: 0 P: 9	R: 0 E: 0 K: 1 S: 5	H: 0 LOB: 1 BB: 1 P: 13	R: 1 E: 0 K: 0 S: 7	H: 3 LOB: 2 BB: 0 P: 14	R: 0 E: 0 K: 0 S: 10	H: 1 LOB: 1 BB: 0 P: 16	R: 3 E: 0 K: 0 S: 14	H: 3 LOB: 0 BB: 1 P: 25	R: 6 E: 1 K: 0 S: 17	H: 6 LOB: 2 BB: 1 P: 29	R: 3 E: 0 K: 2 S: 21	H: 4 LOB: 3 BB: 2 P: 40	1B: 11 2B: 3 3B: 0 HR: 3	SF: 1 SAC: 0 DP: 0 HBP: 0	WP: 1 PB: 1 SB: 1 CS: 1	PA: 48					
<b>PITCHER</b>	IP	WLS	BF	H	R	ER	SO	BB	IBB	HBP	BLK	WP	HR	S	P	ERA	WHIP								
<b>Brian Tolberg, R</b> ERA: 3.66	6.1	L	30	9	6	6	1	2	0	0	0	0	1	4	11	8.53	1.737								
<b>Dave Maurer, L</b> ERA: 2.7	0.0	3	2	1	1	0	0	0	1	0	0	0	1	4	11	∞	∞								
<b>Todd Erdos, R</b> ERA: 6.04	0.2	5	2	3	0	0	0	0	0	0	0	0	0	8	11	0.00	3.000								
<b>Buddy Carlyle, R</b> ERA: 63.0	0.1	4	2	3	3	1	1	1	0	0	0	0	0	15	24	81.00	9.000								
<b>Will Cummane, R</b> ERA: 4.76	0.2	5	2	0	0	1	1	0	0	0	0	0	0	6	16	0.00	4.500								

San Diego Padres @ Colorado Rockies  
Coors Field, Denver, CO  
Thu Sep 21 2000, 1:05 PM MDT  
Att: 36,286 - Cloudy - 63 F

AB 41  
R 13  
H 17  
RBI 13  
BB 5  
SO 3  
LOB 23





Batter	1	2	3	4	5	6	7	8	9	AB	R	H	RBI	BB	SO	LOB	TOP			
<b>Damian Jackson, R</b> (1, 4) OBP: 0.350, SLG: 0.385	4-2 HR BB		0-0 F8	1-1 F7		1-3 K		2-2 E5		4	1	0	0	1	1	2	<b>San Diego Padres @ Los Angeles Dodgers</b> Dodger Stadium, Los Angeles, CA Fri Sep 22 2000, 7:10 PM PDT Att: 37,512 - Cloudy - 66 F			
<b>Dest Relaford, S</b> (1, 6) OBP: 0.311, SLG: 0.315	1-0 HR		4-0 F8 1B BB	4-1 BB			4-2 F S 2B BB	2-3 K		2	2	1	2	3	1	1				
<b>Ryan Klesko, L</b> (1, 3) OBP: 0.396, SLG: 0.523	2-1 P6		2-2 S 1B	0-3 K			1-1 F2		3-0 F8	5	0	1	0	0	1	4				
<b>Phil Nevin, R</b> (1, 5) OBP: 0.379, SLG: 0.558 <b>Tom Davey, R</b> (7, 1)	2-1 G1-6-3		2-1 F8		0-0 1B		1-0 P5		1-3 K	4	0	2	0	0	0	3				
<b>Kevin Walker, L</b> (8, 1) OBP: 0.250, SLG: 0.250 <b>Ed Sprague, R</b> (9, PH) <b>Trevor Hoffman, R</b> (9, 1)	1B		2-3 1B		1-3 K		1-3 2B		1-3 K	0	0	0	0	0	0	0				
<b>John Mabry, L</b> (1, 9) OBP: 0.306, SLG: 0.434 <b>Ruben Rivera, R</b> (7, PR) (7, 8)	G1-6-3		4-1 BB		1-3 K		3-2 2B		1-3 K	3	0	1	1	1	1	2				
<b>Mike Darr, L</b> (1, 8) OBP: 0.360, SLG: 0.411 (7, 9)		3-2 S 1B	2-2 F8		1-0 F8		4-2 BB			3	0	1	0	1	0	4				
<b>Ben Davis, S</b> (1, 2) OBP: 0.307, SLG: 0.363		4-2 BB		1-1 F7	0-0 F7		1-3 K			3	0	0	0	1	1	3				
<b>29 Kory DeHaan, L</b> (1, 7) OBP: 0.240, SLG: 0.327		2-3 K		2-2 BB S 1B		1-1 F9		1-3 K		4	0	1	0	0	2	2				
<b>Jay Witasick, R</b> (1, 1) OBP: 0.154, SLG: 0.120 <b>Carlos Almanzar, R</b> (4, 1)		0-0 FC5-6-4		4-2 BB S 1B		3-1 P4		0-0 P6		1	0	0	0	1	0	2				
<b>Gabe Alvarez, R</b> (6, PH) OBP: 0.333, SLG: 0.250 <b>Dave Maurer, R</b> (6, 1) <b>Greg LaRocca, R</b> (7, 5) OBP: 0.283, SLG: 0.333		1-2 2-3		1-2 BB						1	0	0	0	0	0	0				
<b>Inning Stats</b>	R: 2 E: 0 K: 0 S: 9	H: 2 LOB: 0 BB: 1 P: 18	R: 0 E: 0 K: 1 S: 14	H: 1 LOB: 1 BB: 1 P: 23	R: 0 E: 0 K: 0 S: 11	H: 1 LOB: 3 BB: 2 P: 25	R: 0 E: 0 K: 1 S: 16	H: 1 LOB: 0 BB: 0 P: 28	R: 0 E: 0 K: 1 S: 6	H: 0 LOB: 0 BB: 0 P: 12	R: 1 E: 0 K: 1 S: 15	H: 1 LOB: 1 BB: 2 P: 29	R: 0 E: 1 K: 2 S: 11	H: 0 LOB: 1 BB: 0 P: 16	R: 0 E: 0 K: 2 S: 8	H: 0 LOB: 0 BB: 0 P: 13		1B: 5 2B: 1 3B: 0 HR: 1	SF: 0 SAC: 0 DP: 2 HBP: 0	WP: 0 PB: 0 SB: 4 CS: 0
<b>PITCHER</b>	IP WLS BF H R ER SO	IP WLS BF H R ER SO	IP WLS BF H R ER SO	IP WLS BF H R ER SO	IP WLS BF H R ER SO	IP WLS BF H R ER SO	IP WLS BF H R ER SO	IP WLS BF H R ER SO	IP WLS BF H R ER SO	IP WLS BF H R ER SO	IP WLS BF H R ER SO	IP WLS BF H R ER SO	IP WLS BF H R ER SO	IP WLS BF H R ER SO	IP WLS BF H R ER SO	IP WLS BF H R ER SO	ERA WHIP	ERA WHIP		
<b>Eric Gagne, R</b> (1, 1) ERA: 5.38	3.1 10 1 0 2 2 1		5 1 0 0 0 0 0	0 0 0 0 0 0 0	0 0 0 0 0 0 0	0 0 0 0 0 0 0	0 0 0 0 0 0 0	0 0 0 0 0 0 0	0 0 0 0 0 0 0	5.40 3.000										
<b>Luke Prokopec, R</b> (4, 1) ERA: 1.59	2.2 1 1 0 0 0 3		1 0 0 0 0 0 0	0 0 0 0 0 0 0	0 0 0 0 0 0 0	0 0 0 0 0 0 0	0 0 0 0 0 0 0	0 0 0 0 0 0 0	0 0 0 0 0 0 0	0.00 0.750										
<b>Antonio Osuna, R</b> (7, 1) ERA: 3.74	0.2 L 4 1 1 0 1		1 0 0 0 0 0 0	0 0 0 0 0 0 0	0 0 0 0 0 0 0	0 0 0 0 0 0 0	0 0 0 0 0 0 0	0 0 0 0 0 0 0	0 0 0 0 0 0 0	13.50 3.000										
<b>Onan Masaoka, L</b> (7, 1) ERA: 4.01	0.1 2 0 0 0 0 1		1 0 0 0 0 0 0	0 0 0 0 0 0 0	0 0 0 0 0 0 0	0 0 0 0 0 0 0	0 0 0 0 0 0 0	0 0 0 0 0 0 0	0 0 0 0 0 0 0	0.00 3.000										
<b>Al Reyes, R</b> (8, 1) ERA: 5.29	2.0 7 0 0 0 0 4		0 0 0 0 0 0 0	0 0 0 0 0 0 0	0 0 0 0 0 0 0	0 0 0 0 0 0 0	0 0 0 0 0 0 0	0 0 0 0 0 0 0	0 0 0 0 0 0 0	0.00 0.000										

Batter	1	2	3	4	5	6	7	8	9	AB	R	H	RBI	BB	SO	LOB	BOTTOM						
<b>Tom Goodwin, L</b> (1, 8) OBP: 0.351, SLG: 0.357	2-1 S HBP 1B	2-3 K			0-1 B2-3		1-2 P6		3-2 L8	5	0	1	0	0	1	1	<b>San Diego Padres @ Los Angeles Dodgers</b> Dodger Stadium, Los Angeles, CA Fri Sep 22 2000, 7:10 PM PDT Att: 37,512 - Cloudy - 66 F						
<b>Mark Cudjrajanek, R</b> (1, 4) OBP: 0.337, SLG: 0.395	2-1 S HBP		0-0 G6-3		0-1 1B		1-0 F9		1-2 G4-3	4	0	1	0	0	0	0							
<b>Shawn Green, L</b> (1, 9) OBP: 0.371, SLG: 0.476	2-3 K		0-0 L3		1-1 F7		3-2 P6			4	0	0	0	0	1	3							
<b>Eric Karros, R</b> (1, 3) OBP: 0.326, SLG: 0.473 <b>F.P. Santangelo, S</b> (8, PR) OBP: 0.322, SLG: 0.246 <b>Chad Kreuter, S</b> (9, 2) OBP: 0.430, SLG: 0.423	2-3 K		2-1 P6		0-0 F9			1-0 P6-3 1B		4	0	1	0	0	1	3							
<b>Todd Hundley, S</b> (1, 2) OBP: 0.383, SLG: 0.591 <b>Jeff Branson, L</b> (9, 6) OBP: 0.294, SLG: 0.313	0-3 K			0-0 F4		1-1 L3		1-1 P6-3 1-2		4	0	0	0	0	1	3							
<b>Adrián Beltré, R</b> (1, 5) OBP: 0.384, SLG: 0.482		1-1 G4-3		2-0 BB 1B		4-1 2B BB		1-2 1B 1B		3	1	2	0	1	0	0							
<b>Chris Donnels, L</b> (1, 7) OBP: 0.311, SLG: 0.926 <b>Bruce Aven, R</b> (6, PH) OBP: 0.288, SLG: 0.454 (7, 7)		1-0 HR		4-1 BB		2-3 K		0-0 1B 1B		1	1	1	1	1	0	0							
<b>Alex Cora, L</b> (1, 6) OBP: 0.311, SLG: 0.371 <b>Dave Hansen, L</b> (8, PH) OBP: 0.410, SLG: 0.586 (9, 3)		4-2 SH3-4 BB		0-1 BB		1-0 K		2-3 K		2	0	1	1	0	1	1							
<b>Eric Gagne, R</b> (1, 1) OBP: 0.180, SLG: 0.160 <b>Luke Prokopec, L</b> (4, 1) ERA: 4.49 <b>Hiram Bocachica, R</b> (6, PH) OBP: 0.376, SLG: 0.375 <b>Antonio Osuna, R</b> (7, 1) <b>Onan Masaoka, R</b> (7, 1) <b>Al Reyes, R</b> (8, 1) <b>Paul Lo Duca, R</b> (9, PH) OBP: 0.298, SLG: 0.359		0-0 SH3-4		1-3 K		2-3 K2-3		0-0 F7		0	0	0	0	0	0	0							
<b>Inning Stats</b>	R: 0 E: 0 K: 3 S: 14	H: 1 LOB: 2 BB: 0 P: 22	R: 1 E: 0 K: 1 S: 9	H: 1 LOB: 1 BB: 1 P: 17	R: 0 E: 0 K: 0 S: 4	H: 0 LOB: 0 BB: 0 P: 6	R: 0 E: 0 K: 1 S: 11	H: 1 LOB: 1 BB: 1 P: 18	R: 0 E: 0 K: 0 S: 7	H: 1 LOB: 0 BB: 0 P: 8	R: 1 E: 0 K: 2 S: 10	H: 1 LOB: 1 BB: 1 P: 20	R: 0 E: 0 K: 0 S: 7	H: 0 LOB: 0 BB: 0 P: 12	R: 0 E: 0 K: 1 S: 11	H: 3 LOB: 2 BB: 0 P: 16		R: 0 E: 0 K: 0 S: 8	H: 0 LOB: 0 BB: 0 P: 12	1B: 6 2B: 2 3B: 0 HR: 1	SF: 0 SAC: 1 DP: 1 HBP: 1	WP: 0 PB: 0 SB: 2 CS: 0	PA: 38
<b>PITCHER</b>	IP WLS BF H R ER SO	IP WLS BF H R ER SO	IP WLS BF H R ER SO	IP WLS BF H R ER SO	IP WLS BF H R ER SO	IP WLS BF H R ER SO	IP WLS BF H R ER SO	IP WLS BF H R ER SO	IP WLS BF H R ER SO	IP WLS BF H R ER SO	IP WLS BF H R ER SO	IP WLS BF H R ER SO	IP WLS BF H R ER SO	IP WLS BF H R ER SO	IP WLS BF H R ER SO	IP WLS BF H R ER SO		ERA WHIP	ERA WHIP				
<b>Jay Witasick, R</b> (1, 1) ERA: 5.77	3.0 13 2 0 0 1		1 0 0 0 0 0 0	0 0 0 0 0 0 0	0 0 0 0 0 0 0	0 0 0 0 0 0 0	0 0 0 0 0 0 0	0 0 0 0 0 0 0	0 0 0 0 0 0 0	3.00 1.000													
<b>Carlos Almanzar, R</b> (4, 1) ERA: 4.49	2.0 9 2 0 0 1		1 0 0 0 0 0 0	0 0 0 0 0 0 0	0 0 0 0 0 0 0	0 0 0 0 0 0 0	0 0 0 0 0 0 0	0 0 0 0 0 0 0	0 0 0 0 0 0 0	0.00 1.500													
<b>Dave Maurer, L</b> (6, 1) ERA: 3.27	1.0 W 5 1 1 1 2		1 0 0 0 0 0 0	0 0 0 0 0 0 0	0 0 0 0 0 0 0	0 0 0 0 0 0 0	0 0 0 0 0 0 0	0 0 0 0 0 0 0	0 0 0 0 0 0 0	9.00 2.000													
<b>Tom Davey, R</b> (7, 1) ERA: 4.22	1.2 H 7 3 0 0 0		0 0 0 0 0 0 0	0 0 0 0 0 0 0	0 0 0 0 0 0 0	0 0 0 0 0 0 0	0 0 0 0 0 0 0	0 0 0 0 0 0 0	0 0 0 0 0 0 0	0.00 1.800													
<b>Kevin Walker, L</b> (8, 1) ERA: 4.22	0.1 H 1 0 0 0 1		0 0 0 0 0 0 0	0 0 0 0 0 0 0	0 0 0 0 0 0 0	0 0 0 0 0 0 0	0 0 0 0 0 0 0	0 0 0 0 0 0 0	0 0 0 0 0 0 0	0.00 0.000													





Batter	1	2	3	4	5	6	7	8	9	AB	R	H	RBI	BB	SO	LOB	TOP					
<b>Damian Jackson, R</b> (1,4) OBP: 0.350, SLG: 0.386	2-3 K			1-3 K		1-3 K			1-2 S 2B	4	0	1	0	0	3	0	<b>San Diego Padres @ Los Angeles Dodgers</b> Dodger Stadium, Los Angeles, CA Sat Sep 23 2000, 7:10 PM PDT Att: 40,623 - Cloudy - 71 F					
<b>Dest Relaford, S</b> (1,6) OBP: 0.363, SLG: 0.313	1-0 F8			4-2 S 1B BB		2-1 F7			3-3 K	3	1	0	0	1	1	1						
<b>Ryan Klesko, L</b> (1,3) OBP: 0.395, SLG: 0.521	1-0 F3			2-2 G4-3 1-H 1B			1-1 G3-1		2-3 K	4	0	1	1	0	1	1						
<b>Phil Nevin, R</b> (1,5) OBP: 0.377, SLG: 0.555		2-1 G6-3		0-2 G4-3			1-1 G6-3			3	0	0	0	0	0	1						
<b>Mike Darr, L</b> (1,9) OBP: 0.354, SLG: 0.404 (8,8)		1-1 L7		0-3 K			0-1 G6-3			3	0	0	0	0	1	1						
<b>Eric Owens, R</b> (1,7) OBP: 0.348, SLG: 0.375		3-2 G3-1			1-0 F9				2-3 K	3	0	0	0	0	1	0						
<b>Wiki Gonzalez, R</b> (1,2) OBP: 0.311, SLG: 0.341			1-0 F9		0-0 G6-3			2-1 G6-3		3	0	0	0	0	0	0						
<b>Ruben Rivera, R</b> (1,8) OBP: 0.292, SLG: 0.384 <b>John Mabry, L</b> (8,PH) OBP: 0.305, SLG: 0.432 (8,9)			1-3 K		0-3 K			0-3 K		2	0	0	0	0	2	0						
<b>Woody Williams, R</b> (1,1) OBP: 0.302, SLG: 0.386 <b>Ed Sprague, R</b> (9,PH) OBP: 0.310, SLG: 0.440			0-3 K			2-3 K			2-3 K	2	0	0	0	0	2	0						
<b>Inning Stats</b>	R: 0 H: 0 E: 0 K: 1 S: 5	H: 0 LOB: 0 BB: 0 P: 9	R: 0 H: 0 E: 0 K: 0 S: 7	H: 0 LOB: 0 BB: 0 P: 13	R: 0 H: 0 E: 0 K: 2 S: 7	H: 0 LOB: 0 BB: 1 P: 9	R: 1 H: 1 E: 0 K: 2 S: 16	H: 1 LOB: 1 BB: 1 P: 23	R: 0 H: 0 E: 0 K: 1 S: 6	H: 0 LOB: 0 BB: 0 P: 7	R: 0 H: 0 E: 0 K: 2 S: 10	H: 0 LOB: 0 BB: 0 P: 15	R: 0 H: 0 E: 0 K: 0 S: 6	H: 0 LOB: 0 BB: 0 P: 8	R: 0 H: 0 E: 0 K: 2 S: 11	H: 0 LOB: 0 BB: 0 P: 15		R: 0 H: 1 E: 0 K: 3 S: 17	H: 1 LOB: 1 BB: 0 P: 25	1B: 1 2B: 1 3B: 0 HR: 0	SF: 0 SAC: 0 DP: 0 HBP: 0	WP: 0 PB: 0 SB: 2 CS: 0
<b>PITCHER</b> <b>Kevin Brown, R</b> (1,1) ERA: 2.56	IP: 9.0 WLS: W BF: 30 H: 2 R: 1 ER: 1 SO: 13 BB: 1 IBB: 0 HBP: 0 BLK: 0 WP: 0 HR: 0 S: 85 P: 124 ERA: 1.00 WHIP: 0.333																					

Batter	1	2	3	4	5	6	7	8	9	AB	R	H	RBI	BB	SO	LOB	BOTTOM			
<b>Tom Goodwin, L</b> (1,8) OBP: 0.350, SLG: 0.356	1-2 G4-6-3 1B		2-3 K			1-2 E3 1B E			2-3 K	4	1	1	0	0	2	0	<b>San Diego Padres @ Los Angeles Dodgers</b> Dodger Stadium, Los Angeles, CA Sat Sep 23 2000, 7:10 PM PDT Att: 40,623 - Cloudy - 71 F			
<b>Mark Czuzdzianek, R</b> (1,4) OBP: 0.330, SLG: 0.394	2-2 G4-6-3 1-2			3-2 G4-3		0-1 E8 1B		2-0 P3		4	1	1	0	0	0	1				
<b>Shawn Green, L</b> (1,9) OBP: 0.372, SLG: 0.476	2-2 P5			2-1 1B		1-1 1B		3-2 G3-1		4	0	2	1	0	0	0				
<b>Eric Karros, R</b> (1,3) OBP: 0.324, SLG: 0.471		0-2 F8		1-0 L7		3-H P6		1-0 P6		3	0	0	0	0	0	2				
<b>Todd Hundley, S</b> (1,2) OBP: 0.379, SLG: 0.585		0-3 K		3-1 F5		0-1 P5				3	0	0	0	0	1	2				
<b>Adrián Beltré, R</b> (1,5) OBP: 0.386, SLG: 0.482		3-2 1B			4-1 G3 BB		0-1 F7			2	0	1	0	1	0	1				
<b>Bruce Aven, R</b> (1,7) OBP: 0.283, SLG: 0.446		1-3 K			0-0 P4		1-3 K			3	0	0	0	0	2	2				
<b>Alex Cora, L</b> (1,6) OBP: 0.309, SLG: 0.368			2-3 K		1-2 G3		0-2 G3-1			3	0	0	0	0	1	1				
<b>Kevin Brown, R</b> (1,1) OBP: 0.116, SLG: 0.076			0-3 K		1-3 K		0-3 K			3	0	0	0	0	3	1				
<b>Inning Stats</b>	R: 0 H: 1 E: 0 K: 0 S: 11	H: 1 LOB: 0 BB: 0 P: 16	R: 0 H: 1 E: 0 K: 2 S: 12	H: 1 LOB: 0 BB: 0 P: 16	R: 0 H: 0 E: 0 K: 3 S: 10	H: 0 LOB: 0 BB: 0 P: 14	R: 0 H: 1 E: 0 K: 0 S: 9	H: 1 LOB: 1 BB: 0 P: 18	R: 0 H: 2 E: 2 K: 0 S: 12	H: 2 LOB: 1 BB: 0 P: 15	R: 0 H: 0 E: 0 K: 2 S: 10	H: 0 LOB: 0 BB: 0 P: 11	R: 0 H: 0 E: 0 K: 1 S: 7	H: 0 LOB: 0 BB: 0 P: 14	R: 0 H: 0 E: 0 K: 1 S: 7	H: 0 LOB: 0 BB: 0 P: 14		1B: 5 2B: 0 3B: 0 HR: 0	SF: 0 SAC: 0 DP: 1 HBP: 0	WP: 0 PB: 0 SB: 0 CS: 0
<b>PITCHER</b> <b>Woody Williams, R</b> (1,1) ERA: 3.83	IP: 8.0 WLS: L BF: 30 H: 5 R: 2 ER: 0 SO: 9 BB: 1 IBB: 0 HBP: 0 BLK: 0 WP: 0 HR: 0 S: 80 P: 119 ERA: 0.00 WHIP: 0.750																			

AB 29  
R 1  
H 2  
RBI 1  
BB 1  
SO 13  
LOB 4



AB 29  
R 2  
H 5  
RBI 1  
BB 1  
SO 9  
LOB 10






Batter	1	2	3	4	5	6	7	8	9	AB	R	H	RBI	BB	SO	LOB	TOP			
<b>Damian Jackson, R</b> (1, 4) OBP: 0.351, SLG: 0.384	4-2 FC5-4 BB		1-3 K		1-3 K			2-1 HBP		2	0	0	0	1	2	1				
<b>Mike Darr, L</b> (1, 9) OBP: 0.348, SLG: 0.396	1-0 FC5-4 S 1-2		2-3 K			3-3 K		3-2 F8		4	0	0	0	0	2	2				
<b>Ryan Klesko, L</b> (1, 3) OBP: 0.396, SLG: 0.519	2-1 L9			4-1 1B BB		3-3 K		4-2 F8-3 BB		2	0	0	0	2	1	1				
<b>John Mabry, L</b> (1, 7) OBP: 0.304, SLG: 0.429	2-3 K			0-0 BB 1-3 1B		1-3 K		0-3 K		4	0	1	0	0	3	2				
<b>Ed Sprague, R</b> (1, 5) OBP: 0.309, SLG: 0.435		1-3 K		4-2 L1-3 BB 1-2		1-3 K		2-2 F8-3 1-2		3	0	0	0	1	2	1				
<b>Ben Davis, S</b> (1, 2) OBP: 0.308, SLG: 0.357		4-1 BB		2-0 L1-3 1-2		2-0 F8				2	0	0	0	1	0	2				
<b>Ruben Rivera, R</b> (1, 8) OBP: 0.292, SLG: 0.388		2-3 K		0-2 3B		2-3 K				3	0	1	0	0	2	1				
<b>Greg LaRocca, R</b> (1, 6) OBP: 0.227, SLG: 0.286		0-1 G3		2-2 G5-3		0-0 F8		1-2 G3		3	0	0	0	0	0	2				
<b>Matt Clement, R</b> (1, 1) OBP: 0.129, SLG: 0.103			2-3 K		2-3 K					2	0	0	0	0	2	1				
<b>Dave Magadan, L</b> (8, PH) OBP: 0.212, SLG: 0.374										1	0	0	0	0	0	0				
<b>Kevin Walker, L</b> (8, 1) OBP: 0.250, SLG: 0.250										0	0	0	0	0	0	0				
<b>Inning Stats</b>	R: 0 H: 0 E: 0 K: 1 S: 8	H: 0 LOB: 1 BB: 1 P: 17	R: 0 H: 0 E: 0 K: 2 S: 9	H: 0 LOB: 1 BB: 1 P: 16	R: 0 H: 0 E: 0 K: 3 S: 9	H: 1 LOB: 0 BB: 0 P: 14	R: 0 H: 1 E: 0 K: 0 S: 5	H: 1 LOB: 1 BB: 2 P: 15	R: 0 H: 0 E: 0 K: 3 S: 10	H: 0 LOB: 0 BB: 0 P: 17	R: 0 H: 0 E: 0 K: 2 S: 8	H: 0 LOB: 0 BB: 0 P: 13	R: 0 H: 0 E: 0 K: 0 S: 9	H: 0 LOB: 1 BB: 0 P: 15	R: 0 H: 0 E: 0 K: 1 S: 10	H: 0 LOB: 0 BB: 1 P: 16	1B: 1 2B: 2 3B: 1 HR: 0	SF: 0 SAC: 0 DP: 2 HBP: 1	WP: 0 PB: 0 SB: 1 CS: 1	PA: 32
<b>PITCHER</b>	IP	WLS	BF	H	R	ER	SO	BB	IBB	HBP	BLK	WP	HR	S	P	ERA	WHIP			
<b>Chan Ho Park, R</b> (1, 1) ERA: 3.4	8.0	W	29	2	0	0	13	4	0	1	0	0	0	70	124	0.00	0.750			
<b>Jeff Shaw, R</b> (9, 1) ERA: 4.31	1.0	S	3	0	0	0	1	1	0	0	0	0	0	10	16	0.00	1.000			

**San Diego Padres @ Los Angeles Dodgers**  
 Dodger Stadium, Los Angeles, CA  
 Sun Sep 24 2000, 1:10 PM PDT  
 Att: 46,393 - Sunny - 78 F

livebaseballscores.com

AB 26  
R 0  
H 2  
RBI 0  
BB 5  
SO 14  
LOB 13




Batter	1	2	3	4	5	6	7	8	9	AB	R	H	RBI	BB	SO	LOB	BOTTOM			
<b>Tom Goodwin, L</b> (1, 8) OBP: 0.348, SLG: 0.353	2-1 G4-3		2-3 K		1-1 F7			1-0 G4-3 1-2		4	0	0	0	0	1	1				
<b>Mark Czuzdzianek, R</b> (1, 4) OBP: 0.330, SLG: 0.393	4-1 G4-3 BB			2-3 K		3-3 K		2-0 G4-3		2	0	0	0	1	2	0				
<b>Shawn Green, L</b> (1, 9) OBP: 0.372, SLG: 0.475	1-0 G4-3 1-2			2-1 2B WP 1B		2-0 G4-3		2-2 G6-3		3	1	1	0	0	0	1				
<b>Adrián Beltré, R</b> (1, 5) OBP: 0.365, SLG: 0.483		1-1 F8		3-1 WP 2B		2-2 G6-3				3	0	1	0	0	0	0				
<b>Chris Donnels, L</b> (1, 3) OBP: 0.412, SLG: 0.862		2-2 G3		4-0 WP IBB		2-1 G4-3				2	0	0	0	1	0	0				
<b>Bruce Aven, R</b> (1, 7) OBP: 0.284, SLG: 0.440		4-1 BB		2-3 K		2-3 K		2-3 K		2	0	0	0	1	2	3				
<b>Chad Kreuter, S</b> (1, 2) OBP: 0.425, SLG: 0.417		1-3 K		2-3 K 1-2 2-3 3-H		1-0 G3				3	0	0	0	0	2	3				
<b>Alex Cora, L</b> (1, 6) OBP: 0.311, SLG: 0.369			0-0 1B		0-1 G3-1			4-2 G4-3 BB		2	0	1	0	1	0	0				
<b>Chan Ho Park, R</b> (1, 1) OBP: 0.232, SLG: 0.313			0-0 G4-3		0-1 F8			1-3 K		2	0	0	0	0	0	0				
<b>Hiram Bocachica, R</b> (8, PH) OBP: 0.333, SLG: 0.333										1	0	0	0	0	1	1				
<b>Jeff Shaw, R</b> (9, 1) ERA: 4.15										0	0	0	0	0	0	0				
<b>Inning Stats</b>	R: 0 H: 0 E: 0 K: 0 S: 4	H: 0 LOB: 0 BB: 1 P: 11	R: 0 H: 0 E: 0 K: 1 S: 12	H: 0 LOB: 1 BB: 1 P: 20	R: 0 H: 1 E: 0 K: 1 S: 5	H: 1 LOB: 0 BB: 0 P: 7	R: 1 H: 2 E: 0 K: 3 S: 14	H: 2 LOB: 2 BB: 1 P: 29	R: 0 H: 0 E: 0 K: 0 S: 6	H: 0 LOB: 0 BB: 0 P: 7	R: 0 H: 0 E: 0 K: 1 S: 7	H: 0 LOB: 0 BB: 0 P: 14	R: 0 H: 0 E: 0 K: 1 S: 6	H: 0 LOB: 0 BB: 0 P: 11	R: 0 H: 0 E: 0 K: 1 S: 8	H: 0 LOB: 1 BB: 1 P: 14	1B: 2 2B: 1 3B: 0 HR: 0	SF: 0 SAC: 0 DP: 2 HBP: 0	WP: 1 PB: 0 SB: 0 CS: 0	PA: 28
<b>PITCHER</b>	IP	WLS	BF	H	R	ER	SO	BB	IBB	HBP	BLK	WP	HR	S	P	ERA	WHIP			
<b>Matt Clement, R</b> (1, 1) ERA: 4.88	7.0	L	25	3	1	1	7	2	0	0	0	0	0	54	99	1.29	0.714			
<b>Kevin Walker, L</b> (8, 1) ERA: 4.15	1.0	S	3	0	0	0	1	1	0	0	0	0	0	8	14	0.00	1.000			

**San Diego Padres @ Los Angeles Dodgers**  
 Dodger Stadium, Los Angeles, CA  
 Sun Sep 24 2000, 1:10 PM PDT  
 Att: 46,393 - Sunny - 78 F

livebaseballscores.com

AB 24  
R 1  
H 3  
RBI 0  
BB 4  
SO 8  
LOB 9






Batter	1	2	3	4	5	6	7	8	9	AB	R	H	RBI	BB	SO	LOB	TOP					
Fernando Vina, L OBP: 0.386, SLG: 0.398 (1, 4)										5	0	2	0	0	0	3						
J.D. Drew, L OBP: 0.405, SLG: 0.489 (1, 9)										3	1	1	0	1	0	1						
15 Jim Edmonds, L OBP: 0.414, SLG: 0.593 (1, 8)										4	1	1	2	1	2	3						
Will Clark, L OBP: 0.413, SLG: 0.531 (1, 3)										4	1	1	0	0	2	2						
Fernando Tatis, R OBP: 0.384, SLG: 0.500 (1, 5)										5	1	2	0	0	1	3						
Ray Lankford, L OBP: 0.371, SLG: 0.517 (1, 7)										2	2	0	0	1	1	1						
Edgar Renteria, R OBP: 0.344, SLG: 0.428 (1, 6)										4	1	2	3	0	0	1						
Carlos Hernandez, R OBP: 0.326, SLG: 0.348 (1, 2)										4	0	2	2	0	1	1						
Andy Benes, R OBP: 0.154, SLG: 0.146 (7, PH)										2	0	0	0	0	0	2						
Larry Sutton, L OBP: 0.200, SLG: 0.435 (7, 1)										1	0	0	0	0	0	0						
Mike Timlin, R ERA: 4.63 (7, 1)										0	0	0	0	0	0	0						
Mark McGwire, R OBP: 0.327, SLG: 0.753 (8, PH)										0	0	0	0	0	0	0						
Britt Reames, R OBP: 0.167, SLG: 0.167 (8, 1)										0	0	0	0	0	0	0						
Mike James, R (8, 1)										0	0	0	0	0	0	0						
Gene Stechschulte, R (9, 1)										0	0	0	0	0	0	0						
<b>Inning Stats</b>	R: 0 E: 0 K: 1 S: 10	H: 2 LOB: 1 BB: 0 P: 17	R: 2 E: 0 K: 0 S: 18	H: 2 LOB: 1 BB: 1 P: 32	R: 2 E: 0 K: 0 S: 12	H: 2 LOB: 1 BB: 1 P: 24	R: 0 E: 0 K: 0 S: 5	H: 1 LOB: 0 BB: 0 P: 8	R: 0 E: 0 K: 1 S: 8	H: 1 LOB: 1 BB: 0 P: 14	R: 0 E: 0 K: 2 S: 9	H: 0 LOB: 0 BB: 0 P: 15	R: 0 E: 0 K: 0 S: 7	H: 1 LOB: 0 BB: 0 P: 11	R: 3 E: 0 K: 2 S: 13	H: 2 LOB: 2 BB: 0 P: 24	R: 0 E: 0 K: 1 S: 11	H: 0 LOB: 1 BB: 1 P: 22	1B: 5 2B: 6 3B: 0 HR: 1	SF: 0 SAC: 0 DP: 3 HBP: 4	WP: 0 PB: 0 SB: 0 CS: 2	PA: 42
<b>PITCHER</b>	IP WLS BF H R ER SO BB IBB HBP BLK WP HR S P ERA WHIP																					
Adam Eaton, R ERA: 4.33 (1, 1)	5.0 L 23 8 4 4 2 2 2 0 1 0 0 0 1 53 95 7.20 2.000																					
Will Cummins, R ERA: 4.5 (6, 1)	2.0 6 1 0 0 2 0 0 0 0 0 0 0 0 16 26 0.00 0.500																					
Dave Maurer, L ERA: 4.63 (8, 1)	0.2 4 0 2 2 2 0 0 0 2 0 0 0 0 7 14 27.00 0.000																					
Heathcliff Slocumb, R ERA: 4.98 (8, 1)	0.1 4 2 1 1 0 0 0 0 1 0 0 0 0 6 10 27.00 6.000																					
Buddy Carlyle, R ERA: 31.5 (9, 1)	1.0 4 0 0 0 1 1 0 0 0 0 0 0 0 11 22 0.00 1.000																					

St. Louis Cardinals @ San Diego Padres  
Qualcomm Stadium, San Diego, CA  
Tue Sep 26 2000, 10:05 PM EDT  
Att: 29,722 - Sunny - 72 F

livebaseballscorecards.com

AB 34  
R 7  
H 11  
RBI 7  
BB 3  
SO 7  
LOB 17




Batter	1	2	3	4	5	6	7	8	9	AB	R	H	RBI	BB	SO	LOB	BOTTOM					
Damian Jackson, R OBP: 0.350, SLG: 0.382 (1, 4)										3	0	0	0	1	0	2						
Desi Relaford, S OBP: 0.382, SLG: 0.312 (1, 6)										4	0	1	1	0	1	3						
Ryan Klesko, L OBP: 0.393, SLG: 0.514 (1, 3)										4	0	0	0	0	0	1						
Phil Nevin, R OBP: 0.376, SLG: 0.553 (1, 5)										4	0	1	0	0	1	1						
John Mabry, L OBP: 0.299, SLG: 0.421 (1, 9)										4	0	0	0	0	1	1						
Mike Dam, L OBP: 0.347, SLG: 0.395 (6, 7)										3	0	1	0	0	1	0						
Eric Owens, R OBP: 0.387, SLG: 0.374 (1, 7)										2	0	0	0	0	0	1						
Will Cummins, R ERA: 4.5 (8, 1)										0	0	0	0	0	0	0						
Joe Vitek, R OBP: 0.367, SLG: 0.440 (7, PH)										0	0	0	0	0	0	0						
Dave Miley, R ERA: 3.38 (8, 1)										0	0	0	0	0	0	0						
Heathcliff Slocumb, R (8, 1)										0	0	0	0	0	0	0						
Buddy Carlyle, L (9, 1)										0	0	0	0	0	0	0						
Ben Davis, S OBP: 0.308, SLG: 0.356 (1, 2)										3	0	1	0	0	0	1						
Adam Eaton, R OBP: 0.419, SLG: 0.361 (1, 1)										1	0	0	0	0	0	1						
Ruben Rivera, R OBP: 0.295, SLG: 0.394 (6, 8)										2	1	2	0	0	0	0						
<b>Inning Stats</b>	R: 0 E: 0 K: 1 S: 10	H: 0 LOB: 0 BB: 0 P: 16	R: 0 E: 0 K: 0 S: 8	H: 0 LOB: 0 BB: 0 P: 12	R: 0 E: 0 K: 0 S: 13	H: 1 LOB: 2 BB: 1 P: 23	R: 0 E: 0 K: 0 S: 6	H: 1 LOB: 0 BB: 0 P: 8	R: 0 E: 0 K: 0 S: 7	H: 1 LOB: 0 BB: 0 P: 11	R: 1 E: 0 K: 0 S: 6	H: 2 LOB: 1 BB: 0 P: 9	R: 0 E: 0 K: 1 S: 8	H: 0 LOB: 1 BB: 1 P: 17	R: 0 E: 0 K: 0 S: 4	H: 1 LOB: 0 BB: 0 P: 9	R: 0 E: 0 K: 2 S: 8	H: 0 LOB: 0 BB: 0 P: 11	1B: 5 2B: 1 3B: 0 HR: 0	SF: 0 SAC: 0 DP: 3 HBP: 0	WP: 0 PB: 0 SB: 0 CS: 0	PA: 32
<b>PITCHER</b>	IP WLS BF H R ER SO BB IBB HBP BLK WP HR S P ERA WHIP																					
Andy Benes, R ERA: 4.85 (1, 1)	6.0 W 22 5 1 1 1 1 1 0 0 0 0 0 0 50 79 1.50 1.000																					
Mike Timlin, R ERA: 4.31 (7, 1)	1.0 H 4 0 0 0 1 1 0 0 0 0 0 0 0 8 17 0.00 1.000																					
Mike James, R ERA: 3.38 (8, 1)	1.0 3 1 0 0 0 0 0 0 0 0 0 0 0 4 9 0.00 1.000																					
Gene Stechschulte, R ERA: 5.47 (9, 1)	1.0 3 0 0 0 2 0 0 0 0 0 0 0 0 8 11 0.00 0.000																					

St. Louis Cardinals @ San Diego Padres  
Qualcomm Stadium, San Diego, CA  
Tue Sep 26 2000, 10:05 PM EDT  
Att: 29,722 - Sunny - 72 F

livebaseballscorecards.com

AB 30  
R 1  
H 6  
RBI 1  
BB 2  
SO 4  
LOB 11









Batter	1	2	3	4	5	6	7	8	9	AB	R	H	RBI	BB	SO	LOB	TOP					
Fernando Vina, L OBP: 0.381, SLG: 0.393 (1, 4)	G3-1		G6-3		FC6-4 15 1B HBP		G4-3	G3-1		5	1	0	0	0	0	3						
Placido Polanco, R OBP: 0.353, SLG: 0.427 (1, 6)	1B		BB		15 1B HR HBP		K	K		3	1	1	0	1	2	0						
15 Jim Edmonds, L OBP: 0.413, SLG: 0.587 (1, 8)	K		K		1-2 HR		K	G1-4-3		5	1	1	1	0	3	2						
Will Clark, L OBP: 0.414, SLG: 0.538 (1, 3)	F7				1-3 2-H			G3	K	4	2	1	3	1	1	1						
Ray Lankford, L OBP: 0.366, SLG: 0.508 (8, PH)					1-H 3-H					3	0	0	0	0	0	1						
Mark McGwire, R OBP: 0.484, SLG: 0.751 (8, PR)					1-2			WP G3 1B		1	0	1	0	0	0	0						
13 Luis Satuma, R (8, 9)										0	1	0	0	0	0	0						
J.D. Drew, L OBP: 0.404, SLG: 0.485 (8, 7)					1-2			G3		3	0	0	0	1	0	2						
Craig Paquette, R OBP: 0.293, SLG: 0.429 (8, PH)					2-3					3	0	0	0	0	1	1						
Thomas Howard, S OBP: 0.252, SLG: 0.389 (8, 5)	K				3-H			1B 1B		1	1	1	1	0	0	0						
Fernando Tatis, R OBP: 0.383, SLG: 0.497 (1, 2)					0-1					4	0	1	0	0	0	2						
Mike Matheny, R OBP: 0.317, SLG: 0.362 (1, 1)	G4-3							1B 1B		3	0	1	0	0	2	0						
Darryl Kile, R OBP: 0.229, SLG: 0.137 (8, PH)										1	0	1	1	0	0	0						
Larry Sutton, L OBP: 0.419, SLG: 0.458 (8, 1)										0	0	0	0	0	0	0						
Mike James, R (9, 1)										0	0	0	0	0	0	0						
Dave Veres, R (9, 1)										0	0	0	0	0	0	0						
<b>Inning Stats</b>	R: 0 E: 0 K: 1 S: 7	H: 1 LOB: 1 BB: 0 P: 9	R: 0 E: 0 K: 1 S: 9	H: 0 LOB: 1 BB: 1 P: 14	R: 0 E: 0 K: 2 S: 11	H: 0 LOB: 1 BB: 1 P: 18	R: 1 E: 1 K: 0 S: 9	H: 0 LOB: 1 BB: 1 P: 16	R: 4 E: 0 K: 0 S: 17	H: 3 LOB: 0 BB: 0 P: 29	R: 0 E: 0 K: 1 S: 6	H: 0 LOB: 0 BB: 0 P: 10	R: 0 E: 0 K: 2 S: 7	H: 0 LOB: 0 BB: 0 P: 10	R: 2 E: 0 K: 0 S: 19	H: 4 LOB: 2 BB: 0 P: 26	R: 0 E: 0 K: 2 S: 9	H: 0 LOB: 0 BB: 0 P: 14	1B: 7 2B: 0 3B: 0 HR: 1	SF: 0 SAC: 0 DP: 0 HBP: 1	WP: 1 PB: 0 CS: 0 SB: 0	PA: 40
<b>PITCHER</b>	IP	WLS	BF	H	R	ER	SO	BB	IBB	HBP	BLK	WP	HR	S	P	ERA	WHIP					
Jay Witasick, R ERA: 5.82 (6, 1)	5.0		24	4	5	4	4	3	0	1	0	0	1	53	86	7.20	1.400					
Will Cunnane, R ERA: 4.25 (8, 1)	2.0	6	0	0	0	0	3	0	0	0	0	0	0	13	20	0.00	0.000					
Kevin Walker, L ERA: 4.25 (8, 1)	0.2	H	3	1	2	2	0	0	0	0	0	0	0	7	10	27.00	1.500					
Tom Davey, R ERA: 0.75 (8, 1)	0.0	L	3	3	0	0	0	0	0	0	0	1	0	9	13	∞	∞					
Trevor Hoffman, R ERA: 3.04 (8, 1)	1.1		4	0	0	0	2	0	0	0	0	0	0	12	17	0.00	0.000					

St. Louis Cardinals @ San Diego Padres  
Qualcomm Stadium, San Diego, CA  
Thu Sep 28 2000, 5:05 PM EDT  
Att: 30,093 - Cloudy - 76 F

AB 36  
R 7  
H 8  
RBI 6  
BB 3  
SO 9  
LOB 12



Batter	1	2	3	4	5	6	7	8	9	AB	R	H	RBI	BB	SO	LOB	BOTTOM				
Damian Jackson, R OBP: 0.346, SLG: 0.377 (1, 4)	G4-6-3 1B		P6			L1	G6-3		FC6-4 1-2 2-3	5	0	1	0	0	0	3					
Desi Relaford, S OBP: 0.356, SLG: 0.306 (1, 6)	G4-6-3 1-2		K			F9	G3-1			4	0	0	0	0	1	2					
Mike Darr, L OBP: 0.344, SLG: 0.389 (1, 9)	F7					K			F7	4	0	0	0	0	1	0					
Phil Nevin, R OBP: 0.373, SLG: 0.546 (1, 5)						G4-3			G6-3	4	1	1	0	0	0	0					
John Mabry, L OBP: 0.266, SLG: 0.415 (8, 1)										3	0	0	0	0	2	1					
Kevin Walters, L OBP: 0.229, SLG: 0.250 (8, 1)										0	0	0	0	0	0	0					
Tom Davey, R OBP: 0.313, SLG: 0.231 (8, 1)										0	0	0	0	0	0	0					
Trevor Hoffman, R OBP: 0.330, SLG: 0.350 (8, PH)										1	0	0	0	0	1	0					
Ed Sprague, R OBP: 0.314, SLG: 0.440 (8, PH)										1	0	0	0	0	1	0					
Eric Owens, R OBP: 0.349, SLG: 0.381 (1, 7)						G4-3			G4-3	4	2	2	2	0	0	0					
Ruben Rivera, R OBP: 0.298, SLG: 0.402 (1, 8)						L6				3	2	2	2	1	0	0					
Wiki Gonzalez, R OBP: 0.314, SLG: 0.349 (1, 2)						L3				2	1	1	1	1	0	0					
Jay Witasick, R OBP: 0.148, SLG: 0.115 (5, PH)										1	0	0	0	0	1	0					
Gabe Alvarez, R OBP: 0.313, SLG: 0.231 (6, 1)										1	0	0	0	0	0	1					
Will Cunnane, R OBP: 0.143, SLG: 0.286 (7, PH)										0	0	0	0	0	0	0					
Ryan Klesko, L OBP: 0.396, SLG: 0.514 (8, 3)										0	0	0	0	2	0	0					
<b>Inning Stats</b>	R: 0 E: 0 K: 0 S: 5	H: 1 LOB: 0 BB: 0 P: 5	R: 2 E: 0 K: 0 S: 14	H: 2 LOB: 0 BB: 0 P: 22	R: 0 E: 0 K: 2 S: 11	H: 0 LOB: 0 BB: 0 P: 14	R: 0 E: 0 K: 1 S: 8	H: 0 LOB: 0 BB: 0 P: 10	R: 0 E: 0 K: 1 S: 8	H: 0 LOB: 0 BB: 0 P: 9	R: 4 E: 0 K: 1 S: 13	H: 3 LOB: 1 BB: 2 P: 23	R: 0 E: 0 K: 1 S: 8	H: 0 LOB: 0 BB: 0 P: 11	R: 0 E: 0 K: 0 S: 9	H: 1 LOB: 2 BB: 1 P: 17	1B: 3 2B: 1 3B: 1 HR: 2	SF: 0 SAC: 0 DP: 1 HBP: 0	WP: 0 PB: 0 CS: 0 SB: 0	PA: 37	
<b>PITCHER</b>	IP	WLS	BF	H	R	ER	SO	BB	IBB	HBP	BLK	WP	HR	S	P	ERA	WHIP				
Darryl Kile, R ERA: 3.91 (8, 1)	7.0	W	29	6	6	6	5	3	0	0	1	0	2	70	101	7.71	1.286				
Mike James, R ERA: 3.31 (9, 1)	1.0	H	3	0	0	0	1	0	0	0	0	0	0	8	11	0.00	0.000				
Dave Veres, R ERA: 2.89 (9, 1)	1.0	S	5	1	0	0	0	0	1	0	0	0	0	9	17	0.00	1.000				

St. Louis Cardinals @ San Diego Padres  
Qualcomm Stadium, San Diego, CA  
Thu Sep 28 2000, 5:05 PM EDT  
Att: 30,093 - Cloudy - 76 F

AB 33  
R 6  
H 7  
RBI 5  
BB 4  
SO 6  
LOB 8





Batter	1	2	3	4	5	6	7	8	9	AB	R	H	RBI	BB	SO	LOB	TOP		
Tom Goodwin, L (1, 8) OBP: 0.346, SLG: 0.354	E4 1B		F8		K			G4-3		4	1	0	0	0	1	0	<b>Los Angeles Dodgers @ San Diego Padres</b> Qualcomm Stadium, San Diego, CA Fri Sep 29, 2000, 10:05 PM EDT Att: 40,382 - Cloudy - 70 F		
Mark Grudzielanek, R (1, 4) OBP: 0.337, SLG: 0.391	K					G6-3		G6-3		4	0	1	0	0	1	1			
Gary Sheffield, R (1, 7) OBP: 0.340, SLG: 0.642 Jeff Branson, L (8, 5) OBP: 0.278, SLG: 0.294	K		L7					HR		4	1	2	1	0	1	2			
Shawn Green, L (1, 9) OBP: 0.370, SLG: 0.476	2H 1B				P4			HR		4	0	2	1	0	0	1			
Eric Karros, R (1, 3) OBP: 0.321, SLG: 0.462	G5-3				G5-3			3B		4	0	0	0	0	0	3			
Chris Donnels, L (1, 5) OBP: 0.400, SLG: 0.758		G1					F7		F3	2	0	0	0	1	0	0			
Kevin Elster, R (8, PH) OBP: 0.340, SLG: 0.457 Bruce Aven, R (9, 7) OBP: 0.284, SLG: 0.440					BB					1	0	0	0	0	0	0			
Chad Kreuter, S (1, 2) OBP: 0.416, SLG: 0.410	K				K				K	4	0	0	0	0	4	1			
Alex Cora, L (1, 6) OBP: 0.303, SLG: 0.357	K					L4			G4-3	4	0	0	0	0	1	0			
Chan Ho Park, R (1, 1) OBP: 0.236, SLG: 0.357			F9			K			HR	3	1	1	1	0	1	0			
<b>Inning Stats</b>	R: 1 H: 1 E: 1 K: 2 S: 15	H: 1 LOB: 1 BB: 0 P: 21	R: 0 H: 0 E: 0 K: 2 S: 8	H: 0 LOB: 0 BB: 0 P: 9	R: 0 H: 1 E: 0 K: 0 S: 10	H: 1 LOB: 1 BB: 1 P: 16	R: 0 H: 0 E: 0 K: 1 S: 7	H: 0 LOB: 1 BB: 1 P: 15	R: 0 H: 1 E: 0 K: 0 S: 9	H: 1 LOB: 1 BB: 0 P: 11	R: 0 H: 0 E: 0 K: 1 S: 6	H: 0 LOB: 0 BB: 0 P: 10	R: 2 H: 3 E: 0 K: 0 S: 12	H: 3 LOB: 1 BB: 0 P: 18	R: 0 H: 0 E: 0 K: 1 S: 8	H: 0 LOB: 0 BB: 0 P: 14	1B: 3 2B: 0 3B: 1 HR: 2	SF: 0 SAC: 0 DP: 0 HBP: 0	WP: 0 PA: 35 PB: 0 SB: 1 CS: 0
<b>PITCHER</b>	IP	WLS	BF	H	R	ER	SO	BB	IBB	HBP	BLK	WP	HR	S	P	ERA	WHIP		
Woody Williams, R (1, 1) ERA: 3.75	8.0	L	32	6	3	2	8	1	0	0	0	0	2	75	114	2.25	0.875		
Dave Maurer, L (9, 1) ERA: 3.68	1.0		3	0	0	0	1	0	0	0	0	0	0	8	14	0.00	0.000		

AB	34
R	3
H	6
RBI	3
BB	1
SO	9
LOB	8



Batter	1	2	3	4	5	6	7	8	9	AB	R	H	RBI	BB	SO	LOB	BOTTOM		
Eric Owens, R (1, 7) OBP: 0.347, SLG: 0.378	F8		K			F9			G5-3	4	0	0	0	0	1	1	<b>Los Angeles Dodgers @ San Diego Padres</b> Qualcomm Stadium, San Diego, CA Fri Sep 29, 2000, 10:05 PM EDT Att: 40,382 - Cloudy - 70 F		
Desti Relaford, S (1, 6) OBP: 0.354, SLG: 0.303	K				G3-1			K		4	0	0	0	0	2	0			
Ryan Klesko, L (1, 3) OBP: 0.393, SLG: 0.510	K				G1-3			G6-3		4	0	0	0	0	1	0			
Phil Nevin, R (1, 5) OBP: 0.373, SLG: 0.545		G1-3						K		3	0	1	0	0	1	0			
John Mabry, L (1, 9) OBP: 0.294, SLG: 0.409	K				1B			K		3	0	0	0	0	2	1			
Ruben Rivera, R (1, 8) OBP: 0.296, SLG: 0.400	K					G5-3		K		3	0	0	0	0	2	0			
Wiki Gonzalez, R (1, 2) OBP: 0.311, SLG: 0.345			F9			K2-3		K		3	0	0	0	0	2	0			
Greg LaRocca, R (1, 4) OBP: 0.240, SLG: 0.292			K					G6-3		3	0	1	0	0	1	0			
Woody Williams, R (1, 1) OBP: 0.308, SLG: 0.379 Joe Vitello, R (8, PH) OBP: 0.355, SLG: 0.423 Dave Maurer, R (9, 1) ERA: 3.27					BB			G3-1		1	0	0	0	1	1	1			
<b>Inning Stats</b>	R: 0 H: 0 E: 0 K: 2 S: 7	H: 0 LOB: 0 BB: 0 P: 12	R: 0 H: 0 E: 0 K: 2 S: 8	H: 0 LOB: 0 BB: 0 P: 9	R: 0 H: 0 E: 0 K: 2 S: 8	H: 1 LOB: 1 BB: 1 P: 19	R: 0 H: 1 E: 0 K: 0 S: 10	H: 1 LOB: 1 BB: 0 P: 13	R: 0 H: 1 E: 0 K: 2 S: 11	H: 1 LOB: 1 BB: 0 P: 15	R: 0 H: 0 E: 0 K: 3 S: 10	H: 0 LOB: 0 BB: 0 P: 15	R: 0 H: 0 E: 0 K: 1 S: 10	H: 0 LOB: 0 BB: 0 P: 17	R: 0 H: 0 E: 0 K: 1 S: 8	H: 0 LOB: 0 BB: 0 P: 12		1B: 2 2B: 0 3B: 0 HR: 0	SF: 0 SAC: 0 DP: 0 HBP: 0
<b>PITCHER</b>	IP	WLS	BF	H	R	ER	SO	BB	IBB	HBP	BLK	WP	HR	S	P	ERA	WHIP		
Chan Ho Park, R (1, 1) ERA: 3.27	9.0	W	30	2	0	0	13	1	0	0	0	0	0	76	116	0.00	0.333		

AB	29
R	0
H	2
RBI	0
BB	1
SO	13
LOB	3









Batter	1	2	3	4	5	6	7	8	9	AB	R	H	RBI	BB	SO	LOB	TOP										
Tom Goodwin, L (1, 8) OBP: 0.346, SLG: 0.352	F8		F7		F8			1B G5-3		4	0	1	0	0	0	1	<b>Los Angeles Dodgers @ San Diego Padres</b> Qualcomm Stadium, San Diego, CA Sun Oct 01 2000, 4:05 PM EDT Att: 43,691 - Sunny - 76 F										
Mark Grudzielanek, R (1, 4) OBP: 0.335, SLG: 0.389	G3-1 WP		F7		G4-3			G5-3		4	0	1	0	0	0	2											
Gary Sheffield, R (1, 7) OBP: 0.438, SLG: 0.643	G3-1									2	0	2	0	2	0	0											
Shawn Green, L (1, 9) OBP: 0.367, SLG: 0.472	G3-1							G5-3		4	0	0	0	0	0	6											
Eric Karros, R (1, 3) OBP: 0.321, SLG: 0.459	F9									4	0	1	0	0	0	2											
Todd Hundley, S (1, 2) OBP: 0.375, SLG: 0.579										4	0	1	0	0	1	0											
Adrian Beltré, R (1, 5) OBP: 0.360, SLG: 0.475										4	0	1	0	0	0	2											
Alex Cora, L (1, 6) OBP: 0.302, SLG: 0.357										3	0	0	0	0	2	1											
Dave Hansen, L (9, PH) OBP: 0.415, SLG: 0.570										1	0	0	0	0	1	2											
37 Darren Dreifort, R (1, 1) OBP: 0.186, SLG: 0.338										2	0	0	0	0	0	1											
Kevin Elster, R (8, PH) OBP: 0.341, SLG: 0.455										1	0	0	0	0	1	0											
Terry Adams, R (8, PH)										0	0	0	0	0	0	0											
Chris Donnels, L (9, PH) OBP: 0.390, SLG: 0.735										1	0	0	0	0	1	2											
<b>Inning Stats</b>	R: 0 E: 0 K: 0 S: 11	H: 1 LOB: 2 BB: 1 P: 18	R: 0 E: 0 K: 1 S: 12	H: 1 LOB: 1 BB: 0 P: 17	R: 0 E: 0 K: 0 S: 12	H: 0 LOB: 1 BB: 1 P: 19	R: 0 E: 0 K: 1 S: 7	H: 0 LOB: 0 BB: 0 P: 10	R: 0 E: 1 K: 0 S: 8	H: 0 LOB: 1 BB: 0 P: 14	R: 0 E: 0 K: 0 S: 6	H: 1 LOB: 0 BB: 0 P: 8	R: 0 E: 0 K: 1 S: 10	H: 0 LOB: 0 BB: 0 P: 17	R: 0 E: 0 K: 1 S: 11	H: 2 LOB: 2 BB: 0 P: 12	R: 0 E: 0 K: 2 S: 13	H: 2 LOB: 2 BB: 0 P: 20	1B: 7 2B: 0 3B: 0 HR: 0	SF: 0 SAC: 0 DP: 1 HBP: 0	WP: 1 PB: 0 SB: 0 CS: 0	PA: 36					
<b>PITCHER</b>	IP	WLS	BF	H	R	ER	SO	BB	IBB	HBP	BLK	WP	HR	S	P	ERA	WHIP										
Adam Eaton, R (1, 1) ERA: 4.13	6.0	W	23	3	0	0	2	2	0	0	0	1	0	56	86	0.00	0.833										
Kevin Walker, L (7, 1) ERA: 4.19	1.0	H	3	0	0	0	1	0	0	0	0	0	0	10	17	0.00	0.000										
Tom Davey, R (8, 1) ERA: 0.71	0.2	H	4	2	0	0	1	0	0	0	0	0	0	8	8	0.00	3.000										
Trevor Hoffman, R (8, 1) ERA: 2.99	1.1	S	6	2	0	0	2	0	0	0	0	0	0	16	24	0.00	1.500										

Batter	1	2	3	4	5	6	7	8	9	AB	R	H	RBI	BB	SO	LOB	BOTTOM										
Damian Jackson, R (1, 4) OBP: 0.345, SLG: 0.377	G6-3		G5-3		P6			F8		4	0	0	0	0	0	0	<b>Los Angeles Dodgers @ San Diego Padres</b> Qualcomm Stadium, San Diego, CA Sun Oct 01 2000, 4:05 PM EDT Att: 43,691 - Sunny - 76 F										
29 Kory DeHaan, L (1, 7) OBP: 0.235, SLG: 0.330	G5-3		G3-1					WP		4	1	1	0	0	0	0											
Ryan Klesko, L (1, 3) OBP: 0.393, SLG: 0.516	K							K		4	2	2	1	0	2	1											
Phil Nevin, R (1, 5) OBP: 0.374, SLG: 0.543								G4-3		4	0	1	0	0	0	0											
Mike Darr, L (1, 8) OBP: 0.342, SLG: 0.390										3	1	1	1	0	0	1											
John Mabry, L (1, 9) OBP: 0.287, SLG: 0.398										3	0	0	0	0	2	2											
Ben Davis, S (1, 2) OBP: 0.297, SLG: 0.338										3	0	1	1	0	0	1											
Greg LaRocca, R (1, 6) OBP: 0.250, SLG: 0.296										3	0	1	0	0	0	1											
Adam Eaton, R (1, 1) OBP: 0.400, SLG: 0.342										2	0	0	0	0	1	0											
Kevin Walker, L (7, 1) OBP: 0.250, SLG: 0.250										0	0	0	0	0	0	0											
Ed Sprague, R (7, PH) OBP: 0.312, SLG: 0.437										1	0	0	0	0	0	1											
Tom Davey, R (8, 1)										0	0	0	0	0	0	0											
Trevor Hoffman, R (8, 1)										0	0	0	0	0	0	0											
<b>Inning Stats</b>	R: 0 E: 0 K: 1 S: 8	H: 0 LOB: 0 BB: 0 P: 10	R: 1 E: 0 K: 1 S: 13	H: 2 LOB: 1 BB: 0 P: 21	R: 0 E: 0 K: 0 S: 8	H: 0 LOB: 0 BB: 0 P: 12	R: 1 E: 0 K: 1 S: 13	H: 2 LOB: 1 BB: 0 P: 20	R: 0 E: 0 K: 1 S: 8	H: 0 LOB: 0 BB: 0 P: 11	R: 1 E: 0 K: 0 S: 8	H: 1 LOB: 0 BB: 0 P: 11	R: 0 E: 0 K: 0 S: 8	H: 1 LOB: 1 BB: 0 P: 10	R: 1 E: 0 K: 1 S: 6	H: 1 LOB: 0 BB: 0 P: 14	1B: 4 2B: 2 3B: 0 HR: 1	SF: 0 SAC: 0 DP: 0 HBP: 0	WP: 2 PB: 0 SB: 1 CS: 0	PA: 31							
<b>PITCHER</b>	IP	WLS	BF	H	R	ER	SO	BB	IBB	HBP	BLK	WP	HR	S	P	ERA	WHIP										
37 Darren Dreifort, R (1, 1) ERA: 4.16	7.0	L	27	6	3	3	4	4	0	0	1	1	0	66	95	3.86	0.857										
Terry Adams, R (8, 1) ERA: 3.52	1.0		4	1	1	1	1	0	0	0	0	2	0	6	14	9.00	1.000										

AB	34
R	0
H	7
RBI	0
BB	2
SO	6
LOB	19

