

San Diego Padres - 2001



Batter	1	2	3	4	5	6	7	8	9	AB R H RBI BB SO LOB	TOP		
Damian Jackson, R (1, 4) <small>C B X</small>	1-1 F8 <small>①</small>		1-3 K <small>②</small>		1-3 K <small>③</small>		1-2 G4-3 <small>③</small>		0-3 K <small>③</small>	5 0 0 0 0 3 0	<b>San Diego Padres @ San Francisco Giants</b> PacBell Park, San Francisco, CA Mon Apr 02 2001, 4:15 PM EDT Att. 40,930 - Sunny - 59 F  <b>livebaseballscorecards.com</b>		
Mark Kotsay, L (1, 7) <small>C X</small>	0-1 F7 <small>②</small>		0-0 L6 <small>③</small>			1-0 G3-1 <small>①</small>		4-1 1B BB	3 1 0 0 1 0 0				
Ryan Klesko, L (1, 3) <small>C X</small>	0-1 F8 <small>③</small>			0-3 K <small>①</small>		0-0 F9 <small>②</small>		1-1 P4 <small>①</small>	4 0 0 0 0 1 1				
Phil Nevin, R (1, 5) OBP: 0.750, SLG: 1.000		0-1 E6 1B <small>①</small>		4-2 FC4-6 BB		0-2 1B 2B		0-1 1B 1B 1-2 FC5-2-5	3 1 2 0 1 0 0				
Tony Gwynn, L (1, 9) OBP: 0.500, SLG: 0.500 Santiago Perez, S (8, PR) (8, 9)		1-3 K <small>①</small>		1-2 FC4-6 1B 1-2f		3-2 1B 2-3 1B		1-0 1B 1-3 2-H FC5-2-5 1B	4 0 2 1 0 1 2 0 0 0 0 0 0 0				
Mike Darr, L (1, 8) OBP: 1.000, SLG: 1.000		0-0 1B		4-1 1B BB		0-1 1B		4-2 1B BB FC5-2-5	2 0 2 1 2 0 0				
Wiki Gonzalez, R (1, 2) OBP: 0.333, SLG: 0.333 Kevin Walker, L (8, 1)		0-3 K <small>②</small>		2-2 1B 1-2 2-H		0-0 G4-3 <small>③</small>		0-2 FC5-2-5 <small>③</small> 1-2 2-H 3-H	3 0 1 0 0 1 4 0 0 0 0 0 0 0				
Chris Gomez, R (1, 6)		1-1 G5-3 <small>③</small>			1-1 F8 <small>①</small>		0-0 F7 <small>①</small>		2-3 K <small>①</small>	4 0 0 0 0 1 2			
Woody Williams, R (1, 1) Dave Maurer, R (6, 1) Jay Witasick, R (6, 1) Ben Davis, S (6, 2) Alex Arias, R (8, PH)			1-3 K <small>①</small>		2-1 F9 <small>②</small>		0-1 G4-3 <small>②</small>		0-3 K <small>②</small>	2 0 0 0 0 1 0 0 0 0 0 0 0 0 0 0 0 0 0 0 0 2 0 0 0 0 1 0 1 0 0 0 0 0 3			
<b>Inning Stats</b>	R: 0 H: 0 E: 0 LOB: 0 K: 0 BB: 0 S: 6 P: 7	R: 0 H: 1 E: 1 LOB: 2 K: 2 BB: 0 S: 11 P: 13	R: 0 H: 0 E: 0 LOB: 0 K: 2 BB: 0 S: 8 P: 10	R: 0 H: 1 E: 1 LOB: 2 K: 1 BB: 2 S: 15 P: 25	R: 0 H: 0 E: 0 LOB: 0 K: 1 BB: 0 S: 7 P: 11	R: 1 H: 3 E: 0 LOB: 2 K: 0 BB: 0 S: 11 P: 15	R: 0 H: 0 E: 0 LOB: 0 K: 0 BB: 0 S: 6 P: 7	R: 1 H: 2 E: 0 LOB: 2 K: 0 BB: 2 S: 12 P: 22	R: 0 H: 0 E: 0 LOB: 0 K: 3 BB: 0 S: 10 P: 12	1B: 6 SF: 0 2B: 2 SAC: 0 3B: 0 DP: 1 HR: 0 HBP: 0		WP: 0 PA: 37 PB: 0 SB: 1 CS: 0	
<b>PITCHER</b>	IP WLS BF H R ER SO BB IBB HBP BLK WP HR S P ERA WHIP											<b>PITCHER</b>	IP WLS BF H R ER SO BB IBB HBP BLK WP HR S P ERA WHIP
Livan Hernandez, R (1, 1) ERA: 2.45	7.1 W 31 6 2 2 6 3 0 0 0 0 0 0 69 98 2.46 1.227												
Alan Embree, L (8, 1) ERA:	0.0 1 1 0 0 0 0 0 0 0 0 0 0 1 2 ∞ ∞												
Felix Rodriguez, R (8, 1) ERA:	0.2 H 2 0 0 0 0 1 0 0 0 0 0 0 6 10 0.00 1.500												
Robb Nen, R (9, 1) ERA:	1.0 S 3 0 0 0 3 0 0 0 0 0 0 0 10 12 0.00 0.000												







BOTTOM

San Diego Padres @ San Francisco Giants  
PacBell Park, San Francisco, CA  
Wed Apr 04 2001, 10:15 PM EDT  
Att: 40,930 - Overcast - 62 F

livebaseballscorecards.com

AB 34  
R 8  
H 11  
RBI 6  
BB 6  
SO 8  
LOB 16



WP: 0 PA: 43  
PB: 1  
SB: 0  
CS: 0

AB R H RBI BB SO LOB

5 0 0 0 0 1 1

2 1 1 0 3 0 0

4 1 1 0 0 1 3

4 2 1 0 1 1 2

4 1 4 1 1 0 0

0 1 0 0 0 0 0

3 0 0 0 0 2 3

1 0 1 2 0 0 0

0 0 0 0 0 0 0

0 0 0 0 0 0 0

0 0 0 0 0 0 0

1B: 6 SF: 0

2B: 4 SAC: 2

3B: 0 DP: 0

HR: 1 HBP: 1

1B: 6 SF: 0

2B: 4 SAC: 2

3B: 0 DP: 0

HR: 1 HBP: 1

1B: 6 SF: 0

2B: 4 SAC: 2

3B: 0 DP: 0

HR: 1 HBP: 1

1B: 6 SF: 0

2B: 4 SAC: 2

3B: 0 DP: 0

HR: 1 HBP: 1

1B: 6 SF: 0

2B: 4 SAC: 2

3B: 0 DP: 0

HR: 1 HBP: 1

1B: 6 SF: 0

2B: 4 SAC: 2

3B: 0 DP: 0

HR: 1 HBP: 1

1B: 6 SF: 0

2B: 4 SAC: 2

R: 0 H: 0

E: 0 LOB: 0

K: 1 BB: 0

S: 7 P: 10

R: 0 H: 1

E: 0 LOB: 1

K: 3 BB: 0

S: 10 P: 14

R: 0 H: 0

E: 0 LOB: 2

K: 2 BB: 2

S: 10 P: 18

R: 1 H: 2

E: 0 LOB: 1

K: 2 BB: 0

S: 10 P: 13

R: 0 H: 1

E: 0 LOB: 1

K: 0 BB: 0

S: 8 P: 11

R: 3 H: 3

E: 0 LOB: 0

K: 0 BB: 0

S: 12 P: 19

R: 3 H: 2

E: 0 LOB: 2

R: 0 H: 0

E: 0 LOB: 2

K: 0 BB: 1

S: 9 P: 39

R: 0 H: 0

E: 1 LOB: 1

K: 0 BB: 0

S: 5 P: 7

R: 1 H: 2

E: 1 LOB: 1

K: 0 BB: 0

S: 5 P: 7

R: 0 H: 0

E: 0 LOB: 2

K: 0 BB: 1

S: 9 P: 19

R: 1 H: 2

E: 1 LOB: 1

K: 0 BB: 0

S: 5 P: 7

R: 0 H: 0

E: 0 LOB: 2

K: 0 BB: 1

S: 9 P: 19

R: 1 H: 2

E: 1 LOB: 1

R: 0 H: 0

E: 0 LOB: 0

K: 1 BB: 0

S: 7 P: 10

R: 0 H: 1

E: 0 LOB: 1

K: 3 BB: 0

S: 10 P: 14

R: 0 H: 0

E: 0 LOB: 2

K: 2 BB: 2

S: 10 P: 18

R: 1 H: 2

E: 0 LOB: 1

K: 2 BB: 0

S: 10 P: 13

R: 0 H: 1

E: 0 LOB: 1

K: 0 BB: 0

S: 8 P: 11

R: 3 H: 3

E: 0 LOB: 0

K: 0 BB: 0

S: 12 P: 19

R: 3 H: 2

E: 0 LOB: 2

R: 0 H: 0

E: 0 LOB: 2

K: 0 BB: 1

S: 9 P: 39

R: 0 H: 0

E: 1 LOB: 1

K: 0 BB: 0

S: 5 P: 7

R: 1 H: 2

E: 1 LOB: 1

K: 0 BB: 0

S: 5 P: 7

R: 0 H: 0

E: 0 LOB: 2

K: 0 BB: 1

S: 9 P: 19

R: 1 H: 2

E: 1 LOB: 1

K: 0 BB: 0

S: 5 P: 7

R: 0 H: 0

E: 0 LOB: 2

K: 0 BB: 1

S: 9 P: 19

R: 1 H: 2

E: 1 LOB: 1

R: 0 H: 0

E: 0 LOB: 0

K: 1 BB: 0

S: 7 P: 10

R: 0 H: 1

E: 0 LOB: 1

K: 3 BB: 0

S: 10 P: 14

R: 0 H: 0

E: 0 LOB: 2

K: 2 BB: 2

S: 10 P: 18

R: 1 H: 2

E: 0 LOB: 1

K: 2 BB: 0

S: 10 P: 13

R: 0 H: 1

E: 0 LOB: 1

K: 0 BB: 0

S: 8 P: 11

R: 3 H: 3

E: 0 LOB: 0

K: 0 BB: 0

S: 12 P: 19

R: 3 H: 2

E: 0 LOB: 2

R: 0 H: 0

E: 0 LOB: 2

K: 0 BB: 1

S: 9 P: 39

R: 0 H: 0

E: 1 LOB: 1

K: 0 BB: 0

S: 5 P: 7

R: 1 H: 2

E: 1 LOB: 1

K: 0 BB: 0

S: 5 P: 7

R: 0 H: 0

E: 0 LOB: 2

K: 0 BB: 1

S: 9 P: 19

R: 1 H: 2

E: 1 LOB: 1

K: 0 BB: 0

S: 5 P: 7

R: 0 H: 0

E: 0 LOB: 2

K: 0 BB: 1

S: 9 P: 19

R: 1 H: 2

E: 1 LOB: 1

R: 0 H: 0

E: 0 LOB: 0

K: 1 BB: 0

S: 7 P: 10

R: 0 H: 1

E: 0 LOB: 1

K: 3 BB: 0

S: 10 P: 14

R: 0 H: 0

E: 0 LOB: 2

K: 2 BB: 2

S: 10 P: 18

R: 1 H: 2

E: 0 LOB: 1

K: 2 BB: 0

S: 10 P: 13

R: 0 H: 1

E: 0 LOB: 1

K: 0 BB: 0

S: 8 P: 11

R: 3 H: 3

E: 0 LOB: 0

K: 0 BB: 0

S: 12 P: 19

R: 3 H: 2

E: 0 LOB: 2

R: 0 H: 0

E: 0 LOB: 2

K: 0 BB: 1

S: 9 P: 39

R: 0 H: 0

E: 1 LOB: 1

K: 0 BB: 0

S: 5 P: 7

R: 1 H: 2

E: 1 LOB: 1

K: 0 BB: 0

S: 5 P: 7

R: 0 H: 0

E: 0 LOB: 2

K: 0 BB: 1

S: 9 P: 19

R: 1 H: 2

E: 1 LOB: 1

K: 0 BB: 0

S: 5 P: 7

R: 0 H: 0

E: 0 LOB: 2

K: 0 BB: 1

S: 9 P: 19

R: 1 H: 2

E: 1 LOB: 1

R: 0 H: 0

E: 0 LOB: 0

K: 1 BB: 0

S: 7 P: 10

R: 0 H: 1

E: 0 LOB: 1

K: 3 BB: 0

S: 10 P: 14

R: 0 H: 0

E: 0 LOB: 2

K: 2 BB: 2

S: 10 P: 18

R: 1 H: 2

E: 0 LOB: 1

K: 2 BB: 0

S: 10 P: 13

R: 0 H: 1

E: 0 LOB: 1

K: 0 BB: 0

S: 8 P: 11

R: 3 H: 3

E: 0 LOB: 0

K: 0 BB: 0

S: 12 P: 19

R: 3 H: 2

E: 0 LOB: 2

R: 0 H: 0

E: 0 LOB: 2

K: 0 BB: 1

S: 9 P: 39

R: 0 H: 0

E: 1 LOB: 1

K: 0 BB: 0

S: 5 P: 7

R: 1 H: 2

E: 1 LOB: 1

K: 0 BB: 0

S: 5 P: 7

R: 0 H: 0

E: 0 LOB: 2

K: 0 BB: 1



Batter	1	2	3	4	5	6	7	8	9	AB R H RBI BB SO LOB	TOP		
<b>Damian Jackson, R</b> (1, 4) OBP: 0.214, SLG: 0.429	3-2 G6-4-3 3B	2-0 F3			1-1 1B 2B	2-2 FC6-4 1-2f			1-1 L5	5 2 2 0 0 0 5	<b>San Diego Padres @ San Francisco Giants</b> PacBell Park, San Francisco, CA Thu Apr 05 2001, 10:15 PM EDT Att. 40,930 - Cloudy - 53 F <a href="http://livebaseballscorecards.com">livebaseballscorecards.com</a>		
<b>Mark Kotsay, L</b> (1, 8) OBP: 0.286, SLG: 0.167	4-1 G6-4-3 BB		0-1 B2-3		1-3 K			0-2 1B	4 0 1 0 1 2 1				
<b>Ryan Klesko, L</b> (1, 3) OBP: 0.286, SLG: 0.286	0-0 G6-4-3 1-2f 3-H		0-2 G5-3		0-1 WP 1B			1-2 1B	5 0 2 1 0 0 2				
<b>Phil Nevin, R</b> (1, 5) OBP: 0.538, SLG: 0.909	1-0 2B		1-1 1B		1-3 K 1-2			0-0 L5	4 0 2 0 0 1 2				
<b>Tony Gwynn, L</b> (1, 9) OBP: 0.333, SLG: 0.333	2-1 G3-1		0-0 G4-3			2-2 G3		1-0 F7	4 0 0 0 0 0 3				
<b>Mike Darr, L</b> (1, 7) OBP: 0.615, SLG: 0.500		2-3 K		1-1 1B		0-1 BB 1B		3-3 K	4 0 2 0 0 2 0				
<b>Ben Davis, S</b> (1, 2) OBP: 0.455, SLG: 0.250		2-1 G4-3		0-0 P6		2-2 BB 1B		2-2 F9-3 HBP	3 0 1 0 0 0 0				
<b>Chris Gomez, R</b> (1, 6) <b>Trevor Hoffman, R</b> (8, 1)		2-2 E5 BB		1-2 F8		3-1 L7		0-2 F9-3 1-2	4 0 0 0 0 0 3 0 0 0 0 0 0 0				
<b>Bobby Jones, R</b> (1, 1) <b>Bubba Trammell, R</b> (6, PH) <b>Dave Maurer, R</b> (6, 1) <b>Donaldo Mendez, R</b> (8, 6)		4-2 BB		1-2 G1-3		4-2 FC6-4 BB		2-3 K	1 0 0 0 1 0 0 0 0 0 0 1 0 0 0 0 0 0 0 0 0 1 0 0 0 0 1 0				
<b>Inning Stats</b>	R: 1 H: 2 E: 0 LOB: 1 K: 0 BB: 1 S: 8 P: 18	R: 0 H: 0 E: 1 LOB: 2 K: 1 BB: 1 S: 12 P: 24	R: 0 H: 1 E: 0 LOB: 1 K: 0 BB: 0 S: 8 P: 9	R: 0 H: 1 E: 0 LOB: 0 K: 0 BB: 0 S: 6 P: 8	R: 1 H: 2 E: 0 LOB: 1 K: 2 BB: 0 S: 16 P: 20	R: 0 H: 2 E: 0 LOB: 3 K: 0 BB: 1 S: 16 P: 29	R: 0 H: 1 E: 0 LOB: 1 K: 1 BB: 0 S: 8 P: 11	R: 0 H: 0 E: 0 LOB: 0 K: 1 BB: 0 S: 10 P: 15	R: 0 H: 1 E: 0 LOB: 1 K: 1 BB: 0 S: 10 P: 14	1B: 7 SF: 0 2B: 3 SAC: 0 3B: 1 DP: 2 HR: 0 HBP: 1		WP: 1 PA: 39 PB: 0 SB: 0 CS: 0	
<b>PITCHER</b>	IP WLS BF H R ER SO BB IBB HBP BLK WP HR S P ERA WHIP											<b>PITCHER</b>	IP WLS BF H R ER SO BB IBB HBP BLK WP HR S P ERA WHIP
<b>Russ Ortiz, R</b> (1, 1) ERA: 3.18	5.2 W 27 8 2 2 3 3 0 0 0 1 0 63 103 3.18 1.941												
<b>Aaron Fultz, L</b> (6, 1) ERA: 2.7	1.1 H 5 1 0 0 1 0 0 0 0 0 0 11 16 0.00 0.750												
<b>Alan Embree, L</b> (8, 1) ERA:	1.0 3 0 0 0 1 0 0 1 0 0 0 10 15 0.00 0.000												
<b>Tim Worrell, R</b> (9, 1) ERA:	1.0 4 1 0 0 1 0 0 0 0 0 0 10 14 0.00 1.000												

**San Diego Padres @ San Francisco Giants**  
 PacBell Park, San Francisco, CA  
 Thu Apr 05 2001, 10:15 PM EDT  
 Att. 40,930 - Cloudy - 53 F

<b>AB</b>	35
<b>R</b>	2
<b>H</b>	10
<b>RBI</b>	1
<b>BB</b>	3
<b>SO</b>	6
<b>LOB</b>	16



Batter	1	2	3	4	5	6	7	8	9
<b>Marvin Benard, L</b> (1, 8) <small>OBP: 0.071, SLG: 0.071</small> <b>Alan Embree, L</b> (8, 1) <b>Tim Worrell, R</b> (9, 1)	1-2  <b>G4-3</b>		0-1  <b>F7</b>		1-1  <b>F7</b>		1-1  <b>G1-3</b>		
<b>Rich Aurilia, R</b> (1, 6) <small>OBP: 0.571, SLG: 0.636</small>	0-3  <b>K</b>		0-1  <b>1B</b> <b>HR</b> <b>1B</b>		0-2  <b>F8</b>		0-2  <b>P3</b>		
<b>Barry Bonds, L</b> (1, 7) <small>OBP: 0.429, SLG: 0.636</small>	1-0  <b>F7</b>		2-2  <b>HR</b> <b>1B</b>		1-1  <b>G5-3</b>		2-2  <b>L6</b>		
<b>Jeff Kent, R</b> (1, 4) <small>OBP: 0.385, SLG: 0.727</small>		0-1  <b>F8</b>	1-1  <b>HR</b>		3-3  <b>K</b>		2-2  <b>F9</b>		
<b>J.T. Snow, L</b> (1, 3) <small>OBP: 0.615, SLG: 0.600</small>		3-1  <b>FC5-4</b> <b>1B</b>	1-1  <b>G3</b>		3-3  <b>K</b>		2-3  <b>K</b>		
<b>Eric Davis, R</b> (1, 9) <b>Armando Rios, L</b> (4, 9) <small>OBP: 0.222, SLG: 0.222</small>		0-0  <b>FC5-4</b> <b>1-2f</b>		2-2  <b>F7</b>		3-2  <b>L1</b>		1-2  <b>1B</b> <b>2B</b> <b>1B</b>	
<b>Pedro Feliz, R</b> (1, 5) <small>OBP: 0.400, SLG: 0.400</small>		1-2  <b>F7</b>		1-1  <b>F8</b>			1-1  <b>HR</b> <b>1B</b>	0-0  <b>2B</b> <b>1B</b>	
<b>Benito Santiago, R</b> (1, 2) <small>OBP: 0.750, SLG: 1.000</small>			0-0  <b>SH1-4</b> <b>1B</b> <b>1B</b>	1-3  <b>K</b>			4-2  <b>HR</b> <b>BB</b>	0-0  <b>2B</b>	
<b>Russ Ortiz, R</b> (1, 1) <small>OBP: 1.000, SLG: 1.000</small> <b>Aaron Fultz, L</b> (6, 1) <b>Calvin Murray, R</b> (7, PH) <small>OBP: 0.500, SLG: 2.000</small> (8, 8)			0-1  <b>SH1-4</b>		0-2  <b>1B</b>		2-1  <b>HR</b>	3-2  <b>F7</b>	

Inning Stats	R: 0	H: 0	E: 0	K: 1	S: 7	LOB: 0	BB: 0	P: 9	R: 0	H: 1	E: 0	K: 0	S: 9	LOB: 1	BB: 0	P: 13	R: 4	H: 4	E: 0	K: 0	S: 14	LOB: 0	BB: 0	P: 18	R: 0	H: 0	E: 0	K: 1	S: 9	LOB: 0	BB: 0	P: 13	R: 0	H: 1	E: 0	K: 0	S: 12	LOB: 1	BB: 0	P: 14	R: 0	H: 0	E: 0	K: 2	S: 9	LOB: 0	BB: 0	P: 18	R: 3	H: 2	E: 0	K: 0	S: 16	LOB: 0	BB: 1	P: 26	R: 1	H: 3	E: 0	K: 1	S: 15	LOB: 2	BB: 0	P: 23
1B: 8	SF: 0	2B: 1	SAC: 1	3B: 0	DP: 0	HR: 2	HBP: 0																																																									

**BOTTOM**

**San Diego Padres @ San Francisco Giants**  
 PacBell Park, San Francisco, CA

Thu Apr 05 2001, 10:15 PM EDT  
 Att: 40,930 - Cloudy - 53 F

AB	34
R	8
H	11
RBI	8
BB	1
SO	5
LOB	8

WP: 0	PA: 36
PB: 0	
SB: 1	
CS: 0	

PITCHER	IP	WLS	BF	H	R	ER	SO	BB	IBB	HBP	BLK	WP	HR	S	P	ERA	WHIP
<b>Bobby Jones, R</b> (1, 1) <small>ERA: 7.2</small>	5.0	L	21	6	4	4	2	0	0	0	0	0	1	51	67	7.20	1.200
<b>Dave Maurer, L</b> (6, 1) <small>ERA: 13.5</small>	2.0		9	2	3	3	2	1	0	0	0	0	1	25	44	13.50	1.500
<b>Trevor Hoffman, R</b> (8, 1) <small>ERA: 9.0</small>	1.0		6	3	1	1	1	0	0	0	0	0	0	15	23	9.00	3.000



Batter	1	2	3	4	5	6	7	8	9	AB R H RBI BB SO LOB	TOP											
<b>Damian Jackson, R</b> (1, 4) OBP: 0.350, SLG: 0.550	0-0 BB G4-3 2B 1B	2-0 L8 2B		1-0 HR 1B	1-0 F7	3-2 G6-3 1-2 2-3 3-H			0-0 2-H 1B	6 2 4 1 0 0 2												
<b>Mark Kotsay, L</b> (1, 8) OBP: 0.300, SLG: 0.389	2-1 G4-3 1-2	1-0 L8 2-3		0-0 HR 1B	0-1 1B			1-1 G6-3	1-3 SAFE 1-2 1B	6 1 2 3 0 1 3												
<b>Ryan Klesko, L</b> (1, 3) OBP: 0.300, SLG: 0.316	2-3 K BB	4-2 BB		0-1 2B 2B	2-3 K			2-2 G4-3	0-1 G4-3	5 1 1 0 1 2 2												
<b>Phil Nevin, R</b> (1, 5) OBP: 0.500, SLG: 0.800	4-2 BB 2B BB	1-2 G6-3		0-0 E 2B	3-2 G6-3			2-2 G5-3		4 2 1 1 1 0 3												
<b>Bubba Trammell, R</b> (1, 7) OBP: 0.545, SLG: 0.667	4-1 2B BB			2-2 E7 BB 1B		0-1 WP 3B		0-0 G6-3		4 2 2 1 1 0 0												
<b>Wiki Gonzalez, R</b> (1, 2) OBP: 0.500, SLG: 0.714	0-2 2B			4-2 BB BB		0-2 G4-3		0-0 G4-3 2B		4 0 2 3 1 1 1												
<b>Mike Darr, L</b> (1, 9) OBP: 0.611, SLG: 0.417	4-0 BB			4-2 FC5-4 BB		4-0 WP G3 IBB		2-1 G4-3		2 0 0 0 3 0 1												
<b>Chris Gomez, R</b> (1, 6) OBP: 0.235, SLG: 0.250	2-3 K			1-2 2-3 K		0-1 G3 1-2		2-2 G4-3		4 1 0 0 1 2 8												
<b>Adam Eaton, R</b> (1, 1)				SH3-4		4-2 WP BB			1-1 1B 2B	2 0 0 0 1 0 3												
<b>Kevin Walker, L</b> (6, 1)				FC5-4						0 0 0 0 0 0 0												
<b>Tom Davey, R</b> (8, 1)										0 0 0 0 0 0 0												
<b>Alex Arias, R</b> (9, PH) OBP: 0.500, SLG: 1.000										1 1 1 0 0 0 0												
<b>Trevor Hoffman, R</b> (9, 1)										0 0 0 0 0 0 0												
<b>Inning Stats</b>	R: 3 E: 0 K: 2 S: 19	H: 2 LOB: 2 BB: 3 P: 37	R: 0 E: 0 K: 1 S: 9	H: 1 LOB: 2 BB: 1 P: 18	R: 0 E: 0 K: 1 S: 7	H: 0 LOB: 0 BB: 0 P: 9	R: 5 E: 1 K: 1 S: 24	H: 5 LOB: 3 BB: 3 P: 40	R: 0 E: 0 K: 1 S: 10	H: 1 LOB: 1 BB: 0 P: 16	R: 1 E: 0 K: 0 S: 15	H: 1 LOB: 2 BB: 2 P: 26	R: 0 E: 0 K: 0 S: 8	H: 0 LOB: 0 BB: 0 P: 13	R: 0 E: 0 K: 0 S: 7	H: 1 LOB: 1 BB: 0 P: 11	R: 1 E: 0 K: 1 S: 8	H: 2 LOB: 0 BB: 0 P: 10	1B: 5 2B: 6 3B: 1 HR: 1	SF: 0 SAC: 1 DP: 0 HBP: 0	WP: 1 PB: 0 SB: 0 CS: 0	PA: 48
<b>PITCHER</b>	IP WLS BF H R ER SO BB IBB HBP BLK WP HR S P ERA WHIP																				<b>PITCHER</b>	IP WLS BF H R ER SO BB IBB HBP BLK WP HR S P ERA WHIP
<b>Brian Bohanon, L</b> (1, 1) ERA: 21.6	3.1 L 23 8 8 8 3 5 0 0 0 0 1 47 83 21.60 3.900																				<b>Horacio Estrada, L</b> (7, 1) ERA: 3.86	2.1 9 3 1 1 1 0 0 0 0 0 0 0 18 26 3.86 1.286
<b>John Wasdin, R</b> (4, 1) ERA: 10.8	1.2 8 1 0 0 2 2 0 0 0 0 0 0 22 37 0.00 1.800																					
<b>Kane Davis, R</b> (6, 1) ERA: 9.0	1.0 6 1 1 1 0 1 1 0 0 1 0 15 26 9.00 2.000																					
<b>Mike Myers, L</b> (7, 1) ERA: 5.4	0.2 2 0 0 0 0 0 0 0 0 0 0 5 8 0.00 0.000																					
<b>Juan Acevedo, R</b> (7, 1) ERA:	0.0 0 0 0 0 0 0 0 0 0 0 0 0 0 0 ∞ ∞																					

San Diego Padres @ Colorado Rockies  
Coors Field, Denver, CO

Fri Apr 06 2001, 7:05 PM MDT  
Att. 37,431 - Cloudy - 56 F

AB	38
R	10
H	13
RBI	9
BB	9
SO	6
LOB	23



livebaseballscorecards.com

Batter	1	2	3	4	5	6	7	8	9	AB R H RBI BB SO LOB
Juan Pierre, L OBP: 0.364, SLG: 0.545 Ron Gant, R OBP: 0.300, SLG: 0.556 (1, 8) (6, PH) (7, 7)	1-1 F7		2-2 G6-3		0-1 G6-3	2-3 K			1-0 P6	3 0 0 0 0 0 0 2 0 0 0 0 1 2
Todd Walker, L OBP: 0.556, SLG: 0.941 (1, 4)	0-1 17 BB HR 1B		1-2 L6		2-0 HR			1-3 K	0-0 G3	5 2 2 1 0 1 1
Larry Walker, L OBP: 0.556, SLG: 1.188 (1, 9)	1-2 F9		1-0 1B		2-1 2B			3-3 K		4 0 2 0 0 1 1
17 Todd Helton, L OBP: 0.421, SLG: 0.733 (1, 3)	4-0 HR BB		1-0 L1		2-3 K			3-3 K		3 1 0 0 1 2 2
Jeff Cirillo, R OBP: 0.444, SLG: 0.867 (1, 5)	1-1 HR			3-2 G6-3		3-2 F9		3-2 G4-3		4 1 1 3 0 0 0
Todd Hollandsworth, L OBP: 0.308, SLG: 0.333 (1, 7) (7, 8)	1-2 1B			0-2 G3-1 WP 1B		0-0 F7		3-2 G4-3		4 0 2 0 0 0 0
Neifi Perez, S OBP: 0.529, SLG: 0.875 (1, 6)				2-1 G3-1 1-3		2-1 HR		2-2 F7		4 1 1 1 0 0 1
Ben Petrick, R OBP: 0.250, SLG: 0.143 (1, 2)				2-3 K		4-2 2B BB		2-0 F7		3 1 0 0 1 2 1
Brian Bohanon, L John Wasdin, R Mark Little, R Kane Davis, R Greg Norton, S Mike Myers, L Juan Acevedo, R Horacio Estrada, L Brent Mayers, L					1-3 K	0-1 2B		1-1 1B		1 0 1 0 0 0 0 0 0

Inning Stats	R: 3	H: 3	LOB: 1	K: 0	S: 12	R: 0	H: 0	LOB: 0	K: 1	S: 7	R: 0	H: 1	LOB: 1	K: 1	S: 12	R: 1	H: 2	LOB: 1	K: 2	S: 12	R: 2	H: 2	LOB: 1	K: 1	S: 15	R: 0	H: 0	LOB: 0	K: 3	S: 13	R: 0	H: 0	LOB: 0	K: 0	S: 11	R: 0	H: 1	LOB: 1	K: 0	S: 5	1B: 5	SF: 0	2B: 2	SAC: 0	3B: 0	DP: 0	HR: 3	HBP: 0
--------------	------	------	--------	------	-------	------	------	--------	------	------	------	------	--------	------	-------	------	------	--------	------	-------	------	------	--------	------	-------	------	------	--------	------	-------	------	------	--------	------	-------	------	------	--------	------	------	-------	-------	-------	--------	-------	-------	-------	--------

PITCHER	IP	WLS	BF	H	R	ER	SO	BB	IBB	HBP	BLK	WP	HR	S	P	ERA	WHIP
Adam Eaton, R ERA: 9.53 (1, 1)	5.2	W	27	9	6	6	4	2	0	0	0	1	3	67	104	9.53	1.941
Kevin Walker, L ERA: 10.13 (6, 1)	1.1	H	4	0	0	0	4	0	0	0	0	0	0	16	25	0.00	0.000
Tom Davey, R ERA: (8, 1)	1.0	H	3	0	0	0	0	0	0	0	0	0	0	11	19	0.00	0.000
Trevor Hoffman, R ERA: 4.5 (9, 1)	1.0		4	1	0	0	0	0	0	0	0	0	0	5	9	0.00	1.000

BOTTOM

**San Diego Padres @ Colorado Rockies**  
**Coors Field, Denver, CO**  
 Fri Apr 06 2001, 7:05 PM MDT  
 Att: 37,431 - Cloudy - 56 F

livebaseballscores.com

AB	36
R	6
H	10
RBI	6
BB	2
SO	8
LOB	8



WP: 1	PA: 38
PB: 0	
SB: 0	
CS: 0	









Batter	1	2	3	4	5	6	7	8	9	AB R H RBI BB SO LOB	TOP																										
<b>Damian Jackson, R</b> (1, 4) OBP: 0.406, SLG: 0.500	1-2 G4-3	4-0 1B BB		0-1 P5		4-0 1B HR BB	2-0 SF8		4-1 1B BB	2 2 0 1 3 0 0																											
<b>Mike Darr, L</b> (1, 9) OBP: 0.640, SLG: 0.526	1-2 G3-1	1-1 1B		0-0 1B		2-1 1B HR	3-2 1B		2-3 K	6 1 4 0 0 1 2																											
<b>Ryan Klesko, L</b> (1, 3) OBP: 0.321, SLG: 0.308	4-2 1B BB	0-0 F9		0-1 P6		0-3 1B K	0-0 P4		1-1 1B BB	5 1 1 0 0 1 1 6																											
<b>Phil Nevin, R</b> (1, 5) OBP: 0.517, SLG: 0.960	4-0 1B BB		3-2 2B 1B	2-3 K		2-2 1B HR		3-3 K	1-1 1B BB	5 1 3 5 1 2 1																											
<b>Bubba Trammell, R</b> (1, 7) OBP: 0.645, SLG: 0.778	1-2 1B		0-1 2B		2-2 F8	0-1 P4		4-2 2B G3 BB	4-1 BB G5-4-3	4 1 2 1 2 0 0																											
<b>Wiki Gonzalez, R</b> (1, 2) OBP: 0.444, SLG: 0.467	2-1 G5-3		0-0 G1-3		3-2 F7	3-2 G4-3		1-0 G3	1-1 G5-4-3	5 0 0 0 0 0 5																											
<b>Ben Davis, S</b> (9, PH) OBP: 0.417, SLG: 0.222										1 0 0 0 0 0 3																											
<b>Santiago Perez, S</b> (1, 8) OBP: 0.600, SLG: 0.750			2-3 K	1-3 K		0-0 1B S		4-1 1B SH5-4 WP BB	2-1 2B	4 2 2 1 1 2 2																											
<b>Donaldo Mendez, R</b> (1, 6) OBP: 0.600, SLG: 0.889			2-1 HR	4-0 IBB		1-2 1B		1-0 1B WP SH5-4 SF8	1-3 K	4 2 3 2 1 1 1																											
<b>Brian Tollberg, R</b> (1, 1) <b>Dave Magadan, L</b> (9, PH) <b>Jay Witasick, R</b> (9, 1)			2-3 K	2-3 K		0-1 F9		0-1 SH5-4	1-2 1B BB	3 0 0 0 0 0 2 4																											
<b>Inning Stats</b>	R: 1 E: 0 K: 0 S: 18	H: 1 LOB: 2 BB: 2 P: 31	R: 1 E: 0 K: 2 S: 11	H: 2 LOB: 2 BB: 1 P: 22	R: 0 E: 0 K: 2 S: 15	H: 2 LOB: 3 BB: 1 P: 25	R: 0 E: 0 K: 1 S: 8	H: 1 LOB: 1 BB: 0 P: 10	R: 1 E: 0 K: 0 S: 13	H: 2 LOB: 1 BB: 0 P: 19	R: 3 E: 0 K: 1 S: 14	H: 2 LOB: 0 BB: 1 P: 25	R: 2 E: 0 K: 0 S: 9	H: 2 LOB: 1 BB: 1 P: 19	R: 1 E: 0 K: 2 S: 13	H: 1 LOB: 1 BB: 1 P: 24	R: 2 E: 0 K: 1 S: 16	H: 3 LOB: 2 BB: 2 P: 30	1B: 12 2B: 2 3B: 0 HR: 2	SF: 1 SAC: 1 DP: 1 HBP: 0	WP: 1 PB: 0 SB: 1 CS: 0	PA: 51															
<b>PITCHER</b>	IP WLS BF H R ER SO BB IBB HBP BLK WP HR S P ERA WHIP																																				
<b>Ron Villone, L</b> (1, 1) ERA: 5.4	5.0		27	8	3	3	5	3	1	0	0	0	1	65	107	5.40	2.200																				
<b>Horacio Estrada, L</b> (6, 1) ERA: 10.13	0.1	L	3	1	2	2	1	1	0	0	0	0	0	5	11	54.00	6.000																				
<b>Craig Dingman, R</b> (6, 1) ERA: 10.8	0.2		4	1	2	2	0	1	0	0	0	0	1	10	19	27.00	3.000																				
<b>Kane Davis, R</b> (7, 1) ERA: 15.0	2.0		12	4	4	4	2	2	0	0	0	1	0	25	47	18.00	3.000																				
<b>Mike Myers, L</b> (9, 1) ERA: 6.0	1.0		5	2	0	0	1	1	0	0	0	0	0	12	21	0.00	3.000																				

**San Diego Padres @ Colorado Rockies**  
Coors Field, Denver, CO  
Sun Apr 08 2001, 1:05 PM MDT  
Att. 40,446 - Sunny - 56 F

<b>AB</b>	40
<b>R</b>	11
<b>H</b>	16
<b>RBI</b>	10
<b>BB</b>	9
<b>SO</b>	9
<b>LOB</b>	24



<b>WP</b>	1
<b>PB</b>	0
<b>SB</b>	1
<b>CS</b>	0

livebaseballscorecards.com

BOTTOM

San Diego Padres @ Colorado Rockies

Coors Field, Denver, CO

Sun Apr 08 2001, 1:05 PM MDT  
Att. 40,446 - Sunny - 56 F

livebaseballscorecards.com

AB	31
R	3
H	7
RBI	3
BB	1
SO	4
LOB	8



WP:	0	PA:	35
PB:	0		
SB:	1		
CS:	0		

1B:	6	SF:	1
2B:	0	SAC:	2
3B:	0	DP:	0
HR:	1	HBP:	0

1	0	0	0	0	1	0
1	0	1	0	0	0	0
0	0	0	0	0	0	0
0	0	0	0	0	0	0
0	0	0	0	0	0	0
1	0	1	0	0	0	0
0	0	0	0	0	0	0
0	0	0	0	0	0	0
1	0	0	0	0	0	0

2	0	0	0	1	1	0
---	---	---	---	---	---	---

4	0	0	0	0	0	2
---	---	---	---	---	---	---

4	1	1	0	0	1	1
---	---	---	---	---	---	---

4	1	3	2	0	0	1
---	---	---	---	---	---	---

3	0	0	0	0	0	1
---	---	---	---	---	---	---

3	1	1	0	0	0	1
---	---	---	---	---	---	---

1-1	1
-----	---

0-1	2
-----	---

0-1	2
-----	---

0-0	1
-----	---

2-2	1
-----	---

0-1	2
-----	---

0-1	2
-----	---

1-3	1
-----	---

1-0	3
-----	---

0-1	2
-----	---

2-2	3
-----	---

0-1	2
-----	---

0-1	2
-----	---

1-3	1
-----	---

1-0	3
-----	---

0-1	2
-----	---

0-0	1
-----	---

1-0	3
-----	---

4-0	2
-----	---

3-2	2
-----	---

3-2	2
-----	---

4-0	2
-----	---

1-1	1
-----	---

0-1	2
-----	---

0-1	2
-----	---

1-0	3
-----	---

1-0	3
-----	---

0-1	2
-----	---

0-0	1
-----	---

0-2	3
-----	---

2-3	3
-----	---

3-2	2
-----	---

3-2	2
-----	---

4-0	2
-----	---

0-0	1
-----	---

0-3	1
-----	---

0-3	1
-----	---

0-3	1
-----	---

0-3	1
-----	---

0-0	1
-----	---

0-0	1
-----	---

2-3	3
-----	---

2-3	3
-----	---

1-2	2
-----	---

0-1	1
-----	---

2-1	1
-----	---

1-2	1
-----	---

R: 2	H: 2
E: 0	LOB: 0
K: 0	BB: 0
S: 13	P: 19

R: 0	H: 0
E: 0	LOB: 0
K: 2	BB: 0
S: 12	P: 18

R: 0	H: 0
E: 0	LOB: 0
K: 1	BB: 0
S: 7	P: 8

R: 1	H: 2
E: 1	LOB: 2
K: 0	BB: 1
S: 12	P: 21

R: 0	H: 1
E: 0	LOB: 1
K: 0	BB: 0
S: 6	P: 7

R: 0	H: 0
E: 0	LOB: 0
K: 1	BB: 0
S: 6	P: 8

R: 0	H: 1
E: 0	LOB: 1
K: 0	BB: 0
S: 7	P: 9

R: 0	H: 1
E: 0	LOB: 1
K: 0	BB: 0
S: 7	P: 10

R: 0	H: 0
E: 0	LOB: 0
K: 0	BB: 0
S: 6	P: 9

R: 0	H: 1
E: 0	LOB: 1
K: 0	BB: 0
S: 7	P: 10

R: 0	H: 0
E: 0	LOB: 0
K: 0	BB: 0
S: 6	P: 9

R: 0	H: 0
E: 0	LOB: 0
K: 0	BB: 0
S: 6	P: 7

PITCHER		IP	WLS	BF	H	R	ER	SO	BB	IBB	HBP	BLK	WP	HR	S	P	ERA	WHIP
Brian Tollberg, R		(1, 1)	8.0	32	7	3	2	4	0	1	0	0	0	1	70	100	2.25	0.875
Jay Witasick, R		(9, 1)	1.0	3	0	0	0	0	0	0	0	0	0	6	9	0.00	0.000	

PITCHER		IP	WLS	BF	H	R	ER	SO	BB	IBB	HBP	BLK	WP	HR	S	P	ERA	WHIP
---------	--	----	-----	----	---	---	----	----	----	-----	-----	-----	----	----	---	---	-----	------



Batter	1	2	3	4	5	6	7	8	9	AB	R	H	RBI	BB	SO	LOB	TOP					
<b>Marvin Benard, L</b> (1, 8) <small>OBP: 0.185, SLG: 0.192</small> <b>Calvin Murray, R</b> (8, PH) <small>OBP: 0.571, SLG: 1.000</small>	4-0  BB	0-0  F7		1-1  F9			3-2  G6-3 WP 2B	3-1  1B		3 2 1 0 1 0 0	1 0 1 1 0 0 0											
<b>Rich Aurilia, R</b> (1, 6) <small>OBP: 0.481, SLG: 0.625</small> <b>Alan Embree, L</b> (7, 1) <b>Mark Gardner, R</b> (9, 1)	1-1  1B HR		1-0  1B HR	2-0  P4			0-1  G6-3	0-2  G5-3		4 2 2 0 0 0 1	1 0 0 0 0 0 3											
<b>Barry Bonds, L</b> (1, 7) <small>OBP: 0.188, SLG: 0.241</small>	0-3  K		3-2  F8		2-1  P5		3-1  F7		0-0  G6-3	5 0 0 0 0 0 1 3												
<b>Jeff Kent, R</b> (1, 4) <small>OBP: 0.310, SLG: 0.680</small>	2-2  1B HR		2-1  1B HR		1-1  G5-3			0-2  G6-3	2-2  P6	5 2 2 5 0 0 0												
<b>J.T. Snow, L</b> (1, 3) <small>OBP: 0.500, SLG: 0.520</small> <b>Felipe Crespo, S</b> (9, PH) <small>OBP: 0.250, SLG: 0.250</small>	2-3  K		0-0  1B HR		3-3  K			2-2  1B FC6-4	3-3  K	4 2 2 0 0 2 0	1 0 0 0 0 1 0											
<b>Armando Rios, L</b> (1, 9) <small>OBP: 0.478, SLG: 0.818</small>	3-2  1B HR		0-1  1B HR			1-3  K		2-0  1B FC6-4		4 3 3 3 0 1 0												
<b>Russ Davis, R</b> (1, 5) <small>OBP: 0.227, SLG: 0.524</small> <b>Pedro Feliz, R</b> (8, 5) <small>OBP: 0.333, SLG: 0.333</small>	1-3  K		3-3  K			0-3  K		4-0  1B FC6-4		3 0 0 0 1 3 0	0 0 0 0 0 0 0											
<b>Bobby Estalella, R</b> (1, 2) <small>OBP: 0.316, SLG: 0.529</small>		1-2  P5	1-0  F8			1-3  K		0-0  1B FC6-4		4 0 0 1 0 1 2												
<b>Russ Ortiz, R</b> (1, 1) <small>OBP: 0.250, SLG: 0.250</small> <b>Ramon Martinez, R</b> (7, 6)		0-3  K		2-3  K			1-3  K	4-2  1B BB		3 0 0 0 0 3 0	0 0 0 0 1 0 0											
<b>Inning Stats</b>	R: 4 E: 0 K: 3 S: 20	H: 3 LOB: 0 BB: 1 P: 33	R: 0 E: 0 K: 1 S: 7	H: 0 LOB: 0 BB: 0 P: 8	R: 4 E: 0 K: 1 S: 13	H: 4 LOB: 0 BB: 0 P: 23	R: 0 E: 0 K: 1 S: 7	H: 0 LOB: 0 BB: 0 P: 12	R: 0 E: 0 K: 1 S: 8	H: 0 LOB: 0 BB: 0 P: 14	R: 0 E: 0 K: 3 S: 9	H: 0 LOB: 0 BB: 0 P: 11	R: 1 E: 0 K: 1 S: 10	H: 1 LOB: 0 BB: 0 P: 17	R: 2 E: 0 K: 0 S: 16	H: 3 LOB: 3 BB: 2 P: 31	R: 0 E: 0 K: 1 S: 8	H: 0 LOB: 0 BB: 0 P: 13	1B: 6 2B: 1 3B: 0 HR: 4	SF: 0 SAC: 0 DP: 0 HBP: 0	WP: 1 PB: 0 SB: 0 CS: 0	PA: 41
<b>PITCHER</b> <b>Kevin Jarvis, R</b> (1, 1) <small>ERA: 11.42</small> <b>Jay Witasick, R</b> (4, 1) <small>ERA:</small> <b>Dave Maurer, L</b> (7, 1) <small>ERA: 10.8</small>	IP WLS BF H R ER SO BB IBB HBP BLK WP HR S P ERA WHIP	3.0 L 17 7 8 8 5 1 0 0 0 0 4 40 64 24.00 2.667	3.0 9 0 0 0 5 0 0 0 0 0 24 37 0.00 0.000	3.0 15 4 3 3 2 2 0 0 0 1 0 34 61 9.00 2.000	<b>PITCHER</b> IP WLS BF H R ER SO BB IBB HBP BLK WP HR S P ERA WHIP	3.0 15 4 3 3 2 2 0 0 0 1 0 34 61 9.00 2.000																

San Francisco Giants @ San Diego Padres  
 Qualcomm Stadium, San Diego, CA

AB 38  
 R 11  
 H 11  
 RBI 10  
 BB 3  
 SO 12  
 LOB 9



Tue Apr 10 2001, 6:05 PM EDT  
 Att. 61,277 - Cloudy - 63 F

livebaseballscorecards.com

Batter	1	2	3	4	5	6	7	8	9	AB	R	H	RBI	BB	SO	LOB
Damian Jackson, R OBP: 0.405, SLG: 0.515 (1, 4)	0-0 F4 ①		2-3 K ②			0-2 L4-3 1B ③	1-2 P3 ③		3-2 2B ②	5	0	2	0	0	1	3
Mark Kotsay, L OBP: 0.207, SLG: 0.259 Santiago Perez, S OBP: 0.571, SLG: 0.667 (1, 8) (7, 8)	1-3 K ②		3-2 G6-3 ③			0-1 L4-3 1-2 ③		1-1 1B 2B 1B ③	1-1 F7 ②	3	0	0	0	0	1	2
Ryan Klesko, L OBP: 0.323, SLG: 0.286 Dave Maurer, R Wiki Gonzalez, R OBP: 0.421, SLG: 0.438 (1, 3) (7, 1) (9, PH)	4-2 BB ③				2-2 F9 ①	3-2 F8 ③		0-3 K ③	1-2 P4 ③	2	0	0	0	1	0	0
Phil Nevin, R OBP: 0.500, SLG: 0.929 Alex Arias, R OBP: 0.500, SLG: 0.571 (1, 5) (7, PR) (8, 5)	1-0 F9 ③				1-0 L9 ②		2-0 1B 2B ③	1-1 2B 1B ③		3	0	1	0	0	0	1
Tony Gwynn, L OBP: 0.412, SLG: 0.333 Bubba Trammell, R OBP: 0.565, SLG: 0.842 (1, 9) (7, PR) (8, 7)		1-1 F7 ①			1-1 1B ③		2-1 E5 1B 1B ③	0-0 1H 2-H HR 2B ③		3	0	1	0	0	0	1
Mike Darr, L OBP: 0.552, SLG: 0.435 (1, 7) (8, 9)		1-0 F8 ②			2-3 K ③		3-3 K ①	1-1 P5 ②		4	0	0	0	0	2	4
Ben Davis, S OBP: 0.438, SLG: 0.538 (1, 2)		1-2 G4-3 ③				0-0 L4 ①		0-0 1B 1B 1-2 2-H HR ③		4	1	2	3	0	0	0
Chris Gomez, R OBP: 0.250, SLG: 0.222 Donaldo Mendez, R OBP: 0.545, SLG: 0.800 (1, 6) (8, 6)			4-2 BB ①			2-2 F9 ②		1-2 K ②	1-2 P4 ③	2	0	0	0	1	1	2
Kevin Jarvis, L OBP: 0.500, SLG: 1.000 Woody Williams, R OBP: 0.167, SLG: 0.400 Jay Witasick, R Dave Magadan, L OBP: 0.400, SLG: 0.400 (1, 1) (3, PH) (4, 1) (7, 3)			3-3 K ③			2-3 K ③		3-2 1B 1-2 2-H ③	0-2 F8 ①	0	0	0	0	0	0	0

Inning Stats	R: 0	H: 0	E: 0	K: 1	S: 11	R: 0	H: 0	E: 0	K: 0	S: 6	R: 0	H: 0	E: 0	K: 2	S: 13	R: 0	H: 1	E: 0	K: 1	S: 9	R: 0	H: 0	E: 0	K: 1	S: 8	R: 0	H: 1	E: 0	K: 0	S: 9	R: 2	H: 3	E: 1	K: 2	S: 18	R: 4	H: 4	E: 0	K: 1	S: 14	R: 0	H: 1	E: 0	K: 0	S: 11	1B: 6	2B: 4	3B: 0	HR: 1	SF: 0	SAC: 0	DP: 1	HBP: 0	WP: 0	PB: 0	SB: 0	CS: 0	PA: 39
--------------	------	------	------	------	-------	------	------	------	------	------	------	------	------	------	-------	------	------	------	------	------	------	------	------	------	------	------	------	------	------	------	------	------	------	------	-------	------	------	------	------	-------	------	------	------	------	-------	-------	-------	-------	-------	-------	--------	-------	--------	-------	-------	-------	-------	--------


PITCHER	IP	WLS	BF	H	R	ER	SO	BB	IBB	HBP	BLK	WP	HR	S	P	ERA	WHIP
Russ Ortiz, R ERA: 2.19 (1, 1)	6.2	W	26	4	2	1	7	2	0	0	0	0	0	68	112	1.35	0.900
Alan Embree, L ERA: 10.8 (7, 1)	1.1		9	5	4	4	1	0	0	0	0	0	1	20	28	27.00	3.750
Mark Gardner, R ERA: 5.4 (9, 1)	1.0		4	1	0	0	0	0	0	0	0	0	0	11	16	0.00	1.000

**BOTTOM**

**San Francisco Giants @ San Diego Padres**  
Qualcomm Stadium, San Diego, CA

Tue Apr 10 2001, 6:05 PM EDT  
Att: 61,277 - Cloudy - 63 F

AB	37
R	6
H	10
RBI	6
BB	2
SO	8
LOB	17





Batter	1	2	3	4	5	6	7	8	9	AB R H RBI BB SO LOB	TOP															
Marvin Benard, L OBP: 0.194, SLG: 0.200 (1, 8) C X	0-2 F8		1-1 FC5-4 1B		0-0 G6-3		0-0 G3			4 0 1 0 0 0 2	<b>San Francisco Giants @ San Diego Padres</b> Qualcomm Stadium, San Diego, CA Wed Apr 11 2001, 10:05 PM EDT Att. 50,149 - Cloudy - 63 F															
Rich Aurilia, R OBP: 0.452, SLG: 0.607 (1, 6) X	0-0 F9		1-1 FC5-4 1-2f			0-0 G6-3 2B	1-0 G5-3			4 0 1 0 0 0 2																
Armando Rios, L OBP: 0.407, SLG: 0.692 (1, 7) C B F B S	2-3 K		0-0 G3			0-1 P4		3-2 P4		4 0 0 0 0 1 2																
Jeff Kent, R OBP: 0.273, SLG: 0.586 (1, 4) C B B S		2-3 K		0-3 K		2-2 G6-3 2-3		0-0 F8		4 0 0 0 0 2 1																
J.T. Snow, L OBP: 0.500, SLG: 0.481 (1, 3) C B B B B		4-1 BB BB		1-3 K		4-0 IBB		2-3 K		2 0 0 0 2 2 0																
Eric Davis, R (1, 9) S B B B B B		4-2 BB		2-2 G4-3		0-0 G4-3		4-2 WP SH5-3 SF7 BB		2 0 0 0 2 0 2 0 1 0 0 0 0 0																
Calvin Murray, R OBP: 0.571, SLG: 1.000 (9, PR) (9, 8) B B B B B B B		1-2 BB																								
Benito Santiago, R OBP: 0.417, SLG: 0.818 (1, 2) C X	0-1 F8				2-3 K		0-0 E 2B		0-0 SH5-3	3 1 1 0 0 1 2																
Pedro Feliz, R OBP: 0.300, SLG: 0.444 (1, 5) C B C C X	1-2 G1-3				0-0 2B		2-2 G6-3		1-2 SF7	3 0 1 1 0 0 3																
Shawn Estes, R (1, 1) C X			0-1 G5-3		0-0 G5-3		0-0 E8 G3 2-H 1B		0-1 F9	2 0 0 0 0 0 1 1 0 1 1 0 0 0 0 0 0 0 0 0 0 0 0 0 0 0 0 0 1 0 0 0 0 0 1 0 0 0 0 0 0 0																
Shawon Dunston, R OBP: 0.600, SLG: 0.600 (7, PH) Tim Worrell, R (7, 1) Aaron Fultz, L (8, 1) Ramon Martinez, R (9, PH) Robb Nen, R (9, 1)																										
<b>Inning Stats</b>	R: 0 E: 0 K: 1 S: 7	H: 0 LOB: 0 BB: 0 P: 9	R: 0 E: 0 K: 1 S: 11	H: 0 LOB: 2 BB: 2 P: 22	R: 0 E: 0 K: 0 S: 7	H: 1 LOB: 1 BB: 0 P: 9	R: 0 E: 0 K: 2 S: 10	H: 0 LOB: 0 BB: 0 P: 13	R: 0 E: 0 K: 1 S: 7	H: 1 LOB: 1 BB: 0 P: 9	R: 0 E: 0 K: 0 S: 8	H: 1 LOB: 2 BB: 1 P: 14	R: 1 E: 1 K: 0 S: 7	H: 2 LOB: 1 BB: 0 P: 10	R: 0 E: 0 K: 1 S: 7	H: 0 LOB: 0 BB: 0 P: 12	R: 1 E: 0 K: 0 S: 9	H: 0 LOB: 1 BB: 1 P: 14	1B: 2 2B: 3 3B: 0 HR: 0	SF: 1 SAC: 1 DP: 0 HBP: 0	WP: 1 PB: 0 SB: 0 CS: 0	PA: 36				
<b>PITCHER</b> Bobby Jones, R ERA: 3.46 Trevor Hoffman, R ERA: 5.4	IP 8.0	WLS L	BF 4	H 0	R 1	ER 1	SO 6	BB 2	IBB 1	HBP 0	BLK 0	WP 0	HR 0	S 64	P 98	ERA 1.12	WHIP 0.875									
<b>PITCHER</b>	IP	WLS	BF	H	R	ER	SO	BB	IBB	HBP	BLK	WP	HR	S	P	ERA	WHIP									



Batter	1	2	3	4	5	6	7	8	9
<b>Damian Jackson, R</b> OBP: 0.415, SLG: 0.556 (1, 4) C F B B S	2-3 K ①		1-1 G4-3 ②			4-0 S 1B BB		3-2 3B	
<b>Mike Darr, L</b> OBP: 0.515, SLG: 0.407 (1, 8) (7, 9) B B F X	2-1 G4-3 1B		2-2 G6-3 ③			2-3 K ②		0-0 L4 ②	
<b>Tony Gwynn, L</b> OBP: 0.400, SLG: 0.333 (1, 9) S B C X	2-2 G4-3 ②				0-0 G6-3 ①	2-2 1-H 1B		0-0 F8 ③	
<b>Phil Nevin, R</b> OBP: 0.472, SLG: 0.839 (1, 5) B B B	4-0 BB				1-1 G5-3 ②	1-1 F9 ③			1-3 K ①
<b>Bubba Trammell, R</b> OBP: 0.481, SLG: 0.696 (1, 7) C S B B S	3-3 K ③				2-3 K ③		2-2 F3 ①		1-0 P4 ②
<b>Wiki Gonzalez, R</b> OBP: 0.364, SLG: 0.368 (1, 2) X		0-0 L8 ①			1-0 F9 ①		0-2 E4 G1		3-3 K ③
<b>Alex Arias, R</b> OBP: 0.364, SLG: 0.400 (1, 3) C C C C C X		1-2 G4-3 ②			1-3 K ②		3-2 G1 ②		
<b>Donaldo Mendez, R</b> OBP: 0.429, SLG: 0.615 (1, 6) C B B B C X		3-2 P6 ③			1-0 F9 ③		3-3 K ③		
<b>Bobby Jones, R</b> (1, 1) C X			0-1 G1-3 ①			1-1 G3 ①		1-2 F8 ①	
<b>Santiago Perez, S</b> OBP: 0.500, SLG: 0.571 (8, PH) B B B B S									
<b>Trevor Hoffman, R</b> (9, 1)									

Inning Stats	R: 0	H: 1	E: 0	K: 2	S: 11	LOB: 2	BB: 1	P: 24	R: 0	H: 0	E: 0	K: 0	S: 12	LOB: 0	BB: 0	P: 16	R: 0	H: 0	E: 0	K: 0	S: 7	LOB: 0	BB: 0	P: 10	R: 0	H: 0	E: 0	K: 1	S: 5	LOB: 0	BB: 0	P: 8	R: 1	H: 1	E: 0	K: 1	S: 10	LOB: 1	BB: 1	P: 20	R: 0	H: 0	E: 1	K: 1	S: 18	LOB: 1	BB: 0	P: 26	R: 0	H: 1	E: 0	K: 0	S: 10	LOB: 1	BB: 0	P: 14	R: 0	H: 0	E: 0	K: 2	S: 10	LOB: 0	BB: 0	P: 15
	1B: 2	2B: 0	3B: 1	HR: 0	SF: 0	SAC: 0	DP: 0	HBP: 0	WP: 0	HR: 0	S: 0	P: 33	ERA	WHIP	WP: 0	HR: 0	S: 0	P: 33	ERA	WHIP																																												

PITCHER	IP	WLS	BF	H	R	ER	SO	BB	IBB	HBP	BLK	WP	HR	S	P	ERA	WHIP
<b>Shawn Estes, L</b> ERA: 7.2 (1, 1)	6.0		22	2	1	1	5	2	0	0	0	0	0	51	87	1.50	0.667
<b>Tim Worrell, R</b> ERA: (7, 1)	1.0		4	0	0	0	1	0	0	0	0	0	0	18	26	0.00	0.000
<b>Aaron Fultz, L</b> ERA: 2.84 (8, 1)	1.0	W	4	1	0	0	0	0	0	0	0	0	0	10	14	0.00	1.000
<b>Robb Nen, R</b> ERA: 2.25 (9, 1)	1.0	S	3	0	0	0	2	0	0	0	0	0	0	10	15	0.00	0.000


**BOTTOM**

**San Francisco Giants @ San Diego Padres**  
Qualcomm Stadium, San Diego, CA

Wed Apr 11 2001, 10:05 PM EDT  
Att: 50,149 - Cloudy - 63 F

livebaseballscorecards.com

AB	31
R	1
H	3
RBI	1
BB	2
SO	8
LOB	9





Batter	1	2	3	4	5	6	7	8	9	AB R H RBI BB SO LOB	TOP	
Marvin Benard, L OBP: 0.167, SLG: 0.171 (1, 8)	3-2 F7		1-3 K		2-0 G4-3		2-3 K2-3		0-0 G1-3	5 0 0 0 0 2 3		
Rich Aurilia, R OBP: 0.429, SLG: 0.563 (1, 6)	1-0 1B			2-3 K		1-0 F9		1-2 F8		4 0 1 0 0 1 0		
Barry Bonds, L OBP: 0.222, SLG: 0.344 (1, 7)	1-1 F9			1-0 HR		2-0 F8		4-1 BB		3 1 1 1 1 0 1		
Jeff Kent, R OBP: 0.297, SLG: 0.667 (1, 4)	1-3 K			1-1 1B		0-1 HR		3-2 F8		4 1 2 1 0 1 2		
J.T. Snow, L OBP: 0.500, SLG: 0.500 (1, 3)		2-0 F8		3-3 K		1-0 1B		4-1 BB		3 1 1 0 1 1 1		
Armando Rios, L OBP: 0.400, SLG: 0.655 (1, 9)		0-1 F9			2-2 F7		0-1 1B			3 0 1 1 0 0 0		
Eric Davis, R (8, PH)										1 0 0 0 0 1 2		
Calvin Murray, R OBP: 0.571, SLG: 1.000 (8, 8)										0 0 0 0 0 0 0		
Russ Davis, R OBP: 0.231, SLG: 0.458 (1, 5)		0-1 G6-3			1-3 K		0-0 F7		4-2 BB	3 0 0 0 1 1 1		
Bobby Estalella, R OBP: 0.348, SLG: 0.500 (1, 2)			0-3 K		4-2 BB		0-3 K		3-1 1B	3 0 1 0 1 2 0		
Livan Hernandez, R OBP: 0.286, SLG: 0.286 (1, 1)			0-0 G6-3		0-0 1B		3-3 K		1-0 G4-6-3	2 0 1 0 0 0 0		
Shawon Dunston, R OBP: 0.500, SLG: 0.500 (7, PH)									1-2 1B	1 0 0 0 0 1 0		
Alan Embree, L (7, 1)										0 0 0 0 0 0 0		
Felix Rodriguez, R (7, 1)										0 0 0 0 0 0 0		
Felipe Crespo, S OBP: 0.200, SLG: 0.200 (9, PH)									1-2f 2-3	1 0 0 0 0 0 2		
Inning Stats	R: 0 H: 1 E: 0 LOB: 1 K: 1 BB: 0 S: 10 P: 16	R: 0 H: 0 E: 0 LOB: 0 K: 0 BB: 0 S: 5 P: 7	R: 0 H: 0 E: 0 LOB: 0 K: 2 BB: 0 S: 7 P: 8	R: 1 H: 2 E: 0 LOB: 1 K: 2 BB: 0 S: 10 P: 17	R: 0 H: 1 E: 0 LOB: 2 K: 1 BB: 1 S: 10 P: 19	R: 2 H: 3 E: 0 LOB: 1 K: 0 BB: 0 S: 8 P: 12	R: 0 H: 0 E: 0 LOB: 0 K: 3 BB: 0 S: 9 P: 14	R: 0 H: 0 E: 0 LOB: 2 K: 1 BB: 2 S: 15 P: 28	R: 0 H: 1 E: 0 LOB: 1 K: 0 BB: 1 S: 6 P: 14	1B: 5 SF: 0 2B: 2 SAC: 0 3B: 0 DP: 2 HR: 2 HBP: 0	WP: 0 PA: 37 PB: 0 SB: 1 CS: 1	
PITCHER	IP WLS BF H R ER SO BB IBB HBP BLK WP HR S P ERA WHIP											
Adam Eaton, R ERA: 6.94 (1, 1)	6.0 W 25 7 3 3 6 1 0 0 0 0 2 50 79 4.50 1.333											
Tom Davey, R ERA: (7, 1)	1.2 H 6 0 0 0 3 1 0 0 0 0 0 20 33 0.00 0.600											
Kevin Walker, L ERA: 6.75 (8, 1)	0.1 2 0 0 0 1 1 0 0 0 0 0 4 9 0.00 3.000											
Rodney Myers, R ERA: 2.7 (9, 1)	1.0 4 1 0 0 0 1 0 0 0 0 0 6 14 0.00 2.000											

San Francisco Giants @ San Diego Padres  
Qualcomm Stadium, San Diego, CA  
Thu Apr 12 2001, 5:05 PM EDT  
Att. 25,730 - Cloudy - 66 F

AB 33  
R 3  
H 8  
RBI 3  
BB 4  
SO 10  
LOB 12



Batter	1	2	3	4	5	6	7	8	9
<b>Damian Jackson, R</b> OBP: 0.413, SLG: 0.561 (1, 4)	0-2 G3		1-2 2B	0-3 K		3-1 1B		3-1 G5-3	
<b>Mark Kotsay, L</b> OBP: 0.257, SLG: 0.290 (1, 8)	0-1 F9 2B		2-3 K	2-1 G1-3			4-2 2B BB	4-2 BB	
<b>Tony Gwynn, L</b> OBP: 0.417, SLG: 0.381 <b>Santiago Perez, S</b> OBP: 0.444, SLG: 0.500 (7, PR) (8, 7)	2-1 F9		0-0 F8		4-2 G4-6-3 BB		0-1 1B 1B 2B	2-3 K	
<b>Phil Nevin, R</b> OBP: 0.450, SLG: 0.771 (1, 5)	2-1 P4			1-2 E9 1B BB	2-2 G4-6-3		1-1 1B SF7 1B		
<b>Ryan Klesko, L</b> OBP: 0.306, SLG: 0.250 (1, 3)		2-3 K		4-1 BB 1B SF9 BB	2-2 L3		0-3 K		
<b>Mike Darr, L</b> OBP: 0.541, SLG: 0.452 (1, 7) (8, 9)		3-1 F9		0-1 SF9 BB 1B 1B		2-2 1B SF9 1B	3-2 1B		
<b>Ben Davis, S</b> OBP: 0.450, SLG: 0.533 (1, 2)		2-1 L3		4-2 1B BB		2-2 SF9 G3 1B 1B	1-1 SF7		
<b>Chris Gomez, R</b> OBP: 0.250, SLG: 0.238 (1, 6)			0-2 2B 1B	3-2 SF9		1-2 G3	1-0 L6		
<b>Adam Eaton, R</b> OBP: 0.400, SLG: 0.250 <b>Alex Arias, R</b> OBP: 0.333, SLG: 0.400 <b>Tom Davney, R</b> <b>Kevin Walker, L</b> <b>Dave Magadan, L</b> OBP: 0.233, SLG: 0.333 <b>Rodney Myers, R</b>			2-0 F8	1-1 1B		3-2 SF9		3-3 K	

AB	R	H	RBI	BB	SO	LOB
5	0	2	1	0	1	2
3	1	1	0	2	1	4
3	0	1	1	1	0	3
1	1	0	0	0	1	1
4	2	1	0	0	0	2
3	1	0	0	1	2	3
4	2	3	1	0	0	0
2	1	1	2	1	0	0
3	0	1	1	0	0	4
2	0	1	1	0	0	1
0	0	0	0	0	0	0
0	0	0	0	0	0	0
1	0	0	0	0	1	0
0	0	0	0	0	0	0

WP	HR	S	P	ERA	WHIP
0	0	0	0	0.00	0.600
0	0	0	0	81.00	12.000
0	0	0	0	0.00	0.600

Inning Stats	R: 0	H: 1	E: 0	K: 0	S: 9	LOB: 1	BB: 0	P: 13
<b>Inning Stats</b>	R: 0	H: 1	E: 0	K: 0	S: 9	LOB: 1	BB: 0	P: 13
	R: 0	H: 0	E: 0	K: 1	S: 7	LOB: 0	BB: 0	P: 14
	R: 0	H: 2	E: 0	K: 1	S: 11	LOB: 2	BB: 0	P: 16
	R: 3	H: 2	E: 1	K: 1	S: 18	LOB: 2	BB: 2	P: 33
	R: 0	H: 0	E: 0	K: 0	S: 8	LOB: 0	BB: 1	P: 16
	R: 2	H: 3	E: 0	K: 0	S: 17	LOB: 1	BB: 0	P: 28
	R: 3	H: 3	E: 0	K: 1	S: 15	LOB: 2	BB: 1	P: 25
	R: 0	H: 0	E: 0	K: 2	S: 14	LOB: 1	BB: 1	P: 26

WP	HR	S	P	ERA	WHIP
0	0	0	0	0.00	0.600
0	0	0	0	81.00	12.000
0	0	0	0	0.00	0.600

**BOTTOM**

**San Francisco Giants @ San Diego Padres**  
Qualcomm Stadium, San Diego, CA

livebaseballscores.com

<b>AB</b>	<b>31</b>
<b>R</b>	<b>8</b>
<b>H</b>	<b>11</b>
<b>RBI</b>	<b>8</b>
<b>BB</b>	<b>5</b>
<b>SO</b>	<b>6</b>
<b>LOB</b>	<b>20</b>



<b>WP</b> : 0	<b>PA</b> : 39
<b>PB</b> : 0	
<b>SB</b> : 0	
<b>CS</b> : 0	

Thu Apr 12 2001, 5:05 PM EDT  
Att: 25,730 - Cloudy - 66 F



Los Angeles Dodgers @ San Diego Padres  
Qualcomm Stadium, San Diego, CA

Fri Apr 13 2001, 10:05 PM EDT  
Att. 29,883 - Sunny - 64 F

AB	35
R	4
H	5
RBI	3
BB	7
SO	7
LOB	20




AB	R	H	RBI	BB	SO	LOB
5	0	0	0	0	1	1
3	0	0	0	1	1	1
0	0	0	0	1	0	0
3	3	2	2	2	0	1
0	0	0	0	0	0	0
0	0	0	0	0	0	0
5	0	1	1	0	2	3
4	0	1	0	1	0	1
3	0	0	0	0	0	2
1	0	0	0	1	0	0
0	0	0	0	0	0	0
3	0	0	0	1	2	5
4	0	0	0	0	0	6
3	1	1	0	0	1	0
0	0	0	0	0	0	0
1	0	0	0	0	0	0

Batter	1	2	3	4	5	6	7	8	9	10
Tom Goodwin, L (1, 8) OBP: 0.172, SLG: 0.321	1-2 F7		2-3 K		1-1 P4		0-1 G5-3		0-0 G1-3	
Hiram Bocachica, R (1, 4) OBP: 0.364, SLG: 0.444	4-1 BB		1-3 K		2-2 G6-3		2-1 G4-3		4-2 BB	
Jeff Reboulet, R (8, 4) OBP: 0.538, SLG: 0.375	BB								BB	
Gary Sheffield, R (1, 7) OBP: 0.477, SLG: 0.735	4-1 BB		3-1		4-2 BB		0-1 BB		1-2 F9	
Jeff Shaw, R (9, 1) OBP: 0.317, SLG: 0.700	BB		1-H HR		BB		2B		1B	
Mark Grudzielanek, R (10, 4) OBP: 0.317, SLG: 0.700	G6-3									
Shawn Green, L (1, 9) OBP: 0.364, SLG: 0.641	G6-3		1-3 K		1-3 K		0-1 FC4-6		2B	2-1 F7
Eric Karros, R (1, 3) OBP: 0.273, SLG: 0.452		0-0 G6-3		1-2 S		4-2 BB	0-1 P4		0-1 F8	0-1 F8
Chris Donnels, L (1, 5) OBP: 0.182, SLG: 0.286		0-1 G4-3		1-2 P6		0-0 E3	4-0 FC4-6		0-2 G6-3	0-2 G6-3
Phil Hiatt, R (8, PH) OBP: 0.381, SLG: 0.579						1-3 2-H	IBB			
Matt Herges, L (10, 1) OBP: 0.176, SLG: 0.067		4-1 BB		1-0 F7		0-3 K	0-3 K			
Chad Kreuter, S (1, 2) OBP: 0.176, SLG: 0.067										
Alex Cora, L (1, 6) OBP: 0.214, SLG: 0.240	2-2 F7		1-0 G6-3		1-0 G6-3		0-2 P6		2-2 FC4-6	1-2 2-3
Chan Ho Park, R (1, 1) OBP: 0.167, SLG: 0.167			1-1 HR		2-2 G2		1-3 K		1-1 F9	
Gregg Olson, R (8, 1) OBP: 0.120, SLG: 0.240										
Marquis Grissom, R (9, PH) OBP: 0.120, SLG: 0.240										

Inning Stats	R: 0	H: 0	E: 0	K: 0	S: 6	H: 0	LOB: 1	BB: 2	P: 18	R: 0	H: 0	E: 0	K: 0	S: 9	R: 0	H: 0	E: 0	K: 3	S: 13	R: 2	H: 2	E: 0	K: 3	S: 13	R: 0	H: 1	E: 0	K: 0	S: 8	R: 0	H: 0	E: 0	K: 0	S: 11	R: 1	H: 0	E: 1	K: 2	S: 15	R: 0	H: 0	E: 0	K: 1	S: 8	R: 1	H: 2	E: 0	K: 1	S: 12	R: 0	H: 0	E: 0	K: 0	S: 8	R: 0	H: 0	E: 0	K: 0	S: 7	1B: 3	2B: 1	3B: 0	HR: 1	SF: 0	SAC: 0	DP: 1	HBP: 0	WP: 0	PA: 42
PITCHER	IP	WLS	BF	H	R	ER	SO	BB	IBB	HBP	BLK	WP	HR	S	P	ERA	WHIP																																																				
Woody Williams, R (1, 1) ERA: 6.62	7.0		29	3	3	2	6	5	0	0	0	0	0	70	117	2.57	1.143																																																				
Tom Davey, R (8, 1) ERA: 2.08	0.1		3	2	1	1	0	0	0	0	0	0	0	6	6	27.00	6.000																																																				
Kevin Walker, L (8, 1) ERA: 5.79	0.2		3	0	0	0	1	0	1	0	0	0	0	6	12	0.00	0.000																																																				
Jay Witasick, R (9, 1) ERA: 4.15	1.0		4	0	0	0	0	1	0	0	0	0	0	8	14	0.00	1.000																																																				
Trevor Hoffman, R (10, 1) ERA: 4.15	1.0	W	3	0	0	0	0	0	0	0	0	0	0	7	9	0.00	0.000																																																				

WP: 0	PA: 42
PB: 0	
SB: 1	
CS: 0	

Batter	1	2	3	4	5	6	7	8	9	10	AB R H RBI BB SO LOB
Damian Jackson, R OBP: 0.420, SLG: 0.568 (1, 4)	1-3 K		1-1 G6-3		2-0 S HBP 2B HBP		0-1 SH3-4		0-0 BLK SF7 2B		3 2 1 0 0 1 0
Mark Kotsay, L OBP: 0.250, SLG: 0.257 (1, 8)	0-0 G4-3		2-1 G6-3		1-0 F8		3-3 K		4-0 BLK BB		4 0 0 0 1 1 3
Ryan Klesko, L OBP: 0.317, SLG: 0.229 (1, 3)	1-0 E4 BB		1-0 G4-3		1-0 2B HBP		2-3 K		4-0 1-2 2-3 IBB		3 1 0 0 1 1 2
Phil Nevin, R OBP: 0.455, SLG: 0.730 (8, PR)	4-2 BB				0-2 F8		0-3 K		4-2 E BB BB		2 0 0 0 2 1 2
Donald Mendez, R OBP: 0.429, SLG: 0.615 (9, 6)	1-2 BB				0-3 K		2-3 1-H 3-H 2B		1-2 3-H K		0 0 0 0 0 0 0
Bubba Trammell, R OBP: 0.464, SLG: 0.696 (9, PH)	1-2 BB				0-3 K		0-1 1-H 3-H 2B		1-3 K		0 0 0 1 0 0 0
Mike Darr, L OBP: 0.500, SLG: 0.444 (1, 9)	0-2 G4-3				0-3 K		0-1 1-H 3-H 2B		1-3 K		5 0 1 2 0 2 5
Santiago Perez, S OBP: 0.500, SLG: 0.455 (10, 6)			0-1 G5-3 1B		4-0 S 2B BB		0-1 P6		4-1 E BB		3 1 1 0 2 0 0
Ben Davis, S OBP: 0.440, SLG: 0.600 (1, 2)			3-1 F7		3-2 1-H 2B		1-3 K		0-3 1 SAFE K		5 1 2 1 0 2 3
Chris Gomez, R OBP: 0.259, SLG: 0.217 (8, PH)			3-2 G5-3		4-2 BB		0-0 F8		1-3 K		2 0 0 0 1 0 1
Alex Arias, R OBP: 0.357, SLG: 0.417 (9, 5)			1-3		BB				2-2 2-H 1B		2 0 1 1 0 1 3
Woody Williams, R OBP: 0.125, SLG: 0.286 (7, PH)			1-1 P3		3-2 F9		3-2 SH3-4 1B		1-3 K		2 0 0 0 0 0 3
Dave Magadan, L OBP: 0.425, SLG: 0.429 (7, PR)											1 0 1 0 0 0 0
Adam Eaton, R OBP: 0.400, SLG: 0.250 (8, 1)											0 0 0 0 0 0 0
Tom Davay, R (8, 1)											0 0 0 0 0 0 0
Kevin Walker, L (8, 1)											0 0 0 0 0 0 0
Jay Witasick, R (9, 1)											0 0 0 0 0 0 0
Tony Gwynn, L (9, PH)											1 0 0 0 0 1 0
Trevor Hoffman, R (10, 1)											0 0 0 0 0 0 0

BOTTOM	
<b>Los Angeles Dodgers @ San Diego Padres</b> Qualcomm Stadium, San Diego, CA Fri Apr 13 2001, 10:05 PM EDT Att: 29,883 - Sunny - 64 F	
AB	33
R	5
H	7
RBI	5
BB	7
SO	10
LOB	22
	
WP: 0	PA: 44
PB: 0	
SB: 2	
CS: 0	

Inning Stats	R: 0	H: 0	E: 1	K: 1	S: 11	P: 17	R: 0	H: 1	E: 0	K: 0	S: 9	P: 16	R: 0	H: 0	E: 0	K: 0	S: 5	R: 1	H: 1	E: 0	K: 1	S: 16	P: 30	R: 2	H: 1	E: 0	K: 1	S: 6	P: 10	R: 0	H: 0	E: 0	K: 1	S: 6	P: 7	R: 0	H: 1	E: 0	K: 2	S: 13	P: 21	R: 0	H: 0	E: 1	K: 2	S: 14	P: 25	R: 1	H: 1	E: 0	K: 2	S: 20	P: 31	R: 1	H: 2	E: 0	K: 0	S: 8	P: 12	1B: 3	SF: 1	2B: 4	3B: 0	HR: 0	SAC: 1	DP: 0	HBP: 2	WP: 0	PA: 44
PITCHER	IP	WLS	BF	H	R	ER	SO	BB	IBB	HBP	BLK	WP	HR	S	P	ERA	WHIP																																																				
Chan Ho Park, R ERA: 3.32 (1, 1)	7.0		30	4	3	3	6	3	0	2	0	0	0	66	110	3.86	1.000																																																				
Gregg Olson, R ERA: (8, 1)	1.0	H	5	0	0	0	2	2	0	0	0	0	0	14	25	0.00	2.000																																																				
Jeff Shaw, R ERA: 6.0 (9, 1)	1.0	B	6	1	1	1	2	1	1	0	1	0	0	20	31	9.00	2.000																																																				
Matt Herges, R ERA: 2.35 (10, 1)	0.1	L	3	2	1	1	0	0	0	0	0	0	0	8	12	27.00	6.000																																																				









Batter	1	2	3	4	5	6	7	8	9	AB R H RBI BB SO LOB	TOP																
Tom Goodwin, L (1, 8) OBP: 0.211, SLG: 0.351	1-2 BB 1B		0-1 G4-1		1-2 F9	2-1 2B		1-0 F8		5 0 2 2 0 0 1	<b>Los Angeles Dodgers @ San Diego Padres</b> Qualcomm Stadium, San Diego, CA Sun Apr 15 2001, 5:00 PM EDT Att. 23,852 - Sunny - 68 F <a href="http://livebaseballscorecards.com">livebaseballscorecards.com</a>																
Mark Grudzielanek, R (1, 4) OBP: 0.347, SLG: 0.674	2-2 F3		2-2 HBP		0-0 2B	4-0 BB		2-3 K		3 0 1 0 1 1 2																	
Gary Sheffield, R (1, 7) OBP: 0.491, SLG: 0.846 Marquis Grissom, R (9, 7) OBP: 0.115, SLG: 0.231	4-1 BB		0-0 F8		4-0 BB	0-1 SF8		1-3 K		2 0 0 1 2 1 2 0 0 0 0 0 0 0																	
Shawn Green, L (1, 9) OBP: 0.302, SLG: 0.521	1-3 K		0-0 G3		0-2 F7	1-3 K		0-0 G4-3		5 0 0 0 0 2 7																	
Eric Karros, R (1, 3) OBP: 0.245, SLG: 0.392	1-3 K			1-3 K	0-0 G6-3		0-1 G5-3		2-3 K	5 0 0 0 0 3 4																	
Chris Donnels, L (1, 5) OBP: 0.241, SLG: 0.269 Phil Hiatt, R (7, 5) OBP: 0.348, SLG: 0.524		2-2 F8		4-2 2B G4-3 BB		1-2 E BB 2B 1B		3-1 F8		3 2 1 0 1 0 0 1 0 0 0 0 1 0																	
Paul Lo Duca, R (1, 2) OBP: 0.406, SLG: 0.633		1-1 P3		1-1 G4-3 2B		4-2 2B BB		2-0 HBP		2 1 1 0 1 0 0																	
Alex Cora, L (1, 6) OBP: 0.222, SLG: 0.364		2-1 HR		0-0 G4-3		1-3 K		0-0 F8		4 1 1 2 0 1 4																	
Kevin Brown, R (1, 1) Andy Ashby, R (8, PR) Matt Herges, L (6, 1) Hiram Bocachica, R (8, PH) Mike Fetters, R (8, 1) Jeff Shaw, R (8, 1)		0-1 F3		1-1 G5-3		1-2 2B SF8 HBP		1-1 E5		2 0 0 0 0 0 1 0 1 0 0 0 0 0 0 0 0 0 0 0 0 1 0																	
<b>Inning Stats</b>	R: 0 E: 0 K: 2 S: 19	H: 1 LOB: 2 BB: 1 P: 27	R: 1 E: 0 K: 0 S: 13	H: 1 LOB: 0 BB: 0 P: 18	R: 0 E: 0 K: 0 S: 6	H: 0 LOB: 1 BB: 0 P: 8	R: 1 E: 0 K: 1 S: 10	H: 1 LOB: 1 BB: 1 P: 17	R: 0 E: 0 K: 0 S: 10	H: 1 LOB: 2 BB: 1 P: 15	R: 3 E: 1 K: 2 S: 18	H: 2 LOB: 2 BB: 2 P: 32	R: 0 E: 0 K: 0 S: 5	H: 0 LOB: 1 BB: 0 P: 10	R: 0 E: 1 K: 2 S: 9	H: 0 LOB: 1 BB: 0 P: 14	R: 0 E: 0 K: 2 S: 9	H: 0 LOB: 0 BB: 0 P: 14	1B: 2 2B: 3 3B: 0 HR: 1	SF: 1 SAC: 0 DP: 0 HBP: 3	WP: 0 PB: 0 SB: 1 CS: 0	PA: 42					
<b>PITCHER</b>	IP WLS BF H R ER SO BB IBB HBP BLK WP HR S P ERA WHIP																										
Kevin Jarvis, R (1, 1) ERA: 9.22	5.0		5	3	3	3	3	3	0	1	0	0	1	62	90	5.40	1.600										
Rodney Myers, R (6, 1) ERA: 7.36	0.1	L	5	1	1	1	1	2	0	1	0	0	0	9	21	27.00	9.000										
Brian Lawrence, R (6, 1) ERA:	1.2		6	0	1	1	1	0	0	1	0	0	0	10	16	5.40	0.000										
Jay Witasick, R (8, 1) ERA:	1.0		4	0	0	0	2	0	0	0	0	0	0	9	14	0.00	0.000										
Kevin Walker, L (9, 1) ERA: 4.05	1.0		3	0	0	0	2	0	0	0	0	0	0	9	14	0.00	0.000										



Batter	1	2	3	4	5	6	7	8	9	AB R H RBI BB SO LOB
Damian Jackson, R OBP: 0.407, SLG: 0.510 (1, 4)	0-0 F8	2-1 1B 1-2 2-H			2-2 F9		0-1 F7		3-3 K	5 0 1 1 0 1 1
Tony Gwynn, L OBP: 0.364, SLG: 0.333 (1, 9)	2-0 G4-3	1-0 1B 1-2 2-H			2-1 FC6-4 1B		2-2 F7			4 0 2 1 0 0 0
Ryan Klesko, L OBP: 0.286, SLG: 0.209 (1, 3)	0-0 G5-3	0-0 F5			0-0 F8		1-2 F7			4 0 0 0 0 0 3
Phil Nevin, R OBP: 0.442, SLG: 0.682 (1, 5)		1-2 CS 1B	1-2 G6-3		2-0 FC6-4 1-2f		2-2 E6			4 0 1 0 0 0 1
Mike Darr, L OBP: 0.479, SLG: 0.439 (1, 8)		2-1 E1 E CS 1-2 G4-3	1-0 F7		4-0 FC5-4 BB		0-1 G5-3			2 1 0 0 0 0 1 1 0 0 0 1 0 1
Bubba Trammell, R OBP: 0.412, SLG: 0.571 (6, PH) (7, 7)		1-2 E5 1-3 2-3 1B	0-1 G6-3		1-3 K		0-2 G6-3			4 1 0 0 0 1 4 0 0 0 0 0 0 0
Wiki Gonzalez, R OBP: 0.308, SLG: 0.304 (1, 2)										
Kevin Walker, L (9, 1)										
Santiago Perez, S OBP: 0.444, SLG: 0.357 (1, 7) (7, 8)		0-0 G4-3 1-2 3-H			2-3 K		0-3 K		4-2 S BB	3 0 0 1 1 2 2
Chris Gomez, R OBP: 0.267, SLG: 0.200 (1, 6)		4-2 1B 1B BB			0-0 G6-3		1-0 FC5-4 1-2f		2-3 K 1-2	2 1 0 0 1 0 1 1 0 0 0 0 1 1
Mark Kotsay, L OBP: 0.244, SLG: 0.250 (9, PH)										
Kevin Jarvis, L OBP: 0.750 (1, 1)		0-0 1B 1B			1-3 K		0-0 G4-3		0-3 K	2 1 1 1 0 1 0 0 0 0 0 0 0 0 0 0 0 0 0 0 0 1 0 0 0 0 0 0 0 0 0 0 0 0 0 1 0 0 0 0 1 1
Rodney Myers, R (6, 1)										
Brian Lawrence, R (6, 1)										
Dave Magadan, L OBP: 0.333, SLG: 0.333 (7, PH)										
Jay Witasick, R (8, 1)										
Ben Davis, S OBP: 0.433, SLG: 0.583 (9, 2)		1-2 2-H 1B 1B								

Inning Stats	R: 0 E: 0 K: 0 S: 3	H: 0 LOB: 0 BB: 0 P: 5	R: 4 E: 2 K: 0 S: 19	H: 4 LOB: 2 BB: 1 P: 30	R: 0 E: 0 K: 0 S: 6	H: 0 LOB: 0 BB: 0 P: 8	R: 0 E: 0 K: 2 S: 7	H: 0 LOB: 0 BB: 0 P: 10	R: 0 E: 0 K: 0 S: 8	H: 1 LOB: 1 BB: 0 P: 14	R: 0 E: 0 K: 2 S: 7	H: 0 LOB: 1 BB: 1 P: 13	R: 0 E: 0 K: 0 S: 6	H: 0 LOB: 0 BB: 0 P: 8	R: 0 E: 1 K: 0 S: 11	H: 0 LOB: 1 BB: 0 P: 14	R: 0 E: 0 K: 3 S: 15	H: 0 LOB: 1 BB: 1 P: 24	1B: 5 2B: 0 3B: 0 HR: 0	SF: 0 SAC: 0 DP: 0 HBP: 0
--------------	------------------------------	---------------------------------	-------------------------------	----------------------------------	------------------------------	---------------------------------	------------------------------	----------------------------------	------------------------------	----------------------------------	------------------------------	----------------------------------	------------------------------	---------------------------------	-------------------------------	----------------------------------	-------------------------------	----------------------------------	----------------------------------	------------------------------------

PITCHER	IP	WLS	BF	H	R	ER	SO	BB	IBB	HBP	BLK	WP	HR	S	P	ERA	WHIP
Kevin Brown, R ERA: 0.69 (1, 1)	5.0	W	22	5	4	0	2	1	0	0	0	0	0	43	67	0.00	1.200
Matt Herges, R ERA: 1.86 (6, 1)	2.0	H	7	0	0	0	2	1	0	0	0	0	0	13	21	0.00	0.500
Mike Fetters, R ERA: 2.25 (8, 1)	1.0	H	4	0	0	0	0	0	0	0	0	0	0	11	14	0.00	0.000
Jeff Shaw, R ERA: 5.14 (9, 1)	1.0	S	4	0	0	0	3	1	0	0	0	0	0	15	24	0.00	1.000

**BOTTOM**

**Los Angeles Dodgers @ San Diego Padres**  
Qualcomm Stadium, San Diego, CA

Sun Apr 15 2001, 5:00 PM EDT  
Att. 23,852 - Sunny - 68 F

AB	34
R	4
H	5
RBI	4
BB	3
SO	7
LOB	16



WP	PA	ERA	WHIP
0	37		
0			
1			
2			

livebaseballscorecards.com



Batter	1	2	3	4	5	6	7	8	9	AB R H RBI BB SO LOB	TOP											
Juan Pierre, L (1, 8) OBP: 0.351, SLG: 0.333	4-2 FC3-6 BB		1-0 1B 1B	1-0 G1-5-3		2-2 G3	1-1 G6-3		1-0 FC4-6 1-2f 2-3	5 1 1 0 1 0 5												
Todd Walker, L (1, 4) OBP: 0.380, SLG: 0.638	1-1 FC3-6 HBP 1-2f		1-1 17 1B 1-2		1-1 HR		0-1 HR 1B	0-0 G4-3		5 2 3 1 0 0 1												
Larry Walker, L (1, 9) OBP: 0.429, SLG: 0.978	2-0 HBP		0-3 K		0-1 G4-3		0-0 HR 1-H	0-0 G1-3		4 1 1 2 0 1 2												
17 Todd Helton, L (1, 3) OBP: 0.382, SLG: 0.609	2-2 F7		1-1 1B 1-3 2-H		3-1 F8		4-1 2B FC1-2 BB	4-0 FC6-4 BB		3 0 1 1 2 0 2												
Jeff Cirillo, R (1, 5) OBP: 0.351, SLG: 0.520	1-2 F9		1-1 G5-3		0-0 F9		0-1 FC1-2 3B 2B 1-3	0-1 FC6-4 1-2f		5 1 1 0 0 0 4												
Todd Hollandsworth, L (1, 7) OBP: 0.395, SLG: 0.615			0-1 S 1B		1-0 1B SH1-4 1B		1-3 K FC1-2 3B 2-3 3-H		2-3 K	5 2 2 0 0 2 2												
Ben Petrick, R (1, 2) OBP: 0.154, SLG: 0.045			3-2 P6 1-2		1-3 K		1-1 E5 1B	4-2 3B BB	1-3 K	4 2 0 0 1 2 2												
Juan Uribe, R (1, 6) OBP: 0.308, SLG: 0.400			1-2 F7		0-0 SH1-4 1B 1-3		1-1 F3	0-0 FC4-2-5-3 3B 1-H 2-H 3-H	4-2 FC4-6 1B BB	4 0 2 3 1 0 2												
Pedro Astacio, R (1, 1) OBP: 0.143, SLG: 0.143			2-2 G4-3		1-2 SH1-4		0-1 1B 2-H	0-0 FC4-2-5-3	1-2 FC4-6 1B	2 0 1 2 0 0 1												
Mark Little, R (7, PH) OBP: 0.250, SLG: 0.250										1 0 0 0 0 0 1												
Mike Myers, L (7, 1)										0 0 0 0 0 0 0												
Joe Davenport, R (8, 1) OBP: 1.000, SLG: 1.000										1 0 1 0 0 0 0												
Jose Jimenez, R (9, 1)										0 0 0 0 0 0 0												
<b>Inning Stats</b>	R: 0 E: 0 K: 0 S: 13	H: 0 LOB: 2 BB: 1 P: 23	R: 0 E: 0 K: 0 S: 15	H: 1 LOB: 1 BB: 0 P: 21	R: 1 E: 0 K: 1 S: 11	H: 3 LOB: 1 BB: 0 P: 15	R: 1 E: 0 K: 1 S: 10	H: 2 LOB: 1 BB: 0 P: 14	R: 1 E: 0 K: 1 S: 7	H: 1 LOB: 0 BB: 0 P: 11	R: 1 E: 1 K: 1 S: 13	H: 1 LOB: 1 BB: 0 P: 18	R: 5 E: 0 K: 0 S: 14	H: 4 LOB: 1 BB: 2 P: 26	R: 0 E: 0 K: 0 S: 4	H: 0 LOB: 1 BB: 1 P: 8	R: 0 E: 0 K: 2 S: 12	H: 1 LOB: 2 BB: 1 P: 21	1B: 9 2B: 1 3B: 1 HR: 2	SF: 0 SAC: 1 DP: 0 HBP: 1	WP: 0 PB: 0 SB: 1 CS: 0	PA: 46
<b>PITCHER</b>	IP WLS BF H R ER SO BB IBB HBP BLK WP HR S P ERA WHIP																					
Bobby Jones, R (1, 1) ERA: 3.79	6.0 L 28 8 4 3 3 1 0 1 0 0 0 1 69 102 4.50 1.500																					
Brian Lawrence, R (7, 1) ERA: 12.27	2.0 13 4 5 5 0 3 0 0 0 0 0 1 18 34 22.50 3.500																					
Rodney Myers, R (9, 1) ERA: 5.79	1.0 5 1 0 0 2 1 0 0 0 0 0 0 12 21 0.00 2.000																					

Colorado Rockies @ San Diego Padres  
Qualcomm Stadium, San Diego, CA  
Tue Apr 17 2001, 10:05 PM EDT  
Att. 16,615 - Sunny - 70 F

livebaseballscorecards.com

AB	39
R	9
H	13
RBI	9
BB	5
SO	5
LOB	22







Batter	1	2	3	4	5	6	7	8	9	AB	R	H	RBI	BB	SO	LOB	TOP										
Todd Walker, L (1, 4) OBP: 0.382, SLG: 0.635	1-2 F7		2-2 HR 2B	2-2 L5-3 1B		0-0 F7		2-2 F7		5	1	2	0	0	0	0											
Jeff Cirillo, R (1, 5) OBP: 0.371, SLG: 0.566	2-1 BB HBP		0-0 HR 2-H	3-1 L5-3		2-1 G6-3			4-1 G3 BLK FC1-4-2 BB	3	1	1	2	1	0	1											
Larry Walker, L (1, 9) OBP: 0.444, SLG: 1.020	4-1 BB		0-0 WP 2B		2-0 G4-3	0-1 HR			2-2 G3	4	2	2	1	1	0	1											
17 Todd Helton, L (1, 3) OBP: 0.367, SLG: 0.560	2-3 K		4-0 WP 2B IBB		2-1 E4 BB 1B	1-1 G1-3			1-2 FC1-4-2 WP 1B	4	3	0	0	1	1	3											
Ron Gant, R (1, 7) OBP: 0.368, SLG: 0.606 Mark Little, R (7, 8) OBP: 0.308, SLG: 0.308	0-0 F8		4-0 2B SF5 BB		0-0 F7				2-1 1B	3	1	0	0	1	1	3											
Todd Hollandsworth, L (1, 8) OBP: 0.396, SLG: 0.605		2-2 G1-3	0-0 SF5 2B		4-0 1B BB				0-1 F8	4	0	1	2	1	1	1											
Brent Mayne, L (1, 2) OBP: 0.382, SLG: 0.452		1-2 G4-3	2-1 SF5		3-1 1B				2-2 F8	3	0	1	2	0	0	0											
Juan Uribe, R (1, 6) OBP: 0.300, SLG: 0.357		1-3 K	2-2 P5		4-0 FC6-4 IBB				0-0 F9	3	0	0	0	1	1	1											
Mike Hampton, R (1, 1) OBP: 0.167, SLG: 0.417 Kane Davis, R (9, 1)			0-2 L6		2-3 K				0-2 P4	4	0	0	0	0	1	3											
										0	0	0	0	0	0	0											
<b>Inning Stats</b>	R: 0 E: 0 K: 1 S: 9	H: 0 LOB: 2 BB: 1 P: 18	R: 0 E: 0 K: 1 S: 11	H: 0 LOB: 0 BB: 0 P: 15	R: 5 E: 0 K: 0 S: 16	H: 4 LOB: 1 BB: 2 P: 30	R: 0 E: 0 K: 1 S: 8	H: 1 LOB: 0 BB: 0 P: 15	R: 1 E: 1 K: 0 S: 8	H: 1 LOB: 3 BB: 2 P: 24	R: 1 E: 0 K: 0 S: 7	H: 1 LOB: 0 BB: 0 P: 10	R: 0 E: 0 K: 2 S: 11	H: 0 LOB: 0 BB: 0 P: 17	R: 0 E: 0 K: 0 S: 7	H: 0 LOB: 0 BB: 0 P: 9	R: 1 E: 0 K: 0 S: 12	H: 1 LOB: 1 BB: 1 P: 21	1B: 3 2B: 4 3B: 0 HR: 2	SF: 1 SAC: 0 DP: 1 HBP: 1	WP: 2 PB: 0 SB: 0 CS: 0	PA: 42					
<b>PITCHER</b>	IP	WLS	BF	H	R	ER	SO	BB	IBB	HBP	BLK	WP	HR	S	P	ERA	WHIP										
Adam Eaton, R (1, 1) ERA: 7.56	5.0	L	27	6	6	5	3	3	2	1	0	1	1	52	102	9.00	1.800										
Rodney Myers, R (6, 1) ERA: 4.7	3.0		10	1	1	1	2	0	0	0	0	0	1	25	36	3.00	0.333										
Tom Davey, R (9, 1) ERA: 5.06	1.0		5	1	1	1	0	1	0	0	1	1	0	12	21	9.00	2.000										

**Colorado Rockies @ San Diego Padres**  
**Qualcomm Stadium, San Diego, CA**  
 Wed Apr 18 2001, 10:05 PM EDT  
 Att. 17,040 - Cloudy - 66 F

<b>AB</b>	<b>34</b>
<b>R</b>	<b>8</b>
<b>H</b>	<b>8</b>
<b>RBI</b>	<b>8</b>
<b>BB</b>	<b>6</b>
<b>SO</b>	<b>5</b>
<b>LOB</b>	<b>13</b>



Batter	1	2	3	4	5	6	7	8	9	AB	R	H	RBI	BB	SO	LOB
Damian Jackson, R (1, 4) OBP: 0.397, SLG: 0.475	2-2 1B		3-3 K			4-2 1B BB		0-0 FC4-6 G5-3 1B		3	0	2	0	1	1	0
Mike Darr, L (1, 8) OBP: 0.442, SLG: 0.400	2-3 K			1-0 G3-1		2-2 F7		0-2 G5-3		4	0	0	0	0	1	3
Tony Gwynn, L (1, 9) OBP: 0.390, SLG: 0.447	0-2 F7			0-0 G1-3		0-1 1B		4-1 FC4-6 BB		3	0	1	0	0	0	1
Santiago Perez, S (7, 9) OBP: 0.478, SLG: 0.313										0	0	0	0	1	0	0
Phil Nevin, R (1, 5) OBP: 0.390, SLG: 0.588	2-3 K			3-3 K		1-0 F9		1-2 FC4-6		3	0	0	0	0	2	3
Dave Magadan, L (7, 5) OBP: 0.364, SLG: 0.300								1-2 FC4-6		1	0	0	0	0	0	2
Bubba Trammell, R (1, 7) OBP: 0.372, SLG: 0.457		0-0 G6-3			1-2 F9		4-2 BB		0-1 F9	3	0	0	0	1	0	0
Wiki Gonzalez, R (1, 2) OBP: 0.300, SLG: 0.333		0-1 G1-3			3-1 2B		0-0 F8		3-1 F8	4	0	1	0	0	0	1
Alex Arias, R (1, 3) OBP: 0.400, SLG: 0.467		0-1 G6-3			4-2 G3-6 BB		3-3 K		0-0 2B	3	0	1	0	1	1	1
Chris Gomez, R (1, 6) OBP: 0.235, SLG: 0.172			1-0 F9		1-0 G3-6-1		2-3 K2-3		1-3 K	4	0	0	0	0	2	4
Adam Eaton, R (1, 1) OBP: 0.333, SLG: 0.200			0-0 G6-3			0-0 F9		2-2 G6-3		1	0	0	0	0	0	0
Rodney Myers, R (6, 1)										1	0	0	0	0	0	0
Rickey Henderson, R (8, PH) OBP: 0.500, SLG: 0.500										1	0	0	0	0	0	0
Tom Davey, R (9, 1)										0	0	0	0	0	0	0

Inning Stats	R: 0	H: 1	E: 0	K: 2	S: 13	R: 0	H: 0	E: 0	K: 0	S: 5	R: 0	H: 0	E: 0	K: 1	S: 7	R: 0	H: 0	E: 0	K: 1	S: 6	R: 0	H: 1	E: 0	K: 0	S: 9	R: 0	H: 1	E: 0	K: 2	S: 10	R: 0	H: 0	E: 0	K: 2	S: 9	R: 0	H: 1	E: 0	K: 0	S: 11	R: 0	H: 1	E: 0	K: 1	S: 8	1B: 3	2B: 2	3B: 0	HR: 0	SF: 0	SAC: 0	DP: 1	HBP: 0	WP: 0	PB: 0	SB: 0	CS: 0	PA: 35
--------------	------	------	------	------	-------	------	------	------	------	------	------	------	------	------	------	------	------	------	------	------	------	------	------	------	------	------	------	------	------	-------	------	------	------	------	------	------	------	------	------	-------	------	------	------	------	------	-------	-------	-------	-------	-------	--------	-------	--------	-------	-------	-------	-------	--------

PITCHER	IP	WLS	BF	H	R	ER	SO	BB	IBB	HBP	BLK	WP	HR	S	P	ERA	WHIP
Mike Hampton, L (1, 1) ERA: 3.18	8.0	W	31	4	0	0	6	4	0	0	0	0	0	70	116	0.00	1.000
Kane Davis, R (9, 1) ERA: 5.87	1.0		4	1	0	0	1	0	0	0	0	0	0	8	12	0.00	1.000


**BOTTOM**

**Colorado Rockies @ San Diego Padres**  
Qualcomm Stadium, San Diego, CA

Wed Apr 18 2001, 10:05 PM EDT  
Att: 17,040 - Cloudy - 66 F

livebaseballscorecards.com

<b>AB</b>	<b>31</b>
<b>R</b>	<b>0</b>
<b>H</b>	<b>5</b>
<b>RBI</b>	<b>0</b>
<b>BB</b>	<b>4</b>
<b>SO</b>	<b>7</b>
<b>LOB</b>	<b>15</b>






Batter	1	2	3	4	5	6	7	8	9	AB R H RBI BB SO LOB	TOP											
Juan Pierre, L (1, 8) OBP: 0.405, SLG: 0.395	0-0 1B 17 G5-2-3		0-1 1B G6-3		1-1 1B E4	2-2 1B			1-0 1B G4-3 BLK	5 1 4 0 0 0 1												
Todd Walker, L (1, 4) OBP: 0.367, SLG: 0.596	0-1 1B 17 G5-2-3 BB		1-1 1B L6		2-2 1B F8	1-1 1B G4-3			3-2 1B G4-3	5 0 1 0 0 0 5												
Larry Walker, L (1, 9) OBP: 0.424, SLG: 0.943	4-1 1B 17 G5-2-3 BB		0-1 1B G6-3		0-3 1B K			0-2 1B F8	2-3 1B K	4 0 0 0 1 2 4												
17 Todd Helton, L (1, 3) OBP: 0.359, SLG: 0.528	1-2 1B G5-2-3			1-1 1B F9	4-1 1B IBB			1-0 1B G4-3		3 0 0 0 1 0 3												
Jeff Cirillo, R (1, 5) OBP: 0.364, SLG: 0.544	3-2 1B F8			1-3 1B K	2-2 1B			2-2 1B G5-3		4 0 1 2 0 1 2												
Todd Hollandsworth, L (1, 7) OBP: 0.385, SLG: 0.636				0-0 1B HR	0-0 1B P5			0-3 1B K		4 1 1 1 0 2 2												
Ben Petrick, R (1, 2) OBP: 0.200, SLG: 0.269				2-1 1B 2B		0-0 1B HR		1-3 1B K		4 1 2 1 0 2 0												
Juan Uribe, R (1, 6) OBP: 0.324, SLG: 0.375				0-0 1B		1-1 1B F8		2-3 1B K		4 0 2 0 0 1 0												
Denny Neagle, L (1, 1) OBP: 0.222, SLG: 0.250					0-1 1B E	1-3 1B K			0-0 1B P3	3 1 1 0 0 2 1												
John Wasdin, R (7, 1)										0 0 0 0 0 0 0												
Gabe White, L (8, 1)										0 0 0 0 0 0 0												
Terry Shumpert, R (9, PH) OBP: 0.313, SLG: 0.214										1 0 0 0 0 0 0												
Jose Jimenez, R (9, 1)										0 0 0 0 0 0 0												
<b>Inning Stats</b>	R: 0 E: 0 K: 0 S: 11	H: 2 LOB: 2 BB: 1 P: 19	R: 0 E: 0 K: 3 S: 12	H: 1 LOB: 1 BB: 0 P: 16	R: 0 E: 0 K: 0 S: 6	H: 1 LOB: 0 BB: 0 P: 7	R: 1 E: 0 K: 1 S: 9	H: 3 LOB: 2 BB: 0 P: 13	R: 2 E: 1 K: 1 S: 15	H: 2 LOB: 2 BB: 1 P: 24	R: 1 E: 0 K: 1 S: 11	H: 2 LOB: 1 BB: 0 P: 16	R: 0 E: 0 K: 0 S: 9	H: 0 LOB: 0 BB: 0 P: 12	R: 0 E: 0 K: 3 S: 10	H: 0 LOB: 0 BB: 0 P: 13	R: 0 E: 0 K: 1 S: 9	H: 1 LOB: 1 BB: 0 P: 15	1B: 8 2B: 2 3B: 0 HR: 2	SF: 0 SAC: 0 DP: 2 HBP: 0	WP: 0 PB: 0 SB: 1 CS: 0	PA: 39
<b>PITCHER</b>	IP WLS BF H R ER SO BB IBB HBP BLK WP HR S P ERA WHIP																					
Woody Williams, R (1, 1) ERA: 5.47	7.0 L 32 11 4 2 6 1 1 0 0 0 2 73 107 2.57 1.714																					
Jay Witasick, R (8, 1) ERA:	1.0 3 0 0 0 3 0 0 0 0 0 0 10 13 0.00 0.000																					
Kevin Walker, L (9, 1) ERA: 3.52	1.0 4 1 0 0 1 0 0 0 0 1 0 9 15 0.00 1.000																					

Colorado Rockies @ San Diego Padres  
Qualcomm Stadium, San Diego, CA  
Thu Apr 19 2001, 5:05 PM EDT  
Att. 15,896 - Cloudy - 69 F

livebaseballscorecards.com

AB	37
R	4
H	12
RBI	4
BB	2
SO	10
LOB	18



Batter	1	2	3	4	5	6	7	8	9	AB	R	H	RBI	BB	SO	LOB
Rickey Henderson, R OBP: 0.167, SLG: 0.167 (1, 7)	1-2 G6-3 ①		1-3 K ②		2-2 F6 ③			3-2 F3 ①		4	0	0	0	0	1	0
Damian Jackson, R OBP: 0.389, SLG: 0.476 (1, 4)	3-2 F7 ②		2-2 F8 ③			0-1 2B		1-3 K ②		4	0	1	0	0	1	0
Ryan Klesko, L OBP: 0.328, SLG: 0.245 (1, 3)	3-2 2B			4-2 1B BB		4-1 BB		1-2 1B		2	0	2	0	2	0	0
Phil Nevin, R OBP: 0.365, SLG: 0.545 (1, 5)	2-2 F8 ③			1-3 K ①		0-1 P3 ①		2-3 K ③		4	0	0	0	0	2	5
Bubba Trammell, R OBP: 0.340, SLG: 0.410 (1, 9)		0-0 G1-3 ①		1-3 K ②		1-3 K ②		1-3 K ①		4	0	0	0	0	3	3
Mike Darr, L OBP: 0.446, SLG: 0.408 (1, 8)		1-1 F7 ②		0-0 1-2 1B		2-2 G4-3 ③		1-2 1B 1B		4	0	2	0	0	0	2
Ben Davis, S OBP: 0.410, SLG: 0.484 (1, 2)		4-2 BB		2-1 F7 ③			0-2 F9 ①		2-3 K ②	3	0	0	0	1	1	3
Chris Gomez, R OBP: 0.216, SLG: 0.156 Santiago Perez, S OBP: 0.500, SLG: 0.353 (1, 6) (9, PH)		0-0 F9 ③		0-0 F8 ①		0-2 F8 ②		0-1 1-2 1B		3	0	0	0	0	0	1
Woody Williams, R OBP: 0.100, SLG: 0.222 Dave Magadan, L OBP: 0.333, SLG: 0.273 Jay Witasick, R Kevin Walker, L Tony Gwynn, L OBP: 0.381, SLG: 0.436 (1, 1) (7, PH) (8, 1) (9, 1) (9, PH)			1-3 K ①		3-2 P5 ②		2-2 F8 ③		1-1 F8 ③	2	0	0	0	0	1	0
										1	0	0	0	0	0	0
										0	0	0	0	0	0	0
										0	0	0	0	0	0	0
										1	0	0	0	0	0	2

Inning Stats	R: 0	H: 1	E: 0	K: 13	S: 13	H: 0	LOB: 1	BB: 0	P: 22	R: 0	H: 0	E: 0	K: 0	S: 6	R: 0	H: 0	E: 0	K: 2	S: 11	R: 0	H: 1	E: 0	K: 2	S: 14	R: 0	H: 0	E: 0	K: 0	S: 8	R: 0	H: 1	E: 0	K: 1	S: 13	R: 0	H: 0	E: 0	K: 0	S: 11	R: 0	H: 1	E: 0	K: 2	S: 14	R: 0	H: 1	E: 0	K: 2	S: 14	R: 0	H: 2	E: 0	K: 2	S: 14	R: 0	H: 2	E: 0	K: 2	S: 14	1B: 4	SF: 0	2B: 2	SAC: 0	3B: 0	DP: 0	HR: 0	HBP: 0	WP: 0	PA: 36
--------------	------	------	------	-------	-------	------	--------	-------	-------	------	------	------	------	------	------	------	------	------	-------	------	------	------	------	-------	------	------	------	------	------	------	------	------	------	-------	------	------	------	------	-------	------	------	------	------	-------	------	------	------	------	-------	------	------	------	------	-------	------	------	------	------	-------	-------	-------	-------	--------	-------	-------	-------	--------	-------	--------


PITCHER	IP	WLS	BF	H	R	ER	SO	BB	IBB	HBP	BLK	WP	HR	S	P	ERA	WHIP
Denny Neagle, L ERA: 3.27 (1, 1)	6.0	W	24	3	0	0	5	3	0	0	0	0	0	65	103	0.00	1.000
John Wasdin, R ERA: 10.57 (7, 1)	1.0		3	0	0	0	0	0	0	0	0	0	0	11	13	0.00	0.000
Gabe White, L ERA: 5.14 (8, 1)	1.0		4	1	0	0	2	0	0	0	0	0	0	14	21	0.00	1.000
Jose Jimenez, R ERA: 5.4 (9, 1)	1.0		5	2	0	0	2	0	0	0	0	0	0	14	19	0.00	2.000

**BOTTOM**

**Colorado Rockies @ San Diego Padres**  
Qualcomm Stadium, San Diego, CA

Thu Apr 19 2001, 5:05 PM EDT  
Att: 15,896 - Cloudy - 69 F

<b>AB</b>	<b>33</b>
<b>R</b>	<b>0</b>
<b>H</b>	<b>6</b>
<b>RBI</b>	<b>0</b>
<b>BB</b>	<b>3</b>
<b>SO</b>	<b>9</b>
<b>LOB</b>	<b>16</b>





Batter	1	2	3	4	5	6	7	8	9	AB R H RBI BB SO LOB	TOP		
Rickey Henderson, R OBP: 0.200, SLG: 0.200 (1, 7) C X	0-1 FC1-6 1B		2-1 G6-3		0-1 G1-6-3			1-3 K		4 0 1 0 0 1 2			
Tony Gwynn, L OBP: 0.378, SLG: 0.429 Chris Gomez, R OBP: 0.211, SLG: 0.152 (1, 9) B C X (6, 6)	2-1 FC1-6 BLK 2B 1-2f		1-1 G4-3		1-0 1B		1-3 K		3 1 1 0 0 0 1 1 0 0 0 0 1 0				
Ryan Klesko, L OBP: 0.323, SLG: 0.245 (1, 3) C X	0-1 F2			2-3 K		0-0 G6-4-3 1B		0-0 G3		4 0 1 0 0 1 1			
Phil Nevin, R OBP: 0.358, SLG: 0.542 (1, 5) C B S F T B X	2-2 1-H 2B		1-3 K		2-2 G6-4-3 1-2f		0-0 P1		4 0 1 1 0 1 1				
Mike Darr, L OBP: 0.417, SLG: 0.377 (1, 8) X	0-0 G3		2-3 K		2-3 K		2-3 K		4 0 0 0 0 3 1				
Santiago Perez, S OBP: 0.536, SLG: 0.333 (1, 6) (6, 9)		2-2 F5		4-2 CS BB		4-2 HBP BB		4-1 BB		1 0 0 0 3 0 0			
Damian Jackson, R OBP: 0.395, SLG: 0.470 (1, 4)		0-2 G4-3		1 SAFE 0-1 1B 1-2 1B		1-0 1-2 HBP		0-0 F8		3 0 1 0 0 0 1			
Wiki Gonzalez, R OBP: 0.303, SLG: 0.333 (1, 2)		2-3 K		2-2 S 1B 1-3 1B		2-3 K				3 0 1 0 0 2 2			
Brian Tollberg, R Brian Lawrence, R Dave Magadan, L OBP: 0.308, SLG: 0.250 Jay Witasick, R (7, 1) (1, 1) (6, 1) (7, PH) (7, 1)			1-3 K		0-3 K 1-2		1-1 G3			2 0 0 0 0 2 2 0 0 0 0 0 0 0 1 0 0 0 0 0 2 0 0 0 0 0 0 0			
<b>Inning Stats</b>	R: 1 H: 2 E: 0 LOB: 1 K: 0 BB: 0 S: 12 P: 16	R: 0 H: 0 E: 0 LOB: 0 K: 1 BB: 0 S: 9 P: 13	R: 0 H: 0 E: 0 LOB: 0 K: 1 BB: 0 S: 8 P: 12	R: 0 H: 0 E: 0 LOB: 0 K: 3 BB: 0 S: 9 P: 14	R: 0 H: 2 E: 0 LOB: 2 K: 1 BB: 1 S: 15 P: 21	R: 0 H: 2 E: 0 LOB: 0 K: 0 BB: 0 S: 5 P: 8	R: 0 H: 0 E: 0 LOB: 2 K: 2 BB: 1 S: 11 P: 21	R: 0 H: 0 E: 0 LOB: 0 K: 1 BB: 0 S: 9 P: 11	R: 0 H: 0 E: 0 LOB: 1 K: 1 BB: 1 S: 6 P: 11	1B: 5 SF: 0 2B: 1 SAC: 0 3B: 0 DP: 1 HR: 0 HBP: 1	WP: 0 PA: 34 PB: 0 SB: 1 CS: 1		
<b>PITCHER</b>	IP WLS BF H R ER SO BB IBB HBP BLK WP HR S P ERA WHIP											<b>PITCHER</b>	IP WLS BF H R ER SO BB IBB HBP BLK WP HR S P ERA WHIP
Kevin Brown, R ERA: 0.93 (1, 1)	6.1 W 25 6 1 1 7 2 0 1 1 0 0 63 96 1.42 1.263												
Gregg Olson, R ERA: 1.59 (7, 1)	0.2 H 2 0 0 0 1 0 0 0 0 0 0 6 9 0.00 0.000												
Mike Fetters, R ERA: 1.8 (8, 1)	1.0 H 3 0 0 0 2 0 0 0 0 0 0 9 11 0.00 0.000												
Jeff Shaw, R ERA: 4.5 (9, 1)	1.0 S 4 0 0 0 1 1 0 0 0 0 0 6 11 0.00 1.000												

San Diego Padres @ Los Angeles Dodgers  
Dodger Stadium, Los Angeles, CA  
Fri Apr 20 2001, 7:10 PM PDT  
Att. 34,368 - Cloudy - 54 F

AB	30
R	1
H	6
RBI	1
BB	3
SO	11
LOB	13



Batter	1	2	3	4	5	6	7	8	9
Tom Goodwin, L (1, 8) OBP: 0.234, SLG: 0.318	1-2 F8		2-2 G3-1			4-1 1B BB	4-0 1B BB		
Mark Grudzielanek, R (1, 4) OBP: 0.382, SLG: 0.609	1-1 F8			2-0 G1-3		1-1 1B BB	0-3 K		
Gary Sheffield, R (1, 7) OBP: 0.444, SLG: 0.722	0-1 G6-3			1-0 G1-3		0-0 BB 1B	1-0		
Marquis Grissom, R (9, 7) OBP: 0.194, SLG: 0.417						1-2 2-H 1B	2-H 1B		
Shawn Green, L (1, 9) OBP: 0.338, SLG: 0.516		2-1 FC1-5 2B		1-3 K		1-0 BB 1B	3-3 K		
Chris Donnels, L (1, 3) OBP: 0.237, SLG: 0.235		3-2 FC1-5			0-2 L8	0-0 L8		1-0 G4-3	
Phil Hiatt, R (1, 5) OBP: 0.242, SLG: 0.355		0-3 K			0-1 F9	0-3 K		2-1 G5-3	
Chad Kreuter, S (1, 2) OBP: 0.333, SLG: 0.286		3-2 F7			4-1 1B BB	4-0 1-2 2-3 BB		4-0 BB	
Alex Cora, L (1, 6) OBP: 0.227, SLG: 0.341			1-3 K		3-1 1B	2-2 F7		2-3 K	
Kevin Brown, R (1, 1)			0-3 K				2-3 K		
Gregg Olson, R (7, 1)									
Hiram Bocachica, R (7, PH) OBP: 0.368, SLG: 0.471									
Mike Fetters, R (8, 1)									
Jeff Shaw, R (9, 1)									

AB	R	H	RBI	BB	SO	LOB
2	2	0	0	2	0	0
4	1	1	0	0	1	1
4	0	2	2	0	0	0
0	0	0	0	0	0	0
4	0	2	1	0	2	1
4	0	0	0	0	0	3
4	0	0	0	0	2	3
1	0	0	0	3	0	1
4	0	1	0	0	2	4
2	0	0	0	0	2	2
0	0	0	0	0	0	0
1	0	0	0	0	1	0
0	0	0	0	0	0	0
0	0	0	0	0	0	0

**BOTTOM**

**San Diego Padres @ Los Angeles Dodgers**  
 Dodger Stadium, Los Angeles, CA

Fri Apr 20 2001, 7:10 PM PDT  
 Att: 34,368 - Cloudy - 54 F

livebaseballscorecards.com

AB	30
R	3
H	6
RBI	3
BB	5
SO	10
LOB	15



Inning	R	H	E	K	S	H	LOB	BB	P
1	0	0	0	0	8	1	1	0	10
2	0	0	0	1	12	1	0	0	20
3	0	0	0	2	9	0	0	0	12
4	0	0	0	1	5	0	0	0	9
5	0	1	0	1	11	2	1	1	19
6	2	3	0	1	12	3	2	2	24
7	1	1	0	3	13	1	1	1	23
8	0	0	0	0	7	0	1	1	16
9	0	0	0	0	0	0	0	0	0

PITCHER	IP	WLS	BF	H	R	ER	SO	BB	IBB	HBP	BLK	WP	HR	S	P	ERA	WHIP
Brian Tollberg, R (1, 1) ERA: 3.32	5.0	L	22	5	2	2	5	2	0	0	0	0	0	50	81	3.60	1.400
Brian Lawrence, R (6, 1) ERA: 9.64	1.0		4	0	0	0	1	1	0	0	0	0	0	7	13	0.00	1.000
Jay Witasick, R (7, 1) ERA: 0.71	2.0		9	1	1	1	4	2	0	0	0	0	0	20	39	4.50	1.500

WP	PA	ERA	WHIP
0	35		
0			
1			
0			



Batter	1	2	3	4	5	6	7	8	9	AB R H RBI BB SO LOB	TOP											
Rickey Henderson, R OBP: 0.214, SLG: 0.154 Rodney Myers, R (7, 1) Alex Arias, R OBP: 0.400, SLG: 0.467 (8, 5)	3-2 1B G4-6-3 HBP		0-1 G1-3		3-2 E1		0-2 G6-3			3 1 0 0 0 0 1 0 0 0 0 0 0 0 0 0 0 0 0 0 0	<b>San Diego Padres @ Los Angeles Dodgers</b> Dodger Stadium, Los Angeles, CA Sat Apr 21 2001, 7:10 PM PDT Att. 30,295 - Sunny - 59 F											
Damian Jackson, R OBP: 0.388, SLG: 0.457 (1, 4)	1-1 1-3 1B G4-6-3		2-0 G3		2-3 K			0-2 G1-3		4 0 1 0 0 1 1												
Ryan Klesko, L OBP: 0.333, SLG: 0.316 (1, 3)	0-1 G4-6-3 1-2f 3-H		0-2 1B CS 1B		1-1 HR			1-0 G1-3		4 1 2 1 0 0 1												
Dave Magadan, L OBP: 0.294, SLG: 0.250 Trevor Hoffman, R (8, 1)	1-3 K		1-0 1-3 1B		2-1 L9			1-1 G4-3		4 0 1 0 0 1 0 0 0 0 0 0 0 0												
Mike Darr, L OBP: 0.406, SLG: 0.368 (1, 8)		1-2 1B FC1-2-5 1B	2-2 CS	2-3 K	2-3 K			1-1 G1-3		4 0 1 0 0 2 0												
Bubba Trammell, R OBP: 0.333, SLG: 0.395 (1, 9)		0-1 1-3 1B FC1-2-5		2-1 P6	0-2 P4			0-2 F9		4 0 1 0 0 0 0												
Ben Davis, S OBP: 0.395, SLG: 0.457 (1, 2)		2-3 K		1-1 F7			2-1 G3 1B	2-3 K		4 0 1 0 0 2 2												
Donaldo Mendez, R OBP: 0.333, SLG: 0.409 (1, 6)		1-0 1-3 3-H FC1-2-5		2-2 G4-3			2-3 K			3 0 0 0 0 1 3												
Kevin Jarvis, L OBP: 0.333, SLG: 0.500 Santiago Perez, S OBP: 0.517, SLG: 0.316 (7, PH) (8, 7)		2-2 P4		0-0 G6-3			2-2 G3			2 0 0 0 0 0 2 1 0 0 0 0 0 1												
<b>Inning Stats</b>	R: 1 E: 0 K: 1 S: 10	H: 1 LOB: 0 BB: 0 P: 15	R: 0 E: 0 K: 1 S: 13	H: 2 LOB: 2 BB: 0 P: 19	R: 0 E: 0 K: 0 S: 10	H: 0 LOB: 1 BB: 0 P: 15	R: 0 E: 0 K: 1 S: 7	H: 0 LOB: 0 BB: 0 P: 12	R: 0 E: 1 K: 1 S: 11	H: 0 LOB: 1 BB: 0 P: 18	R: 1 E: 0 K: 1 S: 12	H: 1 LOB: 0 BB: 0 P: 17	R: 0 E: 0 K: 1 S: 12	H: 1 LOB: 1 BB: 0 P: 18	R: 0 E: 0 K: 0 S: 6	H: 0 LOB: 0 BB: 0 P: 8	R: 0 E: 0 K: 1 S: 8	H: 0 LOB: 0 BB: 0 P: 11	1B: 6 2B: 0 3B: 0 HR: 1	SF: 0 SAC: 0 DP: 1 HBP: 1	WP: 0 PB: 0 SB: 1 CS: 1	PA: 35
<b>PITCHER</b>	IP WLS BF H R ER SO BB IBB HBP BLK WP HR S P ERA WHIP																					
Luke Prokopec, R ERA: 1.98 (1, 1)	6.0 W 24 6 2 2 5 0 0 1 0 0 1 63 96 3.00 1.000																					
Terry Adams, R ERA: 1.5 (7, 1)	2.0 H 7 1 0 0 1 0 0 0 0 0 0 18 26 0.00 0.500																					
Jeff Shaw, R ERA: 4.0 (9, 1)	1.0 S 3 0 0 0 1 0 0 0 0 0 0 8 11 0.00 0.000																					

livebaseballscorecards.com

<b>AB</b>	<b>33</b>
<b>R</b>	<b>2</b>
<b>H</b>	<b>7</b>
<b>RBI</b>	<b>1</b>
<b>BB</b>	<b>0</b>
<b>SO</b>	<b>7</b>
<b>LOB</b>	<b>11</b>



Batter	1	2	3	4	5	6	7	8	9
Tom Goodwin, L (1, 8) OBP: 0.235, SLG: 0.354	0-3 K		0-2 G4-6-3		0-0 1B		2-1 G3		
Mark Grudzielanek, R (1, 4) OBP: 0.375, SLG: 0.588	0-0 F8		1-1 F7		1-1 1B		1-1 L6		
Gary Sheffield, R (1, 7) OBP: 0.461, SLG: 0.719 Jeff Shaw, R (9, 1)	4-2 BB			0-0 CS	0-0 1B			1-0 L7	
Shawn Green, L (1, 9) OBP: 0.320, SLG: 0.493	3-2 G4-3			1-2 F7	3-2 SF7			1-0 F9	
Chris Donnels, L (1, 3) OBP: 0.262, SLG: 0.243		0-3 K		0-1 1B	0-1 G1-3			4-2 BB	
Hiram Bocachica, R (1, 5) OBP: 0.364, SLG: 0.550 Terry Adams, R (7, 1) Marquis Grissom, R (8, PH) OBP: 0.189, SLG: 0.405		2-2 3B		2-2 G6-3		3-2 G6-3		3-2 F8	
Angel Pena, R (1, 2) OBP: 0.200, SLG: 0.200		0-0 P4			0-0 G3-4	1-1 G1-3			
Alex Cora, L (1, 6) OBP: 0.234, SLG: 0.341		1-2 G1-3			1-2 G3-4	0-0 G1-3			
Luke Prokopec, L (1, 1) OBP: 0.250, SLG: 0.250 Phil Hiatt, R (7, 5) OBP: 0.235, SLG: 0.344			1-0 G4-6-3		0-1 G3-4		1-0 P4		

Inning Stats	R: 0	H: 0	E: 0	K: 1	S: 11	R: 0	H: 1	E: 0	K: 1	S: 10	R: 0	H: 1	E: 0	K: 0	S: 7	R: 0	H: 2	E: 0	K: 0	S: 9	R: 4	H: 5	E: 0	K: 0	S: 16	R: 0	H: 0	E: 0	K: 0	S: 9	R: 0	H: 0	E: 0	K: 0	S: 5	R: 0	H: 0	E: 0	K: 0	S: 7
	LOB: 1	BB: 1	LOB: 1	BB: 0	P: 18	LOB: 1	BB: 0	LOB: 0	BB: 0	P: 13	LOB: 0	BB: 0	LOB: 0	BB: 0	P: 9	LOB: 1	BB: 1	LOB: 0	BB: 0	P: 12	LOB: 0	BB: 0	LOB: 1	BB: 0	P: 21	LOB: 0	BB: 0	LOB: 0	BB: 0	P: 13	LOB: 0	BB: 0	LOB: 1	BB: 1	P: 16					

PITCHER	IP	WLS	BF	H	R	ER	SO	BB	IBB	HBP	BLK	WP	HR	S	P	ERA	WHIP
Kevin Jarvis, R (1, 1) ERA: 8.24	6.0	L	26	9	4	4	2	1	0	0	0	0	0	62	86	6.00	1.667
Rodney Myers, R (7, 1) ERA: 4.15	1.0		3	0	0	0	0	0	0	0	0	0	0	5	9	0.00	0.000
Trevor Hoffman, R (8, 1) ERA: 2.84	1.0		4	0	0	0	0	1	0	0	0	0	0	7	16	0.00	1.000

**BOTTOM**

**San Diego Padres @ Los Angeles Dodgers**  
Dodger Stadium, Los Angeles, CA

Sat Apr 21 2001, 7:10 PM PDT  
Att: 30,295 - Sunny - 59 F

AB	R	H	RBI	BB	SO	LOB
4	1	1	2	0	1	1
4	1	1	1	0	0	0
3	0	2	0	1	0	0
0	0	0	0	0	0	0
3	0	0	1	0	0	2
3	0	1	0	1	1	1
3	0	1	0	0	0	1
0	0	0	0	0	0	0
1	0	0	0	0	0	1
3	1	1	0	0	0	1
3	1	1	0	0	0	1
2	0	1	0	0	0	2
1	0	0	0	0	0	0

AB	30
R	4
H	9
RBI	4
BB	2
SO	2
LOB	10

WP: 0 PA: 33  
PB: 0  
SB: 0  
CS: 1



PITCHER	IP	WLS	BF	H	R	ER	SO	BB	IBB	HBP	BLK	WP	HR	S	P	ERA	WHIP
Kevin Jarvis, R (1, 1) ERA: 8.24	6.0	L	26	9	4	4	2	1	0	0	0	0	0	62	86	6.00	1.667
Rodney Myers, R (7, 1) ERA: 4.15	1.0		3	0	0	0	0	0	0	0	0	0	0	5	9	0.00	0.000
Trevor Hoffman, R (8, 1) ERA: 2.84	1.0		4	0	0	0	0	1	0	0	0	0	0	7	16	0.00	1.000





Batter	1	2	3	4	5	6	7	8	9	10	11	AB	R	H	RBI	BB	SO	LOB	BOTTOM							
<b>Marquis Grissom, R</b> OBP: 0.256, SLG: 0.465 (1, 8)	1-1 S 1B 2B		1-1 F7		0-2 E S 1B			2-2 1B WP 1B	1-1 1B		0-1 F9	6	1	4	0	0	0	1								
<b>Mark Grudzielanek, R</b> OBP: 0.346, SLG: 0.541 (1, 4)	0-1 P4		1-1 G5-3		1-2 L4			2-3 K	2-3 K		1-1 G1-6-3	6	0	0	0	0	2	5								
<b>Gary Sheffield, R</b> OBP: 0.439, SLG: 0.661 (1, 7)	2-2 G6-3		1-0 G6-3		2-0 G6-3			4-1 1B BB	1-2 F6		0-1 F8	5	0	0	0	1	0	4								
<b>Shawn Green, L</b> OBP: 0.363, SLG: 0.563 (1, 9)	3-2 2-H 1B			3-2 HR			4-1 CS BB	1-0 G6-4-3 1B		0-0 E 1B 1B		4	1	4	2	1	0	0								
<b>Eric Karros, R</b> OBP: 0.282, SLG: 0.456 (1, 3)	2-3 K			0-0 HR			2-3 K	1-2 G6-4-3		1-1 E 1B		5	1	2	1	0	2	5								
<b>Chris Donnels, L</b> OBP: 0.255, SLG: 0.220 (1, 5)		1-1 F8		3-3 K			0-0 F9		1-2 E7 WP HR	1-1 SAFE IBB		4	1	0	0	1	1	0								
<b>Chad Kreuter, S</b> OBP: 0.281, SLG: 0.231 (1, 2)		0-1 F7		2-3 K			3-3 K	3-3 K	0-3 K HR	0-3 K		5	1	0	0	0	4	4								
<b>Alex Cora, L</b> OBP: 0.220, SLG: 0.319 (1, 6)		1-1 G1-3		0-2 F9			0-2 G4-3	0-2 G4-3	0-3 K	0-3 K		3	0	0	0	0	0	0								
<b>Angel Pena, R</b> OBP: 0.182, SLG: 0.182 (9, PH)												1	0	0	0	0	1	2								
<b>Matt Herges, L</b> (10, 1)												0	0	0	0	0	0	0								
<b>Tom Goodwin, L</b> OBP: 0.231, SLG: 0.347 (10, PH)												1	0	0	0	0	1	3								
<b>Jeff Shaw, R</b> (11, 1)												0	0	0	0	0	0	0								
<b>37 Darren Dreifort, R</b> OBP: 0.376, SLG: 0.625 (7, PH)			1-1 2B		1-0 G1-3			2-2 L6	1-1 1-H 3-H HR	1-3 K		2	0	1	0	0	0	0								
<b>Hiram Garcia, R</b> OBP: 0.348, SLG: 0.524 (8, 1)												1	0	0	0	0	0	0								
<b>Mike Fetters, R</b> (8, 1)												0	0	0	0	0	0	0								
<b>Gregg Olson, R</b> (9, 1)												0	0	0	0	0	0	0								
<b>Jeff Reboulet, R</b> OBP: 0.455, SLG: 0.471 (9, PH)												0	0	0	0	0	0	0								
<b>Jeff Shaw, R</b> (10, 6)												2	1	1	3	0	1	3								
<b>Inning Stats</b>	R: 1 E: 0 K: 1 S: 13	H: 2 LOB: 1 BB: 0 P: 21	R: 0 E: 0 K: 0 S: 6	H: 0 LOB: 0 BB: 0 P: 8	R: 0 E: 0 K: 0 S: 7	H: 1 LOB: 1 BB: 0 P: 11	R: 2 E: 0 K: 2 S: 13	H: 2 LOB: 0 BB: 0 P: 21	R: 0 E: 0 K: 0 S: 9	H: 1 LOB: 1 BB: 0 P: 13	R: 0 E: 0 K: 1 S: 6	H: 0 LOB: 0 BB: 1 P: 12	R: 0 E: 0 K: 1 S: 9	H: 0 LOB: 0 BB: 0 P: 14	R: 0 E: 0 K: 1 S: 11	H: 2 LOB: 2 BB: 1 P: 21	R: 3 E: 1 K: 3 S: 19	H: 2 LOB: 1 BB: 0 P: 25	R: 0 E: 1 K: 3 S: 15	H: 2 LOB: 3 BB: 1 P: 21	R: 0 E: 0 K: 0 S: 6	H: 0 LOB: 0 BB: 0 P: 7	1B: 7 2B: 2 3B: 0 HR: 3	SF: 0 SAC: 0 DP: 1 HBP: 0	WP: 2 PB: 0 SB: 2 CS: 1	PA: 48
<b>PITCHER</b>	IP	WLS	BF	H	R	ER	SO	BB	IBB	HBP	BLK	WP	HR	S	P	ERA	WHIP									
<b>Bobby Jones, R</b> ERA: 3.81 (1, 1)	7.0		27	6	3	3	5	1	0	0	0	0	2	63	100	3.86	1.000									
<b>Tom Davey, R</b> ERA: 4.76 (8, 1)	0.1	H	3	1	0	0	1	1	0	0	0	1	0	7	15	0.00	6.000									
<b>Trevor Hoffman, R</b> ERA: 4.5 (8, 1)	1.2	B	9	3	3	2	3	0	0	0	0	1	1	23	31	10.80	1.800									
<b>Jay Witasick, R</b> ERA: 0.66 (10, 1)	1.0	W	6	2	0	0	3	0	1	0	0	0	0	15	21	0.00	2.000									
<b>Rodney Myers, R</b> ERA: 3.72 (11, 1)	1.0	S	3	0	0	0	0	0	0	0	0	0	0	6	7	0.00	0.000									

**San Diego Padres @ Los Angeles Dodgers**  
 Dodger Stadium, Los Angeles, CA  
 Sun Apr 22 2001, 1:10 PM PDT  
 Att: 31,040 - Sunny - 69 F

AB	45
R	6
H	12
RBI	6
BB	3
SO	12
LOB	27





Batter	1	2	3	4	5	6	7	8	9	AB R H RBI BB SO LOB	TOP											
Doug Glanville, R (1, 8) OBP: 0.278, SLG: 0.434	0-3 K		2-1 F9		1-2 G4-3			0-1 G3		4 0 0 0 0 1 0	<b>Philadelphia Phillies @ San Diego Padres</b> Qualcomm Stadium, San Diego, CA Mon Apr 23 2001, 10:05 PM EDT Att. 42,932 - Sunny - 71 F											
11 Jimmy Rollins, S (1, 6) OBP: 0.364, SLG: 0.348	2-2 WP 1B HBP		1-1 G4-3			3-1 G1-3 E 1B		2-2 3B		3 2 2 0 0 0 0												
Scott Rolen, R (1, 5) OBP: 0.329, SLG: 0.385	2-1 F8		2-2 HR			1 SAFE 0-1 G1-3		4-1 CS BB		3 1 1 1 1 0 2												
Bobby Abreu, L (1, 9) OBP: 0.350, SLG: 0.485	2-2 CS 1B 2-H		3-3 K			2-3 K		3-3 K 1-2		4 0 1 1 0 3 3												
Mike Lieberthal, R (1, 2) OBP: 0.338, SLG: 0.317	1-2 CS 1-2	0-1 HR 1B		1-0 F3		1-2 1B 3-H		3-1 F2		4 1 2 1 0 0 0												
Travis Lee, L (1, 3) OBP: 0.373, SLG: 0.361		2-0 HR 1-H		1-1 F8		1-3 K		3-2 G4-3		4 1 1 2 0 1 1												
Pat Burrell, R (1, 7) OBP: 0.311, SLG: 0.373		3-2 F9		0-0 F7			1-3 K	1-3 K		4 0 0 0 0 2 0												
Marlon Anderson, L (1, 4) OBP: 0.286, SLG: 0.240		1-1 F7			3-2 L5		1-2 G1-3			3 0 0 0 0 0 0												
Bruce Chen, L (1, 1)		0-0 G1-3			1-3 K		0-3 K			2 0 0 0 0 1 0												
Vicente Padilla, R (6, 1)										1 0 0 0 0 1 0												
Rheal Cormier, L (8, 1)										0 0 0 0 0 0 0												
Ricky Bottalico, L (8, 1)										0 0 0 0 0 0 0												
<b>Inning Stats</b>	R: 1 E: 0 K: 1 S: 13	H: 1 LOB: 0 BB: 0 P: 20	R: 2 E: 0 K: 0 S: 11	H: 2 LOB: 0 BB: 0 P: 17	R: 1 E: 0 K: 1 S: 12	H: 1 LOB: 0 BB: 0 P: 20	R: 0 E: 0 K: 0 S: 4	H: 0 LOB: 0 BB: 0 P: 6	R: 0 E: 0 K: 1 S: 9	H: 0 LOB: 0 BB: 0 P: 14	R: 1 E: 1 K: 2 S: 15	H: 2 LOB: 1 BB: 0 P: 22	R: 0 E: 0 K: 2 S: 10	H: 0 LOB: 0 BB: 0 P: 12	R: 0 E: 0 K: 1 S: 9	H: 1 LOB: 2 BB: 1 P: 18	R: 0 E: 0 K: 1 S: 10	H: 0 LOB: 0 BB: 0 P: 17	1B: 4 2B: 1 3B: 1 HR: 2	SF: 0 SAC: 0 DP: 1 HBP: 1	WP: 1 PB: 0 SB: 0 CS: 2	PA: 35
<b>PITCHER</b>	IP WLS BF H R ER SO BB IBB HBP BLK WP HR S P ERA WHIP												<b>PITCHER</b>	IP WLS BF H R ER SO BB IBB HBP BLK WP HR S P ERA WHIP								
Adam Eaton, R (1, 1) ERA: 7.23	7.0 L 27 6 5 5 7 0 0 1 0 1 2 74 111 6.43 0.857																					
Brian Lawrence, R (8, 1) ERA: 6.75	2.0 7 1 0 0 2 1 0 0 0 0 0 19 35 0.00 1.000																					

livebaseballscorecards.com

AB	32
R	5
H	7
RBI	5
BB	1
SO	9
LOB	6



Batter	1	2	3	4	5	6	7	8	9	AB R H RBI BB SO LOB
Rickey Henderson, R (1, 7) OBP: 0.200, SLG: 0.111	0-1 F9		1-1 G3-1		4-2 BB		0-2 G6-3		3-2 F9	4 0 0 0 1 0 1
Damian Jackson, R (1, 4) OBP: 0.365, SLG: 0.427	3-2 G5-3		0-3 K		0-0 F9			1-2 G6-3	1-3 K	5 0 0 0 0 2 1
Ryan Klesko, L (1, 3) OBP: 0.333, SLG: 0.369	2-3 K			0-1 G3	2-2 P3			4-2 E BB		3 1 0 0 1 1 1
Phil Nevin, R (1, 5) OBP: 0.368, SLG: 0.537		0-3 K		0-0 E 2B		0-2 1B		1-3 K		4 0 2 0 0 2 1
Bubba Trammell, R (1, 9) OBP: 0.367, SLG: 0.510		2-2 HR		1-1 E5 BB		1-1 1B		1-2 E9 2B		4 2 3 2 0 0 1
Mike Darr, L (1, 8) OBP: 0.425, SLG: 0.391		4-0 BB		4-2 1B		0-0 G4-6-3		1-0 FC5 2B		2 0 1 1 2 0 1
Ben Davis, S (1, 2) OBP: 0.383, SLG: 0.421		3-1 P5		3-3 K			2-2 G6-3	4-2 FC5 BB		3 0 0 0 1 1 4
Donaldo Mendez, R (1, 6) OBP: 0.313, SLG: 0.345		1-3 K		2-3 K			2-2 FC4-6 1B	1-0 FC5		3 0 1 0 0 2 4
Wiki Gonzalez, R (8, PH) OBP: 0.308, SLG: 0.417								1-2 2-3f		1 0 0 0 0 0 2
Chris Gomez, R (9, 6) OBP: 0.211, SLG: 0.152										0 0 0 0 0 0 0
Adam Eaton, R (1, 1) OBP: 0.250, SLG: 0.143			2-3 K		3-2 G6-3		0-0 FC4-6		3-2 F8	2 0 0 0 0 1 0
Dave Magadan, L (7, PH) OBP: 0.278, SLG: 0.235										1 0 0 0 0 0 1
Brian Lawrence, R (8, 1)										0 0 0 0 0 0 0
Alex Arias, R (9, PH) OBP: 0.360, SLG: 0.368										1 0 0 0 0 0 0

Inning Stats	R: 0 E: 0 K: 1 S: 12	H: 0 LOB: 0 BB: 0 P: 17	R: 1 E: 0 K: 2 S: 12	H: 1 LOB: 1 BB: 1 P: 22	R: 0 E: 0 K: 2 S: 10	H: 0 LOB: 0 BB: 0 P: 13	R: 0 E: 1 K: 2 S: 15	H: 1 LOB: 3 BB: 1 P: 25	R: 0 E: 0 K: 0 S: 10	H: 2 LOB: 0 BB: 0 P: 10	R: 0 E: 0 K: 0 S: 13	H: 1 LOB: 1 BB: 0 P: 17	R: 2 E: 1 K: 1 S: 16	H: 2 LOB: 2 BB: 2 P: 29	R: 0 E: 0 K: 1 S: 11	H: 0 LOB: 0 BB: 0 P: 18	1B: 3 2B: 3 3B: 0 HR: 1	SF: 0 SAC: 0 DP: 1 HBP: 0
--------------	-------------------------------	----------------------------------	-------------------------------	----------------------------------	-------------------------------	----------------------------------	-------------------------------	----------------------------------	-------------------------------	----------------------------------	-------------------------------	----------------------------------	-------------------------------	----------------------------------	-------------------------------	----------------------------------	----------------------------------	------------------------------------

PITCHER	IP	WLS	BF	H	R	ER	SO	BB	IBB	HBP	BLK	WP	HR	S	P	ERA	WHIP
Bruce Chen, L (1, 1) ERA: 2.45	5.0		22	3	1	1	7	3	0	0	0	0	1	65	102	1.80	1.200
Vicente Padilla, R (6, 1) ERA: 4.32	2.2		10	3	2	2	1	1	0	0	0	0	0	27	39	6.75	1.500
Rheal Cormier, L (8, 1) ERA: 4.5	0.0		1	1	0	0	0	0	0	0	0	0	0	1	2	∞	∞
Ricky Bottalico, R (8, 1) ERA: 0.75	1.1	S	5	0	0	0	1	1	0	0	0	0	0	15	27	0.00	0.750

**BOTTOM**

**Philadelphia Phillies @ San Diego Padres**  
 Qualcomm Stadium, San Diego, CA  
 Mon Apr 23 2001, 10:05 PM EDT  
 Att: 42,932 - Sunny - 71 F

AB	33
R	3
H	7
RBI	3
BB	5
SO	9
LOB	17



WP: 0	PA: 38
PB: 0	
SB: 0	
CS: 0	



Batter	1	2	3	4	5	6	7	8	9	AB R H RBI BB SO LOB	TOP											
Doug Glanville, R (1, 8) OBP: 0.294, SLG: 0.432	1-2 1B 2B 1B	1-0 11 F8 11 E SF8 1B		1-0 F9		1-3 K		1-2 F3	2-2 HBP	5 2 2 0 0 1 0												
11 Jimmy Rollins, S (1, 6) OBP: 0.361, SLG: 0.338	0-2 P6	SAFE 3-2 F8 1-3		1-0 P4		4-2 CS BB		2-2 BB 1B	0-1 L5	5 0 1 0 1 0 4												
Scott Rolen, R (1, 5) OBP: 0.333, SLG: 0.406	2-2 2B 1B	2-2 SF8		1-2 F9		0-0 CS		1-1 F8		4 2 2 1 0 0 1												
Bobby Abreu, L (1, 9) OBP: 0.376, SLG: 0.569	2-1 2B 2B	3-H 1-2 F7			3-1 HR		0-2 G6-3 1B 2B	4-1 BB		4 3 3 4 1 0 0												
Mike Lieberthal, R (1, 2) OBP: 0.342, SLG: 0.328	0-1 1B 2B			2-0 1B HBP		2-2 F8		0-1 G6-3	0-2 F8	4 1 1 1 0 0 3												
Travis Lee, L (1, 3) OBP: 0.400, SLG: 0.385	2-2 1B 1B			1-1 1B 1B		2-3 K		3-1 HR 1B	4-1 E S 1B BB	4 3 3 2 1 1 0												
Pat Burrell, R (1, 7) OBP: 0.329, SLG: 0.380	1-1 L6-4 1B			2-0 1B 1B		4-2 BB		0-3 K	2-3 K	4 0 2 0 1 2 2												
Marlon Anderson, L (1, 4) OBP: 0.295, SLG: 0.309	0-0 1B			1-3 K		0-3 K		2-0 1B HR	0-3 K	5 1 2 3 0 3 4												
Randy Wolf, L (1, 1) Chris Brock, R (6, 1) Wayne Gomes, R (8, 1) OBP: 1.000, SLG: 1.000	0-2 L6-4			1-2 L7		1-3 K		0-1 G5-3	0-0 HBP 1B	3 0 0 0 0 1 4 1 0 0 0 0 0 0 1 0 1 1 0 0 0												
<b>Inning Stats</b>	R: 5 E: 0 K: 0 S: 22	H: 7 LOB: 1 BB: 0 P: 30	R: 1 E: 1 K: 0 S: 12	H: 1 LOB: 0 BB: 0 P: 19	R: 0 E: 0 K: 1 S: 9	H: 2 LOB: 2 BB: 0 P: 16	R: 0 E: 0 K: 0 S: 5	H: 0 LOB: 0 BB: 0 P: 8	R: 1 E: 0 K: 2 S: 16	H: 1 LOB: 1 BB: 1 P: 27	R: 0 E: 0 K: 2 S: 8	H: 0 LOB: 0 BB: 1 P: 14	R: 4 E: 0 K: 1 S: 15	H: 4 LOB: 0 BB: 0 P: 23	R: 0 E: 0 K: 0 S: 12	H: 1 LOB: 2 BB: 1 P: 20	R: 1 E: 1 K: 2 S: 12	H: 1 LOB: 2 BB: 1 P: 20	1B: 11 2B: 5 3B: 0 HR: 2	SF: 1 SAC: 0 DP: 1 HBP: 2	WP: 0 PB: 0 SB: 1 CS: 1	PA: 48
<b>PITCHER</b>	IP WLS BF H R ER SO BB IBB HBP BLK WP HR S P ERA WHIP																					
Woody Williams, R (1, 1) ERA: 6.59	4.0 L 22 11 7 6 1 0 0 0 1 0 0 1 50 78 13.50 2.750																					
David Lee, R (5, 1) ERA:	2.0 7 0 0 0 4 2 0 0 0 0 0 0 22 36 0.00 1.000																					
Rodney Myers, R (7, 1) ERA:	2.0 12 5 4 4 1 1 0 0 0 0 0 1 27 43 18.00 3.000																					
Tom Davey, R (9, 1) ERA: 4.05	1.0 6 1 1 0 2 1 0 1 0 0 0 0 12 20 0.00 2.000																					

Philadelphia Phillies @ San Diego Padres  
Qualcomm Stadium, San Diego, CA  
Tue Apr 24 2001, 10:05 PM EDT  
Att. 13,872 - Sunny - 77 F

AB	40
R	12
H	17
RBI	12
BB	4
SO	8
LOB	18







Batter	1	2	3	4	5	6	7	8	9	AB R H RBI BB SO LOB	TOP											
Doug Glanville, R (1, 8) OBP: 0.278, SLG: 0.407	0-1 F9		0-1 F9		1-0 F8		1-2 P4		0-2 FC1-2 11 S	5 0 0 0 0 0 3												
11 Jimmy Rollins, S (1, 6) OBP: 0.341, SLG: 0.316	1-2 G3		0-0 B1-3		2-0 P3		1-0 G4-3		3-3 K2-3	5 0 0 0 0 1 3												
Scott Rolen, R (1, 5) OBP: 0.318, SLG: 0.384	1-0 L4		1-0 G6-3		1-0 P4			0-1 L7		4 0 0 0 0 0 0												
Bobby Abreu, L (1, 9) OBP: 0.371, SLG: 0.553		1-1 F8		1-2 FC5-4 1B		0-1 F7		1-3 K		4 0 1 0 0 1 0												
Mike Lieberthal, R (1, 2) OBP: 0.337, SLG: 0.324		2-2 WP HR 1B		1-0 FC5-4 1B BB 1-2f		1-2 G6-3		2-3 K		4 2 1 0 0 1 1												
Travis Lee, L (1, 3) OBP: 0.429, SLG: 0.439		2-1 HR		4-1 1B 1-2 1B BB		4-2 BB		4-2 2B FC1-2 BB		1 2 1 2 3 0 0												
Pat Burrell, R (1, 7) OBP: 0.337, SLG: 0.400		0-1 G5-3		0-1 1B 1-2 2-3 1B		0-2 G1-3		3-1 FC1-2 2B		4 1 2 0 0 0 1												
Marlon Anderson, L (1, 4) OBP: 0.323, SLG: 0.345		3-2 2B		1-1 G6-4-3 1B 1-3 2-H 3-H		1-0 E7 SH5-4		4-0 FC1-2 IBB		3 0 2 2 1 0 0												
Omar Daal, L (1, 1) OBP: 0.125, SLG: 0.125		1-3 K		1-2 G6-4-3 1-2f		0-1 SH5-4		1-3 K		2 0 0 0 0 1 3												
Ricky Bottalico, L (8, 1)										0 0 0 0 0 0 0												
Eddie Oropesa, L (8, 1)										0 0 0 0 0 0 0												
Rob Ducey, L (9, PH) OBP: 0.400, SLG: 0.500										1 0 0 0 0 1 3												
Jose Mesa, R (9, 1)										0 0 0 0 0 0 0												
<b>Inning Stats</b>	R: 0 E: 0 K: 0 S: 6	H: 0 LOB: 0 BB: 0 P: 8	R: 2 E: 0 K: 1 S: 16	H: 3 LOB: 1 BB: 0 P: 25	R: 0 E: 0 K: 0 S: 4	H: 0 LOB: 0 BB: 0 P: 5	R: 2 E: 0 K: 0 S: 13	H: 3 LOB: 1 BB: 1 P: 21	R: 0 E: 0 K: 0 S: 3	H: 0 LOB: 0 BB: 0 P: 7	R: 0 E: 0 K: 0 S: 10	H: 0 LOB: 1 BB: 1 P: 15	R: 0 E: 1 K: 0 S: 9	H: 0 LOB: 1 BB: 0 P: 12	R: 0 E: 0 K: 2 S: 8	H: 0 LOB: 0 BB: 0 P: 11	R: 1 E: 1 K: 2 S: 15	H: 1 LOB: 2 BB: 2 P: 30	1B: 4 2B: 2 3B: 0 HR: 1	SF: 0 SAC: 1 DP: 1 HBP: 0	WP: 1 PB: 0 SB: 1 CS: 0	PA: 38
<b>PITCHER</b>	IP WLS BF H R ER SO BB IBB HBP BLK WP HR S P ERA WHIP																					
Brian Tollberg, R (1, 1) ERA: 3.81	7.0 L 29 6 4 4 1 2 2 0 0 0 1 1 61 93 5.14 1.143																					
Jay Witasick, R (8, 1) ERA: 0.61	1.0 3 0 0 0 2 0 0 0 0 0 0 0 8 11 0.00 0.000																					
Tom Davey, R (9, 1) ERA: 3.52	1.0 6 1 1 0 2 1 1 0 0 0 0 0 15 30 0.00 2.000																					

Philadelphia Phillies @ San Diego Padres  
Qualcomm Stadium, San Diego, CA  
Wed Apr 25 2001, 10:05 PM EDT  
Att. 12,573 - Sunny - 66 F

livebaseballscorecards.com

AB	33
R	5
H	7
RBI	4
BB	4
SO	5
LOB	14



Batter	1	2	3	4	5	6	7	8	9	AB R H RBI BB SO LOB
Rickey Henderson, R OBP: 0.269, SLG: 0.136 (1, 7)	1-2 F8		2-1 G1-6-3 1B		1-2 G6-3		0-1 G1-3		4-1 CS BB	4 0 1 0 1 0 1
Mike Colangelo, R OBP: 0.400, SLG: 0.800 (1, 8)	0-1 2B 1B		0-1 G1-6-3 1-2f		1-0 G4-3		2-2 3B		3-3 1-2	5 1 2 0 0 1 3
Alex Arias, R OBP: 0.290, SLG: 0.280 (1, 3) (9, 6)	1-2 F3		0-2 G1-3		0-0 G6-3		1-1 G1-3		2-2 G4-3	5 0 0 0 0 0 2
Phil Nevin, R OBP: 0.388, SLG: 0.605 (1, 5)	0-2 1-H 2B			0-0 G4-3		2-1 1B SF7 1B		2-2 G6-3		4 1 2 1 0 0 0
Bubba Trammell, R OBP: 0.377, SLG: 0.542 (1, 9)	2-0 G1-3			0-1 1B		2-0 FC6-4 1-2 1B		0-0 HR		4 1 3 1 0 0 1
Ben Davis, S OBP: 0.412, SLG: 0.425 Adam Eaton, R OBP: 0.250, SLG: 0.143 Tom Davey, R (9, 1)		4-2 FC5-4 BB		0-2 F8		3-1 FC6-4 1-2 2-3 1B		4-1 2B BB		2 0 1 0 2 0 1 0 0 0 0 0 0 0 0 0 0 0 0 0 0
Damian Jackson, R OBP: 0.362, SLG: 0.407 (1, 4)		0-1 FC5-4 FC1-6 1-2f		2-2 L8		1-2 SF7		1-3 K		3 0 0 1 0 1 3
Donaldo Mendez, R OBP: 0.316, SLG: 0.324 Dave Magadan, L OBP: 0.300, SLG: 0.316 (8, PH) (9, 3)		0-2 FC1-6 1-2f			2-2 SH2-4 1B		2-0 FC6-4 1-2f 2-3		1-1 2B	3 0 1 0 0 0 3 1 0 1 0 0 0 0
Brian Tollberg, R Santiago Perez, S OBP: 0.429, SLG: 0.240 Jay Witasick, R Mike Darr, L OBP: 0.429, SLG: 0.412 Wiki Gonzalez, R OBP: 0.273, SLG: 0.366 (8, PH) (9, 2)		2-3 K			0-0 SH2-4 1-2		1-2 G4-3		1-0 G4-3	1 0 0 0 0 0 1 1 1 0 1 0 0 0 0 0 0 3

Inning Stats	R: 1 E: 0 K: 13 S: 17	H: 2 LOB: 1 BB: 0 P: 17	R: 0 E: 0 K: 11 S: 17	H: 0 LOB: 1 BB: 1 P: 17	R: 0 E: 0 K: 7 S: 9	H: 1 LOB: 0 BB: 0 P: 9	R: 0 E: 0 K: 10 S: 12	H: 1 LOB: 1 BB: 0 P: 12	R: 1 E: 0 K: 10 S: 10	H: 3 LOB: 2 BB: 0 P: 20	R: 0 E: 0 K: 10 S: 14	H: 1 LOB: 3 BB: 1 P: 20	R: 0 E: 0 K: 11 S: 20	H: 0 LOB: 0 BB: 1 P: 20	1B: 7 2B: 3 3B: 1 HR: 1	SF: 1 SAC: 1 DP: 2 HBP: 0
--------------	--------------------------------	----------------------------------	--------------------------------	----------------------------------	------------------------------	---------------------------------	--------------------------------	----------------------------------	--------------------------------	----------------------------------	--------------------------------	----------------------------------	--------------------------------	----------------------------------	----------------------------------	------------------------------------

PITCHER	IP	WLS	BF	H	R	ER	SO	BB	IBB	HBP	BLK	WP	HR	S	P	ERA	WHIP
Omar Daal, L ERA: 3.68 (1, 1)	7.0	W	30	9	2	2	1	1	0	0	0	0	0	69	101	2.57	1.429
Ricky Bottalico, R ERA: 1.42 (8, 1)	0.2	H	5	2	1	1	1	1	0	0	0	0	1	10	18	13.50	4.500
Eddie Oropesa, L ERA: 8.1 (8, 1)	0.1	H	1	0	0	0	0	0	0	0	0	0	0	1	2	0.00	0.000
Jose Mesa, R ERA: 3.86 (9, 1)	1.0	S	3	0	0	0	1	1	0	0	0	0	0	11	20	0.00	1.000

**BOTTOM**

**Philadelphia Phillies @ San Diego Padres**  
Qualcomm Stadium, San Diego, CA

Wed Apr 25 2001, 10:05 PM EDT  
Att. 12,573 - Sunny - 66 F

AB	34
R	3
H	11
RBI	3
BB	3
SO	3
LOB	18





Batter	1	2	3	4	5	6	7	8	9	AB R H RBI BB SO LOB	TOP	
Brian Hunter, R (1, 8) OBP: 0.400, SLG: 0.400	2-2 G1-3			0-0 CS 1B		0-3 K		2-2 G4-6-3 1-2f		4 0 1 0 0 1 1		
Marlon Anderson, L (1, 4) OBP: 0.304, SLG: 0.323	0-0 G3-1			2-2 SAFE G3 1-2		1-0 F8		0-0 P4		4 0 0 0 0 0 1		
Scott Rolen, R (1, 5) OBP: 0.319, SLG: 0.382 23 Kevin Jordan, R (6, 5) OBP: 0.500, SLG: 0.688	2-3 K			1-1 1B		1-2 F8		1-1 2B		3 0 1 0 0 1 0 1 0 1 0 0 0 0		
Bobby Abreu, L (1, 9) OBP: 0.359, SLG: 0.532 Eddie Oropesa, L (7, 1) Vicente Padilla, R (8, 1) Doug Glanville, R (9, PH) OBP: 0.275, SLG: 0.402			0-3 K	3-2 G3-1		0-3 K		1-1 P5		3 0 0 0 0 2 1 0 0 0 0 0 0 0 0 0 0 0 0 0 0 1 0 0 0 0 0 1		
Mike Lieberthal, R (1, 2) OBP: 0.329, SLG: 0.315 Gary Bennett, R (6, 2) OBP: 0.429, SLG: 0.500			1-3 K		2-3 K		1-1 G5-3		1-2 P4		2 0 0 0 0 2 0 2 0 0 0 0 0 1	
Travis Lee, L (1, 3) OBP: 0.425, SLG: 0.435			1-3 K		2-1 G4-3		1-0 FC5-4 1B				3 0 1 0 0 1 0	
Pat Burrell, R (1, 7) OBP: 0.337, SLG: 0.397				3-3 K		0-0 1B 1B		2-1 FC5-4 1-2f		3 0 1 0 0 1 1		
Tomas Perez, S (1, 6) OBP: 0.308, SLG: 0.308				1-3 K		1-2 1B 1B		0-0 G4-3		3 0 1 0 0 1 0		
Robert Person, R (1, 1) OBP: 0.200, SLG: 0.222 Chris Brock, R (5, 1) Rob Ducey, L (7, 9) OBP: 0.455, SLG: 0.545				0-0 G5-3		1-3 K		1-1 G4-6-3 1B		2 0 0 0 0 1 2 0 0 0 0 0 0 0 1 0 1 0 0 0 0		
<b>Inning Stats</b>	R: 0 H: 0 E: 0 LOB: 0 K: 1 BB: 0 S: 7 P: 11	R: 0 H: 0 E: 0 LOB: 0 K: 3 BB: 0 S: 12 P: 14	R: 0 H: 0 E: 0 LOB: 0 K: 2 BB: 0 S: 9 P: 13	R: 0 H: 2 E: 0 LOB: 1 K: 0 BB: 0 S: 10 P: 16	R: 0 H: 2 E: 0 LOB: 2 K: 2 BB: 0 S: 13 P: 19	R: 0 H: 0 E: 0 LOB: 0 K: 1 BB: 0 S: 7 P: 9	R: 0 H: 1 E: 0 LOB: 1 K: 1 BB: 0 S: 8 P: 12	R: 0 H: 1 E: 0 LOB: 0 K: 0 BB: 0 S: 7 P: 10	R: 0 H: 1 E: 0 LOB: 1 K: 0 BB: 0 S: 11 P: 14	1B: 6 SF: 0 2B: 1 SAC: 0 3B: 0 DP: 1 HR: 0 HBP: 0	WP: 0 PA: 32 PB: 0 SB: 0 CS: 1	
PITCHER Kevin Jarvis, R (1, 1) ERA: 5.65	IP WLS BF H R ER SO BB IBB HBP BLK WP HR S P ERA WHIP											
	9.0 W 32 7 0 0 10 0 0 0 0 0 0 0 84 118 0.00 0.778											
	PITCHER IP WLS BF H R ER SO BB IBB HBP BLK WP HR S P ERA WHIP											

Philadelphia Phillies @ San Diego Padres  
Qualcomm Stadium, San Diego, CA  
Thu Apr 26 2001, 5:05 PM EDT  
Att. 12,785 - Sunny - 70 F

AB	32
R	0
H	7
RBI	0
BB	0
SO	10
LOB	8



Batter	1	2	3	4	5	6	7	8	9	AB	R	H	RBI	BB	SO	LOB
Rickey Henderson, R OBP: 0.258, SLG: 0.259 Mike Colangelo, R OBP: 0.400, SLG: 0.800	1-0 F7	1-0 F8		0-2 F9	3-1 HR	1-3 K				5	1	1	3	0	1	4
Damian Jackson, R OBP: 0.364, SLG: 0.400	4-2 BB 1B BB		1-0 HR 1B	0-1 G4-3	1-2 P4		1-1 F9			4	2	1	0	1	0	0
Ryan Klesko, L OBP: 0.341, SLG: 0.405 Dave Magadan, L OBP: 0.300, SLG: 0.316	4-2 G3 1B BB		0-1 HR		1-1 S 1B 1B	0-0 E 1B 1B	2-2 P6			4	3	3	2	1	0	0
Phil Nevin, R OBP: 0.393, SLG: 0.600 Alex Arias, R OBP: 0.281, SLG: 0.269	1-0 G3 1B		2-1 G5-3		0-0 BB S SF8 1B	2-2 F8	1-1 G6-3			4	1	2	1	0	0	1
Mike Darr, L OBP: 0.413, SLG: 0.394 Santiago Perez, S OBP: 0.459, SLG: 0.296	0-1 G3		2-2 F5		3-3 K	0-0 E 1B		2-1 G6-3 1B		3	0	0	0	0	1	4
Bubba Trammell, R OBP: 0.378, SLG: 0.524	2-0 F3		4-2 BB BB		0-1 SF8 BB 1B	0-1 E3 BB 1B		0-1 G6-3 1B		4	1	1	1	1	0	5
Ben Davis, S OBP: 0.464, SLG: 0.452		4-1 F8 S BB		4-1 BB	4-1 1B HR BB	2-2 BB 1B		0-1 1B		2	1	2	2	3	0	0
Chris Gomez, R OBP: 0.209, SLG: 0.139		2-0 F8		0-0 P3	1-0 SF8	4-2 BB		2-3 K		3	0	0	1	1	1	4
Kevin Jarvis, L OBP: 0.300, SLG: 0.400		1-3 K		0-1 F7	0-0 HR 1B	0-3 K				4	1	1	1	0	2	4

Inning Stats	R: 1	H: 1	E: 0	K: 0	S: 9	LOB: 2	BB: 2	P: 21	R: 0	H: 0	E: 0	K: 1	S: 6	LOB: 1	BB: 1	P: 14	R: 2	H: 2	E: 0	K: 0	S: 12	LOB: 2	BB: 2	P: 25	R: 0	H: 0	E: 0	K: 0	S: 7	LOB: 0	BB: 0	P: 7	R: 6	H: 5	E: 1	K: 2	S: 20	LOB: 3	BB: 1	P: 29	R: 0	H: 0	E: 0	K: 0	S: 7	LOB: 0	BB: 0	P: 11	R: 0	H: 2	E: 0	K: 1	S: 10	LOB: 1	BB: 0	P: 14
--------------	------	------	------	------	------	--------	-------	-------	------	------	------	------	------	--------	-------	-------	------	------	------	------	-------	--------	-------	-------	------	------	------	------	------	--------	-------	------	------	------	------	------	-------	--------	-------	-------	------	------	------	------	------	--------	-------	-------	------	------	------	------	-------	--------	-------	-------

PITCHER	IP	WLS	BF	H	R	ER	SO	BB	IBB	HBP	BLK	WP	HR	S	P	ERA	WHIP	
Robert Peterson, R ERA: 4.8	(1, 1)	4.2	L	28	8	9	9	2	6	0	0	0	0	2	47	92	17.36	3.000
Chris Brock, R ERA: 2.84	(5, 1)	1.1		9	3	2	1	2	1	0	0	0	0	25	35	6.75	3.000	
Eddie Oropesa, L ERA: 6.23	(7, 1)	1.0		3	0	0	0	0	0	0	0	0	0	7	11	0.00	0.000	
Vicente Padilla, R ERA: 3.86	(8, 1)	1.0		4	2	0	0	1	0	0	0	0	0	10	14	0.00	2.000	

**BOTTOM**

**Philadelphia Phillies @ San Diego Padres**  
Qualcomm Stadium, San Diego, CA

Thu Apr 26 2001, 5:05 PM EDT  
Att: 12,785 - Sunny - 70 F

AB	36
R	11
H	13
RBI	11
BB	7
SO	5
LOB	22

WP: 0 PA: 44  
PB: 0  
SB: 3  
CS: 0



PITCHER	IP	WLS	BF	H	R	ER	SO	BB	IBB	HBP	BLK	WP	HR	S	P	ERA	WHIP
---------	----	-----	----	---	---	----	----	----	-----	-----	-----	----	----	---	---	-----	------



Batter	1	2	3	4	5	6	7	8	9	AB R H RBI BB SO LOB	TOP											
18 Jason Kendall, R OBP: 0.388, SLG: 0.394 (1, 2)	0-1 G5-3		2-1 F7		1-1 P4			1-3 K		4 0 0 0 0 1 1												
Derek Bell, R OBP: 0.178, SLG: 0.169 (1, 9)	1-0 PB G3-1 2B		2-1 P3		2-1 G5-3			3-3 K		4 1 1 0 0 1 1												
John Vander Wal, L OBP: 0.447, SLG: 0.652 (1, 7)	2-1 G3-1		2-3 K			1-1 G4-6-3 BB CS 1B		0-0 FC6-4 2B		4 0 2 1 0 1 0												
Jose Silva, R (8, 1)										0 0 0 0 0 0 0												
Mike Williams, R (9, 1)										0 0 0 0 0 0 0												
Brian Giles, L OBP: 0.322, SLG: 0.513 (1, 8)	2-1 G4-3			0-1 HR		4-1 G4-6-3 BB		4-0 FC6-4 IBB		2 1 1 1 2 0 0												
(8, 7)																						
Aramis Ramirez, R OBP: 0.303, SLG: 0.542 (1, 5)		3-2 HR		0-0 G5-3		0-1 G4-6-3		0-1 FC6-4		4 1 1 1 0 0 4												
Kevin Young, R OBP: 0.359, SLG: 0.586 (1, 3)		2-2 E6 FC3-6		1-0 G6-3		1-0 HBP			2-3 K	3 0 0 0 0 1 0												
Pat Meares, R OBP: 0.298, SLG: 0.364 (1, 4)		1-1 FC3-6		0-2 G1-3		3-1 CS	0-0 G5-3		0-0 G6-3	4 0 0 0 0 0 1												
2 Jack Wilson, R OBP: 0.216, SLG: 0.286 (1, 6)		0-3 K			0-1 3B		0-1 P6		2-3 K	4 0 1 0 0 2 1												
Jimmy Anderson, L (1, 1)			1-3 K							3 0 0 0 0 2 2												
Josias Manzanillo, R (7, 1)										0 0 0 0 0 0 0												
Scott Sauerbeck, R (7, 1)										0 0 0 0 0 0 0												
Emil Brown, R OBP: 0.324, SLG: 0.516 (8, 8)										0 0 0 0 0 0 0												
<b>Inning Stats</b>	R: 1 E: 0 K: 0 S: 7	H: 1 LOB: 0 BB: 0 P: 12	R: 1 E: 1 K: 2 S: 15	H: 1 LOB: 1 BB: 0 P: 22	R: 0 E: 0 K: 1 S: 7	H: 0 LOB: 0 BB: 0 P: 13	R: 1 E: 0 K: 0 S: 7	H: 1 LOB: 0 BB: 0 P: 8	R: 0 E: 0 K: 1 S: 9	H: 1 LOB: 1 BB: 0 P: 12	R: 0 E: 0 K: 0 S: 6	H: 1 LOB: 1 BB: 1 P: 15	R: 0 E: 0 K: 0 S: 4	H: 0 LOB: 0 BB: 0 P: 4	R: 0 E: 0 K: 2 S: 9	H: 1 LOB: 2 BB: 1 P: 17	R: 0 E: 0 K: 2 S: 8	H: 0 LOB: 0 BB: 0 P: 12	1B: 1 2B: 2 3B: 1 HR: 2	SF: 0 SAC: 0 DP: 1 HBP: 1	WP: 0 PB: 1 SB: 0 CS: 1	PA: 36
<b>PITCHER</b>	IP WLS BF H R ER SO BB IBB HBP BLK WP HR S P ERA WHIP																					
Bobby Jones, R ERA: 3.55 (1, 1)	7.0 L 27 5 3 2 4 1 0 1 0 0 0 2 55 86 2.57 0.857																					
Brian Lawrence, R ERA: 5.87 (8, 1)	1.0 5 1 0 0 2 0 1 0 0 0 0 9 17 0.00 1.000																					
Trevor Hoffman, R ERA: 4.0 (9, 1)	1.0 3 0 0 0 2 0 0 0 0 0 0 8 12 0.00 0.000																					

Pittsburgh Pirates @ San Diego Padres  
Qualcomm Stadium, San Diego, CA  
Fri Apr 27 2001, 10:05 PM EDT  
Att. 27,896 - Sunny - 65 F

livebaseballscorecards.com

AB 32  
R 3  
H 6  
RBI 3  
BB 2  
SO 8  
LOB 10



Batter	1	2	3	4	5	6	7	8	9	AB	R	H	RBI	BB	SO	LOB
Rickey Henderson, R (1, 7) OBP: 0.250, SLG: 0.250	3-2 F7		0-0 G4-3		1-1 E5		2-2 F9		0-0 E	5	0	1	0	0	0	1
Damian Jackson, R (1, 4) OBP: 0.365, SLG: 0.400	3-1 1B		2-1 BB 1B		2-2 G4-6-3		1-3 K		1-1 E4	5	0	2	0	0	1	4
Ryan Klesko, L (1, 3) OBP: 0.344, SLG: 0.397	2-3 K		4-2 BB		3-2 FC6-4 1B		1-1 G3		3-1 F5	4	0	1	0	1	1	5
Phil Nevin, R (1, 5) OBP: 0.376, SLG: 0.571	0-1 G1		3-3 K		0-0 FC6-4				3-1 G6-3	4	0	0	0	0	1	4
Bubba Trammell, R (1, 9) OBP: 0.372, SLG: 0.507		3-2 1B 1B		0-0 P4		0-0 G6-3		0-0 F9		4	0	1	0	0	0	0
Mike Colangelo, R (1, 8) OBP: 0.428, SLG: 0.714		3-2 G6-4-3 1B		1-0 G5-3		2-0 FC5-4 1B		2-3 K		4	0	2	0	0	1	0
Ben Davis, S (1, 2) OBP: 0.450, SLG: 0.422		1-3 K		4-0 BB BB		0-1 F9			2-3 K	3	0	0	0	1	2	3
Donaldo Mendez, R (1, 6) OBP: 0.317, SLG: 0.306		1-0 G6-4-3		4-2 BB		1-0 FC5-4			0-0 F9	2	0	0	0	1	0	3
Santiago Perez, S (9, PH) OBP: 0.447, SLG: 0.286		1-2 BB		1-2 BB		1-2 BB			1-2 BB	1	0	0	0	0	0	0
Bobby Jones, R (1, 1) OBP: 0.200, SLG: 0.111			3-3 K		0-0 G5-3				4-1 E 1B BB	2	0	0	0	0	1	2
Alex Arias, R (7, PH) OBP: 0.303, SLG: 0.296										1	0	1	0	0	0	0
Brian Lawrence, R (8, 1)										0	0	0	0	0	0	0
Trevor Hoffman, R (9, 1)										0	0	0	0	0	0	0
Dave Magadan, L (9, PH) OBP: 0.333, SLG: 0.316										0	0	0	0	1	0	0

Inning Stats	R: 0	H: 1	E: 0	K: 1	S: 10	H: 2	LOB: 1	BB: 0	P: 18	R: 0	H: 1	E: 0	K: 1	S: 12	H: 2	LOB: 1	BB: 0	P: 20	R: 0	H: 1	E: 0	K: 2	S: 16	H: 0	LOB: 2	BB: 2	P: 14	R: 0	H: 1	E: 1	K: 0	S: 10	H: 1	LOB: 1	BB: 0	P: 16	R: 0	H: 1	E: 0	K: 1	S: 5	H: 1	LOB: 1	BB: 0	P: 8	R: 0	H: 1	E: 0	K: 1	S: 13	H: 0	LOB: 0	BB: 0	P: 11	R: 0	H: 1	E: 1	K: 1	S: 10	H: 1	LOB: 3	BB: 1	P: 20	1B: 8	SF: 0	2B: 0	SAC: 0	3B: 0	DP: 2	HR: 0	HBP: 0	WP: 0	PA: 39
--------------	------	------	------	------	-------	------	--------	-------	-------	------	------	------	------	-------	------	--------	-------	-------	------	------	------	------	-------	------	--------	-------	-------	------	------	------	------	-------	------	--------	-------	-------	------	------	------	------	------	------	--------	-------	------	------	------	------	------	-------	------	--------	-------	-------	------	------	------	------	-------	------	--------	-------	-------	-------	-------	-------	--------	-------	-------	-------	--------	-------	--------

PITCHER	IP	WLS	BF	H	R	ER	SO	BB	IBB	HBP	BLK	WP	HR	S	P	ERA	WHIP
Jimmy Anderson, L (1, 1) ERA: 2.76	6.0	W	27	7	0	0	4	3	0	0	0	0	0	62	109	0.00	1.667
Josias Manzanillo, R (7, 1) ERA: 1.42	0.2	H	2	0	0	0	1	0	0	0	0	0	0	7	10	0.00	0.000
Scott Sauerbeck, L (7, 1) ERA: 6.23	0.1	H	1	0	0	0	0	0	0	0	0	0	0	2	3	0.00	0.000
Jose Silva, R (8, 1) ERA: 5.51	1.0	H	3	0	0	0	1	0	0	0	0	0	0	6	11	0.00	0.000
Mike Williams, R (9, 1) ERA: 2.7	1.0	S	6	1	0	0	1	1	0	0	0	0	0	10	20	0.00	2.000

BOTTOM

Pittsburgh Pirates @ San Diego Padres  
Qualcomm Stadium, San Diego, CA

livebaseballscorecards.com

AB	35
R	0
H	8
RBI	0
BB	4
SO	7
LOB	22



Fri Apr 27 2001, 10:05 PM EDT  
Att: 27,896 - Sunny - 65 F



Batter	1	2	3	4	5	6	7	8	9	AB R H RBI BB SO LOB	TOP		
18 Jason Kendall, R (1, 2) OBP: 0.386, SLG: 0.392 Keith Osik, R (6, 2) OBP: 0.333, SLG: 0.143	1-2 2B 1B		1-1 F8		1-1 G5-4-3 1-2f			2-2 G6-3		3 1 1 0 0 0 1 1 0 0 0 0 0 0			
Derek Bell, R (1, 9) OBP: 0.182, SLG: 0.173	0-3 K		2-3 K			1-3 K		0-0 BB 1B		4 0 1 0 0 3 1			
John Vander Wal, L (1, 7) OBP: 0.456, SLG: 0.681 John Wehner, R (9, PH) OBP: 0.429, SLG: 0.273	2-2 1-H 2B		1-0 2B			3-3 K		4-2 1-2 BB		3 0 2 1 0 1 0 0 0 0 0 1 0 0			
Brian Giles, L (1, 8) OBP: 0.311, SLG: 0.494 Terry Mulholland, R (6, 1) Craig Wilson, R (9, PH)	0-1 F7		1-2 G4-3			0-0 G1		1-3 K		3 0 0 0 0 0 2 0 0 0 0 0 0 0 1 0 0 0 0 1 2			
Aramis Ramirez, R (1, 5) OBP: 0.300, SLG: 0.520	4-2 BB			3-3 K			1-2 G1-3		2-3 K	3 0 0 0 1 2 2			
Kevin Young, R (1, 3) OBP: 0.338, SLG: 0.548	2-3 K			2-0 G5-3			1-3 K		2-3 K	4 0 0 0 0 3 4			
Pat Meares, R (1, 4) OBP: 0.283, SLG: 0.345 Abraham Nunez, S (7, 4) OBP: 0.345, SLG: 0.429				1-1 G5-3			2-0 G4-3			3 0 0 0 0 0 0 0 0 0 0 0 0 0			
2 Jack Wilson, R (1, 6) OBP: 0.204, SLG: 0.269					1-1 L4			3-2 G6-3		3 0 0 0 0 0 0			
Bronson Arroyo, R (1, 1) Joe Beimel, L (3, 1) Emil Brown, R (6, 8) OBP: 0.314, SLG: 0.500					0-1 18 G5-4-3 1B			1-3 K		1 0 0 0 0 1 0 1 0 1 0 0 0 0 1 0 0 0 0 1 0			
<b>Inning Stats</b>	R: 1 H: 2 E: 0 LOB: 2 K: 2 BB: 1 S: 21 P: 30	R: 0 H: 0 E: 0 LOB: 0 K: 1 BB: 0 S: 8 P: 13	R: 0 H: 1 E: 0 LOB: 1 K: 1 BB: 0 S: 9 P: 14	R: 0 H: 0 E: 0 LOB: 0 K: 1 BB: 0 S: 6 P: 12	R: 0 H: 1 E: 0 LOB: 0 K: 0 BB: 0 S: 6 P: 8	R: 0 H: 0 E: 0 LOB: 0 K: 2 BB: 0 S: 7 P: 11	R: 0 H: 0 E: 0 LOB: 0 K: 1 BB: 0 S: 8 P: 12	R: 0 H: 0 E: 0 LOB: 0 K: 1 BB: 0 S: 9 P: 15	R: 0 H: 1 E: 0 LOB: 2 K: 3 BB: 1 S: 14 P: 23	1B: 3 SF: 0 2B: 2 SAC: 0 3B: 0 DP: 1 HR: 0 HBP: 0	WP: 0 PA: 33 PB: 0 SB: 0 CS: 0		
<b>PITCHER</b>	IP WLS BF H R ER SO BB IBB HBP BLK WP HR S P ERA WHIP											<b>PITCHER</b>	IP WLS BF H R ER SO BB IBB HBP BLK WP HR S P ERA WHIP
Adam Eaton, R (1, 1) ERA: 5.87	7.0 W 25 4 1 1 8 1 0 0 0 0 0 0 65 100 1.29 0.714												
David Lee, R (8, 1) ERA:	1.0 3 0 0 0 1 0 0 0 0 0 0 0 9 15 0.00 0.000												
Rodney Myers, R (9, 1) ERA: 5.68	1.0 5 1 0 0 3 1 0 0 0 0 0 0 14 23 0.00 2.000												

Pittsburgh Pirates @ San Diego Padres  
Qualcomm Stadium, San Diego, CA  
Sat Apr 28 2001, 10:05 PM EDT  
Att. 48,326 - Sunny - 63 F

livebaseballscorecards.com

AB 31  
R 1  
H 5  
RBI 1  
BB 2  
SO 12  
LOB 12







Batter	1	2	3	4	5	6	7	8	9	AB R H RBI BB SO LOB	TOP
18 Jason Kendall, R OBP: 0.391, SLG: 0.397 (1, 2) B F B F X	3-2 S 1B		3-1 F8			2-2 F3		0-2 1B 1-2 1B		4 0 2 0 0 0 0	
2 Jack Wilson, R OBP: 0.193, SLG: 0.255 Josias Manzanillo, R (6, 1) Enrique Wilson, S OBP: 0.158, SLG: 0.135 Jose Silva, R (8, 1)	0-3 K			0-0 G5-3		2-3 K		1-0 1B 1-2 2-3 1B		3 0 0 0 0 2 1 0 0 0 0 0 0 0 1 0 1 0 0 0 0 0 0 0 0 0 0 0	
John Vander Wal, L OBP: 0.434, SLG: 0.644 (1, 7) C S S	0-3 K			1-1 F8			0-1 G1-3	1-1 P6		4 0 0 0 0 1 4	
Brian Giles, L OBP: 0.309, SLG: 0.476 (1, 8) X	0-0 G6-3 1-2			0-1 L1			2-2 G6-3		4-1 F8 BB BB	3 0 0 0 1 0 1	
Aramis Ramirez, R OBP: 0.310, SLG: 0.526 (1, 5)						2-2 F9 2B		0-2 P4		3 0 1 0 1 0 0	
Derek Bell, R OBP: 0.185, SLG: 0.167 (1, 9) C S B B B B B			4-2 CS BB			2-2 F9		2-3 K	0-2 F8	3 0 0 0 1 1 3	
Pat Meares, R OBP: 0.281, SLG: 0.339 (1, 4) B B T B B X			2-2 F9 1-2			1-0 G6-3		2-0 1B SF7 1B	0-1 F8	4 1 1 0 0 0 4	
Keith Osik, R OBP: 0.273, SLG: 0.111 John Wehner, R OBP: 0.438, SLG: 0.308 (1, 3) (6, 3) S B F F			0-3 K			1-3 K		1-0 1B 1B 1B	0-3 K	2 0 0 0 0 2 1 2 0 1 0 0 1 2	
Omar Olivares, R OBP: 0.125, SLG: 0.250 Abraham Nunez, S OBP: 0.333, SLG: 0.429 (1, 1) (6, 6) C B S			1-3 K			2-3 K		0-0 SF7 3-H		2 0 0 0 0 2 0 0 0 0 1 0 0 0	
<b>Inning Stats</b>	R: 0 E: 0 K: 2 S: 10 H: 1 LOB: 1 BB: 0 P: 13	R: 0 E: 0 K: 0 S: 7 H: 0 LOB: 0 BB: 1 P: 14	R: 0 E: 0 K: 2 S: 8 H: 0 LOB: 0 BB: 0 P: 12	R: 0 E: 0 K: 0 S: 5 H: 0 LOB: 0 BB: 0 P: 6	R: 0 E: 0 K: 1 S: 12 H: 1 LOB: 1 BB: 0 P: 18	R: 0 E: 0 K: 2 S: 12 H: 0 LOB: 0 BB: 0 P: 18	R: 0 E: 0 K: 0 S: 8 H: 0 LOB: 0 BB: 0 P: 10	R: 1 E: 0 K: 1 S: 12 H: 4 LOB: 3 BB: 0 P: 19	R: 0 E: 0 K: 1 S: 10 H: 0 LOB: 2 BB: 2 P: 18	1B: 5 2B: 1 3B: 0 HR: 0 SF: 1 SAC: 0 DP: 0 HBP: 0	WP: 0 PB: 0 SB: 1 CS: 1 PA: 35
<b>PITCHER</b> Woody Williams, R ERA: 5.45 (1, 1) Jay Witasick, R ERA: 0.61 (8, 1) Trevor Hoffman, R ERA: 3.48 (8, 1)	IP 7.2 WLS W BF 28 H 5 R 1 ER 1 SO 8 BB 1 IBB 0 HBP 0 BLK 0 WP 0 HR 0 S 71 P 105 ERA 1.17 WHIP 0.783	IP 0.0 WLS H BF 1 H 1 R 0 ER 0 SO 0 BB 0 IBB 0 HBP 0 BLK 0 WP 0 HR 0 S 1 P 2 ERA ∞ WHIP ∞	IP 1.1 WLS S BF 6 H 0 R 0 ER 0 SO 1 BB 2 IBB 0 HBP 0 BLK 0 WP 0 HR 0 S 12 P 21 ERA 0.00 WHIP 1.500	<b>PITCHER</b> IP WLS BF H R ER SO BB IBB HBP BLK WP HR S P ERA WHIP							

**Pittsburgh Pirates @ San Diego Padres**  
Qualcomm Stadium, San Diego, CA  
Sun Apr 29 2001, 5:00 PM EDT  
Att. 41,654 - Sunny - 72 F

AB	31
R	1
H	6
RBI	1
BB	3
SO	9
LOB	16



WP: 0	PA: 35
PB: 0	
SB: 1	
CS: 1	

Batter	1	2	3	4	5	6	7	8	9
Rickey Henderson, R (1, 7) Mike Colangelo, R (9, 7) OBP: 0.333, SLG: 0.359 OBP: 0.400, SLG: 0.667	2-1 G5-4-3 1B		3-2 F3		0-0 F8		0-0 3B		
Damian Jackson, R (1, 4) OBP: 0.354, SLG: 0.394	0-2 G5-4-3 1-2f		2-0 F8			2-2 G1-3	3-2 F2		
Ryan Klesko, L (1, 3) OBP: 0.384, SLG: 0.407	1-0 2B			4-1 HR BB		4-1 2B BB		2-3 K	
Phil Nevin, R (1, 5) OBP: 0.402, SLG: 0.667	2-3 K			0-1 1-H HR		2-0 G3 1-H 1B 2B		1-2 1B BB 1B	
Bubba Trammell, R (1, 9) OBP: 0.356, SLG: 0.487		3-2 F3		2-1 F9		2-2 G3		1-1 F8	
Santiago Perez, S (1, 8) OBP: 0.468, SLG: 0.333		0-3 K		0-1 G6-3		3-2 1B		4-2 1B BB	
Ben Davis, S (1, 2) OBP: 0.464, SLG: 0.481		4-0 BB		3-3 K		3-3 K		0-0 1B	
Donaldo Mendez, R (1, 6) OBP: 0.280, SLG: 0.267		1-2 F8			1-2 G4-3		2-2 P4	1-2 1B	
Woody Williams, R (1, 1) Jay Witasick, R (8, 1) Trevor Hoffman, R (8, 1) OBP: 0.133, SLG: 0.154			0-3 K		1-3 K		1-3 K	1-3 K	

AB	R	H	RBI	BB	SO	LOB
4	0	2	0	0	0	0
0	0	0	0	0	0	0
4	0	0	0	0	0	2
2	2	1	0	2	1	0
4	3	3	3	0	1	1
4	0	0	0	0	0	2
3	1	1	1	1	1	0
3	0	1	0	1	2	1
4	0	1	2	0	0	1
3	0	0	0	0	3	0
0	0	0	0	0	0	0
1	0	0	0	0	1	2

WP	HR	S	P	ERA	WHIP
0	0	0	0	6.35	1.412
0	0	0	0	0.00	0.750
0	0	0	0	18.00	4.000

Inning Stats		R: 0	H: 2	E: 0	K: 1	S: 10	R: 0	H: 0	E: 0	K: 1	S: 9	R: 0	H: 0	E: 0	K: 1	S: 7	R: 2	H: 1	E: 0	K: 1	S: 10	R: 0	H: 0	E: 0	K: 1	S: 7	R: 2	H: 2	E: 0	K: 1	S: 15	R: 0	H: 1	E: 0	K: 1	S: 10	R: 2	H: 3	E: 0	K: 2	S: 19
PITCHER		IP	WLS	BF	H	R	ER	SO	BB	IBB	HBP	BLK	WP	HR	S	P	ERA	WHIP	PITCHER		IP	WLS	BF	H	R	ER	SO	BB	IBB	HBP	BLK	WP	HR	S	P	ERA	WHIP				
Omar Olivares, R (1, 1) ERA: 5.88	5.2	L	24	5	4	4	5	5	3	0	0	0	0	1	55	97	6.35	1.412	Omar Olivares, R (1, 1) ERA: 5.88	5.2	L	24	5	4	4	5	3	0	0	0	0	1	55	97	6.35	1.412					
Josias Manzanillo, R (6, 1) ERA: 1.29	1.1		5	1	0	0	2	0	0	0	0	0	0	0	13	22	0.00	0.750	Josias Manzanillo, R (6, 1) ERA: 1.29	1.1		5	1	0	0	2	0	0	0	0	0	13	22	0.00	0.750						
Jose Silva, R (8, 1) ERA: 6.23	1.0		7	3	2	2	2	1	0	0	0	0	0	0	19	29	18.00	4.000	Jose Silva, R (8, 1) ERA: 6.23	1.0		7	3	2	2	1	0	0	0	19	29	18.00	4.000								


**BOTTOM**

**Pittsburgh Pirates @ San Diego Padres**  
Qualcomm Stadium, San Diego, CA

Sun Apr 29 2001, 5:00 PM EDT  
Att: 41,654 - Sunny - 72 F

livebaseballscorecards.com

AB	32
R	6
H	9
RBI	6
BB	4
SO	9
LOB	9



WP: 0	PA: 36
PB: 0	
SB: 0	
CS: 0	



Batter	1	2	3	4	5	6	7	8	9	AB R H RBI BB SO LOB	TOP											
Rickey Henderson, R OBP: 0.367, SLG: 0.366 Mike Colangelo, R OBP: 0.375, SLG: 0.625	1-0 F7		4-2 2B BB	1-0 HR 1B		4-1 WP 1B BB		2-3 K		2 2 1 0 2 0 0 1 0 0 0 0 1 0												
Mark Kotsay, L OBP: 0.283, SLG: 0.341	0-0 2B		1-1 BB 2B	0-3 K		0-0 WP 1B		1-2 P8		5 1 3 1 0 1 1												
Ryan Klesko, L OBP: 0.385, SLG: 0.393	2-2 F9		4-2 BB HR BB	4-2 HR BB		0-3 K		2-3 K		3 2 0 0 2 2 3												
Phil Nevin, R OBP: 0.402, SLG: 0.680	1-3 K		4-1 HR BB	1-1 HR		3-3 K		1-3 K		4 2 1 4 1 3 3												
Mike Darr, L OBP: 0.415, SLG: 0.389 Santiago Perez, S OBP: 0.440, SLG: 0.308		2-3 K	4-2 HR BB	0-1 G5-3		2-3 K		0-3 K		1 0 0 1 1 1 0 3 1 0 0 0 2 3												
Ben Davis, S OBP: 0.473, SLG: 0.536		1-1 1B	1-2 HR	2-2 G4-3		4-1 BB		2-1 G3		4 1 2 4 1 0 0												
Damian Jackson, R OBP: 0.342, SLG: 0.379		2-3 K	2-3 K		1-2 L8		0-0 F7			4 0 0 0 0 2 3												
Donaldo Mendez, R OBP: 0.259, SLG: 0.245		1-3 K2-3	3-2 G6-3		0-2 F9		1-0 F8			4 0 0 0 0 1 3												
Brian Tollberg, R OBP: 0.083, SLG: 0.083 Tom Davey, R Rodney Myers, R					1-3 K		1-0 F9			4 1 1 0 0 1 2 0 0 0 0 0 0 0 0 0 0 0 0 0 0												
<b>Inning Stats</b>	R: 0 E: 0 K: 1 S: 9	H: 1 LOB: 1 BB: 0 P: 13	R: 0 E: 0 K: 3 S: 11	H: 1 LOB: 1 BB: 0 P: 17	R: 7 E: 0 K: 1 S: 27	H: 3 LOB: 1 BB: 4 P: 53	R: 3 E: 0 K: 1 S: 16	H: 2 LOB: 0 BB: 1 P: 24	R: 0 E: 0 K: 1 S: 11	H: 0 LOB: 0 BB: 0 P: 13	R: 0 E: 0 K: 3 S: 13	H: 1 LOB: 3 BB: 1 P: 22	R: 0 E: 0 K: 0 S: 4	H: 0 LOB: 1 BB: 1 P: 10	R: 0 E: 0 K: 2 S: 9	H: 0 LOB: 0 BB: 0 P: 14	R: 0 E: 0 K: 2 S: 9	H: 0 LOB: 0 BB: 0 P: 12	1B: 4 2B: 2 3B: 0 HR: 2	SF: 0 SAC: 0 DP: 0 HBP: 0	WP: 1 PB: 0 SB: 1 CS: 0	PA: 42
<b>PITCHER</b>	IP WLS BF H R ER SO BB IBB HBP BLK WP HR S P ERA WHIP																					
Jason Bere, R ERA: 5.67	(1, 1) 2.0 L 15 5 7 7 4 4 0 0 0 0 1 37 66 31.50 4.500																					
Mike Fyhrie, R ERA: 5.0	(3, 1) 1.2 8 2 3 3 2 1 0 0 0 0 1 22 35 16.20 1.800																					
Todd Van Poppel, R ERA: 6.75	(4, 1) 3.1 13 1 0 0 4 2 0 0 0 1 0 32 51 0.00 0.900																					
Felix Heredia, L ERA: 2.16	(8, 1) 1.0 3 0 0 0 2 0 0 0 0 0 0 9 14 0.00 0.000																					
Kyle Farnsworth, R ERA: 1.84	(9, 1) 1.0 3 0 0 0 2 0 0 0 0 0 0 9 12 0.00 0.000																					

San Diego Padres @ Chicago Cubs  
Wrigley Field, Chicago, IL  
Tue May 01 2001, 7:05 PM CDT  
Att. 28,842 - Sunny - 77 F

AB	35
R	10
H	8
RBI	10
BB	7
SO	14
LOB	18



livebaseballscorecards.com

Batter	1	2	3	4	5	6	7	8	9	AB	R	H	RBI	BB	SO	LOB
Eric Young Sr., R OBP: 0.333, SLG: 0.380 (1, 4)	0-0 CS 1B		1-3 K		1-0 G5-3		0-0 F8			4	0	1	0	0	1	1
Bill Mueller, S OBP: 0.413, SLG: 0.538 (1, 5)	2-2 F9 1-2 2B		3-1 G6-3 1B		1-1 FC6-4 1B		2-1 1B			4	0	4	1	0	0	0
Sammy Sosa, R OBP: 0.432, SLG: 0.549 (1, 9)	1-1 F9 2-3		2-0 G6-3 1-2		2-1 FC6-4 1-2f		2-3 K			4	0	0	0	0	1	4
Todd Hundley, S OBP: 0.300, SLG: 0.377 (1, 2)	4-2 BB		3-3 K		1-3 K		2-3 K		2-3 K	3	0	0	0	1	3	1
Rondell White, R OBP: 0.351, SLG: 0.506 Felix Heredia, L (8, 1)	0-0 F9		0-3 K		2-3 K		0-0 G4-3			3	0	0	0	0	2	2
Gary Matthews, S OBP: 0.218, SLG: 0.353 Kyle Farnsworth, R (9, 1)										0	0	0	0	0	0	0
Matt Stairs, L OBP: 0.340, SLG: 0.326 (8, 7)		2-1 G4-3		1-2 L4		0-2 F7		3-3 K		4	0	0	0	0	1	0
Ricky Gutierrez, R OBP: 0.287, SLG: 0.377 (1, 6)		1-0 F9		2-2 L7		1-1 15 HR 1B		0-2 G6-3		4	1	1	0	0	0	0
Damon Buford, R OBP: 0.179, SLG: 0.208 (1, 8)		1-0 FC4-6 1B		2-2 G5-3 1B		0-1 F5		1-0 F4		4	1	2	0	0	0	1
Jason Bere, R OBP: 0.200, SLG: 0.300 Mike Fyhrie, R (3, 1)		1-2 FC4-6		0-3 K		0-1 HR		2-1 G1-3		1	0	0	0	0	0	1
Todd Van Poppel, R (4, 1)										0	0	0	0	0	0	0
15 Julio Zuleta, R OBP: 0.294, SLG: 0.489 (7, PH) (8, 3)										1	0	0	0	0	1	1
										2	1	1	2	0	0	0

Inning Stats	R: 0	H: 2	E: 0	K: 0	S: 11	H: 2	LOB: 2	BB: 1	P: 18	R: 0	H: 1	E: 0	K: 0	S: 8	H: 1	LOB: 1	BB: 0	P: 13	R: 0	H: 1	E: 0	K: 2	S: 11	H: 0	LOB: 0	BB: 0	P: 20	R: 0	H: 0	E: 0	K: 1	S: 9	H: 2	LOB: 1	BB: 0	P: 17	R: 0	H: 0	E: 0	K: 2	S: 11	H: 0	LOB: 0	BB: 0	P: 14	R: 2	H: 3	E: 0	K: 1	S: 12	H: 1	LOB: 1	BB: 0	P: 17	R: 0	H: 0	E: 0	K: 2	S: 14	H: 0	LOB: 0	BB: 0	P: 19	R: 0	H: 0	E: 0	K: 0	S: 6	H: 0	LOB: 0	BB: 0	P: 9	1B: 7	2B: 1	3B: 0	HR: 1	SF: 0	SAC: 0	DP: 0	HBP: 0	WP: 0	PB: 0	SB: 0	CS: 1	PA: 36
PITCHER	IP	WLS	BF	H	R	ER	SO	BB	IBB	HBP	BLK	WP	HR	S	P	ERA	WHIP																																																																				
Brian Tollberg, R ERA: 3.9 (1, 1)	6.1		27	8	3	3	6	1	0	0	0	0	1	67	101	4.26	1.421																																																																				
Tom Davey, R ERA: 3.24 (7, 1)	0.2		3	1	0	0	1	0	0	0	0	0	0	6	10	0.00	1.500																																																																				
Rodney Myers, R ERA: 4.91 (8, 1)	2.0		6	0	0	0	2	0	0	0	0	0	0	20	28	0.00	0.000																																																																				

**BOTTOM**

**San Diego Padres @ Chicago Cubs**  
Wrigley Field, Chicago, IL

Tue May 01 2001, 7:05 PM CDT  
Att. 28,842 - Sunny - 77 F

AB	35
R	3
H	9
RBI	3
BB	1
SO	9
LOB	11



Batter	1	2	3	4	5	6	7	8	9	AB R H RBI BB SO LOB	TOP											
Rickey Henderson, R OBP: 0.358, SLG: 0.356 (1, 7)	2-3 K		0-0 SF9 F8 1-2 1B		1-3 K			2-3 K		4 0 1 0 0 3 0	<b>San Diego Padres @ Chicago Cubs</b> Wrigley Field, Chicago, IL Wed May 02 2001, 7:05 PM CDT Att. 27,016 - Overcast - 81 F											
Mark Kotsay, L OBP: 0.280, SLG: 0.333 (1, 8)	0-0 G4-3		1-1 F8			0-2 WP BB SF7 1B		1-0 G3-1		4 1 1 0 0 0 2												
Ryan Klesko, L OBP: 0.389, SLG: 0.388 (1, 3)	0-1 G4-3		1-0 SF9			4-2 G4-3 WP 1-2 BB		4-2 BB		1 0 0 1 2 0 0												
Phil Nevin, R OBP: 0.387, SLG: 0.660 (1, 5)		0-1 G6-3	2-3 K			3-2 SF7		3-2 G6-3		3 0 0 1 0 1 2												
Bubba Trammell, R OBP: 0.344, SLG: 0.468 David Lee, R Jimmy Osting, R Dave Magadan, L OBP: 0.364, SLG: 0.350 (1, 9) (8, 1) (8, 1) (9, PH)		0-0 G4-3		0-0 P4		1-0 G4-3		1-1 1B		3 0 0 0 0 0 1 0 0 0 0 0 0 0 0 0 0 0 0 0 0 1 0 1 0 0 0 0												
Ben Davis, S OBP: 0.462, SLG: 0.567 (1, 2)		2-2 HR		0-1 G4-3		0-1 P6		3-3 K		4 1 1 1 0 1 2												
Damian Jackson, R OBP: 0.339, SLG: 0.374 (1, 4)		2-1 1B		0-2 F9			0-2 F9		1-0 F8	4 0 1 0 0 0 1												
Donaldo Mendez, R OBP: 0.246, SLG: 0.231 Alex Arias, R OBP: 0.294, SLG: 0.286 (1, 6) (9, PH)		0-0 B5		2-3 K			1-2 G1-3		1-0 G6-3	3 0 0 0 0 1 1 1 0 0 0 0 0 1												
Kevin Jarvis, L OBP: 0.333, SLG: 0.417 Santiago Perez, S OBP: 0.431, SLG: 0.300 Jay Witasick, R (1, 1) (6, 9) (6, 1)			1-0 F8 BB SF9 1B		2-0 G4-3		1-1 F8			2 1 1 0 0 0 0 1 0 0 0 0 0 0 0 0 0 0 0 0 0												
<b>Inning Stats</b>	R: 0 E: 0 K: 1 S: 8	H: 0 LOB: 0 BB: 0 P: 10	R: 1 E: 0 K: 0 S: 9	H: 2 LOB: 1 BB: 0 P: 13	R: 1 E: 0 K: 1 S: 8	H: 2 LOB: 1 BB: 0 P: 13	R: 0 E: 0 K: 0 S: 6	H: 0 LOB: 0 BB: 0 P: 6	R: 0 E: 0 K: 2 S: 7	H: 0 LOB: 0 BB: 0 P: 12		R: 1 E: 0 K: 0 S: 12	H: 1 LOB: 1 BB: 1 P: 20	R: 0 E: 0 K: 0 S: 8	H: 0 LOB: 0 BB: 0 P: 10	R: 0 E: 0 K: 1 S: 12	H: 0 LOB: 1 BB: 1 P: 22	R: 0 E: 0 K: 1 S: 8	H: 1 LOB: 1 BB: 0 P: 14	1B: 5 2B: 0 3B: 0 HR: 1	SF: 2 SAC: 0 DP: 0 HBP: 0	WP: 1 PB: 0 SB: 0 CS: 0
<b>PITCHER</b> Jon Lieber, R ERA: 3.0 Kyle Farnsworth, R ERA: 1.72	IP 8.0	WLS W	BF 31	H 5	R 3	ER 3	SO 5	BB 2	IBB 0	HBP 0	BLK 0	WP 1	HR 1	S 70	P 106	ERA 3.38	WHIP 0.875					
	IP 1.0	WLS 4	BF 1	H 0	R 0	ER 0	SO 1	BB 0	IBB 0	HBP 0	BLK 0	WP 0	HR 0	S 8	P 14	ERA 0.00	WHIP 1.000					

AB	31
R	3
H	6
RBI	3
BB	2
SO	6
LOB	10









Batter	1	2	3	4	5	6	7	8	9	AB	R	H	RBI	BB	SO	LOB
Eric Young Sr., R (1, 4) OBP: 0.328, SLG: 0.407	1-2 2B		0-0 G6-3		1-2 F2			1-1 F8		4	1	1	0	0	0	1
Ricky Gutierrez, R (1, 6) OBP: 0.295, SLG: 0.412	1-2 G1-3		0-2 L9			2-2 HR		2-2 1B		4	1	2	1	0	0	1
Bill Mueller, S (1, 5) OBP: 0.402, SLG: 0.554	2-0 2B		1-2 P6			2-2 G3		2-2 G4-3		4	0	1	1	0	0	1
Sammy Sosa, R (1, 9) OBP: 0.429, SLG: 0.596	1-3 K			0-0 G5-3		2-1 F5			0-1 HR	4	1	1	1	0	1	1
Matt Stairs, L (1, 7) OBP: 0.333, SLG: 0.306 (8, 3)	4-1 BB			2-1 G4-3		2-2 F8			0-0 P5	3	0	0	0	1	0	0
15 Julio Zuleta, R (1, 3) OBP: 0.328, SLG: 0.481 Manny Aybar, R (8, 1) OBP: 1.000, SLG: 1.000 Jeff Fassero, L (8, 1) Tom Gordon, R (9, 1) Todd Hundley, S (9, PH) OBP: 0.307, SLG: 0.394	2-3 K			0-0 F9			2-0 G6-3		2-2 E9 1B	3	0	0	0	0	1	2
Joe Girardi, R (1, 2) OBP: 0.324, SLG: 0.303			1-2 G6-3		2-3 K		1-3 K		1-2 P3	4	0	0	0	0	2	1
Gary Matthews, S (1, 8) OBP: 0.222, SLG: 0.379			0-1 G4-3		4-2 BB		1-3 K		2-1 G1-3	3	0	0	0	1	1	1
34 Kerry Wood, R (1, 1) OBP: 0.167, SLG: 0.167 Ron Coomer, R (5, PH) OBP: 0.222, SLG: 0.235 Courtney Duncan, L (6, 1) Rondell White, R (8, 7) OBP: 0.337, SLG: 0.484			2-3 K		1-2 F9			1-3 K		1	0	0	0	0	1	0

Inning Stats	R: 1	H: 2	E: 0	K: 2	S: 15	R: 0	H: 0	E: 0	K: 1	S: 8	R: 0	H: 0	E: 0	K: 0	S: 7	R: 0	H: 0	E: 0	K: 0	S: 4	R: 0	H: 0	E: 0	K: 1	S: 14	R: 1	H: 1	E: 0	K: 0	S: 11	R: 0	H: 0	E: 0	K: 2	S: 7	R: 0	H: 1	E: 0	K: 1	S: 13	R: 1	H: 2	E: 1	K: 0	S: 11	1B: 2	2B: 2	3B: 0	HR: 2	SF: 0	SAC: 0	DP: 0	HBP: 0	WP: 0	PB: 0	SB: 1	CS: 0	PA: 35
--------------	------	------	------	------	-------	------	------	------	------	------	------	------	------	------	------	------	------	------	------	------	------	------	------	------	-------	------	------	------	------	-------	------	------	------	------	------	------	------	------	------	-------	------	------	------	------	-------	-------	-------	-------	-------	-------	--------	-------	--------	-------	-------	-------	-------	--------

PITCHER	IP	WLS	BF	H	R	ER	SO	BB	IBB	HBP	BLK	WP	HR	S	P	ERA	WHIP
Bobby Jones, R (1, 1) ERA: 3.38	7.0	W	26	3	2	2	6	2	0	0	0	0	1	66	103	2.57	0.714
Tom Davey, R (8, 1) ERA: 2.89	1.0	H	4	1	0	0	1	0	0	0	0	0	0	13	19	0.00	1.000
Trevor Hoffman, R (9, 1) ERA: 3.97	1.0	S	5	2	1	1	0	0	0	0	0	0	1	11	16	9.00	2.000

BOTTOM

San Diego Padres @ Chicago Cubs  
Wrigley Field, Chicago, IL  
Thu May 03 2001, 1:20 PM CDT  
Att: 27,307 - Sunny - 80 F

AB	33
R	3
H	6
RBI	3
BB	2
SO	7
LOB	9



PITCHER	IP	WLS	BF	H	R	ER	SO	BB	IBB	HBP	BLK	WP	HR	S	P	ERA	WHIP
---------	----	-----	----	---	---	----	----	----	-----	-----	-----	----	----	---	---	-----	------



Batter	1	2	3	4	5	6	7	8	9	AB R H RBI BB SO LOB	TOP											
Rickey Henderson, R (1, 7) Mike Colangelo, R (8, PH) OBP: 0.371, SLG: 0.423 OBP: 0.353, SLG: 0.588	2-2 F8	3-3 K		1-0 2B		1-0 G5-3		1-3 K		4 0 1 0 0 1 2 1 0 0 0 0 1 1												
Mark Kotsay, L (1, 8) OBP: 0.283, SLG: 0.315	1-1 HR 1B	0-1 G3		2-2 G6-3		2-3 K			0-3 K	5 1 1 0 0 2 3												
Ryan Klesko, L (1, 3) OBP: 0.390, SLG: 0.447	1-1 HR			1-0 F8		3-1 F8		2-1 G4-3		5 2 2 3 0 0 0												
Phil Nevin, R (1, 5) Dave Magadan, L (9, PH) OBP: 0.392, SLG: 0.645 OBP: 0.375, SLG: 0.333	1-2 G6-3			1-1 2B		0-3 K		3-2 G6-3		4 1 1 0 0 1 0 1 0 0 0 0 0 0												
Ben Davis, S (1, 2) Jay Witasick, R (7, 1) Santiago Perez, S (9, PH) Brian Lawrence, R (9, 1)	0-1 HR 1B			0-1 1B 2B		3-3 K		2-0 F8		4 2 2 1 0 1 0 0 0 0 0 0 0 0 1 0 0 0 0 0 0 0 0 0 0 0 0 0												
Bubba Trammell, R (1, 9) OBP: 0.351, SLG: 0.506	2-1 HR			1-2 1B		2-2 F8		1-0 F8		4 1 2 3 0 0 0												
Damian Jackson, R (1, 4) OBP: 0.338, SLG: 0.365	2-3 K			2-1 G1-6-3		1-0 2B 1B		0-3 K		4 1 1 0 0 2 0												
Alex Arias, R (1, 6) Donaldo Mendez, R (8, PR) OBP: 0.310, SLG: 0.314 OBP: 0.246, SLG: 0.231		2-1 G5-3		3-3 K		2-1 2B 2B		3-1 HR 1B		4 1 2 1 0 1 0 0 1 0 0 0 0 0												
Adam Eaton, R (1, 1) David Lee, R (7, 1) Wiki Gonzalez, R (7, 2) OBP: 0.286, SLG: 0.308 OBP: 0.289, SLG: 0.452		3-2 1B		2-2 G6-3		1-0 2B		2-0 HR		3 0 2 1 0 0 0 0 0 0 0 0 0 0 1 1 1 2 0 0 0												
<b>Inning Stats</b>	R: 4 E: 0 K: 1 S: 19	H: 4 LOB: 0 BB: 0 P: 28	R: 0 E: 0 K: 1 S: 13	H: 1 LOB: 1 BB: 0 P: 21	R: 2 E: 0 K: 0 S: 10	H: 3 LOB: 0 BB: 0 P: 15	R: 0 E: 0 K: 1 S: 11	H: 1 LOB: 1 BB: 0 P: 19	R: 0 E: 0 K: 2 S: 9	H: 0 LOB: 0 BB: 0 P: 15	R: 2 E: 0 K: 1 S: 14	H: 3 LOB: 1 BB: 0 P: 22	R: 0 E: 0 K: 0 S: 7	H: 0 LOB: 0 BB: 0 P: 14	R: 2 E: 0 K: 2 S: 10	H: 2 LOB: 1 BB: 0 P: 17	R: 1 E: 0 K: 1 S: 15	H: 1 LOB: 0 BB: 0 P: 20	1B: 6 2B: 5 3B: 0 HR: 4	SF: 0 SAC: 0 DP: 0 HBP: 0	WP: 0 PB: 0 SB: 2 CS: 0	PA: 41
<b>PITCHER</b>	IP WLS BF H R ER SO BB IBB HBP BLK WP HR S P ERA WHIP																					
Elmer Dessens, R (1, 1) ERA: 5.82	5.1 L 27 12 8 8 5 0 0 0 0 0 0 2 71 112 13.50 2.250																					
Hector Mercado, L (6, 1) ERA: 3.6	0.2 2 0 0 0 1 0 0 0 0 0 0 0 5 8 0.00 0.000																					
Dennys Reyes, L (7, 1) ERA: 3.07	2.0 8 2 2 2 2 0 0 0 0 0 0 1 17 31 9.00 1.000																					
Mark Wohlers, R (9, 1) ERA: 4.85	1.0 4 1 1 1 1 0 0 0 0 0 0 1 15 20 9.00 1.000																					

**San Diego Padres @ Cincinnati Reds**  
 Cinergy Field, Cincinnati, OH  
 Fri May 04 2001, 7:05 PM EDT  
 Att. 24,630 - Sunny - 84 F

AB	41
R	11
H	15
RBI	11
BB	0
SO	9
LOB	6



WP	0	PA	41
PB	0		
SB	2		
CS	0		

PITCHER	IP	WLS	BF	H	R	ER	SO	BB	IBB	HBP	BLK	WP	HR	S	P	ERA	WHIP
---------	----	-----	----	---	---	----	----	----	-----	-----	-----	----	----	---	---	-----	------

Batter	1	2	3	4	5	6	7	8	9	AB	R	H	RBI	BB	SO	LOB
Michael Tucker, L (1, 8) OBP: 0.371, SLG: 0.488	0-0 G5-4-3 1B		1-3 K		0-2 2B		2-2 L8 1B	0-1 F8		5	1	3	0	0	1	1
Dmitri Young, S (1, 7) OBP: 0.341, SLG: 0.456	0-0 G5-4-3 1-2f			2-2 G1-3	1-2 E6		2-0 L8 1-3		1-1 G3 1B	5	1	1	0	0	0	4
Alex Ochoa, R (1, 9) OBP: 0.358, SLG: 0.422	1-0 HR			0-1 S 1B	0-3 K		0-1 1B 3-H		0-1 P5	5	2	3	2	0	1	4
Sean Casey, L (1, 3) OBP: 0.419, SLG: 0.560	2-0 G4-3			0-2 L8	0-3 K		0-0 WP 1B		2-1 G3 1-2	5	0	1	0	0	1	5
Aaron Boone, R (1, 5) OBP: 0.351, SLG: 0.486		3-3 K		4-0 1B 1-2 BB		0-1 G4-3 G6-3 2B	3-3 K2-3		2-2 FC6 1B 2-H	4	1	2	1	1	2	2
Jason LaRue, R (1, 2) OBP: 0.404, SLG: 0.532		0-0 G5-3		1-2 1-3 2-H 1B		4-0 G6-3 G4-3 BB	2-3 K		1-1 FC6 1-2f	4	0	1	1	1	1	3
Pokey Reese, R (1, 4) OBP: 0.303, SLG: 0.366		0-1 F9		1-1 F7		1-2 G4-3 1-2 2-3		3-1 G5-3 1B		4	0	1	0	0	0	4
Juan Castro, R (1, 6) OBP: 0.286, SLG: 0.294			0-3 K		0-0 F9	0-0 G6-3 2-3 3-H		3-2 G5-3		4	0	0	1	0	1	2
Elmer Dessens, R (1, 1) Hector Mercado, L (6, 1) Deion Sanders, L (6, PH) Dennys Reyes, R (7, 1) Brandon Larson, R (8, PH) Mark Wohlers, R (9, 1)			2-1 F9		4-1 2B BB	1-1 G6-3		1-2 F3		1	0	0	0	0	0	0

Inning Stats	R: 1	H: 2	E: 0	LOB: 0	K: 0	S: 4	P: 7	R: 0	H: 0	E: 0	LOB: 0	K: 1	S: 6	P: 9	R: 0	H: 0	E: 0	LOB: 0	K: 2	S: 8	P: 11	R: 1	H: 2	E: 0	LOB: 2	K: 0	S: 15	P: 23	R: 0	H: 1	E: 1	LOB: 3	K: 2	S: 14	P: 19	R: 1	H: 3	E: 0	LOB: 2	K: 2	S: 14	P: 23	R: 0	H: 1	E: 0	LOB: 1	K: 0	S: 8	P: 14	R: 1	H: 1	E: 0	LOB: 1	K: 2	S: 12	P: 19	R: 1	H: 2	E: 0	LOB: 1	K: 0	S: 11	P: 17	1B: 9	2B: 2	3B: 0	HR: 1	SF: 0	SAC: 0	DP: 1	HBP: 0	WP: 1	PA: 42
PITCHER	IP	WLS	BF	H	R	ER	SO	BB	IBB	HBP	BLK	WP	HR	S	P	ERA	WHIP																																																								
Adam Eaton, R (1, 1) ERA: 5.89	6.0	W	28	7	4	4	5	3	0	0	0	0	0	59	89	6.00	1.667																																																								
David Lee, R (7, 1) ERA: 2.45	0.1		3	2	0	0	0	0	0	0	0	0	0	4	6	0.00	6.000																																																								
Jay Witasick, R (7, 1) ERA: 1.47	1.2	H	6	1	0	0	2	0	0	0	0	1	0	18	30	0.00	0.600																																																								
Brian Lawrence, R (9, 1) ERA: 6.23	1.0		5	2	1	1	0	0	0	0	0	0	0	11	17	9.00	2.000																																																								

BOTTOM

San Diego Padres @ Cincinnati Reds  
Cinergy Field, Cincinnati, OH  
Fri May 04 2001, 7:05 PM EDT  
Att. 24,630 - Sunny - 84 F

livebaseballscores.com

AB	39
R	5
H	12
RBI	5
BB	3
SO	7
LOB	27





Batter	1	2	3	4	5	6	7	8	9	AB R H RBI BB SO LOB	
Rickey Henderson, R OBP: 0.403, SLG: 0.446 (1, 7)	1-2 1B 2B 1B		1-1 1B FC4-6 1B		2-1 F7		4-2 BB		0-0 1B 2B 1B	4 3 3 0 1 0 0	
Mark Kotsay, L OBP: 0.308, SLG: 0.328 (1, 8)	0-0 F8		3-1 FC4-6 1B		4-1 BB		3-3 K		1-1 2B E 1B	4 1 2 0 1 1 3	
Ryan Klesko, L OBP: 0.390, SLG: 0.455 (1, 3)	1-1 2B 1B		1-1 FC4-6 G6-4-3		1-0 G4-3			1-1 G4-3	1-2 E7 2B	5 0 2 2 0 0 2	
Phil Nevin, R OBP: 0.393, SLG: 0.651 Dave Magadan, L OBP: 0.370, SLG: 0.304 (1, 5) (3, 5)	1-0 1B 2B		0-0 G6-4-3		2-3 K			4-0 FC6-4 BB	0-2 G1	2 1 1 1 0 0 1 2 0 0 0 1 1 1	
Ben Davis, S OBP: 0.462, SLG: 0.549 (1, 2)	1-1 1B			1-0 1B		0-0 G6-3		1-0 FC6-4 1B		4 0 2 1 0 0 1	
Bubba Trammell, R OBP: 0.347, SLG: 0.494 Trevor Hoffman, R (8, 1)	1-3 K			0-0 F7		0-0 F9		1-0 1B		4 0 1 0 0 1 2 0 0 0 0 0 0 0	
Damian Jackson, R OBP: 0.336, SLG: 0.356 (1, 4)		1-0 F9		2-3 K			4-1 S WP BB	0-0 G5-3		3 0 0 0 1 1 3	
Donaldo Mendez, R OBP: 0.230, SLG: 0.214 (1, 6)		0-3 K		0-3 K			1-3 K		0-2 G4-3	4 0 0 0 0 3 2	
Woody Williams, R OBP: 0.111, SLG: 0.125 Tom Davey, R Santiago Perez, S OBP: 0.414, SLG: 0.283 (1, 1) (7, 1) (8, 9)		0-0 P6			1-1 P6		2-3 K		1-2 F8	3 0 0 0 0 1 1 0 0 0 0 0 0 0 1 0 0 0 0 0 0	
<b>Inning Stats</b>	R: 2 H: 4 E: 0 LOB: 1 K: 1 BB: 0 S: 12 P: 17	R: 0 H: 0 E: 0 LOB: 0 K: 1 BB: 0 S: 5 P: 6	R: 1 H: 2 E: 0 LOB: 0 K: 0 BB: 0 S: 7 P: 12	R: 0 H: 1 E: 0 LOB: 1 K: 2 BB: 0 S: 8 P: 11	R: 0 H: 0 E: 0 LOB: 1 K: 0 BB: 1 S: 6 P: 14	R: 0 H: 0 E: 0 LOB: 0 K: 1 BB: 0 S: 7 P: 9	R: 0 H: 0 E: 0 LOB: 2 K: 3 BB: 2 S: 19 P: 33	R: 0 H: 1 E: 0 LOB: 2 K: 0 BB: 1 S: 5 P: 12	R: 2 H: 3 E: 1 LOB: 1 K: 0 BB: 0 S: 15 P: 18	1B: 9 SF: 0 2B: 2 SAC: 0 3B: 0 DP: 1 HR: 0 HBP: 0	
<b>PITCHER</b>	IP WLS BF H R ER SO BB IBB HBP BLK WP HR S P ERA WHIP										
Rob Bell, R ERA: 4.91 (1, 1)	6.0 L 24 7 3 3 5 1 0 0 0 0 0 0 45 69 4.50 1.333										
Hector Mercado, L ERA: 3.27 (7, 1)	1.0 5 0 0 0 3 2 0 0 0 1 0 19 33 0.00 2.000										
Dennys Reyes, L ERA: 2.93 (8, 1)	0.2 3 0 0 0 0 1 0 0 0 0 0 3 9 0.00 1.500										
Danny Graves, R ERA: 0.57 (8, 1)	1.1 8 4 2 1 0 0 0 0 0 0 0 17 21 6.75 3.000										

**San Diego Padres @ Cincinnati Reds**  
Cinergy Field, Cincinnati, OH

AB	36
R	5
H	11
RBI	4
BB	4
SO	8
LOB	16

WP	1	PA	40
PB	0		
SB	1		
CS	0		

ERA	4.91	3.27	2.93	0.57
WHIP	1.333	2.000	1.500	3.000

Sat May 05 2001, 1:15 PM EDT  
Att. 23,975 - Cloudy - 79 F

[livebaseballscorecards.com](http://livebaseballscorecards.com)



BOTTOM

San Diego Padres @ Cincinnati Reds  
Cinergy Field, Cincinnati, OH  
Sat May 05 2001, 1:15 PM EDT  
Att. 23,975 - Cloudy - 79 F

livebaseballscorecards.com

AB	34
R	2
H	9
RBI	2
BB	0
SO	6
LOB	13



WP:	0	PA:	35
PB:	0	SB:	0
CS:	0		

AB R H RBI BB SO LOB

3 0 1 0 0 0 1

4 0 2 0 0 0 2

4 0 1 0 0 0 3

4 1 1 1 0 2 2

4 1 1 1 0 0 1

4 0 0 0 0 2 0

4 0 2 0 0 0 0

4 0 1 0 0 0 2

1B:	6	SF:	0
2B:	2	SAC:	0
3B:	0	DP:	2
HR:	2	HBP:	1

1B:	6	SF:	0
2B:	2	SAC:	0
3B:	0	DP:	2
HR:	2	HBP:	1

WP:	0	PA:	35
PB:	0	SB:	0
CS:	0		

Batter	1	2	3	4	5	6	7	8	9
Deion Sanders, L OBP: 0.294, SLG: 0.438 (1, 8)	3-2 P7-4 G1-3 HBP		0-0 G1-3			1-2 L8		0-1 G4-3 1B	
Dmitri Young, S OBP: 0.346, SLG: 0.466 (1, 7)	2-2 G1-3			0-1 FC5-4 1B		1-2 2B		2-0 G4-3 1-2f	
Alex Ochoa, R OBP: 0.354, SLG: 0.415 (1, 9)	2-2 P7-4 2-3f			2-1 FC5-4 1-2f		1-2 G4-3		0-1 1B	
Sean Casey, L OBP: 0.413, SLG: 0.579 (1, 3)			1-1 F8		0-3 K		0-0 HR	3-3 K	
Aaron Boone, R OBP: 0.347, SLG: 0.505 (1, 5)			1-2 F9		1-2 F7		1-0 HR	1-1 F7	
Juan Castro, R OBP: 0.256, SLG: 0.263 (1, 6)			1-2 G6-3		0-3 K		1-0 F9	0-3 K	
Pokey Reese, R OBP: 0.311, SLG: 0.371 (1, 4)			1-0 F8		1-1 G4-3		1-0 1B	1-2 1B	
Kelly Stinnett, R OBP: 0.371, SLG: 0.340 (1, 2)			1-2 1B		0-0 F7		1-0 F8	0-2 F7	
Rob Bell, R Ruben Rivera, R Hector Mercado, L Michael Tucker, L Dennys Reyes, R Danny Graves, R (1, 1) (6, PH) (7, 1) (7, PH) (8, 1) (8, 1)			2-3 K		0-3 K		2-0 P6		

Inning Stats	R: 0	H: 0	E: 0	K: 0	S: 11	LOB: 0	BB: 0	P: 17	R: 0	H: 0	E: 0	K: 0	S: 8	LOB: 0	BB: 0	P: 11	R: 0	H: 1	E: 0	K: 1	S: 8	LOB: 1	BB: 0	P: 12	R: 0	H: 1	E: 0	K: 1	S: 10	LOB: 1	BB: 0	P: 13	R: 0	H: 0	E: 0	K: 1	S: 6	LOB: 0	BB: 0	P: 7	R: 0	H: 1	E: 0	K: 1	S: 14	LOB: 1	BB: 0	P: 17	R: 2	H: 3	E: 0	K: 0	S: 6	LOB: 1	BB: 0	P: 12	R: 0	H: 2	E: 0	K: 1	S: 8	LOB: 1	BB: 0	P: 13	R: 0	H: 1	E: 0	K: 1	S: 13	LOB: 1	BB: 0	P: 15	1B: 6	SF: 0	2B: 2	SAC: 0	3B: 0	DP: 2	HR: 2	HBP: 1	WP: 0	PA: 35
--------------	------	------	------	------	-------	--------	-------	-------	------	------	------	------	------	--------	-------	-------	------	------	------	------	------	--------	-------	-------	------	------	------	------	-------	--------	-------	-------	------	------	------	------	------	--------	-------	------	------	------	------	------	-------	--------	-------	-------	------	------	------	------	------	--------	-------	-------	------	------	------	------	------	--------	-------	-------	------	------	------	------	-------	--------	-------	-------	-------	-------	-------	--------	-------	-------	-------	--------	-------	--------

PITCHER	IP	WLS	BF	H	R	ER	SO	BB	IBB	HBP	BLK	WP	HR	S	P	ERA	WHIP
Woody Williams, R ERA: 5.06 (1, 1)	6.1	W	25	6	2	2	4	0	0	1	0	0	2	61	84	2.84	0.947
Tom Davey, R ERA: 2.53 (7, 1)	1.1	H	5	2	0	0	0	0	0	0	0	0	0	7	12	0.00	1.500
Trevor Hoffman, R ERA: 3.55 (8, 1)	1.1	S	5	1	0	0	2	0	0	0	0	0	0	16	21	0.00	0.750



Batter	1	2	3	4	5	6	7	8	9	AB R H RBI BB SO LOB	TOP											
Rickey Henderson, R (1, 7) OBP: 0.417, SLG: 0.458 Mike Colangelo, R (9, 7) OBP: 0.353, SLG: 0.588	0-2 F8 1B 2B	4-1 FC6 1B BB	4-0 BB BB		1-3 K			3-2 G5-3		3 2 1 0 2 1 0 0 0 0 0 0 0 0												
Mark Kotsay, L (1, 8) OBP: 0.314, SLG: 0.339	3-2 F8 2-3	3-2 FC6 1B 2B	4-2 BB BB			1-1 F9		0-0 2B		4 1 1 0 1 0 3												
Ryan Klesko, L (1, 3) OBP: 0.391, SLG: 0.456	2-2 1B E 1B	0-1 2B 1B	2-2 SF7			2-3 K		2-2 F7		4 2 2 4 0 1 1												
Dave Magadan, L (1, 5) OBP: 0.375, SLG: 0.357	2-2 1B 1-3	0-1 1B 2B	1-0 G1-3			3-2 F8		1-2 F8		5 1 2 2 0 0 3												
Ben Davis, S (1, 2) OBP: 0.448, SLG: 0.520	1-0 L4	2-3 K		1-0 G4-3			4-1 BB BB		0-0 G3	4 0 0 0 1 1 3												
Bubba Trammell, R (1, 9) OBP: 0.359, SLG: 0.495	2-0 1B 1-2 3-H	1-0 FC6-4 1B		1-0 G3-1			4-2 1-2 BB		2-1 G3	4 0 2 2 1 0 0												
Damian Jackson, R (1, 4) OBP: 0.331, SLG: 0.350	1-3 K	0-1 FC6-4		0-0 F8			2-2 F9		2-2 2B 1B	5 0 1 0 0 1 5												
Donaldo Mendez, R (1, 6) OBP: 0.258, SLG: 0.279		2-0 FC6 SH1-3 1B	0-0 BB SF7 2B		1-3 K		1-3 K		1-1 1-3 2B	5 2 3 0 0 2 2												
Brian Tollberg, R (1, 1) OBP: 0.143, SLG: 0.143 Rodney Myers, R (6, 1) Jimmy Osting, R (7, 1) Santiago Perez, S (9, PH) OBP: 0.407, SLG: 0.277 David Lee, R (9, 1)		0-1 SH1-3	1-3 K		0-1 1B		1-0 F8		2-2 F8	2 0 1 0 0 1 1 1 0 0 0 0 0 2 0 0 0 0 0 0 0 1 0 0 0 0 0 2 0 0 0 0 0 0 0												
<b>Inning Stats</b>	R: 2 E: 1 K: 1 S: 21	H: 4 LOB: 2 BB: 0 P: 32	R: 5 E: 0 K: 1 S: 19	H: 4 LOB: 1 BB: 1 P: 31	R: 1 E: 0 K: 1 S: 10	H: 1 LOB: 2 BB: 1 P: 22	R: 0 E: 0 K: 0 S: 3	H: 0 LOB: 0 BB: 0 P: 5	R: 0 E: 0 K: 2 S: 9	H: 1 LOB: 0 BB: 0 P: 11	R: 0 E: 0 K: 1 S: 8	H: 0 LOB: 0 BB: 0 P: 14	R: 0 E: 0 K: 1 S: 10	H: 0 LOB: 2 BB: 2 P: 22	R: 0 E: 0 K: 0 S: 10	H: 1 LOB: 1 BB: 0 P: 16	R: 0 E: 0 K: 0 S: 14	H: 2 LOB: 2 BB: 0 P: 21	1B: 8 2B: 5 3B: 0 HR: 0	SF: 1 SAC: 1 DP: 0 HBP: 0	WP: 0 PB: 0 SB: 0 CS: 0	PA: 45
<b>PITCHER</b>	IP WLS BF H R ER SO BB IBB HBP BLK WP HR S P ERA WHIP																					
Oswaldo Fernandez, R (1, 1) ERA: 6.55	1.2 L 15 8 7 6 2 1 0 0 0 0 0 0 38 61 32.40 5.400																					
Jim Brower, R (2, 1) ERA: 4.88	5.1 21 2 1 1 5 4 0 0 0 0 0 0 42 76 1.69 1.125																					
John Riedling, R (8, 1) ERA: 3.12	1.0 4 1 0 0 0 0 0 0 0 0 0 0 10 16 0.00 1.000																					
Scott Sullivan, R (9, 1) ERA: 6.06	1.0 5 2 0 0 0 0 0 0 0 0 0 0 14 21 0.00 2.000																					

**San Diego Padres @ Cincinnati Reds**  
Cinergy Field, Cincinnati, OH  
Sun May 06 2001, 1:15 PM EDT  
Att. 25,929 - Sunny - 83 F

[livebaseballscorecards.com](http://livebaseballscorecards.com)

AB	38
R	8
H	13
RBI	8
BB	5
SO	7
LOB	22



Batter	1	2	3	4	5	6	7	8	9	AB	R	H	RBI	BB	SO	LOB
Barry Larkin, R (1, 6) OBP: 0.458, SLG: 0.448 Donnie Sadler, R (4, 6) OBP: 0.189, SLG: 0.250	0-1 F9		1-1 F8		2-3 K			3-3 K		2	0	0	0	0	0	0
Michael Tucker, L (1, 8) OBP: 0.362, SLG: 0.466	4-2 FC4-6 S BB		0-0 G1-3		0-3 K			1-2 G3		3	0	0	0	1	1	1
Dmitri Young, S (1, 7) OBP: 0.346, SLG: 0.458 Ruben Rivera, R (7, 8) OBP: 0.350, SLG: 0.436	4-1 FC4-6 1-2 BB			0-0 G4-3		1-3 K		2-3 K		2	0	0	0	1	1	0
Sean Casey, L (1, 3) OBP: 0.407, SLG: 0.566	0-1 L9			0-1 E5 2B SF8		1-2 G1-3			1-2 FC4-6 1B	4	1	1	0	0	0	2
Alex Ochoa, R (1, 9) OBP: 0.350, SLG: 0.418	1-1 FC4-6 1-2f 2-3			0-1 E 1-3 2B		1-1 G4-3			0-1 FC4-6 1B 1-2f	4	1	1	0	0	0	3
Aaron Boone, R (1, 5) OBP: 0.344, SLG: 0.495		2-2 F9		0-1 SF8 2-3 3-H			2-1 L7		4-2 1B 1-2 BB	2	0	0	1	1	0	0
Pokey Reese, R (1, 4) OBP: 0.308, SLG: 0.366		0-1 G3		1-1 F9			1-2 L8		1-0 1B 1-2 2-H G6-4-3	4	0	1	1	0	0	1
Jason LaRue, R (1, 2) OBP: 0.410, SLG: 0.540		2-1 G5-3				0-1 2B		4-2 BB	1-0 G6-4-3 1-2f	3	0	1	0	1	0	2
Oswaldo Fernandez, R (1, 1) Jim Brower, R (2, 1) Deion Sanders, L (7, PH) John Riedling, R (8, 1) Scott Sullivan, R (9, 1)			0-1 L9		0-3 K			3-1 F5		0	0	0	0	0	0	0

Inning Stats	R: 0	H: 0	E: 0	K: 0	S: 9	R: 0	H: 0	E: 0	K: 0	S: 9	R: 0	H: 0	E: 0	K: 0	S: 5	R: 1	H: 1	E: 2	K: 0	S: 9	R: 0	H: 1	E: 0	K: 3	S: 11	R: 0	H: 0	E: 0	K: 1	S: 10	R: 0	H: 0	E: 0	K: 0	S: 9	R: 0	H: 0	E: 0	K: 2	S: 9	R: 1	H: 2	E: 0	K: 0	S: 13	1B: 2	2B: 2	3B: 0	HR: 0	SF: 1	SAC: 0	DP: 1	HBP: 0	WP: 0	PB: 0	SB: 1	CS: 0	PA: 35
--------------	------	------	------	------	------	------	------	------	------	------	------	------	------	------	------	------	------	------	------	------	------	------	------	------	-------	------	------	------	------	-------	------	------	------	------	------	------	------	------	------	------	------	------	------	------	-------	-------	-------	-------	-------	-------	--------	-------	--------	-------	-------	-------	-------	--------

PITCHER	IP	WLS	BF	H	R	ER	SO	BB	IBB	HBP	BLK	WP	HR	S	P	ERA	WHIP
Brian Tollberg, R (1, 1) ERA: 3.32	5.2	W	22	2	1	0	4	2	0	0	0	0	0	51	70	0.00	0.706
Rodney Myers, R (6, 1) ERA: 4.6	1.0		4	0	0	0	0	1	0	0	0	0	0	9	17	0.00	1.000
Jimmy Osting, L (7, 1) ERA:	1.1		4	0	0	0	2	0	0	0	0	0	0	11	20	0.00	0.000
David Lee, R (9, 1) ERA: 3.86	1.0		5	2	1	1	0	1	0	0	0	0	0	13	20	9.00	3.000

**BOTTOM**

**San Diego Padres @ Cincinnati Reds**  
Cinergy Field, Cincinnati, OH

Sun May 06 2001, 1:15 PM EDT  
Att: 25,929 - Sunny - 83 F

livebaseballscorecards.com

<b>AB</b>	<b>30</b>
<b>R</b>	<b>2</b>
<b>H</b>	<b>4</b>
<b>RBI</b>	<b>2</b>
<b>BB</b>	<b>4</b>
<b>SO</b>	<b>6</b>
<b>LOB</b>	<b>12</b>





Batter	1	2	3	4	5	6	7	8	9	AB R H RBI BB SO LOB	TOP											
Rafael Furcal, S OBP: 0.280, SLG: 0.346 (1, 6)	2-1 L9		1-2 F7		1-0 G4-3			2-3 K		4 0 0 0 0 1 0	<b>Atlanta Braves @ San Diego Padres</b> Qualcomm Stadium, San Diego, CA Tue May 08 2001, 10:05 PM EDT Att. 20,494 - Sunny - 72 F											
Andruw Jones, R OBP: 0.319, SLG: 0.446 (1, 8)	3-1 F9		1-3 K		0-1 G4-3			1-2 G5-3		4 0 0 0 0 1 0												
10 Chipper Jones, S OBP: 0.447, SLG: 0.661 (1, 5)	1-0 G4-3		2-3 K			2-1 G4-3		3-1 FC5-4 1B		4 0 1 0 0 1 0												
Brian Jordan, R OBP: 0.323, SLG: 0.454 (1, 9)		1-1 2B 1B		1-0 L5		1-0 G6-3		1-0 FC5-4 1-2f		4 0 1 0 0 0 1												
B.J. Surhoff, L OBP: 0.302, SLG: 0.353 (1, 7)		0-0 1-3 2B		4-2 1B BB		1-2 F5		2-1 BB 1B		3 0 2 0 1 0 0												
Wes Helms, R OBP: 0.271, SLG: 0.533 (1, 3)		1-1 P4		1-2 F9		1-0 F8		0-0 F9		4 0 0 0 0 0 4												
Quitvio Veras, S OBP: 0.271, SLG: 0.294 (1, 4)		1-0 G1-3		0-1 1-2 1B		2-3 K		1-2 F9		4 0 1 0 0 1 3												
Paul Bako, L OBP: 0.240, SLG: 0.238 Marcus Giles, R OBP: 0.333, SLG: 0.250 (9, PH)		4-0 IBB		0-3 K		0-0 HR		4-2 1-2 BB		2 1 1 1 1 1 2 0 0 0 0 1 0 0												
Greg Maddux, R OBP: 0.214, SLG: 0.214 Dave Martinez, L OBP: 0.395, SLG: 0.378 Kerry Ligtenberg, R Matt Whiteside, R Bernard Gilkey, R OBP: 0.375, SLG: 0.714 (9, PH)		0-0 G1-3		1-2 G3		1-0 P5		3-2 P4		2 0 0 0 0 0 3 1 0 1 0 0 0 0 0 2												
<b>Inning Stats</b>	R: 0 E: 0 K: 0 S: 5	H: 0 LOB: 0 BB: 0 P: 11	R: 0 E: 0 K: 0 S: 7	H: 2 LOB: 3 BB: 1 P: 14	R: 0 E: 0 K: 2 S: 9	H: 0 LOB: 0 BB: 0 P: 13	R: 0 E: 0 K: 1 S: 12	H: 1 LOB: 2 BB: 1 P: 18	R: 0 E: 0 K: 0 S: 6	H: 0 LOB: 0 BB: 0 P: 8	R: 0 E: 0 K: 0 S: 6	H: 0 LOB: 0 BB: 0 P: 10	R: 1 E: 0 K: 1 S: 6	H: 1 LOB: 0 BB: 0 P: 10	R: 0 E: 0 K: 1 S: 9	H: 1 LOB: 1 BB: 0 P: 16	R: 0 E: 0 K: 0 S: 12	H: 1 LOB: 2 BB: 1 P: 22	1B: 4 2B: 1 3B: 0 HR: 1	SF: 0 SAC: 0 DP: 0 HBP: 0	WP: 0 PB: 0 SB: 0 CS: 0	PA: 36
<b>PITCHER</b>	IP WLS BF H R ER SO BB IBB HBP BLK WP HR S P ERA WHIP																					
Kevin Jarvis, R ERA: 5.31 (1, 1)	7.0 W 27 4 1 1 4 1 1 0 0 0 1 51 84 1.29 0.714																					
Jay Witasick, R ERA: 1.4 (8, 1)	1.0 4 1 0 0 1 0 0 0 0 0 0 9 16 0.00 1.000																					
Kevin Walker, L ERA: 3.12 (9, 1)	1.0 5 1 0 0 0 1 0 0 0 0 0 12 22 0.00 2.000																					

livebaseballscorecards.com

<b>AB</b>	<b>33</b>
<b>R</b>	<b>1</b>
<b>H</b>	<b>6</b>
<b>RBI</b>	<b>1</b>
<b>BB</b>	<b>3</b>
<b>SO</b>	<b>5</b>
<b>LOB</b>	<b>15</b>



Batter	1	2	3	4	5	6	7	8	9
Rickey Henderson, R (1, 7) Mike Colangelo, R (9, 7) OBP: 0.429, SLG: 0.500 OBP: 0.353, SLG: 0.588	1-1 1B 3B	1-0 S 1B		2-2 G4-3 2-3	0-2 CS 1-2	2-2 G4-3		1-0 1B S FC4-6 1B	
Mark Kotsay, L (1, 8) OBP: 0.333, SLG: 0.358	0-0 S 1B 3-H	2-3 K 1-2		0-0 S 1B 3-H		0-2 F7		2-2 FC4-6 1-3 1B	
Tony Gwynn, L (1, 9) Santiago Perez, S (7, 9) OBP: 0.388, SLG: 0.435 OBP: 0.400, SLG: 0.271	1-2 S 1B		0-0 G6-3 1B	0-1 G4-3 1-2		1-0 F8		0-1 L6	
Ryan Klesko, L (1, 3) OBP: 0.383, SLG: 0.444	2-3 K		1-1 G6-3 1-2f		2-0 G4-3		2-1 S S 2B 1B	0-0 FC4-6 FC6-4 WP 1-2f 1B	
Dave Magadan, L (1, 5) OBP: 0.405, SLG: 0.355	3-3 K 1-2 2-3		4-2 1B BB		1-0 1B 1B 1B		1-2 G5-3 1-2	4-2 FC6-4 BB	
Ben Davis, S (1, 2) OBP: 0.465, SLG: 0.526	4-1 BB		0-0 1-2 1B		0-0 1B 1B		4-1 2B BB 2-3	1-0 FC6-4 1-2f 2-3	
Damian Jackson, R (1, 4) OBP: 0.336, SLG: 0.362	0-3 K		2-2 L5		2-1 1B 1-2 2-3 1B		1-1 S 1-H 3-H 2B		
Donaldo Mendez, R (1, 6) OBP: 0.257, SLG: 0.277			0-1 F9		1-1 G4-3 1B G4-3 1B		2-3 K		
Kevin Jarvis, L (1, 1) Bubba Trammell, R (7, PH) Jay Witasick, R (8, 1) Kevin Walker, L (9, 1) OBP: 0.333, SLG: 0.400 OBP: 0.356, SLG: 0.489			1-1 G4-3		1-1 G4-3 1-2		2-3 K		

Inning Stats	R: 1	H: 3	E: 0	LOB: 3	K: 3	S: 17	P: 28	R: 0	H: 1	E: 0	LOB: 1	K: 1	S: 9	P: 12	R: 0	H: 2	E: 0	LOB: 2	K: 0	S: 9	P: 16	R: 1	H: 2	E: 0	LOB: 1	K: 0	S: 11	P: 15	R: 2	H: 4	E: 0	LOB: 1	K: 1	S: 12	P: 17	R: 0	H: 0	E: 0	LOB: 0	K: 0	S: 8	P: 11	R: 2	H: 2	E: 0	LOB: 1	K: 2	S: 17	P: 29	R: 1	H: 2	E: 0	LOB: 2	K: 0	S: 10	P: 18
--------------	------	------	------	--------	------	-------	-------	------	------	------	--------	------	------	-------	------	------	------	--------	------	------	-------	------	------	------	--------	------	-------	-------	------	------	------	--------	------	-------	-------	------	------	------	--------	------	------	-------	------	------	------	--------	------	-------	-------	------	------	------	--------	------	-------	-------

PITCHER	IP	WLS	BF	H	R	ER	SO	BB	IBB	HBP	BLK	WP	HR	S	P	ERA	WHIP
Greg Maddux, R (1, 1) ERA: 2.45	6.0	L	30	12	4	4	5	2	0	0	0	0	0	66	99	6.00	2.333
Kerry Ligtenberg, R (7, 1) ERA: 8.68	1.0		6	2	2	2	2	1	0	0	0	0	0	17	29	18.00	3.000
Matt Whiteside, R (8, 1) ERA: 13.5	1.0		6	2	1	1	0	1	0	0	0	1	0	10	18	9.00	3.000

**BOTTOM**

AB	R	H	RBI	BB	SO	LOB
5	2	3	0	0	0	1
0	0	0	0	0	0	0
5	0	3	2	0	1	1
4	0	2	0	0	0	1
1	0	0	0	0	0	2
5	1	1	1	0	1	4
3	1	1	0	2	1	3
3	2	2	0	2	0	2
4	0	2	2	0	1	5
4	1	1	0	0	2	4
3	0	1	2	0	0	1
1	0	0	0	0	1	1
0	0	0	0	0	0	0
0	0	0	0	0	0	0

**AB 38**  
**R 7**  
**H 16**  
**RBI 7**  
**BB 4**  
**SO 7**  
**LOB 25**

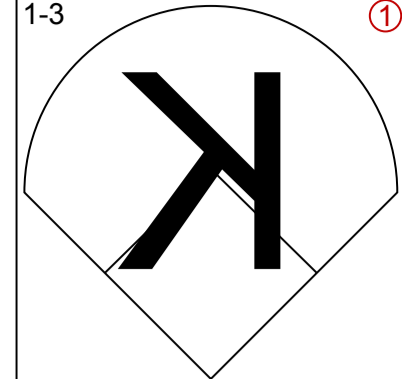
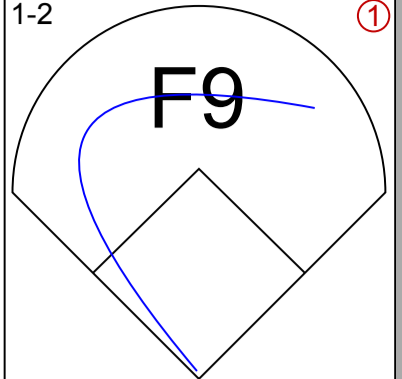
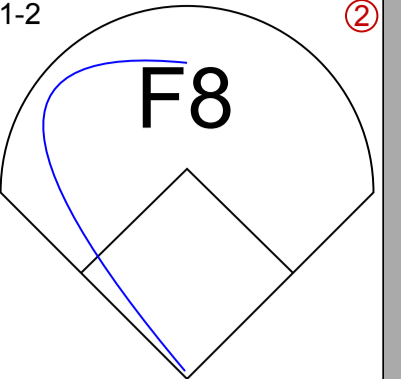
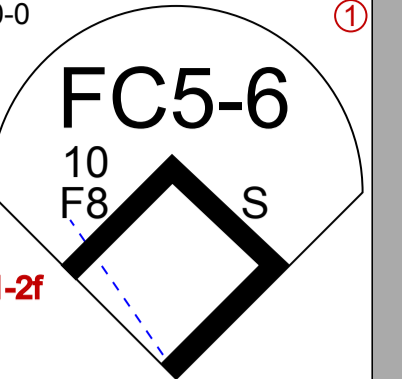
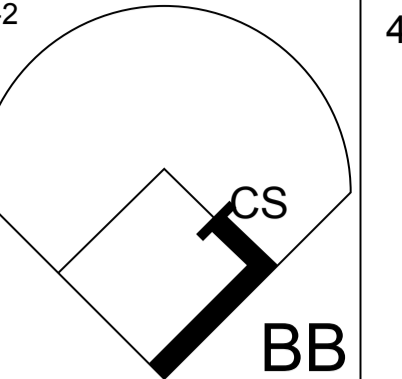
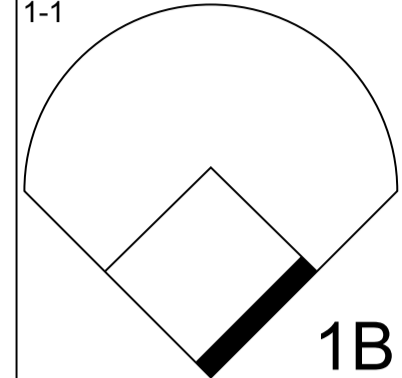
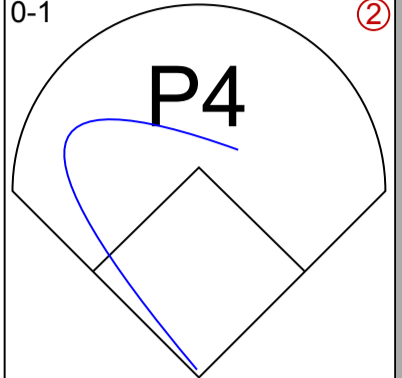
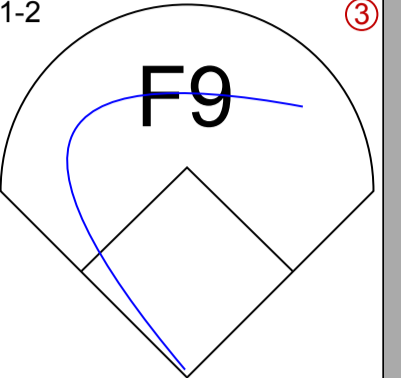
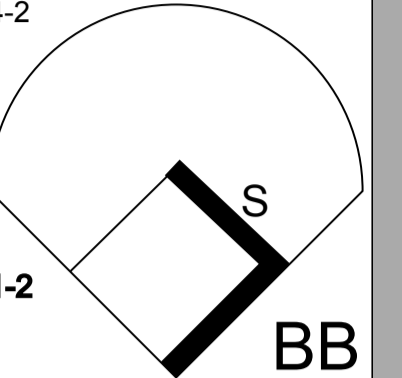
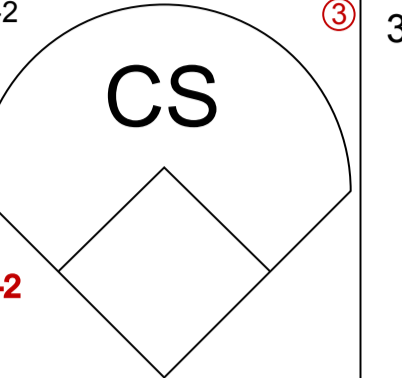
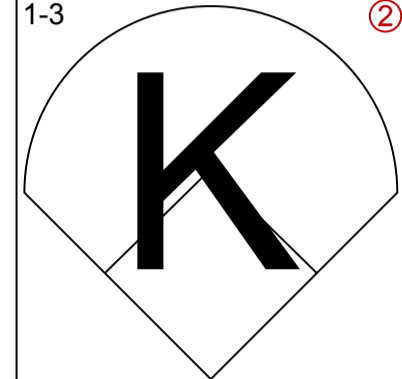
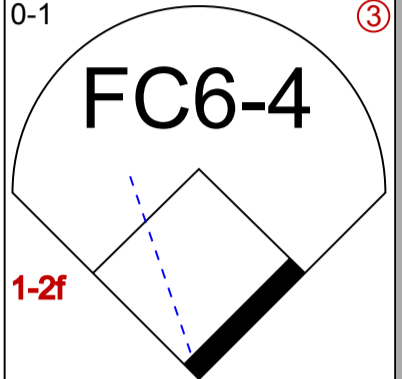
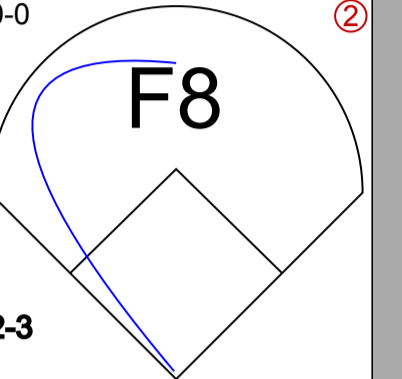
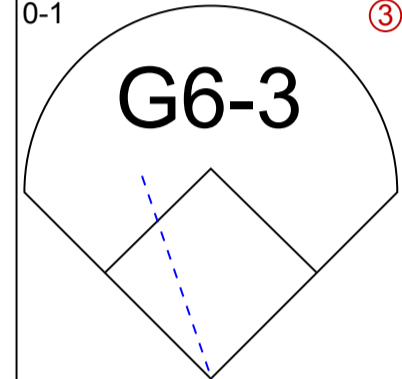
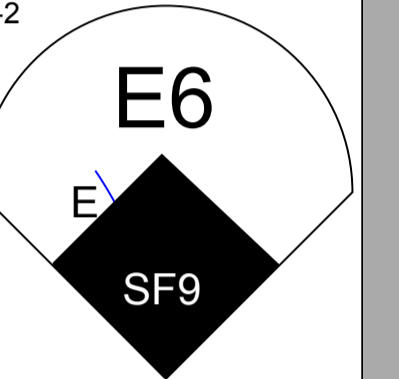
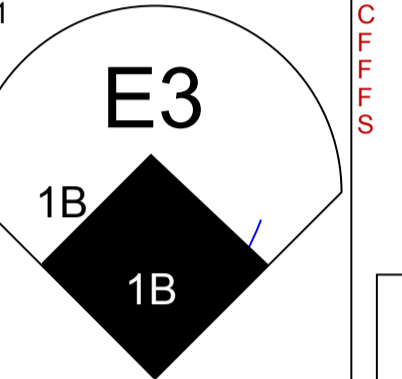
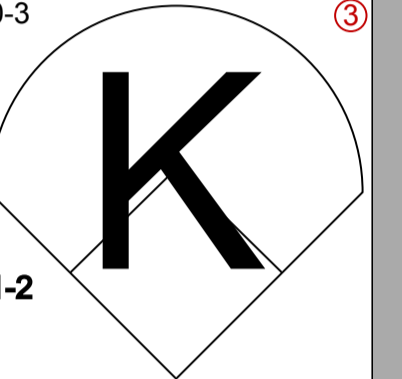
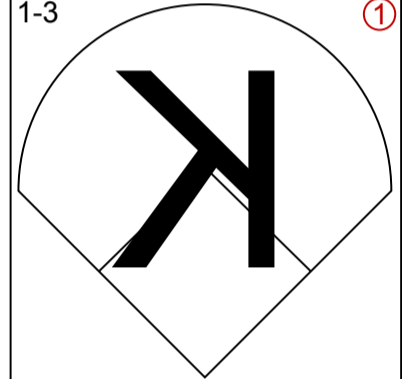
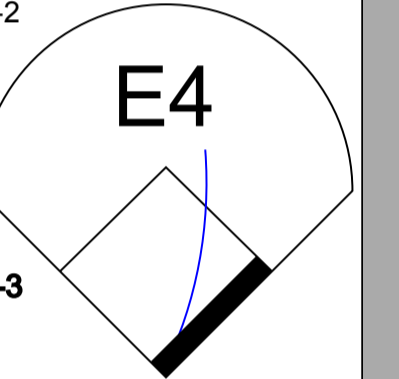
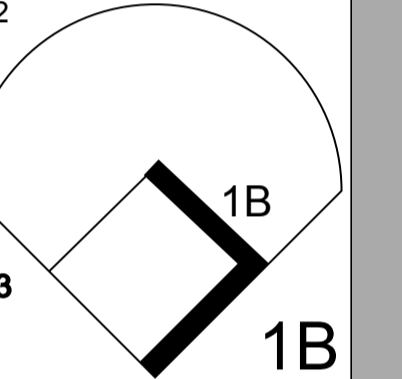
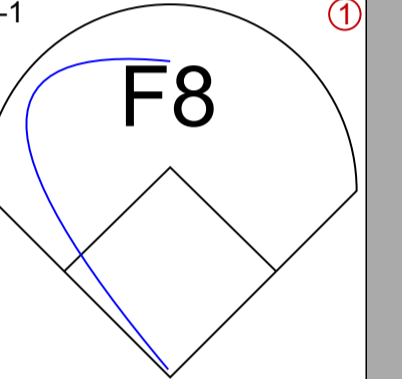
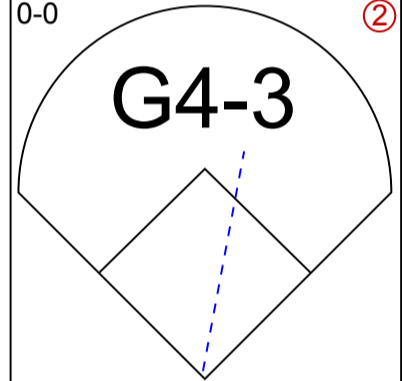
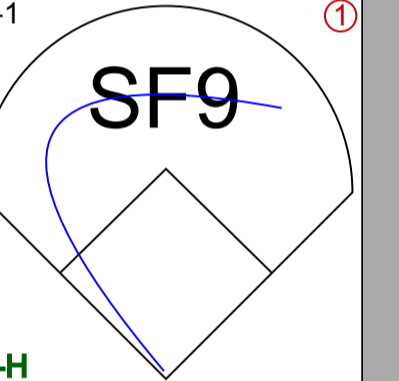
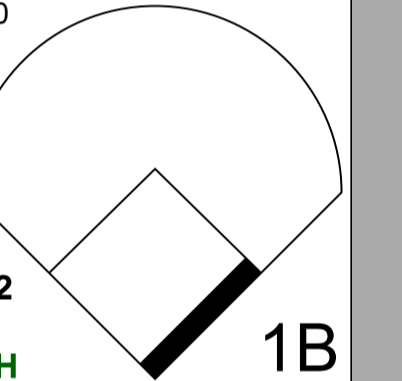
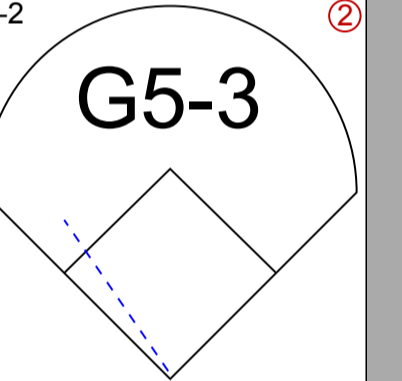
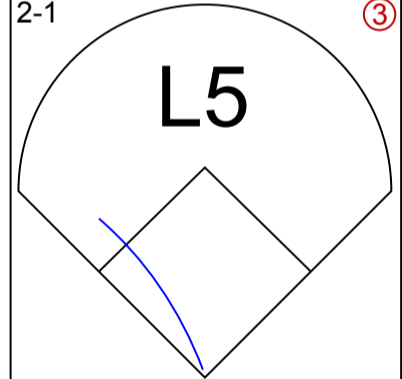
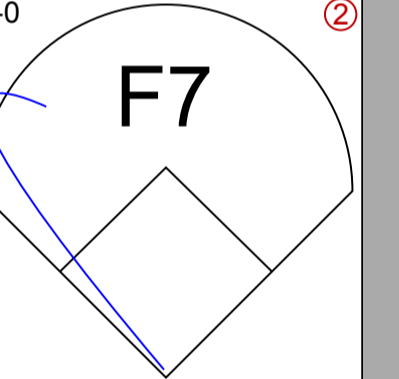
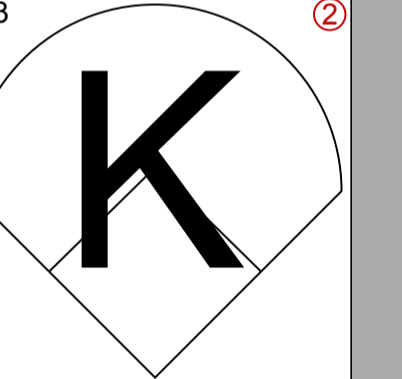
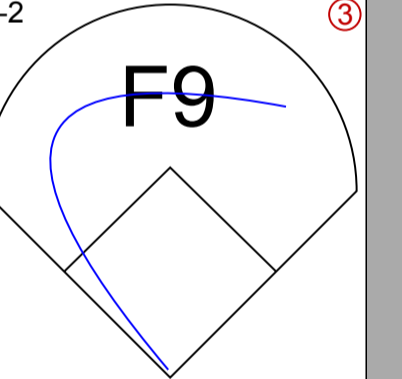
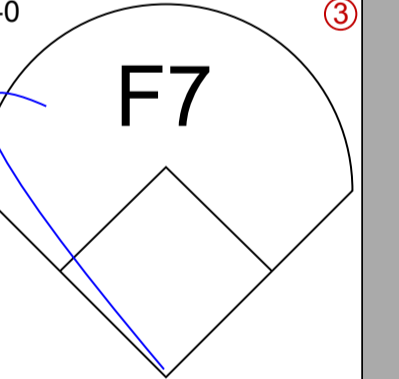
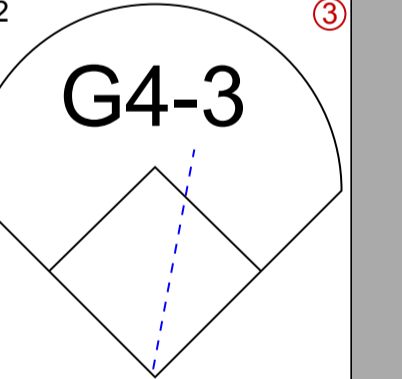
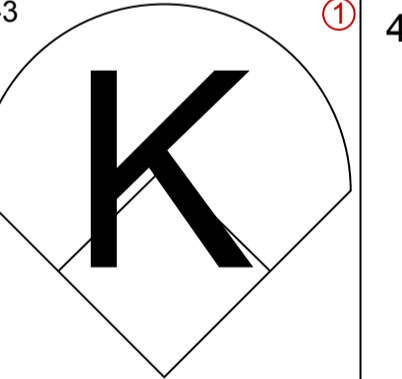
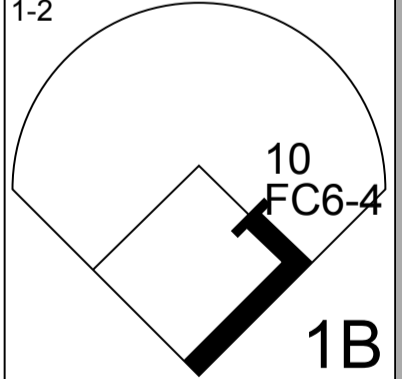
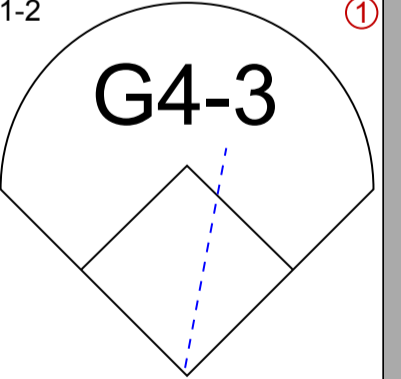
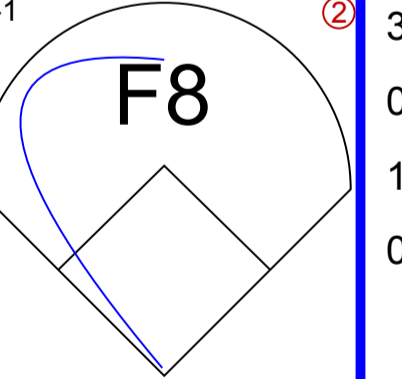


WP	PA	ERA	WHIP
1	43		
0			
8			
1			

Atlanta Braves @ San Diego Padres  
Qualcomm Stadium, San Diego, CA  
Tue May 08 2001, 10:05 PM EDT  
Att. 20,494 - Sunny - 72 F

livebaseballscores.com



Batter	1	2	3	4	5	6	7	8	9	AB R H RBI BB SO LOB	TOP											
Rafael Furcal, S OBP: 0.277, SLG: 0.336 (1, 6)	1-3 		1-2 		1-2 		0-0 		4-2 	4 0 0 0 1 1 2												
Andruw Jones, R OBP: 0.324, SLG: 0.444 (1, 8)	1-1 		0-1 		1-2 		4-2 		2-2 	3 0 1 0 1 0 1												
10 Chipper Jones, S OBP: 0.434, SLG: 0.639 (1, 5)	1-3 		0-1 				0-0 			4 0 0 0 0 2 4												
Brian Jordan, R OBP: 0.313, SLG: 0.439 (1, 9)	0-1 				2-2 		0-1 		0-3 	4 2 0 0 0 1 3												
B.J. Surhoff, L OBP: 0.300, SLG: 0.349 (1, 7)			1-3 		0-2 		2-2 		2-1 	4 0 1 0 0 1 1												
Javy Lopez, R OBP: 0.297, SLG: 0.382 (1, 2)			0-0 		1-1 		1-0 		1-2 	3 0 1 2 0 0 0												
Wes Helms, R OBP: 0.250, SLG: 0.490 (1, 3)			2-1 		0-0 		1-3 		1-2 	4 0 0 0 0 1 3												
Quilvio Veras, S OBP: 0.270, SLG: 0.326 (1, 4)					0-0 		1-2 		2-3 	4 1 1 1 0 1 3												
John Burkett, R OBP: 0.294, SLG: 0.250 (1, 1)			1-2 				1-1 		1-1 	3 0 2 0 0 0 0												
Mike Reminger, L (8, 1)										0 0 0 0 0 0 0												
Dave Martinez, L OBP: 0.386, SLG: 0.368 (9, PH)										1 0 0 0 0 0 0												
John Rocker, R (9, 1)										0 0 0 0 0 0 0												
Inning Stats	R: 0 E: 0 K: 2 S: 10	H: 1 LOB: 1 BB: 0 P: 13	R: 0 E: 0 K: 1 S: 6	H: 0 LOB: 0 BB: 0 P: 9	R: 1 E: 0 K: 0 S: 13	H: 2 LOB: 1 BB: 0 P: 17	R: 1 E: 2 K: 0 S: 10	H: 0 LOB: 1 BB: 0 P: 13	R: 0 E: 0 K: 0 S: 10	H: 0 LOB: 0 BB: 0 P: 13	R: 1 E: 1 K: 2 S: 17	H: 2 LOB: 2 BB: 0 P: 24	R: 0 E: 0 K: 1 S: 11	H: 1 LOB: 2 BB: 1 P: 16	R: 0 E: 0 K: 0 S: 9	H: 0 LOB: 0 BB: 0 P: 13	R: 0 E: 0 K: 1 S: 11	H: 0 LOB: 0 BB: 1 P: 19	1B: 5 2B: 0 3B: 0 HR: 1	SF: 1 SAC: 0 DP: 0 HBP: 0	WP: 0 PB: 0 SB: 2 CS: 1	PA: 38
PITCHER	IP	WLS	BF	H	R	ER	SO	BB	IBB	HBP	BLK	WP	HR	S	P	ERA	WHIP					
Bobby Jones, R ERA: 3.06 (1, 1)	7.0	L	31	6	3	1	6	1	0	0	0	0	1	77	105	1.29	1.000					
David Lee, R ERA: 3.18 (8, 1)	1.0		3	0	0	0	0	0	0	0	0	0	0	9	13	0.00	0.000					
Tom Davey, R ERA: 2.31 (9, 1)	1.0		3	0	0	0	1	1	0	0	0	0	0	11	19	0.00	1.000					

Atlanta Braves @ San Diego Padres  
Qualcomm Stadium, San Diego, CA  
Wed May 09 2001, 10:05 PM EDT  
Att. 18,902 - Sunny - 68 F

livebaseballscorecards.com

AB	34
R	3
H	6
RBI	3
BB	2
SO	7
LOB	17



Batter	1	2	3	4	5	6	7	8	9	AB	R	H	RBI	BB	SO	LOB
Rickey Henderson, R (1, 7) OBP: 0.432, SLG: 0.515	1-3 K		1-0 1B 1B		1-2 1B 2B			1-1 L5		4	0	2	0	0	1	0
Mark Kotsay, L (1, 8) OBP: 0.342, SLG: 0.366	2-1 G4-3		1-1 1-2 1B		0-0 2-H 1B			2-2 F8		4	0	2	0	0	0	0
Tony Gwynn, L (1, 9) OBP: 0.373, SLG: 0.417 Bubba Trammell, R (5, PH) OBP: 0.358, SLG: 0.489 (6, 9)	1-1 G6-3		1-2 F5		3-1 F9			2-2 1B		2	0	0	0	0	0	2
Ryan Klesko, L (1, 3) OBP: 0.372, SLG: 0.429		0-0 P2	0-0 G5-3			1-1 G3-1		1-3 K		4	0	0	0	0	1	3
Dave Magadan, L (1, 5) OBP: 0.375, SLG: 0.324 Alex Arias, R (7, 5) OBP: 0.326, SLG: 0.314		1-1 G6-3		3-2 G4-3		3-3 K		4-2 WP 1B BB		3	0	0	0	0	1	0
Ben Davis, S (1, 2) OBP: 0.467, SLG: 0.524		3-1 FC6-4 1B		3-3 K		1-0 G1-3		0-0 WP 1-2 1B		4	0	2	0	0	1	0
Damian Jackson, R (1, 4) OBP: 0.340, SLG: 0.374		1-1 FC6-4 1-2 1B		2-2 2B		1-3 K		2-3 K 1-2 2-3		4	0	2	0	0	2	2
Donaldo Mendez, R (1, 6) OBP: 0.250, SLG: 0.269 Santiago Perez, S (7, PH) OBP: 0.387, SLG: 0.260 (8, 6)		0-1 FC6-4 1-2f 2-3		2-2 F8		2-1 G6-3		2-3 K		2	0	0	0	0	0	3
Bobby Jones, R (1, 1) OBP: 0.133, SLG: 0.071 Mike Colangelo, R (7, PH) OBP: 0.333, SLG: 0.556 David Lee, R (8, 1) Tom Davey, R (9, 1) Wiki Gonzalez, R (9, PH) OBP: 0.283, SLG: 0.442			0-1 G6-3		1-3 K		2-2 F8		0-3 K		2	0	0	0	0	1

Inning Stats	R: 0	H: 0	E: 0	K: 1	S: 7	H: 0	LOB: 0	BB: 0	P: 11	R: 0	H: 2	E: 0	K: 0	S: 9	H: 2	LOB: 2	BB: 0	P: 14	R: 0	H: 2	E: 0	K: 0	S: 9	R: 0	H: 1	E: 0	K: 1	S: 14	R: 0	H: 2	E: 0	K: 1	S: 9	R: 0	H: 0	E: 0	K: 1	S: 6	R: 0	H: 0	E: 0	K: 1	S: 9	R: 0	H: 0	E: 0	K: 1	S: 9	R: 0	H: 1	E: 0	K: 3	S: 13	R: 0	H: 1	E: 0	K: 3	S: 12	1B: 7	2B: 2	3B: 0	HR: 0	SF: 0	SAC: 0	DP: 0	HBP: 0	WP: 1	PA: 36
--------------	------	------	------	------	------	------	--------	-------	-------	------	------	------	------	------	------	--------	-------	-------	------	------	------	------	------	------	------	------	------	-------	------	------	------	------	------	------	------	------	------	------	------	------	------	------	------	------	------	------	------	------	------	------	------	------	-------	------	------	------	------	-------	-------	-------	-------	-------	-------	--------	-------	--------	-------	--------

PITCHER	IP	WLS	BF	H	R	ER	SO	BB	IBB	HBP	BLK	WP	HR	S	P	ERA	WHIP
John Burkett, R (1, 1) ERA: 3.02	7.0	W	27	7	0	0	5	0	0	0	0	0	0	63	100	0.00	1.000
Mike Remlinger, L (8, 1) ERA: 2.37	1.0	H	4	1	0	0	1	0	0	0	0	0	0	13	19	0.00	1.000
John Rocker, L (9, 1) ERA: 3.45	1.0	S	5	1	0	0	3	1	0	0	0	1	0	12	20	0.00	2.000

**Atlanta Braves @ San Diego Padres**  
Qualcomm Stadium, San Diego, CA

Wed May 09 2001, 10:05 PM EDT  
Att. 18,902 - Sunny - 68 F

<b>AB</b>	<b>35</b>
<b>R</b>	<b>0</b>
<b>H</b>	<b>9</b>
<b>RBI</b>	<b>0</b>
<b>BB</b>	<b>1</b>
<b>SO</b>	<b>9</b>
<b>LOB</b>	<b>15</b>



Batter	1	2	3	4	5	6	7	8	9	AB R H RBI BB SO LOB
--------	---	---	---	---	---	---	---	---	---	----------------------

<b>Rafael Furcal, S</b> OBP: 0.270, SLG: 0.326 (1, 6)	1-0 P6	0-1 G4-3		0-1 F8		0-0 B1		1-1 SH1-3		4 0 0 0 0 0 1
<b>Andruw Jones, R</b> OBP: 0.346, SLG: 0.467 (1, 8)	2-2 10 1B	4-1 10 BB		2-1 2B		4-2 10 BB		4-1 BB		2 1 2 1 3 0 0
<b>10 Chipper Jones, S</b> OBP: 0.440, SLG: 0.631 <b>Jose Cabrera, R</b> (8, 1)	0-1 1B	4-0 1B		1-3 K		4-1 FC6-4		1-3 K		3 1 1 1 2 2 3 0 0 0 0 0 0 0
<b>B.J. Surhoff, L</b> OBP: 0.306, SLG: 0.355 <b>Mike Remlinger, L</b> (6, 1)	0-1 1B	3-3 K			2-2 1B	0-0 FC6-4		4-1 1B		4 1 2 0 0 1 4 0 0 0 0 0 0 0 0 0 0 0 1 0 0 0 0 0 0 0 0 0
<b>Wes Helms, R</b> OBP: 0.264, SLG: 0.490 <b>Keith Lockhart, L</b> OBP: 0.356, SLG: 0.325 (9, PR)	1-3 1B					1-2f		BB		
<b>Javy Lopez, R</b> OBP: 0.284, SLG: 0.364 (1, 2)	2-3 K		0-0 G5-3		0-2 L9		0-0 G5-3	0-3 K		5 0 0 0 0 2 4
<b>Dave Martinez, L</b> OBP: 0.429, SLG: 0.405 (1, 9)	4-2 1B		2-3 K		1-2 1B		1-0 G6-4-3	3-2 1B		4 1 3 0 1 1 0
<b>Rico Brogna, L</b> OBP: 0.316, SLG: 0.307 (1, 3)	1-1 E9		0-3 K		2-0 F8		1-0 G6-4-3	2-3 K		5 0 1 2 0 2 5
<b>Quilvio Veras, S</b> OBP: 0.267, SLG: 0.319 (1, 4)	1-1 G6-3			1-0 F8	2-0 F6		2-3 K	2-2 P6		5 1 1 0 0 1 5
<b>Tom Glavine, L</b> (1, 1)		3-3 K		0-1 SH1-4		2-2 G5-3		1-2 SH1-3		2 0 0 0 0 1 0 1 0 1 0 0 0 0
<b>Bernard Gilkey, R</b> OBP: 0.444, SLG: 0.750 (6, 7)				1-2 1B				1B		

Inning Stats	R: 4	H: 4	E: 1	K: 1	S: 19	P: 30	R: 0	H: 0	E: 0	K: 2	S: 10	P: 24	R: 0	H: 0	E: 0	K: 2	S: 9	P: 11	R: 1	H: 2	E: 0	K: 1	S: 10	P: 14	R: 0	H: 2	E: 0	K: 0	S: 11	P: 18	R: 0	H: 0	E: 0	K: 0	S: 9	P: 19	R: 0	H: 1	E: 0	K: 0	S: 3	P: 5	R: 0	H: 1	E: 0	K: 2	S: 12	P: 21	R: 0	H: 1	E: 0	K: 2	S: 13	P: 24	1B: 9	2B: 2	3B: 0	HR: 0	SF: 0	SAC: 2	DP: 1	HBP: 0	WP: 0	PA: 44
--------------	------	------	------	------	-------	-------	------	------	------	------	-------	-------	------	------	------	------	------	-------	------	------	------	------	-------	-------	------	------	------	------	-------	-------	------	------	------	------	------	-------	------	------	------	------	------	------	------	------	------	------	-------	-------	------	------	------	------	-------	-------	-------	-------	-------	-------	-------	--------	-------	--------	-------	--------

PITCHER	IP	WLS	BF	H	R	ER	SO	BB	IBB	HBP	BLK	WP	HR	S	P	ERA	WHIP
<b>Adam Eaton, R</b> ERA: 6.05 (1, 1)	5.0		26	8	5	4	6	3	0	0	0	0	0	59	97	7.20	2.200
<b>Rodney Myers, R</b> ERA: 4.32 (6, 1)	1.0	W	5	0	0	0	0	2	0	0	0	0	0	9	19	0.00	2.000
<b>Jay Witasick, R</b> ERA: 1.29 (7, 1)	1.2	H	7	2	0	0	1	1	0	0	0	0	0	12	22	0.00	1.800
<b>Trevor Hoffman, R</b> ERA: 3.21 (8, 1)	1.1	S	6	1	0	0	3	1	0	0	0	0	0	16	28	0.00	1.500

TOP

Atlanta Braves @ San Diego Padres  
Qualcomm Stadium, San Diego, CA  
Thu May 10 2001, 5:05 PM EDT  
Att. 20,056 - Sunny - 66 F

livebaseballscorecards.com

AB	35
R	5
H	11
RBI	4
BB	7
SO	10
LOB	22



Batter	1	2	3	4	5	6	7	8	9
Rickey Henderson, R OBP: 0.424, SLG: 0.493 (1, 7)	0-0 F3		1-3 K			4-2 HR BB	3-2 F9		
Mike Colangelo, R OBP: 0.364, SLG: 0.667 (1, 8)	1-2 F7			0-0 G1-3		2-0 HR		1-1 BB 1B HBP	
Dave Magadan, L OBP: 0.366, SLG: 0.368 (1, 3)	1-1 G3			1-2 G6-3		3-2 HR 2B		2-1 FC3-5 BB 1B	
Bubba Trammell, R OBP: 0.382, SLG: 0.531 (1, 9)		0-0 HR		3-2 1B		4-2 HR BB		4-2 FC5 FC3-5 BB	
Wiki Gonzalez, R OBP: 0.286, SLG: 0.500 Jay Witasick, R (7, 1) Trevor Hoffman, R (8, 1)		0-1 G5-3		0-0 G5-3		1-0 HR		0-1 FC3-5 FC5	
Alex Arias, R OBP: 0.319, SLG: 0.289 (1, 5)		3-1 G6-3			4-2 G3-6-3 BB	0-0 F3		2-1 FC5	
Damian Jackson, R OBP: 0.333, SLG: 0.366 (1, 4)		1-3 K			2-2 G3-6-3	0-3 K			
Donaldo Mendez, R OBP: 0.243, SLG: 0.261 Rodney Myers, R (6, 1) Ben Davis, S OBP: 0.462, SLG: 0.518 (7, 2)			2-2 P4		3-1 F7		3-3 K		
Adam Eaton, R OBP: 0.267, SLG: 0.286 Santiago Perez, S OBP: 0.375, SLG: 0.250 (6, 6)			1-3 K			1-3 K	3-3 K		

Inning Stats	R: 0 E: 0 K: 0 S: 6	H: 0 LOB: 0 BB: 0 P: 8	R: 1 E: 0 K: 1 S: 9	H: 1 LOB: 0 BB: 0 P: 13	R: 0 E: 0 K: 2 S: 9	H: 0 LOB: 0 BB: 0 P: 13	R: 0 E: 0 K: 0 S: 8	H: 1 LOB: 1 BB: 0 P: 12	R: 0 E: 0 K: 0 S: 9	H: 0 LOB: 0 BB: 1 P: 18	R: 5 E: 0 K: 2 S: 21	H: 3 LOB: 0 BB: 2 P: 36	R: 0 E: 0 K: 2 S: 10	H: 0 LOB: 0 BB: 0 P: 19	R: 0 E: 0 K: 0 S: 11	H: 1 LOB: 2 BB: 1 P: 20
--------------	------------------------------	---------------------------------	------------------------------	----------------------------------	------------------------------	----------------------------------	------------------------------	----------------------------------	------------------------------	----------------------------------	-------------------------------	----------------------------------	-------------------------------	----------------------------------	-------------------------------	----------------------------------

PITCHER															PITCHER																		
IP	WLS	BF	H	R	ER	SO	BB	IBB	HBP	BLK	WP	HR	S	P	ERA	WHIP	IP	WLS	BF	H	R	ER	SO	BB	IBB	HBP	BLK	WP	HR	S	P	ERA	WHIP
Tom Glavine, L ERA: 4.26 (1, 1)	5.1		4	5	5	4	3	0	0	0	0	2	57	94	8.44	1.312																	
Mike Remlinger, L ERA: 2.61 (6, 1)	1.2	L	6	1	1	3	0	0	0	0	0	1	15	25	5.40	0.600																	
Jose Cabrera, R ERA: 1.04 (8, 1)	1.0		5	1	0	0	1	0	1	0	0	0	11	20	0.00	2.000																	

**BOTTOM**

AB R H RBI BB SO LOB

3	1	0	0	1	1	0
3	1	1	2	0	0	0
4	1	2	0	0	0	0
2	2	2	1	2	0	0
3	1	1	3	0	0	1
0	0	0	0	0	0	0
1	0	0	0	0	0	2
3	0	0	0	1	0	2
3	0	0	0	0	2	1
2	0	0	0	0	0	0
0	0	0	0	0	0	0
1	0	0	0	0	1	0
1	0	0	0	0	1	0
2	0	0	0	0	2	0

AB 28  
R 6  
H 6  
RBI 6  
BB 4  
SO 7  
LOB 6



WP: 0 PA: 33  
PB: 0  
SB: 0  
CS: 0

**Atlanta Braves @ San Diego Padres**  
Qualcomm Stadium, San Diego, CA

Thu May 10 2001, 5:05 PM EDT  
Att. 20,056 - Sunny - 66 F

livebaseballscorecards.com



Batter	1	2	3	4	5	6	7	8	9	10	AB R H RBI BB SO LOB	TOP												
Luis Castillo, S OBP: 0.346, SLG: 0.295 (1, 4)	1-0 1B 2B 1B	0-2 F8		1-2 G6-3			2-1 P6		1-0 G4-3		5 1 1 0 0 0 2													
Eric Owens, R OBP: 0.333, SLG: 0.372 (1, 9)	1-0 S 2B 1B		1-3 K		1-1 F8		2-1 G4-3		2-1 F9		5 1 1 0 0 1 0													
Cliff Floyd, L OBP: 0.404, SLG: 0.656 (1, 7)	1-3 K		1-0 HR		2-2 HR		1-0 F9			2-3 K	5 2 2 2 0 2 2													
Preston Wilson, R OBP: 0.387, SLG: 0.519 (1, 8)	0-0 2B		0-2 G1-3		0-0 S 1B			1-2 G1-3		3-1 G5-4-3 1B	5 0 3 2 0 0 0													
Charles Johnson, R OBP: 0.383, SLG: 0.642 (1, 2)	4-2 G5-4-3 BB		4-2 BB		2-3 K			0-0 E 1B		1-0 G5-4-3 1-2f	3 1 1 0 2 1 2													
Derrek Lee, R OBP: 0.264, SLG: 0.342 (1, 3)	1-1 G5-4-3 1-2f		0-0 G6-3		0-1 G5-3			0-0 E6 1-H 2B			4 1 1 1 0 0 4													
Dave Berg, R OBP: 0.118, SLG: 0.273 (1, 5)		1-1 G5-3		2-2 FC6-4 1B		2-3 K		0-0 F9			4 0 1 0 0 1 0													
Alex Gonzalez, R OBP: 0.370, SLG: 0.382 (1, 6)		2-3 K		0-0 FC6-4 45 SH3-4 1-2f		1-2 P3		3-3 K			4 0 0 0 0 2 1													
45 Chuck Smith, R OBP: 0.500, SLG: 0.500 (1, 1) Ryan McGuire, L OBP: 0.143, SLG: 0.143 (6, 1) Vladimir Nunez, R (6, 1) Kevin Millar, R OBP: 0.245, SLG: 0.333 (9, 1) Dan Miceli, R (9, 1) Braden Loper, R (10, 1)		1-0 1B		0-1 SH3-4 1-2		3-2 P5			2-3 K		1 0 1 0 0 0 0 1 0 0 0 0 0 0 0 0 0 0 0 0 0 1 0 0 0 0 1 0 0 0 0 0 0 0 0 0 0 0 0 0 0 0													
<b>Inning Stats</b>	R: 2 E: 0 K: 1 S: 14	H: 3 LOB: 1 BB: 1 P: 22	R: 0 E: 0 K: 1 S: 9	H: 1 LOB: 1 BB: 0 P: 13	R: 1 E: 0 K: 1 S: 12	H: 1 LOB: 1 BB: 1 P: 18	R: 0 E: 0 K: 1 S: 9	H: 1 LOB: 1 BB: 0 P: 12	R: 1 E: 0 K: 1 S: 11	H: 2 LOB: 1 BB: 0 P: 16	R: 0 E: 0 K: 1 S: 12	H: 0 LOB: 0 BB: 0 P: 18	R: 0 E: 0 K: 0 S: 5	H: 0 LOB: 0 BB: 0 P: 10	R: 2 E: 1 K: 1 S: 11	H: 2 LOB: 0 BB: 0 P: 15	R: 0 E: 0 K: 1 S: 7	H: 0 LOB: 0 BB: 0 P: 12	R: 0 E: 0 K: 1 S: 6	H: 1 LOB: 0 BB: 0 P: 12	1B: 7 2B: 2 3B: 0 HR: 2	SF: 0 SAC: 1 DP: 2 HBP: 0	WP: 0 PB: 0 SB: 2 CS: 0	PA: 41
<b>PITCHER</b>	IP WLS BF H R ER SO BB IBB HBP BLK WP HR S P ERA WHIP																							
Woody Williams, R ERA: 5.18 (1, 1)	6.0		8	4	4	4	2	0	0	0	0	0	0	0	5	10	0.00	1.667						
Kevin Walker, L ERA: 2.79 (7, 1)	1.0	H	3	0	0	0	0	0	0	0	0	0	0	0	5	10	0.00	0.000						
Tom Davey, R ERA: 3.55 (8, 1)	1.0	B	5	2	2	2	1	0	0	0	0	0	0	0	11	15	18.00	2.000						
Trevor Hoffman, R ERA: 3.0 (9, 1)	1.0		3	0	0	0	1	0	0	0	0	0	0	0	7	12	0.00	0.000						
Jay Witasick, R ERA: 1.23 (10, 1)	1.0	W	3	1	0	0	1	0	0	0	0	0	0	6	12	0.00	1.000							

Florida Marlins @ San Diego Padres  
Qualcomm Stadium, San Diego, CA

Fri May 11 2001, 10:05 PM EDT  
Att: 24,357 - Cloudy - 66 F

livebaseballscorecards.com

AB	38
R	6
H	11
RBI	5
BB	2
SO	8
LOB	11



**Florida Marlins @ San Diego Padres**  
Qualcomm Stadium, San Diego, CA

Fri May 11 2001, 10:05 PM EDT  
Att. 24,357 - Cloudy - 66 F

[livebaseballscorecards.com](http://livebaseballscorecards.com)

AB	38
R	7
H	9
RBI	7
BB	8
SO	7
LOB	16




WP:	0	PA:	46
PB:	0		
SB:	2		
CS:	0		

Batter	1	2	3	4	5	6	7	8	9	10	AB	R	H	RBI	BB	SO	LOB
<b>Rickey Henderson, R</b> OBP: 0.418, SLG: 0.474 (1, 7)	2-1 E5 1B HR	4-2 2B BB		3-1 G6-3		2-1 1B		1-2 FC4-6		1-1 FC6	5	2	1	1	1	0	3
<b>Mark Kotsay, L</b> OBP: 0.345, SLG: 0.382 (1, 8)	2-0 1-2 HR 1B	0-0 1-H 2-H 2B		2-2 F7		0-3 1-2 K			1-0 G6-3		5	1	2	2	0	1	1
<b>Ryan Klesko, L</b> OBP: 0.380, SLG: 0.483 (1, 3)	3-2 1-H 2-H HR	2-3 K		4-2 BB			1-2 HR		2-2 F7		4	2	2	4	1	1	1
<b>Dave Magadan, L</b> OBP: 0.388, SLG: 0.372 (1, 5)	0-1 G6-4-3 1B		0-3 K	0-0 F8			0-2 G4-3		1-1 FC4-6 1B		5	0	2	0	0	1	1
<b>Ben Davis, S</b> OBP: 0.450, SLG: 0.494 (1, 2)	2-3 K		4-1 G5-3 1B BB		3-1 F8		1-2 G3		1-2 FC4-6		4	0	0	0	1	1	2
<b>Bubba Trammell, R</b> OBP: 0.374, SLG: 0.515 (1, 9)	2-2 G6-4-3 1-2f		0-1 G5-3 1B	1-2 G5-3 1B		1-0 G5-3		1-0 P4		1-1 F7	5	0	1	0	0	0	1
<b>Damian Jackson, R</b> OBP: 0.335, SLG: 0.358 (1, 4)		4-2 2B S BB	0-0 G5-3	1-2 2-3		3-3 K		2-2 F8		4-2 1B BB FC6	3	2	0	0	2	1	2
<b>Donaldo Mendez, R</b> OBP: 0.244, SLG: 0.250 <b>Alex Arias, R</b> OBP: 0.333, SLG: 0.289 (10, PH)		2-1 F9	4-0 IBB			1-1 F8		1-2 F8		4-1 FC6 1B BB	3	0	0	0	1	0	1
<b>Woody Williams, R</b> OBP: 0.398, SLG: 0.105 <b>Kevin Walker, L</b> <b>Tom Davey, R</b> <b>Phil Nevin, R</b> OBP: 0.368, SLG: 0.651 <b>Santiago Perez, S</b> OBP: 0.375, SLG: 0.250 <b>Trevor Hoffman, R</b> <b>Jay Witasick, R</b> <b>Mike Colangelo, R</b> OBP: 0.397, SLG: 0.682 (10, PH)		0-3 K	3-3 K			2-2 G5-3		4-2 FC4-6 BB		1-1 FC6 1B	3	0	0	0	0	2	4

Inning Stats	R: 3	H: 3	E: 1	K: 1	S: 14	P: 25	R: 2	H: 1	E: 0	K: 2	S: 14	P: 25	R: 0	H: 1	E: 0	K: 2	S: 10	P: 21	R: 0	H: 0	E: 0	K: 0	S: 12	P: 21	R: 0	H: 1	E: 0	K: 1	S: 9	P: 16	R: 0	H: 1	E: 0	K: 0	S: 11	P: 14	R: 0	H: 0	E: 0	K: 0	S: 13	P: 21	R: 0	H: 1	E: 0	K: 0	S: 9	P: 14	R: 1	H: 1	E: 0	K: 0	S: 11	P: 17	R: 0	H: 0	E: 0	K: 0	S: 13	P: 21	R: 0	H: 1	E: 0	K: 0	S: 9	P: 14	R: 1	H: 1	E: 0	K: 0	S: 11	P: 21	R: 1	H: 1	E: 0	K: 0	S: 11	P: 21	R: 1	H: 1	E: 0	K: 0	S: 11	P: 21
--------------	------	------	------	------	-------	-------	------	------	------	------	-------	-------	------	------	------	------	-------	-------	------	------	------	------	-------	-------	------	------	------	------	------	-------	------	------	------	------	-------	-------	------	------	------	------	-------	-------	------	------	------	------	------	-------	------	------	------	------	-------	-------	------	------	------	------	-------	-------	------	------	------	------	------	-------	------	------	------	------	-------	-------	------	------	------	------	-------	-------	------	------	------	------	-------	-------

PITCHER	IP	WLS	BF	H	R	ER	SO	BB	IBB	HBP	BLK	WP	HR	S	P	ERA	WHIP
<b>45 Chuck Smith, R</b> ERA: 3.46 (1, 1)	5.0		25	5	5	4	6	4	1	0	0	0	1	59	108	7.20	1.800
<b>Vladimir Nunez, R</b> ERA: 3.34 (6, 1)	3.0		12	2	1	1	1	1	0	0	0	0	1	36	52	3.00	1.000
<b>Dan Miceli, R</b> ERA: 6.23 (9, 1)	1.0		4	1	0	0	0	0	0	0	0	0	0	9	14	0.00	1.000
<b>Braden Looper, R</b> ERA: 5.09 (10, 1)	0.1	L	5	1	1	1	0	2	0	0	0	0	0	11	21	27.00	9.000



Batter	1	2	3	4	5	6	7	8	9	AB R H RBI BB SO LOB	TOP	
Luis Castillo, S (1, 4) OBP: 0.342, SLG: 0.291	1-2 E4 BB FC2 BB	2-0 G4-3		2-0 G1-3			X 0-0 G6-4-3 1B		B 1-0 F7	5 0 1 0 0 0 2		
Eric Owens, R (1, 9) OBP: 0.338, SLG: 0.371	4-0 FC2 BB 1-2 BB		1-1 E6 1B 2B		F 0-1 FC3-6 1B		X 0-0 G6-4-3 1-2f			3 1 1 0 1 0 1		
Cliff Floyd, L (1, 7) OBP: 0.400, SLG: 0.641	4-2 FC2 BB 1-2 2-3		1-3 K		X 0-0 FC3-6 1B E		F 0-1 P6			3 1 0 0 1 1 2		
Preston Wilson, R (1, 8) OBP: 0.396, SLG: 0.525	1-2 FC2 1-2 2-3 3-Hf		0-1 2B 1B		B 2-2 FC1-6 1B		B 3-1 CS 1B			4 1 3 0 0 0 3		
Charles Johnson, R (1, 2) OBP: 0.379, SLG: 0.637	2-3 K		1-0 2B		F 0-1 FC1-6 1-2f 2-H		X 0-0 F8			4 0 1 2 0 1 5		
Kevin Miller, R (1, 5) OBP: 0.220, SLG: 0.300	0-1 F7		0-0 G1-3		C 2-2 F7		B 3-1 F8			4 0 0 0 0 0 6		
Dave Berg, R (8, 5) OBP: 0.118, SLG: 0.273					X 0-0		B 1-2 F8			0 0 0 0 0 0 0		
Derrek Lee, R (1, 3) OBP: 0.256, SLG: 0.331		2-0 F8	2-3 K		S 3-3 K			B 2-3 K		4 0 0 0 0 3 1	AB 34 R 3 H 7 RBI 2 BB 3 SO 7 LOB 20	
Alex Gonzalez, R (1, 6) OBP: 0.359, SLG: 0.368		3-2 G1-3		C 0-1 G6-3		F 1-1 G5-3		X 0-0 F9		4 0 0 0 0 0 0		
A.J. Burnett, R (1, 1) OBP: 0.333, SLG: 0.400		2-1 2B		C 0-3 K		S 2-3 K		B 4-2 BB		3 0 1 0 1 2 0		
<b>Inning Stats</b>	R: 0 H: 0 E: 1 LOB: 3 K: 1 BB: 2 S: 14 P: 26	R: 0 H: 1 E: 0 LOB: 1 K: 0 BB: 0 S: 7 P: 16	R: 2 H: 2 E: 1 LOB: 1 K: 2 BB: 0 S: 12 P: 17	R: 0 H: 0 E: 0 LOB: 0 K: 1 BB: 0 S: 6 P: 8	R: 1 H: 2 E: 1 LOB: 1 K: 0 BB: 0 S: 12 P: 16	R: 0 H: 0 E: 0 LOB: 0 K: 2 BB: 0 S: 11 P: 17	R: 0 H: 1 E: 0 LOB: 0 K: 0 BB: 0 S: 4 P: 4	R: 0 H: 1 E: 0 LOB: 0 K: 0 BB: 0 S: 5 P: 11	R: 0 H: 0 E: 0 LOB: 1 K: 1 BB: 1 S: 8 P: 15	1B: 5 SF: 0 2B: 2 SAC: 0 3B: 0 DP: 1 HR: 0 HBP: 0	WP: 0 PA: 37 PB: 0 SB: 0 CS: 1	
<b>PITCHER</b> Wascar Serrano, R (1, 1) ERA: 1.29 Rodney Myers, R (8, 1) ERA: 3.86	IP WLS BF H R ER SO BB IBB HBP BLK WP HR S P ERA WHIP											<b>PITCHER</b> IP WLS BF H R ER SO BB IBB HBP BLK WP HR S P ERA WHIP
	7.0 L 30 6 3 1 6 2 0 0 0 0 0 0 66 104 1.29 1.143											
	2.0 7 1 0 0 1 1 0 0 0 0 0 0 13 26 0.00 1.000											

Florida Marlins @ San Diego Padres  
Qualcomm Stadium, San Diego, CA  
Sat May 12 2001, 10:05 PM EDT  
Att. 41,811 - Cloudy - 66 F

livebaseballscorecards.com











Batter	1	2	3	4	5	6	7	8	9	AB R H RBI BB SO LOB	TOP	
Rickey Henderson, R OBP: 0.394, SLG: 0.434 (1, 7) C B X	1-2 F7 ①		1-0 G4-3 ②			0-1 G6-3 ②			1-2 G4-3 ①	4 0 0 0 0 0 0		
Santiago Perez, S OBP: 0.347, SLG: 0.233 (1, 8) Mike Colangelo, R OBP: 0.367, SLG: 0.655 (3, 8) X	0-0 F8 ②		2-3 K ③			2-3 K ③			2-2 G1-3 1B ②	2 0 0 0 0 1 0 2 0 1 0 0 1 0		
Ryan Klesko, L OBP: 0.394, SLG: 0.488 (1, 3) F B S	1-3 K ③				1-2 1B 2B ①			4-2 S BB ①	3-2 G1-3 1-2 ②	3 0 1 0 1 1 1		
Phil Nevin, R OBP: 0.391, SLG: 0.632 (1, 5) C X		0-1 1B 1B ①		0-1 F4 ①		0-1 F4 ①		3-3 K 1-2 ①	2-3 K ③	4 0 1 0 0 2 3		
Ben Davis, S OBP: 0.443, SLG: 0.474 (1, 2) L T F X		0-2 F8 ①		3-2 SAFE CS 1B ②				0-1 P6 ②		3 0 1 0 0 0 2		
Bubba Trammell, R OBP: 0.373, SLG: 0.514 (1, 9) C B S X		1-2 F3 ②		2-2 CS 1-2 ③	1-2 G1-3 ①			0-3 K ③		3 0 0 0 0 1 2		
Adam Riggs, R OBP: 0.429, SLG: 0.333 (1, 4) C T X		0-2 1B ①			1-2 G6-3 ②			1-0 CS 1B ①		3 0 2 0 0 0 0		
Donaldo Mendez, R OBP: 0.239, SLG: 0.225 (1, 6) C T B C X		1-3 K ③			2-3 K ③			1-1 F7 1-2 ②		3 0 0 0 0 2 3		
Bobby Jones, R OBP: 0.118, SLG: 0.063 (1, 1) Wiki Gonzalez, R OBP: 0.275, SLG: 0.479 (8, PH) Kevin Walker, L David Lee, R (8, 1) S T B S X			1-2 G1-6-3 ①			0-0 P5 ①		0-2 F8 ③		2 0 0 0 0 0 0 1 0		
<b>Inning Stats</b>	R: 0 H: 0 E: 0 LOB: 0 K: 1 BB: 0 S: 7 P: 9	R: 0 H: 2 E: 0 LOB: 2 K: 1 BB: 0 S: 15 P: 17	R: 0 H: 0 E: 0 LOB: 0 K: 1 BB: 0 S: 9 P: 13	R: 0 H: 2 E: 0 LOB: 0 K: 0 BB: 0 S: 12 P: 18	R: 0 H: 0 E: 0 LOB: 0 K: 1 BB: 0 S: 9 P: 13	R: 0 H: 0 E: 0 LOB: 0 K: 2 BB: 1 S: 13 P: 20	R: 0 H: 1 E: 0 LOB: 0 K: 0 BB: 0 S: 6 P: 8	R: 0 H: 1 E: 0 LOB: 1 K: 1 BB: 0 S: 13 P: 21	1B: 5 SF: 0 2B: 1 SAC: 0 3B: 0 DP: 0 HR: 0 HBP: 0	WP: 0 PA: 32 PB: 0 SB: 1 CS: 2		
<b>PITCHER</b> Rick Reed, R (1, 1) ERA: 2.52 Armando Benitez, R (9, 1) ERA: 4.15	IP WLS BF H R ER SO BB IBB HBP BLK WP HR S P ERA WHIP	8.0 W 27 5 0 0 7 1 0 0 0 0 0 0 80 109 0.00 0.750	1.0 S 4 1 0 0 1 0 0 0 0 0 0 0 13 21 0.00 1.000	<b>PITCHER</b> IP WLS BF H R ER SO BB IBB HBP BLK WP HR S P ERA WHIP								

San Diego Padres @ New York Mets  
Shea Stadium, Flushing, NY  
Tue May 15 2001, 7:10 PM EDT  
Att. 21,490 - Cloudy - 68 F

livebaseballscorecards.com

AB	30
R	0
H	6
RBI	0
BB	1
SO	8
LOB	11



Batter	1	2	3	4	5	6	7	8	9	AB	R	H	RBI	BB	SO	LOB
Timo Perez, L OBP: 0.288, SLG: 0.324 (1, 9)	0-0 B2-3		1-1 G4-3		3-3 K			1-2 G4-3		4	0	0	0	0	1	1
Desi Relaford, S OBP: 0.392, SLG: 0.565 (1, 4)	1-2 2B		1-3 K			2-2 F9		4-2 BB		3	0	1	0	1	1	0
31 Mike Piazza, R OBP: 0.365, SLG: 0.551 (1, 2)	0-2 F3			1-1 E5 G6-3		1-1 F9		1-3 K		4	0	0	0	0	1	2
Todd Zeile, R OBP: 0.317, SLG: 0.333 (1, 3)	2-2 G6-3			2-3 K		2-2 G5-3		0-0 F8		4	0	0	0	0	1	3
Lenny Harris, L OBP: 0.174, SLG: 0.222 Robin Ventura, L OBP: 0.386, SLG: 0.453 (1, 5) (8, 5)		3-2 L8		2-2 G6-3 1-2f			0-1 F8			3	0	0	0	0	0	1
Tsuyoshi Shinjo, R OBP: 0.337, SLG: 0.477 (1, 8)		0-0 F7			3-1 G3 1B 1B		2-2 1B 1B			3	1	2	0	0	0	0
Darryl Hamilton, L OBP: 0.215, SLG: 0.207 (1, 7)		0-1 1B			2-1 G3 1-2		2-1 F8			3	0	1	0	0	0	2
Rey Ordonez, R OBP: 0.280, SLG: 0.331 (1, 6)		1-1 G4-3			0-1 1B 2-H		1-1 S 1B			3	0	2	1	0	0	1
Rick Reed, R OBP: 0.190, SLG: 0.150 Armando Benitez, R (9, 1)			0-1 F8		1-3 K		3-2 G6-3			3	0	0	0	0	1	3
										0	0	0	0	0	0	0

Inning Stats	R: 0	H: 1	E: 0	LOB: 1	K: 0	BB: 0	S: 10	R: 0	H: 1	E: 0	LOB: 1	K: 0	BB: 0	S: 8	R: 0	H: 0	E: 0	LOB: 0	K: 1	BB: 0	S: 7	R: 0	H: 0	E: 1	LOB: 0	K: 1	BB: 0	S: 11	R: 1	H: 2	E: 0	LOB: 1	K: 2	BB: 0	S: 13	R: 0	H: 0	E: 0	LOB: 0	K: 0	BB: 0	S: 8	R: 0	H: 2	E: 0	LOB: 2	K: 0	BB: 0	S: 13	R: 0	H: 0	E: 0	LOB: 1	K: 1	BB: 1	S: 13
--------------	------	------	------	--------	------	-------	-------	------	------	------	--------	------	-------	------	------	------	------	--------	------	-------	------	------	------	------	--------	------	-------	-------	------	------	------	--------	------	-------	-------	------	------	------	--------	------	-------	------	------	------	------	--------	------	-------	-------	------	------	------	--------	------	-------	-------

PITCHER	IP	WLS	BF	H	R	ER	SO	BB	IBB	HBP	BLK	WP	HR	S	P	ERA	WHIP
Bobby Jones, R ERA: 2.83 (1, 1)	7.0	L	27	6	1	1	4	0	0	0	0	0	0	70	106	1.29	0.857
Kevin Walker, L ERA: 3.6 (8, 1)	0.1		2	0	0	0	0	1	0	0	0	0	0	8	13	0.00	3.000
David Lee, R ERA: 2.84 (8, 1)	0.2		2	0	0	0	1	0	0	0	0	0	0	5	6	0.00	0.000

**BOTTOM**

**San Diego Padres @ New York Mets**  
Shea Stadium, Flushing, NY

Tue May 15 2001, 7:10 PM EDT  
Att. 21,490 - Cloudy - 68 F


livebaseballscorecards.com

<b>AB</b>	<b>30</b>
<b>R</b>	<b>1</b>
<b>H</b>	<b>6</b>
<b>RBI</b>	<b>1</b>
<b>BB</b>	<b>1</b>
<b>SO</b>	<b>5</b>
<b>LOB</b>	<b>13</b>



1B: 5	SF: 0	WP: 0	PA: 31
2B: 1	SAC: 0	PB: 0	
3B: 0	DP: 1	SB: 1	
HR: 0	HBP: 0	CS: 0	



Batter	1	2	3	4	5	6	7	8	9	AB R H RBI BB SO LOB	TOP											
Rickey Henderson, R OBP: 0.394, SLG: 0.460 (1, 7)	1-0 HR	0-0 F8	2-3 K			4-2 BB		1-3 K		4 1 1 1 1 2 3												
Mike Colangelo, R OBP: 0.371, SLG: 0.594 (1, 8)	2-3 K	4-2 BB		2-3 K		4-1 BB		2-3 K		3 0 0 0 2 3 0												
Ryan Klesko, L OBP: 0.400, SLG: 0.484 (1, 3)	1-0 1B	4-2 BB		0-0 E4		0-2 L7		4-2 1B		3 2 1 0 2 0 2												
Phil Nevin, R OBP: 0.398, SLG: 0.630 (1, 5)	2-1 2B	1-2 BB		0-0 S		0-3 K		2-1 1B		5 1 3 1 0 1 4												
Bubba Trammell, R OBP: 0.366, SLG: 0.509 (1, 9)	2-1 1B		0-0 F9	2-3 K		3-2 P6		2-1 G1-3		5 1 1 2 0 1 5												
Ben Davis, S OBP: 0.441, SLG: 0.465 (1, 2)	0-0 1B		4-0 1B	0-0 G3			3-1 G3		1-3 K	4 0 1 1 1 1 2												
Adam Riggs, R OBP: 0.333, SLG: 0.273 (1, 4)	3-1 F7		0-2 1B		0-1 L5		0-2 E6		2-3 K	5 0 1 0 0 1 1	AB 37 R 5 H 9 RBI 5 BB 7 SO 13 LOB 20											
Donaldo Mendez, R OBP: 0.237, SLG: 0.224 (1, 6)	1-1 G4-3		2-1 1B		1-3 K2-3		0-1 F8		1-3 K	5 0 1 0 0 2 2												
Adam Eaton, R OBP: 0.263, SLG: 0.235 Tom Davey, R Trevor Hoffman, R		2-3 K	4-2 BB		3-3 K		0-2 F9			3 0 0 0 1 2 1 0 0 0 0 0 0 0 0 0 0 0 0 0 0												
<b>Inning Stats</b>	R: 4 E: 0 K: 1 S: 15	H: 5 LOB: 1 BB: 0 P: 27	R: 0 E: 0 K: 1 S: 11	H: 0 LOB: 2 BB: 2 P: 22	R: 0 E: 0 K: 1 S: 12	H: 2 LOB: 3 BB: 2 P: 24	R: 0 E: 1 K: 2 S: 10	H: 1 LOB: 2 BB: 0 P: 14	R: 0 E: 0 K: 2 S: 8	H: 0 LOB: 0 BB: 0 P: 12	R: 0 E: 0 K: 1 S: 13	H: 0 LOB: 2 BB: 2 P: 24	R: 0 E: 1 K: 0 S: 10	H: 0 LOB: 1 BB: 0 P: 13	R: 1 E: 0 K: 2 S: 13	H: 1 LOB: 1 BB: 1 P: 24	R: 0 E: 0 K: 3 S: 10	H: 0 LOB: 0 BB: 0 P: 14	1B: 7 2B: 1 3B: 0 HR: 1	SF: 0 SAC: 0 DP: 0 HBP: 0	WP: 0 PB: 0 SB: 3 CS: 0	PA: 44
<b>PITCHER</b>	IP WLS BF H R ER SO BB IBB HBP BLK WP HR S P ERA WHIP												<b>PITCHER</b>	IP WLS BF H R ER SO BB IBB HBP BLK WP HR S P ERA WHIP								
Glendon Rusch, L ERA: 5.82	(1, 1) 2.2 L 18 7 4 4 2 4 0 0 0 0 0 1 35 68 13.50 4.125																					
Jerrod Riggan, R ERA: 4.97	(3, 1) 2.1 11 1 0 0 5 2 0 0 0 0 0 0 25 43 0.00 1.286																					
Turk Wendell, R ERA: 2.18	(6, 1) 2.0 7 0 0 0 1 0 0 0 0 0 0 0 19 25 0.00 0.000																					
Dennis Cook, L ERA: 1.29	(8, 1) 1.0 5 1 1 1 2 1 0 0 0 0 0 0 13 24 9.00 2.000																					
Donne Wall, R ERA: 5.5	(9, 1) 1.0 3 0 0 0 3 0 0 0 0 0 0 0 10 14 0.00 0.000																					

San Diego Padres @ New York Mets  
Shea Stadium, Flushing, NY  
Wed May 16 2001, 7:10 PM EDT  
Att. 20,134 - Cloudy - 60 F

livebaseballscorecards.com

Batter	1	2	3	4	5	6	7	8	9	AB	R	H	RBI	BB	SO	LOB
Darren Bragg, L (1, 9) OBP: 0.250, SLG: 0.500	1-0 31 E 2B		3-3 K	2-3 K			0-0 G6-3			4	0	1	0	0	2	0
Edgardo Alfonzo, R (1, 4) OBP: 0.331, SLG: 0.473	0-2 F9		1-1 31 1B 1B			0-1 F8	4-2 BB			3	1	1	0	1	0	1
31 Mike Piazza, R (1, 2) OBP: 0.369, SLG: 0.549	0-2 E6		1-0 BB 1B FC5 1B			2-1 1B	2-3 K			4	1	2	0	0	1	2
Robin Ventura, L (1, 5) OBP: 0.382, SLG: 0.445	2-3 K		1-0 FC5 BB 1B			1-1 F8	2-2 G3-1			4	0	1	1	0	1	3
Todd Zeile, R (1, 3) OBP: 0.318, SLG: 0.328	1-2 G5-3		4-0 FC5 BB 1B			0-0 F2	1-2 CS HBP			2	0	0	0	1	0	3
Dennis Cook, L (8, 1) Desi Relaford, S (8, PH) Donne Wall, R (9, 1)			1-2 2-3 BB							0	0	0	0	0	0	0
Tsuyoshi Shinjo, R (1, 8) OBP: 0.323, SLG: 0.457		0-1 F8	1-1 FC5			3-2 L9	1-3 K			4	0	0	1	0	1	3
Darryl Hamilton, L (1, 7) OBP: 0.217, SLG: 0.197		4-2 FC6-4 BB	2-1 F7			1-3 K	0-2 G1-3			3	0	0	0	1	1	2
Rey Ordonez, R (1, 6) OBP: 0.273, SLG: 0.322		1-0 FC6-4				2-1 G4-3	1-3 K2-3			3	0	0	0	0	0	1
Timo Perez, L (9, PH) OBP: 0.284, SLG: 0.319		1-2 K				1-0 G6-3	0-3 K			1	0	0	0	0	1	1
Glendon Rusch, L (1, 1) Jerrold Riggan, R (3, 1) Turk Wendell, L (6, 1) Lenny Harris, L (6, 3) OBP: 0.167, SLG: 0.213		0-3 K								1	0	0	0	0	1	0
										0	0	0	0	0	0	0
										2	0	0	0	0	1	0

Inning Stats	R: 0	H: 1	E: 1	K: 1	S: 14	H: 0	LOB: 2	BB: 0	P: 18	R: 0	H: 0	E: 0	K: 1	S: 9	R: 0	H: 3	E: 0	K: 1	S: 14	R: 0	H: 0	E: 0	K: 2	S: 10	R: 0	H: 1	E: 0	K: 0	S: 7	R: 0	H: 0	E: 0	K: 1	S: 8	R: 0	H: 0	E: 0	K: 1	S: 11	R: 0	H: 0	E: 0	K: 2	S: 9	R: 0	H: 0	E: 0	K: 2	S: 9	1B: 4	2B: 2	3B: 0	HR: 0	SF: 0	SAC: 0	DP: 1	HBP: 1	WP: 0	PB: 0	SB: 0	CS: 1	PA: 36
--------------	------	------	------	------	-------	------	--------	-------	-------	------	------	------	------	------	------	------	------	------	-------	------	------	------	------	-------	------	------	------	------	------	------	------	------	------	------	------	------	------	------	-------	------	------	------	------	------	------	------	------	------	------	-------	-------	-------	-------	-------	--------	-------	--------	-------	-------	-------	-------	--------


PITCHER	IP	WLS	BF	H	R	ER	SO	BB	IBB	HBP	BLK	WP	HR	S	P	ERA	WHIP
Adam Eaton, R (1, 1) ERA: 5.51	7.1	W	32	5	2	2	7	3	0	1	0	0	0	79	123	2.46	1.091
Tom Davey, R (8, 1) ERA: 3.29	0.2	H	1	0	0	0	1	0	0	0	0	0	0	4	5	0.00	0.000
Trevor Hoffman, R (9, 1) ERA: 2.81	1.0	S	3	0	0	0	2	0	0	0	0	0	0	9	10	0.00	0.000

**BOTTOM**

**San Diego Padres @ New York Mets**  
 Shea Stadium, Flushing, NY  
 Wed May 16 2001, 7:10 PM EDT  
 Att. 20,134 - Cloudy - 60 F

livebaseballscorecards.com

AB	32
R	2
H	5
RBI	2
BB	3
SO	10
LOB	16







Batter	1	2	3	4	5	6	7	8	9	AB	R	H	RBI	BB	SO	LOB
Darren Bragg, L (1, 9) OBP: 0.375, SLG: 0.500	3-3 K		1-1 F8		2-1 1B			0-0 E 1B		4	1	2	0	0	1	0
Edgardo Alfonzo, R (1, 4) OBP: 0.329, SLG: 0.467	0-2 F9			2-2 1B	2-1 F8			3-3 1-2 K		4	0	1	0	0	1	2
Tsuyoshi Shinjo, R (1, 8) OBP: 0.320, SLG: 0.448	0-1 1B			3-1 F9		0-0 F9		1-1 2-H E9		4	0	1	0	0	0	1
31 Mike Piazza, R (1, 2) OBP: 0.364, SLG: 0.540 Todd Pratt, R (6, PH) OBP: 0.333, SLG: 0.321 (7, 2)	0-3 K			2-2 F9		2-3 K		2-3 K		2	0	0	0	0	1	2
Robin Ventura, L (1, 5) OBP: 0.370, SLG: 0.430		3-1 E5 G6-4-3		2-3 K		2-2 F8			1-0 G4-3	4	0	0	0	0	1	1
Todd Zeile, R (1, 3) OBP: 0.316, SLG: 0.333		0-1 G6-4-3 1-2f			0-2 2B 2B		0-0 P6		1-3 K	4	1	1	0	0	1	1
Desi Relaford, S (1, 6) OBP: 0.411, SLG: 0.580 (9, 1)		3-2 G1-3			0-1 1B 2B		2-2 P4		2-1 1B	4	1	2	1	0	0	0
Joe McEwing, R (1, 7) OBP: 0.353, SLG: 0.457 Armando Benitez, R (8, 1) Rey Ordenez, R (9, 6) OBP: 0.271, SLG: 0.320			2-1 F7		2-2 G1-6-3 1B		0-2 G6-3		1-3 K	3	0	1	1	0	0	0
Steve Trachsel, R (1, 1) OBP: 0.091, SLG: 0.091 Dicky Gonzalez, R (3, 1) Lenny Harris, L (5, PH) OBP: 0.163, SLG: 0.208 Rick White, R (8, 1) John Franco, L (8, 1) Darryl Hamilton, L (8, 7) OBP: 0.214, SLG: 0.194			0-1 G4-3		0-0 G1-6-3 1-2f			2-3 K		0	0	0	0	0	0	0

Inning Stats	R: 0	H: 1	E: 0	K: 2	S: 13	R: 0	H: 0	E: 1	K: 0	S: 7	R: 0	H: 0	E: 0	K: 0	S: 6	R: 0	H: 1	E: 0	K: 1	S: 13	R: 2	H: 4	E: 0	K: 0	S: 16	R: 0	H: 0	E: 0	K: 1	S: 8	R: 0	H: 0	E: 1	K: 3	S: 15	R: 1	H: 1	E: 0	K: 2	S: 9	R: 0	H: 1	E: 0	K: 2	S: 9	1B: 6	2B: 2	3B: 0	SF: 0	SAC: 0	DP: 2	HBP: 0	WP: 0	PB: 0	SB: 1	CS: 0	PA: 35
--------------	------	------	------	------	-------	------	------	------	------	------	------	------	------	------	------	------	------	------	------	-------	------	------	------	------	-------	------	------	------	------	------	------	------	------	------	-------	------	------	------	------	------	------	------	------	------	------	-------	-------	-------	-------	--------	-------	--------	-------	-------	-------	-------	--------

PITCHER	IP	WLS	BF	H	R	ER	SO	BB	IBB	HBP	BLK	WP	HR	S	P	ERA	WHIP
Woody Williams, R (1, 1) ERA: 4.85	7.0	W	26	6	2	2	4	0	0	0	0	0	0	71	104	2.57	0.857
Jose Nunez, L (8, 1) ERA: 10.61	1.0		5	1	1	0	3	0	0	0	0	0	0	15	23	0.00	1.000
Jay Witasick, R (9, 1) ERA: 1.5	1.0		4	1	0	0	2	0	0	0	0	0	0	9	14	0.00	1.000

BOTTOM

San Diego Padres @ New York Mets  
Shea Stadium, Flushing, NY  
Thu May 17 2001, 7:10 PM EDT  
Att. 18,476 - Cloudy - 58 F

livebaseballscorecards.com

AB	35
R	3
H	8
RBI	2
BB	0
SO	9
LOB	10





Batter	1	2	3	4	5	6	7	8	9	AB R H RBI BB SO LOB	TOP	
Rickey Henderson, R OBP: 0.402, SLG: 0.484 (1, 7) C X	0-1 G4-6-3 1B			1-1 G5-3		4-1 G3 S BB		1-0 G5-3		3 1 1 0 1 0 0		
Mark Kotsay, L OBP: 0.330, SLG: 0.322 (1, 8) B X	1-0 F7			3-2 P6		2-2 G3 1-3			2-3 K	4 0 0 0 0 1 2		
Ryan Klesko, L OBP: 0.412, SLG: 0.518 (1, 3) C B B B X	3-1 G4-6-3 1-2f			0-0 WP 1B		2-1 G3 3-H			4-1 FC5-4 BB	3 0 1 1 1 0 1		
Phil Nevin, R OBP: 0.390, SLG: 0.611 (1, 5) S X				2-3 K 1-2		3-2 F9			1-0 FC5-4 1-2f	4 0 0 0 0 1 2		
Ben Davis, S OBP: 0.449, SLG: 0.472 (1, 2) B B B B X						1-1 G4-3			0-3 K	4 0 1 0 0 1 1		
Bubba Trammell, R OBP: 0.364, SLG: 0.528 (1, 9) C B B B B X						1-1 G1-3 1B 1B			0-0 G6-4-3 1-2f	3 0 1 0 0 1 1		
Adam Riggs, R OBP: 0.333, SLG: 0.316 (1, 4) B B C C X						0-1 G1-3 1-2 1B			2-2 G4-3	3 0 1 0 0 0 0		
Donaldo Mendez, R OBP: 0.227, SLG: 0.213 (1, 6) Dave Magadan, L OBP: 0.375, SLG: 0.375 (8, PH) (8, 6)						0-1 G1-3 1-2 2-3			1-2 F8	2 0 0 0 0 1 2 1 0 0 0 0 0 0		
Kevin Jarvis, L OBP: 0.250, SLG: 0.300 (1, 1) Alex Arias, R OBP: 0.333, SLG: 0.364 (8, PH) Kevin Walker, L (8, 1)						1-1 G6-3			0-1 G1-3	2 0 0 0 0 0 2 1 0 0 0 0 0 0 0 0 0 0 0 0 0		
<b>Inning Stats</b>	R: 0 H: 1 E: 0 LOB: 0 K: 0 BB: 0 S: 5 P: 9	R: 0 H: 0 E: 0 LOB: 0 K: 1 BB: 0 S: 9 P: 14	R: 0 H: 0 E: 0 LOB: 0 K: 1 BB: 0 S: 7 P: 12	R: 0 H: 1 E: 0 LOB: 1 K: 1 BB: 0 S: 14 P: 20	R: 0 H: 2 E: 0 LOB: 2 K: 0 BB: 0 S: 10 P: 13	R: 1 H: 0 E: 0 LOB: 0 K: 0 BB: 1 S: 9 P: 20	R: 0 H: 1 E: 0 LOB: 0 K: 0 BB: 0 S: 5 P: 8	R: 0 H: 0 E: 0 LOB: 0 K: 0 BB: 0 S: 6 P: 8	R: 0 H: 0 E: 0 LOB: 1 K: 2 BB: 1 S: 8 P: 15	1B: 5 SF: 0 2B: 0 SAC: 0 3B: 0 DP: 2 HR: 0 HBP: 0	WP: 1 PA: 32 PB: 0 SB: 1 CS: 0	
<b>PITCHER</b> Mike Thurman, R ERA: 5.68 (1, 1) Ugueth Urbina, R ERA: 4.05 (9, 1)	IP WLS BF H R ER SO BB IBB HBP BLK WP HR S P ERA WHIP	8.0 W 28 5 1 1 3 1 0 0 0 1 0 65 104 1.12 0.750	1.0 S 4 0 0 0 2 1 0 0 0 0 0 0 8 15 0.00 1.000	<b>PITCHER</b> IP WLS BF H R ER SO BB IBB HBP BLK WP HR S P ERA WHIP								

San Diego Padres @ Montreal Expos  
Olympic Stadium, Montreal, QB  
Fri May 18 2001, 7:05 PM EDT  
Att. 6,851 - Dome - 72 F

livebaseballscorecards.com

AB	30
R	1
H	5
RBI	1
BB	2
SO	5
LOB	11













Batter	1	2	3	4	5	6	7	8	9	AB R H RBI BB SO LOB	TOP									
Rickey Henderson, R OBP: 0.418, SLG: 0.515 (1, 7)	4-2 2B BB		0-0 G3-6-1 1B			1-0 P4		4-2 2B BB		2 2 1 0 2 0 0										
Mark Kotsay, L OBP: 0.351, SLG: 0.400 (1, 8)	1-2 F9 2B		0-0 G3-6-1			2-2 F7		4-2 2B BB		3 1 1 1 1 0 1										
Ryan Klesko, L OBP: 0.403, SLG: 0.507 (1, 3)	3-3 K				1-2 F8		0-1 L8	1-0 2B		4 0 1 3 0 1 1										
Phil Nevin, R OBP: 0.404, SLG: 0.649 (1, 5)	1-0 F9				1-2 G6-3		1-1 HR	0-3 K		4 1 1 1 0 1 2										
Ben Davis, S OBP: 0.441, SLG: 0.457 (1, 2)	3-3 K				1-2 F7		2-2 G4-3		0-0 G5-3	4 0 0 0 0 1 1										
Bubba Trammell, R OBP: 0.380, SLG: 0.554 (1, 9)		0-0 G4-3			2-2 G1-6-3 1B		2-1 G5-3		0-0 F9	4 0 1 0 0 0 0										
Chris Gomez, R OBP: 0.245, SLG: 0.178 (1, 4)		1-2 F7			0-1 G1-6-3			3-2 BB SH1-4 2B 1B	1-2 FC6-4 1B	4 1 2 0 0 0 1										
Donaldo Mendez, R OBP: 0.217, SLG: 0.204 (1, 6)		2-1 L1			2-2 F9			1-0 SH1-4	3-1 FC6-4	3 0 0 0 0 0 1										
Bobby Jones, R OBP: 0.105, SLG: 0.056 (1, 1)			2-3 K			0-2 G3		0-1 G1-3		2 0 0 0 0 1 0										
Dave Magadan, L OBP: 0.379, SLG: 0.380 (8, PH)										1 0 0 0 0 0 1										
Kevin Walker, L (8, 1)										0 0 0 0 0 0 0										
Trevor Hoffman, R (9, 1)										0 0 0 0 0 0 0										
<b>Inning Stats</b>	R: 1 E: 0 K: 2 S: 13	H: 1 LOB: 1 BB: 1 P: 25	R: 0 E: 0 K: 0 S: 8	H: 0 LOB: 0 BB: 0 P: 11	R: 0 E: 0 K: 1 S: 5	H: 1 LOB: 0 BB: 0 P: 7	R: 0 E: 0 K: 0 S: 9	H: 0 LOB: 0 BB: 0 P: 12	R: 0 E: 0 K: 0 S: 8	H: 0 LOB: 0 BB: 0 P: 11	R: 1 E: 0 K: 0 S: 9	H: 1 LOB: 0 BB: 0 P: 14	R: 3 E: 0 K: 1 S: 18	H: 2 LOB: 1 BB: 2 P: 31	R: 0 E: 0 K: 0 S: 7	H: 1 LOB: 1 BB: 0 P: 11	1B: 4 2B: 2 3B: 0 HR: 1	SF: 0 SAC: 1 DP: 2 HBP: 0	WP: 0 PB: 0 SB: 0 CS: 0	PA: 35
<b>PITCHER</b>	IP WLS BF H R ER SO BB IBB HBP BLK WP HR S P ERA WHIP																			
Javier Vazquez, R ERA: 4.68 (1, 1)	7.2 L 28 5 4 4 3 2 0 0 0 0 0 1 71 111 4.70 0.913																			
Ugueth Urbina, R ERA: 4.43 (8, 1)	0.1 B 3 1 1 1 1 1 0 0 0 0 0 0 7 12 27.00 6.000																			
Bob Scanlan, R ERA: (9, 1)	1.0 4 1 0 0 0 0 0 0 0 0 0 0 7 11 0.00 1.000																			

San Diego Padres @ Montreal Expos  
Olympic Stadium, Montreal, QB  
Sun May 20 2001, 1:35 PM EDT  
Att. 7,269 - Dome - 72 F

livebaseballscorecards.com

AB	31
R	5
H	7
RBI	5
BB	3
SO	4
LOB	8



Batter	1	2	3	4	5	6	7	8	9	AB	R	H	RBI	BB	SO	LOB
<b>Orlando Cabrera, R</b> OBP: 0.311, SLG: 0.451 (1, 6)	F8			G6-3		SH5-4	K			3	0	0	0	0	1	1
<b>Curtis Pride, L</b> OBP: 0.290, SLG: 0.250 (1, 7)	K			E S L5 BB		1B SF8 1B	K			3	1	1	0	1	2	1
<b>Milton Bradley, S</b> OBP: 0.313, SLG: 0.343 (1, 8)	P6			L5 1-H		E6 S 1B			K	4	0	0	1	0	1	2
<b>Vladimir Guerrero, R</b> OBP: 0.369, SLG: 0.541 (1, 9)			G1-4-3						F8	4	0	2	0	0	0	0
<b>Lee Stevens, L</b> OBP: 0.290, SLG: 0.450 (1, 3)			K			G1-4-3 1B			K	3	0	0	1	0	2	1
<b>Geoff Blum, S</b> OBP: 0.321, SLG: 0.376 (1, 4)			G4-3			F9			E5 G5-4-3	3	0	0	0	1	0	1
<b>Ryan Minor, R</b> OBP: 0.294, SLG: 0.471 (1, 5)			P5			G3			G5-4-3 1-2f	4	0	0	0	0	0	5
<b>Michael Barrett, R</b> OBP: 0.273, SLG: 0.280 (1, 2)			L3			L7			F7	3	1	1	0	1	0	0
<b>Javier Vazquez, R</b> OBP: 0.556, SLG: 0.529 (1, 1)			K			E 2B			E6 1B SH5-4 E 1B	3	1	2	0	0	1	0
<b>Ugueth Urbina, R</b> (8, 1)										0	0	0	0	0	0	0
<b>Bob Scanlan, R</b> (9, 1)										0	0	0	0	0	0	0
<b>Andy Tracy, L</b> OBP: 0.200, SLG: 0.346 (9, PH)										1	0	0	0	0	1	1

Inning Stats	R: 0	H: 0	E: 0	K: 1	S: 10	R: 0	H: 0	E: 0	K: 1	S: 8	R: 0	H: 0	E: 0	K: 1	S: 9	R: 0	H: 0	E: 0	K: 0	S: 9	R: 0	H: 1	E: 0	K: 0	S: 12	R: 3	H: 4	E: 2	K: 0	S: 13	R: 0	H: 1	E: 0	K: 2	S: 13	R: 0	H: 0	E: 0	K: 2	S: 8	R: 0	H: 0	E: 1	K: 1	S: 10	1B: 5	SF: 1	2B: 2	SAC: 1	3B: 0	DP: 2	HR: 0	HBP: 0	WP: 0	PA: 36		
	0	0	0	1	10	0	0	0	1	8	0	0	0	0	9	0	0	0	0	0	9	0	1	0	0	12	3	4	2	0	13	0	1	0	2	13	0	0	0	13	0	0	1	0	0	0	0	10	5	1	2	0	2	0	0	0	36

PITCHER	IP	WLS	BF	H	R	ER	SO	BB	IBB	HBP	BLK	WP	HR	S	P	ERA	WHIP
<b>Bobby Jones, R</b> ERA: 2.8 (1, 1)	7.0	W	29	6	3	2	5	1	1	0	0	0	0	74	102	2.57	1.000
<b>Kevin Walker, L</b> ERA: 3.0 (8, 1)	1.0	H	3	0	0	0	2	0	0	0	0	0	0	8	13	0.00	0.000
<b>Trevor Hoffman, R</b> ERA: 2.65 (9, 1)	1.0	S	4	0	0	0	1	1	0	0	0	0	0	10	17	0.00	1.000

**BOTTOM**

**San Diego Padres @ Montreal Expos**  
Olympic Stadium, Montreal, QB

Sun May 20 2001, 1:35 PM EDT  
Att. 7,269 - Dome - 72 F

livebaseballscorecards.com

<b>AB</b>	<b>31</b>
<b>R</b>	<b>3</b>
<b>H</b>	<b>6</b>
<b>RBI</b>	<b>2</b>
<b>BB</b>	<b>3</b>
<b>SO</b>	<b>8</b>
<b>LOB</b>	<b>12</b>







Batter	1	2	3	4	5	6	7	8	9	AB R H RBI BB SO LOB
<b>Julio Lugo, R</b> OBP: 0.327, SLG: 0.478 (1, 6)	1-0 F8		2-2 F8	2-0 P6			0-1 F9		2-2 5 BB 1B	5 0 1 0 0 0 2
<b>Craig Biggio, R</b> OBP: 0.398, SLG: 0.426 (1, 4)	2-1 5 G1-4-3 1B		4-2 5 HR BB		0-0 17 1B 1B		0-1 E1 17 3B		0-1 B1	4 2 2 0 1 0 1
<b>5 Jeff Bagwell, R</b> OBP: 0.415, SLG: 0.577 (1, 3)	2-2 G1-4-3 1-2f		1-2 HR		2-3 K		3-3 K		4-2 17 G6-4-3 BB	4 1 1 4 1 2 3
<b>17 Lance Berkman, S</b> OBP: 0.486, SLG: 0.680 (1, 8)			0-0 1B 2B		0-2 1-2 1B		3-2 1-H 3B		0-0 G6-4-3 1-2f	5 1 3 1 0 1 2
<b>Moises Alou, R</b> OBP: 0.445, SLG: 0.647 (1, 9)		2-1 F8	2-1 E 2-H 1B		1-0 F8		2-1 F8			4 0 1 1 0 0 3
<b>Richard Hidalgo, R</b> OBP: 0.356, SLG: 0.549 (1, 7)		0-3 K	0-1 E6 1-3		0-1 L8			2-3 K		4 0 0 0 0 2 3
<b>Vinny Castilla, R</b> OBP: 0.250, SLG: 0.364 (1, 5)			5 HR 1B			1-1 G5-3		2-1 F8		4 1 1 0 0 1 2
<b>Tony Eusebio, R</b> OBP: 0.333, SLG: 0.447 (1, 2)			2-1 5 HR BB 1B		2-3 K		2-3 K		0-0 1B	4 1 2 0 0 2 0 0 0 0 0 0 0 0
<b>Brad Ausmus, R</b> OBP: 0.268, SLG: 0.297 (8, PR) (9, 2)			1-2 K		1-3 K		0-3 K		0-3 K	3 0 0 0 0 3 2 0 0 0 0 0 0 0 1 0 0 0 0 1 1 0 0 0 0 0 0 0

Inning Stats	R: 0	H: 1	E: 0	LOB: 0	K: 0	S: 6	P: 11	R: 0	H: 0	E: 0	LOB: 0	K: 2	S: 9	R: 5	H: 5	E: 1	LOB: 2	K: 2	S: 25	R: 0	H: 0	E: 0	LOB: 0	K: 2	S: 7	R: 0	H: 2	E: 0	LOB: 2	K: 1	S: 15	R: 0	H: 0	E: 0	LOB: 0	K: 2	S: 9	R: 1	H: 1	E: 1	LOB: 1	K: 1	S: 14	R: 0	H: 1	E: 0	LOB: 1	K: 2	S: 9	R: 0	H: 1	E: 0	LOB: 1	K: 0	S: 8	1B: 8	SF: 0	2B: 1	SAC: 0	3B: 1	DP: 2	HR: 1	HBP: 0	WP: 0	PA: 40
--------------	------	------	------	--------	------	------	-------	------	------	------	--------	------	------	------	------	------	--------	------	-------	------	------	------	--------	------	------	------	------	------	--------	------	-------	------	------	------	--------	------	------	------	------	------	--------	------	-------	------	------	------	--------	------	------	------	------	------	--------	------	------	-------	-------	-------	--------	-------	-------	-------	--------	-------	--------

PITCHER	IP	WLS	BF	H	R	ER	SO	BB	IBB	HBP	BLK	WP	HR	S	P	ERA	WHIP
<b>Adam Eaton, R</b> ERA: 5.66 (1, 1)	6.2	W	30	8	6	5	10	1	0	0	0	0	1	80	117	6.75	1.350
<b>Kevin Walker, L</b> ERA: 3.0 (7, 1)	0.0		1	1	0	0	0	0	0	0	0	0	0	3	6	∞	∞
<b>Tom Davey, R</b> ERA: 3.07 (7, 1)	1.0	H	4	1	0	0	1	0	0	0	0	0	0	8	14	0.00	1.000
<b>Trevor Hoffman, R</b> ERA: 2.45 (8, 1)	1.1	S	5	1	0	0	1	1	0	0	0	0	0	11	17	0.00	1.500

**BOTTOM**

**San Diego Padres @ Houston Astros**  
Enron Field, Houston, TX  
Mon May 21 2001, 8:05 PM EDT  
Att: 28,119 - Cloudy - 84 F

livebaseballscores.com

<b>AB</b>	<b>38</b>
<b>R</b>	<b>6</b>
<b>H</b>	<b>11</b>
<b>RBI</b>	<b>6</b>
<b>BB</b>	<b>2</b>
<b>SO</b>	<b>12</b>
<b>LOB</b>	<b>19</b>





Batter	1	2	3	4	5	6	7	8	9	AB R H RBI BB SO LOB	TOP											
Rickey Henderson, R OBP: 0.417, SLG: 0.495 (1, 7)	4-2 CS BB	1-2 1-3 2-H FC6-4 1B			1-0 F8		2-3 K		1-3 K	4 0 1 1 1 2 1												
Mark Kotsay, L OBP: 0.358, SLG: 0.407 (1, 8)	1-0 L9	0-0 FC6-4			4-2 HR BB		0-0 G6-3		0-2 2B	4 1 1 0 1 0 4												
Ryan Klesko, L OBP: 0.426, SLG: 0.610 (1, 3)	1-3 K			2-2 HR	0-0 HR			4-0 BB 1B BB	4-0 IBB	3 2 2 3 2 1 1												
Phil Nevin, R OBP: 0.400, SLG: 0.629 (1, 5)		1-2 BB FC4-6 1B BB	0-3 K		1-3 K			1-1 BB 1B	0-2 G6-3	5 1 2 0 0 2 2												
Ben Davis, S OBP: 0.425, SLG: 0.431 (1, 2)		4-0 FC4-6 1B BB BB	1-3 K		2-2 F7			1-0 F8		3 1 0 0 1 1 2												
Bubba Trammell, R OBP: 0.380, SLG: 0.537 (1, 9)		4-1 FC4-6 1B BB	0-0 F7		1-1 F8			4-2 FC4-6 BB		2 0 0 0 2 0 0												
Adam Riggs, R OBP: 0.276, SLG: 0.259 (1, 4)		1-1 FC4-6 1B 1B		1-3 K		1-0 G4-3		1-3 K		4 1 0 1 0 2 5												
Jay Witasick, R (8, 1)		1-2 2-3 3-H 1B			0-0 F8		2-1 F7		1-0 FC4-6	0 0 0 0 0 0 0												
Chris Gomez, R OBP: 0.246, SLG: 0.189 (1, 6)		0-2 1B 1B		0-0 F8		2-1 F7		1-0 FC4-6		4 0 1 1 0 0 3												
Woody Williams, R OBP: 0.179, SLG: 0.231 (1, 1)		2-0 F9		1-3 K			0-0 G6-3 1B		1-0 G6-3	3 0 1 0 0 1 2												
Donaldo Mendez, R OBP: 0.213, SLG: 0.200 (8, 6)										1 0 0 0 0 0 0												
<b>Inning Stats</b>	R: 0 E: 0 K: 1 S: 6	H: 0 LOB: 0 BB: 1 P: 12	R: 3 E: 0 K: 0 S: 16	H: 3 LOB: 2 BB: 2 P: 29	R: 1 E: 0 K: 2 S: 11	H: 1 LOB: 0 BB: 0 P: 14	R: 0 E: 0 K: 2 S: 8	H: 0 LOB: 0 BB: 0 P: 10	R: 2 E: 0 K: 1 S: 11	H: 1 LOB: 0 BB: 1 P: 19	R: 0 E: 0 K: 0 S: 5	H: 0 LOB: 0 BB: 0 P: 9	R: 0 E: 0 K: 1 S: 5	H: 1 LOB: 0 BB: 0 P: 7	R: 0 E: 0 K: 1 S: 9	H: 1 LOB: 3 BB: 2 P: 21	R: 0 E: 0 K: 1 S: 10	H: 1 LOB: 2 BB: 1 P: 16	1B: 5 2B: 1 3B: 0 HR: 2	SF: 0 SAC: 0 DP: 1 HBP: 0	WP: 0 PB: 0 SB: 0 CS: 1	PA: 40
<b>PITCHER</b>	IP WLS BF H R ER SO BB IBB HBP BLK WP HR S P ERA WHIP																				IP WLS BF H R ER SO BB IBB HBP BLK WP HR S P ERA WHIP	
Scott Elarton, R ERA: 6.32 (1, 1)	5.0 L 23 5 6 6 6 4 0 0 0 0 2 52 84 10.80 1.800																					
Nelson Cruz, R ERA: 2.96 (6, 1)	2.0 6 1 0 0 1 0 0 0 0 0 0 0 10 16 0.00 0.500																					
44 Roy Oswalt, R ERA: 0.77 (8, 1)	2.0 11 2 0 0 0 2 2 1 0 0 0 0 19 37 0.00 2.000																					

San Diego Padres @ Houston Astros  
 Enron Field, Houston, TX  
 Tue May 22 2001, 8:05 PM EDT  
 Att. 31,094 - Sunny - 84 F

livebaseballscorecards.com

AB	33
R	6
H	8
RBI	6
BB	7
SO	9
LOB	20



Batter	1	2	3	4	5	6	7	8	9	AB	R	H	RBI	BB	SO	LOB
Julio Lugo, R OBP: 0.320, SLG: 0.466 (1, 6)	1-0 F9		3-3 K		0-3 K			1-2 G5-3		4	0	0	0	0	2	1
Craig Biggio, R OBP: 0.390, SLG: 0.416 (1, 4)	0-1 G4-3			0-1 F8		0-0 F7		1-0 F8		4	0	0	0	0	0	0
5 Jeff Bagwell, R OBP: 0.411, SLG: 0.569 (1, 3)	3-3 K			3-3 K		1-1 F9		3-2 17 BB 1B		4	0	1	0	0	2	0
17 Lance Berkman, S OBP: 0.492, SLG: 0.700 (1, 8)		1-3 K		1-2 1B		1-1 HR		4-1 1-2 BB		3	1	2	1	1	1	0
Moises Alou, R OBP: 0.439, SLG: 0.633 (1, 9)		2-2 E5 FC5-2-6		0-1 F8		0-0 1B		0-1 F9		4	0	1	0	0	0	3
Richard Hidalgo, R OBP: 0.359, SLG: 0.548 (1, 7)		2-2 E5 FC5-2-6 1-3 1B			0-1 1B SF9 1B		0-2 L7		1-3 K	4	1	2	0	0	1	1
Vinny Castilla, R OBP: 0.242, SLG: 0.352 (1, 5)		0-0 FC5-2-6 2-3 3-H			0-0 F2			0-2 G4-3		4	0	0	0	0	0	3
Brad Ausmus, R OBP: 0.268, SLG: 0.295 (1, 2)			0-0 F8		3-2 1B			1-2 G6-3		4	0	1	0	0	0	0
Scott Elarton, R OBP: 0.250, SLG: 0.118 (1, 1)			0-3 K		1-0 SF9			1-3 K		1	0	0	0	0	1	0
Orlando Merced, S OBP: 0.289, SLG: 0.500 (5, PH)										0	0	0	1	0	0	0
Nelson Cruz, R (6, 1)										0	0	0	0	0	0	0
Charlie Hayes, R OBP: 0.231, SLG: 0.095 (7, PH)										1	0	0	0	0	1	0
44 Roy Oswalt, R (8, 1)										0	0	0	0	0	0	0

Inning Stats	R: 0	H: 0	E: 0	K: 1	S: 6	R: 0	H: 1	E: 2	K: 1	S: 10	R: 0	H: 0	E: 0	K: 2	S: 8	R: 0	H: 1	E: 0	K: 1	S: 11	R: 1	H: 2	E: 0	K: 1	S: 10	R: 1	H: 2	E: 0	K: 0	S: 9	R: 0	H: 0	E: 0	K: 1	S: 12	R: 0	H: 1	E: 0	K: 0	S: 11	R: 0	H: 0	E: 0	K: 1	S: 11	1B: 6	SF: 1	2B: 1	3B: 0	HR: 1
--------------	------	------	------	------	------	------	------	------	------	-------	------	------	------	------	------	------	------	------	------	-------	------	------	------	------	-------	------	------	------	------	------	------	------	------	------	-------	------	------	------	------	-------	------	------	------	------	-------	-------	-------	-------	-------	-------

PITCHER	IP	WLS	BF	H	R	ER	SO	BB	IBB	HBP	BLK	WP	HR	S	P	ERA	WHIP
Woody Williams, R ERA: 4.55 (1, 1)	7.2	W	31	7	2	2	7	1	0	0	0	0	1	75	108	2.35	1.043
Jay Witasick, R ERA: 1.37 (8, 1)	1.1	S	4	0	0	0	1	0	0	0	0	0	0	13	16	0.00	0.000

**BOTTOM**

**San Diego Padres @ Houston Astros**  
Enron Field, Houston, TX

Tue May 22 2001, 8:05 PM EDT  
Att: 31,094 - Sunny - 84 F

livebaseballscorecards.com

AB	33
R	2
H	7
RBI	2
BB	1
SO	8
LOB	8



WP: 0	PA: 35
PB: 0	CS: 0



Batter	1	2	3	4	5	6	7	8	9	AB R H RBI BB SO LOB	TOP											
Mike Colangelo, R OBP: 0.348, SLG: 0.513 (1, 7)	0-0 F7		4-2 E 2B BB	0-3 K			1-3 K		2-0 G6-3	4 1 0 0 1 2 3												
Mark Kotsay, L OBP: 0.375, SLG: 0.451 (1, 8)	3-2 HR		1-2 E6 2B G6-3			3-2 CS 1B	0-2 2B 1B		1-1 1B	5 2 4 2 0 0 1												
Ryan Klesko, L OBP: 0.426, SLG: 0.616 (1, 3)	0-0 G6-3		0-0 F8 2B 2B			0-0 P5	1-1 2B		1-3 K	5 1 2 2 0 1 2												
Phil Nevin, R OBP: 0.390, SLG: 0.612 (1, 5)	3-3 K		0-0 G6-3			3-2 G5-3	1-1 G5-3			4 0 0 1 0 1 5												
Bubba Trammell, R OBP: 0.377, SLG: 0.529 (1, 9)			2-0 F8 1B			2-3 K			0-2 F9	4 0 1 0 0 1 1												
Wiki Gonzalez, R OBP: 0.310, SLG: 0.500 Jay Witasick, R (8, 1) Trevor Hoffman, R (9, 1)			1-2 L7			2-2 G3-6-1 1B			1-2 F3	4 0 2 1 0 0 1 0 0 0 0 0 0 0 0 0 0 0 0 0 0												
Alex Arias, R OBP: 0.310, SLG: 0.333 Donald Mendez, R OBP: 0.213, SLG: 0.200 (1, 4) (8, 6)			1-3 K			1-1 G3-6-1			0-1 G6-3	4 0 0 0 0 1 3 0 0 0 0 0 0 0												
Chris Gomez, R OBP: 0.246, SLG: 0.193 Adam Riggs, R OBP: 0.276, SLG: 0.259 (1, 6) (8, 4) (9, PR) (9, 4)			3-2 F9			1-0 G5-3			1-0 2B 1B	4 0 1 0 0 0 1 0 0 0 0 0 0 0												
Kevin Jarvis, L OBP: 0.273, SLG: 0.455 Dave Magadan, L OBP: 0.390, SLG: 0.380 Adam Eaton, R OBP: 0.227, SLG: 0.200 Tom Davey, R OBP: 0.227, SLG: 0.200 Ben Davis, S OBP: 0.429, SLG: 0.444 (1, 1) (7, PH) (7, PR) (7, 1) (8, 2)			0-0 HR			1-3 K			0-1 G6-3 1B	2 1 1 1 0 1 0 0 0 0 0 1 0 0 0 1 0 0 0 0 0 0 0 0 0 0 0 0 1 1 1 0 0 0 0												
<b>Inning Stats</b>	R: 1 E: 0 K: 1 S: 10	H: 1 LOB: 0 BB: 0 P: 16	R: 0 E: 0 K: 1 S: 14	H: 1 LOB: 1 BB: 0 P: 22	R: 4 E: 1 K: 0 S: 16	H: 3 LOB: 1 BB: 1 P: 27	R: 0 E: 0 K: 2 S: 7	H: 0 LOB: 0 BB: 0 P: 9	R: 0 E: 0 K: 1 S: 9	H: 1 LOB: 0 BB: 0 P: 15	R: 0 E: 0 K: 1 S: 8	H: 1 LOB: 0 BB: 0 P: 13	R: 1 E: 0 K: 1 S: 15	H: 2 LOB: 3 BB: 1 P: 22	R: 0 E: 0 K: 0 S: 11	H: 0 LOB: 0 BB: 0 P: 12	R: 1 E: 0 K: 1 S: 9	H: 3 LOB: 1 BB: 0 P: 14	1B: 6 2B: 4 3B: 0 HR: 2	SF: 0 SAC: 0 DP: 1 HBP: 0	WP: 0 PB: 0 SB: 0 CS: 1	PA: 39
<b>PITCHER</b>	IP WLS BF H R ER SO BB IBB HBP BLK WP HR S P ERA WHIP																					
Kent Bottenfield, R ERA: 5.03 Octavio Dotel, R ERA: 4.14 Jay Powell, R ERA: 4.63 Michael Jackson, R ERA: 3.43 Billy Wagner, L ERA: 3.38	(1, 1) (4, 1) (7, 1) (8, 1) (9, 1)	3.0 3.1 0.2 1.0 1.0	L	16 11 4 3 5	5 2 2 0 3	5 1 0 0 1	3 3 0 0 1	2 1 1 0 1	1 0 0 0 0	0 0 0 0 0	0 0 0 0 0	0 0 0 0 0	0 0 0 0 0	2 28 11 11 9	65 45 14 12 14	9.00 2.70 0.00 0.00 9.00	2.00 0.90 3.00 0.00 3.00					

San Diego Padres @ Houston Astros  
 Enron Field, Houston, TX  
 Wed May 23 2001, 4:05 PM EDT  
 Att. 34,225 - Sunny - 82 F

livebaseballscorecards.com

AB	37
R	7
H	12
RBI	7
BB	2
SO	7
LOB	17



BOTTOM

San Diego Padres @ Houston Astros  
Enron Field, Houston, TX  
Wed May 23 2001, 4:05 PM EDT  
Att. 34,225 - Sunny - 82 F

livebaseballscores.com

AB 36  
R 6  
H 10  
RBI 6  
BB 6  
SO 2  
LOB 16



WP: 1 PA: 43  
PB: 0  
SB: 0  
CS: 1

AB R H RBI BB SO LOB

5	1	1	0	0	0	3
5	1	3	1	0	0	0
4	1	1	1	1	0	2
2	2	0	0	3	1	2
0	0	0	0	0	0	0
5	1	2	2	0	0	2
5	0	1	1	0	1	3
3	0	2	1	1	0	1
4	0	0	0	0	0	3
0	0	0	0	0	0	0
1	0	0	0	0	0	0
1	0	0	0	0	0	0
0	0	0	0	0	0	0
0	0	0	0	1	0	0
0	0	0	0	1	0	0

1B: 5 SF: 0  
E: 0 LOB: 2 2B: 4 SAC: 0  
K: 1 BB: 1 3B: 0 DP: 0  
S: 11 P: 19 HR: 1 HBP: 0

Batter	1	2	3	4	5	6	7	8	9
Julio Lugo, R (1, 6) OBP: 0.317, SLG: 0.458	2-2 P4		1-0 F9		2-0 2B 1B		3-2 G6-3	2-2 F9	
Craig Biggio, R (1, 4) OBP: 0.395, SLG: 0.433	2-2 F8			2-1 2B 2B	1-1 1-H 2B		1-0 G5-3		2-1 F9 17 BB 1B
5 Jeff Bagwell, R (1, 3) OBP: 0.411, SLG: 0.579	0-2 HR			0-0 P4	4-1 BB			3-1 G6-3	0-0 F8
17 Lance Berkman, S (1, 8) OBP: 0.495, SLG: 0.691 Glen Barker, S (9, PR) OBP: 0.222, SLG: 0.133	1-3 K			4-0 2B BB	0-0 F9			4-2 1B 1B BB	4-2 1-2 BB
Moises Alou, R (1, 9) OBP: 0.438, SLG: 0.632		2-1 F9		0-2 G6-3 1-H 2-H 2B		2-2 F7		0-2 1B 1B	0-2 F9
Richard Hidalgo, R (1, 7) OBP: 0.355, SLG: 0.536		0-0 G5-3		0-2 G6-3		1-2 G1-3		0-2 WP 1B 1B	2-2 K
Vinny Castilla, R (1, 5) OBP: 0.258, SLG: 0.368		4-2 CS BB		0-0 L7		1-1 2B		0-1 WP	
Brad Ausmus, R (1, 2) OBP: 0.260, SLG: 0.287		2-2 CS	3-2 G5-3		0-0 F9	0-0 F9		3-2 F5	
Kent Bottenfield, R (1, 1) OBP: 0.200, SLG: 0.200 Charlie Hayes, R (3, PH) OBP: 0.222, SLG: 0.091 Octavio Dotel, R (4, 1) OBP: 0.125, SLG: 0.125 Jay Powell, R (7, 1) Jose Vizcaino, S (7, PH) OBP: 0.300, SLG: 0.300 Michael Jackson, R (8, 1) Daryle Ward, L (8, PH) OBP: 0.372, SLG: 0.571 Billy Wagner, L (9, 1)			1-0 G5-3		0-2 P3		0-1 G3	4-0 IBB	

R: 1 H: 1 E: 0 K: 1 S: 15	R: 0 H: 0 E: 0 K: 0 S: 9	R: 0 H: 0 E: 0 K: 0 S: 5	R: 2 H: 2 E: 0 K: 0 S: 10	R: 1 H: 2 E: 0 K: 0 S: 10	R: 0 H: 1 E: 0 K: 0 S: 11	R: 0 H: 0 E: 0 K: 0 S: 7	R: 2 H: 3 E: 0 K: 0 S: 20	R: 0 H: 1 E: 0 K: 1 S: 11
H: 1 LOB: 0 BB: 0 P: 20	H: 0 LOB: 0 BB: 1 P: 17	H: 0 LOB: 0 BB: 0 P: 10	H: 2 LOB: 1 BB: 1 P: 16	H: 2 LOB: 2 BB: 1 P: 16	H: 0 LOB: 0 BB: 0 P: 11	H: 0 LOB: 0 BB: 0 P: 11	H: 3 LOB: 3 BB: 2 P: 36	H: 1 LOB: 2 BB: 1 P: 19

PITCHER	IP	WLS	BF	H	R	ER	SO	BB	IBB	HBP	BLK	WP	HR	S	P	ERA	WHIP
Kevin Jarvis, R (1, 1) ERA: 5.07	6.0		26	6	4	4	1	3	0	0	0	0	1	60	94	6.00	1.500
Tom Davey, R (7, 1) ERA: 3.94	1.1	H	6	1	2	2	0	1	0	0	0	0	0	14	25	13.50	1.500
Jay Witasick, R (8, 1) ERA: 1.33	0.2	W	5	2	0	0	0	0	1	0	0	1	0	13	22	0.00	3.000
Trevor Hoffman, R (9, 1) ERA: 2.33	1.0	S	5	1	0	0	1	1	0	0	0	0	0	11	19	0.00	2.000



Batter	1	2	3	4	5	6	7	8	9	AB	R	H	RBI	BB	SO	LOB	TOP										
Tony Womack, L (1, 6) OBP: 0.299, SLG: 0.325	3-1 SF8 3B		1-0 G4-3		3-1 G4-3		2-1 1B			4	1	2	0	0	0	0											
Jay Bell, R (1, 4) OBP: 0.352, SLG: 0.436	1-1 SF8		1-0 G5-3			2-2 G6-3	2-1 G5-3			3	0	0	1	0	0	1											
Luis Gonzalez, L (1, 7) OBP: 0.435, SLG: 0.733	1-0 P4			1-3 K		1-0 1B		4-2 G6-3 BB		3	0	1	0	1	1	0											
Greg Colbrunn, R (1, 5) OBP: 0.320, SLG: 0.422	1-0 F9			4-2 WP BB		0-2 1B		3-2 G6-3 1-2f		2	0	1	0	1	0	0											
Erubiel Durazo, L (8, PH) OBP: 0.380, SLG: 0.727						1-2 1B				1	0	0	0	0	0	1											
Juan Sosa, R (8, 5)										0	0	0	0	0	0	0											
Mark Grace, L (1, 3) OBP: 0.410, SLG: 0.521		4-1 G4-6-3 1B BB		4-1 1-2 BB		1-0 1-2 2-3 1B		1-2 F7		2	0	1	0	2	0	0											
Reggie Sanders, R (1, 9) OBP: 0.336, SLG: 0.612		0-1 G4-6-3 1B		2-2 F3		1-3 K		0-0 F8		4	0	1	0	0	1	5											
Steve Finley, L (1, 8) OBP: 0.313, SLG: 0.316		0-1 G4-6-3		1-2 F7		1-3 K		2-2 G6-3		3	0	0	0	0	1	7											
Greg Swindell, L (8, 1)										0	0	0	0	0	0	0											
Craig Counsell, L (9, PH) OBP: 0.330, SLG: 0.321		1-2f 2-3								1	0	0	0	0	0	0											
Rod Barajas, R (1, 2) OBP: 0.250, SLG: 0.435		1-1 F9				1-0 P6		1-1 F8		3	0	0	0	0	0	1											
David Dellucci, L (9, PH) OBP: 0.473, SLG: 0.717										1	0	1	0	0	0	0											
Miguel Batista, R (1, 1)			0-3 K			3-2 G4-3		2-1 F8		2	0	0	0	0	1	0											
Troy Brohawn, L (5, 1)										0	0	0	0	0	0	0											
Danny Bautista, R (6, 8) OBP: 0.269, SLG: 0.373										2	0	0	0	0	0	1											
Geraldo Guzman, R (6, 1)										0	0	0	0	0	0	0											
<b>Inning Stats</b>	R: 1 E: 0 K: 0 S: 6	H: 1 LOB: 0 BB: 0 P: 12	R: 0 E: 0 K: 0 S: 7	H: 1 LOB: 1 BB: 1 P: 12	R: 0 E: 0 K: 1 S: 6	H: 0 LOB: 0 BB: 0 P: 8	R: 0 E: 0 K: 1 S: 12	H: 0 LOB: 2 BB: 2 P: 24	R: 0 E: 0 K: 0 S: 6	H: 0 LOB: 0 BB: 0 P: 13	R: 0 E: 0 K: 2 S: 18	H: 3 LOB: 3 BB: 0 P: 24	R: 0 E: 0 K: 0 S: 8	H: 1 LOB: 1 BB: 0 P: 15	R: 0 E: 0 K: 0 S: 9	H: 0 LOB: 0 BB: 1 P: 17	R: 0 E: 0 K: 0 S: 7	H: 1 LOB: 1 BB: 0 P: 11	1B: 6 2B: 0 3B: 1 HR: 0	SF: 1 SAC: 0 DP: 2 HBP: 0	WP: 1 PB: 0 SB: 0 CS: 0	PA: 36					
<b>PITCHER</b>	IP	WLS	BF	H	R	ER	SO	BB	IBB	HBP	BLK	WP	HR	S	P	ERA	WHIP										
Wascar Serrano, R (1, 1) ERA: 2.84	7.0	W	29	6	1	1	4	3	0	0	0	1	0	63	108	1.29	1.286										
Jimmy Osting, L (8, 1) ERA:	0.0		1	0	0	0	0	1	0	0	0	0	0	2	6	∞	∞										
Tom Davey, R (8, 1) ERA: 3.71	1.0	H	2	0	0	0	0	0	0	0	0	0	0	7	11	0.00	0.000										
Trevor Hoffman, R (9, 1) ERA: 2.21	1.0	S	4	1	0	0	0	0	0	0	0	0	0	7	11	0.00	1.000										

Arizona Diamondbacks @ San Diego Padres  
Qualcomm Stadium, San Diego, CA  
Thu May 24 2001, 5:05 PM EDT  
Att. 19,450 - Cloudy - 71 F

AB	31
R	1
H	7
RBI	1
BB	4
SO	4
LOB	16



Batter	1	2	3	4	5	6	7	8	9
Rickey Henderson, R OBP: 0.419, SLG: 0.491 (1, 7)	3-2 G4-6-3 1B		4-2 BB		3-3 K		1-0 G5-3		
Mark Kotsay, L OBP: 0.364, SLG: 0.436 (1, 8)	1-1 G4-6-3 1-2f		2-2 F7		3-2 P5			0-0 B5-3	
Ryan Klesko, L OBP: 0.432, SLG: 0.613 (1, 3)	4-2 S BB			4-2 S E BB		4-2 E 1B BB		1-3 K	
Phil Nevin, R OBP: 0.393, SLG: 0.609 (1, 5)	1-3 K 1-2			3-3 K 1-3		0-2 E5 1B G6-3 1B		0-1 1B	
Ben Davis, S OBP: 0.424, SLG: 0.438 (1, 2)		1-1 G4-3		1-1 G6-3		0-0 G6-3 1B		1-3 K	
Bubba Trammell, R OBP: 0.370, SLG: 0.517 (1, 9)		2-1 F2		2-2 E8 3-H		1-0 G6-3 1-2f 3-H			
Adam Riggs, R OBP: 0.250, SLG: 0.233 Donaldo Mendez, R OBP: 0.213, SLG: 0.200 (1, 4) (7, 6)		2-2 G5-3		0-0 G5-3		0-1 F8			
Chris Gomez, R OBP: 0.250, SLG: 0.200 (1, 6) (7, 4)			3-2 G6-3		1-2 SH3-4 1B		2-2 G4-3		
Wascar Serrano, R OBP: 0.200, SLG: 0.200 Dave Magadan, L OBP: 0.383, SLG: 0.373 Jimmy Osting, R Tom Davey, R Trevor Hoffman, R (1, 1) (7, PH) (8, 1) (8, 1) (9, 1)			0-0 F7		0-0 SH3-4 1-2		1-1 F7		

Inning Stats	R: 0 E: 0 K: 13 S: 13	H: 1 LOB: 1 BB: 1 P: 22	R: 0 E: 0 K: 0 S: 7	H: 0 LOB: 0 BB: 0 P: 12	R: 0 E: 0 K: 0 S: 11	H: 0 LOB: 1 BB: 1 P: 20	R: 1 E: 1 K: 1 S: 13	H: 0 LOB: 1 BB: 1 P: 23	R: 0 E: 0 K: 1 S: 16	H: 1 LOB: 1 BB: 0 P: 23	R: 2 E: 1 K: 0 S: 9	H: 2 LOB: 0 BB: 1 P: 14	R: 0 E: 0 K: 0 S: 6	H: 0 LOB: 0 BB: 0 P: 10	R: 0 E: 0 K: 2 S: 9	H: 1 LOB: 1 BB: 0 P: 11
--------------	--------------------------------	----------------------------------	------------------------------	----------------------------------	-------------------------------	----------------------------------	-------------------------------	----------------------------------	-------------------------------	----------------------------------	------------------------------	----------------------------------	------------------------------	----------------------------------	------------------------------	----------------------------------

PITCHER	IP	WLS	BF	H	R	ER	SO	BB	IBB	HBP	BLK	WP	HR	S	P	ERA	WHIP
Miguel Batista, R ERA: 3.86 (1, 1)	4.2		19	2	1	0	3	3	0	0	0	0	0	55	92	0.00	1.071
Troy Brohawn, L ERA: 5.28 (5, 1)	0.1	L	2	0	1	1	0	1	0	0	0	0	0	7	14	27.00	3.000
Geraldo Guzman, R ERA: (6, 1)	2.0		7	2	1	0	0	0	0	0	0	0	0	13	18	0.00	1.000
Greg Swindell, L ERA: 3.94 (8, 1)	1.0		4	1	0	0	2	0	0	0	0	0	0	9	11	0.00	1.000

**BOTTOM**

AB R H RBI BB SO LOB

3	0	1	0	1	1	1
4	0	0	0	0	0	3
1	2	0	0	3	1	0
4	1	2	0	0	2	2
4	0	1	1	0	1	2
3	0	0	0	0	0	1
3	0	0	0	0	0	1
0	0	0	0	0	0	0
3	0	1	0	0	0	0
1	0	0	0	0	0	0
1	0	0	0	0	0	0
0	0	0	0	0	0	0
0	0	0	0	0	0	0
0	0	0	0	0	0	0

AB 27  
R 3  
H 5  
RBI 1  
BB 4  
SO 5  
LOB 10



WP: 0 PA: 32  
PB: 0  
SB: 3  
CS: 0

livebaseballscorecards.com

**Arizona Diamondbacks @ San Diego Padres**  
Qualcomm Stadium, San Diego, CA  
Thu May 24 2001, 5:05 PM EDT  
Att: 19,450 - Cloudy - 71 F



Batter	1	2	3	4	5	6	7	8	9	AB R H RBI BB SO LOB	TOP	
Tony Womack, L (1, 6) OBP: 0.297, SLG: 0.321	2-2 FC4-2 1B		1-0 FC3-6 E	2-0 L4		3-1 G3-1		0-2 F9		5 1 1 0 0 0 3		
Jay Bell, R (1, 4) OBP: 0.348, SLG: 0.425	1-3 K		0-0 E5	1-0 G6-3			0-2 G5-3	4-2 BB		4 1 0 0 1 1 2		
Luis Gonzalez, L (1, 7) OBP: 0.434, SLG: 0.722	2-2 FC4-2		4-0 HR IBB	0-0 G4-3			0-2 2B 1B	0-3 K		4 2 1 0 0 1 1 3		
Greg Colbrunn, R (1, 5) OBP: 0.327, SLG: 0.440 Craig Counsell, L (9, PR) OBP: 0.330, SLG: 0.321	1-2 G4-3		1-2 E5 HR		1-2 G5-3		0-0 2B 1B	1-0 1B 1B	5 1 2 2 0 0 2 0 0 0 0 0 0 0			
Mark Grace, L (1, 3) OBP: 0.421, SLG: 0.547		0-2 G1-3 1B	0-0 HR		1-1 G1-3		4-1 BB	3-2 G6-4-3 1B	4 1 3 3 1 0 0			
Reggie Sanders, R (1, 9) OBP: 0.325, SLG: 0.590		0-0 F9	2-1 E6 2B		0-2 F8		2-3 K	2-1 F8	5 1 0 0 0 1 6			
David Dellucci, L (1, 8) OBP: 0.450, SLG: 0.686		0-0 G1-3	3-1 G6-3 2B			3-2 G3	2-3 K	2-0 G6-4-3	5 0 1 1 0 1 5			
Damian Miller, R (1, 2) OBP: 0.283, SLG: 0.297		0-0 G6-3	1-1 G6-3			0-2 E6 G4-3 1B		0-1 G3-1 1B	4 0 2 0 0 0 3			
Robert Ellis, R (1, 1) OBP: 0.133, SLG: 0.071 Juan Sosa, R (3, PR) Erik Sabel, R (3, 1) Steve Finley, L (6, PH) Troy Brohawn, L (6, 1) Erubiel Durazo, L (8, PH) Byung-Hyun Kim, R (8, 1) Bret Prinz, R (9, 1)									1 0 1 0 0 0 0 1 0 0 0 0 0 1 2 0 0 0 0 0 0 0 0 1 0 0 0 0 0 0 1 0 0 0 0 0 0 0 0 1 0 0 0 0 0 0 1 0 0 0 0 0 0 0 0 0 0 0 0 0 0 0 0			
<b>Inning Stats</b>	R: 0 H: 1 E: 1 LOB: 1 K: 1 BB: 0 S: 18 P: 24	R: 0 H: 1 E: 0 LOB: 1 K: 0 BB: 0 S: 6 P: 6	R: 6 H: 3 E: 3 LOB: 2 K: 1 BB: 1 S: 19 P: 31	R: 0 H: 0 E: 0 LOB: 0 K: 0 BB: 0 S: 3 P: 6	R: 0 H: 0 E: 0 LOB: 0 K: 0 BB: 0 S: 10 P: 12	R: 0 H: 1 E: 1 LOB: 1 K: 0 BB: 0 S: 12 P: 19	R: 1 H: 2 E: 0 LOB: 2 K: 2 BB: 1 S: 17 P: 25	R: 0 H: 1 E: 0 LOB: 2 K: 1 BB: 1 S: 12 P: 16	R: 0 H: 2 E: 0 LOB: 1 K: 0 BB: 0 S: 9 P: 17	1B: 8 SF: 0 2B: 2 SAC: 0 3B: 0 DP: 1 HR: 1 HBP: 0	WP: 0 PA: 43 PB: 0 SB: 2 CS: 0	
<b>PITCHER</b>	IP WLS BF H R ER SO BB IBB HBP BLK WP HR S P ERA WHIP											
Bobby Jones, R (1, 1) ERA: 2.67	6.1 L 31 8 7 1 2 0 1 0 0 0 0 1 76 106 1.42 1.263											
Jose Nunez, L (7, 1) ERA: 10.8	0.2 3 0 0 0 2 1 0 0 0 0 0 0 9 17 0.00 1.500											
David Lee, R (8, 1) ERA: 1.74	2.0 9 3 0 0 1 1 0 0 0 0 0 0 21 33 0.00 2.000											

Arizona Diamondbacks @ San Diego Padres  
Qualcomm Stadium, San Diego, CA  
Fri May 25 2001, 10:05 PM EDT  
Att. 29,965 - Cloudy - 68 F

livebaseballscorecards.com

AB	40
R	7
H	11
RBI	6
BB	3
SO	5
LOB	28







Batter	1	2	3	4	5	6	7	8	9	AB R H RBI BB SO LOB	TOP											
Tony Womack, L (1, 6) OBP: 0.290, SLG: 0.313	2-2 F8		0-1 G6-3	1-0 F7			1-2 L6			4 0 0 0 0 0 2												
Jay Bell, R (1, 4) OBP: 0.356, SLG: 0.444	1-1 HR		4-2 1B 1B BB			4-2 G3-6-3 BB		3-2 F9		2 2 1 1 2 0 0												
Luis Gonzalez, L (1, 7) OBP: 0.435, SLG: 0.723	0-1 G4-3 2B		0-0 1B 1-3 1B			0-2 G3-6-3 1-2f		1-0 G4-3		4 0 2 0 0 0 1												
Mark Grace, L (1, 3) OBP: 0.418, SLG: 0.539	3-2 G4-3 2-3		2-1 1-2 3-H 1B			2-3 K		1-0 F8		4 0 1 1 0 1 1												
Reggie Sanders, R (1, 9) OBP: 0.323, SLG: 0.601	1-1 P4		0-0 G5-3			2-1 F8		1-0 HR		4 1 1 1 0 0 3												
David Dellucci, L (1, 8) OBP: 0.438, SLG: 0.655		0-1 G4-3		2-1 1B 1B		0-0 F8		1-3 K		4 0 1 0 0 1 0												
Damian Miller, R (1, 2) OBP: 0.283, SLG: 0.287		1-0 F8		0-0 P4		2-2 F8		1-3 K		4 0 0 0 0 1 1												
Craig Counsell, L (1, 5) OBP: 0.327, SLG: 0.318		2-3 K		2-1 G1 1-3 1B			0-0 G3		2-1 F7	4 0 1 0 0 1 0												
Curt Schilling, R (1, 1) OBP: 0.097, SLG: 0.129			1-3 K	2-1 G1 1-2			1-3 K			3 0 0 0 0 2 2												
<b>Inning Stats</b>	R: 1 E: 0 K: 0 S: 18	H: 2 LOB: 1 BB: 0 P: 25	R: 0 E: 0 K: 1 S: 7	H: 0 LOB: 0 BB: 0 P: 10	R: 1 E: 0 K: 1 S: 13	H: 2 LOB: 2 BB: 1 P: 20	R: 0 E: 0 K: 1 S: 8	H: 2 LOB: 2 BB: 0 P: 15	R: 0 E: 0 K: 1 S: 9	H: 0 LOB: 0 BB: 1 P: 15	R: 0 E: 0 K: 1 S: 6	H: 0 LOB: 0 BB: 0 P: 10	R: 0 E: 0 K: 1 S: 10	H: 0 LOB: 0 BB: 0 P: 12	R: 0 E: 0 K: 2 S: 6	H: 0 LOB: 0 BB: 0 P: 11	R: 1 E: 0 K: 2 S: 9	H: 1 LOB: 0 BB: 0 P: 14	1B: 4 2B: 1 3B: 0 HR: 2	SF: 0 SAC: 0 DP: 1 HBP: 0	WP: 0 PB: 0 SB: 0 CS: 0	PA: 35
<b>PITCHER</b> Adam Eaton, R (1, 1) ERA: 5.29	IP: 9.0 WLS: L BF: 35 H: 7 R: 3 ER: 3 SO: 6 BB: 2 IBB: 0 HBP: 0 BLK: 0 WP: 0 HR: 2 S: 86 P: 132 ERA: 3.00 WHIP: 1.000											<b>PITCHER</b>	IP: 9.0 WLS: L BF: 35 H: 7 R: 3 ER: 3 SO: 6 BB: 2 IBB: 0 HBP: 0 BLK: 0 WP: 0 HR: 2 S: 86 P: 132 ERA: 3.00 WHIP: 1.000									

Arizona Diamondbacks @ San Diego Padres  
Qualcomm Stadium, San Diego, CA  
Sat May 26 2001, 10:05 PM EDT  
Att. 49,300 - Cloudy - 66 F

AB	33
R	3
H	7
RBI	3
BB	2
SO	6
LOB	10



Batter	1	2	3	4	5	6	7	8	9	AB R H RBI BB SO LOB
Rickey Henderson, R (1, 7) OBP: 0.406, SLG: 0.466	1-1 G1-3			1-1 F9			2-3 K		3-2 F9	4 0 0 0 0 1 1
Mark Kotsay, L (1, 8) OBP: 0.360, SLG: 0.427	1-2 G1-3			1-3 K			0-3 K		0-0 1B	4 0 1 0 0 2 0
Ryan Klesko, L (1, 3) OBP: 0.422, SLG: 0.596	1-2 G4-3			2-0 F2			1-3 K		0-0 SF8	3 0 0 1 0 1 0
Phil Nevin, R (1, 5) OBP: 0.377, SLG: 0.582			1-3 K		1-2 F7			3-2 F9	1-1 G5-3	4 0 0 0 0 1 1
Ben Davis, S (1, 2) OBP: 0.421, SLG: 0.433			1-2 G6-3		0-3 K			0-0 1B		3 0 1 0 0 1 0
Bubba Trammell, R (1, 9) OBP: 0.366, SLG: 0.503			1-0 G4-3		2-0 F9			4-2 1B		2 0 0 0 1 0 0
Adam Riggs, R (1, 4) OBP: 0.229, SLG: 0.212			2-1 G4-3		1-3 K			1-1 F5		2 0 0 0 0 1 0
Dave Magadan, L (8, PH) OBP: 0.387, SLG: 0.377										1 0 0 0 0 0 2
Chris Gomez, R (1, 6) OBP: 0.260, SLG: 0.215			0-1 G3-1		1-1 F7			3-3 K		2 0 0 0 0 0 0
Mike Darr, L (8, PH) OBP: 0.405, SLG: 0.378										1 0 0 0 0 1 2
Donaldo Mendez, R (9, 6) OBP: 0.211, SLG: 0.198										0 0 0 0 0 0 0
Adam Eaton, R (1, 1) OBP: 0.208, SLG: 0.182			1-3 K		0-0 G6-3				0-0 1B	2 0 0 0 0 1 0
Alex Arias, R (9, PH) OBP: 0.302, SLG: 0.340									SF8 2B	1 1 1 0 0 0 0

Inning Stats	R: 0	H: 0	E: 0	K: 0	S: 9	R: 0	H: 0	E: 0	K: 1	S: 8	R: 0	H: 0	E: 0	K: 1	S: 7	R: 0	H: 0	E: 0	K: 1	S: 6	R: 0	H: 0	E: 0	K: 1	S: 10	R: 0	H: 0	E: 0	K: 3	S: 10	R: 0	H: 1	E: 0	K: 1	S: 12	R: 1	H: 2	E: 0	K: 0	S: 10	1B: 2	2B: 1	3B: 0	HR: 0	SF: 1	SAC: 0	DP: 0	HBP: 0	WP: 0	PB: 0	SB: 0	CS: 0	PA: 31
--------------	------	------	------	------	------	------	------	------	------	------	------	------	------	------	------	------	------	------	------	------	------	------	------	------	-------	------	------	------	------	-------	------	------	------	------	-------	------	------	------	------	-------	-------	-------	-------	-------	-------	--------	-------	--------	-------	-------	-------	-------	--------

PITCHER	IP	WLS	BF	H	R	ER	SO	BB	IBB	HBP	BLK	WP	HR	S	P	ERA	WHIP
Curt Schilling, R (1, 1) ERA: 2.77	9.0	W	31	3	1	1	9	1	0	0	0	0	0	78	114	1.00	0.444

**BOTTOM**

**Arizona Diamondbacks @ San Diego Padres**  
Qualcomm Stadium, San Diego, CA

Sat May 26 2001, 10:05 PM EDT  
Att. 49,300 - Cloudy - 66 F

<b>AB</b>	<b>29</b>
<b>R</b>	<b>1</b>
<b>H</b>	<b>3</b>
<b>RBI</b>	<b>1</b>
<b>BB</b>	<b>1</b>
<b>SO</b>	<b>9</b>
<b>LOB</b>	<b>6</b>





Batter	1	2	3	4	5	6	7	8	9	AB R H RBI BB SO LOB	TOP										
Tony Womack, L (1, 6) OBP: 0.283, SLG: 0.305	1-1 G4-3		2-1 G3			2-3 K		3-1 G3		4 0 0 0 0 1 1											
Steve Finley, L (1, 8) OBP: 0.309, SLG: 0.313	2-3 K			0-2 F7			2-1 G6-3		1-1 HR 1B	4 1 1 0 0 1 0											
Erubiel Durazo, L (1, 3) Bret Prinz, R (9, 1) OBP: 0.364, SLG: 0.735	1-2 G5-3			1-3 K			3-2 L5		2-2 HR 1B	4 1 1 2 0 1 0 0 0 0 0 0 0 0											
Jay Bell, R (1, 4) OBP: 0.354, SLG: 0.440		2-0 G6-3		2-2 G1-3			0-2 HR 1B		2-2 F9	4 1 1 0 0 0 0											
David Dellucci, L (1, 7) OBP: 0.456, SLG: 0.712				0-0 FC3-6 1B		0-1 G3-1		2-2 HR 1B	1-2 HR 1B	4 2 3 2 0 0 0											
Reggie Sanders, R (1, 9) OBP: 0.327, SLG: 0.616			1-1 FC3-6 1-2f		4-2 CS BB		1-0 F9		0-1 HR 1B	3 1 1 2 1 0 1											
Craig Counsell, L (1, 5) OBP: 0.324, SLG: 0.315		2-2 G3-1		1-0 L7				0-1 FC3-6 1B	1-3 K	4 0 1 0 0 1 2											
Rod Barajas, R (1, 2) OBP: 0.231, SLG: 0.400			0-0 F7		1-1 CS 1-2	0-2 G4-3		1-1 FC3-6 1-2f	2-1 F8	4 0 0 0 0 0 1											
Brian Anderson, R (1, 1) Luis Gonzalez, L (8, PH) Byung-Hyun Kim, R (8, 1) Greg Swindell, L (8, 1) Mark Grace, L (9, 3) OBP: 0.071, SLG: 0.071 OBP: 0.433, SLG: 0.719			0-1 F9		1-3 K			0-3 K		2 0 0 0 0 1 0 1 0 0 0 0 1 1 0											
<b>Inning Stats</b>	R: 0 E: 0 K: 1 S: 12	H: 0 LOB: 0 BB: 0 P: 16	R: 0 E: 0 K: 0 S: 7	H: 1 LOB: 1 BB: 0 P: 12	R: 0 E: 0 K: 0 S: 5	H: 0 LOB: 0 BB: 0 P: 7	R: 0 E: 0 K: 1 S: 10	H: 0 LOB: 0 BB: 1 P: 13	R: 0 E: 0 K: 2 S: 10	H: 0 LOB: 0 BB: 0 P: 13	R: 2 E: 0 K: 0 S: 13	H: 2 LOB: 0 BB: 0 P: 21	R: 0 E: 0 K: 1 S: 9	H: 1 LOB: 1 BB: 0 P: 13	R: 4 E: 0 K: 1 S: 21	H: 4 LOB: 0 BB: 0 P: 30	1B: 5 2B: 0 3B: 0 HR: 3	SF: 0 SAC: 0 DP: 0 HBP: 0	WP: 0 PB: 0 SB: 0 CS: 1	PA: 36	
<b>PITCHER</b> Woody Williams, R (1, 1) Trevor Hoffman, R (9, 1) ERA: 4.29 ERA: 3.8	IP: 8.0 WLS: L BF: 7 H: 4 R: 4 ER: 4 SO: 1 BB: 0 IBB: 0 HBP: 0 BLK: 0 WP: 0 HR: 2 S: 21 P: 30 ERA: 36.00 WHIP: 4.000																				

Arizona Diamondbacks @ San Diego Padres  
Qualcomm Stadium, San Diego, CA  
Sun May 27 2001, 5:00 PM EDT  
Att. 34,053 - Cloudy - 69 F

AB	34
R	6
H	8
RBI	6
BB	1
SO	6
LOB	6



Batter	1	2	3	4	5	6	7	8	9	AB	R	H	RBI	BB	SO	LOB
Rickey Henderson, R (1, 7) OBP: 0.405, SLG: 0.454	0-0 G5-3	1-2 E4		4-2 BB			2-3 K	4-2 BB		3	0	0	1	2	1	1
Mark Kotsay, L (1, 8) OBP: 0.354, SLG: 0.414	4-1 BB	1 SAFE 0-0 PO	1-2 G6-3	0-1 G4-3			1-1 G6-3	0-3 K		4	0	0	0	1	1	5
Ryan Klesko, L (1, 3) OBP: 0.422, SLG: 0.594	1-2 F9		1-0 F8		1-0 F9		0-0 WP	4-2 BB		4	0	1	1	1	0	1
Phil Nevin, R (1, 5) OBP: 0.383, SLG: 0.584	4-2 BB		4-2 BB		2-0 2B		3-3 K	1-0 G5-3		3	0	1	0	2	1	4
Bubba Trammell, R (1, 9) OBP: 0.356, SLG: 0.487	1-1 G4-3		2-1 G1-3		1-0 F2		3-2 G6-3		2-1 P4	5	0	0	0	0	0	6
Wiki Gonzalez, R (1, 2) OBP: 0.328, SLG: 0.567		2-2 SH2-4 E 1B		1-0 HR		0-0 F7		2-0 G4-3 BB 2B	2-3 K	4	2	3	1	0	0	1
Adam Eaton, R (8, PR) OBP: 0.208, SLG: 0.182		0-1 E SH2-4 1B		0-0 F8		2-1 L8		2-0 G4-3	2-2 L3	3	0	1	0	0	0	0
Trevor Hoffman, R (9, 1)										0	1	0	0	0	0	0
Mike Darr, L (9, PH) OBP: 0.400, SLG: 0.373										0	0	0	0	0	0	0
Adam Riggs, R (1, 4) OBP: 0.237, SLG: 0.222		0-2 P6		1-1 FC5-4 1B		2-2 F3		4-0 BB BB BB		3	0	1	0	0	0	2
Chris Gomez, R (7, 4) OBP: 0.253, SLG: 0.209										0	0	0	0	1	0	0
Donaldo Mendez, R (1, 6) OBP: 0.214, SLG: 0.202										0	1	0	0	0	0	0
Dave Magadan, L (8, PH) OBP: 0.397, SLG: 0.377										0	0	0	0	1	0	0
Alex Arias, R (8, PR) OBP: 0.302, SLG: 0.340										0	1	0	0	0	0	0
Woody Williams, R (1, 1) OBP: 0.167, SLG: 0.214		0-0 SH2-4		0-0 FC5-4 BB		0-0 F2		4-2 BB BB		2	0	0	0	0	0	1
Ben Davis, S (8, PH) OBP: 0.424, SLG: 0.433				1-2 2-3				1-2 BB		0	0	0	0	1	0	0

Inning Stats	R: 0	H: 0	E: 0	K: 11	S: 11	R: 1	H: 2	E: 1	K: 10	S: 12	R: 0	H: 0	E: 0	K: 10	S: 10	R: 0	H: 1	E: 0	K: 4	S: 4	R: 0	H: 0	E: 0	K: 6	S: 6	R: 0	H: 1	E: 0	K: 2	S: 14	R: 2	H: 1	E: 0	K: 15	S: 15	R: 0	H: 0	E: 0	K: 1	S: 9	1B: 3	2B: 3	3B: 0	HR: 1	SF: 0	SAC: 1	DP: 0	HBP: 0	WP: 1	PB: 0	SB: 0	CS: 0	PA: 44
--------------	------	------	------	-------	-------	------	------	------	-------	-------	------	------	------	-------	-------	------	------	------	------	------	------	------	------	------	------	------	------	------	------	-------	------	------	------	-------	-------	------	------	------	------	------	-------	-------	-------	-------	-------	--------	-------	--------	-------	-------	-------	-------	--------

PITCHER	IP	WLS	BF	H	R	ER	SO	BB	IBB	HBP	BLK	WP	HR	S	P	ERA	WHIP
Brian Anderson, L (1, 1) ERA: 5.73	7.0		32	6	2	1	2	4	0	0	0	1	1	67	111	1.29	1.429
Byung-Hyun Kim, R (8, 1) ERA: 3.77	0.1		5	1	2	2	0	3	0	0	0	0	0	7	23	54.00	12.000
Greg Swindell, L (8, 1) ERA: 3.78	0.2	W	3	0	0	0	1	1	0	0	0	0	0	8	13	0.00	1.500
Bret Prinz, R (9, 1) ERA:	1.0	S	3	0	0	0	1	0	0	0	0	0	0	9	15	0.00	0.000

BOTTOM

Arizona Diamondbacks @ San Diego Padres  
Qualcomm Stadium, San Diego, CA

Sun May 27 2001, 5:00 PM EDT  
Att: 34,053 - Cloudy - 69 F

livebaseballscorecards.com

AB	34
R	4
H	7
RBI	3
BB	8
SO	4
LOB	22





Batter	1	2	3	4	5	6	7	8	9	AB R H RBI BB SO LOB	TOP											
<b>Craig Biggio, R</b> (1, 4) OBP: 0.388, SLG: 0.420	1-1 E6 5 CS		1-2 P4		2-2 P4			1-3 K	2-1 2B	5 0 1 3 0 1 2												
<b>Brad Ausmus, R</b> (1, 2) OBP: 0.253, SLG: 0.278 <b>Orlando Merced, S</b> (8, PH) OBP: 0.317, SLG: 0.486 <b>Tony Eusebio, R</b> (8, 2) OBP: 0.313, SLG: 0.409	1-3 K		1-3 K		0-0 F9			4-2 5 FC3-6 BB	1-3 K	3 0 0 0 0 2 3 0 0 0 0 1 0 0 1 0 0 0 0 1 1												
<b>5 Jeff Bagwell, R</b> (1, 3) OBP: 0.409, SLG: 0.553	3-3 K			3-1 17 CS HBP		2-1 P4		0-0 FC3-6		3 0 0 0 0 1 2												
<b>17 Lance Berkman, S</b> (1, 8) OBP: 0.476, SLG: 0.696		4-1 1B BB		1-2 P3		0-1 F8		2-3 K		3 0 0 0 1 1 2												
<b>Moises Alou, R</b> (1, 9) OBP: 0.416, SLG: 0.586		0-0 F9		2-1 G5-3		2-2 1B			0-1 G6-3	4 0 1 0 0 0 1												
<b>Richard Hidalgo, R</b> (1, 7) OBP: 0.349, SLG: 0.506		1-2 1B			0-0 F8		2-3 K		0-1 BB 1B 2B 1B	4 1 2 0 0 1 1												
<b>Vinny Castilla, R</b> (1, 5) OBP: 0.243, SLG: 0.348		1-3 K			0-1 E 2B			0-0 F9	1-3 K	4 1 1 0 0 2 3												
<b>Julio Lugo, R</b> (1, 6) OBP: 0.311, SLG: 0.438		1-0 F9			4-1 E BB			0-3 K	1-0 BB 2B 1B	3 1 1 0 1 1 2												
<b>Kent Bottenfield, R</b> (1, 1) OBP: 0.167, SLG: 0.167 <b>Jose Vizcaino, S</b> (7, PH) OBP: 0.299, SLG: 0.302 <b>Jay Powell, R</b> (7, 1) <b>44 Roy Oswalt, R</b> (8, 1) <b>Daryle Ward, L</b> (9, PH) OBP: 0.375, SLG: 0.564			0-2 G3-1		0-2 E1			0-0 G6-3	4-0 2B BB	2 0 0 0 0 0 1 1 0 1 0 0 1 0 0												
<b>Inning Stats</b>	R: 0 E: 1 K: 2 S: 9	H: 0 LOB: 1 BB: 0 P: 14	R: 0 E: 0 K: 1 S: 11	H: 1 LOB: 2 BB: 1 P: 18	R: 0 E: 0 K: 1 S: 10	H: 0 LOB: 0 BB: 0 P: 12	R: 0 E: 0 K: 0 S: 8	H: 0 LOB: 0 BB: 0 P: 14	R: 1 E: 1 K: 0 S: 12	H: 1 LOB: 2 BB: 1 P: 18	R: 0 E: 0 K: 1 S: 10	H: 1 LOB: 1 BB: 0 P: 16	R: 0 E: 0 K: 1 S: 5	H: 0 LOB: 0 BB: 0 P: 5	R: 0 E: 0 K: 2 S: 9	H: 0 LOB: 1 BB: 1 P: 16	R: 3 E: 0 K: 2 S: 14	H: 3 LOB: 1 BB: 1 P: 23	1B: 4 2B: 3 3B: 0 HR: 0	SF: 0 SAC: 0 DP: 1 HBP: 1	WP: 0 PB: 0 SB: 0 CS: 2	PA: 38
<b>PITCHER</b>	IP WLS BF H R ER SO BB IBB HBP BLK WP HR S P ERA WHIP																					
<b>Kevin Jarvis, R</b> (1, 1) ERA: 4.61	6.0 W 24 3 1 0 5 2 0 1 0 0 0 0 60 92 0.00 0.833																					
<b>Jay Witasick, R</b> (7, 1) ERA: 1.24	2.0 H 7 0 0 0 3 1 0 0 0 0 0 0 14 21 0.00 0.500																					
<b>David Lee, R</b> (9, 1) ERA: 3.27	0.2 4 2 2 2 1 0 0 0 0 0 0 0 9 11 27.00 3.000																					
<b>Trevor Hoffman, R</b> (9, 1) ERA: 4.15	0.1 S 3 1 1 1 1 1 0 0 0 0 0 0 5 12 27.00 6.000																					

Houston Astros @ San Diego Padres  
Qualcomm Stadium, San Diego, CA  
Tue May 29 2001, 10:05 PM EDT  
Att. 16,560 - Overcast - 68 F

livebaseballscorecards.com

AB 33  
R 4  
H 6  
RBI 3  
BB 4  
SO 10  
LOB 18



Batter	1	2	3	4	5	6	7	8	9	AB	R	H	RBI	BB	SO	LOB
Rickey Henderson, R (1, 7) OBP: 0.395, SLG: 0.439	1-2 G4-3		1-2 F8		1-3 K		2-3 K			4	0	0	0	0	2	1
Mark Kotsay, L (1, 8) OBP: 0.358, SLG: 0.417	3-2 G1-3		2-1 F7			0-1 HR	3-2 G3			4	1	2	0	0	0	0
Ryan Klesko, L (1, 3) OBP: 0.423, SLG: 0.607	1-0 P2			4-2 BB		3-0 HR	3-2 G3			3	1	1	3	1	0	1
Phil Nevin, R (1, 5) OBP: 0.391, SLG: 0.604		2-2 FC6-4 1B		1-3 K		0-0 HR	4-1 BB			3	1	2	1	1	1	1
Mike Darr, L (1, 9) OBP: 0.382, SLG: 0.354		0-1 F5		2-3 K		3-3 K	0-0 G6-3			4	0	0	0	0	2	4
Ben Davis, S (1, 2) OBP: 0.420, SLG: 0.428		3-2 P5		2-3 K		0-3 K		1-1 G6-4-3 1B		4	0	1	0	0	2	2
Cesar Crespo, S (1, 4) OBP: 0.420, SLG: 0.428		4-0 FC6-4 BB			0-0 F8	4-2 BB		1-3 K		2	0	0	0	2	1	1
Donaldo Mendez, R (1, 6) OBP: 0.217, SLG: 0.224		2-2 FC6-4		0-1 SH2-3 3B		1-2 G3		0-2 G6-4-3		3	1	1	0	0	0	3
Jay Witasick, R (7, 1) OBP: 0.391, SLG: 0.370		1-2f 2-3			0-0 SH2-3			1-2f		0	0	0	0	0	0	0
Dave Magadan, L (8, PH) OBP: 0.391, SLG: 0.370			1-3 K							1	0	0	1	0	1	0
David Lee, R (9, 1) OBP: 0.263, SLG: 0.221										1	1	1	0	0	0	0
Trevor Hoffman, R (9, 1) OBP: 0.263, SLG: 0.221																
Kevin Jarvis, L (1, 1) OBP: 0.292, SLG: 0.435																
Chris Gomez, R (7, 6) OBP: 0.263, SLG: 0.221																

Inning Stats	R: 0	H: 0	E: 0	K: 0	S: 8	P: 13	R: 0	H: 1	E: 0	K: 0	S: 11	R: 0	H: 0	E: 0	K: 1	S: 10	R: 0	H: 0	E: 0	K: 3	S: 18	R: 1	H: 1	E: 0	K: 1	S: 7	R: 3	H: 3	E: 0	K: 2	S: 20	R: 1	H: 2	E: 0	K: 1	S: 13	R: 0	H: 1	E: 0	K: 1	S: 8	1B: 5	2B: 0	3B: 1	HR: 2	SF: 0	SAC: 1	DP: 1	HBP: 0	WP: 0	PB: 0	SB: 0	CS: 0	PA: 35
PITCHER	IP	WLS	BF	H	R	ER	SO	BB	IBB	HBP	BLK	WP	HR	S	P	ERA	WHIP																																					
Kent Bottenfield, R (1, 1) ERA: 5.16	6.0	L	26	5	4	4	7	3	0	0	0	0	2	74	115	6.00	1.333																																					
Jay Powell, R (7, 1) ERA: 4.62	1.0		6	2	1	1	1	1	0	0	0	0	0	13	26	9.00	3.000																																					
44 Roy Oswalt, R (8, 1) ERA: 1.93	1.0		3	1	0	0	1	0	0	0	0	0	0	8	10	0.00	1.000																																					

**BOTTOM**

**Houston Astros @ San Diego Padres**  
Qualcomm Stadium, San Diego, CA

Tue May 29 2001, 10:05 PM EDT  
Att. 16,560 - Overcast - 68 F

livebaseballscorecards.com

AB	30
R	5
H	8
RBI	5
BB	4
SO	9
LOB	14





Batter	1	2	3	4	5	6	7	8	9	AB R H RBI BB SO LOB	TOP											
<b>Craig Biggio, R</b> (1, 4) OBP: 0.384, SLG: 0.432	1-0 HR	0-1 SF8	0-1 F8		2-3 K			1-2 G5-3		4 1 1 2 0 1 2												
<b>Brad Ausmus, R</b> (1, 2) OBP: 0.264, SLG: 0.289	3-1 1B	1-2 1B	1-1 F9			1-2 G4-3			0-0 1B	5 2 3 0 0 0 1												
<b>5 Jeff Bagwell, R</b> (1, 3) OBP: 0.409, SLG: 0.549	1-2 1B	1-0 1B	0-0 FC6-4			0-0 G6-3			2-2 1B	5 1 2 1 0 0 2												
<b>17 Lance Berkman, S</b> (1, 7) OBP: 0.474, SLG: 0.686	0-1 P4	1-0 1B			0-0 G4-3			2-2 G6-3	4-0 1B IBB	4 0 1 1 1 0 2												
<b>Moises Alou, R</b> (1, 9) OBP: 0.409, SLG: 0.579	2-3 K	0-0 2B			2-1 L5			1-1 F7	2-3 K	5 0 1 2 0 2 5												
<b>Richard Hidalgo, R</b> (1, 8) <b>Glen Barker, S</b> (9, 8) OBP: 0.345, SLG: 0.497 OBP: 0.222, SLG: 0.133	0-0 F9	3-2 1B			1-0 G6-3			2-2 P4	1-3 K	5 0 1 0 0 1 5 0 0 0 0 0 0 0												
<b>Charlie Hayes, R</b> (1, 5) OBP: 0.219, SLG: 0.111 <b>Nelson Cruz, R</b> (7, 1) <b>Michael Jackson, R</b> (8, 1) <b>Daryle Ward, L</b> (9, PH) OBP: 0.382, SLG: 0.570 <b>Billy Wagner, L</b> (9, 1)										4 1 1 0 0 1 3 0 0 0 0 0 0 0 0 0 0 0 0 0 0 1 0 1 1 0 0 0 0 0 0 0 0 0 0												
<b>Julio Lugo, R</b> (1, 6) OBP: 0.310, SLG: 0.434										4 1 1 0 0 1 3												
<b>Wade Miller, R</b> (1, 1) OBP: 0.240, SLG: 0.217 <b>Vinny Castilla, R</b> (7, 5) OBP: 0.242, SLG: 0.345										3 1 3 0 0 0 0 1 0 0 0 0 0 0												
<b>Inning Stats</b>	R: 1 E: 0 K: 1 S: 16	H: 3 LOB: 2 BB: 0 P: 23	R: 5 E: 0 K: 1 S: 21	H: 8 LOB: 3 BB: 0 P: 28	R: 0 E: 0 K: 0 S: 8	H: 1 LOB: 1 BB: 0 P: 10	R: 0 E: 0 K: 0 S: 4	H: 0 LOB: 0 BB: 0 P: 7	R: 0 E: 0 K: 2 S: 13	H: 1 LOB: 1 BB: 0 P: 18	R: 0 E: 0 K: 0 S: 8	H: 0 LOB: 0 BB: 0 P: 11	R: 0 E: 0 K: 0 S: 7	H: 0 LOB: 0 BB: 0 P: 11	R: 0 E: 0 K: 0 S: 9	H: 0 LOB: 0 BB: 0 P: 11	R: 1 E: 1 K: 2 S: 17	H: 2 LOB: 2 BB: 1 P: 27	1B: 13 2B: 1 3B: 0 HR: 1	SF: 1 SAC: 0 DP: 0 HBP: 0	WP: 0 PB: 0 SB: 0 CS: 0	PA: 43
<b>PITCHER</b>	IP WLS BF H R ER SO BB IBB HBP BLK WP HR S P ERA WHIP																					
<b>Bobby Jones, R</b> (1, 1) ERA: 3.15 <b>Tom Davey, R</b> (8, 1) ERA: 3.32	7.0 L 34 13 6 6 4 0 0 0 0 0 0 1 77 108 7.71 1.857																					

Houston Astros @ San Diego Padres  
Qualcomm Stadium, San Diego, CA  
Wed May 30 2001, 10:05 PM EDT  
Att. 19,098 - Sunny - 70 F

livebaseballscorecards.com

AB	41
R	7
H	15
RBI	7
BB	1
SO	6
LOB	23



BOTTOM

Houston Astros @ San Diego Padres  
Qualcomm Stadium, San Diego, CA  
Wed May 30 2001, 10:05 PM EDT  
Att. 19,098 - Sunny - 70 F

livebaseballscorecards.com

AB 35  
R 4  
H 9  
RBI 4  
BB 4  
SO 5  
LOB 21



WP: 0 PA: 39  
PB: 0  
SB: 0  
CS: 0

AB R H RBI BB SO LOB  
3 1 1 0 1 1 0  
1 0 0 0 0 1 3

5 0 1 0 0 0 5

4 2 2 2 1 0 4

4 1 2 2 0 0 0

4 0 0 0 0 0 2

4 0 0 0 0 1 2

3 0 2 0 1 1 0

2 0 0 0 0 0 1  
1 0 0 0 0 0 3  
0 0 0 0 1 0 0

2 0 0 0 0 0 1  
1 0 0 0 0 1 0  
0 0 0 0 0 0 0  
1 0 1 0 0 0 0  
0 0 0 0 0 0 0

1B: 5 SF: 0  
2B: 2 SAC: 0  
3B: 0 DP: 1  
HR: 2 HBP: 0

Batter	1	2	3	4	5	6	7	8	9
Cesar Crespo, S (1, 4) Mike Colangelo, R (9, PH) OBP: 0.500, SLG: 0.400 OBP: 0.356, SLG: 0.500	3-2 HR 2B		2-3 K		4-1 G4-6-3 BB		0-2 G3-1		1-3 K
Mark Kotsay, L (1, 8) OBP: 0.353, SLG: 0.409	1-1 F7		1-2 G4-3		0-1 G4-6-3 1-2f		2-1 FC6-4 1B		2-1 F5
Ryan Klesko, L (1, 3) OBP: 0.427, SLG: 0.621	1-2 2-H HR		4-2 HR BB			3-2 2B 1B	0-0 FC6-4 1-2f		1-1 P5
Phil Nevin, R (1, 5) OBP: 0.394, SLG: 0.625	3-2 F9		3-2 1-H HR			0-0 FC5 2B		1-0 F9	
Ben Davis, S (1, 2) OBP: 0.410, SLG: 0.415	0-0 G4-3		1-2 F7			0-1 F8		0-1 F7	
Bubba Trammell, R (1, 7) OBP: 0.348, SLG: 0.475		0-0 F8		1-0 G6-3		0-3 K		0-0 G5-3	
Mike Darr, L (1, 9) OBP: 0.398, SLG: 0.366		2-1 FC4-6 1B		1-3 K		4-0 FC5 BB		2-2 1B DI 1B	
Donaldo Mendez, R (1, 6) Dave Magadan, L (6, PH) Chris Gomez, R (7, 6) OBP: 0.214, SLG: 0.220 OBP: 0.385, SLG: 0.364 OBP: 0.273, SLG: 0.221		2-2 FC4-6 1-2f		3-2 G4-3		2-2 FC5 1-2 2-3f		4-1 1B BB	
Bobby Jones, R (1, 1) Rickey Henderson, R (7, PH) Tom Davey, R (8, 1) Wiki Gonzalez, R (9, PH) Woody Williams, R (9, PR) OBP: 0.087, SLG: 0.045 OBP: 0.392, SLG: 0.435 OBP: 0.338, SLG: 0.574 OBP: 0.167, SLG: 0.214		2-2 G4-3			0-2 G6-3		1-3 K	2-0 1B	

Inning Stats	R: 2	H: 2	E: 0	K: 13	LOB: 0	BB: 0	P: 21	R: 0	H: 1	E: 0	K: 13	LOB: 1	BB: 0	P: 19	R: 2	H: 1	E: 0	K: 17	LOB: 0	BB: 1	P: 28	R: 0	H: 0	E: 0	K: 7	LOB: 0	BB: 0	P: 12	R: 0	H: 0	E: 0	K: 6	LOB: 0	BB: 1	P: 10	R: 0	H: 2	E: 0	K: 12	LOB: 3	BB: 1	P: 21	R: 0	H: 1	E: 0	K: 11	LOB: 1	BB: 0	P: 14	R: 0	H: 0	E: 0	K: 4	LOB: 0	BB: 0	P: 5	R: 0	H: 2	E: 0	K: 12	LOB: 3	BB: 1	P: 24	1B: 5	SF: 0	2B: 2	SAC: 0	3B: 0	DP: 1	HR: 2	HBP: 0	WP: 0	PA: 39
--------------	------	------	------	-------	--------	-------	-------	------	------	------	-------	--------	-------	-------	------	------	------	-------	--------	-------	-------	------	------	------	------	--------	-------	-------	------	------	------	------	--------	-------	-------	------	------	------	-------	--------	-------	-------	------	------	------	-------	--------	-------	-------	------	------	------	------	--------	-------	------	------	------	------	-------	--------	-------	-------	-------	-------	-------	--------	-------	-------	-------	--------	-------	--------

PITCHER	IP	WLS	BF	H	R	ER	SO	BB	IBB	HBP	BLK	WP	HR	S	P	ERA	WHIP
Wade Miller, R (1, 1) ERA: 3.4	6.0	W	26	6	4	4	3	3	0	0	0	0	2	68	111	6.00	1.500
Nelson Cruz, R (7, 1) ERA: 3.68	1.0	H	4	1	0	0	1	0	0	0	0	0	0	11	14	0.00	1.000
Michael Jackson, R (8, 1) ERA: 3.04	1.0	H	3	0	0	0	0	0	0	0	0	0	0	4	5	0.00	0.000
Billy Wagner, L (9, 1) ERA: 3.04	1.0	S	6	2	0	0	1	1	0	0	0	0	0	12	24	0.00	3.000



Houston Astros @ San Diego Padres  
Qualcomm Stadium, San Diego, CA  
Thu May 31 2001, 5:05 PM EDT  
Att. 18,021 - Sunny - 73 F

livebaseballscorecards.com

AB	37
R	8
H	13
RBI	7
BB	3
SO	4
LOB	17



Batter	1	2	3	4	5	6	7	8	9	AB	R	H	RBI	BB	SO	LOB
Julio Lugo, R (1, 6) OBP: 0.307, SLG: 0.428	3-3 K	1-0 G4-3			1-3 K		1-2 E5 1B	0-1 F8		5	1	1	0	0	2	1
Jose Vizcaino, S (1, 4) OBP: 0.306, SLG: 0.299	4-2 5 WP 17 2B BB	1-2 G3			0-1 F9		1-0 17 FC5-4 5 1B E 1B		4	2	1	0	1	0	0	0
5 Jeff Bagwell, R (1, 3) OBP: 0.413, SLG: 0.545	2-1 17 2B HBP		1-1 G6-3		0-0 G5-3		0-0 17 FC5-4 1B		3	1	1	0	1	0	0	0
17 Lance Berkman, S (1, 8) OBP: 0.477, SLG: 0.695	0-2 1B 2B		3-2 2B		2-2 2B 1B		2-1 FC5-4 E 1-2f 2-3 3-H		5	2	3	3	0	0	3	3
Moises Alou, R (1, 9) OBP: 0.402, SLG: 0.567	1-0 G3-1 1B 1B		1-0 G5-3		2-1 F8 1B		0-0 F9 1-3 3-H		5	1	1	1	0	1	1	4
Daryle Ward, L (1, 7) OBP: 0.376, SLG: 0.566	1-1 G3-1		1-2 F8		0-1 1-H 2B		1-1 G4-3		4	0	1	1	0	0	3	3
Glen Barker, S (7, 8) OBP: 0.222, SLG: 0.133	2-3								0	0	0	0	0	0	0	0
Vinny Castilla, R (1, 5) OBP: 0.261, SLG: 0.377	1-2 CS 1B			0-1 G4-3 CS 2B		3-1 BB 1B		1-1 2B	4	0	4	1	0	0	0	0
Tony Eusebio, R (1, 2) OBP: 0.308, SLG: 0.383	3-2 CS 1-2	3-2 G1-3		0-1 G4-3 2-3		4-1 BB		0-0 G5-3	3	0	0	0	1	0	2	2
Shane Reynolds, R (1, 1) OBP: 0.056, SLG: 0.222				0-2 P3 3-H		2-3 K		1-2 F7	3	1	1	1	0	1	3	3
Charlie Hayes, R (8, PH) OBP: 0.212, SLG: 0.107									1	0	0	0	0	0	1	1
Jay Powell, R (8, 1)									0	0	0	0	0	0	0	0
Octavio Dotel, R (9, 1) OBP: 0.125, SLG: 0.125									0	0	0	0	0	0	0	0

Inning Stats	R: 4	H: 3	E: 0	K: 1	S: 17	P: 32	R: 1	H: 1	E: 0	K: 0	S: 9	P: 14	R: 0	H: 1	E: 0	K: 0	S: 9	P: 15	R: 0	H: 0	E: 0	K: 1	S: 6	P: 7	R: 1	H: 3	E: 0	K: 1	S: 13	P: 26	R: 2	H: 3	E: 2	K: 0	S: 10	P: 15	R: 0	H: 1	E: 0	K: 0	S: 8	P: 10	R: 0	H: 0	E: 0	K: 1	S: 9	P: 13	1B: 7	2B: 5	3B: 0	HR: 1	SF: 0	SAC: 0	DP: 0	HBP: 1	WP: 1	PA: 42
--------------	------	------	------	------	-------	-------	------	------	------	------	------	-------	------	------	------	------	------	-------	------	------	------	------	------	------	------	------	------	------	-------	-------	------	------	------	------	-------	-------	------	------	------	------	------	-------	------	------	------	------	------	-------	-------	-------	-------	-------	-------	--------	-------	--------	-------	--------

PITCHER	IP	WLS	BF	H	R	ER	SO	BB	IBB	HBP	BLK	WP	HR	S	P	ERA	WHIP
Wascar Serrano, R (1, 1) ERA: 4.32	6.0	L	27	9	6	6	3	2	0	1	0	1	1	61	101	9.00	1.833
Jose Nunez, L (7, 1) ERA: 10.5	2.0		10	4	2	2	0	0	0	0	0	0	0	18	25	9.00	2.000
Rudy Seanez, R (9, 1) ERA:	1.0		4	0	0	0	1	1	0	0	0	0	0	9	13	0.00	1.000

Batter	1	2	3	4	5	6	7	8	9	AB	R	H	RBI	BB	SO	LOB
Rickey Henderson, R (1, 7) OBP: 0.382, SLG: 0.422	3-2 F8		3-3 K		2-1 G5-3		1-1 G6-3			4	0	0	0	0	1	0
Mark Kotsay, L (1, 8) OBP: 0.357, SLG: 0.418	2-2 G6-3 1B		0-0 G4-3			2-2 F9 WP 2B		3-0 G4-3		4	2	2	0	0	0	0
Ryan Klesko, L (1, 3) OBP: 0.429, SLG: 0.617	3-2 G6-3			0-0 1B 1B		1-1 F9		4-1 BB BB		3	0	1	0	1	0	2
Phil Nevin, R (1, 5) OBP: 0.396, SLG: 0.620	0-0 FC6-4 1B			0-1 F2		3-2 G6-3		4-2 BB		3	0	1	1	1	0	1
Mike Darr, L (1, 9) OBP: 0.396, SLG: 0.365	0-1 FC6-4			2-1		3-2 G4-3		3-3 K		3	0	1	0	0	0	1
Jose Nunez, L (7, 1)										0	0	0	0	0	0	0
Dave Magadan, L (8, PH) OBP: 0.379, SLG: 0.357				1-3 1B						1	0	0	0	0	1	2
Rudy Seanez, R (9, 1)										0	0	0	0	0	0	0
Wiki Gonzalez, R (1, 2) OBP: 0.328, SLG: 0.556		1-2 G4-3		0-1 F3			0-1 G4-3		0-1 G3-1	2	0	0	0	0	0	2
Ben Davis, S (6, 2) OBP: 0.406, SLG: 0.410										2	0	0	0	0	0	2
Cesar Crespo, S (1, 4) OBP: 0.333, SLG: 0.222		0-2 E6		0-0 G4-3			0-2 G4-3			4	0	0	0	0	1	2
Chris Gomez, R (1, 6) OBP: 0.272, SLG: 0.236		0-1 G4-6-3				2-2 G4-3		2-2 HR 2B		4	1	1	0	0	1	1
Wascar Serrano, R (1, 1) OBP: 0.143, SLG: 0.143			1-3 K			0-1 G4-3		1-1 HR		2	0	0	0	0	1	0
Bubba Trammell, R (7, 9) OBP: 0.350, SLG: 0.494								2-1 G5-3		2	1	1	2	0	0	0

Inning Stats	R: 1	H: 2	E: 0	K: 0	S: 14	H: 2	LOB: 1	BB: 0	P: 22	R: 0	H: 0	E: 1	K: 0	S: 8	H: 0	LOB: 0	BB: 0	P: 9	R: 0	H: 0	E: 0	K: 2	S: 7	H: 0	LOB: 0	BB: 0	P: 11	R: 0	H: 2	E: 0	K: 0	S: 8	H: 1	LOB: 0	BB: 0	P: 11	R: 1	H: 1	E: 0	K: 0	S: 12	H: 2	LOB: 0	BB: 0	P: 16	R: 0	H: 0	E: 0	K: 1	S: 12	H: 0	LOB: 2	BB: 2	P: 26	R: 0	H: 0	E: 0	K: 2	S: 9	H: 0	LOB: 0	BB: 0	P: 17	1B: 4	SF: 0	2B: 2	SAC: 0	3B: 0	DP: 1	HR: 1	HBP: 0	WP: 1	PA: 36
--------------	------	------	------	------	-------	------	--------	-------	-------	------	------	------	------	------	------	--------	-------	------	------	------	------	------	------	------	--------	-------	-------	------	------	------	------	------	------	--------	-------	-------	------	------	------	------	-------	------	--------	-------	-------	------	------	------	------	-------	------	--------	-------	-------	------	------	------	------	------	------	--------	-------	-------	-------	-------	-------	--------	-------	-------	-------	--------	-------	--------

PITCHER	IP	WLS	BF	H	R	ER	SO	BB	IBB	HBP	BLK	WP	HR	S	P	ERA	WHIP
Shane Reynolds, R (1, 1) ERA: 5.69	7.0	W	28	7	4	4	2	0	0	0	0	1	1	68	100	5.14	1.000
Jay Powell, R (8, 1) ERA: 4.44	1.0		5	0	0	0	1	2	0	0	0	0	0	12	26	0.00	2.000
Octavio Dotel, R (9, 1) ERA: 4.03	1.0		3	0	0	0	2	0	0	0	0	0	0	9	17	0.00	0.000

**BOTTOM**

**Houston Astros @ San Diego Padres**  
Qualcomm Stadium, San Diego, CA

Thu May 31 2001, 5:05 PM EDT  
Att: 18,021 - Sunny - 73 F

livebaseballscorecards.com

AB	34
R	4
H	7
RBI	3
BB	2
SO	5
LOB	13





Batter	1	2	3	4	5	6	7	8	9	AB R H RBI BB SO LOB	TOP									
Rickey Henderson, R OBP: 0.377, SLG: 0.414 (1, 7)	3-1 F8		0-0 P4		2-1 F8		1-2 G3-6-3 1B		2-1 F3	5 0 1 0 0 0 0	<b>San Diego Padres @ Arizona Diamondbacks</b> Bank One Ballpark, Phoenix, AZ Fri Jun 01 2001, 10:05 PM EDT Att. 32,234 - Dome - 72 F <a href="http://livebaseballscorecards.com">livebaseballscorecards.com</a>									
Mark Kotsay, L OBP: 0.360, SLG: 0.417 (1, 8)	0-0 1B 1B		2-2 F7		4-1 1B BB		3-2 G3-6-3 1-2f 3-H			3 0 1 0 1 0 1										
Ryan Klesko, L OBP: 0.430, SLG: 0.620 (1, 3)	2-0 F2		1-2 E1		0-0 1B		0-1 WP 2B			4 0 2 0 0 0 1										
Phil Nevin, R OBP: 0.393, SLG: 0.611 (1, 5)	1-1 1B		0-3 K		2-3 K		2-1 G1-3			4 0 1 0 0 2 4										
Mike Darr, L OBP: 0.380, SLG: 0.348 (1, 9)	2-3 K			0-0 F8	0-3 K			3-3 K		4 0 0 0 0 3 4										
Ben Davis, S OBP: 0.408, SLG: 0.419 (1, 2)		0-1 G5-3 1B		0-2 1B 2B		1-3 K		1-1 F3		4 1 2 0 0 1 0										
Cesar Crespo, S OBP: 0.250, SLG: 0.154 (1, 4)		2-2 F8		1-1 F8		1-3 K2-3		0-1 G6-3		4 0 0 0 0 1 2										
Chris Gomez, R OBP: 0.271, SLG: 0.237 (1, 6)		1-1 G5-3		0-0 1B		1-2 F8		2-1 G3		4 0 1 1 0 0 1										
Woody Williams, R OBP: 0.156, SLG: 0.200 (1, 1)		2-2 F3		3-3 K			1-1 1B G3-6-3 2B		0-0 F7	2 0 0 0 0 1 2										
Dave Magadan, L (7, PH) OBP: 0.388, SLG: 0.386 (7, 1)										1 1 1 0 0 0 0										
David Lee, R (7, 1)										0 0 0 0 0 0 0										
Jay Witasick, R (8, 1)										0 0 0 0 0 0 0										
Alex Arias, R (9, PH) OBP: 0.297, SLG: 0.333 (9, PH)										1 0 0 0 0 0 0										
<b>Inning Stats</b>	R: 0 E: 0 K: 1 S: 10	H: 2 LOB: 2 BB: 0 P: 18	R: 0 E: 0 K: 0 S: 10	H: 1 LOB: 1 BB: 0 P: 15	R: 0 E: 1 K: 1 S: 11	H: 0 LOB: 1 BB: 0 P: 14	R: 1 E: 0 K: 1 S: 10	H: 2 LOB: 1 BB: 0 P: 14	R: 0 E: 0 K: 2 S: 10	H: 0 LOB: 0 BB: 0 P: 13	R: 1 E: 0 K: 0 S: 13	H: 3 LOB: 1 BB: 0 P: 20	R: 0 E: 0 K: 1 S: 11	H: 0 LOB: 0 BB: 0 P: 15	R: 0 E: 0 K: 0 S: 5	H: 0 LOB: 0 BB: 0 P: 9	1B: 6 2B: 3 3B: 0 HR: 0	SF: 0 SAC: 0 DP: 1 HBP: 0	WP: 1 PB: 0 SB: 0 CS: 0	PA: 37
<b>PITCHER</b>	IP WLS BF H R ER SO BB IBB HBP BLK WP HR S P ERA WHIP																			
Curt Schilling, R (1, 1) ERA: 2.76	7.0 W 31 9 2 2 7 1 0 0 0 1 0 77 115 2.57 1.429																			
Greg Swindell, L (8, 1) ERA: 3.32	1.0 H 3 0 0 0 1 0 0 0 0 0 0 11 15 0.00 0.000																			
Byung-Hyun Kim, R (9, 1) ERA: 3.27	1.0 S 3 0 0 0 0 0 0 0 0 0 0 5 9 0.00 0.000																			



Batter	1	2	3	4	5	6	7	8	9
<b>Tony Womack, L</b> OBP: 0.286, SLG: 0.311 (1, 6)	2-2 F5	1-1 F7		0-0 B1-3		1-0 E8 1B		0-2 1B	
<b>Steve Finley, L</b> OBP: 0.312, SLG: 0.303 (1, 8)	1-3 K		0-0 F8	0-0 F9		3-2 G3-1		1-3 K	
<b>Luis Gonzalez, L</b> OBP: 0.427, SLG: 0.707 (1, 7)	2-2 2B 1B		0-0 HR		3-1 F7		3-3 K		
<b>Jay Bell, R</b> OBP: 0.364, SLG: 0.484 (1, 4)	2-1 WP 2B		2-0 HR		1-2 FC4-6 1B		3-2 1B 1B		
<b>Erubiel Durazo, L</b> OBP: 0.371, SLG: 0.672 (1, 3)	2-2 WP HBP		0-2 2B		3-1 FC4-6 1-2f		0-0 F8		
<b>Reggie Sanders, R</b> OBP: 0.313, SLG: 0.568 (1, 9)	2-3 K		2-3 K		1-3 K		1-1 1B		
<b>Craig Counsell, L</b> OBP: 0.309, SLG: 0.287 (1, 5)		2-1 F7	0-0 G6-3		0-1 P4		1-0 F8		
<b>Damian Miller, R</b> OBP: 0.298, SLG: 0.305 (1, 2)		0-2 SH1-4 1B		3-2 B1-3 SH3-4 1B		0-0 G6-3		3-1 P4	
<b>Curt Schilling, R</b> OBP: 0.125, SLG: 0.156 (1, 1)		0-0 SH1-4		0-0 SH3-4		1-0 E 1B		2-1 G4-3	
<b>Greg Swindell, L</b> (8, 1)									
<b>David Dellucci, L</b> OBP: 0.434, SLG: 0.657 (8, PH)									
<b>Byung-Hyun Kim, R</b> (9, 1)									

Inning Stats	R: 2	H: 2	E: 0	K: 2	S: 18	LOB: 1	BB: 0	P: 29	R: 0	H: 1	E: 0	K: 0	S: 8	LOB: 1	BB: 0	P: 11	R: 0	H: 3	E: 0	K: 1	S: 11	LOB: 1	BB: 0	P: 15	R: 0	H: 1	E: 0	K: 0	S: 10	LOB: 1	BB: 0	P: 13	R: 0	H: 2	E: 1	K: 0	S: 9	LOB: 2	BB: 0	P: 14	R: 0	H: 2	E: 0	K: 1	S: 10	LOB: 2	BB: 0	P: 18	R: 0	H: 1	E: 0	K: 1	S: 10	LOB: 1	BB: 0	P: 16
--------------	------	------	------	------	-------	--------	-------	-------	------	------	------	------	------	--------	-------	-------	------	------	------	------	-------	--------	-------	-------	------	------	------	------	-------	--------	-------	-------	------	------	------	------	------	--------	-------	-------	------	------	------	------	-------	--------	-------	-------	------	------	------	------	-------	--------	-------	-------

PITCHER	IP	WLS	BF	H	R	ER	SO	BB	IBB	HBP	BLK	WP	HR	S	P	ERA	WHIP
<b>Woody Williams, R</b> ERA: 4.42 (1, 1)	6.0	L	29	10	4	4	4	0	0	1	0	2	2	67	101	6.00	1.667
<b>David Lee, R</b> ERA: 3.0 (7, 1)	1.0		5	2	0	0	1	0	0	0	0	0	0	10	18	0.00	2.000
<b>Jay Witasick, R</b> ERA: 1.2 (8, 1)	1.0		4	1	0	0	1	0	0	0	0	0	0	10	16	0.00	1.000

**BOTTOM**


**San Diego Padres @ Arizona Diamondbacks**  
Bank One Ballpark, Phoenix, AZ

Fri Jun 01 2001, 10:05 PM EDT  
Att: 32,234 - Dome - 72 F

AB	R	H	RBI	BB	SO	LOB
5	0	2	0	0	0	2
5	0	0	0	0	2	4
4	2	2	1	0	1	0
4	2	4	2	0	0	0
3	0	1	0	0	0	2
4	0	1	0	0	3	3
4	0	0	0	0	0	3
4	0	2	0	0	0	0
1	0	1	0	0	0	0
0	0	0	0	0	0	0
1	0	0	0	0	0	0
0	0	0	0	0	0	0

AB	35
R	4
H	13
RBI	3
BB	0
SO	6
LOB	14

WP: 2 PA: 38  
PB: 0  
SB: 0  
CS: 0





Batter	1	2	3	4	5	6	7	8	9	AB R H RBI BB SO LOB	TOP																									
Rickey Henderson, R OBP: 0.367, SLG: 0.401 (1, 7)	2-0 F7 ①		0-0 F8 ③			3-2 G6-3 ②			0-3 K ①	4 0 0 0 0 1 1	<b>San Diego Padres @ Arizona Diamondbacks</b> Bank One Ballpark, Phoenix, AZ Sat Jun 02 2001, 10:05 PM EDT Att. 34,325 - Dome - 72 F <a href="http://livebaseballscorecards.com">livebaseballscorecards.com</a>																									
Mark Kotsay, L OBP: 0.364, SLG: 0.426 (1, 8)	1-3 K ②			2-0 CS 1B		0-0 F9 ③		0-2 1B 2B	4 1 2 0 0 1 0																											
Ryan Klesko, L OBP: 0.422, SLG: 0.606 (1, 3)	1-2 F8 ③			0-0 P6 ①			1-2 G4-3 ①	1-1 F5 ②	4 0 0 0 0 0 2																											
Phil Nevin, R OBP: 0.390, SLG: 0.601 (1, 5)		0-1 G6-3 ①		3-3 SAFE K 1-2 ②			1-3 K ②	4-2 1B BB	3 0 0 0 1 2 1																											
Bubba Trammell, R OBP: 0.348, SLG: 0.488 (1, 9)		0-1 F7 ②			0-2 G1-3 ①		0-0 G5-3 ③	0-0 FC6 1B 1-3 2-H	4 0 1 1 0 0 0																											
Ben Davis, S OBP: 0.410, SLG: 0.428 (1, 2)		1-3 K ③			1-1 2B			0-0 FC6-4 1B ③	4 0 2 0 0 1 2																											
Alex Arias, R OBP: 0.299, SLG: 0.333 (1, 4)			1-0 1B		0-2 F7 ②			1-1 F3 ①	3 0 1 0 0 0 2																											
Donaldo Mendez, R OBP: 0.210, SLG: 0.216 (1, 6)			0-0 F9 ①		1-0 F7 ③			2-0 FC6-4 1-2f ②	2 0 0 0 0 0 2																											
Mike Darr, L OBP: 0.376, SLG: 0.344 (8, PH)									1 0 0 0 0 0 1																											
Chris Gomez, R OBP: 0.271, SLG: 0.237 (8, 6)									0 0 0 0 0 0 0																											
Adam Eaton, R OBP: 0.192, SLG: 0.167 (1, 1)			1-0 F8 ②			0-0 G6-3 ①		2-2 F9 ③	2 0 0 0 0 0 1																											
Dave Magadan, L OBP: 0.388, SLG: 0.396 (8, PH)									0 0 0 0 0 0 0																											
Mike Colangelo, R OBP: 0.348, SLG: 0.498 (8, PH)									1 0 0 0 0 0 1																											
Jose Nunez, L (8, 1)									0 0 0 0 0 0 0																											
Tom Davey, R (9, 1)									0 0 0 0 0 0 0																											
Trevor Hoffman, R (9, 1)									0 0 0 0 0 0 0																											
<b>Inning Stats</b>	R: 0 E: 0 K: 1 S: 7	H: 0 LOB: 0 BB: 0 P: 11	R: 0 E: 0 K: 1 S: 7	H: 0 LOB: 0 BB: 0 P: 8	R: 0 E: 0 K: 0 S: 4	H: 1 LOB: 1 BB: 0 P: 6	R: 0 E: 0 K: 1 S: 6	H: 1 LOB: 0 BB: 0 P: 11	R: 0 E: 0 K: 0 S: 10	H: 1 LOB: 1 BB: 0 P: 12	R: 0 E: 0 K: 0 S: 5	H: 0 LOB: 0 BB: 0 P: 8	R: 0 E: 0 K: 1 S: 11	H: 0 LOB: 0 BB: 0 P: 13	R: 0 E: 0 K: 0 S: 7	H: 1 LOB: 1 BB: 0 P: 12	R: 1 E: 0 K: 1 S: 12	H: 2 LOB: 2 BB: 1 P: 18	1B: 4 2B: 2 3B: 0 HR: 0	SF: 0 SAC: 0 DP: 0 HBP: 0	WP: 0 PB: 0 SB: 0 CS: 1	PA: 33														
<b>PITCHER</b>	IP WLS BF H R ER SO BB IBB HBP BLK WP HR S P ERA WHIP																																			
Brian Anderson, L ERA: 5.01 (1, 1)	6.1		21	3	0	0	3	0	0	0	0	0	0	42	60	0.00	0.474																			
Miguel Batista, R ERA: 3.24 (7, 1)	0.2	H	2	0	0	0	1	0	0	0	0	0	0	8	9	0.00	0.000																			
Byung-Hyun Kim, R ERA: 3.21 (8, 1)	0.2	H	3	1	0	0	0	0	0	0	0	0	0	4	7	0.00	1.500																			
Greg Swindell, L ERA: 3.6 (8, 1)	1.0	H	4	1	1	1	1	0	0	0	0	0	0	11	14	9.00	1.000																			
Bret Prinz, R ERA: 0.61 (9, 1)	0.1	W	3	1	0	0	0	1	0	0	0	0	0	4	9	0.00	6.000																			



Batter	1	2	3	4	5	6	7	8	9	AB	R	H	RBI	BB	SO	LOB
Tony Womack, L OBP: 0.284, SLG: 0.308 (1, 6)	2-1 F8		0-1 B1-3		2-2 F7		1-2 L4		0-1 1B	5	0	1	1	0	0	0
David Dellucci, L OBP: 0.425, SLG: 0.634 (1, 8)	0-1 1B		0-1 G3-1		0-0 G3-1		1-3 K			4	0	1	0	0	1	0
Luis Gonzalez, L OBP: 0.428, SLG: 0.703 (1, 7)	2-2 1B		1-0 BB 1B		3-2 F2			2-2 F9		4	0	2	0	0	0	0
Jay Bell, R OBP: 0.367, SLG: 0.492 (1, 4)	1-1 L5		4-2 1B BB			1-0 1B 3B		3-2 G6-3		3	1	1	0	1	0	2
Erubiel Durazo, L OBP: 0.351, SLG: 0.631 (1, 3)	1-0 P4		2-0 G3			1-0 G4-3		1-3 K		4	0	0	0	0	1	5
Reggie Sanders, R OBP: 0.317, SLG: 0.564 (1, 9)		0-0 G6-3		4-2 G1-3 CS BB		0-1 1B		2-1 G5-3		3	0	1	1	1	0	0
Craig Counsell, L OBP: 0.315, SLG: 0.282 (1, 5)		4-1 BB		2-0 F7		0-2 F7		4-0 BB 1B BB		2	1	0	0	2	0	2
Rod Barajas, R OBP: 0.230, SLG: 0.379 Danny Bautista, R OBP: 0.281, SLG: 0.375 (9, PH)		1-3 K		1-2 G1-3		2-0 F9		0-1 1B BB 1B		3	0	0	0	0	1	3
Brian Anderson, R OBP: 0.093, SLG: 0.063 Miguel Batista, R OBP: 0.310, SLG: 0.301 Steve Finley, L OBP: 0.310, SLG: 0.301 Byung-Hyun Kim, R OBP: 0.281, SLG: 0.375 Greg Swindell, L OBP: 0.281, SLG: 0.375 Bret Prinz, R OBP: 0.281, SLG: 0.375 Mark Grace, L OBP: 0.414, SLG: 0.543 Junior Spivey, R OBP: 0.281, SLG: 0.375 (1, 1) (7, 1) (7, PH) (8, 1) (8, 1) (9, 1) (9, PH) (9, PR)		0-3 K		3-3 K			1-3 K		4-0 1B BB	2	0	0	0	0	2	2

Inning Stats	R: 0	H: 2	E: 0	K: 0	S: 11	R: 0	H: 0	E: 0	K: 2	S: 10	R: 0	H: 1	E: 0	K: 0	S: 8	R: 0	H: 0	E: 0	K: 1	S: 13	R: 0	H: 0	E: 0	K: 0	S: 8	R: 1	H: 2	E: 0	K: 0	S: 8	R: 0	H: 0	E: 0	K: 2	S: 9	R: 0	H: 0	E: 0	K: 1	S: 15	R: 1	H: 2	E: 0	K: 0	S: 6	1B: 6	SF: 0	2B: 0	3B: 1	HR: 0	WP: 0	PB: 0	SB: 0	CS: 1	PA: 37
--------------	------	------	------	------	-------	------	------	------	------	-------	------	------	------	------	------	------	------	------	------	-------	------	------	------	------	------	------	------	------	------	------	------	------	------	------	------	------	------	------	------	-------	------	------	------	------	------	-------	-------	-------	-------	-------	-------	-------	-------	-------	--------

PITCHER	IP	WLS	BF	H	R	ER	SO	BB	IBB	HBP	BLK	WP	HR	S	P	ERA	WHIP
Adam Eaton, R ERA: 4.9 (1, 1)	7.0		29	5	1	1	5	3	0	0	0	0	0	67	107	1.29	1.143
Jose Nunez, L ERA: 9.69 (8, 1)	1.0		3	0	0	0	1	0	0	0	0	0	0	15	21	0.00	0.000
Tom Davey, R ERA: 3.72 (9, 1)	0.1	L	4	1	1	1	0	2	0	0	0	0	0	4	14	27.00	9.000
Trevor Hoffman, R ERA: 4.15 (9, 1)	0.0		1	1	0	0	0	0	0	0	0	0	0	2	2	∞	∞

BOTTOM

San Diego Padres @ Arizona Diamondbacks  
Bank One Ballpark, Phoenix, AZ  
Sat Jun 02 2001, 10:05 PM EDT  
Att: 34,325 - Dome - 72 F

livebaseballscorecards.com

AB	32
R	2
H	7
RBI	2
BB	5
SO	6
LOB	14





Batter	1	2	3	4	5	6	7	8	9	AB R H RBI BB SO LOB	TOP											
Rickey Henderson, R OBP: 0.357, SLG: 0.387 (1, 7)	1-3 K G4-3	1-3 K			3-2 F8		3-2 P4	1-1 F9		5 0 0 0 0 2 4												
Mike Colangelo, R OBP: 0.347, SLG: 0.477 David Lee, R (5, 1) Dave Magadan, L OBP: 0.397, SLG: 0.397 Rudy Seanez, R (7, PH) Tom Davey, R (8, 1) Mark Kotsay, L OBP: 0.361, SLG: 0.423 (9, PH)	0-1 G4-3		1-3 K		2-2 2B 1B		2-2 BB 1B		3-2 F8	3 1 1 0 0 1 1 0 0 0 0 0 0 0 1 0 0 1 0 0 0 0 0 0 0 0 0 0 0 0 0 0 0 0 0 1 0 0 0 0 0 0												
Phil Nevin, R OBP: 0.385, SLG: 0.596 (1, 5)	1-3 K		2-3 K		1-1 1B 2B		0-2 F8		1-3 K	5 0 1 1 0 3 2												
Bubba Trammell, R OBP: 0.347, SLG: 0.485 Mike Darr, L OBP: 0.388, SLG: 0.352 (5, PR) (9, 9)	1-3 K		2-3 K		1-1 1B		4-2 BB		0-1 1B	3 0 1 1 0 2 1 1 0 1 0 1 0 0												
Ben Davis, S OBP: 0.404, SLG: 0.439 (1, 2)		2-0 HR		1-1 G5-3	0-3 K		0-0 G4-3		0-0 P6	5 1 1 1 0 1 5												
Alex Arias, R OBP: 0.310, SLG: 0.333 (1, 3)		2-2 PB 1B		0-3 K	0-0 F7			4-2 FC5 1B BB		3 1 1 0 1 1 2												
Chris Gomez, R OBP: 0.270, SLG: 0.238 (1, 4)		1-3 K		2-1 1B		1-1 G4-3		1-0 F9		4 0 1 0 0 1 2												
Donaldo Mendez, R OBP: 0.211, SLG: 0.217 (1, 6)		1-3 K		2-3 K		2-3 K		1-0 FC5 1B		4 0 1 0 0 3 2												
Kevin Jarvis, L OBP: 0.346, SLG: 0.458 Jose Nunez, L (5, 1) Cesar Crespo, S OBP: 0.222, SLG: 0.133 (5, 8)		2-2 1B			1-0 1B HBP		1-3 K	1-2 FC5		1 1 1 1 0 0 0 0 0 0 0 0 0 0 2 0 0 0 0 1 2												
<b>Inning Stats</b>	R: 0 E: 0 K: 3 S: 11	H: 0 LOB: 1 BB: 0 P: 14	R: 2 E: 0 K: 3 S: 19	H: 3 LOB: 1 BB: 0 P: 28	R: 0 E: 0 K: 3 S: 9	H: 0 LOB: 0 BB: 0 P: 14	R: 0 E: 0 K: 2 S: 10	H: 1 LOB: 1 BB: 0 P: 15	R: 2 E: 0 K: 1 S: 14	H: 3 LOB: 2 BB: 0 P: 22	R: 0 E: 0 K: 2 S: 9	H: 0 LOB: 0 BB: 0 P: 13	R: 0 E: 0 K: 0 S: 14	H: 1 LOB: 2 BB: 1 P: 23	R: 0 E: 0 K: 0 S: 10	H: 1 LOB: 2 BB: 1 P: 18	R: 0 E: 0 K: 1 S: 9	H: 1 LOB: 1 BB: 0 P: 13	1B: 8 2B: 1 3B: 0 HR: 1	SF: 0 SAC: 0 DP: 0 HBP: 1	WP: 1 PB: 1 SB: 0 CS: 0	PA: 41
<b>PITCHER</b>	IP WLS BF H R ER SO BB IBB HBP BLK WP HR S P ERA WHIP											<b>PITCHER</b>	IP WLS BF H R ER SO BB IBB HBP BLK WP HR S P ERA WHIP									
Randy Johnson, L ERA: 2.95 (1, 1)	6.0 W 27 7 4 3 14 0 0 1 0 1 1 72 106 4.50 1.167																					
Troy Brohawn, L ERA: 3.92 (7, 1)	2.0 H 10 2 0 0 0 2 0 0 0 0 0 24 41 0.00 2.000																					
Greg Swindell, L ERA: 3.43 (9, 1)	1.0 4 1 0 0 0 1 0 0 0 0 0 0 9 13 0.00 1.000																					

San Diego Padres @ Arizona Diamondbacks  
Bank One Ballpark, Phoenix, AZ  
Sun Jun 03 2001, 4:35 PM EDT  
Att: 37,500 - Dome - 72 F

AB	38
R	4
H	10
RBI	4
BB	2
SO	15
LOB	21







Batter	1	2	3	4	5	6	7	8	9	AB R H RBI BB SO LOB	TOP																														
Rickey Henderson, R OBP: 0.358, SLG: 0.379 (1, 7)	2-2 G6-3 ①		4-1 BB BB		1-1 G4-3 ①		4-1 BB		2-3 K ③	3 0 0 0 2 1 1	<b>San Diego Padres @ San Francisco Giants</b> PacBell Park, San Francisco, CA Mon Jun 04 2001, 10:15 PM EDT Att. 38,255 - Sunny - 61 F																														
Mark Kotsay, L OBP: 0.353, SLG: 0.412 (1, 8)	1-3 K ②		0-0 F5 ①		0-2 F7 ②		0-0 L8 ③			4 0 0 0 0 1 3																															
Ryan Klesko, L OBP: 0.419, SLG: 0.599 (1, 3)	1-0 1B		1-3 K ②		0-2 E1 WP			3-2 G6-3 ①		4 0 1 0 0 1 2																															
Phil Nevin, R OBP: 0.388, SLG: 0.589 (1, 5)	2-0 F9 ③		4-0 FC1-6 BB 1-2 2-3		3-2 F9 ③			4-2 G4-3 BB		2 0 0 0 2 0 2																															
Ben Davis, S OBP: 0.396, SLG: 0.429 (1, 2)			1-1 FC1-6 ③		0-0 G5-3 ①			0-2 G4-3 ② ③		4 0 0 0 0 0 4																															
Alex Arias, R OBP: 0.307, SLG: 0.317 (1, 4)		3-2 E5		1-0 G5-3 ①		1-1 F8 ②		4-0 WP 1B BB		3 1 0 0 1 0 0																															
Mike Darr, L OBP: 0.393, SLG: 0.358 (1, 9)		0-0 F7 ②		1-0 WP 1B		1-3 K ③		2-2 S 1B 1-H		4 0 2 1 0 1 1																															
Donaldo Mendez, R OBP: 0.206, SLG: 0.212 Chris Gomez, R OBP: 0.270, SLG: 0.238 Dave Magadan, L OBP: 0.391, SLG: 0.390 (1, 6) (7, 6) (9, PH)		2-1 F9 ③		1-1 F9 ②		1-1 G6-3 ①		3-2 F7 ①		3 0 0 0 0 0 2 0 0 0 0 0 0 0 1 0 0 0 0 0 1																															
Bobby Jones, R OBP: 0.115, SLG: 0.120 Cesar Crespo, S OBP: 0.211, SLG: 0.125 (1, 1) (9, PH)			1-1 BB 2B		2-3 K ③		1-0 F8 ②		0-3 K ②	3 0 1 0 0 1 1 1 0 0 0 0 1 1																															
<b>Inning Stats</b>	R: 0 E: 0 K: 1 S: 8	H: 1 LOB: 1 BB: 0 P: 14	R: 0 E: 1 K: 0 S: 7	H: 0 LOB: 1 BB: 0 P: 12	R: 0 E: 0 K: 1 S: 9	H: 1 LOB: 3 BB: 2 P: 20	R: 0 E: 0 K: 1 S: 8	H: 1 LOB: 1 BB: 0 P: 13	R: 0 E: 1 K: 0 S: 11	H: 0 LOB: 1 BB: 0 P: 15		R: 0 E: 0 K: 1 S: 6	H: 0 LOB: 0 BB: 0 P: 8	R: 0 E: 0 K: 0 S: 5	H: 0 LOB: 1 BB: 1 P: 11	R: 0 E: 0 K: 0 S: 10	H: 0 LOB: 0 BB: 1 P: 17	R: 1 E: 0 K: 2 S: 13	H: 1 LOB: 1 BB: 1 P: 24	1B: 3 2B: 1 3B: 0 HR: 0	SF: 0 SAC: 0 DP: 1 HBP: 0	WP: 3 PB: 0 SB: 1 CS: 0	PA: 37																		
<b>PITCHER</b> Shawn Estes, L ERA: 2.45 Robb Nen, R ERA: 4.01 (1, 1) (9, 1)	IP 8.0	WLS W	BF 32	H 3	R 0	ER 0	SO 4	BB 4	IBB 0	HBP 0	BLK 0	WP 2	HR 0	S 64	P 110	ERA 0.00	WHIP 0.875																								
																		IP 1.0	WLS S	BF 5	H 1	R 1	ER 1	SO 2	BB 1	IBB 0	HBP 0	BLK 0	WP 1	HR 0	S 13	P 24	ERA 9.00	WHIP 2.000							

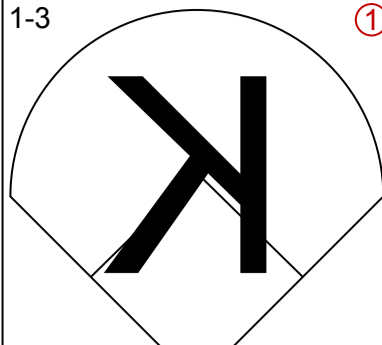
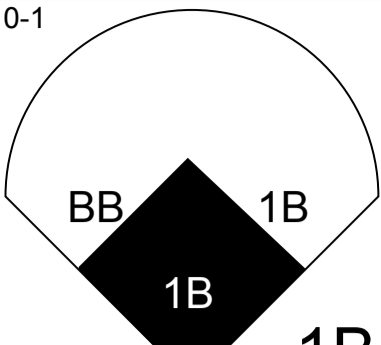
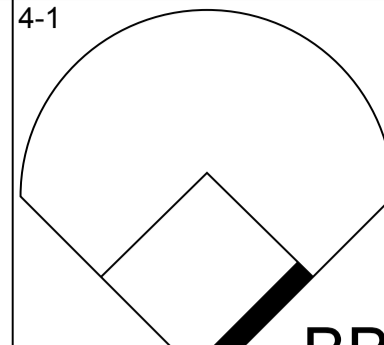
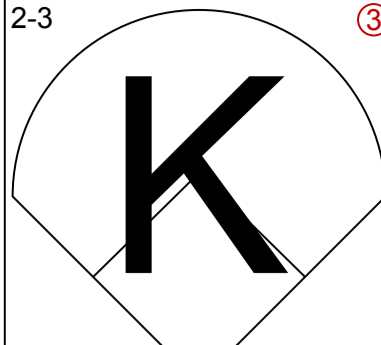
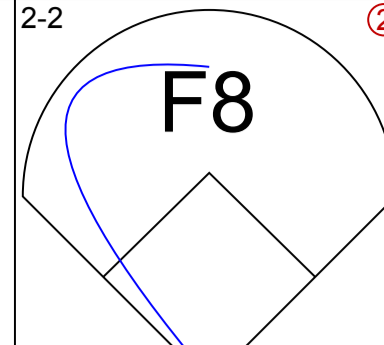
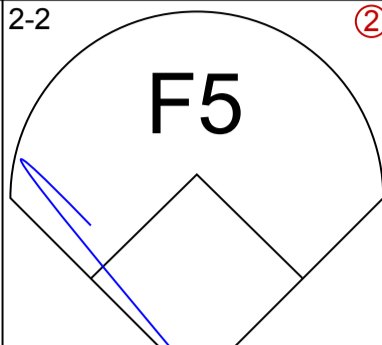
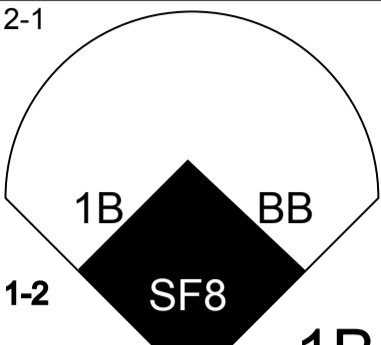
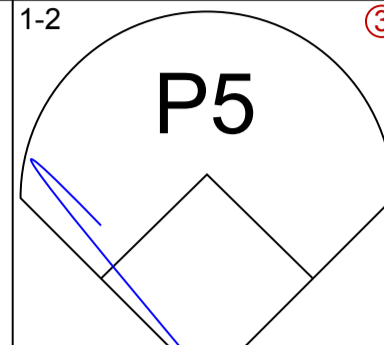
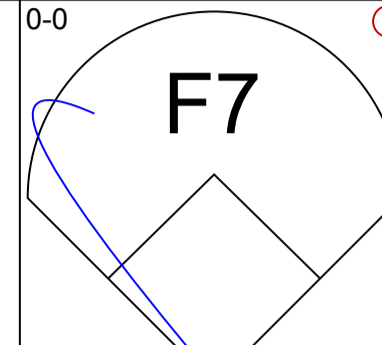
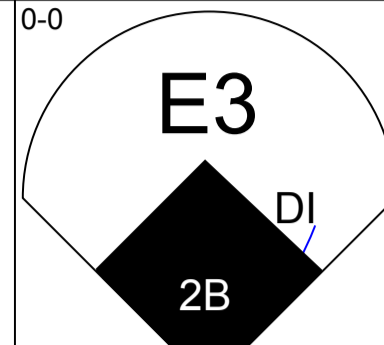
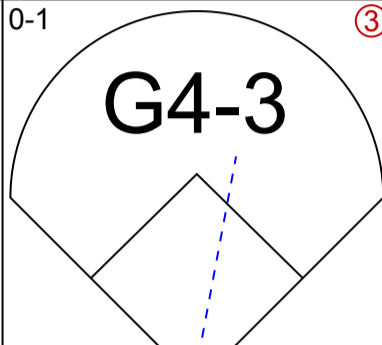
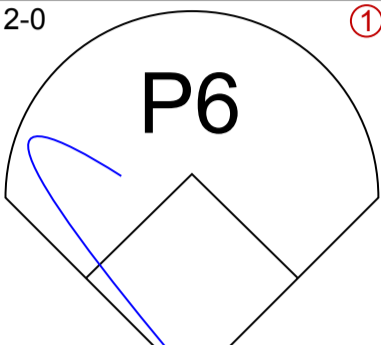
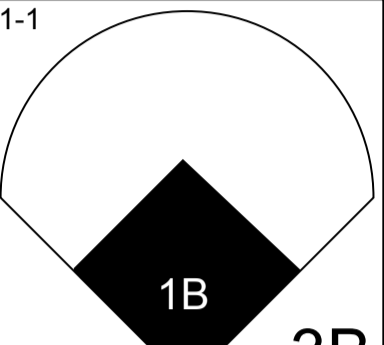
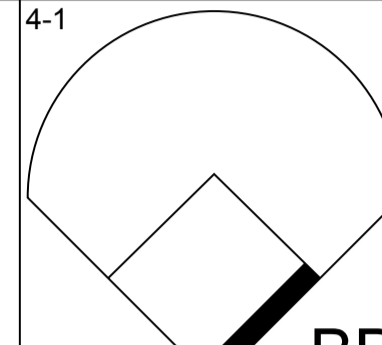
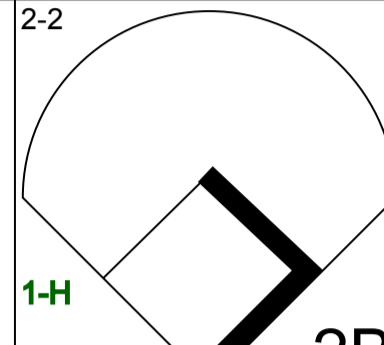
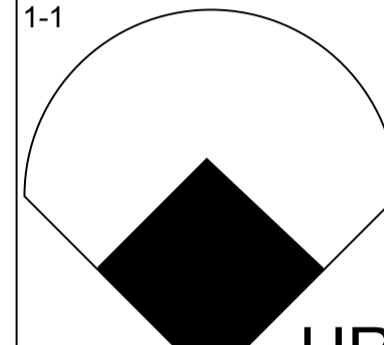
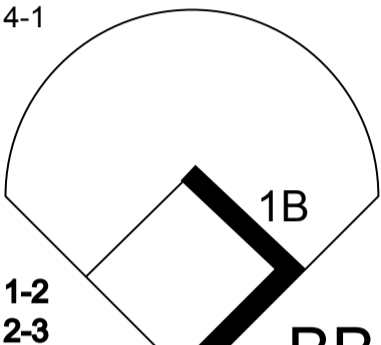
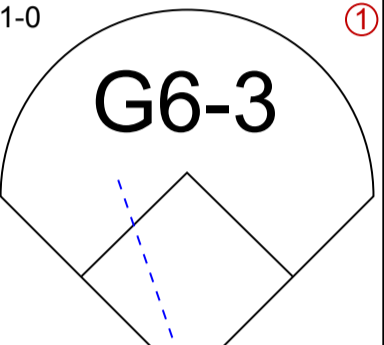
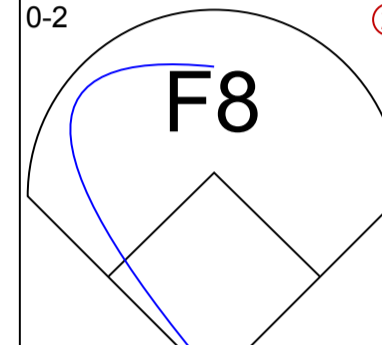
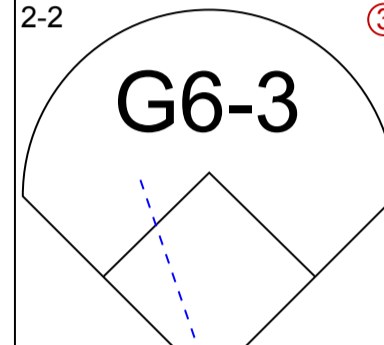
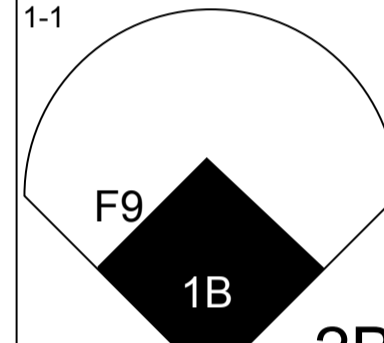
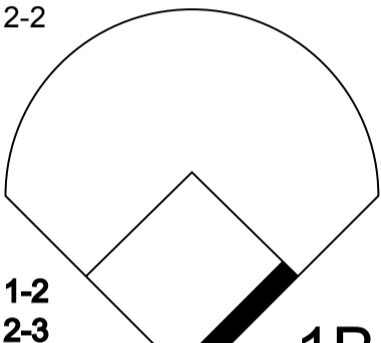
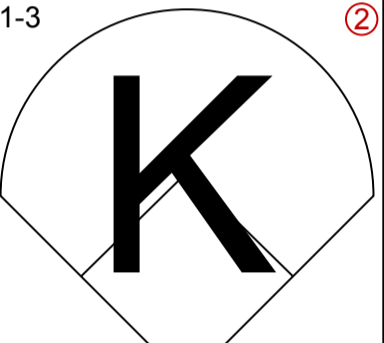
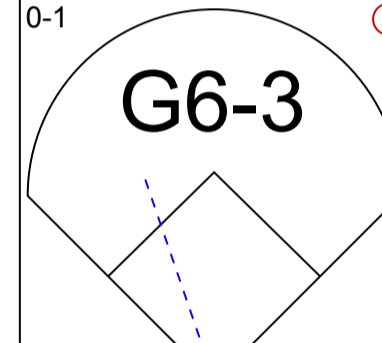
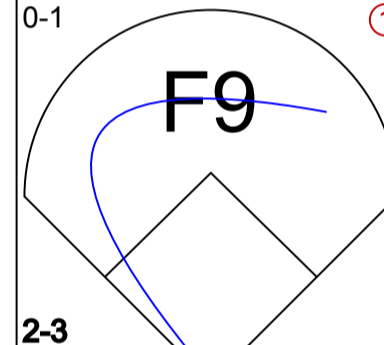
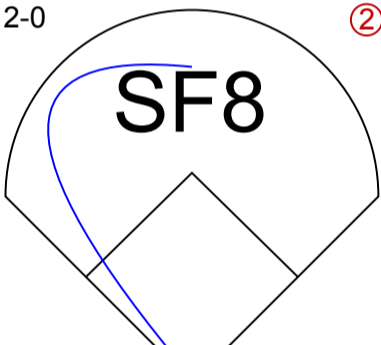
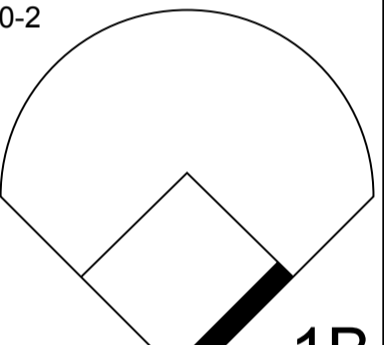
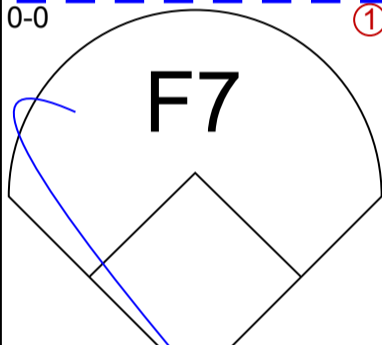
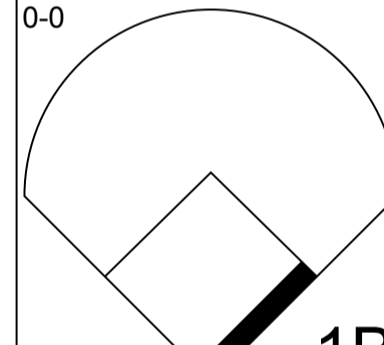
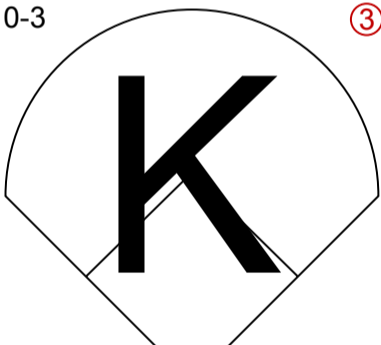
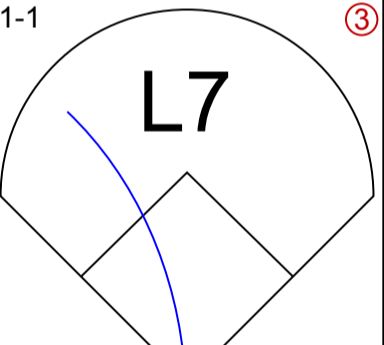
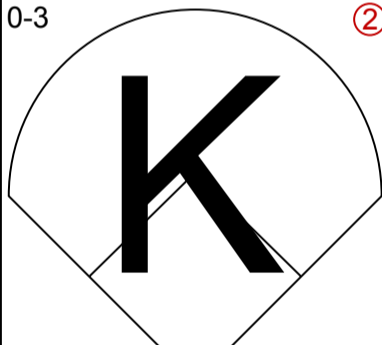
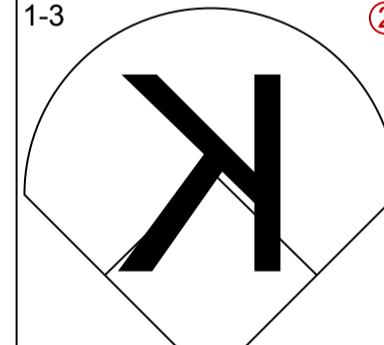
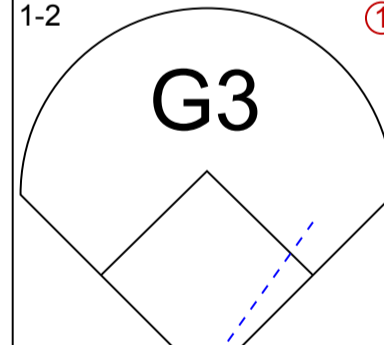
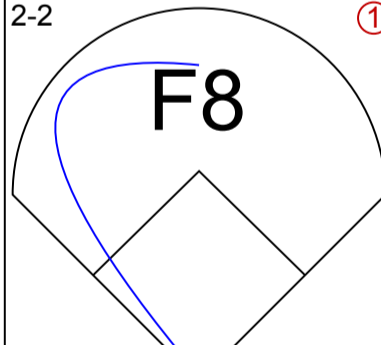
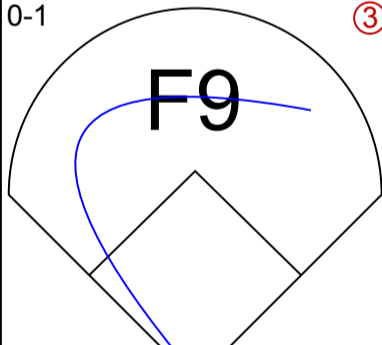
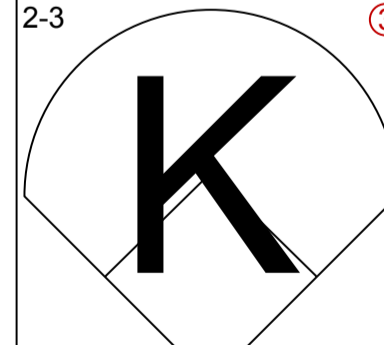
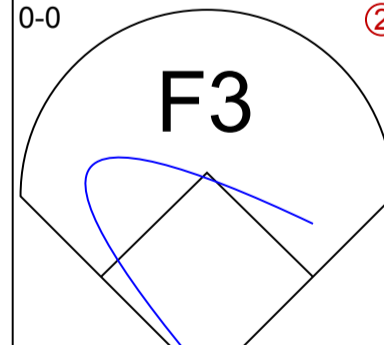
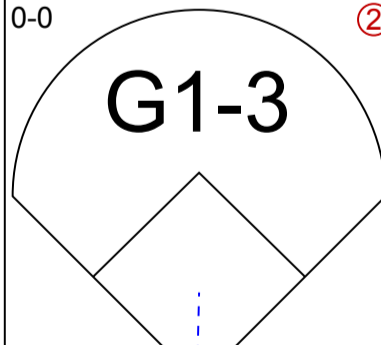
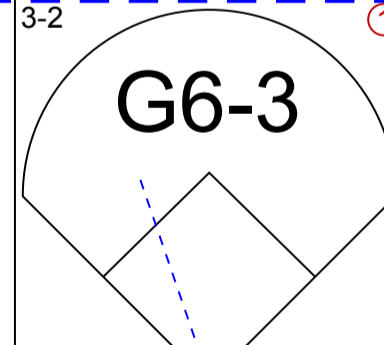
livebaseballscorecards.com

AB	32
R	1
H	4
RBI	1
BB	5
SO	6
LOB	18







Batter	1	2	3	4	5	6	7	8	9	AB R H RBI BB SO LOB	TOP	
Rickey Henderson, R OBP: 0.359, SLG: 0.376 (1, 7)	1-3 		0-1 	4-1 		2-3 			2-2 	4 1 1 0 1 2 0		
Mark Kotsay, L OBP: 0.349, SLG: 0.405 (1, 8)	2-2 		2-1 	1-2 			0-0 		0-0 	5 2 1 0 0 0 1		
Ryan Klesko, L OBP: 0.423, SLG: 0.612 (1, 3)	0-1 		2-0 		1-1 		4-1 		2-2 	4 1 2 1 1 0 2		
Phil Nevin, R OBP: 0.388, SLG: 0.598 (1, 5)		1-1 	4-1 		1-0 		0-2 		2-2 	4 1 1 1 1 0 3		
Mike Darr, L OBP: 0.396, SLG: 0.374 Jay Witasick, R (7, 1)		1-1 	2-2 		1-3 		0-1 			4 1 2 1 0 1 2 0 0 0 0 0 0 0		
Ben Davis, S OBP: 0.393, SLG: 0.427 (1, 2)		0-1 	2-0 		0-2 			0-0 		3 0 1 2 0 0 1		
Cesar Crespo, S OBP: 0.217, SLG: 0.150 (1, 4)		0-0 	0-3 		1-1 			0-3 		4 0 1 1 0 2 3		
Chris Gomez, R OBP: 0.258, SLG: 0.226 (1, 6)	1-3 			1-2 		2-2 		0-1 		4 0 0 0 0 1 1		
Wascar Serrano, R OBP: 0.111, SLG: 0.111 David Lee, R Adam Eaton, R Tom Davey, R Jose Nunez, L Rudy Seanez, R Mike Colangelo, R Dave Magadan, L (1, 1) (4, 1) (6, PH) (6, 1) (6, 1) (6, 1) (7, 9) (9, PH)	2-3 			0-0 		0-0 			3-2 	2 0 0 0 0 0 1 1 0 0 0 0 0 0 0 0 1 0 1 0 0 0 0 0 0 0		
<b>Inning Stats</b>	R: 0 H: 0 E: 0 LOB: 0 K: 1 BB: 0 S: 11 P: 14	R: 2 H: 3 E: 0 LOB: 1 K: 2 BB: 0 S: 13 P: 18	R: 2 H: 3 E: 0 LOB: 2 K: 1 BB: 1 S: 17 P: 29	R: 0 H: 0 E: 0 LOB: 1 K: 0 BB: 1 S: 9 P: 15	R: 1 H: 2 E: 0 LOB: 1 K: 1 BB: 0 S: 12 P: 16	R: 0 H: 0 E: 0 LOB: 0 K: 1 BB: 0 S: 7 P: 11	R: 0 H: 0 E: 0 LOB: 1 K: 0 BB: 1 S: 7 P: 11	R: 0 H: 0 E: 0 LOB: 0 K: 1 BB: 0 S: 6 P: 6	R: 1 H: 1 E: 1 LOB: 1 K: 0 BB: 0 S: 15 P: 24	1B: 5 SF: 1 2B: 2 SAC: 0 3B: 1 DP: 0 HR: 1 HBP: 0	WP: 0 PA: 40 PB: 0 SB: 0 CS: 0	
<b>PITCHER</b> Livan Hernandez, R ERA: 6.78 Felix Rodriguez, R ERA: 1.61 Robb Nen, R ERA: 3.86	IP WLS BF H R ER SO BB IBB HBP BLK WP HR S P ERA WHIP	7.0 W 32 8 5 5 6 3 0 0 0 0 0 1 76 114 6.43 1.571	1.0 H 3 0 0 0 1 0 0 0 0 0 0 0 6 6 0.00 0.000	1.0 S 5 1 1 0 0 0 0 0 0 0 0 0 15 24 0.00 1.000	<b>PITCHER</b> IP WLS BF H R ER SO BB IBB HBP BLK WP HR S P ERA WHIP							

San Diego Padres @ San Francisco Giants  
PacBell Park, San Francisco, CA  
Tue Jun 05 2001, 10:15 PM EDT  
Att. 38,476 - Sunny - 68 F

AB	36
R	6
H	9
RBI	6
BB	3
SO	7
LOB	14



Batter	1	2	3	4	5	6	7	8	9	AB	R	H	RBI	BB	SO	LOB
Calvin Murray, R OBP: 0.400, SLG: 0.524 (1, 8)	2-3 K	1-1 G1-3		3-2 G5-3		1-1 1B 1B	3-3 K			5	1	1	0	0	2	5
Rich Aurilia, R OBP: 0.418, SLG: 0.608 (1, 6)	0-2 G5-3		1-0 F9	0-1 1B 2B		2-1 1B 1B	2-3 K			5	1	2	1	0	1	1
Jeff Kent, R OBP: 0.337, SLG: 0.472 (1, 3)	1-0 G6-3		4-1 HR BB	2-0 BB 1B		3-3 K		1-0 HBP		3	1	1	1	1	1	2
Barry Bonds, L OBP: 0.478, SLG: 0.913 (1, 7)		1-2 BB 1B 1B	1-1 HR	4-0 BB		4-0 1B E BB	1-3 K			3	3	2	2	2	1	1
Benito Santiago, R OBP: 0.374, SLG: 0.439 (1, 2)		2-0 1B BB 1B	3-2 F8	2-3 K		1-1 E 1B	1-3 K			5	0	2	1	0	2	3
Armando Rios, L OBP: 0.303, SLG: 0.464 (1, 9)		2-3 K	3-2 2B		4-1 BB BB	1-1 E6 1B	0-1 P5			4	0	2	1	1	1	3
Russ Davis, R OBP: 0.333, SLG: 0.466 (1, 5)		4-1 FC1-2 1B BB	2-2 F7		1-0 F7	0-0 P4				3	0	0	0	1	0	4
Ramon Martinez, R OBP: 0.324, SLG: 0.333 (1, 4)		1-1 FC1-2 1B		0-1 SH3-4 2B 1B	0-2 F8		4-0 PB BB			3	1	2	1	1	0	1
Livan Hernandez, R OBP: 0.194, SLG: 0.226 (1, 1)		0-1 FC1-2		1-0 SH3-4	0-1 F8		0-0 F3			3	0	0	0	0	0	5
Felix Rodriguez, R (8, 1)										0	0	0	0	0	0	0
Robb Nen, R (9, 1)										0	0	0	0	0	0	0

Inning Stats	R: 0	H: 0	E: 0	K: 1	S: 7	R: 1	H: 3	E: 0	K: 1	S: 14	R: 2	H: 2	E: 0	K: 0	S: 15	R: 2	H: 3	E: 0	K: 1	S: 13	R: 0	H: 0	E: 0	K: 0	S: 7	R: 2	H: 4	E: 1	K: 1	S: 12	R: 0	H: 0	E: 0	K: 2	S: 7	R: 0	H: 0	E: 0	K: 2	S: 8						
	LOB: 0	BB: 10				LOB: 3	BB: 1				LOB: 1	BB: 1				LOB: 2	BB: 1				LOB: 1	BB: 1				LOB: 2	BB: 1			LOB: 1	BB: 1				LOB: 1	BB: 11										

PITCHER															PITCHER																																							
Wascar Serrano, R (1, 1)	IP: 3.2	WLS: 0	BF: 21	H: 8	R: 5	ER: 5	SO: 2	BB: 2	IBB: 0	HBP: 0	BLK: 0	WP: 0	HR: 1	S: 46	P: 80	ERA: 12.27	WHIP: 2.727	Jay Witasick, R (7, 1)	IP: 1.2	WLS: 0	BF: 6	H: 0	R: 0	ER: 0	SO: 4	BB: 0	IBB: 0	HBP: 1	BLK: 0	WP: 0	HR: 0	S: 14	P: 22	ERA: 0.00	WHIP: 0.000																			
David Lee, R (4, 1)	1.1		6	0	0	0	1	2	0	0	0	0	0	10	21	0.00	1.500																																					
Tom Davey, R (6, 1)	0.1	L	3	2	2	2	1	0	0	0	0	0	0	7	13	54.00	6.000																																					
Jose Nunez, L (6, 1)	0.0		1	0	0	0	0	1	0	0	0	0	0	0	4	∞	∞																																					
Rudy Seanez, R (6, 1)	1.0		5	2	0	0	0	1	0	0	0	0	0	6	12	0.00	3.000																																					


**BOTTOM**

**San Diego Padres @ San Francisco Giants**  
PacBell Park, San Francisco, CA

Tue Jun 05 2001, 10:15 PM EDT  
Att: 38,476 - Sunny - 68 F

livebaseballscorecards.com

<b>AB</b>	<b>34</b>
<b>R</b>	<b>7</b>
<b>H</b>	<b>12</b>
<b>RBI</b>	<b>7</b>
<b>BB</b>	<b>6</b>
<b>SO</b>	<b>8</b>
<b>LOB</b>	<b>25</b>



WP: 0	PA: 42
PB: 1	SB: 0
CS: 0	





Batter	1	2	3	4	5	6	7	8	9
Calvin Murray, R OBP: 0.433, SLG: 0.520 (1, 8)	2-1 3B 1B	0-0 FC6-4 1B	3-2 G5-3			0-1 G6-3		4-2 BB	
Russ Davis, R OBP: 0.329, SLG: 0.471 Pedro Feliz, R OBP: 0.227, SLG: 0.268 (1, 5) (9, 5)	1-1 2B 3B	0-1 FC6-4 1B			2-3 K	1-3 K		0-3 K	
Armando Rios, L OBP: 0.312, SLG: 0.468 (1, 7)	1-1 G4-3	3-2 1B			4-2 G5-4-3 BB		0-2 E S 1B		
Jeff Kent, R OBP: 0.340, SLG: 0.475 (1, 3)	0-0 F9-6 2B	1-2 G4-3			4-2 G5-4-3 BB		2-2 F8		
Benito Santiago, R OBP: 0.377, SLG: 0.437 (1, 2)	4-2 BB		1-1 HR 1B		0-1 G5-4-3		0-0 P6		
Rich Aurilia, R OBP: 0.415, SLG: 0.615 (1, 6)	0-2 F9-6 2-3		0-0 1-H HR		2-1 F9		2-1 F8 1-3		
Marvin Benard, L OBP: 0.274, SLG: 0.311 (1, 9)		0-1 1B SF7 2B	0-1 G3-1 2B		0-2 F7		1-0 B1-3		
Ramon Martinez, R OBP: 0.322, SLG: 0.330 (1, 4)		0-1 FC6-4 1B 1B	2-2 L3		0-3 K		2-2 F7		
Kirk Rueter, L OBP: 0.222, SLG: 0.130 Tim Worrell, R (8, 1) Felipe Crespo, S OBP: 0.320, SLG: 0.364 Robb Nen, R (9, 1)		0-0 SF7	0-1 G3-1		0-0 F7		4-2 S BB		

Inning Stats	R: 2 E: 0 K: 10 S: 12	H: 3 LOB: 1 BB: 1 P: 20	R: 2 E: 0 K: 10 S: 17	H: 4 LOB: 2 BB: 0 P: 21	R: 0 E: 0 K: 10 S: 13	H: 0 LOB: 1 BB: 0 P: 19	R: 0 E: 0 K: 1 S: 10	H: 0 LOB: 1 BB: 2 P: 20	R: 0 E: 0 K: 1 S: 8	H: 0 LOB: 0 BB: 0 P: 10	R: 0 E: 0 K: 1 S: 7	H: 0 LOB: 0 BB: 0 P: 8	R: 0 E: 0 K: 0 S: 9	H: 1 LOB: 1 BB: 0 P: 13	R: 0 E: 0 K: 1 S: 12	H: 0 LOB: 2 BB: 2 P: 23
--------------	--------------------------------	----------------------------------	--------------------------------	----------------------------------	--------------------------------	----------------------------------	-------------------------------	----------------------------------	------------------------------	----------------------------------	------------------------------	---------------------------------	------------------------------	----------------------------------	-------------------------------	----------------------------------

PITCHER	IP	WLS	BF	H	R	ER	SO	BB	IBB	HBP	BLK	WP	HR	S	P	ERA	WHIP
Woody Williams, R ERA: 4.66 (1, 1)	7.2	L	37	11	6	6	3	5	0	0	0	0	1	84	130	7.04	2.087
Tom Davey, R ERA: 4.29 (8, 1)	0.1		1	0	0	0	1	0	0	0	0	0	0	4	4	0.00	0.000

AB	R	H	RBI	BB	SO	LOB
4	1	2	0	1	0	1
5	1	1	1	0	3	4
0	0	0	0	0	0	0
3	0	2	1	1	0	1
3	0	1	1	1	0	3
3	1	1	0	1	0	3
4	1	1	2	0	0	3
4	1	2	0	0	0	0
4	1	1	0	0	1	1
2	0	0	1	0	0	1
0	0	0	0	0	0	0
0	0	0	0	1	0	0
0	0	0	0	0	0	0

1B	2B	3B	HR	SF	SAC	DP	HBP	WP	PA
6	4	1	1	1	0	2	0	0	38

ERA	WHIP
7.04	2.087

**San Diego Padres @ San Francisco Giants**  
PacBell Park, San Francisco, CA  
Wed Jun 06 2001, 10:05 PM EDT  
Att. 37,208 - Sunny - 70 F

livebaseballscores.com

AB	32
R	6
H	11
RBI	6
BB	5
SO	4
LOB	17





Batter	1	2	3	4	5	6	7	8	9	AB R H RBI BB SO LOB	TOP										
<b>Cesar Crespo, S</b> OBP: 0.286, SLG: 0.304 (1, 4)	4-1 BB S 1B BB	4-1 FC4-6 BB	0-2 FC4-2 2-3 3-H		0-3 K2-3		1-0 HR			3 2 1 1 2 1 2											
<b>Mark Kotsay, L</b> OBP: 0.350, SLG: 0.398 (1, 8)	4-2 1B BB 1B BB	1-2 FC4-6 BB 1B	2-1 F7			2-2 BB 1B HBP	2-2 G4-3			2 3 0 0 1 0 3 1 0 0 0 0 0 0											
<b>Ryan Klesko, L</b> OBP: 0.428, SLG: 0.614 (1, 3)	4-1 1B BB 1B BB	4-2 BB 1B BB		0-2 L4		4-0 1B 1B SF8 BB	1-3 K			2 3 0 0 3 1 0											
<b>Phil Nevin, R</b> OBP: 0.404, SLG: 0.603 (1, 5)	3-2 1B 1B 1B	4-2 1B BB		3-1 G1-3 1B		0-2 SF8 1B	3-3 K			4 1 3 2 1 1 0											
<b>Mike Darr, L</b> OBP: 0.408, SLG: 0.393 (1, 9)	2-1 G6-4-3 1B 1-3 2-H 3-H	3-2 1B		0-0 G1-3 1B		1-1 CS 1B	2-2 G4-3			5 0 4 4 0 0 0											
<b>Ben Davis, S</b> OBP: 0.385, SLG: 0.424 (1, 2)	1-2 G6-4-3 1B 1-2 3-H	1-3 K		1-0 G1-3		1-2 SF8	0-1 F5			4 0 1 2 0 1 4											
<b>Mike Colangelo, R</b> OBP: 0.345, SLG: 0.472 (1, 7)	0-2 G6-4-3 1-2 2-3		2-2 G3 BB FC4-2 1B	1-3 K		3-2 P4		2-1 P4		5 0 1 0 0 1 6											
<b>Alex Arias, R</b> OBP: 0.321, SLG: 0.380 (1, 6)	0-2 F7		4-0 FC4-2 G3 BB		1-2 F7		2-1 HR	3-2 G6-4-3 1B		4 1 2 1 1 0 1											
<b>Adam Eaton, R</b> OBP: 0.167, SLG: 0.143 (7, PH)		1-2 G5-3	3-2 G3		1-1 G6-3		0-0 F7	1-1 G6-4-3 1-2		3 0 0 0 0 0 2 1 0 1 0 0 0 0 0 1 0 0 0 0 0 0 0											
<b>Dave Magadan, L</b> OBP: 0.375, SLG: 0.371 (7, 1)																					
<b>Brian Lawrence, R</b> (7, 1)																					
<b>Jose Nunez, L</b> (7, 1)																					
<b>Chris Gomez, R</b> OBP: 0.247, SLG: 0.216 (9, PH)																					
<b>Trevor Hoffman, R</b> (9, 1)																					
<b>Inning Stats</b>	R: 4 E: 0 K: 0 S: 20	H: 3 LOB: 1 BB: 3 P: 38	R: 2 E: 0 K: 1 S: 20	H: 1 LOB: 2 BB: 3 P: 38	R: 0 E: 0 K: 0 S: 15	H: 1 LOB: 2 BB: 1 P: 26	R: 0 E: 0 K: 1 S: 13	H: 2 LOB: 2 BB: 0 P: 18	R: 0 E: 0 K: 1 S: 8	H: 0 LOB: 0 BB: 0 P: 10	R: 2 E: 0 K: 0 S: 13	H: 2 LOB: 1 BB: 1 P: 24	R: 2 E: 0 K: 1 S: 10	H: 2 LOB: 0 BB: 0 P: 16	R: 0 E: 0 K: 1 S: 13	H: 0 LOB: 0 BB: 0 P: 18	R: 0 E: 0 K: 0 S: 7	H: 1 LOB: 0 BB: 0 P: 13	1B: 10 2B: 0 3B: 0 HR: 2	SF: 1 SAC: 0 DP: 2 HBP: 1	WP: 0 PA: 45 PB: 0 SB: 1 CS: 1
<b>PITCHER</b>	IP WLS BF H R ER SO BB IBB HBP BLK WP HR S P ERA WHIP																				
<b>Russ Ortiz, R</b> ERA: 4.04 (1, 1)	1.2 L 13 3 6 6 0 6 0 0 0 0 0 0 32 64 32.40 5.400																				
<b>41 Chad Zerbe, L</b> ERA: 3.67 (2, 1)	2.1 12 4 0 0 2 1 0 0 0 0 0 0 36 56 0.00 2.143																				
<b>Ryan Vogelsong, R</b> ERA: 4.5 (5, 1)	4.0 17 4 4 4 3 1 0 1 0 0 2 44 68 9.00 1.250																				
<b>Aaron Fultz, L</b> ERA: 4.35 (9, 1)	1.0 3 1 0 0 0 0 0 0 0 0 0 0 7 13 0.00 1.000																				

**San Diego Padres @ San Francisco Giants**  
PacBell Park, San Francisco, CA

AB	35
R	10
H	12
RBI	10
BB	8
SO	5
LOB	19



Thu Jun 07 2001, 3:35 PM EDT  
Att. 40,898 - Sunny - 67 F

livebaseballscorecards.com

Batter	1	2	3	4	5	6	7	8	9	AB	R	H	RBI	BB	SO	LOB
Calvin Murray, R (1, 8) OBP: 0.382, SLG: 0.448 Shawon Dunston, R (9, PH) OBP: 0.330, SLG: 0.506	2-1 F9		0-1 G5-3		1-1 F7		1-3 K		2-2 F8	4	0	0	0	0	1	0
Rich Aurilia, R (1, 6) OBP: 0.415, SLG: 0.610	1-0 F9		2-1 2B G4-3 1B		1-2 G6-3		1-2 HR 1B		1-3 K	5	2	2	0	0	1	0
Barry Bonds, L (1, 7) OBP: 0.481, SLG: 0.926	4-1 BB BB		3-1 G4-3 1-3 2B		2-1 L3		1-1 1-H HR		0-3 K	4	1	2	2	1	1	0
Jeff Kent, R (1, 4) OBP: 0.346, SLG: 0.480	4-0 1-2 BB		1-2 G4-3 2-3 3-H		0-0 HR 2B		4-0 BB			2	1	1	1	2	0	1
Armando Rios, L (1, 9) OBP: 0.306, SLG: 0.458	3-2 P6		3-3 K		0-0 F8		3-2 G4-3			4	0	0	0	0	1	5
Felipe Crespo, S (1, 3) OBP: 0.345, SLG: 0.615		3-1 HR		1-2 F9		1-2 2-H HR		1-1 G5-3		4	2	2	3	0	0	0
Edwards Guzman, L (1, 5) OBP: 0.205, SLG: 0.385 (9, 2)		0-2 G6-3		1-2 G5-3		1-1 F8		1-0 F5		4	0	0	0	0	0	0
Bobby Estalella, R (1, 2) OBP: 0.284, SLG: 0.374 Aaron Fultz, L (9, 1) OBP: 0.500, SLG: 0.500		3-3 K		4-2 BB		0-3 K		1-1 G6-3		3	0	0	0	1	2	0
Russ Ortiz, R (1, 1) OBP: 0.231, SLG: 0.250 41 Chad Zerbe, L (2, 1) OBP: 0.167, SLG: 0.167 Marvin Benard, L (4, PH) OBP: 0.272, SLG: 0.310 Ryan Vogelsong, R (5, 1) OBP: 0.333, SLG: 0.667 Pedro Feliz, R (9, 5) OBP: 0.237, SLG: 0.319		2-0 L6		2-2 G1		0-2 F7		1-2 HR		0	0	0	0	0	0	0

Inning Stats	R: 0	H: 0	E: 0	K: 9	S: 9	H: 0	LOB: 2	BB: 23	R: 1	H: 1	E: 0	K: 1	S: 12	H: 1	LOB: 0	BB: 0	R: 1	H: 2	E: 0	K: 1	S: 12	H: 0	LOB: 1	BB: 0	R: 0	H: 0	E: 0	K: 0	S: 13	H: 0	LOB: 0	BB: 0	R: 2	H: 2	E: 0	K: 1	S: 10	H: 2	LOB: 1	BB: 1	R: 0	H: 0	E: 0	K: 0	S: 5	H: 0	LOB: 0	BB: 0	R: 1	H: 1	E: 0	K: 2	S: 12	H: 1	LOB: 0	BB: 0	1B: 2	SF: 0	2B: 2	SAC: 0	3B: 0	DP: 0	HR: 4	HBP: 0	WP: 0	PA: 39
--------------	------	------	------	------	------	------	--------	--------	------	------	------	------	-------	------	--------	-------	------	------	------	------	-------	------	--------	-------	------	------	------	------	-------	------	--------	-------	------	------	------	------	-------	------	--------	-------	------	------	------	------	------	------	--------	-------	------	------	------	------	-------	------	--------	-------	-------	-------	-------	--------	-------	-------	-------	--------	-------	--------

PITCHER	IP	WLS	BF	H	R	ER	SO	BB	IBB	HBP	BLK	WP	HR	S	P	ERA	WHIP
Adam Eaton, R (1, 1) ERA: 4.98	6.0		26	5	4	4	3	3	0	0	0	0	2	63	108	6.00	1.333
Brian Lawrence, R (7, 1) ERA: 7.71	0.2		5	2	2	2	1	1	0	0	0	0	1	12	19	27.00	4.500
Jose Nunez, L (7, 1) ERA: 10.2	1.1		4	0	0	0	0	0	0	0	0	0	0	8	14	0.00	0.000
Trevor Hoffman, R (9, 1) ERA: 4.37	1.0		4	1	1	1	2	0	0	0	0	0	1	12	16	9.00	1.000

BOTTOM

San Diego Padres @ San Francisco Giants  
PacBell Park, San Francisco, CA  
Thu Jun 07 2001, 3:35 PM EDT  
Att: 40,898 - Sunny - 67 F

livebaseballscorecards.com

AB	35
R	7
H	8
RBI	7
BB	4
SO	6
LOB	7





Batter	1	2	3	4	5	6	7	8	9	AB R H RBI BB SO LOB	TOP											
<b>Cesar Crespo, S</b> (1, 4) OBP: 0.281, SLG: 0.296	1-0 FC3-6 1B		2-2 G4-3		0-0 G4-3			1-3 K		4 1 1 0 0 1 1												
<b>Mark Kotsay, L</b> (1, 8) OBP: 0.348, SLG: 0.394	0-0 FC3-6 1B		1-3 K			1-2 G4-1		1-1 F7		4 0 1 0 0 1 0												
<b>Ryan Klesko, L</b> (1, 3) OBP: 0.429, SLG: 0.612	0-0 FC3-6 1B		2-2 F9			0-0 P4		0-2 DI 1B		4 0 2 0 0 0 0												
<b>Phil Nevin, R</b> (1, 5) OBP: 0.405, SLG: 0.597	3-2 P5			0-0 F9		4-1 BB		4-1 BB		2 0 0 0 2 0 3												
<b>Mike Darr, L</b> (1, 9) OBP: 0.395, SLG: 0.378	0-0 FC3-6			1-1 G4-3		0-1 F8		1-1 G4-3		4 0 0 1 0 0 5												
<b>Ben Davis, S</b> (1, 2) OBP: 0.383, SLG: 0.417	2-1 G3-1			1-3 K			4-2 G3-1 BB		2-2 G5-3	3 0 0 0 1 1 2												
<b>Dave Magadan, L</b> (1, 10) OBP: 0.360, SLG: 0.354		3-2 P4			1-1 F7		3-1 G3-1		3-3 K	3 0 0 0 0 0 1												
<b>Bubba Trammell, R</b> (9, PH) OBP: 0.346, SLG: 0.482							1-2 G3-1			1 0 0 0 0 1 0												
<b>Santiago Perez, S</b> (1, 7) OBP: 0.338, SLG: 0.231			1-1 G1-3			2-2 1B		2-3 K		4 0 1 0 0 2 1												
<b>Alex Arias, R</b> (1, 6) OBP: 0.310, SLG: 0.365			1-2 P3			2-0 F9		2-1 L5		3 0 0 0 0 0 2												
<b>Inning Stats</b>	R: 1 E: 0 K: 0 S: 9	H: 3 LOB: 2 BB: 0 P: 15	R: 0 E: 0 K: 0 S: 11	H: 0 LOB: 0 BB: 0 P: 16	R: 0 E: 0 K: 1 S: 11	H: 0 LOB: 0 BB: 0 P: 16	R: 0 E: 0 K: 1 S: 6	H: 0 LOB: 0 BB: 0 P: 8	R: 0 E: 0 K: 0 S: 7	H: 1 LOB: 1 BB: 0 P: 12	R: 0 E: 0 K: 0 S: 7	H: 0 LOB: 1 BB: 1 P: 12	R: 0 E: 0 K: 1 S: 11	H: 0 LOB: 1 BB: 1 P: 22	R: 0 E: 0 K: 1 S: 11	H: 1 LOB: 2 BB: 1 P: 18	R: 0 E: 0 K: 2 S: 11	H: 0 LOB: 0 BB: 0 P: 18	1B: 5 2B: 0 3B: 0 HR: 0	SF: 0 SAC: 0 DP: 0 HBP: 0	WP: 0 PB: 0 SB: 0 CS: 0	PA: 35
<b>PITCHER</b>	IP WLS BF H R ER SO BB IBB HBP BLK WP HR S P ERA WHIP																					
<b>Paul Abbott, R</b> (1, 1) ERA: 4.7	7.2 W 31 5 1 1 4 3 0 0 0 0 0 0 71 116 1.17 1.043																					
<b>Arthur Rhodes, L</b> (8, 1) ERA: 1.07	0.2 2 0 0 0 0 0 0 0 0 0 0 0 7 10 0.00 0.000																					
<b>Jeff Nelson, R</b> (9, 1) ERA: 1.0	0.2 2 0 0 0 0 2 0 0 0 0 0 0 6 11 0.00 0.000																					

**San Diego Padres @ Seattle Mariners**  
**Safeco Field, Seattle, WA**  
 Fri Jun 08 2001, 7:05 PM PDT  
 Att. 45,293 - Sunny - 73 F

[livebaseballscorecards.com](http://livebaseballscorecards.com)

**AB 32**  
**R 1**  
**H 5**  
**RBI 1**  
**BB 3**  
**SO 6**  
**LOB 15**



Batter	1	2	3	4	5	6	7	8	9	AB	R	H	RBI	BB	SO	LOB
<b>51 Ichiro Suzuki, L</b> OBP: 0.388, SLG: 0.478 (1, 9)	1-0 HR 1B	1-2 E4 2B 2B		1-2 F9		1-1 F7				4	2	1	0	0	0	2
<b>Mark McLemore, S</b> OBP: 0.396, SLG: 0.472 (1, 7)	1-2 F8	1-0 2B 2B		0-1 F9		2-2 FC4-6 1-2f				4	1	1	1	0	0	2
<b>Edgar Martinez, R</b> OBP: 0.458, SLG: 0.557 (1, 10)	2-2 1-H HR	0-1 2-H 3-H 2B		1-3 K			1-0 FC4-6 1B			4	1	3	4	0	1	0
<b>John Olerud, L</b> OBP: 0.444, SLG: 0.488 (1, 3)	0-2 F7	1-3 K			0-1 HR		2-2 FC4-6 FC5-4 1-2f			4	1	1	1	0	1	2
<b>Bret Boone, R</b> OBP: 0.361, SLG: 0.573 (1, 4)	0-1 HR		3-3 K		0-0 P1		1-0 FC5-4 1-2f			4	1	1	1	0	1	1
<b>Stan Javier, S</b> OBP: 0.344, SLG: 0.294 (1, 8)	0-2 G1-3		2-1 1B 1B		3-2 P6		3-2 F8			4	0	1	0	0	0	1
<b>Charles Gipson, R</b> OBP: 0.250, SLG: 0.222 (8, 8)										0	0	0	0	0	0	0
<b>Carlos Guillen, S</b> OBP: 0.330, SLG: 0.306 (1, 6)		1-2 G4-3	1-2 FC6-4 1B		3-2 F7			1-1 G3		4	0	1	0	0	0	0
<b>David Bell, R</b> OBP: 0.263, SLG: 0.348 (1, 5)		1-3 K	2-2 P6			3-1 F7		3-2 G4-3		4	0	0	0	0	1	2
<b>Dan Wilson, R</b> OBP: 0.324, SLG: 0.368 (1, 2)		2-0 51 E 51 S 2B 1B	0-1 FC6-4			4-2 FC4-6 BB		3-2 G6-3		3	1	1	0	1	0	2

Inning Stats	R: 3	H: 3	LOB: 3	E: 0	K: 0	S: 17	R: 3	H: 3	LOB: 1	E: 1	K: 2	S: 17	R: 0	H: 2	LOB: 2	E: 0	K: 1	S: 17	R: 1	H: 1	LOB: 0	E: 0	K: 0	S: 10	R: 0	H: 0	LOB: 1	E: 0	K: 0	S: 9	R: 0	H: 1	LOB: 1	E: 0	K: 0	S: 8	R: 0	H: 0	LOB: 0	E: 0	K: 0	S: 11	1B: 5	SF: 0	2B: 2	SAC: 0	3B: 0	DP: 0	HR: 3	HBP: 0	WP: 0	PA: 36
--------------	------	------	--------	------	------	-------	------	------	--------	------	------	-------	------	------	--------	------	------	-------	------	------	--------	------	------	-------	------	------	--------	------	------	------	------	------	--------	------	------	------	------	------	--------	------	------	-------	-------	-------	-------	--------	-------	-------	-------	--------	-------	--------


PITCHER	IP	WLS	BF	H	R	ER	SO	BB	IBB	HBP	BLK	WP	HR	S	P	ERA	WHIP
<b>Kevin Jarvis, R</b> ERA: 5.14 (1, 1)	5.0	L	25	9	7	4	4	0	0	0	0	0	3	69	96	7.20	1.800
<b>David Lee, R</b> ERA: 2.3 (6, 1)	1.0		4	0	0	0	0	1	0	0	0	0	0	9	19	0.00	1.000
<b>Brian Lawrence, R</b> ERA: 6.35 (7, 1)	2.0		7	1	0	0	0	0	0	0	0	0	0	19	33	0.00	0.500

**BOTTOM**

**San Diego Padres @ Seattle Mariners**  
Safeco Field, Seattle, WA

Fri Jun 08 2001, 7:05 PM PDT  
Att: 45,293 - Sunny - 73 F

<b>AB</b>	<b>35</b>
<b>R</b>	<b>7</b>
<b>H</b>	<b>10</b>
<b>RBI</b>	<b>7</b>
<b>BB</b>	<b>1</b>
<b>SO</b>	<b>4</b>
<b>LOB</b>	<b>12</b>







Batter	1	2	3	4	5	6	7	8	9	AB R H RBI BB SO LOB
51 Ichiro Suzuki, L (1, 9) OBP: 0.385, SLG: 0.473	2-2 F7 ①		X 0-0 1B		1-1 F7 ①		1-2 G4-3 ①		X 0-0 L8 ③	5 0 1 0 0 0 2
Stan Javier, S (1, 8) OBP: 0.333, SLG: 0.283	2-1 G6-3 ②		B 1-0 G4-3 ③		2-3 K ②		1-1 G6-3 ②			4 0 0 0 0 1 2
Edgar Martinez, R (1, 10) OBP: 0.458, SLG: 0.556	0-0 1B			B 2-1 1B 1B	3-2 L5 ③		2-3 K ③			4 1 2 0 0 1 1
John Olerud, L (1, 3) OBP: 0.444, SLG: 0.488	2-1 G5-3 ③			F 1-2 1B SF8 1B		X 0-0 2B E 1B		B 1-1 G6-3 ①		4 2 2 0 0 0 1
Bret Boone, R (1, 4) OBP: 0.355, SLG: 0.563		B 1-3 K ①		X 0-0 P4 ①		B 1-1 F8 ①		B 3-3 K ②		4 0 0 0 0 2 3
Al Martin, L (1, 7) OBP: 0.287, SLG: 0.238		X 0-0 P6 ②		B 1-0 S 1B		B 3-2 F8 ②		C 0-3 K ③		4 0 1 1 0 1 1
Carlos Guillen, S (1, 6) OBP: 0.329, SLG: 0.312		F 2-2 F7 ③		B 1-1 SF8 ②		F 1-2 E9 2B		C 1-3 K2-3 ①		3 0 1 1 0 1 0
David Bell, R (1, 5) Mark McLemore, S (9, PH) OBP: 0.264, SLG: 0.344 OBP: 0.400, SLG: 0.472		B 2-2 F7 ①		P 4-1 BB		X 0-0 G6-3 ③		B 4-1 DI BB		2 0 0 0 1 0 1 0 0 0 0 1 0 0
Dan Wilson, R (1, 2) Tom Lampkin, L (9, PH) OBP: 0.324, SLG: 0.375 OBP: 0.317, SLG: 0.378		C 2-2 F8 ②		C 0-1 F9 ③		B 3-2 51 G4-3 2B		B 2-1 F8 ②		3 0 1 0 0 0 2 1 0 0 0 0 0 1

Inning Stats	R: 0	H: 1	E: 0	K: 0	S: 9	R: 0	H: 0	E: 0	K: 1	S: 7	R: 0	H: 1	E: 0	K: 0	S: 8	R: 2	H: 3	E: 0	K: 0	S: 13	R: 0	H: 0	E: 0	K: 1	S: 11	R: 1	H: 2	E: 1	K: 0	S: 11	R: 0	H: 1	E: 0	K: 1	S: 13	R: 0	H: 0	E: 0	K: 2	S: 9	R: 0	H: 0	E: 0	K: 1	S: 7	R: 0	H: 0	E: 0	K: 1	S: 7	1B: 6	SF: 1	2B: 2	3B: 0	HR: 0	WP: 0	PB: 0	SB: 1	CS: 0	PA: 37
--------------	------	------	------	------	------	------	------	------	------	------	------	------	------	------	------	------	------	------	------	-------	------	------	------	------	-------	------	------	------	------	-------	------	------	------	------	-------	------	------	------	------	------	------	------	------	------	------	------	------	------	------	------	-------	-------	-------	-------	-------	-------	-------	-------	-------	--------

PITCHER	IP	WLS	BF	H	R	ER	SO	BB	IBB	HBP	BLK	WP	HR	S	P	ERA	WHIP
Bobby Jones, R (1, 1) ERA: 3.16	6.0	W	27	8	3	2	2	1	0	0	0	0	0	63	99	3.00	1.500
Jose Nunez, L (7, 1) ERA: 9.77	0.2	H	2	0	0	0	0	0	0	0	0	0	0	6	8	0.00	0.000
Jay Witasick, R (7, 1) ERA: 1.09	1.1	H	4	0	0	0	3	0	0	0	0	0	0	12	18	0.00	0.000
Trevor Hoffman, R (9, 1) ERA: 4.18	1.0	S	4	0	0	0	1	1	0	0	0	0	0	7	14	0.00	1.000


**BOTTOM**

**San Diego Padres @ Seattle Mariners**  
Safeco Field, Seattle, WA

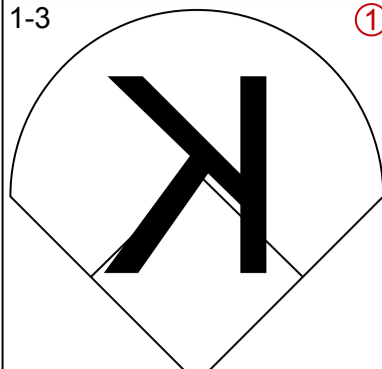
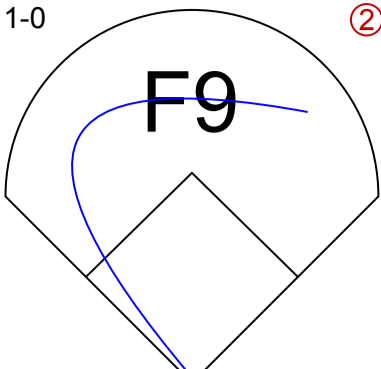
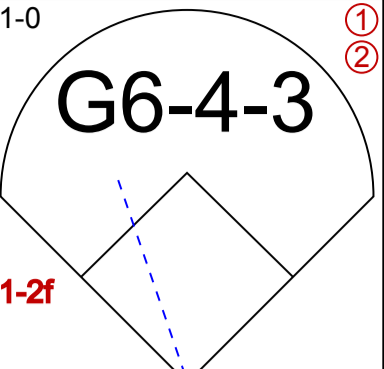
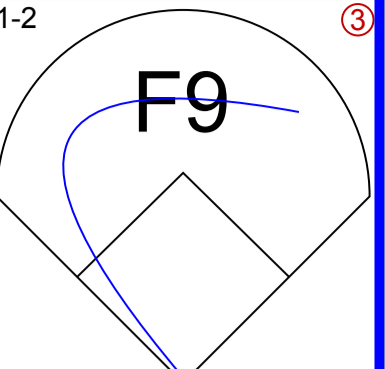
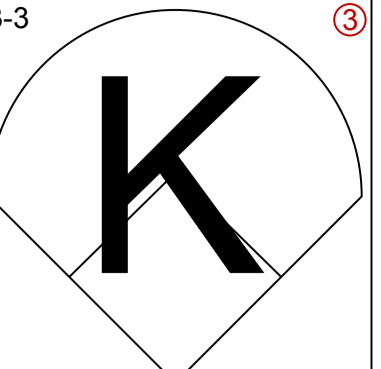
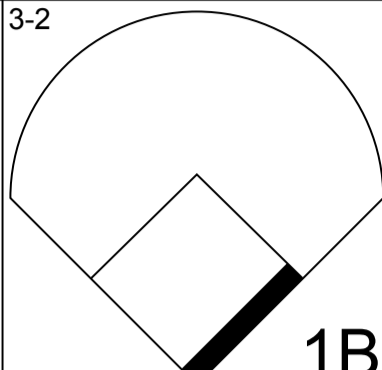
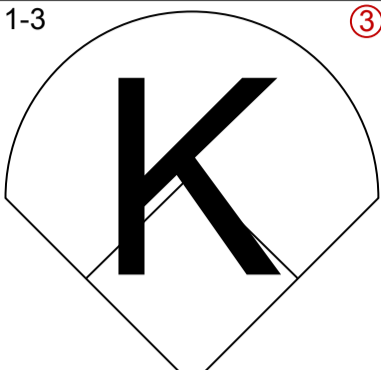
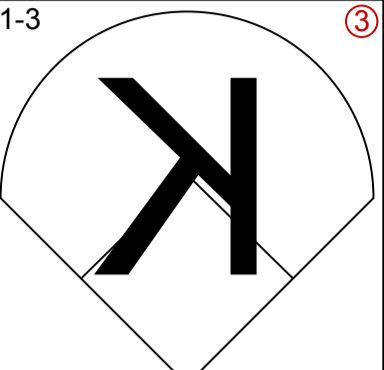
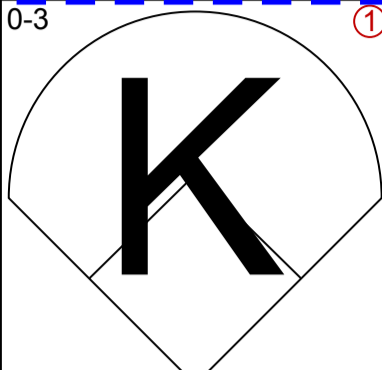
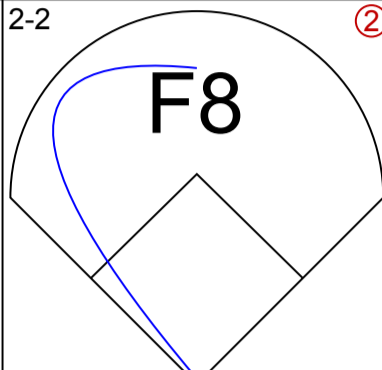
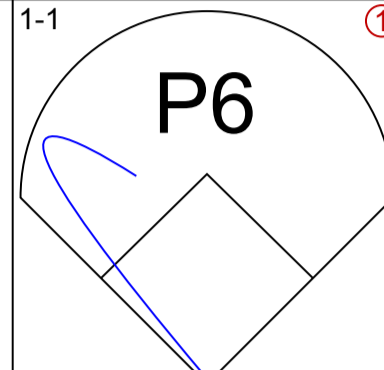
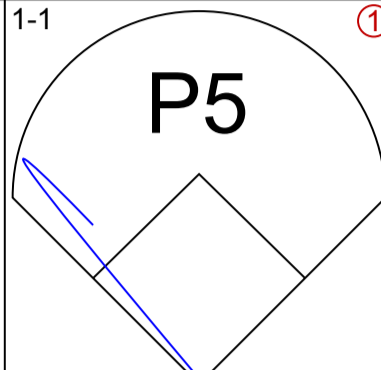
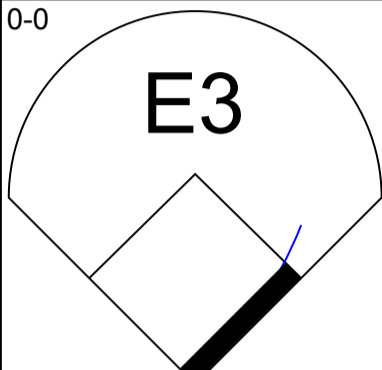
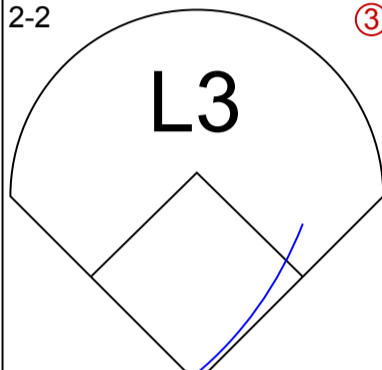
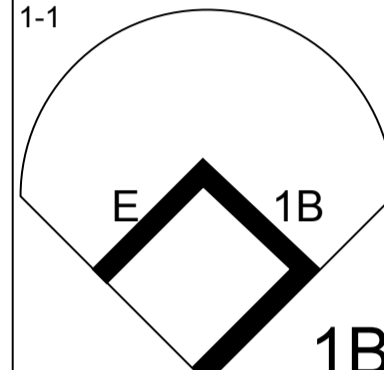
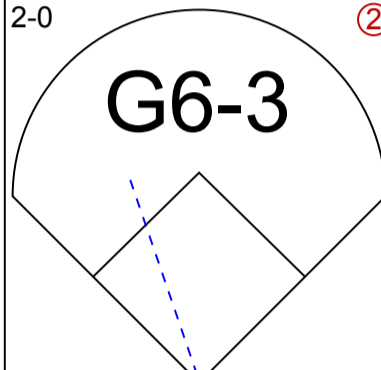
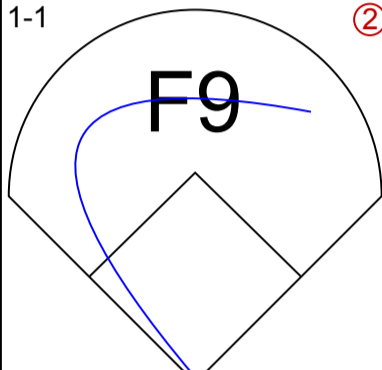
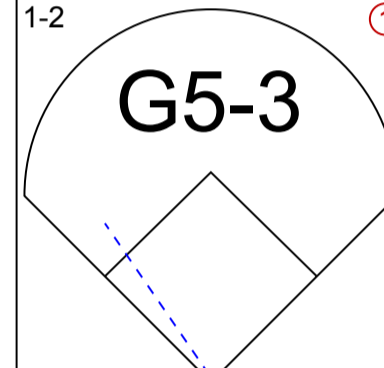
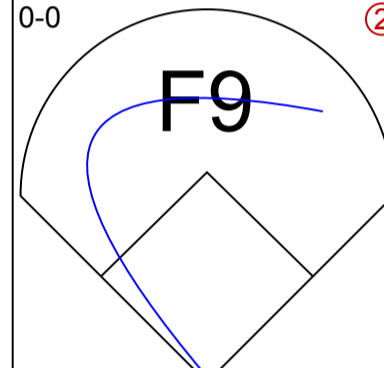
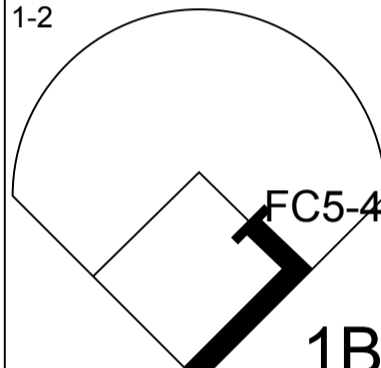
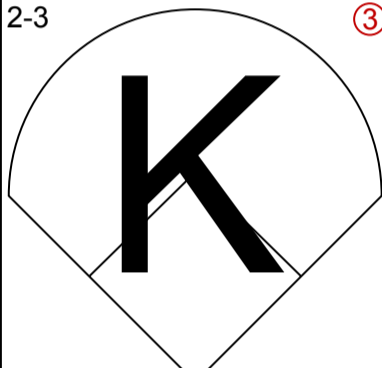
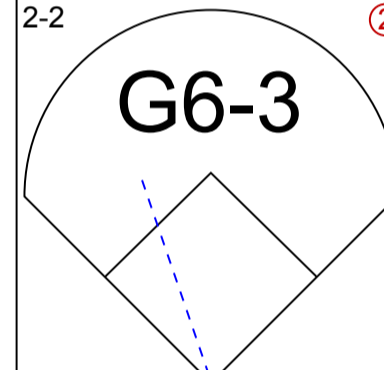
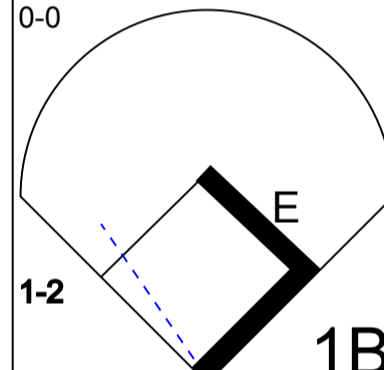
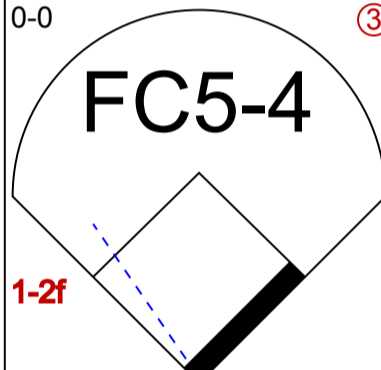
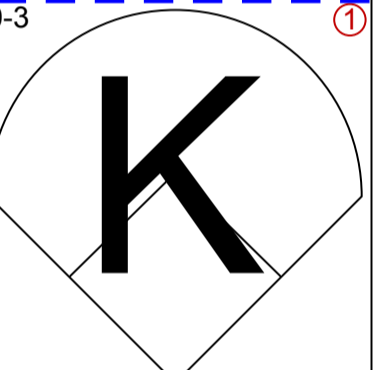
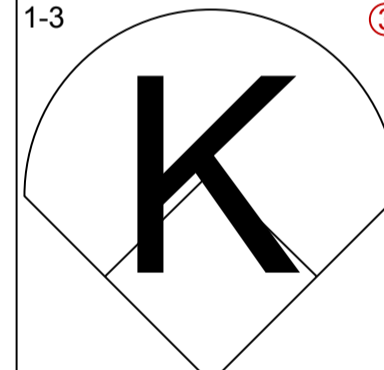
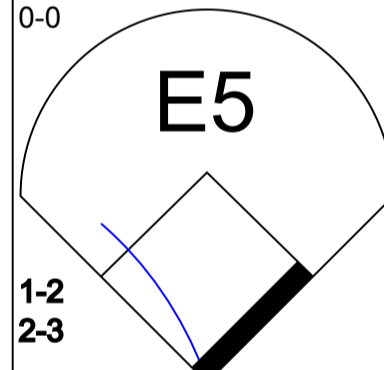
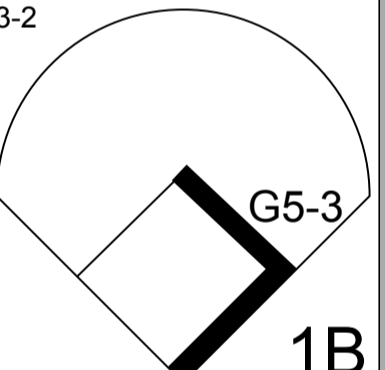
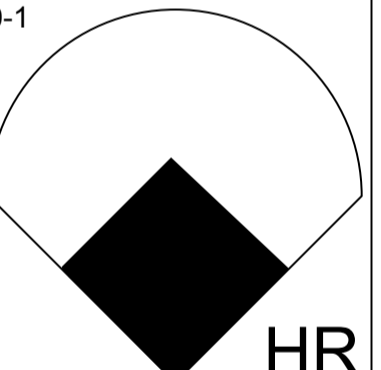
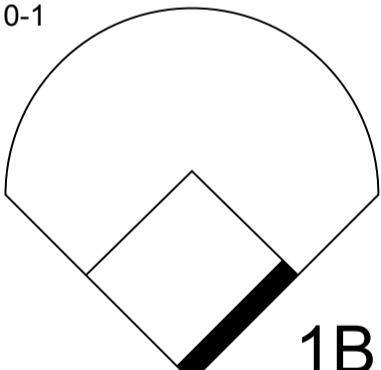
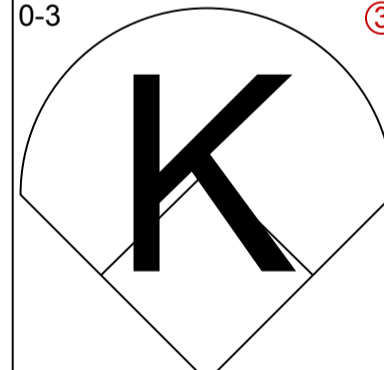
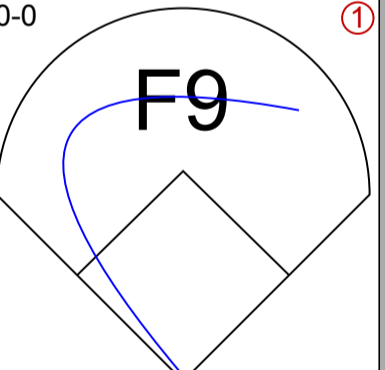
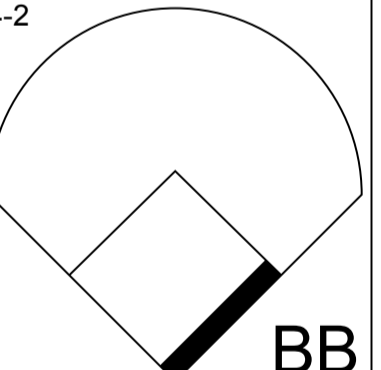
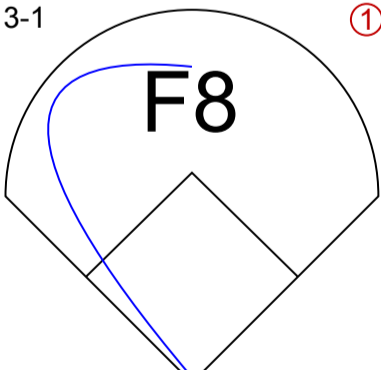
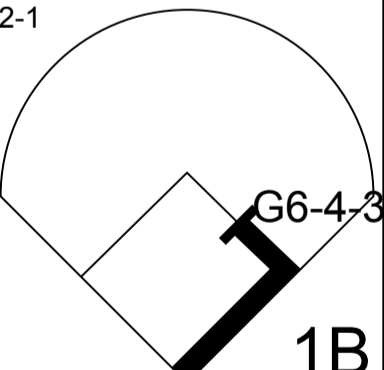
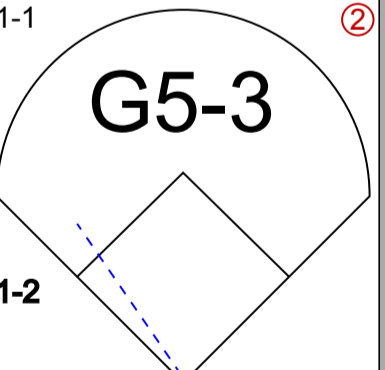
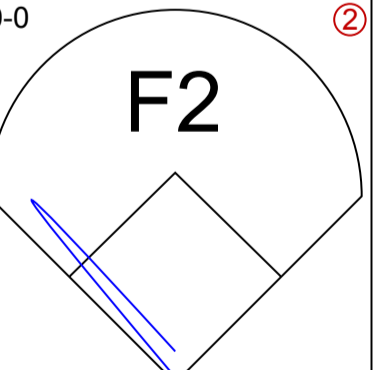
Sat Jun 09 2001, 7:05 PM PDT  
Att: 45,322 - Overcast - 60 F

livebaseballscorecards.com

AB	34
R	3
H	8
RBI	2
BB	2
SO	6
LOB	14





Batter	1	2	3	4	5	6	7	8	9	AB R H RBI BB SO LOB	TOP	
Rickey Henderson, R OBP: 0.351, SLG: 0.360 Santiago Perez, S OBP: 0.333, SLG: 0.227	1-3 		1-0 F9 		1-0 G6-4-3 		1-2 F9 		3-3 K 	4 0 0 0 0 1 3 1 0 0 0 0 1 1		
Mike Colangelo, R OBP: 0.339, SLG: 0.456	3-2  1B		1-3 K 		1-3 K 			0-3 K 		4 0 1 0 0 3 1		
Ryan Klesko, L OBP: 0.418, SLG: 0.595 Cesar Crespo, S OBP: 0.306, SLG: 0.300	2-2 F8 			1-1 P6 		1-1 P5 		0-0 E3 		4 0 0 0 0 0 1 0 0 0 0 0 0 0		
Phil Nevin, R OBP: 0.404, SLG: 0.586	2-2 L3 			1-1 E 1B  1B		2-0 G6-3 		1-1 F9 		4 0 1 0 0 0 2		
Bubba Trammell, R OBP: 0.344, SLG: 0.477		1-2 G5-3 		0-0 F9 		1-2 FC5-4  1B		2-3 K 		4 0 1 0 0 1 2		
Mike Darr, L OBP: 0.379, SLG: 0.361		2-2 G6-3 		0-0 E  1B		0-0 FC5-4  1B			0-3 K 	4 0 1 0 0 1 1		
Ben Davis, S OBP: 0.387, SLG: 0.431		1-3 K 		0-0 E5  1-2 2-3			3-2 G5-3  1B		0-1 HR 	4 1 2 1 0 1 2		
Alex Arias, R OBP: 0.326, SLG: 0.385			0-1 		0-3 K 		0-0 F9 		4-2  BB	3 0 1 0 1 1 4		
Chris Gomez, R OBP: 0.240, SLG: 0.211			3-1 F8 		2-1 G6-4-3  1B		1-1 G5-3 		0-0 F2 	4 0 1 0 0 0 3		
<b>Inning Stats</b>	R: 0 H: 1 E: 0 LOB: 1 K: 1 BB: 0 S: 13 P: 21	R: 0 H: 0 E: 0 LOB: 0 K: 1 BB: 0 S: 9 P: 13	R: 0 H: 1 E: 0 LOB: 1 K: 1 BB: 0 S: 8 P: 13	R: 0 H: 2 E: 1 LOB: 3 K: 1 BB: 0 S: 10 P: 12	R: 0 H: 1 E: 0 LOB: 0 K: 1 BB: 0 S: 6 P: 10	R: 0 H: 1 E: 0 LOB: 1 K: 0 BB: 0 S: 7 P: 11	R: 0 H: 1 E: 0 LOB: 1 K: 0 BB: 0 S: 10 P: 15	R: 0 H: 0 E: 1 LOB: 1 K: 2 BB: 0 S: 10 P: 13	R: 1 H: 1 E: 0 LOB: 1 K: 2 BB: 1 S: 13 P: 20	1B: 7 SF: 0 2B: 0 SAC: 0 3B: 0 DP: 1 HR: 1 HBP: 0	WP: 0 PA: 37 PB: 0 SB: 0 CS: 0	
<b>PITCHER</b>	IP WLS BF H R ER SO BB IBB HBP BLK WP HR S P ERA WHIP											
John Halama, L ERA: 4.8	(1, 1) 7.0 W 28 7 0 0 5 0 0 0 0 0 0 0 63 95 0.00 1.000											
Ryan Franklin, R ERA: 2.47	(8, 1) 1.0 4 0 0 0 2 0 0 0 0 0 0 0 10 13 0.00 0.000											
Kazuhiro Sasaki, R ERA: 3.0	(9, 1) 1.0 5 1 1 1 2 1 0 0 0 0 0 1 13 20 9.00 2.000											

San Diego Padres @ Seattle Mariners  
Safeco Field, Seattle, WA  
Sun Jun 10 2001, 1:35 PM PDT  
Att. 45,418 - Overcast - 60 F

livebaseballscorecards.com

AB 36  
R 1  
H 8  
RBI 1  
BB 1  
SO 9  
LOB 20



Batter	1	2	3	4	5	6	7	8	9	AB	R	H	RBI	BB	SO	LOB
51 Ichiro Suzuki, L (1, 9) OBP: 0.382, SLG: 0.479	0-0 G6-3		0-1 G4-3	2-0 HR	1-3 K			2-1 F8		5	1	1	2	0	1	1
Mark McLemore, S (1, 5) OBP: 0.393, SLG: 0.457	1-1 G4-3		4-2 HR BB	0-3 K		1-3 K		3-3 K		4	1	0	0	1	3	0
Edgar Martinez, R (1, 10) OBP: 0.455, SLG: 0.548 Ed Sprague, R (8, PH) OBP: 0.500, SLG: 0.375	2-3 K		4-2 HR BB	1-2 HR BB	1-2 L9	3-1 F7		0-0 1B		3	1	0	0	1	1	0
John Olerud, L (1, 3) OBP: 0.444, SLG: 0.498		3-2 G4-3	2-2 HR	4-0 1B BB	2-2 E4	2-2 E4		2-3 K		4	1	1	3	1	1	1
Bret Boone, R (1, 4) OBP: 0.362, SLG: 0.570		2-0 HR 2B	2-1 2B SF9 1B	3-2 1B	2-1 G5-3	2-1 G5-3				4	2	3	0	0	0	1
Al Martin, L (1, 7) OBP: 0.294, SLG: 0.284		1-0 HR	3-1 SF9 2B	1-0 P2	3-2 F7	3-2 F7				4	1	2	2	0	0	2
Carlos Guillen, S (1, 6) OBP: 0.328, SLG: 0.312		0-2 FC3-6 1B	0-1 SF9		2-3 K	2-3 K				3	0	1	1	0	2	0
Tom Lampkin, L (1, 2) OBP: 0.314, SLG: 0.383		0-1 FC3-6	0-2 L8		1-3 K	1-1 K				4	0	1	0	0	1	2
Charles Gipson, R (1, 8) OBP: 0.292, SLG: 0.238		1-1 G3		2-0 51 HR HBP	0-0 1B	0-3 K				3	1	1	0	0	1	2

Inning Stats	R: 0	H: 0	E: 0	K: 1	S: 6	LOB: 0	BB: 0	P: 9	R: 2	H: 3	E: 0	K: 0	S: 15	LOB: 1	BB: 0	P: 22	R: 4	H: 3	E: 0	K: 0	S: 20	LOB: 1	BB: 2	P: 35	R: 2	H: 2	E: 0	K: 1	S: 11	LOB: 2	BB: 1	P: 24	R: 0	H: 1	E: 0	K: 3	S: 11	LOB: 1	BB: 0	P: 15	R: 0	H: 0	E: 1	K: 1	S: 11	LOB: 1	BB: 0	P: 19	R: 0	H: 1	E: 0	K: 2	S: 11	LOB: 1	BB: 0	P: 17	R: 0	H: 1	E: 0	K: 2	S: 9	LOB: 1	BB: 0	P: 16
--------------	------	------	------	------	------	--------	-------	------	------	------	------	------	-------	--------	-------	-------	------	------	------	------	-------	--------	-------	-------	------	------	------	------	-------	--------	-------	-------	------	------	------	------	-------	--------	-------	-------	------	------	------	------	-------	--------	-------	-------	------	------	------	------	-------	--------	-------	-------	------	------	------	------	------	--------	-------	-------


PITCHER	IP	WLS	BF	H	R	ER	SO	BB	IBB	HBP	BLK	WP	HR	S	P	ERA	WHIP
Carlton Loewer, R (1, 1) ERA: 23.14	2.1	L	15	6	6	6	1	2	0	0	0	0	2	36	61	23.14	3.429
David Lee, R (3, 1) ERA: 3.18	1.1		8	2	2	2	1	1	0	1	0	0	1	15	27	13.50	2.250
Jose Nunez, L (4, 1) ERA: 8.5	2.1		9	1	0	0	4	0	0	0	0	0	0	23	36	0.00	0.429
Tom Davey, R (7, 1) ERA: 3.91	2.0		8	2	0	0	4	0	0	0	0	0	0	20	33	0.00	1.000

**BOTTOM**

**San Diego Padres @ Seattle Mariners**  
Safeco Field, Seattle, WA

Sun Jun 10 2001, 1:35 PM PDT  
Att. 45,418 - Overcast - 60 F

AB	35
R	8
H	11
RBI	8
BB	3
SO	10
LOB	9



WP	HR	S	P	ERA	WHIP
0	0	0	0	0	0





Batter	1	2	3	4	5	6	7	8	9	AB R H RBI BB SO LOB
Rickey Henderson, R (1, 7) OBP: 0.343, SLG: 0.352	1-2 E6 2B		1-3 K		3-3 K			0-1 F8		4 1 0 0 0 2 0
Mark Kotsay, L (1, 8) OBP: 0.352, SLG: 0.416	3-1 G3 1-H CS 2B		2-2 HR			3-2 G6-3 1B		2-2 F7		4 1 3 2 0 0 0
Ryan Klesko, L (1, 3) OBP: 0.412, SLG: 0.584	2-1 G3		0-0 G3-1			0-0 G6-3 1-2f		2-2 F8		4 0 0 0 0 0 2
Phil Nevin, R (1, 5) OBP: 0.402, SLG: 0.578	4-2 BB		2-0 G4-3			2-3 K				3 0 0 0 1 2 0
Mike Darr, L (1, 9) OBP: 0.368, SLG: 0.350	3-2 P6			1-0 G6-3			1-1 G4-3			4 0 0 0 0 0 2
Ben Davis, S (1, 2) OBP: 0.389, SLG: 0.438	2-2 CS 3-H	1-0 FC1-5-6 2B		2-3 K			1-0 1B 1B			4 0 2 0 0 2 0
Cesar Crespo, S (1, 4) OBP: 0.282, SLG: 0.273			1-3 K		1-0 G4-3		2-3 K			3 0 0 0 0 2 2
Chris Gomez, R (1, 6) OBP: 0.243, SLG: 0.214			3-2 FC1-5-6 2-3			1-1 G6-3		0-1 1B 1B		3 0 1 0 0 0 1
Woody Williams, R (1, 1) OBP: 0.135, SLG: 0.171			3-3 K			3-2 F9		3-2 G3		2 0 0 0 0 1 1
Dave Magadan, L (7, PH) OBP: 0.367, SLG: 0.362										1 0 0 0 0 0 2
Jay Witasick, R (8, 1)										0 0 0 0 0 0 0
Brian Lawrence, R (9, 1)										0 0 0 0 0 0 0

Inning Stats	R: 1 E: 1 K: 0 S: 16	H: 1 LOB: 1 BB: 1 P: 31	R: 0 E: 0 K: 2 S: 10	H: 1 LOB: 1 BB: 0 P: 18	R: 1 E: 0 K: 1 S: 8	H: 1 LOB: 0 BB: 0 P: 13	R: 0 E: 0 K: 1 S: 5	H: 0 LOB: 0 BB: 0 P: 9	R: 0 E: 0 K: 1 S: 10	H: 0 LOB: 0 BB: 0 P: 17	R: 0 E: 0 K: 1 S: 9	H: 1 LOB: 0 BB: 0 P: 14	R: 0 E: 0 K: 1 S: 12	H: 2 LOB: 2 BB: 0 P: 19	R: 0 E: 0 K: 0 S: 12	H: 0 LOB: 0 BB: 0 P: 16	R: 0 E: 0 K: 2 S: 9	H: 0 LOB: 0 BB: 0 P: 13	1B: 3 2B: 2 3B: 0 HR: 1	SF: 0 SAC: 0 DP: 1 HBP: 0
--------------	-------------------------------	----------------------------------	-------------------------------	----------------------------------	------------------------------	----------------------------------	------------------------------	---------------------------------	-------------------------------	----------------------------------	------------------------------	----------------------------------	-------------------------------	----------------------------------	-------------------------------	----------------------------------	------------------------------	----------------------------------	----------------------------------	------------------------------------

**BOTTOM**

**Oakland Athletics @ San Diego Padres**  
Qualcomm Stadium, San Diego, CA

Tue Jun 12 2001, 10:05 PM EDT  
Att: 20,793 - Cloudy - 68 F

AB	32
R	2
H	6
RBI	2
BB	1
SO	9
LOB	10

WP: 0 PA: 34  
PB: 0  
SB: 0  
CS: 1



PITCHER	IP	WLS	BF	H	R	ER	SO	BB	IBB	HBP	BLK	WP	HR	S	P	ERA	WHIP
Tim Hudson, R (1, 1) ERA: 3.57	7.0	W	27	6	2	1	7	1	0	0	0	0	1	70	121	1.29	1.000
Mike Magnante, L (8, 1) ERA: 3.0	1.0	H	3	0	0	0	0	0	0	0	0	0	0	12	16	0.00	0.000
Jason Isringhausen, R (9, 1) ERA: 2.93	1.0	S	3	0	0	0	2	0	0	0	0	0	0	9	13	0.00	0.000



Batter	1	2	3	4	5	6	7	8	9	AB R H RBI BB SO LOB	TOP																	
Johnny Damon, L (1, 7) OBP: 0.288, SLG: 0.299	2-1 P4		4-1 BB			0-1 HR 1B		3-3 K	3-2 G4-3	4 1 1 0 1 1 0																		
Frank Menechino, R (1, 4) OBP: 0.407, SLG: 0.532	1-1 G5-3		1-0 P3			0-2 HR 1H		0-0 1B 1B	2-2 HR	5 3 3 3 0 0 1																		
Jason Giambi, L (1, 3) OBP: 0.486, SLG: 0.683	1-3 K			4-2 G1 BB		0-0 F7		1-2 E 3 1B 1B	1-2 F7	4 1 1 0 1 1 0																		
Terrence Long, L (1, 8) OBP: 0.319, SLG: 0.409		0-3 K		0-1 G1 1-2		1-1 G4-3		2-1 3 1B 1B	3-2 F7	5 1 1 1 0 1 1																		
Miguel Tejada, R (1, 6) OBP: 0.311, SLG: 0.457		1-3 K		1-0 G6-3		0-0 F7		1-0 E6 3 1B		4 0 0 0 0 1 3																		
3 Eric Chavez, L (1, 5) OBP: 0.324, SLG: 0.469		2-1 2B		1-3 K			0-0 G4-3	1-2 1B		4 0 2 2 0 1 1																		
Ramon Hernandez, R (1, 2) OBP: 0.308, SLG: 0.321		3-1 G6-3			2-0 G6-3		1-2 G6-3	4-2 BB		3 0 0 0 1 0 1																		
Jeremy Giambi, L (1, 9) OBP: 0.343, SLG: 0.387			2-3 K		1-3 K		0-0 1B	1-3 K		4 0 1 0 0 3 3																		
Barry Zito, L (1, 1)			1-1 G6-3		2-3 K		0-3 K	2-3 K		3 0 0 0 0 2 1																		
Mark Guthrie, R (7, 1)										0 0 0 0 0 0 0																		
23 Mario Valdez, L (8, PH) OBP: 0.443, SLG: 0.375										1 0 0 0 0 1 3																		
Mike Magnante, L (8, 1)										0 0 0 0 0 0 0																		
Jeff Tam, R (8, 1)										0 0 0 0 0 0 0																		
<b>Inning Stats</b>	R: 0 E: 0 K: 1 S: 8	H: 0 LOB: 0 BB: 0 P: 12	R: 0 E: 0 K: 2 S: 10	H: 1 LOB: 1 BB: 0 P: 16	R: 0 E: 0 K: 1 S: 7	H: 0 LOB: 1 BB: 1 P: 15	R: 0 E: 0 K: 1 S: 8	H: 0 LOB: 1 BB: 1 P: 14	R: 0 E: 0 K: 2 S: 8	H: 0 LOB: 0 BB: 0 P: 13	R: 2 E: 0 K: 0 S: 9	H: 2 LOB: 0 BB: 0 P: 10	R: 0 E: 0 K: 1 S: 8	H: 1 LOB: 1 BB: 0 P: 9	R: 3 E: 1 K: 3 S: 22	H: 4 LOB: 3 BB: 1 P: 37	R: 1 E: 0 K: 0 S: 13	H: 1 LOB: 0 BB: 0 P: 22	1B: 6 2B: 1 3B: 0 HR: 2	SF: 0 SAC: 0 DP: 0 HBP: 0	WP: 0 PB: 0 SB: 0 CS: 0	PA: 40						
<b>PITCHER</b>	IP WLS BF H R ER SO BB IBB HBP BLK WP HR S P ERA WHIP																											
Adam Eaton, R (1, 1) ERA: 4.78	7.0		27	4	2	2	8	2	0	0	0	0	0	1	58	89	2.57	0.857										
Jose Nunez, L (8, 1) ERA: 9.82	0.1	L	4	3	3	3	1	0	0	0	0	0	0	0	10	16	81.00	9.000										
Jay Witasick, R (8, 1) ERA: 1.32	0.0		3	1	0	0	0	1	0	0	0	0	0	6	12	∞	∞											
David Lee, R (8, 1) ERA: 3.38	1.2		6	1	1	1	2	0	0	0	0	0	1	19	31	5.40	0.600											

Oakland Athletics @ San Diego Padres  
Qualcomm Stadium, San Diego, CA  
Wed Jun 13 2001, 10:05 PM EDT  
Att. 14,707 - Cloudy - 72 F

livebaseballscorecards.com

AB	37
R	6
H	9
RBI	6
BB	3
SO	11
LOB	14



Batter	1	2	3	4	5	6	7	8	9	AB	R	H	RBI	BB	SO	LOB
Rickey Henderson, R (1, 7) OBP: 0.342, SLG: 0.345	3-1 F9		4-1 BB		3-1 F8		2-2 FC4-6			3	0	0	0	1	0	2
Mark Kotsay, L (1, 8) OBP: 0.355, SLG: 0.411	3-2 F7		4-0 BB		1-2 G4-3		0-1 CS	4-2 BB		2	0	0	0	2	0	1
Ryan Klesko, L (1, 3) OBP: 0.410, SLG: 0.578	1-2 F9		3-3 K			1-2 L4		2-2 BB		4	0	1	0	0	1	3
Phil Nevin, R (1, 5) OBP: 0.403, SLG: 0.590		1-1 CS		2-3 K		3-2 HR		0-0 G4-6-3		4	1	2	1	0	1	2
Bubba Trammell, R (1, 9) OBP: 0.337, SLG: 0.466		1-0 F8		1-1 F3		2-3 K		3-2 G6-3		4	0	0	0	0	1	2
Ben Davis, S (1, 2) OBP: 0.387, SLG: 0.431		3-3 K		4-2 BB		1-0 F8			3-1 G3	3	0	0	0	1	1	1
Alex Arias, R (1, 4) OBP: 0.326, SLG: 0.375			2-2 G3		0-0 G1-3		4-2 SH1-4		1-1 G4-3	2	0	0	0	1	0	1
Cesar Crespo, S (7, PR) OBP: 0.275, SLG: 0.265							0-0 SH1-4		3-1 G2-3	1	1	0	0	0	0	0
Chris Gomez, R (1, 6) OBP: 0.239, SLG: 0.210			0-2 G4-3			0-0 F8		1-2 SH1-4		2	0	0	0	0	0	0
Rick Wilkins, L (9, PH)								2-1 FC4-6		1	0	0	0	0	0	0
Adam Eaton, R (1, 1) OBP: 0.219, SLG: 0.172			4-0 BB			0-0 1B				1	0	1	0	1	0	0
Mike Colangelo, R (7, PH) OBP: 0.345, SLG: 0.466										1	0	1	1	0	0	0
Jose Nunez, L (8, 1)										0	0	0	0	0	0	0
Jay Witasick, R (8, 1)										0	0	0	0	0	0	0
David Lee, R (8, 1)										0	0	0	0	0	0	0

Inning Stats	R: 0	H: 0	E: 0	K: 8	S: 8	H: 0	LOB: 0	BB: 0	P: 15	R: 0	H: 1	E: 0	K: 1	S: 7	H: 0	LOB: 1	BB: 0	P: 12	R: 0	H: 0	E: 0	K: 1	S: 10	H: 0	LOB: 3	BB: 3	P: 27	R: 0	H: 0	E: 0	K: 1	S: 8	H: 0	LOB: 1	BB: 1	P: 15	R: 0	H: 1	E: 0	K: 0	S: 7	H: 1	LOB: 1	BB: 0	P: 11	R: 1	H: 1	E: 0	K: 1	S: 13	H: 1	LOB: 0	BB: 0	P: 20	R: 1	H: 1	E: 0	K: 0	S: 11	H: 1	LOB: 1	BB: 1	P: 19	R: 0	H: 1	E: 0	K: 0	S: 13	H: 1	LOB: 1	BB: 1	P: 22	R: 0	H: 0	E: 0	K: 0	S: 6	H: 0	LOB: 0	BB: 0	P: 13	1B: 4	SF: 0	2B: 1	SAC: 1	3B: 0	DP: 2	HR: 1	HBP: 0	WP: 0	PA: 36
--------------	------	------	------	------	------	------	--------	-------	-------	------	------	------	------	------	------	--------	-------	-------	------	------	------	------	-------	------	--------	-------	-------	------	------	------	------	------	------	--------	-------	-------	------	------	------	------	------	------	--------	-------	-------	------	------	------	------	-------	------	--------	-------	-------	------	------	------	------	-------	------	--------	-------	-------	------	------	------	------	-------	------	--------	-------	-------	------	------	------	------	------	------	--------	-------	-------	-------	-------	-------	--------	-------	-------	-------	--------	-------	--------

PITCHER	IP	WLS	BF	H	R	ER	SO	BB	IBB	HBP	BLK	WP	HR	S	P	ERA	WHIP
Barry Zito, L (1, 1) ERA: 5.24	6.1		27	4	2	2	4	5	0	0	0	0	1	59	112	2.84	1.421
Mark Guthrie, L (7, 1) ERA: 4.91	0.2	W	1	0	0	0	0	0	0	0	0	0	0	5	7	0.00	0.000
Mike Magnante, L (8, 1) ERA: 3.0	0.0		2	1	0	0	0	1	0	0	0	0	0	8	14	∞	∞
Jeff Tam, R (8, 1) ERA: 3.21	2.0	S	5	0	0	0	0	0	0	0	0	0	0	11	21	0.00	0.000

**BOTTOM**

**Oakland Athletics @ San Diego Padres**  
Qualcomm Stadium, San Diego, CA

Wed Jun 13 2001, 10:05 PM EDT  
Att: 14,707 - Cloudy - 72 F

livebaseballscorecards.com

AB	28
R	2
H	5
RBI	2
BB	6
SO	4
LOB	12





Batter	1	2	3	4	5	6	7	8	9	AB R H RBI BB SO LOB	TOP					
Johnny Damon, L (1, 7) OBP: 0.284, SLG: 0.294	0-1 F7		1-2 F8		2-1 P6		1-1 F7			4 0 0 0 0 0 1						
Frank Menechino, R (1, 4) OBP: 0.404, SLG: 0.524	0-2 F9		4-2 BB 1B BB		0-1 F9			1-2 F7		3 1 0 0 1 0 0						
Jason Giambi, L (1, 3) OBP: 0.483, SLG: 0.674	1-2 G4-3		4-0 1B 1-2 BB		1-0 F7			0-0 E6 FC5-4 WP		3 0 0 0 1 0 0						
Terrence Long, L (1, 8) OBP: 0.325, SLG: 0.424		3-1 HR	1-0 1-3 2-H 1B		2-2 L3			4-1 FC5-4 1-2 BB		3 1 2 2 1 0 0						
Miguel Tejada, R (1, 6) OBP: 0.310, SLG: 0.458		1-3 K		2-1 G4-3 SF9 2B		0-1 G6-3		0-1 FC5-4 1-2f 2-3		4 1 1 0 0 1 2						
3 Eric Chavez, L (1, 5) OBP: 0.319, SLG: 0.461		2-3 K		0-0 G4-3 2-3			3-3 K	1-1 G4-1		4 0 0 0 0 2 3						
Jeremy Giambi, L (1, 9) OBP: 0.340, SLG: 0.379		4-2 BB		0-1 SF9 3-H			2-2 G1-3	1-0 G4-3		2 0 0 1 1 0 0						
Tom Wilson, R (1, 2) OBP: 0.333, SLG: 0.667 23 Mario Valdez, L (9, PH) OBP: 0.435, SLG: 0.367		1-2 F9		2-2 P6			2-2 HR	1-3 K		3 1 1 1 0 0 1 1 0 0 0 0 1 0						
Gil Heredia, R (1, 1) OBP: 0.333, SLG: 0.333 Jim Mecer, S (7, 1) Chad Bradford, R (8, 1) Olmedo Saenz, R (9, PH) OBP: 0.326, SLG: 0.401			2-0 G4-3		0-0 G4-3		1-1 1B	2-3 K		3 0 1 0 0 0 0 0 0 0 0 0 0 0 0 0 0 0 0 0 0 1 0 0 0 0 1 0						
<b>Inning Stats</b>	R: 0 E: 0 K: 0 S: 8 H: 0 LOB: 0 BB: 0 P: 9	R: 1 E: 0 K: 2 S: 17 H: 1 LOB: 1 BB: 1 P: 28	R: 1 E: 0 K: 0 S: 9 H: 1 LOB: 2 BB: 2 P: 21	R: 1 E: 0 K: 0 S: 10 H: 1 LOB: 0 BB: 0 P: 14	R: 0 E: 0 K: 0 S: 5 H: 0 LOB: 0 BB: 0 P: 7	R: 0 E: 0 K: 0 S: 6 H: 0 LOB: 0 BB: 0 P: 9	R: 1 E: 0 K: 1 S: 14 H: 2 LOB: 1 BB: 0 P: 23	R: 0 E: 1 K: 0 S: 9 H: 0 LOB: 2 BB: 1 P: 15	R: 0 E: 0 K: 2 S: 8 H: 0 LOB: 0 BB: 0 P: 12	1B: 2 2B: 1 3B: 0 HR: 2 SF: 1 SAC: 0 DP: 0 HBP: 0	WP: 1 PB: 0 SB: 0 CS: 0 PA: 36					
<b>PITCHER</b>	IP WLS BF H R ER SO BB IBB HBP BLK WP HR S P ERA WHIP															
Kevin Jarvis, R (1, 1) ERA: 5.14	7.0	28	5	4	4	3	3	0	0	0	0	2	69	111	5.14	1.143
Tom Davey, R (8, 1) ERA: 3.75	1.0	W	5	0	0	0	1	0	0	0	1	0	9	15	0.00	1.000
Trevor Hoffman, R (9, 1) ERA: 4.01	1.0	S	3	0	0	0	0	0	0	0	0	0	8	12	0.00	0.000

Oakland Athletics @ San Diego Padres  
Qualcomm Stadium, San Diego, CA  
Thu Jun 14 2001, 5:05 PM EDT  
Att. 17,053 - Sunny - 74 F

livebaseballscorecards.com

AB 31  
R 4  
H 5  
RBI 4  
BB 4  
SO 5  
LOB 7







# Seattle Mariners @ San Diego Padres

## Qualcomm Stadium, San Diego, CA

Fri Jun 15 2001, 9:06 PM EDT  
Att. 60,918 - Sunny - 73 F

AB	41
R	8
H	15
RBI	8
BB	4
SO	8
LOB	24



WP:	0	PA:	46
PB:	0		
SB:	2		
CS:	2		

AB R H RBI BB SO LOB

5	2	2	0	1	0	3
5	2	1	0	0	0	2
0	0	0	0	0	0	0
5	1	3	1	0	1	1
4	0	0	1	1	1	4
4	1	3	3	0	1	0
5	2	2	2	0	0	4
4	0	2	0	1	0	1
4	0	2	1	1	1	1
4	0	0	0	0	3	5
1	0	0	0	0	1	3
0	0	0	0	0	0	0

Batter	1	2	3	4	5	6	7	8	9
51 Ichiro Suzuki, L (1, 9) OBP: 0.379, SLG: 0.469	3-1 E S BB 1B	4-1 2B 1B BB		2-1 F8		1-1 FC6-4 1B		3-1 F8	1-0 L8
Al Martin, L (1, 7) OBP: 0.299, SLG: 0.311	2-1 E6 BB 1B	1-1 1B SF9 2B		0-1 F9		1-0 F8		1-2 G4-3	
Charles Gipson, R (8, 7) OBP: 0.292, SLG: 0.238	1-3 BB 1B	1-3 1B SF9 2B		0-1 F9		1-0 F8		1-2 G4-3	
Bret Boone, R (1, 4) OBP: 0.362, SLG: 0.581	0-1 BB 1B	2-2 1B		0-1 F8		1-3 K		2-2 2B	
John Olerud, L (1, 3) OBP: 0.434, SLG: 0.480	4-2 FC1-5 1B BB	0-3 K		0-1 F8		3-1 FC6-4		2-1 F7	
Mike Cameron, R (1, 8) OBP: 0.369, SLG: 0.502	1-2 CS FC1-5 1B	1-0 SF9		0-0 L8		0-0 L8		0-1 FC4-6 1B	1-3 K
Carlos Guillen, S (1, 6) OBP: 0.322, SLG: 0.324	0-0 FC1-5 1B	0-1 F7		0-2 HR		0-2 HR		1-2 FC4-6 1B	1-1 1B 2B
David Bell, R (1, 5) OBP: 0.280, SLG: 0.361	4-2 1B BB		1-2 P6	2-2 1B		1-0 FC5-4 1B		0-0 BB 1B	0-0 BB 1B
Dan Wilson, R (1, 2) OBP: 0.340, SLG: 0.407	1-1 1B		0-1 F8	2-3 K		1-0 1B		4-0 BB	4-0 BB
Freddy Garcia, R (1, 1) Ed Sprague, R (9, PH) Jeff Nelson, R (9, 1)	1-3 K		0-0 F9	2-3 K		2-3 K		1-3 K	1-3 K

Inning Stats	R	H	E	K	S	R	H	E	K	S	R	H	E	K	S	R	H	E	K	S	R	H	E	K	S	R	H	E	K	S	R	H	E	K	S	R	H	E	K	S					
	4	4	1	1	21	2	2	0	1	12	0	0	0	0	7	2	3	0	2	18	0	1	0	1	8	0	2	0	1	13	0	1	0	0	10	0	2	0	1	11	0	2	0	1	19
		LOB: 2		BB: 2	P: 37		LOB: 1		BB: 1	P: 20		LOB: 0		BB: 0	P: 8		LOB: 1		BB: 0	P: 26		LOB: 1		BB: 0	P: 14		LOB: 2		BB: 0	P: 17		LOB: 1		BB: 0	P: 18		LOB: 3		BB: 1	P: 19		LOB: 3		BB: 1	P: 19

PITCHER	IP	WLS	BF	H	R	ER	SO	BB	IBB	HBP	BLK	WP	HR	S	P	ERA	WHIP
Bobby Jones, R (1, 1) ERA: 3.59	4.1	L	25	9	8	6	2	3	0	0	0	0	1	54	85	12.46	2.769
Brian Lawrence, R (5, 1) ERA: 5.4	2.2		11	3	0	0	4	0	0	0	0	0	0	31	45	0.00	1.125
David Lee, R (8, 1) ERA: 3.05	2.0		10	3	0	0	2	1	0	0	0	0	0	21	37	0.00	2.000

Batter	1	2	3	4	5	6	7	8	9	AB	R	H	RBI	BB	SO	LOB
Rickey Henderson, R OBP: 0.335, SLG: 0.337 Mike Colangelo, R OBP: 0.344, SLG: 0.458	2-1 G5-3		2-2 G4-3		3-3 K			1-3 K	1-3 K	4	0	0	0	0	2	1
Mark Kotsay, L OBP: 0.353, SLG: 0.412	1-1 G4-3			1-0 G4-3		2-1 G4-3		2-2 2B		4	0	1	0	0	0	0
Ryan Klesko, L OBP: 0.409, SLG: 0.581 Alex Arias, R OBP: 0.326, SLG: 0.375	2-1 F7			2-1 G6-3 2B		2-2 2B		0-3 K		4	0	2	0	0	1	1
Phil Nevin, R OBP: 0.402, SLG: 0.608		3-2 E6 G6-3 G4-3		0-1 G6-3		0-2 G5-3			4-0 WP BB 2B BB	3	2	0	0	1	0	2
Mike Darr, L OBP: 0.375, SLG: 0.344		0-0 G6-3		4-2 S BB		3-3 K			4-2 WP 2B BB	2	1	0	0	2	1	2
Ben Davis, S OBP: 0.381, SLG: 0.423 Brian Lawrence, R OBP: 0.370, SLG: 0.366 David Lee, R OBP: 0.328, SLG: 0.453		1-0 G4-3		1-3 K			2-2 F8		2-2 F8	2	0	0	1	0	1	2
Bubba Trammell, R OBP: 0.328, SLG: 0.453 Cesar Crespo, S OBP: 0.292, SLG: 0.286		3-H G1-3		3-2 S 1B			0-0 G5-3		0-3 K	4	0	1	0	0	1	2
Santiago Perez, S OBP: 0.318, SLG: 0.208			0-3 K		0-2 F5		2-2 F8		4-0 2B BB	3	1	0	0	1	1	1
Bobby Jones, R OBP: 0.111, SLG: 0.115 Rick Wilkins, L OBP: 0.250, SLG: 0.500			0-1 G4-3		1-2 F8			0-0 G4-3	3-2 2B	1	0	0	0	0	0	0

Inning Stats	R: 0	H: 0	E: 0	K: 0	S: 6	R: 1	H: 0	E: 1	K: 0	S: 8	R: 0	H: 0	E: 0	K: 1	S: 9	R: 0	H: 1	E: 0	K: 1	S: 12	R: 0	H: 1	E: 0	K: 1	S: 14	R: 0	H: 1	E: 0	K: 1	S: 12	R: 0	H: 0	E: 0	K: 0	S: 7	R: 0	H: 1	E: 0	K: 2	S: 11	R: 3	H: 1	E: 0	K: 2	S: 14	1B: 1	2B: 4	3B: 0	HR: 0	SF: 0	SAC: 0	DP: 0	HBP: 0	WP: 1	PA: 37
--------------	------	------	------	------	------	------	------	------	------	------	------	------	------	------	------	------	------	------	------	-------	------	------	------	------	-------	------	------	------	------	-------	------	------	------	------	------	------	------	------	------	-------	------	------	------	------	-------	-------	-------	-------	-------	-------	--------	-------	--------	-------	--------


PITCHER	IP	WLS	BF	H	R	ER	SO	BB	IBB	HBP	BLK	WP	HR	S	P	ERA	WHIP
Freddy Garcia, R ERA: 3.82	(1, 1)	8.0	30	4	1	0	6	1	0	0	0	0	0	79	119	0.00	0.625
Jeff Nelson, R ERA: 1.93	(9, 1)	1.0	7	1	3	3	2	3	0	0	0	1	0	14	32	27.00	4.000

**BOTTOM**

**Seattle Mariners @ San Diego Padres**  
Qualcomm Stadium, San Diego, CA

Fri Jun 15 2001, 9:06 PM EDT  
Att: 60,918 - Sunny - 73 F

<b>AB</b>	<b>33</b>
<b>R</b>	<b>4</b>
<b>H</b>	<b>5</b>
<b>RBI</b>	<b>4</b>
<b>BB</b>	<b>4</b>
<b>SO</b>	<b>8</b>
<b>LOB</b>	<b>15</b>



PITCHER	IP	WLS	BF	H	R	ER	SO	BB	IBB	HBP	BLK	WP	HR	S	P	ERA	WHIP
---------	----	-----	----	---	---	----	----	----	-----	-----	-----	----	----	---	---	-----	------



Batter	1	2	3	4	5	6	7	8	9	AB R H RBI BB SO LOB	TOP			
51 Ichiro Suzuki, L (1, 9) OBP: 0.377, SLG: 0.472	0-2 G4-3	3-2 G3		1-1 G6-3		0-0 3B		1-0 G4-3		5 0 1 1 0 0 2				
Mark McLemore, S (1, 6) OBP: 0.384, SLG: 0.451 (7, 7)	1-0 G6-3	0-1 2B			0-1 G5-3	4-1 BB			2-2 HR	4 1 2 2 1 0 0				
Bret Boone, R (1, 4) OBP: 0.359, SLG: 0.574	3-1 G5-3	0-2 G5-3			0-0 1B	1-0 F9			1-2 L4	5 0 1 0 0 0 4				
John Olerud, L (1, 3) OBP: 0.441, SLG: 0.513		1-2 1B 2B		0-0 1B		2-2 1B			0-0 HR	5 3 4 2 0 0 0				
Mike Cameron, R (1, 8) OBP: 0.370, SLG: 0.500		2-1 2B 1B		0-0 1B		1-0 F7			0-0 G4-3	5 1 2 1 0 0 3				
Al Martin, L (1, 7) OBP: 0.298, SLG: 0.317 Carlos Guillen, S (7, 6) OBP: 0.325, SLG: 0.327		2-0 1B 2B		1-1 L3		2-2 F8			2-2 1B	4 1 1 2 0 1 4 1 0 1 0 0 0 0				
David Bell, R (1, 5) OBP: 0.283, SLG: 0.362		1-1 SH5-4 2B 1B		2-1 F9		0-0 1B			3-3 K	5 1 2 1 0 2 2				
Tom Lampkin, L (1, 2) OBP: 0.319, SLG: 0.370		4-0 SH5-4 2B BB		0-1 L9		2-2 G3-6-3			3-2 G3-1	3 1 0 0 1 0 1				
John Halama, L (1, 1) Ed Sprague, R (6, PH) OBP: 0.571, SLG: 0.727 Jose Paniagua, R (6, 1) Norm Charlton, S (8, 1)		0-0 SH5-4		1-0 F8		2-2 51 3B HBP			1-1 G5-3	1 0 0 0 0 0 0 0 1 0 0 0 0 0 1 0 0 0 0 0 0 0 0 0 0 0 0 0				
<b>Inning Stats</b>	R: 0 E: 0 K: 0 S: 8 H: 0 LOB: 0 BB: 0 P: 12	R: 5 E: 0 K: 0 S: 17 H: 5 LOB: 1 BB: 1 P: 30	R: 1 E: 0 K: 0 S: 6 H: 2 LOB: 0 BB: 0 P: 9	R: 0 E: 0 K: 0 S: 5 H: 0 LOB: 0 BB: 0 P: 7	R: 0 E: 0 K: 0 S: 11 H: 2 LOB: 2 BB: 0 P: 16	R: 1 E: 0 K: 0 S: 9 H: 2 LOB: 2 BB: 1 P: 18	R: 0 E: 1 K: 2 S: 11 H: 0 LOB: 1 BB: 0 P: 18	R: 0 E: 0 K: 0 S: 6 H: 0 LOB: 0 BB: 0 P: 11	R: 2 E: 0 K: 1 S: 18 H: 3 LOB: 1 BB: 0 P: 26	1B: 7 2B: 5 3B: 2 HR: 1 SF: 0 SAC: 1 DP: 2 HBP: 1	WP: 0 PB: 0 SB: 1 CS: 0 PA: 43			
<b>PITCHER</b>	IP WLS BF H R ER SO BB IBB HBP BLK WP HR S P ERA WHIP												<b>PITCHER</b>	IP WLS BF H R ER SO BB IBB HBP BLK WP HR S P ERA WHIP
Carlton Loewer, R (1, 1) ERA: 24.92	2.0 L 14 7 6 6 0 1 0 0 0 0 0 0 27 44 27.00 4.000													
Jose Nunez, L (3, 1) ERA: 8.59	3.2 15 4 1 1 0 1 0 1 0 0 0 28 46 2.46 1.364													
Tom Davey, R (6, 1) ERA: 3.42	2.1 8 0 0 0 2 0 0 0 0 0 0 18 31 0.00 0.000													
David Lee, R (9, 1) ERA: 3.74	1.0 6 3 2 2 1 0 0 0 0 0 0 1 18 26 18.00 3.000													

Seattle Mariners @ San Diego Padres  
Qualcomm Stadium, San Diego, CA  
Sat Jun 16 2001, 10:05 PM EDT  
Att. 61,065 - Sunny - 73 F

livebaseballscorecards.com

AB	39
R	9
H	14
RBI	9
BB	2
SO	3
LOB	16



Batter	1	2	3	4	5	6	7	8	9	AB	R	H	RBI	BB	SO	LOB
Rickey Henderson, R OBP: 0.336, SLG: 0.339 (1, 7)	L6 2-1		1B 1-2			F9 2-1	K 3-3		DI 1B 1-2	5	0	2	0	0	1	5
Mark Kotsay, L OBP: 0.353, SLG: 0.411 Tom Davey, R (6, 1)	F7 3-2		P4 1-2			HBP 1B 1-3		G4-6-3 BB 0-1	K 2-3	3	0	1	1	0	0	1
David Lee, R (9, 1)										0	0	0	0	1	0	0
Mike Colangelo, R OBP: 0.336, SLG: 0.450 (9, PH)										0	0	0	0	0	0	0
Mike Colangelo, R OBP: 0.336, SLG: 0.450 (9, PH)										1	0	0	0	0	1	1
Ryan Klesko, L OBP: 0.408, SLG: 0.579 (1, 3)	2B 1-1				P1 2-2			G4-6-3 BB 0-1	F5 1-1	4	0	1	0	0	0	2
Phil Nevin, R OBP: 0.402, SLG: 0.617 (1, 5)	K 2-3				HR 1-1	K 1-3		FC5-4 1B 2-2	K 3-3	5	1	2	1	0	3	5
Bubba Trammell, R OBP: 0.327, SLG: 0.449 (1, 9)					G5-3 3-2			F2 1-0	FC5-4 1B 1-0	4	0	1	0	0	0	1
Ben Davis, S OBP: 0.379, SLG: 0.419 (1, 2)					F9 1-1			F8 0-0		4	0	1	0	0	0	0
Chris Gomez, R OBP: 0.248, SLG: 0.214 (1, 6)									FC4-6 1B 1-2	3	0	1	0	1	0	1
Cesar Crespo, S OBP: 0.306, SLG: 0.304 (1, 4)					G5-3 1-2				FC4-6 1B 1-2	4	1	2	0	0	1	1
Carlton Loewer, R (1, 1)									K 3-3	0	0	0	0	0	0	0
Jose Nunez, L (3, 1)										2	0	0	0	0	1	2
Mike Darr, L OBP: 0.377, SLG: 0.341 (6, 8)									F8 1-2	1	0	0	0	1	0	1

Inning Stats	R: 0	H: 1	R: 0	H: 1	R: 0	H: 1	R: 1	H: 1	R: 1	H: 3	R: 0	H: 1	R: 0	H: 1	R: 0	H: 1	R: 0	H: 1	1B: 9	SF: 0	WP: 0	PA: 40
	E: 0	LOB: 1	E: 0	LOB: 0	E: 0	LOB: 1	E: 0	LOB: 0	E: 0	LOB: 3	E: 0	LOB: 3	E: 0	LOB: 1	E: 0	LOB: 1	E: 0	LOB: 1	2B: 1	SAC: 0	PB: 0	
	K: 1	BB: 0	K: 0	BB: 0	K: 1	BB: 0	K: 0	BB: 0	K: 1	BB: 0	K: 0	BB: 2	K: 1	BB: 1	K: 1	BB: 0	K: 2	BB: 0	3B: 0	DP: 1	SB: 0	
	S: 10	P: 18	S: 8	P: 12	S: 14	P: 17	S: 11	P: 18	S: 15	P: 23	S: 12	P: 24	S: 7	P: 14	S: 14	P: 20	S: 12	P: 19	HR: 1	HBP: 1	CS: 0	

PITCHER	IP	WLS	BF	H	R	ER	SO	BB	IBB	HBP	BLK	WP	HR	S	P	ERA	WHIP
John Halama, L ERA: 4.71 (1, 1)	5.0	W	22	7	2	2	3	0	0	1	0	0	1	58	88	3.60	1.400
Jose Paniagua, R ERA: 4.28 (6, 1)	2.1		12	3	0	0	1	3	0	0	0	0	0	27	48	0.00	2.571
Norm Charlton, L ERA: 3.47 (8, 1)	1.2		6	1	0	0	3	0	0	0	0	0	0	18	29	0.00	0.600

BOTTOM

Seattle Mariners @ San Diego Padres  
Qualcomm Stadium, San Diego, CA  
Sat Jun 16 2001, 10:05 PM EDT  
Att: 61,065 - Sunny - 73 F

livebaseballscorecards.com

AB	36
R	2
H	11
RBI	2
BB	3
SO	7
LOB	20







Batter	1	2	3	4	5	6	7	8	9	AB	R	H	RBI	BB	SO	LOB
Cesar Crespo, S OBP: 0.304, SLG: 0.300 (1, 4)	2-2 1B 1B	2-3 K		0-1 SH2-3 1-2	2-1 F9 1-2		1-1 F7			4	1	1	0	0	1	2
Mark Kotsay, L OBP: 0.358, SLG: 0.413 (1, 8)	2-0 BB 1-3 1B		0-1 E8 1B 1B	4-2 HR BB		1-2 G4-3	0-3 K			4	2	2	0	1	1	1
Ryan Klesko, L OBP: 0.408, SLG: 0.586 (1, 3)	3-0 F2		4-1 1B 1B BB	3-2 HR 1-H 2-H		0-1 F8	3-3 K2-3			4	2	1	3	1	1	2
Phil Nevin, R OBP: 0.410, SLG: 0.634 (1, 5)	2-1 BB 1-2 3-H 1B		1-2 1B 1-2 2-H 1B	2-1 1B 1B		2-2 HR	2-1 F8			5	1	4	3	0	0	0
Mike Darr, L OBP: 0.391, SLG: 0.353 (1, 9)	0-0 F7		0-0 1-2 2-H 1B G4-3 1B	0-2 1-2 1B		2-1 HR 1B	4-1 HR S BB			4	2	3	1	1	0	2
Bubba Trammell, R OBP: 0.333, SLG: 0.481 (1, 7)	4-2 1-2 2-3 BB		1-1 F8	0-0 P6		0-0 HR 1-H	1-1 HR			4	2	2	4	1	0	4
Rick Wilkins, L OBP: 0.125, SLG: 0.250 (1, 2)	1-3 K		1-1 G4-3			3-2 F9	4-1 WP BB BB			4	0	0	0	0	1	5
Jay Witasick, R (7, 1)										0	0	0	0	0	0	0
Tom Davey, R (8, 1)										0	0	0	0	0	0	0
Dave Magadan, L (8, PH)										0	0	0	0	1	0	0
Rickey Henderson, R (8, PR)										0	0	0	0	0	0	0
Trevor Hoffman, R (9, 1)										0	0	0	0	0	0	0
Chris Gomez, R OBP: 0.246, SLG: 0.206 (1, 6)		1-1 G4-3		0-0 F3	0-2 L6		1-3 K	4-2 WP BB		4	0	0	0	1	1	0
Woody Williams, R OBP: 0.175, SLG: 0.189 (1, 1)		2-2 F9		3-2 SH2-3 HR 1B	4-2 WP BB		3-1 1B	2-3 K		2	1	1	0	1	0	0
Ben Davis, S OBP: 0.380, SLG: 0.420 (7, 2)								1-2 2-3		2	0	1	0	0	1	2

Inning Stats	R: 1	H: 3	E: 0	K: 1	S: 17	LOB: 3	BB: 1	P: 30	R: 0	H: 0	E: 0	K: 1	S: 8	LOB: 0	BB: 0	P: 13	R: 2	H: 3	E: 1	K: 0	S: 11	LOB: 1	BB: 1	P: 18	R: 3	H: 4	E: 0	K: 0	S: 18	LOB: 2	BB: 1	P: 30	R: 0	H: 0	E: 0	K: 0	S: 13	LOB: 1	BB: 1	P: 22	R: 3	H: 3	E: 0	K: 0	S: 14	LOB: 0	BB: 0	P: 22	R: 0	H: 1	E: 0	K: 2	S: 10	LOB: 1	BB: 0	P: 15	R: 2	H: 1	E: 0	K: 2	S: 16	LOB: 2	BB: 3	P: 36
--------------	------	------	------	------	-------	--------	-------	-------	------	------	------	------	------	--------	-------	-------	------	------	------	------	-------	--------	-------	-------	------	------	------	------	-------	--------	-------	-------	------	------	------	------	-------	--------	-------	-------	------	------	------	------	-------	--------	-------	-------	------	------	------	------	-------	--------	-------	-------	------	------	------	------	-------	--------	-------	-------

PITCHER	IP	WLS	BF	H	R	ER	SO	BB	IBB	HBP	BLK	WP	HR	S	P	ERA	WHIP
Aaron Sele, R (1, 1) ERA: 3.49	4.0		24	10	6	6	2	3	0	0	0	0	1	54	91	13.50	3.250
Ryan Franklin, R (5, 1) ERA: 2.98	2.0		10	3	3	3	0	1	0	0	0	1	2	27	44	13.50	2.000
Jeff Nelson, R (7, 1) ERA: 2.43	1.2	L	10	2	2	2	3	3	0	0	0	0	1	22	45	10.80	3.000
Kazuhiro Sasaki, R (8, 1) ERA: 2.87	0.1		1	0	0	0	1	0	0	0	0	1	0	4	6	0.00	0.000


**BOTTOM**

**Seattle Mariners @ San Diego Padres**  
Qualcomm Stadium, San Diego, CA

Sun Jun 17 2001, 5:00 PM EDT  
Att: 36,027 - Sunny - 79 F

AB	37
R	11
H	15
RBI	11
BB	7
SO	6
LOB	18

livebaseballscores.com



WP	HR	S	P	ERA	WHIP
2	1	1	45		



Batter	1	2	3	4	5	6	7	8	9	10	11	12	13	14	15	AB R H RBI BB SO LOB	TOP
<b>Calvin Murray, R</b> (1, 8) OBP: 0.292, SLG: 0.388 <b>Ryan Vogelsong, R</b> (13, 1) OBP: 0.250, SLG: 0.500	 2-3 ①		 2-2 ①	 1-2 ③			 1-1 ②	 1-0 ③			 3-2 ②		 1-3 ③		 0-3 ③ 1-2 2-3	7 1 2 0 0 2 4 1 0 0 0 0 1 2	
<b>Rich Aurilia, R</b> (1, 6) OBP: 0.390, SLG: 0.577	 2-0 ②		 4-2 ①		 1-3 ①		 0-0 ②		 1-3 ①		 0-0 ③		 2-2 ①		 FC4-6-2	6 0 1 0 1 2 1	
<b>Barry Bonds, L</b> (1, 7) OBP: 0.491, SLG: 0.918	 1-0 ①		 1-1 ①		 2-1 ②		 4-0 ③		 2-1 ②			 4-2 ①		 FC4-6-2	5 1 3 1 2 0 2		
<b>Felipe Crespo, S</b> (1, 4) OBP: 0.371, SLG: 0.486 <b>Tim Worrell, R</b> (7, 1) <b>Aaron Fultz, L</b> (8, 1) <b>Eric Davis, R</b> (9, PH) <b>Robb Nen, R</b> (9, 1) <b>Jeff Kent, R</b> (10, 4) OBP: 0.335, SLG: 0.476	 4-0 ①		 0-3 ②		 1-3 ②		 0-0 ③		 1-2 ③			 2-3 ①		 2-0 ② ①	3 0 0 0 0 1 2 4 0 0 0 0 0 0 0 0 0 0 0 0 0 0 0 0 1 0 0 0 0 0 0 0 0 0 0 0 0 0 0 0 2 0 0 0 0 0 1 3		
<b>Armando Rios, L</b> (1, 9) OBP: 0.310, SLG: 0.461	 1-3 ③		 1-2 3-H		 0-0 ③		 1-1 ①		 1-3 ①		 0-0 ②		 1-3 ③		 1-3	7 1 2 2 0 3 4	
<b>Benito Santiago, R</b> (1, 2) OBP: 0.361, SLG: 0.413		 3-3 ①	 0-3 ③			 1-3 ①		 1-0 ③		 4-2 ②		 0-1 ③			 2-3 ①	6 0 1 0 1 4 3	
<b>J.T. Snow, L</b> (1, 3) OBP: 0.348, SLG: 0.329 <b>Edwards Guzman, L</b> (15, PR) OBP: 0.200, SLG: 0.375 (15, 3)		 3-2 ②		 4-2 ①		 3-3 ②		 3-3 ③		 2-3 ②			 4-0		 4-0	4 0 0 0 3 3 2 0 0 0 0 0 0 0	
<b>Ramon Martinez, R</b> (1, 5) OBP: 0.336, SLG: 0.333 <b>Felix Rodriguez, R</b> (10, 1) <b>Alan Embree, L</b> (12, 1) <b>Kirk Rueter, L</b> (13, PH) <b>Shawon Dunston, R</b> (13, 8) OBP: 0.279, SLG: 0.143 OBP: 0.288, SLG: 0.480		 0-1 ①		 1-1 ①		 2-3 ③		 0-0 ①		 0-0 ③		 0-0 ①		 0-3 ②	5 0 2 0 0 1 2 0 0 0 0 0 0 0 1 0 0 0 0 0 1 1 0 0 0 0 0 1		
<b>Russ Ortiz, R</b> (1, 1) OBP: 0.200, SLG: 0.214 <b>Marvin Benard, L</b> (7, PH) OBP: 0.266, SLG: 0.303 <b>Pedro Feliz, R</b> (7, 5) OBP: 0.237, SLG: 0.291		 0-2 ③		 0-1 ②			 2-0 ①		 4-0 ①		 1-2 ①		 2-2 ②		 1-1 ①	1 0 0 0 0 0 1 1 0 0 0 0 0 0 3 0 1 0 1 0 1	
<b>Inning Stats</b>	R: 0 H: 1 E: 0 LOB: 2 K: 2 BB: 1 S: 11 P: 21	R: 0 H: 1 E: 0 LOB: 1 K: 1 BB: 0 S: 12 P: 18	R: 1 H: 2 E: 0 LOB: 2 K: 2 BB: 1 S: 15 P: 21	R: 0 H: 0 E: 0 LOB: 1 K: 0 BB: 1 S: 10 P: 16	R: 1 H: 1 E: 0 LOB: 0 K: 2 BB: 0 S: 10 P: 14	R: 0 H: 0 E: 0 LOB: 0 K: 3 BB: 0 S: 11 P: 17	R: 0 H: 1 E: 0 LOB: 2 K: 0 BB: 1 S: 5 P: 12	R: 1 H: 3 E: 0 LOB: 2 K: 1 BB: 1 S: 8 P: 18	R: 0 H: 0 E: 0 LOB: 0 K: 2 BB: 0 S: 9 P: 16	R: 0 H: 0 E: 0 LOB: 1 K: 2 BB: 1 S: 9 P: 16	R: 0 H: 0 E: 0 LOB: 0 K: 0 BB: 0 S: 7 P: 11	R: 0 H: 0 E: 0 LOB: 1 K: 1 BB: 1 S: 9 P: 15	R: 0 H: 0 E: 0 LOB: 1 K: 1 BB: 0 S: 10 P: 18	R: 0 H: 1 E: 0 LOB: 3 K: 3 BB: 1 S: 12 P: 19	1B: 9 SF: 0 2B: 2 SAC: 1 3B: 0 DP: 1 HR: 2 HBP: 0	WP: 1 PA: 64 PB: 0 SB: 0 CS: 1	
<b>PITCHER</b>	IP WLS BF H R ER SO BB IBB HBP BLK WP HR S P ERA WHIP <b>Adam Eaton, R</b> (1, 1) ERA: 4.61 <b>Jose Nunez, L</b> (8, 1) ERA: 8.74 <b>David Lee, R</b> (8, 1) ERA: 3.52 <b>Trevor Hoffman, R</b> (10, 1) ERA: 3.58 <b>Tom Davey, R</b> (12, 1) ERA: 3.1	IP WLS BF H R ER SO BB IBB HBP BLK WP HR S P ERA WHIP <b>Brian Lawrence, R</b> (14, 1) ERA: 5.4 <b>Jay Witasick, R</b> (14, 1) ERA: 1.95	IP WLS BF H R ER SO BB IBB HBP BLK WP HR S P ERA WHIP 0.0 0.0 2 2 0 0 0 0 0 0 0 0 6 11 ∞ ∞ 2.0 W 7 1 0 0 4 1 0 0 0 1 0 16 26 0.00 1.000														


San Francisco Giants @ San Diego Padres  
 Qualcomm Stadium, San Diego, CA  
 Tue Jun 19 2001, 10:05 PM EDT  
 Att: 23,033 - Sunny - 74 F

livebaseballscorecards.com

AB 54  
 R 3  
 H 12  
 RBI 3  
 BB 9  
 SO 20  
 LOB 31





Batter	1	2	3	4	5	6	7	8	9	10	11	12	13	14	15	AB	R	H	RBI	BB	SO	LOB	BOTTOM							
<b>Cesar Crespo, S</b> OBP: 0.317, SLG: 0.291	1-2 G6-3		0-1 G1-6-3		4-2 BB		0-0 1B		4-0 S 1B BB			1-3 K		3-1 F8		5	1	1	0	2	1	2	<b>San Francisco Giants @ San Diego Padres</b> <b>Qualcomm Stadium, San Diego, CA</b> Tue Jun 19 2001, 10:05 PM EDT Att. 23,033 - Sunny - 74 F  <b>AB 54</b> <b>R 4</b> <b>H 10</b> <b>RBI 3</b> <b>BB 8</b> <b>SO 20</b> <b>LOB 29</b>  							
<b>Mark Kotsay, L</b> OBP: 0.365, SLG: 0.418	2-1 G5-3		4-2 BB		4-2 BB		2-2 2B		3-2 1B			2-3 K		3-3 K		5	0	2	2	2	2	1								
<b>Ryan Klesko, L</b> OBP: 0.402, SLG: 0.574	2-3 K		0-0 F8		1-2 G4-3		0-0 L4		0-1 F8			0-3 K				7	0	1	0	0	2	7								
<b>Phil Nevin, R</b> OBP: 0.399, SLG: 0.615		3-3 K		2-2 F9		3-2 F8		1-3 K		0-3 K			1-1 G4-3		1-1 FC5-4	7	1	0	0	0	3	2								
<b>Mike Darr, L</b> OBP: 0.399, SLG: 0.360		0-0 S 1B		1-3 K		2-2 FC5-4 1B		2-3 K		3-3 K			0-0 1B		4-1 E WP 1-2 BB	6	0	3	0	1	3	1								
<b>Bubba Trammell, R</b> OBP: 0.324, SLG: 0.467		3-2 F8		1-1 G5-3		1-2 FC5-4 1-2 1B		2-1 F9		1-2 G6-3			1-0 F9		2-3 K	6	0	0	0	0	0	3								
<b>Brian Lawrence, R</b> (14, 1)																0	0	0	0	0	0	0								
<b>Jay Witasick, R</b> (14, 1)																0	0	0	0	0	0	0								
<b>Kevin Jarvis, L</b> OBP: 0.310, SLG: 0.407																1	0	0	0	0	1	2								
<b>Ben Davis, S</b> OBP: 0.377, SLG: 0.413		4-2 1-2 BB				0-2 BB BB 1B		2-3 K		0-3 K			0-1 P5		2-3 K	6	0	1	0	1	4	4								
<b>Santiago Perez, S</b> OBP: 0.311, SLG: 0.208		2-3 K				3-1 F7		1-1 F8		0-2 2B 1B				4-2 FC1-6 BB	5	1	1	0	0	2	3									
<b>Tom Davey, R</b> (12, 1)																0	0	0	0	0	0	0								
<b>Mike Colangelo, R</b> OBP: 0.343, SLG: 0.443																1	0	0	0	1	0	2								
<b>Adam Eaton, R</b> ERA: 3.86				4-1 G1-6-3 BB		0-3 K		2-3 K		0-0 S 1B 2B				1-2 FC1-6	1	0	0	0	0	1	1									
<b>Rick Wilson, R</b> ERA: 3.86																0	0	0	0	0	0									
<b>Jose Nunez, L</b> ERA: 3.86																0	0	0	0	0	0									
<b>Davey Lee, R</b> ERA: 3.86																0	0	0	0	0	0									
<b>Dave Magadan, L</b> ERA: 3.86																0	0	0	0	0	0									
<b>Rickey Henderson, R</b> ERA: 3.86																0	0	0	0	0	0									
<b>Trevor Hoffman, R</b> ERA: 3.86																0	0	0	0	0	0									
<b>Chris Gomez, R</b> ERA: 3.86																0	0	0	0	0	0									
<b>Inning Stats</b>	R: 0 E: 0 K: 1 S: 8	H: 0 LOB: 0 BB: 0 P: 13	R: 0 E: 0 K: 2 S: 12	H: 1 LOB: 2 BB: 1 P: 24	R: 0 E: 0 K: 0 S: 6	H: 0 LOB: 1 BB: 2 P: 14	R: 0 E: 0 K: 1 S: 8	H: 0 LOB: 0 BB: 0 P: 12	R: 0 E: 0 K: 1 S: 16	H: 1 LOB: 3 BB: 2 P: 28	R: 0 E: 0 K: 1 S: 14	H: 1 LOB: 1 BB: 0 P: 22	R: 0 E: 0 K: 1 S: 6	H: 1 LOB: 1 BB: 0 P: 9	R: 0 E: 0 K: 2 S: 10	H: 1 LOB: 1 BB: 0 P: 15	R: 0 E: 0 K: 2 S: 9	H: 0 LOB: 0 BB: 0 P: 13	R: 0 E: 0 K: 2 S: 9	H: 0 LOB: 0 BB: 0 P: 14	R: 0 E: 0 K: 3 S: 10	H: 0 LOB: 0 BB: 0 P: 13	R: 0 E: 0 K: 3 S: 12	H: 1 LOB: 1 BB: 0 P: 23	R: 1 E: 1 K: 2 S: 17	H: 1 LOB: 3 BB: 1 P: 27	1B: 8 2B: 2 3B: 0 HR: 0	SF: 0 SAC: 0 DP: 1 HBP: 0	WP: 1 PB: 0 SB: 4 CS: 0	PA: 62
<b>PITCHER</b>	IP	WLS	BF	H	R	ER	SO	BB	IBB	HBP	BLK	WP	HR	S	P	ERA	WHIP													
<b>Russ Ortiz, R</b> ERA: 3.42	6.0		25	3	0	0	6	5	0	0	0	0	0	0	113	0.00	1.333													
<b>Tim Worrell, R</b> ERA: 3.82	7.1	H	3	1	0	0	1	0	0	0	0	0	0	6	9	0.00	1.000													
<b>Aaron Fultz, L</b> ERA: 3.86	8.1	H	4	1	0	0	2	0	0	0	0	0	0	10	15	0.00	1.000													
<b>Robb Nen, R</b> ERA: 4.01	9.1	B	7	3	3	3	1	1	0	0	0	0	0	14	23	27.00	4.000													
<b>Felix Rodriguez, R</b> ERA: 1.32	10.1		6	0	0	0	4	0	0	0	0	0	0	18	27	0.00	0.000													
<b>PITCHER</b>	IP	WLS	BF	H	R	ER	SO	BB	IBB	HBP	BLK	WP	HR	S	P	ERA	WHIP													
<b>Alan Embree, L</b> ERA: 10.7	12.1		3	0	0	0	3	0	0	0	0	0	0	10	13	0.00	0.000													
<b>Ryan Vogelsong, R</b> ERA: 3.68	13.1	L	14	2	1	0	3	2	0	0	0	1	0	35	58	0.00	1.500													









Batter	1	2	3	4	5	6	7	8	9	AB R H RBI BB SO LOB	TOP																
<b>Cesar Crespo, S</b> OBP: 0.308, SLG: 0.279 (1, 4)	2-2 G6-3 1B		1-1 G4-3 1B 2B		2-3 K	3-3 K		0-0 E4 1-3	3-2 1B	6 1 2 2 0 2 3																	
<b>Mark Kotsay, L</b> OBP: 0.362, SLG: 0.412 (1, 8)	2-2 G1-3 1B		1-0 G4-3		2-3 K		2-1 F7	1-1 G4-3	1-1 F8	6 0 1 0 0 1 5																	
<b>Ryan Klesko, L</b> OBP: 0.408, SLG: 0.565 (1, 3)	3-2 G1-3 1-2		0-0 1B		4-1 E BB		2-3 K		4-1 2B 1B BB	3 2 1 1 2 1 1																	
<b>Phil Nevin, R</b> OBP: 0.409, SLG: 0.621 (1, 5)	2-2 F9		3-H 2-2 G4-3		1-0 E9 1-H 2-H 2B		2-2 BB 1B		1-1 1B 2B	5 1 3 2 0 0 1																	
<b>Mike Darr, L</b> OBP: 0.410, SLG: 0.373 (1, 9)			1-1 G4-3		0-3 K BB		4-2 BB		4-0 BB 1B IBB	2 1 0 0 3 1 0																	
<b>Bubba Trammell, R</b> OBP: 0.323, SLG: 0.459 (1, 7)			2-0 F8		0-2 1B		3-1 G1-3		3-2 P6	4 0 1 0 0 0 4																	
<b>Jay Witasick, R</b> (7, 1)										0 0 0 0 0 0 0																	
<b>Dave Magadan, L</b> OBP: 0.371, SLG: 0.364 (9, PH)										1 0 0 0 0 0 3																	
<b>Tom Davey, R</b> (9, 1)										0 0 0 0 0 0 0																	
<b>Trevor Hoffman, R</b> (9, 1)										0 0 0 0 0 0 0																	
<b>Rick Wilkins, L</b> OBP: 0.200, SLG: 0.214 (1, 2)			4-0 3B BB		0-3 K		2-3 K		0-0 G6-3	2-0 SF9 BB 1B	4 2 1 2 1 2 1																
<b>Damian Jackson, R</b> OBP: 0.340, SLG: 0.366 (1, 6)			3-2 1-H 3B		2-1 F8		3-3 K		3-3 K	4-2 S 1B BB	4 1 1 1 1 2 1																
<b>Woody Williams, R</b> OBP: 0.209, SLG: 0.225 (1, 1)			2-3 K		1-2 E BB 1B		1-1 1B		4-2 E BB	0-2 SF9	3 1 2 0 0 1 1																
<b>Santiago Perez, S</b> OBP: 0.313, SLG: 0.210 (7, 7)									2-3 3-H	0 0 0 1 1 0 0																	
<b>Inning Stats</b>	R: 0 E: 0 K: 0 S: 15 H: 1 LOB: 1 BB: 0 P: 24	R: 1 E: 0 K: 1 S: 12 H: 1 LOB: 1 BB: 1 P: 24	R: 1 E: 0 K: 0 S: 8 H: 2 LOB: 0 BB: 0 P: 12	R: 0 E: 0 K: 2 S: 11 H: 1 LOB: 1 BB: 0 P: 13	R: 2 E: 1 K: 2 S: 16 H: 2 LOB: 2 BB: 2 P: 31	R: 0 E: 0 K: 3 S: 12 H: 1 LOB: 1 BB: 0 P: 21	R: 0 E: 0 K: 1 S: 14 H: 1 LOB: 2 BB: 1 P: 27	R: 0 E: 1 K: 1 S: 9 H: 0 LOB: 2 BB: 1 P: 17	R: 5 E: 0 K: 0 S: 17 H: 3 LOB: 1 BB: 3 P: 39	1B: 8 2B: 3 3B: 1 HR: 0 SF: 1 SAC: 0 DP: 0 HBP: 0	WP: 0 PB: 0 SB: 1 CS: 0 PA: 47																
<b>PITCHER</b>	IP WLS BF H R ER SO BB IBB HBP BLK WP HR S P ERA WHIP											<b>PITCHER</b>	IP WLS BF H R ER SO BB IBB HBP BLK WP HR S P ERA WHIP														
<b>Terry Adams, R</b> ERA: 5.33 (1, 1)	5.0		24	7	4	4	5	3	0	0	0	0	0	62	104	7.20	2.000										
<b>Giovanni Carrara, R</b> ERA: 1.69 (6, 1)	1.0		4	1	0	0	3	0	0	0	0	0	0	12	21	0.00	1.000										
<b>Jeff Williams, L</b> ERA: 1.69 (7, 1)	0.2		4	1	0	0	1	1	0	0	0	0	0	12	22	0.00	3.000										
<b>Matt Herges, R</b> ERA: 3.38 (7, 1)	1.2	L	11	2	4	4	1	2	1	0	0	0	0	18	43	21.60	2.400										
<b>Gregg Olson, R</b> ERA: 8.03 (9, 1)	0.2		4	1	1	1	0	1	0	0	0	0	0	10	18	13.50	3.000										

**San Diego Padres @ Los Angeles Dodgers**  
**Dodger Stadium, Los Angeles, CA**  
 Fri Jun 22 2001, 7:10 PM PDT  
 Att. 35,169 - Sunny - 79 F

<b>AB</b>	<b>38</b>
<b>R</b>	<b>9</b>
<b>H</b>	<b>12</b>
<b>RBI</b>	<b>9</b>
<b>BB</b>	<b>8</b>
<b>SO</b>	<b>10</b>
<b>LOB</b>	<b>20</b>



<b>WP</b>	<b>0</b>
<b>PB</b>	<b>0</b>
<b>SB</b>	<b>1</b>
<b>CS</b>	<b>0</b>

Batter	1	2	3	4	5	6	7	8	9	AB R H RBI BB SO LOB
<b>Paul Lo Duca, R</b> OBP: 0.384, SLG: 0.573 (1, 2)	1-0 G5-3		2-3 K		0-0 HR		2-2 1B		0-2 1B	5 2 3 1 0 1 0
<b>Hiram Bocachica, R</b> OBP: 0.309, SLG: 0.422 (1, 4)	3-2 F3			1-1 1B	2-2 F7		2-1 F8		0-3 K	5 1 1 0 0 1 3
<b>Shawn Green, L</b> OBP: 0.357, SLG: 0.538 (1, 9)	2-2 G4-3			0-0 F9	0-0 F7		3-2 1B		1-0 1B	5 0 2 0 0 0 1
<b>Gary Sheffield, R</b> OBP: 0.412, SLG: 0.516 (1, 7)		3-2 G6-3		4-0 1B		0-0 SH	2-2 G1-4-3		1-3 K	4 1 1 0 1 1 5
<b>Eric Karros, R</b> OBP: 0.306, SLG: 0.411 (1, 3)		0-0 F2		1-1 P4		0-1 FC5-2		1-0 F2	2-2 1B	5 0 2 2 0 0 2
<b>Adrián Beltré, R</b> OBP: 0.281, SLG: 0.388 (1, 5)		1-2 G5-3		4-2 1B		1-0 SH		0-1 1B	0-2 P5	3 0 1 0 1 0 2
<b>Marquis Grissom, R</b> OBP: 0.269, SLG: 0.528 (1, 8)			3-2 SH4-3	1-2 1B		1-0 FC5-2		1-3 K		4 1 2 2 0 1 4
<b>Alex Cora, L</b> OBP: 0.278, SLG: 0.356 (1, 6)			1-1 SH4-3	2-2 G4-3		0-3 K		2-0 F8		3 0 0 0 0 1 6
<b>Gregg Olson, R</b> (9, 1)			2-3 SH4-3							0 0 0 0 0 0 0
<b>Terry Adams, R</b> (1, 1)			1-1 SF9		1-2 G3				0-1 1B	0 0 0 1 0 0 0
<b>Chris Donnels, L</b> OBP: 0.273, SLG: 0.239 (5, PH)										1 0 0 0 0 0 0
<b>Giovanni Carrara, R</b> OBP: 0.500, SLG: 0.500 (6, 1)										0 0 0 0 0 0 0
<b>Dave Hansen, L</b> OBP: 0.412, SLG: 0.360 (6, PH)										1 0 0 0 0 1 3
<b>Jeff Williams, R</b> (7, 1)										0 0 0 0 0 0 0
<b>Matt Herges, L</b> OBP: 0.250, SLG: 0.250 (7, 1)										0 0 0 0 0 0 0
<b>Jeff Branson, L</b> OBP: 0.500, SLG: 0.500 (9, 8)										1 1 1 0 0 0 0

Inning Stats	R: 0	H: 0	E: 0	K: 0	S: 7	R: 0	H: 0	E: 0	K: 0	S: 7	R: 1	H: 1	E: 0	K: 1	S: 15	R: 2	H: 2	E: 0	K: 0	S: 13	R: 1	H: 1	E: 0	K: 0	S: 9	R: 0	H: 2	E: 1	K: 2	S: 12	R: 0	H: 2	E: 0	K: 0	S: 12	R: 0	H: 2	E: 0	K: 0	S: 12	R: 0	H: 1	E: 0	K: 1	S: 7	R: 2	H: 4	E: 0	K: 2	S: 19	1B: 11	SF: 1	2B: 1	SAC: 2	3B: 0	DP: 1	HR: 1	HBP: 0	WP: 0	PA: 42
--------------	------	------	------	------	------	------	------	------	------	------	------	------	------	------	-------	------	------	------	------	-------	------	------	------	------	------	------	------	------	------	-------	------	------	------	------	-------	------	------	------	------	-------	------	------	------	------	------	------	------	------	------	-------	--------	-------	-------	--------	-------	-------	-------	--------	-------	--------

PITCHER	IP	WLS	BF	H	R	ER	SO	BB	IBB	HBP	BLK	WP	HR	S	P	ERA	WHIP
<b>Woody Williams, R</b> ERA: 4.73 (1, 1)	6.1		30	8	4	4	3	1	1	0	0	0	1	71	115	5.68	1.421
<b>Jay Witasick, R</b> ERA: 1.86 (7, 1)	1.2	W	5	1	0	0	1	0	0	0	0	0	0	11	17	0.00	0.600
<b>Tom Davey, R</b> ERA: 3.56 (9, 1)	0.1		4	3	2	2	1	0	0	0	0	0	0	9	10	54.00	9.000
<b>Trevor Hoffman, R</b> ERA: 3.49 (9, 1)	0.2	S	3	1	0	0	1	0	0	0	0	0	0	10	13	0.00	1.500

**BOTTOM**

**San Diego Padres @ Los Angeles Dodgers**  
Dodger Stadium, Los Angeles, CA

livebaseballscores.com

<b>AB</b>	<b>37</b>
<b>R</b>	<b>6</b>
<b>H</b>	<b>13</b>
<b>RBI</b>	<b>6</b>
<b>BB</b>	<b>2</b>
<b>SO</b>	<b>6</b>
<b>LOB</b>	<b>26</b>



Fri Jun 22 2001, 7:10 PM PDT  
Att: 35,169 - Sunny - 79 F



Batter	1	2	3	4	5	6	7	8	9	AB R H RBI BB SO LOB	TOP									
Rickey Henderson, R OBP: 0.341, SLG: 0.344 (1, 7)	3-1 2B 2B		3-2 F9	3-2 P4			0-3 K		2-2 G1-3	5 1 1 0 0 1 3										
Mark Kotsay, L OBP: 0.355, SLG: 0.404 (1, 8)	1-2 F5		1-0 F2		0-1 G4-3			2-1 G3-1	0-2 SF8	4 0 0 1 0 0 1										
Ryan Klesko, L OBP: 0.411, SLG: 0.579 (1, 3)	2-1 2B 2-H		4-1 BB		1-2 G6-3			0-0 HR	3-H 3-2 F7	4 1 2 2 1 0 1										
Phil Nevin, R OBP: 0.406, SLG: 0.614 (1, 5)	1-1 L4		2-1 F7		2-0 G5-3			4-2 FC5-4 BB		3 0 0 0 1 0 2										
Mike Darr, L OBP: 0.401, SLG: 0.364 (1, 9)	1-3 K			2-2 E7 2B		1-3 K		2-2 FC5-4 BB 1-2f		4 2 0 0 0 2 2										
Ben Davis, S OBP: 0.389, SLG: 0.416 (1, 2)		0-1 F8		0-2 2B 2B 2-H		4-1 BB G3-6-3		4-1 BB E 1B		2 1 1 1 2 0 0										
Cesar Crespo, S OBP: 0.305, SLG: 0.278 (1, 4)		0-0 F6		0-1 F9		2-1 BB G3-6-3 1-2f		1-1 BB E8 1B 1-H 2-H		4 0 1 1 0 0 2 0 0 0 0 0 0 0										
Rudy Seanez, R (8, 1)																				
Damian Jackson, R OBP: 0.337, SLG: 0.363 (1, 6)		0-2 1B		1-3 K			0-0 G3		1-1 E4 SF8	4 1 1 0 0 1 1										
Brian Lawrence, R OBP: 0.333, SLG: 0.667 (1, 1)		0-3 K		0-0 2B			1-3 K		1-2 E5 1B	3 0 1 1 0 2 1 1 0 1 0 0 0 0										
Alex Arias, R OBP: 0.327, SLG: 0.373 (8, 4)																				
<b>Inning Stats</b>	R: 1 E: 0 K: 1 S: 12	H: 2 LOB: 1 BB: 0 P: 20	R: 0 E: 0 K: 1 S: 9	H: 1 LOB: 1 BB: 0 P: 9	R: 0 E: 0 K: 0 S: 8	H: 0 LOB: 1 BB: 1 P: 18	R: 2 E: 1 K: 1 S: 18	H: 2 LOB: 1 BB: 0 P: 24	R: 0 E: 0 K: 0 S: 6	H: 0 LOB: 0 BB: 1 P: 13	R: 0 E: 0 K: 2 S: 7	H: 0 LOB: 0 BB: 0 P: 8	R: 2 E: 1 K: 0 S: 11	H: 2 LOB: 1 BB: 2 P: 24	R: 1 E: 2 K: 0 S: 15	H: 1 LOB: 1 BB: 0 P: 22	1B: 3 2B: 4 3B: 0 HR: 1	SF: 1 SAC: 0 DP: 1 HBP: 0	WP: 0 PB: 0 SB: 0 CS: 0	PA: 39
<b>PITCHER</b>	IP WLS BF H R ER SO BB IBB HBP BLK WP HR S P ERA WHIP																			
Luke Prokopec, R ERA: 4.08 (1, 1)	7.0 L 28 5 3 1 6 2 0 0 0 0 0 0 66 101 1.29 1.000																			
Jeff Williams, L ERA: 4.26 (8, 1)	1.0 6 2 2 2 0 2 0 0 0 0 0 1 11 24 18.00 4.000																			
Al Reyes, R ERA: (9, 1)	1.0 5 1 1 0 0 0 0 0 0 0 0 0 15 22 0.00 1.000																			

San Diego Padres @ Los Angeles Dodgers  
 Dodger Stadium, Los Angeles, CA  
 Sat Jun 23 2001, 7:10 PM PDT  
 Att. 45,130 - Sunny - 73 F

AB	34
R	6
H	8
RBI	6
BB	4
SO	6
LOB	13



Batter	1	2	3	4	5	6	7	8	9	AB	R	H	RBI	BB	SO	LOB
Tom Goodwin, L (1, 8) OBP: 0.306, SLG: 0.365	1-1 G1-3		1-0 G4-3		0-0 G3			1-2 S 1B		4	0	1	0	0	0	1
Hiram Bocachica, R (1, 4) OBP: 0.307, SLG: 0.415	2-3 K		1-0 G6-3			2-0 G2-3 1B		2-3 K 1-2		4	0	1	0	0	2	1
Dave Hansen, L (1, 3) OBP: 0.396, SLG: 0.342	3-3 K				1-3 K		3-1 G2-3 1-2	0-1 F7		4	0	0	0	0	2	2
Gary Sheffield, R (1, 7) OBP: 0.413, SLG: 0.513		4-2 S 2B BB		1-0 F8		0-2 G1-3		1-1 1B		3	1	1	0	1	0	1
Shawn Green, L (1, 9) OBP: 0.356, SLG: 0.545		2-2 G1-3 1-2		1-0 HR		3-3 K		3-1 F8		4	1	1	1	0	1	3
Paul Lo Duca, R (1, 2) OBP: 0.381, SLG: 0.571		0-0 2-H 2B		2-1 G6-3			0-1 G1-3	2-2 F8		4	0	1	1	0	0	1
Adrián Beltré, R (1, 5) OBP: 0.273, SLG: 0.377		2-1 G5-3		1-0 F8		0-1 G6-3		3-2 G1-3		4	0	0	0	0	0	2
Alex Cora, L (1, 6) OBP: 0.274, SLG: 0.350		1-1 G3		0-3 K		0-1 F9		0-3 K		3	0	0	0	0	1	1
Luke Prokopec, L (1, 1) OBP: 0.167, SLG: 0.208			1-3 K		0-0 E1			0-3 K		2	0	0	0	0	1	0
Jeff Williams, R (8, 1)										0	0	0	0	0	0	0
Chris Donnels, L (8, PH) OBP: 0.269, SLG: 0.235										1	0	0	0	0	1	0
Al Reyes, R (9, 1)										0	0	0	0	0	0	0

Inning Stats	R: 0	H: 0	E: 0	K: 2	S: 9	R: 1	H: 1	E: 0	K: 0	S: 11	R: 0	H: 0	E: 0	K: 1	S: 8	R: 1	H: 1	E: 0	K: 1	S: 7	R: 0	H: 0	E: 1	K: 1	S: 7	R: 0	H: 1	E: 0	K: 0	S: 9	R: 0	H: 0	E: 0	K: 0	S: 6	R: 0	H: 1	E: 0	K: 2	S: 12	R: 0	H: 1	E: 0	K: 0	S: 11	1B: 3	SF: 0	2B: 1	SAC: 0	3B: 0	DP: 0	HR: 1	HBP: 0	WP: 0	PA: 34	
	0	0	0	2	9	1	1	0	0	11	0	0	1	1	8	1	1	0	1	7	0	0	1	0	0	0	0	0	1	1	0	0	9	0	0	0	0	6	0	1	0	0	11	3	0	1	0	0	1	0	0	0	0	0	0	34

PITCHER	IP	WLS	BF	H	R	ER	SO	BB	IBB	HBP	BLK	WP	HR	S	P	ERA	WHIP
Brian Lawrence, R (1, 1) ERA: 4.43	7.1	W	28	4	2	2	7	1	0	0	0	0	1	63	96	2.46	0.682
Rudy Seanez, R (8, 1) ERA:	1.2	S	6	1	0	0	1	0	0	0	0	0	0	17	28	0.00	0.600

BOTTOM

San Diego Padres @ Los Angeles Dodgers  
 Dodger Stadium, Los Angeles, CA  
 Sat Jun 23 2001, 7:10 PM PDT  
 Att. 45,130 - Sunny - 73 F

livebaseballscorecards.com

AB	33
R	2
H	5
RBI	2
BB	1
SO	8
LOB	12





Batter	1	2	3	4	5	6	7	8	9	AB R H RBI BB SO LOB	TOP												
<b>Cesar Crespo, S</b> OBP: 0.322, SLG: 0.280 (1, 4)	4-1 F8 S BB		1-3 K			4-2 1B BB	2-2 F8		0-0 HR 1B	3 2 1 0 2 1 1	<b>San Diego Padres @ Los Angeles Dodgers</b> Dodger Stadium, Los Angeles, CA Sun Jun 24 2001, 1:10 PM PDT Att. 37,136 - Sunny - 78 F <a href="http://livebaseballscorecards.com">livebaseballscorecards.com</a>												
<b>Mark Kotsay, L</b> OBP: 0.351, SLG: 0.399 (1, 8)	1-3 K			1-1 G3		2-0 F7	2-2 1B 2-H 1B	0-3 K	5 0 1 1 0 2 3														
<b>Ryan Klesko, L</b> OBP: 0.411, SLG: 0.576 (1, 3)	1-0 F8			1-3 K		1-0 1B 1B	1-1 S 1B	1-0 F9	5 1 2 0 0 1 2														
<b>Phil Nevin, R</b> OBP: 0.410, SLG: 0.624 (1, 5)	1-1 G6-3			0-2 F9		1-1 1B BB 1B	4-1 BB 1-2 BB	0-0 HR 1-H	4 2 2 3 1 0 1														
<b>Mike Darr, L</b> OBP: 0.401, SLG: 0.361 (1, 9)			0-3 K		2-2 WP 1B	4-1 1B BB	2-1 G4-3	0-3 K	4 0 1 0 1 2 3														
<b>Bubba Trammell, R</b> OBP: 0.326, SLG: 0.457 (1, 7)			4-2 CS BB		2-0 G6-3	2-2 1B	3-2 G5-3		3 0 1 2 1 0 1														
<b>Ben Davis, S</b> OBP: 0.387, SLG: 0.410 (1, 2)			3-3 K		4-0 G1-6-3 BB	0-1 F7	0-1 G3		3 0 0 0 1 1 3														
<b>Damian Jackson, R</b> OBP: 0.341, SLG: 0.373 (1, 6)			1-3 K		1-2 G1-6-3		0-0 SH1-3 1B	3-1 2B	4 1 2 0 0 1 2														
<b>Adam Eaton, R</b> OBP: 0.216, SLG: 0.152 (1, 1)			0-0 G5-3		1-0 F3	0-0 SH1-3	1-3 K		3 0 0 0 0 1 1														
<b>Inning Stats</b>	R: 0 E: 0 K: 1 S: 7	H: 0 LOB: 1 BB: 1 P: 14	R: 0 E: 0 K: 2 S: 9	H: 0 LOB: 1 BB: 1 P: 16	R: 0 E: 0 K: 2 S: 9	H: 0 LOB: 0 BB: 0 P: 11	R: 0 E: 0 K: 1 S: 8	H: 0 LOB: 0 BB: 0 P: 10	R: 0 E: 0 K: 0 S: 7	H: 1 LOB: 1 BB: 1 P: 16	R: 3 E: 0 K: 0 S: 13	H: 3 LOB: 2 BB: 2 P: 28	R: 1 E: 0 K: 0 S: 13	H: 3 LOB: 3 BB: 1 P: 24	R: 0 E: 0 K: 1 S: 15	H: 1 LOB: 1 BB: 0 P: 22	R: 2 E: 0 K: 2 S: 10	H: 2 LOB: 0 BB: 0 P: 11	1B: 8 2B: 2 3B: 0 HR: 1	SF: 0 SAC: 1 DP: 2 HBP: 0	WP: 2 PB: 0 SB: 2 CS: 1	PA: 41	
<b>PITCHER</b>	IP WLS BF H R ER SO BB IBB HBP BLK WP HR S P ERA WHIP																						
<b>37 Darren Dreifort, R</b> ERA: 4.94 <b>Giovanni Carrara, R</b> ERA: 1.95 <b>Kevin Brown, R</b> ERA: 2.55 <b>Jeff Shaw, R</b> ERA: 3.6	(1, 1) 5.2 L 24 4 3 3 6 5 0 0 0 2 0 51 93 4.76 1.588	(6, 1) 1.0 7 3 1 1 0 1 0 0 0 0 0 13 22 9.00 4.000	(7, 1) 1.1 5 1 0 0 1 0 0 0 0 0 0 17 26 0.00 0.750	(9, 1) 1.0 5 2 2 2 2 0 0 0 0 0 1 10 11 18.00 2.000																			

AB	34
R	6
H	10
RBI	6
BB	6
SO	9
LOB	17



Batter	1	2	3	4	5	6	7	8	9	AB R H RBI BB SO LOB
Paul Lo Duca, R OBP: 0.372, SLG: 0.557 (1, 3) B F X	1-1 G5-3 ①		1-1 F1 ③		1-1 F9 ③			0-1 G6-3 ①		4 0 0 0 0 0 2
Jeff Branson, L OBP: 0.400, SLG: 0.400 (1, 4) B B F F X	2-2 G1-3 ②			0-0 P4 ①		1-1 G6-3 ①		0-1 FC1-6 BB 1B		4 0 1 0 0 0 0
Gary Sheffield, R OBP: 0.419, SLG: 0.528 (1, 7) S X	0-1 L5 ③			4-1 BB		0-0 HR		4-2 FC1-6 1-2 BB		2 1 1 1 2 0 0
Shawn Green, L OBP: 0.351, SLG: 0.537 (1, 9) B B C B X		3-1 G4-3 ①		1-2 F2 ②		0-0 G3-1 ②		1-0 FC1-6 1-2 2-3		4 0 0 0 0 0 3
Dave Hansen, L OBP: 0.404, SLG: 0.358 (1, 5) Kevin Brown, R OBP: 0.174, SLG: 0.238 (7, 1) Adrián Beltré, R OBP: 0.272, SLG: 0.374 (8, PH) Jeff Shaw, R (9, 1)		0-1 2B		1-1 L6 ③		4-1 BB		1-1 F8 ③		2 0 1 0 1 0 1 0 0 0 0 0 0 0 1 0 0 0 0 0 2 0 0 0 0 0 0 0
Marquis Grissom, R OBP: 0.263, SLG: 0.517 (1, 8) B B C B X		2-2 G1-3 ②		1-2 G5-3 ①		0-1 F9 ③		0-0 P4 ①		4 0 0 0 0 0 2
Chad Kreuter, S OBP: 0.400, SLG: 0.365 (1, 2) C B B F X		1-3 K		4-1 HBP BB		1-0 F8 ①		1-3 K ②		3 0 0 0 1 2 1
Alex Cora, L OBP: 0.276, SLG: 0.348 Jeff Reboulet, R OBP: 0.382, SLG: 0.405 (6, 6) C B B H			1-3 K ①		2-2 K ②		1-3 K ②		3-3 K ③	1 0 0 0 0 1 0 2 0 0 0 0 2 0
37 Darren Dreifort, R OBP: 0.194, SLG: 0.333 Giovanni Carrara, R OBP: 0.500, SLG: 0.500 Chris Donnels, L OBP: 0.266, SLG: 0.232 (1, 1) (6, 1) (7, 5) F S S			0-3 K ②		1-3 K ②		0-0 G4-3 ③			2 0 0 0 0 2 2 0 0 0 0 0 0 0 1 0 0 0 0 0 0

Inning Stats	R: 0	H: 0	E: 0	K: 0	S: 7	R: 0	H: 1	E: 0	K: 1	S: 10	R: 0	H: 0	E: 0	K: 2	S: 8	R: 0	H: 0	E: 0	K: 1	S: 7	R: 0	H: 0	E: 0	K: 1	S: 12	R: 1	H: 1	E: 0	K: 0	S: 7	R: 0	H: 0	E: 0	K: 1	S: 6	R: 0	H: 1	E: 0	K: 0	S: 9	R: 0	H: 0	E: 0	K: 2	S: 10	1B: 1	2B: 1	3B: 0	HR: 1	SF: 0	SAC: 0	DP: 0	HBP: 1	WP: 0	PB: 0	SB: 0	CS: 0	PA: 35
PITCHER Adam Eaton, R ERA: 4.29 (1, 1)	IP	WLS	BF	H	R	ER	SO	BB	IBB	HBP	BLK	WP	HR	S	P	ERA	WHIP																			IP	WLS	BF	H	R	ER	SO	BB	IBB	HBP	BLK	WP	HR	S	P	ERA	WHIP						


**BOTTOM**

**San Diego Padres @ Los Angeles Dodgers**  
Dodger Stadium, Los Angeles, CA

Sun Jun 24 2001, 1:10 PM PDT  
Att. 37,136 - Sunny - 78 F

livebaseballscorecards.com

**AB 30**  
**R 1**  
**H 3**  
**RBI 1**  
**BB 4**  
**SO 7**  
**LOB 13**





Batter	1	2	3	4	5	6	7	8	9	AB R H RBI BB SO LOB	TOP										
Rickey Henderson, R OBP: 0.346, SLG: 0.344 Trevor Hoffman, R	0-1 F8		4-1 BB HBP 1B BB	3-2 G6-3			1-0 1-2 1B		4-2 FC5-6 BB 2-3 BB	3 1 1 0 2 0 1 0 0 0 0 0 0 0											
Mark Kotsay, L OBP: 0.346, SLG: 0.394	1-2 F8		2-0 BB 1B HBP		2-1 G3-1		0-2 F8		2-2 SF8	3 1 0 1 0 0 2											
Ryan Klesko, L OBP: 0.411, SLG: 0.569	0-2 L8		4-1 1B BB		1-3 K		3-1 G3		3-H 4-1 FC5-6 1-2 BB	3 0 0 1 2 1 2											
Phil Nevin, R OBP: 0.410, SLG: 0.618		4-2 G3-6 BB	1-2 1B		2-3 K		1-0 P4		1-2 F7	4 0 1 2 1 1 2											
Mike Darr, L OBP: 0.396, SLG: 0.352		1-1 G3-6 1-2f	2-2 P5		1-2 G6-3		4-1 HR BB		1-2 FC5-6 1-2f 2-3	4 1 0 0 1 0 5											
Ben Davis, S OBP: 0.389, SLG: 0.430		2-1 2B	2-1 F8		3-2 G4-3		1-2 HR			4 1 2 2 0 0 2											
Damian Jackson, R OBP: 0.333, SLG: 0.364		3-2 P4		1-0 G5-3		3-1 P4		2-2 F3		4 0 0 0 0 0 1											
D'Angelo Jimenez, S OBP: 0.500, SLG: 0.333			3-2 G6-3		4-0 S BB		0-1 1B 1B		2-2 F9	3 0 1 0 1 0 0											
Kevin Jarvis, L OBP: 0.324, SLG: 0.469 Jose Nunez, L Bubba Trammell, R OBP: 0.329, SLG: 0.464			1-2 HBP BB 2B		1-3 K		1-3 K		0-0 PB SF8 2B	3 1 1 0 0 2 2 0 0 0 0 0 0 0 1 1 1 0 0 0 0											
<b>Inning Stats</b>	R: 0 E: 0 K: 0 S: 8	H: 0 LOB: 0 BB: 0 P: 9	R: 0 E: 0 K: 0 S: 13	H: 1 LOB: 1 BB: 1 P: 23	R: 3 E: 0 K: 0 S: 16	H: 2 LOB: 2 BB: 2 P: 35	R: 0 E: 0 K: 1 S: 8	H: 0 LOB: 1 BB: 1 P: 17	R: 0 E: 0 K: 2 S: 10	H: 0 LOB: 0 BB: 0 P: 15	R: 0 E: 0 K: 1 S: 14	H: 2 LOB: 2 BB: 0 P: 19	R: 2 E: 0 K: 0 S: 13	H: 1 LOB: 0 BB: 1 P: 23	R: 1 E: 0 K: 0 S: 19	H: 1 LOB: 2 BB: 2 P: 31	1B: 3 2B: 3 3B: 0 HR: 1	SF: 1 SAC: 0 DP: 1 HBP: 1	WP: 0 PB: 1 SB: 2 CS: 0	PA: 41	
<b>PITCHER</b>	IP WLS BF H R ER SO BB IBB HBP BLK WP HR S P ERA WHIP																				
Shawn Chacon, R ERA: 5.01	(1, 1) 6.0	25	3	3	3	3	4	0	1	0	0	0	63	114	4.50	1.167					
Kane Davis, R ERA: 3.72	(7, 1) 0.2	4	2	0	0	1	0	0	0	0	0	0	12	14	0.00	3.000					
Mike Myers, L ERA: 2.37	(7, 1) 0.1	1	0	0	0	0	0	0	0	0	0	0	2	5	0.00	0.000					
Gabe White, L ERA: 8.81	(8, 1) 1.0	L 5	1	2	2	0	1	0	0	0	0	1	13	23	18.00	2.000					
Ron Villone, L ERA: 6.11	(9, 1) 1.0	6	1	1	0	0	2	0	0	0	0	0	19	31	0.00	3.000					

San Diego Padres @ Colorado Rockies  
Coors Field, Denver, CO  
Mon Jun 25 2001, 7:05 PM MDT  
Att. 37,141 - Cloudy - 80 F

livebaseballscorecards.com

AB	32
R	6
H	7
RBI	6
BB	7
SO	4
LOB	17



Batter	1	2	3	4	5	6	7	8	9	AB	R	H	RBI	BB	SO	LOB
Juan Pierre, L OBP: 0.379, SLG: 0.381 (1, 8)	1-2 G4-3		1-2 L6		0-0 G4-3			4-1 L8-4 1B BB		3	0	0	0	1	0	0
Neifi Perez, S OBP: 0.355, SLG: 0.498 (1, 6)	1-2 G3		0-0 HR 1B		1-2 F9			0-1 1B		4	1	2	0	0	0	0
Larry Walker, L OBP: 0.443, SLG: 0.694 (1, 9)	2-2 1B		1-1 HR			0-0 G4-3		2-3 K		4	1	2	2	0	1	2
17 Todd Helton, L OBP: 0.438, SLG: 0.690 (1, 3)	0-1 F9		2-2 F7			2-2 G4-3		2-2 L8-4		4	0	0	0	0	0	3
Jeff Cirillo, R OBP: 0.363, SLG: 0.504 (1, 5)		0-0 F7		2-3 K		3-3 K			0-0 L7	4	0	0	0	0	2	0
Todd Walker, L OBP: 0.360, SLG: 0.498 (1, 4)		2-0 2B		1-1 HR			2-1 SH3-4 2B		0-1 HR	4	2	4	2	0	0	0
Ron Gant, R OBP: 0.346, SLG: 0.484 (1, 7)		3-2 G1-3		0-0 B1-3			0-0 SH3-4		4-2 BB	2	0	0	0	0	0	1
Jacob Cruz, L OBP: 0.279, SLG: 0.330 (9, PH)							2-3			0	0	0	0	1	0	0
Ben Petrick, R OBP: 0.306, SLG: 0.472 (1, 2)		2-1 F8		0-0 F2			1-2 G6-3		1-0 F8	4	0	0	0	0	0	3
Shawn Chacon, R OBP: 0.091, SLG: 0.048 (1, 1)			0-0 L6		0-3 K		2-1 G4-3		1-0 F8	2	0	0	0	0	1	0
Kane Davis, R (7, 1)										0	0	0	0	0	0	0
Mike Myers, L (7, 1)										0	0	0	0	0	0	0
Greg Norton, S (7, PH)										1	0	0	0	0	0	1
Gabe White, L (8, 1)										0	0	0	0	0	0	0
Ron Villone, L (9, 1)										0	0	0	0	0	0	0
Brooks Kieschnick, L (9, PH)										1	0	0	0	0	0	1

Inning Stats	R: 0	H: 1	E: 0	LOB: 1	K: 0	BB: 0	S: 14	R: 0	H: 1	E: 0	LOB: 1	K: 0	BB: 0	S: 7	R: 2	H: 2	E: 0	LOB: 0	K: 0	BB: 0	S: 10	R: 1	H: 1	E: 0	LOB: 0	K: 1	BB: 0	S: 7	R: 0	H: 0	E: 0	LOB: 0	K: 1	BB: 0	S: 7	R: 0	H: 0	E: 0	LOB: 0	K: 1	BB: 0	S: 7	R: 0	H: 0	E: 0	LOB: 0	K: 1	BB: 0	S: 7	R: 0	H: 1	E: 0	LOB: 1	K: 0	BB: 0	S: 9	R: 0	H: 1	E: 0	LOB: 1	K: 0	BB: 1	S: 10	R: 1	H: 1	E: 0	LOB: 1	K: 0	BB: 1	S: 8	1B: 3	SF: 0	2B: 3	SAC: 1	3B: 0	DP: 1	HR: 3	HBP: 0	WP: 0	PA: 36
--------------	------	------	------	--------	------	-------	-------	------	------	------	--------	------	-------	------	------	------	------	--------	------	-------	-------	------	------	------	--------	------	-------	------	------	------	------	--------	------	-------	------	------	------	------	--------	------	-------	------	------	------	------	--------	------	-------	------	------	------	------	--------	------	-------	------	------	------	------	--------	------	-------	-------	------	------	------	--------	------	-------	------	-------	-------	-------	--------	-------	-------	-------	--------	-------	--------

PITCHER	IP	WLS	BF	H	R	ER	SO	BB	IBB	HBP	BLK	WP	HR	S	P	ERA	WHIP
Kevin Jarvis, R (1, 1) ERA: 5.23	7.0	W	27	6	3	3	3	0	0	0	0	0	2	61	90	3.86	0.857
Jose Nunez, L (8, 1) ERA: 8.53	1.0	H	4	1	0	0	1	1	0	0	0	0	0	10	18	0.00	2.000
Trevor Hoffman, R (9, 1) ERA: 3.68	1.0	S	5	1	1	1	0	1	0	0	0	0	1	8	14	9.00	2.000

**BOTTOM**

**San Diego Padres @ Colorado Rockies**  
Coors Field, Denver, CO

Mon Jun 25 2001, 7:05 PM MDT  
Att: 37,141 - Cloudy - 80 F

AB	33
R	4
H	8
RBI	4
BB	2
SO	4
LOB	11





Batter	1	2	3	4	5	6	7	8	9	AB R H RBI BB SO LOB	TOP																							
Rickey Henderson, R Mike Darr, L OBP: 0.352, SLG: 0.349 OBP: 0.394, SLG: 0.350	1-3 K		3-1 2B		4-1 1B BB	1-0 F8		4-2 2B BB	1-0 G4-6-3	3 1 1 1 2 1 1 1 0 0 0 0 0 1																								
Mark Kotsay, L OBP: 0.344, SLG: 0.392	1-1 F8		0-1 G4-3		3-1 F8		0-0 F7	0-0 2B	3-2 P6	6 1 1 2 0 0 2																								
Ryan Klesko, L OBP: 0.414, SLG: 0.577	0-1 F7			1-0 G4-3	1-0 G6-4-3 1B		2-2 BB 2B	2-1 1B 2B		5 1 3 2 0 0 0																								
Phil Nevin, R OBP: 0.413, SLG: 0.626		2-2 P4		2-2 HR	0-1 G6-4-3		4-0 BB IBB	4-0 G5-3 1B IBB		3 1 1 1 2 0 2																								
Bubba Trammell, R OBP: 0.335, SLG: 0.462		1-0 G4-3		4-0 G4-3 BB		3-1 1B BB 1B	4-1 BB	3-1 F9		3 2 1 0 2 0 2																								
Ben Davis, S OBP: 0.389, SLG: 0.429		2-1 G5-3		0-0 E5 G4-3 1B		1-2 BB 1B G6-4-3 1B	0-3 K	2-1 G5-3 1B		5 2 2 1 0 1 4																								
Damian Jackson, R Jose Nunez, L Alex Arias, R Rodney Myers, R			0-2 SH3 2B 1B	2-2 G4-3		1-1 G6-4-3 BB 1B	1-2 F8	1-2 G5-3		4 1 2 1 0 0 4 0 0 0 0 0 0 0 1 0 0 0 0 0 2 0 0 0 0 0 0 0																								
D'Angelo Jimenez, S			1-3 K	0-0 1B		4-2 G6-4-3 BB		BB WP 2B BB		3 1 1 2 2 2 3																								
Bobby Jones, R Cesar Crespo, S			0-0 SH3	2-3 K		3-2 G6-4-3		4-0 BB 2B BB	2-2 G4-6-3 1B	2 0 0 0 0 1 3 1 1 1 0 1 0 0																								
<b>Inning Stats</b>	R: 0 E: 0 K: 1 S: 8	H: 0 LOB: 0 BB: 0 P: 10	R: 0 E: 0 K: 0 S: 6	H: 0 LOB: 0 BB: 0 P: 11	R: 1 E: 0 K: 1 S: 12	H: 2 LOB: 1 BB: 1 P: 16	R: 3 E: 1 K: 1 S: 13	H: 2 LOB: 1 BB: 1 P: 24	R: 0 E: 0 K: 0 S: 6	H: 1 LOB: 1 BB: 1 P: 14	R: 2 E: 0 K: 0 S: 16	H: 3 LOB: 1 BB: 1 P: 29	R: 0 E: 0 K: 1 S: 13	H: 1 LOB: 3 BB: 2 P: 24	R: 5 E: 0 K: 1 S: 15	H: 3 LOB: 2 BB: 4 P: 42	R: 0 E: 0 K: 0 S: 8	H: 1 LOB: 0 BB: 0 P: 14	1B: 8 2B: 4 3B: 0 HR: 1	SF: 0 SAC: 1 DP: 3 HBP: 0	WP: 1 PB: 0 SB: 0 CS: 0	PA: 47												
<b>PITCHER</b>	IP WLS BF H R ER SO BB IBB HBP BLK WP HR S P ERA WHIP																																	
Mike Hampton, L Mac Suzuki, R Ron Villone, L Gabe White, L	(1, 1) (8, 1) (8, 1) (9, 1)	7.0 0.0 1.0 1.0	L 3 7 3	9 0 3 1	6 3 2 0	4 3 2 0	4 0 1 0	4 3 0 0	4 0 1 0	0 0 0 0	0 1 0 0	1 2 13 8	128 14 28 14	5.14 ∞ 18.00 0.00	1.857 ∞ 3.000 1.000																			

San Diego Padres @ Colorado Rockies  
Coors Field, Denver, CO  
Tue Jun 26 2001, 7:05 PM MDT  
Att. 37,315 - Cloudy - 70 F

AB	37
R	11
H	13
RBI	10
BB	9
SO	5
LOB	24



livebaseballscorecards.com

Batter	1	2	3	4	5	6	7	8	9	AB	R	H	RBI	BB	SO	LOB
Juan Pierre, L (1, 8) OBP: 0.376, SLG: 0.375	1-2 G6-3		1-0 F8		2-2 F2		3-2 G1-3		4-1 BB	4	0	0	0	1	0	2
Neifi Perez, S (1, 6) OBP: 0.356, SLG: 0.496	1-0 P6			1-0 17 1B SF8	0-2 P6		0-1 2-H 1B		1-2 F9	5	1	2	1	0	0	2
Larry Walker, L (1, 9) OBP: 0.438, SLG: 0.684 Brooks Kieschnick, L (9, 9) OBP: 0.394, SLG: 0.767	2-1 G4-3			0-3 K	0-0 G5-3		3-2 G3			4	0	0	0	0	1	3
17 Todd Helton, L (1, 3) OBP: 0.438, SLG: 0.690 Gabe White, L (9, 1)		0-1 F8 2B		3-2 1B 1B		3-1 P6		2-0 G3		4	1	2	0	0	0	0
Todd Walker, L (1, 4) OBP: 0.354, SLG: 0.492		1-1 F8		0-1 SF8		1-2 G5-3		1-1 G3		3	0	0	1	0	0	1
Ben Petrick, R (1, 2) OBP: 0.318, SLG: 0.489		1-0 P6		0-1 1B		0-2 2B		0-1 1B		4	0	3	0	0	0	1
Jacob Cruz, L (1, 7) OBP: 0.278, SLG: 0.327		1-3 K		1-1 1B		3-2 F7		1-1 G4-3		4	0	1	1	0	1	3
Terry Shumpert, R (1, 5) OBP: 0.286, SLG: 0.346			2-2 G5-3		1-2 F8		3-2 E5 1B		0-1 G1-3	4	1	0	0	0	0	2
Mike Hampton, R (1, 1) OBP: 0.326, SLG: 0.667 Ron Gant, R (7, PH) OBP: 0.344, SLG: 0.481 Mac Suzuki, R (8, 1) Ron Villone, L (8, 1) Adam Melhuse, S (9, 2)			0-0 F8		0-0 1B		1-2 F8		2-2 F9	2	0	1	0	0	0	0

Inning Stats	R: 0	H: 0	E: 0	K: 0	S: 6	R: 0	H: 1	E: 0	K: 1	S: 8	R: 0	H: 0	E: 0	K: 0	S: 6	R: 2	H: 4	E: 0	K: 1	S: 17	R: 0	H: 1	E: 0	K: 0	S: 9	R: 0	H: 1	E: 0	K: 0	S: 11	R: 1	H: 1	E: 1	K: 0	S: 16	R: 0	H: 1	E: 0	K: 0	S: 7	R: 0	H: 0	E: 0	K: 0	S: 12	1B: 7	SF: 1	2B: 2	SAC: 0	3B: 0	DP: 0	HR: 0	HBP: 0	WP: 0	PA: 38
--------------	------	------	------	------	------	------	------	------	------	------	------	------	------	------	------	------	------	------	------	-------	------	------	------	------	------	------	------	------	------	-------	------	------	------	------	-------	------	------	------	------	------	------	------	------	------	-------	-------	-------	-------	--------	-------	-------	-------	--------	-------	--------

PITCHER	IP	WLS	BF	H	R	ER	SO	BB	IBB	HBP	BLK	WP	HR	S	P	ERA	WHIP
Bobby Jones, R (1, 1) ERA: 3.7	6.2	W	29	8	3	2	2	0	0	0	0	0	0	69	101	2.70	1.200
Jose Nunez, L (7, 1) ERA: 8.42	0.1	H	1	0	0	0	0	0	0	0	0	0	0	4	7	0.00	0.000
Rodney Myers, R (8, 1) ERA: 4.94	2.0		8	1	0	0	0	1	0	0	0	0	0	19	30	0.00	1.000

BOTTOM

San Diego Padres @ Colorado Rockies  
Coors Field, Denver, CO  
Tue Jun 26 2001, 7:05 PM MDT  
Att: 37,315 - Cloudy - 70 F

livebaseballscores.com

AB	36
R	3
H	9
RBI	3
BB	1
SO	2
LOB	15





Batter	1	2	3	4	5	6	7	8	9	AB	R	H	RBI	BB	SO	LOB	TOP										
Rickey Henderson, R OBP: 0.360, SLG: 0.348 (1, 7)	4-1 BB	2-2 F9		1-2 HR 1B	2-2 G5-3		4-0 G1-2-3 BB		4-1 1B BB	3	2	1	2	3	0	3											
Mark Kotsay, L OBP: 0.352, SLG: 0.417 (1, 8)	2-1 F8		0-2 S 1B	0-0 HR		0-2 1B G4-3 2B	0-0 S 1B		3-3 K	6	2	4	3	0	1	2											
Ryan Klesko, L OBP: 0.412, SLG: 0.570 (1, 3)	2-3 K		0-3 K	0-0 F7		3-2 1B G4-3 1B	1-1 F7		4-0 1B IBB	5	1	1	0	1	2	4											
Phil Nevin, R OBP: 0.414, SLG: 0.621 (1, 5)	1-1 F7		2-3 K	4-0 1B BB		0-1 G4-3	4-1 IBB		1-0 DI 1B	4	0	1	2	2	1	3											
Bubba Trammell, R OBP: 0.335, SLG: 0.459 (1, 9)		1-0 1B 1B	1-1 P4	0-1 1B		0-1 G6-3	0-0 G1-2-3		3-2 F7	6	1	2	0	0	0	7											
Ben Davis, S OBP: 0.389, SLG: 0.424 (1, 2)		0-3 K		4-1 BB 1B BB		4-1 BB 1B IBB			2-3 K	3	1	0	0	2	2	3											
Damian Jackson, R OBP: 0.339, SLG: 0.368 Mike Darr, L OBP: 0.394, SLG: 0.350 (1, 4) (9, 9)		1-3 K		1-2 BB 1B 1B		0-1 L6	0-0 BB 1B		2-3 K	5	1	2	1	0	2	1											
D'Angelo Jimenez, S OBP: 0.571, SLG: 0.500 (1, 6)		3-2 1B 1B		0-0 F3		2-2 2B	4-0 FC6-4 BB		3-3 K	4	0	2	0	1	1	2											
Woody Williams, R OBP: 0.234, SLG: 0.233 Jose Nunez, L Tom Davey, R Cesar Crespo, S Rudy Seanez, R (1, 1) (6, 1) (8, 1) (8, 4) (9, 1)		1-0 1B		4-2 HR BB		1-1 P5	0-1 FC6-4		0-3 K	3	1	1	1	1	0	4											
<b>Inning Stats</b>	R: 0 E: 0 K: 1 S: 8	H: 0 LOB: 1 BB: 1 P: 17	R: 1 E: 0 K: 2 S: 18	H: 3 LOB: 2 BB: 0 P: 26	R: 0 E: 0 K: 2 S: 11	H: 1 LOB: 1 BB: 0 P: 14	R: 5 E: 0 K: 0 S: 16	H: 4 LOB: 2 BB: 3 P: 30	R: 0 E: 0 K: 0 S: 12	H: 1 LOB: 1 BB: 0 P: 17	R: 2 E: 0 K: 0 S: 17	H: 3 LOB: 3 BB: 2 P: 28	R: 0 E: 0 K: 0 S: 5	H: 1 LOB: 2 BB: 2 P: 14	R: 0 E: 0 K: 3 S: 11	H: 0 LOB: 0 BB: 0 P: 18	R: 1 E: 0 K: 2 S: 12	H: 1 LOB: 2 BB: 2 P: 27	1B: 11 2B: 2 3B: 0 HR: 1	SF: 0 SAC: 0 DP: 1 HBP: 0	WP: 0 PB: 0 SB: 4 CS: 0	PA: 50					
<b>PITCHER</b>	IP	WLS	BF	H	R	ER	SO	BB	IBB	HBP	BLK	WP	HR	S	P	ERA	WHIP										
Brian Bohanon, L ERA: 6.97 (1, 1)	3.1		20	7	6	6	5	3	0	0	0	0	1	49	78	16.20	3.000										
Kane Davis, R ERA: 3.57 (4, 1)	1.2		8	2	0	0	0	1	0	0	0	0	0	16	26	0.00	1.800										
Juan Acevedo, R ERA: 4.15 (6, 1)	1.0		8	3	2	2	0	1	1	0	0	0	0	17	28	18.00	4.000										
Mike Myers, L ERA: 2.14 (7, 1)	2.0		8	1	0	0	3	1	1	0	0	0	0	16	32	0.00	1.000										
Jose Jimenez, R ERA: 4.5 (9, 1)	1.0	W	6	1	1	1	2	1	1	0	0	0	0	12	27	9.00	2.000										

San Diego Padres @ Colorado Rockies  
Coors Field, Denver, CO  
Wed Jun 27 2001, 7:05 PM MDT  
Att. 38,046 - Sunny - 79 F

livebaseballscorecards.com

AB	40
R	9
H	14
RBI	9
BB	10
SO	10
LOB	29



BOTTOM

San Diego Padres @ Colorado Rockies

Coors Field, Denver, CO

Wed Jun 27 2001, 7:05 PM MDT

Att: 38,046 - Sunny - 79 F

livebaseballscores.com

AB	37
R	10
H	15
RBI	9
BB	3
SO	5
LOB	10



WP:	0	PA:	40
PB:	1		
SB:	1		
CS:	1		

AB R H RBI BB SO LOB

4	1	3	0	1	0	0
5	1	1	0	0	0	3
3	0	0	1	2	2	1
5	1	3	2	0	0	2
4	2	2	0	0	0	1
4	2	2	1	0	0	1
4	1	1	0	0	2	2
4	1	2	4	0	0	0
1	0	0	0	0	0	0
0	0	0	0	0	0	0
1	0	0	0	0	0	0
0	0	0	0	0	0	0
1	1	1	1	0	0	0
0	0	0	0	0	0	0

1B:	8	SF:	0
2B:	2	SAC:	0
3B:	1	DP:	0
HR:	4	HBP:	0

WP:	0	PA:	40
PB:	1		
SB:	1		
CS:	1		

Batter	1	2	3	4	5	6	7	8	9
Juan Pierre, L OBP: 0.383, SLG: 0.381 (1, 8)	1-2 E S G4-3 1B		3-2 1B		4-1 BB BB	0-1 F7		0-1 1B	
Neifi Perez, S OBP: 0.353, SLG: 0.498 (1, 6)	0-0 F8		1-1 P6		2-2 P6		2-1 G1-3	1-0 1B 3B	
Larry Walker, L OBP: 0.437, SLG: 0.676 (1, 9)	3-0 G4-3 1-H		2-3 K		4-2 BB		1-3 K	4-0 1B IBB	
Jeff Cirillo, R OBP: 0.368, SLG: 0.524 (1, 5)	0-1 2B			3-1 HR	0-1 P4		2-2 G5-3	0-0 1B 3-H	
17 Todd Helton, L OBP: 0.439, SLG: 0.688 (1, 3)	2-1 F8			2-2 F3		0-0 1B HR 1B		0-0 2B PB 1B	
Todd Walker, L OBP: 0.356, SLG: 0.508 (1, 4)		0-0 G3		1-2 HR		3-2 F7		2-2 PB 1B 2B	
Ron Gant, R OBP: 0.342, SLG: 0.476 (1, 7)		2-1 F9		1-3 K		3-2 1B HR 1B		0-3 K	
Ben Petrick, R OBP: 0.322, SLG: 0.511 (1, 2)		0-0 P4		1-2 G4-3		2-2 HR 1-H 2-H		1-0 CS 1B	
Brian Bohanon, L OBP: 0.227, SLG: 0.227 (1, 1)			0-0 G3			0-1 F8		2-1 SAFE 1B	
Kane Davis, R (4, 1)								1-2 HR	
Jacob Cruz, L OBP: 0.276, SLG: 0.324 (5, PH)									
Juan Acevedo, R (6, 1)									
Brooks Kieschnick, L OBP: 0.382, SLG: 0.742 (7, 1)									
Mike Myers, L (7, 1)									
Terry Shumpert, R OBP: 0.294, SLG: 0.380 (8, PH)									
Jose Jimenez, R (9, 1)									

Inning Stats	R: 1 H: 2 E: 0 K: 10 S: 10	H: 2 LOB: 1 BB: 0 P: 16	R: 0 H: 0 E: 0 K: 4 S: 4	H: 0 LOB: 0 BB: 6 P: 6	R: 0 H: 1 E: 0 K: 1 S: 9	H: 1 LOB: 1 BB: 0 P: 15	R: 2 H: 2 E: 0 K: 1 S: 15	H: 2 LOB: 0 BB: 0 P: 23	R: 0 H: 0 E: 0 K: 11 S: 11	H: 0 LOB: 2 BB: 2 P: 21	R: 3 H: 3 E: 0 K: 17 S: 17	H: 3 LOB: 0 BB: 0 P: 26	R: 0 H: 0 E: 0 K: 8 S: 8	H: 0 LOB: 0 BB: 0 P: 13	R: 3 H: 5 E: 0 K: 13 S: 13	H: 5 LOB: 1 BB: 0 P: 18	R: 1 H: 2 E: 0 K: 2 S: 2	H: 2 LOB: 2 BB: 1 P: 7	1B: 8 SF: 0 2B: 2 SAC: 0 3B: 1 DP: 0 HR: 4 HBP: 0
--------------	----------------------------	-------------------------	--------------------------	------------------------	--------------------------	-------------------------	---------------------------	-------------------------	----------------------------	-------------------------	----------------------------	-------------------------	--------------------------	-------------------------	----------------------------	-------------------------	--------------------------	------------------------	---

PITCHER	IP	WLS	BF	H	R	ER	SO	BB	IBB	HBP	BLK	WP	HR	S	P	ERA	WHIP
Woody Williams, R ERA: 4.99 (1, 1)	5.1		26	8	6	6	2	2	0	0	0	0	3	61	101	10.12	1.875
Jose Nunez, L ERA: 8.56 (6, 1)	1.2	H	7	2	2	2	2	0	0	0	0	0	0	18	26	10.80	1.200
Tom Davey, R ERA: 4.02 (8, 1)	1.0	L	6	4	2	2	1	0	1	0	0	0	1	9	17	18.00	4.000
Rudy Seanez, R ERA: (9, 1)	0.0		1	1	0	0	0	0	0	0	0	0	0	1	1	∞	∞





BOTTOM

Los Angeles Dodgers @ San Diego Padres  
Qualcomm Stadium, San Diego, CA

Thu Jun 28 2001, 10:05 PM EDT  
Att: 21,221 - Sunny - 77 F

livebaseballscorecards.com

AB	33
R	4
H	8
RBI	4
BB	2
SO	5
LOB	11



WP:	0	PA:	36
PB:	0		
SB:	0		
CS:	1		

AB R H RBI BB SO LOB

4	0	0	0	0	2	5
3	1	1	1	1	0	4
4	0	1	0	0	1	0
4	0	0	0	0	1	0
4	0	0	0	0	1	0
4	2	2	1	0	0	0
3	1	1	1	0	0	1
0	0	0	0	0	0	0
0	0	0	0	0	0	0
1	0	0	0	0	0	0
4	0	2	1	0	0	0
2	0	1	0	0	0	1
0	0	0	0	1	0	0

1B:	2	SF:	0
2B:	3	SAC:	0
3B:	0	DP:	1
HR:	3	HBP:	0

Batter	1	2	3	4	5	6	7	8	9
<b>Damian Jackson, R</b> OBP: 0.332, SLG: 0.359 (1, 4)	3-1 G5-3 ①		0-0 FC4-5 CS ①		2-3 K ②		3-3 K ①		
<b>Mark Kotsay, L</b> OBP: 0.354, SLG: 0.429 (1, 8)	2-1 HR		4-1 1B BB 1-2 ②		0-0 G4-3 ③		2-1 G4-6-3 1-2f ② ③		
<b>Ryan Klesko, L</b> OBP: 0.411, SLG: 0.566 (1, 3)	2-2 F7 ②		0-1 PO 1B 1-3		1-0 P6		3-3 K ①		
<b>Phil Nevin, R</b> OBP: 0.409, SLG: 0.611 (1, 5)	3-0 F8 ③		1-1 PO 1-2 ③	1-2 G5-3 ①		1-3 K ②		0-2 F7 ②	
<b>Mike Darr, L</b> OBP: 0.385, SLG: 0.341 (1, 9)		2-2 F7 ①		2-2 G3-1 ②		1-1 F7 ③		2-3 K ③	
<b>Bubba Trammell, R</b> OBP: 0.337, SLG: 0.473 (1, 7)		1-2 HR		3-2 F9 ③		0-0 E 2B 1B		0-2 G6-3 ①	
<b>Rick Wilkins, L</b> OBP: 0.222, SLG: 0.412 (1, 2)		3-2 G4-3 ②			1-0 HR		3-2 E4 2B 1-2		0-0 G3 ②
<b>Rickey Henderson, R</b> OBP: 0.360, SLG: 0.348 (7, PR)									
<b>Rudy Seanez, R</b> (8, 1)									
<b>David Lee, R</b> (8, 1)									
<b>Dave Magadan, L</b> OBP: 0.367, SLG: 0.359 (9, PH)									
<b>D'Angelo Jimenez, S</b> OBP: 0.556, SLG: 0.643 (1, 6)		0-0 F8 ③			1-2 2B		1-2 2B		0-1 G4-3 ③
<b>Brian Lawrence, R</b> OBP: 0.400, SLG: 0.800 (1, 1)									
<b>Ben Davis, S</b> OBP: 0.391, SLG: 0.424 (7, PH)									
			1-2 FC4-5 2B		0-0 B1-4 ①		4-1 G4-6-3 BB		

Inning Stats	R: 1	H: 1	E: 0	LOB: 0	K: 0	P: 18	R: 1	H: 1	E: 0	LOB: 0	K: 0	P: 17	R: 0	H: 2	E: 0	LOB: 1	K: 0	P: 15	R: 0	H: 0	E: 0	LOB: 0	K: 0	P: 17	R: 1	H: 2	E: 0	LOB: 1	K: 1	P: 16	R: 0	H: 0	E: 0	LOB: 0	K: 1	P: 9	R: 1	H: 2	E: 1	LOB: 3	K: 1	P: 28	R: 0	H: 0	E: 0	LOB: 0	K: 2	P: 15	R: 0	H: 0	E: 0	LOB: 0	K: 0	P: 7	1B: 2	SF: 0	2B: 3	SAC: 0	3B: 0	DP: 1	HR: 3	HBP: 0	WP: 0	PA: 36
--------------	------	------	------	--------	------	-------	------	------	------	--------	------	-------	------	------	------	--------	------	-------	------	------	------	--------	------	-------	------	------	------	--------	------	-------	------	------	------	--------	------	------	------	------	------	--------	------	-------	------	------	------	--------	------	-------	------	------	------	--------	------	------	-------	-------	-------	--------	-------	-------	-------	--------	-------	--------

PITCHER	IP	WLS	BF	H	R	ER	SO	BB	IBB	HBP	BLK	WP	HR	S	P	ERA	WHIP
<b>Luke Prokopec, R</b> ERA: 4.11 (1, 1)	6.0		23	6	3	3	2	1	0	0	0	0	3	57	92	4.50	1.167
<b>Giovanni Carrara, R</b> ERA: 3.07 (7, 1)	1.0	W	6	2	1	1	1	1	0	0	0	0	0	15	28	9.00	3.000
<b>Jesse Orosco, L</b> ERA: 2.7 (8, 1)	1.0	H	3	0	0	0	2	0	0	0	0	0	0	10	15	0.00	0.000
<b>Jeff Shaw, R</b> ERA: 3.41 (9, 1)	1.0	S	3	0	0	0	0	0	0	0	0	0	0	7	7	0.00	0.000



Batter	1	2	3	4	5	6	7	8	9	AB R H RBI BB SO LOB	TOP										
Tom Goodwin, L (1, 8) OBP: 0.302, SLG: 0.365	1-0 F7		0-0 BB E SF7 1B	1-3 K		1-0 G3-1			0-0 HBP WP WP 1B	5 2 2 0 0 1 2	<b>Los Angeles Dodgers @ San Diego Padres</b> Qualcomm Stadium, San Diego, CA Fri Jun 29 2001, 10:05 PM EDT Att. 31,793 - Sunny - 73 F <a href="http://livebaseballscorecards.com">livebaseballscorecards.com</a>										
Mark Grudzielanek, R (1, 4) OBP: 0.362, SLG: 0.453	0-1 G6-3		1-2 E5 BB 1B		0-2 G1-3		0-1 HR 1B	4-2 WP HBP BB	4 2 1 0 1 0 1												
Gary Sheffield, R (1, 7) OBP: 0.428, SLG: 0.547	1-1 F7		4-2 1B BB		1-0 G6-3		0-2 1-H HR	1-0 F2	4 1 1 2 1 0 2												
Shawn Green, L (1, 9) OBP: 0.363, SLG: 0.542		4-2 G5-3 2B BB	1-0 SF7		2-1 1B HBP		1-2 F5	1-0 L8	2 1 0 1 1 0 2												
Paul Lo Duca, R (1, 2) OBP: 0.385, SLG: 0.594 (7, 3)		0-0 G5-3	0-0	1-1 FC6-4 1B		0-1 F9		2-1 WP HBP	4 0 2 1 0 0 1												
Eric Karros, R (1, 3) OBP: 0.303, SLG: 0.410		2-1 1B 2B	1-2 F9		0-1 FC6-4		3-1 F8	3-2 G4-3	4 1 1 1 0 0 4												
Matt Herges, L (7, 1) OBP: 0.250, SLG: 0.250									0 0 0 0 0 0 0												
Dave Hansen, L (9, PH) OBP: 0.402, SLG: 0.369									0 0 0 0 0 0 0												
Marquis Grissom, R (9, PH) OBP: 0.269, SLG: 0.509									1 0 0 0 0 0 2												
Jeff Shaw, R (9, 1)									0 0 0 0 0 0 0												
Adrian Beltré, R (1, 5) OBP: 0.304, SLG: 0.427		0-1 G1-6-3 1B		0-1 S 1B		2-2 G4-3 1B		0-1 CS 1B	4 0 4 1 0 0 0	AB 36											
Alex Cora, L (1, 6) OBP: 0.260, SLG: 0.326		0-0 G1-6-3		1-2 F7		0-1 G4-3		2-3 K	4 0 0 0 0 1 4	R 7											
37 Darren Dreifort, R (1, 1) OBP: 0.176, SLG: 0.303			3-3 K		1-3 K		3-3 K		3 0 0 0 0 3 2	H 11											
Jeff Williams, R (6, 1)									0 0 0 0 0 0 0	RBI 6											
Chad Kreuter, S (7, 2) OBP: 0.390, SLG: 0.363									1 0 0 0 0 1 1	BB 3											
											SO 6										
											LOB 21										
<b>Inning Stats</b>	R: 0 E: 0 K: 0 S: 5	H: 0 LOB: 0 BB: 0 P: 7	R: 2 E: 0 K: 0 S: 8	H: 2 LOB: 0 BB: 1 P: 14	R: 2 E: 1 K: 1 S: 17	H: 2 LOB: 2 BB: 1 P: 27	R: 0 E: 0 K: 2 S: 15	H: 1 LOB: 1 BB: 0 P: 18	R: 0 E: 0 K: 1 S: 10	H: 1 LOB: 1 BB: 0 P: 16	R: 2 E: 0 K: 0 S: 14	H: 2 LOB: 0 BB: 0 P: 18	R: 0 E: 0 K: 2 S: 9	H: 1 LOB: 1 BB: 0 P: 14	R: 1 E: 0 K: 0 S: 10	H: 1 LOB: 2 BB: 1 P: 21	1B: 9 2B: 2 3B: 0 HR: 1	SF: 1 SAC: 0 DP: 2 HBP: 2	WP: 2 PB: 0 SB: 1 CS: 1	PA: 42	
<b>PITCHER</b>	IP WLS BF H R ER SO BB IBB HBP BLK WP HR S P ERA WHIP																			<b>PITCHER</b>	IP WLS BF H R ER SO BB IBB HBP BLK WP HR S P ERA WHIP
Adam Eaton, R (1, 1) ERA: 4.31	8.0 L 36 10 6 4 6 2 0 1 0 0 1 87 127 4.50 1.500																				
Rodney Myers, R (9, 1) ERA: 5.18	0.2 5 1 1 1 0 1 0 0 1 0 1 0 6 14 13.50 3.000																				
Jose Nunez, L (9, 1) ERA: 8.46	0.1 1 0 0 0 0 0 0 0 0 0 1 0 4 7 0.00 0.000																				







Batter	1	2	3	4	5	6	7	8	9	AB R H RBI BB SO LOB	TOP																
Alex Cora, L (1, 6) OBP: 0.260, SLG: 0.324	1-2 1B 1B	0-0 G4-3			1-0 SH1-3		0-0 F8		2-2 F7	4 1 1 1 0 0 3																	
Mark Grudzielanek, R (1, 4) OBP: 0.363, SLG: 0.452	1-3 K		0-3 K		1-0 1B		0-0 F7		1-1 1B HBP 1B	5 1 2 0 0 2 3																	
Gary Sheffield, R (1, 7) OBP: 0.423, SLG: 0.537	2-1 F8		0-1 F8		2-2 P4		2-1 FC6		2-0 1B HBP 1B	4 1 0 0 0 0 4																	
Shawn Green, L (1, 9) OBP: 0.366, SLG: 0.552	2-1 1B 1-2 1B		0-0 G4-3		2-1 G3-1		0-1 HR		2-2 1B 1-2 2-3 1B	5 2 3 1 0 0 0																	
Eric Karros, R (1, 3) OBP: 0.301, SLG: 0.404	3-2 1B 1-3 2-H		0-3 K		2-3 K		0-0 P5		1-2 F6	5 0 1 1 0 2 3																	
Adrián Beltré, R (1, 5) OBP: 0.313, SLG: 0.429	0-3 K		1-1 G5-3		4-0 S BB		1-2 BB 1B		1-1 1B E 1B	4 1 2 2 1 1 2																	
Marquis Grissom, R (1, 8) OBP: 0.267, SLG: 0.502		2-2 G1-3		2-1 G6-3		2-3 K		1-1 F9	0-0 E8 1-H 2-H	5 0 1 1 0 1 2																	
Chad Kreuter, S (1, 2) OBP: 0.403, SLG: 0.398		1-0 2B		3-1 SH1-3 SH1-3 2B		3-2 2B		4-1 FC5-4 BB	2-3 K	4 1 3 0 1 1 1																	
Chan Ho Park, R (1, 1) OBP: 0.162, SLG: 0.194		2-3 K		1-0 SH1-3		4-2 FC6 BB		2-2 FC5-4		2 0 0 0 0 1 1 3																	
Jesse Orosco, R (8, 1)										0 0 0 0 0 0 0																	
Matt Herges, L (8, 1) OBP: 0.260, SLG: 0.250										0 0 0 0 0 0 0																	
Giovanni Carrara, R (9, 1) OBP: 0.500, SLG: 0.500										0 0 0 0 0 0 0																	
<b>Inning Stats</b>	R: 1 E: 0 K: 2 S: 23	H: 3 LOB: 2 BB: 0 P: 32	R: 0 E: 0 K: 1 S: 10	H: 1 LOB: 1 BB: 0 P: 15	R: 0 E: 0 K: 1 S: 6	H: 0 LOB: 0 BB: 0 P: 6	R: 0 E: 0 K: 1 S: 7	H: 0 LOB: 0 BB: 0 P: 10	R: 1 E: 0 K: 0 S: 9	H: 2 LOB: 1 BB: 0 P: 17	R: 0 E: 0 K: 2 S: 8	H: 0 LOB: 1 BB: 1 P: 18	R: 0 E: 0 K: 0 S: 9	H: 1 LOB: 2 BB: 1 P: 18	R: 1 E: 0 K: 0 S: 12	H: 2 LOB: 2 BB: 1 P: 20	R: 4 E: 1 K: 1 S: 21	H: 4 LOB: 1 BB: 0 P: 32	1B: 9 2B: 3 3B: 0 HR: 1	SF: 0 SAC: 2 DP: 0 HBP: 1	WP: 0 PB: 0 SB: 1 CS: 0	PA: 44					
<b>PITCHER</b>	IP WLS BF H R ER SO BB IBB HBP BLK WP HR S P ERA WHIP																										
Kevin Jarvis, R (1, 1) ERA: 5.1	6.0		25	6	2	2	7	1	0	0	0	0	0	63	98	3.00	1.167										
David Lee, R (7, 1) ERA: 3.29	2.0		11	3	1	1	0	2	0	0	0	0	1	21	38	4.50	2.500										
Trevor Hoffman, R (9, 1) ERA: 4.5	0.2	L	7	4	4	3	0	0	0	1	0	0	0	18	27	40.50	6.000										
Rodney Myers, R (9, 1) ERA: 5.11	0.1		1	0	0	0	1	0	0	0	0	0	0	3	5	0.00	0.000										

Los Angeles Dodgers @ San Diego Padres  
Qualcomm Stadium, San Diego, CA  
Sat Jun 30 2001, 10:05 PM EDT  
Att. 60,830 - Sunny - 75 F

AB	38
R	7
H	13
RBI	6
BB	3
SO	8
LOB	21







Batter	1	2	3	4	5	6	7	8	9	AB R H RBI BB SO LOB	TOP	
Paul Lo Duca, R OBP: 0.375, SLG: 0.578 (1, 2)	2-3 K		3-2 F9		X 0-0 F8	0-2 F8		1-0 L6		5 0 0 0 0 1 2		
Mark Grudzielanek, R OBP: 0.367, SLG: 0.457 (1, 4)	0-1 F7		4-2 BB		2-2 2B		3-2 2B SF8 1B		2-1 G5-3	4 1 2 0 1 0 0		
Gary Sheffield, R OBP: 0.419, SLG: 0.534 Tom Goodwin, L OBP: 0.302, SLG: 0.365 (1, 7) (9, PR) (9, 7)	2-2 G6-3		0-0 P6		X 0-0 G6-3		2-2 SF8 1B 2B		2-1 E5 FC6-4	5 1 1 0 0 0 3 0 0 0 0 0 0 0		
Shawn Green, L OBP: 0.367, SLG: 0.555 Hiram Bocachica, R OBP: 0.298, SLG: 0.405 (1, 9) (9, 9)		0-1 HR 2B	0-0 F8			2-0 HR 1B	1-1 SF8		0-1 F9	4 2 2 1 0 0 2 0 0 0 0 0 0 0		
Eric Karros, R OBP: 0.299, SLG: 0.415 Chris Donnels, L OBP: 0.259, SLG: 0.225 (1, 3) (9, 3)		0-2 E5 HR		2-2 F8		X 0-0 HR 1B	2-3 K		2-1 FC6-4	5 2 1 2 0 1 3 0 0 0 0 0 0 0		
Adrian Beltré, R OBP: 0.311, SLG: 0.424 (1, 5)		1-3 K		1-2 G6-3		2-3 K	0-2 WP 1B			4 0 1 1 0 2 2		
Marquis Grissom, R OBP: 0.276, SLG: 0.525 (1, 8)		0-1 HR		1-1 F8		X 0-0 WP 1B 2B	2-2 1B			4 2 3 3 0 0 0		
Tim Lincecum, R OBP: 0.412, SLG: 0.867 Jeff Reboulet, R OBP: 0.377, SLG: 0.406 (1, 6) (6, PH) (6, 6)		2-2 F3			4-2 FC3-6 BB	1-1 1B		2-1 G4-3		1 0 0 0 1 0 0 2 0 1 1 0 0 0		
Kevin Brown, R OBP: 0.179, SLG: 0.200 Al Reyes, R (1, 1) (7, 1)		0-0 G6-3			X 0-1 FC3-6 2B	0-0 B3		0-1 G4-3		3 0 0 0 0 0 2 1 0 0 0 0 0 0		
<b>Inning Stats</b>	R: 0 H: 0 E: 0 LOB: 0 K: 1 BB: 0 S: 10 P: 14	R: 3 H: 2 E: 1 LOB: 0 K: 1 BB: 0 S: 15 P: 18	R: 0 H: 0 E: 0 LOB: 1 K: 0 BB: 1 S: 8 P: 15	R: 0 H: 0 E: 0 LOB: 0 K: 0 BB: 0 S: 8 P: 12	R: 0 H: 1 E: 0 LOB: 2 K: 0 BB: 1 S: 11 P: 17	R: 3 H: 4 E: 0 LOB: 1 K: 1 BB: 0 S: 12 P: 17	R: 2 H: 4 E: 0 LOB: 2 K: 1 BB: 0 S: 21 P: 31	R: 0 H: 0 E: 0 LOB: 0 K: 0 BB: 0 S: 5 P: 8	R: 0 H: 0 E: 1 LOB: 1 K: 0 BB: 0 S: 8 P: 14	1B: 5 SF: 1 2B: 4 SAC: 0 3B: 0 DP: 0 HR: 2 HBP: 0	WP: 2 PA: 41 PB: 0 SB: 0 CS: 0	
<b>PITCHER</b>	IP WLS BF H R ER SO BB IBB HBP BLK WP HR S P ERA WHIP											
Bobby Jones, R ERA: 3.93 (1, 1)	5.1 L 26 7 6 5 3 2 0 0 0 0 1 2 60 89 8.44 1.688											
Rodney Myers, R ERA: 5.47 (6, 1)	1.2 8 4 2 2 1 0 0 0 0 1 0 25 35 10.80 2.400											
Brian Lawrence, R ERA: 4.31 (8, 1)	2.0 7 0 0 0 0 0 0 0 0 0 0 13 22 0.00 0.000											

Los Angeles Dodgers @ San Diego Padres  
Qualcomm Stadium, San Diego, CA  
Sun Jul 01 2001, 5:00 PM EDT  
Att. 27,401 - Sunny - 79 F

AB	38
R	8
H	11
RBI	8
BB	2
SO	4
LOB	14









Batter	1	2	3	4	5	6	7	8	9
Rickey Henderson, R (1, 7) OBP: 0.354, SLG: 0.346	2-2 SF8 3B	3-2 F9			4-1 G1-3 2B 1B BB	2-3 K		0-2 G4-3-6-3 1-2f	
D'Angelo Jimenez, S (1, 6) OBP: 0.394, SLG: 0.444	4-2 BB		2-3 K		2-2 G1-3 2B 1B	1-2 SF8			
Ryan Klesko, L (1, 3) OBP: 0.407, SLG: 0.565	1-1 SF8		1-0 1B		2-3 K	4-1 BB			
Phil Nevin, R (1, 5) OBP: 0.393, SLG: 0.582	3-3 K 1-2		1-0 F7		0-0 G1-3	2-3 K			
Mike Darr, L (1, 8) (6, 9) OBP: 0.399, SLG: 0.356		4-1 BB SF8 BB	1-3 K		1-2 2B		1-2 F7		
Bubba Trammell, R (1, 9) OBP: 0.337, SLG: 0.468		4-0 SF8 BB		2-0 F7	0-3 K		2-3 K		
Jose Nunez, L (7, 1) David Lee, R (7, PH) Tony Gwynn, L (8, 1) Tom Davey, R (9, 1) OBP: 0.386, SLG: 0.408		1-2 SF9 BB		2-0 F8		2-2 1B SF8 1B			
Damian Jackson, R (1, 4) OBP: 0.342, SLG: 0.367		4-2 SF8 BB		0-1 1B		2-3 K			
Wiki Gonzalez, R (1, 2) OBP: 0.324, SLG: 0.545		0-0 SF8		2-0 F8		1-0 BB 1B		0-1 G4-3	
Woody Williams, R (1, 1) OBP: 0.224, SLG: 0.227		1-2 SF9		1-0 F9		0-1 BB		0-0 1B	
Mark Kotsay, L (6, 8) OBP: 0.363, SLG: 0.432						1-2 2-3 1B			

Inning Stats	R: 1	H: 1	E: 0	K: 1	S: 11	R: 2	H: 0	E: 0	K: 0	S: 11	R: 0	H: 1	E: 0	K: 2	S: 10	R: 0	H: 1	E: 0	K: 0	S: 5	R: 2	H: 2	E: 0	K: 2	S: 16	R: 1	H: 3	E: 0	K: 2	S: 16	R: 0	H: 0	E: 0	K: 2	S: 10	R: 0	H: 1	E: 0	K: 0	S: 7
	LOB: 0	BB: 1	BB: 21		LOB: 1	BB: 3	P: 27		LOB: 1	BB: 0	P: 15		LOB: 1	BB: 1	P: 10		LOB: 3	BB: 3	P: 28		LOB: 0	BB: 0	P: 15		LOB: 0	BB: 0	P: 15		LOB: 0	BB: 0	P: 7		LOB: 0	BB: 0	P: 7		LOB: 0	BB: 0	P: 7	

AB	R	H	RBI	BB	SO	LOB
4	2	1	0	1	1	5
2	1	1	1	1	1	0
2	0	1	1	1	1	2
4	0	0	0	0	2	7
3	1	1	2	1	1	1
2	1	0	0	1	1	1
0	0	0	0	0	0	0
0	0	0	0	0	0	0
1	0	0	0	0	1	0
0	0	0	0	0	0	0
0	0	0	0	0	0	0
3	1	2	0	1	1	0
3	0	1	1	0	0	1
1	0	0	1	0	0	1
2	0	2	0	0	0	0

**BOTTOM**

**Colorado Rockies @ San Diego Padres**  
Qualcomm Stadium, San Diego, CA

Tue Jul 03 2001, 9:05 PM EDT  
Att: 25,022 - Sunny - 77 F

livebaseballscorecards.com

<b>AB</b>	<b>27</b>
<b>R</b>	<b>6</b>
<b>H</b>	<b>9</b>
<b>RBI</b>	<b>6</b>
<b>BB</b>	<b>6</b>
<b>SO</b>	<b>9</b>
<b>LOB</b>	<b>18</b>



<b>WP:</b> 0	<b>PA:</b> 37
<b>PB:</b> 0	
<b>SB:</b> 0	
<b>CS:</b> 0	

PITCHER	IP	WLS	BF	H	R	ER	SO	BB	IBB	HBP	BLK	WP	HR	S	P	ERA	WHIP
Shawn Chacon, R (1, 1) ERA: 5.3	5.0		24	5	5	5	5	5	0	0	0	0	0	53	98	9.00	2.000
Kane Davis, R (6, 1) ERA: 4.14	0.2	L	6	3	1	1	1	1	0	0	0	0	0	13	23	13.50	6.000
Juan Acevedo, R (6, 1) ERA: 3.66	1.1		4	0	0	0	3	0	0	0	0	0	0	13	20	0.00	0.000
Jay Powell, R (8, 1) ERA: 3.92	1.0		3	1	0	0	0	0	0	0	0	0	0	7	7	0.00	1.000





Batter	1	2	3	4	5	6	7	8	9
<b>Damian Jackson, R</b> OBP: 0.343, SLG: 0.368 (1, 4)	0-2 P4		1-0 F8		1-2 BB E 1B		0-0 G6-3 S HR 1B	1-3 K	
<b>Mark Kotsay, L</b> OBP: 0.368, SLG: 0.431 (1, 8)	1-1 G3		4-1 BB		4-2 WP 1B BB		1-1 G6-3	0-0 FC4-6 1B	
<b>Ryan Klesko, L</b> OBP: 0.407, SLG: 0.560 (1, 3)	4-2 S BB		0-0 F7		1-1 S BB 1B 1-H 2-H		1-0 F9	2-2 FC4-6 1-2f	
<b>Phil Nevin, R</b> OBP: 0.398, SLG: 0.580 (1, 5)	4-2 1-2 BB			2-3 K	4-1 S BB		4-0 BB HR IBB		
<b>Mike Darr, L</b> OBP: 0.396, SLG: 0.350 (1, 9)	0-1 F5			1-0 G4-3	2-3 K 1-2 2-3		4-0 HR BB		
<b>Bubba Trammell, R</b> OBP: 0.336, SLG: 0.477 (1, 7)		3-3 K		3-1 F8	3-3 K		0-0 HR		
<b>Ben Davis, S</b> OBP: 0.397, SLG: 0.418 (1, 2)		4-2 G4-6-3 BB		4-1 HR BB	4-1 HR BB	1-1 G6-4-3 1B	0-0 G6-3		
<b>D'Angelo Jimenez, S</b> OBP: 0.378, SLG: 0.516 (1, 6)		0-2 G4-6-3 1-2f		0-2 HR	0-0 G6-4-3		3-3 K		
<b>Sterling Hitchcock, L</b> (1, 1)			0-3 K		2-3 K		1-3 K		
<b>Jose Nunez, L</b> (8, 1)									
<b>Tony Gwynn, L</b> OBP: 0.377, SLG: 0.420 (8, PH)									
<b>Rickey Henderson, R</b> OBP: 0.354, SLG: 0.346 (8, PR)								1B	
<b>Rudy Seanez, R</b> (9, 1)								1B	

Inning Stats	R: 0 E: 0 K: 0 S: 12	H: 0 LOB: 2 BB: 2 P: 21	R: 0 E: 0 K: 1 S: 10	H: 0 LOB: 0 BB: 1 P: 17	R: 0 E: 0 K: 1 S: 6	H: 0 LOB: 1 BB: 1 P: 11	R: 0 E: 0 K: 1 S: 6	H: 0 LOB: 0 BB: 0 P: 12	R: 4 E: 0 K: 3 S: 22	H: 3 LOB: 2 BB: 3 P: 43	R: 0 E: 0 K: 1 S: 6	H: 1 LOB: 0 BB: 0 P: 8	R: 4 E: 0 K: 0 S: 6	H: 2 LOB: 0 BB: 2 P: 16	R: 0 E: 0 K: 2 S: 11	H: 2 LOB: 2 BB: 0 P: 17
--------------	-------------------------------	----------------------------------	-------------------------------	----------------------------------	------------------------------	----------------------------------	------------------------------	----------------------------------	-------------------------------	----------------------------------	------------------------------	---------------------------------	------------------------------	----------------------------------	-------------------------------	----------------------------------

PITCHER	IP	WLS	BF	H	R	ER	SO	BB	IBB	HBP	BLK	WP	HR	S	P	ERA	WHIP
<b>Mac Suzuki, R</b> ERA: 5.82 (1, 1)	4.1	L	22	3	4	3	4	7	0	0	0	1	1	49	92	6.23	2.308
<b>Gabe White, L</b> ERA: 8.15 (5, 1)	1.2		5	1	0	0	3	0	0	0	0	0	0	13	20	0.00	0.600
<b>Mike Myers, L</b> ERA: 3.09 (7, 1)	0.2		5	1	3	3	0	1	1	0	0	0	0	4	14	40.50	3.000
<b>Juan Acevedo, R</b> ERA: 3.86 (7, 1)	1.1		7	3	1	1	2	0	0	0	0	0	1	13	19	6.75	2.250

**BOTTOM**

**Colorado Rockies @ San Diego Padres**  
Qualcomm Stadium, San Diego, CA

Wed Jul 04 2001, 9:05 PM EDT  
Att: 34,188 - Sunny - 79 F


AB	R	H	RBI	BB	SO	LOB
5	2	2	0	0	1	1
3	1	1	0	2	0	1
4	0	1	1	1	0	4
1	1	0	0	3	1	0
3	1	0	0	1	1	4
4	1	1	4	0	2	2
2	1	1	0	2	0	0
4	1	1	2	0	1	2
3	0	0	0	0	3	0
0	0	0	0	0	0	0
1	0	1	0	0	0	0
0	0	0	0	0	0	0
0	0	0	0	0	0	0

1B:	6	SF:	0
2B:	0	SAC:	0
3B:	0	DP:	2
HR:	2	HBP:	0
WP:	1	PA:	39
PB:	0		
SB:	4		
CS:	0		

livebaseballscorecards.com





Batter	1	2	3	4	5	6	7	8	9	AB R H RBI BB SO LOB	TOP											
Juan Pierre, L (1, 8) OBP: 0.387, SLG: 0.390	1-1 G4-3 17 HR 1B	1-0 F7			0-1 G6-3		2-2 1B		3-2 G3	5 1 2 0 0 0 3												
Neff Perez, S (1, 6) OBP: 0.338, SLG: 0.476	0-1 F8		0-2 F7		2-0 P6		0-3 K			4 0 0 0 0 1 2												
Larry Walker, L (1, 9) OBP: 0.439, SLG: 0.676	2-1 G4-3 1-2		1-0 HR			0-0 F9		1-1 L3		4 1 1 1 0 0 1												
17 Todd Helton, L (1, 3) OBP: 0.424, SLG: 0.664	2-1 HR 2-H		2-3 K			3-2 F9		0-0 G6-3		4 1 1 2 0 1 0												
Jeff Cirillo, R (1, 5) OBP: 0.364, SLG: 0.512	2-3 K		2-2 P4			0-0 1B 2B		0-2 1B		4 1 2 0 0 1 0												
Todd Walker, L (1, 4) OBP: 0.356, SLG: 0.494		1-0 G3			0-3 K		2-2 1B 2-H	1-2 G4-3		4 0 1 1 0 1 1												
Jacob Cruz, L (1, 7) OBP: 0.295, SLG: 0.321		0-0 E BB 1B			1-3 K		1-3 K		4-1 BB	3 0 1 0 1 2 1	AB 34 R 4 H 8 RBI 4 BB 2 SO 8 LOB 10											
Adam Melhuse, S (1, 2) OBP: 0.214, SLG: 0.333		4-2 E2 SH1-4 BB			0-3 K		0-1 G3-1		2-2 L4	3 0 0 0 1 1 1												
Pedro Astacio, R (1, 1) OBP: 0.103, SLG: 0.103		1-1 SH1-4 1-2			0-3 K		0-0 F2		0-0 B2	3 0 0 0 0 1 1												
Inning Stats	R: 2 E: 0 K: 1 S: 12	H: 2 LOB: 0 BB: 0 P: 19	R: 0 E: 1 K: 0 S: 8	H: 1 LOB: 2 BB: 1 P: 15	R: 1 E: 0 K: 1 S: 13	H: 1 LOB: 0 BB: 0 P: 18	R: 0 E: 0 K: 3 S: 11	H: 0 LOB: 0 BB: 0 P: 12	R: 0 E: 0 K: 1 S: 6	H: 0 LOB: 0 BB: 0 P: 8	R: 1 E: 0 K: 1 S: 14	H: 2 LOB: 1 BB: 0 P: 20	R: 0 E: 0 K: 1 S: 9	H: 1 LOB: 1 BB: 0 P: 11	R: 0 E: 0 K: 0 S: 9	H: 1 LOB: 1 BB: 0 P: 11	R: 0 E: 0 K: 0 S: 9	H: 0 LOB: 1 BB: 1 P: 17	1B: 5 2B: 1 3B: 0 HR: 2	SF: 0 SAC: 1 DP: 0 HBP: 0	WP: 0 PB: 0 SB: 0 CS: 0	PA: 37
PITCHER	IP WLS BF H R ER SO BB IBB HBP BLK WP HR S P ERA WHIP												PITCHER	IP WLS BF H R ER SO BB IBB HBP BLK WP HR S P ERA WHIP								
Adam Eaton, R (1, 1) ERA: 4.32	8.0 L 33 8 4 4 8 1 0 0 0 0 2 82 114 4.50 1.125																					
Rodney Myers, R (9, 1) ERA: 5.27	1.0 4 0 0 0 0 1 0 0 0 0 0 9 17 0.00 1.000																					

Colorado Rockies @ San Diego Padres  
Qualcomm Stadium, San Diego, CA  
Thu Jul 05 2001, 5:05 PM EDT  
Att. 20,541 - Cloudy - 81 F

livebaseballscorecards.com

Batter	1	2	3	4	5	6	7	8	9	AB R H RBI BB SO LOB
Damian Jackson, R (1, 4) OBP: 0.341, SLG: 0.371	0-1 F7			2-2 S 2B		0-0 F7		3-2 P5		4 0 1 0 0 0 1
Mark Kotsay, L (1, 8) OBP: 0.366, SLG: 0.428	1-3 K			2-2 G5-3		3-2 G4-3		2-2 E G5-3 1B		4 0 1 0 0 1 1
Ryan Klesko, L (1, 3) OBP: 0.405, SLG: 0.555	2-1 F8			4-0 S 2-3 BB		2-0 P5		2-1 G5-3 1-2		3 0 0 0 1 0 1
Phil Nevin, R (1, 5) OBP: 0.393, SLG: 0.572		1-3 K		0-1 P4		0-3 K		0-0 E6 G6-4-3 2-3		4 0 0 0 0 2 3
Mike Darr, L (1, 9) OBP: 0.389, SLG: 0.342		2-3 K		3-1 G3 1-2		0-0 F8		1-0 G6-4-3 1-2f		4 0 0 0 0 1 4
Bubba Trammell, R (1, 7) OBP: 0.332, SLG: 0.471		1-2 G6-3			1-1 G6-3		1-1 G5-3			3 0 0 0 0 0 0
Ben Davis, S (1, 2) OBP: 0.396, SLG: 0.415			0-0 F8		3-3 K		4-2 G6-3 BB			2 0 0 0 1 1 0
D'Angelo Jimenez, S (1, 6) OBP: 0.375, SLG: 0.500		1-3 K		0-0 1B		0-0 F8		0-0 F8		3 0 1 0 0 1 1
Adam Eaton, R (1, 1) OBP: 0.190, SLG: 0.132			2-3 K		0-2 P4		3-1 G6-3 1-2			2 0 0 0 0 1 1
Tony Gwynn, L (8, PH) OBP: 0.370, SLG: 0.412										1 0 0 0 0 0 1
Rodney Myers, R (9, 1)										0 0 0 0 0 0 0

Inning Stats	R: 0	H: 0	R: 0	H: 0	R: 0	H: 0	R: 0	H: 1	R: 0	H: 0	R: 0	H: 0	R: 0	H: 0	R: 0	H: 0	R: 0	H: 1	R: 0	H: 1	1B: 2	SF: 0	WP: 0	PA: 32
E: 0	LOB: 0	E: 0	LOB: 0	E: 0	LOB: 0	E: 0	LOB: 2	E: 0	LOB: 1	E: 0	LOB: 0	E: 0	LOB: 0	E: 0	LOB: 0	E: 0	LOB: 1	E: 1	LOB: 1	E: 1	LOB: 1	2B: 1	SAC: 0	PB: 0
K: 1	BB: 0	K: 2	BB: 0	K: 2	BB: 0	K: 0	BB: 1	K: 1	BB: 0	K: 1	BB: 0	K: 1	BB: 0	K: 0	BB: 0	K: 0	BB: 1	K: 0	BB: 0	K: 0	BB: 0	3B: 0	DP: 1	SB: 2
S: 7	P: 10	S: 12	P: 16	S: 7	P: 10	S: 10	P: 21	S: 11	P: 15	S: 6	P: 11	S: 6	P: 7	S: 12	P: 22	S: 8	P: 13	S: 8	P: 13	S: 8	P: 13	HR: 0	HBP: 0	CS: 0


PITCHER	IP	WLS	BF	H	R	ER	SO	BB	IBB	HBP	BLK	WP	HR	S	P	ERA	WHIP	PITCHER	IP	WLS	BF	H	R	ER	SO	BB	IBB	HBP	BLK	WP	HR	S	P	ERA	WHIP
Pedro Astacio, R (1, 1) ERA: 5.18	9.0	W	32	3	0	0	7	2	0	0	0	0	0	79	125	0.00	0.556																		

**BOTTOM**

**Colorado Rockies @ San Diego Padres**  
Qualcomm Stadium, San Diego, CA

Thu Jul 05 2001, 5:05 PM EDT  
Att. 20,541 - Cloudy - 81 F

AB	30
R	0
H	3
RBI	0
BB	2
SO	7
LOB	13



livebaseballscorecards.com



Batter	1	2	3	4	5	6	7	8	9	AB R H RBI BB SO LOB	TOP	
Frank Catalanotto, L (1, 7) OBP: 0.366, SLG: 0.485	0-1 G5-3	0-0 1B			0-1 WP 2B		3-2 G3-1		1-1 FC3-6	5 0 2 0 0 0 2		
Ivan Rodriguez, R (1, 2) OBP: 0.331, SLG: 0.543	1-2 1B	4-2 BB			1-3 K		1-1 F8		0-0 E5	4 0 1 0 1 1 2		
Alex Rodriguez, R (1, 6) OBP: 0.407, SLG: 0.612	4-2 1B	0-0 F3			1-0 G5-3			2-0 F8	4-0 BB	3 0 0 0 2 0 3		
Rafael Palmeiro, L (1, 3) OBP: 0.376, SLG: 0.561	1-0 F8		1-1 G3		2-1 G4-3			2-1 2B	2-3 K	5 0 1 0 0 1 6		
Gabe Kapler, R (1, 8) OBP: 0.331, SLG: 0.431	0-0 FC5-4		1-3 K			1-0 G3		0-0 F3		4 0 0 0 0 1 3		
Ricky Ledee, L (1, 9) OBP: 0.284, SLG: 0.279		0-1 P6	2-2 G3-1			0-0 G3		0-0 F9		4 0 0 0 0 0 1		
Mike Lamb, L (1, 5) OBP: 0.344, SLG: 0.426		2-2 10 HR 1B		1-3 K		2-0 E6 10 FC6-4			3-1 FC3-6 10 E 1B	4 2 2 0 0 1 0	AB 37 R 3 H 7 RBI 2 BB 3 SO 7 LOB 21	
10 Michael Young, R (1, 4) OBP: 0.269, SLG: 0.322		1-1 HR		0-3 K		3-1 FC6-4			0-2 E6 FC3-6	4 1 1 2 0 1 2		
Rick Helling, R (1, 1)		2-2 G1-6-3		3-2 G6-3			2-3 K		2-3 K	2 0 0 0 0 0 0		
Kevin Foster, R (6, 1)										0 0 0 0 0 0 0		
Bo Porter, R (7, PH) OBP: 0.300, SLG: 0.371										1 0 0 0 0 1 0		
Mark Petkovsek, R (7, 1)										0 0 0 0 0 0 0		
Ruben Sierra, S (9, PH) OBP: 0.315, SLG: 0.667										1 0 0 0 0 1 2		
<b>Inning Stats</b>	R: 0 H: 1 E: 0 LOB: 2 K: 0 BB: 1 S: 9 P: 15	R: 2 H: 3 E: 0 LOB: 2 K: 0 BB: 1 S: 15 P: 24	R: 0 H: 0 E: 0 LOB: 0 K: 1 BB: 0 S: 11 P: 15	R: 0 H: 0 E: 0 LOB: 0 K: 2 BB: 0 S: 11 P: 15	R: 0 H: 1 E: 0 LOB: 1 K: 1 BB: 0 S: 9 P: 13	R: 0 H: 0 E: 1 LOB: 1 K: 0 BB: 0 S: 5 P: 11	R: 0 H: 0 E: 0 LOB: 0 K: 1 BB: 0 S: 9 P: 15	R: 0 H: 1 E: 0 LOB: 1 K: 0 BB: 0 S: 5 P: 9	R: 1 H: 1 E: 2 LOB: 3 K: 2 BB: 1 S: 15 P: 27	1B: 4 SF: 0 2B: 2 SAC: 0 3B: 0 DP: 0 HR: 1 HBP: 0	WP: 1 PA: 40 PB: 0 SB: 1 CS: 0	
<b>PITCHER</b>	IP WLS BF H R ER SO BB IBB HBP BLK WP HR S P ERA WHIP											
Kevin Jarvis, R (1, 1) ERA: 4.98	6.0 W 26 5 2 2 4 2 0 0 0 0 1 1 60 93 3.00 1.167											
David Lee, R (7, 1) ERA: 3.0	2.0 7 1 0 0 1 0 0 0 0 0 0 0 14 24 0.00 0.500											
Rodney Myers, R (9, 1) ERA: 5.14	0.2 6 1 1 0 1 1 0 0 0 0 0 0 12 22 0.00 3.000											
Trevor Hoffman, R (9, 1) ERA: 4.31	0.1 S 1 0 0 0 1 0 0 0 0 0 0 0 3 5 0.00 0.000											

Texas Rangers @ San Diego Padres  
Qualcomm Stadium, San Diego, CA

Fri Jul 06 2001, 10:05 PM EDT  
Att. 24,549 - Cloudy - 77 F

livebaseballscorecards.com







Batter	1	2	3	4	5	6	7	8	9	AB R H RBI BB SO LOB	TOP											
<b>Frank Catalanotto, L</b> (1, 7) <small>OBP: 0.370, SLG: 0.488</small> <b>Gabe Kapler, R</b> (7, PH) <small>OBP: 0.336, SLG: 0.433</small> <b>59 Jeff Zimmerman, R</b> (9, 1)	0-3 K		3-1 1B			0-0 FC4-6 1B	0-0 1-2 3-H 1B		4-1 S BB	3 0 2 0 0 1 0 1 0 1 1 1 0 0 0 0 0 0 0 0 0												
<b>Ricky Ledee, L</b> (1, 8) <small>OBP: 0.264, SLG: 0.258</small> (7, 7) (9, 8)	0-1 G4-3		0-2 G4-3			1-1 FC4-6 1-2f HR	1-3 K		2-3 K	5 1 0 0 0 2 5												
<b>Alex Rodriguez, R</b> (1, 6) <small>OBP: 0.402, SLG: 0.603</small>	1-3 K			1-2 G6-3		0-2 F3	0-3 K		3-3 K	5 0 0 0 0 3 4												
<b>Rafael Palmeiro, L</b> (1, 3) <small>OBP: 0.377, SLG: 0.570</small>		1-2 1B 1B		1-3 K		1-0 1-H HR		1-3 K		4 1 2 2 0 2 0												
<b>Ivan Rodriguez, R</b> (1, 2) <small>OBP: 0.333, SLG: 0.543</small>		1-2 G6-4-3 1B		0-2 1B		1-1 G4-3		0-2 G5-3		4 0 2 0 0 0 0												
<b>Ruben Sierra, S</b> (1, 9) <small>OBP: 0.320, SLG: 0.667</small>		1-0 F9		2-2 F8			4-2 10 SH5-4 1B BB	0-0 1B 2B		3 1 1 0 1 0 3												
<b>Mike Lamb, L</b> (1, 5) <small>OBP: 0.353, SLG: 0.431</small> <b>Mike Venafo, L</b> (8, 1) <b>Bo Porter, R</b> (9, 7) <small>OBP: 0.300, SLG: 0.371</small>		2-2 G6-4-3		0-2 P6		0-0 1B 10 SH5-4 1B	0-0 1B			4 1 2 0 0 0 2 0 0 0 0 0 0 0 0 0 0 0 0 0 0												
<b>10 Michael Young, R</b> (1, 4) <small>OBP: 0.263, SLG: 0.314</small>			1-1 G6-3		2-3 K		1-1 SH5-4	1-2 F9		3 0 0 0 0 1 2												
<b>Doug Davis, R</b> (1, 1) <b>Andres Galarraga, R</b> (7, PH) <small>OBP: 0.316, SLG: 0.410</small> <b>Pat Mahomes, R</b> (7, 1) <small>OBP: 1.000, SLG: 1.000</small> <b>Scott Sheldon, R</b> (8, 5) <small>OBP: 0.291, SLG: 0.396</small>			0-3 K		0-3 K		1-1 1B 2-3 3-H 1B		1-3 K	2 0 0 0 0 2 0 1 0 1 1 0 0 0 0 0 0 0 0 0 0 1 0 0 0 0 1 0												
<b>Inning Stats</b>	R: 0 E: 0 K: 2 S: 9	H: 0 LOB: 0 BB: 0 P: 10	R: 0 E: 0 K: 0 S: 13	H: 2 LOB: 1 BB: 0 P: 18	R: 0 E: 0 K: 1 S: 10	H: 1 LOB: 1 BB: 0 P: 14	R: 0 E: 0 K: 1 S: 12	H: 1 LOB: 1 BB: 0 P: 16	R: 0 E: 0 K: 2 S: 10	H: 0 LOB: 0 BB: 0 P: 12	R: 2 E: 0 K: 0 S: 10	H: 2 LOB: 0 BB: 0 P: 13	R: 2 E: 0 K: 2 S: 15	H: 3 LOB: 2 BB: 1 P: 22	R: 0 E: 0 K: 1 S: 13	H: 2 LOB: 2 BB: 0 P: 15	R: 0 E: 0 K: 3 S: 11	H: 0 LOB: 1 BB: 1 P: 21	1B: 9 2B: 1 3B: 0 HR: 1	SF: 0 SAC: 1 DP: 1 HBP: 0	WP: 0 PB: 0 SB: 1 CS: 0	PA: 39
<b>PITCHER</b>	IP WLS BF H R ER SO BB IBB HBP BLK WP HR S P ERA WHIP																					
<b>Bobby Jones, R</b> (1, 1) <small>ERA: 4.02</small> <b>Jose Nunez, L</b> (7, 1) <small>ERA: 7.8</small> <b>Tom Davey, R</b> (7, 1) <small>ERA: 3.74</small> <b>Rudy Seanez, R</b> (9, 1) <small>ERA: 3.0</small>	6.1 L 27 8 4 4 6 1 0 0 0 0 0 1 72 97 5.68 1.421																					

Texas Rangers @ San Diego Padres  
 Qualcomm Stadium, San Diego, CA  
 Sat Jul 07 2001, 10:05 PM EDT  
 Att. 44,707 - Sunny - 78 F

livebaseballscorecards.com

AB	36
R	4
H	11
RBI	4
BB	2
SO	12
LOB	16



Batter	1	2	3	4	5	6	7	8	9	AB R H RBI BB SO LOB
Rickey Henderson, R (1, 7) OBP: 0.356, SLG: 0.346	2-0 G6-3	0-1 BB BB 1B		2-3 K		4-1 BB BB BB		1-0 BB 1B		4 0 2 2 1 1 0
Mark Kotsay, L (1, 8) OBP: 0.372, SLG: 0.428	0-1 E5 1B	4-2 BB BB 1B		1-2 F8		0-1 F7		4-0 BB BB 1B		3 0 0 0 2 0 2
Ryan Klesko, L (1, 3) OBP: 0.409, SLG: 0.563	2-2 1B	4-1 BB BB BB		0-0 2B		1-3 K		0-0 G3-1		4 0 2 1 1 1 4
Phil Nevin, R (1, 5) OBP: 0.394, SLG: 0.582	2-3 K	1-3 K		2-3 K		2-1 1B		2-3 K		5 0 1 0 0 4 6
Bubba Trammell, R (1, 9) OBP: 0.326, SLG: 0.461	2-2 G3	0-3 K		1-3 K		2-3 K		3-2 F7		5 0 0 0 0 3 6
Ben Davis, S (1, 2)		0-0 FC6-4 1B	2-1 G4-3 1B		0-0 G5-3		0-2 F8		3-3 K	5 0 2 0 0 1 1
Damian Jackson, R (1, 4) OBP: 0.338, SLG: 0.366		0-1 FC6-4 1B	0-2 G4-3		1-1 F3		2-3 K			4 1 0 0 0 1 3
D'Angelo Jimenez, S (1, 6) OBP: 0.354, SLG: 0.463		4-2 BB BB 1B	2-0 F8		1-2 SH1-4 2B		2-2 G3			3 1 1 0 1 0 1
Bobby Jones, R (1, 1) OBP: 0.147, SLG: 0.152		0-0 BB BB 1B	3-1 F7		0-0 SH1-4		0-1 G6-3			2 1 1 0 0 0 1
Jose Nunez, L (7, 1)										0 0 0 0 0 0 0
Tom Davey, R (7, 1)										0 0 0 0 0 0 0
Wiki Gonzalez, R (8, PH) OBP: 0.319, SLG: 0.537										1 0 0 0 0 0 0
Rudy Seanez, R (9, 1)										0 0 0 0 0 0 0

Inning Stats	R: 0 E: 1 K: 1 S: 14	H: 1 LOB: 2 BB: 0 P: 22	R: 3 E: 0 K: 2 S: 22	H: 3 LOB: 3 BB: 3 P: 35	R: 0 E: 0 K: 0 S: 8	H: 1 LOB: 1 BB: 0 P: 15	R: 0 E: 0 K: 2 S: 11	H: 1 LOB: 1 BB: 0 P: 16	R: 0 E: 0 K: 1 S: 6	H: 0 LOB: 0 BB: 0 P: 8	R: 0 E: 0 K: 1 S: 11	H: 1 LOB: 2 BB: 1 P: 17	R: 0 E: 0 K: 2 S: 13	H: 1 LOB: 1 BB: 0 P: 19	R: 0 E: 0 K: 0 S: 7	H: 1 LOB: 2 BB: 1 P: 14	R: 0 E: 0 K: 2 S: 9	H: 0 LOB: 0 BB: 0 P: 17	1B: 7 2B: 2 3B: 0 HR: 0	SF: 0 SAC: 1 DP: 0 HBP: 0	WP: 0 PB: 0 SB: 1 CS: 0	PA: 42
--------------	-------------------------------	----------------------------------	-------------------------------	----------------------------------	------------------------------	----------------------------------	-------------------------------	----------------------------------	------------------------------	---------------------------------	-------------------------------	----------------------------------	-------------------------------	----------------------------------	------------------------------	----------------------------------	------------------------------	----------------------------------	----------------------------------	------------------------------------	----------------------------------	--------

PITCHER	IP	WLS	BF	H	R	ER	SO	BB	IBB	HBP	BLK	WP	HR	S	P	ERA	WHIP
Doug Davis, L (1, 1) ERA: 4.98	6.0	W	30	7	3	3	7	4	0	0	0	0	0	72	113	4.50	1.833
Pat Mahomes, R (7, 1) ERA: 6.5	1.0	H	4	1	0	0	2	0	0	0	0	0	0	13	19	0.00	1.000
Mike Venafro, L (8, 1) ERA: 2.76	1.0	H	5	1	0	0	0	1	0	0	0	0	0	7	14	0.00	2.000
59 Jeff Zimmerman, R (9, 1) ERA: 3.38	1.0	S	3	0	0	0	2	0	0	0	0	0	0	9	17	0.00	0.000

BOTTOM

Texas Rangers @ San Diego Padres  
Qualcomm Stadium, San Diego, CA

Sat Jul 07 2001, 10:05 PM EDT  
Att: 44,707 - Sunny - 78 F

AB	36
R	3
H	9
RBI	3
BB	5
SO	11
LOB	24



WP	PA	ERA	WHIP
0	42		



Batter	1	2	3	4	5	6	7	8	9	AB R H RBI BB SO LOB	TOP											
Frank Catalanotto, L (1, 7) OBP: 0.364, SLG: 0.478	1-3 K		1-3 K2-3		1-3 K		1-2 F5			4 0 0 0 0 3 2												
Ricky Ledee, L (1, 9) OBP: 0.263, SLG: 0.271	1-1 2B		2-3 K			0-0 P6		2-3 K		4 0 1 0 0 2 0												
Alex Rodriguez, R (1, 6) OBP: 0.397, SLG: 0.596	0-0 F8			2-2 L5		1-0 G1-3		0-3 K		4 0 0 0 0 1 1												
Rafael Palmeiro, L (1, 3) OBP: 0.378, SLG: 0.567	4-0 FC6-4 BB			0-2 1B		3-2 G4-3		3-2 F8		3 0 1 0 1 0 0												
Ivan Rodriguez, R (1, 2) OBP: 0.336, SLG: 0.544	2-1 FC6-4			0-1 L7			3-2 2B		2-1 FC3-6 HBP	3 1 1 0 0 0 3												
Mike Lamb, L (1, 5) OBP: 0.347, SLG: 0.435		1-2 P6		0-1 F7			3-2 1B 10 1B		1-1 FC3-6	4 1 1 1 0 0 2												
Gabe Kapler, R (1, 8) OBP: 0.338, SLG: 0.435		2-3 K			1-2 SH1-4 1B		0-0 G5-3 10 1B		3-3 K	4 0 2 0 0 2 1												
10 Michael Young, R (1, 4) OBP: 0.263, SLG: 0.312		0-3 K			1-0 F8		0-0 G5-3 1B		2-2 F9	4 0 1 1 0 1 2												
Darren Oliver, R (1, 1) OBP: 0.333, SLG: 0.500			0-1 L3		0-0 SH1-4		1-1 G5-3			1 0 0 0 0 0 0												
Aaron Myette, R (5, 1)										0 0 0 0 0 0 0												
Andres Galarraga, R (7, PH) OBP: 0.315, SLG: 0.408										1 0 0 0 0 0 2												
Juan Moreno, L (7, 1)										0 0 0 0 0 0 0												
Mark Petkovsek, R (8, 1)										0 0 0 0 0 0 0												
<b>Inning Stats</b>	R: 0 E: 0 K: 1 S: 8	H: 1 LOB: 2 BB: 1 P: 16	R: 0 E: 0 K: 2 S: 10	H: 0 LOB: 0 BB: 0 P: 13	R: 0 E: 0 K: 2 S: 8	H: 0 LOB: 0 BB: 0 P: 11	R: 0 E: 0 K: 0 S: 11	H: 1 LOB: 1 BB: 0 P: 13	R: 0 E: 0 K: 1 S: 12	H: 1 LOB: 1 BB: 0 P: 15	R: 0 E: 0 K: 0 S: 6	H: 0 LOB: 0 BB: 0 P: 10	R: 2 E: 0 K: 0 S: 13	H: 4 LOB: 1 BB: 0 P: 21	R: 0 E: 0 K: 2 S: 10	H: 0 LOB: 0 BB: 0 P: 15	R: 0 E: 0 K: 1 S: 9	H: 0 LOB: 1 BB: 0 P: 17	1B: 4 2B: 3 3B: 0 HR: 0	SF: 0 SAC: 1 DP: 1 HBP: 1	WP: 0 PB: 0 SB: 0 CS: 0	PA: 35
<b>PITCHER</b>	IP WLS BF H R ER SO BB IBB HBP BLK WP HR S P ERA WHIP																					
Woody Williams, R (1, 1) ERA: 5.04	6.0 W 25 6 2 2 6 1 0 0 0 0 0 0 62 91 3.00 1.167																					
David Lee, R (7, 1) ERA: 2.81	2.0 H 6 1 0 0 2 0 0 0 0 0 0 0 16 23 0.00 0.500																					
Rodney Myers, R (9, 1) ERA: 4.97	1.0 4 0 0 0 1 0 0 0 1 0 0 0 9 17 0.00 0.000																					

Texas Rangers @ San Diego Padres  
Qualcomm Stadium, San Diego, CA  
Sun Jul 08 2001, 5:00 PM EDT  
Att. 26,866 - Sunny - 81 F

livebaseballscorecards.com

AB	32
R	2
H	7
RBI	2
BB	1
SO	9
LOB	13



Batter	1	2	3	4	5	6	7	8	9
Rickey Henderson, R OBP: 0.361, SLG: 0.345 Rodney Myers, R (9, 1)	2-2 G5-4-3 1B		4-2 G3-6-3 BB		3-2 G4-3 2-3	3-3 K		4-2 G4-6-3 1-2 2-3 BB	
Mark Kotsay, L OBP: 0.372, SLG: 0.431 (1, 8)	1-3 K		1-0 F8		0-0 HR 1B		1-1 HR 2B	0-0 G4-6-3 1-2f 2-3 3-H	
Ryan Klesko, L OBP: 0.406, SLG: 0.556 (1, 3)	0-0 G5-4-3 1-2f		0-0 G3-6-3 1-2f		2-3 K		1-1 F9	4-2 2B BB	
Phil Nevin, R OBP: 0.400, SLG: 0.596 (1, 5)		2-3 K		4-1 HR BB	0-2 HR		4-0 HR IBB	1-0 2B	
Wiki Gonzalez, R OBP: 0.325, SLG: 0.569 (1, 2)		0-1 G3		1-3 K 1B	2-0 BB		2-2 HR	1-1 F9	
Damian Jackson, R OBP: 0.345, SLG: 0.383 (1, 4)		4-0 BB 1B BB		2-2 HR	4-2 BB		3-2 F7		
Alex Arias, R OBP: 0.317, SLG: 0.360 (1, 6)		0-1 BB 1B		2-2 F8	2-0 P3		0-3 K		
Cesar Crespo, S OBP: 0.340, SLG: 0.282 (9, 7)		4-1 BB 1B 2-3 BB		0-0 G6-3		1-1 G4-3		0-2 BB 1B G4-6-3 1B	
Woody Williams, R OBP: 0.231, SLG: 0.255 David Lee, R (7, 1)		2-3 K			2-1 G4-3 1B 2B	2-3 K		2-2 G4-6-3 BB 1B	
Tony Gwynn, L OBP: 0.393, SLG: 0.453 Mike Darr, L OBP: 0.391, SLG: 0.339 (8, PR) (9, 9)									

Inning Stats	R: 0 E: 0 K: 1 S: 7	H: 1 LOB: 0 BB: 0 P: 10	R: 0 E: 0 K: 2 S: 13	H: 1 LOB: 3 BB: 2 P: 25	R: 0 E: 0 K: 0 S: 4	H: 0 LOB: 0 BB: 1 P: 9	R: 2 E: 0 K: 1 S: 11	H: 1 LOB: 0 BB: 1 P: 20	R: 3 E: 0 K: 1 S: 20	H: 4 LOB: 2 BB: 1 P: 35	R: 0 E: 0 K: 2 S: 9	H: 0 LOB: 0 BB: 0 P: 15	R: 3 E: 0 K: 1 S: 15	H: 2 LOB: 0 BB: 1 P: 26	R: 3 E: 0 K: 0 S: 16	H: 3 LOB: 2 BB: 2 P: 28
--------------	------------------------------	----------------------------------	-------------------------------	----------------------------------	------------------------------	---------------------------------	-------------------------------	----------------------------------	-------------------------------	----------------------------------	------------------------------	----------------------------------	-------------------------------	----------------------------------	-------------------------------	----------------------------------

PITCHER	IP	WLS	BF	H	R	ER	SO	BB	IBB	HBP	BLK	WP	HR	S	P	ERA	WHIP
Darren Oliver, L ERA: 6.2 (1, 1)	4.2	L	24	7	5	5	5	5	0	0	0	0	2	54	96	9.64	2.571
Aaron Myette, R ERA: 9.0 (5, 1)	1.1		4	0	0	0	2	0	0	0	0	0	0	10	18	0.00	0.000
Juan Moreno, L ERA: 2.79 (7, 1)	1.0		6	2	3	3	1	0	1	0	0	0	1	15	26	27.00	2.000
Mark Petkovsek, R ERA: 6.56 (8, 1)	1.0		7	3	3	3	0	2	0	0	0	0	0	16	28	27.00	5.000

**AB R H RBI BB SO LOB**

**3 0 1 0 2 1 1**  
**0 0 0 0 0 0 0**

**5 2 2 1 0 1 4**

**4 1 0 0 1 1 4**

**3 3 2 4 2 1 0**

**5 1 2 3 0 1 3**

**2 1 1 2 2 0 0**

**4 0 1 0 0 1 2**

**3 1 1 0 1 0 0**

**3 1 1 0 0 2 3**  
**0 0 0 0 0 0 0**  
**1 0 1 0 0 0 0**  
**0 1 0 0 0 0 0**

**1B: 6 SF: 0**  
**2B: 3 SAC: 0**  
**3B: 0 DP: 3**  
**HR: 3 HBP: 0**

**WP: 0 PA: 41**  
**PB: 0**  
**SB: 0**  
**CS: 0**

**AB 33**  
**R 11**  
**H 12**  
**RBI 10**  
**BB 8**  
**SO 8**  
**LOB 17**

**Texas Rangers @ San Diego Padres**  
**Qualcomm Stadium, San Diego, CA**

Sun Jul 08 2001, 5:00 PM EDT  
Att: 26,866 - Sunny - 81 F



[livebaseballscorecards.com](http://livebaseballscorecards.com)



Batter	1	2	3	4	5	6	7	8	9	AB	R	H	RBI	BB	SO	LOB	TOP								
<b>Damian Jackson, R</b> (1, 4) OBP: 0.342, SLG: 0.383	2-2 F9		0-0 F9	3-2 1B 2B		1-2 G6-3		1-0 G5-3		5	1	1	1	0	0	1									
<b>Mark Kotsay, L</b> (1, 8) OBP: 0.376, SLG: 0.442	0-0 1B		0-1 2B 3B	2-2 1B 1B		1-3 K		0-0 F8		5	2	3	2	0	1	0									
<b>Ryan Klesko, L</b> (1, 3) OBP: 0.406, SLG: 0.557	0-2 P6		2-0 2B	1-2 1B		3-0 G3-1		2-0 G4-3		5	0	2	2	0	0	1									
<b>Phil Nevin, R</b> (1, 5) OBP: 0.397, SLG: 0.588	0-2 L6		1-2 G3	4-0 BB			3-2 F8	0-0 F8		4	0	0	0	1	0	2									
<b>Mike Darr, L</b> (1, 9) OBP: 0.393, SLG: 0.342		0-0 G5-4-3 1B						0-1 1B WP 2-4-2 1B		4	0	2	0	0	0	2									
<b>Bubba Trammell, R</b> (1, 7) OBP: 0.329, SLG: 0.462		1-0 L5		0-2 2B 1B		0-0 F3		2-1 1B		4	1	2	0	0	0	1									
<b>Ben Davis, S</b> (1, 2) OBP: 0.392, SLG: 0.411		1-1 G5-4-3		1-0 2B 2B		4-2 1B CS BB		3-3 K		3	1	1	0	1	1	3									
<b>Tom Davey, R</b> (7, 1)				1-3 2B						0	0	0	0	0	0	0									
<b>Trevor Hoffman, R</b> (9, 1)										0	0	0	0	0	0	0									
<b>D'Angelo Jimenez, S</b> (1, 6) OBP: 0.365, SLG: 0.489			0-2 G1-3	0-2 2B 2B		3-2 1B		1-2 2-4-2	2-0 F8	4	1	2	2	0	0	0									
<b>Bobby Jones, R</b> (1, 1) OBP: 0.162, SLG: 0.194			0-2	2-H 3-H		1-3 1B		3-H																	
<b>David Lee, R</b> (6, 1)									1-2 G6-3																
<b>Wiki Gonzalez, R</b> (7, 2) OBP: 0.321, SLG: 0.562				0-3 K		1-3 K				3	1	1	0	0	2	3									
<b>Inning Stats</b>	R: 0 E: 0 K: 0 S: 12	H: 1 LOB: 1 BB: 0 P: 14	R: 0 E: 0 K: 0 S: 4	H: 1 LOB: 0 BB: 0 P: 6	R: 2 E: 0 K: 0 S: 13	H: 3 LOB: 1 BB: 0 P: 16	R: 5 E: 0 K: 1 S: 22	H: 6 LOB: 2 BB: 1 P: 34	R: 0 E: 0 K: 1 S: 11	H: 1 LOB: 1 BB: 1 P: 19	R: 0 E: 0 K: 1 S: 8	H: 0 LOB: 0 BB: 0 P: 13	R: 0 E: 0 K: 1 S: 14	H: 2 LOB: 2 BB: 0 P: 23	R: 0 E: 0 K: 0 S: 5	H: 0 LOB: 0 BB: 0 P: 9	R: 0 E: 0 K: 0 S: 3	H: 0 LOB: 0 BB: 0 P: 5	1B: 8 2B: 5 3B: 1 HR: 0	SF: 0 SAC: 0 DP: 1 HBP: 0	WP: 1 PB: 0 SB: 1 CS: 1	PA: 40			
<b>PITCHER</b>	IP	WLS	BF	H	R	ER	SO	BB	IBB	HBP	BLK	WP	HR	S	P	ERA	WHIP								
<b>Shane Reynolds, R</b> (1, 1) ERA: 5.0	4.1	L	26	12	7	7	1	2	0	0	0	0	0	58	84	14.54	3.231								
<b>Dave Micki, R</b> (5, 1) ERA: 7.36	1.2		4	0	0	0	2	0	0	0	0	0	0	12	18	0.00	0.000								
<b>Ron Villone, L</b> (7, 1) ERA: 5.81	3.0		11	2	0	0	1	0	0	0	0	1	0	22	37	0.00	0.667								

**San Diego Padres @ Houston Astros**  
**Enron Field, Houston, TX**  
 Thu Jul 12 2001, 8:05 PM EDT  
 Att: 31,597 - Dome - 72 F

[livebaseballscorecards.com](http://livebaseballscorecards.com)

<b>AB</b>	<b>38</b>
<b>R</b>	<b>7</b>
<b>H</b>	<b>14</b>
<b>RBI</b>	<b>7</b>
<b>BB</b>	<b>2</b>
<b>SO</b>	<b>4</b>
<b>LOB</b>	<b>13</b>



Batter	1	2	3	4	5	6	7	8	9	AB	R	H	RBI	BB	SO	LOB
<b>Craig Biggio, R</b> OBP: 0.391, SLG: 0.491 (1, 4)	2-2 G1-3		0-1 F8 2B		0-0 F7		2-2 G4-6-3 1B			4	0	2	0	0	0	1
<b>Julio Lugo, R</b> OBP: 0.335, SLG: 0.433 (1, 6)	1-3 K		1-1 F8 2-3		0-0 5 2B 17 SF8 1B		2-3 K			4	1	1	0	0	2	2
<b>5 Jeff Bagwell, R</b> OBP: 0.363, SLG: 0.535 (1, 3)	3-2 HR		1-3 K		3-0 17 SF8 2B		0-1 G4-6-3 1-2f			4	1	2	2	0	1	2
<b>17 Lance Berkman, S</b> OBP: 0.463, SLG: 0.710 (1, 7)	3-3 K			4-1 G5-3 1B BB	0-2 SF8		2-2 G6-3			2	0	0	1	1	1	0
<b>Moises Alou, R</b> OBP: 0.404, SLG: 0.615 (1, 9)		2-2 G5-3		0-2 G5-3 1B	2-2 P3		0-0 G3			4	0	1	0	0	0	1
<b>Richard Hidalgo, R</b> OBP: 0.348, SLG: 0.471 (1, 8)		0-2 F8		3-2 G5-3 1-2 2-3		0-0 2B		1-3 K		4	0	1	0	0	1	2
<b>Vinny Castilla, R</b> OBP: 0.298, SLG: 0.439 (1, 5)		1-3 K		0-0 G5-3		2-1 G5-3		0-0 F5		4	0	0	0	0	1	3
<b>Tony Eusebio, R</b> OBP: 0.337, SLG: 0.500 (1, 2)			0-0 HR	2-1 G5-3		0-2 P4		3-3 K		4	1	1	1	0	1	3
<b>Shane Reynolds, R</b> OBP: 0.063, SLG: 0.156 (1, 1)			2-3 K		2-1 5 2B 1B		1-3 K		1-3 K	1	0	0	0	0	1	0
<b>Dave Mlicki, R</b> OBP: 0.250, SLG: 0.250 (5, 1)										1	1	1	0	0	0	0
<b>Orlando Merced, S</b> OBP: 0.351, SLG: 0.560 (6, PH)										1	0	0	0	0	1	1
<b>Ron Villone, L</b> (7, 1)										0	0	0	0	0	0	0
<b>Daryle Ward, L</b> OBP: 0.312, SLG: 0.471 (9, PH)										1	0	0	0	0	1	0

Inning Stats	R: 1	H: 1	E: 0	K: 2	S: 15	LOB: 0	BB: 0	P: 24	R: 0	H: 0	E: 0	K: 1	S: 10	LOB: 0	BB: 0	P: 13	R: 1	H: 2	E: 0	K: 2	S: 11	LOB: 1	BB: 0	P: 15	R: 0	H: 1	E: 0	K: 0	S: 17	LOB: 2	BB: 1	P: 26	R: 2	H: 3	E: 0	K: 0	S: 12	LOB: 1	BB: 0	P: 19	R: 0	H: 1	E: 0	K: 1	S: 9	LOB: 1	BB: 0	P: 12	R: 0	H: 1	E: 0	K: 1	S: 8	LOB: 0	BB: 0	P: 12	R: 0	H: 0	E: 0	K: 1	S: 7	LOB: 0	BB: 0	P: 10	R: 0	H: 0	E: 0	K: 2	S: 8	LOB: 0	BB: 0	P: 12	R: 0	H: 0	E: 0	K: 2	S: 8	LOB: 0	BB: 0	P: 12	1B: 4	2B: 3	3B: 0	HR: 2	SF: 1	SAC: 0	DP: 1	HBP: 0	WP: 0	PB: 0	SB: 0	CS: 0	PA: 36
--------------	------	------	------	------	-------	--------	-------	-------	------	------	------	------	-------	--------	-------	-------	------	------	------	------	-------	--------	-------	-------	------	------	------	------	-------	--------	-------	-------	------	------	------	------	-------	--------	-------	-------	------	------	------	------	------	--------	-------	-------	------	------	------	------	------	--------	-------	-------	------	------	------	------	------	--------	-------	-------	------	------	------	------	------	--------	-------	-------	------	------	------	------	------	--------	-------	-------	-------	-------	-------	-------	-------	--------	-------	--------	-------	-------	-------	-------	--------

PITCHER	IP	WLS	BF	H	R	ER	SO	BB	IBB	HBP	BLK	WP	HR	S	P	ERA	WHIP
<b>Bobby Jones, R</b> ERA: 4.15 (1, 1)	5.0	W	23	7	4	4	5	1	0	0	0	0	2	65	97	7.20	1.600
<b>David Lee, R</b> ERA: 2.7 (6, 1)	1.1	H	6	2	0	0	2	0	0	0	0	0	0	15	22	0.00	1.500
<b>Tom Davey, R</b> ERA: 3.57 (7, 1)	1.2	H	4	0	0	0	1	0	0	0	0	0	0	9	12	0.00	0.000
<b>Trevor Hoffman, R</b> ERA: 4.18 (9, 1)	1.0	S	3	0	0	0	2	0	0	0	0	0	0	8	12	0.00	0.000

BOTTOM

San Diego Padres @ Houston Astros  
Enron Field, Houston, TX  
Thu Jul 12 2001, 8:05 PM EDT  
Att: 31,597 - Dome - 72 F

livebaseballscores.com

AB	34
R	4
H	9
RBI	4
BB	1
SO	10
LOB	15





Batter	1	2	3	4	5	6	7	8	9	AB R H RBI BB SO LOB	TOP											
<b>Damian Jackson, R</b> (1, 4) OBP: 0.338, SLG: 0.388	0-0 F7		3-3 K		4-2 HR BB	2-0 HR			1-3 K	4 2 1 4 1 2 1												
<b>Mark Kotsay, L</b> (1, 8) OBP: 0.375, SLG: 0.450	1-0 FC4-6 1B		0-3 K		0-0 HR	1-2 P6			2-3 K	5 1 2 2 0 2 1												
<b>Ryan Klesko, L</b> (1, 3) OBP: 0.408, SLG: 0.557	0-2 FC4-6 1-2f			3-2 F7	3-3 K		1-1 G6-3		1-2 1B	5 0 1 0 0 1 1												
<b>Phil Nevin, R</b> (1, 5) OBP: 0.394, SLG: 0.599	0-0 G4-3			1-2 HR		1-2 G3-1	1-1 G5-3		0-3 K	5 1 1 1 0 1 2												
<b>Mike Darr, L</b> (1, 9) OBP: 0.385, SLG: 0.332		0-1 G6-3		0-0 G6-3		1-1 G3-1	3-3 K			4 0 0 0 0 1 0												
<b>Bubba Trammell, R</b> (1, 7) OBP: 0.330, SLG: 0.458		0-1 G6-3		4-1 BB		1-1 BB 1B		2-3 K		3 1 1 0 1 1 0												
<b>Emil Brown, R</b> (9, 7) OBP: 0.298, SLG: 0.323										0 0 0 0 0 0 0												
<b>Ben Davis, S</b> (1, 2) OBP: 0.390, SLG: 0.406		3-1 L9		2-0 F7		4-1 1B 1-2 HR BB		0-3 K		3 1 0 0 1 1 1												
<b>D'Angelo Jimenez, S</b> (1, 6) OBP: 0.350, SLG: 0.453			0-3 K		1-2 G3	2-2 HR 1B		0-0 E5		4 1 1 1 0 1 0												
<b>Kevin Jarvis, L</b> (1, 1) OBP: 0.350, SLG: 0.444			4-2 BB		0-3 K	4-2 HR BB		1-0 F9		1 1 0 0 2 1 0												
<b>David Lee, R</b> (6, 1)										0 0 0 0 0 0 0												
<b>Rudy Seanez, R</b> (7, 1)										0 0 0 0 0 0 0												
<b>Dave Magadan, L</b> (8, PH)										1 0 0 0 0 0 1												
<b>Tom Davey, R</b> (8, 1)										0 0 0 0 0 0 0												
<b>Trevor Hoffman, R</b> (8, 1)										0 0 0 0 0 0 0												
<b>Inning Stats</b>	R: 0 E: 0 K: 0 S: 6	H: 1 LOB: 1 BB: 0 P: 7	R: 0 E: 0 K: 0 S: 6	H: 0 LOB: 0 BB: 0 P: 9	R: 0 E: 0 K: 3 S: 14	H: 0 LOB: 1 BB: 1 P: 21	R: 1 E: 0 K: 0 S: 10	H: 1 LOB: 1 BB: 1 P: 20	R: 2 E: 0 K: 2 S: 12	H: 1 LOB: 0 BB: 1 P: 20	R: 5 E: 0 K: 0 S: 19	H: 3 LOB: 0 BB: 2 P: 35	R: 0 E: 0 K: 1 S: 7	H: 0 LOB: 0 BB: 0 P: 12	R: 0 E: 1 K: 2 S: 11	H: 0 LOB: 1 BB: 0 P: 14	R: 0 E: 0 K: 3 S: 14	H: 1 LOB: 1 BB: 0 P: 18	1B: 4 2B: 0 3B: 0 HR: 3	SF: 0 SAC: 0 DP: 0 HBP: 0	WP: 0 PB: 0 SB: 0 CS: 0	PA: 40
<b>PITCHER</b>	IP WLS BF H R ER SO BB IBB HBP BLK WP HR S P ERA WHIP																					
<b>Wade Miller, R</b> (1, 1) ERA: 4.18	6.0 L 29 6 8 8 5 5 0 0 0 0 0 3 67 112 12.00 1.833																					
<b>Nelson Cruz, R</b> (7, 1) ERA: 3.86	1.0 3 0 0 0 1 0 0 0 0 0 0 0 7 12 0.00 0.000																					
<b>Octavio Dotel, R</b> (8, 1) ERA: 3.12	2.0 8 1 0 0 5 0 0 0 0 0 0 0 25 32 0.00 0.500																					

San Diego Padres @ Houston Astros  
 Enron Field, Houston, TX  
 Sat Jul 14 2001, 8:05 PM EDT  
 Att: 41,042 - Dome - 72 F

livebaseballscorecards.com

AB	35
R	8
H	7
RBI	8
BB	5
SO	11
LOB	7



Batter	1	2	3	4	5	6	7	8	9	AB	R	H	RBI	BB	SO	LOB
<b>Craig Biggio, R</b> OBP: 0.389, SLG: 0.491 (1, 4)	G6-3		G6-4-3 17 HR 1B	F8		FC6-4 2B		K		5	2	1	1	0	1	3
<b>Julio Lugo, R</b> OBP: 0.337, SLG: 0.439 (1, 6)	G4-3		G6-4-3 1B	FC5-4		2B		G5-4-3 1B		5	0	3	2	0	0	1
<b>5 Jeff Bagwell, R</b> OBP: 0.362, SLG: 0.547 (1, 3)	G6-3		G6-4-3		F7	G5-3		G5-4-3		5	0	0	0	0	0	4
<b>17 Lance Berkman, S</b> OBP: 0.457, SLG: 0.706 (1, 7)		G4-3	HR		G4-3			G4-3		5	1	1	2	0	1	0
<b>Moises Alou, R</b> OBP: 0.406, SLG: 0.609 (1, 9)		BB	S		F9			FC6-4 BB		2	0	1	0	2	0	0
<b>Richard Hidalgo, R</b> OBP: 0.356, SLG: 0.472 (1, 8)		BB	BB					K		2	1	1	0	2	1	1
<b>Vinny Castilla, R</b> OBP: 0.303, SLG: 0.462 (1, 5)			FC6-4 BB			BB		FC6-4		3	1	0	0	1	1	5
<b>Octavio Dotel, R</b> OBP: 0.111, SLG: 0.111 (8, 1)			FC6-4			BB		FC6-4		0	0	0	0	0	0	0
<b>Brad Ausmus, R</b> OBP: 0.263, SLG: 0.288 (1, 2)										2	0	0	0	0	1	2
<b>Orlando Merced, S</b> OBP: 0.356, SLG: 0.558 (6, PH)										1	0	0	0	0	1	2
<b>Nelson Cruz, R</b> OBP: 0.250, SLG: 0.250 (7, 1)										0	0	0	0	0	0	0
<b>Jose Vizcaino, S</b> OBP: 0.321, SLG: 0.310 (8, 5)										1	0	0	0	0	0	0
<b>Wade Miller, R</b> OBP: 0.243, SLG: 0.257 (1, 1)										2	1	2	0	0	0	0
<b>Tony Eusebio, R</b> OBP: 0.340, SLG: 0.495 (6, PH)										1	0	0	0	1	0	0
<b>Tony Eusebio, R</b> OBP: 0.340, SLG: 0.495 (7, 2)										1	0	0	0	1	0	0

Inning Stats	R: 0	H: 0	E: 0	K: 0	S: 7	H: 0	LOB: 0	BB: 0	P: 15	R: 0	H: 1	E: 0	K: 2	S: 10	R: 3	H: 5	E: 0	K: 0	S: 17	R: 0	H: 1	E: 0	K: 0	S: 6	R: 0	H: 0	E: 0	K: 0	S: 5	R: 3	H: 1	E: 0	K: 1	S: 18	R: 0	H: 0	E: 0	K: 1	S: 9	R: 0	H: 0	E: 0	K: 1	S: 12	R: 0	H: 1	E: 0	K: 1	S: 7	1B: 7	2B: 1	3B: 0	HR: 1	SF: 0	SAC: 0	DP: 2	HBP: 0	WP: 0	PB: 0	SB: 1	CS: 0	PA: 40
--------------	------	------	------	------	------	------	--------	-------	-------	------	------	------	------	-------	------	------	------	------	-------	------	------	------	------	------	------	------	------	------	------	------	------	------	------	-------	------	------	------	------	------	------	------	------	------	-------	------	------	------	------	------	-------	-------	-------	-------	-------	--------	-------	--------	-------	-------	-------	-------	--------

PITCHER	IP	WLS	BF	H	R	ER	SO	BB	IBB	HBP	BLK	WP	HR	S	P	ERA	WHIP
<b>Kevin Jarvis, R</b> ERA: 5.16 (1, 1)	5.0		25	7	5	5	2	4	0	0	0	0	1	52	95	9.00	2.200
<b>David Lee, R</b> ERA: 2.88 (6, 1)	1.0		5	1	1	1	1	1	0	0	0	0	0	11	18	9.00	2.000
<b>Rudy Seanez, R</b> ERA: 2.7 (7, 1)	1.0	H	4	0	0	0	1	1	0	0	0	0	0	9	15	0.00	1.000
<b>Tom Davey, R</b> ERA: 3.47 (8, 1)	1.0	H	3	0	0	0	1	0	0	0	0	0	0	12	17	0.00	0.000
<b>Trevor Hoffman, R</b> ERA: 4.05 (9, 1)	1.0	S	3	1	0	0	1	0	0	0	0	0	0	7	9	0.00	1.000

**BOTTOM**

**San Diego Padres @ Houston Astros**  
Enron Field, Houston, TX  
Sat Jul 14 2001, 8:05 PM EDT  
Att: 41,042 - Dome - 72 F

livebaseballscorecards.com

<b>AB</b>	<b>34</b>
<b>R</b>	<b>6</b>
<b>H</b>	<b>9</b>
<b>RBI</b>	<b>5</b>
<b>BB</b>	<b>6</b>
<b>SO</b>	<b>6</b>
<b>LOB</b>	<b>18</b>





Batter	1	2	3	4	5	6	7	8	9	AB R H RBI BB SO LOB	TOP									
<b>Damian Jackson, R</b> (1, 4) OBP: 0.339, SLG: 0.390	1-1 G1 HBP		3-3 K			3-1 F7	0-0 2B		0-0 F3	4 0 1 2 0 1 2										
<b>Mark Kotsay, L</b> (1, 8) OBP: 0.372, SLG: 0.449	1-3 K		2-2 2B			1-0 F7	0-1 FC4-2-5-1-6-3		2-1 F7	5 0 1 0 0 1 4										
<b>Ryan Klesko, L</b> (1, 3) OBP: 0.407, SLG: 0.552	2-1 G1		1-0 G3-1			2-1 G4-3	4-1 FC4-6 BB			3 0 0 0 1 0 2										
<b>Phil Nevin, R</b> (1, 5) OBP: 0.392, SLG: 0.604							HR			4 1 1 1 0 1 2										
<b>Tony Gwynn, L</b> (1, 10) OBP: 0.400, SLG: 0.446							FC4-6			2 0 0 0 1 1 0										
<b>Rickey Henderson, R</b> (7, PR) OBP: 0.353, SLG: 0.336										1 1 0 0 0 0 0										
<b>Bubba Trammell, R</b> (1, 7) OBP: 0.332, SLG: 0.459										4 1 2 0 0 1 0										
<b>Ben Davis, S</b> (1, 2) OBP: 0.389, SLG: 0.403										2 0 0 1 1 0 0										
<b>Mike Darr, L</b> (1, 9) OBP: 0.387, SLG: 0.332										3 1 1 0 1 1 2										
<b>D'Angelo Jimenez, S</b> (1, 6) OBP: 0.359, SLG: 0.456										4 1 2 1 0 1 1										
<b>Inning Stats</b>	R: 0 E: 0 K: 1 S: 6	H: 0 LOB: 0 BB: 0 P: 10	R: 0 E: 0 K: 2 S: 12	H: 1 LOB: 2 BB: 1 P: 17	R: 0 E: 0 K: 1 S: 8	H: 2 LOB: 1 BB: 0 P: 14	R: 0 E: 0 K: 2 S: 8	H: 0 LOB: 0 BB: 0 P: 9	R: 0 E: 0 K: 0 S: 5	H: 0 LOB: 0 BB: 0 P: 11	R: 5 E: 0 K: 0 S: 16	H: 5 LOB: 2 BB: 2 P: 30	R: 0 E: 0 K: 0 S: 7	H: 0 LOB: 0 BB: 0 P: 11	R: 0 E: 1 K: 1 S: 8	H: 0 LOB: 1 BB: 1 P: 17	1B: 5 2B: 3 3B: 0 HR: 1	SF: 1 SAC: 0 DP: 1 HBP: 1	WP: 0 PB: 0 SB: 0 CS: 1	PA: 38
<b>PITCHER</b>	IP WLS BF H R ER SO BB IBB HBP BLK WP HR S P ERA WHIP																			
<b>Ramon Ortiz, R</b> (1, 1) ERA: 4.3	6.1 L 28 8 5 5 6 2 0 1 0 0 0 1 56 91 7.11 1.579																			
<b>Mike Holtz, L</b> (7, 1) ERA: 4.5	0.1 2 0 0 0 0 1 0 0 0 0 0 0 3 7 0.00 3.000																			
<b>Ben Weber, R</b> (7, 1) ERA: 3.05	1.1 4 0 0 0 0 0 0 0 0 0 0 0 8 13 0.00 0.000																			
<b>62 Scot Shields, R</b> (9, 1) ERA:	1.0 4 0 0 0 0 1 1 0 0 0 0 0 8 17 0.00 1.000																			

San Diego Padres @ Anaheim Angels  
Edison International Field, Anaheim, CA

Sun Jul 15 2001, 8:05 PM EDT  
Att. 31,536 - Sunny - 70 F

livebaseballscorecards.com

AB	32
R	5
H	8
RBI	5
BB	4
SO	7
LOB	13



Batter	1	2	3	4	5	6	7	8	9	AB	R	H	RBI	BB	SO	LOB
David Eckstein, R OBP: 0.344, SLG: 0.340 (1, 6)	2-1 G5-3 ①		1-0 G4-3 ③			2-1 G5-3 ②		1-1 1B		4	0	1	0	0	0	0
Adam Kennedy, L OBP: 0.352, SLG: 0.412 (1, 4)	2-1 F9-3 HBP			0-1 G3 ①		0-1 1B 3B		1-2 L3 ③		3	1	1	0	0	0	1
Darin Erstad, L OBP: 0.350, SLG: 0.396 (1, 8)	2-2 F9-3 ② ③ 1-2			0-1 S 1B		1-0 1B			3-2 G1-3 ①	4	0	2	1	0	0	1
Troy Claus, R OBP: 0.354, SLG: 0.505 (1, 5)		2-3 K ①		2-3 K ② 1-2		2-3 K ③			1-1 1B	4	0	1	0	0	3	2
16 Garret Anderson, L OBP: 0.303, SLG: 0.448 (1, 7)		3-1 L9 ②		1-1 G6-3 ③			1-1 G6-4-3 1B		2-1 F7 ②	4	0	1	0	0	0	2
Scott Spiezio, S OBP: 0.311, SLG: 0.412 (1, 3)		0-0 1B			2-0 P6 ①		0-0 F8 ①		0-3 K ③	4	0	1	0	0	1	2
Shawn Wooten, R OBP: 0.342, SLG: 0.518 (1, 10)		1-1 F7 ③			0-0 F7 ②		2-1 G6-4-3 ② ③ 1-2f			3	0	0	0	0	0	2
Bengie Molina, R OBP: 0.317, SLG: 0.298 (1, 2)			0-1 G4-1 ①		0-2 F8 ③			0-1 G1-3 ①		3	0	0	0	0	0	0
Orlando Palmeiro, L OBP: 0.336, SLG: 0.373 (1, 9)			1-2 F5 ②			0-1 G5-3 ①		0-1 F7 ②		3	0	0	0	0	0	0

<b>Inning Stats</b>	R: 0 E: 0 K: 0 S: 6	H: 0 LOB: 0 BB: 0 P: 12	R: 0 E: 0 K: 1 S: 8	H: 1 LOB: 1 BB: 0 P: 14	R: 0 E: 0 K: 0 S: 6	H: 0 LOB: 0 BB: 0 P: 8	R: 0 E: 0 K: 1 S: 9	H: 1 LOB: 1 BB: 0 P: 12	R: 0 E: 0 K: 0 S: 5	H: 0 LOB: 0 BB: 0 P: 7	R: 1 E: 0 K: 1 S: 10	H: 2 LOB: 1 BB: 0 P: 15	R: 0 E: 0 K: 0 S: 5	H: 1 LOB: 0 BB: 0 P: 8	R: 0 E: 0 K: 0 S: 9	H: 1 LOB: 1 BB: 0 P: 11	R: 0 E: 0 K: 1 S: 10	H: 1 LOB: 1 BB: 0 P: 16	1B: 6 2B: 1 3B: 1 HR: 0	SF: 0 SAC: 0 DP: 2 HBP: 1	WP: 0 PB: 0 SB: 1 CS: 0	PA: 33												
<b>PITCHER</b> Brian Lawrence, R ERA: 3.57 (1, 1)	IP 9.0	WLS W	BF 33	H 7	R 1	ER 1	SO 4	BB 0	IBB 0	HBP 1	BLK 0	WP 0	HR 0	S 68	P 103	ERA 1.00	WHIP 0.778																	
																	<b>PITCHER</b>	IP	WLS	BF	H	R	ER	SO	BB	IBB	HBP	BLK	WP	HR	S	P	ERA	WHIP

**BOTTOM**

**San Diego Padres @ Anaheim Angels**  
Edison International Field, Anaheim, CA

Sun Jul 15 2001, 8:05 PM EDT  
Att. 31,536 - Sunny - 70 F

livebaseballscorecards.com

<b>AB</b>	<b>32</b>
<b>R</b>	<b>1</b>
<b>H</b>	<b>7</b>
<b>RBI</b>	<b>1</b>
<b>BB</b>	<b>0</b>
<b>SO</b>	<b>4</b>
<b>LOB</b>	<b>10</b>





Batter	1	2	3	4	5	6	7	8	9	AB R H RBI BB SO LOB	TOP																						
Rickey Henderson, R OBP: 0.357, SLG: 0.339 (1, 7)	0-0 P3		1-0 P3		2-1 1B 1B	4-1 BB			3-2 G4-3 DI WP 1B	4 2 2 1 1 0 0																							
Mark Kotsay, L OBP: 0.376, SLG: 0.450 (1, 8)	4-2 S 1B BB		3-2 1B		0-2 L9 1B FC6-4 1B	1-2 F8			1-2 G4-3	4 1 2 1 1 0 3																							
Ryan Klesko, L OBP: 0.408, SLG: 0.551 (1, 3) Alex Arias, R OBP: 0.321, SLG: 0.363 (8, 3) Emil Brown, R OBP: 0.298, SLG: 0.323 (9, PR)	1-1 S 1B		1-1 F8		1-1 FC6-4 1B		2-1 F8		2-2 S 1B	4 0 2 1 0 0 1 1 0 1 0 0 0 0 0 0 0 0 0 0 0																							
Phil Nevin, R OBP: 0.392, SLG: 0.598 (1, 5)	3-3 K			1-3 K	1-0 L9		1-1 K		4-2 G6-4-3 BB	3 0 0 0 1 2 4																							
Dave Magadan, L OBP: 0.350, SLG: 0.375 (1, 10) Bubba Trammell, R OBP: 0.330, SLG: 0.456 (7, PH)	1-2 F7			2-2 WP 1B	2-2 FC6-4		2-0 P4		0-1 G6-4-3	3 0 1 1 0 0 3 2 0 0 0 0 0 3																							
Ben Davis, S OBP: 0.384, SLG: 0.397 (1, 2)		2-2 G5-3		1-0 L9	0-0 F7		2-3 K			4 0 0 0 0 1 3																							
Mike Darr, L OBP: 0.381, SLG: 0.325 (1, 9)		1-2 L9		2-1 G3-1		2-2 G5-3		0-0 L8		4 0 0 0 0 0 1																							
Damian Jackson, R OBP: 0.337, SLG: 0.387 (1, 4)		2-3 K			2-2 1B 1B		0-3 K		1-0 F8	4 1 1 0 0 2 0																							
D'Angelo Jimenez, S OBP: 0.368, SLG: 0.450 (1, 6)			2-2 F9		2-2 1B 1B	4-1 BB BB		0-1 G4-3		3 1 1 0 1 0 0																							
<b>Inning Stats</b>	R: 0 E: 0 K: 1 S: 12	H: 1 LOB: 2 BB: 1 P: 21	R: 0 E: 0 K: 1 S: 10	H: 0 LOB: 0 BB: 0 P: 15	R: 0 E: 0 K: 0 S: 9	H: 1 LOB: 1 BB: 0 P: 16	R: 0 E: 0 K: 1 S: 9	H: 1 LOB: 1 BB: 0 P: 15	R: 4 E: 0 K: 0 S: 22	H: 5 LOB: 1 BB: 0 P: 32	R: 0 E: 0 K: 1 S: 11	H: 0 LOB: 2 BB: 2 P: 22	R: 0 E: 0 K: 1 S: 7	H: 0 LOB: 1 BB: 0 P: 14	R: 0 E: 0 K: 0 S: 4	H: 0 LOB: 0 BB: 0 P: 5	R: 1 E: 0 K: 0 S: 17	H: 2 LOB: 2 BB: 1 P: 27	1B: 10 2B: 0 3B: 0 HR: 0	SF: 0 SAC: 0 DP: 1 HBP: 1	WP: 2 PB: 0 SB: 3 CS: 0	PA: 41											
<b>PITCHER</b>	IP WLS BF H R ER SO BB IBB HBP BLK WP HR S P ERA WHIP	IP WLS BF H R ER SO BB IBB HBP BLK WP HR S P ERA WHIP																			IP WLS BF H R ER SO BB IBB HBP BLK WP HR S P ERA WHIP												
Pat Rapp, R ERA: 4.78 (1, 1)	4.0	21	8	4	4	3	1	0	0	0	0	1	0	57	91	9.00	2.250	Troy Percival, R ERA: 1.57 (9, 1)	1.0	5	2	1	1	0	1	0	17	27	9.00	3.000			
Ben Weber, R ERA: 2.93 (5, 1)	1.2	7	0	0	0	1	2	0	0	0	0	0	0	13	26	0.00	1.200																
Mike Holtz, L ERA: 4.43 (6, 1)	0.1	1	0	0	0	0	0	0	0	0	0	0	0	3	4	0.00	0.000																
Shigetoshi Hasegawa, R ERA: 4.0 (7, 1)	1.0	4	0	0	0	1	0	0	1	0	0	0	0	7	14	0.00	0.000																
Al Levine, R ERA: 2.22 (8, 1)	1.0	3	0	0	0	0	0	0	0	0	0	0	0	4	5	0.00	0.000																

San Diego Padres @ Anaheim Angels  
Edison International Field, Anaheim, CA

Mon Jul 16 2001, 10:05 PM EDT  
Att. 19,456 - Sunny - 73 F

livebaseballscorecards.com

AB	36
R	5
H	10
RBI	4
BB	4
SO	5
LOB	18



Batter	1	2	3	4	5	6	7	8	9
David Eckstein, R (1, 6) OBP: 0.343, SLG: 0.338	0-1 P6		2-1 B1-3	0-1 E6 1B		0-0 FC6-4 F9 BB		0-0 SH1-4	
Adam Kennedy, L (1, 4) OBP: 0.356, SLG: 0.417	0-0 F8		0-3 K	0-0 1B		4-0 BB		2-2 2B	
Darin Erstad, L (1, 8) OBP: 0.348, SLG: 0.396	2-1 2B		0-0 F8	2-2 P2		1-1 F9		2-2 F7	
16 Garret Anderson, L (1, 7) OBP: 0.304, SLG: 0.450	2-0 G3-1			1-1 1B 2B	3-1 2B 1B	0-1 G3		1-1 F7	
Scott Spiezio, S (1, 3)		1-1 1B 1B		0-0 1B 1B	1-1 F7		4-0 G5-3 BB		
Troy Glaus, R (1, 5) OBP: 0.356, SLG: 0.507		2-3 K		2-2 SH1-3 SF8 1B	2-2 1B 2B		2-2 G5-3		
Shawn Wooten, R (1, 10) OBP: 0.346, SLG: 0.517		0-1 1B		1-2 SH1-3 E 1B	2-3 K		3-3 K		
Jorge Fabregas, L (1, 2) OBP: 0.230, SLG: 0.274		0-3 K		0-0 SH1-3	3-1 1B		2-2 G3		
Orlando Palmeiro, L (1, 9) OBP: 0.341, SLG: 0.380		2-1 F7		2-2 SF8		0-0 FC6-4 1B		0-2 SH1-4 2B 1B	

Inning Stats	R: 0	H: 1	E: 0	LOB: 1	K: 0	BB: 0	S: 6	P: 10
	R: 0	H: 2	E: 0	LOB: 2	K: 2	BB: 0	S: 12	P: 17
	R: 0	H: 0	E: 0	LOB: 0	K: 1	BB: 0	S: 7	P: 9
	R: 4	H: 6	E: 1	LOB: 2	K: 0	BB: 0	S: 19	P: 27
	R: 2	H: 3	E: 0	LOB: 1	K: 1	BB: 0	S: 12	P: 23
	R: 0	H: 1	E: 0	LOB: 2	K: 0	BB: 1	S: 6	P: 11
	R: 0	H: 0	E: 0	LOB: 1	K: 1	BB: 1	S: 10	P: 21
	R: 1	H: 2	E: 0	LOB: 1	K: 0	BB: 0	S: 16	P: 21

PITCHER	IP	WLS	BF	H	R	ER	SO	BB	IBB	HBP	BLK	WP	HR	S	P	ERA	WHIP
Brian Tollberg, R (1, 1) ERA: 4.07	4.0	L	22	10	5	5	3	0	0	0	0	0	0	46	68	11.25	2.500
Rodney Myers, R (5, 1) ERA: 5.29	1.1		6	3	1	1	1	0	0	0	0	0	0	12	20	6.75	2.250
Jose Nunez, L (6, 1) ERA: 7.39	0.2		4	0	0	0	0	2	0	0	0	0	0	4	13	0.00	3.000
David Lee, R (7, 1) ERA: 2.97	2.0		8	2	1	1	1	0	0	0	0	0	0	26	38	4.50	1.000

AB R H RBI BB SO LOB

4	0	1	0	0	0	1
4	0	2	1	1	1	0
5	0	1	0	0	0	5
5	2	2	0	0	0	4
3	1	2	0	1	0	1
4	2	2	1	0	1	2
4	1	2	1	0	2	3
3	0	1	2	0	1	3
3	1	2	1	0	0	2

1B: 11	SF: 1	WP: 0	PA: 40
2B: 4	SAC: 2	PB: 0	
3B: 0	DP: 0	SB: 0	
HR: 0	HBP: 0	CS: 0	

**San Diego Padres @ Anaheim Angels**  
Edison International Field, Anaheim, CA

livebaseballscorecards.com

AB	35
R	7
H	15
RBI	6
BB	2
SO	5
LOB	21



Mon Jul 16 2001, 10:05 PM EDT  
Att. 19,456 - Sunny - 73 F



Batter	1	2	3	4	5	6	7	8	9	AB R H RBI BB SO LOB	TOP																									
Rickey Henderson, R OBP: 0.354, SLG: 0.336 (1, 7) C B X	1-1 F8 1B	2-2 S 1B			2-1 F9 1B	2-3 K 1B		2-2 G5-3 1B		5 0 1 1 0 1 1																										
Damian Jackson, R OBP: 0.339, SLG: 0.385 (1, 4) X	0-0 1B 1B	4-2 CS BB			0-2 F8 1B		1-2 G4-3 1B		0-1 G6-3 1B	4 1 1 0 1 0 0																										
Bubba Trammell, R OBP: 0.331, SLG: 0.464 (1, 9) C F B X	1-2 F3 1B	3-1 CS 1-2	0-0 F9 1B			4-1 BB 1B 2B BB	0-2 HR 1B		0-0 G5-3 1B	4 2 1 1 1 0 1																										
Phil Nevin, R OBP: 0.398, SLG: 0.601 (1, 5) X	0-0 1B 1-2 1B		1-3 K 1B			1-0 BB 1-2 2B 1B	0-2 WP 1B		2-1 WP 1B	5 1 4 0 0 1 0																										
Wiki Gonzalez, R OBP: 0.322, SLG: 0.531 (1, 10) S X	0-1 1-2 2-H 1B		0-0 G5-3 1B			4-2 1-2 2-3 2B BB	1-2 G5-3 1B		1-2 F7 1-2	4 1 1 1 1 0 2																										
Ben Davis, S OBP: 0.385, SLG: 0.400 (1, 2) F B F S	2-3 K 1B			3-1 P4 1B		1-0 SF9 2B 1-H 2-H 3-H	4-0 IBB 1B			3 1 1 3 1 1 2																										
Emil Brown, R OBP: 0.297, SLG: 0.320 (1, 8) X		0-0 S 1B 1B		2-2 G5-3 1B		2-3 K 1B	2-3 K 1B			4 1 1 0 0 2 3																										
Alex Arias, R OBP: 0.318, SLG: 0.351 (1, 3) C C C B B X		2-2 L7 1B		2-0 F8 1B		4-2 BB 1B		1-0 F8 1B		3 0 0 0 1 0 1																										
D'Angelo Jimenez, S OBP: 0.347, SLG: 0.429 (1, 6) S B B B X		3-2 G5-3 1-2			0-0 F9 1B	2-1 SF9 3-H		2-0 F8 1B		3 0 0 1 0 0 1																										
<b>Inning Stats</b>	R: 1 E: 0 K: 1 S: 13	H: 3 LOB: 2 BB: 0 P: 17	R: 1 E: 0 K: 0 S: 15	H: 2 LOB: 1 BB: 1 P: 29	R: 0 E: 0 K: 1 S: 5	H: 0 LOB: 0 BB: 0 P: 6	R: 0 E: 0 K: 0 S: 8	H: 0 LOB: 0 BB: 0 P: 15	R: 0 E: 0 K: 0 S: 6	H: 0 LOB: 0 BB: 0 P: 8	R: 4 E: 0 K: 2 S: 18	H: 2 LOB: 1 BB: 3 P: 38	R: 1 E: 0 K: 1 S: 15	H: 2 LOB: 2 BB: 1 P: 23	R: 0 E: 0 K: 0 S: 7	H: 0 LOB: 0 BB: 0 P: 12	R: 0 E: 0 K: 0 S: 10	H: 1 LOB: 1 BB: 0 P: 13	1B: 8 2B: 1 3B: 0 HR: 1	SF: 1 SAC: 0 DP: 0 HBP: 0	WP: 2 PB: 0 SB: 2 CS: 1	PA: 42														
<b>PITCHER</b>	IP WLS BF H R ER SO BB IBB HBP BLK WP HR S P ERA WHIP																																			
Scott Schoeneweis, L ERA: 4.91 (1, 1)	5.0		24	7	6	6	2	3	0	0	0	0	0	53	91	10.80	2.000																			
Shigetoshi Hasegawa, R ERA: 3.86 (6, 1)	1.0		4	0	0	0	2	1	0	0	0	0	0	12	22	0.00	1.000																			
Lou Pote, R ERA: 3.61 (7, 1)	2.0		9	2	1	1	1	0	1	0	0	1	1	22	35	4.50	1.000																			
Al Levine, R ERA: 2.17 (9, 1)	1.0	W	4	1	0	0	0	0	0	0	0	1	0	10	13	0.00	1.000																			

San Diego Padres @ Anaheim Angels  
Edison International Field, Anaheim, CA

Tue Jul 17 2001, 4:05 PM EDT  
Att. 30,181 - Sunny - 79 F

livebaseballscorecards.com

AB	35
R	7
H	10
RBI	7
BB	5
SO	5
LOB	11



Batter	1	2	3	4	5	6	7	8	9	AB	R	H	RBI	BB	SO	LOB
Orlando Palmeiro, L OBP: 0.343, SLG: 0.384 (1, 9)	1-1 G4-3		3-2 F8		3-2 2B		4-2 16 WP 1-2 2-3 BB	0-2 G6-3		4	1	1	0	1	0	3
Adam Kennedy, L OBP: 0.354, SLG: 0.416 (1, 4)	1-2 F8		1-0 FC1-2 FC3-6		3-2 2B		0-3 K		0-0 F5	5	0	1	1	0	1	6
Darin Erstad, L OBP: 0.349, SLG: 0.394 (1, 8)	2-0 16 CS 1B		1-2 FC3-6		1-2 G1-3		4-0 16 WP 1-2 2-3 3-H BB	2-2 G4-3		4	0	1	1	1	0	4
16 Garret Anderson, L OBP: 0.305, SLG: 0.450 (1, 7)	2-1 CS	3-1 F9		1-2 G6-4-3 1B		1-2 F7	1-2 K		2-0 BB 1B BB	5	1	2	0	0	1	2
Scott Spiezio, S OBP: 0.316, SLG: 0.411 (1, 3)		1-2 F9		3-2 L8		3-2 G4-3		2-1 G6-3	0-1 BB BB 1B	5	0	1	0	0	0	1
Troy Glaus, R OBP: 0.356, SLG: 0.503 (1, 5)		1-1 G5-3		1-1 G6-4-3		2-0 L6		4-1 G1-4-3 1B HR BB	4-1 BB BB	3	1	0	0	2	0	1
Shawn Wooten, R OBP: 0.354, SLG: 0.517 (1, 10)			3-2 E HBP FC1-2 1B		1-0 F7		0-1 P6	1-2 G1-4-3 HR 1B	4-1 1-2 2-3 3-H BB	4	1	2	1	1	0	0
Bengie Molina, R OBP: 0.322, SLG: 0.299 (1, 2)		2-2 FC1-2 E HBP		0-1 G6-3		1-2 BB 1B BB		1-2 G1-4-3		3	1	1	0	0	0	2
Benji Gil, R OBP: 0.367, SLG: 0.584 (1, 6)		2-2 E3 FC1-2		0-0 HR		0-1 BB 16 WP BB 1B		0-1 HR		4	3	3	4	0	0	2

Inning Stats	R: 0	H: 1	E: 0	LOB: 0	K: 0	S: 7	R: 0	H: 0	E: 0	LOB: 0	K: 0	S: 8	R: 0	H: 1	E: 1	LOB: 3	K: 0	S: 16	R: 0	H: 1	E: 0	LOB: 0	K: 0	S: 8	R: 2	H: 3	E: 0	LOB: 1	K: 0	S: 18	R: 0	H: 0	E: 0	LOB: 0	K: 0	S: 10	R: 2	H: 2	E: 0	LOB: 2	K: 2	S: 16	R: 3	H: 2	E: 0	LOB: 0	K: 0	S: 16	R: 1	H: 2	E: 0	LOB: 3	K: 0	S: 9	1B: 8	SF: 0	2B: 2	SAC: 0	3B: 0	DP: 1	HR: 2	HBP: 1	WP: 1	PA: 44
--------------	------	------	------	--------	------	------	------	------	------	--------	------	------	------	------	------	--------	------	-------	------	------	------	--------	------	------	------	------	------	--------	------	-------	------	------	------	--------	------	-------	------	------	------	--------	------	-------	------	------	------	--------	------	-------	------	------	------	--------	------	------	-------	-------	-------	--------	-------	-------	-------	--------	-------	--------

PITCHER	IP	WLS	BF	H	R	ER	SO	BB	IBB	HBP	BLK	WP	HR	S	P	ERA	WHIP
Bobby Jones, R ERA: 4.23 (1, 1)	6.1		27	8	4	4	0	0	0	0	0	0	1	74	117	5.68	1.263
Rudy Seanez, R ERA: 2.61 (7, 1)	0.1		3	0	0	0	1	2	0	0	0	0	0	6	14	0.00	6.000
Jose Nunez, L ERA: 7.31 (7, 1)	0.1	H	1	0	0	0	1	0	0	0	0	1	0	3	5	0.00	0.000
Tom Davey, R ERA: 4.28 (8, 1)	1.2	L	10	4	4	4	0	1	0	0	0	0	1	23	35	21.60	3.000
Trevor Hoffman, R ERA: 4.05 (9, 1)	0.0		2	0	0	0	0	2	0	0	0	0	0	2	10	∞	∞

BOTTOM

San Diego Padres @ Anaheim Angels  
Edison International Field, Anaheim, CA

Tue Jul 17 2001, 4:05 PM EDT  
Att. 30,181 - Sunny - 79 F

AB	37
R	8
H	12
RBI	7
BB	5
SO	2
LOB	21



PITCHER	IP	WLS	BF	H	R	ER	SO	BB	IBB	HBP	BLK	WP	HR	S	P	ERA	WHIP
---------	----	-----	----	---	---	----	----	----	-----	-----	-----	----	----	---	---	-----	------



Batter	1	2	3	4	5	6	7	8	9	AB R H RBI BB SO LOB	TOP	
David Dellucci, L (1, 9) OBP: 0.344, SLG: 0.500	2-1 G3		3-2 BB WP 2B		1-1 F8			2-2 G4-3		4 1 1 0 0 0 0	<b>Arizona Diamondbacks @ San Diego Padres</b> <b>Qualcomm Stadium, San Diego, CA</b> Wed Jul 18 2001, Postponed Att. 22,184 - Sunny - 75 F	
Jay Bell, R (1, 4) OBP: 0.363, SLG: 0.440	2-2 P4		4-2 WP BB BB		1-1 G6-3			0-3 K		3 0 0 0 1 1 0		
Luis Gonzalez, L (1, 7) OBP: 0.440, SLG: 0.732	2-0 F8		0-0 L9		1-0 F8			2-2 HR		4 1 1 1 0 0 2		
Mark Grace, L (1, 3) OBP: 0.416, SLG: 0.527		3-2 HR	4-2 WP BB 1-2 2-3		2-0 F7			0-0 G6-3		3 1 1 1 1 0 0		
Matt Williams, R (1, 5) OBP: 0.313, SLG: 0.440		0-3 K	1-0 G6-3		1-0 F8			1-0 1B		4 0 1 0 0 1 2		
Steve Finley, L (1, 8) OBP: 0.305, SLG: 0.348		1-0 P6		1-1 S 1B		2-3 K		1-0 F9		4 0 1 0 0 1 1		
Damian Miller, R (1, 2) OBP: 0.317, SLG: 0.379		1-1 1B		1-2 P4		1-3 K		0-2 F9		4 0 1 0 0 1 2		
Tony Womack, L (1, 6) OBP: 0.277, SLG: 0.309		1-2 G4-3		2-3 K		2-1 G4-6-3 1B		2-1 G4-3		4 0 1 0 0 1 3		
Curt Schilling, R (1, 1) OBP: 0.125, SLG: 0.146			0-3 K		0-3 K		0-2 G4-6-3			0 0 0 0 0 0 0		
Brian Anderson, R (3, PH) OBP: 0.050, SLG: 0.050										1 0 0 0 0 1 0		
Randy Johnson, R (3, 1) OBP: 0.140, SLG: 0.098										2 0 0 0 0 1 2		
<b>Inning Stats</b>	R: 0 H: 0 E: 0 LOB: 0 K: 0 BB: 0 S: 6 P: 12	R: 1 H: 2 E: 0 LOB: 1 K: 1 BB: 0 S: 12 P: 18	R: 1 H: 1 E: 0 LOB: 2 K: 1 BB: 2 S: 18 P: 30	R: 0 H: 1 E: 0 LOB: 1 K: 2 BB: 0 S: 13 P: 17	R: 0 H: 0 E: 0 LOB: 0 K: 1 BB: 0 S: 5 P: 8	R: 0 H: 0 E: 0 LOB: 0 K: 1 BB: 0 S: 5 P: 10	R: 0 H: 1 E: 0 LOB: 0 K: 1 BB: 0 S: 8 P: 11	R: 1 H: 1 E: 0 LOB: 0 K: 1 BB: 0 S: 11 P: 15	R: 0 H: 1 E: 0 LOB: 1 K: 0 BB: 0 S: 8 P: 12	1B: 4 SF: 0 2B: 1 SAC: 0 3B: 0 DP: 1 HR: 2 HBP: 0	WP: 1 PA: 35 PB: 0 SB: 1 CS: 0	
<b>PITCHER</b>	IP WLS BF H R ER SO BB IBB HBP BLK WP HR S P ERA WHIP											
Woody Williams, R (1, 1) ERA: 5.24	6.0 L 24 4 2 2 5 2 0 0 0 0 1 1 59 95 3.00 1.000											
Rodney Myers, R (7, 1) ERA: 5.09	3.0 11 3 1 1 2 0 0 0 0 0 0 1 27 38 3.00 1.000											

<b>AB</b>	<b>33</b>
<b>R</b>	<b>3</b>
<b>H</b>	<b>7</b>
<b>RBI</b>	<b>2</b>
<b>BB</b>	<b>2</b>
<b>SO</b>	<b>7</b>
<b>LOB</b>	<b>12</b>



Batter	1	2	3	4	5	6	7	8	9	AB R H RBI BB SO LOB
<b>Damian Jackson, R</b> (1, 4) OBP: 0.333, SLG: 0.378	3-3 K			1-3 K		3-3 K			1-3 K	4 0 0 0 0 4 1
<b>Mark Kotsay, L</b> (1, 8) OBP: 0.372, SLG: 0.445 <b>Ben Davis, S</b> (9, PH) OBP: 0.384, SLG: 0.398	0-0 G6-3			3-3 K			1-3 K		3-3 K	3 0 0 0 0 2 0 1 0 0 0 0 1 0
<b>Ryan Klesko, L</b> (1, 3) OBP: 0.406, SLG: 0.550 <b>Alex Arias, R</b> (3, 3) OBP: 0.313, SLG: 0.344	1-0 G3-1			2-3 K			2-3 K			1 0 0 0 0 0 0 2 0 0 0 0 2 0
<b>Phil Nevin, R</b> (1, 5) OBP: 0.395, SLG: 0.596		2-2 G5-3			3-2 G3-1		2-3 K2-3			3 0 0 0 0 1 0
<b>Tony Gwynn, L</b> (1, 9) OBP: 0.393, SLG: 0.439 <b>Emil Brown, R</b> (3, 9) OBP: 0.293, SLG: 0.315		3-2 F8			1-3 K			2-3 K		1 0 0 0 0 0 0 2 0 0 0 0 2 0
<b>Mike Darr, L</b> (1, 7) OBP: 0.376, SLG: 0.321		1-1 F8			1-3 K			0-3 K		3 0 0 0 0 2 0
<b>Wiki Gonzalez, R</b> (1, 2) OBP: 0.333, SLG: 0.530			2-3 K			4-2 BB		0-0 1B		2 0 1 0 1 1 0
<b>D'Angelo Jimenez, S</b> (1, 6) OBP: 0.333, SLG: 0.409			3-3 K			2-2 L9		0-1 F9		3 0 0 0 0 1 2
<b>Woody Williams, R</b> (1, 1) OBP: 0.218, SLG: 0.240 <b>Bubba Trammell, R</b> (6, PH) OBP: 0.330, SLG: 0.462 <b>Rodney Myers, R</b> (7, 1) <b>Rickey Henderson, R</b> (9, PH) OBP: 0.353, SLG: 0.335			3-1 G6-3			1-3 K		1-1 F7		1 0 0 0 0 0 0 1 0 0 0 0 1 1 0 0 0 0 0 0 0 1 0 0 0 0 0 0

Inning Stats	R: 0 E: 0 K: 1 S: 6	H: 0 LOB: 0 BB: 0 P: 10	R: 0 E: 0 K: 0 S: 11	H: 0 LOB: 0 BB: 0 P: 17	R: 0 E: 0 K: 2 S: 10	H: 0 LOB: 0 BB: 0 P: 18	R: 0 E: 0 K: 3 S: 9	H: 0 LOB: 0 BB: 0 P: 15	R: 0 E: 0 K: 2 S: 10	H: 0 LOB: 0 BB: 0 P: 15	R: 0 E: 0 K: 2 S: 12	H: 0 LOB: 1 BB: 1 P: 22	R: 0 E: 0 K: 3 S: 10	H: 0 LOB: 0 BB: 0 P: 15	R: 0 E: 0 K: 2 S: 9	H: 1 LOB: 1 BB: 0 P: 11	R: 0 E: 0 K: 2 S: 8	H: 0 LOB: 0 BB: 0 P: 13	1B: 1 2B: 0 3B: 0 HR: 0	SF: 0 SAC: 0 DP: 0 HBP: 0
--------------	------------------------------	----------------------------------	-------------------------------	----------------------------------	-------------------------------	----------------------------------	------------------------------	----------------------------------	-------------------------------	----------------------------------	-------------------------------	----------------------------------	-------------------------------	----------------------------------	------------------------------	----------------------------------	------------------------------	----------------------------------	----------------------------------	------------------------------------

PITCHER	IP	WLS	BF	H	R	ER	SO	BB	IBB	HBP	BLK	WP	HR	S	P	ERA	WHIP
<b>Curt Schilling, R</b> (1, 1) ERA: 3.1	2.0		6	0	0	0	1	0	0	0	0	0	0	17	27	0.00	0.000
<b>Randy Johnson, L</b> (3, 1) ERA: 2.7	7.0	W	23	1	0	0	16	1	0	0	0	0	0	68	109	0.00	0.286


**BOTTOM**

**Arizona Diamondbacks @ San Diego Padres**  
Qualcomm Stadium, San Diego, CA

Wed Jul 18 2001, Postponed  
Att. 22,184 - Sunny - 75 F

<b>AB</b>	<b>28</b>
<b>R</b>	<b>0</b>
<b>H</b>	<b>1</b>
<b>RBI</b>	<b>0</b>
<b>BB</b>	<b>1</b>
<b>SO</b>	<b>17</b>
<b>LOB</b>	<b>4</b>

livebaseballscorecards.com



WP	PA
0	29
0	
0	
0	



Batter	1	2	3	4	5	6	7	8	9	AB R H RBI BB SO LOB	TOP											
<b>Craig Counsell, L</b> OBP: 0.344, SLG: 0.335 (1, 6) (8, 5)	2-2 G3		3-2 P6		1-3 K			2-3 K	4-1 BB	4 0 0 0 1 2 0												
<b>Junior Spivey, R</b> OBP: 0.352, SLG: 0.403 (1, 4) (8, 5)	2-2 L4		1-0 1B			1-2 P3		2-3 K	0-1 L8	5 0 1 0 0 1 2												
<b>Luis Gonzalez, L</b> OBP: 0.438, SLG: 0.732 <b>Byung-Hyun Kim, R</b> (1, 7) (8, 1)	1-1 F8		1-1 F2			2-1 3B		1-1 G4-3		4 0 1 0 0 0 1 0 0 0 0 0 0 0												
<b>Matt Williams, R</b> OBP: 0.308, SLG: 0.433 <b>Danny Bautista, R</b> OBP: 0.322, SLG: 0.357 (1, 5) (8, 7)		2-2 E5 FC4-6 BB		1-2 G3-1		1-3 K		1-3 K	1-3 K	3 0 0 0 0 1 1 1 0 0 0 0 1 0												
<b>Erubiel Durazo, L</b> OBP: 0.368, SLG: 0.594 (1, 3)		4-2 FC4-6 1-2 BB		1-2 HR		4-2 HBP		4-2 HBP	4-2 1B HR BB	1 2 1 1 2 0 0												
<b>Reggie Sanders, R</b> OBP: 0.316, SLG: 0.529 (1, 9)		0-0 F6		2-2 G5-3		3-3 K		3-3 K	1-1 HR 1B	4 1 1 0 0 1 4												
<b>Steve Finley, L</b> OBP: 0.304, SLG: 0.356 (1, 8)		1-2 FC4-6 1-2 2-3		1-2 F7			1-1 F5		2-2 HR	4 1 1 3 0 0 2												
<b>Rod Barajas, R</b> OBP: 0.200, SLG: 0.319 (1, 2)		3-2 F8		1-0 F9			0-1 G4-3		0-1 F9	4 0 0 0 0 0 2												
<b>Robert Ellis, R</b> OBP: 0.185, SLG: 0.154 <b>Mike Mohler, R</b> (3, 1) <b>David Dellucci, L</b> OBP: 0.342, SLG: 0.497 (5, PH) <b>Erik Sabel, R</b> (5, 1) <b>Jay Bell, R</b> OBP: 0.362, SLG: 0.439 (7, PH) <b>Troy Strahm, L</b> (7, 1) <b>Greg Swindell, L</b> (7, 1) <b>Tony Womack, L</b> OBP: 0.279, SLG: 0.309 (8, 6)			1-3 K		1-1 G3-1		3-1 F8		4-2 BB BB	1 0 0 0 0 0 1 0 0 0 0 0 0 0 0 0 1 0 0 0 0 0 0 0 0 0 0 0 0 0 0 0 1 0 1 0 0												
<b>Inning Stats</b>	R: 0 E: 0 K: 0 S: 9	H: 0 LOB: 0 BB: 0 P: 14	R: 0 E: 1 K: 0 S: 12	H: 0 LOB: 2 BB: 1 P: 22	R: 0 E: 0 K: 1 S: 9	H: 1 LOB: 1 BB: 0 P: 15	R: 1 E: 0 K: 0 S: 14	H: 1 LOB: 0 BB: 0 P: 19	R: 0 E: 0 K: 1 S: 6	H: 0 LOB: 0 BB: 0 P: 9	R: 0 E: 0 K: 2 S: 13	H: 1 LOB: 2 BB: 0 P: 24	R: 0 E: 0 K: 0 S: 6	H: 0 LOB: 0 BB: 0 P: 10	R: 0 E: 0 K: 2 S: 9	H: 0 LOB: 0 BB: 0 P: 14	R: 3 E: 0 K: 1 S: 17	H: 2 LOB: 2 BB: 3 P: 33	1B: 2 2B: 0 3B: 1 HR: 2	SF: 0 SAC: 0 DP: 0 HBP: 1	WP: 0 PB: 0 SB: 1 CS: 0	PA: 38
<b>PITCHER</b>	IP WLS BF H R ER SO BB IBB HBP BLK WP HR S P ERA WHIP																					
<b>Kevin Jarvis, R</b> ERA: 4.93 (1, 1)	7.0 W 27 3 1 1 4 1 0 1 0 0 0 1 69 113 1.29 0.571																					
<b>Jose Nunez, L</b> ERA: 7.09 (8, 1)	1.0 3 0 0 0 2 0 0 0 0 0 0 0 9 14 0.00 0.000																					
<b>David Lee, R</b> ERA: 3.65 (9, 1)	0.2 7 2 3 3 1 3 0 0 0 0 0 1 15 31 40.50 7.500																					
<b>Trevor Hoffman, R</b> ERA: 4.01 (9, 1)	0.1 S 1 0 0 0 0 0 0 0 0 0 0 0 2 2 0.00 0.000																					

**Arizona Diamondbacks @ San Diego Padres**  
Qualcomm Stadium, San Diego, CA  
Thu Jul 19 2001, 5:05 PM EDT  
Att. 22,583 - Sunny - 75 F

AB	33
R	4
H	5
RBI	4
BB	4
SO	7
LOB	12



Batter	1	2	3	4	5	6	7	8	9	AB R H RBI BB SO LOB
Damian Jackson, R OBP: 0.335, SLG: 0.376 (1, 4)	4-1 1B G4-1 BB	2-3 K	0-3 K			0-0 G1-6-3 1B		1-0 FC5-4		4 1 1 0 1 2 3
Mark Kotsay, L OBP: 0.370, SLG: 0.441 (1, 8)	1-0 1B G4-1	0-0 F7		1-2 G4-3		0-1 G1-6-3		2-2 F8		5 1 1 0 0 0 2
Ryan Klesko, L OBP: 0.407, SLG: 0.548 (1, 3)	0-0 G4-1	1-0 G4-3		3-1 1B			3-1 HR HBP			3 1 1 1 0 0 1
Phil Nevin, R OBP: 0.398, SLG: 0.604 (1, 5)	2-2 1B HBP		4-1 1B BB	2-2 P6			3-2 HR			2 3 1 2 1 0 1
Tony Gwynn, L OBP: 0.391, SLG: 0.433 Rickey Henderson, R OBP: 0.352, SLG: 0.333 Jose Nunez, L David Lee, R Trevor Hoffman, R	0-2 F7		2-2 G1-3 1B SF7	1-3 K			1-0 F8			3 1 1 0 0 1 3 1 0
Bubba Trammell, R OBP: 0.332, SLG: 0.463 (1, 7) (5, 9) (8, 7)	1-0 1B BB		0-0 G1-3 1B		3-1 G6-3		1-3 K			4 1 2 2 0 1 0
Ben Davis, S OBP: 0.382, SLG: 0.394 (1, 2)	4-0 1B BB		0-0 G1-3		3-2 F7		0-2 F9			3 0 0 0 1 0 2
D'Angelo Jimenez, S OBP: 0.342, SLG: 0.406 (1, 6)	0-0 1B		4-2 BB		2-3 K			2-3 K		3 0 1 2 1 2 0
Kevin Jarvis, L OBP: 0.326, SLG: 0.421 Mike Darr, L OBP: 0.379, SLG: 0.321 (1, 1) (8, 9)	0-1 F9		0-0 SF7			0-0 P6		4-2 FC5-4 BB		2 0 0 1 0 0 2 0 0 0 0 1 0 0

Inning Stats	R: 4	H: 3	E: 0	K: 13	S: 15	LOB: 2	BB: 2	P: 25	R: 0	H: 0	E: 0	K: 10	S: 10	LOB: 0	BB: 0	P: 13	R: 2	H: 2	E: 0	K: 15	S: 15	LOB: 2	BB: 2	P: 25	R: 0	H: 1	E: 0	K: 13	S: 13	LOB: 1	BB: 0	P: 19	R: 0	H: 0	E: 0	K: 10	S: 10	LOB: 0	BB: 0	P: 18	R: 0	H: 1	E: 0	K: 4	S: 4	LOB: 0	BB: 4	R: 2	H: 1	E: 0	K: 12	S: 12	LOB: 0	BB: 0	P: 20	R: 0	H: 0	E: 0	K: 12	S: 12	LOB: 1	BB: 1	P: 21	1B: 7	2B: 0	3B: 0	HR: 1	SF: 1	SAC: 0	DP: 1	HBP: 2	WP: 0	PB: 0	SB: 1	CS: 0	PA: 38
--------------	------	------	------	-------	-------	--------	-------	-------	------	------	------	-------	-------	--------	-------	-------	------	------	------	-------	-------	--------	-------	-------	------	------	------	-------	-------	--------	-------	-------	------	------	------	-------	-------	--------	-------	-------	------	------	------	------	------	--------	-------	------	------	------	-------	-------	--------	-------	-------	------	------	------	-------	-------	--------	-------	-------	-------	-------	-------	-------	-------	--------	-------	--------	-------	-------	-------	-------	--------

PITCHER	IP	WLS	BF	H	R	ER	SO	BB	IBB	HBP	BLK	WP	HR	S	P	ERA	WHIP
Robert Ellis, R ERA: 5.56 (1, 1)	2.1	L	16	5	6	6	1	3	0	1	0	0	0	32	53	23.14	3.429
Mike Mohler, L ERA: 5.73 (3, 1)	1.2		7	1	0	0	2	1	0	0	0	0	0	19	29	0.00	1.200
Erik Sabel, R ERA: 3.41 (5, 1)	2.0		6	1	0	0	1	0	0	0	0	0	0	14	22	0.00	0.500
Troy Brohawn, L ERA: 4.65 (7, 1)	0.0		1	0	1	1	0	0	0	1	0	0	0	1	4	∞	∞
Greg Swindell, L ERA: 3.9 (7, 1)	1.0		4	1	1	1	1	0	0	0	0	0	1	11	16	9.00	1.000

**BOTTOM**

**Arizona Diamondbacks @ San Diego Padres**  
Qualcomm Stadium, San Diego, CA

Thu Jul 19 2001, 5:05 PM EDT  
Att. 22,583 - Sunny - 75 F

livebaseballscorecards.com

<b>AB</b>	<b>30</b>
<b>R</b>	<b>8</b>
<b>H</b>	<b>8</b>
<b>RBI</b>	<b>8</b>
<b>BB</b>	<b>5</b>
<b>SO</b>	<b>6</b>
<b>LOB</b>	<b>14</b>





Milwaukee Brewers @ San Diego Padres  
 Qualcomm Stadium, San Diego, CA

Fri Jul 20 2001, 10:05 PM EDT  
 Att. 24,924 - Sunny - 70 F

livebaseballscorecards.com

AB	35
R	2
H	10
RBI	2
BB	1
SO	9
LOB	15



WP:	0	PA:	37
PB:	0		
SB:	0		
CS:	0		

AB	R	H	RBI	BB	SO	LOB
4	2	2	1	0	0	1
0	0	0	0	0	0	0
1	0	0	0	0	0	0
4	0	1	1	0	0	1
3	0	1	0	0	1	1
1	0	0	0	0	0	0
4	0	1	0	0	0	1
3	0	2	0	1	1	0
4	0	1	0	0	2	3
0	0	0	0	0	0	0
2	0	1	0	0	1	0
1	0	0	0	0	1	2
4	0	1	0	0	1	5
1	0	0	0	0	1	0
1	0	0	0	0	0	0
2	0	0	0	0	1	1

Batter	1	2	3	4	5	6	7	8	9	AB	R	H	RBI	BB	SO	LOB						
Ronnie Belliard, R OBP: 0.350, SLG: 0.444 Gus Gandarillas, R (7, 1) Mike Coolbaugh, R OBP: 0.400, SLG: 1.000 (8, 5)	2-2 F9 ①		1-1 1B 2B		0-0 HR		0-0 FC1-6 ② 1-2f		0-1 G5-3 ③	4	2	2	1	0	0	1						
Mark Loretta, R OBP: 0.330, SLG: 0.310 (1, 5) (8, 6)	1-2 G1-3 ②		1-1 G5-4-3 1B 2-H		2-1 G6-3 ②		3-2 G6-3 ③			4	0	1	1	0	0	1						
Devon White, S OBP: 0.338, SLG: 0.470 Angel Echevarria, R OBP: 0.306, SLG: 0.443 (1, 8) (7, 7)	1-3 K ③		0-0 G5-4-3 ② ③ 1-2f		3-2 FC5-4 1B			1-2 F9 ①		3	0	1	0	0	1	1						
Richie Sexson, R OBP: 0.320, SLG: 0.501 (1, 3)		1-2 1B 1B 1B		3-2 G6-3 ① X	0-0 FC5-4 ③ 1-2f			1-1 G6-3 ②		4	0	1	0	0	0	1						
Jeremy Burnitz, L OBP: 0.358, SLG: 0.510 (1, 9)		1-2 1B 1B		0-0 2B		1-3 K ①		4-2 1B BB		3	0	2	0	1	1	0						
José Hernández, R OBP: 0.304, SLG: 0.472 Mike DeJean, R (1, 6) (8, 1)		2-3 K ①		2-3 K ②		0-0 L5 ②		1-2 1B		4	0	1	0	0	2	3						
Geoff Jenkins, L OBP: 0.353, SLG: 0.482 James Mouton, R OBP: 0.324, SLG: 0.344 (1, 7) (7, 8)		1-0 G6-4-3 1B 1-2 2-3		3-0 HBP		2-3 K ③		0-3 K ③		2	0	1	0	0	1	0						
Henry Blanco, R OBP: 0.282, SLG: 0.316 (1, 2)		0-0 G6-4-3 ② ③ 1-2f		2-3 K ③			1-2 FC1-6 1B		0-0 F7 ①	4	0	1	0	0	1	5						
15 Ben Sheets, R OBP: 0.121, SLG: 0.033 Will Cunnane, R (1, 1) (4, 1) Luis Lopez, S OBP: 0.239, SLG: 0.264 (7, PH) (7, 4)			1-3 K ①		0-2 G4-3 ①		1-1 F8 ①		3-3 K ②	1	0	0	0	0	1	0						
Inning Stats	R: 0 E: 0 K: 1 S: 10	H: 0 LOB: 0 BB: 0 P: 14	R: 0 E: 0 K: 1 S: 12	H: 3 LOB: 2 BB: 0 P: 17	R: 1 E: 0 K: 1 S: 8	H: 2 LOB: 0 BB: 0 P: 11	R: 0 E: 0 K: 2 S: 11	H: 1 LOB: 2 BB: 0 P: 21	R: 1 E: 0 K: 0 S: 10	H: 2 LOB: 1 BB: 0 P: 15	R: 0 E: 0 K: 2 S: 7	H: 0 LOB: 0 BB: 0 P: 10	R: 0 E: 0 K: 0 S: 9	H: 1 LOB: 1 BB: 0 P: 14	R: 0 E: 0 K: 1 S: 16	H: 1 LOB: 2 BB: 1 P: 23	R: 0 E: 0 K: 1 S: 7	H: 0 LOB: 0 BB: 0 P: 10	1B: 7 2B: 2 3B: 0 HR: 1	SF: 0 SAC: 0 DP: 2 HBP: 1	WP: 0 PB: 0 SB: 0 CS: 0	PA: 37
PITCHER	IP	WLS	BF	H	R	ER	SO	BB	IBB	HBP	BLK	WP	HR	S	P	ERA	WHIP					
Sterling Hitchcock, L ERA: 1.93 Rodney Myers, R ERA: 4.95 Rudy Seanez, R ERA: 2.38	(1, 1) (8, 1) (9, 1)	7.0 1.0 1.0	W 5 3	29 1 3	9 1 0	2 0 0	2 1 1	7 1 0	0 0 0	1 0 0	0 0 0	0 0 0	1 0 7	67 16 10	102 23 10	2.57 0.00 0.00	1.286 2.000 0.000					

Batter	1	2	3	4	5	6	7	8	9
Ronnie Belliard, R OBP: 0.350, SLG: 0.444 Gus Gandarillas, R (7, 1) Mike Coolbaugh, R OBP: 0.400, SLG: 1.000 (8, 5)	2-2 F9 ①		1-1 1B 2B		0-0 HR		0-0 FC1-6 ② 1-2f		0-1 G5-3 ③
Mark Loretta, R OBP: 0.330, SLG: 0.310 (1, 5) (8, 6)	1-2 G1-3 ②		1-1 G5-4-3 1B 2-H		2-1 G6-3 ②		3-2 G6-3 ③		
Devon White, S OBP: 0.338, SLG: 0.470 Angel Echevarria, R OBP: 0.306, SLG: 0.443 (1, 8) (7, 7)	1-3 K ③		0-0 G5-4-3 ② ③ 1-2f		3-2 FC5-4 1B			1-2 F9 ①	
Richie Sexson, R OBP: 0.320, SLG: 0.501 (1, 3)		1-2 1B 1B 1B		3-2 G6-3 ① X	0-0 FC5-4 ③ 1-2f			1-1 G6-3 ②	
Jeremy Burnitz, L OBP: 0.358, SLG: 0.510 (1, 9)		1-2 1B 1B		0-0 2B		1-3 K ①		4-2 1B BB	
José Hernández, R OBP: 0.304, SLG: 0.472 Mike DeJean, R (1, 6) (8, 1)		2-3 K ①		2-3 K ②		0-0 L5 ②		1-2 1B	
Geoff Jenkins, L OBP: 0.353, SLG: 0.482 James Mouton, R OBP: 0.324, SLG: 0.344 (1, 7) (7, 8)		1-0 G6-4-3 1B 1-2 2-3		3-0 HBP		2-3 K ③		0-3 K ③	
Henry Blanco, R OBP: 0.282, SLG: 0.316 (1, 2)		0-0 G6-4-3 ② ③ 1-2f		2-3 K ③			1-2 FC1-6 1B		0-0 F7 ①
15 Ben Sheets, R OBP: 0.121, SLG: 0.033 Will Cunnane, R (1, 1) (4, 1) Luis Lopez, S OBP: 0.239, SLG: 0.264 (7, PH) (7, 4)			1-3 K ①		0-2 G4-3 ①		1-1 F8 ①		3-3 K ②







Batter	1	2	3	4	5	6	7	8	9
<b>Damian Jackson, R</b> (1, 4) OBP: 0.332, SLG: 0.380	3-3 K		3-2 P3		2-3 K		2-3 K		
<b>Mark Kotsay, L</b> (1, 8) OBP: 0.381, SLG: 0.452	3-2 G4-3		1-2 BB E 2B		4-1 FC4-6 BB		3-3 K		
<b>Ryan Klesko, L</b> (1, 3) OBP: 0.406, SLG: 0.549	0-3 K		4-1 BB E BB		0-1 FC4-6 1-2f		2-2 1B		
<b>Phil Nevin, R</b> (1, 5) OBP: 0.402, SLG: 0.611		3-2 CS 1B	4-1 E 1-2 2-3 BB		0-1 P6		3-3 K		
<b>Mike Darr, L</b> (1, 9) OBP: 0.369, SLG: 0.312		3-3 K 1-2	2-1 E5 1-3 2-H 3-H		3-3 K		1-0 F7		
<b>Bubba Trammell, R</b> (1, 7) OBP: 0.333, SLG: 0.473		1-3 K	1-0 F8		1-1 HR		2-3 K		
<b>Wiki Gonzalez, R</b> (1, 2) OBP: 0.351, SLG: 0.529			3-2 SH1-4 BB 2B 1B	1-2 FC4-6 HBP		4-2 BB	2-2 G5-3		
<b>D'Angelo Jimenez, S</b> (1, 6) OBP: 0.326, SLG: 0.373			4-2 SH1-4 2B BB	1-1 FC4-6 L4-3		0-0 F7			
<b>Brian Tollberg, R</b> (1, 1) OBP: 0.133, SLG: 0.133			0-1 SH1-4	0-0 L4-3		2-2 G4-3			
<b>Tony Gwynn, L</b> (6, PH) OBP: 0.385, SLG: 0.426									
<b>David Lee, R</b> (7, 1)									
<b>Jose Nunez, L</b> (7, 1)									
<b>Trevor Hoffman, R</b> (9, 1)									

Inning Stats	R: 0 E: 0 K: 2 S: 14	H: 0 LOB: 0 BB: 0 P: 20	R: 0 E: 0 K: 2 S: 9	H: 1 LOB: 0 BB: 0 P: 16	R: 4 E: 1 K: 0 S: 20	H: 2 LOB: 2 BB: 3 P: 42	R: 0 E: 0 K: 0 S: 5	H: 0 LOB: 0 BB: 0 P: 7	R: 0 E: 0 K: 1 S: 8	H: 0 LOB: 1 BB: 1 P: 14	R: 1 E: 0 K: 1 S: 13	H: 1 LOB: 1 BB: 1 P: 23	R: 0 E: 0 K: 3 S: 14	H: 1 LOB: 1 BB: 0 P: 24	R: 0 E: 0 K: 1 S: 7	H: 0 LOB: 0 BB: 0 P: 12
--------------	-------------------------------	----------------------------------	------------------------------	----------------------------------	-------------------------------	----------------------------------	------------------------------	---------------------------------	------------------------------	----------------------------------	-------------------------------	----------------------------------	-------------------------------	----------------------------------	------------------------------	----------------------------------

PITCHER	IP	WLS	BF	H	R	ER	SO	BB	IBB	HBP	BLK	WP	HR	S	P	ERA	WHIP
<b>Mac Suzuki, R</b> (1, 1) ERA: 6.28	4.0	L	18	3	4	2	4	3	0	1	0	0	0	48	85	4.50	1.500
<b>Chad Fox, R</b> (5, 1) ERA: 2.04	2.0		9	1	1	1	2	2	0	0	0	0	1	21	37	4.50	1.500
<b>Ray King, L</b> (7, 1) ERA: 3.67	0.2		3	1	0	0	2	0	0	0	0	0	0	11	18	0.00	1.500
<b>David Weathers, R</b> (7, 1) ERA: 2.18	1.1		4	0	0	0	2	0	0	0	0	0	0	10	18	0.00	0.000

**BOTTOM**

**Milwaukee Brewers @ San Diego Padres**  
Qualcomm Stadium, San Diego, CA

Sat Jul 21 2001, 10:05 PM EDT  
Att: 36,321 - Sunny - 72 F

AB	27
R	5
H	5
RBI	3
BB	5
SO	10
LOB	13

livebaseballscorecards.com



AB	R	H	RBI	BB	SO	LOB
4	0	0	0	0	3	2
3	1	1	2	1	1	0
3	1	1	0	1	1	1
3	0	1	0	1	1	2
4	0	0	0	0	2	2
4	1	1	1	0	2	2
2	1	1	0	1	0	0
2	1	0	0	1	0	2
1	0	0	0	0	0	1
1	0	0	0	0	0	1
0	0	0	0	0	0	0
0	0	0	0	0	0	0
0	0	0	0	0	0	0

WP	PA
0	34



Batter	1	2	3	4	5	6	7	8	9	AB R H RBI BB SO LOB	TOP											
Devon White, S (1, 8) OBP: 0.347, SLG: 0.500	1-2 HBP		1-1 1B		3-1 G6-3		1-0 F8			3 0 1 0 0 0 2												
Ronnie Belliard, R (1, 4) OBP: 0.345, SLG: 0.436	0-0 F8		0-0 F8		2-2 L8		2-2 F7			4 0 0 0 0 0 5												
Jeremy Burnitz, L (1, 9) OBP: 0.354, SLG: 0.503	1-2 F9		1-1 E3		0-0 G3		0-1 G1-3			4 0 0 0 0 0 3												
Richie Sexson, R (1, 3) OBP: 0.316, SLG: 0.493	1-3 K		1-1 G5-3		2-3 K		1-0 F9			4 0 0 0 0 2 4												
Raul Casanova, S (1, 2) OBP: 0.326, SLG: 0.497		2-1 F5		0-2 G1-3		4-2 1B BB		0-1 F8		3 0 0 0 1 0 0												
Angel Echevarria, R (1, 7) OBP: 0.303, SLG: 0.434		1-3 K		2-2 G3-1		0-0 1B		1-0 G4-3		4 0 1 0 0 1 0												
Mike Coolbaugh, R (1, 5) OBP: 0.200, SLG: 0.500		2-2 F9		1-1 F9		1-0 G6-3		3-2 F9		4 0 0 0 0 0 2												
Luis Lopez, S (1, 6) OBP: 0.250, SLG: 0.275			2-2 G4-3		3-2 G6-3 SH1-4 1B		1-1 1B		2-3 K	4 0 2 0 0 1 0												
Jimmy Haynes, R (1, 1) OBP: 0.290, SLG: 0.184 José Hernández, R (7, PH) OBP: 0.300, SLG: 0.467 Mike DeJean, R (7, 1) Ray King, L (7, 1) Gus Gandarillas, R (7, 1) Curt Leskanic, R (8, 1)			1-1 1B 1B		0-1 SH1-4 1-2		1-2 F9			1 0 1 0 0 0 0 1 0 0 0 0 0 1 0												
<b>Inning Stats</b>	R: 0 E: 0 K: 1 S: 10	H: 0 LOB: 1 BB: 0 P: 13	R: 0 E: 0 K: 1 S: 9	H: 0 LOB: 0 BB: 0 P: 14	R: 0 E: 1 K: 0 S: 12	H: 2 LOB: 3 BB: 0 P: 18	R: 0 E: 0 K: 0 S: 9	H: 0 LOB: 0 BB: 0 P: 12	R: 0 E: 0 K: 0 S: 11	H: 1 LOB: 1 BB: 0 P: 19	R: 0 E: 0 K: 1 S: 9	H: 1 LOB: 2 BB: 1 P: 16	R: 0 E: 0 K: 0 S: 11	H: 1 LOB: 1 BB: 0 P: 16	R: 0 E: 0 K: 0 S: 5	H: 0 LOB: 0 BB: 0 P: 6	R: 0 E: 0 K: 1 S: 11	H: 0 LOB: 0 BB: 0 P: 17	1B: 5 2B: 0 3B: 0 HR: 0	SF: 0 SAC: 1 DP: 0 HBP: 1	WP: 0 PB: 0 SB: 0 CS: 0	PA: 35
<b>PITCHER</b>	IP WLS BF H R ER SO BB IBB HBP BLK WP HR S P ERA WHIP												<b>PITCHER</b>	IP WLS BF H R ER SO BB IBB HBP BLK WP HR S P ERA WHIP								
Bobby Jones, R (1, 1) ERA: 4.01	7.0 W 29 5 0 0 3 1 0 1 0 0 0 0 71 108 0.00 0.857																					
Rudy Seanez, R (8, 1) ERA: 2.19	1.0 3 0 0 0 0 0 0 0 0 0 0 0 5 6 0.00 0.000																					
Rodney Myers, R (9, 1) ERA: 4.82	1.0 3 0 0 0 0 1 0 0 0 0 0 0 0 11 17 0.00 0.000																					

Milwaukee Brewers @ San Diego Padres  
Qualcomm Stadium, San Diego, CA  
Sun Jul 22 2001, 5:00 PM EDT  
Att. 21,883 - Sunny - 77 F

livebaseballscorecards.com

AB	32
R	0
H	5
RBI	0
BB	1
SO	4
LOB	17



Batter	1	2	3	4	5	6	7	8	9
<b>Damian Jackson, R</b> (1, 4) OBP: 0.331, SLG: 0.382	3-2 G6-3		2-0 P6			2-2 HR	3-3 K		
<b>Mark Kotsay, L</b> (1, 8) OBP: 0.379, SLG: 0.453	0-0 2B		3-2 G6-3			1-2 G5-3	2-3 K		
<b>Ryan Klesko, L</b> (1, 3) OBP: 0.407, SLG: 0.556	0-0 G1-3			3-1 P6		3-2 HR		4-2 G6-3 BB	
<b>Phil Nevin, R</b> (1, 5) OBP: 0.403, SLG: 0.609	4-2 BB			0-1 G4-6-3 1B		0-3 K		1-2 G6-3	
<b>Mike Darr, L</b> (1, 9) OBP: 0.367, SLG: 0.315	2-2 G4-3			0-1 G4-6-3 1-2f		1-2 G6-3		3-2 2B	
<b>Bubba Trammell, R</b> (1, 7) OBP: 0.332, SLG: 0.467		0-1 F3			4-1 FC3-6 BB		1-1 F9	2-3 K	
<b>Ben Davis, S</b> (1, 2) OBP: 0.379, SLG: 0.388		2-2 G4-3			1-2 F8		4-2 1B BB		
<b>D'Angelo Jimenez, S</b> (1, 6) OBP: 0.326, SLG: 0.372		0-1 G4-3			0-0 FC3-6 1-2f		1-1 2B 1B		
<b>Bobby Jones, R</b> (1, 1) OBP: 0.154, SLG: 0.184			0-3 K		0-2 G4-3		1-1 WP 1-H 2-H 2B		

Inning Stats	R: 0 E: 0 K: 0 S: 12	H: 1 LOB: 2 BB: 1 P: 21	R: 0 E: 0 K: 0 S: 7	H: 0 LOB: 0 BB: 0 P: 9	R: 0 E: 0 K: 1 S: 9	H: 0 LOB: 0 BB: 0 P: 14	R: 0 E: 0 K: 0 S: 6	H: 1 LOB: 0 BB: 0 P: 9	R: 0 E: 0 K: 0 S: 9	H: 0 LOB: 1 BB: 1 P: 13	R: 2 E: 0 K: 1 S: 18	H: 2 LOB: 0 BB: 0 P: 25	R: 2 E: 0 K: 2 S: 14	H: 2 LOB: 2 BB: 1 P: 26	R: 0 E: 0 K: 1 S: 13	H: 1 LOB: 1 BB: 1 P: 23
--------------	-------------------------------	----------------------------------	------------------------------	---------------------------------	------------------------------	----------------------------------	------------------------------	---------------------------------	------------------------------	----------------------------------	-------------------------------	----------------------------------	-------------------------------	----------------------------------	-------------------------------	----------------------------------

PITCHER															PITCHER																		
IP	WLS	BF	H	R	ER	SO	BB	IBB	HBP	BLK	WP	HR	S	P	ERA	WHIP	IP	WLS	BF	H	R	ER	SO	BB	IBB	HBP	BLK	WP	HR	S	P	ERA	WHIP
Jimmy Haynes, R (1, 1) ERA: 5.11	6.0	L	23	4	2	2	2	2	0	0	0	1	61	91	3.00	1.000																	
Mike DeJean, R (7, 1) ERA: 2.21	0.1		3	1	2	0	1	0	0	0	0	0	6	12	54.00	6.000																	
Ray King, L (7, 1) ERA: 3.67	0.0		1	1	0	0	0	0	0	0	0	0	2	3	∞	∞																	
Gus Gandarillas, R (7, 1) ERA: 7.36	0.2		2	0	0	0	2	0	0	0	1	0	6	11	0.00	0.000																	
Curt Leskanic, R (8, 1) ERA: 3.38	1.0		4	1	0	1	1	0	0	0	0	0	13	23	0.00	2.000																	


**BOTTOM**

**Milwaukee Brewers @ San Diego Padres**  
Qualcomm Stadium, San Diego, CA

Sun Jul 22 2001, 5:00 PM EDT  
Att. 21,883 - Sunny - 77 F

AB	R	H	RBI	BB	SO	LOB
4	1	1	0	0	1	1
4	0	1	0	0	1	2
3	1	1	2	1	0	1
3	0	1	0	1	1	1
4	0	1	0	0	0	3
3	0	0	0	1	1	1
2	1	0	0	1	0	1
3	1	1	0	0	0	1
2	0	0	0	0	1	1
1	0	1	2	0	0	0
0	0	0	0	0	0	0
0	0	0	0	0	0	0
0	0	0	0	0	0	0

AB	29
R	4
H	7
RBI	4
BB	4
SO	5
LOB	12



1B: 2	SF: 0	WP: 1	PA: 33
2B: 4	SAC: 0	PB: 0	
3B: 0	DP: 2	SB: 0	
HR: 1	HBP: 0	CS: 0	



Batter	1	2	3	4	5	6	7	8	9	AB R H RBI BB SO LOB
--------	---	---	---	---	---	---	---	---	---	----------------------

Rickey Henderson, R OBP: 0.363, SLG: 0.336 (1, 7)	4-1 FC1-6 BB 2B	2-1 P3			4-0 CS BB		4-2 G6-4-3 BB		2-2 1B	2 1 1 0 3 0 0
Damian Jackson, R OBP: 0.332, SLG: 0.380 (1, 4)	4-0 FC1-6 BB 1-2	2-0 F8			2-2 SAFE 1-2 1B		1-2 G6-4-3 1-2f		1-3 K	4 0 1 0 1 1 2
Ryan Klesko, L OBP: 0.404, SLG: 0.551 Alex Arias, R OBP: 0.313, SLG: 0.343 (1, 3) (5, 3)	0-1 FC1-6 2B 1B 1-2f 2-3		0-0 F8		3-3 K			1-1 G6-3		3 1 0 0 0 1 3 1 0 0 0 0 0 0
Phil Nevin, R OBP: 0.406, SLG: 0.622 (1, 5)	3-2 BB BB BB X 1-3 3-H 1B 2B		3-3 K		1-0 G6-3 1B 1B			2-0 HR		4 2 3 2 0 1 0
Bubba Trammell, R OBP: 0.334, SLG: 0.468 Jose Nunez, L Trevor Hoffman, R (1, 9) (8, 1) (9, 1)	2-1 1B 1B 3-H		0-0 F8		0-2 G6-3 1B			2-3 K		4 0 2 1 0 1 0 0 0 0 0 0 0 0 0 0 0 0 0 0 0
Wiki Gonzalez, R Chuck McElroy, L Rudy Seanez, R Tony Gwynn, L Mike Darr, L OBP: 0.361, SLG: 0.534 OBP: 0.403, SLG: 0.452 OBP: 0.367, SLG: 0.315 (1, 2) (6, 1) (7, 1) (8, PH) (8, PR) (8, 9)	0-2 1-2 2-H 1B		0-0 L4-3 1B		0-1 G6-3			4-1 BB		3 0 2 1 0 0 2 0 0 0 0 0 0 0 0 0 0 0 0 0 0 0 0 0 0 1 0 0 0 0 0 0 0 0 0
Emil Brown, R OBP: 0.291, SLG: 0.308 Mark Kotsay, L OBP: 0.380, SLG: 0.451 (1, 8) (6, PH) (6, 8)	0-3 K		1-0 L4-3		4-0 G6-4-3 IBB			0-2 F7		2 0 0 0 0 1 3 1 0 0 0 1 0 1
D'Angelo Jimenez, S OBP: 0.312, SLG: 0.354 (1, 6)	1-2 G1-3		2-2 F8		0-0 G6-4-3			0-2 F3		4 0 0 0 0 0 5
Woody Williams, R OBP: 0.211, SLG: 0.231 Ben Davis, S OBP: 0.377, SLG: 0.385 (1, 1) (6, 2)		2-2 F3		0-0 F8			0-1 G4-3		1-1 F9	2 0 0 0 0 0 0 2 0 0 0 0 0 0

Inning Stats	R: 3 E: 0 K: 1 S: 17	H: 3 LOB: 2 BB: 2 P: 31	R: 0 E: 0 K: 0 S: 6	H: 0 LOB: 0 BB: 0 P: 12	R: 0 E: 0 K: 1 S: 5	H: 0 LOB: 0 BB: 0 P: 8	R: 0 E: 0 K: 0 S: 5	H: 1 LOB: 0 BB: 0 P: 8	R: 0 E: 0 K: 1 S: 7	H: 1 LOB: 1 BB: 1 P: 16	R: 0 E: 0 K: 0 S: 7	H: 2 LOB: 2 BB: 1 P: 12	R: 0 E: 0 K: 0 S: 11	H: 0 LOB: 0 BB: 1 P: 15	R: 1 E: 0 K: 1 S: 10	H: 1 LOB: 1 BB: 1 P: 19	R: 0 E: 0 K: 1 S: 14	H: 1 LOB: 1 BB: 0 P: 18	1B: 7 2B: 2 3B: 0 HR: 1	SF: 0 SAC: 0 DP: 3 HBP: 0	WP: 0 PB: 0 SB: 0 CS: 1	PA: 38
--------------	-------------------------------	----------------------------------	------------------------------	----------------------------------	------------------------------	---------------------------------	------------------------------	---------------------------------	------------------------------	----------------------------------	------------------------------	----------------------------------	-------------------------------	----------------------------------	-------------------------------	----------------------------------	-------------------------------	----------------------------------	----------------------------------	------------------------------------	----------------------------------	--------

PITCHER	IP	WLS	BF	H	R	ER	SO	BB	IBB	HBP	BLK	WP	HR	S	P	ERA	WHIP
Nick Bierbrodt, L ERA: 8.22 (1, 1)	5.0	L	21	5	3	3	3	3	0	0	0	0	0	40	75	5.40	1.600
Mike Morgan, R ERA: 6.75 (6, 1)	2.0		8	2	0	0	0	1	1	0	0	0	0	18	27	0.00	1.500
Bret Prinz, R ERA: 1.3 (8, 1)	0.2		4	1	1	1	1	1	0	0	0	0	1	7	16	13.50	3.000
Greg Swindell, L ERA: 3.53 (8, 1)	1.1		5	1	0	0	1	0	0	0	0	0	0	17	21	0.00	0.750

**San Diego Padres @ Arizona Diamondbacks**  
Bank One Ballpark, Phoenix, AZ  
Mon Jul 23 2001, 10:05 PM EDT  
Att: 28,687 - Dome - 72 F

AB	32
R	4
H	9
RBI	4
BB	6
SO	5
LOB	16



Batter	1	2	3	4	5	6	7	8	9	AB R H RBI BB SO LOB
<b>Craig Counsell, L</b> (1, 6) OBP: 0.348, SLG: 0.339	0-3 	0-0 F9			2-2 F3		0-0 E 1-3 2B		2-3 K	5 0 1 0 0 2 2
<b>Jay Bell, R</b> (1, 4) OBP: 0.364, SLG: 0.440 <b>David Dellucci, L</b> (7, PH) OBP: 0.345, SLG: 0.507 <b>Junior Spivey, R</b> (8, 4) OBP: 0.347, SLG: 0.397	4-2 		2-1 1B 1B		1-2 F7		3-3 K			2 0 1 0 1 0 0 1 0 0 0 0 1 2 0 0 0 0 0 0 0
<b>Luis Gonzalez, L</b> (1, 7) OBP: 0.435, SLG: 0.725	1-0 L8		3-3 K		4-0 		1-0 E3 FC4			3 0 0 0 1 1 3
<b>Matt Williams, R</b> (1, 5) OBP: 0.322, SLG: 0.465	3-1 P4		2-2 G4-6-3 1B		3-2 F9		0-1 FC4			4 0 1 0 0 0 4
<b>Mark Grace, L</b> (1, 3) OBP: 0.409, SLG: 0.529		1-1 G1-3	0-1 G4-6-3		1-0 F9		1-1 G5-3			4 0 0 0 0 0 2
<b>Reggie Sanders, R</b> (1, 9) OBP: 0.313, SLG: 0.517		1-0 L6		2-2 F7		3-2 G6-3		1-1 F8		4 0 0 0 0 0 0
<b>Steve Finley, L</b> (1, 8) OBP: 0.310, SLG: 0.361		0-2 2B		2-2 		1-2 G3-1		1-1 F9		4 1 2 0 0 0 0
<b>Damian Miller, R</b> (1, 2) OBP: 0.322, SLG: 0.399		3-2 1B 2B		0-1 G6-3		1-0 2B E 1B		0-0 F7		4 1 2 1 0 0 1
<b>Nick Bierbrodt, L</b> (1, 1) OBP: 0.750, SLG: 0.833 <b>Mike Morgan, R</b> (6, 1) <b>Danny Bautista, R</b> (7, PH) OBP: 0.315, SLG: 0.347 <b>Bret Prinz, R</b> (8, 1) <b>Greg Swindell, L</b> (8, 1) <b>Erubiel Durazo, L</b> (9, PH) OBP: 0.358, SLG: 0.577		1-2 1B 2B		3-2 G5-3		1-2 L9		2-3 K		2 0 1 0 0 0 1 0 0 0 0 0 0 0 1 0 0 0 0 0 1 0 0 0 0 0 0 0 0 0 0 0 0 0 0 1 0 0 0 0 0 1 0

Inning Stats	R: 0	H: 0	E: 0	K: 10	S: 10	H: 0	LOB: 1	BB: 1	P: 18	R: 1	H: 3	E: 0	K: 0	S: 15	R: 0	H: 2	E: 0	K: 10	S: 10	R: 0	H: 0	E: 0	K: 0	S: 12	R: 0	H: 0	E: 0	K: 8	S: 8	R: 1	H: 2	E: 1	K: 1	S: 12	R: 0	H: 0	E: 0	K: 0	S: 6	R: 0	H: 0	E: 0	K: 0	S: 6	R: 0	H: 0	E: 0	K: 2	S: 7	1B: 4	2B: 4	3B: 0	HR: 0	SF: 0	SAC: 0	DP: 1	HBP: 0	WP: 0	PB: 0	SB: 0	CS: 0	PA: 37
--------------	------	------	------	-------	-------	------	--------	-------	-------	------	------	------	------	-------	------	------	------	-------	-------	------	------	------	------	-------	------	------	------	------	------	------	------	------	------	-------	------	------	------	------	------	------	------	------	------	------	------	------	------	------	------	-------	-------	-------	-------	-------	--------	-------	--------	-------	-------	-------	-------	--------

PITCHER	IP	WLS	BF	H	R	ER	SO	BB	IBB	HBP	BLK	WP	HR	S	P	ERA	WHIP
<b>Woody Williams, R</b> (1, 1) ERA: 5.11	5.0		22	6	1	1	2	2	0	0	0	0	0	63	101	1.80	1.600
<b>Chuck McElroy, L</b> (6, 1) ERA: 5.21	1.1		6	2	1	0	0	0	0	0	0	0	0	13	20	0.00	1.500
<b>Rudy Seanez, R</b> (7, 1) ERA: 2.08	0.2		3	0	0	0	1	0	0	0	0	0	0	7	11	0.00	0.000
<b>Jose Nunez, L</b> (8, 1) ERA: 6.62	1.0		3	0	0	0	0	0	0	0	0	0	0	6	9	0.00	0.000
<b>Trevor Hoffman, R</b> (9, 1) ERA: 3.79	1.0	S	3	0	0	0	2	0	0	0	0	0	0	7	11	0.00	0.000

**BOTTOM**

**San Diego Padres @ Arizona Diamondbacks**  
Bank One Ballpark, Phoenix, AZ  
Mon Jul 23 2001, 10:05 PM EDT  
Att. 28,687 - Dome - 72 F

<b>AB</b>	<b>35</b>
<b>R</b>	<b>2</b>
<b>H</b>	<b>8</b>
<b>RBI</b>	<b>1</b>
<b>BB</b>	<b>2</b>
<b>SO</b>	<b>5</b>
<b>LOB</b>	<b>16</b>



PITCHER	IP	WLS	BF	H	R	ER	SO	BB	IBB	HBP	BLK	WP	HR	S	P	ERA	WHIP
---------	----	-----	----	---	---	----	----	----	-----	-----	-----	----	----	---	---	-----	------





Batter	1	2	3	4	5	6	7	8	9
<b>Craig Counsell, L</b> OBP: 0.349, SLG: 0.348 (1, 6) (8, 5)	F8		CS 1B			HR 3B	F5	G3	
<b>Junior Spivey, R</b> OBP: 0.364, SLG: 0.394 (1, 4)	K		F9			HR BB	HR BB	1B	
<b>Luis Gonzalez, L</b> OBP: 0.435, SLG: 0.736 (1, 7)	G5-3				F5	HR	HR	F8	
<b>Matt Williams, R</b> OBP: 0.320, SLG: 0.461 <b>Alex Cintron, S</b> (7, PR) (8, 6)		K			G6-3	K		G4-3	
<b>Mark Grace, L</b> OBP: 0.405, SLG: 0.522 <b>Troy Brohawn, L</b> (8, 1) <b>Erik Sabel, R</b> (9, 1)		G3-1			P6	G4-3	P5		
<b>Reggie Sanders, R</b> OBP: 0.315, SLG: 0.515 (1, 9)		K			K	S BB		1B 1B	
<b>Steve Finley, L</b> OBP: 0.315, SLG: 0.366 (1, 8)						1B		1B 1B G3 1B	
<b>Damian Miller, R</b> OBP: 0.326, SLG: 0.411 <b>Rod Barajas, R</b> OBP: 0.211, SLG: 0.329 (8, PH) (9, 2)			SH1-4 1B		F9		E 2B	G3 1B 1B	
<b>Randy Johnson, R</b> OBP: 0.133, SLG: 0.093 <b>Erubiel Durazo, L</b> OBP: 0.363, SLG: 0.580 (8, 3)			SH1-4		K		K	G3 1B	

Inning Stats	R: 0 E: 0 K: 1 S: 8	H: 0 LOB: 0 BB: 0 P: 13	R: 0 E: 0 K: 2 S: 11	H: 0 LOB: 0 BB: 0 P: 17	R: 2 E: 0 K: 0 S: 8	H: 3 LOB: 0 BB: 0 P: 10	R: 0 E: 0 K: 0 S: 4	H: 0 LOB: 0 BB: 0 P: 5	R: 0 E: 0 K: 2 S: 12	H: 1 LOB: 1 BB: 0 P: 18	R: 3 E: 0 K: 1 S: 12	H: 2 LOB: 1 BB: 2 P: 28	R: 3 E: 0 K: 1 S: 17	H: 3 LOB: 1 BB: 1 P: 30	R: 3 E: 0 K: 0 S: 15	H: 5 LOB: 2 BB: 0 P: 22
--------------	------------------------------	----------------------------------	-------------------------------	----------------------------------	------------------------------	----------------------------------	------------------------------	---------------------------------	-------------------------------	----------------------------------	-------------------------------	----------------------------------	-------------------------------	----------------------------------	-------------------------------	----------------------------------

PITCHER	IP	WLS	BF	H	R	ER	SO	BB	IBB	HBP	BLK	WP	HR	S	P	ERA	WHIP
<b>Kevin Jarvis, R</b> ERA: 5.05 (1, 1)	6.0	L	25	6	5	5	7	2	0	0	0	0	1	55	91	7.50	1.333
<b>David Lee, R</b> ERA: 4.19 (7, 1)	1.0		7	3	3	3	1	1	0	0	0	0	1	17	30	27.00	4.000
<b>Rodney Myers, R</b> ERA: 5.4 (8, 1)	1.0		8	5	3	3	0	0	0	0	0	0	0	15	22	27.00	5.000


**BOTTOM**

**San Diego Padres @ Arizona Diamondbacks**  
Bank One Ballpark, Phoenix, AZ

Tue Jul 24 2001, 10:05 PM EDT  
Att: 36,940 - Dome - 72 F

AB	36
R	11
H	14
RBI	10
BB	3
SO	8
LOB	12

WP: 0 PA: 40  
PB: 0  
SB: 1  
CS: 1



AB	R	H	RBI	BB	SO	LOB
5	1	2	2	0	0	2
3	2	1	1	2	1	1
5	2	2	5	0	0	2
4	0	1	0	0	2	0
1	0	0	0	0	0	2
4	0	0	0	0	0	1
0	0	0	0	0	0	0
0	0	0	0	0	0	0
3	1	1	0	1	2	0
4	2	3	0	0	1	1
3	2	2	1	0	0	1
1	1	1	1	0	0	0
2	0	0	0	0	2	2
1	0	1	0	0	0	0
1B: 9	SF: 0					
2B: 2	SAC: 1					
3B: 1	DP: 0					
HR: 2	HBP: 0					



Batter	1	2	3	4	5	6	7	8	9	AB R H RBI BB SO LOB	TOP
<b>Damian Jackson, R</b> (1, 4) OBP: 0.329, SLG: 0.369	2-2 E S G4-3 HBP		1-1 F3		4-2 BB		0-2 G6-3	2-1 F4		3 1 0 0 1 0 1	
<b>Mark Kotsay, L</b> (1, 8) OBP: 0.377, SLG: 0.450	1-1 G4-3 1-H		3-1 F7		1-0 F8		0-0 F7	0-2 2B		5 0 1 2 0 0 1	
<b>Ryan Klesko, L</b> (1, 3) OBP: 0.404, SLG: 0.548	1-0 P5		1-2 F8			1-1 BB 1B 1B	4-2 2B BB	1-0 P5		4 1 1 0 1 0 1	
<b>Phil Nevin, R</b> (1, 5) OBP: 0.405, SLG: 0.618	1-0 HBP			1-3 K		0-1 BB 1B	1-1 2B		1-3 K	4 1 2 0 0 2 0	
<b>Mike Darr, L</b> (1, 9) OBP: 0.365, SLG: 0.314 <b>Jose Nunez, L</b> (7, 1) <b>Wiki Gonzalez, R</b> (9, PH) OBP: 0.364, SLG: 0.528	2-2 G6-3			2-2 S 1B		2-2 F8	2-3 K		4-2 2B BB	4 0 1 0 0 1 5 0 0 0 0 0 0 0 0 0 0 0 1 0 0	
<b>Bubba Trammell, R</b> (1, 7) OBP: 0.334, SLG: 0.460		0-0 L5		2-3 K		4-1 1B BB		4-1 BB BB	1-2 F9	3 1 0 0 2 1 2	
<b>Ben Davis, S</b> (1, 2) OBP: 0.374, SLG: 0.385		3-2 G4-3		3-3 K		3-2 1B		0-0 F7	0-0 2B	5 0 2 2 0 1 2	
<b>D'Angelo Jimenez, S</b> (1, 6) OBP: 0.307, SLG: 0.337		1-1 1B			3-2 F8	2-3 K		4-2 2B BB	2-3 K	4 1 1 0 1 2 4	
<b>Sterling Hitchcock, L</b> (1, 1) OBP: 0.125, SLG: 0.125 <b>Dave Magadan, L</b> (6, PH) OBP: 0.347, SLG: 0.371 <b>Chuck McElroy, L</b> (6, 1) <b>Rodney Myers, R</b> (7, 1) <b>Emil Brown, R</b> (7, 9) OBP: 0.288, SLG: 0.301 <b>Tony Swytin, L</b> (8, PH) OBP: 0.412, SLG: 0.478 <b>Rickey Henderson, R</b> (8, PR) OBP: 0.358, SLG: 0.331		1-3 K		0-3 K		1-1 G3		0-0 2B		2 0 0 0 0 2 1 1 0 0 0 0 0 2 0 1 0 1 2 0 0 0 0 1 0 0 0 0 0	
<b>Inning Stats</b>	R: 1 H: 0 E: 0 LOB: 1 K: 0 BB: 0 S: 8 P: 15	R: 0 H: 1 E: 0 LOB: 1 K: 1 BB: 0 S: 9 P: 14	R: 0 H: 0 E: 0 LOB: 0 K: 0 BB: 0 S: 7 P: 12	R: 0 H: 1 E: 0 LOB: 1 K: 3 BB: 0 S: 14 P: 22	R: 0 H: 0 E: 0 LOB: 1 K: 1 BB: 1 S: 10 P: 18	R: 2 H: 3 E: 0 LOB: 2 K: 1 BB: 1 S: 17 P: 30	R: 0 H: 1 E: 0 LOB: 2 K: 1 BB: 1 S: 11 P: 18	R: 3 H: 2 E: 0 LOB: 1 K: 0 BB: 2 S: 12 P: 23	R: 0 H: 1 E: 0 LOB: 2 K: 2 BB: 1 S: 14 P: 22	1B: 5 SF: 0 2B: 4 SAC: 0 3B: 0 DP: 0 HR: 0 HBP: 2	WP: 0 PA: 44 PB: 0 SB: 2 CS: 0
<b>PITCHER</b>	<b>Miguel Batista, R</b> (1, 1) ERA: 3.54	<b>Mike Morgan, R</b> (6, 1) ERA: 6.17	<b>Troy Brohawn, L</b> (7, 1) ERA: 4.32	<b>Bret Prinz, R</b> (8, 1) ERA: 2.22	<b>Greg Swindell, L</b> (8, 1) ERA: 3.5	<b>PITCHER</b>	<b>Byung-Hyun Kim, R</b> (9, 1) ERA: 2.81	IP WLS BF H R ER SO BB IBB HBP BLK WP HR S P ERA WHIP	IP WLS BF H R ER SO BB IBB HBP BLK WP HR S P ERA WHIP		
	5.1 W 25 5 3 2 5 2 0 0 2 0 0 0 60 103 3.38 1.312	1.0 H 3 0 0 0 1 0 0 0 0 0 0 0 8 11 0.00 0.000	0.2 4 1 0 0 1 1 0 0 0 0 0 0 8 15 0.00 3.000	0.2 6 2 3 3 0 2 0 0 0 0 0 0 11 21 40.50 6.000	0.1 H 1 0 0 0 0 0 0 0 0 0 0 0 1 2 0.00 0.000		1.0 S 5 1 0 0 2 1 0 0 0 0 0 0 14 22 0.00 2.000				

**San Diego Padres @ Arizona Diamondbacks**  
Bank One Ballpark, Phoenix, AZ  
Wed Jul 25 2001, 10:05 PM EDT  
Att: 28,376 - Dome - 72 F

AB	36
R	6
H	9
RBI	6
BB	6
SO	9
LOB	19



Batter	1	2	3	4	5	6	7	8	9	AB	R	H	RBI	BB	SO	LOB
<b>Craig Counsell, L</b> OBP: 0.360, SLG: 0.362 (1, 6)	0-0 1B 2B	4-1 1-2 BB		0-1 1B		0-1 BB E G5-3 1B	2-1 1-2 HR 1B			4	3	4	0	1	0	0
<b>Jay Bell, R</b> OBP: 0.362, SLG: 0.435 (1, 4)	4-2 1B BB	3-1 F7		0-3 K		3-1 G5-3 1-2	3-2 P4			4	0	0	0	1	1	5
<b>Bret Prinz, R</b> (8, 1)										0	0	0	0	0	0	0
<b>Greg Swindell, L</b> (8, 1)										0	0	0	0	0	0	0
<b>Byung-Hyun Kim, R</b> (9, 1)										0	0	0	0	0	0	0
<b>Luis Gonzalez, L</b> OBP: 0.437, SLG: 0.745 (1, 7)	2-1 1-2 2-H 1B			0-0 1B E 2B		1-0 P4	0-0 G6-3 1-H HR			5	2	3	3	0	0	2
<b>Matt Williams, R</b> OBP: 0.322, SLG: 0.456 (1, 5)	1-1 F5			0-1 E 1B		1-0 B3	4-0 E BB 1B IBB	0-0 F3		4	1	1	0	1	0	2
<b>Erubiel Durazo, L</b> OBP: 0.364, SLG: 0.570 (1, 3)	1-3 K			0-0 F8		2-1 BB 2B 1B	4-2 E 1B BB	2-1 F8		4	2	1	0	1	1	4
<b>Reggie Sanders, R</b> OBP: 0.310, SLG: 0.505 (1, 9)	3-2 P3			3-2 E5 1-2 3-H		2-1 P6	0-2 E5 1B	1-1 P4		5	0	0	1	0	0	6
<b>Steve Finley, L</b> OBP: 0.319, SLG: 0.368 (1, 8)				1-0 P6		4-2 2B BB	1-2 1-3 2-H 3-H 1B	0-1 1B		4	1	2	2	1	1	2
<b>Rod Barajas, R</b> OBP: 0.210, SLG: 0.333 (1, 2)				2-0 F8		0-0 2B	2-3 K2-3	0-0 G4-3		5	0	1	2	0	1	5
<b>Miguel Batista, R</b> OBP: 0.143, SLG: 0.053 (1, 1)				0-1 BB 1B		0-0 F3	3-1 F3	4-2 1B BB		3	0	1	0	0	0	1
<b>Mike Morgan, R</b> (6, 1)										0	0	0	0	0	0	0
<b>Troy Brohawn, L</b> (7, 1)										0	0	0	0	0	0	0
<b>Junior Spivey, R</b> OBP: 0.372, SLG: 0.394 (7, PH) (8, 4)										0	0	0	0	1	0	0

Inning Stats	R	H	E	K	S	R	H	E	K	S	R	H	E	K	S	R	H	E	K	S	R	H	E	K	S	R	H	E	K	S
	1	2	0	14	27	0	1	0	12	22	1	2	0	10	16	0	1	0	7	8	2	2	0	10	22	3	2	0	11	20

PITCHER	IP	WLS	BF	H	R	ER	SO	BB	IBB	HBP	BLK	WP	HR	S	P	ERA	WHIP
<b>Sterling Hitchcock, L</b> ERA: 3.32 (1, 1)	5.0	L	27	8	4	4	3	3	0	0	0	0	0	53	93	7.20	2.200
<b>Chuck McElroy, L</b> ERA: 5.1 (6, 1)	1.0		8	2	3	0	1	1	1	0	0	0	0	20	34	0.00	3.000
<b>Rodney Myers, R</b> ERA: 5.54 (7, 1)	0.2		3	1	1	1	0	1	0	0	0	0	0	9	18	13.50	3.000
<b>Jose Nunez, L</b> ERA: 6.63 (7, 1)	1.1		6	2	1	1	0	0	0	0	0	0	1	9	12	6.75	1.500


**BOTTOM**

**San Diego Padres @ Arizona Diamondbacks**  
Bank One Ballpark, Phoenix, AZ

Wed Jul 25 2001, 10:05 PM EDT  
Att. 28,376 - Dome - 72 F

AB	38
R	9
H	13
RBI	8
BB	6
SO	4
LOB	27

livebaseballscorecards.com



WP	0	PA	44
PB	0	SB	0
CS	0		





Batter	1	2	3	4	5	6	7	8	9
Ronnie Belliard, R OBP: 0.346, SLG: 0.461 (1, 4)	0-1 E SF9 1B	3-1 2-H 2B		0-0 G5-3		0-0 G4-3 1-2f		2-2 1-H HR	
Mark Loretta, R OBP: 0.335, SLG: 0.317 Mike DeJean, R (9, 1)	0-1 E9 HR 1B	0-3 K		0-0 G6-3		2-2 F9		1-2 1B	
Geoff Jenkins, L OBP: 0.344, SLG: 0.470 Lance Painter, L Mike Coolbaugh, R OBP: 0.250, SLG: 0.455 (8, PH) (9, 5)	1-1 SF9	0-1 G1-3		0-3 K		2-2 G4-3		4-2 BB	
Richie Sexson, R OBP: 0.315, SLG: 0.493 (1, 3)	2-2 2-H HR	2-3 K			2-2 BB 1B		1-0 1B 1B	1-1 G5-3	
Jeremy Burnitz, L OBP: 0.354, SLG: 0.513 (1, 9)	1-2 P6		1-0 FC6-4 1B		2-2 P1		2-3 K		
Devon White, S OBP: 0.341, SLG: 0.479 (1, 8)	1-0 L9		0-2 FC6-4 1B		0-0 F9		2-2 1-2 1B		
José Hernández, R OBP: 0.298, SLG: 0.453 (1, 6)		2-2 HR 1B	1-0 FC6-4 1-2f 2-3		4-2 1-2 BB		2-3 K		
Henry Blanco, R OBP: 0.291, SLG: 0.340 (1, 2)		2-2 1-H HR	1-3 K		0-3 K			4-1 HR BB	
Jimmy Haynes, R OBP: 0.233, SLG: 0.244 James Mouton, R OBP: 0.324, SLG: 0.348 (8, 7)		0-0 2B 2B	2-1 L5			0-2 G4-3 1B		2-3 K	

Inning Stats	R: 3 E: 1 K: 0 S: 13	H: 3 LOB: 0 BB: 0 P: 18	R: 3 E: 0 K: 2 S: 21	H: 4 LOB: 1 BB: 0 P: 30	R: 0 E: 0 K: 1 S: 10	H: 2 LOB: 2 BB: 0 P: 15	R: 0 E: 0 K: 1 S: 5	H: 0 LOB: 0 BB: 0 P: 5	R: 0 E: 0 K: 1 S: 14	H: 1 LOB: 2 BB: 1 P: 22	R: 0 E: 0 K: 0 S: 8	H: 1 LOB: 0 BB: 0 P: 10	R: 0 E: 0 K: 2 S: 13	H: 2 LOB: 2 BB: 0 P: 22	R: 2 E: 0 K: 1 S: 14	H: 2 LOB: 1 BB: 2 P: 28
--------------	-------------------------------	----------------------------------	-------------------------------	----------------------------------	-------------------------------	----------------------------------	------------------------------	---------------------------------	-------------------------------	----------------------------------	------------------------------	----------------------------------	-------------------------------	----------------------------------	-------------------------------	----------------------------------

PITCHER	IP	WLS	BF	H	R	ER	SO	BB	IBB	HBP	BLK	WP	HR	S	P	ERA	WHIP
Bobby Jones, R ERA: 4.31 (1, 1)	3.0	L	18	9	6	6	3	0	0	0	0	0	2	44	63	18.00	3.000
Rodney Myers, R ERA: 5.14 (4, 1)	3.0		11	2	0	0	2	1	0	0	0	0	0	27	37	0.00	1.000
Jose Nunez, L ERA: 6.45 (7, 1)	1.0		5	2	0	0	2	0	0	0	0	0	0	13	22	0.00	2.000
Tom Davey, R ERA: 4.5 (8, 1)	0.0		1	0	1	1	0	1	0	0	0	0	0	1	5	∞	∞
Chuck McElroy, L ERA: 5.18 (8, 1)	1.0		5	2	1	1	1	1	0	0	0	0	1	13	23	9.00	3.000

**BOTTOM**

**San Diego Padres @ Milwaukee Brewers**  
Miller Park, Milwaukee, WI

Fri Jul 27 2001, 7:05 PM CDT  
Att. 29,520 - Sunny - 69 F

AB	R	H	RBI	BB	SO	LOB
5	2	3	3	0	0	1
5	1	2	0	0	1	1
0	0	0	0	0	0	0
3	0	0	1	0	1	1
0	0	0	0	0	0	0
0	0	0	0	1	0	0
5	1	3	2	0	1	2
4	0	1	0	0	1	2
4	0	2	0	0	0	1
3	1	1	0	1	1	4
3	2	1	2	1	2	4
3	1	2	0	0	0	2
1	0	0	0	0	1	1

AB	36
R	8
H	15
RBI	8
BB	3
SO	8
LOB	19

livebaseballscorecards.com

WP	0	PA	40
PB	0	SB	0
CS	0		



Batter	1	2	3	4	5	6	7	8	9	AB R H RBI BB SO LOB	TOP									
<b>Damian Jackson, R</b> (1, 4) OBP: 0.333, SLG: 0.372	2-3 K			1-2 2B HR 1B	2-2 G5-3			3-3 K		4 1 1 0 0 2 0	<b>San Diego Padres @ Milwaukee Brewers</b> Miller Park, Milwaukee, WI Sat Jul 28 2001, 6:05 PM CDT Att. 42,096 - Overcast - 78 F									
<b>Mark Kotsay, L</b> (1, 8) OBP: 0.374, SLG: 0.448	1-2 G4-3			0-0 HR 2B	2-2 G6-3			2-0 F7		4 1 1 0 0 0 0										
<b>Ryan Klesko, L</b> (1, 3) OBP: 0.401, SLG: 0.540	0-0 G3			4-1 HR BB		0-2 G4-6-3 1B		2-3 K		3 1 1 0 1 1 0										
<b>Phil Nevin, R</b> (1, 5) OBP: 0.402, SLG: 0.627		0-3 K		1-1 HR		1-3 K		1-0 HR		4 2 2 5 0 2 1										
<b>Mike Darr, L</b> (1, 9) OBP: 0.366, SLG: 0.321		2-1 G4-3		1-2 G4-3		2-1 G4-6-3 1-2f		2-2 G6-4-3 1B 1B		4 0 1 0 0 0 1										
<b>Bubba Trammell, R</b> (1, 7) OBP: 0.336, SLG: 0.471		1-3 K		2-1 G6-3			0-1 HR	1-2 G6-4-3 1B		4 1 2 1 0 1 0										
<b>Wiki Gonzalez, R</b> (1, 2) OBP: 0.359, SLG: 0.516			0-1 L9	1-2 1B		1-2 G3		3-0 G6-4-3 1-2f 2-3		4 0 1 0 0 0 2										
<b>D'Angelo Jimenez, S</b> (1, 6) OBP: 0.294, SLG: 0.313			1-1 F8	1-1 F8		2-3 K		3-2 G3-1		4 0 0 0 0 1 2										
<b>Woody Williams, R</b> (1, 1) OBP: 0.200, SLG: 0.218 <b>Trevor Hoffman, R</b> (8, 1)			0-1 G6-3		0-0 F9		0-3 K			3 0 0 0 0 1 0 0 0 0 0 0 0 0										
<b>Inning Stats</b>	R: 0 E: 0 K: 1 S: 8	H: 0 LOB: 0 BB: 0 P: 11	R: 0 E: 0 K: 2 S: 8	H: 0 LOB: 0 BB: 0 P: 11	R: 0 E: 0 K: 0 S: 6	H: 0 LOB: 0 BB: 0 P: 7	R: 4 E: 0 K: 0 S: 18	H: 4 LOB: 1 BB: 1 P: 29	R: 0 E: 0 K: 0 S: 8	H: 1 LOB: 0 BB: 0 P: 12	R: 1 E: 0 K: 2 S: 11	H: 1 LOB: 0 BB: 0 P: 14	R: 0 E: 0 K: 2 S: 7	H: 0 LOB: 0 BB: 0 P: 14	R: 1 E: 0 K: 0 S: 14	H: 3 LOB: 1 BB: 0 P: 24	1B: 5 2B: 1 3B: 0 HR: 3	SF: 0 SAC: 0 DP: 2 HBP: 0	WP: 0 PB: 0 SB: 0 CS: 0	PA: 35
<b>PITCHER</b>	IP WLS BF H R ER SO BB IBB HBP BLK WP HR S P ERA WHIP																			
<b>Allen Levrault, R</b> (1, 1) ERA: 5.08	5.0 L 20 4 4 4 3 1 0 0 0 0 0 1 48 70 7.20 1.000																			
<b>Mac Suzuki, R</b> (6, 1) ERA: 6.2	2.1 8 2 1 1 4 0 0 0 0 0 0 1 23 32 3.86 0.857																			
<b>Lance Painter, L</b> (8, 1) ERA: 6.86	0.2 2 0 0 0 1 0 0 0 0 0 0 0 4 8 0.00 0.000																			
<b>Curt Leskanic, R</b> (9, 1) ERA: 3.42	1.0 5 3 1 1 0 0 0 0 0 0 0 1 14 24 9.00 3.000																			

<b>AB</b>	34
<b>R</b>	6
<b>H</b>	9
<b>RBI</b>	6
<b>BB</b>	1
<b>SO</b>	8
<b>LOB</b>	6







Batter	1	2	3	4	5	6	7	8	9	AB R H RBI BB SO LOB	TOP		
Rickey Henderson, R OBP: 0.357, SLG: 0.328 Rudy Seanez, R Chuck McElroy, L D'Angelo Jimenez, S OBP: 0.291, SLG: 0.309	1-0 G6-3		3-2 F7	1-2 F8		2-1 2B 1B	1-2 DI 1B		1-3 K	5 1 2 2 0 0 1 0 0 0 0 0 0 0 0 0 0 0 0 0 0 1 0 0 0 0 0 1 0			
Mark Kotsay, L OBP: 0.376, SLG: 0.452 Mike Darr, L OBP: 0.364, SLG: 0.319	2-2 L4		1-1 1B		2-3 K	0-1 BB 2B	1-1 F7			4 1 2 2 0 1 0 1 0 0 0 0 0 2			
Ryan Klesko, L OBP: 0.401, SLG: 0.545	3-2 HR		0-0 F7		0-1 F7	4-0 BB 2B IBB	2-2 F9			4 2 1 1 1 0 3			
Phil Nevin, R OBP: 0.405, SLG: 0.626	0-0 G6-3			0-0 FC3-6 2B 1B	2-2 F8	4-2 2B 1B BB		0-2 G3-1 1B		4 1 2 0 1 0 0			
Bubba Trammell, R OBP: 0.343, SLG: 0.488		2-0 HR		0-0 FC3-6 1B		1-2 BB 2B		1-1 F9		4 2 3 3 1 0 1			
Ben Davis, S OBP: 0.376, SLG: 0.384		2-3 K		2-1 FC3-6 HBP 2B		1-2 1B IBB		1-0 G3-1		4 2 1 0 1 1 3			
Damian Jackson, R OBP: 0.334, SLG: 0.370		2-1 G5-3 1B		2-0 2B E HBP		1-2 K		0-0 G1-3		4 1 1 0 0 1 6			
Alex Arias, R OBP: 0.317, SLG: 0.343	2-2 SAFE G5-3		0-1 E7 2B		4-0 1B 2B IBB	0-1 F3		2-1 G6-3		4 1 1 2 1 0 1			
Kevin Jarvis, L OBP: 0.313, SLG: 0.390 Rodney Myers, R Tony Gwynn, L OBP: 0.434, SLG: 0.492 Emil Brown, R OBP: 0.284, SLG: 0.299 Dave Magadan, L OBP: 0.340, SLG: 0.363 Wascar Seirano, R OBP: 0.111, SLG: 0.111	1-1 P6		1-1 F7		1-0 SF8	3-2 WP 1B 2B		3-2 F7		2 0 0 1 0 0 1 0 0 0 0 0 0 0 1 0 1 0 0 0 0 0 1 0 0 0 0 0 1 0 0 0 0 0 0 0 0 0 0 0 0 0			
<b>Inning Stats</b>	R: 1 H: 1 E: 0 LOB: 0 K: 0 BB: 0 S: 8 P: 14	R: 1 H: 2 E: 0 LOB: 0 K: 1 BB: 0 S: 9 P: 17	R: 0 H: 1 E: 0 LOB: 1 K: 0 BB: 0 S: 9 P: 14	R: 3 H: 3 E: 1 LOB: 1 K: 0 BB: 0 S: 12 P: 17	R: 0 H: 0 E: 0 LOB: 0 K: 1 BB: 0 S: 9 P: 13	R: 6 H: 4 E: 0 LOB: 3 K: 1 BB: 5 S: 18 P: 45	R: 1 H: 2 E: 0 LOB: 1 K: 0 BB: 0 S: 13 P: 20	R: 0 H: 1 E: 0 LOB: 1 K: 0 BB: 0 S: 7 P: 9	R: 0 H: 0 E: 0 LOB: 0 K: 1 BB: 0 S: 8 P: 14	1B: 8 SF: 1 2B: 4 SAC: 0 3B: 0 DP: 0 HR: 2 HBP: 1	WP: 1 PA: 46 PB: 0 SB: 0 CS: 0		
<b>PITCHER</b>	IP WLS BF H R ER SO BB IBB HBP BLK WP HR S P ERA WHIP											<b>PITCHER</b>	IP WLS BF H R ER SO BB IBB HBP BLK WP HR S P ERA WHIP
Jamey Wright, R ERA: 4.13	(1, 1) 5.2 L 28 9 9 9 2 1 1 2 0 0 0 2 56 97 14.29 1.765											David Weathers, R ERA: 2.03	(9, 1) 1.0 3 0 0 0 1 0 0 0 0 0 0 9 23 54.00 9.000
Chad Fox, R ERA: 2.41	(6, 1) 0.1 6 2 2 2 1 1 2 0 0 0 0 0 9 23 54.00 9.000												
47 Mike Buddie, R ERA: 0.87	(7, 1) 0.1 3 2 1 1 0 0 0 0 0 0 1 0 8 12 27.00 6.000												
Ray King, L ERA: 3.6	(7, 1) 0.2 2 0 0 0 0 0 0 0 0 0 0 0 5 8 0.00 0.000												
Mike DeJean, R ERA: 2.09	(8, 1) 1.0 4 1 0 0 0 0 0 0 0 0 0 0 7 9 0.00 1.000												

**San Diego Padres @ Milwaukee Brewers**  
Miller Park, Milwaukee, WI  
Sun Jul 29 2001, 1:05 PM CDT  
Att. 42,189 - Cloudy - 79 F

AB	39
R	12
H	14
RBI	11
BB	5
SO	4
LOB	18



Batter	1	2	3	4	5	6	7	8	9	AB	R	H	RBI	BB	SO	LOB
Ronnie Belliard, R OBP: 0.352, SLG: 0.476 (1, 4)	0-0 1B 2B		0-1 G5-3				1-2 1B 1-3 1B		4-0 BB	3	0	2	0	1	0	0
Mark Loretta, R OBP: 0.345, SLG: 0.333 Mike DeJean, R David Weathers, R (1, 5) (8, 1) (9, 1)	1-0 G5-4-3 1B 2-3			3-2 HR 2B			0-0 1-3 1B 3-H		3-3 K 2	4	1	3	1	0	1	1
Devon White, S OBP: 0.339, SLG: 0.471 James Mouton, R OBP: 0.324, SLG: 0.348 (1, 8) (9, 8)	2-2 F8 1B			2-0 F7 2B			2-3 K 2-3		1-3 K 3	4	0	0	0	0	2	6
Richie Sexson, R OBP: 0.314, SLG: 0.504 (1, 3)	0-0 G5-4-3 1-2f			2-2 HR 2B			1-1 HR		2-2 F9 1	4	2	2	3	0	0	2
Jeremy Burnitz, L OBP: 0.350, SLG: 0.504 (1, 9)		1-2 P6 1		3-2 P4 2			2-1 F9 1B G4-3-6 1B		0-0 G3-1 2	4	1	1	0	0	0	0
Raul Casanova, S OBP: 0.314, SLG: 0.474 (1, 2)		1-1 P6 2		0-0 G3 3			2-1 G4-3-6 1B 1-2 1B		0-3 K 3	4	0	1	0	0	1	0
Angel Echevarria, R OBP: 0.294, SLG: 0.394 (1, 7)		1-1 P6 3					1-3 K 1		2-2 F9 1	4	0	0	0	0	1	2
Luis Lopez, S OBP: 0.255, SLG: 0.263 (1, 6)			1-1 G3-1 1				0-2 F8 2		1-0 G4-3-6 2 3	4	0	0	0	0	0	1
Jamey Wright, R Chad Fox, R 47 Mike Buddie, R Ray King, L Mike Coolbaugh, R (1, 1) (6, 1) (7, 1) (7, 1) (7, PH) (8, 5)			2-2 G6-3 2				1-1 1B 1B 1B		2-3 K 1	2	1	1	0	0	0	0

Inning Stats	R: 0	H: 2	E: 0	LOB: 1	K: 0	P: 9	R: 0	H: 0	E: 0	LOB: 0	K: 0	P: 9	R: 0	H: 0	E: 0	LOB: 0	K: 0	P: 12	R: 0	H: 0	E: 0	LOB: 0	K: 0	P: 10	R: 2	H: 2	E: 0	LOB: 0	K: 0	P: 14	R: 1	H: 3	E: 0	LOB: 2	K: 2	P: 17	R: 2	H: 3	E: 0	LOB: 0	K: 0	P: 11	R: 0	H: 0	E: 0	LOB: 1	K: 3	P: 9	R: 0	H: 0	E: 0	LOB: 0	K: 1	P: 7	R: 0	H: 0	E: 0	LOB: 0	K: 1	P: 9	R: 0	H: 0	E: 0	LOB: 0	K: 1	P: 12	1B: 6	SF: 0	2B: 2	SAC: 0	3B: 0	DP: 2	HR: 2	HBP: 0	WP: 0	PA: 36
--------------	------	------	------	--------	------	------	------	------	------	--------	------	------	------	------	------	--------	------	-------	------	------	------	--------	------	-------	------	------	------	--------	------	-------	------	------	------	--------	------	-------	------	------	------	--------	------	-------	------	------	------	--------	------	------	------	------	------	--------	------	------	------	------	------	--------	------	------	------	------	------	--------	------	-------	-------	-------	-------	--------	-------	-------	-------	--------	-------	--------

PITCHER	IP	WLS	BF	H	R	ER	SO	BB	IBB	HBP	BLK	WP	HR	S	P	ERA	WHIP
Kevin Jarvis, R ERA: 5.21 (1, 1)	5.0		24	10	5	5	2	0	0	0	0	0	2	59	88	9.00	2.000
Rodney Myers, R ERA: 5.02 (6, 1)	1.0		2	0	0	0	0	0	0	0	0	0	0	5	8	0.00	0.000
Rudy Seanez, R ERA: 1.93 (7, 1)	1.0		4	0	0	0	3	1	0	0	0	0	0	9	19	0.00	1.000
Chuck McElroy, L ERA: 5.07 (8, 1)	1.0		3	0	0	0	1	0	0	0	0	0	0	7	9	0.00	0.000
Wascar Serrano, R ERA: 5.16 (9, 1)	1.0		3	0	0	0	1	0	0	0	0	0	0	7	12	0.00	0.000

**BOTTOM**

**San Diego Padres @ Milwaukee Brewers**  
Miller Park, Milwaukee, WI

Sun Jul 29 2001, 1:05 PM CDT  
Att: 42,189 - Cloudy - 79 F

AB	35
R	5
H	10
RBI	4
BB	1
SO	7
LOB	12

livebaseballscorecards.com





Batter	1	2	3	4	5	6	7	8	9	AB R H RBI BB SO LOB	TOP	
Eric Young Sr. R (1, 4) OBP: 0.330, SLG: 0.398	2-1 E 1B 1B	0-2 F9			4-0 S BB		2-1 G5-3		1-1 G4-3	4 1 1 0 1 0 2		
Delino DeShields, L (1, 7) OBP: 0.328, SLG: 0.343 Jeff Fassero, L (7, 1) David Weathers, R (7, 1) Miguel Cairo, R (8, PH) OBP: 0.372, SLG: 0.383	0-1 E 1B	2-2 G4-3			1-3 K			2-2 F8	1-0 1B	3 1 1 0 0 1 3 0 0 0 0 0 0 0 0 0 0 0 0 0 0 2 0 1 0 0 0 0		
Sammy Sosa, R (1, 9) OBP: 0.420, SLG: 0.671	0-3 K				1-1 F8			1-2 1B 2B	2-2 G6-3	5 1 1 0 0 1 4		
Fred McGriff, L (1, 3) OBP: 0.392, SLG: 0.537	3-2 E1 G6-4-3 1B 1-H 2-H				1-0 CS 1B			1-1 2B 1B		4 1 3 1 0 0 0		
Ron Coomer, R (1, 5) OBP: 0.321, SLG: 0.409 Kyle Farnsworth, R (8, 1) Todd Van Poppel, R (9, 1) OBP: 0.250, SLG: 0.250	1-2 G6-4-3 1-2f				0-1 F8			0-0 G6-4-3 1-2f	1-1 2B	4 0 1 2 0 0 3 0 0 0 0 0 0 0 0 0 0 0 0 0 0		
Michael Tucker, L (1, 8) OBP: 0.317, SLG: 0.410					2-2 G4-3			1-1 HR		4 2 2 1 0 1 1		
Ricky Gutierrez, R (1, 6) OBP: 0.344, SLG: 0.416					2-2 G5-3			0-0 F8	0-3 K	4 0 1 0 0 1 1		
Joe Girardi, R (1, 2) OBP: 0.275, SLG: 0.308					0-1 G4-3			0-0 F8	1-1 HR	4 1 2 2 0 0 0		
Jon Lieber, L (1, 1) OBP: 0.149, SLG: 0.133 Gary Matthews, S (7, PH) OBP: 0.325, SLG: 0.372					0-0 G4-3			1-3 K	2-1 P4	2 0 0 0 0 0 2 2 0 0 0 0 1 0		
<b>Inning Stats</b>	R: 2 H: 3 E: 2 LOB: 0 K: 1 BB: 0 S: 16 P: 22	R: 1 H: 3 E: 0 LOB: 2 K: 0 BB: 0 S: 14 P: 22	R: 0 H: 1 E: 0 LOB: 0 K: 0 BB: 0 S: 11 P: 15	R: 0 H: 0 E: 0 LOB: 0 K: 0 BB: 0 S: 8 P: 12	R: 0 H: 0 E: 0 LOB: 1 K: 1 BB: 1 S: 9 P: 15	R: 1 H: 1 E: 1 LOB: 0 K: 0 BB: 0 S: 8 P: 11	R: 0 H: 0 E: 0 LOB: 0 K: 1 BB: 0 S: 7 P: 10	R: 2 H: 3 E: 0 LOB: 1 K: 2 BB: 0 S: 18 P: 23	R: 1 H: 2 E: 0 LOB: 1 K: 0 BB: 0 S: 10 P: 17	1B: 9 SF: 0 2B: 2 SAC: 0 3B: 0 DP: 2 HR: 2 HBP: 0	WP: 0 PA: 39 PB: 0 SB: 1 CS: 1	
<b>PITCHER</b>	IP WLS BF H R ER SO BB IBB HBP BLK WP HR S P ERA WHIP											
Brian Lawrence, R (1, 1) ERA: 3.5	6.0 L 25 8 4 2 2 1 0 0 0 0 0 1 66 97 3.00 1.500											
Rodney Myers, R (7, 1) ERA: 5.08	1.1 5 1 1 1 1 0 0 0 0 0 0 0 16 22 6.75 0.750											
Jose Nunez, L (8, 1) ERA: 6.57	0.2 4 2 1 1 2 0 0 0 0 0 0 0 9 11 13.50 3.000											
Wascar Serrano, R (9, 1) ERA: 5.28	1.0 5 2 1 1 0 0 0 0 0 0 0 1 10 17 9.00 2.000											

Chicago Cubs @ San Diego Padres  
Qualcomm Stadium, San Diego, CA  
Tue Jul 31 2001, 10:05 PM EDT  
Att. 25,358 - Sunny - 72 F

livebaseballscorecards.com

AB	38
R	7
H	13
RBI	6
BB	1
SO	5
LOB	16



Batter	1	2	3	4	5	6	7	8	9	AB R H RBI BB SO LOB
Damian Jackson, R OBP: 0.332, SLG: 0.365 (1, 4)	0-2 F7		4-2 1B SF7 BB	0-3 K		1-3 K			3-0 G4-3	4 1 0 0 1 2 2
Mark Kotsay, L OBP: 0.376, SLG: 0.450 (1, 8)	0-2 G5-3		3-1 1B 1B	0-1 F8			4-1 WP BB		2-3 K	4 1 1 0 0 1 1
Ryan Klesko, L OBP: 0.403, SLG: 0.546 (1, 3)	2-2 BB 1B		0-0 SF7		2-2 G4-3 F8 1B		1-1 F7		4-1 BB	3 0 2 1 1 0 1
Phil Nevin, R OBP: 0.405, SLG: 0.622 (1, 5)	4-2 1-2 BB		1-0 1B SF7 1B		2-1 F8		2-2 L4		2-2 F9	4 1 1 0 1 0 3
Mike Darr, L OBP: 0.366, SLG: 0.319 (1, 9)	0-3 K		1-0 1B		1-1 G4-3		4-2 BB			3 0 1 1 1 1 3
Bubba Trammell, R OBP: 0.339, SLG: 0.483 (1, 7)			3-3 K	0-0 SF7		1-0 G1-3		1-0 F7		3 0 0 1 0 1 3
Ben Davis, S OBP: 0.372, SLG: 0.379 (1, 2)			0-0 G4-3	1-0 F9			2-3 K		2-2 G6-3	4 0 0 0 0 1 1
D'Angelo Jimenez, S OBP: 0.307, SLG: 0.330 (1, 6)			4-2 BB		0-1 SH3-4 1B		2-2 G3 2B		0-1 G6-3	3 0 2 0 1 0 0
Brian Lawrence, R OBP: 0.333, SLG: 0.667 (1, 1)			0-1 G5-3		0-0 SH3-4		1-2 G3		0-1 F8	1 0 0 0 0 0 1
Dave Magadan, L OBP: 0.337, SLG: 0.359 (6, PH)										1 0 0 0 0 0 1
Rodney Myers, R (7, 1)										0 0 0 0 0 0 0
Jose Nunez, L (8, 1)										0 0 0 0 0 0 0
Tony Gwynn, L (8, PH)										1 0 0 0 0 0 0
Wascar Serrano, R (9, 1)										0 0 0 0 0 0 0

Inning Stats	R: 0	H: 1	E: 0	K: 1	S: 15	LOB: 2	BB: 1	P: 21	R: 0	H: 0	E: 0	K: 1	S: 12	LOB: 1	BB: 1	P: 19	R: 3	H: 3	E: 0	K: 0	S: 9	LOB: 1	BB: 1	P: 19	R: 0	H: 1	E: 0	K: 0	S: 8	LOB: 1	BB: 0	P: 8	R: 0	H: 1	E: 0	K: 2	S: 14	LOB: 1	BB: 0	P: 20	R: 0	H: 0	E: 0	K: 0	S: 10	LOB: 2	BB: 2	P: 22	R: 0	H: 0	E: 0	K: 0	S: 8	LOB: 0	BB: 0	P: 10	R: 0	H: 0	E: 0	K: 1	S: 9	LOB: 1	BB: 1	P: 20	1B: 6	SF: 2	3B: 0	DP: 0	HR: 0	HBP: 0	WP: 1	PA: 40
--------------	------	------	------	------	-------	--------	-------	-------	------	------	------	------	-------	--------	-------	-------	------	------	------	------	------	--------	-------	-------	------	------	------	------	------	--------	-------	------	------	------	------	------	-------	--------	-------	-------	------	------	------	------	-------	--------	-------	-------	------	------	------	------	------	--------	-------	-------	------	------	------	------	------	--------	-------	-------	-------	-------	-------	-------	-------	--------	-------	--------

PITCHER	IP	WLS	BF	H	R	ER	SO	BB	IBB	HBP	BLK	WP	HR	S	P	ERA	WHIP
Jon Lieber, R (1, 1) ERA: 3.46	6.0	W	28	7	3	3	5	3	0	0	0	0	0	66	101	4.50	1.667
Jeff Fassero, L (7, 1) ERA: 2.34	0.2	H	4	0	0	0	0	2	0	0	0	1	0	9	20	0.00	3.000
David Weathers, R (7, 1) ERA: 2.02	0.1	H	1	0	0	0	0	0	0	0	0	0	0	1	2	0.00	0.000
Kyle Farnsworth, R (8, 1) ERA: 2.94	1.0	H	3	0	0	0	0	0	0	0	0	0	0	8	10	0.00	0.000
Todd Van Poppel, R (9, 1) ERA: 2.98	1.0		4	0	0	0	1	1	0	0	0	0	0	9	20	0.00	1.000

BOTTOM

Chicago Cubs @ San Diego Padres  
Qualcomm Stadium, San Diego, CA

Tue Jul 31 2001, 10:05 PM EDT  
Att. 25,358 - Sunny - 72 F

livebaseballscorecards.com

AB	31
R	3
H	7
RBI	3
BB	6
SO	6
LOB	16





Chicago Cubs @ San Diego Padres  
Qualcomm Stadium, San Diego, CA

Wed Aug 01 2001, 10:05 PM EDT  
Att. 24,115 - Sunny - 70 F

livebaseballscorecards.com



WP: 0 PA: 38  
PB: 0  
SB: 0  
CS: 0

AB 36  
R 3  
H 9  
RBI 3  
BB 1  
SO 7  
LOB 11

AB R H RBI BB SO LOB

5 0 2 0 0 0 0

5 0 0 0 0 0 4

3 0 1 0 1 1 0

4 0 0 0 0 3 3

3 1 1 1 0 1 0

1 0 0 0 0 0 2

4 1 1 0 0 0 0

4 1 2 2 0 0 0

4 0 1 0 0 1 1

2 0 1 0 0 0 1

0 0 0 0 0 0 0

0 0 0 0 0 0 0

1 0 0 0 0 1 0

1B: 6 SF: 0  
2B: 1 SAC: 1  
3B: 0 DP: 0  
HR: 2 HBP: 0

Batter	1	2	3	4	5	6	7	8	9		
Eric Young Sr. R (1, 4) OBP: 0.331, SLG: 0.398	0-1 F7	0-0 1B		0-0 1B			2-1 L9		0-1 G6-3		
Michael Tucker L (1, 8) OBP: 0.311, SLG: 0.402 (6, 7)	2-2 F9	1-2 G3-1		2-2 P4			0-1 E3 F7		3-2 G4-3		
Sammy Sosa R (1, 9) OBP: 0.421, SLG: 0.668	3-1 1B		0-0 G6-3		1-3 K		4-1 BB				
Fred McGriff L (1, 3) OBP: 0.388, SLG: 0.531	2-3 K		2-3 K		3-3 K		1-2 F7				
Matt Stairs L (1, 7) OBP: 0.371, SLG: 0.453 Gary Matthews S (6, 8) OBP: 0.324, SLG: 0.371		1-3 K	0-0 HR		2-2 G4-3		1-2 P6				
Ron Coomer R (1, 5) OBP: 0.320, SLG: 0.410		0-0 HR 2B	1-0 G6-3			0-0 G5-3		2-1 F8			
Todd Hundley S (1, 2) OBP: 0.261, SLG: 0.315		1-0 HR		1-2 1B SH1-4 1B		0-1 F9		0-0 G3-1			
Ricky Gutierrez R (1, 6) OBP: 0.343, SLG: 0.414		1-3 K		0-1 F8		1-2 1B		1-2 L9			
Kevin Tapani R (1, 1) OBP: 0.265, SLG: 0.242 Felix Heredia L (7, 1) David Weathers R (7, 1) Delino DeShields L (9, PH) OBP: 0.327, SLG: 0.341		0-0 1B 1B		1-0 SH1-4		1-0 F9			1-3 K		
Inning Stats	R: 0 H: 1 E: 0 LOB: 1 K: 1 BB: 0 S: 10 P: 17	R: 2 H: 4 E: 0 LOB: 2 K: 2 BB: 0 S: 13 P: 17	R: 1 H: 1 E: 0 LOB: 0 K: 1 BB: 0 S: 6 P: 9	R: 0 H: 2 E: 0 LOB: 2 K: 0 BB: 0 S: 11 P: 15	R: 0 H: 0 E: 0 LOB: 0 K: 2 BB: 0 S: 9 P: 15	R: 0 H: 1 E: 0 LOB: 1 K: 0 BB: 0 S: 7 P: 9	R: 0 H: 0 E: 1 LOB: 2 K: 0 BB: 1 S: 11 P: 19	R: 0 H: 0 E: 0 LOB: 0 K: 0 BB: 0 S: 6 P: 9	R: 0 H: 0 E: 0 LOB: 0 K: 1 BB: 0 S: 9 P: 13	1B: 6 SF: 0 2B: 1 SAC: 1 3B: 0 DP: 0 HR: 2 HBP: 0	
PITCHER	IP WLS BF H R ER SO BB IBB HBP BLK WP HR S P ERA WHIP										
Bobby Jones, R (1, 1) ERA: 4.29	7.0 W 32 9 3 3 6 1 0 0 0 0 2 67 101 3.86 1.429										
Rudy Seanez, R (8, 1) ERA: 1.8	1.0 H 3 0 0 0 0 0 0 0 0 0 0 6 9 0.00 0.000										
Trevor Hoffman, R (9, 1) ERA: 3.55	1.0 S 3 0 0 0 0 1 0 0 0 0 0 9 13 0.00 0.000										

Batter	1	2	3	4	5	6	7	8	9
Rickey Henderson, R OBP: 0.353, SLG: 0.323 Rudy Seanez, R (8, 1) Trevor Hoffman, R (9, 1)	1-0 G6-3		2-3 K		2-2 G6-3		1-1 E4 G1-6-3		
Mark Kotsay, L OBP: 0.377, SLG: 0.453 (1, 8)	0-0 S 1B		2-2 1B 2B		0-0 G5-3		1-1 G1-6-3 1-2f		
Ryan Klesko, L OBP: 0.402, SLG: 0.543 (1, 3)	2-3 K		1-0 1B 2-H 1B		1-2 F8		1-0 F7		
Phil Nevin, R OBP: 0.408, SLG: 0.621 (1, 5)	4-1 1-2 BB		0-0 1-3 1B		2-2 L5		4-2 BB		
Mike Darr, L OBP: 0.361, SLG: 0.314 (1, 9)	2-1 F7		2-1 P5		2-2 G4-3		1-3 K		
Ben Davis, S OBP: 0.370, SLG: 0.377 (1, 2)		0-0 F7		1-3 K		1-2 E 2B 1B	3-1 F7		
Alex Arias, R OBP: 0.317, SLG: 0.343 Damian Jackson, R OBP: 0.332, SLG: 0.365 (8, 4)		3-2 G4-3		1-0 G4-6-3 1B		2-1 L5			
D'Angelo Jimenez, S OBP: 0.299, SLG: 0.320 (1, 6)		0-1 F8		3-2 G4-6-3 1-2f		3-1 E3 2B E			
Bobby Jones, R OBP: 0.143, SLG: 0.171 Tony Gwynn, L OBP: 0.417, SLG: 0.507 Emil Brown, R OBP: 0.284, SLG: 0.299 (7, PH) (7, PR) (8, 7)			1-3 K		1-2 G1-3		1-2 E 2B		

Inning Stats	R: 0 E: 0 K: 1 S: 9	H: 1 LOB: 2 BB: 1 P: 18	R: 0 E: 0 K: 0 S: 6	H: 0 LOB: 0 BB: 0 P: 9	R: 1 E: 0 K: 2 S: 15	H: 3 LOB: 2 BB: 0 P: 23	R: 0 E: 0 K: 1 S: 7	H: 1 LOB: 0 BB: 0 P: 12	R: 0 E: 0 K: 0 S: 7	H: 0 LOB: 0 BB: 0 P: 10	R: 0 E: 0 K: 0 S: 10	H: 0 LOB: 0 BB: 0 P: 15	R: 3 E: 2 K: 0 S: 14	H: 2 LOB: 1 BB: 0 P: 23	R: 0 E: 0 K: 1 S: 8	H: 0 LOB: 1 BB: 1 P: 17
1B: 5 2B: 2 3B: 0 HR: 0	SF: 0 SAC: 0 DP: 2 HBP: 0	WP: 0 PB: 0 SB: 1 CS: 0	PA: 33													

PITCHER	IP	WLS	BF	H	R	ER	SO	BB	IBB	HBP	BLK	WP	HR	S	P	ERA	WHIP
Kevin Tapani, R ERA: 4.0 (1, 1)	6.1		26	6	3	1	4	1	0	0	0	0	0	61	100	1.42	1.105
Felix Heredia, L ERA: 4.5 (7, 1)	0.0	L	1	1	0	0	0	0	0	0	0	0	0	3	4	∞	∞
David Weathers, R ERA: 1.96 (7, 1)	1.2	B	6	0	1	0	1	1	0	0	0	0	0	12	23	0.00	0.600


**BOTTOM**

**Chicago Cubs @ San Diego Padres**  
Qualcomm Stadium, San Diego, CA

Wed Aug 01 2001, 10:05 PM EDT  
Att: 24,115 - Sunny - 70 F

livebaseballscorecards.com

AB	31
R	4
H	7
RBI	2
BB	2
SO	5
LOB	12





Batter	1	2	3	4	5	6	7	8	9	AB R H RBI BB SO LOB	TOP																
Eric Young Sr. R (1, 4) OBP: 0.328, SLG: 0.394	1-1 G3		1-1 G5-3		1-2 G4-3			0-1 F9		4 0 0 0 0 0 0																	
Delino DeShields, L (1, 7) Gary Matthews, S (8, 8) OBP: 0.329, SLG: 0.341 OBP: 0.324, SLG: 0.371	1-0 G4-3		2-1 FC5-6 S 1B			4-2 HR BB		2-2 L8		3 1 1 0 1 0 0 0 0 0 0 0 0 0																	
Sammy Sosa, R (1, 9) OBP: 0.417, SLG: 0.661	2-2 F9		3-3 K 1-2			1-1 F9		0-0 E5 1B		4 1 0 0 0 1 2																	
Fred McGriff, L (1, 3) OBP: 0.392, SLG: 0.541		4-2 SH1-4 1B BB	0-2 FC5-6 2-3			2-2 1-H HR		0-1 2-H 1B		3 1 2 3 1 0 1																	
Michael Tucker, L (1, 8) OBP: 0.314, SLG: 0.404		1-1 SH1-4 1-2 1B		0-0 CS 1B		3-1 G3-1		0-3 K		4 0 2 0 0 1 1																	
Ricky Gutierrez, R (1, 6) OBP: 0.340, SLG: 0.411		0-0 SH1-4 1-2 2-3		3-1 F8 1-2		2-2 G1-3		0-0 G4-3		3 0 0 0 0 0 1																	
Ron Coomer, R (1, 5) OBP: 0.319, SLG: 0.406		4-0 IBB		2-2 G5-3			1-3 K		1-2 F8	3 0 0 0 1 1 0																	
Robert Machado, R (1, 2) OBP: 0.295, SLG: 0.411	1-0 F9				1-2 G6-3		1-1 G5-3		4-2 BB	3 0 0 0 0 0 3 0 0 0 0 1 0 0 0 0 0 0 0 0 0																	
Matt Stairs, L (9, PH) OBP: 0.373, SLG: 0.453																											
Miguel Cairo, R (9, PR) OBP: 0.372, SLG: 0.383																											
Jason Bere, R (1, 1) OBP: 0.238, SLG: 0.286	0-3 K				2-2 G6-3		2-1 G6-3		2-3 K	3 0 0 0 0 1 3 0 0 0 0 0 0 0 0 0 0 0 0 0 0 1 0 0 0 0 1 1																	
Jeff Fassero, L (8, 1)																											
Kyle Farnsworth, R (8, 1)																											
Todd Hundley, S (9, PH) OBP: 0.260, SLG: 0.313																											
<b>Inning Stats</b>	R: 0 E: 0 K: 0 S: 6	H: 0 LOB: 0 BB: 0 P: 10	R: 0 E: 0 K: 1 S: 9	H: 1 LOB: 3 BB: 2 P: 19	R: 0 E: 0 K: 1 S: 11	H: 1 LOB: 1 BB: 0 P: 17	R: 0 E: 0 K: 0 S: 6	H: 1 LOB: 0 BB: 0 P: 11	R: 0 E: 0 K: 0 S: 9	H: 0 LOB: 0 BB: 0 P: 13	R: 2 E: 0 K: 0 S: 12	H: 1 LOB: 0 BB: 1 P: 24	R: 0 E: 0 K: 1 S: 7	H: 0 LOB: 0 BB: 0 P: 11	R: 1 E: 1 K: 1 S: 12	H: 1 LOB: 1 BB: 0 P: 14	R: 0 E: 0 K: 1 S: 9	H: 0 LOB: 1 BB: 1 P: 16	1B: 4 2B: 0 3B: 0 HR: 1	SF: 0 SAC: 1 DP: 0 HBP: 0	WP: 0 PB: 0 SB: 1 CS: 1	PA: 36					
<b>PITCHER</b>	IP WLS BF H R ER SO BB IBB HBP BLK WP HR S P ERA WHIP																										
Junior Herndon, R (1, 1) ERA: 2.35	7.2		30	4	3	2	3	2	1	0	0	0	1	67	114	2.35	0.783										
Chuck McElroy, L (8, 1) ERA: 5.04	0.1	W	2	1	0	0	1	0	0	0	0	0	0	5	5	0.00	3.000										
Trevor Hoffman, R (9, 1) ERA: 3.46	1.0	S	4	0	0	0	1	1	0	0	0	0	0	9	16	0.00	1.000										

Chicago Cubs @ San Diego Padres  
Qualcomm Stadium, San Diego, CA

Thu Aug 02 2001, 5:05 PM EDT  
Att. 25,043 - Sunny - 75 F

livebaseballscorecards.com

AB	31
R	3
H	5
RBI	3
BB	4
SO	5
LOB	12



Batter	1	2	3	4	5	6	7	8	9
Rickey Henderson, R (1, 7) OBP: 0.348, SLG: 0.318 Emil Brown, R (9, 7) OBP: 0.284, SLG: 0.299	1-3 K		1-0 G5-3			2-1 L4		2-3 K	
Mark Kotsay, L (1, 8) OBP: 0.379, SLG: 0.452	1-1 1B			0-3 K2-3		2-3 K		4-1 HR BB	
Ryan Klesko, L (1, 3) OBP: 0.403, SLG: 0.549	2-3 K			4-0 CS BB		1-0 G4-3		1-2 HR	
Phil Nevin, R (1, 5) OBP: 0.407, SLG: 0.616	1-3 K			4-1 FC5-4 BB			1-3 K	0-3 K	
Bubba Trammell, R (1, 9) OBP: 0.338, SLG: 0.480 Trevor Hoffman, R (9, 1)		1-1 G6-3		0-0 FC5-4			0-0 1B	1-1 G4-3	
Wiki Gonzalez, R (1, 2) OBP: 0.349, SLG: 0.500		2-3 K			0-0 F8		1-2 P4		
Damian Jackson, R (1, 4) OBP: 0.329, SLG: 0.361		1-3 K			2-3 K		1-3 K		
D'Angelo Jimenez, S (1, 6) OBP: 0.308, SLG: 0.330			3-1 F7		0-0 1B			0-1 BB 1B HR 1B	
Junior Hemdon, R (1, 1) Chuck McElroy, L (8, 1) Alex Arias, R (8, PH) Mike Darr, L (9, 9) OBP: 0.361, SLG: 0.314			3-3 K		2-3 K			1-1 BB HR 1B	


Inning Stats	R: 0 E: 0 K: 3 S: 16	H: 1 LOB: 1 BB: 0 P: 20	R: 0 E: 0 K: 2 S: 10	H: 0 LOB: 0 BB: 0 P: 14	R: 0 E: 0 K: 1 S: 8	H: 0 LOB: 0 BB: 0 P: 15	R: 0 E: 0 K: 1 S: 5	H: 0 LOB: 1 BB: 2 P: 13	R: 0 E: 0 K: 2 S: 8	H: 1 LOB: 1 BB: 0 P: 12	R: 0 E: 0 K: 1 S: 7	H: 0 LOB: 0 BB: 0 P: 12	R: 0 E: 0 K: 2 S: 13	H: 1 LOB: 1 BB: 0 P: 16	R: 4 E: 0 K: 2 S: 17	H: 3 LOB: 0 BB: 1 P: 26
--------------	-------------------------------	----------------------------------	-------------------------------	----------------------------------	------------------------------	----------------------------------	------------------------------	----------------------------------	------------------------------	----------------------------------	------------------------------	----------------------------------	-------------------------------	----------------------------------	-------------------------------	----------------------------------

PITCHER	IP	WLS	BF	H	R	ER	SO	BB	IBB	HBP	BLK	WP	HR	S	P	ERA	WHIP
Jason Bere, R (1, 1) ERA: 3.82	7.0		25	3	0	0	12	2	0	0	0	0	0	67	102	0.00	0.714
Jeff Fassero, L (8, 1) ERA: 3.04	0.1	L	5	3	4	4	1	1	0	0	0	0	1	11	19	108.00	12.000
Kyle Farnsworth, R (8, 1) ERA: 2.91	0.2		2	0	0	0	1	0	0	0	0	0	0	6	7	0.00	0.000

**BOTTOM**

AB	R	H	RBI	BB	SO	LOB
4	0	0	0	0	2	2
0	0	0	0	0	0	0
3	1	1	0	1	2	0
3	1	1	4	1	1	1
3	0	0	0	1	3	1
4	0	1	0	0	0	1
0	0	0	0	0	0	0
3	0	0	0	0	1	1
3	0	0	0	0	3	1
3	1	2	0	0	0	0
2	0	0	0	0	2	1
0	0	0	0	0	0	0
1	1	1	0	0	0	0
0	0	0	0	0	0	0

**AB 29**  
**R 4**  
**H 6**  
**RBI 4**  
**BB 3**  
**SO 14**  
**LOB 8**



WP	PA	ERA	WHIP
0	32		
0			
0			
0			
1			

**Chicago Cubs @ San Diego Padres**  
Qualcomm Stadium, San Diego, CA  
Thu Aug 02 2001, 5:05 PM EDT  
Att: 25,043 - Sunny - 75 F

livebaseballscorecards.com



Batter	1	2	3	4	5	6	7	8	9	AB R H RBI BB SO LOB	TOP		
Todd Walker, L (1, 4) OBP: 0.355, SLG: 0.488	1-2 F7	3-3 K			1-2 BB 1B	4-1 BB		0-0 G1-3		4 1 1 0 1 1 2			
Adam Dunn, L (1, 9) OBP: 0.349, SLG: 0.370	1-2 L6		0-2 G6-3		1-3 K	2-3 K		1-1 P4		5 0 0 0 0 2 3			
Ken Griffey Jr., L (1, 8) OBP: 0.372, SLG: 0.536	1-1 1B		2-3 K		4-0 1B 1-2 BB	1-3 K			0-0 HR	4 1 2 1 1 2 1			
Sean Casey, L (1, 3) OBP: 0.383, SLG: 0.492	0-1 P3		1-3 K		0-0 1B		2-2 G4-3 E WP 1B		1-0 G4-3	5 1 2 2 0 1 1			
Aaron Boone, R (1, 5) OBP: 0.368, SLG: 0.522		1-0 E 1B 2B		1-3 K	0-0 P4		3-2 E3 WP G4-3 WP		3-3 K	5 2 1 0 0 2 3			
Dmitri Young, S (1, 7) OBP: 0.355, SLG: 0.491		0-1 E4 1B		1-1 F8		0-0 HR	0-1 G4-3		1-3 K	5 1 1 1 0 1 3			
Jason LaRue, R (1, 2) OBP: 0.313, SLG: 0.440		0-0		2-1 P7		1-0 HR	2-3 K			4 1 2 2 0 1 1			
Scott Sullivan, R (7, 1) Oswaldo Fernandez, R (8, 1) OBP: 0.100, SLG: 0.053		1-2 1B				2-3 HR	2-3 K			0 0 0 0 0 0 0			
Pokey Reese, R (1, 6) OBP: 0.290, SLG: 0.343		2-3 K			0-0 G5-3	2-2 HR	2-3 K			4 1 1 1 0 2 2			
Jim Brower, R (1, 1) OBP: 0.333, SLG: 0.375		2-3 K			1-0 1B	0-0 F8		2-3 K2-3		2 1 1 0 0 1 2			
Wilton Guerrero, S (6, PH) OBP: 0.316, SLG: 0.316										1 0 0 0 0 0 0			
Chris Naching, R (6, 1)										0 0 0 0 0 0 0			
Hector Mercado, L (7, 1)										0 0 0 0 0 0 0			
Kelly Stinnett, R (7, 2) OBP: 0.329, SLG: 0.439										1 0 0 0 0 1 0			
<b>Inning Stats</b>	R: 0 H: 1 E: 0 LOB: 1 K: 0 BB: 0 S: 15 P: 18	R: 1 H: 2 E: 1 LOB: 2 K: 3 BB: 0 S: 15 P: 23	R: 0 H: 0 E: 0 LOB: 0 K: 2 BB: 0 S: 10 P: 13	R: 0 H: 0 E: 0 LOB: 0 K: 1 BB: 0 S: 7 P: 11	R: 2 H: 3 E: 0 LOB: 2 K: 1 BB: 1 S: 10 P: 17	R: 3 H: 3 E: 0 LOB: 1 K: 2 BB: 1 S: 13 P: 23	R: 2 H: 1 E: 1 LOB: 0 K: 2 BB: 0 S: 15 P: 24	R: 0 H: 0 E: 0 LOB: 0 K: 1 BB: 0 S: 6 P: 9	R: 1 H: 1 E: 0 LOB: 0 K: 2 BB: 0 S: 9 P: 14	1B: 6 SF: 0 2B: 1 SAC: 0 3B: 0 DP: 0 HR: 4 HBP: 0	WP: 2 PA: 42 PB: 0 SB: 0 CS: 0		
<b>PITCHER</b>	IP WLS BF H R ER SO BB IBB HBP BLK WP HR S P ERA WHIP											<b>PITCHER</b>	IP WLS BF H R ER SO BB IBB HBP BLK WP HR S P ERA WHIP
Kevin Jarvis, R (1, 1) ERA: 5.4	5.1 L 28 9 6 6 7 2 0 0 0 0 0 3 64 96 10.12 2.062												
Wascar Serrano, R (6, 1) ERA: 5.29	1.2 7 1 2 1 4 0 0 0 0 2 0 21 33 5.40 0.600												
Chuck McElroy, L (8, 1) ERA: 5.02	2.0 7 1 1 1 3 0 0 0 0 0 1 15 23 4.50 0.500												

Cincinnati Reds @ San Diego Padres  
Qualcomm Stadium, San Diego, CA  
Fri Aug 03 2001, 10:05 PM EDT  
Att. 27,769 - Sunny - 72 F

livebaseballscorecards.com

AB	40
R	9
H	11
RBI	7
BB	2
SO	14
LOB	18



Batter	1	2	3	4	5	6	7	8	9	AB	R	H	RBI	BB	SO	LOB
<b>Damian Jackson, R</b> (1, 4) OBP: 0.330, SLG: 0.359	3-3 K		1 SAFE 2-2 BB 1-3 1B		4-2 BB BB	3-2 P6 2-3		2-3 K		4	0	1	0	1	2	1
<b>Mark Kotsay, L</b> (1, 8) OBP: 0.379, SLG: 0.448	1-0 P3		1-3 K		4-0 BB 1-2 BB		4-2 BB BB		3-2 G6-3	3	0	0	0	2	1	2
<b>Ryan Klesko, L</b> (1, 3) OBP: 0.405, SLG: 0.546	3-3 K		4-0 BB 1-2 BB		4-1 BB 1-2 2-3 BB		4-2 BB 1-2 BB		0-0 F7	2	0	0	0	3	1	0
<b>Phil Nevin, R</b> (1, 5) OBP: 0.404, SLG: 0.610		2-0 FC3-6 1B	0-0 F9		1-3 K		1-2 P6		1-0 L7	5	0	1	0	0	1	8
<b>Ray Lankford, L</b> (1, 7) OBP: 0.345, SLG: 0.506		2-1 FC3-6 1-2f		0-0 HR	1-3 K		4-2 1-2 2-3 BB			3	1	1	1	0	1	4
<b>Wascar Serrano, R</b> (6, 1) OBP: 0.111, SLG: 0.111										0	0	0	0	0	0	0
<b>Wiki Gonzalez, R</b> (7, PH) OBP: 0.355, SLG: 0.500										0	0	0	0	1	0	0
<b>Chuck McElroy, L</b> (8, 1)										0	0	0	0	0	0	0
<b>Bubba Trammell, R</b> (1, 9) OBP: 0.340, SLG: 0.482		4-2 SAFE G4-6-3 1-2 BB		3-3 K		2-1 1B E 2B		0-0 P4		3	1	1	0	1	1	3
<b>Ben Davis, S</b> (1, 2) OBP: 0.369, SLG: 0.376		0-0 G4-6-3 1-2f		1-0 G1-6-3		3-2 E 2-3 1B		1-0 G3		4	0	1	0	0	0	5
<b>D'Angelo Jimenez, S</b> (1, 6) OBP: 0.306, SLG: 0.327			1-2 1B 1B		1-1 G4-3		2-1 FC4-5 1-3 3-H		0-1 G3-1	4	0	1	0	0	0	1
<b>Kevin Jarvis, L</b> (1, 1) OBP: 0.300, SLG: 0.372			1-3 K		2-2 G6-3		1-3 K		3-2 G5-3	2	0	0	0	0	1	1
<b>Rickey Henderson, R</b> (6, 7) OBP: 0.346, SLG: 0.316										2	0	0	0	0	1	1

Inning Stats	R: 0	H: 0	E: 0	K: 2	S: 8	LOB: 0	BB: 0	P: 15	R: 0	H: 1	E: 0	K: 0	S: 6	LOB: 1	BB: 1	P: 14	R: 0	H: 2	E: 0	K: 2	S: 15	LOB: 3	BB: 1	P: 24	R: 1	H: 1	E: 0	K: 1	S: 7	LOB: 0	BB: 0	P: 12	R: 0	H: 0	E: 0	K: 2	S: 16	LOB: 3	BB: 3	P: 32	R: 1	H: 2	E: 1	K: 1	S: 14	LOB: 1	BB: 0	P: 25	R: 0	H: 0	E: 0	K: 0	S: 16	LOB: 3	BB: 3	P: 30	R: 0	H: 0	E: 0	K: 1	S: 8	LOB: 0	BB: 0	P: 13	R: 0	H: 0	E: 0	K: 0	S: 9	LOB: 0	BB: 0	P: 13	1B: 4	SF: 0	2B: 1	SAC: 0	3B: 0	DP: 1	HR: 1	HBP: 0	WP: 0	PA: 40
--------------	------	------	------	------	------	--------	-------	-------	------	------	------	------	------	--------	-------	-------	------	------	------	------	-------	--------	-------	-------	------	------	------	------	------	--------	-------	-------	------	------	------	------	-------	--------	-------	-------	------	------	------	------	-------	--------	-------	-------	------	------	------	------	-------	--------	-------	-------	------	------	------	------	------	--------	-------	-------	------	------	------	------	------	--------	-------	-------	-------	-------	-------	--------	-------	-------	-------	--------	-------	--------

PITCHER	IP	WLS	BF	H	R	ER	SO	BB	IBB	HBP	BLK	WP	HR	S	P	ERA	WHIP
<b>Jim Brower, R</b> (1, 1) ERA: 3.71	5.0	W	23	4	1	1	7	5	0	0	0	0	0	52	97	1.80	1.800
<b>Chris Nichting, R</b> (6, 1) ERA: 3.77	1.0		5	2	1	0	1	0	0	0	0	0	0	14	25	0.00	2.000
<b>Hector Mercado, L</b> (7, 1) ERA: 3.38	0.1		4	0	0	0	0	3	0	0	0	0	0	14	27	0.00	9.000
<b>Scott Sullivan, R</b> (7, 1) ERA: 3.1	0.2		2	0	0	0	0	0	0	0	0	0	0	2	3	0.00	0.000
<b>Oswaldo Fernandez, R</b> (8, 1) ERA: 6.55	2.0		6	0	0	0	1	0	0	0	0	0	0	17	26	0.00	0.000

**BOTTOM**

**Cincinnati Reds @ San Diego Padres**  
Qualcomm Stadium, San Diego, CA

Fri Aug 03 2001, 10:05 PM EDT  
Att: 27,769 - Sunny - 72 F

<b>AB</b>	<b>32</b>
<b>R</b>	<b>2</b>
<b>H</b>	<b>6</b>
<b>RBI</b>	<b>1</b>
<b>BB</b>	<b>8</b>
<b>SO</b>	<b>9</b>
<b>LOB</b>	<b>26</b>





Batter	1	2	3	4	5	6	7	8	9	AB R H RBI BB SO LOB	TOP											
Todd Walker, L (1, 4) OBP: 0.352, SLG: 0.483	0-1 G6-3		1-1 F8			2-2 G4-3		2-3 K		4 0 0 0 0 1 1												
Adam Dunn, L (1, 9) OBP: 0.328, SLG: 0.345	1-1 G5-3		3-2 G4-3			2-3 K		0-0 G3-1		4 0 0 0 0 1 0												
Ken Griffey Jr., L (1, 8) OBP: 0.370, SLG: 0.529	1-2 F8			3-1 FC5-4 1B		1-2 G4-3		0-1 E4		4 0 1 0 0 0 0												
Sean Casey, L (1, 3) OBP: 0.384, SLG: 0.495		1-1 G4-3		2-0 FC5-4 1B		2-0 F9		3-1 G5-4-3		4 0 2 0 0 0 1												
Aaron Boone, R (1, 5) OBP: 0.365, SLG: 0.517		2-0 G4-3		1-0 FC5-4		0-1 G6-3				3 0 0 0 0 0 3												
Dmitri Young, S (1, 7) OBP: 0.352, SLG: 0.487		1-0 FC3-2		3-1 G4-6-3		1-3 K				3 0 0 0 0 1 3												
Jason LaRue, R (1, 2) OBP: 0.313, SLG: 0.437		2-0 HBP		0-0 F9				1-0 G2-3		2 0 0 0 0 0 0												
Pokey Reese, R (1, 6) OBP: 0.290, SLG: 0.342		1-1 F9		1-3 K				0-0 G5-3		3 0 1 0 0 1 2												
Chris Reitsma, R (1, 1) OBP: 0.176, SLG: 0.097			2-3 K		2-3 K			0-1 G5-3		2 0 0 0 0 2 0												
Ruben Rivera, R (8, PH) OBP: 0.313, SLG: 0.417										1 0 0 0 0 0 1												
Scott Sullivan, R (8, 1)										0 0 0 0 0 0 0												
<b>Inning Stats</b>	R: 0 E: 0 K: 0 S: 7	H: 0 LOB: 0 BB: 0 P: 9	R: 0 E: 0 K: 0 S: 6	H: 1 LOB: 2 BB: 0 P: 13	R: 0 E: 0 K: 1 S: 8	H: 0 LOB: 0 BB: 0 P: 14	R: 0 E: 0 K: 0 S: 6	H: 2 LOB: 1 BB: 0 P: 15	R: 0 E: 0 K: 2 S: 7	H: 0 LOB: 0 BB: 0 P: 10	R: 0 E: 0 K: 1 S: 9	H: 0 LOB: 0 BB: 0 P: 14	R: 0 E: 0 K: 1 S: 7	H: 0 LOB: 0 BB: 0 P: 10	R: 0 E: 0 K: 1 S: 7	H: 1 LOB: 1 BB: 0 P: 10	R: 0 E: 1 K: 0 S: 5	H: 0 LOB: 0 BB: 0 P: 8	1B: 3 2B: 1 3B: 0 HR: 0	SF: 0 SAC: 0 DP: 2 HBP: 1	WP: 0 PB: 0 SB: 0 CS: 0	PA: 31
<b>PITCHER</b>	IP WLS BF H R ER SO BB IBB HBP BLK WP HR S P ERA WHIP																					
Brian Tollberg, R (1, 1) ERA: 3.54	8.0 W 28 4 0 0 6 0 0 1 0 0 0 0 57 95 0.00 0.500																					
Trevor Hoffman, R (9, 1) ERA: 3.38	1.0 S 3 0 0 0 0 0 0 0 0 0 0 0 5 8 0.00 0.000																					

Cincinnati Reds @ San Diego Padres  
Qualcomm Stadium, San Diego, CA  
Sat Aug 04 2001, 10:05 PM EDT  
Att. 52,520 - Sunny - 73 F

livebaseballscorecards.com

AB	30
R	0
H	4
RBI	0
BB	0
SO	6
LOB	11







Batter	1	2	3	4	5	6	7	8	9	AB	R	H	RBI	BB	SO	LOB	TOP					
Todd Walker, L (1, 4) OBP: 0.350, SLG: 0.479	2-3 K		2-0 L8		2-2 P6		2-3 K	0-2 G6-4-3 1B		5	0	1	1	0	2	1						
Adam Dunn, L (1, 9) OBP: 0.361, SLG: 0.443	1-2 HR			3-1 FC3 3B	4-2 BB		4-2 2B WP BB	2-1 G6-4-3 1-2f		3	3	2	1	2	0	2						
Ken Griffey Jr., L (1, 8) OBP: 0.366, SLG: 0.526	0-0 F7			1-0 FC3 BB 1B	1-3 K		1-0 WP 1B 2B		2-3 K	5	2	1	2	0	2	1						
Sean Casey, L (1, 3) OBP: 0.386, SLG: 0.495	2-3 K			4-1 1B BB FC6-4 BB	0-1 G4-3		1-2 PB 1B		1-2 WP 1B	4	1	2	1	1	1	1						
Aaron Boone, R (1, 5) OBP: 0.363, SLG: 0.510		2-2 G5-3		4-1 FC6-4 1B BB		2-3 K	0-1 G4-3		1-3 K	4	1	0	0	1	2	2						
Dmitri Young, S (1, 7) OBP: 0.355, SLG: 0.485		1-2 G4-3		1-1 FC6-4 1B		2-3 K		1-0 E SF7 HBP	4-0 IBB	3	1	1	1	1	1	0						
Kelly Stinnett, R (1, 2) OBP: 0.320, SLG: 0.425		1-2 G3		0-1 FC6-4 1B CS		2-3 K		2-1 E6 BB 1B	0-0 F7	5	1	0	1	0	1	5						
Pokey Reese, R (1, 6) OBP: 0.293, SLG: 0.342			1-3 K	1-0 CS 1B		1-2 G3-1		4-2 1B BB		3	0	1	1	1	1	0						
Jose Acevedo, R (1, 1) OBP: 0.118, SLG: 0.118			1-3 K	1-3 K		4-0 BB 2B BB		0-0 SF7		2	0	0	0	0	2	2						
Hector Mercado, L (4, 1)										0	0	0	0	0	0	0						
Chris Nichting, R (6, 1)										0	0	0	0	0	0	0						
Wilton Guerrero, S (7, PH)										0	1	0	0	1	0	0						
Oswaldo Fernandez, R (7, 1)										0	0	0	0	0	0	0						
D.T. Crothers, L (8, PH)										0	0	0	1	0	0	0						
Danny Graves, R (8, 1)										0	0	0	0	0	0	0						
Danny Graves, R (8, 1)										0	0	0	0	0	0	0						
<b>Inning Stats</b>	R: 1 E: 0 K: 2 S: 11	H: 1 LOB: 0 BB: 0 P: 16	R: 0 E: 0 K: 0 S: 9	H: 0 LOB: 0 BB: 0 P: 13	R: 0 E: 0 K: 2 S: 7	H: 0 LOB: 0 BB: 0 P: 11	R: 4 E: 1 K: 1 S: 13	H: 3 LOB: 1 BB: 2 P: 28	R: 0 E: 0 K: 1 S: 11	H: 0 LOB: 1 BB: 1 P: 18	R: 0 E: 0 K: 3 S: 9	H: 0 LOB: 0 BB: 0 P: 15	R: 3 E: 0 K: 1 S: 17	H: 2 LOB: 1 BB: 2 P: 30	R: 2 E: 1 K: 0 S: 14	H: 1 LOB: 1 BB: 1 P: 23	R: 0 E: 0 K: 2 S: 11	H: 1 LOB: 2 BB: 1 P: 19	1B: 5 2B: 1 3B: 1 HR: 1	SF: 1 SAC: 0 DP: 1 HBP: 1	WP: 2 PB: 1 SB: 0 CS: 2	PA: 43
<b>PITCHER</b>	IP	WLS	BF	H	R	ER	SO	BB	IBB	HBP	BLK	WP	HR	S	P	ERA	WHIP					
Brian Lawrence, R (1, 1) ERA: 4.11	4.0		18	4	5	5	5	2	0	0	0	0	1	40	68	11.25	1.500					
Jose Nunez, L (5, 1) ERA: 6.25	2.0		7	0	0	0	4	1	0	0	0	0	0	20	33	0.00	0.500					
Rodney Myers, R (7, 1) ERA: 5.4	0.2	H	4	0	2	2	1	2	0	0	0	0	0	11	22	27.00	3.000					
Chuck McElroy, L (7, 1) ERA: 5.16	0.1	B	3	2	1	1	0	0	0	0	0	1	0	6	8	27.00	6.000					
Rudy Seanez, R (8, 1) ERA: 2.25	1.0	L	6	1	2	1	0	1	0	1	0	0	0	14	23	9.00	2.000					
<b>PITCHER</b>	IP	WLS	BF	H	R	ER	SO	BB	IBB	HBP	BLK	WP	HR	S	P	ERA	WHIP					
David Lundquist, R (9, 1) ERA:	1.0		5	1	0	0	2	0	1	0	0	0	0	11	19	0.00	1.000					

Cincinnati Reds @ San Diego Padres  
Qualcomm Stadium, San Diego, CA  
Sun Aug 05 2001, 5:00 PM EDT  
Att. 28,253 - Cloudy - 79 F

livebaseballscorecards.com

AB	34
R	10
H	8
RBI	9
BB	7
SO	12
LOB	14







Batter	1	2	3	4	5	6	7	8	9	AB R H RBI BB SO LOB	TOP											
<b>Damian Jackson, R</b> (1, 4) OBP: 0.331, SLG: 0.354	3-2 G6-3		4-2 BB		4-2 HR BB		1-1 P6		1-3 K	3 1 0 0 2 1 0												
<b>Mark Kotsay, L</b> (1, 8) OBP: 0.376, SLG: 0.450	0-0 G4-3		1-0 F8		1-2 HR		2-1 1B			4 1 2 3 0 0 1												
<b>Ryan Klesko, L</b> (1, 3) OBP: 0.400, SLG: 0.540	4-1 BB		1-2 G5-3		0-0 G3-1		2-3 K			3 0 0 0 1 1 2												
<b>Phil Nevin, R</b> (1, 5) OBP: 0.404, SLG: 0.622	2-2 G5-3			1-1 E6	2-3 K			2-1 G5-3		4 0 0 0 0 1 1												
<b>Ray Lankford, L</b> (1, 7) OBP: 0.341, SLG: 0.491		0-0 G6-3 1B		2-3 K		2-1 F8		1-0 F8		4 0 1 0 0 1 1												
<b>Bubba Trammell, R</b> (1, 9) OBP: 0.341, SLG: 0.478		0-0 G6-3		2-2 F8		3-3 K		4-1 BB		3 0 0 0 1 1 2												
<b>Ben Davis, S</b> (1, 2) OBP: 0.371, SLG: 0.377		4-2 BB		3-1 G4-3		0-0 1B		3-1 G4-3		3 0 1 0 1 0 2												
<b>D'Angelo Jimenez, S</b> (1, 6) OBP: 0.319, SLG: 0.328		2-0 L9		2-2 BB HR 1B	1-0 G4-3			1-1 G4-6-3 1B		3 1 1 0 0 0 2												
<b>Chuck McElroy, L</b> (6, 1)										0 0 0 0 0 0 0												
<b>Rodney Myers, R</b> (8, 1)										0 0 0 0 0 0 0												
<b>Dave Magadan, L</b> (9, PH) OBP: 0.349, SLG: 0.366										1 0 1 0 0 0 0												
<b>Bobby Jones, R</b> (1, 1) OBP: 0.136, SLG: 0.163			1-2 G1-5-3		2-3 K		1-3 K		1-1 G4-6-3	2 0 0 0 0 1 1												
<b>Alex Arias, R</b> (6, 6) OBP: 0.320, SLG: 0.345										1 0 0 0 0 1 0												
<b>Tony Gwynn, L</b> (9, PH) OBP: 0.419, SLG: 0.507										1 0 0 0 0 0 1												
<b>Inning Stats</b>	R: 0 E: 0 K: 0 S: 11	H: 0 LOB: 1 BB: 1 P: 20	R: 0 E: 0 K: 0 S: 5	H: 1 LOB: 1 BB: 1 P: 11	R: 0 E: 0 K: 0 S: 12	H: 0 LOB: 1 BB: 1 P: 19	R: 0 E: 1 K: 1 S: 10	H: 0 LOB: 1 BB: 0 P: 18	R: 3 E: 0 K: 2 S: 18	H: 2 LOB: 0 BB: 1 P: 29	R: 0 E: 0 K: 1 S: 7	H: 1 LOB: 1 BB: 0 P: 13	R: 0 E: 0 K: 2 S: 10	H: 1 LOB: 1 BB: 0 P: 16	R: 0 E: 0 K: 0 S: 6	H: 0 LOB: 1 BB: 1 P: 16	R: 0 E: 0 K: 1 S: 7	H: 1 LOB: 0 BB: 0 P: 10	1B: 5 2B: 0 3B: 0 HR: 1	SF: 0 SAC: 0 DP: 2 HBP: 0	WP: 0 PB: 0 SB: 0 CS: 0	PA: 37
<b>PITCHER</b>	IP WLS BF H R ER SO BB IBB HBP BLK WP HR S P ERA WHIP																					
<b>Brandon Duckworth, R</b> (1, 1) ERA: 4.5	6.0 W 26 4 3 3 4 4 0 0 0 0 1 63 110 4.50 1.333																					
<b>Jose Santiago, R</b> (7, 1) ERA: 5.04	2.0 8 1 0 0 2 1 0 0 0 0 0 0 16 32 0.00 1.000																					
<b>Jose Mesa, R</b> (9, 1) ERA: 2.44	1.0 3 1 0 0 1 0 0 0 0 0 0 0 7 10 0.00 1.000																					

**San Diego Padres @ Philadelphia Phillies**  
**Veterans Stadium, Philadelphia, PA**  
 Tue Aug 07 2001, 7:05 PM EDT  
 Att. 19,465 - Sunny - 98 F

AB	32
R	3
H	6
RBI	3
BB	5
SO	7
LOB	13







Batter	1	2	3	4	5	6	7	8	9	AB R H RBI BB SO LOB	TOP											
<b>Damian Jackson, R</b> (1, 4) OBP: 0.330, SLG: 0.363	1-2 HR	1-1 P3			3-2 G3-1		2-2 L1-6			4 1 1 1 0 0 4												
<b>Mark Kotsay, L</b> (1, 8) OBP: 0.372, SLG: 0.445	2-2 G6-3		2-2 G4-3			1-0 L8		2-0 F7		4 0 0 0 0 0 0												
<b>Ryan Klesko, L</b> (1, 3) OBP: 0.397, SLG: 0.534	1-0 G3-1		0-0 G6-3			3-2 F7		0-0 G3		4 0 0 0 0 0 0												
<b>Phil Nevin, R</b> (1, 5) OBP: 0.403, SLG: 0.621	0-1 2B		3-2 F8			2-2 G5-3		1-3 K		4 0 1 0 0 1 0												
<b>Ray Lankford, L</b> (1, 7) OBP: 0.340, SLG: 0.488	2-3 K			2-2 G3			3-3 K		1-0 1B	4 0 1 0 0 2 1												
<b>Bubba Trammell, R</b> (1, 9) OBP: 0.343, SLG: 0.476		1-2 FC4-6 1B		2-1 G6-3			4-2 1B BB		0-3 K	3 1 1 0 1 1 1												
<b>Ben Davis, S</b> (1, 2) OBP: 0.370, SLG: 0.375		0-1 FC4-6 1B		3-2 G3			0-1 1B E 1B		0-1 F7	4 1 1 0 0 0 2												
<b>D'Angelo Jimenez, S</b> (1, 6) OBP: 0.324, SLG: 0.333		1-1 1B			0-1 G1-3		2-2 E9 L1-6 1B		1-2 F7	4 0 2 1 0 0 1												
<b>Junior Herndon, R</b> (1, 1) <b>Tony Gwynn, L</b> (7, PH) <b>Jose Nunez, L</b> (7, 1) <b>David Lundquist, R</b> (8, 1)		1-3 K			0-3 K		4-1 BB			2 0 0 0 0 2 2												
<b>Inning Stats</b>	R: 1 E: 0 K: 1 S: 12	H: 2 LOB: 1 BB: 0 P: 18	R: 0 E: 0 K: 1 S: 12	H: 2 LOB: 2 BB: 0 P: 16	R: 0 E: 0 K: 0 S: 8	H: 0 LOB: 0 BB: 0 P: 13	R: 0 E: 0 K: 0 S: 8	H: 0 LOB: 0 BB: 0 P: 15	R: 0 E: 0 K: 1 S: 10	H: 0 LOB: 0 BB: 0 P: 13	R: 0 E: 0 K: 0 S: 8	H: 0 LOB: 0 BB: 0 P: 14	R: 2 E: 1 K: 1 S: 18	H: 2 LOB: 1 BB: 2 P: 33	R: 0 E: 0 K: 1 S: 7	H: 0 LOB: 0 BB: 0 P: 10	R: 0 E: 0 K: 1 S: 9	H: 1 LOB: 1 BB: 0 P: 11	1B: 5 2B: 2 3B: 0 HR: 1	SF: 0 SAC: 0 DP: 1 HBP: 0	WP: 0 PB: 0 SB: 0 CS: 0	PA: 35
<b>PITCHER</b>	IP WLS BF H R ER SO BB IBB HBP BLK WP HR S P ERA WHIP																					
<b>48 David Coggin, R</b> (1, 1) ERA: 3.08	6.1 W 26 6 3 2 4 1 0 0 0 0 1 71 111 2.84 1.105																					
<b>Rheal Cormier, L</b> (7, 1) ERA: 4.04	1.1 H 4 0 0 0 0 1 0 0 0 0 0 7 15 0.00 0.750																					
<b>Ricky Bottalico, R</b> (8, 1) ERA: 3.83	0.1 H 1 0 0 0 1 0 0 0 0 0 0 5 6 0.00 0.000																					
<b>Jose Mesa, R</b> (9, 1) ERA: 2.39	1.0 S 4 1 0 0 1 0 0 0 0 0 0 9 11 0.00 1.000																					

**San Diego Padres @ Philadelphia Phillies**  
**Veterans Stadium, Philadelphia, PA**  
 Wed Aug 08 2001, 7:05 PM EDT  
 Att. 24,202 - Sunny - 99 F

AB	33
R	3
H	7
RBI	2
BB	2
SO	6
LOB	11



WP: 0	PA: 35
PB: 0	
SB: 0	
CS: 0	

Batter	1	2	3	4	5	6	7	8	9	AB	R	H	RBI	BB	SO	LOB
11 Jimmy Rollins, S OBP: 0.318, SLG: 0.418 (1, 6)	F8		1B	1B			HBP			3	1	2	1	0	0	0
Marlon Anderson, L OBP: 0.338, SLG: 0.450 (1, 4)	F5		1B	1B			BB	1B		4	0	3	1	0	0	0
Scott Rolen, R OBP: 0.368, SLG: 0.431 (1, 5)	1B		FC6-4	FC5-4			BB	BB		3	1	1	0	1	0	3
Bobby Abreu, L OBP: 0.404, SLG: 0.564 (1, 9)	F7		2B				K			4	0	1	1	0	2	4
Travis Lee, L OBP: 0.346, SLG: 0.451 (1, 3)			G3-1				K			3	0	0	0	1	1	4
Pat Burrell, R OBP: 0.355, SLG: 0.462 (1, 7)			G6-4-3				F8	F9		4	0	0	0	0	1	1
Doug Glanville, R OBP: 0.291, SLG: 0.396 (1, 8)			1B	G4-3			G4-3	HBP		3	0	2	0	0	0	0
Johnny Estrada, S OBP: 0.290, SLG: 0.370 (1, 2)			K	4B 2B			G4-3	L8		4	1	1	0	0	1	3
48 David Coggin, R OBP: 0.111, SLG: 0.118 Rheal Cormier, L (7, 1) Ricky Bottalico, L OBP: 0.500, SLG: 1.000 Felipe Crespo, S OBP: 0.256, SLG: 0.347 Jose Mesa, R (9, 1)			K	11 1B			G1-3	F9		3	1	1	1	0	1	0

Inning Stats	R: 0	H: 1	E: 0	LOB: 1	K: 0	P: 20	R: 0	H: 1	E: 0	LOB: 1	K: 1	P: 20	R: 2	H: 3	E: 0	LOB: 1	K: 1	P: 22	R: 2	H: 4	E: 0	LOB: 2	K: 0	P: 19	R: 0	H: 0	E: 0	LOB: 0	K: 2	P: 10	R: 0	H: 1	E: 0	LOB: 0	K: 0	P: 6	R: 0	H: 1	E: 0	LOB: 2	K: 1	P: 19	R: 0	H: 0	E: 0	LOB: 1	K: 1	P: 13	
	S: 14	BB: 0	S: 12	BB: 1	S: 13	BB: 0	S: 13	BB: 0	S: 7	BB: 0	S: 3	BB: 6	S: 9	BB: 1	S: 8	BB: 0	S: 8	BB: 13																															

PITCHER	IP	WLS	BF	H	R	ER	SO	BB	IBB	HBP	BLK	WP	HR	S	P	ERA	WHIP
Junior Hemdon, R ERA: 3.95 (1, 1)	6.0	L	27	10	4	4	4	1	0	0	0	0	0	62	97	6.00	1.833
Jose Nunez, L ERA: 6.1 (7, 1)	1.0		5	1	0	0	1	1	0	1	0	0	0	9	19	0.00	2.000
David Lundquist, R ERA: (8, 1)	1.0		4	0	0	0	1	0	0	1	0	0	0	8	13	0.00	0.000

**BOTTOM**

**San Diego Padres @ Philadelphia Phillies**  
Veterans Stadium, Philadelphia, PA  
Wed Aug 08 2001, 7:05 PM EDT  
Att. 24,202 - Sunny - 99 F

AB	32
R	4
H	11
RBI	4
BB	2
SO	6
LOB	16



WP	PA	ERA	WHIP
0	36		





Batter	1	2	3	4	5	6	7	8	9	AB	R	H	RBI	BB	SO	LOB
11 Jimmy Rollins, S OBP: 0.317, SLG: 0.423 (1, 6)	0-0 HR		2-3 K			1-0 P6		1-1 F7		4	1	1	1	0	1	0
Marlon Anderson, L OBP: 0.334, SLG: 0.444 (1, 4)	0-0 P6		1-2 G4-3			1-0 G6-3		2-2 G5-3		4	0	0	0	0	0	0
Scott Rolen, R OBP: 0.369, SLG: 0.441 (1, 5)	0-1 HR			0-0 F8 2B		2-2 F9		2-3 K		4	1	2	1	0	1	0
Bobby Abreu, L OBP: 0.401, SLG: 0.559 (1, 9)	3-3 K			0-0 F8 2-3		0-1 F8		0-1 F7		4	0	0	0	0	1	1
Travis Lee, L OBP: 0.345, SLG: 0.449 (1, 3)	1-2 G4-3			2-1 G3		1-1 BB 1B		1-3 K		4	0	1	0	0	1	1
Pat Burrell, R OBP: 0.352, SLG: 0.457 (1, 7)		0-3 K		1-3 K		2-0 F8		0-3 K		4	0	0	0	0	3	2
Doug Glanville, R OBP: 0.291, SLG: 0.395 (1, 8)		1-2 L7			0-1 F9		0-2 BB 1B			3	0	1	0	0	0	0
Todd Pratt, R OBP: 0.350, SLG: 0.394 (1, 2)		1-1 F9			1-0 F7		4-2 1-2 2-3 BB			2	0	0	0	1	0	0
Omar Daal, L OBP: 0.279, SLG: 0.286 (6, 1)			0-1 G6-3		0-1 G3		0-3 K			2	0	0	0	0	0	0
Cliff Politte, R (6, 1)										0	0	0	0	0	0	0
Eddie Oropesa, L (6, 1)										0	0	0	0	0	0	0
Turk Wendell, L (7, 1)										0	0	0	0	0	0	0
Felipe Crespo, S OBP: 0.250, SLG: 0.342 (7, PH)										1	0	0	0	0	1	3
Rheal Cormier, L (8, 1)										0	0	0	0	0	0	0
Ricky Bottalico, L OBP: 0.500, SLG: 1.000 (9, 1)										0	0	0	0	0	0	0

Inning Stats	R: 2	H: 2	E: 0	K: 1	S: 11	LOB: 0	BB: 0	P: 15	R: 0	H: 0	E: 0	K: 1	S: 11	LOB: 0	BB: 0	P: 13	R: 0	H: 0	E: 0	K: 1	S: 9	LOB: 0	BB: 0	P: 12	R: 0	H: 1	E: 0	K: 1	S: 7	LOB: 1	BB: 0	P: 10	R: 0	H: 0	E: 0	K: 0	S: 5	LOB: 0	BB: 0	P: 6	R: 0	H: 0	E: 0	K: 0	S: 5	LOB: 0	BB: 0	P: 9	R: 0	H: 2	E: 0	K: 1	S: 13	LOB: 3	BB: 1	P: 20	R: 0	H: 0	E: 0	K: 1	S: 9	LOB: 0	BB: 0	P: 14	R: 0	H: 0	E: 0	K: 2	S: 8	LOB: 0	BB: 0	P: 9	1B: 2	SF: 0	2B: 1	SAC: 0	3B: 0	DP: 0	HR: 2	HBP: 0	WP: 0	PA: 33
--------------	------	------	------	------	-------	--------	-------	-------	------	------	------	------	-------	--------	-------	-------	------	------	------	------	------	--------	-------	-------	------	------	------	------	------	--------	-------	-------	------	------	------	------	------	--------	-------	------	------	------	------	------	------	--------	-------	------	------	------	------	------	-------	--------	-------	-------	------	------	------	------	------	--------	-------	-------	------	------	------	------	------	--------	-------	------	-------	-------	-------	--------	-------	-------	-------	--------	-------	--------

PITCHER	IP	WLS	BF	H	R	ER	SO	BB	IBB	HBP	BLK	WP	HR	S	P	ERA	WHIP
Kevin Jarvis, R ERA: 5.27 (1, 1)	6.2	W	26	5	2	2	4	1	0	0	0	0	2	58	82	2.70	0.900
Chuck McElroy, L ERA: 5.0 (7, 1)	0.1	H	1	0	0	0	1	0	0	0	0	0	0	3	3	0.00	0.000
Rudy Seanez, R ERA: 2.12 (8, 1)	1.0		3	0	0	0	1	0	0	0	0	0	0	9	14	0.00	0.000
Jose Nunez, L ERA: 5.95 (9, 1)	1.0		3	0	0	0	2	0	0	0	0	0	0	8	9	0.00	0.000

**BOTTOM**

**San Diego Padres @ Philadelphia Phillies**  
Veterans Stadium, Philadelphia, PA

Thu Aug 09 2001, 1:05 PM EDT  
Att: 21,587 - Cloudy - 95 F

livebaseballscorecards.com

AB	32
R	2
H	5
RBI	2
BB	1
SO	8
LOB	7





Batter	1	2	3	4	5	6	7	8	9	AB R H RBI BB SO LOB	TOP	
Rickey Henderson, R OBP: 0.348, SLG: 0.327 (1, 7)	1-1 G4-6-3 1B		0-0 G5-4-3		2-2 HR		3-0 F8			4 1 2 2 0 0 1		
Mark Kotsay, L OBP: 0.366, SLG: 0.436 (1, 8)	2-2 F7		0-0 G4-3		0-0 G6-4-3 1B			1-1 L7		4 0 1 0 0 0 1		
Ryan Klesko, L OBP: 0.395, SLG: 0.531 (1, 3)	2-1 G4-6-3 1-2f			2-2 E8 FC9-6 SF7 1B	1-2 F7			0-2 F7		4 1 1 0 0 0 2		
Phil Nevin, R OBP: 0.404, SLG: 0.618 (1, 5)		2-2 2B		4-1 FC9-6 BB	1-1 G6-4-3			1-2 G5-3		3 0 1 0 1 0 1		
Bubba Trammell, R OBP: 0.338, SLG: 0.467 Mike Darr, L OBP: 0.360, SLG: 0.312 (1, 9) (9, PR) (9, 9)		1-2 F7		0-0 FC9-6 BB 1-2f 2-3		0-0 F9		0-0 BB 1B		4 0 1 0 0 0 3 0 0 0 0 0 0 0		
Ben Davis, S OBP: 0.372, SLG: 0.382 (1, 2)		0-1 F8		4-2 BB 1-2		2-1 F9		1-2 F9		3 0 0 0 1 0 2		
Damian Jackson, R OBP: 0.339, SLG: 0.373 (1, 4)		4-1 BB		0-1 SF7		0-1 G6-3		4-2 BB 1-2		1 0 0 1 2 0 0		
D'Angelo Jimenez, S OBP: 0.327, SLG: 0.331 (1, 6)		2-0 F8		2-0 P3		2-2 F9		0-0 F7		4 0 0 0 0 0 6		
Brian Tollberg, R OBP: 0.190, SLG: 0.150 Rudy Seanez, R Jose Nunez, L Trevor Hoffman, R (1, 1) (8, 1) (8, 1) (8, 1)			4-1 G5-4-3 BB		2-2 HR 1B		0-0 F8		3-2 G4-3	2 1 1 0 1 0 0 0 0 0 0 0 0 0 0 0 0 0 0 0 0 1 0 0 0 0 0 2		
<b>Inning Stats</b>	R: 0 H: 1 E: 0 LOB: 0 K: 0 BB: 0 S: 8 P: 13	R: 0 H: 1 E: 0 LOB: 2 K: 0 BB: 1 S: 12 P: 21	R: 0 H: 0 E: 0 LOB: 0 K: 0 BB: 1 S: 3 P: 7	R: 1 H: 1 E: 1 LOB: 2 K: 0 BB: 2 S: 11 P: 23	R: 2 H: 3 E: 0 LOB: 0 K: 0 BB: 0 S: 13 P: 19	R: 0 H: 0 E: 0 LOB: 0 K: 0 BB: 0 S: 5 P: 7	R: 0 H: 0 E: 0 LOB: 0 K: 0 BB: 0 S: 6 P: 11	R: 0 H: 0 E: 0 LOB: 0 K: 0 BB: 0 S: 8 P: 10	R: 0 H: 1 E: 0 LOB: 2 K: 0 BB: 1 S: 11 P: 19	1B: 5 SF: 1 2B: 1 SAC: 0 3B: 0 DP: 3 HR: 1 HBP: 0	WP: 0 PA: 36 PB: 0 SB: 0 CS: 0	
<b>PITCHER</b>	IP WLS BF H R ER SO BB IBB HBP BLK WP HR S P ERA WHIP											
Dave Williams, L ERA: 4.28 (1, 1)	4.0 L 20 6 3 3 0 4 0 0 0 0 0 1 42 76 6.75 2.500											
Damaso Marte, L ERA: 2.65 (5, 1)	3.0 8 0 0 0 0 0 0 0 0 0 0 0 16 25 0.00 0.000											
Mike Lincoln, R ERA: 1.08 (8, 1)	2.0 8 1 0 0 0 0 1 0 0 0 0 0 19 29 0.00 1.000											

San Diego Padres @ Pittsburgh Pirates  
PNC Park, Pittsburgh, PA  
Fri Aug 10 2001, 7:05 PM EDT  
Att. 36,588 - Overcast - 83 F

AB	30
R	3
H	7
RBI	3
BB	5
SO	0
LOB	18



BOTTOM

San Diego Padres @ Pittsburgh Pirates  
PNC Park, Pittsburgh, PA  
Fri Aug 10 2001, 7:05 PM EDT  
Att. 36,588 - Overcast - 83 F

livebaseballscorecards.com

AB 34  
R 2  
H 7  
RBI 2  
BB 2  
SO 7  
LOB 16



WP: 0 PA: 37  
PB: 0  
SB: 0  
CS: 0

AB R H RBI BB SO LOB

5 0 1 0 0 0 2

4 0 0 0 0 1 2

3 0 0 0 1 0 1

0 0 0 0 0 0 0

4 1 2 0 0 1 1

2 1 0 0 1 1 0

3 0 0 0 0 1 2

1 0 0 0 0 0 3

4 0 2 2 0 1 0

4 0 1 0 0 0 2

1B: 4 SF: 0

2B: 3 SAC: 0

3B: 0 DP: 0

HR: 0 HBP: 1

1B: 4 SF: 0

2B: 3 SAC: 0

3B: 0 DP: 0

HR: 0 HBP: 1

Batter	1	2	3	4	5	6	7	8	9
Abraham Nunez, S (1, 6) OBP: 0.341, SLG: 0.354	0-0 F7		0-0 G6-3 1B		0-0 G6-3			2-2 G4-3	1-1 F6
Pat Meares, R (1, 4) OBP: 0.256, SLG: 0.323	0-1 G6-3		0-0 G6-3		0-1 F9			1-3 K	
Aramis Ramirez, R (1, 5) OBP: 0.354, SLG: 0.543	2-1 F9		0-2 G5-3					4-2 2B BB	
27 Alex Hernandez, L (8, PR) OBP: 0.091, SLG: 0.091									
Brian Giles, L (1, 7) OBP: 0.400, SLG: 0.616		1-1 18 HBP 2B 1B						1-1 F8	1-3 2B
18 Jason Kendall, R (1, 2) OBP: 0.324, SLG: 0.346		2-2 2B HBP			0-2 F8			1-3 K	4-0 IBB
Craig Wilson, R (1, 9) OBP: 0.379, SLG: 0.625		1-3 K			1-1 F8			1-1 F8	0-1 P4
Keith Osik, R (8, PH) OBP: 0.305, SLG: 0.301									
Kevin Young, R (1, 3) OBP: 0.312, SLG: 0.419		1-1 1-H 2-H 2B			3-3 K			1-2 F8 2B	
Tike Redman, L (1, 8) OBP: 0.250, SLG: 0.306		0-0 L9			0-0 FC5-6 1B			3-2 F8	0-0 F8
Dave Williams, L (1, 1) OBP: 0.167, SLG: 0.222		0-3 K			0-0 FC5-6 1B			2-3 K	0-1 K
Damaso Marte, L (5, 1)									
Warren Morris, L (7, PH) OBP: 0.250, SLG: 0.325									
Mike Lincoln, R (8, 1) OBP: 0.333, SLG: 0.333									
Adam Hyzdu, R (9, PH) OBP: 0.235, SLG: 0.540									

Inning Stats	R: 0	H: 0	E: 0	K: 0	S: 5	H: 0	LOB: 0	BB: 0	P: 7	R: 2	H: 2	E: 0	K: 2	S: 13	H: 1	LOB: 1	BB: 0	P: 18	R: 0	H: 1	E: 0	K: 1	S: 9	H: 0	LOB: 0	BB: 0	P: 11	R: 0	H: 0	E: 0	K: 1	S: 8	H: 1	LOB: 1	BB: 0	P: 5	R: 0	H: 0	E: 0	K: 1	S: 13	H: 0	LOB: 0	BB: 0	P: 20	R: 0	H: 1	E: 0	K: 1	S: 13	H: 1	LOB: 1	BB: 0	P: 20	R: 0	H: 1	E: 0	K: 1	S: 12	H: 1	LOB: 3	BB: 2	P: 24	R: 0	H: 1	E: 0	K: 0	S: 8	H: 1	LOB: 1	BB: 0	P: 10	1B: 4	SF: 0	2B: 3	SAC: 0	3B: 0	DP: 0	HR: 0	HBP: 1	WP: 0	PA: 37
--------------	------	------	------	------	------	------	--------	-------	------	------	------	------	------	-------	------	--------	-------	-------	------	------	------	------	------	------	--------	-------	-------	------	------	------	------	------	------	--------	-------	------	------	------	------	------	-------	------	--------	-------	-------	------	------	------	------	-------	------	--------	-------	-------	------	------	------	------	-------	------	--------	-------	-------	------	------	------	------	------	------	--------	-------	-------	-------	-------	-------	--------	-------	-------	-------	--------	-------	--------

PITCHER	IP	WLS	BF	H	R	ER	SO	BB	IBB	HBP	BLK	WP	HR	S	P	ERA	WHIP
Brian Tollberg, R (1, 1) ERA: 3.43	7.0	W	27	5	2	2	6	0	0	1	0	0	0	66	93	2.57	0.714
Rudy Seanez, R (8, 1) ERA: 2.04	0.2	H	3	0	0	0	1	1	0	0	0	0	0	8	15	0.00	1.500
Jose Nunez, L (8, 1) ERA: 5.95	0.0		1	1	0	0	0	0	0	0	0	0	0	2	3	∞	∞
Trevor Hoffman, R (8, 1) ERA: 3.27	1.1	S	6	1	0	0	0	0	1	0	0	0	0	10	16	0.00	0.750



Batter	1	2	3	4	5	6	7	8	9	AB R H RBI BB SO LOB	TOP	
Rickey Henderson, R OBP: 0.348, SLG: 0.329 Rodney Myers, R (1, 7) (9, 1)	1-2 L3 1B		1-2 G6-3			1-1 G4-3	2-2 G6-3		1-2 L5-3 1B	5 0 2 1 0 0 1 0 0 0 0 0 0 0		
Mark Kotsay, L OBP: 0.364, SLG: 0.431 (1, 8)	0-0 L3 1-2		1-1 G4-3			2-1 F8	4-1 1B BB		3-1 L5-3 1-2	4 0 0 0 1 0 3		
Ryan Klesko, L OBP: 0.398, SLG: 0.534 (1, 3)	3-2 2B		2-3 K			0-1 E3 WP 1B	0-1 1B		4-0 IBB	4 1 2 1 1 1 0		
Phil Nevin, R OBP: 0.402, SLG: 0.613 (1, 5)	1-2 G6-3				2-1 F9	3-2 HR 1B	1-2 F9		2-2 G4-3	5 1 1 1 0 0 5		
Tony Gwynn, L OBP: 0.443, SLG: 0.569 Mike Darr, L OBP: 0.363, SLG: 0.315 (1, 9) (6, 9)					0-0 G3	1-2 HR 1B			0-1 L4-3 1B	3 2 2 2 0 0 0 1 0 1 0 0 0 0		
Ben Davis, S OBP: 0.371, SLG: 0.379 (1, 2)					0-2 G5-3	4-2 BB			2-3 K	3 0 0 0 1 1 2		
Damian Jackson, R OBP: 0.338, SLG: 0.371 (1, 4)						2-2 P6	2-1 F8		2-1 L4-3 1-2	4 0 1 0 0 0 2		
D'Angelo Jimenez, S OBP: 0.338, SLG: 0.346 (1, 6)						3-1 L4			4-1 1B BB	3 2 2 1 1 0 0		
Brian Lawrence, R OBP: 0.200, SLG: 0.400 Ray Lankford, L OBP: 0.342, SLG: 0.489 (1, 1) (9, PH) (9, 7)						2-2 G5-3	0-3 K		0-0 1B 1B	3 0 0 0 0 1 3 1 0 1 0 0 0 0		
<b>Inning Stats</b>	R: 0 H: 2 E: 0 LOB: 1 K: 0 BB: 0 S: 11 P: 16	R: 1 H: 3 E: 0 LOB: 1 K: 0 BB: 0 S: 8 P: 12	R: 0 H: 0 E: 0 LOB: 0 K: 1 BB: 0 S: 8 P: 12	R: 0 H: 0 E: 0 LOB: 0 K: 0 BB: 0 S: 7 P: 9	R: 0 H: 0 E: 0 LOB: 0 K: 0 BB: 0 S: 9 P: 16	R: 3 H: 2 E: 1 LOB: 1 K: 0 BB: 1 S: 17 P: 30	R: 1 H: 2 E: 0 LOB: 2 K: 1 BB: 1 S: 16 P: 24	R: 0 H: 1 E: 0 LOB: 0 K: 1 BB: 0 S: 7 P: 11	R: 1 H: 2 E: 0 LOB: 2 K: 0 BB: 2 S: 11 P: 25	1B: 8 SF: 0 2B: 6 SAC: 0 3B: 0 DP: 3 HR: 1 HBP: 0	WP: 1 PA: 40 PB: 0 SB: 0 CS: 1	
<b>PITCHER</b>	IP WLS BF H R ER SO BB IBB HBP BLK WP HR S P ERA WHIP											
Joe Beimel, L ERA: 4.63 (1, 1)	5.2 L 24 7 4 1 1 1 1 0 0 0 0 1 1 58 91 1.59 1.412											
Josias Manzanillo, R ERA: 3.84 (6, 1)	1.0 4 1 1 1 1 0 0 0 0 0 0 0 0 11 16 9.00 1.000											
Scott Sauerbeck, L ERA: 5.89 (7, 1)	1.1 6 2 0 0 0 1 1 0 0 0 0 0 0 14 23 0.00 2.250											
Omar Olivares, R ERA: 6.77 (9, 1)	1.0 6 2 1 1 0 0 1 1 0 0 0 0 0 11 25 9.00 3.000											

San Diego Padres @ Pittsburgh Pirates  
PNC Park, Pittsburgh, PA  
Sat Aug 11 2001, 7:05 PM EDT  
Att. 39,388 - Sunny - 85 F

AB	36
R	6
H	12
RBI	6
BB	4
SO	3
LOB	16



WP: 1	PA: 40
PB: 0	
SB: 0	
CS: 1	





Batter	1	2	3	4	5	6	7	8	9	AB R H RBI BB SO LOB	TOP																
Damian Jackson, R (1, 4) OBP: 0.336, SLG: 0.368	3-2 G5-3		1-3 K		0-1 F8		0-2 S 1B	2-2 FC6-4		5 0 1 0 0 1 3																	
Mike Darr, L (1, 8) OBP: 0.363, SLG: 0.311	1-1 F8		4-2 G4-3 1-2 BB		1-2 G6-3 E HBP		2-3 K	3-2 G4-3		3 1 0 0 1 1 1																	
Ryan Klesko, L (1, 3) OBP: 0.395, SLG: 0.530	0-0 S 1B		0-1 G4-3		0-0 G6-3		2-3 K	2-1 F8		5 0 1 0 0 1 5																	
Dave Magadan, L (1, 5) OBP: 0.351, SLG: 0.367 Mark Kotsay, L (9, PR) OBP: 0.364, SLG: 0.431 Rodney Myers, R (9, 1)	3-1 F8		2-1 F7		2-2 E8 3B 1B		2-2 G6-3	3-2 BB 1B		5 1 2 2 0 0 4 0 0 0 0 0 0 0 0 0 0 0 0 0 0																	
Ray Lankford, L (1, 7) OBP: 0.346, SLG: 0.497		1-2 G3-1		0-0 B1-3		0-1 3B		0-0 2B 1B	4-0 1B BB	4 1 2 1 1 0 0																	
Bubba Trammell, R (1, 9) OBP: 0.341, SLG: 0.485		1-2 HR		2-1 2B		1-0 F3		0-2 1B 2B	0-1 F9	5 2 3 1 0 0 3																	
Ben Davis, S (1, 2) OBP: 0.367, SLG: 0.374		1-1 G5-3		2-3 K		0-0 F8		3-3 K		4 0 0 0 0 2 3																	
D'Angelo Jimenez, S (1, 6) OBP: 0.335, SLG: 0.343		1-1 P6		3-2 G6-3		1-0 L6		0-1 FC6-4 1B		4 0 1 2 0 0 1																	
Bobby Jones, R (1, 1) OBP: 0.170, SLG: 0.178 Tony Gwynn, L (8, PH) OBP: 0.438, SLG: 0.562 Chuck McElroy, L (8, 1) Rudy Seanez, R (8, 1) Phil Nevin, R (9, 5) OBP: 0.402, SLG: 0.613			1-0 G4-3 BB 1B		4-2 G6-3 E HBP BB		0-0 F8	1-2 F8		2 1 1 0 1 0 0 1 0 0 0 0 0 1 0																	
<b>Inning Stats</b>	R: 0 E: 0 K: 0 S: 9	H: 1 LOB: 1 BB: 0 P: 16	R: 1 E: 0 K: 0 S: 13	H: 1 LOB: 0 BB: 0 P: 17	R: 0 E: 0 K: 1 S: 10	H: 1 LOB: 2 BB: 1 P: 18	R: 0 E: 0 K: 1 S: 11	H: 1 LOB: 1 BB: 0 P: 18	R: 3 E: 1 K: 0 S: 15	H: 2 LOB: 1 BB: 1 P: 23	R: 0 E: 0 K: 0 S: 3	H: 0 LOB: 0 BB: 0 P: 4	R: 0 E: 0 K: 2 S: 13	H: 1 LOB: 1 BB: 0 P: 19	R: 2 E: 0 K: 1 S: 17	H: 3 LOB: 1 BB: 0 P: 23	R: 0 E: 0 K: 0 S: 10	H: 1 LOB: 2 BB: 1 P: 22	1B: 7 2B: 2 3B: 1 HR: 1	SF: 0 SAC: 0 DP: 0 HBP: 1	WP: 0 PB: 0 SB: 2 CS: 0	PA: 42					
<b>PITCHER</b>	IP WLS BF H R ER SO BB IBB HBP BLK WP HR S P ERA WHIP																										
Tony McKnight, R (1, 1) ERA: 3.72	6.2		30	7	4	4	4	2	0	1	0	0	1	70	109	5.40	1.350										
Damaso Marte, L (7, 1) ERA: 2.6	0.1		1	0	0	0	0	0	0	0	0	0	0	4	6	0.00	0.000										
Mike Lincoln, R (8, 1) ERA: 1.78	0.1		4	3	2	2	1	0	0	0	0	0	0	11	14	54.00	9.000										
Omar Olivares, R (8, 1) ERA: 6.73	0.2		2	0	0	0	0	0	0	0	0	0	0	6	9	0.00	0.000										
Josias Manzanillo, R (9, 1) ERA: 3.77	1.0	W	5	1	0	0	0	1	0	0	0	0	0	10	22	0.00	2.000										

San Diego Padres @ Pittsburgh Pirates  
PNC Park, Pittsburgh, PA  
Sun Aug 12 2001, 1:35 PM EDT  
Att. 37,150 - Cloudy - 80 F

AB	38
R	6
H	11
RBI	6
BB	3
SO	5
LOB	21



Batter	1	2	3	4	5	6	7	8	9	AB	R	H	RBI	BB	SO	LOB
Abraham Nunez, S (1, 4) OBP: 0.337, SLG: 0.349	1-1 F7	2-1 G4-3		1-0 P6			1-2 G3-1	0-0 F8		5	0	0	0	0	0	5
2 Jack Wilson, R (1, 6) OBP: 0.270, SLG: 0.333	1-3 K		0-1 FC5-4 18 1B	0-0 FC5-4 1-2f			1-0 1B		2-2 F5	5	0	2	0	0	1	2
Aramis Ramirez, R (1, 5) OBP: 0.352, SLG: 0.544	2-2 F8		1-1 F7		2-3 K		1-3 K		1-2 HR	5	1	1	1	0	2	2
Brian Giles, L (1, 7) OBP: 0.404, SLG: 0.614		2-2 1B 18 1B	0-1 F7		0-0 P6			4-2 2B 18 2B		3	2	1	0	1	0	1
18 Jason Kendall, R (1, 9) OBP: 0.325, SLG: 0.348		2-2 1B 1B	0-0 FC5-4 1-2f		0-1 G6-3			0-1 2B		4	2	2	0	0	0	1
Gary Matthews, S (1, 8) OBP: 0.318, SLG: 0.365		0-2 F5		3-1 1B S 1B		2-2 F9		2-0 2B G4-3 1B 2B		4	2	2	2	0	0	2
Adam Hyzdu, R (1, 3) OBP: 0.259, SLG: 0.547		0-2 SH1-4 1B		3-2 L5 1-2		3-2 CS 1B		1-1 2B G4-3		3	0	2	0	0	0	1
Warren Morris, L (8, PH) OBP: 0.239, SLG: 0.310		1-2 2-3 1B		1-2 SH 1B		1-2 K 1-2		2-3 1B		1	0	0	0	0	0	1
Josias Manzanillo, R (9, 1)		0-0 SH1-4 1B		1-0 SH 1B		1-2 K 1-2		3-2 1B		4	0	3	4	0	1	1
Keith Osik, R (1, 2) OBP: 0.323, SLG: 0.322		1-2 2-3 1B		0-0 SH 2 FC5-4				0-0 1B		0	0	0	0	0	0	0
Tony McKnight, L (1, 1)		0-0 SH1-4		1-2 2-3				1-3 K		1	0	0	0	0	0	0
Damaso Marte, L (7, 1)										0	0	0	0	0	0	0
Tike Redman, L (7, PH) OBP: 0.254, SLG: 0.310										0	0	0	0	0	0	0
Mike Lincoln, R (8, 1) OBP: 0.333, SLG: 0.333										0	0	0	0	0	0	0
Omar Olivares, R (8, 1) OBP: 0.240, SLG: 0.440										0	0	0	0	0	0	0
Kevin Young, R (8, PH) OBP: 0.308, SLG: 0.412										1	0	0	0	0	1	1

Inning Stats	R: 0	H: 0	E: 0	K: 1	S: 8	H: 0	LOB: 0	BB: 0	P: 12	R: 2	H: 4	E: 0	K: 0	S: 18	H: 1	LOB: 1	BB: 0	P: 8	R: 1	H: 2	E: 0	K: 0	S: 11	H: 2	LOB: 2	BB: 0	P: 19	R: 0	H: 0	E: 0	K: 1	S: 6	H: 1	LOB: 0	BB: 0	P: 8	R: 0	H: 1	E: 0	K: 1	S: 9	H: 1	LOB: 0	BB: 0	P: 14	R: 0	H: 1	E: 0	K: 1	S: 8	H: 1	LOB: 1	BB: 0	P: 11	R: 3	H: 3	E: 0	K: 1	S: 18	H: 3	LOB: 1	BB: 1	P: 29	R: 1	H: 1	E: 0	K: 0	S: 7	H: 1	LOB: 0	BB: 0	P: 10	1B: 10	SF: 0	2B: 2	SAC: 2	3B: 0	DP: 0	HR: 1	HBP: 0	WP: 0	PA: 39
--------------	------	------	------	------	------	------	--------	-------	-------	------	------	------	------	-------	------	--------	-------	------	------	------	------	------	-------	------	--------	-------	-------	------	------	------	------	------	------	--------	-------	------	------	------	------	------	------	------	--------	-------	-------	------	------	------	------	------	------	--------	-------	-------	------	------	------	------	-------	------	--------	-------	-------	------	------	------	------	------	------	--------	-------	-------	--------	-------	-------	--------	-------	-------	-------	--------	-------	--------

PITCHER	IP	WLS	BF	H	R	ER	SO	BB	IBB	HBP	BLK	WP	HR	S	P	ERA	WHIP
Bobby Jones, R (1, 1) ERA: 4.52	7.0		30	9	3	3	4	0	0	0	0	0	0	67	96	3.86	1.286
Chuck McElroy, L (8, 1) ERA: 5.17	0.0		1	0	1	1	0	1	0	0	0	0	0	4	8	∞	∞
Rudy Seanez, R (8, 1) ERA: 2.89	1.0	B	6	3	2	2	1	0	0	0	0	0	0	14	21	18.00	3.000
Rodney Myers, R (9, 1) ERA: 5.32	0.1	L	2	1	1	1	0	0	0	0	0	0	1	7	10	27.00	3.000

**BOTTOM**

**San Diego Padres @ Pittsburgh Pirates**  
PNC Park, Pittsburgh, PA

Sun Aug 12 2001, 1:35 PM EDT  
Att: 37,150 - Cloudy - 80 F

AB	36
R	7
H	13
RBI	7
BB	1
SO	5
LOB	17

PITCHER	IP	WLS	BF	H	R	ER	SO	BB	IBB	HBP	BLK	WP	HR	S	P	ERA	WHIP
---------	----	-----	----	---	---	----	----	----	-----	-----	-----	----	----	---	---	-----	------



Batter	1	2	3	4	5	6	7	8	9	AB R H RBI BB SO LOB	TOP											
Benny Agbayani, R (1, 7) OBP: 0.357, SLG: 0.391	3-2 G6-3		4-2 1B BB		4-2 1-2 BB		3-2 G5-3			2 0 0 0 2 0 1												
Edgardo Alfonzo, R (1, 4) OBP: 0.308, SLG: 0.402	3-2 F9		2-2 1B 1B		2-3 K			0-0 F9		4 0 1 0 0 1 2												
Matt Lawton, L (1, 9) OBP: 0.394, SLG: 0.436	0-3 K		1-2 1B			3-2 G3		4-1 FC6 31 1B BB		3 0 1 0 1 1 0												
31 Mike Piazza, R (1, 2) OBP: 0.376, SLG: 0.558		2-1 G1-6-3 1B		0-1 G6-3		1-1 1B		0-0 FC6 1B		4 0 3 0 0 0 0												
Robin Ventura, L (1, 5) OBP: 0.358, SLG: 0.417		3-1 G1-6-3 1-2f		2-0 F8		0-0 P5		1-3 K		4 0 0 0 0 1 4												
Todd Zeile, R (1, 3) OBP: 0.354, SLG: 0.368		2-1 2B		0-1 G5-3		2-1 P3		2-1 FC6 1-2f 2-3		4 0 1 0 0 0 3												
Tsuyoshi Shinjo, R (1, 8) OBP: 0.321, SLG: 0.411		1-0 F8		2-0 G4-3		1-1 P6		1-0 G4-3		4 0 0 0 0 0 1												
Rey Ordonez, R (1, 6) OBP: 0.284, SLG: 0.310			0-1 F9		1-2 F8		0-0 G6-3		2-2 G6-3	3 0 0 0 0 0 0												
Lenny Harris, L (9, PH) OBP: 0.256, SLG: 0.248										1 0 0 0 0 0 0												
Steve Trachsel, R (1, 1) OBP: 0.121, SLG: 0.152			1-0 G1-6-3		3-1 BB 1B		1-1 1B		1-0 F8	1 0 0 0 0 0 0												
Desi Relaford, S (5, PH) OBP: 0.360, SLG: 0.441										1 0 1 0 0 0 0												
Grant Roberts, R (5, 1)										0 0 0 0 0 0 0												
Joe McEwing, R (7, PH) OBP: 0.362, SLG: 0.476										1 0 1 0 0 0 0												
Jerrod Riggan, R (7, 1)										0 0 0 0 0 0 0												
Mark Johnson, L (9, PH) OBP: 0.344, SLG: 0.443										1 0 0 0 0 0 0												
<b>Inning Stats</b>	R: 0 E: 0 K: 1 S: 13	H: 0 LOB: 0 BB: 0 P: 19	R: 0 E: 0 K: 0 S: 7	H: 2 LOB: 1 BB: 0 P: 15	R: 0 E: 0 K: 0 S: 11	H: 2 LOB: 2 BB: 1 P: 19	R: 0 E: 0 K: 0 S: 5	H: 0 LOB: 0 BB: 0 P: 7	R: 0 E: 0 K: 1 S: 14	H: 1 LOB: 2 BB: 1 P: 26	R: 0 E: 0 K: 1 S: 8	H: 1 LOB: 1 BB: 0 P: 14	R: 0 E: 0 K: 0 S: 8	H: 1 LOB: 1 BB: 0 P: 13	R: 0 E: 0 K: 1 S: 9	H: 1 LOB: 2 BB: 1 P: 16	R: 0 E: 0 K: 0 S: 5	H: 0 LOB: 0 BB: 0 P: 9	1B: 7 2B: 1 3B: 0 HR: 0	SF: 0 SAC: 0 DP: 1 HBP: 0	WP: 0 PB: 0 SB: 0 CS: 0	PA: 36
<b>PITCHER</b>	IP WLS BF H R ER SO BB IBB HBP BLK WP HR S P ERA WHIP																				<b>PITCHER</b>	IP WLS BF H R ER SO BB IBB HBP BLK WP HR S P ERA WHIP
Junior Herndon, R (1, 1) ERA: 2.57	7.1 W 31 8 0 0 2 3 0 0 0 0 0 69 120 0.00 1.500																					
Chuck McElroy, L (8, 1) ERA: 5.13	0.1 1 0 0 0 1 0 0 0 0 0 0 0 4 5 0.00 0.000																					
David Lundquist, R (8, 1) ERA:	1.1 4 0 0 0 0 0 0 0 0 0 0 0 7 13 0.00 0.000																					

**New York Mets @ San Diego Padres**  
Qualcomm Stadium, San Diego, CA

Tue Aug 14 2001, 10:05 PM EDT  
Att. 24,803 - Cloudy - 77 F

livebaseballscorecards.com

<b>AB</b>	<b>33</b>
<b>R</b>	<b>0</b>
<b>H</b>	<b>8</b>
<b>RBI</b>	<b>0</b>
<b>BB</b>	<b>3</b>
<b>SO</b>	<b>3</b>
<b>LOB</b>	<b>11</b>







Batter	1	2	3	4	5	6	7	8	9	AB R H RBI BB SO LOB	TOP		
Joe McEwing, R (1, 7) OBP: 0.356, SLG: 0.467	1-2 F8		2-3 K		0-1 G5-3			1-1 F7		4 0 0 0 0 1 0	<b>New York Mets @ San Diego Padres</b> Qualcomm Stadium, San Diego, CA Wed Aug 15 2001, 10:05 PM EDT Att. 20,838 - Sunny - 77 F		
Edgardo Alfonzo, R (1, 4) OBP: 0.305, SLG: 0.397	1-3 K		1-0 G6-3		3-1 F9			2-3 K		4 0 0 0 0 2 0			
Matt Lawton, L (1, 9) OBP: 0.390, SLG: 0.432	2-2 G6-3		2-2 G5-3			1-1 G1-3			1-3 K	4 0 0 0 0 1 0			
31 Mike Piazza, R (1, 2) OBP: 0.377, SLG: 0.559		4-0 FC3-6 BB E BB		0-0 1B 2B		0-0 F7		0-0 F9		3 1 1 0 1 0 0			
Todd Zeile, R (1, 3) OBP: 0.356, SLG: 0.368		4-1 FC3-6 BB 1-2 BB		1-1 2-3 1B		1-2 G6-3		0-1 F9		3 0 1 0 1 0 0			
Robin Ventura, L (1, 5) OBP: 0.356, SLG: 0.413		0-0 FC3-6 G1-3 E 1-2f 2-3		1-0 L4			1-3 K			3 0 0 0 0 1 4			
Jay Payton, R (1, 8) OBP: 0.279, SLG: 0.340		2-1 E6 G1-3		0-0 P1			0-1 L4			3 0 0 1 0 0 3			
Rey Ordonez, R (1, 6) OBP: 0.281, SLG: 0.307		0-1 G1-3 1-2 2-3		1-1 L6			1-0 F9			3 0 0 0 0 0 4			
Al Leiter, L (1, 1) OBP: 0.071, SLG: 0.025 Desi Relaford, S (8, PH) OBP: 0.358, SLG: 0.439 John Franco, L (8, 1)		1-3 K		2-3 K				1-3 K		2 0 0 0 0 2 2 1 0 0 0 0 1 0 0 0 0 0 0 0 0			
<b>Inning Stats</b>	R: 0 H: 0 E: 0 LOB: 0 K: 1 BB: 0 S: 10 P: 14	R: 1 H: 0 E: 1 LOB: 2 K: 1 BB: 2 S: 11 P: 22	R: 0 H: 0 E: 0 LOB: 0 K: 1 BB: 0 S: 7 P: 12	R: 0 H: 2 E: 0 LOB: 2 K: 0 BB: 0 S: 7 P: 10	R: 0 H: 0 E: 0 LOB: 0 K: 1 BB: 0 S: 9 P: 14	R: 0 H: 0 E: 0 LOB: 0 K: 0 BB: 0 S: 6 P: 8	R: 0 H: 0 E: 0 LOB: 0 K: 1 BB: 0 S: 6 P: 8	R: 0 H: 0 E: 0 LOB: 0 K: 2 BB: 0 S: 8 P: 12	R: 0 H: 0 E: 0 LOB: 0 K: 1 BB: 0 S: 6 P: 7	1B: 1 SF: 0 2B: 1 SAC: 0 3B: 0 DP: 0 HR: 0 HBP: 0	WP: 0 PA: 32 PB: 0 SB: 0 CS: 0		
<b>PITCHER</b>	IP WLS BF H R ER SO BB IBB HBP BLK WP HR S P ERA WHIP											<b>PITCHER</b>	IP WLS BF H R ER SO BB IBB HBP BLK WP HR S P ERA WHIP
Kevin Jarvis, R (1, 1) ERA: 5.05	8.0 W 29 2 1 1 7 2 0 0 0 0 0 0 64 100 1.12 0.500												
Trevor Hoffman, R (9, 1) ERA: 3.19	1.0 S 3 0 0 0 1 0 0 0 0 0 0 0 6 7 0.00 0.000												

livebaseballscorecards.com

<b>AB</b>	30
<b>R</b>	1
<b>H</b>	2
<b>RBI</b>	1
<b>BB</b>	2
<b>SO</b>	8
<b>LOB</b>	13



Batter	1	2	3	4	5	6	7	8	9	AB	R	H	RBI	BB	SO	LOB
Rickey Henderson, R (1, 7) OBP: 0.350, SLG: 0.332	3-3 K		4-1 G4-6-3 BB		0-0 1B 2B		2-3 K			3	1	1	1	1	2	1
Mark Kotsay, L (1, 8) OBP: 0.369, SLG: 0.440	1-0 2B		0-0 G4-6-3 1-2f		1-1 1B			4-1 FC3-6 BB		3	0	2	1	1	0	1
Ryan Klesko, L (1, 3) OBP: 0.369, SLG: 0.519	1-2 F8			3-3 K	0-3 K			1-1 FC3-6 1B 1-2f		4	0	0	0	0	2	3
Phil Nevin, R (1, 5) OBP: 0.401, SLG: 0.608	0-0 G5-3			1-0 1B		3-3 K		2-0 G6-3 1B 1-2		4	0	2	0	0	1	1
Bubba Trammell, R (1, 9) OBP: 0.340, SLG: 0.485		4-2 G1-4-3 BB		1-3 K		1-2 P4		2-2 G6-3 1-2f		2	0	0	0	1	1	1
Mike Darr, L (7, 9) OBP: 0.362, SLG: 0.310										1	0	0	0	0	0	2
Ben Davis, S (1, 2) OBP: 0.364, SLG: 0.371		2-1 G1-4-3 1-2f		1-0 F9		2-1 L5				3	0	0	0	0	0	2
Damian Jackson, R (1, 4) OBP: 0.338, SLG: 0.370		2-1 1B			3-2 CS 1B 2B 1B			1-1 G6-3		3	1	2	0	0	0	0
D'Angelo Jimenez, S (1, 6) OBP: 0.348, SLG: 0.348		2-2 F9			1-1 CS 1B			0-0 SH3-4 1B		3	0	2	0	0	0	1
Kevin Jarvis, L (1, 1) OBP: 0.296, SLG: 0.362			2-2 G6-3		3-2 G4-3			0-1 SH3-4		2	0	0	0	0	0	2
Trevor Hoffman, R (9, 1)					1-2 2-3			1-2		0	0	0	0	0	0	0

Inning Stats	R: 0	H: 1	E: 0	K: 1	S: 9	LOB: 1	BB: 0	P: 14	R: 0	H: 1	E: 0	K: 0	S: 10	LOB: 1	BB: 1	P: 20	R: 0	H: 0	E: 0	K: 0	S: 5	LOB: 0	BB: 1	P: 11	R: 0	H: 1	E: 0	K: 2	S: 8	LOB: 1	BB: 0	P: 14	R: 2	H: 4	E: 0	K: 1	S: 15	LOB: 1	BB: 0	P: 23	R: 0	H: 0	E: 0	K: 1	S: 10	LOB: 0	BB: 0	P: 16	R: 0	H: 1	E: 0	K: 1	S: 8	LOB: 1	BB: 0	P: 11	R: 0	H: 1	E: 0	K: 0	S: 7	LOB: 1	BB: 1	P: 16
1B: 7	SF: 0	2B: 2	SAC: 1	3B: 0	DP: 3	HR: 0	HBP: 0	WP: 0	PA: 32	1B: 7	SF: 0	2B: 2	SAC: 1	3B: 0	DP: 3	HR: 0	HBP: 0	WP: 0	PA: 32	1B: 7	SF: 0	2B: 2	SAC: 1	3B: 0	DP: 3	HR: 0	HBP: 0	WP: 0	PA: 32																																			

PITCHER	IP	WLS	BF	H	R	ER	SO	BB	IBB	HBP	BLK	WP	HR	S	P	ERA	WHIP
Al Leiter, L (1, 1) ERA: 3.44	7.0	L	28	8	2	2	6	2	0	0	0	0	0	65	109	2.57	1.429
John Franco, L (8, 1) ERA: 3.42	1.0		4	1	0	0	0	1	0	0	0	0	0	7	16	0.00	2.000


**BOTTOM**

**New York Mets @ San Diego Padres**  
Qualcomm Stadium, San Diego, CA

Wed Aug 15 2001, 10:05 PM EDT  
Att. 20,838 - Sunny - 77 F

livebaseballscorecards.com

AB	28
R	2
H	9
RBI	2
BB	3
SO	6
LOB	14











Batter	1	2	3	4	5	6	7	8	9	AB R H RBI BB SO LOB	TOP											
<b>Peter Bergeron, L</b> (1, 8) OBP: 0.301, SLG: 0.335	1-2 SH1-3 E3 1B	1-2 G5-3		2-3 K		2-3 K		0-0 F7		5 1 0 0 0 2 4												
<b>Geoff Blum, S</b> (1, 5) OBP: 0.318, SLG: 0.353	0-0 SH1-3 2-3	2-3 K		3-3 K 1-2		2-2 FC5-4 1-2f			1-2 S 1B	4 0 1 0 0 2 4												
<b>Vladimir Guerrero, R</b> (1, 9) OBP: 0.384, SLG: 0.594	0-0 G1-3 1B 1B		1-3 K		1-2 CS 1B		0-1 F8		0-0 F7	5 1 2 1 0 1 1												
<b>Lee Stevens, L</b> (1, 3) OBP: 0.328, SLG: 0.434	1-0 G1-3 1B 1B		2-1 P3-4 HBP		1-0 BB 1B 1-2		3-1 3B		2-1 F8 1-2	4 1 3 0 0 0 1												
<b>Orlando Cabrera, R</b> (1, 6) OBP: 0.311, SLG: 0.395	2-1 G1-3 1-2 2-3		3-2 P3-4 1-2f		4-2 G4-6-3 BB 1-2		1-2 P6		3-2 G3-1	4 0 0 0 1 0 5												
<b>Michael Barrett, R</b> (1, 2) OBP: 0.293, SLG: 0.367	0-0 BB 1B 2-H 3-H		1-1 E6 BB BB SF9		2-2 G4-6-3 1-2f		4-0 IBB			3 1 1 2 1 0 2												
<b>Brad Wilkerson, L</b> (1, 7) OBP: 0.298, SLG: 0.324	4-1 BB 1-2		4-1 SF9 BB BB			2-2 F7		2-3 K		2 0 0 0 2 1 2												
<b>Mike Mordecai, R</b> (1, 4) OBP: 0.322, SLG: 0.398	3-3 K		4-1 S BB 1-2 2-3		0-1 1B 1B		0-0 F8		0-0 F8	3 0 1 0 1 1 2												
<b>Javier Vazquez, R</b> (1, 1) OBP: 0.275, SLG: 0.306 <b>Scott Strickland, R</b> (9, 1)		0-2 G1-3		0-1 SF9		0-0 FC5-4 1B		2-2 G5-3		3 0 1 1 0 0 0 0 0 0 0 0 0 0												
<b>Inning Stats</b>	R: 3 E: 1 K: 1 S: 13	H: 3 LOB: 2 BB: 1 P: 24	R: 0 E: 0 K: 1 S: 9	H: 0 LOB: 0 BB: 0 P: 12	R: 0 E: 0 K: 1 S: 7	H: 0 LOB: 0 BB: 0 P: 13	R: 1 E: 1 K: 2 S: 15	H: 0 LOB: 2 BB: 2 P: 29	R: 0 E: 0 K: 1 S: 11	H: 2 LOB: 1 BB: 1 P: 19	R: 0 E: 0 K: 1 S: 12	H: 2 LOB: 2 BB: 0 P: 18	R: 0 E: 0 K: 1 S: 14	H: 1 LOB: 2 BB: 1 P: 24	R: 0 E: 0 K: 0 S: 5	H: 0 LOB: 0 BB: 0 P: 7	R: 0 E: 0 K: 0 S: 10	H: 1 LOB: 1 BB: 0 P: 16	1B: 8 2B: 1 3B: 1 HR: 0	SF: 1 SAC: 1 DP: 2 HBP: 1	WP: 0 PB: 0 SB: 2 CS: 1	PA: 41
<b>PITCHER</b>	IP WLS BF H R ER SO BB IBB HBP BLK WP HR S P ERA WHIP																					
<b>Brian Lawrence, R</b> (1, 1) ERA: 3.41	5.0 L 24 5 4 0 5 4 0 1 0 0 0 0 55 97 0.00 1.800																					
<b>Jose Nunez, L</b> (6, 1) ERA: 5.68	2.0 10 3 0 0 2 0 1 0 0 0 0 26 42 0.00 1.500																					
<b>Jeremy Fikac, R</b> (8, 1) ERA:	1.0 3 0 0 0 0 0 0 0 0 0 0 5 7 0.00 0.000																					
<b>Rudy Seanez, R</b> (9, 1) ERA: 2.75	1.0 4 1 0 0 0 0 0 0 0 0 0 10 16 0.00 1.000																					

**Montreal Expos @ San Diego Padres**  
**Qualcomm Stadium, San Diego, CA**  
 Fri Aug 17 2001, 10:05 PM EDT  
 Att. 22,513 - Sunny - 77 F

[livebaseballscorecards.com](http://livebaseballscorecards.com)

<b>AB</b>	<b>33</b>
<b>R</b>	<b>4</b>
<b>H</b>	<b>9</b>
<b>RBI</b>	<b>4</b>
<b>BB</b>	<b>5</b>
<b>SO</b>	<b>7</b>
<b>LOB</b>	<b>21</b>







Batter	1	2	3	4	5	6	7	8	9	AB R H RBI BB SO LOB	TOP		
Peter Bergeron, L (1, 8) OBP: 0.300, SLG: 0.333	1-1 G6-3			1-2 F5		0-0 F9 1B		1-0 F7		4 0 1 0 0 0 0			
Mike Mordecai, R (1, 4) OBP: 0.330, SLG: 0.410	1-3 K			1-1 F8 1B		0-2 1B		0-0 HR 1B		4 2 3 0 0 1 0			
Vladimir Guerrero, R (1, 9) OBP: 0.383, SLG: 0.597	0-1 G5-3			1-1 F8		0-2 F9		0-0 HR		4 1 1 2 0 0 3			
Lee Stevens, L (1, 3) OBP: 0.329, SLG: 0.437		0-0 G4-3		3-2 1B		1-2 F2		0-2 2B		4 0 2 1 0 0 2			
Orlando Cabrera, R (1, 6) OBP: 0.311, SLG: 0.394		1-2 F8		0-0 1B		0-0 F8		0-0 F8		4 0 1 0 0 0 3			
Mark Smith, R (1, 7) OBP: 0.331, SLG: 0.409		2-2 F7		2-2 P6			1-0 P4		0-1 G4-3	4 0 0 0 0 0 2			
Michael Barrett, R (1, 2) OBP: 0.290, SLG: 0.363			1-0 F8		1-1 G1-3		0-3 K		1-3 K	4 0 0 0 0 2 0			
Geoff Blum, S (1, 5) OBP: 0.314, SLG: 0.349			2-2 F9		3-2 G4-1		2-2 P3		1-2 G5-3	4 0 0 0 0 0 0			
Mike Thurman, R (1, 1) OBP: 0.097, SLG: 0.034			1-3 K		2-0 G6-3			0-0 F7		2 0 0 0 0 1 0			
Bobby Munoz, R (6, 1)										0 0 0 0 0 0 0			
Brad Wilkerson, L (8, PH) OBP: 0.294, SLG: 0.319										1 0 0 0 0 0 0			
Scott Stewart, R (8, 1)										0 0 0 0 0 0 0			
<b>Inning Stats</b>	R: 0 E: 0 K: 1 S: 7 H: 0 LOB: 0 BB: 0 P: 9	R: 0 E: 0 K: 0 S: 8 H: 0 LOB: 0 BB: 0 P: 11	R: 0 E: 0 K: 1 S: 9 H: 0 LOB: 0 BB: 0 P: 13	R: 1 E: 0 K: 0 S: 15 H: 3 LOB: 2 BB: 0 P: 23	R: 0 E: 0 K: 0 S: 6 H: 0 LOB: 0 BB: 0 P: 12	R: 0 E: 0 K: 0 S: 11 H: 2 LOB: 2 BB: 0 P: 12	R: 0 E: 0 K: 1 S: 8 H: 0 LOB: 0 BB: 0 P: 11	R: 2 E: 0 K: 0 S: 8 H: 3 LOB: 1 BB: 0 P: 9	R: 0 E: 0 K: 1 S: 8 H: 0 LOB: 0 BB: 0 P: 10	1B: 5 2B: 2 3B: 0 HR: 1 SF: 0 SAC: 0 DP: 0 HBP: 0	WP: 0 PB: 0 SB: 0 CS: 0 PA: 35		
<b>PITCHER</b>	IP WLS BF H R ER SO BB IBB HBP BLK WP HR S P ERA WHIP											<b>PITCHER</b>	IP WLS BF H R ER SO BB IBB HBP BLK WP HR S P ERA WHIP
Bobby Jones, R (1, 1) ERA: 4.47	7.2 W 30 7 3 3 3 0 0 0 0 0 1 68 96 3.52 0.913												
Chuck McElroy, L (8, 1) ERA: 5.01	0.0 1 1 0 0 0 0 0 0 0 0 0 3 3 ∞ ∞												
Trevor Hoffman, R (8, 1) ERA: 3.02	1.1 S 4 0 0 0 1 0 0 0 0 0 0 9 11 0.00 0.000												

**Montreal Expos @ San Diego Padres**  
 Qualcomm Stadium, San Diego, CA  
 Sat Aug 18 2001, 10:05 PM EDT  
 Att. 31,485 - Sunny - 77 F

[livebaseballscorecards.com](http://livebaseballscorecards.com)

<b>AB</b>	<b>35</b>
<b>R</b>	<b>3</b>
<b>H</b>	<b>8</b>
<b>RBI</b>	<b>3</b>
<b>BB</b>	<b>0</b>
<b>SO</b>	<b>4</b>
<b>LOB</b>	<b>10</b>



Batter	1	2	3	4	5	6	7	8	9
Damian Jackson, R (1, 4) OBP: 0.335, SLG: 0.365	2-2 F8		1-1 1B			2-2 HR 1B	1-3 K		
Mark Kotsay, L (1, 8) OBP: 0.366, SLG: 0.440	1-2 G4-3		1-0 G6-3			2-2 HR 1B		0-1 F7	
Ryan Klesko, L (1, 3) OBP: 0.392, SLG: 0.524	4-2 BB			1-0 F9-3 1B		1-0 HR 1B		3-3 K	
Phil Nevin, R (1, 5) OBP: 0.400, SLG: 0.599	2-3 K			1-1 F8		2-1 L7		4-1 BB	
Ray Lankford, L (1, 7) OBP: 0.351, SLG: 0.507		0-2 FC6-4 1B		2-2 F9-3		0-0 HR		0-3 K	
Bubba Trammell, R (1, 9) OBP: 0.345, SLG: 0.490 Mike Darr, L (6, PR) OBP: 0.363, SLG: 0.323 (7, 9)		0-0 FC6-4 G3-6-3			2-3 K	3-2 1B			
Ben Davis, S (1, 2) OBP: 0.359, SLG: 0.369		1-1 G3-6-3			1-3 K	1-3 K			
D'Angelo Jimenez, S (1, 6) OBP: 0.345, SLG: 0.342			2-1 G3-1		2-3 K		1-1 G6-3		
Bobby Jones, R (1, 1) OBP: 0.160, SLG: 0.167 Chuck McElroy, L (8, 1) Trevor Hoffman, R (8, 1)			2-1 F9			1-2 G4-3	3-2 F7		

Inning Stats	R: 0	H: 0	E: 0	K: 1	S: 11	R: 0	H: 1	E: 0	K: 0	S: 6	R: 0	H: 1	E: 0	K: 0	S: 7	R: 0	H: 1	E: 0	K: 0	S: 8	R: 0	H: 0	E: 0	K: 3	S: 10	R: 4	H: 5	E: 0	K: 1	S: 19	R: 0	H: 0	E: 0	K: 1	S: 9	R: 0	H: 0	E: 0	K: 2	S: 10
	LOB: 1	BB: 1	LOB: 0	BB: 0	P: 20	LOB: 0	BB: 0	LOB: 0	BB: 0	P: 7	LOB: 0	BB: 0	LOB: 0	BB: 0	P: 13	LOB: 0	BB: 0	LOB: 0	BB: 0	P: 12	LOB: 1	BB: 0	LOB: 0	BB: 0	P: 15	LOB: 1	BB: 0	LOB: 0	BB: 0	P: 31	LOB: 0	BB: 0	LOB: 0	BB: 0	P: 14	LOB: 1	BB: 1	P: 17		

PITCHER	IP	WLS	BF	H	R	ER	SO	BB	IBB	HBP	BLK	WP	HR	S	P	ERA	WHIP
Mike Thurman, R (1, 1) ERA: 5.9	5.2	L	23	7	4	4	4	1	0	0	0	0	2	55	88	6.35	1.412
Bobby Munoz, R (6, 1) ERA: 3.93	1.1		5	1	0	0	2	0	0	0	0	0	0	15	24	0.00	0.750
Scott Stewart, L (8, 1) ERA: 3.89	1.0		4	0	0	0	2	1	0	0	0	0	0	10	17	0.00	1.000

AB R H RBI BB SO LOB

4	1	2	0	0	1	0
4	1	1	2	0	0	1
3	1	2	0	1	1	0
3	0	0	0	1	1	3
4	1	2	2	0	1	2
3	0	1	0	0	1	1
0	0	0	0	0	0	0
3	0	0	0	0	2	2
3	0	0	0	0	1	0
3	0	0	0	0	0	0
0	0	0	0	0	0	0
0	0	0	0	0	0	0

AB	30
R	4
H	8
RBI	4
BB	2
SO	8
LOB	9



WP	HR	S	P	ERA	WHIP
0	0	0	0	0.00	0.750
0	0	0	0	0.00	1.000

**Montreal Expos @ San Diego Padres**  
**Qualcomm Stadium, San Diego, CA**  
 Sat Aug 18 2001, 10:05 PM EDT  
 Att: 31,485 - Sunny - 77 F

livebaseballscorecards.com

WP: 0 PA: 32  
 PB: 0  
 SB: 0  
 CS: 0





Batter	1	2	3	4	5	6	7	8	9	AB R H RBI BB SO LOB
--------	---	---	---	---	---	---	---	---	---	----------------------

<p><b>Rickey Henderson, R</b> (1, 7) OBP: 0.347, SLG: 0.324</p>				<p><b>G5-3</b> (1)</p>		<p><b>G5-3</b> (3)</p>			<p><b>K</b> (2)</p>	3 0 0 0 1 2 2
<p><b>Damian Jackson, R</b> (1, 4) OBP: 0.334, SLG: 0.362</p>				<p><b>G6-3</b> (2)</p>			<p><b>P6</b> (1)</p>		<p><b>1B</b> (1-2), <b>BB</b></p>	3 0 0 0 1 0 1
<p><b>Ryan Klesko, L</b> (1, 3) OBP: 0.389, SLG: 0.520</p> <p><b>Bubba Trammell, R</b> (9, PH) OBP: 0.346, SLG: 0.491</p>				<p><b>P5</b> (3)</p>			<p><b>K</b> (2)</p>	<p><b>1-3</b>, <b>2-H</b>, <b>1B</b></p>	<p><b>K</b> (3)</p>	3 0 0 0 0 2 1 1 0 1 1 0 0 0
<p><b>Phil Nevin, R</b> (1, 5) OBP: 0.396, SLG: 0.593</p>				<p><b>K</b> (1)</p>			<p><b>K</b> (1)</p>		<p><b>K</b> (3)</p>	4 0 0 0 0 4 2
<p><b>Ray Lankford, L</b> (1, 8) OBP: 0.348, SLG: 0.502</p>				<p><b>K</b> (2)</p>			<p><b>K</b> (2)</p>		<p><b>G5-3</b> (1)</p>	3 0 0 0 0 2 0
<p><b>Mike Darr, L</b> (1, 9) OBP: 0.359, SLG: 0.319</p>				<p><b>G4-3</b> (3)</p>			<p><b>F9</b> (3)</p>		<p><b>L5</b> (2)</p>	3 0 0 0 0 0 0
<p><b>Wiki Gonzalez, R</b> (1, 2) OBP: 0.339, SLG: 0.500</p>				<p><b>F8</b> (1)</p>			<p><b>G6-3</b> (1)</p>		<p><b>G4-3</b> (3)</p>	3 0 0 0 0 0 0
<p><b>Alex Arias, R</b> (1, 6) OBP: 0.311, SLG: 0.333</p> <p><b>Mark Kotsay, L</b> (9, PH) OBP: 0.365, SLG: 0.439</p>				<p><b>G1-3</b> (2)</p>			<p><b>F7</b> (2)</p>		<p><b>F9</b> (1)</p>	2 0 0 0 0 0 0 1 0 0 0 0 0 0
<p><b>Junior Herndon, R</b> (1, 1) OBP: 0.354, SLG: 0.370</p> <p><b>Dave Magadan, L</b> (6, PH) OBP: 0.354, SLG: 0.370</p> <p><b>Jeremy Fick, R</b> (7, 1) OBP: 0.354, SLG: 0.370</p> <p><b>David Lundquist, R</b> (9, 1) OBP: 0.354, SLG: 0.370</p> <p><b>Tony Gwynn, L</b> (9, PH) OBP: 0.354, SLG: 0.370</p> <p><b>D'Angelo Jimenez, S</b> (9, PR) OBP: 0.345, SLG: 0.342</p>				<p><b>K</b> (3)</p>			<p><b>1B</b></p>		<p><b>BB</b>, <b>1B</b></p>	1 0 0 0 0 0 1 0 1 0 1 0 1 0 1 0 0 0 0 0 0 1 0 0 0 0 0 0

Inning Stats	R: 0	H: 0	E: 0	LOB: 1	K: 1	BB: 1	S: 8	R: 0	H: 0	E: 0	LOB: 0	K: 2	BB: 0	S: 11	R: 0	H: 0	E: 0	LOB: 0	K: 1	BB: 0	S: 7	R: 0	H: 0	E: 0	LOB: 0	K: 2	BB: 0	S: 10	R: 0	H: 1	E: 0	LOB: 1	K: 0	BB: 0	S: 8	R: 0	H: 0	E: 0	LOB: 0	K: 2	BB: 0	S: 11	R: 0	H: 0	E: 0	LOB: 0	K: 0	BB: 0	S: 5	R: 1	H: 2	E: 0	LOB: 2	K: 2	BB: 1	S: 18	1B: 3	SF: 0	2B: 1	SAC: 0	3B: 0	DP: 1	HR: 0	HBP: 0
--------------	------	------	------	--------	------	-------	------	------	------	------	--------	------	-------	-------	------	------	------	--------	------	-------	------	------	------	------	--------	------	-------	-------	------	------	------	--------	------	-------	------	------	------	------	--------	------	-------	-------	------	------	------	--------	------	-------	------	------	------	------	--------	------	-------	-------	-------	-------	-------	--------	-------	-------	-------	--------

PITCHER	IP	WLS	BF	H	R	ER	SO	BB	IBB	HBP	BLK	WP	HR	S	P	ERA	WHIP
<b>Tony Armas, R</b> (1, 1) ERA: 3.74	8.2	W	29	2	1	1	10	2	0	0	0	0	0	81	126	1.04	0.462
<b>Graeme Lloyd, L</b> (9, 1) ERA: 3.45	0.0		1	1	0	0	0	0	0	0	0	0	0	1	1	∞	∞
<b>Scott Strickland, R</b> (9, 1) ERA: 3.56	0.1	S	1	0	0	0	1	0	0	0	0	0	0	3	5	0.00	0.000

**BOTTOM**

**Montreal Expos @ San Diego Padres**  
Qualcomm Stadium, San Diego, CA

<b>AB</b>	<b>29</b>
<b>R</b>	<b>1</b>
<b>H</b>	<b>3</b>
<b>RBI</b>	<b>1</b>
<b>BB</b>	<b>2</b>
<b>SO</b>	<b>11</b>
<b>LOB</b>	<b>6</b>



WP	PA	
0	31	
PB	SB	CS
0	0	1

Sun Aug 19 2001, 5:00 PM EDT  
Att. 24,309 - Sunny - 82 F

livebaseballscores.com



Batter	1	2	3	4	5	6	7	8	9	10	AB R H RBI BB SO LOB	TOP										
Damian Jackson, R (1, 4) OBP: 0.330, SLG: 0.356	3-3 K		1-3 K		0-0 G6-3			0-1 P4	0-3 K		5 0 0 0 0 3 4	<p>San Diego Padres @ Atlanta Braves</p> <p>Turner Field, Atlanta, GA</p> <p>Tue Aug 21 2001, 7:35 PM EDT</p> <p>Att: 26,756 - Sunny - 80 F</p>										
Mark Kotsay, L (1, 8) OBP: 0.363, SLG: 0.434	0-0 F7		4-2 BB		1-0 F7			0-1 F8		0-2 L7	4 0 0 0 1 0 1											
Ryan Klesko, L (1, 3) OBP: 0.391, SLG: 0.523	3-2 P6		3-2 F7			1-1 G6-3 1B		3-2 2B		0-2 G3-1 2B 1B	5 1 3 0 0 0 1											
Dave Magadan, L (1, 5) OBP: 0.347, SLG: 0.371		2-0 1B FC5-2 2B		3-2 L9		2-1 G6-3		2-3 K		0-0 G3-1	5 0 1 0 0 1 3											
Ray Lankford, L (1, 7) OBP: 0.352, SLG: 0.505		1-0 FC5-2 SF8 1B		2-3 K		3-3 K			1-0 G3 2B	4-0 2B 1B IBB	4 2 2 0 1 2 1											
Bubba Trammell, R (1, 9) OBP: 0.347, SLG: 0.493		0-2 FC5-2		1-0 1B		2-2 F9		0-1 G3		2-2 1B 2B	5 0 2 1 0 0 4 0 0 0 0 0 0 0											
Trevor Hoffman, R (10, 1)		1-3 3-H						2-3														
Ben Davis, S (1, 2) OBP: 0.360, SLG: 0.367		0-1 SF8		0-3 K				2-3 K		4-2 S HBP	2 0 0 1 1 2 1											
D'Angelo Jimenez, S (1, 6) OBP: 0.347, SLG: 0.344		1-3 K			0-0 G6-3 SH3-4 1B		0-1 G1-3		3-3 K	0-0 1B	5 0 2 1 0 2 3											
Kevin Jarvis, L (1, 1) OBP: 0.291, SLG: 0.354			0-1 G1-3		1-0 SH3-4		1-2 F8		4-2 BB		1 0 0 0 0 0 0 1 0 0 0 0 0 0 0 0 0 0 0 0 0 0 0 0 0 1 0 0 0 0 0 0 0 0 0 0 0 0 0 0 0 0											
Chuck McElroy, L (6, 1)																						
Rudy Seanez, R (8, 1)																						
Rickey Henderson, R (9, PH) OBP: 0.349, SLG: 0.324																						
Jose Nunez, L (9, 1)																						
Mike Darr, L (10, 9) OBP: 0.359, SLG: 0.319																						
<b>Inning Stats</b>	R: 0 E: 0 K: 1 S: 9	H: 0 LOB: 0 BB: 0 P: 15	R: 1 E: 0 K: 1 S: 10	H: 2 LOB: 1 BB: 0 P: 14	R: 0 E: 0 K: 1 S: 11	H: 1 LOB: 1 BB: 1 P: 18	R: 0 E: 0 K: 2 S: 12	H: 1 LOB: 1 BB: 0 P: 18	R: 0 E: 0 K: 0 S: 4	H: 1 LOB: 0 BB: 0 P: 6	R: 0 E: 0 K: 1 S: 13	H: 1 LOB: 0 BB: 0 P: 20	R: 0 E: 0 K: 1 S: 12	H: 1 LOB: 1 BB: 0 P: 17	R: 0 E: 0 K: 2 S: 15	H: 1 LOB: 3 BB: 1 P: 27	R: 2 E: 0 K: 0 S: 12	H: 3 LOB: 2 BB: 2 P: 22	1B: 6 2B: 4 3B: 0 HR: 0	SF: 1 SAC: 1 DP: 0 HBP: 1	WP: 0 PB: 0 SB: 1 CS: 0	PA: 44
<b>PITCHER</b>	IP WLS BF H R ER SO BB IBB HBP BLK WP HR S P ERA WHIP																					
John Burkett, R (1, 1) ERA: 2.52	7.0		27	5	1	1	7	1	0	0	0	0	0	0	0	68	103	1.29	0.857			
Mike Remlinger, L (8, 1) ERA: 2.64	1.0		4	1	0	0	1	0	0	0	0	0	0	0	0	12	17	0.00	1.000			
29 John Smoltz, R (9, 1) ERA: 3.79	1.0	L	6	1	0	0	2	1	0	1	0	0	0	0	0	15	27	0.00	2.000			
Steve Karsay, R (10, 1) ERA: 1.9	1.0	L	7	3	2	2	0	0	2	0	0	0	0	0	0	12	22	18.00	3.000			

AB	37
R	3
H	10
RBI	3
BB	4
SO	10
LOB	18



# San Diego Padres @ Atlanta Braves

Turner Field, Atlanta, GA

Tue Aug 21 2001, 7:35 PM EDT  
Att: 26,756 - Sunny - 80 F

livebaseballscorecards.com



WP: 0 PA: 40  
PB: 0  
SB: 0  
CS: 0

Batter	1	2	3	4	5	6	7	8	9	10	AB	R	H	RBI	BB	SO	LOB	BOTTOM						
Marcus Giles, R (1, 4) OBP: 0.336, SLG: 0.417 Keith Lockhart, L (2, 4) OBP: 0.309, SLG: 0.348	K		F7		G4-3		FC1-6			F7	1	0	0	0	0	1	0	<p>San Diego Padres @ Atlanta Braves</p> <p>Turner Field, Atlanta, GA</p> <p>Tue Aug 21 2001, 7:35 PM EDT Att: 26,756 - Sunny - 80 F</p> <p>livebaseballscorecards.com</p> <p><b>AB 34</b> <b>R 1</b> <b>H 4</b> <b>RBI 1</b> <b>BB 6</b> <b>SO 7</b> <b>LOB 14</b></p>						
B.J. Surhoff, L (1, 7) OBP: 0.310, SLG: 0.388	L9					G4-3	P6			G5-3	5	0	1	0	0	0	1							
10 Chipper Jones, S (1, 5) OBP: 0.417, SLG: 0.604	G3-1						L4				4	1	2	0	1	0	1							
Brian Jordan, R (1, 9) OBP: 0.324, SLG: 0.480		G6-3								F7	5	0	0	0	0	0	4							
Ken Caminiti, S (1, 3) OBP: 0.329, SLG: 0.441 Wes Helms, R (6, PR) OBP: 0.291, SLG: 0.408						K				G3	2	0	0	0	1	1	0							
Andruw Jones, R (1, 8) OBP: 0.314, SLG: 0.448						K					3	0	0	0	1	2	1							
Javy Lopez, R (1, 2) OBP: 0.296, SLG: 0.398 Paul Bako, L (1, 2) OBP: 0.265, SLG: 0.327						K					0	0	0	0	0	0	0							
Rey Sanchez, R (1, 6) OBP: 0.313, SLG: 0.355											3	0	0	0	1	0	3							
John Burkett, R (1, 1) OBP: 0.199, SLG: 0.111 Bernard Gilkey, R (7, PH) OBP: 0.390, SLG: 0.432 Mike Reithinger, L (8, 1) 29 John Smoltz, R (9, 1) Mark DeRosa, R (9, PH) OBP: 0.361, SLG: 0.371 Steve Karsay, R (10, 1)						K					2	0	0	0	0	1	3							
<b>Inning Stats</b>	R: 0 H: 0 E: 0 K: 1 S: 11	H: 0 LOB: 0 BB: 0 P: 14	R: 0 H: 1 E: 1 K: 0 S: 12	H: 1 LOB: 3 BB: 1 P: 20	R: 0 H: 1 E: 0 K: 0 S: 8	H: 1 LOB: 1 BB: 1 P: 13	R: 0 H: 0 E: 0 K: 3 S: 9	H: 0 LOB: 0 BB: 0 P: 13	R: 0 H: 0 E: 0 K: 1 S: 7	H: 0 LOB: 0 BB: 0 P: 9	R: 1 H: 1 E: 0 K: 0 S: 15	H: 1 LOB: 3 BB: 3 P: 31	R: 0 H: 0 E: 0 K: 0 S: 9	H: 0 LOB: 1 BB: 1 P: 17	R: 0 H: 0 E: 0 K: 1 S: 6	H: 0 LOB: 0 BB: 0 P: 7	R: 0 H: 0 E: 0 K: 1 S: 8		H: 0 LOB: 0 BB: 0 P: 11	R: 0 H: 1 E: 0 K: 0 S: 8	H: 1 LOB: 1 BB: 0 P: 9	1B: 2 2B: 2 3B: 0 HR: 0	SF: 0 SAC: 0 DP: 1 HBP: 0	
<b>PITCHER</b>	IP WLS BF H R ER SO BB IBB HBP BLK WP HR S P ERA WHIP																							
Kevin Jarvis, R (1, 1) ERA: 4.92	5.2		24	3	1	1	5	3	1	0	0	0	0	0	57	91	1.59	1.059						
Chuck McElroy, L (6, 1) ERA: 4.89	1.1	B	6	0	0	0	0	2	0	0	0	0	0	0	14	26	0.00	1.500						
Rudy Seanez, R (8, 1) ERA: 2.61	1.0		3	0	0	0	1	0	0	0	0	0	0	0	6	7	0.00	0.000						
Jose Nunez, L (9, 1) ERA: 5.56	1.0	W	3	0	0	0	1	0	0	0	0	0	0	0	8	11	0.00	0.000						
Trevor Hoffman, R (10, 1) ERA: 2.96	1.0	S	4	1	0	0	0	0	0	0	0	0	0	0	8	9	0.00	1.000						



Batter	1	2	3	4	5	6	7	8	9	AB R H RBI BB SO LOB	TOP									
<b>Damian Jackson, R</b> (1, 4) OBP: 0.326, SLG: 0.352	2-2 G4-3		0-0 F9		3-2 G5-3			2-1 G5-3		4 0 0 0 0 0 0										
<b>Mark Kotsay, L</b> (1, 8) OBP: 0.364, SLG: 0.443	3-2 F7		1-0 HR 1B			0-0 F7			2-1 HR	4 2 2 1 0 0 0										
<b>Ryan Klesko, L</b> (1, 3) OBP: 0.390, SLG: 0.528	1-0 F8		2-1 HR 1-H			0-1 P4			0-0 L3	4 1 1 2 0 0 0										
<b>Dave Magadan, L</b> (1, 5) OBP: 0.339, SLG: 0.361 <b>Rickey Henderson, R</b> (9, PH) OBP: 0.348, SLG: 0.323		1-3 K	0-0 F7			1-0 G4-3			3-3 K	3 0 0 0 0 1 0 1 0 0 0 0 1 0										
<b>Ray Lankford, L</b> (1, 7) OBP: 0.348, SLG: 0.498		0-0 E3		0-1 F7			1-3 K		0-3 K	4 0 0 0 0 2 0										
<b>Bubba Trammell, R</b> (1, 9) OBP: 0.344, SLG: 0.489		1-2 F8		2-1 F8			0-0 G6-3			3 0 0 0 0 0 1										
<b>Ben Davis, S</b> (1, 2) OBP: 0.360, SLG: 0.365		4-2 FC4-6 BB		1-2 L8			0-1 L8			2 0 0 0 1 0 0										
<b>D'Angelo Jimenez, S</b> (1, 6) OBP: 0.341, SLG: 0.338		2-1 FC4-6 1-2f			0-0 F7			3-2 F7		3 0 0 0 0 0 2										
<b>Brian Tollberg, R</b> (1, 1) OBP: 0.200, SLG: 0.130 <b>Chuck McElroy, L</b> (7, 1) <b>Jeremy Fikac, R</b> (7, 1) <b>Tony Gwynn, L</b> (8, PH) OBP: 0.429, SLG: 0.545 <b>David Lundquist, R</b> (8, 1)			0-3 K		0-2 G5-3			1-0 F8		2 0 0 0 0 1 0 0 0 0 0 0 0 0 0 0 0 0 0 0 0 1 0 0 0 0 0 0 0 0 0 0 0 0 0										
<b>Inning Stats</b>	R: 0 E: 0 K: 0 S: 8	H: 0 LOB: 0 BB: 0 P: 14	R: 0 E: 1 K: 1 S: 11	H: 0 LOB: 2 BB: 1 P: 19	R: 2 E: 0 K: 1 S: 8	H: 2 LOB: 0 BB: 0 P: 11	R: 0 E: 0 K: 0 S: 7	H: 0 LOB: 0 BB: 0 P: 10	R: 0 E: 0 K: 0 S: 7	H: 0 LOB: 0 BB: 0 P: 10	R: 0 E: 0 K: 1 S: 6	H: 0 LOB: 0 BB: 0 P: 7	R: 0 E: 0 K: 0 S: 8	H: 0 LOB: 0 BB: 0 P: 14	R: 1 E: 0 K: 2 S: 11	H: 1 LOB: 0 BB: 0 P: 16	1B: 1 2B: 0 3B: 0 HR: 2	SF: 0 SAC: 0 DP: 0 HBP: 0	WP: 0 PB: 0 SB: 1 CS: 0	PA: 32
<b>PITCHER</b>	IP WLS BF H R ER SO BB IBB HBP BLK WP HR S P ERA WHIP																			
<b>Greg Maddux, R</b> (1, 1) ERA: 2.86	8.0 W 29 3 3 3 3 1 0 0 0 0 0 2 61 94 3.38 0.500																			
<b>Mike Remlinger, L</b> (9, 1) ERA: 2.6	1.0 S 3 0 0 0 2 0 0 0 0 0 0 0 9 12 0.00 0.000																			

San Diego Padres @ Atlanta Braves  
Turner Field, Atlanta, GA  
Wed Aug 22 2001, 7:05 PM EDT  
Att. 22,787 - Sunny - 86 F

livebaseballscorecards.com

AB 31  
R 3  
H 3  
RBI 3  
BB 1  
SO 5  
LOB 3



Batter	1	2	3	4	5	6	7	8	9	AB	R	H	RBI	BB	SO	LOB
Marcus Giles, R OBP: 0.338, SLG: 0.424 (1, 4)	3-2 G3 10 1B 2B	2-2 FC6-4 1-2f			0-0 G6-3		2-1 S 1B	1-2 F8		5	1	2	0	0	0	2
B.J. Surhoff, L OBP: 0.309, SLG: 0.395 (1, 7)	0-0 G3 2-3		1-1 G4-3		3-1 HR		0-1 F8			4	1	1	1	0	0	2
10 Chipper Jones, S OBP: 0.417, SLG: 0.610 (1, 5)	0-1 HR 1B 3-H		0-1 HR		0-0 G3-1		3-1 F8			4	2	2	2	0	0	1
Brian Jordan, R OBP: 0.326, SLG: 0.486 (1, 9)	2-1 HR 1-H		1-2 P3		1-2 F8		4-0 1-2 IBB			3	1	1	2	1	0	0
Ken Caminiti, S OBP: 0.329, SLG: 0.444 (1, 3)	0-0 P4		0-3 K		1-0 1B FC6-2 2B		0-0 G5-3			3	0	1	0	0	1	0
Wes Helms, R OBP: 0.290, SLG: 0.405 (6, PR) (7, 3)										1	0	0	0	0	0	2
Andruw Jones, R OBP: 0.313, SLG: 0.446 (1, 8)	3-2 G6-3				1-2 F7		1-1 FC6-2 1B	0-0 F8		4	0	1	0	0	0	0
Rey Sanchez, R OBP: 0.315, SLG: 0.358 (1, 6)		0-3 K			0-1 G4-3 S 1B		2-0 FC6-2 FC6-4	0-0 G4-3 1B 2B		4	1	2	0	0	1	3
Paul Bako, L OBP: 0.256, SLG: 0.314 (1, 2)		1-0 G1-3			1-0 G4-3		2-3 K	0-2 G4-3		4	0	0	0	0	1	4
Greg Maddux, R OBP: 0.224, SLG: 0.182 (1, 1)		0-0 FC6-4 1B			2-2 L4		0-0 FC6-4 1-2f	1-0 1B		4	0	2	1	0	0	3
Mike Remlinger, L (9, 1)										0	0	0	0	0	0	0

Inning Stats	R: 3	H: 3	E: 0	LOB: 0	K: 0	S: 16	P: 24	R: 0	H: 1	E: 0	LOB: 1	K: 1	S: 8	P: 11	R: 1	H: 1	E: 0	LOB: 0	K: 1	S: 11	R: 0	H: 1	E: 0	LOB: 1	K: 0	S: 9	R: 1	H: 1	E: 0	LOB: 0	K: 0	S: 7	R: 0	H: 2	E: 0	LOB: 2	K: 1	S: 8	R: 0	H: 1	E: 0	LOB: 2	K: 0	S: 7	R: 1	H: 2	E: 0	LOB: 1	K: 0	S: 11	P: 13
--------------	------	------	------	--------	------	-------	-------	------	------	------	--------	------	------	-------	------	------	------	--------	------	-------	------	------	------	--------	------	------	------	------	------	--------	------	------	------	------	------	--------	------	------	------	------	------	--------	------	------	------	------	------	--------	------	-------	-------

PITCHER	IP	WLS	BF	H	R	ER	SO	BB	IBB	HBP	BLK	WP	HR	S	P	ERA	WHIP
Brian Tollberg, R ERA: 4.0 (1, 1)	6.0	L	28	10	5	5	3	0	0	0	0	0	3	61	90	7.50	1.667
Chuck McElroy, L ERA: 4.84 (7, 1)	0.2		3	0	0	0	0	0	1	0	0	0	0	4	11	0.00	0.000
Jeremy Fikac, R ERA: (7, 1)	0.1		1	0	0	0	0	0	0	0	0	0	0	1	1	0.00	0.000
David Lundquist, R ERA: 3.18 (8, 1)	1.0		5	2	1	1	0	0	0	0	0	0	0	11	13	9.00	2.000

**BOTTOM**


**San Diego Padres @ Atlanta Braves**  
Turner Field, Atlanta, GA

Wed Aug 22 2001, 7:05 PM EDT  
Att. 22,787 - Sunny - 86 F

AB	36
R	6
H	12
RBI	6
BB	1
SO	3
LOB	17

livebaseballscorecards.com

WP: 0 PA: 37  
PB: 0  
SB: 2  
CS: 0





Batter	1	2	3	4	5	6	7	8	9	AB R H RBI BB SO LOB	TOP		
<b>Damian Jackson, R</b> (1, 4) OBP: 0.325, SLG: 0.349	0-2 F9		4-2 G4-3 SF9 BB		3-3 K			0-1 G4-3		3 1 0 0 1 1 0	<b>San Diego Padres @ Atlanta Braves</b> Turner Field, Atlanta, GA Thu Aug 23 2001, 7:35 PM EDT Att. 26,043 - Sunny - 81 F		
<b>Mark Kotsay, L</b> (1, 8) OBP: 0.365, SLG: 0.446	3-2 S 1B		2-1 G4-3		1-1 2B			2-3 K		4 0 2 0 0 1 1			
<b>Ryan Klesko, L</b> (1, 3) OBP: 0.389, SLG: 0.525	1-1 F4		2-2 SF9		2-0 P6			4-1 S BB		2 0 0 1 1 0 2			
<b>Phil Nevin, R</b> (1, 5) OBP: 0.395, SLG: 0.590	3-2 F9		3-H 1-0 1B		1-3 K			0-3 K		4 0 1 0 0 2 2			
<b>Ray Lankford, L</b> (1, 7) OBP: 0.344, SLG: 0.492		1-2 G1-3	3-3 K		2-1 F7			3-3 K		4 0 0 0 0 2 1			
<b>Bubba Trammell, R</b> (1, 9) OBP: 0.341, SLG: 0.483		0-1 F8		1-1 L4		3-0 G6-3		1-3 K		4 0 0 0 0 1 0			
<b>Ben Davis, S</b> (1, 2) OBP: 0.358, SLG: 0.363		1-2 1B 1B 1B		1-3 K		2-0 F7		1-3 K		4 1 1 0 0 2 0			
<b>D'Angelo Jimenez, S</b> (1, 6) OBP: 0.341, SLG: 0.338		2-2 1B 1-3 1B		1-3 K		3-2 G6-3				3 0 1 0 0 1 0			
<b>Brian Lawrence, R</b> (1, 1) OBP: 0.231, SLG: 0.385 <b>Rickey Henderson, R</b> (7, PH) OBP: 0.347, SLG: 0.322 <b>Jeremy Fikac, R</b> (7, 1) <b>Jose Nunez, L</b> (8, 1) <b>Rudy Seanez, R</b> (8, 1)		1-1 1-3 3-H 1B		0-0 G4-3		1-2 F9				2 0 1 1 0 0 0 1 0			
<b>Inning Stats</b>	R: 0 H: 1 E: 0 LOB: 1 K: 0 BB: 0 S: 12 P: 18	R: 1 H: 3 E: 0 LOB: 2 K: 0 BB: 0 S: 15 P: 20	R: 1 H: 1 E: 0 LOB: 1 K: 1 BB: 1 S: 12 P: 24	R: 0 H: 0 E: 0 LOB: 0 K: 2 BB: 0 S: 8 P: 11	R: 0 H: 1 E: 0 LOB: 1 K: 1 BB: 0 S: 7 P: 13	R: 0 H: 0 E: 0 LOB: 0 K: 1 BB: 0 S: 6 P: 12	R: 0 H: 0 E: 0 LOB: 0 K: 0 BB: 0 S: 9 P: 15	R: 0 H: 0 E: 0 LOB: 1 K: 2 BB: 1 S: 11 P: 17	R: 0 H: 0 E: 0 LOB: 0 K: 3 BB: 0 S: 11 P: 16	1B: 5 SF: 1 2B: 1 SAC: 0 3B: 0 DP: 0 HR: 0 HBP: 0	WP: 0 PA: 34 PB: 0 SB: 3 CS: 0		
<b>PITCHER</b>	IP WLS BF H R ER SO BB IBB HBP BLK WP HR S P ERA WHIP											<b>PITCHER</b>	IP WLS BF H R ER SO BB IBB HBP BLK WP HR S P ERA WHIP
<b>Kevin Millwood, R</b> (1, 1) ERA: 4.05	7.0 W 27 6 2 2 5 1 0 0 0 0 0 0 69 113 2.57 1.000												
<b>Steve Karsay, R</b> (8, 1) ERA: 1.88	1.0 H 4 0 0 0 2 1 0 0 0 0 0 0 11 17 0.00 1.000												
<b>29 John Smoltz, R</b> (9, 1) ERA: 3.7	1.0 S 3 0 0 0 3 0 0 0 0 0 0 0 11 16 0.00 0.000												

livebaseballscorecards.com

AB	31
R	2
H	6
RBI	2
BB	2
SO	10
LOB	6



Batter	1	2	3	4	5	6	7	8	9	AB	R	H	RBI	BB	SO	LOB
Marcus Giles, R OBP: 0.336, SLG: 0.419 (1, 4)	F9		F8		G6-3			FC3-8 1B		4	0	1	0	0	0	0
B.J. Surhoff, L OBP: 0.311, SLG: 0.401 (1, 7)	G4-3					10 F8 SF9 2B		FC3-6 10 BB 1-2f		4	1	2	0	0	0	1
10 Chipper Jones, S OBP: 0.420, SLG: 0.609 (1, 5)	1B BB		G5-4-3 IBB			F8 2-3		1-2 BB		1	1	0	0	3	0	1
Brian Jordan, R OBP: 0.325, SLG: 0.485 (1, 9)	1B E 1B		G5-4-3 1-2f			SF9 3-H		1-3 K		3	1	1	1	0	1	4
Ken Caminiti, S OBP: 0.329, SLG: 0.443 (1, 3)	E7 1B				K			G3-1		3	0	1	1	0	2	0
Wes Helms, R OBP: 0.288, SLG: 0.403 (7, 3)						K				1	0	0	0	0	0	2
Andruw Jones, R OBP: 0.313, SLG: 0.446 (1, 8)	G6-3				G1-3			SH3 1B		3	0	1	0	0	0	1
Javy Lopez, R OBP: 0.297, SLG: 0.397 (1, 2)			G4-3 HBP		G6-3			SH3		1	0	0	0	0	0	0
Rey Sanchez, R OBP: 0.313, SLG: 0.356 (1, 6)			G4-3 1-2f			L7		G1-3		3	0	0	0	0	0	2
Kevin Millwood, R OBP: 0.074, SLG: 0.074 (1, 1)			G5-3			F8		G4-3		2	0	0	0	0	0	0
Dave Martinez, L OBP: 0.359, SLG: 0.414 (7, PH)										1	0	0	0	0	0	1
Steve Karsay, R (8, 1)										0	0	0	0	0	0	0
29 John Smoltz, R (9, 1)										0	0	0	0	0	0	0

Inning Stats	R: 2	H: 2	E: 1	K: 0	S: 12	H: 2	LOB: 1	BB: 1	P: 18	R: 0	H: 0	E: 0	K: 0	S: 7	R: 0	H: 1	E: 0	K: 0	S: 5	R: 0	H: 0	E: 0	K: 1	S: 10	R: 0	H: 0	E: 0	K: 0	S: 7	R: 1	H: 1	E: 0	K: 1	S: 9	R: 0	H: 1	E: 0	K: 0	S: 10	R: 0	H: 1	E: 0	K: 1	S: 10	R: 0	H: 1	E: 0	K: 1	S: 10
--------------	------	------	------	------	-------	------	--------	-------	-------	------	------	------	------	------	------	------	------	------	------	------	------	------	------	-------	------	------	------	------	------	------	------	------	------	------	------	------	------	------	-------	------	------	------	------	-------	------	------	------	------	-------

**BOTTOM**

**San Diego Padres @ Atlanta Braves**  
Turner Field, Atlanta, GA

Thu Aug 23 2001, 7:35 PM EDT  
Att: 26,043 - Sunny - 81 F

AB	26
R	3
H	6
RBI	2
BB	3
SO	3
LOB	12

livebaseballscores.com

**Braves**

WP: 0	PA: 32
PB: 0	
SB: 0	
CS: 0	

PITCHER	IP	WLS	BF	H	R	ER	SO	BB	IBB	HBP	BLK	WP	HR	S	P	ERA	WHIP
Brian Lawrence, R ERA: 3.38 (1, 1)	6.0	L	23	4	3	2	2	1	1	1	0	0	0	50	78	3.00	0.833
Jeremy Fikac, R ERA: (7, 1)	1.0		5	2	0	0	0	0	0	0	0	0	0	11	17	0.00	2.000
Jose Nunez, L ERA: 5.52 (8, 1)	0.1		2	0	0	0	0	1	0	0	0	0	0	5	9	0.00	3.000
Rudy Seanez, R ERA: 2.53 (8, 1)	0.2		2	0	0	0	1	0	0	0	0	0	0	4	5	0.00	0.000



Batter	1	2	3	4	5	6	7	8	9	AB R H RBI BB SO LOB	TOP											
Rickey Henderson, R OBP: 0.347, SLG: 0.318 (1, 7)	2-1 F8		4-0 BB		0-1 G6-4-3		4-1 BB 1B BB	2-2 F3		3 0 0 0 2 0 3												
Mark Kotsay, L OBP: 0.368, SLG: 0.449 (1, 8)	4-0 BB		0-0 G3			0-1 2B	1-2 BB 1B 2-3		2-2 G1-3	4 1 2 0 1 0 1												
Ryan Klesko, L OBP: 0.388, SLG: 0.524 (1, 3)	1-3 K			1-1 G4-3		0-0 BB 2B G4-6-3	1-1 P5		1-3 K	5 1 1 1 0 2 4												
Phil Nevin, R OBP: 0.399, SLG: 0.590 (1, 5)	1-1 G6-3			4-2 1B BB		4-0 G4-6-3 BB	4-0 BB		1-0 E 1B	2 0 1 1 3 0 1												
Ray Lankford, L OBP: 0.345, SLG: 0.489 (1, 9)		1-2 F8		3-2 1B		4-0 G4-6-3 BB	0-1 F7		2-2 E4	4 0 1 0 1 0 4												
Ben Davis, S OBP: 0.357, SLG: 0.361 (1, 2)		3-3 K		2-3 K		0-0 G4-6-3		1-0 F8 BB 1B	0-3 K	5 0 1 0 0 3 6												
Damian Jackson, R OBP: 0.322, SLG: 0.345 (1, 4)		1-3 K		3-2 P4		2-2 P6		3-3 K		4 0 0 0 0 2 4												
D'Angelo Jimenez, S OBP: 0.344, SLG: 0.344 (1, 6)			0-0 G4-3		2-3 K		2-2 1B BB 2B	4-2 BB		3 1 1 0 1 1 0												
Bobby Jones, R OBP: 0.173, SLG: 0.180 (1, 1)			2-3 K		1-1 G6-4-3 1B		3-3 K	1-0 F8		2 0 1 0 0 1 0												
Dave Magadan, L OBP: 0.336, SLG: 0.358 (7, PH)										1 0 0 0 0 1 1												
David Lundquist, R (7, 1)										0 0 0 0 0 0 0												
Tony Gwynn, L OBP: 0.424, SLG: 0.538 (8, PH)										1 0 0 0 0 0 2												
Chuck McElroy, L (8, 1)										0 0 0 0 0 0 0												
<b>Inning Stats</b>	R: 0 E: 0 K: 1 S: 7	H: 0 LOB: 1 BB: 1 P: 15	R: 0 E: 0 K: 2 S: 11	H: 0 LOB: 0 BB: 0 P: 16	R: 0 E: 0 K: 1 S: 5	H: 0 LOB: 1 BB: 1 P: 11	R: 0 E: 0 K: 1 S: 7	H: 1 LOB: 2 BB: 1 P: 27	R: 0 E: 0 K: 1 S: 7	H: 1 LOB: 0 BB: 0 P: 10	R: 2 E: 0 K: 0 S: 7	H: 2 LOB: 1 BB: 2 P: 17	R: 1 E: 0 K: 1 S: 15	H: 2 LOB: 3 BB: 2 P: 30	R: 0 E: 0 K: 1 S: 10	H: 1 LOB: 2 BB: 1 P: 21	R: 0 E: 1 K: 2 S: 13	H: 1 LOB: 2 BB: 0 P: 19	1B: 5 2B: 3 3B: 0 HR: 0	SF: 0 SAC: 0 DP: 2 HBP: 0	WP: 0 PB: 0 SB: 0 CS: 0	PA: 42
<b>PITCHER</b>	IP WLS BF H R ER SO BB IBB HBP BLK WP HR S P ERA WHIP																					
Matt Clement, R ERA: 5.14 (1, 1)	5.0 W 23 4 2 2 6 5 0 0 0 0 0 47 90 3.60 1.800																					
Vladimir Nunez, R ERA: 3.29 (6, 1)	1.1 H 5 1 1 1 1 1 0 0 0 0 0 12 23 6.75 1.500																					
Armando Almanza, L ERA: 4.42 (7, 1)	0.1 H 2 1 0 0 0 0 0 0 0 0 0 5 7 0.00 3.000																					
Braden Looper, R ERA: 3.93 (7, 1)	1.1 H 7 1 0 0 1 2 0 0 0 0 0 12 27 0.00 2.250																					
Antonio Alfonseca, R ERA: 2.36 (9, 1)	1.0 S 5 1 0 0 2 0 0 0 0 0 0 13 19 0.00 1.000																					

San Diego Padres @ Florida Marlins  
 Pro Player Stadium, Miami, FL  
 Fri Aug 24 2001, 7:05 PM EDT  
 Att. 11,277 - Sunny - 87 F

livebaseballscorecards.com

AB	34
R	3
H	8
RBI	2
BB	8
SO	10
LOB	26







Batter	1	2	3	4	5	6	7	8	9	AB R H RBI BB SO LOB	TOP										
Rickey Henderson, R OBP: 0.348, SLG: 0.318 (1, 7)	0-1 P3	2-2 E7 1B		3-3 K		4-0 BB			1-2 G4-3	4 0 1 2 1 1 0											
Mark Kotsay, L OBP: 0.369, SLG: 0.448 Mike Darr, L OBP: 0.361, SLG: 0.326 (9, PH) (9, 8)	4-1 BB	2-2 F8			1-1 G6-3 1B	1-1 CS	2-2 F5		3-2 BB HR 2B	3 0 1 0 1 0 2 1 1 1 0 0 0 0											
Ryan Klesko, L OBP: 0.390, SLG: 0.521 (1, 3)	4-2 SAFE BB		4-1 S 2B BB		0-1 G6-3		0-0 G4-3		4-0 BB HR IBB	2 2 0 0 3 0 1											
Phil Nevin, R OBP: 0.399, SLG: 0.587 (1, 5)	0-0 G5-3		2-3 K		2-1 E6 1B		1-3 K		4-2 HR BB	4 1 1 0 1 2 2											
Bubba Trammell, R OBP: 0.344, SLG: 0.490 (1, 9)		4-1 2B E BB	1-1 F3		4-0 IBB			0-1 F8	2-2 HR	3 2 1 4 2 0 1											
Wiki Gonzalez, R OBP: 0.350, SLG: 0.509 (1, 2)		2-1 F8	2-2 1-H 2B		2-1 G5-3			3-2 FC6-4 HBP	1-2 1B	4 0 2 1 0 0 3											
D'Angelo Jimenez, S OBP: 0.340, SLG: 0.345 (1, 6)		0-1 E 2B	1-3 K			0-0 F8		0-0 F8	1-3 K	5 1 1 0 0 2 3											
Damian Jackson, R OBP: 0.324, SLG: 0.343 (1, 4)		4-0 E BB		0-0 F9		4-2 CS SH1-4 BB		1-2 FC6-4		2 0 0 0 2 0 1											
Junior Herndon, R Jeremy Fikac, R Jose Nunez, L Rudy Seanez, R Dave Magadan, L David Lundquist, R (1, 1) (6, 1) (8, 1) (8, 1) (9, PH) (9, 1)		1-3 K	1-3 K		0-1 SH1-4				3-1 F8	2 0 0 0 0 2 3 0 1 0 0 0 0 0 0 0 0 0 0 0 0 0											
<b>Inning Stats</b>	R: 0 E: 0 K: 0 S: 6	H: 0 LOB: 1 BB: 2 P: 14	R: 2 E: 1 K: 1 S: 15	H: 2 LOB: 2 BB: 2 P: 30	R: 1 E: 0 K: 2 S: 13	H: 1 LOB: 1 BB: 1 P: 23	R: 0 E: 0 K: 2 S: 7	H: 0 LOB: 0 BB: 0 P: 11	R: 0 E: 1 K: 0 S: 8	H: 2 LOB: 2 BB: 1 P: 17	R: 0 E: 0 K: 1 S: 7	H: 0 LOB: 0 BB: 0 P: 10	R: 0 E: 0 K: 0 S: 8	H: 0 LOB: 1 BB: 0 P: 12	R: 4 E: 0 K: 1 S: 20	H: 3 LOB: 1 BB: 2 P: 39	1B: 4 2B: 3 3B: 0 HR: 1	SF: 0 SAC: 1 DP: 1 HBP: 1	WP: 0 PB: 0 SB: 1 CS: 1	PA: 44	
<b>PITCHER</b>	IP WLS BF H R ER SO BB IBB HBP BLK WP HR S P ERA WHIP																			<b>PITCHER</b>	IP WLS BF H R ER SO BB IBB HBP BLK WP HR S P ERA WHIP
Jesus Sanchez, L ERA: 4.62 (1, 1)	6.2 L 30 5 3 3 5 7 1 0 0 0 0 61 118 4.05 1.800																				
Juan Acevedo, R ERA: 5.02 (7, 1)	0.1 1 0 0 0 1 0 0 0 0 0 0 0 3 4 0.00 0.000																				
Ricky Bones, R ERA: 4.91 (8, 1)	1.2 10 2 4 4 0 1 1 1 0 0 1 21 42 21.60 1.800																				
Benito Baez, L ERA: (9, 1)	0.1 2 1 0 0 1 0 0 0 0 0 0 0 7 9 0.00 3.000																				

San Diego Padres @ Florida Marlins  
 Pro Player Stadium, Miami, FL  
 Sat Aug 25 2001, 7:05 PM EDT  
 Att. 16,322 - Sunny - 88 F

livebaseballscorecards.com

AB	31
R	7
H	8
RBI	7
BB	10
SO	7
LOB	16



Batter	1	2	3	4	5	6	7	8	9	AB R H RBI BB SO LOB
Luis Castillo, S OBP: 0.356, SLG: 0.351 (1, 4)	1-2 F8	2-3 K			4-1 2B BB		0-0 G6-3		1-3 K	4 0 0 0 1 2 4
Derrek Lee, R OBP: 0.332, SLG: 0.475 (1, 3)	2-0 2B		2-0 G5-4-3 1B HBP		2-1 F7		0-2 G1-3			3 0 1 0 0 0 1
Cliff Floyd, L OBP: 0.403, SLG: 0.628 (1, 7)	4-2 G1-4-3 BB		0-1 G5-4-3 1B		0-0 1-H 2B			1-3 K		3 0 2 0 1 1 0
Preston Wilson, R OBP: 0.317, SLG: 0.459 (1, 8)	0-0 G1-4-3 1-2f		1-2 G5-4-3 1-2f 2-3		0-1 HR		3-3 K			4 1 1 1 0 1 4
Mike Lowell, R OBP: 0.346, SLG: 0.462 (1, 5)		1-1 G4-3	2-1 G5-3		3-2 F9		2-2 1B			4 0 1 0 0 0 1
Kevin Millar, R OBP: 0.367, SLG: 0.549 (1, 9)		2-1 E6 1B BB		2-1 G6-3		2-1 1B		2-1 F8		4 0 1 0 0 0 1
Charles Johnson, R OBP: 0.342, SLG: 0.500 (1, 2)		2-2 F8		2-0 L8		2-0 L6		3-3 K		4 0 0 0 0 1 2
Alex Gonzalez, R OBP: 0.317, SLG: 0.397 (1, 6)		4-2 1B BB		0-2 G6-3		2-3 K		3-1 G3-1 2B		3 0 1 0 1 1 1
Jesus Sanchez, L OBP: 0.280, SLG: 0.250 (7, 1) Juan Acevedo, R OBP: 0.590, SLG: 1.000 (7, PH) Andy Fox, L OBP: 0.231, SLG: 0.182 (8, 1) Ricky Bones, R OBP: 0.333, SLG: 0.500 (9, 1) Benito Baez, L OBP: 0.304, SLG: 0.407 (9, PH)		0-0 1B			2-2 G4-3		2-2 G4-3		2-2 G3-1 2-3	2 0 1 0 0 0 0 0 0 0 0 0 0 0 1 0 1 0 0 0 0 0 1

Inning Stats	R: 0 E: 0 K: 8	H: 1 LOB: 1 BB: 1 P: 15	R: 0 E: 1 K: 14	H: 1 LOB: 3 BB: 1 P: 25	R: 0 E: 0 K: 7	H: 0 LOB: 0 BB: 0 P: 10	R: 0 E: 0 K: 7	H: 1 LOB: 2 BB: 1 P: 15	R: 1 E: 0 K: 11	H: 2 LOB: 1 BB: 0 P: 20	R: 0 E: 0 K: 8	H: 0 LOB: 0 BB: 0 P: 10	R: 0 E: 0 K: 12	H: 1 LOB: 1 BB: 0 P: 20	R: 0 E: 0 K: 17	H: 1 LOB: 1 BB: 0 P: 26	1B: 4 2B: 3 3B: 0 HR: 1	SF: 0 SAC: 0 DP: 2 HBP: 1
--------------	----------------------	----------------------------------	-----------------------	----------------------------------	----------------------	----------------------------------	----------------------	----------------------------------	-----------------------	----------------------------------	----------------------	----------------------------------	-----------------------	----------------------------------	-----------------------	----------------------------------	----------------------------------	------------------------------------

**BOTTOM**

**San Diego Padres @ Florida Marlins**  
Pro Player Stadium, Miami, FL

Sat Aug 25 2001, 7:05 PM EDT  
Att: 16,322 - Sunny - 88 F

AB	33
R	1
H	8
RBI	1
BB	3
SO	6
LOB	15



PITCHER	IP	WLS	BF	H	R	ER	SO	BB	IBB	HBP	BLK	WP	HR	S	P	ERA	WHIP
Junior Herndon, R ERA: 2.51 (1, 1)	5.1	W	24	6	1	1	1	3	0	0	0	0	1	49	89	1.69	1.688
Jeremy Fikac, R ERA: (6, 1)	1.2	H	5	0	0	0	1	0	0	0	0	0	0	12	18	0.00	0.000
Jose Nunez, L ERA: 5.48 (8, 1)	0.1	H	1	0	0	0	1	0	0	0	0	0	0	3	4	0.00	0.000
Rudy Seanez, R ERA: 2.45 (8, 1)	0.2	H	3	1	0	0	1	0	0	0	0	0	0	9	16	0.00	1.500
David Lundquist, R ERA: 3.52 (9, 1)	1.0		4	1	0	0	2	0	0	0	0	0	0	17	26	0.00	1.000





Batter	1	2	3	4	5	6	7	8	9	AB	R	H	RBI	BB	SO	LOB
Dave Berg, R OBP: 0.276, SLG: 0.356 (1, 4)	F9	FC6			FC5-4 BB		G6-3		BB L6-4	3	0	0	0	2	0	3
Alex Gonzalez, R OBP: 0.316, SLG: 0.394 (1, 6)	1B		G5-3		FC5-4			F9	L6-4	5	0	1	0	0	0	4
Cliff Floyd, L OBP: 0.400, SLG: 0.622 (1, 7)	F5		G1-3		K			G1-3		4	0	0	0	0	1	2
Preston Wilson, R OBP: 0.322, SLG: 0.461 (1, 8)	G1-3						FC4-9-6 1B	1B BB		3	0	2	0	1	0	1
Mike Lowell, R OBP: 0.348, SLG: 0.464 (1, 5)		1B 2B	F7				F7	1B		4	0	2	0	0	0	2
Kevin Millar, R OBP: 0.366, SLG: 0.544 (1, 3)					K		FC4-9-6	F8		3	0	0	0	1	1	3
John Mabry, L OBP: 0.305, SLG: 0.405 (1, 9)									FC3-6 1B BB	3	0	1	0	0	0	3
Benito Baez, L (7, 1)		P1					F7			0	0	0	0	0	0	0
Armando Almanza, L (8, 1)					G4-6-3 1B					0	0	0	0	0	0	0
Vladimir Nunez, R (9, 1)										0	0	0	0	0	1	0
Derrek Lee, R OBP: 0.333, SLG: 0.475 (9, PH)										0	0	0	0	0	1	0
Mike Redmond, R OBP: 0.413, SLG: 0.487 (1, 2)					G4-6-3			G6-3		4	0	2	0	0	0	1
Brad Penny, R OBP: 0.176, SLG: 0.220 (1, 1)									FC3-6 1B	2	0	0	0	0	1	3
Eric Owens, R OBP: 0.296, SLG: 0.341 (7, 9)								F9	FC3-6 L6-4 BB	2	0	0	0	0	0	2

Inning Stats	R: 0	H: 1	E: 0	K: 0	S: 10	R: 0	H: 2	E: 0	K: 1	S: 14	R: 0	H: 1	E: 0	K: 0	S: 6	R: 0	H: 1	E: 0	K: 1	S: 8	R: 0	H: 0	E: 0	K: 1	S: 10	R: 0	H: 1	E: 0	K: 0	S: 8	R: 0	H: 1	E: 0	K: 0	S: 5	R: 0	H: 1	E: 0	K: 0	S: 11	R: 0	H: 1	E: 0	K: 0	S: 13	1B: 7	2B: 2	3B: 0	HR: 0	SF: 0	SAC: 0	DP: 2	HBP: 0	WP: 0	PB: 0	SB: 0	CS: 0	PA: 38
--------------	------	------	------	------	-------	------	------	------	------	-------	------	------	------	------	------	------	------	------	------	------	------	------	------	------	-------	------	------	------	------	------	------	------	------	------	------	------	------	------	------	-------	------	------	------	------	-------	-------	-------	-------	-------	-------	--------	-------	--------	-------	-------	-------	-------	--------

PITCHER	IP	WLS	BF	H	R	ER	SO	BB	IBB	HBP	BLK	WP	HR	S	P	ERA	WHIP
Kevin Jarvis, R ERA: 4.71 (1, 1)	7.0	W	28	6	0	0	3	2	0	0	0	0	0	61	93	0.00	1.143
Chuck McElroy, L ERA: 4.65 (8, 1)	1.1		9	2	0	0	0	3	0	0	0	0	0	18	35	0.00	3.750
Jeremy Fikac, R ERA: (9, 1)	0.2		1	0	0	0	0	0	0	0	0	0	0	6	8	0.00	0.000

BOTTOM

San Diego Padres @ Florida Marlins  
 Pro Player Stadium, Miami, FL  
 Sun Aug 26 2001, 4:05 PM EDT  
 Att: 11,548 - Cloudy - 93 F

livebaseballscorecards.com

AB	33
R	0
H	8
RBI	0
BB	5
SO	3
LOB	24





Batter	1	2	3	4	5	6	7	8	9	AB R H RBI BB SO LOB	TOP											
D'Angelo Jimenez, S OBP: 0.355, SLG: 0.356 (1, 6)	1-1 HBP S 1B		4-1 3B BB	4-0 1-2 BB	4-2 FC4-6 BB		3-2 L3 1-2		2-3 K	3 1 1 0 3 1 2												
Mike Darr, L OBP: 0.364, SLG: 0.340 (1, 8)	0-3 K		3-2 SF7 1-H 3B	0-1 SF7	1-2 FC4-6		1-3 K		1-1 F8	5 1 1 2 0 2 3												
Ryan Klesko, L OBP: 0.392, SLG: 0.523 (1, 3)	3-3 K 1-2		0-0 SF7	3-2 P6		3-1 E SF8 1B		2-0 E3 1B		4 1 1 1 0 1 3												
Phil Nevin, R OBP: 0.399, SLG: 0.590 Rudy Seanez, R (8, 1) Jeremy Fikac, R (8, 1)	4-2 HBP BB		0-3 K		1-0 HR	1-2 E1 SF8 1-3		1-1 1-2 1B		4 1 2 1 1 1 1 0 0 0 0 0 0 0 0 0 0 0 0 0 0												
Ray Lankford, L OBP: 0.353, SLG: 0.494 (1, 7)	1-0 1-2 2-3 HBP		2-2 FC5-4 1B	1-2 G6-3 HR 2B	4-2 BB		2-1 P4			2 1 2 0 1 0 0												
Bubba Trammell, R OBP: 0.338, SLG: 0.484 (1, 9)	3-2 F9		0-0 FC5-4	0-2 G6-3	2-2 SF8		0-0 F8			4 0 0 1 0 0 7												
Ben Davis, S OBP: 0.358, SLG: 0.370 (1, 2)		1-3 K		1-1 1B SF7 2B	4-2 HR BB	2-2 L6		3-2 F9		4 2 1 0 1 1 4												
Damian Jackson, R OBP: 0.324, SLG: 0.355 (1, 4)		1-3 K		1-3 K	2-1 HR	3-1 F7			3-3 K	5 1 1 3 0 3 3												
Brian Tollberg, R OBP: 0.214, SLG: 0.154 Rickey Henderson, R OBP: 0.353, SLG: 0.316 David Lundquist, R (6, 1) Dave Magadan, L OBP: 0.328, SLG: 0.348 (8, PH) (8, 5)		1-3 K		0-2 BB 1B	3-3 K		4-0 L3 BB		4-2 BB	3 0 1 0 0 2 0 0 0 0 0 2 0 0 0 0 0 0 0 0 0 1 0 0 0 0 0 2												
<b>Inning Stats</b>	R: 0 E: 0 K: 2 S: 18	H: 1 LOB: 3 BB: 1 P: 30	R: 0 E: 0 K: 3 S: 11	H: 0 LOB: 0 BB: 0 P: 14	R: 2 E: 0 K: 1 S: 12	H: 2 LOB: 1 BB: 1 P: 21	R: 1 E: 0 K: 1 S: 15	H: 2 LOB: 2 BB: 1 P: 24	R: 4 E: 0 K: 1 S: 20	H: 3 LOB: 1 BB: 2 P: 36	R: 1 E: 1 K: 0 S: 16	H: 1 LOB: 2 BB: 1 P: 31	R: 0 E: 0 K: 1 S: 6	H: 0 LOB: 0 BB: 1 P: 14	R: 0 E: 1 K: 0 S: 9	H: 1 LOB: 2 BB: 0 P: 17	R: 0 E: 0 K: 2 S: 11	H: 0 LOB: 1 BB: 1 P: 21	1B: 5 2B: 3 3B: 1 HR: 2	SF: 3 SAC: 0 DP: 1 HBP: 1	WP: 0 PB: 0 SB: 1 CS: 0	PA: 47
<b>PITCHER</b>	IP WLS BF H R ER SO BB IBB HBP BLK WP HR S P ERA WHIP																					
A.J. Burnett, R ERA: 4.38 (1, 1)	5.0 L 29 8 7 7 8 5 0 1 0 0 2 76 125 12.60 2.600																					
Juan Acevedo, R ERA: 4.8 (6, 1)	2.0 9 1 1 0 1 2 0 0 0 0 0 22 45 0.00 1.500																					
Braden Looper, R ERA: 3.86 (8, 1)	1.0 5 1 0 0 0 0 0 0 0 0 0 9 17 0.00 1.000																					
Armando Almanza, L ERA: 4.26 (9, 1)	1.0 4 0 0 0 2 1 0 0 0 0 0 11 21 0.00 1.000																					

San Diego Padres @ Florida Marlins  
 Pro Player Stadium, Miami, FL  
 Mon Aug 27 2001, 7:05 PM EDT  
 Att: 9,294 - Cloudy - 87 F

AB	35
R	8
H	10
RBI	8
BB	8
SO	11
LOB	25



livebaseballscorecards.com

Batter	1	2	3	4	5	6	7	8	9	AB R H RBI BB SO LOB
<b>Dave Berg, R</b> OBP: 0.280, SLG: 0.374 (1, 4)	2-1 HR		1-0 F9			4-2 BB			2-3 K	4 1 1 1 1 2 0
<b>Eric Owens, R</b> OBP: 0.298, SLG: 0.342 (1, 9)	1-2 BB 1B		0-0 1B			0-3 K			2-3 K	4 0 2 0 0 2 1
<b>Preston Wilson, R</b> OBP: 0.326, SLG: 0.461 (1, 8)	4-1 FC5-4 BB		2-3 K			0-1 1B SF7 1B		4-1 BB BB BB BB G6-4-3 BB		2 2 1 0 2 1 1
<b>Mike Lowell, R</b> OBP: 0.349, SLG: 0.463 (1, 5)	1-0 F8		0-0 F7			1-1 F8 1B 1B		4-1 G6-4-3 BB 1-2 BB		3 0 1 0 1 0 3
<b>Kevin Millar, R</b> OBP: 0.367, SLG: 0.543 (1, 7)	1-1 L8			0-0 G5-3		1-0 1B 1B		4-1 G6-4-3 BB 1-2 BB		3 0 1 0 1 0 2
<b>Derrek Lee, R</b> OBP: 0.331, SLG: 0.472 (1, 3)	1-2 FC5-4			0-3 K		1-1 SF7		1-2 G6-4-3 BB 1-2 BB		3 0 0 1 0 1 4
<b>Charles Johnson, R</b> OBP: 0.341, SLG: 0.497 (1, 2)				1-2 F3		1-0 F8		2-2 F9		4 0 1 0 0 0 3
<b>Alex Gonzalez, R</b> OBP: 0.313, SLG: 0.391 (1, 6)					0-0 F3		0-3 K		2-3 K	4 0 0 0 0 2 3
<b>A.J. Burnett, R</b> OBP: 0.143, SLG: 0.125 (1, 1)					1-2 F9				3-2 G4-3	1 0 0 0 0 0 0
<b>Andy Fox, L</b> OBP: 0.225, SLG: 0.176 (5, PH)										1 0 0 0 0 0 0
<b>Juan Acevedo, R</b> OBP: 0.500, SLG: 1.000 (6, 1)										0 0 0 0 0 0 0
<b>John Mabry, L</b> OBP: 0.303, SLG: 0.402 (7, PH)										1 0 0 0 0 0 0
<b>Braden Looper, R</b> OBP: 0.355, SLG: 0.351 (8, 1)										0 0 0 0 0 0 0
<b>Armando Almanza, L</b> OBP: 0.355, SLG: 0.351 (9, 1)										0 0 0 0 0 0 0
<b>Luis Castillo, S</b> OBP: 0.355, SLG: 0.351 (9, PH)										1 0 0 0 0 0 0

Inning Stats	R: 1 E: 0 K: 0 S: 14	H: 2 LOB: 2 BB: 1 P: 24	R: 0 E: 0 K: 0 S: 9	H: 1 LOB: 0 BB: 0 P: 14	R: 0 E: 0 K: 1 S: 6	H: 1 LOB: 1 BB: 0 P: 9	R: 0 E: 0 K: 1 S: 7	H: 0 LOB: 0 BB: 0 P: 8	R: 0 E: 0 K: 1 S: 11	H: 0 LOB: 1 BB: 1 P: 16	R: 1 E: 0 K: 1 S: 12	H: 3 LOB: 2 BB: 0 P: 16	R: 0 E: 0 K: 2 S: 11	H: 0 LOB: 0 BB: 0 P: 19	R: 1 E: 0 K: 10 S: 10	H: 0 LOB: 1 BB: 3 P: 25	R: 0 E: 0 K: 2 S: 9	H: 0 LOB: 0 BB: 0 P: 16	1B: 6 2B: 0 3B: 0 HR: 1	SF: 1 SAC: 0 DP: 2 HBP: 0	WP: 0 PB: 0 SB: 0 CS: 0	PA: 37	
<b>PITCHER</b>	IP	WLS	BF	H	R	ER	SO	BB	IBB	HBP	BLK	WP	HR	S	P	ERA	WHIP						
<b>Brian Tollberg, R</b> ERA: 3.97 (1, 1)	5.0		23	7	2	2	3	2	0	0	0	0	1	52	78	3.60	1.800						
<b>David Lundquist, R</b> ERA: 2.79 (6, 1)	2.0		6	0	0	0	3	0	0	0	0	0	0	18	28	0.00	0.000						
<b>Rudy Seanez, R</b> ERA: 2.86 (8, 1)	0.0		3	0	1	1	0	3	0	0	0	0	0	3	15	∞	∞						
<b>Jeremy Fikac, R</b> ERA: (8, 1)	2.0		5	0	0	0	2	0	0	0	0	0	0	16	26	0.00	0.000						

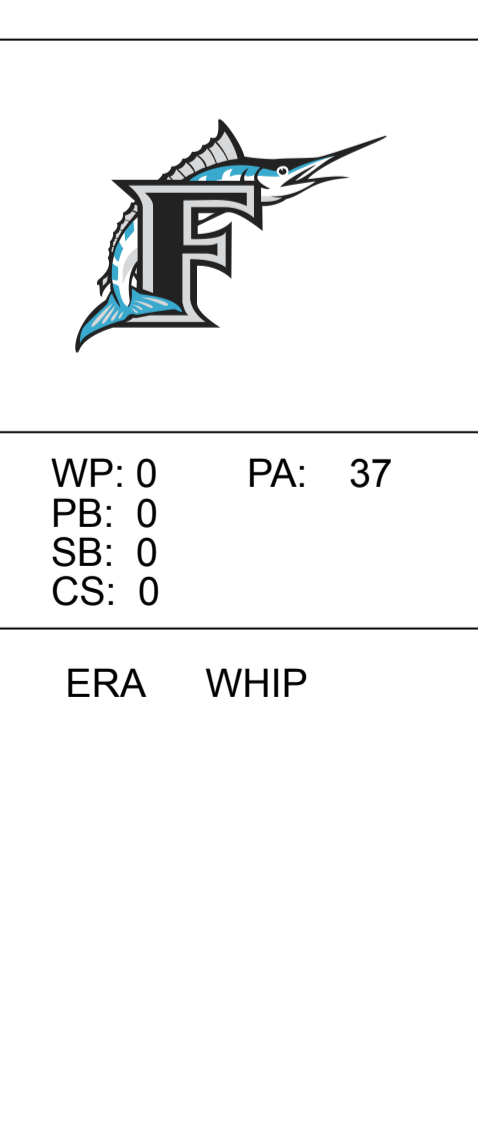
**BOTTOM**

**San Diego Padres @ Florida Marlins**  
Pro Player Stadium, Miami, FL

Mon Aug 27 2001, 7:05 PM EDT  
Att. 9,294 - Cloudy - 87 F

livebaseballscorecards.com

<b>AB</b>	<b>31</b>
<b>R</b>	<b>3</b>
<b>H</b>	<b>7</b>
<b>RBI</b>	<b>2</b>
<b>BB</b>	<b>5</b>
<b>SO</b>	<b>8</b>
<b>LOB</b>	<b>17</b>





Batter	1	2	3	4	5	6	7	8	9	AB R H RBI BB SO LOB	TOP											
D'Angelo Jimenez, S (1, 6) OBP: 0.356, SLG: 0.354	0-3 K		0-1 2B 1B	4-2 1B SF9 BB		2-2 F9		0-1 G3-1		4 2 1 0 1 1 1												
Mike Darr, L (1, 8) OBP: 0.364, SLG: 0.344	1-1 F9		1-2 F9 FC6-4 2B	1-0 E 1B		0-0 G4-3		1-1 F8		5 1 2 1 0 0 0												
Ryan Klesko, L (1, 3) OBP: 0.393, SLG: 0.531	1-0 1B		4-2 FC6-4 BB	1-2 SF9		1-1 L6		1-2 HR		3 1 2 2 1 0 0												
Phil Nevin, R (1, 5) OBP: 0.398, SLG: 0.587 Dave Magadan, L (7, 5) OBP: 0.325, SLG: 0.345	2-3 K		2-1 F9	2-2 G5-3		1-2 G4-6-3 1B		2-2 G4-3		4 0 1 0 0 1 4 1 0 0 0 0 0 0												
Ray Lankford, L (1, 7) OBP: 0.353, SLG: 0.494		3-3 K	2-2 FC6-4 1B		4-2 E G4-3 BB		1-2 G4-6-3		2-1 2B	4 1 1 1 1 1 2												
Bubba Trammell, R (1, 9) OBP: 0.337, SLG: 0.480		0-3 K	3-1 1B 1B		0-1 L9		0-0 G5-3		2-3 K	5 0 1 1 0 2 2												
Wiki Gonzalez, R (1, 2) OBP: 0.355, SLG: 0.509		1-2 E 1B	0-0 1B		1-1 G4-3		0-2 G5-3			4 0 2 0 0 0 1												
Damian Jackson, R (1, 4) OBP: 0.326, SLG: 0.355		1-1 E4	0-3 K		4-0 IBB		1-2 SH1-3 1B			3 0 1 0 1 1 3												
Brian Lawrence, R (1, 1) OBP: 0.188, SLG: 0.313 Jose Nunez, L (9, 1) Trevor Hoffman, R (9, 1)		0-1 F7		1-1 G4-3		0-2 F4		0-1 SH1-3		3 0 0 0 0 0 4 0 0 0 0 0 0 0 0 0 0 0 0 0 0												
<b>Inning Stats</b>	R: 0 E: 0 K: 2 S: 10	H: 1 LOB: 1 BB: 0 P: 14	R: 0 E: 1 K: 2 S: 14	H: 1 LOB: 2 BB: 0 P: 19	R: 3 E: 0 K: 1 S: 18	H: 4 LOB: 2 BB: 1 P: 30	R: 1 E: 1 K: 0 S: 13	H: 1 LOB: 1 BB: 1 P: 22	R: 0 E: 1 K: 0 S: 11	H: 0 LOB: 2 BB: 2 P: 20	R: 0 E: 0 K: 0 S: 8	H: 0 LOB: 0 BB: 0 P: 11	R: 0 E: 0 K: 0 S: 7	H: 1 LOB: 0 BB: 0 P: 9	R: 0 E: 0 K: 1 S: 10	H: 1 LOB: 1 BB: 0 P: 11	R: 1 E: 0 K: 1 S: 15	H: 2 LOB: 1 BB: 0 P: 23	1B: 8 2B: 2 3B: 0 HR: 1	SF: 1 SAC: 1 DP: 1 HBP: 0	WP: 0 PB: 0 SB: 1 CS: 0	PA: 42
<b>PITCHER</b>	IP WLS BF H R ER SO BB IBB HBP BLK WP HR S P ERA WHIP																					
Darryl Kile, R (1, 1) ERA: 2.92	5.0 L 27 7 4 4 5 3 1 0 0 0 0 66 105 7.20 2.000																					
Mike Matthews, L (6, 1) ERA: 3.58	1.0 3 0 0 0 0 0 0 0 0 0 0 8 11 0.00 0.000																					
Mike Timlin, R (7, 1) ERA: 3.84	2.0 7 2 0 0 0 0 0 0 0 0 0 17 20 0.00 1.000																					
Luther Hackman, R (9, 1) ERA: 4.88	1.0 5 2 1 1 1 0 0 0 0 0 1 15 23 9.00 2.000																					

San Diego Padres @ St. Louis Cardinals  
 Busch Stadium, St. Louis, MO  
 Tue Aug 28 2001, 7:10 PM CDT  
 Att. 34,431 - Sunny - 89 F

AB	36
R	5
H	11
RBI	5
BB	4
SO	6
LOB	17



WP: 0	PA: 42
PB: 0	
SB: 1	
CS: 0	

PITCHER	IP	WLS	BF	H	R	ER	SO	BB	IBB	HBP	BLK	WP	HR	S	P	ERA	WHIP
Darryl Kile, R	5.0	L	27	7	4	4	5	3	1	0	0	0	0	66	105	7.20	2.000
Mike Matthews, L	1.0		3	0	0	0	0	0	0	0	0	0	0	8	11	0.00	0.000
Mike Timlin, R	2.0		7	2	0	0	0	0	0	0	0	0	0	17	20	0.00	1.000
Luther Hackman, R	1.0		5	2	1	1	1	0	0	0	0	0	1	15	23	9.00	2.000

BOTTOM

San Diego Padres @ St. Louis Cardinals  
Busch Stadium, St. Louis, MO  
Tue Aug 28 2001, 7:10 PM CDT  
Att. 34,431 - Sunny - 89 F

livebaseballscorecards.com

AB	31
R	2
H	5
RBI	2
BB	2
SO	6
LOB	7



WP:	0	PA:	33
PB:	1	SB:	0
CS:	0		

1B:	2	SF:	0
2B:	2	SAC:	0
3B:	0	DP:	0
HR:	1	HBP:	0

1	0	0	0	0	1	0
0	0	0	0	0	0	0
1	0	1	0	0	0	0
0	0	0	0	0	0	0
1	0	0	0	0	0	0

2	0	0	0	0	0	1
1	0	0	0	0	1	0
0	0	0	0	0	0	0

3	0	0	0	0	1	2
3	0	1	1	1	1	1
3	1	2	1	1	1	0
4	1	1	0	0	0	0

3	0	1	1	1	1	1
1-2	2B	BB				
4-1	2B	BB				
15	BB	1B				

4	1	1	0	0	0	0
2-2	F8					
2-1	G6-3					

4	0	0	0	0	0	1
0-2	L7					
0-0	PB	2B				
3-2	L3					

4	0	0	0	0	0	1
2-1	F9					
2-1	G5-3					
1-1	F9					

4	0	0	0	0	0	1
0-0	G3					
0-1	F9					
1-1	F9					

4	0	0	0	0	0	1
1-1	F9					
0-0	G6-3					
0-0	G6-3					

AB	R	H	RBI	BB	SO	LOB
----	---	---	-----	----	----	-----

Batter	1	2	3	4	5	6	7	8	9
Fernando Vina, L OBP: 0.356, SLG: 0.403 (1, 4)	0-0 G6-3 ①			1-1 F9 ①		0-1 F9 ①		0-0 G3 ③	
Placido Polanco, R OBP: 0.353, SLG: 0.402 (1, 5)	3-3 K ②			0-0 G5-3 ②		1-1 F9 ②		2-1 G6-3 ①	
J.D. Drew, L OBP: 0.423, SLG: 0.664 (1, 9)	1-1 G1-3 ③			0-0 G5-3 ③		2-1 G1-6-3 ③		2-2 F8 ②	
5 Albert Pujols, R OBP: 0.400, SLG: 0.611 (1, 3)		0-0 G1-3 ①			3-2 L3 ①		0-2 L7 ①	0-2 15 BB 2B 1B	
15 Jim Edmonds, L OBP: 0.384, SLG: 0.520 (1, 8)		0-3 K ②			1-2 HR		0-0 PB 2B	4-1 2B BB	
Craig Paquette, R OBP: 0.314, SLG: 0.463 (1, 7)		1-0 G6-3 ③			4-1 FC6-4 BB		3-3 K ②	0-0 2B	
Edgar Renteria, R OBP: 0.315, SLG: 0.368 (1, 6)			2-3 K ①		0-0 F7 ②		3-2 G5-3 ③		
Mike Matheny, R OBP: 0.288, SLG: 0.296 (1, 2)			2-1 G4-3 ②		2-2 FC6-4 ③		1-3 K ①		
Bobby Bonilla, S OBP: 0.320, SLG: 0.369 (8, PH)					1-2f				
Luther Hackman, R (9, 1)									
Darryl Kile, R OBP: 0.172, SLG: 0.200 (6, 1)			3-3 K ③			2-1 1B		1-2 G5-3 ②	
Mike Matthews, L OBP: 0.125, SLG: 0.313 (6, PH)									
Kerry Robinson, L OBP: 0.331, SLG: 0.346 (7, 1)									
Mike Timlin, R (8, PH)									
Eli Marrero, R OBP: 0.280, SLG: 0.436 (9, 2)									

Inning Stats	R: 0	H: 0	E: 0	K: 1	S: 7	R: 0	H: 0	E: 0	K: 1	S: 5	R: 0	H: 0	E: 0	K: 2	S: 9	R: 1	H: 1	E: 0	K: 0	S: 12	R: 0	H: 1	E: 0	K: 1	S: 8	R: 0	H: 1	E: 0	K: 1	S: 10	R: 0	H: 0	E: 0	K: 1	S: 7	R: 1	H: 2	E: 0	K: 0	S: 10	1B: 2	2B: 2	3B: 0	HR: 1	SF: 0	SAC: 0	DP: 0	HBP: 0	WP: 0	PA: 33
--------------	------	------	------	------	------	------	------	------	------	------	------	------	------	------	------	------	------	------	------	-------	------	------	------	------	------	------	------	------	------	-------	------	------	------	------	------	------	------	------	------	-------	-------	-------	-------	-------	-------	--------	-------	--------	-------	--------

PITCHER	IP	WLS	BF	H	R	ER	SO	BB	IBB	HBP	BLK	WP	HR	S	P	ERA	WHIP
Brian Lawrence, R ERA: 3.23 (1, 1)	8.2	W	31	4	2	2	6	1	0	0	0	0	1	70	110	2.08	0.577
Jose Nunez, L ERA: 5.48 (9, 1)	0.0		1	0	0	0	1	0	0	0	0	0	0	1	5	∞	∞
Trevor Hoffman, R ERA: 2.93 (9, 1)	0.1	S	1	1	0	0	0	0	0	0	0	0	0	1	1	0.00	3.000





BOTTOM

San Diego Padres @ St. Louis Cardinals  
Busch Stadium, St. Louis, MO  
Wed Aug 29 2001, 7:10 PM CDT  
Att. 31,362 - Cloudy - 90 F

livebaseballscorecards.com

AB 40  
R 16  
H 15  
RBI 13  
BB 1  
SO 6  
LOB 6



WP: 0 PA: 41  
PB: 0  
SB: 3  
CS: 0

AB R H RBI BB SO LOB

5	2	2	1	0	1	0
5	3	2	0	0	1	0
5	2	2	2	0	0	2
4	2	1	3	1	0	2
5	2	3	4	0	0	0
4	1	1	0	0	2	1
0	0	0	0	0	0	0
4	2	2	1	0	1	0
4	2	2	2	0	0	0
2	0	0	0	0	0	1
0	0	0	0	0	0	0
1	0	0	0	0	1	0
0	0	0	0	0	0	0
0	0	0	0	0	0	0
0	0	0	0	0	0	0
1	0	0	0	0	0	0

1B: 8 SF: 0  
2B: 4 SAC: 0  
3B: 0 DP: 0  
HR: 3 HBP: 0

Batter	1	2	3	4	5	6	7	8	9
<b>Fernando Vina, L</b> (1, 4) OBP: 0.356, SLG: 0.405	1-2 F3 1-H	0-1 E 2B		0-0 F8 1B 15 1B	3-3 K			1-1 G1-3	
<b>Placido Polanco, R</b> (1, 5) OBP: 0.353, SLG: 0.402	2-2 G1-3	0-0 E5 HR		0-1 F8 1B 15 1B	1-3 K			1-1 G1-3 2B 5 HR 1B	
<b>J.D. Drew, L</b> (1, 9) OBP: 0.422, SLG: 0.674	3-2 G1-3	2-0 HR		1-2 L7		1-0 L7		3-2 G1-3 5 HR 2B	
<b>5 Albert Pujols, R</b> (1, 3) OBP: 0.400, SLG: 0.614		F9 15 HR BB		1-0 F8 2-3		0-0 G1-3		1-1 G1-3 2-H 3-H HR	
<b>15 Jim Edmonds, L</b> (1, 8) OBP: 0.387, SLG: 0.531		15 HR 2B		1-1 HR 1B		0-1 G4-3		0-0 F7	
<b>Craig Paquette, R</b> (1, 7) OBP: 0.313, SLG: 0.460 <b>Dave Veres, R</b> (9, 1)		2B 1B F7		1-3 K			0-3 K		
<b>Edgar Renteria, R</b> (1, 6) OBP: 0.316, SLG: 0.372		2-0 1B 3-H 2B	1-0 G1-3		2-1 S 1B E 1B		1-3 K		
<b>Eli Marrero, R</b> (1, 2) OBP: 0.298, SLG: 0.437		1-0 2B 2-H 3-H 1B	3-2 F9		0-1 S E 1B		2-2 G1-3		
<b>Bud Smith, L</b> (1, 1) OBP: 0.176, SLG: 0.176 <b>Gene Stechschulte, R</b> (4, 1) OBP: 0.750, SLG: 1.667 <b>Bobby Bonilla, S</b> (5, PH) OBP: 0.318, SLG: 0.367 <b>Mike Timlin, R</b> (6, 1) <b>Luther Hackman, R</b> (7, 1) <b>Steve Kline, S</b> (7, 1) OBP: 1.000, SLG: 1.000 <b>Kerry Robinson, L</b> (8, PH) OBP: 0.329, SLG: 0.344 (9, 7)		1-2 L4	2-1 F7		3-3 K 1-H 2-H			0-1 B1-3	

Inning Stats	R: 0	H: 0	E: 0	K: 0	S: 12	LOB: 0	BB: 0	P: 18
	R: 9	H: 7	E: 1	K: 0	S: 26	LOB: 0	BB: 1	P: 45
	R: 0	H: 0	E: 0	K: 0	S: 11	LOB: 0	BB: 0	P: 17
	R: 2	H: 3	E: 0	K: 1	S: 13	LOB: 1	BB: 0	P: 17
	R: 2	H: 2	E: 1	K: 3	S: 15	LOB: 0	BB: 0	P: 24
	R: 0	H: 0	E: 0	K: 0	S: 4	LOB: 0	BB: 0	P: 5
	R: 0	H: 0	E: 0	K: 2	S: 9	LOB: 0	BB: 0	P: 12
	R: 3	H: 3	E: 0	K: 0	S: 13	LOB: 0	BB: 0	P: 19

PITCHER	IP	WLS	BF	H	R	ER	SO	BB	IBB	HBP	BLK	WP	HR	S	P	ERA	WHIP
<b>Bobby Jones, R</b> (1, 1) ERA: 4.74	1.2	L	14	7	9	4	0	0	0	0	0	0	0	35	59	21.60	4.800
<b>Chuck McElroy, L</b> (2, 1) ERA: 4.76	2.1		12	5	4	2	1	0	0	0	0	0	0	31	44	7.71	2.143
<b>Jose Nunez, L</b> (5, 1) ERA: 5.25	2.0		6	0	0	0	3	0	0	0	0	0	0	15	23	0.00	0.000
<b>David Lundquist, R</b> (7, 1) ERA: 4.63	2.0		9	3	3	3	2	0	0	0	0	0	1	22	31	13.50	1.500





Batter	1	2	3	4	5	6	7	8	9
Fernando Vina, L (1, 4) Miguel Cairo, R (6, 4) OBP: 0.359, SLG: 0.414 OBP: 0.364, SLG: 0.397	0-2 HR	1-1 1B HBP	2-2 P5		3-2 G4-3 2B		2-0 F9		
Placido Polanco, R (1, 5) OBP: 0.356, SLG: 0.401	4-1 5 1B 15 2B BB	3-1 G5-3	1-2 15 BB 5 BB HBP		0-0 F9		0-0 5 FC4-6 1B		
Kerry Robinson, L (1, 7) OBP: 0.331, SLG: 0.346 (7, 8)	0-0 F2	1-0 5 2B 1B	0-0 L4		3-1 G4-3		1-0 5 FC4-6 1B		
5 Albert Pujols, R (1, 3) Bobby Bonilla, S (8, 3) OBP: 0.404, SLG: 0.616 OBP: 0.318, SLG: 0.367	2-0 15 2B 1B	3-1 HR 2B	4-0 15 BB BB		4-1 15 BLK BB		1-2 FC4-6		
15 Jim Edmonds, L (1, 8) Mike Matthews, L (7, 1) Andy Benes, R (9, 1) OBP: 0.389, SLG: 0.533 OBP: 0.118, SLG: 0.294 OBP: 0.182, SLG: 0.250	2-2 WP HR 2B	4-0 HR IBB	4-2 BB		0-3 K		0-2 G3-1		
Craig Paquette, R (1, 9) OBP: 0.314, SLG: 0.467	2-1 G5-3	0-0 HR	0-0 F8		4-2 FC6-4 BB		3-3 K		
Edgar Renteria, R (1, 6) OBP: 0.317, SLG: 0.382	1-2 HR 2B	2-1 2B		2-1 F8		0-3 K	0-1 L4		
Mike Matheny, R (1, 2) OBP: 0.287, SLG: 0.304	3-2 P4	2-3 K		0-0 G5-3		0-0 F8	2-2 HR		
Matt Morris, R (1, 1) Eli Marrero, R (6, PH) OBP: 0.145, SLG: 0.148 OBP: 0.294, SLG: 0.432 (7, 7)		0-2 G1-3	0-0 5 BB 15 BB HBP 1B	0-3 K		2-2 FC6-4	1-1 F8		

Inning Stats	R: 5	H: 4	E: 0	LOB: 0	K: 0	S: 18	R: 5	H: 4	E: 0	LOB: 1	K: 1	S: 15	R: 1	H: 1	E: 0	LOB: 3	K: 0	S: 10	R: 0	H: 0	E: 0	LOB: 0	K: 1	S: 6	R: 1	H: 1	E: 0	LOB: 1	K: 1	S: 10	R: 0	H: 2	E: 0	LOB: 2	K: 0	S: 10	R: 1	H: 1	E: 0	LOB: 0	K: 1	S: 12	
	18	32					15	31	6	8	10	15	10	20	14	18			10	18	12																						

AB	R	H	RBI	BB	SO	LOB
3	3	2	1	0	0	1
1	0	0	0	0	0	0
3	1	1	0	1	0	2
5	1	2	2	0	0	3
3	2	2	1	2	0	2
0	0	0	0	0	0	0
2	2	1	3	2	1	1
1	0	0	0	0	0	2
0	0	0	0	0	0	0
4	1	1	3	1	1	4
5	1	2	2	0	1	1
5	1	1	1	0	1	2
3	1	1	0	0	1	0
2	0	0	0	0	0	1

**BOTTOM**

**San Diego Padres @ St. Louis Cardinals**  
**Busch Stadium, St. Louis, MO**  
 Thu Aug 30 2001, 12:40 PM CDT  
 Att: 28,992 - Cloudy - 90 F

livebaseballscorecards.com

<b>AB</b>	<b>37</b>
<b>R</b>	<b>13</b>
<b>H</b>	<b>13</b>
<b>RBI</b>	<b>13</b>
<b>BB</b>	<b>6</b>
<b>SO</b>	<b>5</b>
<b>LOB</b>	<b>19</b>



PITCHER	IP	WLS	BF	H	R	ER	SO	BB	IBB	HBP	BLK	WP	HR	S	P	ERA	WHIP
Junior Hernandez, R (1, 1) ERA: 5.09	3.0	L	24	9	11	11	1	3	1	2	0	1	3	43	84	33.00	4.000
David Lundquist, R (4, 1) ERA: 4.61	2.0		8	1	1	1	2	1	0	0	1	0	0	16	28	4.50	1.000
Rudy Seanez, R (6, 1) ERA: 2.63	2.0		9	2	0	0	1	1	0	0	0	0	0	19	29	0.00	1.500
Chuck McElroy, L (8, 1) ERA: 4.83	1.0		4	1	1	1	1	0	0	0	0	0	1	12	18	9.00	1.000



Batter	1	2	3	4	5	6	7	8	9	AB R H RBI BB SO LOB	TOP											
<b>Craig Counsell, L</b> (1, 6) OBP: 0.355, SLG: 0.353	0-2 F9		2-3 K			3-2 SH1-3 1B	3-2 F7			4 1 1 0 0 1 0												
<b>Junior Spivey, R</b> (1, 4) OBP: 0.359, SLG: 0.424	0-1 G5-3			0-1 G4-3		0-0 SH1-3		1-0 F9		3 0 0 0 0 0 0												
<b>Luis Gonzalez, L</b> (1, 7) OBP: 0.441, SLG: 0.724	2-0 G5-3			1-2 HR		4-0 1B IBB		0-1 G6-3		3 1 1 1 1 0 0												
<b>Mark Grace, L</b> (1, 3) OBP: 0.396, SLG: 0.481		0-0 G4-3		3-1 F8		3-2 PB 1B		1-1 F8		4 0 1 1 0 0 0												
<b>Matt Williams, R</b> (1, 5) OBP: 0.312, SLG: 0.471		3-3 K		3-3 K		1-3 2-H K		0-0 G5-3		4 0 0 0 0 3 2												
<b>David Dellucci, L</b> (1, 9) OBP: 0.353, SLG: 0.522		4-1 FC6 BB		3-3 K		2-3 K		0-0 G4-3		3 0 0 0 1 2 2												
<b>Danny Bautista, R</b> (1, 8) OBP: 0.320, SLG: 0.373		2-2 FC6		0-0 HR		1-2 K		4-2 BB		3 2 2 2 1 0 1												
<b>Damian Miller, R</b> (1, 2) OBP: 0.331, SLG: 0.424		1-0 L4		2-0 F7		2-3 K		3-0 F9		4 0 0 0 0 1 1												
<b>Curt Schilling, R</b> (1, 1) OBP: 0.114, SLG: 0.129		2-1 G6-3		0-0 G6-3		0-0 G4-3				3 0 0 0 0 0 0												
<b>Bret Prinz, R</b> (9, 1)										0 0 0 0 0 0 0												
<b>Inning Stats</b>	R: 0 E: 0 K: 0 S: 6	H: 0 LOB: 0 BB: 0 P: 8	R: 0 E: 0 K: 1 S: 9	H: 0 LOB: 1 BB: 1 P: 18	R: 0 E: 0 K: 1 S: 6	H: 0 LOB: 0 BB: 0 P: 11	R: 1 E: 0 K: 1 S: 10	H: 1 LOB: 0 BB: 0 P: 17	R: 1 E: 0 K: 1 S: 8	H: 1 LOB: 0 BB: 0 P: 13	R: 1 E: 0 K: 2 S: 14	H: 2 LOB: 2 BB: 1 P: 27	R: 1 E: 0 K: 1 S: 11	H: 1 LOB: 0 BB: 0 P: 16	R: 0 E: 0 K: 0 S: 5	H: 0 LOB: 0 BB: 0 P: 7	R: 0 E: 0 K: 0 S: 7	H: 0 LOB: 1 BB: 1 P: 14	1B: 2 2B: 0 3B: 0 HR: 3	SF: 0 SAC: 1 DP: 0 HBP: 0	WP: 0 PB: 1 SB: 0 CS: 0	PA: 35
<b>PITCHER</b>	IP WLS BF H R ER SO BB IBB HBP BLK WP HR S P ERA WHIP																					
<b>Brett Jodie, R</b> (1, 1) ERA: 10.29	5.0 L 18 2 2 2 4 1 0 0 0 0 2 39 67 3.60 0.600																					
<b>Chuck McElroy, L</b> (6, 1) ERA: 4.95	0.1 4 2 1 1 0 0 0 1 0 0 0 0 7 17 27.00 6.000																					
<b>Wascar Serrano, R</b> (6, 1) ERA: 5.14	2.2 9 1 1 1 3 0 0 0 0 0 1 23 33 3.38 0.375																					
<b>David Lundquist, R</b> (9, 1) ERA: 4.3	1.0 4 0 0 0 0 1 0 0 0 0 0 0 7 14 0.00 1.000																					

**Arizona Diamondbacks @ San Diego Padres**  
 Qualcomm Stadium, San Diego, CA  
 Fri Aug 31 2001, 8:05 PM EDT  
 Sunny - 75 F

<b>AB</b>	<b>31</b>
<b>R</b>	<b>4</b>
<b>H</b>	<b>5</b>
<b>RBI</b>	<b>4</b>
<b>BB</b>	<b>3</b>
<b>SO</b>	<b>7</b>
<b>LOB</b>	<b>6</b>



Batter	1	2	3	4	5	6	7	8	9	AB	R	H	RBI	BB	SO	LOB
D'Angelo Jimenez, S OBP: 0.345, SLG: 0.335 (1, 6)	2-2 G3-1 ①		3-3 K ③					2-3 K ②		4	0	0	0	0	3	2
Mike Darr, L OBP: 0.357, SLG: 0.337 (1, 8)	2-3 K ②			1-1 BB 1B		2-2 G6-3 ①		1-1 G3-1 ③		4	0	1	0	0	1	0
Ryan Klesko, L OBP: 0.399, SLG: 0.557 (1, 3)	2-2 G3 ③			2-3 K ①		0-0 G3 ②			0-0 HR	4	1	1	1	0	1	1
Phil Nevin, R OBP: 0.397, SLG: 0.588 David Lundquist, B (9, 1) Rickey Henderson, R OBP: 0.355, SLG: 0.323 (9, PH)			1-2 F3 ①		2-3 K ②		2-2 P4 ③		1-1 G3-1 ①	3	0	0	0	0	1	1
Ray Lankford, L OBP: 0.355, SLG: 0.499 (1, 7)			3-3 K ②		4-1 BB 1-2 BB				3-2 F8 2B	3	0	2	0	1	1	0
Bubba Trammell, R OBP: 0.339, SLG: 0.479 (1, 9)			1-0 F9 ③		0-0 F9 ③			0-0 F7 ①	1-1 F8 ②	4	0	0	0	0	0	4
Wiki Gonzalez, R OBP: 0.376, SLG: 0.521 (1, 2)			2-1 FC1-6 1B			1-0 S 1B		0-3 K ②	0-1 F8 ③	4	0	2	0	0	1	2
Damian Jackson, R OBP: 0.320, SLG: 0.347 (1, 4)			3-3 K ①			0-3 K ①		0-1 F8 ③		3	0	0	0	0	2	3
Brett Jodie, R (1, 1) Tony Gwynn, L OBP: 0.499, SLG: 0.519 (5, PH) Chuck McLeroy, L (6, 1) Wasar Serrano, R OBP: 0.111, SLG: 0.111 (8, PH) Dave Magadan, L OBP: 0.326, SLG: 0.345 (9, 5)			0-0 FC1-6 1-2f			3-2 F7 ②			0-3 K ①	1	0	0	0	0	0	1

Inning Stats	R: 0	H: 0	E: 0	K: 1	S: 14	R: 0	H: 0	E: 0	K: 1	S: 9	R: 0	H: 1	E: 0	K: 2	S: 11	R: 0	H: 1	E: 0	K: 2	S: 10	R: 0	H: 0	E: 0	K: 0	S: 8	R: 0	H: 1	E: 0	K: 1	S: 7	R: 0	H: 0	E: 0	K: 2	S: 9	R: 1	H: 2	E: 0	K: 0	S: 10	1B: 3	SF: 0	2B: 2	SAC: 0	3B: 0	DP: 0	HR: 1	HBP: 0	WP: 0	PA: 34																			
PITCHER	IP	WLS	BF	H	R	ER	SO	BB	IBB	HBP	BLK	WP	HR	S	P	ERA	WHIP																			IP	WLS	BF	H	R	ER	SO	BB	IBB	HBP	BLK	WP	HR	S	P	ERA	WHIP																	
Curt Schilling, R ERA: 2.91 Bret Prinz, R ERA: 2.06	8.1	W	32	6	1	1	11	1	0	0	0	0	1	86	131	1.08	0.840																			0.2	S	2	0	0	0	0	0	0	0	0	0	4	5	0.00	0.000																		

**BOTTOM**

**Arizona Diamondbacks @ San Diego Padres**  
Qualcomm Stadium, San Diego, CA

Fri Aug 31 2001, 8:05 PM EDT  
Sunny - 75 F

livebaseballscorecards.com

AB	33
R	1
H	6
RBI	1
BB	1
SO	11
LOB	15





Batter	1	2	3	4	5	6	7	8	9	AB R H RBI BB SO LOB	TOP															
Tony Womack, L (1, 6) OBP: 0.283, SLG: 0.312	3-1 FC5-4 1B 2B		1-1 G4-3			1-1 G6-3 2B HBP	0-0 2B 1B		0-3 K	4 3 2 0 0 1 0																
Craig Counsell, L (1, 4) OBP: 0.356, SLG: 0.357	0-0 FC5-4 1B		1-0 G3			3-2 G6-3 1-3	0-0 2B			4 0 2 1 0 0 1																
Luis Gonzalez, L (1, 7) OBP: 0.442, SLG: 0.724	1-2 FC5-4 1B 1-2f 3-H		1-1 F8			0-2 1B 2B 3-H	4-0 IBB			3 1 1 2 1 0 1																
Greg Colbrunn, R (1, 3) OBP: 0.329, SLG: 0.486	3-1 G3-6-3 1B			2-2 F9		3-2 1B 1B	1-1 F9			4 1 2 0 0 0 2																
Troy Brohawn, L (7, 1)										0 0 0 0 0 0 0																
Bret Prinz, R (7, 1)										0 0 0 0 0 0 0																
Greg Swindell, L (8, 1)										0 0 0 0 0 0 0																
Steve Finley, L (1, 8) OBP: 0.330, SLG: 0.380	0-0 G3-6-3 1-2f			1-2 F9		0-1 1B 1B 1-2		2-1 G4-3		4 0 1 1 0 0 2																
Reggie Sanders, R (1, 9) OBP: 0.322, SLG: 0.546		0-3 K		0-1 G6-3		0-0 1B 1B 1-2 2-H		0-0 G6-3		4 0 1 1 0 1 0																
Jay Bell, R (1, 5) OBP: 0.347, SLG: 0.401		4-2 FC6-4 BB			4-0 G4-6-3 BB	0-0 G5-4-3 1B 1-2f		0-2 G4-3		1 0 0 0 2 0 2																
Mark Grace, L (7, 3) OBP: 0.395, SLG: 0.480										1 0 0 0 0 0 0																
Rod Barajas, R (1, 2) OBP: 0.195, SLG: 0.310		0-2 F9			1-2 F7		2-0 G6-3		2-3 K	3 0 0 0 0 0 2																
David Dellucci, L (9, PH) OBP: 0.351, SLG: 0.519										1 0 0 0 0 1 0																
Brian Anderson, R (1, 1) OBP: 0.143, SLG: 0.229		0-0 FC6-4 1-2f			0-0 G4-6-3 1-2f		2-0 E6 1B		1-3 K	2 0 0 0 0 0 2																
Danny Bautista, R (7, PH) OBP: 0.318, SLG: 0.370										1 0 0 0 0 0 0																
Junior Spivey, R (7, 4) OBP: 0.357, SLG: 0.421										1 0 0 0 0 1 0																
<b>Inning Stats</b>	R: 1 H: 3 E: 0 LOB: 1 K: 0 BB: 0 S: 9 P: 16	R: 0 H: 0 E: 0 LOB: 1 K: 1 BB: 1 S: 10 P: 14	R: 0 H: 0 E: 0 LOB: 0 K: 0 BB: 0 S: 5 P: 8	R: 0 H: 0 E: 0 LOB: 0 K: 0 BB: 0 S: 8 P: 11	R: 0 H: 0 E: 0 LOB: 0 K: 0 BB: 1 S: 5 P: 10	R: 3 H: 4 E: 0 LOB: 1 K: 0 BB: 0 S: 16 P: 23	R: 1 H: 2 E: 1 LOB: 2 K: 0 BB: 1 S: 6 P: 15	R: 0 H: 0 E: 0 LOB: 0 K: 0 BB: 0 S: 6 P: 8	R: 0 H: 0 E: 0 LOB: 0 K: 3 BB: 0 S: 9 P: 12	1B: 6 SF: 0 2B: 3 SAC: 0 3B: 0 DP: 3 HR: 0 HBP: 1	WP: 0 PA: 37 PB: 0 SB: 1 CS: 0															
<b>PITCHER</b>	IP WLS BF H R ER SO BB IBB HBP BLK WP HR S P ERA WHIP											<b>PITCHER</b>	IP WLS BF H R ER SO BB IBB HBP BLK WP HR S P ERA WHIP													
Kevin Jarvis, R (1, 1) ERA: 4.78	7.0	31	9	5	5	1	2	1	1	0	0	0	59	97	6.43	1.571										
Jose Nunez, L (8, 1) ERA: 5.14	1.0	W	3	0	0	0	0	0	0	0	0	0	6	8	0.00	0.000										
Trevor Hoffman, R (9, 1) ERA: 2.87	1.0	S	3	0	0	0	3	0	0	0	0	0	9	12	0.00	0.000										

**Arizona Diamondbacks @ San Diego Padres**  
 Qualcomm Stadium, San Diego, CA  
 Fri Aug 31 2001, 11:05 PM EDT  
 Att. 24,372 - Sunny - 71 F

AB	33
R	5
H	9
RBI	5
BB	3
SO	4
LOB	12



Batter	1	2	3	4	5	6	7	8	9
Rickey Henderson, R OBP: 0.358, SLG: 0.329 (1, 7)	0-0 G6-3 ①		1-0 WP 2B	4-1 BB			2-1 1B 2B	2-3 K	
D'Angelo Jimenez, S OBP: 0.351, SLG: 0.347 (1, 6)	0-1 F8 ②		3-2 G4-3 2B 2-H	0-0 F9 ③			0-0 2B G3 1B 1-2	3-1 1B 1-H 2-H	
Ryan Klesko, L OBP: 0.399, SLG: 0.558 (1, 3)	3-1 1B		2-1 G4-3 ① 2-3		1-0 F9 ①		0-0 G3 2B 1-3 2-H		
Phil Nevin, R OBP: 0.398, SLG: 0.590 (1, 5)	2-2 1B 1-3		0-0 1B CS 2B 3-H		1-2 F7 ②		1-1 G3 ① 2-3 3-H		
Bubba Trammell, R OBP: 0.340, SLG: 0.479 (1, 9)	0-0 L9 ③		2-2 CS 1B 2-3		2-2 1B		3-0 G6-3 ②		
Ben Davis, S OBP: 0.352, SLG: 0.361 (1, 2)		2-1 F8 ①	2-3 K ②		0-0 F9 ③		2-1 G3 ③		
Mike Darr, L OBP: 0.359, SLG: 0.339 (1, 8)		2-2 1B	3-2 F8 ③ 1-2 3-H			1-1 G6-3 ①		1-0 BB 1B	
Cesar Crespo, S OBP: 0.318, SLG: 0.295 (1, 4)		0-3 K ②		0-0 G3 ①		1-2 P6 ②		1-1 B1 ①	
Kevin Jarvis, L OBP: 0.279, SLG: 0.321 Jose Nunez, L (8, 1)		1-1 F9 ③		0-1 G4-3 ②		0-3 K ③		4-2 1B BB	
Tony Gwynn, L OBP: 0.416, SLG: 0.519 Mark Kotsay, L OBP: 0.369, SLG: 0.448 Trevor Hoffman, R (9, 1)									

Inning Stats	R: 0	H: 2	E: 0	K: 9	S: 9	LOB: 2	BB: 0	P: 14	R: 0	H: 1	E: 0	K: 10	S: 10	LOB: 1	BB: 0	P: 15	R: 3	H: 4	E: 0	K: 17	S: 17	LOB: 1	BB: 0	P: 30	R: 0	H: 0	E: 0	K: 5	S: 5	LOB: 1	BB: 1	P: 9	R: 0	H: 1	E: 0	K: 8	S: 8	LOB: 1	BB: 0	P: 12	R: 0	H: 0	E: 0	K: 8	S: 8	LOB: 0	BB: 0	P: 10	R: 2	H: 3	E: 0	K: 9	S: 9	LOB: 1	BB: 0	P: 17	R: 1	H: 2	E: 0	K: 14	S: 14	LOB: 2	BB: 1	P: 25
--------------	------	------	------	------	------	--------	-------	-------	------	------	------	-------	-------	--------	-------	-------	------	------	------	-------	-------	--------	-------	-------	------	------	------	------	------	--------	-------	------	------	------	------	------	------	--------	-------	-------	------	------	------	------	------	--------	-------	-------	------	------	------	------	------	--------	-------	-------	------	------	------	-------	-------	--------	-------	-------

PITCHER	IP	WLS	BF	H	R	ER	SO	BB	IBB	HBP	BLK	WP	HR	S	P	ERA	WHIP
Brian Anderson, L ERA: 5.15 (1, 1)	6.0		27	8	3	2	3	1	0	0	0	1	0	57	90	3.00	1.500
Troy Brohawn, L ERA: 4.96 (7, 1)	0.0		3	3	2	2	0	0	0	0	0	0	0	4	6	∞	∞
Bret Prinz, R ERA: 2.2 (7, 1)	1.2	L	7	1	1	1	1	1	0	0	0	0	0	17	31	5.40	1.200
Greg Swindell, L ERA: 4.5 (8, 1)	0.1		1	1	0	0	0	0	0	0	0	0	0	2	5	0.00	3.000

**BOTTOM**

AB R H RBI BB SO LOB

4 2 2 0 1 1 2

5 2 3 2 0 0 1

4 0 2 1 0 0 1

4 1 2 2 0 0 1

4 0 2 0 0 0 3

4 0 0 0 0 1 4

4 1 2 0 0 0 1

4 0 0 0 0 1 2

3 0 0 0 0 1 1

0 0 0 0 0 0 0

0 0 0 0 1 0 0

0 0 0 0 0 0 0

0 0 0 0 0 0 0

1B: 9 SF: 0  
2B: 4 SAC: 0  
3B: 0 DP: 0  
HR: 0 HBP: 0

WP: 1 PA: 38  
PB: 0  
SB: 0  
CS: 2

**Arizona Diamondbacks @ San Diego Padres**  
Qualcomm Stadium, San Diego, CA

Fri Aug 31 2001, 11:05 PM EDT  
Att. 24,372 - Sunny - 71 F

livebaseballscorecards.com





Batter	1	2	3	4	5	6	7	8	9	AB R H RBI BB SO LOB	TOP																	
<b>Craig Counsell, L</b> (1, 6) OBP: 0.357, SLG: 0.356	1-1 L6		2-2 G6-3			4-1 BB	0-0 CS 1B		0-1 FC6-4	4 0 1 1 1 0 2	<b>Arizona Diamondbacks @ San Diego Padres</b> <b>Qualcomm Stadium, San Diego, CA</b> Sat Sep 01 2001, 10:05 PM EDT Att. 34,252 - Sunny - 72 F																	
<b>Jay Bell, R</b> (1, 4) OBP: 0.344, SLG: 0.398 <b>Junior Spivey, R</b> (7, 4) OBP: 0.361, SLG: 0.445	2-3 K			1-2 G5-3		0-0 F8	3-2 CS 1-2	1-0 HR		3 0 0 0 0 1 1 1 1 1 1 0 0 0																		
<b>Luis Gonzalez, L</b> (1, 7) OBP: 0.439, SLG: 0.718	2-2 P6			2-1 F2		2-2 F9		3-1 F4		4 0 0 0 0 0 1																		
<b>Mark Grace, L</b> (1, 3) OBP: 0.394, SLG: 0.478		3-2 G4-3		1-2 1B			0-1 G4-3	0-1 F8		4 0 1 0 0 0 0																		
<b>Matt Williams, R</b> (1, 5) OBP: 0.315, SLG: 0.472		2-3 K		0-3 K			0-0 1B 1B	0-1 1B		4 1 2 0 0 2 1																		
<b>Steve Finley, L</b> (1, 8) OBP: 0.331, SLG: 0.384		0-1 2B			2-3 K		0-0 1B 2B 1B	2-1 F9		4 1 2 0 0 1 1																		
<b>Reggie Sanders, R</b> (1, 9) OBP: 0.321, SLG: 0.543		1-0 G4-3			3-3 K		0-0 2B SF9 1B	1-3 K		4 1 1 1 0 2 1																		
<b>Damian Miller, R</b> (1, 2) OBP: 0.333, SLG: 0.429 <b>David Dellucci, L</b> (9, PH) OBP: 0.354, SLG: 0.519			2-1 FC3-6 1B		1-2 F7		2-0 SF9 1B 2B	4-1 FC4-6 BB		3 1 2 1 0 0 0 0 0 0 0 1 0 0																		
<b>Albie Lopez, R</b> <b>Midre Cummings, L</b> <b>Miguel Batista, R</b> <b>Eric Knott, L</b> <b>Erik Sabiel, R</b> <b>Eyoung-Joon Kim, R</b> <b>Mike Morgan, R</b> <b>Erubiel Durazo, L</b> <b>Ryan Christenson, R</b>			0-0 FC3-6 G6-3			0-2 F8	2-1 SF9	2-2 FC4-6		2 0 0 0 0 0 0 1 0 0 0 0 1 0 1 0 0 0 0 0 0 0 0 0 0 0 0 0 0 0																		
<b>Inning Stats</b>	R: 0 E: 0 K: 1 S: 8	H: 0 LOB: 0 BB: 0 P: 13	R: 0 E: 0 K: 1 S: 11	H: 1 LOB: 1 BB: 0 P: 17	R: 0 E: 0 K: 0 S: 6	H: 1 LOB: 0 BB: 0 P: 10	R: 0 E: 0 K: 1 S: 11	H: 1 LOB: 1 BB: 0 P: 15	R: 0 E: 0 K: 0 S: 9	H: 0 LOB: 0 BB: 0 P: 15		R: 4 E: 0 K: 0 S: 11	H: 5 LOB: 0 BB: 0 P: 18	R: 1 E: 0 K: 0 S: 9	H: 2 LOB: 1 BB: 0 P: 15	R: 0 E: 0 K: 1 S: 10	H: 0 LOB: 1 BB: 1 P: 17	1B: 7 2B: 2 3B: 0 HR: 1	SF: 1 SAC: 0 DP: 1 HBP: 0	WP: 0 PB: 0 SB: 0 CS: 1	PA: 38							
<b>PITCHER</b>	IP WLS BF H R ER SO BB IBB HBP BLK WP HR S P ERA WHIP																											
<b>Brian Tollberg, R</b> (1, 1) ERA: 4.07	7.0		28	8	4	4	5	1	0	0	0	0	0	0	65	103	5.14	1.286										
<b>Jose Nunez, L</b> (8, 1) ERA: 5.26	0.2		3	1	1	1	0	0	0	0	0	0	0	1	5	9	13.50	1.500										
<b>David Lee, R</b> (8, 1) ERA: 4.15	0.1	W	2	1	0	0	0	0	0	0	0	0	0	4	6	0.00	3.000											
<b>Trevor Hoffman, R</b> (9, 1) ERA: 2.81	1.0	S	4	0	0	0	1	1	0	0	0	0	0	10	17	0.00	1.000											

livebaseballscores.com



Batter	1	2	3	4	5	6	7	8	9
Rickey Henderson, R (1, 7) OBP: 0.361, SLG: 0.334	2-3 K		0-0 G5-3		3-1 E S 2-H 1B			1B 2B	
D'Angelo Jimenez, S (1, 6) OBP: 0.356, SLG: 0.353	2-0 G6-4-3 1B			1-0 BB 1B	0-3 K 1-3			HR 1B	L4
Ryan Klesko, L (1, 3) OBP: 0.400, SLG: 0.557	1-1 G6-4-3 1-2f			4-1 FC6-4 1-2 BB		2-3 K		0-0 BB 1-2 HR 1B	
Phil Nevin, R (1, 5) OBP: 0.398, SLG: 0.588		2-2 F9		0-3 K		2-1 FC3-6 1B		4-1 HR BB	
Mike Darr, L (8, PR) OBP: 0.359, SLG: 0.339								1-2 2-3 HR BB	
Cesar Crespo, S (9, 5) OBP: 0.318, SLG: 0.295								1-0 HR	
Ray Lankford, L (1, 8) OBP: 0.354, SLG: 0.504		2-3 K		2-3 K		1-0 FC3-6 1-2f		1-H 2-H 3-H HR	
Bubba Trammell, R (1, 9) OBP: 0.339, SLG: 0.476		1-0 P4		0-0 FC6-4 1-2f		0-0 G5-3		1-0 G4-3 1B HBP	
Ben Davis, S (1, 2) OBP: 0.351, SLG: 0.360			1-0 G6-3 1B		1-3 K		0-3 K	2-0 G4-3	
Damian Jackson, R (1, 4) OBP: 0.321, SLG: 0.349			2-3 K		0-0 S 1B		2-0 P6	1-1 S G1-3 1B	
Brian Tollberg, R (1, 1) OBP: 0.206, SLG: 0.143			0-0 G6-3		2-3 K		2-2 G4-3	0-1 G1-3	
Dave Magadan, L (7, PH) OBP: 0.323, SLG: 0.342								1-2	
Jose Nunez, L (8, 1)									
David Lee, R (8, 1)									
Tony Gwynn, L (8, PH) OBP: 0.437, SLG: 0.512									
Trevor Hoffman, R (9, 1)									

Inning Stats	R: 0 E: 0 K: 1 S: 6	H: 1 LOB: 0 BB: 0 P: 11	R: 0 E: 0 K: 1 S: 7	H: 0 LOB: 0 BB: 0 P: 12	R: 0 E: 0 K: 1 S: 7	H: 1 LOB: 1 BB: 0 P: 10	R: 0 E: 0 K: 2 S: 9	H: 1 LOB: 2 BB: 1 P: 16	R: 1 E: 0 K: 3 S: 12	H: 2 LOB: 1 BB: 0 P: 18	R: 0 E: 0 K: 1 S: 10	H: 1 LOB: 1 BB: 0 P: 15	R: 0 E: 0 K: 1 S: 9	H: 0 LOB: 0 BB: 0 P: 13	R: 6 E: 0 K: 0 S: 18	H: 5 LOB: 2 BB: 2 P: 34
--------------	------------------------------	----------------------------------	------------------------------	----------------------------------	------------------------------	----------------------------------	------------------------------	----------------------------------	-------------------------------	----------------------------------	-------------------------------	----------------------------------	------------------------------	----------------------------------	-------------------------------	----------------------------------

PITCHER	IP	WLS	BF	H	R	ER	SO	BB	IBB	HBP	BLK	WP	HR	S	P	ERA	WHIP
Albie Lopez, R (1, 1) ERA: 4.65	6.0		24	6	1	1	9	1	0	0	0	0	0	51	82	1.50	1.167
Miguel Batista, R (7, 1) ERA: 3.63	1.0	H	5	2	2	2	1	0	0	0	0	0	0	15	22	18.00	2.000
Eric Knott, L (8, 1) ERA:	0.0		1	1	0	0	0	0	0	0	0	0	0	1	1	∞	∞
Erik Sabel, R (8, 1) ERA: 4.0	0.0		1	0	0	0	0	1	0	0	0	0	0	1	5	∞	∞
Byung-Hyun Kim, R (8, 1) ERA: 2.81	0.2	L	6	2	4	4	0	1	0	1	0	0	1	8	17	54.00	4.500

AB	R	H	RBI	BB	SO	LOB
4	1	2	1	1	1	1
5	1	3	1	0	1	3
3	1	1	0	1	1	1
3	0	1	0	1	1	2
0	1	0	0	0	0	0
0	0	0	0	0	0	0
4	1	1	4	0	2	3
3	1	0	0	0	0	3
4	0	1	0	0	2	1
4	1	2	1	0	1	1
2	0	0	0	0	1	2
1	0	0	0	0	0	0
0	0	0	0	0	0	0
0	0	0	0	0	0	0
1	0	0	0	0	0	1
0	0	0	0	0	0	0

WP	PA
0	38

AB	34
R	7
H	11
RBI	7
BB	3
SO	10
LOB	18



**Arizona Diamondbacks @ San Diego Padres**  
 Qualcomm Stadium, San Diego, CA  
 Sat Sep 01 2001, 10:05 PM EDT  
 Att: 34,252 - Sunny - 72 F

**BOTTOM**

[livebaseballscorecards.com](http://livebaseballscorecards.com)







Batter	1	2	3	4	5	6	7	8	9	10	11	12	13
Rickey Henderson, R OBP: 0.362, SLG: 0.331	4-2 B BB		4-2 BB			1-2 G3		2-2 G6-3			0-1 F9		
D'Angelo Jimenez, S OBP: 0.349, SLG: 0.344	1-3 K		2-3 K			3-2 F8			1-3 K		3-3 K		
Phil Nevin, R OBP: 0.399, SLG: 0.586	2-3 K		1-3 K			1-2 1B			0-1 P4			0-1 1B	
Bubba Trammell, R OBP: 0.336, SLG: 0.470	2-3 K			0-0 G6-3		2-3 K			1-2 F8			0-1 L3	
Wiki Gonzalez, R OBP: 0.362, SLG: 0.500		3-3 K		2-0 F9			0-3 K			2-1 P4			0-1 F9
Ben Davis, S OBP: 0.349, SLG: 0.357		2-1 F7		1-3 K			1-3 K			1-3 K			0-0 HR
Dave Magadan, L OBP: 0.323, SLG: 0.342													
Ryan Klesko, L OBP: 0.400, SLG: 0.563													
Damian Jackson, R OBP: 0.321, SLG: 0.346		4-0 BB			0-3 K		1-0 F9			1-3 K			
Cesar Crespo, S OBP: 0.316, SLG: 0.286		1-3 K			0-1 G5-3			2-3 K			4-1 WP S BB		
Brian Lawrence, R OBP: 0.167, SLG: 0.278			2-3 K			2-2 G5-3					3-3 K		
Mike Colangelo, R OBP: 0.248, SLG: 0.444													
Trevor Hoffman, R OBP: 0.407, SLG: 0.506													
Jose Nunez, L OBP: 0.111, SLG: 0.111													
Jeremy Fikac, R													
Tony Gwynn, L													
Chuck McLeroy, L													
Wascar Serrano, R													

Inning Stats	R: 0	H: 0	E: 0	LOB: 1	K: 3	S: 15	P: 24	R: 0	H: 0	E: 0	LOB: 1	K: 2	S: 11	P: 20	R: 0	H: 0	E: 0	LOB: 1	K: 3	S: 18	P: 27	R: 0	H: 0	E: 0	LOB: 0	K: 1	S: 6	P: 9	R: 0	H: 0	E: 0	LOB: 0	K: 1	S: 9	P: 11	R: 0	H: 1	E: 0	LOB: 1	K: 1	S: 16	P: 23	R: 0	H: 0	E: 0	LOB: 0	K: 2	S: 7	P: 9	R: 0	H: 1	E: 0	LOB: 0	K: 1	S: 9	P: 15	R: 0	H: 0	E: 0	LOB: 0	K: 1	S: 8	P: 10	R: 0	H: 0	E: 0	LOB: 0	K: 2	S: 8	P: 12	R: 0	H: 0	E: 0	LOB: 1	K: 2	S: 11	P: 21	R: 0	H: 1	E: 0	LOB: 0	K: 0	S: 6	P: 9	R: 1	H: 1	E: 0	LOB: 0	K: 0	S: 1	P: 1	1B: 3	SF: 0	2B: 1	SAC: 0	3B: 0	DP: 2	HR: 1	HBP: 0	WP: 1	PA: 42
PITCHER	IP	WLS	BF	H	R	ER	SO	BB	IBB	HBP	BLK	WP	HR	S	P	ERA	WHIP																																																																																				
Randy Johnson, L ERA: 2.31	(1, 1)	7.1	27	2	0	0	14	3	0	0	0	0	0	88	133	0.00	0.682																																																																																				
Mike Morgan, R ERA: 5.33	(8, 1)	0.2	1	0	0	0	0	0	0	0	0	0	0	3	5	0.00	0.000																																																																																				
Greg Swindell, L ERA: 4.3	(9, 1)	2.0	6	0	0	0	3	0	0	0	0	0	0	16	22	0.00	0.000																																																																																				
Troy Brohawn, L ERA: 4.93	(11, 1)	0.1	2	0	0	0	1	1	0	0	0	0	0	5	12	0.00	3.000																																																																																				
Miguel Batista, R ERA: 3.58	(11, 1)	1.2	5	1	0	0	1	0	0	0	0	1	0	12	18	0.00	0.600																																																																																				
PITCHER	IP	WLS	BF	H	R	ER	SO	BB	IBB	HBP	BLK	WP	HR	S	P	ERA	WHIP																																																																																				
Byung-Hyun Kim, R ERA: 2.92	(13, 1)	0.0	L	1	1	1	0	0	0	0	0	0	0	1	1	∞	∞																																																																																				

**Arizona Diamondbacks @ San Diego Padres**  
**Qualcomm Stadium, San Diego, CA**  
 Sun Sep 02 2001, 5:05 PM EDT  
 Att: 23,475 - Sunny - 79 F

AB	38
R	1
H	4
RBI	1
BB	4
SO	19
LOB	12





Batter	1	2	3	4	5	6	7	8	9	AB R H RBI BB SO LOB	TOP	
Fernando Vina, L (1, 4) OBP: 0.356, SLG: 0.410	2-2 5 HR 1B		1-0 G6-3		2-2 F7		4-1 2B BB	3-2 F8		4 2 1 0 1 0 3		
Placido Polanco, R (1, 5) OBP: 0.354, SLG: 0.400	0-0 P5		2-0 FC4-6 1B		0-1 S 1B		0-0 1-H 2B		0-0 G6-3	5 1 3 1 0 0 1		
J.D. Drew, L (1, 9) OBP: 0.421, SLG: 0.659	2-3 K		1-2 FC4-6 5 1B 1-2f		3-3 K 1-H		4-1 BB		2-1 5 1B	4 0 1 0 1 2 2		
5 Albert Pujols, R (1, 7) (8, 3) OBP: 0.405, SLG: 0.618	0-1 1-H HR		1-2 1-3 1B		1-3 K		2-1 F8		4-2 1-2 BB	4 1 2 2 1 1 2		
15 Jim Edmonds, L (1, 8) OBP: 0.391, SLG: 0.533	4-2 BB		2-2 F8		0-0 L4		4-1 BB HBP BB		3-3 K	3 0 0 0 2 1 4		
Mark McGwire, R (1, 3) Kerry Robinson, L (8, 7) OBP: 0.303, SLG: 0.483 OBP: 0.331, SLG: 0.341	0-0 F7		0-0 G5-3		2-1 G6-3		0-0 L6		1-0 F8	4 0 0 0 0 0 2 1 0 0 0 0 0 2		
Edgar Renteria, R (1, 6) OBP: 0.315, SLG: 0.374		1-2 F9		2-2 G5-3 1B		2-0 G6-3		4-1 BB 1-2 HBP		3 0 1 0 0 0 0		
Eli Marrero, R (1, 2) OBP: 0.305, SLG: 0.420		1-0 L5		0-1 G5-3		1-2 G6-3		1-3 K		4 0 0 0 0 1 3		
Bud Smith, L (1, 1) OBP: 0.190, SLG: 0.150		0-0 G6-3		2-2 F7		1-1 F8		4-2 1-2 2-3 BB		3 0 0 0 1 0 1		
<b>Inning Stats</b>	R: 2 H: 2 E: 0 LOB: 1 K: 1 BB: 1 S: 15 P: 23	R: 0 H: 0 E: 0 LOB: 0 K: 0 BB: 0 S: 5 P: 7	R: 0 H: 2 E: 0 LOB: 2 K: 0 BB: 0 S: 11 P: 18	R: 0 H: 1 E: 0 LOB: 1 K: 0 BB: 0 S: 11 P: 15	R: 1 H: 1 E: 1 LOB: 0 K: 2 BB: 0 S: 11 P: 17	R: 0 H: 0 E: 0 LOB: 0 K: 0 BB: 0 S: 4 P: 8	R: 1 H: 1 E: 0 LOB: 2 K: 0 BB: 2 S: 11 P: 23	R: 0 H: 0 E: 0 LOB: 3 K: 1 BB: 2 S: 15 P: 31	R: 0 H: 1 E: 0 LOB: 2 K: 1 BB: 1 S: 9 P: 19	1B: 6 SF: 0 2B: 1 SAC: 0 3B: 0 DP: 0 HR: 1 HBP: 1	WP: 0 PA: 42 PB: 0 SB: 2 CS: 0	
<b>PITCHER</b>	IP WLS BF H R ER SO BB IBB HBP BLK WP HR S P ERA WHIP											
Bobby Jones, R (1, 1) ERA: 4.72	6.2 L 30 7 4 3 3 3 3 0 0 0 0 1 66 107 4.05 1.500											
David Lee, R (7, 1) ERA: 4.02	1.1 7 0 0 0 1 2 0 1 0 0 0 0 17 35 0.00 1.500											
Wascar Serrano, R (9, 1) ERA: 4.74	1.0 5 1 0 0 1 1 0 0 0 0 0 0 9 19 0.00 2.000											

St. Louis Cardinals @ San Diego Padres  
Qualcomm Stadium, San Diego, CA  
Mon Sep 03 2001, 9:05 PM EDT  
Att. 36,535 - Overcast - 72 F

AB	35
R	4
H	8
RBI	3
BB	6
SO	5
LOB	20



Batter	1	2	3	4	5	6	7	8	9	AB R H RBI BB SO LOB
--------	---	---	---	---	---	---	---	---	---	----------------------

Rickey Henderson, R OBP: 0.363, SLG: 0.329 (1, 7)	0-3 K		4-2 S BB			4-2 BB			2-2 G6-3	2 0 0 0 2 1 0
D'Angelo Jimenez, S OBP: 0.347, SLG: 0.340 (1, 6)	2-0 F8		3-1 L6			2-0 P6			4-2 DI BB	3 0 0 0 1 0 2
Ryan Klesko, L OBP: 0.398, SLG: 0.558 (1, 3)	1-2 G5-3					2-2 F8			3-2 G6-3	4 0 0 0 0 0 2
Phil Nevin, R OBP: 0.396, SLG: 0.581 (1, 5)						1-0 F9			2-1 G1-3	4 0 0 0 0 0 1
Bubba Trammell, R OBP: 0.333, SLG: 0.466 (1, 9)						1-3 K				3 0 0 0 0 1 0
Ray Lankford, L OBP: 0.354, SLG: 0.501 (1, 8)						1-1 F7			2-3 K	2 0 0 0 1 1 0
Ben Davis, S OBP: 0.346, SLG: 0.354 (1, 2)						1-2 G6-3			0-0 G5-3	3 0 0 0 0 1 1
Damian Jackson, R OBP: 0.319, SLG: 0.344 Tony Gwynn, L (8, PH) OBP: 0.402, SLG: 0.500 Cesar Crespo, S (9, 4) OBP: 0.316, SLG: 0.286						1-3 K			1-0 G6-3	2 0 0 0 0 2 0 1 0 0 0 0 0 0 0 0 0 0 0 0 0
Bobby Jones, R OBP: 0.164, SLG: 0.170 David Lee, R (7, 1) Wiki Gonzalez, R (8, PH) OBP: 0.360, SLG: 0.496 Wascar Serrano, R (9, 1) OBP: 0.111, SLG: 0.111						1-1 F9			3-1 G5-3	2 0 0 0 0 1 0 0 0 0 0 0 0 0 1 0 0 0 0 0 0 0 0 0 0 0 0 0

Inning Stats	R: 0	H: 0	E: 0	K: 1	S: 7	R: 0	H: 0	E: 0	K: 1	S: 11	R: 0	H: 0	E: 0	K: 1	S: 10	R: 0	H: 0	E: 0	K: 1	S: 8	R: 0	H: 0	E: 0	K: 1	S: 8	R: 0	H: 0	E: 0	K: 1	S: 9	R: 0	H: 0	E: 0	K: 1	S: 10	R: 0	H: 0	E: 0	K: 0	S: 4	R: 0	H: 0	E: 0	K: 0	S: 11	1B: 0	2B: 0	3B: 0	HR: 0	SF: 0	SAC: 0	DP: 0	HBP: 0	WP: 0	PB: 0	SB: 1	CS: 0	PA: 31
--------------	------	------	------	------	------	------	------	------	------	-------	------	------	------	------	-------	------	------	------	------	------	------	------	------	------	------	------	------	------	------	------	------	------	------	------	-------	------	------	------	------	------	------	------	------	------	-------	-------	-------	-------	-------	-------	--------	-------	--------	-------	-------	-------	-------	--------

PITCHER	IP	WLS	BF	H	R	ER	SO	BB	IBB	HBP	BLK	WP	HR	S	P	ERA	WHIP
Bud Smith, L ERA: 3.75 (1, 1)	9.0	W	31	0	0	0	7	4	0	0	0	0	0	78	134	0.00	0.444

**BOTTOM**

**St. Louis Cardinals @ San Diego Padres**  
Qualcomm Stadium, San Diego, CA  
Mon Sep 03 2001, 9:05 PM EDT  
Att. 36,535 - Overcast - 72 F

[livebaseballscorecards.com](http://livebaseballscorecards.com)

<b>AB</b>	<b>27</b>
<b>R</b>	<b>0</b>
<b>H</b>	<b>0</b>
<b>RBI</b>	<b>0</b>
<b>BB</b>	<b>4</b>
<b>SO</b>	<b>7</b>
<b>LOB</b>	<b>6</b>





Batter	1	2	3	4	5	6	7	8	9	AB R H RBI BB SO LOB	TOP	
<b>Fernando Vina, L</b> (1, 4) <small>OBP: 0.357, SLG: 0.409</small> <b>Bobby Bonilla, S</b> (8, PH) <small>OBP: 0.315, SLG: 0.358</small> <b>Steve Kline, S</b> (8, 1) <small>OBP: 1.000, SLG: 1.000</small> <b>Luther Hackman, R</b> (8, 1)	3-1  1B	0-0 <b>G6-4-3</b> <small>1-2f, 2-3, 3-H</small>			0-1 <b>G4-3</b>		4-0  5 HR BB	1-3 <b>K</b>		3 1 1 0 1 0 2 1 0 0 0 0 1 2 0 0 0 0 0 0 0 0 0 0 0 0 0 0	<b>St. Louis Cardinals @ San Diego Padres</b> Qualcomm Stadium, San Diego, CA Tue Sep 04 2001, 10:05 PM EDT Att. 16,304 - Sunny - 73 F	
<b>Placido Polanco, R</b> (1, 5) <small>OBP: 0.353, SLG: 0.399</small>	3-1 <b>FC6-5</b> 1-3	2-0 <b>G6-3</b>			0-2  5 F8 S 1B		0-0 <b>SH1-3</b> 1-2	0-2 <b>FC6-4</b> 1-2f		4 0 1 0 0 0 4		
<b>J.D. Drew, L</b> (1, 9) <small>OBP: 0.418, SLG: 0.649</small>	0-2 <b>G1-3</b>				4-1  1-2 BB		1-1 <b>P6</b>		2-2 <b>P5</b>	4 0 0 0 1 0 2		
<b>5 Albert Pujols, R</b> (1, 7) <small>OBP: 0.405, SLG: 0.622</small>	2-2 <b>G4-3</b>				2-2 <b>F8</b> 2-3		0-0  2-H HR		1-2 <b>G6-3</b>	5 1 2 2 0 0 3		
<b>15 Jim Edmonds, L</b> (1, 8) <small>OBP: 0.391, SLG: 0.537</small>					2-3  2-3		2-1  HR		2-2 <b>G3</b>	4 2 1 1 1 1 3		
<b>Mark McGwire, R</b> (1, 3) <small>OBP: 0.306, SLG: 0.479</small> <b>Kerry Robinson, L</b> (7, 7) <small>OBP: 0.331, SLG: 0.341</small>					0-1 <b>G6-3</b>		4-2  BB		0-0 <b>F5</b>	2 1 0 0 2 0 0 0 0 0 0 0 0 0		
<b>Edgar Renteria, R</b> (1, 6) <small>OBP: 0.317, SLG: 0.375</small>					1-1 <b>G4-3</b>		0-1 <b>F8</b>		1-0  1B 1B	4 1 2 0 0 0 1		
<b>Mike Matheny, R</b> (1, 2) <small>OBP: 0.283, SLG: 0.299</small>					3-1  1B		2-0 <b>F7</b>		2-3 <b>K</b>	4 0 1 1 0 1 4		
<b>Matt Morris, R</b> (1, 1) <small>OBP: 0.154, SLG: 0.143</small> <b>Craig Paquette, R</b> (8, PH) <small>OBP: 0.316, SLG: 0.463</small> (8, 5)					1-3 <b>K</b>		1-3 <b>K</b>		0-2  FC6-4 1B	2 0 0 1 1 2 2 1 0 1 0 0 0 0		
<b>Inning Stats</b>	R: 0 H: 1 E: 0 LOB: 1 K: 0 BB: 0 S: 11 P: 18	R: 3 H: 1 E: 1 LOB: 1 K: 0 BB: 3 S: 9 P: 25	R: 0 H: 1 E: 0 LOB: 0 K: 0 BB: 0 S: 9 P: 12	R: 0 H: 1 E: 0 LOB: 1 K: 1 BB: 0 S: 9 P: 14	R: 0 H: 1 E: 0 LOB: 2 K: 1 BB: 1 S: 15 P: 23	R: 0 H: 0 E: 0 LOB: 1 K: 1 BB: 1 S: 9 P: 16	R: 3 H: 2 E: 0 LOB: 0 K: 0 BB: 1 S: 7 P: 14	R: 0 H: 2 E: 0 LOB: 2 K: 2 BB: 0 S: 14 P: 18	R: 0 H: 0 E: 0 LOB: 0 K: 0 BB: 0 S: 10 P: 15	1B: 7 SF: 0 2B: 0 SAC: 1 3B: 0 DP: 1 HR: 2 HBP: 0		WP: 0 PA: 41 PB: 1 SB: 2 CS: 0
<b>PITCHER</b> <b>Junior Herndon, R</b> (1, 1) <small>ERA: 4.81</small> <b>Brett Jodie, R</b> (5, 1) <small>ERA: 9.9</small> <b>Chuck McElroy, L</b> (8, 1) <small>ERA: 4.8</small>	IP WLS BF H R ER SO BB IBB HBP BLK WP HR S P ERA WHIP											<b>PITCHER</b> IP WLS BF H R ER SO BB IBB HBP BLK WP HR S P ERA WHIP

livebaseballscorecards.com

<b>AB</b>	<b>34</b>
<b>R</b>	<b>6</b>
<b>H</b>	<b>9</b>
<b>RBI</b>	<b>5</b>
<b>BB</b>	<b>6</b>
<b>SO</b>	<b>5</b>
<b>LOB</b>	<b>23</b>



Batter	1	2	3	4	5	6	7	8	9	AB	R	H	RBI	BB	SO	LOB
D'Angelo Jimenez, S (1, 6) OBP: 0.346, SLG: 0.338	1-1 G5-3		3-2 G4-3 1B		0-1 G4-3			1-0 F8		4	0	1	0	0	0	0
Mark Kotsay, L (1, 8) OBP: 0.370, SLG: 0.449	2-2 G4-3		2-2 G4-3 1B		1-0 F7			1-0 S 1B		4	1	2	0	0	0	0
Ryan Klesko, L (1, 3) OBP: 0.395, SLG: 0.553	0-0 G5-3		0-0 G4-3		0-0 G3-1			3-3 K		4	0	0	0	0	1	3
Dave Magadan, L (1, 5) OBP: 0.324, SLG: 0.341		3-2 1B	2-3 K		3-1 G3			1-0 WP 1B HBP		3	0	1	0	0	1	2
Alex Arias, R (8, PH) OBP: 0.316, SLG: 0.333										0	0	0	0	0	0	0
Damian Jackson, R (8, PR) OBP: 0.319, SLG: 0.344										0	0	0	0	0	0	0
Ray Lankford, L (1, 7) OBP: 0.355, SLG: 0.501		1-2 F7		1-1 1B		0-0 L4		2-1 WP 1B		4	0	2	1	0	0	1
Bubba Trammell, R (1, 9) OBP: 0.330, SLG: 0.462		2-3 K		1-0 F9		2-1 G6-3		1-3 K		4	0	0	0	0	2	4
Wiki Gonzalez, R (1, 2) OBP: 0.364, SLG: 0.496		1-2 1B		1-2 1B			0-1 G6-3		0-0 P4	4	0	2	0	0	0	0
Cesar Crespo, S (1, 4) OBP: 0.305, SLG: 0.275		1-0 F7		1-3 K			1-3 K2-3		1-1 G3	4	0	0	0	0	2	4
Junior Herndon, R (1, 1) Tony Gwynn, L (4, PH) Brett Jodie, R (5, 1) Kevin Witt, L (7, PH) Chuck McElroy, L (8, 1) Rick Wilkins, L (9, PH)			1-3 K	2-1 F9			2-0 F5		0-1 G4-3	1	0	0	0	0	1	0

Inning Stats	R: 0	H: 0	E: 0	K: 0	S: 6	R: 0	H: 2	E: 0	K: 1	S: 13	R: 0	H: 2	E: 0	K: 2	S: 16	R: 0	H: 2	E: 0	K: 1	S: 12	R: 0	H: 0	E: 0	K: 0	S: 4	R: 0	H: 0	E: 0	K: 0	S: 5	R: 0	H: 0	E: 0	K: 1	S: 6	R: 1	H: 2	E: 0	K: 2	S: 10	R: 0	H: 0	E: 0	K: 0	S: 5	R: 0	H: 0	E: 0	K: 0	S: 5	R: 0	H: 2	E: 0	K: 0	S: 5	1B: 8	2B: 0	3B: 0	HR: 0	SF: 0	SAC: 0	DP: 0	HBP: 1	WP: 1	PA: 36
--------------	------	------	------	------	------	------	------	------	------	-------	------	------	------	------	-------	------	------	------	------	-------	------	------	------	------	------	------	------	------	------	------	------	------	------	------	------	------	------	------	------	-------	------	------	------	------	------	------	------	------	------	------	------	------	------	------	------	-------	-------	-------	-------	-------	--------	-------	--------	-------	--------

PITCHER	IP	WLS	BF	H	R	ER	SO	BB	IBB	HBP	BLK	WP	HR	S	P	ERA	WHIP
Matt Morris, R (1, 1) ERA: 3.18	7.0		27	6	0	0	5	0	0	0	0	0	0	62	96	0.00	0.857
Steve Kline, L (8, 1) ERA: 1.64	0.2		5	2	1	1	1	0	0	1	0	0	0	7	15	13.50	3.000
Luther Hackman, R (8, 1) ERA: 4.33	1.1		4	0	0	0	1	0	0	0	0	1	0	8	10	0.00	0.000

BOTTOM

St. Louis Cardinals @ San Diego Padres  
Qualcomm Stadium, San Diego, CA

Tue Sep 04 2001, 10:05 PM EDT  
Att: 16,304 - Sunny - 73 F

livebaseballscorecards.com

AB 35  
R 1  
H 8  
RBI 1  
BB 0  
SO 7  
LOB 16





Batter	1	2	3	4	5	6	7	8	9	AB R H RBI BB SO LOB
Fernando Vina, L (1, 4) OBP: 0.355, SLG: 0.406	0-0 G6-3		1-0 G1-3		3-2 G3			0-1 G5-3		4 0 0 0 0 0 2
Placido Polanco, R (1, 5) OBP: 0.350, SLG: 0.395	1-0 F9		0-0 G6-3			2-1 F7		1-0 F5		4 0 0 0 0 0 1
J.D. Drew, L (1, 9) OBP: 0.413, SLG: 0.641	0-1 F7			2-2 F8		0-0 G6-3		1-3 K		4 0 0 0 0 1 0
5 Albert Pujols, R (1, 7) OBP: 0.406, SLG: 0.627 (9, 3)		0-3 K		0-0 1B		3-0 HR		3-2 F8		4 1 2 1 0 1 0
15 Jim Edmonds, L (1, 8) OBP: 0.390, SLG: 0.534		1-3 K		1-3 K		2-3 K		4-2 CS BB		3 0 0 0 1 3 1
Mark McGwire, R (1, 3) OBP: 0.305, SLG: 0.488 Kerry Robinson, L (9, 7) OBP: 0.331, SLG: 0.341		1-1 HR		1-3 K			0-3 K	3-3 K 1-2		4 1 1 1 0 3 2 0 0 0 0 0 0 0
Edgar Renteria, R (1, 6) OBP: 0.317, SLG: 0.375		1-3 K			2-2 G6-3 1B		1-3 K			3 0 1 0 0 2 0
Eli Marrero, R (1, 2) OBP: 0.311, SLG: 0.426			1-2 SH1-4 2B		0-1 F9		4-2 BB			2 0 1 0 1 0 1
Woody Williams, R (1, 1) OBP: 0.224, SLG: 0.257			3-1 SH1-4		1-0 G6-3		2-2 P5			2 0 0 0 0 0 2

TOP	
St. Louis Cardinals @ San Diego Padres Qualcomm Stadium, San Diego, CA	Wed Sep 05 2001, 10:05 PM EDT Att. 19,075 - Cloudy - 72 F
AB 30 R 2 H 5 RBI 2 BB 2 SO 10 LOB 9	WP: 0 PA: 33 PB: 0 SB: 0 CS: 1
	

Inning Stats	R: 0 E: 0 K: 0 S: 4	H: 0 LOB: 0 BB: 0 P: 5	R: 1 E: 0 K: 3 S: 11	H: 1 LOB: 0 BB: 0 P: 14	R: 0 E: 0 K: 0 S: 7	H: 1 LOB: 1 BB: 0 P: 12	R: 0 E: 0 K: 2 S: 10	H: 1 LOB: 1 BB: 0 P: 14	R: 0 E: 0 K: 0 S: 13	H: 1 LOB: 1 BB: 0 P: 18	R: 1 E: 0 K: 1 S: 8	H: 1 LOB: 0 BB: 0 P: 15	R: 0 E: 0 K: 2 S: 16	H: 0 LOB: 1 BB: 1 P: 23	R: 0 E: 0 K: 1 S: 6	H: 0 LOB: 0 BB: 0 P: 8	R: 0 E: 0 K: 1 S: 9	H: 0 LOB: 1 BB: 1 P: 19	1B: 2 2B: 2 3B: 0 HR: 2	SF: 0 SAC: 1 DP: 1 HBP: 0	WP: 0 PB: 0 SB: 0 CS: 1	PA: 33
PITCHER	IP	WLS	BF	H	R	ER	SO	BB	IBB	HBP	BLK	WP	HR	S	P	ERA	WHIP					
Kevin Jarvis, R (1, 1) ERA: 4.72	6.0	L	23	5	2	2	6	0	0	0	0	0	2	53	78	3.00	0.833					
Jeremy Fikac, R (7, 1) ERA:	2.1		9	0	0	0	3	2	0	0	0	0	0	28	44	0.00	0.857					
Wascar Serrano, R (9, 1) ERA: 4.66	0.2		1	0	0	0	1	0	0	0	0	0	0	3	6	0.00	0.000					





Batter	1	2	3	4	5	6	7	8	9	AB R H RBI BB SO LOB	TOP																									
Rickey Henderson, R OBP: 0.366, SLG: 0.334 (1, 7)	2-3 K		4-2 1B S G6-4-3 BB		1-2 FC9-6-5		2-2 2B		0-1 S 1B	4 1 2 0 1 1 1	<b>San Diego Padres @ Arizona Diamondbacks</b> Bank One Ballpark, Phoenix, AZ Fri Sep 07 2001, 9:05 PM EDT Att. 32,184 - Sunny - 94 F <a href="http://livebaseballscorecards.com">livebaseballscorecards.com</a>																									
D'Angelo Jimenez, S OBP: 0.354, SLG: 0.342 (1, 6)	3-2 CS 1B		3-2 G6-4-3 1B			4-2 HR BB	3-3 K		4-2 BB	3 1 2 0 2 1 0																										
Phil Nevin, R OBP: 0.396, SLG: 0.585 (1, 5)	2-2 1B		0-0 G6-4-3			2-2 HR	0-1 F9		1-3 K	5 1 2 2 0 1 3																										
Bubba Trammell, R OBP: 0.328, SLG: 0.456 Dave Magadan, L OBP: 0.314, SLG: 0.331 (1, 9) (6, 3)	1-3 K		3-H 2-3 K			1-2 SH5-4 1B HBP		0-0 F7		2 0 0 0 0 2 1 1 0 0 0 0 0 0																										
Mike Colangelo, R OBP: 0.356, SLG: 0.493 (1, 8) (6, 9) Trevor Hoffman, R (8, 1)		1-3 K		3-3 K		0-0 SH5-4 1B		1-1 HR		4 1 2 1 0 2 0 0 0 0 0 0 0 0																										
Ben Davis, S OBP: 0.344, SLG: 0.351 (1, 2)		3-3 K2-3		1-3 K		0-0 SH5-4		0-3 K		3 0 0 0 0 3 0																										
Alex Arias, R OBP: 0.319, SLG: 0.336 Wiki Gonzalez, R OBP: 0.366, SLG: 0.492 Mark Kotsay, L OBP: 0.367, SLG: 0.444 (1, 3) (6, PH) (6, 8)		0-0 1B 1B		1-1 G4-3		4-0 IBB		0-1 F7		2 0 1 0 0 0 0 0 0 0 0 1 0 0 1 0 0 0 0 0 0																										
Damian Jackson, R OBP: 0.319, SLG: 0.342 (1, 4)		2-2 1B		4-0 FC9-6-5 S BB		1-3 K		2-0 F7		3 0 1 0 1 1 3																										
Brian Tollberg, R OBP: 0.188, SLG: 0.133 Tony Swynn, L OBP: 0.389, SLG: 0.483 Wascar Serrano, R OBP: 0.111, SLG: 0.111 Chuck McElroy, L Jeremy Fikac, R Ray Lankford, L OBP: 0.352, SLG: 0.496 (1, 1) (6, PH) (6, 1) (6, 1) (7, 1) (8, 9)		0-3 K		0-3 K		0-0 F8		2-3 K		2 0 0 0 0 2 3 1 0 0 0 0 0 3 0 1 0 0 0 0 1 0																										
<b>Inning Stats</b>	R: 0 E: 0 K: 2 S: 16	H: 2 LOB: 1 BB: 0 P: 24	R: 0 E: 0 K: 3 S: 14	H: 2 LOB: 2 BB: 0 P: 20	R: 1 E: 0 K: 1 S: 12	H: 1 LOB: 0 BB: 1 P: 21	R: 0 E: 0 K: 2 S: 8	H: 0 LOB: 0 BB: 0 P: 13	R: 0 E: 0 K: 1 S: 6	H: 0 LOB: 0 BB: 1 P: 11		R: 2 E: 0 K: 1 S: 16	H: 2 LOB: 3 BB: 2 P: 28	R: 0 E: 0 K: 1 S: 9	H: 1 LOB: 0 BB: 0 P: 14	R: 1 E: 0 K: 1 S: 8	H: 1 LOB: 0 BB: 0 P: 9	R: 0 E: 0 K: 2 S: 18	H: 1 LOB: 2 BB: 1 P: 27	1B: 7 2B: 2 3B: 0 HR: 2	SF: 0 SAC: 1 DP: 2 HBP: 1	WP: 0 PB: 0 SB: 3 CS: 1	PA: 39													
<b>PITCHER</b>	IP WLS BF H R ER SO BB IBB HBP BLK WP HR S P ERA WHIP																				<b>PITCHER</b>	IP WLS BF H R ER SO BB IBB HBP BLK WP HR S P ERA WHIP														
Randy Johnson, L ERA: 2.37 (1, 1)	6.0		27	7	3	3	10	3	1	1	0	0	1	72	117	4.50	1.667																			
Mike Morgan, R ERA: 4.6 (7, 1)	1.0		3	1	0	0	1	0	0	0	0	0	0	9	14	0.00	1.000																			
Greg Swindell, L ERA: 4.5 (8, 1)	1.0	L	4	1	1	1	1	0	0	0	0	0	1	8	9	9.00	1.000																			
Miguel Batista, R ERA: 3.68 (9, 1)	1.0		5	1	0	0	2	1	0	0	0	0	0	18	27	0.00	2.000																			



Batter	1	2	3	4	5	6	7	8	9	AB	R	H	RBI	BB	SO	LOB
<b>Craig Counsell, L</b> (1, 6) OBP: 0.366, SLG: 0.368	4-1 1B BB		2-1 1B	1-3 K		2-1 1B 2B		1-2 F8		4	1	2	0	1	1	4
<b>Jay Bell, R</b> (1, 4) OBP: 0.343, SLG: 0.393 <b>Erubiel Durazo, L</b> (8, PH) OBP: 0.344, SLG: 0.513 <b>Chad Moeller, R</b> (9, 2) OBP: 0.302, SLG: 0.300	2-1 F9		2-1 F8		1-2 F4	2-2 1B 2-H		1-3 K		4	0	1	1	0	0	2
<b>Luis Gonzalez, L</b> (1, 7) OBP: 0.437, SLG: 0.705	1-2 F5		1-1 F7		3-2 F9	0-3 K			3-3 K	5	0	0	0	0	2	3
<b>Reggie Sanders, R</b> (1, 9) OBP: 0.332, SLG: 0.551	1-0 1B			1-0 G5-3	2-1 2B			2-2 F9	2-2 G6-3	5	1	2	0	0	0	0
<b>Mark Grace, L</b> (1, 3) OBP: 0.385, SLG: 0.467	1-1 G4-3			2-2 G4-3	0-0 E 2B			2-2 F5	2-0 G3-1	5	0	1	1	0	0	2
<b>Matt Williams, R</b> (1, 5) OBP: 0.315, SLG: 0.475		0-1 G4-3		2-1 2B 1B	0-0 E6			0-0 1B		4	1	2	0	0	0	1
<b>Steve Finley, L</b> (1, 8) OBP: 0.333, SLG: 0.391		0-1 F8		2-0 1B 2B	2-0 F7			1-1 G3		4	0	1	0	0	0	3
<b>Damian Miller, R</b> (1, 2) OBP: 0.332, SLG: 0.418 <b>Tony Womack, L</b> (6, PH) OBP: 0.278, SLG: 0.306 <b>Rod Barajas, R</b> (7, 2) OBP: 0.205, SLG: 0.310 <b>Midre Cummings, L</b> (8, PH) OBP: 0.167, SLG: 0.182 <b>Miguel Batista, R</b> (9, 1) OBP: 0.111, SLG: 0.040		0-3 K		4-0 1B IBB		3-2 F8		0-3 K		1	0	0	0	1	1	0
<b>Randy Johnson, R</b> (1, 1) OBP: 0.143, SLG: 0.104 <b>David Dellucci, L</b> (6, PH) OBP: 0.347, SLG: 0.500 <b>Mike Morgan, R</b> (7, 1) OBP: 0.347, SLG: 0.500 <b>Greg Swindell, L</b> (8, 1) OBP: 0.167, SLG: 0.182 <b>Danny Bautista, R</b> (8, PH) OBP: 0.322, SLG: 0.370 <b>Junior Spivey, R</b> (9, 4) OBP: 0.352, SLG: 0.431			1-3 K	1-1 1B	1-1 1B	2-3 K		2-2 1B		2	0	1	1	0	1	0

Inning Stats	R: 0	H: 1	E: 0	LOB: 2	K: 0	BB: 1	S: 9	R: 0	H: 0	E: 0	LOB: 0	K: 1	BB: 0	S: 7	R: 0	H: 1	E: 0	LOB: 1	K: 1	BB: 0	S: 9	R: 1	H: 2	E: 1	LOB: 2	K: 0	BB: 0	S: 12	R: 1	H: 2	E: 0	LOB: 1	K: 2	BB: 0	S: 14	R: 0	H: 1	E: 0	LOB: 1	K: 0	BB: 0	S: 9	R: 0	H: 1	E: 0	LOB: 1	K: 2	BB: 0	S: 12	R: 0	H: 0	E: 0	LOB: 0	K: 1	BB: 0	S: 7	1B: 7	SF: 0	2B: 4	SAC: 0	3B: 0	DP: 0	HR: 0	HBP: 0
--------------	------	------	------	--------	------	-------	------	------	------	------	--------	------	-------	------	------	------	------	--------	------	-------	------	------	------	------	--------	------	-------	-------	------	------	------	--------	------	-------	-------	------	------	------	--------	------	-------	------	------	------	------	--------	------	-------	-------	------	------	------	--------	------	-------	------	-------	-------	-------	--------	-------	-------	-------	--------

PITCHER	IP	WLS	BF	H	R	ER	SO	BB	IBB	HBP	BLK	WP	HR	S	P	ERA	WHIP
<b>Brian Tollberg, R</b> (1, 1) ERA: 4.04	5.0		25	7	2	2	3	1	1	0	0	0	0	49	85	3.60	1.600
<b>Wascar Serrano, R</b> (6, 1) ERA: 4.62	0.1	H	1	0	0	0	0	0	0	0	0	0	0	3	6	0.00	0.000
<b>Chuck McElroy, L</b> (6, 1) ERA: 4.88	0.2	B	4	2	1	1	2	0	0	0	0	0	0	11	17	13.50	3.000
<b>Jeremy Fikac, R</b> (7, 1) ERA:	1.2	W	7	2	0	0	1	0	0	0	0	0	0	18	26	0.00	1.200
<b>Trevor Hoffman, R</b> (8, 1) ERA: 2.68	1.1	S	4	0	0	0	2	0	0	0	0	0	0	10	18	0.00	0.000

**BOTTOM**

**San Diego Padres @ Arizona Diamondbacks**  
Bank One Ballpark, Phoenix, AZ

Fri Sep 07 2001, 9:05 PM EDT  
Att: 32,184 - Sunny - 94 F

<b>AB</b>	<b>39</b>
<b>R</b>	<b>3</b>
<b>H</b>	<b>11</b>
<b>RBI</b>	<b>3</b>
<b>BB</b>	<b>2</b>
<b>SO</b>	<b>8</b>
<b>LOB</b>	<b>16</b>







Batter	1	2	3	4	5	6	7	8	9	10	AB R H RBI BB SO LOB	BOTTOM																	
<b>Craig Counsell, L</b> OBP: 0.364, SLG: 0.368 (1, 4) (10, 6)	2-1 1B 2B	0-3 K			1-1 G4-3		0-1 G4-3		2-3 K		5 1 1 0 0 2 1	<b>San Diego Padres @ Arizona Diamondbacks</b> Bank One Ballpark, Phoenix, AZ Sat Sep 08 2001, 4:05 PM EDT Att: 39,929 - Dome - 72 F <a href="http://livebaseballscorecards.com">livebaseballscorecards.com</a>																	
<b>Tony Womack, L</b> OBP: 0.280, SLG: 0.308 (1, 6) (10, 9)	2-0 S 1B			1-1 G4-3 1B	0-0 G6-3		2-2 F7		4-2 IBB BB		4 1 2 1 0 0 0 0 0 0 0 1 0 0																		
<b>David Dellucci, L</b> OBP: 0.350, SLG: 0.500 (9, PH) (10, 9)	2-2 F7			2-2 G4-3 1B	2-1 F8			1-2 G6-3 FC6-2 2B	4-0 IBB		4 0 1 0 1 0 2																		
<b>Luis Gonzalez, L</b> OBP: 0.436, SLG: 0.704 (1, 7) (10, 9)	2-2 F7			1-2	2-1 F8			1-2 IBB	4-0 IBB		4 0 1 0 1 0 2																		
<b>Danny Bautista, R</b> OBP: 0.324, SLG: 0.371 (1, 9) (10, 1)	2-0 G6-3			0-0 G4-3 1B		0-1 2B 1B		0-0 G6-3	1-2 P4		5 1 2 1 0 0 5 0 0 0 0 0 0 0 0 0 0 0 0 0 0																		
<b>Troy Brohawn, L</b> OBP: 0.167, SLG: 0.167 (10, 1)	1-2			2-H 1B				2-3																					
<b>Byung-Hyun Kim, R</b> OBP: 0.167, SLG: 0.167 (10, 1)	1-2			2-H 1B																									
<b>Mark Grace, L</b> OBP: 0.385, SLG: 0.467 (1, 3) (10, PR)	1-1 F8			0-0 G4-3		1-0 PB 2B		2-2 FC6-2	4-2 HR BB		4 0 1 1 1 0 3 0 1 0 0 0 0 0																		
<b>Ryan Christenson, R</b> (10, PR)	1-1 F8			0-0 G4-3		1-H 2B		3-H F9	2-0 HR		5 2 2 2 0 0 3																		
<b>Matt Williams, R</b> OBP: 0.317, SLG: 0.482 (1, 5)		1-0 HR 1B		1-1 G6-3		0-1 G5-3		3-1 F9	2-0 HR		5 2 2 2 0 0 3																		
<b>Steve Finley, L</b> OBP: 0.337, SLG: 0.407 (1, 8)		3-2 1-H HR		1-0 G4-3		4-1 G6-4-3 BB			2-2 HR		3 2 2 3 1 0 0																		
<b>Rod Barajas, R</b> OBP: 0.200, SLG: 0.302 (6, PH)		0-3 K		1-0 G4-3		2-3 BB					2 0 0 0 0 2 0 1 0 0 0 0 0 2 0 0 0 0 0 0 0 0 0 0 0 0 0 0 1 0 1 0 0 0 0 0 0 0 0 0 0 0																		
<b>Greg Colburn, R</b> OBP: 0.349, SLG: 0.466 (7, 1)		0-3 K		0-3 K		1-1 G6-4-3			1-2 SH1-4 2B		2 0 0 0 0 2 0 1 0 0 0 0 0 2 0 0 0 0 0 0 0 0 0 0 0 0 0 0 1 0 1 0 0 0 0 0 0 0 0 0 0 0																		
<b>Greg Swindell, L</b> (7, 1)		0-3 K		0-3 K		1-1 G6-4-3			1-2 SH1-4 2B		2 0 0 0 0 2 0 1 0 0 0 0 0 2 0 0 0 0 0 0 0 0 0 0 0 0 0 0 1 0 1 0 0 0 0 0 0 0 0 0 0 0																		
<b>Miguel Batista, R</b> OBP: 0.111, SLG: 0.040 (8, 1)		0-3 K		0-3 K		1-1 G6-4-3			1-2 SH1-4 2B		2 0 0 0 0 2 0 1 0 0 0 0 0 2 0 0 0 0 0 0 0 0 0 0 0 0 0 0 1 0 1 0 0 0 0 0 0 0 0 0 0 0																		
<b>Midre Cummings, L</b> OBP: 0.221, SLG: 0.333 (9, PH)		0-3 K		0-3 K		1-1 G6-4-3			1-2 SH1-4 2B		2 0 0 0 0 2 0 1 0 0 0 0 0 2 0 0 0 0 0 0 0 0 0 0 0 0 0 0 1 0 1 0 0 0 0 0 0 0 0 0 0 0																		
<b>Junior Spivey, R</b> OBP: 0.352, SLG: 0.431 (10, 4)		0-3 K		0-3 K		1-1 G6-4-3			1-2 SH1-4 2B		2 0 0 0 0 2 0 1 0 0 0 0 0 2 0 0 0 0 0 0 0 0 0 0 0 0 0 0 1 0 1 0 0 0 0 0 0 0 0 0 0 0																		
<b>Brian Anderson, R</b> OBP: 0.139, SLG: 0.222 (1, 1)		0-3 K		0-3 K		1-1 G6-4-3			1-2 SH1-4 2B		2 0 0 0 0 2 0 1 0 0 0 0 0 2 0 0 0 0 0 0 0 0 0 0 0 0 0 0 1 0 1 0 0 0 0 0 0 0 0 0 0 0																		
<b>Mike Koplove, R</b> (3, 1)		0-3 K		0-3 K		1-1 G6-4-3			1-2 SH1-4 2B		2 0 0 0 0 2 0 1 0 0 0 0 0 2 0 0 0 0 0 0 0 0 0 0 0 0 0 0 1 0 1 0 0 0 0 0 0 0 0 0 0 0																		
<b>Damian Miller, R</b> OBP: 0.331, SLG: 0.417 (7, 2)		0-3 K		0-3 K		1-1 G6-4-3			1-2 SH1-4 2B		2 0 0 0 0 2 0 1 0 0 0 0 0 2 0 0 0 0 0 0 0 0 0 0 0 0 0 0 1 0 1 0 0 0 0 0 0 0 0 0 0 0																		
<b>Inning Stats</b>	R: 1 E: 0 K: 0 S: 9	H: 2 LOB: 1 BB: 0 P: 18	R: 2 E: 0 K: 3 S: 13	H: 2 LOB: 0 BB: 0 P: 17	R: 1 E: 0 K: 0 S: 10	H: 2 LOB: 1 BB: 0 P: 14	R: 0 E: 0 K: 2 S: 7	H: 0 LOB: 0 BB: 0 P: 9	R: 0 E: 0 K: 0 S: 5	H: 0 LOB: 0 BB: 0 P: 8	R: 1 E: 0 K: 0 S: 8	H: 2 LOB: 1 BB: 1 P: 14	R: 0 E: 0 K: 1 S: 8	H: 0 LOB: 0 BB: 0 P: 11	R: 0 E: 0 K: 0 S: 9	H: 1 LOB: 1 BB: 0 P: 15	R: 1 E: 0 K: 1 S: 18	H: 2 LOB: 3 BB: 2 P: 33	R: 2 E: 0 K: 0 S: 3	H: 1 LOB: 1 BB: 1 P: 9	1B: 5 2B: 4 3B: 0 HR: 3	SF: 0 SAC: 1 DP: 1 HBP: 0	WP: 0 PB: 1 SB: 1 CS: 0	PA: 42					
<b>PITCHER</b>	IP WLS BF H R ER SO BB IBB HBP BLK WP HR S P ERA WHIP												<b>PITCHER</b>	IP WLS BF H R ER SO BB IBB HBP BLK WP HR S P ERA WHIP															
<b>Brian Lawrence, R</b> ERA: 3.25 (1, 1)	5.1		24	8	5	5	5	0	0	0	0	0	0	1	49	72	8.44	1.500											
<b>Jose Nunez, L</b> ERA: 4.96 (6, 1)	2.1		8	1	0	0	1	1	0	0	0	0	0	0	18	29	0.00	0.857											
<b>Jeremy Fikac, R</b> ERA: (8, 1)	0.1	H	1	0	0	0	0	0	0	0	0	0	0	2	5	0.00	0.000												
<b>Trevor Hoffman, R</b> ERA: 2.81 (9, 1)	1.0	B	7	2	1	1	1	1	1	0	0	0	0	1	18	33	9.00	3.000											
<b>Wascar Serrano, R</b> ERA: 5.08 (10, 1)	0.0	L	2	1	2	2	0	1	0	0	0	0	0	1	3	9	∞	∞											



Batter	1	2	3	4	5	6	7	8	9	AB R H RBI BB SO LOB	TOP											
D'Angelo Jimenez, S OBP: 0.354, SLG: 0.336 (1, 6)	1-0 F8			4-1 F7-4-3 BB	0-1 F7			0-2 F8		3 0 0 0 1 0 2												
Mark Kotsay, L OBP: 0.366, SLG: 0.441 Mike Colangelo, R OBP: 0.364, SLG: 0.478 (6, PH) (6, 8)	1-2 G1-3			1-2 F7-4-3			1-3 K	4-2 BB		2 0 0 0 0 0 1 1 0 0 0 1 1 0												
Ryan Klesko, L OBP: 0.389, SLG: 0.541 (1, 3)	1-3 K			0-1 G4-3			2-0 F8	3-1 F9		4 0 0 0 0 1 1												
Phil Nevin, R OBP: 0.393, SLG: 0.591 (1, 5)							0-0 G5-3	1-0 F7		4 1 1 1 0 0 1												
Ray Lankford, L OBP: 0.356, SLG: 0.494 (1, 7)							4-0 1B S 1B BB	0-1 G6-3 S 1B	1-1 G6-3	3 1 1 0 1 0 0												
Bubba Trammell, R OBP: 0.327, SLG: 0.462 (1, 9)							2-1 P3	1-1 L8	3-2 F2	4 0 0 0 0 1 2												
Ben Davis, S OBP: 0.342, SLG: 0.348 (1, 2)							0-0 1B	2-0 G6-3	1-2 F3	4 0 1 0 0 1 1												
Cesar Crespo, S OBP: 0.314, SLG: 0.279 (1, 4)							3-1 1B	4-1 BB		2 0 1 1 1 0 0												
Bobby Jones, R OBP: 0.161, SLG: 0.167 Tony Swamy, L OBP: 0.381, SLG: 0.472 Brett Jodie, R OBP: 0.312, SLG: 0.328 Dave Magadan, L OBP: 0.312, SLG: 0.328 David Lee, R Junior Herndon, R Jose Nunez, L							2-2 G5-3	2-0 F8		1 0 0 0 0 0 0 1 0 0 0 0 0 2 0 0 0 0 0 0 0 1 0 0 0 0 0 2 0												
<b>Inning Stats</b>	R: 0 E: 0 K: 1 S: 7	H: 0 LOB: 0 BB: 0 P: 10	R: 0 E: 0 K: 1 S: 12	H: 0 LOB: 0 BB: 0 P: 21	R: 0 E: 0 K: 1 S: 7	H: 0 LOB: 0 BB: 0 P: 13	R: 0 E: 0 K: 0 S: 6	H: 0 LOB: 0 BB: 1 P: 11	R: 2 E: 0 K: 0 S: 10	H: 3 LOB: 2 BB: 1 P: 21	R: 0 E: 0 K: 1 S: 5	H: 0 LOB: 0 BB: 0 P: 8	R: 0 E: 0 K: 0 S: 8	H: 1 LOB: 2 BB: 1 P: 15	R: 0 E: 0 K: 0 S: 12	H: 0 LOB: 1 BB: 1 P: 20	R: 0 E: 0 K: 0 S: 9	H: 0 LOB: 0 BB: 0 P: 14	1B: 3 2B: 1 3B: 0 HR: 1	SF: 0 SAC: 0 DP: 1 HBP: 0	WP: 0 PB: 0 SB: 2 CS: 0	PA: 34
<b>PITCHER</b>	IP WLS BF H R ER SO BB IBB HBP BLK WP HR S P ERA WHIP																					
Bobby Witt, R ERA: 3.49 (1, 1)	6.0 W 23 4 2 2 4 2 0 0 0 0 0 1 49 86 3.00 1.000																					
Mike Morgan, R ERA: 4.45 (7, 1)	1.0 H 4 0 0 0 0 1 0 0 0 0 0 0 6 13 0.00 1.000																					
Greg Swindell, L ERA: 4.32 (8, 1)	0.2 3 0 0 0 0 1 0 0 0 0 0 0 11 18 0.00 1.500																					
Byung-Hyun Kim, R ERA: 2.91 (8, 1)	1.1 S 4 0 0 0 0 0 0 0 0 0 0 0 10 16 0.00 0.000																					

**San Diego Padres @ Arizona Diamondbacks**  
Bank One Ballpark, Phoenix, AZ

AB	30
R	2
H	4
RBI	2
BB	4
SO	4
LOB	12



Sun Sep 09 2001, 4:35 PM EDT  
Att: 33,741 - Dome - 72 F

WP: 0	PA: 34
-------	--------

Batter	1	2	3	4	5	6	7	8	9
<b>Tony Womack, L</b> OBP: 0.281, SLG: 0.309 (1, 6)	0-1 1B	1-2 F9		2-1 G6-3			1-0 1B	1-2 FC5-4	
<b>Jay Bell, R</b> OBP: 0.344, SLG: 0.395 (1, 4) <b>Junior Spivey, R</b> OBP: 0.350, SLG: 0.429 (7, PR) (8, 4)	4-2 1B		1-1 G5-3	1-3 K			2-2 2B	0-2 G5-3	
<b>Luis Gonzalez, L</b> OBP: 0.435, SLG: 0.700 (1, 7)	1-1 F2		1-1 F9		1-2 F8		4-0 IBB		
<b>Danny Bautista, R</b> OBP: 0.323, SLG: 0.368 (1, 9) <b>Byung-Hyun Kim, R</b> OBP: 0.167, SLG: 0.167 (8, 1)	1-2 G6-4-3		1-2 1B		1-0 G5-3		2-1 F9		
<b>Mark Grace, L</b> OBP: 0.386, SLG: 0.468 (1, 3)		1-1 1B	2-2 1B		2-2 F8		2-0 G6-3		
<b>Matt Williams, R</b> OBP: 0.319, SLG: 0.485 (1, 5)		2-2 1B	1-1 FC6-4		2-2 F9		3-2 E		
<b>Steve Finley, L</b> OBP: 0.340, SLG: 0.411 (1, 8)		2-0 2B		1-2 HR		1-2 F7	4-0 1B		
<b>Damian Miller, R</b> OBP: 0.332, SLG: 0.426 (1, 2)		1-1 G6-3		3-2 HR		3-1 G5-3	2-0 1B		
<b>Bobby Witt, R</b> OBP: 0.143, SLG: 0.143 (1, 1) <b>Mike Morgan, R</b> (7, 1)		1-3 K		1-3 K			1-3 K	1-2 FC5-4	

AB	R	H	RBI	BB	SO	LOB
5	0	2	0	0	0	2
3	0	1	0	1	1	0
1	0	0	0	0	0	1
3	0	0	0	1	0	2
4	1	1	0	0	0	4
0	0	0	0	0	0	0
4	1	2	1	0	0	0
4	2	2	0	0	0	1
3	2	2	1	1	0	0
4	2	2	4	0	0	1
2	0	0	0	0	2	1
0	0	0	0	0	0	0
1	0	0	0	0	1	0
0	0	0	0	0	0	0
1	0	1	2	0	0	0

WP	PA
0	38

Inning Stats	R	H	E	K	S	H	LOB	BB	P	R	H	E	K	S	H	LOB	BB	P
	0	1	0	12	18	2	1	0	18	1	2	0	13	23	0	0	0	13
	2	3	0	16	24	0	1	0	24	2	3	0	15	23	0	0	0	15
	0	0	0	9	19	0	0	0	19	0	0	0	9	23	0	0	0	13
	0	0	0	9	11	0	0	0	11	0	0	0	9	11	0	0	0	13


PITCHER	IP	WLS	BF	H	R	ER	SO	BB	IBB	HBP	BLK	WP	HR	S	P	ERA	WHIP
<b>Bobby Jones, R</b> ERA: 4.86 (1, 1)	4.0	L	20	8	5	5	3	1	0	0	0	0	1	56	84	11.25	2.250
<b>Brett Jodie, R</b> ERA: 8.25 (5, 1)	2.0		6	0	0	0	0	0	0	0	0	0	0	18	28	0.00	0.000
<b>David Lee, R</b> ERA: 3.92 (7, PH)	1.0		5	2	0	0	1	0	1	0	0	0	0	9	19	0.00	2.000
<b>Junior Herndon, R</b> ERA: 5.22 (8, 1)	0.1		4	2	3	2	0	0	1	0	0	0	0	5	16	54.00	6.000
<b>Jose Nunez, L</b> ERA: 4.89 (8, 1)	0.2		3	1	0	0	0	0	0	0	0	0	0	9	11	0.00	1.500

**San Diego Padres @ Arizona Diamondbacks**  
Bank One Ballpark, Phoenix, AZ


Sun Sep 09 2001, 4:35 PM EDT  
Att: 33,741 - Dome - 72 F

livebaseballscorecards.com

AB	35
R	8
H	13
RBI	8
BB	3
SO	4
LOB	12





Batter	1	2	3	4	5	6	7	8	9	AB R H RBI BB SO LOB	TOP																								
												<b>Los Angeles Dodgers @ San Diego Padres</b> Qualcomm Stadium, San Diego, CA Tue Sep 11 2001, 10:05 PM EDT <a href="http://livebaseballscorecards.com">livebaseballscorecards.com</a>																							
		<b>AB 0</b> <b>R 0</b> <b>H 0</b> <b>RBI 0</b> <b>BB 0</b> <b>SO 0</b> <b>LOB 0</b>																																	
																																			
Inning Stats		1B: 0 SF: 0 2B: 0 SAC: 0 3B: 0 DP: 0 HR: 0 HBP: 0	WP: 0 PA: 0 PB: 0 SB: 0 CS: 0																																
PITCHER	IP	WLS	BF	H	R	ER	SO	BB	IBB	HBP	BLK	WP	HR	S	P	ERA	WHIP	PITCHER	IP	WLS	BF	H	R	ER	SO	BB	IBB	HBP	BLK	WP	HR	S	P	ERA	WHIP












Batter	1	2	3	4	5	6	7	8	9	AB R H RBI BB SO LOB	TOP																								
												<b>Los Angeles Dodgers @ San Diego Padres</b> Qualcomm Stadium, San Diego, CA Thu Sep 13 2001, 5:05 PM EDT <a href="http://livebaseballscorecards.com">livebaseballscorecards.com</a>																							
											<b>AB 0</b> <b>R 0</b> <b>H 0</b> <b>RBI 0</b> <b>BB 0</b> <b>SO 0</b> <b>LOB 0</b>																								
																																			
Inning Stats											1B: 0 SF: 0 2B: 0 SAC: 0 3B: 0 DP: 0 HR: 0 HBP: 0 WP: 0 PA: 0 PB: 0 SB: 0 CS: 0																								
PITCHER	IP	WLS	BF	H	R	ER	SO	BB	IBB	HBP	BLK	WP	HR	S	P	ERA	WHIP	PITCHER	IP	WLS	BF	H	R	ER	SO	BB	IBB	HBP	BLK	WP	HR	S	P	ERA	WHIP

Batter	1	2	3	4	5	6	7	8	9	AB R H RBI BB SO LOB	BOTTOM
--------	---	---	---	---	---	---	---	---	---	----------------------	--------

Inning Stats											

**Los Angeles Dodgers @ San Diego Padres**  
 Qualcomm Stadium, San Diego, CA  
 Thu Sep 13 2001, 5:05 PM EDT

[livebaseballscorecards.com](http://livebaseballscorecards.com)

**AB** 0  
**R** 0  
**H** 0  
**RBI** 0  
**BB** 0  
**SO** 0  
**LOB** 0




1B: 0	SF: 0	WP: 0	PA: 0
2B: 0	SAC: 0	PB: 0	
3B: 0	DP: 0	SB: 0	
HR: 0	HBP: 0	CS: 0	

PITCHER IP WLS BF H R ER SO BB IBB HBP BLK WP HR S P ERA WHIP

PITCHER IP WLS BF H R ER SO BB IBB HBP BLK WP HR S P ERA WHIP



Batter	1	2	3	4	5	6	7	8	9	AB R H RBI BB SO LOB	TOP																								
												<b>Colorado Rockies @ San Diego Padres</b> Qualcomm Stadium, San Diego, CA Fri Sep 14 2001, 10:05 PM EDT  <a href="http://livebaseballscorecards.com">livebaseballscorecards.com</a>																							
											<b>AB 0</b> <b>R 0</b> <b>H 0</b> <b>RBI 0</b> <b>BB 0</b> <b>SO 0</b> <b>LOB 0</b>																								
																																			
Inning Stats											1B: 0 SF: 0 WP: 0 PA: 0 2B: 0 SAC: 0 PB: 0 3B: 0 DP: 0 SB: 0 HR: 0 HBP: 0 CS: 0																								
PITCHER	IP	WLS	BF	H	R	ER	SO	BB	IBB	HBP	BLK	WP	HR	S	P	ERA	WHIP	PITCHER	IP	WLS	BF	H	R	ER	SO	BB	IBB	HBP	BLK	WP	HR	S	P	ERA	WHIP












Batter	1	2	3	4	5	6	7	8	9	AB R H RBI BB SO LOB	TOP																								
												<b>Colorado Rockies @ San Diego Padres</b> Qualcomm Stadium, San Diego, CA Sun Sep 16 2001, 5:00 PM EDT  <a href="http://livebaseballscorecards.com">livebaseballscorecards.com</a>																							
		<b>AB 0</b> <b>R 0</b> <b>H 0</b> <b>RBI 0</b> <b>BB 0</b> <b>SO 0</b> <b>LOB 0</b>																																	
																																			
Inning Stats		1B: 0 SF: 0 2B: 0 SAC: 0 3B: 0 DP: 0 HR: 0 HBP: 0	WP: 0 PA: 0 PB: 0 SB: 0 CS: 0																																
PITCHER	IP	WLS	BF	H	R	ER	SO	BB	IBB	HBP	BLK	WP	HR	S	P	ERA	WHIP	PITCHER	IP	WLS	BF	H	R	ER	SO	BB	IBB	HBP	BLK	WP	HR	S	P	ERA	WHIP





Batter	1	2	3	4	5	6	7	8	9	AB R H RBI BB SO LOB	TOP																	
Rickey Henderson, R OBP: 0.370, SLG: 0.337 Mike Colangelo, R OBP: 0.359, SLG: 0.471	(1, 7) F3 2-2		(2) F3 0-2		(2-1) 2B		(4-2) 2B 1B BB	(2) K 2-3		3 1 1 0 1 0 1 1 0 0 0 0 1 0	<b>San Diego Padres @ Los Angeles Dodgers</b> Dodger Stadium, Los Angeles, CA Mon Sep 17 2001, 7:10 PM PDT Att. 40,676 - Sunny - 68 F																	
D'Angelo Jimenez, S OBP: 0.358, SLG: 0.359	(1, 6) 1B 0-1		(3) K 3-3		(0-3) K 0-3		(0-0) 1B 2B	(1-1) HR		5 2 3 1 0 2 2																		
Ray Lankford, L OBP: 0.357, SLG: 0.500	(1, 8) F8 2-1			(0-1) HR	(1-2) F7		(4-2) PB 1B SF9 BB	(3-2) G4-3		4 2 1 1 1 0 2																		
Phil Nevin, R OBP: 0.393, SLG: 0.589	(1, 5) K 2-3			(1-2) 1B 1B	(2-3) K 2-3		(1-2) SF9 PB SF8 1B 1-2 2-H 3-H	(1-0) G5-3		5 1 2 2 0 2 2																		
Bubba Trammell, R OBP: 0.328, SLG: 0.464		(0-2) F9 1-1		(2-3) K 2-3		(1-0) E6	(4-2) 1-2 2-3 BB	(2-2) 3B		4 0 1 0 1 1 1																		
Kevin Witt, L (1, 3)		(1-3) K 1-3		(2-0) F7 2-0		(3-1) F7 3-1	(2-0) SF9 2-3 3-H	(2-0) G3		4 0 0 1 0 1 3																		
Ben Davis, S OBP: 0.340, SLG: 0.347 (1, 2)		(2-3) K 2-3		(3-2) BB 1-3 1B		(3-3) K 3-3	(0-0) SF8 3-H	(3-2) F9		4 0 1 1 0 2 2																		
Damian Jackson, R OBP: 0.320, SLG: 0.338 Wascar Serrano, R OBP: 0.111, SLG: 0.111 Jeremy Fikac, R Jose Nunez, L Trevor Hoffman, R	(1, 4) (7, 1) (7, 1) (8, 1) (9, 1)		(4-2) BB 4-2		(4-0) BB 4-0		(4-0) IBB 4-0			1 0 0 0 3 1 1 0																		
Jason Middlebrook, R Cesar Crespo, S OBP: 0.311, SLG: 0.276 (1, 1) (7, 4)			(1-3) K 1-3		(0-3) K 0-3		(0-3) K 0-3	(2-1) F8 2-1		3 0 0 0 0 3 6 1 0 0 0 0 0 0																		
<b>Inning Stats</b>	R: 0 E: 0 K: 1 S: 10	H: 1 LOB: 1 BB: 0 P: 16	R: 0 E: 0 K: 2 S: 10	H: 0 LOB: 0 BB: 0 P: 13	R: 0 E: 0 K: 2 S: 11	H: 0 LOB: 1 BB: 1 P: 19	R: 1 E: 0 K: 2 S: 17	H: 3 LOB: 3 BB: 1 P: 29	R: 0 E: 0 K: 2 S: 11	H: 1 LOB: 1 BB: 0 P: 16		R: 0 E: 1 K: 2 S: 10	H: 0 LOB: 2 BB: 1 P: 21	R: 4 E: 0 K: 1 S: 16	H: 2 LOB: 1 BB: 3 P: 33	R: 1 E: 0 K: 1 S: 10	H: 1 LOB: 0 BB: 0 P: 18	R: 0 E: 0 K: 0 S: 10	H: 1 LOB: 1 BB: 0 P: 18	1B: 4 2B: 2 3B: 1 HR: 2	SF: 2 SAC: 0 DP: 0 HBP: 0	WP: 0 PB: 1 SB: 0 CS: 0	PA: 43					
<b>PITCHER</b>	IP WLS BF H R ER SO BB IBB HBP BLK WP HR S P ERA WHIP																											
Kevin Brown, R ERA: 2.68 (1, 1)	6.0		27	5	1	1	11	2	1	0	0	0	0	1	69	114	1.50	1.167										
Chan Ho Park, R ERA: 3.41 (7, 1)	0.0	L	5	2	4	4	0	3	0	0	0	0	0	0	11	24	∞	∞										
Eric Gagne, R ERA: 4.89 (7, 1)	2.0		7	1	1	1	2	0	0	0	0	0	0	1	15	27	4.50	0.500										
Jeff Shaw, R ERA: 3.6 (9, 1)	1.0		4	1	0	0	0	0	0	0	0	0	0	0	10	18	0.00	1.000										

AB	35
R	6
H	9
RBI	6
BB	6
SO	13
LOB	20



livebaseballscorecards.com

BOTTOM

San Diego Padres @ Los Angeles Dodgers  
Dodger Stadium, Los Angeles, CA

livebaseballscores.com

AB 34  
R 4  
H 8  
RBI 4  
BB 5  
SO 8  
LOB 20



WP: 1 PA: 40  
PB: 0  
SB: 1  
CS: 0

ERA WHIP

Mon Sep 17 2001, 7:10 PM PDT  
Att: 40,676 - Sunny - 68 F

AB R H RBI BB SO LOB

4 0 2 0 1 0 0

4 0 1 0 0 1 3

4 0 0 0 1 2 3

5 0 1 0 0 1 5

3 1 1 1 1 0 1

3 0 0 0 0 1 3  
0 0 0 0 0 0 0  
0 0 0 0 0 0 0  
0 0 0 0 1 0 0  
0 0 0 0 0 0 0  
0 0 0 0 0 0 0

4 1 2 1 0 0 0

3 0 0 0 0 1 1  
0 0 0 0 0 0 0  
1 0 0 0 0 1 2  
0 0 0 0 0 0 0

1 0 0 0 0 0 0  
0 1 0 0 1 0 0  
2 1 1 2 0 1 2

1B: 6 SF: 0  
2B: 1 SAC: 1  
3B: 0 DP: 1  
HR: 1 HBP: 0

Table with 9 columns (Batter 1-9) and 10 rows (Batters: Marquis Grissom, Mark Grudzielanek, Shawn Green, Gary Sheffield, Paul Lo Duca, Eric Karros, Chan Ho Park, Eric Gagne, Chris Donnels, McKay Christensen, Jeff Shaw, Adrian Beltré, Alex Cora, Dave Hansen, Phil Hiatt, Jeff Reboulet, Kevin Brown, Tom Goodwin, Chad Kreuter). Each cell contains a batter's name, stats, and a diamond diagram showing the play.

Inning Stats table with columns for R, H, E, K, S, LOB, BB, P, and rows for Inning 1 through 9.

PITCHER table with columns for IP, WLS, BF, H, R, ER, SO, BB, IBB, HBP, BLK, WP, HR, S, P, ERA, WHIP and rows for Jason Middlebrook, Wascar Serrano, Jeremy Fikac, Jose Nunez, Trevor Hoffman.



Batter	1	2	3	4	5	6	7	8	9	AB R H RBI BB SO LOB	TOP
Rickey Henderson, R OBP: 0.369, SLG: 0.339 (1, 7)	2-1 G3 2B		0-1 P6			3-2 G6-3		0-1 G5-3		4 0 1 0 0 0 1	
D'Angelo Jimenez, S OBP: 0.353, SLG: 0.353 (1, 6)	0-0 G3			1-2 G3		1-3 K		0-0 G3-1		4 0 0 0 0 1 1	
Ray Lankford, L OBP: 0.356, SLG: 0.497 (1, 8)	2-3 K2-3			3-1 F7		3-3 K		3-0 BB 1B		4 1 1 0 0 2 1	
Phil Nevin, R OBP: 0.392, SLG: 0.585 (1, 5)	2-2 G1-3			4-1 HR BB			0-0 F9		2-3 K	3 1 0 0 1 1 2	
Bubba Trammell, R OBP: 0.329, SLG: 0.470 (1, 9)		0-0 F9		2-1 HR			0-1 G6-3		4-0 1B BB	3 1 1 2 1 0 0	
Kevin Witt, L OBP: 0.091, SLG: 0.100 (1, 3)		3-2 G1-3		0-3 K			0-0 G5-3		2-1 1B 2-H	4 0 1 1 0 1 0	
Ben Davis, S OBP: 0.339, SLG: 0.346 Wiki Gonzalez, R OBP: 0.364, SLG: 0.504 (1, 2) (6, 2)		0-2 G5-3			0-0 G3-1			4-1 WP BB	3-2 G1-3	2 0 0 0 0 0 0 1 0 0 0 1 0 2	AB 31 R 3 H 4 RBI 3 BB 3 SO 6 LOB 9
Damian Jackson, R OBP: 0.318, SLG: 0.335 (1, 4)			0-0 L6		3-2 G4-3			0-3 K		3 0 0 0 0 1 1	
Kevin Jarvis, L OBP: 0.262, SLG: 0.298 Trevor Hoffman, R (9, 1)			3-2 F7		0-1 G3			1-0 F5		3 0 0 0 0 0 1 0 0 0 0 0 0 0	
<b>Inning Stats</b>	R: 0 H: 1 E: 0 LOB: 1 K: 1 BB: 0 S: 9 P: 15	R: 0 H: 0 E: 0 LOB: 0 K: 0 BB: 0 S: 8 P: 11	R: 0 H: 0 E: 0 LOB: 0 K: 0 BB: 0 S: 7 P: 10	R: 2 H: 1 E: 0 LOB: 0 K: 1 BB: 1 S: 11 P: 21	R: 0 H: 0 E: 0 LOB: 0 K: 0 BB: 0 S: 7 P: 10	R: 0 H: 0 E: 0 LOB: 0 K: 2 BB: 0 S: 9 P: 16	R: 0 H: 0 E: 0 LOB: 0 K: 0 BB: 0 S: 4 P: 4	R: 0 H: 0 E: 0 LOB: 1 K: 1 BB: 1 S: 7 P: 12	R: 1 H: 2 E: 0 LOB: 2 K: 1 BB: 1 S: 12 P: 26	1B: 2 SF: 0 2B: 1 SAC: 0 3B: 0 DP: 0 HR: 1 HBP: 0	WP: 1 PA: 34 PB: 0 SB: 0 CS: 0
<b>PITCHER</b> Terry Adams, R ERA: 4.22 Matt Herges, R ERA: 3.58	IP WLS BF H R ER SO BB IBB HBP BLK WP HR S P ERA WHIP	8.0 L 28 2 2 2 5 2 0 0 0 1 1 62 99 2.25 0.500	1.0 6 2 1 1 1 1 0 0 0 0 0 12 26 9.00 3.000								

San Diego Padres @ Los Angeles Dodgers  
Dodger Stadium, Los Angeles, CA

Tue Sep 18 2001, 7:10 PM PDT  
Att. 28,473 - Cloudy - 66 F

livebaseballscorecards.com



Batter	1	2	3	4	5	6	7	8	9	AB	R	H	RBI	BB	SO	LOB
Marquis Grissom, R OBP: 0.261, SLG: 0.433 (1, 8)	1-0 F9		2-2 G6-3		0-0 L1			0-2 P6		4	0	0	0	0	0	0
Mark Grudzielanek, R OBP: 0.329, SLG: 0.416 (1, 4)	1-0 G4-3		3-1 1B			0-2 G4-3		3-2 L3		4	0	1	0	0	0	0
Shawn Green, L OBP: 0.371, SLG: 0.600 (1, 9)	1-0 G3-1		1-0 F8			1-3 K			1-1 F8 G6-3 1B	4	1	1	0	0	1	1
Gary Sheffield, R OBP: 0.414, SLG: 0.587 (1, 7)		4-1 1B 1B BB		3-2 F8		2-2 F9			2-0 F8	3	1	0	0	1	0	1
Paul Lo Duca, R OBP: 0.371, SLG: 0.538 (1, 2)		1-0 F8		1-1 G1-3			0-2 G6-3		1-2 G6-3	4	0	0	1	0	0	1
Eric Karros, R OBP: 0.301, SLG: 0.399 (1, 3)		3-2 1B 1-3 1B		4-1 BB			0-0 2B		3-H 0-3 K	3	0	2	0	1	1	0
Adrián Beltré, R OBP: 0.308, SLG: 0.417 (1, 5)		1-2 G6-4-3 1B		1-1 F9			2-3 K			3	0	1	1	0	1	2
Alex Cora, L OBP: 0.285, SLG: 0.313 Dave Hansen, L OBP: 0.376, SLG: 0.349 Jeff Reboulet, R OBP: 0.355, SLG: 0.402 (1, 6) (7, PH) (8, 6)	0-2 G6-4-3		0-2 G4-3			1-0 G1-3				2	0	0	0	0	0	2
Terry Adams, R OBP: 0.128, SLG: 0.086 Chris Donnels, L OBP: 0.280, SLG: 0.309 Matt Herges, L OBP: 0.429, SLG: 0.429 (1, 1) (8, PH) (9, 1)			0-2 G5-3		0-1 F9			1-0 G1-3		1	0	0	0	0	0	0

Inning Stats	R: 0	H: 0	E: 0	K: 0	S: 3	R: 1	H: 2	E: 0	K: 0	S: 12	R: 0	H: 1	E: 0	K: 0	S: 13	R: 0	H: 0	E: 0	K: 0	S: 9	R: 0	H: 0	E: 0	K: 1	S: 6	R: 0	H: 1	E: 0	K: 1	S: 8	R: 0	H: 0	E: 0	K: 0	S: 10	R: 1	H: 1	E: 0	K: 1	S: 9	1B: 4	SF: 0	2B: 1	SAC: 0	3B: 0	DP: 1	HR: 0	HBP: 0	WP: 0	PA: 33
PITCHER	IP	WLS	BF	H	R	ER	SO	BB	IBB	HBP	BLK	WP	HR	S	P	ERA	WHIP																																	
Kevin Jarvis, R ERA: 4.57 Trevor Hoffman, R ERA: 2.87	(1, 1)	8.0	W	29	4	1	1	2	2	0	0	0	0	70	107	1.12	0.750																																	
	(9, 1)	1.0	S	4	1	1	1	0	0	0	0	0	0	9	13	9.00	1.000																																	

**BOTTOM**

**San Diego Padres @ Los Angeles Dodgers**  
Dodger Stadium, Los Angeles, CA

Tue Sep 18 2001, 7:10 PM PDT  
Att: 28,473 - Cloudy - 66 F

livebaseballscorecards.com

AB	31
R	2
H	5
RBI	2
BB	2
SO	3
LOB	8







BOTTOM

San Diego Padres @ Los Angeles Dodgers  
Dodger Stadium, Los Angeles, CA  
Wed Sep 19 2001, 7:10 PM PDT  
Att. 31,902 - Cloudy - 68 F

livebaseballscorecards.com

AB 37  
R 3  
H 9  
RBI 3  
BB 6  
SO 6  
LOB 24



WP: 0 PA: 44  
PB: 0  
SB: 0  
CS: 0

AB R H RBI BB SO LOB

5 0 1 2 0 1 0

5 0 1 0 0 0 1

2 0 0 0 3 0 0

5 1 3 0 0 0 3

3 0 1 0 1 0 3

0 0 0 0 0 0 0

2 0 0 1 0 0 1

5 1 0 1 0 0 9

4 0 0 0 0 2 5

1 0 0 0 0 1 2

1 0 0 0 0 1 0

1 1 1 0 0 0 0

1 0 0 0 0 1 0

0 0 0 0 0 0 0

1B: 6 SF: 0

2B: 3 SAC: 1

3B: 0 DP: 1

HR: 0 HBP: 0

WP: 0 PA: 44

PB: 0

SB: 0

CS: 0

1B: 6 SF: 0

2B: 3 SAC: 1

3B: 0 DP: 1

HR: 0 HBP: 0

WP: 0 PA: 44

PB: 0

SB: 0

CS: 0

1B: 6 SF: 0

2B: 3 SAC: 1

3B: 0 DP: 1

HR: 0 HBP: 0

WP: 0 PA: 44

PB: 0

SB: 0

CS: 0

1B: 6 SF: 0

2B: 3 SAC: 1

3B: 0 DP: 1

HR: 0 HBP: 0

WP: 0 PA: 44

PB: 0

SB: 0

CS: 0

1B: 6 SF: 0

2B: 3 SAC: 1

3B: 0 DP: 1

HR: 0 HBP: 0

WP: 0 PA: 44

PB: 0

SB: 0

CS: 0

1B: 6 SF: 0

2B: 3 SAC: 1

3B: 0 DP: 1

HR: 0 HBP: 0

WP: 0 PA: 44

PB: 0

SB: 0

CS: 0

1B: 6 SF: 0

2B: 3 SAC: 1

3B: 0 DP: 1

HR: 0 HBP: 0

WP: 0 PA: 44

PB: 0

SB: 0

CS: 0

1B: 6 SF: 0

2B: 3 SAC: 1

3B: 0 DP: 1

HR: 0 HBP: 0

WP: 0 PA: 44

PB: 0

SB: 0

CS: 0

1B: 6 SF: 0

2B: 3 SAC: 1

3B: 0 DP: 1

HR: 0 HBP: 0

WP: 0 PA: 44

PB: 0

SB: 0

CS: 0

1B: 6 SF: 0

2B: 3 SAC: 1

3B: 0 DP: 1

HR: 0 HBP: 0

WP: 0 PA: 44

PB: 0

SB: 0

CS: 0

1B: 6 SF: 0

2B: 3 SAC: 1

3B: 0 DP: 1

HR: 0 HBP: 0

WP: 0 PA: 44

PB: 0

SB: 0

CS: 0

1B: 6 SF: 0

2B: 3 SAC: 1

3B: 0 DP: 1

HR: 0 HBP: 0

WP: 0 PA: 44

PB: 0

SB: 0

CS: 0

1B: 6 SF: 0

2B: 3 SAC: 1

3B: 0 DP: 1

HR: 0 HBP: 0

WP: 0 PA: 44

PB: 0

SB: 0

CS: 0

1B: 6 SF: 0

2B: 3 SAC: 1

3B: 0 DP: 1

HR: 0 HBP: 0

WP: 0 PA: 44

PB: 0

SB: 0

CS: 0

1B: 6 SF: 0

2B: 3 SAC: 1

3B: 0 DP: 1

HR: 0 HBP: 0

WP: 0 PA: 44

PB: 0

SB: 0

CS: 0

1B: 6 SF: 0

2B: 3 SAC: 1

3B: 0 DP: 1

HR: 0 HBP: 0

WP: 0 PA: 44

PB: 0

SB: 0

CS: 0

1B: 6 SF: 0

2B: 3 SAC: 1

3B: 0 DP: 1

HR: 0 HBP: 0

WP: 0 PA: 44

PB: 0

SB: 0

CS: 0

1B: 6 SF: 0

2B: 3 SAC: 1

3B: 0 DP: 1

HR: 0 HBP: 0

WP: 0 PA: 44

PB: 0

SB: 0

CS: 0

1B: 6 SF: 0

2B: 3 SAC: 1

3B: 0 DP: 1

HR: 0 HBP: 0

WP: 0 PA: 44

PB: 0

SB: 0

CS: 0

1B: 6 SF: 0

2B: 3 SAC: 1

3B: 0 DP: 1

HR: 0 HBP: 0

WP: 0 PA: 44

PB: 0

SB: 0

CS: 0

1B: 6 SF: 0

2B: 3 SAC: 1

3B: 0 DP: 1

HR: 0 HBP: 0

WP: 0 PA: 44

PB: 0

SB: 0

CS: 0

1B: 6 SF: 0

2B: 3 SAC: 1

3B: 0 DP: 1

HR: 0 HBP: 0

WP: 0 PA: 44

PB: 0

SB: 0

CS: 0

1B: 6 SF: 0

2B: 3 SAC: 1

3B: 0 DP: 1

HR: 0 HBP: 0

WP: 0 PA: 44

PB: 0

SB: 0

CS: 0

1B: 6 SF: 0

2B: 3 SAC: 1

3B: 0 DP: 1

HR: 0 HBP: 0

WP: 0 PA: 44

PB: 0

SB: 0

CS: 0

1B: 6 SF: 0

2B: 3 SAC: 1

3B: 0 DP: 1

HR: 0 HBP: 0

WP: 0 PA: 44

PB: 0

SB: 0

CS: 0

1B: 6 SF: 0

2B: 3 SAC: 1

3B: 0 DP: 1

HR: 0 HBP: 0

WP: 0 PA: 44

PB: 0

SB: 0

CS: 0

1B: 6 SF: 0

2B: 3 SAC: 1

3B: 0 DP: 1

HR: 0 HBP: 0

WP: 0 PA: 44

PB: 0

SB: 0

CS: 0

1B: 6 SF: 0

2B: 3 SAC: 1

3B: 0 DP: 1

HR: 0 HBP: 0

WP: 0 PA: 44

PB: 0

SB: 0

CS: 0

1B: 6 SF: 0

2B: 3 SAC: 1

3B: 0 DP: 1

HR: 0 HBP: 0

WP: 0 PA: 44

PB: 0

SB: 0

CS: 0

1B: 6 SF: 0

2B: 3 SAC: 1

3B: 0 DP: 1

HR: 0 HBP: 0

WP: 0 PA: 44

PB: 0

SB: 0

CS: 0

1B: 6 SF: 0

2B: 3 SAC: 1

3B: 0 DP: 1

HR: 0 HBP: 0

WP: 0 PA: 44

PB: 0

SB: 0

CS: 0

1B: 6 SF: 0

2B: 3 SAC: 1

3B: 0 DP: 1

HR: 0 HBP: 0

WP: 0 PA: 44

PB: 0

SB: 0

CS: 0

1B: 6 SF: 0

2B: 3 SAC: 1

3B: 0 DP: 1

HR: 0 HBP: 0

WP: 0 PA: 44

PB: 0

SB: 0



Batter	1	2	3	4	5	6	7	8	9	AB R H RBI BB SO LOB	TOP											
Calvin Murray, R (1, 8) OBP: 0.323, SLG: 0.350	2-2 G4-3		3-2 G5-3		0-1 1B		1-2 G5-3		4-2 BB	4 0 1 1 1 0 0	<b>San Francisco Giants @ San Diego Padres</b> Qualcomm Stadium, San Diego, CA Fri Sep 21 2001, 10:05 PM EDT Att. 60,066 - Sunny - 73 F <a href="http://livebaseballscorecards.com">livebaseballscorecards.com</a>											
Rich Aurilia, R (1, 6) OBP: 0.375, SLG: 0.577	0-1 BB 1B		2-3 K		0-0 F7		1-1 1B		2-3 K	5 0 2 0 0 2 4												
Barry Bonds, L (1, 7) OBP: 0.500, SLG: 0.834	4-0 1-2 BB		0-0 G3		1-0 1-3 2-H 1B		1-1 F8			3 0 1 1 1 0 1												
Andres Galarraga, R (1, 3) OBP: 0.314, SLG: 0.457	1-3 K			1-3 K	2-2 F4			0-0 G6-3		4 0 0 0 0 2 4												
Jeff Kent, R (1, 4) OBP: 0.360, SLG: 0.489	2-1 G4-3			1-0 G6-3	1-3 K			2-1 G6-3		4 0 0 0 0 1 4												
John Vander Wal, L (1, 9) OBP: 0.351, SLG: 0.448		1-1 G4-3		2-1 FC4 1B		2-1 P3		2-3 K		4 0 1 0 0 1 0												
LeJon Powell, R (8, 9) OBP: 1.000, SLG: 1.000										0 0 0 0 0 0 0												
Benito Santiago, R (1, 2) OBP: 0.302, SLG: 0.367		1-2 G5-3		0-0 FC4 1-2f		3-2 G5-3			3-2 L8	4 0 0 0 0 0 1												
Ramon Martinez, R (1, 5) OBP: 0.321, SLG: 0.350		4-1 BB			0-1 E 1B 1B	3-1 G1-3			1-0 G5-3 1B	3 1 2 0 1 0 0												
Jason Schmidt, R (1, 1) OBP: 0.196, SLG: 0.311		0-3 K			2-1 E1 1B		3-1 G3		2-2 G5-3	2 1 0 0 0 0 1 2												
Jalil Leach, L (7, PH) OBP: 0.167, SLG: 0.167										1 0 0 0 0 0 0 0												
Tim Worrell, R (7, 1)										0 0 0 0 0 0 0 0												
Felix Rodriguez, R (8, 1)										0 0 0 0 0 0 0 0												
Eric Davis, R (9, PH) OBP: 0.279, SLG: 0.365										1 0 0 0 0 0 0 1												
Robb Nen, R (9, 1)										0 0 0 0 0 0 0 0												
<b>Inning Stats</b>	R: 0 E: 0 K: 1 S: 10	H: 1 LOB: 2 BB: 1 P: 19	R: 0 E: 0 K: 1 S: 9	H: 0 LOB: 1 BB: 1 P: 15	R: 0 E: 0 K: 1 S: 9	H: 0 LOB: 0 BB: 0 P: 14	R: 0 E: 0 K: 1 S: 9	H: 1 LOB: 1 BB: 0 P: 13	R: 2 E: 1 K: 1 S: 14	H: 3 LOB: 2 BB: 0 P: 20	R: 0 E: 0 K: 0 S: 9	H: 0 LOB: 0 BB: 0 P: 17	R: 0 E: 0 K: 0 S: 9	H: 1 LOB: 1 BB: 0 P: 15	R: 0 E: 0 K: 1 S: 7	H: 0 LOB: 0 BB: 0 P: 11	R: 0 E: 0 K: 1 S: 14	H: 1 LOB: 2 BB: 1 P: 26	1B: 7 2B: 0 3B: 0 HR: 0	SF: 0 SAC: 0 DP: 0 HBP: 0	WP: 0 PB: 0 SB: 0 CS: 0	PA: 38
<b>PITCHER</b>	IP WLS BF H R ER SO BB IBB HBP BLK WP HR S P ERA WHIP																					
Brian Lawrence, R (1, 1) ERA: 3.12	6.2 L 29 6 2 1 5 2 0 0 0 0 0 0 67 110 1.35 1.200																					
Chuck McElroy, L (7, 1) ERA: 4.86	0.1 1 0 0 0 0 0 0 0 0 0 0 0 2 3 0.00 0.000																					
David Lee, R (8, 1) ERA: 3.74	2.0 8 1 0 0 2 1 0 0 0 0 0 0 21 37 0.00 1.000																					



Batter	1	2	3	4	5	6	7	8	9	AB	R	H	RBI	BB	SO	LOB
Rickey Henderson, R OBP: 0.370, SLG: 0.339 (1, 7)	1-0 G5-3		2-2 BB 1B	4-2 S BB			1-1 P4			3	0	1	0	1	0	0
Cesar Crespo, S OBP: 0.321, SLG: 0.277 (1, 8)	3-1 G4-3 S 1B		2-0 BB 1B	1-3 K			0-0 B1-3			4	0	2	0	0	1	2
D'Angelo Jimenez, S OBP: 0.356, SLG: 0.354 (1, 6)	1-0 G4-3		4-1 BB			1-0 G6-3 1B			1-3 K	3	0	1	0	1	1	1
Phil Nevin, R OBP: 0.387, SLG: 0.576 (1, 5)	1-1 F9		2-3 K			0-0 G6-3			2-2 G6-3	4	0	0	0	0	1	5
Bubba Trammell, R OBP: 0.329, SLG: 0.475 (1, 9)		2-2 G6-3	3-2 P6			1-3 K2-3			0-0 P6	4	0	0	0	0	1	3
Kevin Witt, L OBP: 0.158, SLG: 0.167 (1, 3)		1-1 1B 1B	1-2 F7			1-2 G3			1-3 K	4	0	1	0	0	1	3
Ben Davis, S OBP: 0.338, SLG: 0.345 (1, 2)		3-2 FC6-4 1B				0-3 K			3-2 L9	4	0	1	0	0	1	0
Damian Jackson, R OBP: 0.318, SLG: 0.337 Mike Darr, L OBP: 0.358, SLG: 0.338 (9, PH)		1-2 F7				2-2 WP 2B			2-2 F7	3	0	1	0	0	0	2
Brian Lawrence, R OBP: 0.136, SLG: 0.227 Chuck McElroy, L Tony Gwynn, L OBP: 0.384, SLG: 0.473 David Lee, R (8, 1)		0-0 FC6-4				1-3 K			1-2 G6-3	1	0	0	0	0	0	0

Inning Stats	R: 0	H: 1	E: 0	K: 6	S: 6	H: 1	LOB: 1	BB: 0	P: 12	R: 0	H: 2	E: 0	K: 0	S: 13	R: 0	H: 2	E: 0	K: 1	S: 14	R: 0	H: 1	E: 0	K: 3	S: 14	R: 0	H: 1	E: 0	K: 1	S: 5	R: 0	H: 0	E: 0	K: 10	S: 10	R: 0	H: 0	E: 0	K: 10	S: 8	R: 0	H: 0	E: 0	K: 10	S: 10	R: 0	H: 0	E: 0	K: 10	S: 10	R: 0	H: 0	E: 0	K: 10	S: 10	1B: 6	SF: 0	2B: 1	SAC: 0	3B: 0	DP: 1	HR: 0	HBP: 0	WP: 1	PA: 35
--------------	------	------	------	------	------	------	--------	-------	-------	------	------	------	------	-------	------	------	------	------	-------	------	------	------	------	-------	------	------	------	------	------	------	------	------	-------	-------	------	------	------	-------	------	------	------	------	-------	-------	------	------	------	-------	-------	------	------	------	-------	-------	-------	-------	-------	--------	-------	-------	-------	--------	-------	--------

PITCHER	IP	WLS	BF	H	R	ER	SO	BB	IBB	HBP	BLK	WP	HR	S	P	ERA	WHIP
Jason Schmidt, R ERA: 4.08 (1, 1)	6.0	W	26	7	0	0	5	2	0	0	0	1	0	62	101	0.00	1.500
Tim Worrell, R ERA: 3.24 (7, 1)	1.0	H	3	0	0	0	0	0	0	0	0	0	0	8	10	0.00	0.000
Felix Rodriguez, R ERA: 1.65 (8, 1)	1.0	H	3	0	0	0	1	0	0	0	0	0	0	10	13	0.00	0.000
Robb Nen, R ERA: 3.3 (9, 1)	1.0	S	3	0	0	0	1	0	0	0	0	0	0	10	16	0.00	0.000

BOTTOM

San Francisco Giants @ San Diego Padres  
Qualcomm Stadium, San Diego, CA

livebaseballscorecards.com

AB	33
R	0
H	7
RBI	0
BB	2
SO	7
LOB	19



Fri Sep 21 2001, 10:05 PM EDT  
Att: 60,066 - Sunny - 73 F





BOTTOM

San Francisco Giants @ San Diego Padres  
Qualcomm Stadium, San Diego, CA

Sat Sep 22 2001, 10:05 PM EDT  
Att. 60,870 - Cloudy - 72 F

livebaseballscorecards.com

AB 32  
R 4  
H 6  
RBI 4  
BB 3  
SO 10  
LOB 11



WP: 0 PA: 37  
PB: 0  
SB: 0  
CS: 0

AB	R	H	RBI	BB	SO	LOB
3	0	1	1	0	1	0
0	0	0	0	0	0	0
0	0	0	0	0	0	0
1	1	1	1	0	0	0

4	0	0	0	0	1	2
---	---	---	---	---	---	---

4	0	1	0	0	1	1
---	---	---	---	---	---	---

4	0	1	0	0	1	2
---	---	---	---	---	---	---

3	1	0	0	1	1	1
---	---	---	---	---	---	---

3	0	0	0	1	1	1
---	---	---	---	---	---	---

3	1	1	0	0	0	1
1	0	0	0	0	1	0

2	0	0	0	0	1	1
0	1	0	0	1	0	0

2	0	0	0	0	1	1
1	0	1	2	0	0	0
0	0	0	0	0	0	0
1	0	0	0	0	1	1

1B:	3	SF:	1
2B:	2	SAC:	0
3B:	0	DP:	0
HR:	1	HBP:	1

Batter	1	2	3	4	5	6	7	8	9	10
Rickey Henderson, R OBP: 0.369, SLG: 0.342 Jeremy Fikac, R Trevor Hoffman, R Mike Darr, L OBP: 0.360, SLG: 0.351	3-2 2B		1-3 K			2-1 G6-3	1-2 SF8			0-0 HR
D'Angelo Jimenez, S OBP: 0.351, SLG: 0.348	3-3 K			0-1 F8		2-2 G1-4-3	2-1 G4-3			
Phil Nevin, R OBP: 0.386, SLG: 0.573	3-3 K			2-1 G5-3		0-0 1B		3-2 L4		
Bubba Trammell, R OBP: 0.329, SLG: 0.472	0-0 F9			2-2 1B		1-3 K		1-0 G6-3		
Mike Colangelo, R OBP: 0.354, SLG: 0.452		1-0 G4-3		2-2 F9			4-0 2B 1B BB	2-3 K		
Ben Davis, S OBP: 0.337, SLG: 0.342		0-1 G6-3			4-1 G4-3 BB		0-3 K		1-1 F7	
Alex Arias, R Kevin Witt, L OBP: 0.150, SLG: 0.158		3-2 F8			0-2 G4-3		0-1 1B 2B		2-3 K	
Damian Jackson, R Ray Lankford, L OBP: 0.359, SLG: 0.497			1-2 F8		2-3 K		2-1 1B SF8 HBP		4-2 BB	
Bobby Jones, R Tony Gwynn, L Mark Kotsay, L Cesar Crespo, S OBP: 0.318, SLG: 0.274			0-3 K		0-1 G6-3		0-1 1B		1-3 K	

Inning Stats	R: 0	H: 1	R: 0	H: 0	R: 0	H: 0	R: 0	H: 1	R: 0	H: 0	R: 0	H: 1	R: 3	H: 2	R: 0	H: 0	R: 0	H: 0	R: 1	H: 1	1B: 3	SF: 1
	E: 0	LOB: 1	E: 0	LOB: 0	E: 0	LOB: 0	E: 0	LOB: 1	E: 0	LOB: 1	E: 0	LOB: 0	E: 0	LOB: 1	E: 0	LOB: 0	E: 0	LOB: 1	E: 0	LOB: 0	2B: 2	SAC: 0
	K: 2	BB: 0	K: 0	BB: 0	K: 2	BB: 0	K: 0	BB: 0	K: 1	BB: 1	K: 1	BB: 0	K: 1	BB: 1	K: 1	BB: 0	K: 2	BB: 1	K: 0	BB: 0	3B: 0	DP: 0
	S: 12	P: 21	S: 7	P: 11	S: 10	P: 12	S: 10	P: 16	S: 10	P: 16	S: 10	P: 15	S: 13	P: 22	S: 7	P: 13	S: 13	P: 21	S: 1	P: 1	HR: 1	HBP: 1

PITCHER	IP	WLS	BF	H	R	ER	SO	BB	IBB	HBP	BLK	WP	HR	S	P	ERA	WHIP
Shawn Estes, L ERA: 3.81	6.0		22	3	0	0	6	1	0	0	0	0	0	59	91	0.00	0.667
Aaron Fultz, L ERA: 4.41	0.1	H	3	1	2	2	1	1	0	0	0	0	0	5	9	54.00	6.000
Tim Worrell, R ERA: 3.36	0.0		1	0	0	0	0	0	0	1	0	0	0	1	3	∞	∞
Jason Christiansen, L ERA: 3.31	0.2	B	3	1	1	1	0	0	0	0	0	0	0	7	10	13.50	1.500
Felix Rodriguez, R ERA: 1.63	1.0		3	0	0	0	1	0	0	0	0	0	0	7	13	0.00	0.000

PITCHER	IP	WLS	BF	H	R	ER	SO	BB	IBB	HBP	BLK	WP	HR	S	P	ERA	WHIP
Brian Boehringer, R ERA: 3.48	1.0	L	5	1	1	1	2	1	0	0	0	0	0	14	22	9.00	2.000



Batter	1	2	3	4	5	6	7	8	9	AB	R	H	RBI	BB	SO	LOB	TOP								
<b>Marvin Benard, L</b> (1, 8) OBP: 0.309, SLG: 0.404 C F B B B X	3-2 SH1-3 2B 2B	2-2 G6-3		0-1 F6	0-1 L6		0-0 FC3-6 BB FC6-4 1B	1-3 K		6	2	2	0	0	1	3									
<b>Rich Aurilia, R</b> (1, 6) OBP: 0.376, SLG: 0.584 <b>Cody Ransom, R</b> (8, PH) (8, 6)	2-1 SH1-3	0-1 G6-3		0-0 HR	2-2 G6-3		4-0 FC3-6 BB 1-2	1-3 K		3	1	1	1	1	0	0									
<b>Barry Bonds, L</b> (1, 7) OBP: 0.499, SLG: 0.841 <b>LeJon Powell, R</b> (8, PH) OBP: 0.500, SLG: 0.500 (8, 7)	4-1 2B S 1B BB	2-1 HR		2-0 HR		1-0 G6-3	3-2 FC3-6 FC6-4 1-2f 2-3	1-2 FC5-4		4	3	2	2	1	0	2									
<b>Jeff Kent, R</b> (1, 4) OBP: 0.360, SLG: 0.493	3-0 1B 1-3 3-H 2B	0-0 P4		2-2 G5-3		1-2 1B 1B	0-0 FC6-4 WP 1-2f 3-H	1-3 K		6	2	2	2	0	1	1									
<b>John Vander Wal, L</b> (1, 9) OBP: 0.355, SLG: 0.452 <b>Pedro Feliz, R</b> (8, 5) OBP: 0.262, SLG: 0.370	4-0 1B 1B IBB		0-0 G4-3 1B 2B	4-1 1B 1B BB		3-2 BB 1B 1-3 1B	2-3 K 1-2	1-3 K		3	2	2	0	2	1	1									
<b>J.T. Snow, L</b> (1, 3) OBP: 0.390, SLG: 0.390	3-2 1B 1-2 2-3 3-H 1B		0-0 G4-3	1-2 E 1B 1-3 1B		1-1 BB 1-2 3-H 1B	0-0 PB 2B 1B	0-3 K		6	1	4	2	0	1	1									
<b>Ramon Martinez, R</b> (1, 5) OBP: 0.323, SLG: 0.349 <b>Yorvit Torrealba, R</b> (8, 2) OBP: 1.000, SLG: 3.000	1-0 1B 1-2 2-3 3-H 1B		0-1 G6-3	2-2 E5 1-3 3-H 1B		0-1 F9	4-2 2B 1-2 BB			4	0	2	2	1	0	3									
<b>Edwards Guzman, L</b> (1, 2) OBP: 0.277, SLG: 0.393 <b>Aaron Fultz, L</b> (8, 1) OBP: 0.250, SLG: 0.250 <b>Wayne Gomes, R</b> (9, 1) OBP: 1.000, SLG: 1.000	1-3 K		0-1 1B	0-1 G3		4-0 1-2 2-3 BB	2-2 1-3 2-H 2B			4	0	2	2	1	1	5									
<b>Russ Ortiz, R</b> (1, 1) OBP: 0.232, SLG: 0.270 <b>Jalal Leach, L</b> (8, PH) OBP: 0.143, SLG: 0.143 (8, 9)	0-0 P4		1-3 K		0-3 K	1-3 K	1-3 K FC5-4			4	0	0	0	0	3	7									
<b>Inning Stats</b>	R: 3 E: 0 K: 1 S: 16	H: 4 LOB: 3 BB: 2 P: 37	R: 1 E: 0 K: 0 S: 10	H: 1 LOB: 0 BB: 0 P: 14	R: 1 E: 0 K: 1 S: 9	H: 2 LOB: 1 BB: 0 P: 10	R: 3 E: 1 K: 0 S: 16	H: 4 LOB: 2 BB: 1 P: 27	R: 0 E: 0 K: 1 S: 8	H: 0 LOB: 0 BB: 0 P: 10	R: 1 E: 0 K: 1 S: 14	H: 3 LOB: 3 BB: 1 P: 25	R: 1 E: 0 K: 1 S: 9	H: 1 LOB: 1 BB: 1 P: 18	R: 1 E: 0 K: 3 S: 20	H: 2 LOB: 3 BB: 1 P: 30	R: 0 E: 0 K: 3 S: 10	H: 0 LOB: 0 BB: 0 P: 12	1B: 10 2B: 4 3B: 0 HR: 3	SF: 0 SAC: 1 DP: 0 HBP: 0	WP: 2 PB: 1 SB: 1 CS: 0	PA: 51			
<b>PITCHER</b>	IP <b>Junior Herndon, R</b> (1, 1) ERA: 5.85 <b>Jason Middlebrook, R</b> (1, 1) ERA: 5.79 <b>Chuck McElroy, L</b> (4, 1) ERA: 4.76 <b>Brett Jodie, R</b> (6, 1) ERA: 8.36 <b>Wascar Serrano, R</b> (8, 1) ERA: 5.44	WLS BF H R ER SO BB IBB HBP BLK WP HR S P ERA WHIP	IP WLS BF H R ER SO BB IBB HBP BLK WP HR S P ERA WHIP																						

**San Francisco Giants @ San Diego Padres**  
 Qualcomm Stadium, San Diego, CA  
 Sun Sep 23 2001, 4:05 PM EDT  
 Att. 35,247 - Sunny - 77 F

AB	44
R	11
H	17
RBI	11
BB	6
SO	11
LOB	31









BOTTOM

San Diego Padres @ Colorado Rockies  
Coors Field, Denver, CO

AB	41
R	15
H	20
RBI	14
BB	5
SO	4
LOB	26



WP	1	PA	50
PB	0		
SB	2		
CS	0		

ERA	13.50	WHIP	3.000
ERA	0.00	WHIP	0.000

Mon Sep 24 2001, 7:05 PM MDT  
Att: 30,774 - Sunny - 70 F

livebaseballscorecards.com

AB	R	H	RBI	BB	SO	LOB
6	1	2	2	0	0	6
6	1	1	0	0	1	5
4	5	4	3	1	0	0
5	3	3	4	1	0	1
6	0	1	0	0	0	3
3	2	2	1	1	0	2
4	2	4	3	0	0	0
2	1	2	1	2	0	0
0	0	0	0	0	0	0
2	0	1	0	0	1	1
1	0	0	0	0	1	3
0	0	0	0	0	0	0
1	0	0	0	0	0	2
1	0	0	0	0	1	3
0	0	0	0	0	0	0
0	0	0	0	0	0	0

1B	11	SF	1
2B	4	SAC	0
3B	2	DP	1
HR	3	HBP	3

IP	WLS	BF	H	R	ER	SO	BB	IBB	HBP	BLK	WP	HR	S	P	ERA	WHIP
3.0		19	9	6	6	1	0	0	0	0	0	0	10	17	13.50	3.000
1.0		4	1	2	2	0	1	0	0	0	0	0	1	3	0.00	0.000
1.0		6	1	0	0	1	1	0	1	1	0	0	9	17	0.00	2.000
0.1	L	7	3	5	5	0	3	0	0	0	1	0	15	31	135.00	18.000
1.2		10	4	1	1	1	0	0	1	0	0	0	26	45	5.40	2.400

Batter	1	2	3	4	5	6	7	8	9
Juan Pierre, L OBP: 0.379, SLG: 0.407 (1, 8)	2-2 G4-3	1-1 G5-3		3-2 FC4-6	0-0 G3	1-1		0-0 SF8	
Jose Ortiz, R OBP: 0.292, SLG: 0.448 (1, 4)	1-0 G1-3		1-2 F9	3-1 G6-4-3		E9		2-3 K	
Larry Walker, L OBP: 0.450, SLG: 0.672 (1, 9)	0-0		1-2		1-0	4-1	2-2	2-0 SF8	
17 Todd Helton, L OBP: 0.434, SLG: 0.683 (1, 3)	1-1 L3		2-2		4-0	0-0	1-2	3-2	
Jeff Cirillo, R OBP: 0.360, SLG: 0.463 (1, 5)		0-0 F9	1-2 L8		0-0 F9	1-0 P3	3-1	2-0 F9	
Alex Ochoa, R OBP: 0.337, SLG: 0.409 (1, 7)		2-2	0-0		2-2	4-2	1-0	F9	
Juan Uribe, R OBP: 0.316, SLG: 0.459 (1, 6)		1-0	1-0	1-0	2-0	1-2	0-2		
Ben Petrick, R OBP: 0.316, SLG: 0.450 (1, 2)		1-0		3-2	4-0	4-2	2-0		
Gary Bennett, R OBP: 0.312, SLG: 0.339 (7, PR) (8, 2)				FC4-6		FC1-5			
John Thomson, R OBP: 0.208, SLG: 0.174 (1, 1)		0-3		0-1	0-3	3-2	3-3		
Jacob Cruz, L OBP: 0.282, SLG: 0.311 (5, PH)									
Kane Davis, R (6, 1)									
Justin Speier, R (6, 1)									
Todd Belitz, L (7, 1)									
Jay Powell, R (8, 1)									
Jose Jimenez, R (9, 1)									

Inning Stats	R	H	E	K	S	H	LOB	BB	P	R	H	E	K	S	H	LOB	BB	P
	1	1	0	0	13	2	1	0	16	2	3	0	1	22	5	4	2	21
	0	0	0	0	0	0	0	0	0	2	2	0	0	2	2	3	2	23
	0	0	0	0	0	0	0	0	0	1	2	0	0	3	2	3	2	24
	0	0	0	0	0	0	0	0	0	0	0	0	0	0	0	0	0	20

PITCHER	IP	WLS	BF	H	R	ER	SO	P	ERA	WHIP
Kevin Jarvis, R ERA: 4.78 (1, 1)	3.0		19	9	6	6	1	61	18.00	3.000
Chuck McElroy, L ERA: 4.96 (4, 1)	1.0		4	1	2	2	0	17	18.00	2.000
David Lee, R ERA: 3.65 (5, 1)	1.0		6	1	0	0	1	17	0.00	2.000
David Lundquist, R ERA: 7.2 (6, 1)	0.1	L	7	3	5	5	0	31	135.00	18.000
Wascar Serrano, R ERA: 5.44 (6, 1)	1.2		10	4	1	1	1	45	5.40	2.400
PITCHER	IP	WLS	BF	H	R	ER	SO	P	ERA	WHIP
Jose Nunez, L ERA: 4.85 (8, 1)	0.2		4	2	1	1	1	17	13.50	3.000
Jeremy Fikac, R ERA: 0.95 (8, 1)	0.1		1	0	0	0	0	3	0.00	0.000









Batter	1	2	3	4	5	6	7	8	9	AB R H RBI BB SO LOB	TOP																									
D'Angelo Jimenez, S OBP: 0.352, SLG: 0.352 (1, 6)	0-0 BB 1B		2-2 G6-3			3-2 F8	4-2 BB		2-1 G4-6-3	4 0 1 1 1 0 2																										
Cesar Crespo, S OBP: 0.317, SLG: 0.333 (1, 7)	2-3 K		1-3 K			0-1 G3	3-3 K			4 0 0 0 0 3 4																										
Ryan Klesko, L OBP: 0.388, SLG: 0.538 (1, 3)	1-1 F8			0-0 F7		4-1 BB	1-0 G6-3			3 0 0 0 1 0 4																										
Phil Nevin, R OBP: 0.384, SLG: 0.566 (1, 5)	4-2 BB			4-0 G4-6-3 BB		2-2 F3		0-1 G1-3		2 0 0 0 2 0 1																										
Ray Lankford, L OBP: 0.360, SLG: 0.497 (1, 8)	3-2 F9			3-2 G4-6-3			2-2 1B 2B	0-0 F7		4 1 1 0 0 0 3																										
Bubba Trammell, R OBP: 0.323, SLG: 0.464 (1, 9)		0-0 F9			1-0 F8		0-0 S 1B BB 1B	2-1 P4		4 1 1 0 0 0 0																										
Mark Kotsay, L OBP: 0.366, SLG: 0.441 (8, 9)									0 0 0 0 0 0 0																											
Ben Davis, S OBP: 0.343, SLG: 0.363 (1, 2)		0-0 G3			2-0 HR		2-2 BB S 1B		0-0 L9 2B	4 1 3 2 0 0 0																										
Damian Jackson, R OBP: 0.313, SLG: 0.333 (1, 4)		2-1 F7			0-1 F3		0-0 F2		0-0 L9	4 0 0 0 0 0 3																										
Brian Lawrence, R OBP: 0.125, SLG: 0.208 (1, 1)			2-3 K			2-0 G1-3		4-2 BB BB	4-2 G4-6-3 BB	2 0 0 0 0 0 1 0																										
Tony Swynn, L OBP: 0.385, SLG: 0.463 (7, PH)										0 0 0 0 0 1 0 0 0																										
Mike Darr, L OBP: 0.350, SLG: 0.351 (7, PR)										0 0 0 0 0 0 0 0 0																										
Jose Nunez, L (7, 1)										0 0 0 0 0 0 0 0 0																										
Jeremy Fikac, R (8, 1)										0 0 0 0 0 0 0 0 0																										
Dave Magadan, L OBP: 0.317, SLG: 0.328 (9, PH)										0 0 0 0 0 0 0 0 0																										
Wili Gonzalez, R OBP: 0.348, SLG: 0.470 (9, PH)										0 0 0 0 0 1 0 0 0																										
Trevor Hoffman, R (9, 1)										0 0 0 0 0 0 0 0 0																										
<b>Inning Stats</b>	R: 0 E: 0 K: 1 S: 14	H: 1 LOB: 2 BB: 1 P: 24	R: 0 E: 0 K: 0 S: 4	H: 0 LOB: 0 BB: 0 P: 6	R: 0 E: 0 K: 2 S: 10	H: 0 LOB: 0 BB: 0 P: 15	R: 0 E: 0 K: 0 S: 4	H: 0 LOB: 0 BB: 1 P: 11	R: 1 E: 0 K: 0 S: 5	H: 1 LOB: 0 BB: 0 P: 10	R: 0 E: 0 K: 1 S: 9	H: 0 LOB: 1 BB: 1 P: 18	R: 2 E: 0 K: 1 S: 19	H: 3 LOB: 3 BB: 2 P: 35	R: 0 E: 0 K: 0 S: 5	H: 0 LOB: 0 BB: 0 P: 7	R: 0 E: 0 K: 0 S: 6	H: 1 LOB: 1 BB: 1 P: 12	1B: 3 2B: 2 3B: 0 HR: 1	SF: 0 SAC: 0 DP: 2 HBP: 0	WP: 0 PB: 0 SB: 2 CS: 0	PA: 37														
<b>PITCHER</b>	IP WLS BF H R ER SO BB IBB HBP BLK WP HR S P ERA WHIP																																			
Shawn Coacon, R ERA: 5.03 (1, 1)	6.0		22	2	1	1	3	3	0	0	0	0	1	46	84	1.50	0.833																			
Justin Speier, R ERA: 4.86 (7, 1)	0.1	L	4	3	2	2	0	0	0	0	0	0	0	9	13	54.00	9.000																			
Mike Myers, L ERA: 3.55 (7, 1)	0.0		2	0	0	0	0	2	0	0	0	0	0	5	13	∞	∞																			
Todd Beltz, L ERA: 11.81 (7, 1)	1.2		5	0	0	0	1	0	0	0	0	0	0	10	16	0.00	0.000																			
Chris Nichting, R ERA: 4.12 (9, 1)	0.1		2	1	0	0	0	0	0	0	0	0	0	2	2	0.00	3.000																			
<b>PITCHER</b>	IP WLS BF H R ER SO BB IBB HBP BLK WP HR S P ERA WHIP																																			
Gabe White, L ERA: 6.5 (9, 1)	0.2		2	0	0	0	0	1	0	0	0	0	0	0	0	0.00	1.500																			

San Diego Padres @ Colorado Rockies  
 Coors Field, Denver, CO  
 Wed Sep 26 2001, 7:05 PM MDT  
 Att: 30,711 - Sunny - 75 F

livebaseballscorecards.com

AB	31
R	3
H	6
RBI	3
BB	6
SO	4
LOB	17



BOTTOM

San Diego Padres @ Colorado Rockies  
Coors Field, Denver, CO  
Wed Sep 26 2001, 7:05 PM MDT  
Att: 30,711 - Sunny - 75 F

livebaseballscorecards.com

AB 35  
R 1  
H 8  
RBI 1  
BB 4  
SO 5  
LOB 21



WP: 1 PA: 40  
PB: 0  
SB: 0  
CS: 0

AB R H RBI BB SO LOB

5 1 2 0 0 0 1

5 0 1 0 0 0 2

3 0 0 0 1 2 2

3 0 0 0 2 0 4

4 0 3 1 0 0 0

4 0 1 0 0 0 5

4 0 1 0 0 2 2

3 0 0 0 1 0 2

2 0 0 0 0 0 1 1  
1 0 0 0 0 0 0 2  
0 0 0 0 0 0 0 0  
0 0 0 0 0 0 0 0  
0 0 0 0 0 0 0 0  
0 0 0 0 0 0 0 0  
0 0 0 0 0 0 0 0  
1 0 0 0 0 0 0 0

1B: 5 SF: 0  
2B: 1 SAC: 0  
3B: 2 DP: 0  
HR: 0 HBP: 1

Batter	1	2	3	4	5	6	7	8	9
Juan Pierre, L OBP: 0.378, SLG: 0.409 (1, 8)	1-1 WP 1B 2B	1-0 F7			2-1 G1-3 1B		1-2 G3		0-1 F8
Jose Ortiz, R OBP: 0.290, SLG: 0.442 (1, 4)	2-1 G1-3		0-1 G3		0-0 G1-3		1-2 G4-3		1-2 DI 1B
Larry Walker, L OBP: 0.451, SLG: 0.675 (1, 9)	1-3 K		0-0 G3		2-3 K		1-0 HBP		4-2 BB
17 Todd Helton, L OBP: 0.436, SLG: 0.685 (1, 3)	4-0 1B BB		4-1 1B BB		1-1 F5		0-0 F9		0-0 G3
Jeff Cirillo, R OBP: 0.361, SLG: 0.467 (1, 5)	2-0 FC5-4 1B		1-0 1B		1-2 L7		2-2 3B		
Alex Ochoa, R OBP: 0.334, SLG: 0.403 (1, 7)	1-2 FC5-4 1-2f		2-2 F8		0-2 G5-3 1B		1-0 P6		
Juan Uribe, R OBP: 0.317, SLG: 0.468 (1, 6)		0-1 3B		2-3 K	0-0 G5-3		0-3 K		
Gary Bennett, R OBP: 0.316, SLG: 0.361 (1, 2)		1-0 G3		0-0 L4	4-0 IBB		1-0 G6-3		
Shawn Chacon, R OBP: 0.066, SLG: 0.044 (6, PH) Greg Norton, S OBP: 0.317, SLG: 0.507 Justin Speier, R Mike Myers, L Todd Belitz, L Chris Nichting, R Gabe White, L Terry Shumpert, R OBP: 0.316, SLG: 0.399 (9, PH)		0-3 K		0-0 G5-3	3-2 G4-3		1-1 F8		

Inning Stats	R: 1	H: 2	E: 0	K: 1	S: 11	LOB: 2	BB: 1	P: 22	R: 0	H: 1	E: 0	K: 1	S: 7	LOB: 1	BB: 0	P: 9	R: 0	H: 1	E: 0	K: 0	S: 9	LOB: 2	BB: 1	P: 16	R: 0	H: 0	E: 0	K: 1	S: 5	LOB: 0	BB: 0	P: 7	R: 0	H: 1	E: 0	K: 1	S: 8	LOB: 1	BB: 0	P: 13	R: 0	H: 1	E: 0	K: 0	S: 11	LOB: 2	BB: 1	P: 19	R: 0	H: 0	E: 0	K: 0	S: 8	LOB: 1	BB: 0	P: 11	R: 0	H: 1	E: 0	K: 1	S: 8	LOB: 1	BB: 0	P: 12	R: 0	H: 1	E: 0	K: 0	S: 14	LOB: 2	BB: 1	P: 20	1B: 5	SF: 0	2B: 1	SAC: 0	3B: 2	DP: 0	HR: 0	HBP: 1	WP: 1	PA: 40
--------------	------	------	------	------	-------	--------	-------	-------	------	------	------	------	------	--------	-------	------	------	------	------	------	------	--------	-------	-------	------	------	------	------	------	--------	-------	------	------	------	------	------	------	--------	-------	-------	------	------	------	------	-------	--------	-------	-------	------	------	------	------	------	--------	-------	-------	------	------	------	------	------	--------	-------	-------	------	------	------	------	-------	--------	-------	-------	-------	-------	-------	--------	-------	-------	-------	--------	-------	--------

PITCHER	IP	WLS	BF	H	R	ER	SO	BB	IBB	HBP	BLK	WP	HR	S	P	ERA	WHIP
Brian Lawrence, R ERA: 3.03 (1, 1)	6.0	W	27	6	1	1	4	2	1	0	0	1	0	51	86	1.50	1.333
Jose Nunez, L ERA: 4.76 (7, 1)	1.0	H	4	0	0	0	0	0	0	1	0	0	0	8	11	0.00	0.000
Jeremy Fikac, R ERA: 0.87 (8, 1)	1.0	H	4	1	0	0	1	0	0	0	0	0	0	8	12	0.00	1.000
Trevor Hoffman, R ERA: 3.09 (9, 1)	1.0	S	5	1	0	0	0	1	0	0	0	0	0	14	20	0.00	2.000









Batter	1	2	3	4	5	6	7	8	9	AB R H RBI BB SO LOB	TOP														
Rickey Henderson, R OBP: 0.372, SLG: 0.352 (1, 7)	3-2 P4		2-1 F9		3-2 1B			1-3 K	2-2 F9	5 0 1 1 0 1 2															
D'Angelo Jimenez, S OBP: 0.351, SLG: 0.355 (1, 6)	2-2 G4-3		3-2 G6-3		3-3 K			1-3 K		4 0 0 0 0 2 3															
Ryan Klesko, L OBP: 0.388, SLG: 0.538 Kevin Witt, L OBP: 0.207, SLG: 0.407 (1, 3) (8, 3)	0-1 2B			1-3 K		0-1 F5		0-0 1B HR		4 1 2 0 0 1 0 0 0 0 0 0 0 0															
Phil Nevin, R OBP: 0.384, SLG: 0.576 Alex Arias, R OBP: 0.320, SLG: 0.339 (1, 5) (6, 5)	0-3 K			3-3 K		1-1 G6-3		1-1 1B HR		3 0 0 0 0 2 1 1 1 1 0 0 0 0															
Bubba Trammell, R OBP: 0.320, SLG: 0.464 (1, 9)				0-3 K		1-1 G1-3		2-0 1B HR		4 1 1 3 0 2 0															
Ray Lankford, L OBP: 0.360, SLG: 0.494 Junior Herndon, R (1, 8) (8, 1)						0-0 F8		1-0 1B 2B		4 1 1 0 0 0 0 0 0 0 0 0 0 0															
Ben Davis, S OBP: 0.345, SLG: 0.363 Rick Wilkins, L OBP: 0.217, SLG: 0.333 (1, 2) (8, 2)						0-0 1B 1B		0-1 F8		3 1 1 0 0 1 1 1 0 0 0 0 1 0															
Damian Jackson, R OBP: 0.320, SLG: 0.343 (1, 4)						0-0 1B 1B		0-1 2B		4 0 4 1 0 0 0															
Jason Middlebrook, R Mike Colangelo, R Wascar Serrano, R Tony Gwynn, L David Lee, R Cesar Crespo, S (1, 1) (5, PH) (5, 1) (7, PH) (7, 1) (8, 8)						1-1 WP 1B		2-0 F9		1 0 0 0 0 0 1 1 1 0 0 0 0 0 0 2 0 0 0 0 0 0 0 0 1 0 0 0 0 0 0 0 0 0 0 0 0 0 0 0 1 0 0 0 0 0 1 1															
<b>Inning Stats</b>	R: 0 E: 0 K: 1 S: 11	H: 1 LOB: 1 BB: 0 P: 16	R: 0 E: 0 K: 2 S: 7	H: 0 LOB: 0 BB: 0 P: 12	R: 0 E: 0 K: 1 S: 11	H: 1 LOB: 1 BB: 0 P: 19	R: 0 E: 0 K: 3 S: 11	H: 0 LOB: 0 BB: 0 P: 15	R: 1 E: 0 K: 1 S: 10	H: 3 LOB: 2 BB: 0 P: 17	R: 0 E: 0 K: 0 S: 6	H: 0 LOB: 0 BB: 0 P: 8	R: 1 E: 0 K: 0 S: 6	H: 2 LOB: 0 BB: 0 P: 9	R: 3 E: 0 K: 2 S: 12	H: 3 LOB: 0 BB: 0 P: 17	R: 0 E: 0 K: 2 S: 13	H: 1 LOB: 1 BB: 0 P: 18	1B: 8 2B: 2 3B: 0 HR: 1	SF: 0 SAC: 0 DP: 0 HBP: 0	WP: 1 PB: 0 SB: 0 CS: 0	PA: 37			
<b>PITCHER</b>	IP WLS BF H R ER SO BB IBB HBP BLK WP HR S P ERA WHIP	IP WLS BF H R ER SO BB IBB HBP BLK WP HR S P ERA WHIP	IP WLS BF H R ER SO BB IBB HBP BLK WP HR S P ERA WHIP	IP WLS BF H R ER SO BB IBB HBP BLK WP HR S P ERA WHIP	IP WLS BF H R ER SO BB IBB HBP BLK WP HR S P ERA WHIP	IP WLS BF H R ER SO BB IBB HBP BLK WP HR S P ERA WHIP	IP WLS BF H R ER SO BB IBB HBP BLK WP HR S P ERA WHIP	IP WLS BF H R ER SO BB IBB HBP BLK WP HR S P ERA WHIP	IP WLS BF H R ER SO BB IBB HBP BLK WP HR S P ERA WHIP	IP WLS BF H R ER SO BB IBB HBP BLK WP HR S P ERA WHIP	IP WLS BF H R ER SO BB IBB HBP BLK WP HR S P ERA WHIP	IP WLS BF H R ER SO BB IBB HBP BLK WP HR S P ERA WHIP	IP WLS BF H R ER SO BB IBB HBP BLK WP HR S P ERA WHIP	IP WLS BF H R ER SO BB IBB HBP BLK WP HR S P ERA WHIP	IP WLS BF H R ER SO BB IBB HBP BLK WP HR S P ERA WHIP	IP WLS BF H R ER SO BB IBB HBP BLK WP HR S P ERA WHIP	IP WLS BF H R ER SO BB IBB HBP BLK WP HR S P ERA WHIP	IP WLS BF H R ER SO BB IBB HBP BLK WP HR S P ERA WHIP	IP WLS BF H R ER SO BB IBB HBP BLK WP HR S P ERA WHIP	IP WLS BF H R ER SO BB IBB HBP BLK WP HR S P ERA WHIP	IP WLS BF H R ER SO BB IBB HBP BLK WP HR S P ERA WHIP	IP WLS BF H R ER SO BB IBB HBP BLK WP HR S P ERA WHIP	IP WLS BF H R ER SO BB IBB HBP BLK WP HR S P ERA WHIP		
Shawn Estes, L ERA: 3.75 (1, 1)	7.0 W 27 7 2 2 8 0 0 0 0 1 0 62 96 2.57 1.000																								
Aaron Fultz, L ERA: 4.68 (8, 1)	1.0 6 3 3 3 2 0 0 0 0 0 1 12 17 27.00 3.000																								
Tim Worrell, R ERA: 3.35 (9, 1)	1.0 4 1 0 0 2 0 0 0 0 0 0 13 18 0.00 1.000																								

San Diego Padres @ San Francisco Giants  
PacBell Park, San Francisco, CA  
Fri Sep 28 2001, 10:35 PM EDT  
Att. 41,098 - Cloudy - 66 F

AB	37
R	5
H	11
RBI	5
BB	0
SO	12
LOB	11



Batter	1	2	3	4	5	6	7	8	9
<b>Marvin Benard, L</b> (1, 8) <small>OBP: 0.314, SLG: 0.423</small> (7, 9)	1-1 HR	3-1 FC6-4 HR		1-3 K	4-2 BB		0-1 1B 2B	1-0 F7	
<b>Rich Aurilia, R</b> (1, 6) <small>OBP: 0.375, SLG: 0.584</small> <b>Pedro Feliz, R</b> (8, 5) <small>OBP: 0.265, SLG: 0.372</small>	2-0 HBP 1B	1-0 HR		2-1 G6-3	0-2 F8		1-1 2B 1B		
<b>Barry Bonds, L</b> (1, 7) <small>OBP: 0.504, SLG: 0.845</small> <b>Cody Ransom, R</b> (8, 6)	4-1 HBP 1-2 BB	3-0 HR		4-1 BB		3-3 K	3-2 FC6-4 1-H 2-H 2B		
<b>Jeff Kent, R</b> (1, 4) <small>OBP: 0.386, SLG: 0.500</small> <b>Aaron Fultz, L</b> (8, 1) <small>OBP: 0.250, SLG: 0.250</small> <b>Tim Worrell, R</b> (9, 1)	2-2 FC6-4 1-2 2-3 HBP	4-2 BB		2-2 F9		3-2 HR	4-0 FC6-4 BB		
<b>John Vander Wal, L</b> (1, 9) <small>OBP: 0.358, SLG: 0.447</small> <b>Calvin Murray, R</b> (6, PR) <small>OBP: 0.318, SLG: 0.359</small> (7, 8)	2-0 P4	1-3 K			2-1 2B 1B	4-2 1B BB	3-2 FC6-4 1-2 2-3		
<b>J.T. Snow, L</b> (1, 3) <small>OBP: 0.379, SLG: 0.389</small>	3-3 K		0-1 F9		3-2 1B 2B	0-0 G4-3	3-3 K		
<b>Benito Santiago, R</b> (1, 2) <small>OBP: 0.300, SLG: 0.363</small>	1-1 FC6-4 1-2		2-1 1B		0-0 SH1-4 1B	2-0 1B		2-1 1B	
<b>Ramon Martinez, R</b> (1, 5) <small>OBP: 0.325, SLG: 0.348</small> (8, 4)		2-2 P4	2-1 F9		0-1 F9	1-0 F9		1-3 K	
<b>Shawn Estes, R</b> (1, 1) <small>OBP: 0.130, SLG: 0.071</small> <b>Eric Davis, R</b> (7, PH) <small>OBP: 0.267, SLG: 0.360</small> <b>LeJon Powell, R</b> (8, 7) <small>OBP: 0.333, SLG: 0.333</small>		1-2 FC6-4 1B	1-0 F8		2-1 SH1-4 1-2		1-3 K	1-1 F8	

Inning Stats	R: 1	H: 2	E: 0	K: 1	S: 12	LOB: 3	BB: 1	P: 27	R: 3	H: 3	E: 0	K: 1	S: 18	LOB: 1	BB: 1	P: 33	R: 0	H: 1	E: 0	K: 0	S: 7	LOB: 1	BB: 0	P: 12	R: 0	H: 0	E: 0	K: 1	S: 10	LOB: 1	BB: 1	P: 19	R: 2	H: 3	E: 0	K: 0	S: 16	LOB: 2	BB: 1	P: 26	R: 2	H: 2	E: 0	K: 1	S: 14	LOB: 1	BB: 1	P: 27	R: 2	H: 3	E: 0	K: 2	S: 18	LOB: 2	BB: 1	P: 33	R: 0	H: 1	E: 0	K: 1	S: 8	LOB: 1	BB: 0	P: 13
--------------	------	------	------	------	-------	--------	-------	-------	------	------	------	------	-------	--------	-------	-------	------	------	------	------	------	--------	-------	-------	------	------	------	------	-------	--------	-------	-------	------	------	------	------	-------	--------	-------	-------	------	------	------	------	-------	--------	-------	-------	------	------	------	------	-------	--------	-------	-------	------	------	------	------	------	--------	-------	-------

PITCHER	IP	WLS	BF	H	R	ER	SO	BB	IBB	HBP	BLK	WP	HR	S	P	ERA	WHIP
<b>Jason Middlebrook, R</b> (1, 1) <small>ERA: 6.75</small>	4.0	L	22	6	4	4	3	3	0	0	0	0	3	47	91	9.00	2.250
<b>Wascar Serrano, R</b> (5, 1) <small>ERA: 6.0</small>	2.0		13	5	4	4	1	2	0	0	0	0	1	30	53	18.00	3.500
<b>David Lee, R</b> (7, 1) <small>ERA: 3.8</small>	1.0		7	3	2	2	2	1	0	0	0	0	0	18	33	18.00	4.000
<b>Junior Herndon, R</b> (8, 1) <small>ERA: 6.48</small>	1.0		4	1	0	0	1	0	0	0	0	0	0	8	13	0.00	1.000

AB	R	H	RBI	BB	SO	LOB
5	3	2	1	1	1	2
5	2	3	2	0	0	2
0	0	0	0	0	0	0
3	1	2	3	2	1	0
0	0	0	0	0	0	0
2	1	1	1	2	0	1
0	0	0	0	0	0	0
0	0	0	0	0	0	0
3	1	1	0	1	1	4
1	1	0	0	0	0	2
5	1	1	0	0	2	6
5	0	4	3	0	0	3
5	0	0	0	0	1	4
2	0	1	0	0	0	1
1	0	0	0	0	1	0
1	0	0	0	0	0	1

WP	HR	S	P	ERA	WHIP
0	0	0	46		

<b>AB</b>	<b>38</b>
<b>R</b>	<b>10</b>
<b>H</b>	<b>15</b>
<b>RBI</b>	<b>10</b>
<b>BB</b>	<b>6</b>
<b>SO</b>	<b>7</b>
<b>LOB</b>	<b>26</b>



**San Diego Padres @ San Francisco Giants**  
 PacBell Park, San Francisco, CA  
 Fri Sep 28 2001, 10:35 PM EDT  
 Att: 41,098 - Cloudy - 66 F

livebaseballscorecards.com



Batter	1	2	3	4	5	6	7	8	9	AB R H RBI BB SO LOB	TOP
Rickey Henderson, R OBP: 0.371, SLG: 0.351 (1, 7)	0-0 F8		2-3 K		1-2 P4			0-1 1B		4 0 1 0 0 1 1	<b>San Diego Padres @ San Francisco Giants</b> PacBell Park, San Francisco, CA Sat Sep 29 2001, 4:05 PM EDT Att. 41,383 - Sunny - 68 F
D'Angelo Jimenez, S OBP: 0.353, SLG: 0.357 (1, 6)	1-2 BB 1B FC6-4 1B		2-2 G1-6-3 1B			1-0 G4-3		2-3 K		4 1 2 0 0 1 1	
Ryan Klesko, L OBP: 0.388, SLG: 0.536 (1, 3)	0-0 FC6-4 BB 1-2 1B		0-0 G1-6-3			1-3 K		2-3 K		4 0 1 0 0 2 2	
Bubba Trammell, R OBP: 0.322, SLG: 0.463 (1, 9)	4-0 FC6-4 1-2 2-3 BB			0-0 L4		3-1 FC4-6 1B		1-2 G4-3		3 0 1 0 1 0 1	
Wiki Gonzalez, R OBP: 0.339, SLG: 0.458 Chuck McElroy, L David Lundquist, R Jose Nunez, L Jeremy Fikac, R Tony Gwynn, L OBP: 0.383, SLG: 0.459 (1, 2) (6, 1) (6, 1) (8, 1) (8, 1) (9, PH)	3-1 FC6-4 1-2f 2-3 3-H			1-0 G3		0-0 FC4-6 1-2f		1-0 G3-1		3 0 0 1 0 0 3 0 1 0 0 0 0 0 0	
Cesar Crespo, S OBP: 0.310, SLG: 0.313 (1, 8)	1-3 K			1-3 K			2-3 K	0-0 F7		4 0 0 0 0 3 2	
Alex Arias, R OBP: 0.311, SLG: 0.328 (1, 5)					0-3 K		0-1 F9	1-1 G1-3		4 0 0 0 0 1 0	
Damian Jackson, R OBP: 0.322, SLG: 0.344 (1, 4)					4-2 BLK BB		0-0 1B			2 0 1 0 1 0 0	
Brett Jodie, R Ben Davis, S OBP: 0.344, SLG: 0.362 (1, 1) (6, 2)					1-3 K 1-2		2-2 G4-3			2 0 0 0 0 1 1 1 0 0 0 0 0 1	
<b>Inning Stats</b>	R: 1 H: 2 E: 0 LOB: 2 K: 1 BB: 1 S: 10 P: 19	R: 0 H: 0 E: 0 LOB: 0 K: 0 BB: 0 S: 5 P: 8	R: 0 H: 1 E: 0 LOB: 0 K: 1 BB: 0 S: 7 P: 11	R: 0 H: 0 E: 0 LOB: 0 K: 1 BB: 0 S: 5 P: 7	R: 0 H: 0 E: 0 LOB: 1 K: 2 BB: 1 S: 15 P: 21	R: 0 H: 1 E: 0 LOB: 1 K: 1 BB: 0 S: 7 P: 12	R: 0 H: 1 E: 0 LOB: 1 K: 1 BB: 0 S: 11 P: 15	R: 0 H: 1 E: 0 LOB: 1 K: 2 BB: 0 S: 14 P: 19	R: 0 H: 0 E: 0 LOB: 0 K: 0 BB: 0 S: 4 P: 6	1B: 6 SF: 0 2B: 0 SAC: 0 3B: 0 DP: 1 HR: 0 HBP: 0	
<b>PITCHER</b>	IP WLS BF H R ER SO BB IBB HBP BLK WP HR S P ERA WHIP										
Russ Ortiz, R ERA: 3.34 (1, 1)	7.0 W 27 5 1 1 7 2 0 0 0 1 0 0 60 93 1.29 1.000										
Felix Rodriguez, R ERA: 1.68 (8, 1)	1.0 H 4 1 0 0 2 0 0 0 0 0 0 0 14 19 0.00 1.000										
Robb Nen, R ERA: 3.16 (9, 1)	1.0 S 3 0 0 0 0 0 0 0 0 0 0 0 4 6 0.00 0.000										

AB	32
R	1
H	6
RBI	1
BB	2
SO	9
LOB	12



Batter	1	2	3	4	5	6	7	8	9
Calvin Murray, R OBP: 0.320, SLG: 0.359 (1, 8)	0-1 G4-3		2-2 G6-4-3 1B		4-2 BB		1-1 G4-3		
Rich Aurilia, R OBP: 0.373, SLG: 0.580 (1, 6)	2-2 F9		2-0 G6-4-3 1-2f		1-2 G4-3		0-0 G5-3		
Barry Bonds, L OBP: 0.504, SLG: 0.848 (1, 7)	4-0 BB BB			2-1 F7		2-1 HR		0-0 G2-3	
Jeff Kent, R OBP: 0.370, SLG: 0.507 (1, 4)	4-2 1-2 BB			2-1 HR		1-0 FC4-6 1B		4-2 G5-3 S BB	
Andres Galarraga, R OBP: 0.315, SLG: 0.453 (1, 3) Robb Nen, R (9, 1)	3-3 K			2-2 G5-3		0-0 FC4-6 1B		2-2 G5-3 1-3	
John Vander Wal, L OBP: 0.360, SLG: 0.448 (1, 9) Shawon Dunston, R (8, PH) OBP: 0.299, SLG: 0.525 (9, 9)		4-2 CS BB		2-2 F8		1-2 1B		1-1 G6-3	
Benito Santiago, R OBP: 0.298, SLG: 0.360 (1, 2)		2-3 K 1-2			0-0 L8	1-0 F9			
Ramon Martinez, R OBP: 0.322, SLG: 0.345 (1, 5)		2-1 F8			0-0 G6-3	0-3 K			
Russ Ortiz, R OBP: 0.239, SLG: 0.277 (1, 1) Marvin Benard, L OBP: 0.313, SLG: 0.422 (7, PH) Felix Rodriguez, R (8, 1) J.T. Snow, L OBP: 0.379, SLG: 0.389 (9, 3)			0-0 F9		2-1 BB 1B		3-3 K		

Inning Stats	R: 0 E: 0 K: 11 S: 11	H: 0 LOB: 2 BB: 2 P: 24	R: 0 E: 0 K: 8 S: 8	H: 0 LOB: 0 BB: 1 P: 16	R: 0 E: 0 K: 0 S: 6	H: 1 LOB: 0 BB: 0 P: 10	R: 1 E: 0 K: 10 S: 10	H: 1 LOB: 0 BB: 0 P: 18	R: 0 E: 0 K: 9 S: 9	H: 1 LOB: 2 BB: 1 P: 16	R: 2 E: 1 K: 11 S: 11	H: 3 LOB: 1 BB: 0 P: 16	R: 0 E: 0 K: 1 S: 8	H: 0 LOB: 0 BB: 0 P: 12	R: 0 E: 0 K: 10 S: 10	H: 0 LOB: 1 BB: 1 P: 17
--------------	--------------------------------	----------------------------------	------------------------------	----------------------------------	------------------------------	----------------------------------	--------------------------------	----------------------------------	------------------------------	----------------------------------	--------------------------------	----------------------------------	------------------------------	----------------------------------	--------------------------------	----------------------------------

PITCHER	IP	WLS	BF	H	R	ER	SO	BB	IBB	HBP	BLK	WP	HR	S	P	ERA	WHIP
Brett Jodie, R ERA: 6.63 (1, 1)	5.0		20	3	1	1	2	4	0	0	0	0	1	44	84	1.80	1.400
Chuck McElroy, L ERA: 5.15 (6, 1)	0.1	L	4	3	2	2	0	0	0	0	0	0	1	7	11	54.00	9.000
David Lundquist, R ERA: 6.11 (6, 1)	1.2		5	0	0	0	2	0	0	0	0	0	0	12	17	0.00	0.000
Jose Nunez, L ERA: 4.71 (8, 1)	0.2		3	0	0	0	0	1	0	0	0	0	0	8	14	0.00	1.500
Jeremy Fikac, R ERA: 0.86 (8, 1)	0.1		1	0	0	0	0	0	0	0	0	0	0	2	3	0.00	0.000

AB	R	H	RBI	BB	SO	LOB
3	0	1	0	1	0	0
4	0	0	0	0	0	3
3	1	1	1	1	0	0
2	1	2	1	2	0	0
4	1	0	0	0	1	4
0	0	0	0	0	0	0
2	0	1	1	1	0	0
1	0	0	0	0	0	1
3	0	0	0	0	1	2
3	0	0	0	0	1	1
2	0	1	0	0	0	0
1	0	0	0	0	1	0
0	0	0	0	0	0	0
0	0	0	0	0	0	0

WP	PA	ERA	WHIP
0	33		
0			
1			
1			

**San Diego Padres @ San Francisco Giants**  
 PacBell Park, San Francisco, CA  
 Sat Sep 29 2001, 4:05 PM EDT  
 Att. 41,383 - Sunny - 68 F





Batter	1	2	3	4	5	6	7	8	9	AB R H RBI BB SO LOB	TOP						
Rickey Henderson, R OBP: 0.369, SLG: 0.347 (1, 7) B X	1-0 F8		1-0 G4-3	0-0 G6-4-3		3-2 F9		1-1 HBP		4 0 0 0 0 0 4	<b>San Diego Padres @ San Francisco Giants</b> PacBell Park, San Francisco, CA Sun Sep 30 2001, 4:05 PM EDT Att. 41,669 - Sunny - 85 F						
D'Angelo Jimenez, S OBP: 0.357, SLG: 0.361 (1, 6) S B B F X	2-2 FC5-4 1B		2-0 FC4-6 1B	1-0 1B		2-1 F9		3-2 F7		5 0 3 1 0 0 3							
Ryan Klesko, L OBP: 0.384, SLG: 0.531 (1, 3) C B B B X	3-1 FC5-4 1B		0-0 FC4-6 S 1B E	0-2 F7			2-3 K		1-1 P4	5 1 0 1 0 1 3							
Bubba Trammell, R OBP: 0.324, SLG: 0.471 Mark Kotsay, L OBP: 0.366, SLG: 0.441 (1, 9) B B F C X (9, 9) C X	2-2 1B		1-1 S 1-2 1B		1-1 G6-3		1-1 HR		2-3 K	5 1 3 1 0 1 0 0 0 0 0 0 0 0							
Ben Davis, S OBP: 0.343, SLG: 0.360 Jeremy Fikac, R (7, 1) C C C C Tony Gwynn, L OBP: 0.380, SLG: 0.455 Trevor Hoffman, R (9, 1) C C	1-3 K		4-1 S 1-3 BB		2-2 F9		2-2 L6		1-3 K	3 0 0 0 1 1 2 0 0 0 0 0 0 0 1 0 0 0 0 1 0 0 0 0 0 0 0 0							
Cesar Crespo, S OBP: 0.314, SLG: 0.321 (1, 8) B C B C B C		4-1 G1-6-3 BB	3-3 K		0-0 2B		0-0 B5-3			3 0 1 0 1 1 2							
Alex Arias, R OBP: 0.310, SLG: 0.333 (1, 5) C X		0-1 G1-6-3		1-0 1B 1B 2B		2-1 F9		0-0 E6		4 1 1 0 0 0 2							
Damian Jackson, R OBP: 0.323, SLG: 0.345 (1, 4) C B C B C B C		2-2 F3		2-1 G6-4-3 1B 1B			0-0 SH1-3 1B		2-3 K	4 1 2 0 0 1 1							
Brian Tollberg, R OBP: 0.250, SLG: 0.211 Jose Nunez, L (7, 1) B C F C X Wiki Gonzalez, R OBP: 0.337, SLG: 0.455 (7, 2) B C F C X			1-2 1B FC4-6 1B	0-0 G6-4-3 1B		1-0 SH1-3		3-3 K		2 1 2 1 0 0 0 0 0 0 0 0 0 0 1 0 0 0 0 1 1							
<b>Inning Stats</b>	R: 0 H: 2 E: 0 LOB: 2 K: 1 BB: 0 S: 12 P: 21	R: 0 H: 0 E: 0 LOB: 0 K: 0 BB: 1 S: 7 P: 13	R: 2 H: 3 E: 0 LOB: 2 K: 1 BB: 1 S: 12 P: 24	R: 2 H: 4 E: 0 LOB: 1 K: 0 BB: 0 S: 9 P: 13	R: 0 H: 1 E: 0 LOB: 1 K: 0 BB: 0 S: 10 P: 15	R: 0 H: 1 E: 0 LOB: 1 K: 0 BB: 0 S: 7 P: 13	R: 1 H: 1 E: 0 LOB: 0 K: 1 BB: 0 S: 10 P: 15	R: 0 H: 0 E: 1 LOB: 2 K: 2 BB: 0 S: 16 P: 25	R: 0 H: 0 E: 0 LOB: 0 K: 2 BB: 0 S: 9 P: 13	1B: 9 SF: 0 2B: 2 SAC: 1 3B: 0 DP: 2 HR: 1 HBP: 1		WP: 0 PA: 41 PB: 0 SB: 5 CS: 0					
<b>PITCHER</b>	IP WLS BF H R ER SO BB IBB HBP BLK WP HR S P ERA WHIP											<b>PITCHER</b>	IP WLS BF H R ER SO BB IBB HBP BLK WP HR S P ERA WHIP				
Livan Hernandez, R ERA: 5.19 (1, 1)	3.2		9 4 3 2 2 0 0 0 0 0 0 0 0 37 68 7.36 3.000											Felix Rodriguez, R ERA: 1.66 (8, 1)	1.0		5 0 0 0 0 2 0 0 1 0 0 0 0 16 25 0.00 0.000
Jason Christiansen, L ERA: 3.28 (4, 1)	0.1		1 0 0 0 0 0 0 0 0 0 0 0 0 3 3 0.00 0.000											Robb Nen, R ERA: 3.12 (9, 1)	1.0		3 0 0 0 0 2 0 0 0 0 0 0 0 9 13 0.00 0.000
Mark Gardner, R ERA: 5.44 (5, 1)	1.2		7 2 0 0 0 0 0 0 0 0 0 0 0 15 24 0.00 1.200														
Aaron Fultz, L ERA: 4.63 (6, 1)	0.2		2 0 0 0 0 1 0 0 0 0 0 0 0 5 9 0.00 0.000														
Tim Worrell, R ERA: 3.43 (7, 1)	0.2	L	3 1 1 1 0 0 0 0 0 0 0 0 1 7 10 13.50 1.500														

AB	37
R	5
H	12
RBI	4
BB	2
SO	7
LOB	18



Batter	1	2	3	4	5	6	7	8	9	AB	R	H	RBI	BB	SO	LOB
Marvin Benard, L (1, 8) Eric Davis, R (7, PH) Calvin Murray, R (7, PR) Edwards Guzman, L (9, PH)	0-1 G4-3	1-2 F9			1-1 1B SF7 1B		1-1 FC5 HBP 1B		0-1 G3-1	3	1	1	0	0	0	1
Rich Aurilia, R (1, 6)	4-0 1B BB BB		0-0 G1-3		0-0 1B BB 1B		1-0 F9		0-0 F8	4	2	1	0	1	0	1
Barry Bonds, L (1, 7)	4-0 1B BB		0-0 G6-3		4-0 CS 1B BB		2-0 FC5 HBP			1	0	0	0	2	0	0
Jeff Kent, R (1, 4)	0-0 G4-6-3 1B		1-1 L7		3-1 SF7		1-1 FC5			3	0	1	2	0	0	2
John Vander Wal, L (1, 9) Felix Rodriguez, R (8, 1) Pedro Feliz, R (9, 5)	2-1 G4-6-3 1-2f			4-0 FC6-4 BB	2-2 1-2 2-H 1B		3-3 K			3	0	1	1	1	1	4
J.T. Snow, L (1, 3) Aaron Fultz, L (6, 1) Tim Worrell, R (7, 1) Shawon Dunston, R (8, 9)		3-2 G5-3		0-2 FC6-4 1B 1-2f	3-3 K 2-3			1-1 F3		3	0	0	0	0	1	3
Benito Santiago, R (1, 2)		0-0 HR		0-3 K		2-2 G6-3		0-0 F8		4	1	1	1	0	1	1
Ramon Martinez, R (1, 5) Robb Nen, R (9, 1)		1-3 K		1-1 L8	2-1 L8		2-1 L8	0-1 P6		4	0	1	0	0	1	0
Livan Hernandez, R (1, 1) Jason Christiansen, R (4, 1) Damon Minor, L (4, PH) Mark Gardner, R (5, 1) Andres Galarraga, R (6, 3)		0-0 2B		0-2 P5	3-3 K		3-3 K		2-3 K	1	0	1	0	0	0	0

Inning Stats	R: 1	H: 1	E: 0	K: 5	S: 5	H: 1	LOB: 1	BB: 2	P: 15	R: 1	H: 2	E: 0	K: 1	S: 12	R: 0	H: 0	E: 0	K: 0	S: 4	R: 0	H: 1	E: 0	K: 1	S: 11	R: 2	H: 3	E: 0	K: 1	S: 11	R: 0	H: 0	E: 0	K: 1	S: 8	R: 0	H: 1	E: 0	K: 1	S: 8	R: 0	H: 0	E: 0	K: 0	S: 5	R: 0	H: 0	E: 0	K: 1	S: 6	R: 0	H: 0	E: 0	K: 1	S: 6	1B: 6	SF: 1	2B: 2	3B: 0	HR: 1	SAC: 0	DP: 2	HBP: 1	WP: 0	PB: 0	SB: 0	CS: 1	PA: 38
--------------	------	------	------	------	------	------	--------	-------	-------	------	------	------	------	-------	------	------	------	------	------	------	------	------	------	-------	------	------	------	------	-------	------	------	------	------	------	------	------	------	------	------	------	------	------	------	------	------	------	------	------	------	------	------	------	------	------	-------	-------	-------	-------	-------	--------	-------	--------	-------	-------	-------	-------	--------

PITCHER	IP	WLS	BF	H	R	ER	SO	BB	IBB	HBP	BLK	WP	HR	S	P	ERA	WHIP
Brian Tollberg, R (1, 1) ERA: 4.2	6.0	W	27	7	4	4	4	4	4	0	0	0	1	51	92	6.00	1.833
Jose Nunez, L (7, 1) ERA: 4.68	0.1	H	3	1	0	0	0	0	0	1	0	0	0	3	7	0.00	3.000
Jeremy Fikac, R (7, 1) ERA: 0.79	1.2	H	5	0	0	0	1	0	0	0	0	0	0	10	15	0.00	0.000
Trevor Hoffman, R (9, 1) ERA: 3.03	1.0	S	3	0	0	0	1	0	0	0	0	0	0	6	8	0.00	0.000

BOTTOM

San Diego Padres @ San Francisco Giants  
PacBell Park, San Francisco, CA  
Sun Sep 30 2001, 4:05 PM EDT  
Att. 41,669 - Sunny - 85 F

livebaseballscorecards.com

AB	32
R	4
H	8
RBI	4
BB	4
SO	6
LOB	14





Los Angeles Dodgers @ San Diego Padres  
Qualcomm Stadium, San Diego, CA

Tue Oct 02 2001, 10:05 PM EDT  
Att. 22,442 - Sunny - 72 F

livebaseballscorecards.com

AB	35
R	5
H	11
RBI	5
BB	3
SO	7
LOB	15



WP	1	PA	40
PB	0		
SB	1		
CS	1		

Batter	1	2	3	4	5	6	7	8	9	AB R H RBI BB SO LOB
Tom Goodwin, L (1, 8) OBP: 0.280, SLG: 0.332	2-1 BB BB 1B		1-0 L4		2-1 G4-3		2-2 FC1-6 CS		0-2 S 1B	5 0 2 1 0 0 2
Jeff Reboulet, R (1, 4) OBP: 0.353, SLG: 0.383	4-2 BB 1-2 BB		1-1 1B		1-1 G6-3		2-1 CS 1-2	0-1 G5-3	3-H 4-2 1-2 BB	3 0 1 0 2 0 1
Shawn Green, L (1, 9) OBP: 0.374, SLG: 0.598	0-3 K		0-0 G3			3-2 G3		1-0 G4-3	3-2 F8	5 0 0 0 0 1 5
Gary Sheffield, R (1, 7) OBP: 0.411, SLG: 0.565	4-0 G5-4-3 1-2 2-3 BB			1-0 F8		3-2 2B 1B		1-2 F8		3 1 1 0 1 0 0
Paul Lo Duca, R (1, 2) OBP: 0.373, SLG: 0.543	2-1 G5-4-3 1-2f			1-0 HR		0-1 F8			2-2 HR	4 2 2 2 0 0 4
Eric Karros, R (1, 3) OBP: 0.306, SLG: 0.393		2-3 K		0-0 F9		1-0 2B		1-2 WP SF8 1B 1B		4 1 2 1 0 1 0
Adrián Beltré, R (1, 5) OBP: 0.312, SLG: 0.410		0-3 K		3-3 K		3-3 K		1-1 P4		4 0 0 0 0 3 2
Alex Cora, L (1, 6) OBP: 0.287, SLG: 0.313		2-1 F7			3-2 G4-3 1B		0-0 G3	1-1 SF8 WP 1B 1B		4 1 2 0 0 0 0
Terry Mulholland, R (1, 1) Chris Donnels, L (7, PH) McKay Christensen, L (7, PR) Giovanni Carrara, R (7, 1) Dave Hansen, L (9, PH) Jeff Shaw, R (9, 1)			0-3 K		0-3 K		2-1 FC1-6 1B	1-2 SF8	1-3 2-H	2 0 0 0 0 2 1 1 0 1 0 1 0 0 0 0 0 0 0 0 0 0

Inning Stats	R: 0	H: 1	R: 0	H: 0	R: 0	H: 1	R: 1	H: 1	R: 0	H: 1	R: 1	H: 2	R: 0	H: 1	R: 0	H: 0	R: 3	H: 4
	E: 0	LOB: 2	E: 0	LOB: 0	E: 0	LOB: 1	E: 0	LOB: 0	E: 0	LOB: 1	E: 0	LOB: 1	E: 0	LOB: 0	E: 0	LOB: 0	E: 0	LOB: 2
	K: 1	BB: 2	K: 2	BB: 0	K: 1	BB: 0	K: 1	BB: 0	K: 1	BB: 0	K: 1	BB: 0	K: 0	BB: 0	K: 0	BB: 0	K: 0	BB: 1
	S: 11	P: 23	S: 9	P: 13	S: 7	P: 9	S: 7	P: 12	S: 11	P: 17	S: 14	P: 24	S: 7	P: 13	S: 6	P: 8	S: 26	P: 39

PITCHER	IP	WLS	BF	H	R	ER	SO	BB	IBB	HBP	BLK	WP	HR	S	P	ERA	WHIP
Brian Lawrence, R (1, 1) ERA: 3.0	7.0		28	7	2	2	7	2	0	0	0	0	1	66	111	2.57	1.286
Jeremy Fikac, R (8, 1) ERA: 0.76	1.0		3	0	0	0	0	0	0	0	0	0	0	6	8	0.00	0.000
Trevor Hoffman, R (9, 1) ERA: 3.45	0.2	L	6	4	3	3	0	0	0	0	0	1	1	19	25	40.50	6.000
David Lee, R (9, 1) ERA: 3.8	0.0		1	0	0	0	0	1	0	0	0	0	0	3	7	∞	∞
Jose Nunez, L (9, 1) ERA: 4.66	0.1		1	0	0	0	0	0	0	0	0	0	0	4	7	0.00	0.000





Batter	1	2	3	4	5	6	7	8	9	AB R H RBI BB SO LOB	TOP											
<b>Marquis Grissom, R</b> (1, 8) <small>OBP: 0.250, SLG: 0.400</small>	2-2 	2-0 		2-2 		0-1 		1-2 	2-3 	6 1 2 0 0 1 0												
<b>Jeff Reboulet, R</b> (1, 4) <small>OBP: 0.366, SLG: 0.392</small>	4-1 	1-1 		0-0 			2-2 	4-2 		3 2 3 0 2 0 0												
<b>Shawn Green, L</b> (1, 9) <small>OBP: 0.373, SLG: 0.595</small> <b>Phil Hiatt, R</b> (8, 3) <small>OBP: 0.271, SLG: 0.400</small>	3-2 	2-0 		1-1 			0-2 	0-0 		5 3 1 2 0 0 4 0 0 0 0 0 0 0												
<b>Gary Sheffield, R</b> (1, 7) <small>OBP: 0.413, SLG: 0.573</small> <b>Bruce Aven, R</b> (8, 9) <small>OBP: 0.375, SLG: 0.545</small>	2-1 		0-0 	0-0 			4-0 	3-2 		4 2 2 4 1 0 1 0 0 0 0 0 0 0												
<b>Paul Lo Duca, R</b> (1, 2) <small>OBP: 0.375, SLG: 0.550</small>	2-2 		1-2 		4-2 		1-0 	3-2 		3 1 2 4 4 1 0 0												
<b>Eric Karros, R</b> (1, 3) <small>OBP: 0.309, SLG: 0.397</small> <b>McKay Christensen, L</b> (8, 7) <small>OBP: 0.390, SLG: 0.404</small>	3-2 		4-1 		3-2 		0-0 	2-3 		4 2 2 0 1 1 2 0 0 0 0 0 0 0												
<b>Adrian Beltré, R</b> (1, 5) <small>OBP: 0.313, SLG: 0.414</small>	1-2 		3-2 		0-2 		3-1 	2-2 		5 0 2 2 2 0 0 3												
<b>Alex Cora, L</b> (1, 6) <small>OBP: 0.288, SLG: 0.312</small>	2-2 		4-0 		0-0 		0-0 		1-2 	4 0 1 0 1 0 2												
<b>Eric Gagne, R</b> (1, 1) <small>OBP: 0.156, SLG: 0.295</small> <b>Al Reyes, R</b> (7, 1) <small>OBP: 0.333, SLG: 0.333</small> <b>Jeff Williams, R</b> (9, 1)		1-2 	0-0 		1-0 			1-2 	1-3 	3 0 0 0 0 0 3 2 1 1 0 0 1 0 0 0 0 0 0 0 0												
<b>Inning Stats</b>	R: 4 E: 1 K: 0 S: 23	H: 4 LOB: 1 BB: 1 P: 42	R: 0 E: 0 K: 0 S: 7	H: 1 LOB: 1 BB: 0 P: 13	R: 1 E: 0 K: 0 S: 9	H: 2 LOB: 2 BB: 2 P: 21	R: 0 E: 0 K: 0 S: 8	H: 1 LOB: 1 BB: 0 P: 11	R: 0 E: 0 K: 0 S: 8	H: 0 LOB: 0 BB: 1 P: 15	R: 0 E: 0 K: 0 S: 4	H: 1 LOB: 0 BB: 0 P: 5	R: 3 E: 0 K: 0 S: 12	H: 3 LOB: 1 BB: 1 P: 22	R: 4 E: 0 K: 1 S: 26	H: 4 LOB: 1 BB: 1 P: 42	R: 0 E: 0 K: 2 S: 9	H: 0 LOB: 0 BB: 0 P: 13	1B: 11 2B: 2 3B: 1 HR: 2	SF: 1 SAC: 0 DP: 2 HBP: 0	WP: 0 PB: 0 SB: 1 CS: 3	PA: 46
<b>PITCHER</b>	IP WLS BF H R ER SO BB IBB HBP BLK WP HR S P ERA WHIP																					
<b>Bobby Jones, R</b> (1, 1) <small>ERA: 5.12</small>	2.2 L 17 7 5 3 0 2 1 0 0 0 0 1 38 75 10.12 3.375																					
<b>David Lee, R</b> (3, 1) <small>ERA: 3.78</small>	0.1 1 0 0 0 0 0 0 0 0 0 0 0 1 1 0.00 0.000																					
<b>Brett Jodie, R</b> (4, 1) <small>ERA: 6.85</small>	3.1 15 5 3 3 0 1 1 0 0 0 1 29 47 8.10 1.800																					
<b>Wascar Serrano, R</b> (7, 1) <small>ERA: 6.7</small>	0.2 7 4 4 4 0 1 0 0 0 0 0 0 19 31 54.00 7.500																					
<b>Chuck McElroy, L</b> (8, 1) <small>ERA: 5.01</small>	2.0 6 0 0 0 3 0 0 0 0 0 0 0 19 30 0.00 0.000																					

**Los Angeles Dodgers @ San Diego Padres**  
 Qualcomm Stadium, San Diego, CA  
 Wed Oct 03 2001, 10:05 PM EDT  
 Att. 23,138 - Sunny - 72 F

AB	39
R	12
H	16
RBI	12
BB	6
SO	3
LOB	15







Batter	1	2	3	4	5	6	7	8	9	AB R H RBI BB SO LOB	TOP		
Tom Goodwin, L (1, 8) OBP: 0.286, SLG: 0.336 Marquis Grissom, R (9, PH) OBP: 0.249, SLG: 0.400	4-2 G6-3 BB		2-2 2B 1B		0-3 K			0-0 G6-4-3 1B	1-3 K	3 1 2 0 1 1 1 1 0 0 0 0 1 1			
Mark Grudzielanek, R (1, 4) OBP: 0.315, SLG: 0.393	2-2 G6-3		0-0 L5		2-3 K			1-2 G6-4-3 1B		4 0 0 0 0 1 5			
Shawn Green, L (1, 9) OBP: 0.373, SLG: 0.595 Bruce Aven, R (7, 9) OBP: 0.400, SLG: 0.565	1-1 P6		0-0 1B 2B		1-2 F8			1-2 2B 1B		3 0 1 1 0 0 1 1 0 1 1 0 0 0			
Gary Sheffield, R (1, 7) OBP: 0.415, SLG: 0.575	4-0 BB		0-0 1B		0-1 G6-3			0-0 1B 2B		3 0 2 0 1 0 0			
Paul Lo Duca, R (1, 2) OBP: 0.374, SLG: 0.547	3-2 G4-3			3-2 FC5-4 1B		0-1 P6		3-3 K		4 0 1 0 0 1 4			
Eric Karros, R (1, 3) OBP: 0.306, SLG: 0.393		2-0 F9		1-2 FC5-4 1B		3-2 F8		2-2 G3		4 0 0 0 0 0 1			
Adrian Beltré, R (1, 5) OBP: 0.312, SLG: 0.413		1-1 G4-3		1-2 G6-4-3		1-1 F9		1-1 E6 G4-3 2B 1B		4 1 1 0 0 0 1			
Alex Cora, L (1, 6) OBP: 0.285, SLG: 0.309		1-3 K			0-1 F8		0-0 F7	3-2 G4-3		4 0 0 0 0 1 1			
Luke Prokopec, L (1, 1) OBP: 0.194, SLG: 0.222 Mike Trombley, R (6, 1) McKay Christensen, L (8, PH) OBP: 0.450, SLG: 0.415 Dennis Springer, R (8, 1) Dave Hansen, L (9, PH) OBP: 0.370, SLG: 0.353 Phil Hilt, R (9, PH) OBP: 0.286, SLG: 0.435			0-1 G6-3		1-2 1B			0-2 G6-4-3 1B 1B	1-0 2B	2 0 1 0 0 0 0 0 0 0 0 0 0 0 1 1 1 0 0 0 0 0 0 0 0 0 0 0 0 0 0 0 0 0 0 1 0 1 1 0 0 0			
<b>Inning Stats</b>	R: 0 H: 0 E: 0 LOB: 2 K: 0 BB: 2 S: 12 P: 26	R: 0 H: 0 E: 0 LOB: 0 K: 1 BB: 0 S: 7 P: 11	R: 1 H: 3 E: 0 LOB: 2 K: 0 BB: 0 S: 9 P: 11	R: 0 H: 1 E: 0 LOB: 0 K: 0 BB: 0 S: 13 P: 18	R: 0 H: 1 E: 0 LOB: 1 K: 2 BB: 0 S: 11 P: 14	R: 0 H: 0 E: 0 LOB: 0 K: 0 BB: 0 S: 7 P: 8	R: 0 H: 0 E: 0 LOB: 0 K: 0 BB: 0 S: 6 P: 10	R: 1 H: 4 E: 0 LOB: 2 K: 1 BB: 0 S: 15 P: 20	R: 1 H: 2 E: 1 LOB: 1 K: 1 BB: 0 S: 15 P: 23	1B: 8 SF: 0 2B: 3 SAC: 0 3B: 0 DP: 2 HR: 0 HBP: 0	WP: 0 PA: 37 PB: 0 SB: 0 CS: 0		
<b>PITCHER</b>	IP WLS BF H R ER SO BB IBB HBP BLK WP HR S P ERA WHIP											<b>PITCHER</b>	IP WLS BF H R ER SO BB IBB HBP BLK WP HR S P ERA WHIP
Jason Middlebrook, R (1, 1) ERA: 5.12	6.0 W 23 5 1 1 3 2 0 0 0 0 0 0 59 88 1.50 1.167												
David Lundquist, R (7, 1) ERA: 6.27	1.0 5 2 1 1 0 0 0 0 0 0 0 0 10 14 9.00 2.000												
Jeremy Fikac, R (8, 1) ERA: 1.07	1.2 7 3 1 1 1 1 0 0 0 0 0 0 22 33 5.40 1.800												
Jose Nunez, L (9, 1) ERA: 4.66	0.0 1 1 0 0 0 0 0 0 0 0 0 0 1 2 ∞ ∞												
Trevor Hoffman, R (9, 1) ERA: 3.43	0.1 S 1 0 0 0 1 0 0 0 0 0 0 0 3 4 0.00 0.000												

Los Angeles Dodgers @ San Diego Padres  
Qualcomm Stadium, San Diego, CA  
Thu Oct 04 2001, 5:05 PM EDT  
Att. 21,606 - Sunny - 77 F

AB	35
R	3
H	11
RBI	3
BB	2
SO	5
LOB	15







Batter	1	2	3	4	5	6	7	8	9	AB R H RBI BB SO LOB	TOP											
Juan Pierre, L (1, 8) OBP: 0.379, SLG: 0.412	1-0 P6			0-2 F8		0-1 F8	0-1 FC6-4			4 0 0 0 0 0 2	<b>Colorado Rockies @ San Diego Padres</b> Qualcomm Stadium, San Diego, CA Fri Oct.05 2001, 10:05 PM EDT Att. 27,646 - Sunny - 66 F											
Jose Ortiz, R (1, 4) OBP: 0.299, SLG: 0.441	1-2 G6-3			3-2 F8		0-0 P6		2-1 F8		4 0 0 0 0 0 0												
Larry Walker, L (1, 9) OBP: 0.449, SLG: 0.662	1-2 G4-3			1-0 G4-3		0-0 HR		1-2 P4		4 1 1 1 0 0 0												
17 Todd Helton, L (1, 3) OBP: 0.433, SLG: 0.687		1-0 F8			0-1 FC4-6 1B	0-0 HR		0-3 K		4 1 2 1 0 1 0												
Jeff Cirillo, R (1, 5) OBP: 0.361, SLG: 0.467		1-0 G5-3			0-2 FC4-6 1B 3B	2-2 F3		2-2 F8		4 1 0 0 0 0 1												
Greg Norton, S (1, 7) OBP: 0.326, SLG: 0.525		0-0 G3			1-0 3B 1B		0-0 P6	1-0 E6 CS		3 1 1 0 0 0 0 1 0 0 0 0 0 0												
Alex Ochoa, R (7, 7) OBP: 0.334, SLG: 0.403					1-3 3B 1B																	
Juan Uribe, R (1, 6) OBP: 0.318, SLG: 0.477			2-3 K		0-0 3B		1-2 F8	1-1 F7		4 0 1 2 0 1 1												
Ben Petrick, R (1, 2) OBP: 0.326, SLG: 0.460			2-2 CS 1B		0-3 K		4-2 BB BB			2 0 1 0 1 1 1												
Jason Jennings, L (1, 1) OBP: 0.313, SLG: 0.533			2-3 K		1-1 G3		4-1 FC6-4 BB			2 0 0 0 0 1 2												
Jacob Cruz, L (7, PH) OBP: 0.306, SLG: 0.317										0 0 0 0 1 0 0												
Justin Speier, R (7, 1)										0 0 0 0 0 0 0												
Jay Powell, R (8, 1)										0 0 0 0 0 0 0												
Jose Jimenez, R (9, 1)										0 0 0 0 0 0 0												
<b>Inning Stats</b>	R: 0 E: 0 K: 0 S: 9	H: 0 LOB: 0 BB: 0 P: 12	R: 0 E: 0 K: 0 S: 3	H: 0 LOB: 0 BB: 0 P: 5	R: 0 E: 0 K: 2 S: 9	H: 1 LOB: 0 BB: 0 P: 15	R: 0 E: 0 K: 0 S: 9	H: 0 LOB: 0 BB: 0 P: 13	R: 2 E: 0 K: 1 S: 12	H: 3 LOB: 1 BB: 0 P: 14	R: 2 E: 0 K: 0 S: 9	H: 2 LOB: 0 BB: 0 P: 11	R: 0 E: 0 K: 0 S: 14	H: 0 LOB: 2 BB: 2 P: 23	R: 0 E: 0 K: 1 S: 8	H: 0 LOB: 0 BB: 0 P: 11	R: 0 E: 1 K: 0 S: 6	H: 0 LOB: 0 BB: 0 P: 10	1B: 3 2B: 0 3B: 1 HR: 2	SF: 0 SAC: 0 DP: 0 HBP: 0	WP: 0 PB: 0 SB: 0 CS: 2	PA: 34
<b>PITCHER</b>	IP WLS BF H R ER SO BB IBB HBP BLK WP HR S P ERA WHIP																					
Kevin Jarvis, R (1, 1) ERA: 4.79	7.0 L 28 6 4 4 3 2 0 0 0 0 0 2 65 93 5.14 1.143																					
Chuck McElroy, L (8, 1) ERA: 4.94	1.0 3 0 0 0 1 0 0 0 0 0 0 0 8 11 0.00 0.000																					
Wascar Serrano, R (9, 1) ERA: 6.56	1.0 3 0 0 0 0 0 0 0 0 0 0 0 6 10 0.00 0.000																					

livebaseballscorecards.com

<b>AB</b>	32
<b>R</b>	4
<b>H</b>	6
<b>RBI</b>	4
<b>BB</b>	2
<b>SO</b>	4
<b>LOB</b>	7








Batter	1	2	3	4	5	6	7	8	9	AB R H RBI BB SO LOB	TOP											
Juan Pierre, L (1, 8) OBP: 0.378, SLG: 0.410	1-0 CS 1B	0-1 G1-3		1-1 G1-3			0-1 G6-3		0-1 F7	5 0 1 0 0 0 2												
Brent Butler, R (1, 4) OBP: 0.287, SLG: 0.345	3-2 F7 1-2		0-1 17 G4-3 E 2B		0-0 F9		2-2 F9			4 1 1 0 0 0 1												
17 Todd Helton, L (1, 3) OBP: 0.433, SLG: 0.687	4-1 FC6 BB		0-0 G4-3		2-3 K		1-0 2B			3 0 1 0 1 1 1												
Greg Norton, S (1, 7) OBP: 0.321, SLG: 0.516	1-2 FC6 1-2f		3-3 K		3-3 K		2-3 K			4 0 0 0 0 3 3												
Jeff Cirillo, R (1, 5) OBP: 0.364, SLG: 0.475		0-0 HR	0-0 E1 1B		0-1 G6-3		1-2 G4-3 1B			4 1 3 2 0 0 0												
Juan Uribe, R (1, 6) OBP: 0.320, SLG: 0.496		1-1 1B 3B	1-0 G6-3		0-0 HR		1-2 F7			4 2 2 1 0 0 2												
Mario Encarnacion, R (1, 9) OBP: 0.274, SLG: 0.228		2-2 P2-6 E 1B		0-0 2B		2-0 F8		3-2 G4-3 1-2f		4 0 2 1 0 0 1												
Gary Bennett, R (1, 2) OBP: 0.308, SLG: 0.351		1-1 E1	1-1 F9		2-2 F9		3-2 2B		2-2 G6-3	4 0 1 0 0 0 2												
Scott Elarton, R (1, 1) OBP: 0.167, SLG: 0.079		0-0 P2-6	0-2 G6-3		0-2 P4				2-2 P3	3 0 0 0 0 0 4												
Gabe White, L (6, 1)										0 0 0 0 0 0 0												
Chris Nichting, R (7, 1)										0 0 0 0 0 0 0												
Todd Belitz, L (8, 1)										0 0 0 0 0 0 0												
Adam Melhuse, S (9, PH) OBP: 0.244, SLG: 0.257										1 0 0 0 0 0 0												
<b>Inning Stats</b>	R: 0 E: 0 K: 0 S: 9	H: 1 LOB: 1 BB: 1 P: 18	R: 2 E: 1 K: 0 S: 11	H: 3 LOB: 1 BB: 0 P: 15	R: 1 E: 1 K: 1 S: 9	H: 2 LOB: 1 BB: 0 P: 13	R: 0 E: 0 K: 0 S: 10	H: 1 LOB: 1 BB: 0 P: 13	R: 0 E: 0 K: 2 S: 9	H: 0 LOB: 0 BB: 0 P: 14	R: 1 E: 0 K: 0 S: 10	H: 2 LOB: 1 BB: 0 P: 15	R: 0 E: 0 K: 1 S: 14	H: 1 LOB: 1 BB: 0 P: 19	R: 0 E: 0 K: 0 S: 9	H: 1 LOB: 0 BB: 0 P: 14	R: 0 E: 0 K: 0 S: 9	H: 0 LOB: 0 BB: 0 P: 13	1B: 4 2B: 5 3B: 1 HR: 2	SF: 0 SAC: 0 DP: 2 HBP: 0	WP: 0 PB: 0 SB: 0 CS: 1	PA: 37
<b>PITCHER</b>	IP WLS BF H R ER SO BB IBB HBP BLK WP HR S P ERA WHIP																					
Brian Tollberg, R (1, 1) ERA: 4.3	6.0 W 27 9 4 4 3 1 0 0 0 0 2 58 88 6.00 1.667																					
Jose Nunez, L (7, 1) ERA: 4.58	1.0 4 1 0 0 1 0 0 0 0 0 0 14 19 0.00 1.000																					
David Lee, R (8, 1) ERA: 3.7	1.0 3 1 0 0 0 0 0 0 0 0 0 9 14 0.00 1.000																					
Junior Herndon, R (9, 1) ERA: 6.33	1.0 3 0 0 0 0 0 0 0 0 0 0 9 13 0.00 0.000																					

Colorado Rockies @ San Diego Padres  
Qualcomm Stadium, San Diego, CA  
Sat Oct 06 2001, 3:05 PM EDT  
Att. 30,637 - Cloudy - 72 F

AB	36
R	4
H	11
RBI	4
BB	1
SO	4
LOB	16



Batter	1	2	3	4	5	6	7	8	9
Rickey Henderson, R Junior Herndon, R	0-0 BB HR 2B	0-1 G4-3			3-2 F9	3-2 F9		3-1 G6-3	
D'Angelo Jimenez, S	4-2 BB HR BB		3-3 K		4-2 G4-6-3 BB	1-3 K		0-0 L4	
Ryan Klesko, L	4-0 HR BB		0-0 F8		0-1 G4-6-3 1-2f		2-0 HR		
Phil Nevin, R	0-0 HR		2-2 F9		2-2 HR		1-1 HR		
Bubba Trammell, R	3-1 F9			1-1 E 1B		1-1 HR 1B		1-2 G6-3	
Wiki Gonzalez, R	0-0 F9		3-1 F7		1-2 HR		1-3 K		
Cesar Crespo, S	4-1 CS BB		2-2 E4 1-2		4-2 2B BB		1-0 2B		
Damian Jackson, R	2-2 CS 1-2		0-1 F9		0-1 F9		1-3 K		
Brian Tollberg, R Tony Swirth, L Kevin Witt, L Jose Nunez, L David Lee, R Mike Colangelo, R		0-2 G1-3		2-1 P3		2-2 2B 1-H		0-0 G6-3	

Inning Stats	R: 4 E: 0 K: 0 S: 10	H: 2 LOB: 0 BB: 3 P: 27	R: 0 E: 0 K: 0 S: 6	H: 0 LOB: 0 BB: 0 P: 8	R: 0 E: 0 K: 1 S: 12	H: 0 LOB: 0 BB: 0 P: 17	R: 0 E: 1 K: 0 S: 12	H: 1 LOB: 2 BB: 0 P: 20	R: 0 E: 0 K: 0 S: 9	H: 0 LOB: 0 BB: 1 P: 16	R: 4 E: 0 K: 1 S: 26	H: 4 LOB: 1 BB: 1 P: 40	R: 2 E: 0 K: 2 S: 13	H: 3 LOB: 1 BB: 0 P: 20	R: 0 E: 0 K: 0 S: 4	H: 0 LOB: 0 BB: 0 P: 7
--------------	-------------------------------	----------------------------------	------------------------------	---------------------------------	-------------------------------	----------------------------------	-------------------------------	----------------------------------	------------------------------	----------------------------------	-------------------------------	----------------------------------	-------------------------------	----------------------------------	------------------------------	---------------------------------

PITCHER	IP	WLS	BF	H	R	ER	SO	BB	IBB	HBP	BLK	WP	HR	S	P	ERA	WHIP
Scott Elarton, R	(1, 1)	5.0	L	24	6	7	7	1	4	0	0	0	0	3	101	12.60	2.000
Gabe White, L	(6, 1)	1.0		5	1	1	1	1	0	0	0	0	0	17	27	9.00	2.000
Chris Nichtig, R	(7, 1)	1.0		6	3	2	2	0	0	0	0	0	2	13	20	18.00	3.000
Todd Belitz, L	(8, 1)	1.0		3	0	0	0	0	0	0	0	0	0	4	7	0.00	0.000

**BOTTOM**

**Colorado Rockies @ San Diego Padres**  
Qualcomm Stadium, San Diego, CA

Sat Oct 06 2001, 3:05 PM EDT  
Att: 30,637 - Cloudy - 72 F

AB	R	H	RBI	BB	SO	LOB
5	1	1	0	0	0	1
0	0	0	0	0	0	0
3	1	0	0	2	2	1
3	2	1	1	1	0	1
4	3	3	6	0	0	0
4	1	2	0	0	0	0
4	1	1	2	0	1	1
2	1	1	0	2	0	1
4	0	0	0	0	1	4
2	0	0	0	0	0	2
1	0	1	1	0	0	0
0	0	0	0	0	0	0
0	0	0	0	0	0	0
0	0	0	0	0	0	0
1	0	0	0	0	0	0

AB	33
R	10
H	10
RBI	10
BB	5
SO	4
LOB	11

livebaseballscorecards.com



WP	HR	S	P	ERA	WHIP
0	0	0	0	0	0
0	0	0	0	0	0
0	0	0	0	0	0
0	0	0	0	0	0
0	0	0	0	0	0
1	0	0	0	0	0



Batter	1	2	3	4	5	6	7	8	9	AB R H RBI BB SO LOB	TOP	
Juan Pierre, L (1, 8) OBP: 0.378, SLG: 0.415	0-1 G6-3		0-0 HR	2-0 17 S 17 E 1B		1-2 G6-3		0-2 F7		5 2 2 3 0 0 1		
Terry Shumpert, R (1, 4) OBP: 0.337, SLG: 0.438 Jose Ortiz, R (8, PH) OBP: 0.297, SLG: 0.439	0-2 G5-3		1-0 17 G4-1 1B	4-0 17 E 17 2B BB		0-0 HR		1-3 K		3 2 2 1 1 0 0 1 0 0 0 0 1 1		
17 Todd Helton, L (1, 3) OBP: 0.432, SLG: 0.685 Greg Norton, S (9, PR) OBP: 0.321, SLG: 0.516	2-3 K		2-2 G4-1	3-2 1B 2B		3-3 K		0-2 E6 HR		5 1 1 1 0 2 1 0 1 0 0 0 0 0		
Jeff Cirillo, R (1, 5) OBP: 0.364, SLG: 0.473 Jose Jimenez, R (9, 1)		4-0 G4-3 BB	1-0 F8	1-0 HR 1B		2-0 G6-3		2-2 FC6 HR		4 2 1 1 1 0 2 0 0 0 0 0 0 0		
Juan Uribe, R (1, 6) OBP: 0.325, SLG: 0.524		0-0 G4-3		0-1 HR 2B		0-0 F9		0-0 HR		5 3 3 5 0 0 1		
Jacob Cruz, L (1, 7) OBP: 0.303, SLG: 0.333		1-2 G4-3		1-0 HR		1-3 K		0-2 G4-3		5 1 1 2 0 2 2		
Mario Encarnacion, R (1, 9) OBP: 0.284, SLG: 0.242		2-1 G4-3		0-0 FC4-6 1B	1-2 E6 FC6-5 1B		1-1 G6-3		2-0 F9	5 0 2 0 0 0 2		
Ben Petrick, R (1, 2) OBP: 0.327, SLG: 0.459			0-1 SH5-3 HR 1B	0-1 FC4-6 S 1B	1-1 FC6-5 CS		1-1 1B	0-2 F7	5 2 2 0 0 0 3			
John Thomson, R (1, 1) OBP: 0.267, SLG: 0.310 Adam Melhuse, S (8, PH) OBP: 0.241, SLG: 0.254 Kane Davis, R (8, 1) Justin Speier, R (8, 1) Brent Butler, R (9, 5) OBP: 0.287, SLG: 0.345			0-0 SH5-3	0-3 K	3-3 K		3-2 F7			2 0 0 0 0 2 2 1 0 0 0 0 0 1 0		
<b>Inning Stats</b>	R: 0 H: 0 E: 0 LOB: 0 K: 1 BB: 0 S: 9 P: 11	R: 0 H: 0 E: 0 LOB: 1 K: 0 BB: 1 S: 6 P: 13	R: 2 H: 3 E: 0 LOB: 1 K: 0 BB: 0 S: 9 P: 13	R: 8 H: 7 E: 0 LOB: 0 K: 2 BB: 1 S: 25 P: 38	R: 0 H: 1 E: 1 LOB: 1 K: 1 BB: 0 S: 10 P: 15	R: 1 H: 1 E: 0 LOB: 0 K: 1 BB: 0 S: 9 P: 15	R: 0 H: 0 E: 0 LOB: 0 K: 1 BB: 0 S: 6 P: 8	R: 0 H: 1 E: 0 LOB: 1 K: 1 BB: 0 S: 12 P: 17	R: 3 H: 1 E: 2 LOB: 1 K: 0 BB: 0 S: 15 P: 19	1B: 7 SF: 0 2B: 3 SAC: 1 3B: 0 DP: 1 HR: 5 HBP: 0	WP: 0 PA: 44 PB: 0 SB: 3 CS: 1	
<b>PITCHER</b>	IP WLS BF H R ER SO BB IBB HBP BLK WP HR S P ERA WHIP											
Brian Lawrence, R (1, 1) ERA: 3.45	3.2 L 20 7 7 7 2 2 0 0 0 0 0 2 34 54 17.18 2.455											
Chuck McElroy, L (4, 1) ERA: 5.28	0.1 4 3 3 3 1 0 0 0 0 0 0 1 15 21 81.00 9.000											
Brett Jodie, R (5, 1) ERA: 6.39	3.0 10 2 1 1 3 0 0 0 0 0 0 1 25 38 3.00 0.667											
David Lundquist, R (8, 1) ERA: 5.95	1.0 4 1 0 0 1 0 0 0 0 0 0 0 12 17 0.00 1.000											
Jeremy Fikac, R (9, 1) ERA: 1.37	1.0 6 1 3 1 0 0 0 0 0 0 0 0 1 15 19 9.00 1.000											

Colorado Rockies @ San Diego Padres  
Qualcomm Stadium, San Diego, CA  
Sun Oct 07 2001, 6:05 PM EDT  
Att. 60,103 - Sunny - 72 F

livebaseballscorecards.com

AB	41
R	14
H	14
RBI	13
BB	2
SO	7
LOB	16



Batter	1	2	3	4	5	6	7	8	9	AB	R	H	RBI	BB	SO	LOB
Rickey Henderson, R (1, 7) Mike Colangelo, R (2, 7) OBP: 0.366, SLG: 0.351 OBP: 0.310, SLG: 0.407	0-0 E 1B 2B	1-1 P6		1-3 K			0-2 G3-1		1-1 G1-3	1	1	1	0	0	0	0
D'Angelo Jimenez, S (1, 6) OBP: 0.355, SLG: 0.367	2-3 K	1-3 K			1-1 F7			2-2 HR		4	1	1	1	0	2	1
Ryan Klesko, L (1, 3) Kevin Witt, L (9, 3) OBP: 0.384, SLG: 0.539 OBP: 0.233, SLG: 0.407	1-1 E1 1B 2-3		1-3 K		0-3 K			1-2 SF9 3B		4	1	1	0	0	2	1
Phil Nevin, R (1, 5) Alex Arias, R (9, 5) OBP: 0.388, SLG: 0.588 OBP: 0.312, SLG: 0.336	0-0 1-2 1B 3-H		3-3 K		1-2 F8			4-0 WP G5-3 BB		3	0	1	1	1	1	0
Bubba Trammell, R (1, 9) OBP: 0.330, SLG: 0.467	2-3 K		0-0 F7			0-2 G3-6-1 1B		2-2 SF9		3	0	1	1	0	1	2
Ben Davis, S (1, 2) OBP: 0.337, SLG: 0.357	0-3 K		0-0 1B 1B		0-1 G3-6-1 1-2f			1-2 G5-3		4	0	1	0	0	1	4
Cesar Crespo, S (1, 8) OBP: 0.320, SLG: 0.327		1-2 3B 2B		2-1 1-2 1B		2-3 K		2-2 L8		4	1	2	0	0	1	1
Damian Jackson, R (1, 4) OBP: 0.316, SLG: 0.343		1-1 SF9 3B		2-1 F8			2-3 K		0-2 G6-3	4	1	1	1	0	1	2
Brian Lawrence, R (1, 1) Chuck McElroy, L (4, 1) Ray Lankford, L (4, PH) Brett Jodie, R (5, 1) Mike Darr, L (7, PH) David Lundquist, R (8, 1) Jeremy Fikac, R (9, 1) Tony Gwynn, L (9, PH) OBP: 0.111, SLG: 0.192 OBP: 0.359, SLG: 0.491 OBP: 0.363, SLG: 0.349 OBP: 0.384, SLG: 0.461		3-2 SF9		3-3 K			3-3 K		0-0 G6-3	0	0	0	1	0	0	0

Inning Stats	R: 1	H: 2	E: 1	LOB: 2	K: 3	P: 19	R: 2	H: 2	E: 0	LOB: 0	K: 1	P: 20	R: 0	H: 0	E: 0	LOB: 0	K: 2	P: 11	R: 0	H: 2	E: 0	LOB: 2	K: 2	P: 19	R: 0	H: 0	E: 0	LOB: 0	K: 1	P: 10	R: 0	H: 1	E: 0	LOB: 0	K: 1	P: 10	R: 0	H: 0	E: 0	LOB: 0	K: 2	P: 16	R: 2	H: 2	E: 0	LOB: 1	K: 0	P: 29	R: 0	H: 0	E: 0	LOB: 0	K: 0	P: 7	1B: 4	SF: 2	2B: 2	SAC: 0	3B: 2	DP: 1	HR: 1	HBP: 0	WP: 1	PA: 37
--------------	------	------	------	--------	------	-------	------	------	------	--------	------	-------	------	------	------	--------	------	-------	------	------	------	--------	------	-------	------	------	------	--------	------	-------	------	------	------	--------	------	-------	------	------	------	--------	------	-------	------	------	------	--------	------	-------	------	------	------	--------	------	------	-------	-------	-------	--------	-------	-------	-------	--------	-------	--------

PITCHER	IP	WLS	BF	H	R	ER	SO	BB	IBB	HBP	BLK	WP	HR	S	P	ERA	WHIP
John Thomson, R (1, 1) ERA: 4.04	7.0		28	7	3	3	12	0	0	0	0	0	0	72	105	3.86	1.000
Kane Davis, R (8, 1) ERA: 4.35	0.0		3	2	2	2	0	1	0	0	0	0	1	6	13	∞	∞
Justin Speier, R (8, 1) ERA: 4.58	1.0		3	0	0	0	0	0	0	0	0	1	0	11	16	0.00	0.000
Jose Jimenez, R (9, 1) ERA: 4.09	1.0		3	0	0	0	0	0	0	0	0	0	0	6	7	0.00	0.000

**BOTTOM**

**Colorado Rockies @ San Diego Padres**  
Qualcomm Stadium, San Diego, CA  
Sun Oct 07 2001, 6:05 PM EDT  
Att: 60,103 - Sunny - 72 F

livebaseballscorecards.com

<b>AB</b>	<b>34</b>
<b>R</b>	<b>5</b>
<b>H</b>	<b>9</b>
<b>RBI</b>	<b>5</b>
<b>BB</b>	<b>1</b>
<b>SO</b>	<b>12</b>
<b>LOB</b>	<b>15</b>

