

San Diego Padres - 2001

Batter	1	2	3	4	5	6	7	8	9	AB	R	H	RBI	BB	SO	LOB	TOP					
Damian Jackson, R (1.4)	F8		K		K		G4-3		K	5	0	0	0	0	3	0	San Diego Padres @ San Francisco Giants PacBell Park, San Francisco, CA Mon Apr 02 2001, 4:15 PM EDT Att: 40,930 - Sunny - 59 F					
Mark Kotsay, L (1.7)	F7		L6			G3-1		1B BB	3	1	0	0	1	0	0							
Ryan Klesko, L (1.3)	F8				K	F9		P4	4	0	0	0	0	1	1							
Phil Nevin, R (1.5) OBP: 0.750, SLG: 1.000		E6 1B			FC4-6 BB	1B 1B		1B 1B	3	1	2	0	1	0	0							
Tony Gwynn, L (1.9) Santiago Perez, S (8, PR)		K			FC4-6 1B	1B 2B		1B	4	0	2	1	0	1	2							
Mike Darr, L (1.8) OBP: 1.000, SLG: 1.000					1B BB	1B		1B	0	0	0	0	0	0	0							
Wiki Gonzalez, R (1.2) Kevin Walker, L (8, 1)					1B BB	1B		1B BB	2	0	2	1	2	0	0							
Chris Gomez, R (1.6)		G5-3				G4-3		FC5-2-5	3	0	1	0	0	1	4							
Woody Williams, R (1.1)									0	0	0	0	0	1	0							
Dave Maurer, R (6, 1)									0	0	0	0	0	0	0							
Jay Witasick, R (6, 1)									0	0	0	0	0	0	0							
Ben Davis, S (6, 2)									2	0	0	0	0	1	0							
Alex Arias, R (8, PH)									1	0	0	0	0	0	3							
Inning Stats	R: 0 E: 0 K: 0 S: 6	H: 0 LOB: 0 BB: 0 P: 7	R: 0 E: 1 K: 2 S: 11	H: 1 LOB: 2 BB: 0 P: 13	R: 0 E: 0 K: 2 S: 8	H: 0 LOB: 0 BB: 0 P: 10	R: 0 E: 1 K: 1 S: 15	H: 1 LOB: 2 BB: 2 P: 25	R: 0 E: 0 K: 1 S: 7	H: 0 LOB: 0 BB: 0 P: 11	R: 1 E: 0 K: 0 S: 11	H: 3 LOB: 2 BB: 0 P: 15	R: 0 E: 0 K: 0 S: 6	H: 0 LOB: 0 BB: 0 P: 7	R: 1 E: 0 K: 0 S: 12	H: 2 LOB: 2 BB: 2 P: 22	R: 0 E: 0 K: 3 S: 10	H: 0 LOB: 0 BB: 0 P: 12	1B: 6 2B: 2 3B: 0 HR: 0	SF: 0 SAC: 0 DP: 1 HBP: 0	WP: 0 PB: 0 SB: 1 CS: 0	PA: 37
PITCHER	IP WLS BF H R ER SO BB IBB HBP BLK WP HR S P ERA WHIP																					
Livan Hernandez, R (1.1) ERA: 2.45	7.1 W 31 6 2 2 6 3 0 0 0 0 0 0 69 98 2.46 1.227																					
Alan Embree, L (8, 1) ERA	0.0 1 1 0 0 0 0 0 0 0 0 0 0 1 2 ∞ ∞																					
Felix Rodriguez, R (8, 1) ERA	0.2 H 2 0 0 0 0 1 0 0 0 0 0 0 6 10 0.00 1.500																					
Robb Nen, R (9, 1) ERA	1.0 S 3 0 0 0 3 0 0 0 0 0 0 0 10 12 0.00 0.000																					

Batter	1	2	3	4	5	6	7	8	9	AB	R	H	RBI	BB	SO	LOB	BOTTOM	
Marvin Benard, L (1.8) OBP: 0.200, SLG: 0.200	G4-3		F7	F7		1B S 1B		K		5	0	1	1	0	1	1	San Diego Padres @ San Francisco Giants PacBell Park, San Francisco, CA Mon Apr 02 2001, 4:15 PM EDT Att: 40,930 - Sunny - 59 F	
Rich Aurilia, R (1.6) OBP: 0.600, SLG: 0.800	2B 1B					L5		G6-3	5	0	3	0	0	0	0			
Barry Bonds, L (1.7) OBP: 0.600, SLG: 1.333	F7					HR		G4-3	3	1	1	1	2	0	1			
Jeff Kent, R (1.4) OBP: 0.500, SLG: 0.667	2B		K			CS BB		K	3	0	1	0	1	2	5			
J.T. Snow, L (1.3)			G3						2	0	0	0	2	1	2			
Russ Davis, R (1.5) OBP: 0.250, SLG: 0.250	K					L7		1B 1B	4	0	1	0	0	2	5			
Armando Rios, L (1.9) OBP: 0.250, SLG: 0.250			F7			F8		K	4	0	1	0	0	1	0			
Bobby Estalella, R (1.2) OBP: 0.500, SLG: 0.667		K				1B 2B		SH3 1B BB	3	2	1	0	1	1	2			
Livan Hernandez, R (1.1) OBP: 0.333, SLG: 0.333									3	0	1	1	0	0	2			
Alan Embree, L (8, 1) ERA		G6-3							0	0	0	0	0	0	0			
Felix Rodriguez, R (8, 1) ERA									0	0	0	0	0	0	0			
Robb Nen, R (9, 1) ERA									0	0	0	0	0	0	0			
Inning Stats	R: 0 E: 0 K: 1 S: 15	H: 2 LOB: 3 BB: 1 P: 25	R: 0 E: 0 K: 1 S: 8	H: 0 LOB: 0 BB: 0 P: 11	R: 0 E: 0 K: 1 S: 11	H: 1 LOB: 1 BB: 1 P: 23	R: 1 E: 0 K: 0 S: 12	H: 2 LOB: 1 BB: 0 P: 21	R: 1 E: 0 K: 2 S: 15	H: 2 LOB: 3 BB: 2 P: 30	R: 0 E: 0 K: 1 S: 9	H: 2 LOB: 2 BB: 0 P: 15	R: 0 E: 0 K: 1 S: 7	H: 0 LOB: 0 BB: 0 P: 11	1B: 6 2B: 4 3B: 0 HR: 1	SF: 0 SAC: 1 DP: 1 HBP: 0	WP: 0 PB: 0 SB: 1 CS: 1	PA: 39
PITCHER	IP WLS BF H R ER SO BB IBB HBP BLK WP HR S P ERA WHIP																	
Woody Williams, R (1.1) ERA: 4.76	5.2 L 27 6 3 3 3 4 1 0 0 0 0 0 64 116 4.76 1.765																	
Dave Maurer, L (6, 1) ERA	0.0 3 2 0 0 0 1 0 0 0 0 0 0 4 11 ∞ ∞																	
Jay Witasick, R (6, 1) ERA	1.1 6 2 0 0 2 0 0 0 0 0 0 0 13 21 0.00 1.500																	
Kevin Walker, L (8, 1) ERA	1.0 3 0 0 0 1 0 0 0 0 0 0 0 7 11 0.00 0.000																	



Batter	1	2	3	4	5	6	7	8	9	AB	R	H	RBI	BB	SO	LOB	TOP																			
Damian Jackson, R (1.4) OBP: 0.111, SLG: 0.111 Dave Magadan, L (8, PH) Jay Witasick, R (8, 1)	G3		FC6-4 1B	G4-3		K		F7		4	0	1	0	0	1	2	San Diego Padres @ San Francisco Giants PacBell Park, San Francisco, CA Wed Apr 04 2001, 10:15 PM EDT Att: 40,930 - Overcast - 62 F																			
Mark Kotsay, L (1.8) OBP: 0.222, SLG: 0.125	G3		FC6-4 1B	G1-3			G4-3		5	2	1	0	0	0	2																					
Ryan Klesko, L (1.3) OBP: 0.222, SLG: 0.222	F9		F8		G6-4-3 1B		F7		5	0	2	1	0	0	1																					
Phil Nevin, R (1.5) OBP: 0.556, SLG: 1.000		HR	1B		G6-4-3 1B		F8		4	1	1	1	1	0	2																					
Bubba Trammell, R (1.7) OBP: 0.400, SLG: 0.400	1B	1B	1B		L4		F9		5	1	2	1	0	1	1																					
Mike Darr, L (1.9) OBP: 0.667, SLG: 0.500	1B	1B	G1-3			F7		K		4	0	1	0	1	2																					
Ben Davis, S (1.2) OBP: 0.429, SLG: 0.200	CS	1B			2B		F9		3	2	1	1	2	0	2																					
Chris Gomez, R (1.6) OBP: 0.375, SLG: 0.500	P4		SH1-4 1B		2B		2B		4	1	3	1	0	0	2																					
Kevin Jarvis, L (1.1) OBP: 0.200, SLG: 0.200 Rodney Myers, R (6, 1) Kevin Walker, L (7, 1) Tom Davey, R (7, 1) Tony Gwynn, L (8, PH) Santiago Perez, S (8, PH)	K		K		SH1-4		2B		2	0	1	1	0	1	2																					
Inning Stats	R: 0 E: 0 K: 0 S: 6	H: 0 LOB: 0 BB: 0 P: 9	R: 2 E: 0 K: 1 S: 19	H: 4 LOB: 1 BB: 0 P: 30	R: 1 E: 0 K: 0 S: 14	H: 2 LOB: 2 BB: 1 P: 27	R: 1 E: 0 K: 0 S: 13	H: 1 LOB: 1 BB: 0 P: 21	R: 0 E: 0 K: 0 S: 10	H: 1 LOB: 0 BB: 0 P: 15	R: 1 E: 0 K: 1 S: 11	H: 2 LOB: 1 BB: 0 P: 17	R: 0 E: 0 K: 0 S: 6	H: 0 LOB: 0 BB: 0 P: 9	R: 1 E: 0 K: 1 S: 17	H: 2 LOB: 2 BB: 1 P: 33	R: 1 E: 0 K: 1 S: 16	H: 2 LOB: 2 BB: 1 P: 28	1B: 11 2B: 2 3B: 0 HR: 1	SF: 0 SAC: 1 DP: 1 HBP: 0	WP: 0 PA: 43 PB: 0 SB: 2 CS: 2															
PITCHER	IP	WLS	BF	H	R	ER	SO	BB	IBB	HBP	BLK	WP	HR	S	P	ERA	WHIP	PITCHER		IP	WLS	BF	H	R	ER	SO	BB	IBB	HBP	BLK	WP	HR	S	P	ERA	WHIP
Kirk Rueter, L (1.1) ERA: 9.0	4.0		20	7	4	4	1	2	0	0	0	0	1	52	87	9.00	2.250																			
Aaron Fultz, L (5.1) ERA: 4.5	2.0		8	3	1	1	1	0	0	0	0	0	0	21	32	4.50	1.500																			
Tim Worrell, R (7.1) ERA:	1.0		3	0	0	0	0	0	0	0	0	0	0	6	9	0.00	0.000																			
Felix Rodriguez, R (8.1) ERA: 5.4	1.0	H	6	2	1	1	1	1	0	0	0	0	0	17	33	9.00	3.000																			
Robb Nen, R (9.1) ERA: 4.5	1.0	W	6	2	1	1	1	0	1	0	0	0	0	16	28	9.00	2.000																			

AB 38
R 7
H 14
RBI 7
BB 4
SO 4
LOB 18



Batter	1	2	3	4	5	6	7	8	9	AB	R	H	RBI	BB	SO	LOB	BOTTOM																				
Marvin Benard, L (1.8) OBP: 0.100, SLG: 0.100	G4-3		K		G1-3		G1-3		F8	5	0	0	0	0	1	1	San Diego Padres @ San Francisco Giants PacBell Park, San Francisco, CA Wed Apr 04 2001, 10:15 PM EDT Att: 40,930 - Overcast - 62 F																				
Rich Aurilia, R (1.6) OBP: 0.700, SLG: 0.857	G6-3		BB		2B		2B		HBP	2	1	1	0	3	0	0																					
Barry Bonds, L (1.7) OBP: 0.500, SLG: 0.857	K		F7		P6		PB		HBP	4	1	1	0	0	1	3																					
Jeff Kent, R (1.4) OBP: 0.444, SLG: 0.571	K				1B		PB		F3	4	2	1	0	1	1	2																					
J.T. Snow, L (1.3) OBP: 0.778, SLG: 0.833 Calvin Murray, R (9, PR)					2B		1B		SH1-4 1B	4	1	4	1	1	0	0																					
Russ Davis, R (1.5) OBP: 0.143, SLG: 0.143 Felipe Crespo, S (7, PH) Felix Rodriguez, R (8, 1) Robb Nen, R (9, 1) Ramon Martinez, R (9, PH)	K		K		K		F8		SH1-4	3	0	0	0	0	2	3																					
Armando Rios, L (1.9) OBP: 0.167, SLG: 0.167 Aaron Fultz, L (5, 1) Shawon Dunston, R (6, PH) Bobby Estalella, R (1.2) OBP: 0.500, SLG: 1.000	K				F8		F7		E2	2	0	0	0	0	1	2																					
Kirk Rueter, L (1.1) Eric Davis, R (5, 9) Tim Worrell, R (7, 1) Pedro Feliz, R (8, 5)			SH3		K		K		P4	3	1	1	3	1	2	3																					
Inning Stats	R: 0 E: 0 K: 1 S: 7	H: 1 LOB: 1 BB: 0 P: 10	R: 0 E: 0 K: 3 S: 10	H: 1 LOB: 0 BB: 0 P: 14	R: 0 E: 0 K: 1 S: 10	H: 0 LOB: 2 BB: 2 P: 18	R: 1 E: 0 K: 2 S: 10	H: 2 LOB: 1 BB: 0 P: 13	R: 0 E: 0 K: 0 S: 8	H: 1 LOB: 1 BB: 0 P: 11	R: 3 E: 0 K: 0 S: 12	H: 3 LOB: 0 BB: 0 P: 19	R: 3 E: 0 K: 1 S: 19	H: 2 LOB: 2 BB: 3 P: 39	R: 0 E: 0 K: 0 S: 9	H: 0 LOB: 1 BB: 1 P: 19	R: 1 E: 1 K: 0 S: 5	H: 2 LOB: 1 BB: 0 P: 7	1B: 6 2B: 4 3B: 0 HR: 1	SF: 0 SAC: 2 DP: 0 HBP: 1	WP: 0 PA: 43 PB: 1 SB: 0 CS: 0																
PITCHER	IP	WLS	BF	H	R	ER	SO	BB	IBB	HBP	BLK	WP	HR	S	P	ERA	WHIP	PITCHER		IP	WLS	BF	H	R	ER	SO	BB	IBB	HBP	BLK	WP	HR	S	P	ERA	WHIP	
Kevin Jarvis, R (1.1) ERA: 4.76	5.2		25	6	3	3	7	2	0	0	0	0	0	55	79	4.76	1.412																				
Rodney Myers, R (6, 1) ERA: 27.0	0.1	H	2	1	1	1	0	0	0	0	0	0	1	2	6	27.00	3.000																				
Kevin Walker, L (7, 1) ERA: 20.25	0.1	B	5	1	3	3	0	2	1	0	0	0	0	14	31	81.00	9.000																				
Tom Davey, R (7, 1) ERA:	0.2		3	1	0	0	1	0	0	0	0	0	0	5	8	0.00	1.500																				
Jay Witasick, R (8, 1) ERA:	1.1	L	8	2	1	0	0	1	0	1	0	0	0	14	26	0.00	2.250																				



Batter	1	2	3	4	5	6	7	8	9	AB	R	H	RBI	BB	SO	LOB	TOP											
Damian Jackson, R OBP: 0.214, SLG: 0.429										5	2	2	0	0	0	5	San Diego Padres @ San Francisco Giants PacBell Park, San Francisco, CA Thu Apr 05 2001, 10:15 PM EDT Att: 40,930 - Cloudy - 53 F											
Mark Kotsay, L OBP: 0.266, SLG: 0.167										4	0	1	0	1	2	1												
Ryan Klesko, L OBP: 0.286, SLG: 0.286										5	0	2	1	0	0	2												
Phil Nevin, R OBP: 0.538, SLG: 0.909										4	0	2	0	0	1	2												
Tony Gwynn, L OBP: 0.333, SLG: 0.333										4	0	0	0	0	0	3												
Mike Darr, L OBP: 0.615, SLG: 0.500										4	0	2	0	0	2	0												
Ben Davis, S OBP: 0.456, SLG: 0.250										3	0	1	0	0	0	0												
Chris Gomez, R OBP: 0.250, SLG: 0.333										4	0	0	0	0	0	3												
Trevor Hoffman, R (8, 1)										0	0	0	0	0	0	0												
Bobby Jones, R (1, 1)										1	0	0	0	1	0	0												
Bubba Trammell, R OBP: 0.500, SLG: 0.400										0	0	0	0	1	0	0												
Dave Maurer, R (6, 1)										0	0	0	0	0	0	0												
Donaldo Mendez, R (8, 6)										1	0	0	0	1	0	0												
Inning Stats	R: 1 E: 0 K: 0 S: 8	H: 2 LOB: 1 BB: 1 P: 18	R: 0 E: 1 K: 1 S: 12	H: 0 LOB: 2 BB: 1 P: 24	R: 0 E: 0 K: 0 S: 8	H: 1 LOB: 1 BB: 0 P: 9	R: 0 E: 0 K: 0 S: 6	H: 1 LOB: 0 BB: 0 P: 8	R: 1 E: 0 K: 2 S: 16	H: 2 LOB: 3 BB: 1 P: 20	R: 0 E: 0 K: 0 S: 16	H: 2 LOB: 1 BB: 1 P: 29	R: 0 E: 0 K: 1 S: 8	H: 1 LOB: 1 BB: 0 P: 11	R: 0 E: 0 K: 1 S: 10	H: 0 LOB: 0 BB: 0 P: 15	R: 0 E: 0 K: 1 S: 10	H: 1 LOB: 1 BB: 0 P: 14	1B: 7 2B: 3 3B: 1 HR: 0	SF: 0 SAC: 0 DP: 2 HBP: 1	WP: 1 PB: 0 SB: 0 CS: 0	PA: 39						
PITCHER	IP	WLS	BF	H	R	ER	SO	BB	IBB	HBP	BLK	WP	HR	S	P	ERA	WHIP											
Russ Ortiz, R ERA: 3.18	(1, 1)	5.2	W	27	8	2	2	3	3	0	0	0	1	0	63	103	3.18	1.941										
Aaron Fultz, L ERA: 2.7	(6, 1)	1.1	H	5	1	0	0	1	0	0	0	0	0	0	11	16	0.00	0.750										
Alan Embree, L ERA:	(8, 1)	1.0		3	0	0	0	1	0	0	1	0	0	0	15	15	0.00	0.000										
Tim Worrell, R ERA:	(9, 1)	1.0		4	1	0	0	1	0	0	0	0	0	10	14	0.00	1.000											

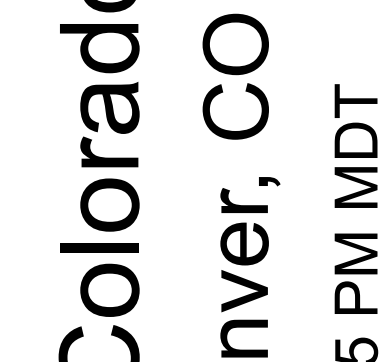
Batter	1	2	3	4	5	6	7	8	9	AB	R	H	RBI	BB	SO	LOB	BOTTOM											
Marvin Benard, L OBP: 0.071, SLG: 0.071										4	0	0	0	0	0	2	San Diego Padres @ San Francisco Giants PacBell Park, San Francisco, CA Thu Apr 05 2001, 10:15 PM EDT Att: 40,930 - Cloudy - 53 F											
Rich Aurilia, R OBP: 0.571, SLG: 0.636										4	1	1	1	0	1	1												
Barry Bonds, L OBP: 0.429, SLG: 0.636										4	1	1	0	0	0	1												
Jeff Kent, R OBP: 0.385, SLG: 0.727										4	1	1	3	0	1	0												
J.T. Snow, L OBP: 0.615, SLG: 0.600										4	0	1	0	0	2	0												
Eric Davis, R										1	0	0	0	0	0	1												
Armando Rios, L OBP: 0.222, SLG: 0.222										3	1	1	0	0	0	0												
Pedro Feliz, R OBP: 0.400, SLG: 0.400										4	1	2	0	0	0	1												
Benito Santiago, R OBP: 0.750, SLG: 1.000										3	2	2	1	1	1	0												
Russ Ortiz, R OBP: 1.000, SLG: 1.000	(1, 1)	5.0	L	21	6	4	4	2	6	4	4	2	1	0	0	0		GIANTS										
Aaron Fultz, L ERA: 13.5	(6, 1)	2.0		9	2	3	3	2	1	0	0	0	0	0	0	0												
Calvin Murray, R OBP: 0.500, SLG: 2.000	(7, PH)	1.0		6	3	1	1	1	0	0	0	0	0	0	0	2												
Trevor Hoffman, R ERA: 9.0	(8, 1)	1.0		6	3	1	1	1	0	0	0	0	0	0	0	2												
Inning Stats	R: 0 E: 0 K: 1 S: 7	H: 0 LOB: 0 BB: 0 P: 9	R: 0 E: 0 K: 0 S: 9	H: 1 LOB: 1 BB: 0 P: 13	R: 4 E: 0 K: 0 S: 14	H: 4 LOB: 0 BB: 0 P: 18	R: 0 E: 0 K: 1 S: 9	H: 0 LOB: 0 BB: 0 P: 13	R: 0 E: 0 K: 0 S: 12	H: 1 LOB: 1 BB: 0 P: 14	R: 0 E: 0 K: 2 S: 9	H: 0 LOB: 0 BB: 0 P: 18	R: 3 E: 0 K: 0 S: 16	H: 2 LOB: 2 BB: 1 P: 26	R: 1 E: 0 K: 1 S: 15	H: 3 LOB: 2 BB: 0 P: 23	1B: 8 2B: 1 3B: 0 HR: 2	SF: 0 SAC: 1 DP: 0 HBP: 0	WP: 0 PB: 0 SB: 1 CS: 0	PA: 36								
PITCHER	IP	WLS	BF	H	R	ER	SO	BB	IBB	HBP	BLK	WP	HR	S	P	ERA	WHIP											
Bobby Jones, R ERA: 7.2	(1, 1)	5.0	L	21	6	4	4	2	6	4	4	2	1	0	0	0	7.20	1.200										
Dave Maurer, L ERA: 13.5	(6, 1)	2.0		9	2	3	3	2	1	0	0	0	0	1	25	44	13.50	1.500										
Trevor Hoffman, R ERA: 9.0	(8, 1)	1.0		6	3	1	1	1	0	0	0	0	0	15	23	9.00	3.000											

Batter	1	2	3	4	5	6	7	8	9	AB	R	H	RBI	BB	SO	LOB	TOP									
Damian Jackson, R OBP: 0.385, SLG: 0.538	G4-3		K	G4-3 1B		G4-3 HR	K		G5-3 1B	6	2	3	3	0	2	0	San Diego Padres @ Colorado Rockies Coors Field, Denver, CO Sat Apr 07 2001, 1:05 PM MDT Att: 41,026 - Cloudy - 65 F									
Mark Kotsay, L OBP: 0.251, SLG: 0.292	K		G3-1	G4-3		G4-3	F5		G5-3	6	0	0	2	0	1	3										
Tony Gwynn, L OBP: 0.429, SLG: 0.333	L8									3	1	1	1	2	0	0										
Kevin Walker, L OBP: 0.333										0	0	0	0	0	0	0										
Dave Magadan, L OBP: 0.333										1	0	0	0	0	1	1										
Tom Davey, R OBP: 0.333										0	0	0	0	0	0	0										
Trevor Hoffman, R OBP: 0.333										0	0	0	0	0	0	0										
Phil Nevin, R OBP: 0.478, SLG: 0.900										5	2	2	3	0	0	2										
Bubba Trammell, R OBP: 0.500, SLG: 0.786										5	1	2	1	0	2	1										
Wili Gonzalez, R OBP: 0.615, SLG: 0.700										3	2	2	0	1	0	1										
Alex Arias, R OBP: 0.429, SLG: 0.500										4	2	1	1	1	0	2										
Donald Mendez, R OBP: 0.400, SLG: 0.400										4	2	2	0	0	2	4										
Mike Dam L OBP: 0.632, SLG: 0.462										1	1	1	1	0	0	0										
Woody Williams, R OBP: 0.200, SLG: 0.500										2	1	1	1	0	0	2										
Rodney Myers, R OBP: 0.333										0	0	0	0	0	0	0										
Ryan Klesko, L OBP: 0.318, SLG: 0.333										2	0	1	1	0	1	0										
Inning Stats	R: 0 E: 0 K: 1 S: 6	H: 0 LOB: 0 BB: 0 P: 7	R: 1 E: 0 K: 1 S: 14	H: 2 LOB: 2 BB: 1 P: 21	R: 0 E: 0 K: 1 S: 11	H: 0 LOB: 1 BB: 1 P: 20	R: 5 E: 1 K: 0 S: 15	H: 5 LOB: 1 BB: 0 P: 20	R: 0 E: 0 K: 0 S: 9	H: 1 LOB: 0 BB: 0 P: 11	R: 5 E: 0 K: 2 S: 21	H: 4 LOB: 2 BB: 2 P: 36	R: 0 E: 0 K: 2 S: 12	H: 0 LOB: 0 BB: 0 P: 16	R: 0 E: 0 K: 1 S: 10	H: 0 LOB: 0 BB: 0 P: 14	R: 3 E: 1 K: 1 S: 20	H: 4 LOB: 1 BB: 0 P: 34	1B: 12 2B: 2 3B: 0 HR: 2	SF: 1 SAC: 0 DP: 1 HBP: 1	WP: 0 PB: 0 SB: 2 CS: 1	PA: 48				
PITCHER	IP	WLS	BF	H	R	ER	SO	BB	IBB	HBP	BLK	WP	HR	S	P	ERA	WHIP									
Mike Hampton, L ERA: 4.05	5.0		28	11	9	6	3	2	0	0	0	0	0	1	61	88	10.80	2.600								
Mike Myers, L ERA: 9.0	0.1	L	2	0	0	0	0	0	1	0	0	0	0	0	7	12	0.00	0.000								
John Wasdin, R ERA: 11.25	0.2	B	5	1	2	2	2	1	0	1	0	0	0	1	8	15	27.00	3.000								
Gabe White, L ERA: 6.0	2.0		6	0	0	0	3	0	0	0	0	0	0	22	30	0.00	0.000									
Jose Jimenez, R ERA: 9.0	0.0		4	3	3	2	0	0	0	0	0	0	0	10	19	∞	∞									
Craig Dingman, R ERA:	1.0		3	1	0	0	1	0	0	0	0	0	0	0	10	15	0.00	1.000								
Batter	1	2	3	4	5	6	7	8	9	AB	R	H	RBI	BB	SO	LOB	BOTTOM									
Todd Walker, L OBP: 0.478, SLG: 0.773	P6	G4-3		FC3-6 1B		F7			P5	5	0	1	0	0	0	0	San Diego Padres @ Colorado Rockies Coors Field, Denver, CO Sat Apr 07 2001, 1:05 PM MDT Att: 41,026 - Cloudy - 65 F									
Nefti Perez, S OBP: 0.571, SLG: 0.850										4	0	3	1	0	0	1										
Gabe White, L OBP: 0.333, SLG: 0.667										0	0	0	0	0	0	0										
Greg Norton, S OBP: 0.333, SLG: 0.667										1	0	0	0	0	1	0										
Jose Jimenez, R OBP: 0.333, SLG: 0.667										0	0	0	0	0	0	0										
Craig Dingman, R OBP: 0.333, SLG: 0.667										0	0	0	0	0	0	0										
Larry Walker, L OBP: 0.478, SLG: 1.000										5	1	1	0	0	1	3										
17 Todd Helton, L OBP: 0.375, SLG: 0.632										4	1	1	1	0	0	1										
Jeff Cirillo, R OBP: 0.478, SLG: 0.833										3	2	1	0	1	0	1										
Todd Hollandsworth, L OBP: 0.389, SLG: 0.471										5	2	3	2	0	2	2										
Ron Gant, R OBP: 0.333, SLG: 0.714										5	2	2	4	0	2	2										
Brent Mayne, L OBP: 0.462, SLG: 0.583										4	0	0	0	0	0	1										
Ben Petrick, R OBP: 0.222, SLG: 0.125										1	0	0	0	0	1	2										
Mike Hampton, R OBP: 0.333, SLG: 0.833										3	2	2	2	0	0	0										
Mike Myers, L OBP: 0.333, SLG: 0.833										0	0	0	0	0	0	0										
John Wasdin, R OBP: 0.333, SLG: 0.833										0	0	0	0	0	0	0										
Terry Shumpert, R OBP: 0.333, SLG: 0.833										1	0	0	0	0	0	0										
Inning Stats	R: 0 E: 0 K: 0 S: 9	H: 1 LOB: 1 BB: 0 P: 16	R: 4 E: 0 K: 1 S: 19	H: 4 LOB: 1 BB: 0 P: 28	R: 0 E: 0 K: 2 S: 11	H: 1 LOB: 1 BB: 0 P: 18	R: 1 E: 0 K: 0 S: 11	H: 2 LOB: 1 BB: 0 P: 17	R: 4 E: 1 K: 0 S: 11	H: 3 LOB: 0 BB: 0 P: 16	R: 1 E: 0 K: 1 S: 13	H: 2 LOB: 1 BB: 1 P: 27	R: 0 E: 0 K: 1 S: 5	H: 0 LOB: 0 BB: 0 P: 6	R: 0 E: 0 K: 1 S: 11	H: 0 LOB: 0 BB: 0 P: 16	R: 0 E: 1 K: 1 S: 15	H: 1 LOB: 2 BB: 0 P: 21	1B: 9 2B: 3 3B: 0 HR: 2	SF: 1 SAC: 0 DP: 0 HBP: 1	WP: 0 PB: 1 SB: 1 CS: 0	PA: 44				
PITCHER	IP	WLS	BF	H	R	ER	SO	BB	IBB	HBP	BLK	WP	HR	S	P	ERA	WHIP									
Woody Williams, R ERA: 9.28	5.0		29	12	10	8	3	0	0	1	0	0	0	2	64	101	14.40	2.400								
Rodney Myers, R ERA: 3.86	2.0	H	7	1	0	0	2	1	0	0	0	0	0	15	27	0.00	1.000									
Kevin Walker, L ERA: 7.36	1.0	H	3	0	0	0	1	0	0	0	0	0	0	11	16	0.00	0.000									
Tom Davey, R ERA:	0.2		4	1	0	0	0	0	0	0	0	0	0	12	17	0.00	1.500									
Trevor Hoffman, R ERA: 3.86	0.1	S	1	0	0	0	1	0	0	0	0	0	0	3	4	0.00	0.000									

AB 42
R 14
H 16
RBI 14
BB 4
SO 9
LOB 16



AB 41
R 10
H 14
RBI 10
BB 1
SO 7
LOB 13



Batter	1	2	3	4	5	6	7	8	9	AB	R	H	RBI	BB	SO	LOB	TOP									
Marvin Benard, L OBP: 0.167, SLG: 0.171	F7		K		G4-3		K2-3		G1-3	5	0	0	0	0	2	3										
Rich Aurilia, R OBP: 0.429, SLG: 0.563	1B						F9		F8	4	0	1	0	0	1	0										
Barry Bonds, L OBP: 0.222, SLG: 0.344	F9						F8		BB	3	1	1	1	1	0	1										
Jeff Kent, R OBP: 0.297, SLG: 0.667	K						CS		F8	4	1	2	1	0	1	2										
J.T. Snow, L OBP: 0.500, SLG: 0.500							1B			3	1	1	0	1	1	1										
Armando Rios, L OBP: 0.400, SLG: 0.655										3	0	1	1	0	0	0										
Eric Davis, R (8, PH)										1	0	0	0	0	1	2										
Calvin Murray, R OBP: 0.571, SLG: 1.000										0	0	0	0	0	0	0										
Russ Davis, R OBP: 0.231, SLG: 0.458										3	0	0	0	1	1	1										
Bobby Estalella, R OBP: 0.348, SLG: 0.500										3	0	1	0	1	2	0										
Livan Hernandez, R OBP: 0.286, SLG: 0.286										2	0	1	0	0	0	0										
Shawon Dunston, R OBP: 0.500, SLG: 0.500										1	0	0	0	0	1	0										
Alan Embree, L (7, PH)										0	0	0	0	0	0	0										
Felix Rodriguez, R (7, 1)										0	0	0	0	0	0	0										
Felipe Crespo, S OBP: 0.200, SLG: 0.200										1	0	0	0	0	0	2										
Inning Stats	R: 0 E: 0 K: 1 S: 10	H: 1 LOB: 1 BB: 0 P: 16	R: 0 E: 0 K: 0 S: 5	H: 0 LOB: 0 BB: 0 P: 7	R: 0 E: 0 K: 2 S: 7	H: 0 LOB: 0 BB: 0 P: 8	R: 1 E: 0 K: 2 S: 10	H: 2 LOB: 1 BB: 0 P: 17	R: 0 E: 0 K: 1 S: 10	H: 1 LOB: 2 BB: 1 P: 19	R: 2 E: 0 K: 0 S: 8	H: 3 LOB: 1 BB: 0 P: 12	R: 0 E: 0 K: 3 S: 9	H: 0 LOB: 0 BB: 0 P: 14	R: 0 E: 0 K: 1 S: 15	H: 0 LOB: 2 BB: 2 P: 28	R: 0 E: 0 K: 0 S: 6	H: 1 LOB: 1 BB: 1 P: 14	1B: 5 2B: 2 3B: 0 HR: 2	SF: 0 SAC: 0 DP: 2 HBP: 0	WP: 0 PB: 0 SB: 1 CS: 1	PA: 37				
PITCHER	IP	WLS	BF	H	R	ER	SO	BB	IBB	HBP	BLK	WP	HR	S	P	ERA	WHIP									
Adam Eaton, R ERA: 6.94	(1, 1)	6.0	W	25	7	3	3	6	1	0	0	0	0	2	50	79	4.50	1.333								
Tom Davey, R ERA	(7, 1)	1.2	H	6	0	0	0	3	1	0	0	0	0	0	20	33	0.00	0.600								
Kevin Walker, L ERA: 6.75	(8, 1)	0.1	2	0	0	0	1	1	0	0	0	0	0	4	9	0.00	3.000									
Rodney Myers, R ERA: 2.7	(9, 1)	1.0	4	1	0	0	0	1	0	0	0	0	0	6	14	0.00	2.000									

San Francisco Giants @ San Diego Padres
Qualcomm Stadium, San Diego, CA
Thu Apr 12 2001, 5:05 PM EDT
Att: 25,730 - Cloudy - 66 F

AB 33
R 3
H 8
RBI 3
BB 4
SO 10
LOB 12



Batter	1	2	3	4	5	6	7	8	9	AB	R	H	RBI	BB	SO	LOB	BOTTOM									
Damian Jackson, R OBP: 0.413, SLG: 0.561	G3									5	0	2	1	0	1	2										
Mark Kotsay, L OBP: 0.297, SLG: 0.290	F9									3	1	1	0	2	1	4										
Tony Gwynn, L OBP: 0.417, SLG: 0.381	F9									3	0	1	1	1	0	3										
Santiago Perez, S OBP: 0.444, SLG: 0.500										1	1	0	0	0	1	1										
Phil Nevin, R OBP: 0.450, SLG: 0.771	P4									4	2	1	0	0	0	2										
Ryan Klesko, L OBP: 0.306, SLG: 0.250										3	1	0	0	1	2	3										
Mike Dam, L OBP: 0.541, SLG: 0.452	F9									4	2	3	1	0	0	0										
Ben Davis, S OBP: 0.450, SLG: 0.533	L3									2	1	1	2	1	0	0										
Chris Gomez, R OBP: 0.250, SLG: 0.238										3	0	1	1	0	0	4										
Adam Eaton, R OBP: 0.400, SLG: 0.250	(1, 1)	6.0	L	28	8	5	4	3	3	0	0	0	0	0	0	1										
Alan Embree, L ERA: 17.18	(7, 1)	0.1	5	3	3	3	1	1	0	0	0	0	0	0	0	0										
Felix Rodriguez, R ERA: 2.08	(7, 1)	1.2	6	0	0	0	2	1	0	0	0	0	0	17	31	0.00	0.600									
Inning Stats	R: 0 E: 0 K: 0 S: 9	H: 1 LOB: 1 BB: 0 P: 13	R: 0 E: 0 K: 1 S: 7	H: 0 LOB: 0 BB: 0 P: 14	R: 0 E: 0 K: 1 S: 11	H: 2 LOB: 2 BB: 0 P: 16	R: 3 E: 1 K: 1 S: 18	H: 2 LOB: 2 BB: 2 P: 33	R: 0 E: 0 K: 0 S: 8	H: 0 LOB: 0 BB: 1 P: 16	R: 2 E: 0 K: 0 S: 17	H: 3 LOB: 1 BB: 0 P: 28	R: 3 E: 0 K: 1 S: 15	H: 3 LOB: 2 BB: 1 P: 25	R: 0 E: 0 K: 2 S: 14	H: 0 LOB: 1 BB: 1 P: 26	1B: 8 2B: 3 3B: 0 HR: 0	SF: 3 SAC: 0 DP: 1 HBP: 0	WP: 0 PB: 0 SB: 0 CS: 0	PA: 39						
PITCHER	IP	WLS	BF	H	R	ER	SO	BB	IBB	HBP	BLK	WP	HR	S	P	ERA	WHIP									
Livan Hernandez, R ERA: 7.56	(1, 1)	6.0	L	28	8	5	4	3	3	0	0	0	0	0	12	20	81.00	12.000								

San Francisco Giants @ San Diego Padres
Qualcomm Stadium, San Diego, CA
Thu Apr 12 2001, 5:05 PM EDT
Att: 25,730 - Cloudy - 66 F

AB 31
R 8
H 11
RBI 8
BB 5
SO 6
LOB 20



Batter	1	2	3	4	5	6	7	8	9	AB	R	H	RBI	BB	SO	LOB	TOP											
Tom Goodwin, L (1,8) OBP: 0.182, SLG: 0.313	F7		F7			SH1-3 1B	F8			4	1	1	0	0	0	1	Los Angeles Dodgers @ San Diego Padres Qualcomm Stadium, San Diego, CA Sat Apr 14, 2001, 10:05 PM EDT Att: 50,750 - Sunny - 63 F											
Mark Grudzielanek, R (1,4) OBP: 0.319, SLG: 0.674	HR 1B		G4-3			SH1-3	K			3	1	1	0	0	1	1												
Gary Sheffield, R (1,7) OBP: 0.500, SLG: 0.892	HR					1B IBB		HR		3	2	2	3	1	0	0												
Shawn Green, L (1,9) OBP: 0.333, SLG: 0.581	G3					F8		K		4	0	0	0	0	1	2												
Eric Karros, R (1,3)	F8					BB 1B		F8		4	0	1	1	0	0	0												
Chris Donnels, L (1,5) OBP: 0.200, SLG: 0.261		G3-1				F8		K		2	0	0	0	1	0	0												
Phil Hiatt, R (8,5) OBP: 0.364, SLG: 0.550						BB				1	0	0	0	0	1	0												
Paul Lo Duca, R (1,2) OBP: 0.357, SLG: 0.607	K					G6-3 1B		G5-3		4	0	1	0	0	2	3												
Alex Cora, L (1,6) OBP: 0.219, SLG: 0.276	F7					G6-3		G5-3		4	0	1	0	0	0	1												
Eric Gagne, R (1,1)			F2			G6-3		K		2	0	0	0	0	0	1												
Hiram Bocachica, R (7,PH) OBP: 0.333, SLG: 0.400						FC1-5 2B				1	0	0	0	0	0	1												
Terry Adams, R (7,1)						FC1-5 S				0	0	0	0	0	0	0												
Marquis Grissom, R (9,PH) OBP: 0.115, SLG: 0.231										1	0	0	0	0	1	0												
Gregg Olson, R (9,1)										0	0	0	0	0	0	0												
Inning Stats	R: 2 H: 2 E: 0 K: 0 S: 11	H: 2 R: 0 ER: 0 LOB: 0 BB: 0 P: 15	R: 0 H: 0 E: 0 K: 1 S: 7	H: 0 R: 0 ER: 0 LOB: 0 BB: 0 P: 8	R: 0 H: 0 E: 0 K: 0 S: 5	H: 0 R: 0 ER: 0 LOB: 0 BB: 0 P: 7	R: 0 H: 1 E: 0 K: 0 S: 11	H: 1 R: 0 ER: 0 LOB: 1 BB: 0 P: 15	R: 1 H: 2 E: 0 K: 1 S: 10	H: 1 R: 0 ER: 0 LOB: 1 BB: 0 P: 13	R: 1 H: 1 E: 0 K: 2 S: 9	H: 1 R: 0 ER: 0 LOB: 0 BB: 0 P: 16	R: 0 H: 0 E: 0 K: 1 S: 14	H: 0 R: 0 ER: 0 LOB: 0 BB: 0 P: 16	1B: 4 2B: 1 3B: 0 HR: 2	SF: 0 SAC: 1 DP: 0 HBP: 0	WP: 0 PA: 36 PB: 0 SB: 1 CS: 0											
PITCHER	IP	WLS	BF	H	R	ER	SO	BB	IBB	HBP	BLK	WP	HR	S	P	ERA	WHIP											
Brian Tolberg, R (1,1) ERA: 3.21	6.0		26	6	3	3	2	1	1	0	0	0	1	51	80	4.50	1.167											
Jay Witasick, R (7,1) ERA:	1.0	H	3	0	0	0	1	0	0	0	0	0	0	1	5	9	0.00	0.000										
Tom Davey, R (8,1) ERA: 4.15	0.0	B	1	1	1	1	0	0	0	0	0	0	1	2	3	∞	∞											
Kevin Walker, L (8,1) ERA: 4.76	1.0		3	0	0	0	2	0	0	0	0	0	0	7	13	0.00	0.000											
Trevor Hoffman, R (9,1) ERA: 3.38	1.0	W	3	0	0	0	1	0	0	0	0	0	0	14	16	0.00	0.000											

Batter	1	2	3	4	5	6	7	8	9	AB	R	H	RBI	BB	SO	LOB	BOTTOM										
Damian Jackson, R (1,4) OBP: 0.426, SLG: 0.543	FC4-6 BB		K			HBP 2B		K		2	2	0	0	2	2	0	Los Angeles Dodgers @ San Diego Padres Qualcomm Stadium, San Diego, CA Sat Apr 14, 2001, 10:05 PM EDT Att: 50,750 - Sunny - 63 F										
Tony Gwynn, L (1,9) OBP: 0.345, SLG: 0.308	E6 FC4-6		F8			F7		G1-3		4	0	0	0	0	2												
Ryan Klesko, L (1,3) OBP: 0.311, SLG: 0.231	FC4-6 2B		F7			F5		FC6-4 1B		4	1	1	1	0	2												
Phil Nevin, R (1,5) OBP: 0.458, SLG: 0.725	2B					2B HBP		FC6-4		3	1	1	1	0	1	1											
Mike Darr, L (1,8) OBP: 0.500, SLG: 0.462	K					2B		2B SF9 BB		3	1	1	2	1	1	1											
Bubba Trammell, R (1,7) OBP: 0.406, SLG: 0.593	K					L5		F5		4	0	0	0	0	1	3											
Ben Davis, S (1,2) OBP: 0.448, SLG: 0.609		L8				CS BB		G4-3		3	0	1	0	1	0	0											
Donaldo Mendez, R (1,6) OBP: 0.353, SLG: 0.500		P6				K		G6-3		3	0	0	0	0	1	1											
Alex Arias, R (9,PH) OBP: 0.333, SLG: 0.417						K		SF9		0	0	0	1	0	0	0											
Brian Tolberg, R (1,1) ERA: 3.21										2	0	0	0	0	1	1											
Jay Witasick, R (7,1) ERA:										0	0	0	0	0	0	0											
Dave Magadan, L (7,PH) OBP: 0.276, SLG: 0.375										1	0	0	0	0	1	0											
Tom Davey, R (8,1) ERA: 4.15										0	0	0	0	0	0	0											
Kevin Walker, L (8,1) ERA: 4.76										0	0	0	0	0	0	0											
Trevor Hoffman, R (9,1) ERA: 3.38										0	0	0	0	0	0	0											
Inning Stats	R: 2 H: 1 E: 1 K: 2 S: 17	H: 1 R: 0 ER: 0 LOB: 1 BB: 1 P: 25	R: 0 H: 0 E: 0 K: 0 S: 5	H: 0 R: 0 ER: 0 LOB: 0 BB: 0 P: 8	R: 0 H: 0 E: 0 K: 1 S: 6	H: 0 R: 0 ER: 0 LOB: 0 BB: 0 P: 8	R: 0 H: 0 E: 0 K: 1 S: 7	H: 0 R: 0 ER: 0 LOB: 0 BB: 0 P: 12	R: 0 H: 0 E: 0 K: 2 S: 10	H: 0 R: 0 ER: 0 LOB: 0 BB: 1 P: 16	R: 2 H: 1 E: 0 K: 0 S: 10	H: 1 R: 0 ER: 0 LOB: 1 BB: 1 P: 23	R: 0 H: 0 E: 0 K: 1 S: 7	H: 0 R: 0 ER: 0 LOB: 0 BB: 0 P: 12	R: 0 H: 1 E: 0 K: 1 S: 8	H: 1 R: 0 ER: 0 LOB: 1 BB: 0 P: 13	R: 1 H: 1 E: 0 K: 0 S: 6	H: 1 R: 0 ER: 0 LOB: 1 BB: 1 P: 13	1B: 1 2B: 3 3B: 0 HR: 0	SF: 1 SAC: 0 DP: 0 HBP: 1	WP: 0 PA: 36 PB: 0 SB: 1 CS: 1						
PITCHER	IP	WLS	BF	H	R	ER	SO	BB	IBB	HBP	BLK	WP	HR	S	P	ERA	WHIP										
Eric Gagne, R (1,1) ERA: 5.29	6.0		24	2	4	3	6	3	0	1	0	0	0	55	92	4.50	0.833										
Terry Adams, R (7,1) ERA:	2.0		7	1	0	0	2	0	0	0	0	0	0	15	25	0.00	0.500										
Gregg Olson, R (9,1) ERA: 2.25	0.2	L	4	1	1	1	0	1	0	0	0	0	0	6	13	13.50	3.000										




Batter	1	2	3	4	5	6	7	8	9	AB	R	H	RBI	BB	SO	LOB	TOP										
Tom Goodwin, L (1.8) OBP: 0.211, SLG: 0.351	1-2 BB 1B		0-1 G4-1		1-2 F9	2-1 2B		1-0 F8		5	0	2	2	0	0	1	Los Angeles Dodgers @ San Diego Padres Qualcomm Stadium, San Diego, CA Sun Apr 15 2001, 5:00 PM EDT Att: 23,852 - Sunny - 68 F										
Mark Crutzielnek, R (1.4) OBP: 0.367, SLG: 0.674	2-2 F3		2-2 HBP		0-0 2B	1-3 2-H 3-H 4-0 2B		2-3 K		3	0	1	0	1	1	2											
Gary Sheffield, R (1.7) OBP: 0.491, SLG: 0.846	4-1 BB		0-0 F8		4-0 2B	0-1 SF8		1-3 K		2	0	0	1	2	1	2											
Marquis Grissom, R (9.7) OBP: 0.115, SLG: 0.231	1-2 BB		0-0 G3		0-2 F7	1-3 K				0	0	0	0	0	0	0											
Shawn Green, L (1.9) OBP: 0.302, SLG: 0.521	1-3 K		0-0 G3		0-2 F7	1-3 K				5	0	0	0	0	2	7											
Eric Karros, R (1.3) OBP: 0.245, SLG: 0.392	1-3 K		1-3 K		0-0 G6-3		0-1 G5-3		2-3 K	5	0	0	0	0	3	4											
Chris Donnels, L (1.5) OBP: 0.241, SLG: 0.269		2-2 F8		4-2 2B G4-3 BB		1-2 E 2B 1B		3-1 F8		3	2	1	0	1	0	0											
Phil Hiatt, R (7.5) OBP: 0.348, SLG: 0.524				1-1 G4-3 2B		1-2 E 2B BB				1	0	0	0	0	1	0											
Paul Lo Duca, R (1.2) OBP: 0.406, SLG: 0.633		1-1 P3		1-1 G4-3 2B		4-2 E 2B BB		2-0 HBP		2	1	1	0	1	0	0											
Alex Cora, L (1.6) OBP: 0.222, SLG: 0.364		2-1 HR		0-0 G4-3		1-3 K		0-0 F8		4	1	1	2	0	1	4											
Kevin Brown, R (11.1) Andy Ashby, R (6. PR) Matt Herge, L (6. PH) Hiram Bocachica, R (6. PH) Mike Fetters, R (8.1) Jeff Shaw, R (9.1)		0-1 F3		1-1 G5-3		1-2 2B SF8 HBP		1-1 E5		2	0	0	0	0	0	1											
Inning Stats	R: 0 E: 0 K: 2 S: 19	H: 1 LOB: 2 BB: 1 P: 27	R: 1 E: 0 K: 0 S: 13	H: 1 LOB: 0 BB: 0 P: 18	R: 0 E: 0 K: 0 S: 6	H: 0 LOB: 1 BB: 0 P: 8	R: 1 E: 0 K: 1 S: 10	H: 1 LOB: 1 BB: 1 P: 17	R: 0 E: 0 K: 0 S: 10	H: 1 LOB: 2 BB: 0 P: 15	R: 3 E: 1 K: 2 S: 18	H: 2 LOB: 2 BB: 2 P: 32	R: 0 E: 0 K: 0 S: 5	H: 0 LOB: 1 BB: 0 P: 10	R: 0 E: 1 K: 2 S: 9	H: 0 LOB: 1 BB: 0 P: 14	R: 0 E: 0 K: 2 S: 9	H: 0 LOB: 0 BB: 0 P: 14	1B: 2 2B: 3 3B: 0 HR: 1	SF: 1 SAC: 0 DP: 0 HBP: 3	WP: 0 PB: 0 SB: 1 CS: 0	PA: 42					
PITCHER	IP	WLS	BF	H	R	ER	SO	BB	IBB	HBP	BLK	WP	HR	S	P	ERA	WHIP										
Kevin Jarvis, R (1.1) ERA: 9.22	5.0		24	5	3	3	3	3	0	1	0	0	1	62	90	5.40	1.600										
Rodney Myers, R (6.1) ERA: 7.36	0.1	L	5	1	1	1	1	2	0	1	0	0	0	9	21	27.00	9.000										
Brian Lawrence, R (6.1) ERA: 7.36	1.2		6	0	1	1	1	0	0	1	0	0	0	10	16	5.40	0.000										
Jay Witasick, R (8.1) ERA: 4.05	1.0		4	0	0	0	2	0	0	0	0	0	0	9	14	0.00	0.000										
Kevin Walker, L (9.1) ERA: 4.05	1.0		3	0	0	0	2	0	0	0	0	0	0	9	14	0.00	0.000										
Batter	1	2	3	4	5	6	7	8	9	AB	R	H	RBI	BB	SO	LOB	BOTTOM										
Damian Jackson, R (1.4) OBP: 0.407, SLG: 0.510	0-0 F8								3-3 K	5	0	1	1	0	1	1	Los Angeles Dodgers @ San Diego Padres Qualcomm Stadium, San Diego, CA Sun Apr 15 2001, 5:00 PM EDT Att: 23,852 - Sunny - 68 F										
Tony Gwynn, L (1.9) OBP: 0.384, SLG: 0.333	2-0 G4-3									4	0	2	1	0	0	0											
Ryan Klesko, L (1.3) OBP: 0.286, SLG: 0.209	0-0 G5-3									4	0	0	0	0	0	3											
Phil Nevin, R (1.5) OBP: 0.442, SLG: 0.682		1-2 CS E 1B		1-2 G6-3		2-0 FC6-4		2-2 E6		4	0	1	0	0	0	1											
Mike Darr, L (1.8) OBP: 0.479, SLG: 0.439		2-1 E1 CS		1-0 F7		4-0 FC5-4 BB		0-1 G5-3		2	1	0	0	0	0	1											
Bubba Trammell, R (6. PH) OBP: 0.412, SLG: 0.571		1-2 G4-3		0-1 F7						1	0	0	0	1	0	1											
Wiki Gonzalez, R (1.2) OBP: 0.308, SLG: 0.304		1-2 E5 G4-3		0-1 G6-3		1-3 K		0-2 G6-3		4	1	0	0	0	1	4											
Kevin Walker, L (9.1) ERA: 4.05		1-3 2-3 1B								0	0	0	0	0	0	0											
Santiago Perez, S (1.7) OBP: 0.444, SLG: 0.357		0-0 G4-3								3	0	0	1	1	2	2											
Chris Gomez, R (1.6) OBP: 0.267, SLG: 0.200		1-2 3-H								2	1	0	0	1	0	1											
Mark Kotsay, L (9. PH) OBP: 0.244, SLG: 0.250		4-2 1B BB		0-0 G6-3		1-2 FC5-4		1-2 K		1	0	0	0	0	1	1											
Kevin Jarvis, L (11.1) OBP: 0.200, SLG: 0.750		0-0 1B								2	1	1	1	0	1	0											
Rodney Myers, R (6.1) ERA: 7.36		1-2 2-H								0	0	0	0	0	0	0											
Brian Lawrence, R (6.1) ERA: 7.36										0	0	0	0	0	0	0											
Dave Magadan, L (7. PH) OBP: 0.333, SLG: 0.333										1	0	0	0	0	0	0											
Jay Witasick, R (8.1) ERA: 4.05										0	0	0	0	0	0	0											
Ben Davis, S (9.2) OBP: 0.433, SLG: 0.583		1-2 2-H								1	0	0	0	0	1	1											
Inning Stats	R: 0 E: 0 K: 0 S: 3	H: 0 LOB: 0 BB: 0 P: 5	R: 4 E: 2 K: 0 S: 19	H: 4 LOB: 2 BB: 1 P: 30	R: 0 E: 0 K: 0 S: 6	H: 0 LOB: 0 BB: 0 P: 8	R: 0 E: 0 K: 2 S: 7	H: 0 LOB: 0 BB: 0 P: 10	R: 0 E: 0 K: 0 S: 8	H: 1 LOB: 1 BB: 0 P: 14	R: 0 E: 0 K: 2 S: 7	H: 0 LOB: 1 BB: 1 P: 13	R: 0 E: 0 K: 0 S: 6	H: 0 LOB: 0 BB: 0 P: 8	R: 0 E: 1 K: 0 S: 11	H: 0 LOB: 1 BB: 0 P: 14	R: 0 E: 0 K: 3 S: 15	H: 0 LOB: 1 BB: 1 P: 24	1B: 5 2B: 0 3B: 0 HR: 0	SF: 0 SAC: 0 DP: 0 HBP: 0	WP: 0 PB: 0 SB: 1 CS: 2	PA: 37					
PITCHER	IP	WLS	BF	H	R	ER	SO	BB	IBB	HBP	BLK	WP	HR	S	P	ERA	WHIP										
Kevin Brown, R (1.1) ERA: 0.69	5.0		22	5	4	0	2	1	0	0	0	0	0	13	21	0.00	0.500										
Matt Herge, R (6.1) ERA: 1.89	2.0	H	7	0	0	0	2	1	0	0	0	0	0	13	21	0.00	0.500										
Mike Fetters, R (8.1) ERA: 2.25	1.0	H	4	0	0	0	0	0	0	0	0	0	0	11	14	0.00	0.000										
Jeff Shaw, R (9.1) ERA: 5.14	1.0	S	4	0	0	0	3	1	0	0	0	0	0	15	24	0.00	1.000										

Batter	1	2	3	4	5	6	7	8	9	AB	R	H	RBI	BB	SO	LOB	TOP				
Juan Pierre, L (1, 8) OBP: 0.351, SLG: 0.333	4-2 FC3-6 BB		1-0 1B	1-0 G1-5-3		2-2 G3	1-1 G6-3		1-0 FC4-6	5	1	1	0	1	0	5					
Todd Walker, L (1, 4) OBP: 0.380, SLG: 0.638	1-1 FC3-6 HBP		1-1 1B						0-0 G4-3	5	2	3	1	0	0	1					
Larry Walker, L (1, 9) OBP: 0.429, SLG: 0.978	2-0 HBP		0-3 K						0-0 G1-3	4	1	1	2	0	1	2					
17 Todd Helton, L (1, 3) OBP: 0.382, SLG: 0.609	2-2 F7		1-1 1B						4-0 FC6-4 BB	3	0	1	1	2	0	2					
Jeff Cirillo, R (1, 5) OBP: 0.351, SLG: 0.520	1-2 F9		1-1 G5-3						0-1 FC6-4 BB	5	1	1	0	0	0	4					
Todd Hollandsworth, L (1, 7) OBP: 0.355, SLG: 0.615		0-1 S 1B		1-0 1B SH1-4					2-3 K	5	2	2	0	0	2	2					
Ben Petrick, R (1, 2) OBP: 0.154, SLG: 0.045	3-2 P6		1-3 K						1-3 K	4	2	0	0	1	2	2	AB 39				
Juan Uribe, R (1, 6) OBP: 0.308, SLG: 0.400	1-2 F7		0-0 SH1-4 1B						4-2 FC4-6 1B BB	4	0	2	3	1	0	2	R 9				
Pedro Astacio, R (1, 1) OBP: 0.143, SLG: 0.143	2-2 G4-3		1-2 SH1-4 1B						1-2 FC4-6 1B	2	0	1	2	0	0	1	H 13				
Mark Little, R (7, PH) OBP: 0.250, SLG: 0.250			1-2 3H						1-2 FC4-6 1B	0	0	0	0	0	0	0	RBI 9				
Mike Myers, L (7, 1) OBP: 1.000, SLG: 1.000			1-2 3H						1-2 FC4-6 1B	0	0	0	0	0	0	0	BB 5				
Joe Davenport, R (8, 1) OBP: 1.000, SLG: 1.000			1-2 3H						1-2 FC4-6 1B	0	0	0	0	0	0	0	SO 5				
Jose Jimenez, R (9, 1) OBP: 1.000, SLG: 1.000			1-2 3H						1-2 FC4-6 1B	0	0	0	0	0	0	0	LOB 22				
Inning Stats	R: 0 E: 0 K: 0 S: 13	H: 0 LOB: 2 BB: 1 P: 23	R: 0 E: 0 K: 0 S: 15	H: 1 LOB: 1 BB: 0 P: 21	R: 1 E: 0 K: 1 S: 11	H: 3 LOB: 1 BB: 0 P: 15	R: 1 E: 0 K: 1 S: 10	H: 2 LOB: 1 BB: 0 P: 14	R: 1 E: 0 K: 0 S: 7	H: 1 LOB: 0 BB: 0 P: 11	R: 1 E: 1 K: 1 S: 13	H: 1 LOB: 1 BB: 0 P: 18	R: 5 E: 0 K: 0 S: 14	H: 4 LOB: 1 BB: 2 P: 26	R: 0 E: 0 K: 0 S: 4	H: 0 LOB: 1 BB: 1 P: 8	R: 0 E: 0 K: 2 S: 12	H: 1 LOB: 2 BB: 1 P: 21	1B: 9 2B: 1 3B: 1 HR: 2	SF: 0 SAC: 1 DP: 0 HBP: 1	WP: 0 PA: 46 PB: 0 SB: 1 CS: 0
PITCHER	IP WLS BF H R ER SO BB IBB HBP BLK WP HR S P ERA WHIP	IP WLS BF H R ER SO BB IBB HBP BLK WP HR S P ERA WHIP	IP WLS BF H R ER SO BB IBB HBP BLK WP HR S P ERA WHIP	IP WLS BF H R ER SO BB IBB HBP BLK WP HR S P ERA WHIP	IP WLS BF H R ER SO BB IBB HBP BLK WP HR S P ERA WHIP	IP WLS BF H R ER SO BB IBB HBP BLK WP HR S P ERA WHIP	IP WLS BF H R ER SO BB IBB HBP BLK WP HR S P ERA WHIP	IP WLS BF H R ER SO BB IBB HBP BLK WP HR S P ERA WHIP	IP WLS BF H R ER SO BB IBB HBP BLK WP HR S P ERA WHIP	IP WLS BF H R ER SO BB IBB HBP BLK WP HR S P ERA WHIP	IP WLS BF H R ER SO BB IBB HBP BLK WP HR S P ERA WHIP	IP WLS BF H R ER SO BB IBB HBP BLK WP HR S P ERA WHIP	IP WLS BF H R ER SO BB IBB HBP BLK WP HR S P ERA WHIP	IP WLS BF H R ER SO BB IBB HBP BLK WP HR S P ERA WHIP	IP WLS BF H R ER SO BB IBB HBP BLK WP HR S P ERA WHIP	IP WLS BF H R ER SO BB IBB HBP BLK WP HR S P ERA WHIP	IP WLS BF H R ER SO BB IBB HBP BLK WP HR S P ERA WHIP	IP WLS BF H R ER SO BB IBB HBP BLK WP HR S P ERA WHIP	IP WLS BF H R ER SO BB IBB HBP BLK WP HR S P ERA WHIP	IP WLS BF H R ER SO BB IBB HBP BLK WP HR S P ERA WHIP	

Colorado Rockies @ San Diego Padres
Qualcomm Stadium, San Diego, CA
Tue Apr 17 2001, 10:05 PM EDT
Att: 16,615 - Sunny - 70 F


AB 39
R 9
H 13
RBI 9
BB 5
SO 5
LOB 22



Batter	1	2	3	4	5	6	7	8	9	AB	R	H	RBI	BB	SO	LOB	BOTTOM				
Damian Jackson, R (1, 4) OBP: 0.375, SLG: 0.464	2-2 G5-3		2-3 K	0-0 F7					1-0 FC5-4	5	1	0	0	0	2	6					
Tony Gwynn, L (1, 9) OBP: 0.395, SLG: 0.457	1-0 G3-1 2B		2-2 3B						1-0 L6	5	0	3	0	0	0	2					
Ryan Klesko, L (1, 3) OBP: 0.278, SLG: 0.191	0-1 G3-1		4-2 BB						1-0 E5 BB	4	1	0	0	1	0	3					
Phil Nevin, R (1, 5) OBP: 0.411, SLG: 0.625	1-1 G5-3		1-3 K						4-2 1B	4	0	0	0	0	2	4					
Alex Arias, R (8, 5) OBP: 0.375, SLG: 0.417			1-3 K						1-2 3H 1B	0	0	0	0	1	0	0					
Ben Davis, S (1, 2) OBP: 0.429, SLG: 0.536		4-1 BB 1B BB	3-1 F5						4-2 1B BB	4	1	1	2	1	1	3					
Bubba Trammell, R (1, 7) OBP: 0.385, SLG: 0.500	2-2 F7		4-1 1B G4-3 BB						1-3 2H 3H 1B	4	0	0	0	1	0	3					
Santiago Perez, S (1, 8) OBP: 0.455, SLG: 0.313	4-0 1B E BB		3-1 G4-3						1-3 2H 3H 1B	2	1	0	0	2	1	1	AB 34				
Donaldo Mendez, R (1, 6) OBP: 0.381, SLG: 0.474	2-1 E1 CS 1B		3-3 K						4-1 FC5-4 1B E BB	3	1	1	1	1	1	2	R 5				
Bobby Jones, R (1, 1) OBP: 0.333, SLG: 0.200	1-2 F9		1-2 1B						3-2 FC5-4 1B	2	0	1	0	0	0	1	H 7				
Dave Magadan, L (6, PH) OBP: 0.400, SLG: 0.333			1-2 1B						1-2 FC5-4 1B	0	0	0	0	1	0	0	RBI 3				
Brian Lawrence, R (7, 1) OBP: 0.375, SLG: 0.417			1-2 1B						1-2 FC5-4 1B	0	0	0	0	0	0	0	BB 8				
Rodney Myers, R (9, 1) OBP: 1.000, SLG: 1.000			1-2 3H						1-2 FC5-4 1B	1	0	1	0	0	0	0	SO 7				
Rickey Henderson, R (9, PH) OBP: 1.000, SLG: 1.000			1-2 3H						1-2 FC5-4 1B	0	0	0	0	0	0	0	LOB 25				
Inning Stats	R: 0 E: 0 K: 0 S: 9	H: 1 LOB: 0 BB: 2 P: 13	R: 2 E: 1 K: 0 S: 9	H: 1 LOB: 0 BB: 2 P: 22	R: 0 E: 0 K: 2 S: 17	H: 1 LOB: 2 BB: 1 P: 29	R: 0 E: 0 K: 1 S: 10	H: 1 LOB: 2 BB: 1 P: 21	R: 0 E: 0 K: 1 S: 8	H: 1 LOB: 1 BB: 0 P: 11	R: 0 E: 0 K: 1 S: 15	H: 0 LOB: 2 BB: 2 P: 27	R: 0 E: 0 K: 1 S: 10	H: 0 LOB: 0 BB: 0 P: 15	R: 0 E: 0 K: 1 S: 9	H: 0 LOB: 0 BB: 0 P: 12	R: 3 E: 1 K: 0 S: 14	H: 2 LOB: 2 BB: 2 P: 31	1B: 5 2B: 1 3B: 1 HR: 0	SF: 0 SAC: 0 DP: 0 HBP: 0	WP: 0 PA: 42 PB: 1 SB: 1 CS: 1
PITCHER	IP WLS BF H R ER SO BB IBB HBP BLK WP HR S P ERA WHIP	IP WLS BF H R ER SO BB IBB HBP BLK WP HR S P ERA WHIP	IP WLS BF H R ER SO BB IBB HBP BLK WP HR S P ERA WHIP	IP WLS BF H R ER SO BB IBB HBP BLK WP HR S P ERA WHIP	IP WLS BF H R ER SO BB IBB HBP BLK WP HR S P ERA WHIP	IP WLS BF H R ER SO BB IBB HBP BLK WP HR S P ERA WHIP	IP WLS BF H R ER SO BB IBB HBP BLK WP HR S P ERA WHIP	IP WLS BF H R ER SO BB IBB HBP BLK WP HR S P ERA WHIP	IP WLS BF H R ER SO BB IBB HBP BLK WP HR S P ERA WHIP	IP WLS BF H R ER SO BB IBB HBP BLK WP HR S P ERA WHIP	IP WLS BF H R ER SO BB IBB HBP BLK WP HR S P ERA WHIP	IP WLS BF H R ER SO BB IBB HBP BLK WP HR S P ERA WHIP	IP WLS BF H R ER SO BB IBB HBP BLK WP HR S P ERA WHIP	IP WLS BF H R ER SO BB IBB HBP BLK WP HR S P ERA WHIP	IP WLS BF H R ER SO BB IBB HBP BLK WP HR S P ERA WHIP	IP WLS BF H R ER SO BB IBB HBP BLK WP HR S P ERA WHIP	IP WLS BF H R ER SO BB IBB HBP BLK WP HR S P ERA WHIP	IP WLS BF H R ER SO BB IBB HBP BLK WP HR S P ERA WHIP	IP WLS BF H R ER SO BB IBB HBP BLK WP HR S P ERA WHIP	IP WLS BF H R ER SO BB IBB HBP BLK WP HR S P ERA WHIP	

Colorado Rockies @ San Diego Padres
Qualcomm Stadium, San Diego, CA
Tue Apr 17 2001, 10:05 PM EDT
Att: 16,615 - Sunny - 70 F

AB 34
R 5
H 7
RBI 3
BB 8
SO 7
LOB 25



Batter	1	2	3	4	5	6	7	8	9	AB	R	H	RBI	BB	SO	LOB	TOP		
Todd Walker, L (1,4) OBP: 0.382, SLG: 0.635	F7		HR	L5-3		F7		F7		5	1	2	0	0	0	0	Colorado Rockies @ San Diego Padres Qualcomm Stadium, San Diego, CA Wed Apr 18 2001, 10:05 PM EDT Att: 17,040 - Cloudy - 66 F		
Jeff Cirillo, R (1,5) OBP: 0.371, SLG: 0.566	BB HBP		HR	L5-3		G6-3		G3 FC1-4-2 BB		3	1	1	2	1	0	1			
Larry Walker, L (1,9) OBP: 0.444, SLG: 1.020	BB		WP 2B			G4-3		G3		4	2	2	1	1	0	1			
17 Todd Helton, L (1,3) OBP: 0.367, SLG: 0.560	K		WP 2B IBB			E4 BB 1B		FC1-4-2 WP 1B		4	3	0	0	1	1	3			
Ron Gant, R (1,7) OBP: 0.368, SLG: 0.606	F8		2B SF5 BB			F7				3	1	0	0	1	1	3			
Mark Little, R (7,8) OBP: 0.308, SLG: 0.308			1-2 2-3 BB							1	0	1	1	0	0	0			
Todd Hollandsworth, L (1,8) OBP: 0.336, SLG: 0.605		G1-3	SF5 1-3 2-H 3-H 2B			1B BB		F8		4	0	1	2	1	1	1			
Brent Mayne, L (1,2) OBP: 0.382, SLG: 0.452	G4-3		SF5			1B				3	0	1	2	0	0	0			
Juan Uribe, R (1,6) OBP: 0.300, SLG: 0.357	K		2-3 3-H 2-2 P5			FC6-4 IBB		F9		3	0	0	0	1	1	1			
Mike Hampton, R (1,1) OBP: 0.167, SLG: 0.417			L6			FC6-4				4	0	0	0	0	1	3			
Kane Davis, R (9,1)				K		FC6-4		P4		0	0	0	0	0	0	0			
Inning Stats	R: 0 E: 0 K: 1 S: 9	H: 0 LOB: 2 BB: 1 P: 18	R: 0 E: 0 K: 1 S: 11	H: 0 LOB: 0 BB: 0 P: 15	R: 5 E: 0 K: 0 S: 16	H: 4 LOB: 1 BB: 2 P: 30	R: 0 E: 0 K: 1 S: 8	H: 1 LOB: 0 BB: 0 P: 15	R: 1 E: 1 K: 0 S: 7	H: 1 LOB: 3 BB: 2 P: 24	R: 0 E: 0 K: 2 S: 11	H: 0 LOB: 0 BB: 0 P: 17	R: 0 E: 0 K: 0 S: 7	H: 0 LOB: 0 BB: 0 P: 9	R: 1 E: 0 K: 0 S: 12	H: 1 LOB: 1 BB: 1 P: 21	1B: 3 2B: 4 3B: 0 HR: 2	SF: 1 SAC: 0 DP: 1 HBP: 1	WP: 2 PA: 42 PB: 0 SB: 0 CS: 0
PITCHER	IP WLS BF H R ER SO BB IBB HBP BLK WP HR S P ERA WHIP																		
Adam Eaton, R (1,1) ERA: 7.56	5.0 L 27 6 6 5 3 3 2 1 0 1 1 52 102 9.00 1.800																		
Rodney Myers, R (6,1) ERA: 4.7	3.0 10 1 1 1 2 0 0 0 0 0 1 25 36 3.00 0.333																		
Tom Davey, R (9,1) ERA: 5.06	1.0 5 1 1 1 0 1 0 0 1 1 0 12 21 9.00 2.000																		

Batter	1	2	3	4	5	6	7	8	9	AB	R	H	RBI	BB	SO	LOB	BOTTOM		
Damian Jackson, R (1,4) OBP: 0.397, SLG: 0.475	1B		K			1B BB		FC4-6 G5-3 1B		3	0	2	0	1	1	0	Colorado Rockies @ San Diego Padres Qualcomm Stadium, San Diego, CA Wed Apr 18 2001, 10:05 PM EDT Att: 17,040 - Cloudy - 66 F		
Mike Darr, L (1,8) OBP: 0.442, SLG: 0.400	K			G3-1		F7		G5-3		4	0	0	0	0	1	3			
Tony Gwynn, L (1,9) OBP: 0.390, SLG: 0.588	F7			G1-3				FC4-6 BB		3	0	1	0	0	0	1			
Santiago Perez, S (7,9) OBP: 0.478, SLG: 0.313						1B				0	0	0	0	1	0	0			
Phil Nevin, R (1,5) OBP: 0.390, SLG: 0.588	K			K		F9		FC4-6		3	0	0	0	0	2	3			
Dave Magadan, L (7,5) OBP: 0.364, SLG: 0.300								1-2 2-3		1	0	0	0	0	0	2			
Bubba Trammell, R (1,7) OBP: 0.372, SLG: 0.457		G6-3				F9				3	0	0	0	1	0	0			
Wiki Gonzalez, R (1,2) OBP: 0.300, SLG: 0.333		G1-3				BB		F8		4	0	1	0	0	0	1			
Alex Arias, R (1,3) OBP: 0.400, SLG: 0.467		G6-3				G3-6-1 BB		K		3	0	1	0	1	1	1			
Chris Gomez, R (1,6) OBP: 0.235, SLG: 0.172				F9		G3-6-1		K2-3		4	0	0	0	0	2	4			
Adam Eaton, R (1,1) OBP: 0.333, SLG: 0.200				G6-3				F9		1	0	0	0	0	0	0			
Rodney Myers, R (6,1) ERA: 4.7										1	0	0	0	0	0	0			
Rickey Henderson, R (8,PH) OBP: 0.500, SLG: 0.500										1	0	0	0	0	0	0			
Tom Davey, R (9,1) ERA: 5.07										0	0	0	0	0	0	0			
Inning Stats	R: 0 E: 0 K: 2 S: 13	H: 1 LOB: 1 BB: 0 P: 19	R: 0 E: 0 K: 0 S: 5	H: 0 LOB: 0 BB: 0 P: 5	R: 0 E: 0 K: 1 S: 7	H: 0 LOB: 0 BB: 0 P: 11	R: 0 E: 0 K: 1 S: 6	H: 0 LOB: 0 BB: 0 P: 10	R: 0 E: 0 K: 0 S: 10	H: 1 LOB: 2 BB: 1 P: 17	R: 0 E: 0 K: 2 S: 9	H: 0 LOB: 1 BB: 1 P: 18	R: 0 E: 0 K: 0 S: 11	H: 1 LOB: 2 BB: 1 P: 18	R: 0 E: 0 K: 1 S: 8	H: 1 LOB: 1 BB: 0 P: 12	1B: 3 2B: 2 3B: 0 HR: 0	SF: 0 SAC: 0 DP: 1 HBP: 0	WP: 0 PA: 35 PB: 0 SB: 0 CS: 0
PITCHER	IP WLS BF H R ER SO BB IBB HBP BLK WP HR S P ERA WHIP																		
Mike Hampton, L (1,1) ERA: 3.18	8.0 W 31 4 0 0 6 4 0 0 0 0 0 70 116 0.00 1.000																		
Kane Davis, R (9,1) ERA: 5.87	1.0 4 1 0 0 1 0 0 0 0 0 0 8 12 0.00 1.000																		



Batter	1	2	3	4	5	6	7	8	9	AB	R	H	RBI	BB	SO	LOB	TOP										
Rickey Henderson, R OBP: 0.200, SLG: 0.200 (1, 7)										4	0	1	0	0	1	2											
Tony Gwynn, L OBP: 0.378, SLG: 0.429 Chris Gomez, R OBP: 0.211, SLG: 0.152 (1, 9)										3	1	1	0	0	0	1											
Ryan Klesko, L OBP: 0.323, SLG: 0.245 (1, 3)										4	0	1	0	0	1	1											
Phil Nevin, R OBP: 0.358, SLG: 0.542 (1, 5)										4	0	1	1	0	1	1											
Mike Darr, L OBP: 0.417, SLG: 0.377 (1, 8)										4	0	0	0	0	3	1											
Santiago Perez, S OBP: 0.536, SLG: 0.333 (1, 6)										1	0	0	0	3	0	0											
Damian Jackson, R OBP: 0.395, SLG: 0.470 (1, 4)										3	0	1	0	0	0	1											
Wiki Gonzalez, R OBP: 0.303, SLG: 0.333 (1, 2)										3	0	1	0	0	2	2											
Brian Tolberg, R OBP: 0.308, SLG: 0.250 Dave Magadan, L OBP: 0.308, SLG: 0.250 Jay Witasick, R OBP: 0.308, SLG: 0.250 (1, 1)										2	0	0	0	0	2	2											
Inning Stats	R: 1 H: 2 E: 0 K: 0 S: 12	H: 2 LOB: 1 BB: 0 P: 16	R: 0 H: 0 E: 0 K: 1 S: 9	H: 0 LOB: 0 BB: 0 P: 13	R: 0 H: 0 E: 0 K: 1 S: 8	H: 0 LOB: 0 BB: 0 P: 12	R: 0 H: 0 E: 0 K: 3 S: 9	H: 0 LOB: 2 BB: 1 P: 14	R: 0 H: 2 E: 0 K: 1 S: 15	H: 2 LOB: 2 BB: 1 P: 21	R: 0 H: 2 E: 0 K: 2 S: 11	H: 0 LOB: 2 BB: 1 P: 21	R: 0 H: 0 E: 0 K: 2 S: 9	H: 0 LOB: 1 BB: 1 P: 11	R: 0 H: 0 E: 0 K: 1 S: 6	H: 0 LOB: 1 BB: 1 P: 11	1B: 5 2B: 1 3B: 0 HR: 0	SF: 0 SAC: 0 DP: 1 HBP: 1	WP: 0 PB: 0 SB: 1 CS: 1	PA: 34							
PITCHER	IP	WLS	BF	H	R	ER	SO	BB	IBB	HBP	BLK	WP	HR	S	P	ERA	WHIP										
Kevin Brown, R ERA: 0.93 Gregg Olson, R ERA: 1.59 Mike Fetters, R ERA: 1.8 Jeff Shaw, R ERA: 4.5	6.1	W	25	6	1	1	7	2	0	1	1	0	0	63	96	1.42	1.263										
	0.2	H	2	0	0	0	1	0	0	0	0	0	0	6	9	0.00	0.000										
	1.0	H	3	0	0	0	2	0	0	0	0	0	0	9	11	0.00	0.000										
	1.0	S	4	0	0	0	1	1	0	0	0	0	0	6	11	0.00	1.000										

San Diego Padres @ Los Angeles Dodgers
Dodger Stadium, Los Angeles, CA
Fri Apr 20 2001, 7:10 PM PDT
Att: 34,368 - Cloudy - 54 F

AB 30
R 1
H 6
RBI 1
BB 3
SO 11
LOB 13



Batter	1	2	3	4	5	6	7	8	9	AB	R	H	RBI	BB	SO	LOB	BOTTOM										
Tom Goodwin, L OBP: 0.234, SLG: 0.318 (1, 8)										2	2	0	0	2	0	0											
Mark Grudzielanek, R OBP: 0.362, SLG: 0.609 (1, 4)										4	1	1	0	0	1	1											
Gary Sheffield, R OBP: 0.444, SLG: 0.722 Marquis Grissom, R OBP: 0.194, SLG: 0.417 (1, 7)										4	0	2	2	0	0	0											
Shawn Green, L OBP: 0.338, SLG: 0.516 (1, 9)										4	0	2	1	0	2	1											
Chris Donnels, L OBP: 0.237, SLG: 0.235 (1, 3)										4	0	0	0	0	0	3											
Phil Hiatt, R OBP: 0.242, SLG: 0.355 (1, 5)										4	0	0	0	0	2	3											
Chad Kreuter, S OBP: 0.333, SLG: 0.286 (1, 2)										1	0	0	0	3	0	1											
Alex Cora, L OBP: 0.227, SLG: 0.341 (1, 6)										4	0	1	0	0	2	4											
Kevin Brown, R Gregg Olson, R Hiram Bocachica, R Mike Fetters, R Jeff Shaw, R (1, 1)										2	0	0	0	0	2	2											
Inning Stats	R: 0 H: 0 E: 0 K: 0 S: 8	H: 1 LOB: 0 BB: 0 P: 10	R: 0 H: 1 E: 0 K: 1 S: 12	H: 1 LOB: 0 BB: 0 P: 20	R: 0 H: 0 E: 0 K: 2 S: 9	H: 0 LOB: 0 BB: 0 P: 12	R: 0 H: 0 E: 0 K: 1 S: 5	H: 0 LOB: 0 BB: 0 P: 9	R: 0 H: 1 E: 0 K: 1 S: 11	H: 1 LOB: 2 BB: 1 P: 19	R: 2 H: 3 E: 0 K: 1 S: 12	H: 3 LOB: 3 BB: 2 P: 24	R: 1 H: 1 E: 0 K: 3 S: 13	H: 1 LOB: 1 BB: 1 P: 23	R: 0 H: 0 E: 0 K: 1 S: 7	H: 0 LOB: 1 BB: 1 P: 16	1B: 5 2B: 1 3B: 0 HR: 0	SF: 0 SAC: 0 DP: 0 HBP: 0	WP: 0 PB: 0 SB: 1 CS: 0	PA: 35							
PITCHER	IP	WLS	BF	H	R	ER	SO	BB	IBB	HBP	BLK	WP	HR	S	P	ERA	WHIP										
Brian Tolberg, R ERA: 3.32 Brian Lawrence, R ERA: 9.64 Jay Witasick, R ERA: 0.71	5.0	L	22	5	2	2	5	2	0	0	0	0	0	50	81	3.60	1.400										
	1.0		4	0	0	0	1	1	0	0	0	0	0	7	13	0.00	1.000										
	2.0		9	1	1	1	4	2	0	0	0	0	0	20	39	4.50	1.500										

San Diego Padres @ Los Angeles Dodgers
Dodger Stadium, Los Angeles, CA
Fri Apr 20 2001, 7:10 PM PDT
Att: 34,368 - Cloudy - 54 F

AB 30
R 3
H 6
RBI 3
BB 5
SO 10
LOB 15



Batter	1	2	3	4	5	6	7	8	9	10	11	AB	R	H	RBI	BB	SO	LOB	TOP								
Santiago Perez, S OBP: 0.441, SLG: 0.250 (1, 7)												5	0	0	0	0	4	1									
Mike Darr, L OBP: 0.406, SLG: 0.371 (1, 8)												5	1	2	0	0	1	0									
Ryan Klesko, L OBP: 0.338, SLG: 0.387 (1, 3)												5	2	2	3	0	1	1									
Phil Nevin, R OBP: 0.361, SLG: 0.524 (1, 5)												4	1	1	0	1	2	1									
Alex Arias, R OBP: 0.316, SLG: 0.389 Rodney Myers, R (11, 1)												3	1	0	0	1	0	2									
Bubba Trammell, R OBP: 0.339, SLG: 0.404 (1, 9)												4	0	1	1	1	1	0									
Wiki Gonzalez, R OBP: 0.316, SLG: 0.429 (1, 2)												5	1	2	3	0	2	1									
Donaldo Mendez, R OBP: 0.310, SLG: 0.346 (1, 6)												4	0	0	0	0	1	3									
Bobby Jones, R OBP: 0.256, SLG: 0.143 Rickey Henderson, R OBP: 0.300, SLG: 0.144 Tom Davey, R OBP: 0.182, SLG: 0.182 Trevor Hoffman, R OBP: 0.182, SLG: 0.182 Jay Witasick, R OBP: 0.231, SLG: 0.347 Damian Jackson, R OBP: 0.338, SLG: 0.471 (1, 1)												2	1	0	0	0	1	1									
Inning Stats	R: 0 E: 0 K: 2 S: 7	H: 0 LOB: 0 BB: 0 P: 8	R: 0 E: 1 K: 0 S: 10	H: 0 LOB: 0 BB: 0 P: 13	R: 0 E: 0 K: 1 S: 7	H: 0 LOB: 0 BB: 0 P: 12	R: 0 E: 0 K: 2 S: 8	H: 0 LOB: 0 BB: 0 P: 11	R: 0 E: 0 K: 1 S: 9	H: 0 LOB: 0 BB: 0 P: 13	R: 4 E: 0 K: 0 S: 13	H: 4 LOB: 1 BB: 0 P: 21	R: 0 E: 0 K: 1 S: 7	H: 0 LOB: 0 BB: 0 P: 10	R: 0 E: 0 K: 1 S: 9	H: 0 LOB: 0 BB: 0 P: 12	R: 2 E: 0 K: 2 S: 15	H: 2 LOB: 2 BB: 2 P: 26	R: 0 E: 0 K: 1 S: 10	H: 1 LOB: 0 BB: 0 P: 14	R: 1 E: 0 K: 1 S: 8	H: 1 LOB: 1 BB: 1 P: 13	1B: 4 2B: 2 3B: 0 HR: 2	SF: 0 SAC: 1 DP: 2 HBP: 1	WP: 0 PB: 0 SB: 0 CS: 0	PA: 44	
PITCHER	IP 7.0	WLS 26	BF 4	H 4	R 4	ER 4	SO 8	BB 0	IBB 0	HBP 0	BLK 0	WP 0	HR 2	S 61	P 88	ERA 5.14	WHIP 0.571										
37 Darren Dreifort, R ERA: 4.88 (1, 1)	1.0	3	0	0	0	1	0	0	0	0	0	0	0	9	12	0.00	0.000										
Mike Fetters, R ERA: 1.5 (8, 1)	1.0	7	2	2	2	2	2	0	0	0	0	0	0	15	26	18.00	4.000										
Gregg Olson, R ERA: 4.05 (9, 1)	1.0	3	1	0	0	1	0	0	0	0	0	0	0	10	14	0.00	1.000										
Matt Herges, R ERA: 1.64 (10, 1)	1.0	L	5	1	1	1	1	1	0	0	0	0	0	8	13	9.00	2.000										
Jeff Shaw, R ERA: 4.5 (11, 1)																											

San Diego Padres @ Los Angeles Dodgers
Dodger Stadium, Los Angeles, CA
Sun Apr 22 2001, 1:10 PM PDT
Att: 31,040 - Sunny - 69 F

livebaseballscores.com

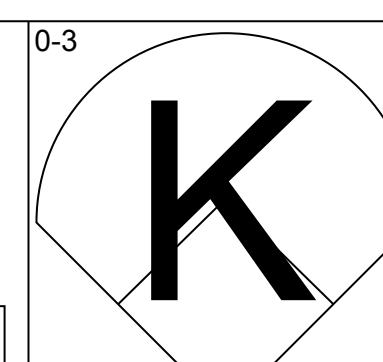
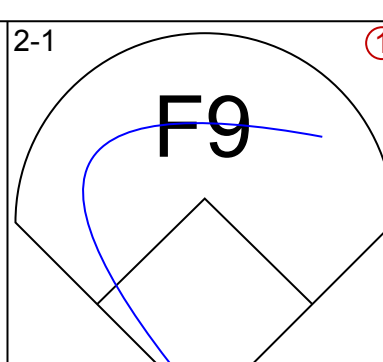
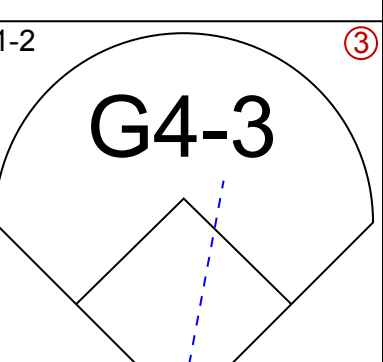
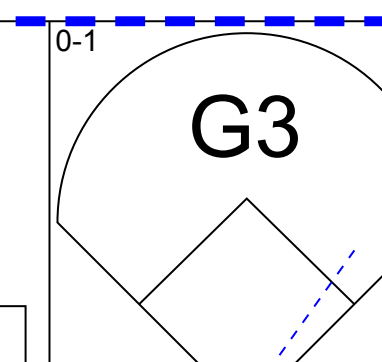
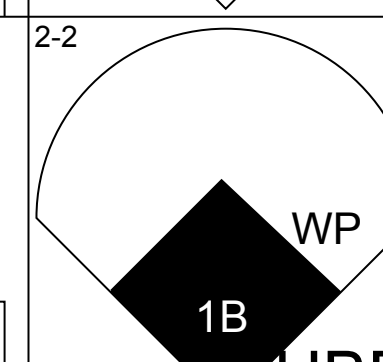
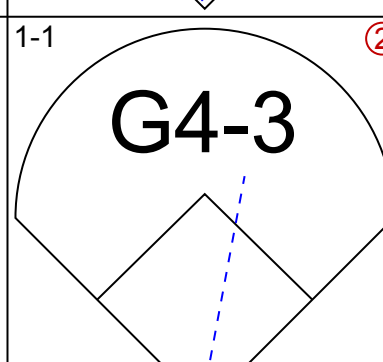
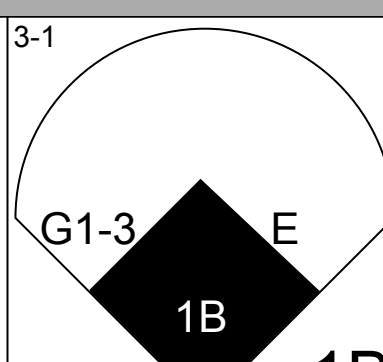
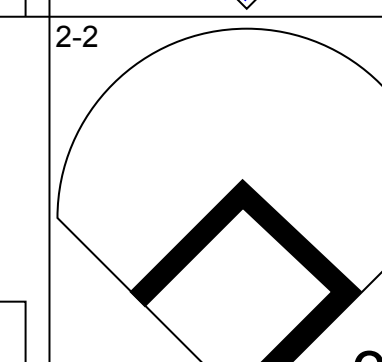
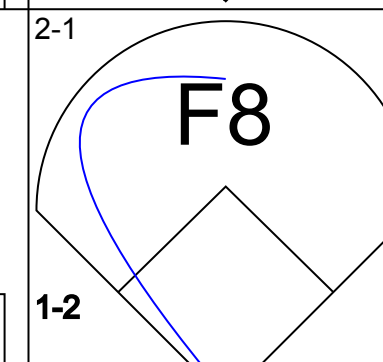
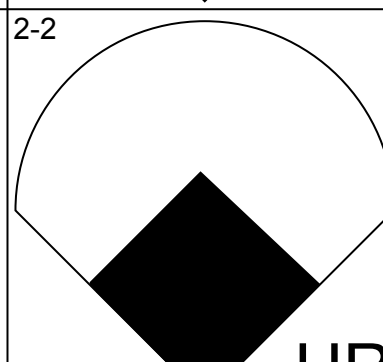
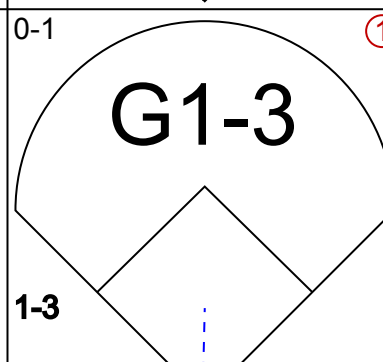
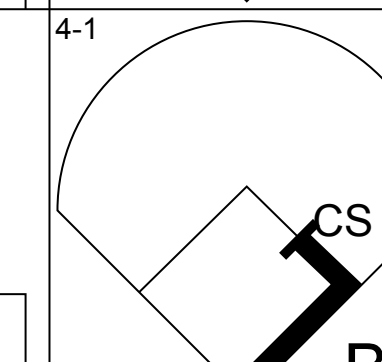
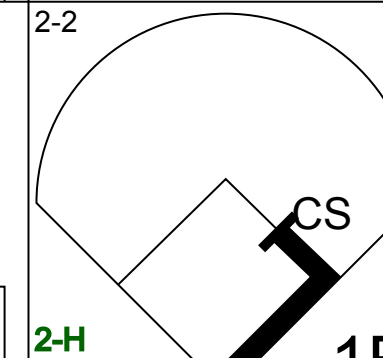
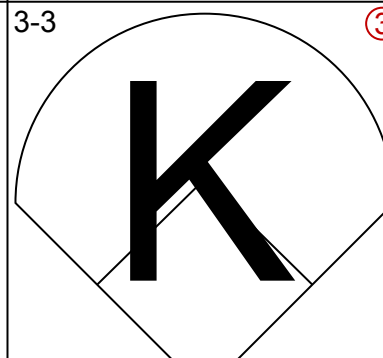
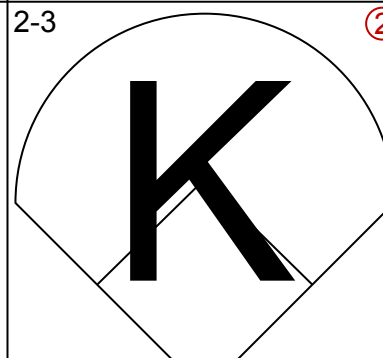
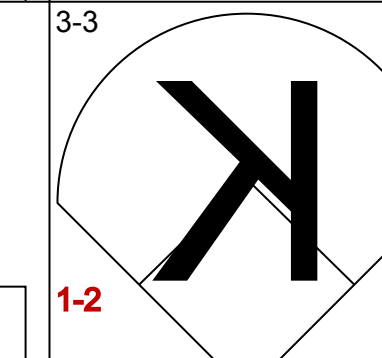
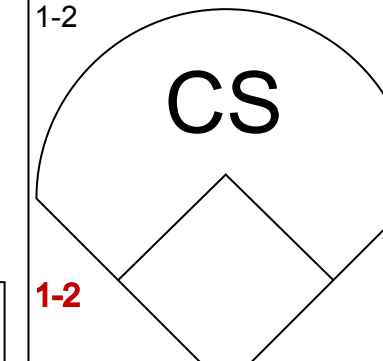
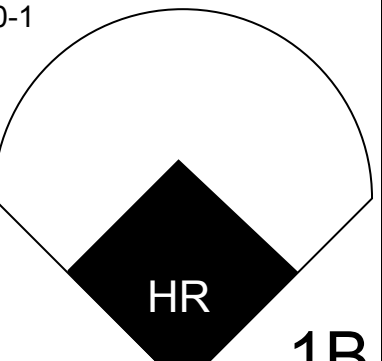
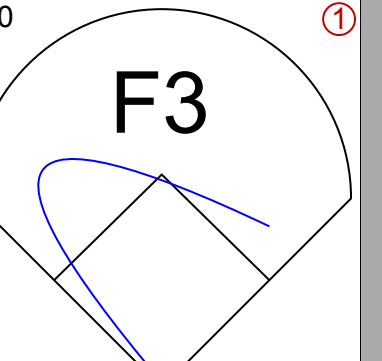
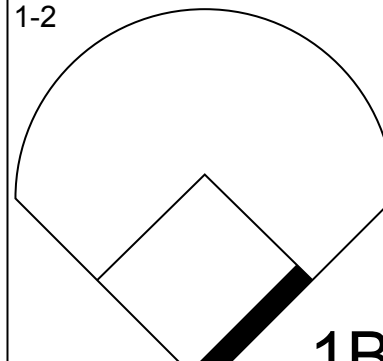

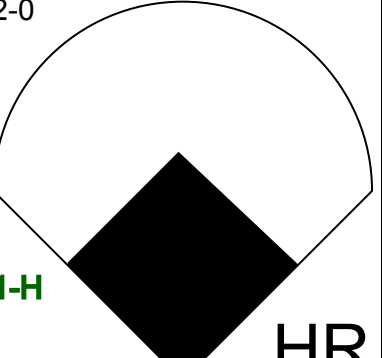
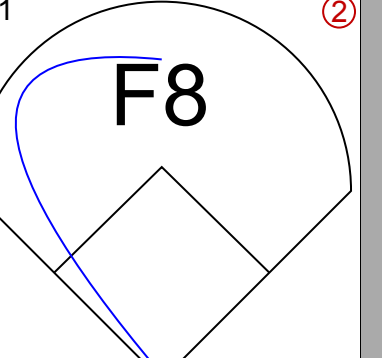
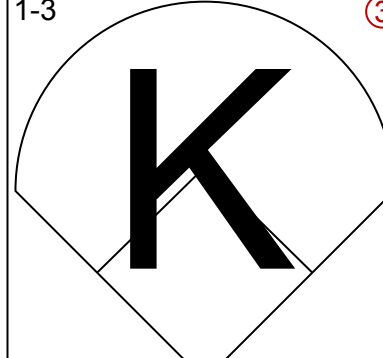

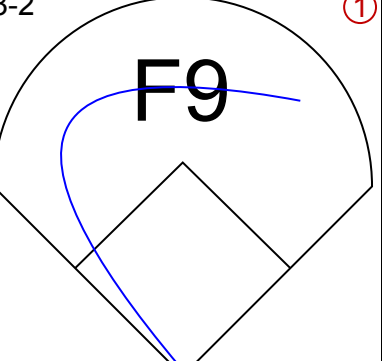
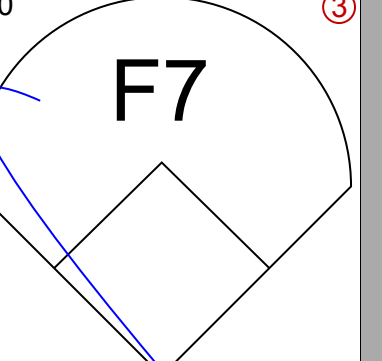
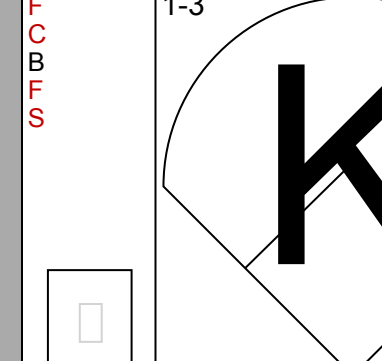
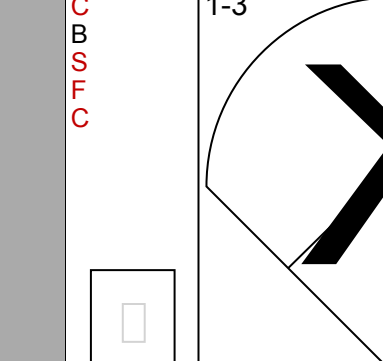
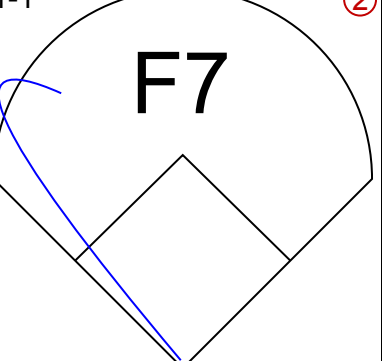
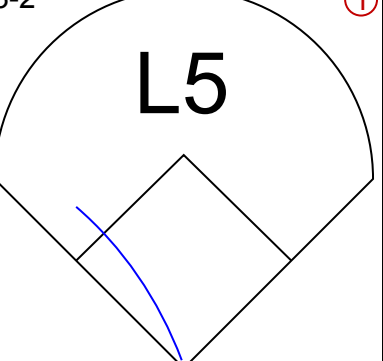
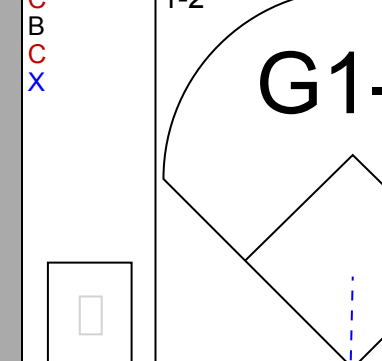
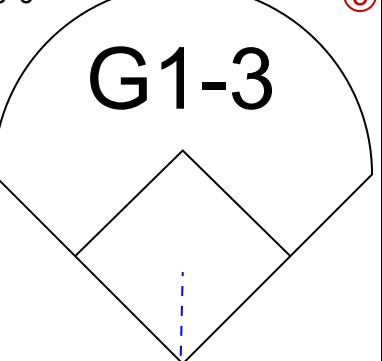
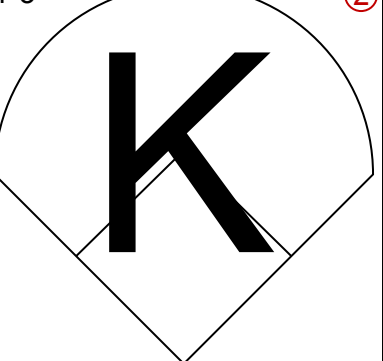
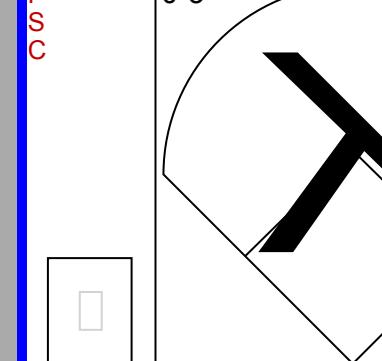
AB 39
R 7
H 8
RBI 7
BB 3
SO 13
LOB 12

Batter	1	2	3	4	5	6	7	8	9	10	11	AB	R	H	RBI	BB	SO	LOB	BOTTOM								
Marquis Grissom, R OBP: 0.256, SLG: 0.465 (1, 8)												6	1	4	0	0	0	1									
Mark Grudzielanek, R OBP: 0.246, SLG: 0.541 (1, 4)												6	0	0	0	0	2	5									
Gary Sheffield, R OBP: 0.439, SLG: 0.661 (1, 7)												5	0	0	0	1	0	4									
Shawn Green, L OBP: 0.363, SLG: 0.563 (1, 9)												4	1	4	2	1	0	0									
Eric Karros, R OBP: 0.282, SLG: 0.456 (1, 3)												5	1	2	1	0	2	5									
Chris Donnels, L OBP: 0.255, SLG: 0.220 (1, 5)												4	1	0	0	1	1	0									
Chad Kreuter, S OBP: 0.281, SLG: 0.231 (1, 2)												5	1	0	0	0	4	4									
Alex Cora, L OBP: 0.220, SLG: 0.319 Angel Pina, R OBP: 0.182, SLG: 0.182 Matt Herges, L (10, 1)												3	0	0	0	0	0	0									
Tom Goodwin, L OBP: 0.231, SLG: 0.347 Jeff Shaw, R (11, 1)												1	0	0	0	0	1	3									
37 Darren Dreifort, R ERA: 4.88 (1, 1)	7.0	27	4	4	4	4	8	0	0	0	0	0	0	9	12	0.00	0.000										
Tom Davey, R ERA: 4.76 (8, 1)	0.1	H	3	1	0	0	1	1	0	0	0	1	0	7	15	0.00	6.000										
Trevor Hoffman, R ERA: 4.5 (8, 1)	1.2	B	9	3	3	2	3	0	0	0	0	1	1	23	31	10.80	1.800										
Jay Witasick, R ERA: 0.66 (10, 1)	1.0	W	6	2	0	0	3	0	1	0	0	0	0	15	21	0.00	2.000										
Rodney Myers, R ERA: 3.72 (11, 1)	1.0	S	3	0	0	0	0	0	0	0	0	0	0	6	7	0.00	0.000										
PITCHER	IP 7.0	WLS 27	BF 4	H 4	R 4	ER 4	SO 8	BB 0	IBB 0	HBP 0	BLK 0	WP 0	HR 2	S 63	P 100	ERA 3.86	WHIP 1.000										
Bobby Jones, R OBP: 0.256, SLG: 0.143 (1, 1)	0.1	H	3	1	0	0	1	1	0	0	0	1	0	7	15	0.00	6.000										
Trevor Hoffman, R ERA: 4.5 (8, 1)	1.2	B	9	3	3	2	3	0	0	0	0	1	1	23	31	10.80	1.800										
Jay Witasick, R ERA: 0.66 (10, 1)	1.0	W	6	2	0	0	3	0	1	0	0	0	0	15	21	0.00	2.000										
Jeff Reboulet, R OBP: 0.438, SLG: 0.471 (10, 6)												2	0	1	0	0	0	0									
Inning Stats	R: 1 E: 0 K: 1 S: 13	H: 2 LOB: 1 BB: 0 P: 21	R: 0 E: 0 K: 0 S: 6	H: 0 LOB: 0 BB: 0 P: 8	R: 0 E: 0 K: 0 S: 7	H: 1 LOB: 1 BB: 0 P: 11	R: 2 E: 0 K: 2 S: 13	H: 2 LOB: 0 BB: 0 P: 21	R: 0 E: 0 K: 0 S: 9	H: 0 LOB: 0 BB: 0 P: 13	R: 0 E: 0 K: 1 S: 6	H: 0 LOB: 0 BB: 0 P: 12	R: 0 E: 0 K: 1 S: 11	H: 0 LOB: 2 BB: 1 P: 21	R: 3 E: 1 K: 3 S: 19	H: 2 LOB: 1 BB: 0 P: 25	R: 0 E: 1 K: 3 S: 15	H: 2 LOB: 3 BB: 1 P: 21	R: 0 E: 0 K: 0 S: 6	H: 0 LOB: 0 BB: 0 P: 7	1B: 7 2B: 2 3B: 0 HR: 3	SF: 0 SAC: 0 DP: 1 HBP: 0	WP: 2 PB: 0 SB: 2 CS: 1	PA: 48			

San Diego Padres @ Los Angeles Dodgers
Dodger Stadium, Los Angeles, CA
Sun Apr 22 2001, 1:10 PM PDT
Att: 31,040 - Sunny - 69 F

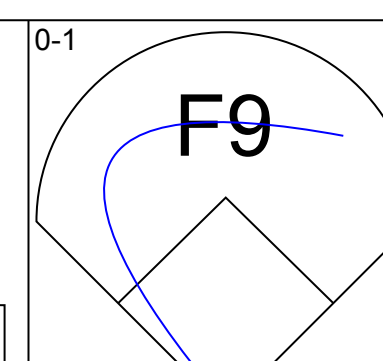
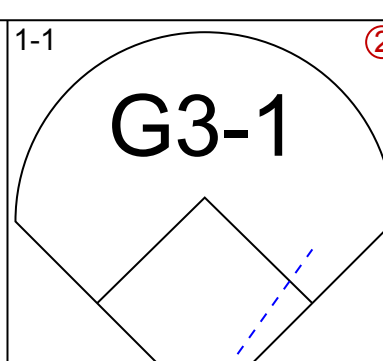
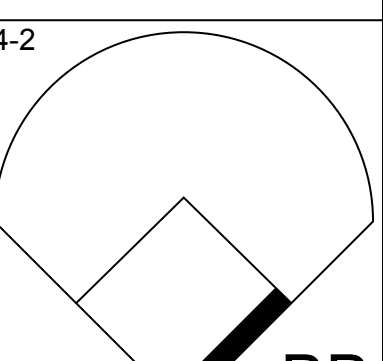
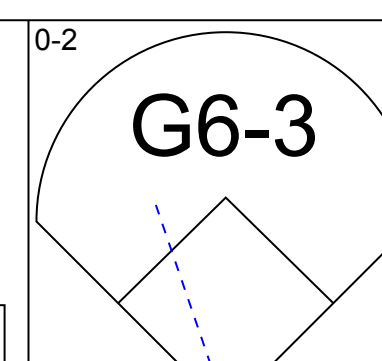
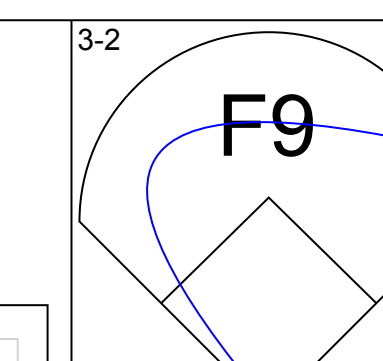
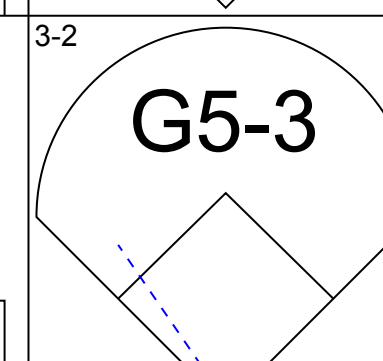
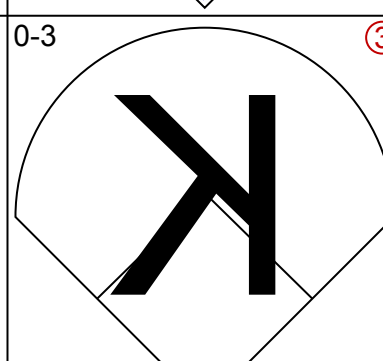
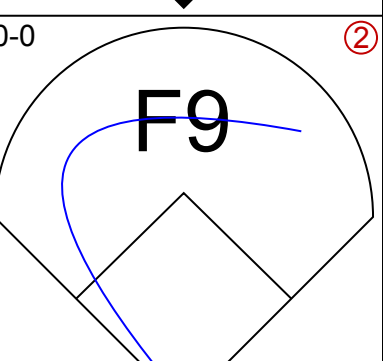
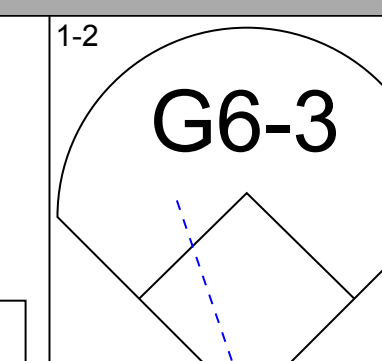
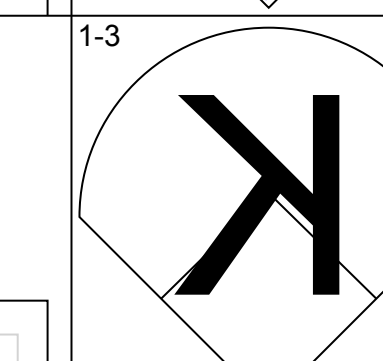
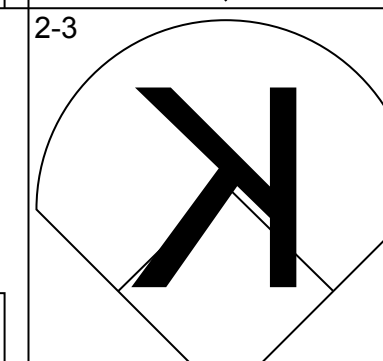
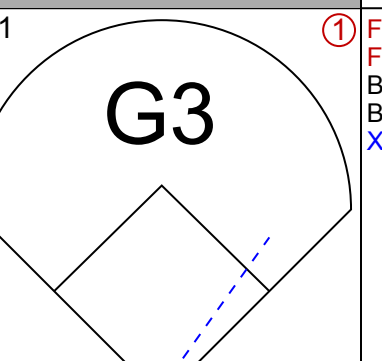
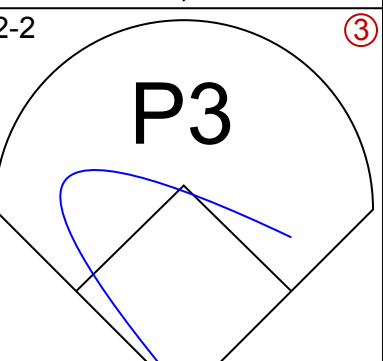
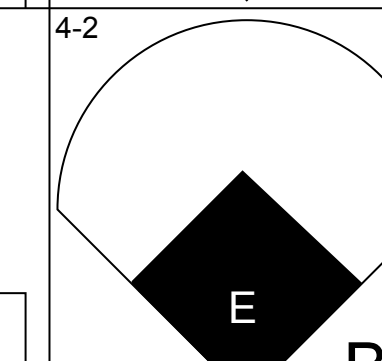
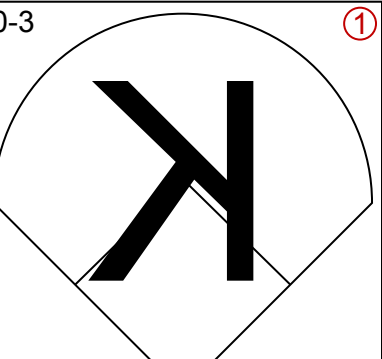
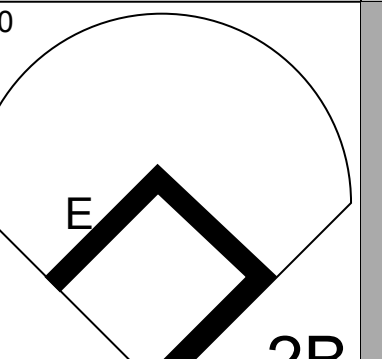
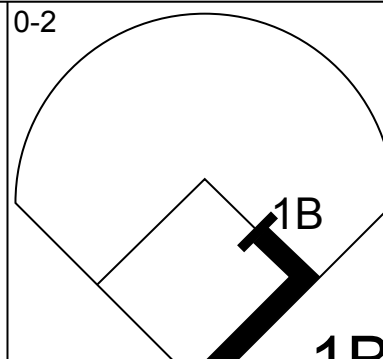

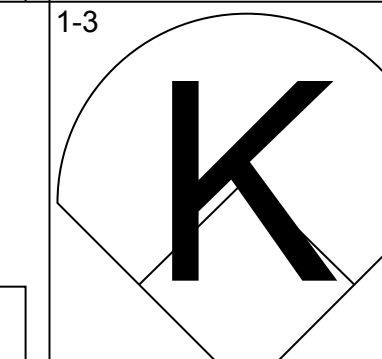
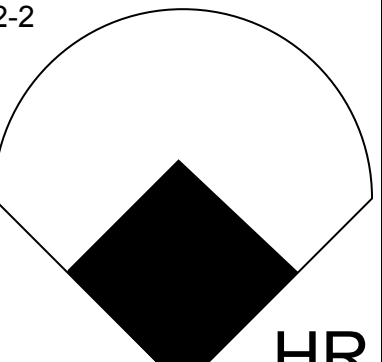
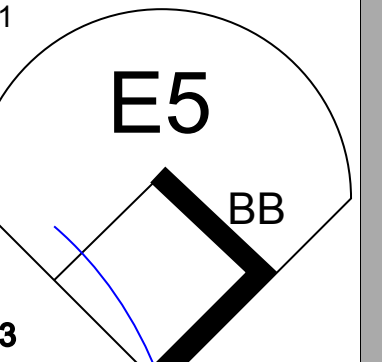
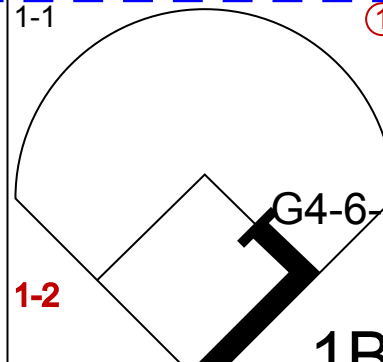

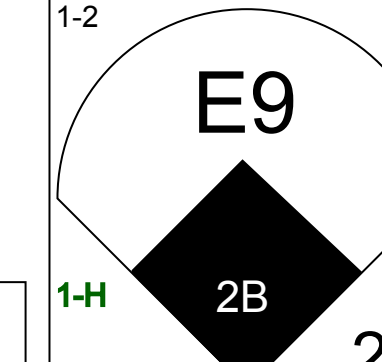

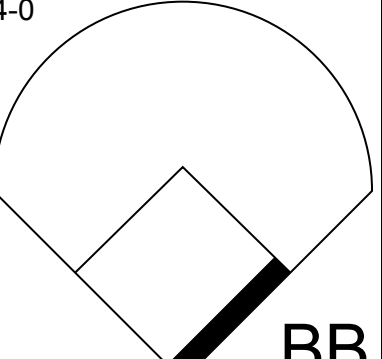
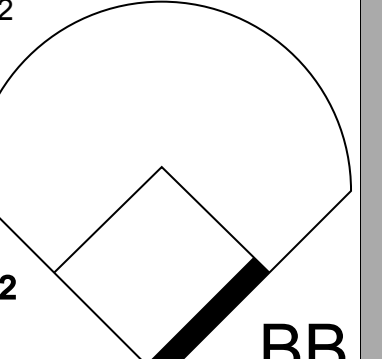

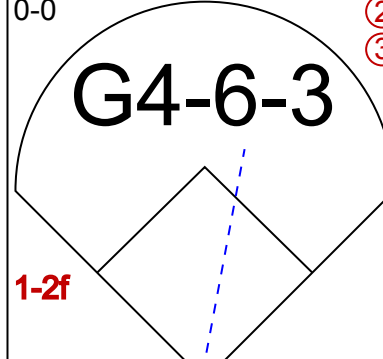

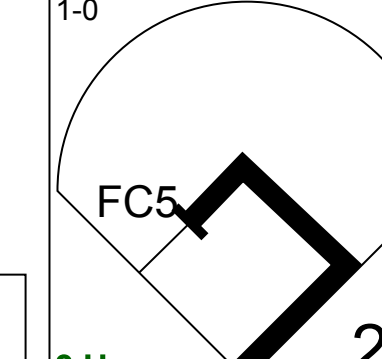

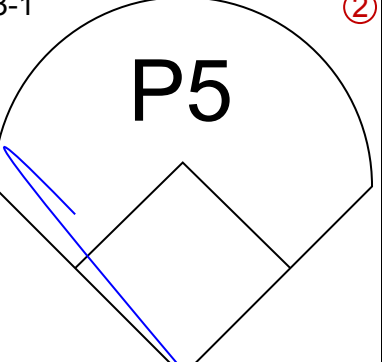
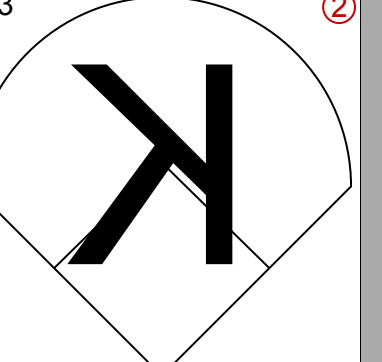

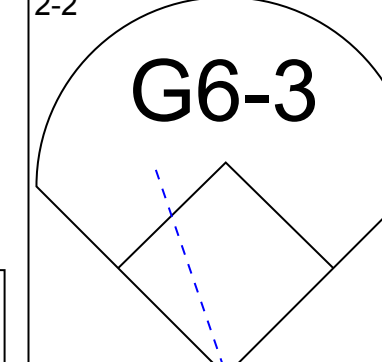
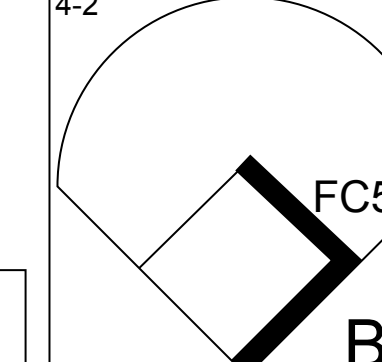
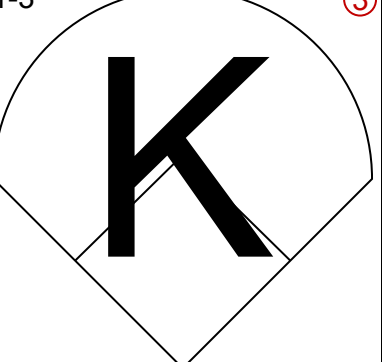


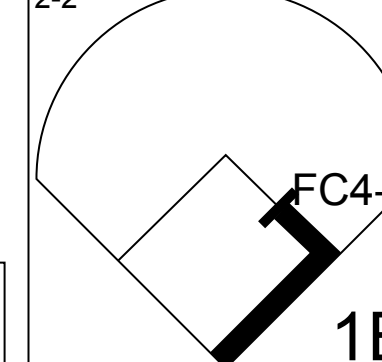
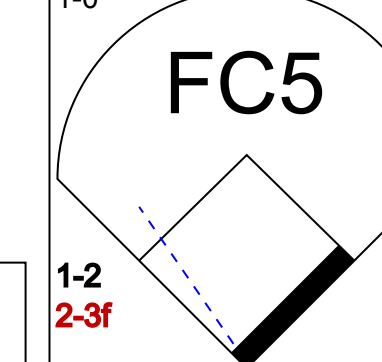


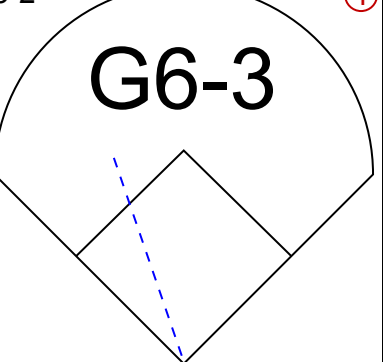
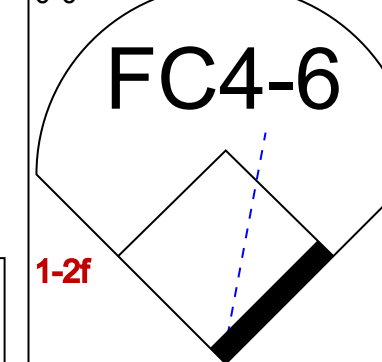
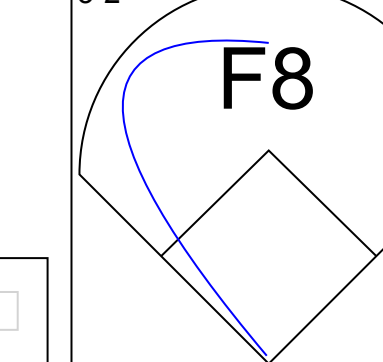
livebaseballscores.com

AB 45
R 6
H 12
RBI 6
BB 3
SO 12
LOB 27

Batter	1	2	3	4	5	6	7	8	9	AB	R	H	RBI	BB	SO	LOB	TOP			
Doug Glanville, R OBP: 0.278, SLG: 0.434										4	0	0	0	0	1	0	Philadelphia Phillies @ San Diego Padres Qualcomm Stadium, San Diego, CA Mon Apr 23 2001, 10:05 PM EDT Att: 42,932 - Sunny - 71 F			
11 Jimmy Rollins, S OBP: 0.384, SLG: 0.348										3	2	2	0	0	0	0				
Scott Rolen, R OBP: 0.329, SLG: 0.385										3	1	1	1	1	0	2				
Bobby Abreu, L OBP: 0.350, SLG: 0.485										4	0	1	1	0	3	3				
Mike Lieberthal, R OBP: 0.338, SLG: 0.317										4	1	2	1	0	0	0				
Travis Lee, L OBP: 0.373, SLG: 0.361										4	1	1	2	0	1	1				
Pat Burrell, R OBP: 0.311, SLG: 0.373										4	0	0	0	0	2	0				
Marlon Anderson, L OBP: 0.286, SLG: 0.240										3	0	0	0	0	0	0				
Bruce Chen, L Vicente Padilla, R Rheal Cormier, L Ricky Bottalico, L										2	0	0	0	0	1	0				
										1	0	0	0	0	1	0				
										0	0	0	0	0	0	0				
										0	0	0	0	0	0	0				
Inning Stats	R: 1 E: 0 K: 1 S: 13	H: 1 LOB: 0 BB: 0 P: 20	R: 2 E: 0 K: 0 S: 11	H: 2 LOB: 0 BB: 0 P: 17	R: 1 E: 0 K: 1 S: 12	H: 1 LOB: 0 BB: 0 P: 20	R: 0 E: 0 K: 0 S: 4	H: 0 LOB: 0 BB: 0 P: 6	R: 0 E: 0 K: 1 S: 9	H: 2 LOB: 1 BB: 0 P: 22	R: 0 E: 0 K: 2 S: 10	H: 0 LOB: 0 BB: 0 P: 12	R: 0 E: 0 K: 1 S: 9	H: 1 LOB: 2 BB: 1 P: 18	R: 0 E: 0 K: 1 S: 10	H: 0 LOB: 0 BB: 0 P: 17	1B: 4 2B: 1 3B: 1 HR: 2	SF: 0 SAC: 0 DP: 1 HBP: 1	WP: 1 PB: 0 SB: 0 CS: 2	PA: 35
PITCHER	IP WLS BF H R ER SO BB IBB HBP BLK WP HR S P ERA WHIP	IP WLS BF H R ER SO BB IBB HBP BLK WP HR S P ERA WHIP	IP WLS BF H R ER SO BB IBB HBP BLK WP HR S P ERA WHIP	IP WLS BF H R ER SO BB IBB HBP BLK WP HR S P ERA WHIP	IP WLS BF H R ER SO BB IBB HBP BLK WP HR S P ERA WHIP	IP WLS BF H R ER SO BB IBB HBP BLK WP HR S P ERA WHIP	IP WLS BF H R ER SO BB IBB HBP BLK WP HR S P ERA WHIP	IP WLS BF H R ER SO BB IBB HBP BLK WP HR S P ERA WHIP	IP WLS BF H R ER SO BB IBB HBP BLK WP HR S P ERA WHIP	IP WLS BF H R ER SO BB IBB HBP BLK WP HR S P ERA WHIP	IP WLS BF H R ER SO BB IBB HBP BLK WP HR S P ERA WHIP	IP WLS BF H R ER SO BB IBB HBP BLK WP HR S P ERA WHIP	IP WLS BF H R ER SO BB IBB HBP BLK WP HR S P ERA WHIP	IP WLS BF H R ER SO BB IBB HBP BLK WP HR S P ERA WHIP	IP WLS BF H R ER SO BB IBB HBP BLK WP HR S P ERA WHIP	IP WLS BF H R ER SO BB IBB HBP BLK WP HR S P ERA WHIP	IP WLS BF H R ER SO BB IBB HBP BLK WP HR S P ERA WHIP	IP WLS BF H R ER SO BB IBB HBP BLK WP HR S P ERA WHIP	IP WLS BF H R ER SO BB IBB HBP BLK WP HR S P ERA WHIP	IP WLS BF H R ER SO BB IBB HBP BLK WP HR S P ERA WHIP

AB	32
R	5
H	7
RBI	5
BB	1
SO	9
LOB	6



Batter	1	2	3	4	5	6	7	8	9	AB	R	H	RBI	BB	SO	LOB	BOTTOM					
Rickey Henderson, R OBP: 0.200, SLG: 0.111										4	0	0	0	1	0	1	Philadelphia Phillies @ San Diego Padres Qualcomm Stadium, San Diego, CA Mon Apr 23 2001, 10:05 PM EDT Att: 42,932 - Sunny - 71 F					
Damian Jackson, R OBP: 0.385, SLG: 0.427										5	0	0	0	0	2	1						
Ryan Klesko, L OBP: 0.333, SLG: 0.369										3	1	0	0	1	1	1						
Phil Nevin, R OBP: 0.368, SLG: 0.537										4	0	2	0	0	2	1						
Bubba Trammell, R OBP: 0.367, SLG: 0.510										4	2	3	2	0	0	1						
Mike Dam, L OBP: 0.425, SLG: 0.391										2	0	1	1	2	0	1						
Ben Davis, S OBP: 0.383, SLG: 0.421										3	0	0	0	1	1	4						
Donaldo Mendez, R OBP: 0.313, SLG: 0.345										3	0	1	0	0	2	4						
Wiki Gonzalez, R OBP: 0.278, SLG: 0.417										1	0	0	0	0	0	2						
Chris Gomez, R OBP: 0.211, SLG: 0.152										0	0	0	0	0	0	0						
Adam Eaton, R OBP: 0.250, SLG: 0.143										2	0	0	0	0	1	0						
Dave Magadan, L OBP: 0.278, SLG: 0.235										1	0	0	0	0	0	1						
Brian Lawrence, R Alex Arias, R										0	0	0	0	0	0	0						
										1	0	0	0	0	0	0						
Inning Stats	R: 0 E: 0 K: 1 S: 12	H: 0 LOB: 0 BB: 0 P: 17	R: 1 E: 0 K: 2 S: 12	H: 1 LOB: 1 BB: 1 P: 22	R: 0 E: 0 K: 2 S: 10	H: 0 LOB: 0 BB: 0 P: 13	R: 0 E: 1 K: 2 S: 15	H: 1 LOB: 3 BB: 1 P: 25	R: 0 E: 0 K: 0 S: 10	H: 0 LOB: 1 BB: 1 P: 19	R: 0 E: 0 K: 0 S: 9	H: 2 LOB: 0 BB: 0 P: 10	R: 0 E: 0 K: 0 S: 13	H: 1 LOB: 1 BB: 0 P: 17	R: 2 E: 1 K: 1 S: 16	H: 2 LOB: 2 BB: 2 P: 29	R: 0 E: 0 K: 1 S: 11	H: 0 LOB: 0 BB: 0 P: 18	1B: 3 2B: 3 3B: 0 HR: 1	SF: 0 SAC: 0 DP: 1 HBP: 0	WP: 0 PB: 0 SB: 0 CS: 0	PA: 38
PITCHER	IP WLS BF H R ER SO BB IBB HBP BLK WP HR S P ERA WHIP	IP WLS BF H R ER SO BB IBB HBP BLK WP HR S P ERA WHIP	IP WLS BF H R ER SO BB IBB HBP BLK WP HR S P ERA WHIP	IP WLS BF H R ER SO BB IBB HBP BLK WP HR S P ERA WHIP	IP WLS BF H R ER SO BB IBB HBP BLK WP HR S P ERA WHIP	IP WLS BF H R ER SO BB IBB HBP BLK WP HR S P ERA WHIP	IP WLS BF H R ER SO BB IBB HBP BLK WP HR S P ERA WHIP	IP WLS BF H R ER SO BB IBB HBP BLK WP HR S P ERA WHIP	IP WLS BF H R ER SO BB IBB HBP BLK WP HR S P ERA WHIP	IP WLS BF H R ER SO BB IBB HBP BLK WP HR S P ERA WHIP	IP WLS BF H R ER SO BB IBB HBP BLK WP HR S P ERA WHIP	IP WLS BF H R ER SO BB IBB HBP BLK WP HR S P ERA WHIP	IP WLS BF H R ER SO BB IBB HBP BLK WP HR S P ERA WHIP	IP WLS BF H R ER SO BB IBB HBP BLK WP HR S P ERA WHIP	IP WLS BF H R ER SO BB IBB HBP BLK WP HR S P ERA WHIP	IP WLS BF H R ER SO BB IBB HBP BLK WP HR S P ERA WHIP	IP WLS BF H R ER SO BB IBB HBP BLK WP HR S P ERA WHIP	IP WLS BF H R ER SO BB IBB HBP BLK WP HR S P ERA WHIP	IP WLS BF H R ER SO BB IBB HBP BLK WP HR S P ERA WHIP	IP WLS BF H R ER SO BB IBB HBP BLK WP HR S P ERA WHIP		

AB	33
R	3
H	7
RBI	3
BB	5
SO	9
LOB	17



Batter	1	2	3	4	5	6	7	8	9	AB	R	H	RBI	BB	SO	LOB	TOP						
Brian Hunter, R OBP: 0.400, SLG: 0.400 (1, 8)	G1-3			1B		K		G4-6-3		4	0	1	0	0	1	1	Philadelphia Phillies @ San Diego Padres Qualcomm Stadium, San Diego, CA Thu Apr 26 2001, 5:05 PM EDT Att: 12,785 - Sunny - 70 F						
Marlon Anderson, L OBP: 0.304, SLG: 0.323 (1, 4)	G3-1			G3		F8			P4	4	0	0	0	0	0	1							
Scott Rolen, R OBP: 0.319, SLG: 0.382 23 Kevin Jordan, R OBP: 0.500, SLG: 0.688 (6, 5)	K			1B		F8			2B	3	0	1	0	0	1	0							
Bobby Abreu, L OBP: 0.359, SLG: 0.532 Eddie Oropesa, L (7, 1)		K		G3-1					P5	3	0	0	0	0	2	1							
Vicente Padilla, R (8, 1)										0	0	0	0	0	0	0							
Doug Glanville, R OBP: 0.275, SLG: 0.402 (9, PH)										1	0	0	0	0	0	1							
Mike Lieberthal, R OBP: 0.329, SLG: 0.315 Gary Bennett, R OBP: 0.429, SLG: 0.500 (6, 2)					K				P4	2	0	0	0	0	2	0							
Travis Lee, L OBP: 0.425, SLG: 0.435 (1, 3)						G4-3				2	0	0	0	0	0	1							
Pat Burrell, R OBP: 0.337, SLG: 0.397 (1, 7)						1B				3	0	1	0	0	1	1							
Tomas Perez, S OBP: 0.308, SLG: 0.308 (1, 6)						1B				3	0	1	0	0	1	0							
Robert Person, R OBP: 0.200, SLG: 0.222 Chris Brock, R (5, 1)										2	0	0	0	0	1	2							
Rob Ducey, L OBP: 0.455, SLG: 0.545 (7, 9)						K				0	0	0	0	0	0	0							
Inning Stats	R: 0 E: 0 K: 1 S: 7	H: 0 LOB: 0 BB: 0 P: 11	R: 0 E: 0 K: 3 S: 12	H: 0 LOB: 0 BB: 0 P: 14	R: 0 E: 0 K: 2 S: 9	H: 0 LOB: 0 BB: 0 P: 13	R: 0 E: 0 K: 0 S: 10	H: 2 LOB: 1 BB: 0 P: 16	R: 0 E: 0 K: 2 S: 13	H: 2 LOB: 0 BB: 0 P: 19	R: 0 E: 0 K: 1 S: 7	H: 0 LOB: 0 BB: 0 P: 9	R: 0 E: 0 K: 1 S: 8	H: 1 LOB: 1 BB: 0 P: 12	R: 0 E: 0 K: 0 S: 7	H: 1 LOB: 0 BB: 0 P: 10	R: 0 E: 0 K: 0 S: 11	H: 1 LOB: 1 BB: 0 P: 14	1B: 6 2B: 1 3B: 0 HR: 0	SF: 0 SAC: 0 DP: 1 HBP: 0	WP: 0 PB: 0 SB: 0 CS: 1	PA: 32	
PITCHER Kevin Jarvis, R ERA: 5.65 (1, 1)	IP: 9.0 WLS: W BF: 32 H: 7 R: 0 ER: 0 SO: 10 BB: 0 IBB: 0 HBP: 0 BLK: 0 WP: 0 HR: 0 S: 84 P: 118 ERA: 0.00 WHIP: 0.778											PITCHER	IP: 9.0 WLS: W BF: 32 H: 7 R: 0 ER: 0 SO: 10 BB: 0 IBB: 0 HBP: 0 BLK: 0 WP: 0 HR: 0 S: 84 P: 118 ERA: 0.00 WHIP: 0.778										

Batter	1	2	3	4	5	6	7	8	9	AB	R	H	RBI	BB	SO	LOB	BOTTOM						
Rickey Henderson, R OBP: 0.258, SLG: 0.259 Mike Colangelo, R OBP: 0.400, SLG: 0.800 (7, 7)	F7	F8		F9	HR	K				5	1	1	3	0	1	4	Philadelphia Phillies @ San Diego Padres Qualcomm Stadium, San Diego, CA Thu Apr 26 2001, 5:05 PM EDT Att: 12,785 - Sunny - 70 F						
Damian Jackson, R OBP: 0.394, SLG: 0.400 (1, 4)	BB		HR	G4-3	P4			F9		4	2	1	0	1	0	0							
Ryan Klesko, L OBP: 0.341, SLG: 0.405 Dave Magadan, L OBP: 0.300, SLG: 0.316 (8, 3)	G3		HR		S	1B		P6		4	3	3	2	1	0	0							
Phil Nevin, R OBP: 0.393, SLG: 0.600 Alex Arias, R OBP: 0.291, SLG: 0.269 (7, 5)	G3		G5-3		BB	S		F8	G6-3	4	1	2	1	0	0	1							
Mike Darr, L OBP: 0.413, SLG: 0.394 Santiago Perez, S OBP: 0.459, SLG: 0.296 (8, 8)	G3		F5		K					3	0	0	0	0	1	4							
Bubba Trammell, R OBP: 0.378, SLG: 0.524 (1, 9)	F3		BB		SF8	1B		E3	G6-3	2	1	2	0	0	0	0							
Ben Davis, S OBP: 0.464, SLG: 0.452 (1, 2)		F8	BB		HR	BB				2	1	2	2	3	0	0							
Chris Gomez, R OBP: 0.209, SLG: 0.139 (1, 6)		F8	P3		SF8					3	0	0	1	1	1	4							
Kevin Jarvis, L OBP: 0.300, SLG: 0.400 (1, 1)		K			F7	HR				4	1	1	1	0	2	4							
Inning Stats	R: 1 E: 0 K: 0 S: 9	H: 1 LOB: 2 BB: 2 P: 21	R: 0 E: 0 K: 1 S: 6	H: 0 LOB: 1 BB: 1 P: 14	R: 2 E: 0 K: 0 S: 12	H: 2 LOB: 2 BB: 2 P: 25	R: 0 E: 0 K: 0 S: 7	H: 0 LOB: 0 BB: 0 P: 7	R: 6 E: 0 K: 1 S: 18	H: 5 LOB: 0 BB: 1 P: 31	R: 2 E: 1 K: 2 S: 20	H: 3 LOB: 3 BB: 1 P: 29	R: 0 E: 0 K: 0 S: 7	H: 0 LOB: 0 BB: 0 P: 11	R: 0 E: 0 K: 1 S: 10	H: 2 LOB: 1 BB: 0 P: 14		1B: 11 2B: 0 3B: 0 HR: 2	SF: 1 SAC: 0 DP: 1 HBP: 0	WP: 0 PB: 0 SB: 3 CS: 0	PA: 44		
PITCHER Robert Person, R ERA: 4.8 Chris Brock, R ERA: 2.64 Eddie Oropesa, L ERA: 6.23 Vicente Padilla, R ERA: 3.86 (8, 1)	IP: 4.2 WLS: L BF: 28 H: 8 R: 9 ER: 9 SO: 2 BB: 6 IBB: 0 HBP: 0 BLK: 0 WP: 0 HR: 2 S: 47 P: 92 ERA: 17.36 WHIP: 3.000											PITCHER	IP: 4.2 WLS: L BF: 28 H: 8 R: 9 ER: 9 SO: 2 BB: 6 IBB: 0 HBP: 0 BLK: 0 WP: 0 HR: 2 S: 47 P: 92 ERA: 17.36 WHIP: 3.000										

Batter	1	2	3	4	5	6	7	8	9	AB	R	H	RBI	BB	SO	LOB	TOP								
18 Jason Kendall, R OBP: 0.398, SLG: 0.394	G5-3		F7		P4			K		4	0	0	0	0	1	1	Pittsburgh Pirates @ San Diego Padres Qualcomm Stadium, San Diego, CA Fri Apr 27 2001, 10:05 PM EDT Att: 27,896 - Sunny - 65 F								
Derek Bell, R OBP: 0.176, SLG: 0.169	PB G3-1 2B		P3		G5-3			K		4	1	1	0	0	1	1									
John Vander Wal, L Jose Silva, R Mike Williams, R	G3-1 2H		K				G4-6-3 BB CS 1B	FC6-4 2B		4	0	2	1	0	1	0									
Brian Giles, L OBP: 0.322, SLG: 0.513	G4-3				HR		G4-6-3 BB	FC6-4 IBB		2	1	1	1	2	0	0									
Aramis Ramirez, R OBP: 0.303, SLG: 0.542		HR			G5-3		G4-6-3	FC6-4		4	1	1	1	0	0	4									
Kevin Young, R OBP: 0.395, SLG: 0.586	E6 FC3-6				G6-3					3	0	0	0	0	1	0									
Pat Meares, R OBP: 0.298, SLG: 0.364	FC3-6 1-2				G1-3		CS	G5-3		4	0	0	0	0	0	1									
2 Jack Wilson, R OBP: 0.216, SLG: 0.286	K							P6		4	0	1	0	0	2	1									
Jimmy Anderson, L Josias Manzanillo, R Scott Sauerbeck, R Emil Brown, R OBP: 0.324, SLG: 0.516	K							G3		3	0	0	0	0	2	2									
Inning Stats	R: 1 E: 0 K: 0 S: 7	H: 1 LOB: 0 BB: 0 P: 12	R: 1 E: 1 K: 2 S: 15	H: 1 LOB: 1 BB: 0 P: 22	R: 0 E: 0 K: 1 S: 7	H: 0 LOB: 0 BB: 0 P: 13	R: 1 E: 0 K: 0 S: 7	H: 1 LOB: 0 BB: 0 P: 8	R: 0 E: 0 K: 1 S: 9	H: 1 LOB: 1 BB: 0 P: 12	R: 0 E: 0 K: 0 S: 6	H: 0 LOB: 1 BB: 1 P: 15	R: 0 E: 0 K: 0 S: 4	H: 0 LOB: 0 BB: 0 P: 4	R: 0 E: 0 K: 2 S: 9	H: 1 LOB: 2 BB: 1 P: 17		R: 0 E: 0 K: 2 S: 8	H: 0 LOB: 0 BB: 0 P: 12	1B: 1 2B: 2 3B: 1 HR: 2	SF: 0 SAC: 0 DP: 1 HBP: 1	WP: 0 PB: 1 SB: 0 CS: 1	PA: 36		
PITCHER	IP	WLS	BF	H	R	ER	SO	BB	IBB	HBP	BLK	WP	HR	S	P	ERA	WHIP								
Bobby Jones, R ERA: 3.55	7.0	L	27	5	3	2	4	1	0	1	0	0	2	55	86	2.57	0.857								
Brian Lawrence, R ERA: 5.87	1.0		5	1	0	0	2	0	1	0	0	0	0	9	17	0.00	1.000								
Trevor Hoffman, R ERA: 4.0	1.0		3	0	0	0	2	0	0	0	0	0	0	8	12	0.00	0.000								

Batter	1	2	3	4	5	6	7	8	9	AB	R	H	RBI	BB	SO	LOB	BOTTOM								
Rickey Henderson, R OBP: 0.250, SLG: 0.250	F7		G4-3		E5 G4-6-3		F9		E 1B	5	0	1	0	0	0	1	Pittsburgh Pirates @ San Diego Padres Qualcomm Stadium, San Diego, CA Fri Apr 27 2001, 10:05 PM EDT Att: 27,896 - Sunny - 65 F								
Damian Jackson, R OBP: 0.365, SLG: 0.400			BB 1B		G4-6-3 1-2		K		E4 1-2 2-3	5	0	2	0	0	1	4									
Ryan Klesko, L OBP: 0.344, SLG: 0.397	K				FC6-4 1B		G3		F5	4	0	1	0	1	1	5									
Phil Nevin, R OBP: 0.376, SLG: 0.571	G1		K		FC6-4 1-2				G6-3	4	0	0	0	0	1	4									
Bubba Trammell, R OBP: 0.372, SLG: 0.507		1B 1B			P4		G6-3		F9	4	0	1	0	0	0	0									
Mike Colangelo, R OBP: 0.425, SLG: 0.714					G5-3		FC5-4 1B		K	4	0	2	0	0	1	0									
Ben Davis, S OBP: 0.450, SLG: 0.422		K					F9		K	3	0	0	0	1	2	3									
Donaldo Mendez, R Santiago Perez, S OBP: 0.317, SLG: 0.306 OBP: 0.447, SLG: 0.286	G6-4-3 1-2						FC5-4 1-2		F9	2	0	0	0	1	0	3									
Bobby Jones, R Alex Arias, R Brian Lawrence, R Trevor Hoffman, R Dave Magadan, L OBP: 0.200, SLG: 0.111 OBP: 0.303, SLG: 0.296 ERA: 5.87 ERA: 4.0 OBP: 0.333, SLG: 0.316			K		G5-3				E 1B BB	2	0	0	0	0	1	2									
Inning Stats	R: 0 E: 0 K: 1 S: 10	H: 1 LOB: 1 BB: 0 P: 18	R: 0 E: 0 K: 1 S: 12	H: 2 LOB: 1 BB: 0 P: 20	R: 0 E: 0 K: 2 S: 16	H: 1 LOB: 2 BB: 1 P: 28	R: 0 E: 0 K: 0 S: 5	H: 0 LOB: 2 BB: 2 P: 14	R: 0 E: 1 K: 0 S: 10	H: 1 LOB: 1 BB: 0 P: 16	R: 0 E: 0 K: 0 S: 5	H: 1 LOB: 1 BB: 0 P: 8	R: 0 E: 0 K: 1 S: 13	H: 1 LOB: 1 BB: 0 P: 18	R: 0 E: 0 K: 1 S: 6	H: 0 LOB: 0 BB: 0 P: 11		R: 0 E: 1 K: 1 S: 10	H: 1 LOB: 3 BB: 1 P: 20	1B: 8 2B: 0 3B: 0 HR: 0	SF: 0 SAC: 0 DP: 2 HBP: 0	WP: 0 PB: 0 SB: 0 CS: 0	PA: 39		
PITCHER	IP	WLS	BF	H	R	ER	SO	BB	IBB	HBP	BLK	WP	HR	S	P	ERA	WHIP								
Jimmy Anderson, L ERA: 2.76	6.0	W	27	7	0	0	4	3	0	0	0	0	0	62	109	0.00	1.667								
Josias Manzanillo, R ERA: 1.42	0.2	H	2	0	0	0	1	0	0	0	0	0	0	7	10	0.00	0.000								
Scott Sauerbeck, L ERA: 0.23	0.1	H	1	0	0	0	0	0	0	0	0	0	0	2	3	0.00	0.000								
Jose Silva, R ERA: 5.51	1.0	H	3	0	0	0	1	0	0	0	0	0	0	6	11	0.00	0.000								
Mike Williams, R ERA: 2.7	1.0	S	6	1	0	0	1	1	0	0	0	0	0	10	20	0.00	2.000								

AB	32
R	3
H	6
RBI	3
BB	2
SO	8
LOB	10



AB	35
R	0
H	8
RBI	0
BB	4
SO	7
LOB	22



Batter	1	2	3	4	5	6	7	8	9	AB	R	H	RBI	BB	SO	LOB	TOP										
18 Jason Kendall, R OBP: 0.386, SLG: 0.392 Keith Osik, R OBP: 0.333, SLG: 0.143	1-2 2B 1B		1-1 F8		1-1 G5-4-3			2-2 G6-3		3	1	1	0	0	0	1											
Derek Bell, R OBP: 0.182, SLG: 0.173	0-3 K		2-3 K				1-3 K		0-0 BB 1B	4	0	1	0	0	0	3	1										
John Vander Wal, L OBP: 0.456, SLG: 0.681 John Wehner, R OBP: 0.429, SLG: 0.273	2-2 1-H 2B		1-0 2B				3-3 K		4-2 1-2 BB	3	0	2	1	0	1	1	0										
Brian Giles, L OBP: 0.311, SLG: 0.494 Terry Mulholland, R OBP: 0.429, SLG: 0.273	0-1 F7		1-2 G4-3				0-0 G1		1-3 K	3	0	0	0	0	0	2											
Aramis Ramirez, R OBP: 0.300, SLG: 0.520	4-2 BB				3-3 K				2-3 K	3	0	0	0	1	2	2											
Kevin Young, R OBP: 0.338, SLG: 0.548	2-3 K				2-0 G5-3				2-3 K	4	0	0	0	0	3	4											
Pat Meares, R OBP: 0.283, SLG: 0.345 Abraham Nunez, S OBP: 0.345, SLG: 0.429			3-2 G1-3		1-1 G5-3				2-0 G4-3	3	0	0	0	0	0	0											
2 Jack Wilson, R OBP: 0.204, SLG: 0.269			1-0 F9						1-1 L4	3	0	0	0	0	0	0											
Bronson Arroyo, R OBP: 0.314, SLG: 0.500			1-3 K						0-1 18 G5-4-3 1B	1	0	0	0	0	1	0											
Joe Beimel, L OBP: 0.250, SLG: 0.250 Emil Brown, R OBP: 0.314, SLG: 0.500									1-3 K	1	0	1	0	0	0	0											
										1	0	0	0	0	1	0											
Inning Stats	R: 1 H: 2 E: 0 K: 2 S: 21	L: 2 LOB: 2 BB: 1 P: 30	R: 0 H: 0 E: 0 K: 1 S: 8	L: 0 LOB: 0 BB: 13 P: 13	R: 0 H: 1 E: 0 K: 1 S: 9	L: 1 LOB: 1 BB: 0 P: 14	R: 0 H: 0 E: 0 K: 1 S: 6	L: 0 LOB: 0 BB: 0 P: 12	R: 0 H: 1 E: 0 K: 0 S: 6	L: 1 LOB: 0 BB: 0 P: 8	R: 0 H: 0 E: 0 K: 2 S: 7	L: 0 LOB: 0 BB: 0 P: 11	R: 0 H: 0 E: 0 K: 1 S: 8	L: 0 LOB: 0 BB: 0 P: 12	R: 0 H: 0 E: 0 K: 1 S: 9	L: 0 LOB: 0 BB: 1 P: 15	R: 0 H: 1 E: 0 K: 3 S: 14	L: 2 LOB: 2 BB: 1 P: 23	1B: 3 2B: 2 3B: 0 HR: 0	SF: 0 SAC: 0 DP: 1 HBP: 0	WP: 0 PB: 0 SB: 0 CS: 0	PA: 33					
PITCHER	IP	WLS	BF	H	R	ER	SO	BB	IBB	HBP	BLK	WP	HR	S	P	ERA	WHIP										
Adam Eaton, R ERA: 5.87	(1, 1)	7.0	W	25	4	1	1	8	1	0	0	0	0	65	100	1.29	0.714										
David Lee, R ERA:	(8, 1)	1.0		3	0	0	0	1	0	0	0	0	0	9	15	0.00	0.000										
Rodney Myers, R ERA: 5.68	(9, 1)	1.0		5	1	0	0	3	1	0	0	0	0	14	23	0.00	2.000										

Pittsburgh Pirates @ San Diego Padres
Qualcomm Stadium, San Diego, CA
Sat Apr 28 2001, 10:05 PM EDT
Att: 48,326 - Sunny - 63 F

AB 31
R 1
H 5
RBI 1
BB 2
SO 12
LOB 12



Batter	1	2	3	4	5	6	7	8	9	AB	R	H	RBI	BB	SO	LOB	BOTTOM											
Rickey Henderson, R OBP: 0.317, SLG: 0.286 David Lee, R OBP: 0.337, SLG: 0.411	0-1 BB 1B		1-0 G5-3		1-1 S PB HBP		0-0 2B 1B		4-2 BB	3	2	2	0	1	0	0												
Damian Jackson, R OBP: 0.397, SLG: 0.411	0-3 K		0-1 BB 2B		1-3 K		3-2 FC6-4 1-H 2B		3-2 F9	5	1	2	1	0	2	3												
Ryan Klesko, L OBP: 0.368, SLG: 0.392	4-2 1-2 BB		4-0 2B 2B		4-2 S HR BB		4-0 FC6-4 BB		2-3 K	1	2	0	0	4	1	0												
Phil Nevin, R OBP: 0.388, SLG: 0.618	2-3 K		1-1 2B 2B		2-2 1-H HR BB		2-2 FC6-4 1-2 2-3		2-1 1B 1B 1B	5	2	3	3	0	1	4												
Bubba Trammell, R OBP: 0.373, SLG: 0.514	2-3 K		2-1 1B FC5-2 2B		2-3 K		1-1 G5-4-3 1B		0-1 L7	5	0	2	2	0	2	3												
Santiago Perez, S OBP: 0.465, SLG: 0.333			1-1 G1-3		3-2 FC5-2 BB 1B		3-2 FC5-4 1B		2-3 K	5	0	3	0	0	1	1												
Ben Davis, S OBP: 0.462, SLG: 0.490			3-2 HR		4-0 FC5-2 BB		1-0 FC5-4 1-2		1-2 G5-4-3 1B	4	1	2	1	1	0	2												
Donald Mendez, R OBP: 0.283, SLG: 0.268	0-3 K		0-1 FC5-2				0-1 F8		2-2 G6-3 L5	5	0	0	0	0	1	6												
Adam Eaton, R OBP: 0.182, SLG: 0.100 Mike Colangelo, R OBP: 0.400, SLG: 0.667	0-1 G4-3		0-1 G5-3				1-1 G6-3		1-0 F9	3	0	0	0	0	0	3												
										1	0	0	0	0	0	0												
Inning Stats	R: 0 H: 1 E: 0 K: 3 S: 14	L: 1 LOB: 2 BB: 1 P: 22	R: 1 H: 1 E: 0 K: 1 S: 11	L: 1 LOB: 0 BB: 0 P: 15	R: 3 H: 4 E: 0 K: 0 S: 14	L: 4 LOB: 3 BB: 2 P: 29	R: 3 H: 2 E: 0 K: 2 S: 17	L: 1 LOB: 1 BB: 1 P: 31	R: 1 H: 2 E: 0 K: 0 S: 11	L: 2 LOB: 2 BB: 1 P: 21	R: 0 H: 1 E: 0 K: 1 S: 9	L: 0 LOB: 0 BB: 0 P: 13	R: 0 H: 0 E: 0 K: 0 S: 10	L: 0 LOB: 1 BB: 1 P: 18	R: 0 H: 3 E: 0 K: 1 S: 18	L: 3 LOB: 3 BB: 0 P: 25	1B: 9 2B: 3 3B: 0 HR: 2	SF: 0 SAC: 0 DP: 1 HBP: 1	WP: 0 PB: 1 SB: 3 CS: 0	PA: 44								
PITCHER	IP	WLS	BF	H	R	ER	SO	BB	IBB	HBP	BLK	WP	HR	S	P	ERA	WHIP											
Bronson Arroyo, R ERA: 5.19	(1, 1)	2.1	L	15	6	4	4	4	2	0	0	0	0	35	58	15.43	3.429											
Joe Beimel, L ERA: 3.6	(3, 1)	2.2		16	4	4	4	2	3	0	1	0	0	1	32	60	13.50	2.625										
Terry Mulholland, L ERA: 1.86	(6, 1)	3.0		13	4	0	0	2	1	0	0	0	0	37	56	0.00	1.667											

Pittsburgh Pirates @ San Diego Padres
Qualcomm Stadium, San Diego, CA
Sat Apr 28 2001, 10:05 PM EDT
Att: 48,326 - Sunny - 63 F

AB 37
R 8
H 14
RBI 7
BB 6
SO 8
LOB 22



Batter	1	2	3	4	5	6	7	8	9	AB	R	H	RBI	BB	SO	LOB	TOP								
18 Jason Kendall, R OBP: 0.391, SLG: 0.397										4	0	2	0	0	0	0									
2 Jack Wilson, R OBP: 0.153, SLG: 0.255										3	0	0	0	0	2	1									
Josias Manzanillo, R Enrique Wilson, S Jose Silva, R										0	0	0	0	0	0	0									
John Vander Wal, L OBP: 0.434, SLG: 0.644										4	0	0	0	0	1	4									
Brian Giles, L OBP: 0.309, SLG: 0.476										3	0	0	0	1	0	1									
Aramis Ramirez, R OBP: 0.310, SLG: 0.526											3	0	1	0	1	0									
Derek Bell, R OBP: 0.185, SLG: 0.167											3	0	0	0	1	1									
Pat Meares, R OBP: 0.281, SLG: 0.339											4	1	1	0	0	0									
Keith Osik, R John Wehner, R											2	0	0	0	0	2									
Omar Olivares, R Abraham Nunez, S											2	0	0	0	0	2									
Inning Stats	R: 0 E: 0 K: 2 S: 10	H: 1 LOB: 1 BB: 0 P: 13	R: 0 E: 0 K: 0 S: 7	H: 0 LOB: 0 BB: 1 P: 14	R: 0 E: 0 K: 2 S: 8	H: 0 LOB: 0 BB: 0 P: 12	R: 0 E: 0 K: 0 S: 5	H: 0 LOB: 0 BB: 0 P: 6	R: 0 E: 0 K: 1 S: 12	H: 1 LOB: 1 BB: 0 P: 18	R: 0 E: 0 K: 2 S: 12	H: 0 LOB: 0 BB: 0 P: 18	R: 0 E: 0 K: 0 S: 8	H: 0 LOB: 0 BB: 0 P: 10	R: 1 E: 0 K: 1 S: 12	H: 4 LOB: 3 BB: 2 P: 19	R: 0 E: 0 K: 1 S: 10	H: 0 LOB: 2 BB: 2 P: 18	1B: 5 2B: 1 3B: 0 HR: 0	SF: 1 SAC: 0 DP: 0 HBP: 0	WP: 0 PB: 0 SB: 1 CS: 1	PA: 35			
PITCHER	IP	WLS	BF	H	R	ER	SO	BB	IBB	HBP	BLK	WP	HR	S	P	ERA	WHIP								
Woody Williams, R ERA: 5.45	(1, 1)	7.2	W	28	5	1	1	8	1	0	0	0	0	71	105	1.17	0.783								
Jay Witasick, R ERA: 0.61	(8, 1)	0.0	H	1	1	0	0	0	0	0	0	0	0	1	2	∞	∞								
Trevor Hoffman, R ERA: 3.48	(8, 1)	1.1	S	6	0	0	0	1	2	0	0	0	0	12	21	0.00	1.500								

Pittsburgh Pirates @ San Diego Padres
Qualcomm Stadium, San Diego, CA
Sun Apr 29 2001, 5:00 PM EDT
Att: 41,654 - Sunny - 72 F

AB 31
R 1
H 6
RBI 1
BB 3
SO 9
LOB 16



Batter	1	2	3	4	5	6	7	8	9	AB	R	H	RBI	BB	SO	LOB	BOTTOM									
Rickey Henderson, R OBP: 0.333, SLG: 0.359										4	0	2	0	0	0	0										
Mike Colangelo, R OBP: 0.400, SLG: 0.667										4	0	0	0	0	0	2										
Damian Jackson, R OBP: 0.354, SLG: 0.394										2	2	1	0	2	1	0										
Ryan Klesko, L OBP: 0.384, SLG: 0.407										4	3	3	3	0	1	1										
Phil Nevin, R OBP: 0.402, SLG: 0.667										4	0	0	0	0	0	2										
Bubba Trammell, R OBP: 0.356, SLG: 0.487										3	1	1	1	1	1	0										
Santiago Perez, S OBP: 0.468, SLG: 0.333										3	0	1	0	1	2	1										
Ben Davis, S OBP: 0.464, SLG: 0.481										4	0	1	2	0	0	1										
Donald Mendez, R OBP: 0.280, SLG: 0.267										3	0	0	0	0	3	0										
Woody Williams, R ERA: 5.88	(1, 1)	5.2	L	24	5	4	4	5	3	0	0	0	0	0	0	0										
Josias Manzanillo, R ERA: 1.29	(8, 1)	1.1		5	1	0	0	2	0	0	0	0	0	13	22	0.00	0.750									
Jose Silva, R ERA: 6.23	(8, 1)	1.0		7	3	2	2	2	1	0	0	0	0	19	29	18.00	4.000									
Inning Stats	R: 0 E: 0 K: 1 S: 10	H: 2 LOB: 1 BB: 0 P: 15	R: 0 E: 0 K: 1 S: 9	H: 0 LOB: 1 BB: 1 P: 17	R: 0 E: 0 K: 1 S: 7	H: 0 LOB: 0 BB: 0 P: 12	R: 2 E: 0 K: 1 S: 10	H: 1 LOB: 0 BB: 1 P: 19	R: 0 E: 0 K: 1 S: 7	H: 0 LOB: 0 BB: 0 P: 9	R: 2 E: 0 K: 1 S: 15	H: 2 LOB: 1 BB: 1 P: 31	R: 0 E: 0 K: 1 S: 10	H: 1 LOB: 0 BB: 0 P: 16	R: 2 E: 0 K: 2 S: 19	H: 3 LOB: 2 BB: 1 P: 29	1B: 5 2B: 2 3B: 1 HR: 1	SF: 0 SAC: 0 DP: 1 HBP: 0	WP: 0 PB: 0 SB: 0 CS: 0	PA: 36						
PITCHER	IP	WLS	BF	H	R	ER	SO	BB	IBB	HBP	BLK	WP	HR	S	P	ERA	WHIP									
Omar Olivares, R ERA: 5.88	(1, 1)	5.2	L	24	5	4	4	5	3	0	0	0	0	1	55	97	6.35	1.412								
Josias Manzanillo, R ERA: 1.29	(8, 1)	1.1		5	1	0	0	2	0	0	0	0	0	13	22	0.00	0.750									
Jose Silva, R ERA: 6.23	(8, 1)	1.0		7	3	2	2	2	1	0	0	0	0	19	29	18.00	4.000									

Pittsburgh Pirates @ San Diego Padres
Qualcomm Stadium, San Diego, CA
Sun Apr 29 2001, 5:00 PM EDT
Att: 41,654 - Sunny - 72 F


AB 32
R 6
H 9
RBI 6
BB 4
SO 9
LOB 9



Batter	1	2	3	4	5	6	7	8	9	AB	R	H	RBI	BB	SO	LOB	TOP			
Rickey Henderson, R OBP: 0.367, SLG: 0.366 Mike Colangelo, R OBP: 0.376, SLG: 0.625	F7		2B BB	HR 1B		WP 1B BB		K		2	2	1	0	2	0	0				
Mark Kotsay, L OBP: 0.341	2B		BB 2B	K		WP 1B		P8		5	1	3	1	0	1	1				
Ryan Klesko, L OBP: 0.385, SLG: 0.393	F9		BB HR BB	HR BB		K		K		3	2	0	0	2	2	3				
Phil Nevin, R OBP: 0.402, SLG: 0.680	K		HR BB	HR		K		K		4	2	1	4	1	3	3				
Mike Darr, L OBP: 0.415, SLG: 0.389 Santiago Perez, S OBP: 0.440, SLG: 0.308		K	HR BB	G5-3		K		K		1	0	0	1	1	1	0				
Ben Davis, S OBP: 0.473, SLG: 0.536	1B		HR	G4-3		BB		G3		4	1	2	4	1	0	0				
Damian Jackson, R OBP: 0.342, SLG: 0.379	K		K			L8		F7		4	0	0	0	0	2	3				
Donaldo Mendez, R OBP: 0.259, SLG: 0.245	K2-3		G6-3			F9		F8		4	0	0	0	0	1	3				
Brian Tollberg, R OBP: 0.083, SLG: 0.083 Tom Davey, R Rodney Myers, R						K		F9		4	1	1	0	0	1	2				
Inning Stats	R: 0 E: 0 K: 1 S: 9	H: 1 LOB: 1 BB: 0 P: 13	R: 0 E: 0 K: 3 S: 11	H: 1 LOB: 1 BB: 0 P: 17	R: 7 E: 0 K: 1 S: 27	H: 3 LOB: 1 BB: 4 P: 53	R: 3 E: 0 K: 1 S: 16	H: 2 LOB: 0 BB: 1 P: 24	R: 0 E: 0 K: 3 S: 13	H: 0 LOB: 3 BB: 1 P: 22	R: 0 E: 0 K: 0 S: 4	H: 0 LOB: 1 BB: 1 P: 10	R: 0 E: 0 K: 2 S: 9	H: 0 LOB: 0 BB: 0 P: 14	R: 0 E: 0 K: 2 S: 9	H: 0 LOB: 0 BB: 0 P: 12	1B: 4 2B: 2 3B: 0 HR: 2	SF: 0 SAC: 0 DP: 0 HBP: 0	WP: 1 PB: 0 SB: 1 CS: 0	PA: 42
PITCHER	IP	WLS	BF	H	R	ER	SO	BB	IBB	HBP	BLK	WP	HR	S	P	ERA	WHIP			
Jason Bere, R ERA: 5.67 Mike Fyhrie, R ERA: 5.0 Todd Van Poppel, R ERA: 6.75 Felix Heredia, L ERA: 2.16 Kyle Farnsworth, R ERA: 1.84	2.0	L	15	5	7	7	4	4	0	0	0	0	1	37	66	31.50	4.500			

San Diego Padres @ Chicago Cubs
Wrigley Field, Chicago, IL
Tue May 01 2001, 7:05 PM CDT
Att: 28,842 - Sunny - 77 F


AB 35
R 10
H 8
RBI 10
BB 7
SO 14
LOB 18

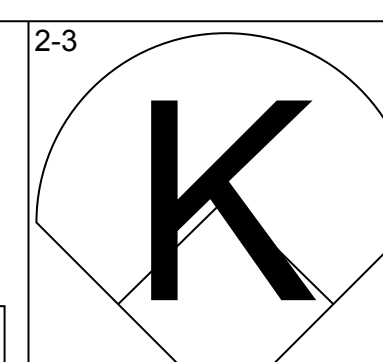
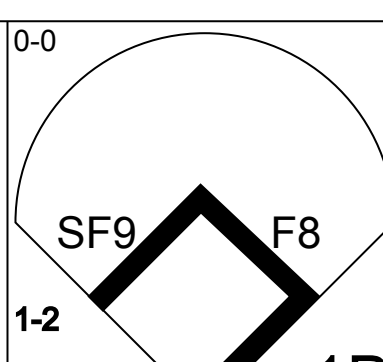
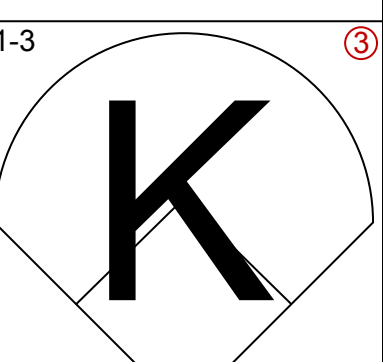
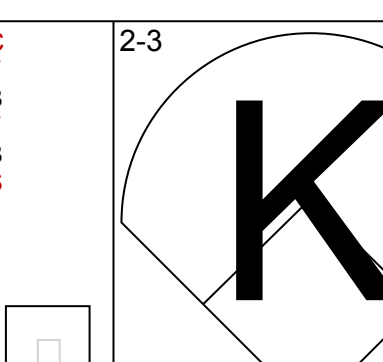
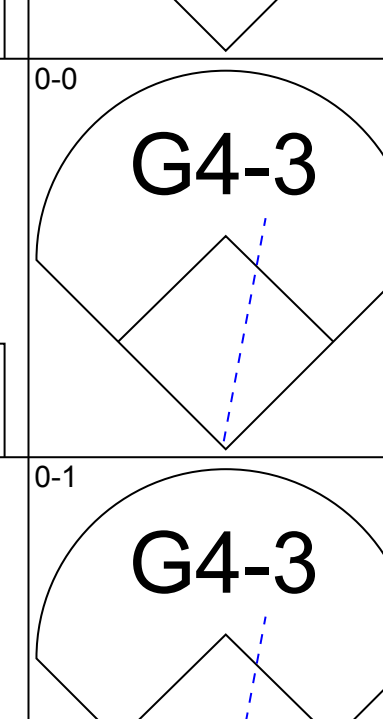
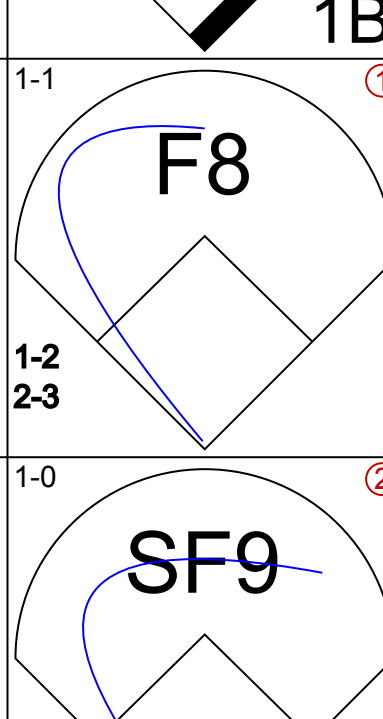
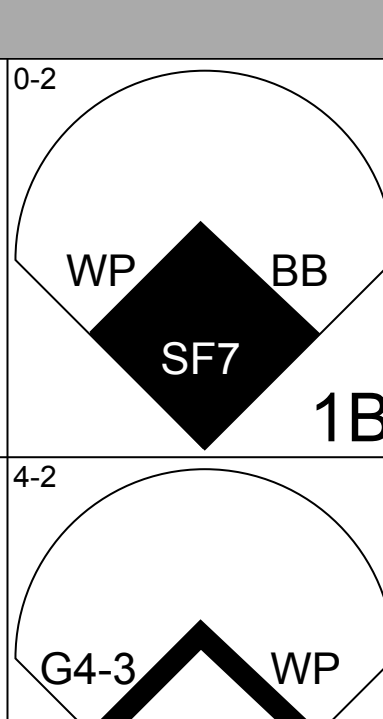
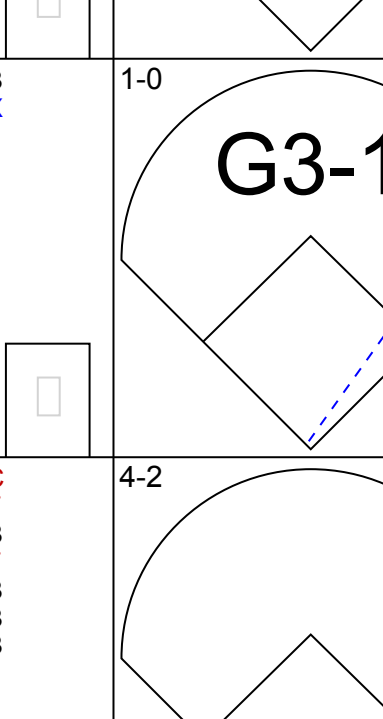
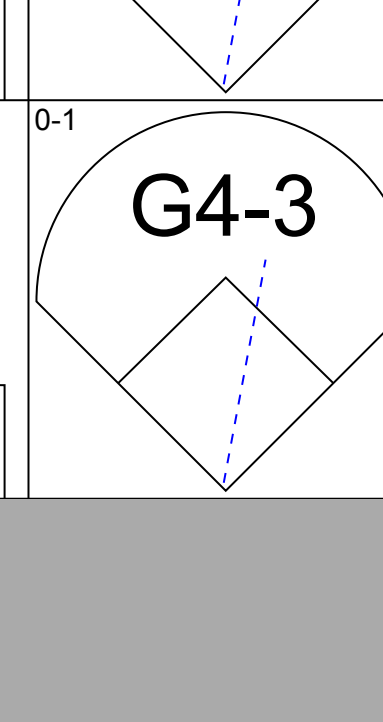
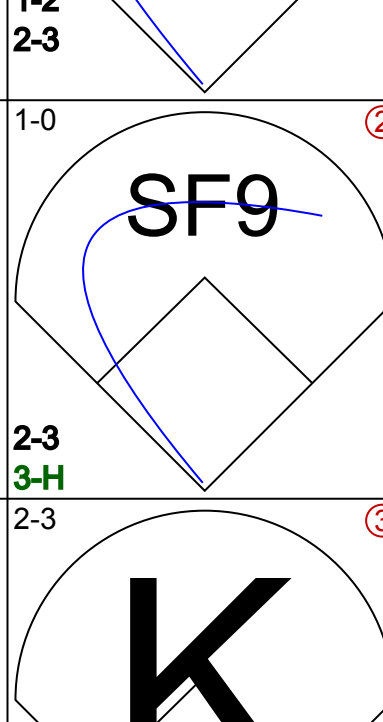
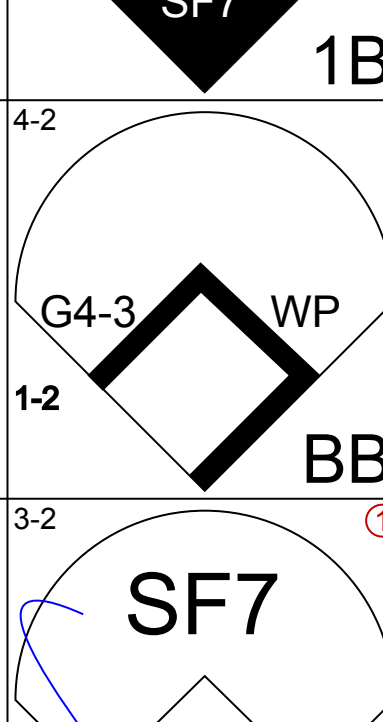
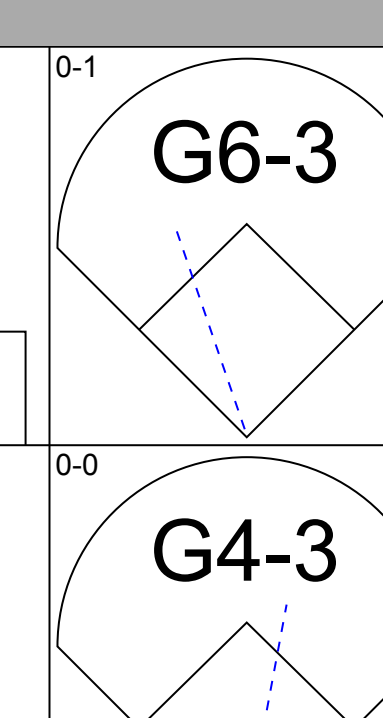

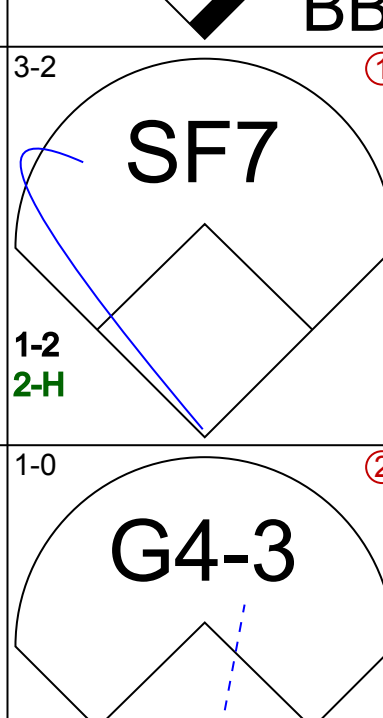
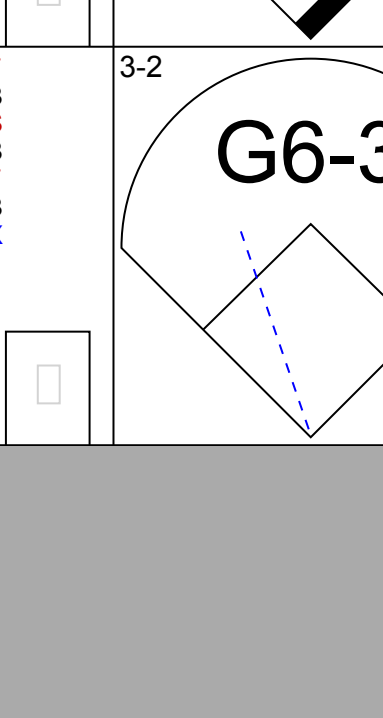
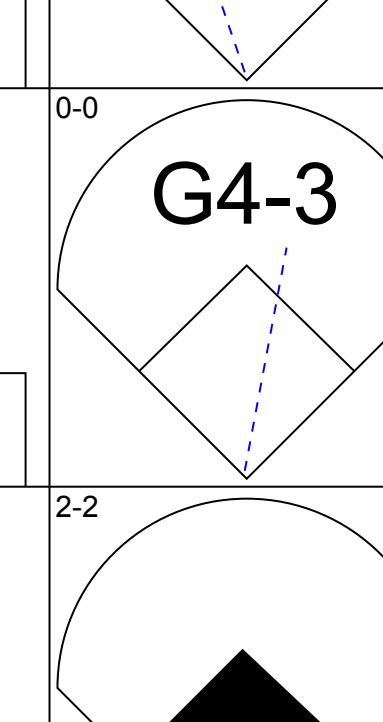
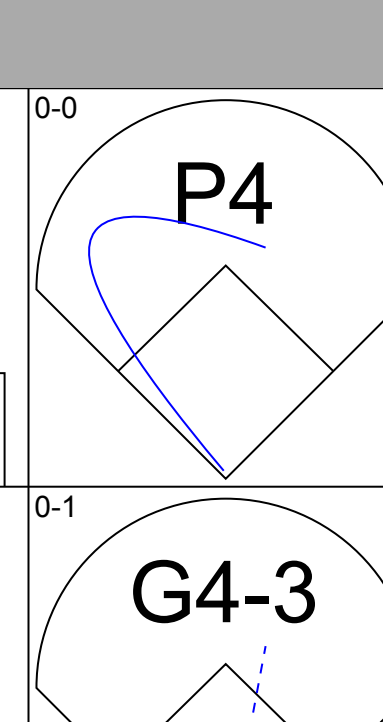
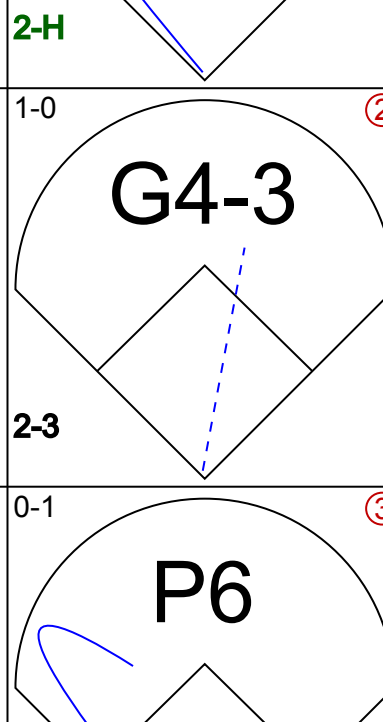
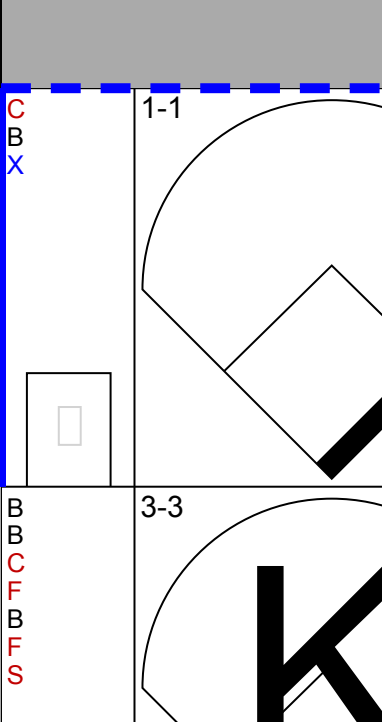
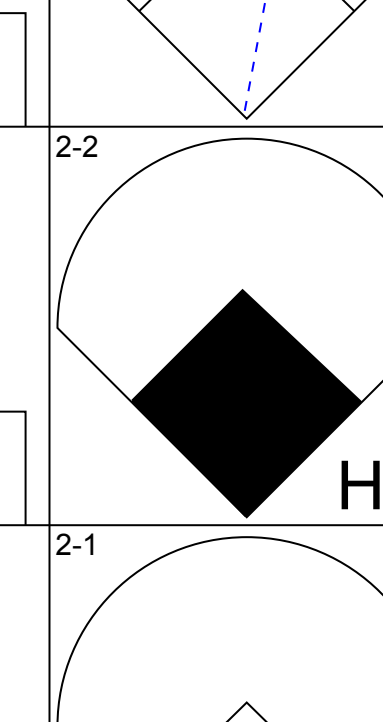
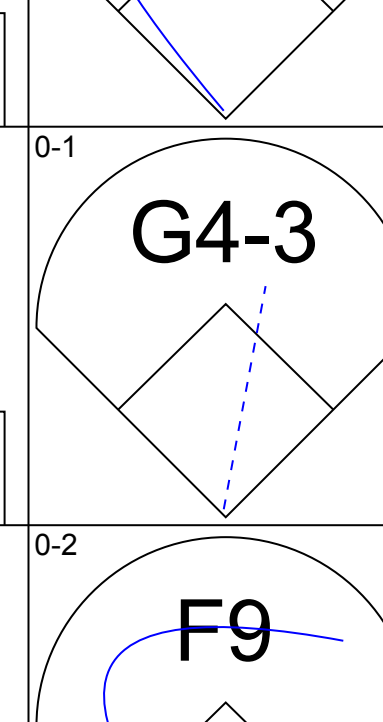
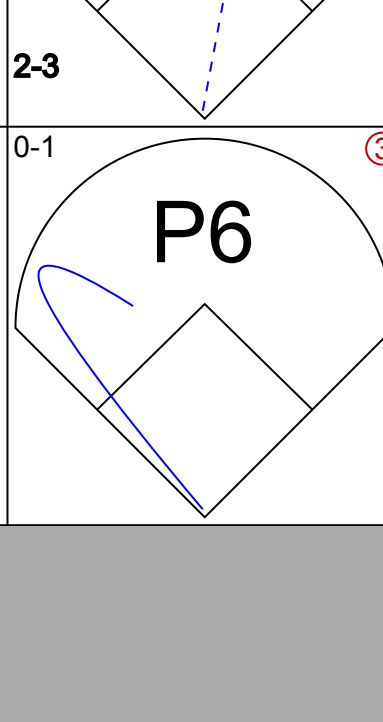

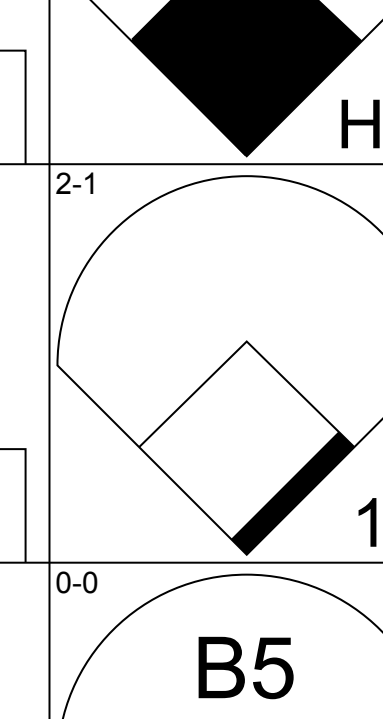
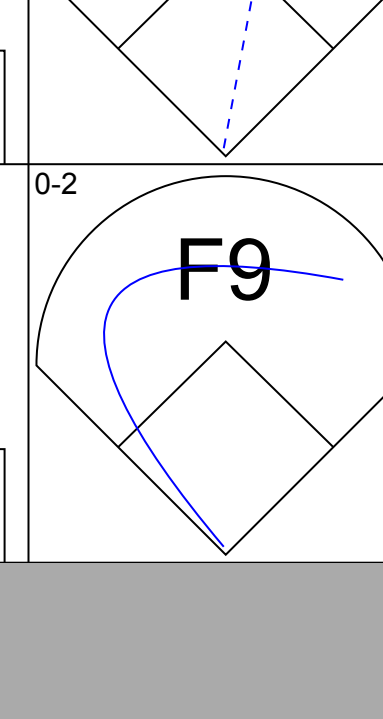
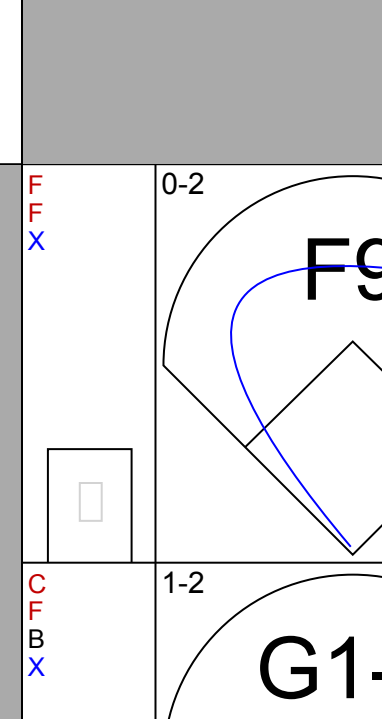
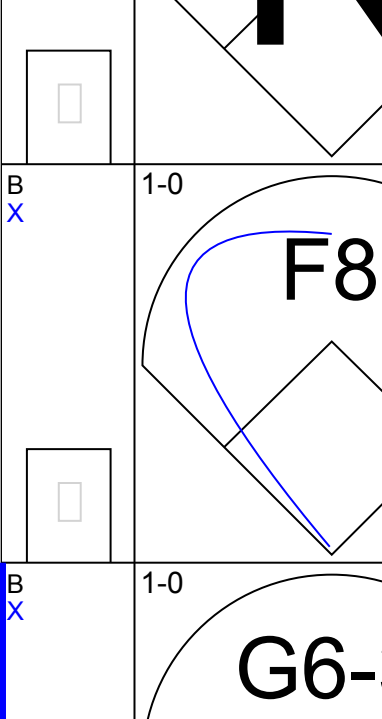
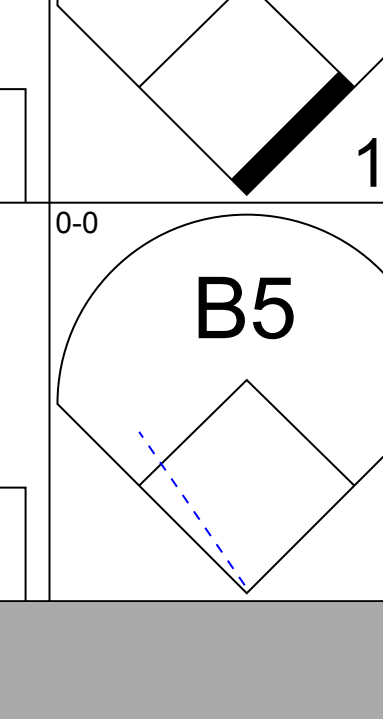
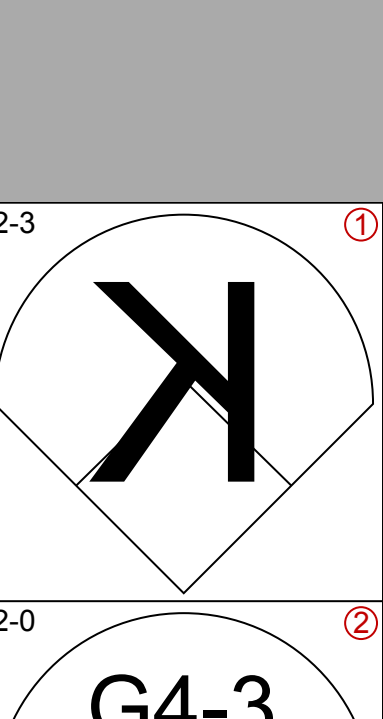
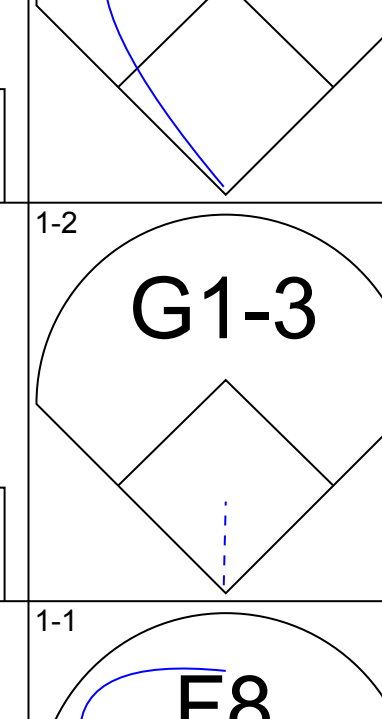
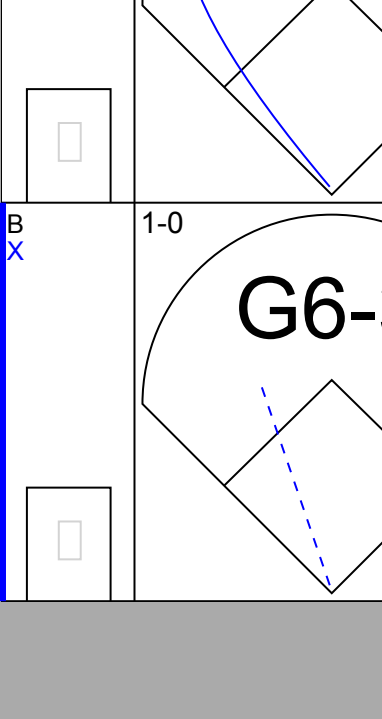
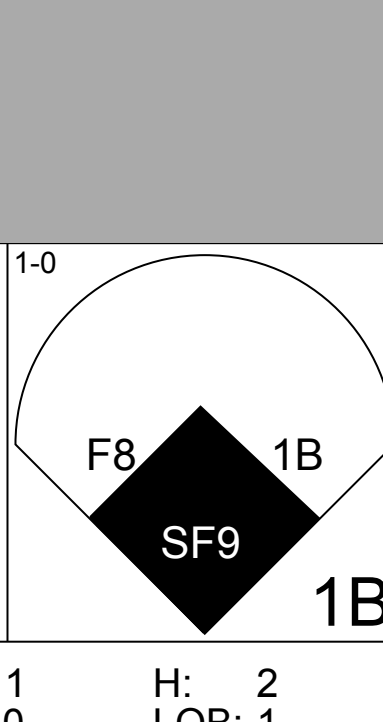
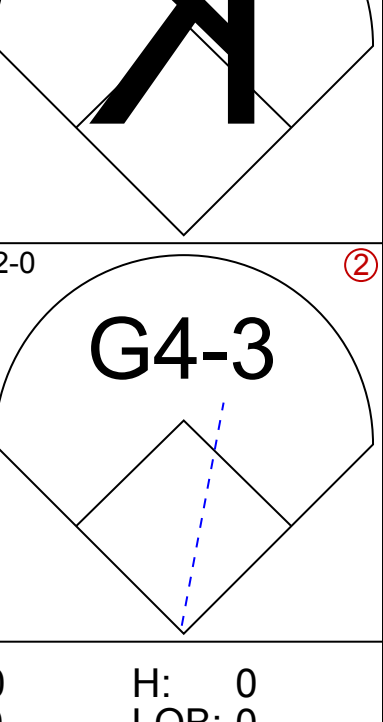
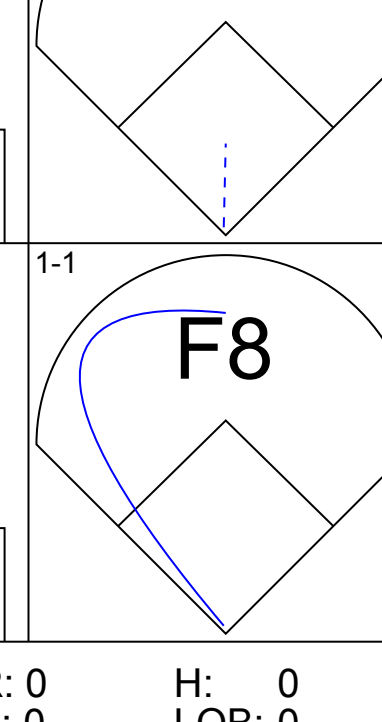


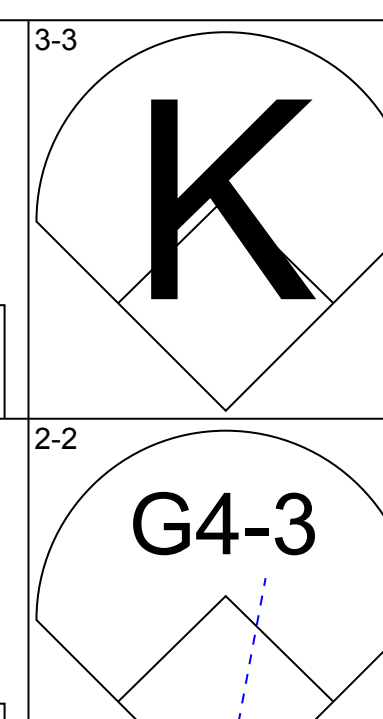
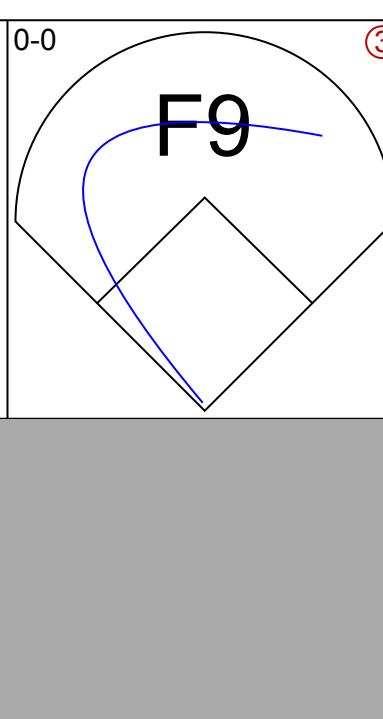
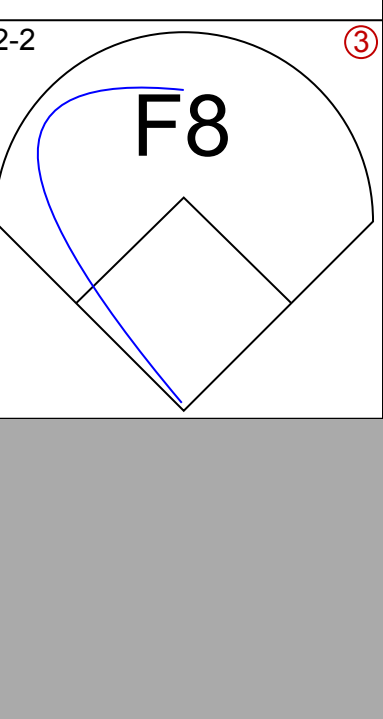
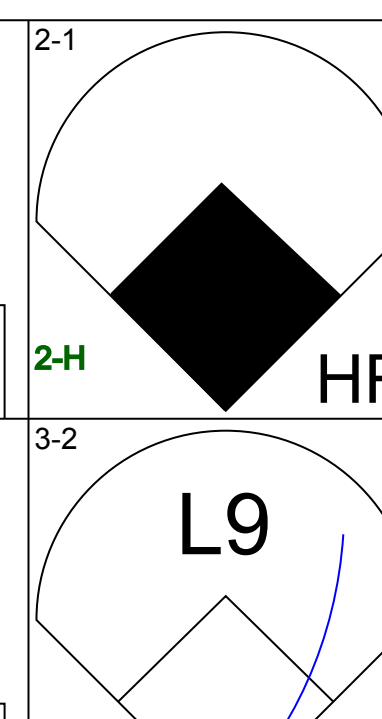
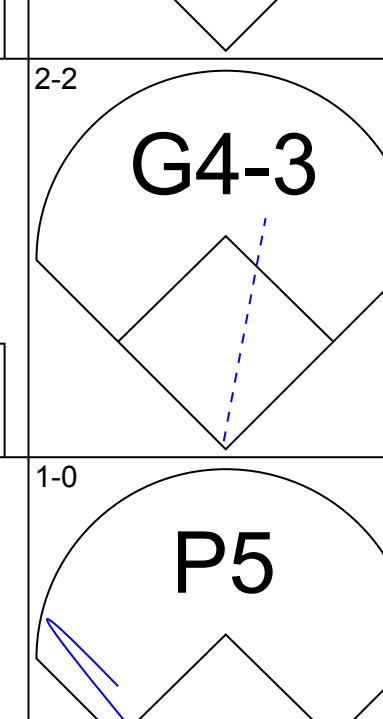
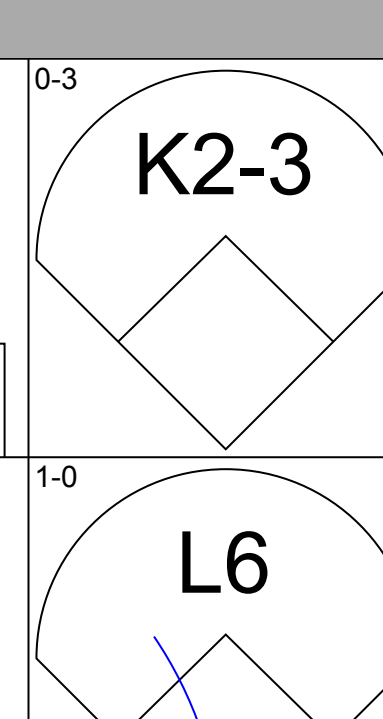
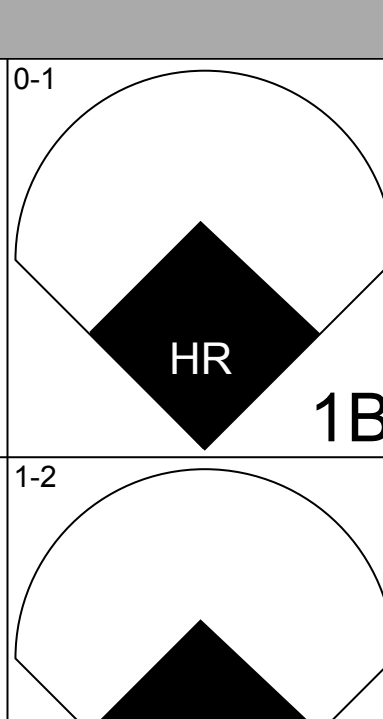
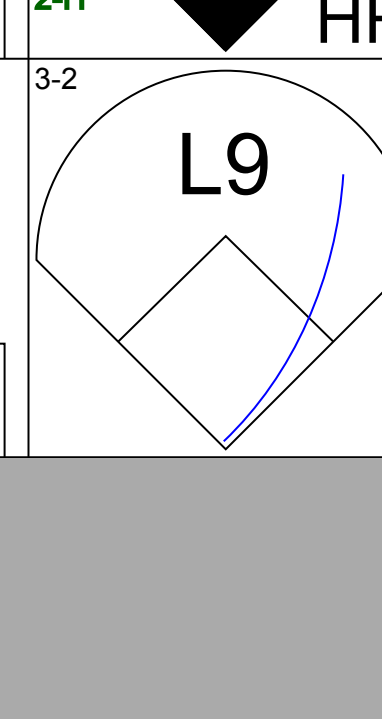
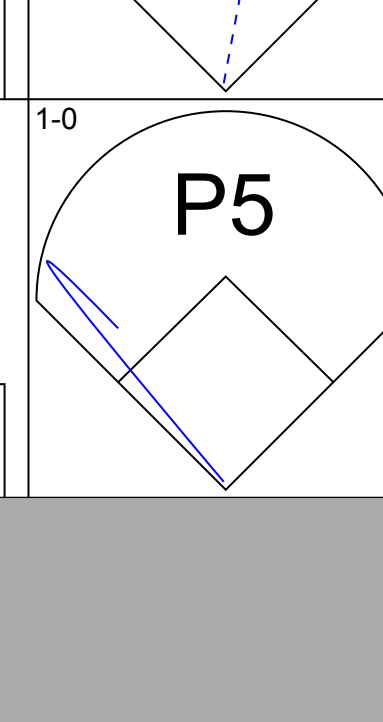
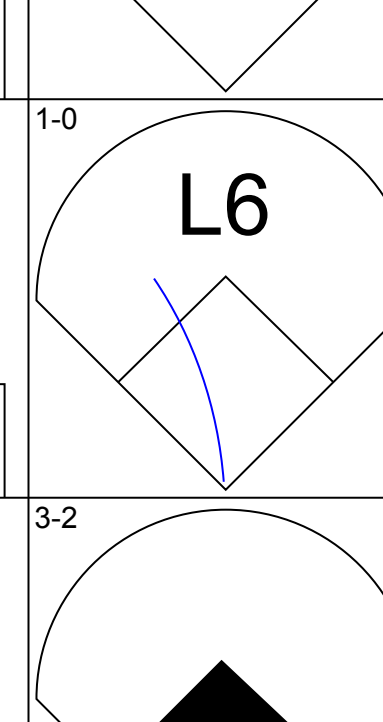
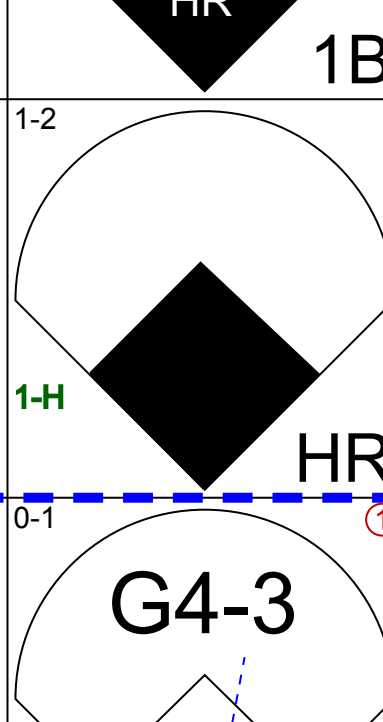
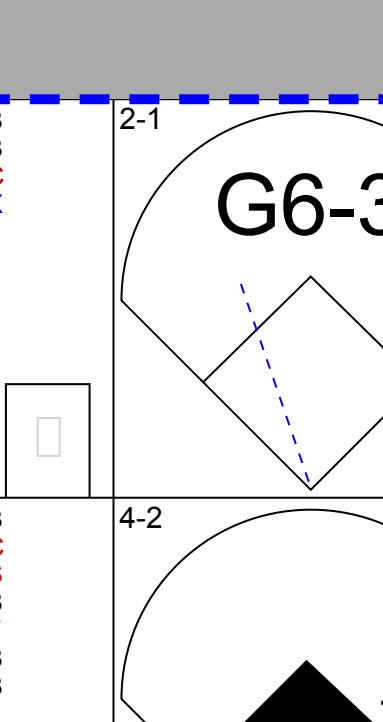
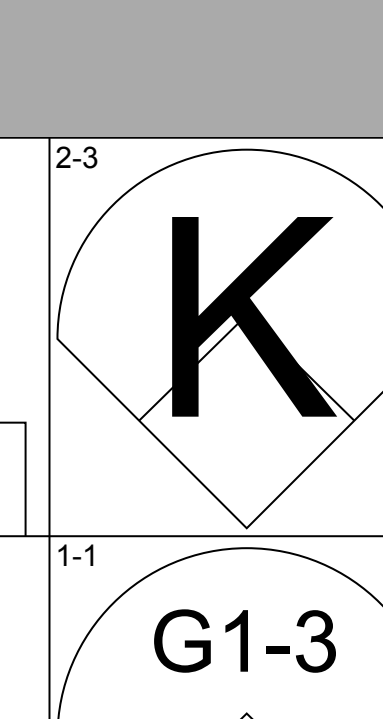
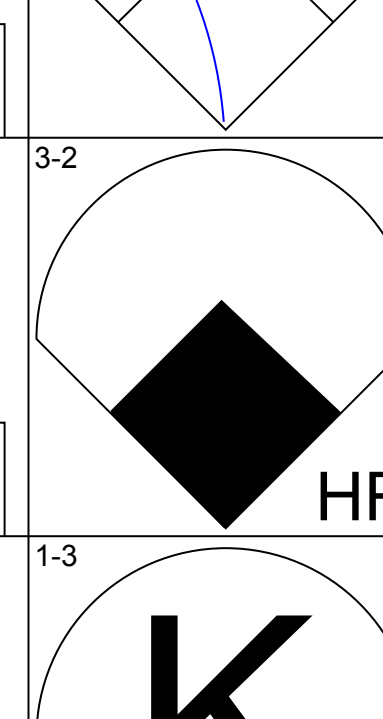
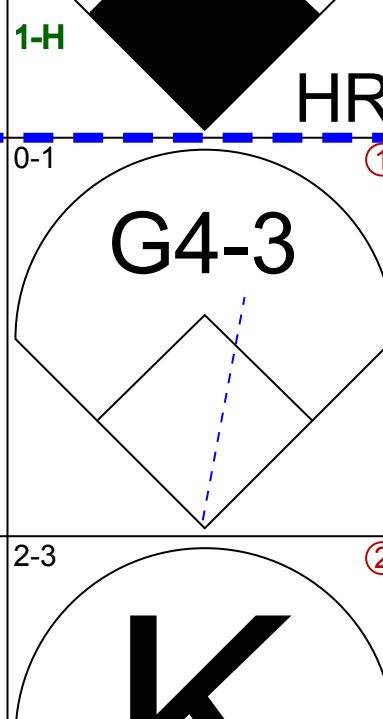
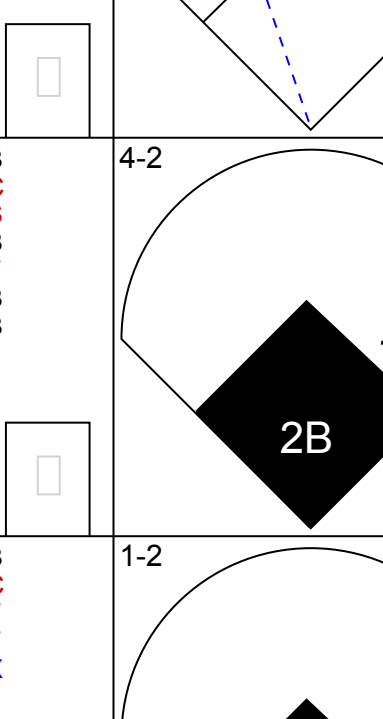
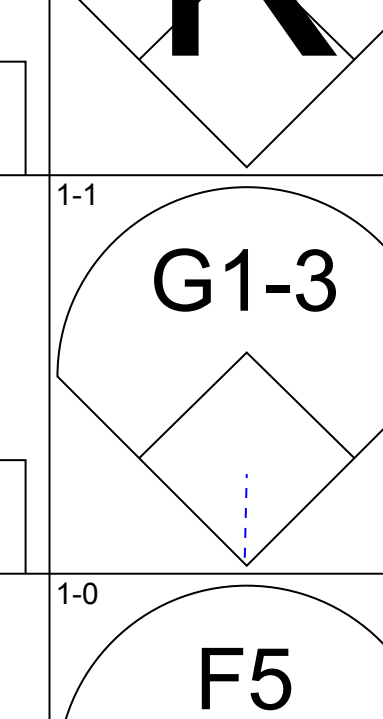
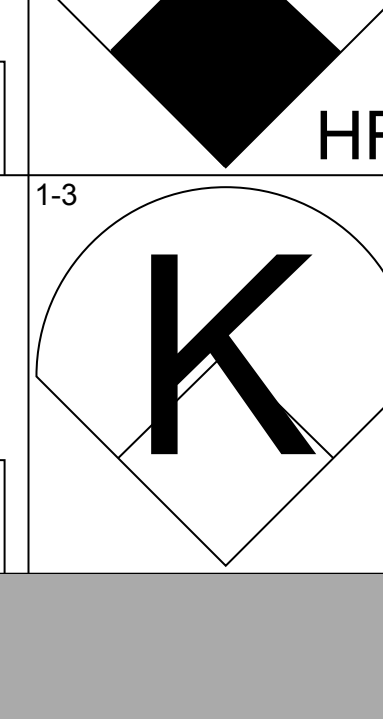
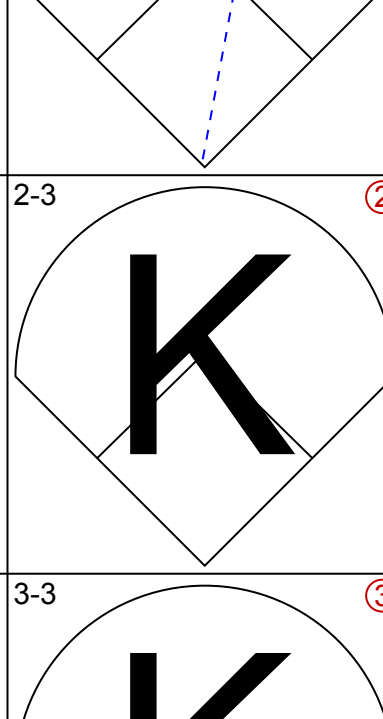
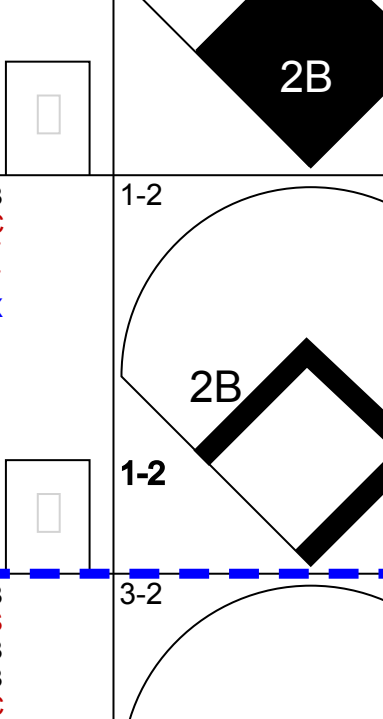
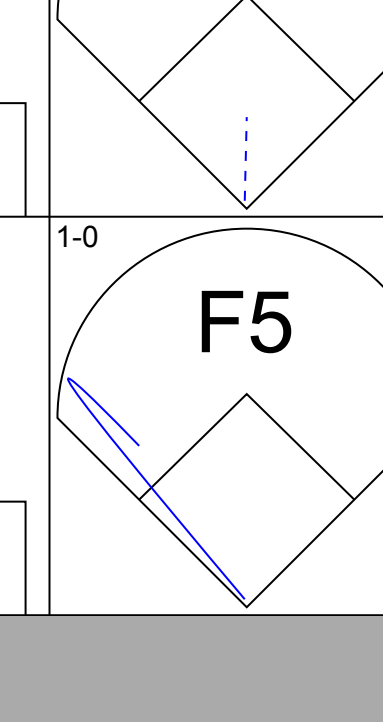
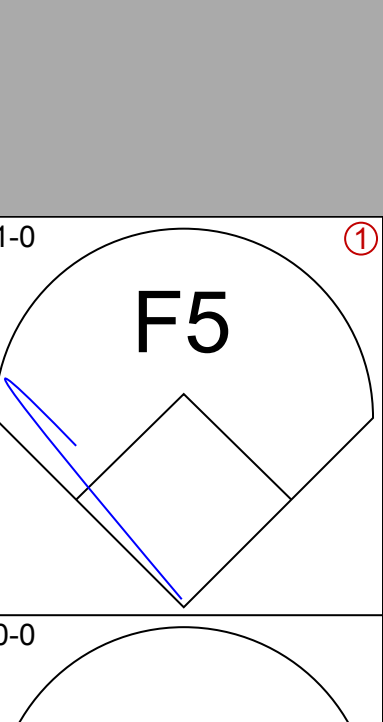
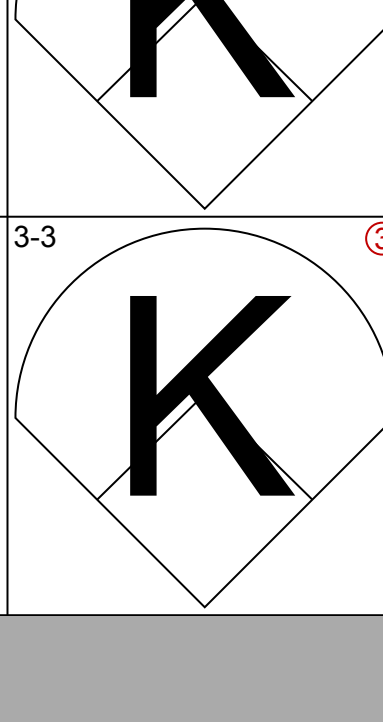
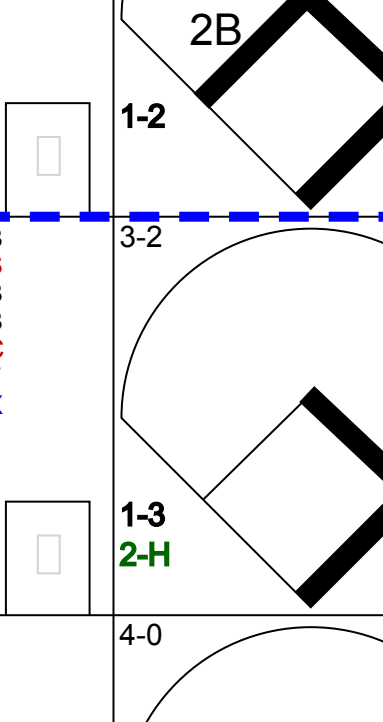
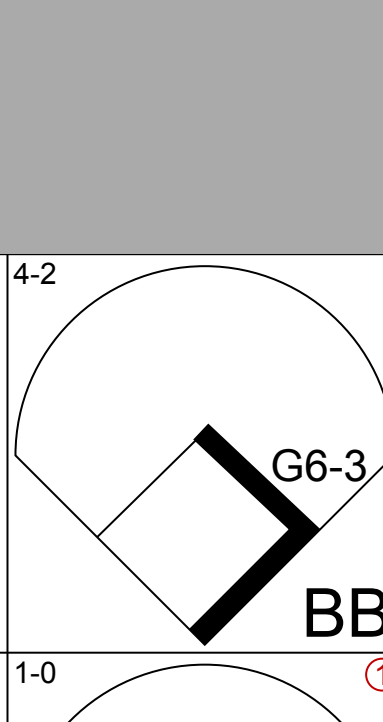
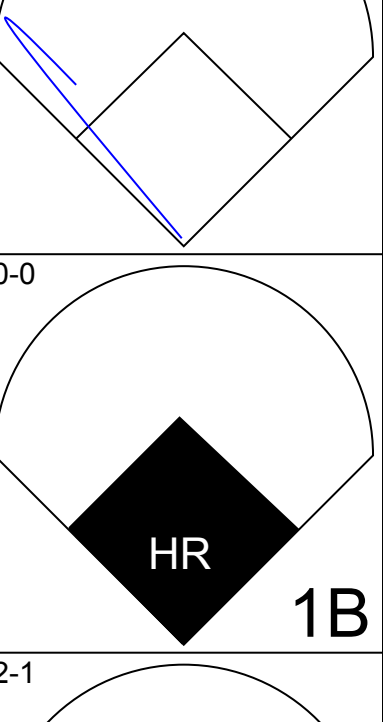
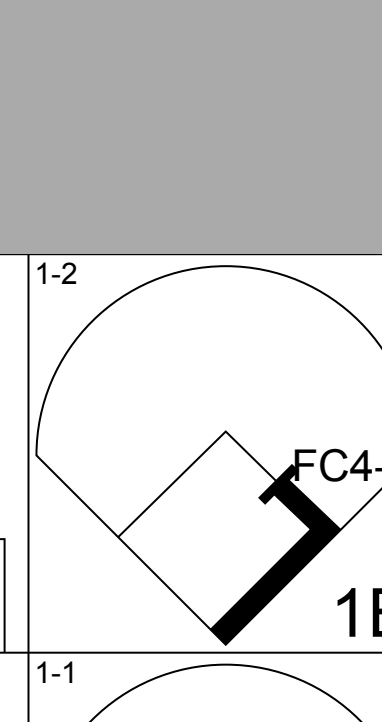
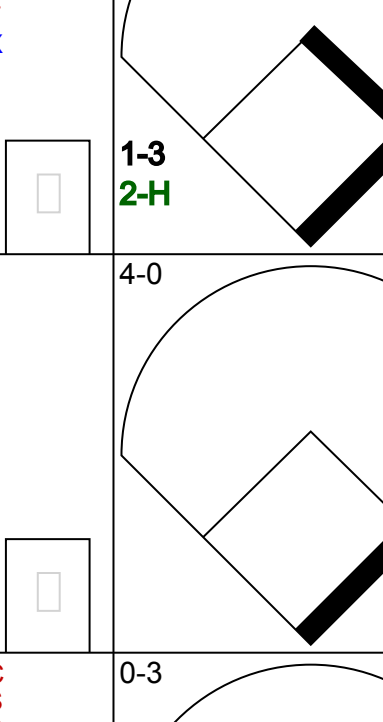
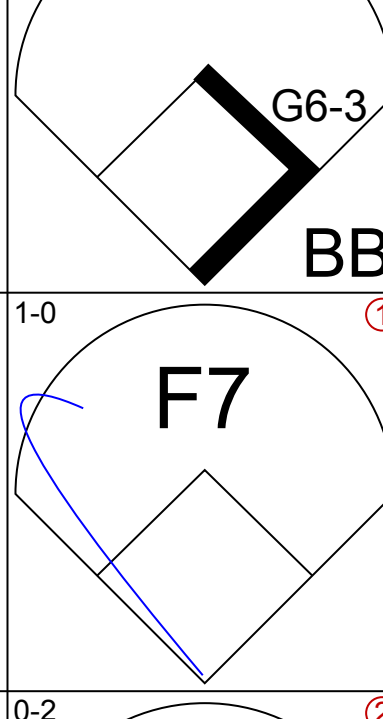
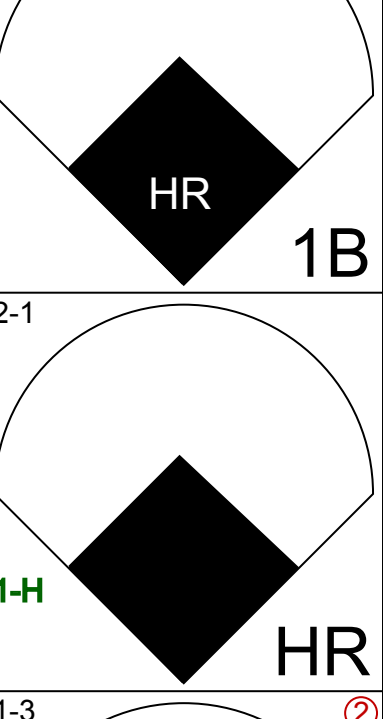
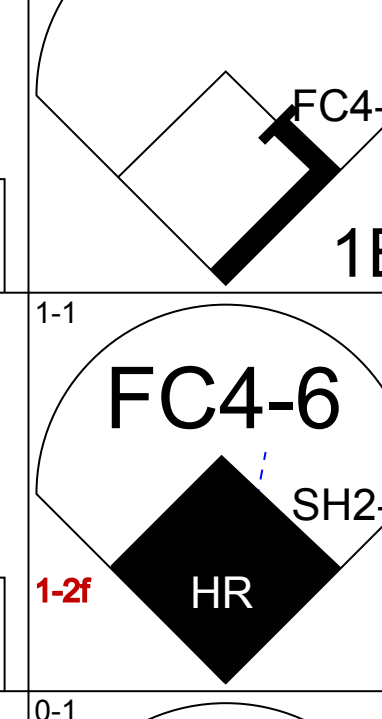
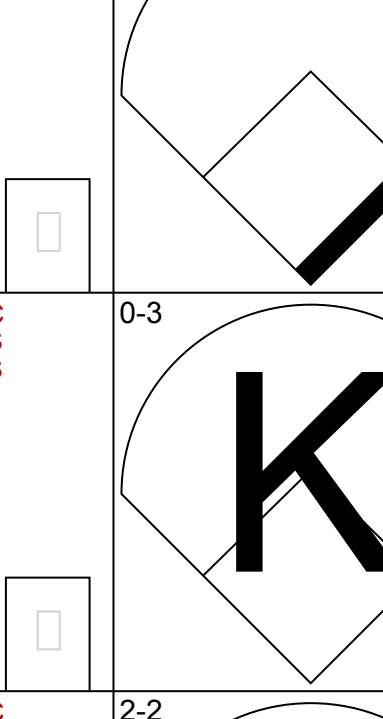
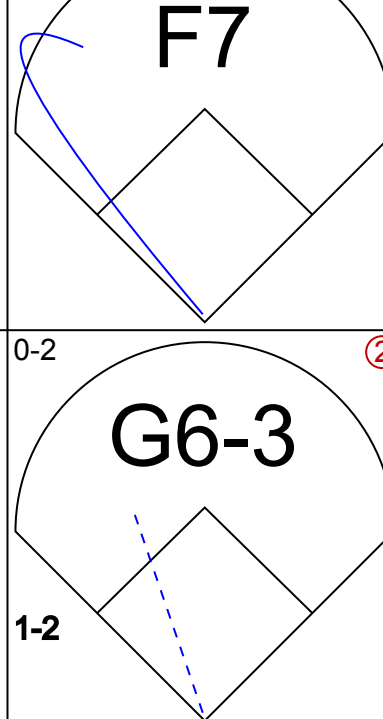
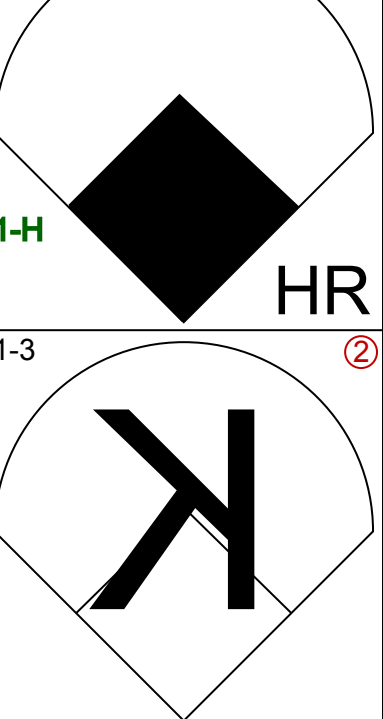
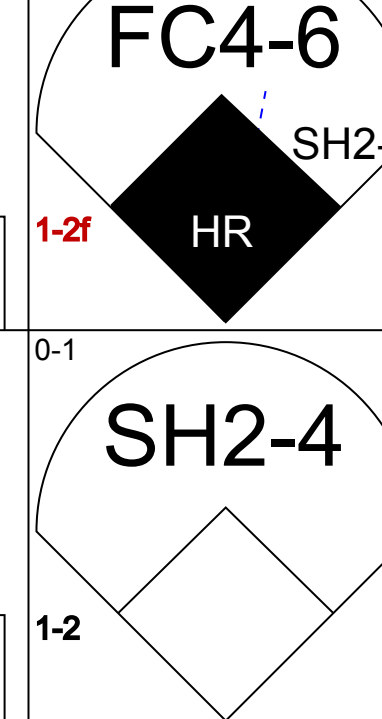
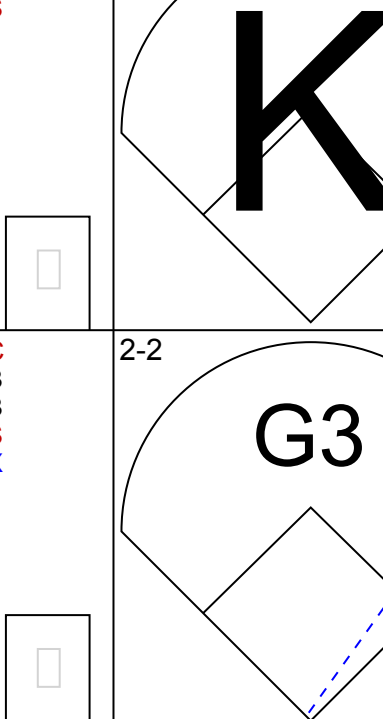
Batter	1	2	3	4	5	6	7	8	9	AB	R	H	RBI	BB	SO	LOB	BOTTOM					
Eric Young Sr., R OBP: 0.333, SLG: 0.380	CS 1B		K		G5-3		F8			4	0	1	0	0	1	1						
Bill Mueller, S OBP: 0.413, SLG: 0.538	F9 2B		G6-3 1B		FC6-4 1B		1B			4	0	4	1	0	0	0						
Sammy Sosa, R OBP: 0.432, SLG: 0.549	F9 2-3		G6-3 1-2		FC6-4 1-2		K			4	0	0	0	0	1	4						
Todd Hundley, S OBP: 0.300, SLG: 0.377	BB		K				K			3	0	0	0	1	3	1						
Rondell White, R OBP: 0.351, SLG: 0.506 Felix Heredia, L Gary Matthews, S OBP: 0.218, SLG: 0.353 Kyle Farnsworth, R	F9						K			3	0	0	0	0	2	2						
Matt Stairs, L OBP: 0.340, SLG: 0.326	G4-3				L4		F7			4	0	0	0	0	1	0						
Ricky Gutierrez, R OBP: 0.287, SLG: 0.377	F9				L7					4	1	1	0	0	0	0						
Damon Buford, R OBP: 0.179, SLG: 0.208	FC4-6 1B				G5-3 1B		F5			4	1	2	0	0	0	1						
Jason Bere, R OBP: 0.200, SLG: 0.300 Mike Fyhrie, R Todd Van Poppel, R 15 Julio Zuleta, R OBP: 0.294, SLG: 0.489	FC4-6 1-2				K		HR			1	0	0	0	0	0	1						
Inning Stats	R: 0 E: 0 K: 0 S: 11	H: 2 LOB: 2 BB: 1 P: 18	R: 0 E: 0 K: 0 S: 8	H: 1 LOB: 0 BB: 0 P: 13	R: 0 E: 0 K: 2 S: 11	H: 1 LOB: 0 BB: 0 P: 20	R: 0 E: 0 K: 1 S: 9	H: 0 LOB: 0 BB: 0 P: 12	R: 1 E: 0 K: 1 S: 11	H: 2 LOB: 1 BB: 0 P: 17	R: 0 E: 0 K: 2 S: 11	H: 0 LOB: 0 BB: 0 P: 14	R: 2 E: 0 K: 1 S: 12	H: 3 LOB: 1 BB: 0 P: 17	R: 0 E: 0 K: 2 S: 14	H: 0 LOB: 0 BB: 0 P: 19	R: 0 E: 0 K: 0 S: 6	H: 0 LOB: 0 BB: 0 P: 9	1B: 7 2B: 1 3B: 0 HR: 1	SF: 0 SAC: 0 DP: 0 HBP: 0	WP: 0 PB: 0 SB: 0 CS: 1	PA: 36
PITCHER	IP	WLS	BF	H	R	ER	SO	BB	IBB	HBP	BLK	WP	HR	S	P	ERA	WHIP					
Brian Tollberg, R ERA: 3.9 Tom Davey, R ERA: 3.24 Rodney Myers, R ERA: 4.91	6.1	W	27	8	3	3	6	1	0	0	0	0	0	6	10	0.00	1.500					

San Diego Padres @ Chicago Cubs
Wrigley Field, Chicago, IL
Tue May 01 2001, 7:05 PM CDT
Att: 28,842 - Sunny - 77 F


AB 35
R 3
H 9
RBI 3
BB 1
SO 9
LOB 11



Batter	1	2	3	4	5	6	7	8	9	AB	R	H	RBI	BB	SO	LOB	TOP		
Rickey Henderson, R OBP: 0.358, SLG: 0.356 (1, 7)										4	0	1	0	0	3	0	San Diego Padres @ Chicago Cubs Wrigley Field, Chicago, IL Wed May 02 2001, 7:05 PM CDT Att: 27,016 - Overcast - 81 F		
Mark Kotsay, L OBP: 0.290, SLG: 0.333 (1, 8)										4	1	1	0	0	0	2			
Ryan Klesko, L OBP: 0.389, SLG: 0.388 (1, 3)										1	0	0	1	2	0				
Phil Nevin, R OBP: 0.387, SLG: 0.660 (1, 5)										3	0	0	1	0	1	2			
Bubba Trammell, R OBP: 0.344, SLG: 0.468 David Lee, R (8, 1)										3	0	0	0	0	0	1			
Jimmy Osting, R (8, 1)										0	0	0	0	0	0	0			
Dave Magadan, L OBP: 0.364, SLG: 0.350 (9, PH)										1	0	1	0	0	0	0			
Ben Davis, S OBP: 0.462, SLG: 0.567 (1, 2)										4	1	1	1	0	1	2			
Damian Jackson, R OBP: 0.339, SLG: 0.374 (1, 4)										4	0	1	0	0	0	1			
Donald Mendez, R OBP: 0.246, SLG: 0.231 Alex Arias, R OBP: 0.294, SLG: 0.286 (9, PH)										3	0	0	0	0	1	1			
Kevin Jarvis, L OBP: 0.333, SLG: 0.417 Santiago Perez, S OBP: 0.431, SLG: 0.300 Jay Witasick, R (6, 1)										2	1	1	0	0	0	0			
Inning Stats	R: 0 E: 0 K: 1 S: 8	H: 0 LOB: 0 BB: 0 P: 10	R: 1 E: 0 K: 0 S: 9	H: 2 LOB: 1 BB: 0 P: 13	R: 1 E: 0 K: 1 S: 8	H: 2 LOB: 1 BB: 0 P: 13	R: 0 E: 0 K: 0 S: 6	H: 0 LOB: 0 BB: 0 P: 6	R: 0 E: 0 K: 2 S: 12	H: 1 LOB: 0 BB: 1 P: 20	R: 0 E: 0 K: 0 S: 8	H: 0 LOB: 0 BB: 0 P: 10	R: 0 E: 0 K: 1 S: 12	H: 1 LOB: 1 BB: 0 P: 14	R: 0 E: 0 K: 1 S: 8	H: 1 LOB: 1 BB: 0 P: 14	1B: 5 2B: 0 3B: 0 HR: 1	SF: 2 SAC: 0 DP: 0 HBP: 0	WP: 1 PA: 35 PB: 0 SB: 0 CS: 0
PITCHER	IP WLS BF H R ER SO BB IBB HBP BLK WP HR S P ERA WHIP																		
Jon Lieber, R ERA: 3.0 Kyle Farnsworth, R ERA: 1.72	(1, 1) (9, 1)	8.0 4	W 1	31 0	5 0	3 0	5 1	2 0	0 0	0 0	0 0	1 0	1 0	70 8	106 14	3.38 0.00	0.875 1.000		

Batter	1	2	3	4	5	6	7	8	9	AB	R	H	RBI	BB	SO	LOB	BOTTOM		
Eric Young Sr., R OBP: 0.330, SLG: 0.404 (1, 4)										4	1	1	2	0	1	1	San Diego Padres @ Chicago Cubs Wrigley Field, Chicago, IL Wed May 02 2001, 7:05 PM CDT Att: 27,016 - Overcast - 81 F		
Ricky Gutierrez, R OBP: 0.286, SLG: 0.370 (1, 6)										4	1	1	0	0	1	0			
Bill Mueller, S OBP: 0.407, SLG: 0.557 (1, 5)										4	1	1	2	0	0	0			
Sammy Sosa, R OBP: 0.435, SLG: 0.576 (1, 9)										3	2	1	1	1	1	0			
Rondell White, R OBP: 0.340, SLG: 0.489 Damon Buford, R OBP: 0.193, SLG: 0.222 (7, 8)										3	0	0	0	0	2	0			
Todd Hundley, S OBP: 0.297, SLG: 0.385 (1, 2)										4	0	1	1	0	1	0			
15 Julio Zuleta, R OBP: 0.345, SLG: 0.510 (1, 3)										2	1	2	0	2	0	0			
Gary Matthews, S OBP: 0.220, SLG: 0.400 (7, 7)										4	2	1	2	0	1	5			
Jon Lieber, L OBP: 0.188, SLG: 0.133 Ron Coomer, R OBP: 0.235, SLG: 0.250 Kyle Farnsworth, R (9, 1)										2	0	0	0	0	1	1			
Inning Stats	R: 0 E: 0 K: 1 S: 8	H: 0 LOB: 0 BB: 0 P: 14	R: 0 E: 0 K: 1 S: 6	H: 0 LOB: 0 BB: 0 P: 10	R: 0 E: 0 K: 0 S: 8	H: 0 LOB: 1 BB: 1 P: 13	R: 1 E: 0 K: 2 S: 10	H: 1 LOB: 0 BB: 0 P: 15	R: 2 E: 0 K: 1 S: 11	H: 2 LOB: 0 BB: 0 P: 17	R: 2 E: 0 K: 2 S: 15	H: 2 LOB: 0 BB: 0 P: 21	R: 2 E: 0 K: 0 S: 13	H: 2 LOB: 0 BB: 0 P: 20	R: 1 E: 0 K: 1 S: 19	H: 2 LOB: 2 BB: 2 P: 35		1B: 4 2B: 1 3B: 0 HR: 4	SF: 0 SAC: 1 DP: 0 HBP: 0
PITCHER	IP WLS BF H R ER SO BB IBB HBP BLK WP HR S P ERA WHIP																		
Kevin Jarvis, R ERA: 6.15 Jay Witasick, R ERA: 1.62 David Lee, R ERA: 2.7 Jimmy Osting, L ERA:	(1, 1) (6, 1) (8, 1) (8, 1)	5.0 2.0 0.1 0.2	L 8 3 4	21 8 1 4	5 2 1 1	5 2 1 0	5 2 0 0	5 2 0 1	0 0 1 0	0 0 0 0	0 0 0 0	0 0 0 0	0 0 0 0	0 0 0 0	0 0 0 0	0 0 0 0	9 16 10	27.00 0.00	6.000 1.500

AB	31
R	3
H	6
RBI	3
BB	2
SO	6
LOB	10



Batter	1	2	3	4	5	6	7	8	9	AB	R	H	RBI	BB	SO	LOB	TOP										
Rickey Henderson, R OBP: 0.403, SLG: 0.446 (1.7)	1-2 1B 2B 1B		1-1 1B FC4-6 1B		2-1 F7		4-2 BB		0-0 1B 2B 1B	4	3	3	0	1	0	0											
Mark Kotsay, L OBP: 0.305, SLG: 0.328 (1.8)	0-0 F8		3-1 FC4-6 1-3 1B		4-1 BB		3-3 K		1-1 2B E 1B	4	1	2	0	1	1	3											
Ryan Klesko, L OBP: 0.390, SLG: 0.455 (1.3)	1-1 2B 1-3 1B		1-1 FC4-6 G6-4-3		1-0 G4-3				1-1 G4-3 1-2 1H 2H 2B	5	0	2	2	0	0	2											
Phil Nevin, R OBP: 0.393, SLG: 0.651 Dave Magadan, L OBP: 0.370, SLG: 0.304 (3.5)	1-0 1B 2B		0-0 G6-4-3				2-3 K		0-2 G1	2	1	1	1	0	0	1											
Ben Davis, S OBP: 0.462, SLG: 0.549 (1.2)	1-1 1B						0-0 G6-3		1-0 FC6-4 1B	4	0	2	1	0	0	1											
Bubba Trammell, R OBP: 0.347, SLG: 0.494 Trevor Hoffman, R (8.1)	1-3 K						0-0 F7		1-0 F9	4	0	1	0	0	0	1											
Damian Jackson, R OBP: 0.336, SLG: 0.356 (1.4)							2-3 K		0-0 G5-3	3	0	0	0	1	1	3											
Donaldo Mendez, R OBP: 0.230, SLG: 0.214 (1.6)							1-3 K		0-2 G4-3	4	0	0	0	0	3	2											
Woody Williams, R OBP: 0.111, SLG: 0.125 Tom Davey, R Santiago Perez, S OBP: 0.414, SLG: 0.283 (8.9)	0-0 P6						1-1 P6		1-2 F8	3	0	0	0	0	0	1											
Inning Stats	R: 2 E: 0 K: 1 S: 12	H: 4 LOB: 0 BB: 0 P: 17	R: 0 E: 0 K: 1 S: 5	H: 0 LOB: 0 BB: 0 P: 6	R: 1 E: 0 K: 0 S: 7	H: 2 LOB: 0 BB: 0 P: 12	R: 0 E: 0 K: 2 S: 8	H: 1 LOB: 1 BB: 0 P: 11	R: 0 E: 0 K: 1 S: 6	H: 0 LOB: 1 BB: 1 P: 14	R: 0 E: 0 K: 3 S: 19	H: 0 LOB: 2 BB: 2 P: 33	R: 0 E: 0 K: 0 S: 5	H: 1 LOB: 1 BB: 1 P: 12	R: 2 E: 1 K: 0 S: 15	H: 3 LOB: 1 BB: 0 P: 18	1B: 9 2B: 2 3B: 0 HR: 0	SF: 0 SAC: 0 DP: 1 HBP: 0	WP: 1 PB: 0 SB: 1 CS: 0	PA: 40							
PITCHER	IP	WLS	BF	H	R	ER	SO	BB	IBB	HBP	BLK	WP	HR	S	P	ERA	WHIP										
Rob Bell, R ERA: 4.91 Hector Mercado, L ERA: 3.27 Dennys Reyes, L ERA: 2.93 Danny Graves, R ERA: 0.57	6.0	L	24	7	3	3	5	1	0	0	0	0	0	45	69	4.50	1.333										

San Diego Padres @ Cincinnati Reds
Cinergy Field, Cincinnati, OH
Sat May 05 2001, 1:15 PM EDT
Att: 23,975 - Cloudy - 79 F

AB	36
R	5
H	11
RBI	4
BB	4
SO	8
LOB	16

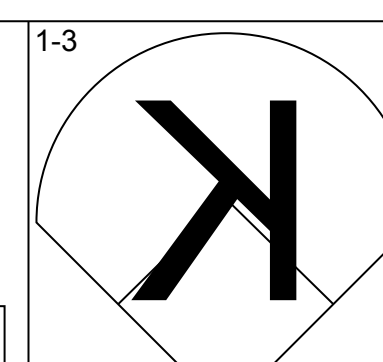
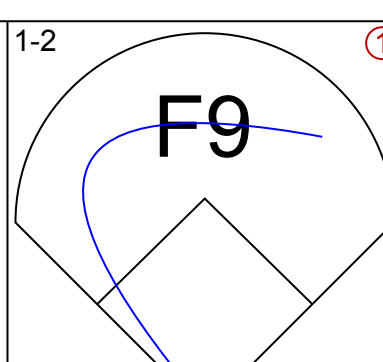
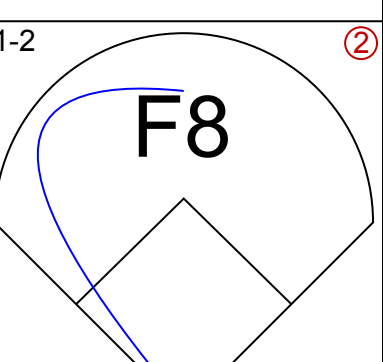
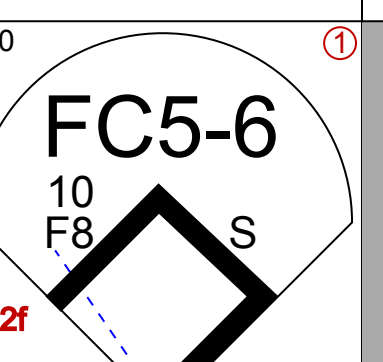
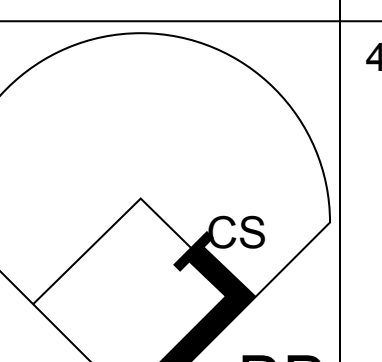
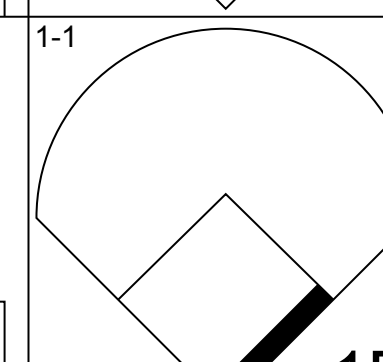
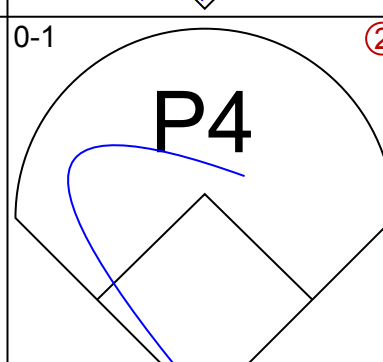
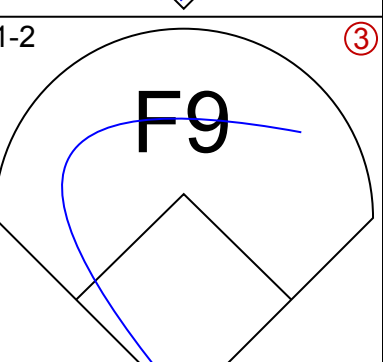
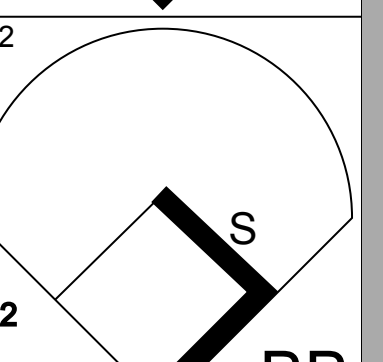
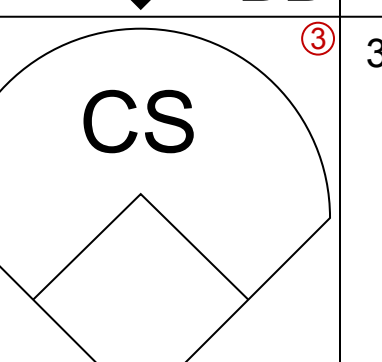
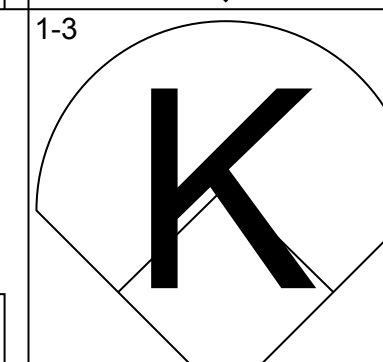
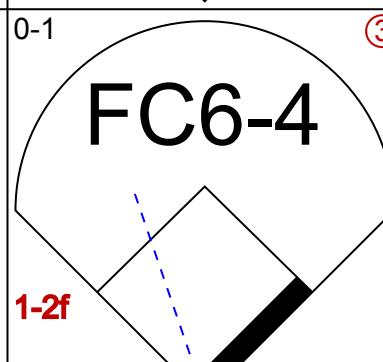
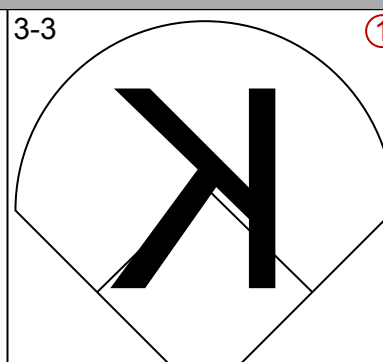
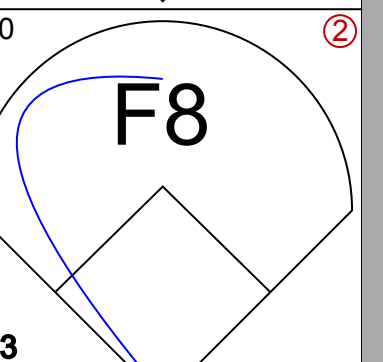
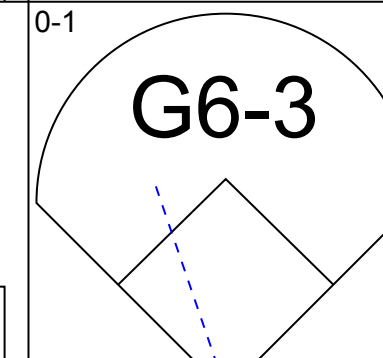
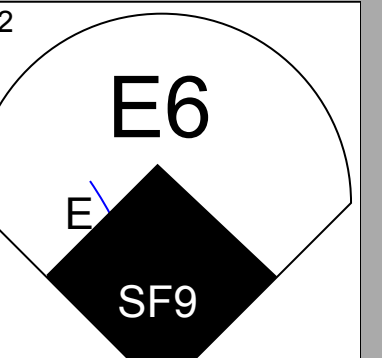
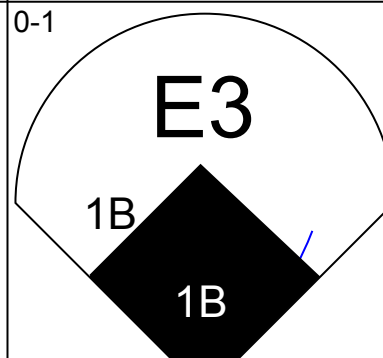
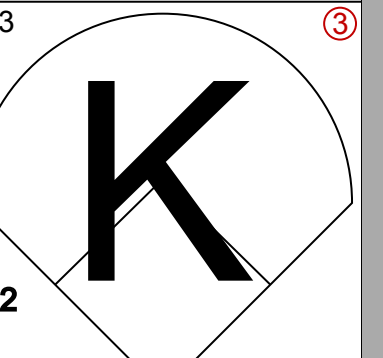

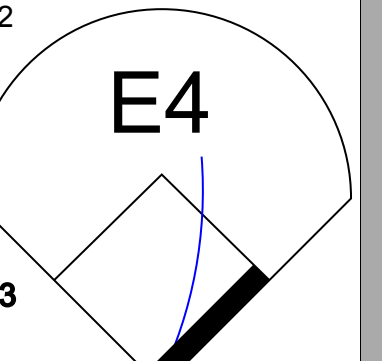
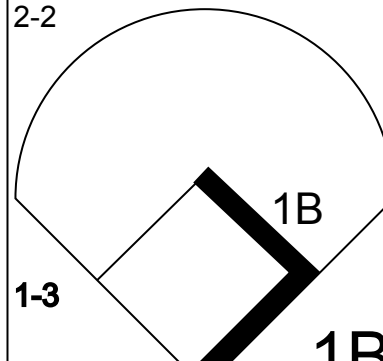
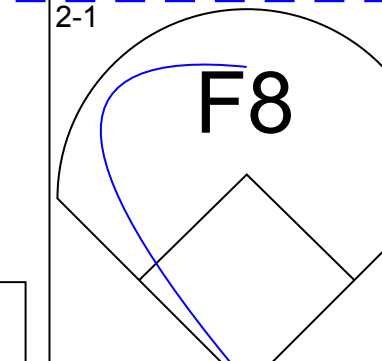

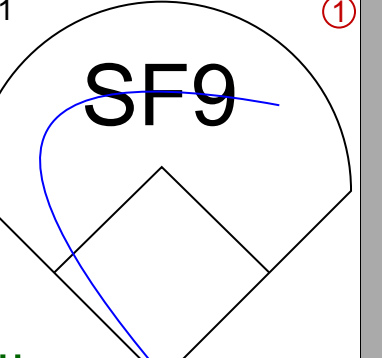
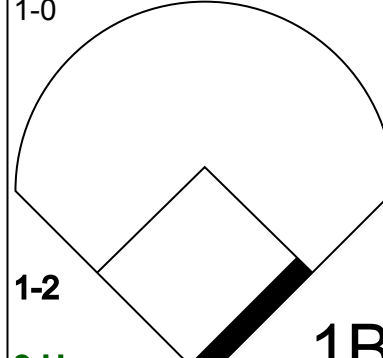
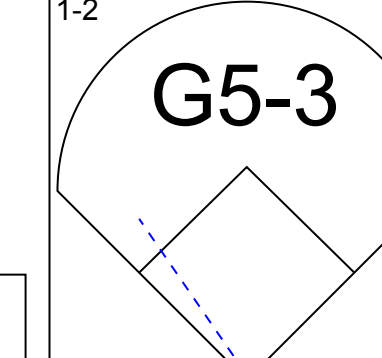

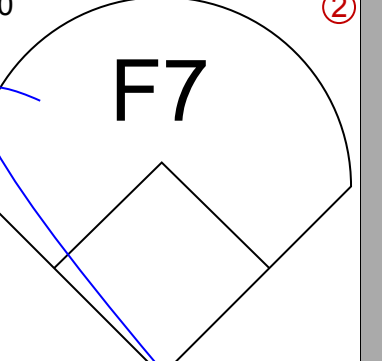
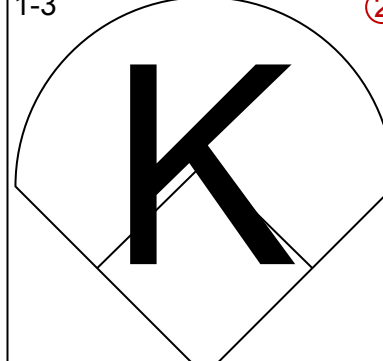
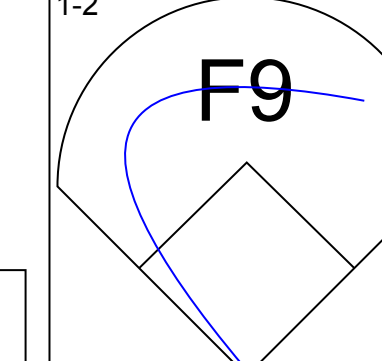
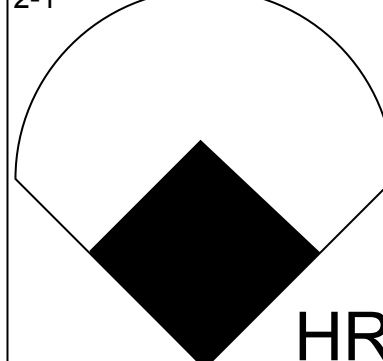
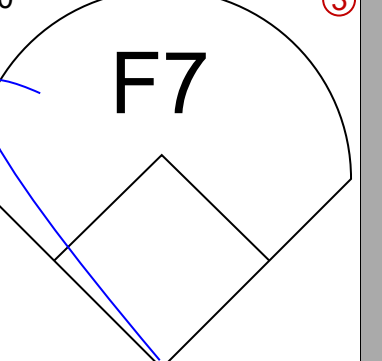
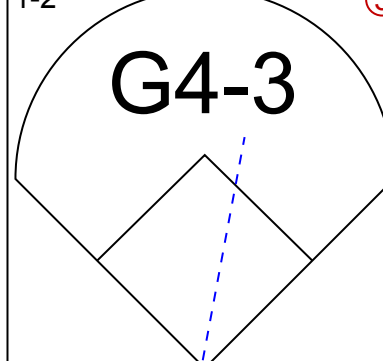
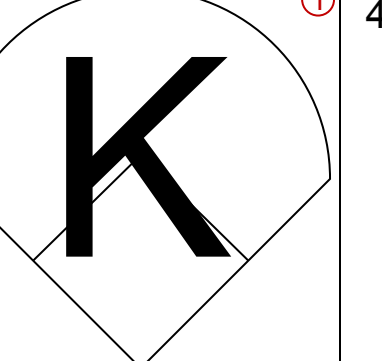
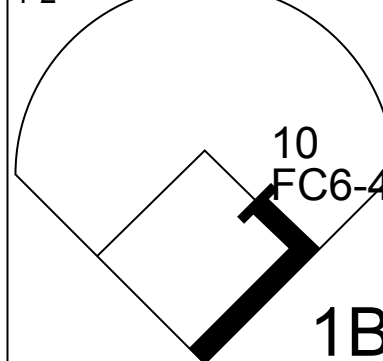
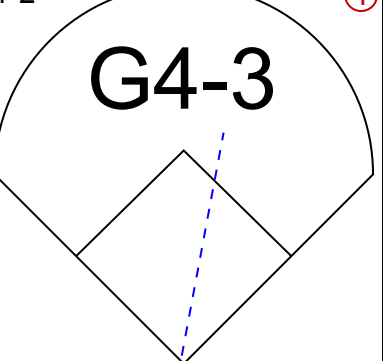
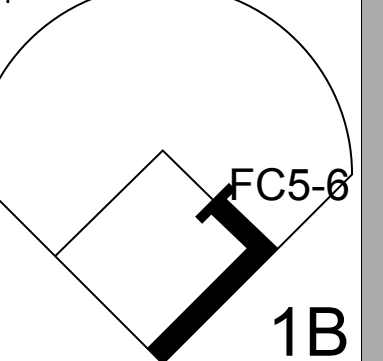
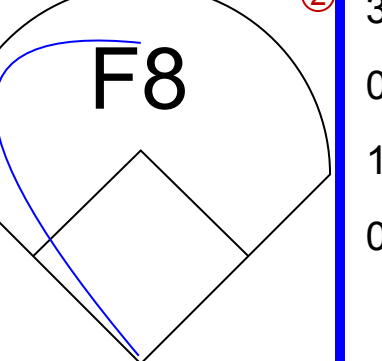


Batter	1	2	3	4	5	6	7	8	9	AB	R	H	RBI	BB	SO	LOB	BOTTOM										
Deion Sanders, L OBP: 0.294, SLG: 0.438 (1.8)	3-2 P7-4 G1-3 HBP		0-0 G1-3							3	0	1	0	0	0	1											
Dmitri Young, S OBP: 0.346, SLG: 0.466 (1.7)	2-2 G1-3									4	0	2	0	0	0	2											
Alex Ochoa, R OBP: 0.354, SLG: 0.415 (1.9)	2-2 P7-4									4	0	1	0	0	0	3											
Sean Casey, L OBP: 0.413, SLG: 0.579 (1.3)										4	1	1	1	0	2	2											
Aaron Boone, R OBP: 0.347, SLG: 0.505 (1.5)										4	1	1	1	0	0	1											
Juan Castro, R OBP: 0.256, SLG: 0.263 (1.6)										4	0	0	0	0	2	0											
Pokey Reese, R OBP: 0.311, SLG: 0.371 (1.4)										4	0	2	0	0	0	0											
Kelly Stinnett, R OBP: 0.371, SLG: 0.340 (1.2)										4	0	1	0	0	0	2											
Rob Bell, R Ruben Rivera, R Hector Mercado, L Michael Tucker, L Dennys Reyes, R Danny Graves, R (8.1)										1	0	0	0	0	1	1											
Inning Stats	R: 0 E: 0 K: 0 S: 11	H: 0 LOB: 0 BB: 0 P: 17	R: 0 E: 0 K: 0 S: 8	H: 0 LOB: 0 BB: 0 P: 11	R: 0 E: 0 K: 1 S: 8	H: 1 LOB: 1 BB: 0 P: 12	R: 0 E: 0 K: 1 S: 10	H: 1 LOB: 1 BB: 0 P: 13	R: 0 E: 0 K: 1 S: 6	H: 0 LOB: 0 BB: 0 P: 7	R: 0 E: 0 K: 1 S: 14	H: 1 LOB: 1 BB: 0 P: 17	R: 2 E: 0 K: 0 S: 6	H: 3 LOB: 1 BB: 0 P: 12	R: 0 E: 0 K: 1 S: 8	H: 2 LOB: 1 BB: 0 P: 13	R: 0 E: 0 K: 1 S: 13	H: 1 LOB: 1 BB: 0 P: 15	1B: 6 2B: 2 3B: 0 HR: 2	SF: 0 SAC: 0 DP: 2 HBP: 1	WP: 0 PB: 0 SB: 0 CS: 0	PA: 35					
PITCHER	IP	WLS	BF	H	R	ER	SO	BB	IBB	HBP	BLK	WP	HR	S	P	ERA	WHIP										
Woody Williams, R ERA: 5.06 Tom Davey, R ERA: 2.53 Trevor Hoffman, R ERA: 3.55	6.1	W	25	6	2	2	4	0	0	1	0	0	0	7	12	0.00	1.500										

San Diego Padres @ Cincinnati Reds
Cinergy Field, Cincinnati, OH
Sat May 05 2001, 1:15 PM EDT
Att: 23,975 - Cloudy - 79 F

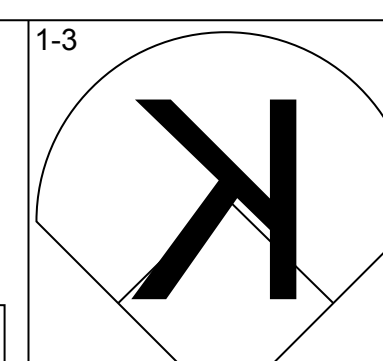
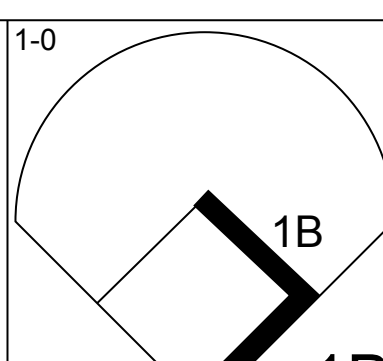
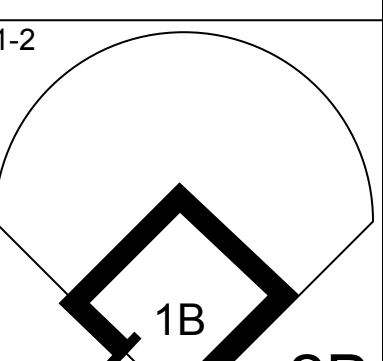

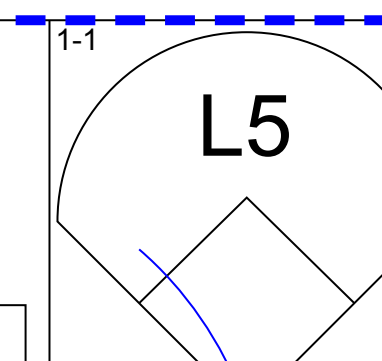
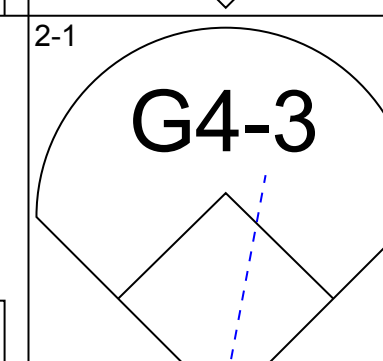
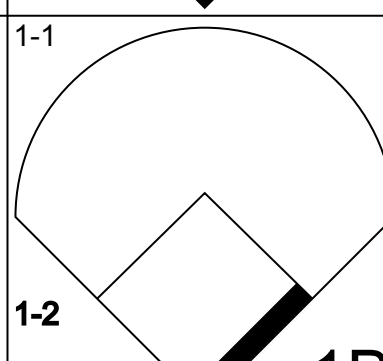
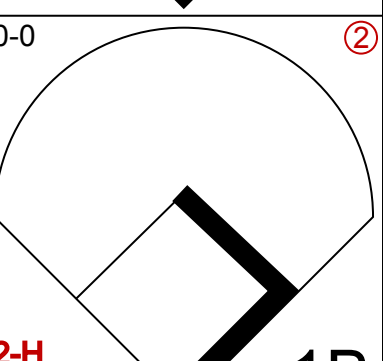

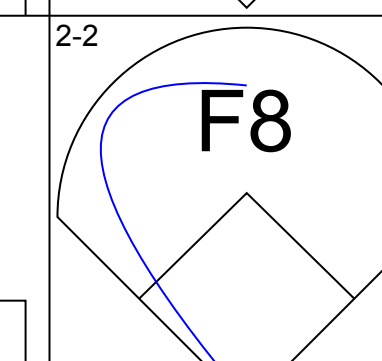
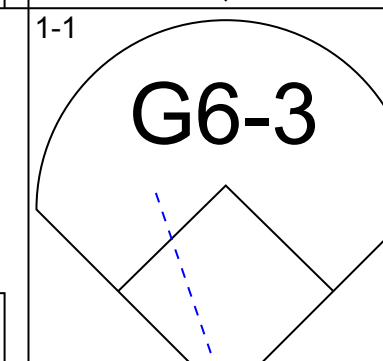
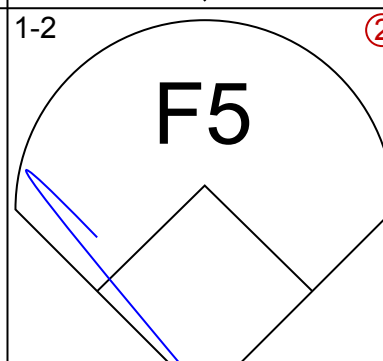
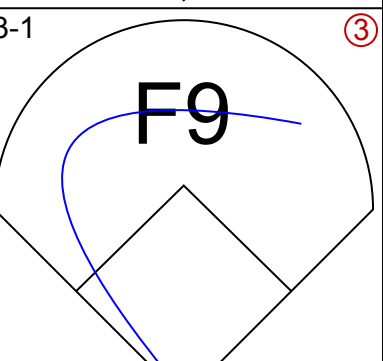

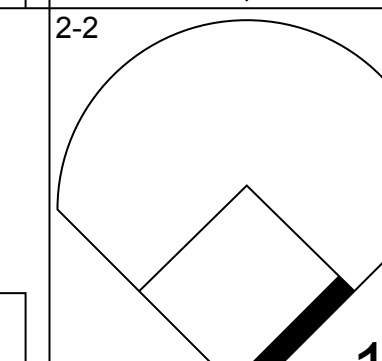

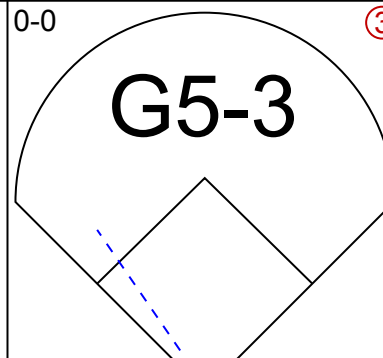

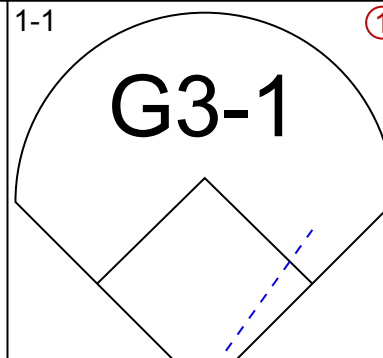
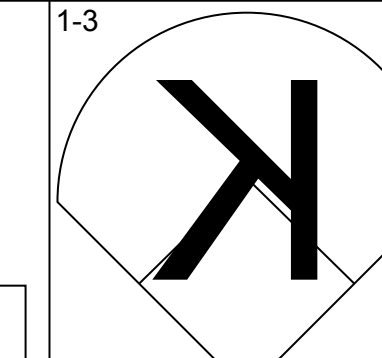
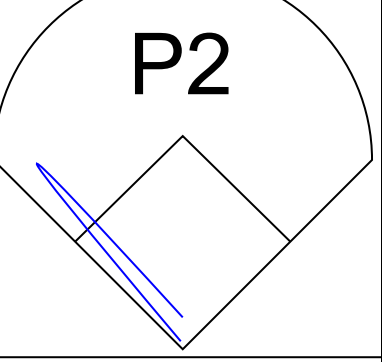
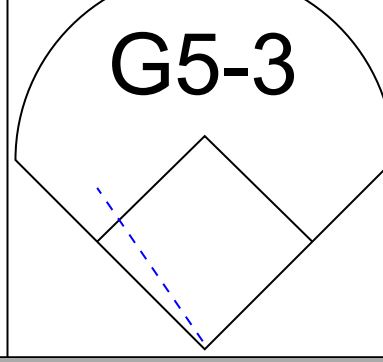
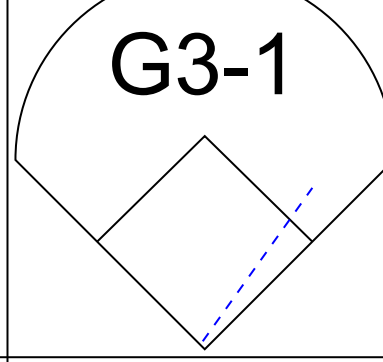
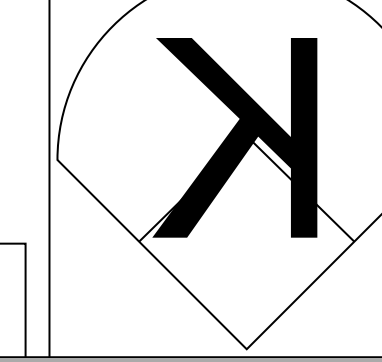
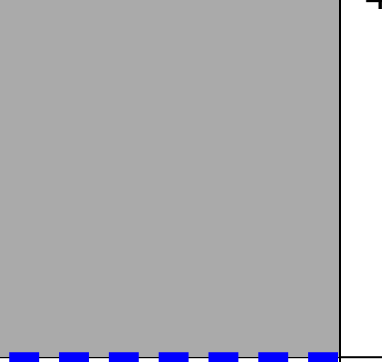
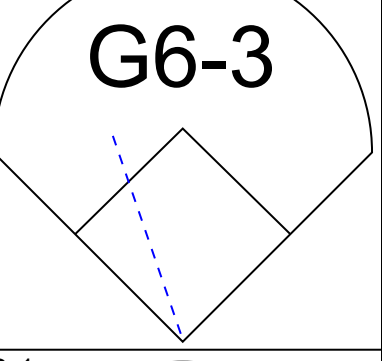
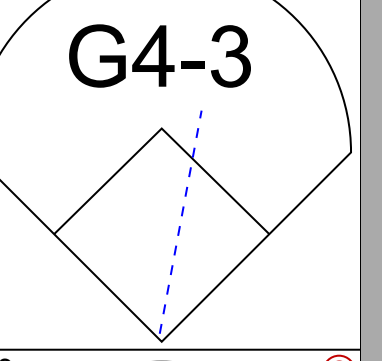
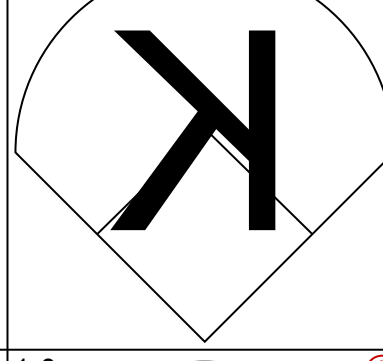
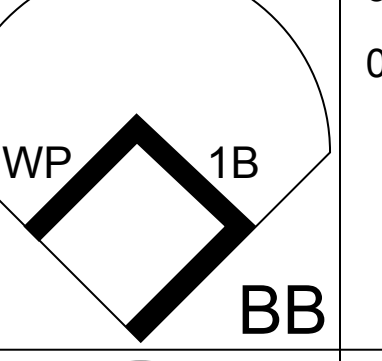
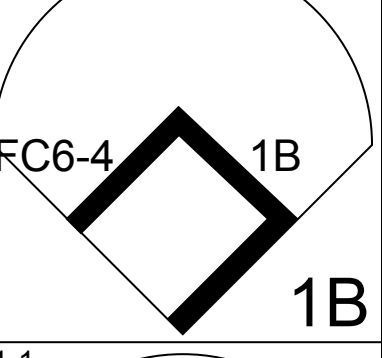
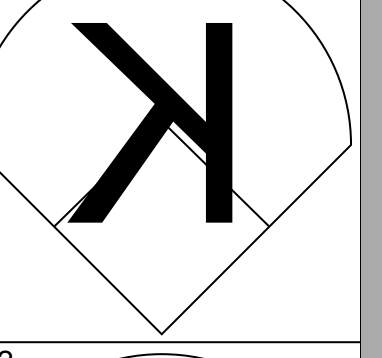
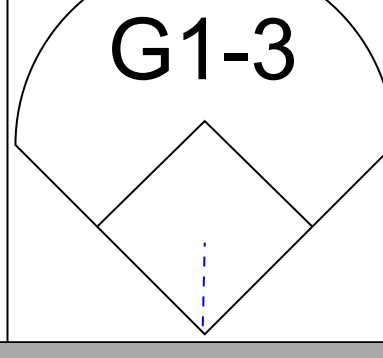
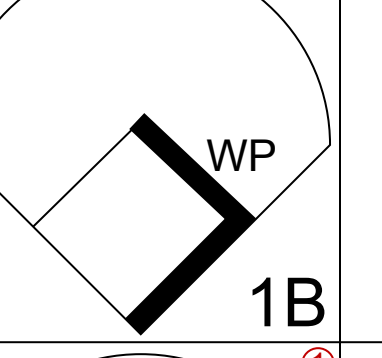
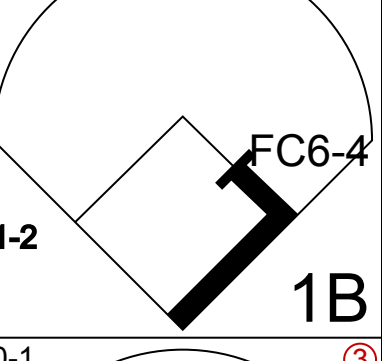

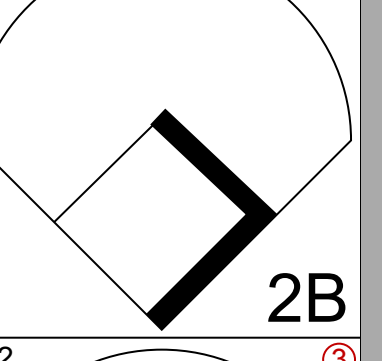

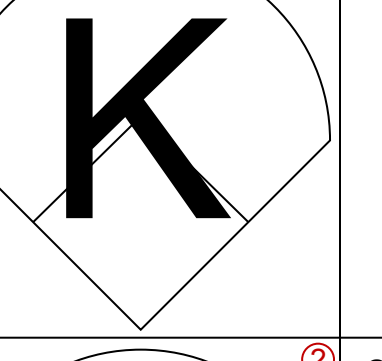
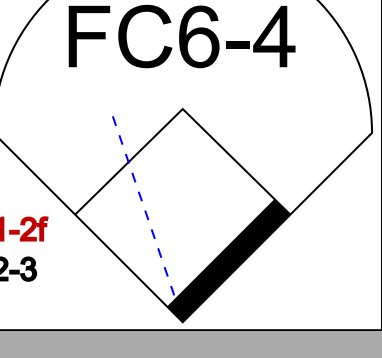

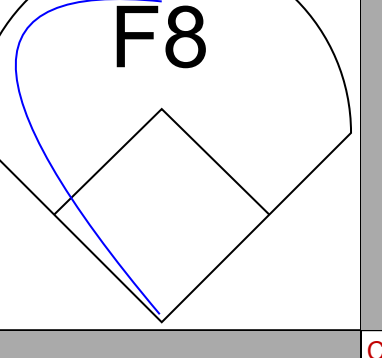
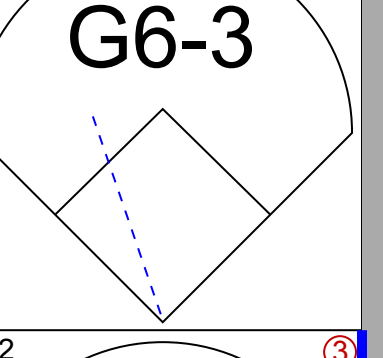
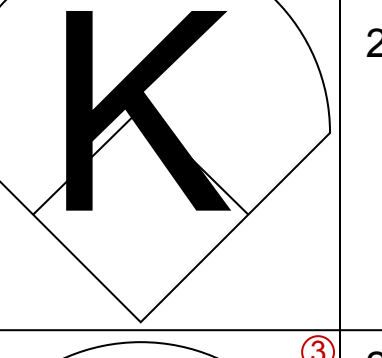

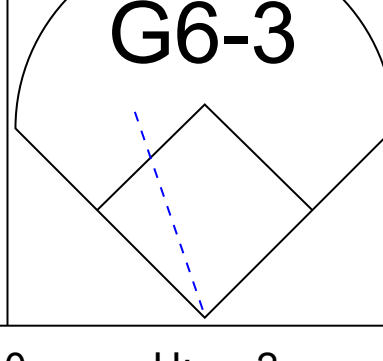

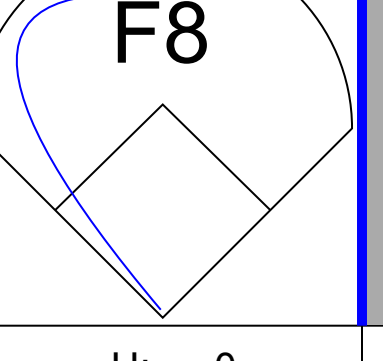
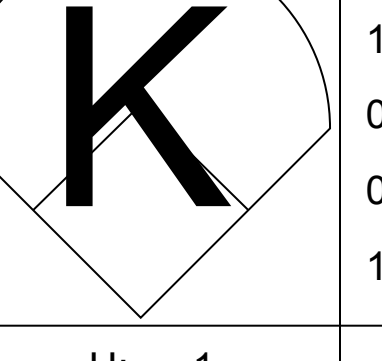

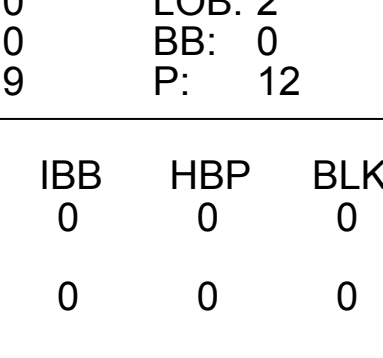
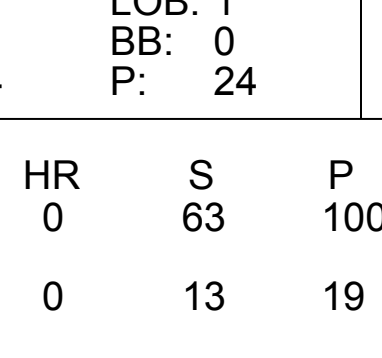
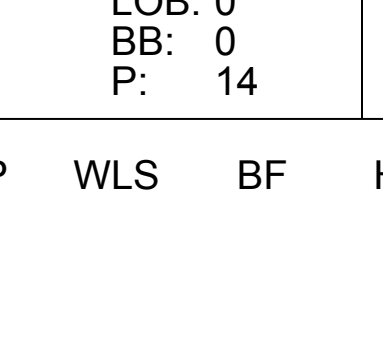
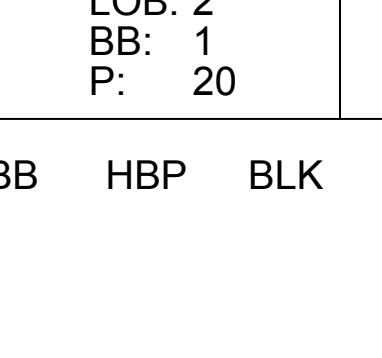




AB	34
R	2
H	9
RBI	2
BB	0
SO	6
LOB	13



Batter	1	2	3	4	5	6	7	8	9	AB	R	H	RBI	BB	SO	LOB	TOP					
Rafael Furcal, S OBP: 0.277, SLG: 0.336 (1, 6)										4	0	0	0	1	1	2	<p>Atlanta Braves @ San Diego Padres Qualcomm Stadium, San Diego, CA Wed May 09 2001, 10:05 PM EDT Att: 18,902 - Sunny - 68 F</p>					
Andruw Jones, R OBP: 0.324, SLG: 0.444 (1, 8)										3	0	1	0	1	0	1						
10 Chipper Jones, S OBP: 0.434, SLG: 0.639 (1, 5)										4	0	0	0	0	2	4						
Brian Jordan, R OBP: 0.313, SLG: 0.439 (1, 9)										4	2	0	0	0	1	3						
B.J. Surhoff, L OBP: 0.300, SLG: 0.349 (1, 7)										4	0	1	0	0	1	1						
Javy Lopez, R OBP: 0.297, SLG: 0.382 (1, 2)										3	0	1	2	0	0	0						
Wes Helms, R OBP: 0.250, SLG: 0.490 (1, 3)										4	0	0	0	0	1	3						
Quilvio Veras, S OBP: 0.270, SLG: 0.326 (1, 4)										4	1	1	1	0	1	3						
John Burkett, R OBP: 0.294, SLG: 0.250 (1, 1)										3	0	2	0	0	0	0						
Mike Remlinger, L (8, 1)										0	0	0	0	0	0	0						
Dave Martinez, L OBP: 0.386, SLG: 0.368 (9, PH)										1	0	0	0	0	0	0						
John Rocker, R (9, 1)										0	0	0	0	0	0	0						
Inning Stats	R: 0 E: 0 K: 2 S: 10	H: 1 LOB: 1 BB: 0 P: 13	R: 0 E: 0 K: 1 S: 6	H: 0 LOB: 0 BB: 0 P: 9	R: 1 E: 0 K: 0 S: 13	H: 2 LOB: 1 BB: 0 P: 17	R: 1 E: 2 K: 0 S: 10	H: 0 LOB: 1 BB: 0 P: 13	R: 0 E: 0 K: 1 S: 10	H: 0 LOB: 0 BB: 0 P: 13	R: 1 E: 0 K: 2 S: 17	H: 2 LOB: 2 BB: 0 P: 24	R: 0 E: 0 K: 1 S: 11	H: 1 LOB: 2 BB: 1 P: 16	R: 0 E: 0 K: 0 S: 9	H: 0 LOB: 0 BB: 0 P: 13	R: 0 E: 0 K: 1 S: 11	H: 0 LOB: 0 BB: 1 P: 19	1B: 5 2B: 0 3B: 0 HR: 1	SF: 1 SAC: 0 DP: 0 HBP: 0	WP: 0 PB: 0 SB: 2 CS: 1	PA: 38
PITCHER	IP	WLS	BF	H	R	ER	SO	BB	IBB	HBP	BLK	WP	HR	S	P	ERA	WHIP					
Bobby Jones, R ERA: 3.06 (1, 1)	7.0	L	31	6	3	1	6	1	0	0	0	0	1	77	105	1.29	1.000					
David Lee, R ERA: 3.18 (8, 1)	1.0		3	0	0	0	0	0	0	0	0	0	0	9	13	0.00	0.000					
Tom Davey, R ERA: 2.31 (9, 1)	1.0		3	0	0	0	1	1	0	0	0	0	0	11	19	0.00	1.000					

AB	34
R	3
H	6
RBI	3
BB	2
SO	7
LOB	17



Batter	1	2	3	4	5	6	7	8	9	AB	R	H	RBI	BB	SO	LOB	BOTTOM					
Rickey Henderson, R OBP: 0.432, SLG: 0.515 (1, 7)										4	0	2	0	0	1	0	<p>Atlanta Braves @ San Diego Padres Qualcomm Stadium, San Diego, CA Wed May 09 2001, 10:05 PM EDT Att: 18,902 - Sunny - 68 F</p>					
Mark Kotsay, L OBP: 0.342, SLG: 0.366 (1, 8)										4	0	2	0	0	0	0						
Tony Gwynn, L OBP: 0.373, SLG: 0.417 (1, 9)										2	0	0	0	0	0	2						
Bubba Trammell, R OBP: 0.358, SLG: 0.489 (5, PH)										2	0	1	0	0	0	1						
Ryan Klesko, L OBP: 0.372, SLG: 0.429 (1, 3)										4	0	0	0	0	1	3						
Dave Magadan, L OBP: 0.375, SLG: 0.324 (1, 5)									3	0	0	0	0	1	0	0						
Alex Arias, R OBP: 0.326, SLG: 0.314 (7, 5)									0	0	0	0	1	0	0	0						
Ben Davis, S OBP: 0.467, SLG: 0.524 (1, 2)										4	0	2	0	0	1	0						
Damian Jackson, R OBP: 0.340, SLG: 0.374 (1, 4)										4	0	2	0	0	2	2						
Donaldo Mendez, R OBP: 0.250, SLG: 0.269 (1, 6)										2	0	0	0	0	0	3						
Santiago Perez, S OBP: 0.387, SLG: 0.260 (7, PH)										2	0	0	0	0	1	2						
Bobby Jones, R OBP: 0.133, SLG: 0.071 (1, 1)										2	0	0	0	0	1	0						
Mike Colangelo, R OBP: 0.333, SLG: 0.556 (7, PH)										1	0	0	0	0	0	0						
David Lee, R (8, 1)										0	0	0	0	0	0	0						
Tom Davey, R (9, 1)										0	0	0	0	0	0	0						
Wiki Gonzalez, R OBP: 0.283, SLG: 0.442 (9, PH)										1	0	0	0	0	1	2						
Inning Stats	R: 0 E: 0 K: 1 S: 7	H: 0 LOB: 0 BB: 0 P: 11	R: 0 E: 0 K: 0 S: 9	H: 2 LOB: 2 BB: 0 P: 14	R: 0 E: 0 K: 0 S: 9	H: 2 LOB: 0 BB: 0 P: 12	R: 0 E: 0 K: 1 S: 14	H: 1 LOB: 1 BB: 0 P: 24	R: 0 E: 0 K: 1 S: 9	H: 0 LOB: 0 BB: 0 P: 14	R: 0 E: 0 K: 1 S: 6	H: 0 LOB: 0 BB: 0 P: 11	R: 0 E: 0 K: 1 S: 9	H: 0 LOB: 0 BB: 0 P: 14	R: 0 E: 0 K: 1 S: 13	H: 1 LOB: 1 BB: 0 P: 19	R: 0 E: 0 K: 3 S: 12	H: 1 LOB: 2 BB: 1 P: 20	1B: 7 2B: 2 3B: 0 HR: 0	SF: 0 SAC: 0 DP: 0 HBP: 0	WP: 1 PB: 0 SB: 0 CS: 0	PA: 36
PITCHER	IP	WLS	BF	H	R	ER	SO	BB	IBB	HBP	BLK	WP	HR	S	P	ERA	WHIP					
John Burkett, R ERA: 3.02 (1, 1)	7.0		27	7	0	0	5	0	0	0	0	0	0	63	100	0.00	1.000					
Mike Remlinger, L ERA: 2.37 (8, 1)	1.0	H	4	1	0	0	1	0	0	0	0	0	0	13	19	0.00	1.000					
John Rocker, L ERA: 3.45 (9, 1)	1.0	S	5	1	0	0	3	1	0	0	0	1	0	12	20	0.00	2.000					



Batter	1	2	3	4	5	6	7	8	9	AB	R	H	RBI	BB	SO	LOB	TOP																
Rafael Furcal, S OBP: 0.270, SLG: 0.326	1-0 P6	0-1 G4-3		0-1 F8		0-0 B1		1-1 SH1-3		4	0	0	0	0	0	1	<p>Atlanta Braves @ San Diego Padres Qualcomm Stadium, San Diego, CA</p> <p>Thu May 10 2001, 5:05 PM EDT Att: 20,056 - Sunny - 66 F</p>																
Andruw Jones, R OBP: 0.346, SLG: 0.467	2-2 10 BB	4-1 2B		2-1 2B		4-2 10 BB		4-1 BB		2	1	2	1	3	0																		
10 Chipper Jones, S OBP: 0.440, SLG: 0.631 Jose Cabrera, R	0-1 1B	4-0 1B		1-3 3-H		4-1 FC6-4		1-3 K		3	1	1	1	2	2	3																	
B.J. Surhoff, L OBP: 0.306, SLG: 0.355 Mike Remlinger, L	0-1 1B	3-3 K				2-2 1B		0-0 FC6-4		4	1	2	0	0	1	4																	
Wes Helms, R OBP: 0.264, SLG: 0.490 Keith Lockhart, L OBP: 0.356, SLG: 0.325	1-3 1B	1-2 BB				1-2 1B		1-2 BB		0	0	0	0	1	0	0																	
Javy Lopez, R OBP: 0.284, SLG: 0.364	2-3 K			0-0 G5-3		0-2 L9		0-0 G5-3		5	0	0	0	0	2	4																	
Dave Martinez, L OBP: 0.429, SLG: 0.405	4-2 1B			2-3 K		1-2 1B		1-0 G6-4-3		4	1	3	0	1	1	0																	
Rico Brogna, L OBP: 0.316, SLG: 0.307	1-1 E9			0-3 K		2-0 F8		1-0 G6-4-3		5	0	1	2	0	2	5																	
Quilvio Veras, S OBP: 0.267, SLG: 0.319	1-1 G6-3			1-0 F8		2-0 F6		2-3 K		5	1	1	0	0	1	5																	
Tom Glavine, L Bernard Gilkey, R OBP: 0.444, SLG: 0.750		3-3 K		0-1 SH1-4		2-2 G5-3		1-2 SH1-3		2	0	0	0	0	1	0																	
Inning Stats	R: 4 E: 1 K: 1 S: 19	H: 4 LOB: 1 BB: 1 P: 30	R: 0 E: 0 K: 2 S: 10	H: 0 LOB: 2 BB: 2 P: 24	R: 0 E: 0 K: 2 S: 9	H: 0 LOB: 0 BB: 0 P: 11	R: 1 E: 0 K: 1 S: 10	H: 2 LOB: 1 BB: 0 P: 14	R: 0 E: 0 K: 0 S: 11	H: 0 LOB: 2 BB: 0 P: 18	R: 0 E: 0 K: 0 S: 3	H: 1 LOB: 0 BB: 0 P: 5	R: 0 E: 0 K: 2 S: 12	H: 1 LOB: 2 BB: 1 P: 21	R: 0 E: 0 K: 2 S: 13	H: 1 LOB: 2 BB: 1 P: 24	1B: 9 2B: 2 3B: 0 HR: 0	SF: 0 SAC: 2 DP: 1 HBP: 0	WP: 0 PB: 0 SB: 0 CS: 0	PA: 44													
PITCHER	IP WLS BF H R ER SO BB IBB HBP BLK WP HR S P ERA WHIP																																
Adam Eaton, R ERA: 6.05	5.0	26	8	5	4	6	3	0	0	0	0	0	0	59	97	7.20	2.200																
Rodney Myers, R ERA: 4.32	1.0	5	0	0	0	0	2	0	0	0	0	0	0	9	19	0.00	2.000																
Jay Witasick, R ERA: 1.29	1.2	7	2	0	0	1	1	0	0	0	0	0	0	12	22	0.00	1.800																
Trevor Hoffman, R ERA: 3.21	1.1	6	1	0	0	3	1	0	0	0	0	0	0	16	28	0.00	1.500																

Batter	1	2	3	4	5	6	7	8	9	AB	R	H	RBI	BB	SO	LOB	BOTTOM																	
Rickey Henderson, R OBP: 0.424, SLG: 0.493	0-0 F3		1-3 K			4-2 HR		3-2 F9		3	1	0	0	1	1	0	<p>Atlanta Braves @ San Diego Padres Qualcomm Stadium, San Diego, CA</p> <p>Thu May 10 2001, 5:05 PM EDT Att: 20,056 - Sunny - 66 F</p>																	
Mike Colangelo, R OBP: 0.394, SLG: 0.667	1-2 F7			0-0 G1-3		2-0 HR		1-1 BB		3	1	1	2	0	0																			
Dave Magadan, L OBP: 0.386, SLG: 0.368	1-1 G3			1-2 G6-3		3-2 HR		2-1 FC3-5		4	1	2	0	0	0																			
Bubba Trammell, R OBP: 0.382, SLG: 0.531		0-0 HR		3-2 1B		4-2 HR		4-2 FC5		2	2	2	1	2	0																			
Wiki Gonzalez, R OBP: 0.286, SLG: 0.500 Jay Witasick, R		0-1 G5-3		0-0 G5-3		1-0 HR		0-1 FC3-5		3	1	1	3	0	0	1																		
Trevor Hoffman, R						1-1 HR		1-2 FC5		0	0	0	0	0	0	0																		
Alex Arias, R OBP: 0.319, SLG: 0.289	3-1 G6-3			4-2 G3-6-3		0-0 F3		2-1 FC5		3	0	0	0	1	0	2																		
Damian Jackson, R OBP: 0.333, SLG: 0.366	1-3 K			2-2 G3-6-3		0-3 K		1-2 FC5		3	0	0	0	0	2	1																		
Donaldo Mendez, R OBP: 0.243, SLG: 0.261 Rodney Myers, R			2-2 P4		3-1 F7			3-3 K		2	0	0	0	0	0	0																		
Ben Davis, S OBP: 0.462, SLG: 0.518								1-3 K		1	0	0	0	0	1	0																		
Adam Eaton, R OBP: 0.267, SLG: 0.286 Santiago Perez, S OBP: 0.375, SLG: 0.250		1-3 K				1-3 K		3-3 K		1	0	0	0	0	1	0																		
Inning Stats	R: 0 E: 0 K: 0 S: 6	H: 0 LOB: 0 BB: 0 P: 8	R: 1 E: 0 K: 1 S: 9	H: 1 LOB: 0 BB: 0 P: 13	R: 0 E: 0 K: 2 S: 9	H: 0 LOB: 0 BB: 0 P: 13	R: 0 E: 0 K: 0 S: 8	H: 1 LOB: 1 BB: 0 P: 12	R: 0 E: 0 K: 0 S: 9	H: 0 LOB: 0 BB: 1 P: 18	R: 5 E: 0 K: 2 S: 21	H: 3 LOB: 0 BB: 2 P: 36	R: 0 E: 0 K: 2 S: 10	H: 0 LOB: 0 BB: 0 P: 19	R: 0 E: 0 K: 0 S: 11	H: 1 LOB: 2 BB: 1 P: 20	1B: 2 2B: 1 3B: 0 HR: 3	SF: 0 SAC: 0 DP: 1 HBP: 1	WP: 0 PB: 0 SB: 0 CS: 0	PA: 33														
PITCHER	IP WLS BF H R ER SO BB IBB HBP BLK WP HR S P ERA WHIP																																	
Tom Glavine, L ERA: 4.26	5.1	22	4	5	5	4	3	0	0	0	0	0	0	1	15	25	5.40	0.600																
Mike Remlinger, L ERA: 2.51	1.2	6	1	1	1	3	0	0	0	0	0	0	0	1	15	25	5.40	0.600																
Jose Cabrera, R ERA: 1.04	1.0	5	1	0	0	0	1	0	1	0	0	0	0	11	20	0.00	2.000																	



Batter	1	2	3	4	5	6	7	8	9	10	AB	R	H	RBI	BB	SO	LOB	TOP							
Luis Castillo, S OBP: 0.346, SLG: 0.295	(1,4) X 1-0 1B 2B	0-2 F8		1-2 G6-3			2-1 P6		1-0 G4-3		5	1	1	0	0	0	2								
Eric Owens, R OBP: 0.333, SLG: 0.372	(1,9) X 1-0 1B 2B		1-3 K		1-1 F8		2-1 G4-3		2-1 F9		5	1	1	0	0	1	0								
Cliff Floyd, L OBP: 0.404, SLG: 0.656	(1,7) X 1-3 1B K		1-0 HR		2-2 HR		1-0 F9			2-3 K	5	2	2	2	0	2	2								
Preston Wilson, R OBP: 0.367, SLG: 0.519	(1,8) X 0-0 2B		0-2 G1-3		0-0 1B		1-2 G1-3		3-1 1B		5	0	3	2	0	0	0								
Charles Johnson, R OBP: 0.363, SLG: 0.642	(1,2) X 2-H 3-H 4-2 B G5-4-3 BB		4-2 BB		2-3 K		0-0 1B		1-0 G5-4-3		3	1	1	0	2	1	2								
Derek Lee, R OBP: 0.264, SLG: 0.342	(1,3) X 1-1 G5-4-3		0-0 BB		0-1 G5-3		0-0 E6		1-2 2B		4	1	1	1	0	0	4								
Dave Berg, R OBP: 0.118, SLG: 0.273	(1,5) X 1-1 G5-3		1-1 G5-3		2-2 1B		2-3 K		0-0 F9		4	0	1	0	0	1	0								
Alex Gonzalez, R OBP: 0.370, SLG: 0.382	(1,6) X 2-3 K		0-0 K		0-0 FC6-4 1B		1-2 P3		3-3 K		4	0	0	0	0	2	1								
45 Chuck Smith, R Ryan MacFarlane, L Vladimir Nunez, R Kevin Miller, R Dan Miccili, R Braden Looper, R	(1,11) X 0-0 1B		1-0 1B		0-1 SH3-4		3-2 P5		2-3 K		1	0	1	0	0	0	0								
Inning Stats	R: 2 E: 0 K: 1 S: 14	H: 3 LOB: 1 BB: 1 P: 22	R: 0 E: 0 K: 1 S: 9	H: 1 LOB: 1 BB: 0 P: 13	R: 1 E: 0 K: 1 S: 12	H: 1 LOB: 1 BB: 1 P: 18	R: 0 E: 0 K: 0 S: 9	H: 0 LOB: 0 BB: 0 P: 12	R: 1 E: 0 K: 1 S: 11	H: 2 LOB: 0 BB: 0 P: 16	R: 0 E: 0 K: 0 S: 12	H: 0 LOB: 0 BB: 0 P: 18	R: 0 E: 0 K: 0 S: 5	H: 0 LOB: 0 BB: 0 P: 10	R: 2 E: 1 K: 1 S: 11	H: 2 LOB: 0 BB: 0 P: 15	R: 0 E: 0 K: 1 S: 7	H: 0 LOB: 0 BB: 0 P: 12	R: 0 E: 0 K: 1 S: 6	H: 1 LOB: 0 BB: 0 P: 12	1B: 7 2B: 2 3B: 0 HR: 2	SF: 0 SAC: 1 DP: 2 HBP: 0	WP: 0 PA: 41		
PITCHER	IP WLS BF H R ER SO BB IBB HBP BLK WP HR S P ERA WHIP	IP WLS BF H R ER SO BB IBB HBP BLK WP HR S P ERA WHIP	IP WLS BF H R ER SO BB IBB HBP BLK WP HR S P ERA WHIP	IP WLS BF H R ER SO BB IBB HBP BLK WP HR S P ERA WHIP	IP WLS BF H R ER SO BB IBB HBP BLK WP HR S P ERA WHIP	IP WLS BF H R ER SO BB IBB HBP BLK WP HR S P ERA WHIP	IP WLS BF H R ER SO BB IBB HBP BLK WP HR S P ERA WHIP	IP WLS BF H R ER SO BB IBB HBP BLK WP HR S P ERA WHIP	IP WLS BF H R ER SO BB IBB HBP BLK WP HR S P ERA WHIP	IP WLS BF H R ER SO BB IBB HBP BLK WP HR S P ERA WHIP	IP WLS BF H R ER SO BB IBB HBP BLK WP HR S P ERA WHIP	IP WLS BF H R ER SO BB IBB HBP BLK WP HR S P ERA WHIP	IP WLS BF H R ER SO BB IBB HBP BLK WP HR S P ERA WHIP	IP WLS BF H R ER SO BB IBB HBP BLK WP HR S P ERA WHIP	IP WLS BF H R ER SO BB IBB HBP BLK WP HR S P ERA WHIP	IP WLS BF H R ER SO BB IBB HBP BLK WP HR S P ERA WHIP	IP WLS BF H R ER SO BB IBB HBP BLK WP HR S P ERA WHIP	IP WLS BF H R ER SO BB IBB HBP BLK WP HR S P ERA WHIP	IP WLS BF H R ER SO BB IBB HBP BLK WP HR S P ERA WHIP	IP WLS BF H R ER SO BB IBB HBP BLK WP HR S P ERA WHIP	IP WLS BF H R ER SO BB IBB HBP BLK WP HR S P ERA WHIP	IP WLS BF H R ER SO BB IBB HBP BLK WP HR S P ERA WHIP	IP WLS BF H R ER SO BB IBB HBP BLK WP HR S P ERA WHIP	IP WLS BF H R ER SO BB IBB HBP BLK WP HR S P ERA WHIP	IP WLS BF H R ER SO BB IBB HBP BLK WP HR S P ERA WHIP

Florida Marlins @ San Diego Padres
Qualcomm Stadium, San Diego, CA
Fri May 11 2001, 10:05 PM EDT
Att: 24,357 - Cloudy - 66 F

AB	38
R	6
H	11
RBI	5
BB	2
SO	8
LOB	11




Batter	1	2	3	4	5	6	7	8	9	10	AB	R	H	RBI	BB	SO	LOB	BOTTOM							
Rickey Henderson, R OBP: 0.418, SLG: 0.474	(1,7) X 2-1 1B HR	4-2 2B BB		3-1 G6-3		2-1 1B		1-2 FC4-6		1-1 FC6	5	2	1	1	1	0	3								
Mark Kotsay, L OBP: 0.345, SLG: 0.382	(1,8) X 2-0 1B HR	0-0 2B		2-2 F7		0-3 K		1-0 G6-3		1-0 G6-3	5	1	2	2	0	1	1								
Ryan Klesko, L OBP: 0.360, SLG: 0.483	(1,3) X 3-2 1B HR	2-3 K		4-2 BB		1-2 HR		1-2 G4-3		2-2 F7	4	2	2	4	1	1	1								
Dave Magadan, L OBP: 0.368, SLG: 0.372	(1,5) X 0-1 1B		0-3 K		0-0 F8		0-2 G4-3		1-1 1B		5	0	2	0	0	1	1								
Ben Davis, S OBP: 0.450, SLG: 0.484	(1,2) X 2-3 K		4-1 G5-3 1B BB		3-1 F8		1-2 G3		1-2 FC4-6		4	0	0	0	1	1	2								
Bubba Trammell, R OBP: 0.374, SLG: 0.515	(1,9) X 2-2 G6-4-3		0-1 G5-3 1B		1-0 G5-3		1-0 P4		1-1 F7		5	0	1	0	0	0	1								
Damian Jackson, R OBP: 0.335, SLG: 0.358	(1,4) X 4-2 2B BB		0-0 G5-3		3-3 K		2-2 F8		4-2 1B BB FC6		3	2	0	0	2	1	2								
Donaldto Mendez, R OBP: 0.244, SLG: 0.250 Alex Arias, R OBP: 0.333, SLG: 0.289	(1,6) X 2-1 F9		4-0 IBB		1-1 F8		1-2 F8		4-1 FC6 1B BB		3	0	0	0	1	0	1								
Woody Williams, R Kevin Walker, L Tom Davey, R Phil Nevin, R Santiago Perez, S Trevor Hoffman, R Jay Witasick, R Mike Cotangelo, R	(1,11) X 0-3 K		0-3 K		2-2 G5-3		2-2 G5-3		1-1 FC6 1B		3	0	0	0	0	0	2	4							
Inning Stats	R: 3 E: 1 K: 1 S: 14	H: 3 LOB: 0 BB: 0 P: 25	R: 2 E: 0 K: 2 S: 14	H: 1 LOB: 1 BB: 2 P: 25	R: 0 E: 0 K: 2 S: 10	H: 1 LOB: 3 BB: 2 P: 21	R: 0 E: 0 K: 0 S: 12	H: 0 LOB: 0 BB: 0 P: 21	R: 0 E: 0 K: 1 S: 9	H: 0 LOB: 0 BB: 0 P: 16	R: 0 E: 0 K: 1 S: 12	H: 1 LOB: 1 BB: 0 P: 17	R: 1 E: 0 K: 0 S: 11	H: 1 LOB: 0 BB: 0 P: 14	R: 0 E: 0 K: 0 S: 13	H: 0 LOB: 1 BB: 1 P: 21	R: 0 E: 0 K: 0 S: 9	H: 1 LOB: 1 BB: 0 P: 14	R: 1 E: 0 K: 0 S: 11	H: 1 LOB: 3 BB: 2 P: 21	1B: 6 2B: 1 3B: 0 HR: 2	SF: 0 SAC: 0 DP: 0 HBP: 0	WP: 0 PA: 46		
PITCHER	IP WLS BF H R ER SO BB IBB HBP BLK WP HR S P ERA WHIP	IP WLS BF H R ER SO BB IBB HBP BLK WP HR S P ERA WHIP	IP WLS BF H R ER SO BB IBB HBP BLK WP HR S P ERA WHIP	IP WLS BF H R ER SO BB IBB HBP BLK WP HR S P ERA WHIP	IP WLS BF H R ER SO BB IBB HBP BLK WP HR S P ERA WHIP	IP WLS BF H R ER SO BB IBB HBP BLK WP HR S P ERA WHIP	IP WLS BF H R ER SO BB IBB HBP BLK WP HR S P ERA WHIP	IP WLS BF H R ER SO BB IBB HBP BLK WP HR S P ERA WHIP	IP WLS BF H R ER SO BB IBB HBP BLK WP HR S P ERA WHIP	IP WLS BF H R ER SO BB IBB HBP BLK WP HR S P ERA WHIP	IP WLS BF H R ER SO BB IBB HBP BLK WP HR S P ERA WHIP	IP WLS BF H R ER SO BB IBB HBP BLK WP HR S P ERA WHIP	IP WLS BF H R ER SO BB IBB HBP BLK WP HR S P ERA WHIP	IP WLS BF H R ER SO BB IBB HBP BLK WP HR S P ERA WHIP	IP WLS BF H R ER SO BB IBB HBP BLK WP HR S P ERA WHIP	IP WLS BF H R ER SO BB IBB HBP BLK WP HR S P ERA WHIP	IP WLS BF H R ER SO BB IBB HBP BLK WP HR S P ERA WHIP	IP WLS BF H R ER SO BB IBB HBP BLK WP HR S P ERA WHIP	IP WLS BF H R ER SO BB IBB HBP BLK WP HR S P ERA WHIP	IP WLS BF H R ER SO BB IBB HBP BLK WP HR S P ERA WHIP	IP WLS BF H R ER SO BB IBB HBP BLK WP HR S P ERA WHIP	IP WLS BF H R ER SO BB IBB HBP BLK WP HR S P ERA WHIP	IP WLS BF H R ER SO BB IBB HBP BLK WP HR S P ERA WHIP	IP WLS BF H R ER SO BB IBB HBP BLK WP HR S P ERA WHIP	IP WLS BF H R ER SO BB IBB HBP BLK WP HR S P ERA WHIP

Florida Marlins @ San Diego Padres
Qualcomm Stadium, San Diego, CA
Fri May 11 2001, 10:05 PM EDT
Att: 24,357 - Cloudy - 66 F

AB	38
R	7
H	9
RBI	7
BB	8
SO	7
LOB	16



Batter	1	2	3	4	5	6	7	8	9	AB	R	H	RBI	BB	SO	LOB	TOP											
Luis Castillo, S OBP: 0.342, SLG: 0.291 (1, 4)	E4 BB BB FC2	G4-3		G1-3			G6-4-3 1B		F7	5	0	1	0	0	0	2	Florida Marlins @ San Diego Padres Qualcomm Stadium, San Diego, CA Sat May 12 2001, 10:05 PM EDT Att: 41,811 - Cloudy - 66 F AB 34 R 3 H 7 RBI 2 BB 3 SO 7 LOB 20											
Eric Owens, R OBP: 0.338, SLG: 0.371 (1, 9)	FC2 BB BB		E6 1B 2B		FC3-6 1B		G6-4-3 1-2			3	1	1	0	1	0	1												
Cliff Floyd, L OBP: 0.400, SLG: 0.641 (1, 7)	FC2 1-2 2-3 BB		K		FC3-6 1B E		P6			3	1	0	0	1	1	2												
Preston Wilson, R OBP: 0.396, SLG: 0.525 (1, 8)	FC2 1-2 2-3 3-H		2B 1B		FC1-6 1B			CS 1B		4	1	3	0	0	0	3												
Charles Johnson, R OBP: 0.379, SLG: 0.637 (1, 2)	K		2B		FC1-6			F8		4	0	1	2	0	1	5												
Kevin Millar, R OBP: 0.220, SLG: 0.300 Dave Berg, R OBP: 0.118, SLG: 0.273 (8, 5)	F7		G1-3		F7			F8		4	0	0	0	0	0	6												
										0	0	0	0	0	0	0												
Derrek Lee, R OBP: 0.256, SLG: 0.331 (1, 3)		F8	K				K			4	0	0	0	0	3	1												
Alex Gonzalez, R OBP: 0.359, SLG: 0.368 (1, 6)		G1-3		G6-3		G5-3			F9	4	0	0	0	0	0	0												
A.J. Burnett, R OBP: 0.333, SLG: 0.400 (1, 1)				K						3	0	1	0	1	2	0												
Inning Stats	R: 0 E: 1 K: 1 S: 14	H: 0 LOB: 3 BB: 2 P: 26	R: 0 E: 0 K: 0 S: 7	H: 1 LOB: 1 BB: 0 P: 16	R: 2 E: 1 K: 2 S: 12	H: 2 LOB: 1 BB: 0 P: 17	R: 0 E: 0 K: 1 S: 6	H: 0 LOB: 0 BB: 0 P: 8	R: 1 E: 1 K: 0 S: 12	H: 2 LOB: 1 BB: 0 P: 16	R: 0 E: 0 K: 0 S: 11	H: 0 LOB: 0 BB: 0 P: 17	R: 0 E: 0 K: 0 S: 4	H: 1 LOB: 0 BB: 0 P: 4	R: 0 E: 0 K: 0 S: 5	H: 1 LOB: 0 BB: 0 P: 11		R: 0 E: 0 K: 1 S: 8	H: 0 LOB: 1 BB: 1 P: 15	1B: 5 2B: 2 3B: 0 HR: 0	SF: 0 SAC: 0 DP: 1 HBP: 0	WP: 0 PB: 0 SB: 0 CS: 1	PA: 37					
PITCHER	IP	WLS	BF	H	R	ER	SO	BB	IBB	HBP	BLK	WP	HR	S	P	ERA	WHIP											
Wascar Serrano, R ERA: 1.29 Rodney Myers, R ERA: 3.86	(1, 1)	7.0	L	30	6	3	1	6	2	0	0	0	0	0	66	104	1.29	1.143										
	(8, 1)	2.0		7	1	0	0	1	1	0	0	0	0	0	13	26	0.00	1.000										

Batter	1	2	3	4	5	6	7	8	9	AB	R	H	RBI	BB	SO	LOB	BOTTOM											
Rickey Henderson, R OBP: 0.411, SLG: 0.456 (1, 7)	K		WP S BB		G5-3		K			3	0	0	0	1	2	1	Florida Marlins @ San Diego Padres Qualcomm Stadium, San Diego, CA Sat May 12 2001, 10:05 PM EDT Att: 41,811 - Cloudy - 66 F AB 26 R 0 H 0 RBI 0 BB 9 SO 7 LOB 19											
Mark Kotsay, L OBP: 0.341, SLG: 0.367 (1, 8)	G1-3		WP BB		F8			G6-3		3	0	0	0	1	0	0												
Ryan Klesko, L OBP: 0.384, SLG: 0.475 (1, 3)			K		F7			F9 S BB		2	0	0	0	2	1	2												
Dave Magadan, L OBP: 0.377, SLG: 0.348 (1, 5)	G4-3		F8				F7			3	0	0	0	1	0	3												
Ben Davis, S OBP: 0.443, SLG: 0.478 (1, 2)		F7 BB BB		F8		L3		F9		3	0	0	0	1	0	2												
Bubba Trammell, R OBP: 0.378, SLG: 0.505 (1, 9)		G4-6-3 BB		HBP BB		G4-3		F3		2	0	0	0	2	0	2												
Damian Jackson, R OBP: 0.338, SLG: 0.355 Alex Arias, R OBP: 0.320, SLG: 0.275 (5, 4)	F7				G6-3			F9		1	0	0	0	0	0	2												
										2	0	0	0	0	0	0												
Donaldo Mendez, R OBP: 0.247, SLG: 0.243 Santiago Perez, S OBP: 0.369, SLG: 0.245 (9, PH)	G4-6-3		K				S BB		K	2	0	0	0	1	1	4												
										1	0	0	0	0	1	0												
Wascar Serrano, R (1, 1) Mike Colangelo, R (7, PH) Rodney Myers, R (8, 1) Phil Nevin, R (9, PH)			K		K		P6		P6	2	0	0	0	0	2	2												
										1	0	0	0	0	0	1												
										0	0	0	0	0	0	0												
										1	0	0	0	0	0	0												
Inning Stats	R: 0 E: 0 K: 1 S: 5	H: 0 LOB: 1 BB: 1 P: 11	R: 0 E: 0 K: 0 S: 7	H: 0 LOB: 2 BB: 2 P: 17	R: 0 E: 0 K: 2 S: 10	H: 0 LOB: 2 BB: 1 P: 21	R: 0 E: 0 K: 2 S: 4	H: 0 LOB: 0 BB: 0 P: 7	R: 0 E: 0 K: 0 S: 7	H: 0 LOB: 0 BB: 0 P: 12	R: 0 E: 0 K: 1 S: 5	H: 0 LOB: 1 BB: 1 P: 11	R: 0 E: 0 K: 0 S: 7	H: 0 LOB: 2 BB: 2 P: 18	R: 0 E: 0 K: 1 S: 8	H: 0 LOB: 0 BB: 0 P: 9	1B: 0 2B: 0 3B: 0 HR: 0	SF: 0 SAC: 0 DP: 1 HBP: 1	WP: 1 PB: 0 SB: 3 CS: 0	PA: 36								
PITCHER	IP	WLS	BF	H	R	ER	SO	BB	IBB	HBP	BLK	WP	HR	S	P	ERA	WHIP											
A.J. Burnett, R ERA: 0.6	(1, 1)	9.0	W	36	0	0	0	7	9	0	1	0	1	0	65	129	0.00	1.000										

Batter	1	2	3	4	5	6	7	8	9	AB	R	H	RBI	BB	SO	LOB	TOP					
Luis Castillo, S OBP: 0.337, SLG: 0.295	(1, 4) K		(1, 3) K			(0, 1) G6-3		(0, 0) E1 1B 3B	(0, 0) 2B	5	1	1	0	0	2	1	Florida Marlins @ San Diego Padres Qualcomm Stadium, San Diego, CA Sun May 13 2001, 5:00 PM EDT Att: 25,781 - Sunny - 70 F livebaseballscores.com AB 37 R 10 H 11 RBI 10 BB 1 SO 5 LOB 9					
Eric Owens, R OBP: 0.327, SLG: 0.359	(1, 9) G4-3			(0, 0) G6-3			(2, 1) F9	(1, 0) G5-3	(1, 1) G6-3	5	0	0	0	0	0	3						
Kevin Millar, R OBP: 0.294, SLG: 0.372	(1, 5) 2-1			(3, 2) F9			(1, 0) F7	(1, 1) 1B	(0, 0) G4-3	3	2	1	1	0	0	0						
Dan Miceli, R OBP: 0.077, SLG: 0.077	(8, 1) HR							(1, 2) 3B		0	0	0	0	0	0	0						
Antonio Alfonseca, R OBP: 0.077, SLG: 0.077	(9, 1) HR							(1, 2) 3B		1	0	0	0	0	0	1						
Preston Wilson, R OBP: 0.411, SLG: 0.545	(1, 8) 1-2			(0, 0) 2B				(0, 0) 3B		0	0	0	0	0	0	0						
Derrek Lee, R OBP: 0.255, SLG: 0.328	(1, 3) CS	(1, 0) G5-3			(0, 0) G5-3		(1, 2) 1B	(1, 3) K		4	1	1	0	0	1	3						
Lyle Mouton, R OBP: 0.408, SLG: 0.659	(7, 7) K			(1, 2) F8			(4, 0) HR	(1, 0) 1B		2	0	0	0	0	1	0						
Cliff Floyd, L OBP: 0.408, SLG: 0.659	(7, 7) K						(1, 2) HR	(1, 1) 3B		1	2	1	3	1	0	0						
Mike Redmond, R OBP: 0.389, SLG: 0.670	(7, 2) G5-3			(0, 1) F9			(1, 2) HR	(0, 0) 1B		2	0	0	0	0	0	0						
Charles Johnson, R OBP: 0.389, SLG: 0.670	(7, 2) G5-3						(1, 2) HR	(0, 0) 1B		2	1	2	5	0	0	0						
Alex Gonzalez, R OBP: 0.348, SLG: 0.356	(1, 6) P5			(2, 0) P3		(0, 0) F9		(0, 0) G6-3		4	0	0	0	0	0	1						
Brad Penny, R OBP: 0.105, SLG: 0.105	(1, 1) G6-3			(1, 2) F9						2	0	0	0	0	0	0						
Armando Almanza, L OBP: 0.500, SLG: 0.500	(7, 1) G6-3									0	0	0	0	0	0	0						
Ricky Bones, R OBP: 0.200, SLG: 0.200	(8, 5) PB									1	1	1	0	0	0	0						
Ryan McGuire, L OBP: 0.14, SLG: 0.265	(8, 5) 1B									1	0	0	0	0	1	0						
Inning Stats	R: 1 E: 0 K: 1 S: 15	H: 2 LOB: 0 BB: 0 P: 20	R: 0 E: 0 K: 1 S: 7	H: 0 LOB: 0 BB: 0 P: 9	R: 0 E: 0 K: 1 S: 7	H: 0 LOB: 0 BB: 0 P: 11	R: 0 E: 0 K: 0 S: 5	H: 1 LOB: 1 BB: 0 P: 8	R: 0 E: 0 K: 0 S: 8	H: 0 LOB: 0 BB: 0 P: 10	R: 0 E: 0 K: 0 S: 5	H: 0 LOB: 0 BB: 0 P: 5	R: 4 E: 0 K: 0 S: 13	H: 3 LOB: 0 BB: 1 P: 23	R: 5 E: 1 K: 1 S: 11	H: 4 LOB: 1 BB: 0 P: 15	R: 0 E: 0 K: 1 S: 7	H: 1 LOB: 1 BB: 0 P: 9	1B: 6 2B: 2 3B: 1 HR: 2	SF: 0 SAC: 0 DP: 0 HBP: 1	WP: 0 PB: 1 SB: 0 CS: 1	PA: 40
PITCHER	IP WLS BF H R ER SO BB IBB HBP BLK WP HR S P ERA WHIP																					
Kevin Jarvis, R ERA: 5.13	(1, 1) 6.2 23 5 3 3 3 0 0 0 0 0 1 55 76 4.05 0.750																					
Kevin Walker, L ERA: 3.72	(7, 1) 0.0 1 0 0 0 0 1 0 0 0 0 0 0 0 4 ∞ ∞																					
Jay Witasick, R ERA: 1.57	(7, 1) 1.0 L 9 4 7 2 1 0 0 0 1 0 0 1 14 19 18.00 4.000																					
Tom Davey, R ERA: 3.46	(8, 1) 0.1 2 1 0 0 0 0 0 0 0 0 0 0 2 2 0.00 3.000																					
Jose Nunez, L ERA: 11.88	(9, 1) 1.0 4 1 0 0 1 0 0 0 0 0 0 0 7 9 0.00 1.000																					

Batter	1	2	3	4	5	6	7	8	9	AB	R	H	RBI	BB	SO	LOB	BOTTOM						
Santiago Perez, S OBP: 0.357, SLG: 0.241	(1, 4) K2-3		(0, 0) G3		(2, 3) K		(0, 0) G1-3		(0, 1) DI 1B	5	0	1	0	0	2	0	Florida Marlins @ San Diego Padres Qualcomm Stadium, San Diego, CA Sun May 13 2001, 5:00 PM EDT Att: 25,781 - Sunny - 70 F livebaseballscores.com AB 31 R 4 H 7 RBI 4 BB 7 SO 7 LOB 16						
Mark Kotsay, L OBP: 0.365, SLG: 0.363	(1, 8) BB			(4, 1) 1B FC1-6	(4, 0) CS		(4, 0) BB		(0, 0) F9	1	1	0	0	4	0	1							
Ryan Klesko, L OBP: 0.391, SLG: 0.484	(1, 3) G4-6-3			(0, 0) FC1-6	(1, 0) CS	(1, 0) HR	(3, 2) P3		(1, 0) F7	4	1	2	0	1	0	2							
Bubba Trammell, R OBP: 0.382, SLG: 0.528	(1, 9) G4-6-3			(0, 2) FC1-6		(0, 1) HR	(4, 2) BB		(1, 2) BB	3	1	1	3	1	0	3							
Ben Davis, S OBP: 0.445, SLG: 0.479		(0, 0) F5		(1, 2) FC4-6		(1, 2) 3B	(3, 2) F7			4	1	2	0	0	0	2							
Mike Colangelo, R OBP: 0.357, SLG: 0.667	(1, 7) F7			(0, 0) FC4-6		(1, 0) 3B		(3, 2) F9		4	0	1	1	0	0	2							
Adam Riggs, R OBP: 0.200, SLG: 0.489	(1, 5) G6-3			(4, 1) BB		(0, 1) G4-3		(2, 3) K		3	0	0	0	1	1	1							
Donaldo Mendez, R OBP: 0.247, SLG: 0.234			(1, 2) G5-3	(1, 1) F9		(1, 0) G6-4-3		(1, 3) K		3	0	0	0	0	1	3							
Kevin Jarvis, L ERA: 4.15	(1, 1) K		(3, 3) K		(1, 3) K		(1, 1) G6-4-3		(0, 3) K	3	0	0	0	0	2	2							
Kevin Walker, L ERA: 3.72	(7, 1) K									0	0	0	0	0	0	0							
Jay Witasick, R ERA: 1.57	(7, 1) K									0	0	0	0	0	0	0							
Tom Davey, R ERA: 3.46	(8, 1) K									0	0	0	0	0	0	0							
Jose Nunez, L ERA: 11.88	(9, 1) K									0	0	0	0	0	0	0							
Wiki Gonzalez, R OBP: 0.200, SLG: 0.489	(9, 1) K									1	0	0	0	0	1	0							
Inning Stats	R: 0 E: 0 K: 1 S: 11	H: 0 LOB: 1 BB: 2 P: 21	R: 0 E: 0 K: 0 S: 6	H: 0 LOB: 0 BB: 0 P: 8	R: 0 E: 0 K: 1 S: 11	H: 0 LOB: 0 BB: 0 P: 15	R: 1 E: 0 K: 0 S: 12	H: 2 LOB: 3 BB: 2 P: 22	R: 0 E: 0 K: 2 S: 6	H: 0 LOB: 0 BB: 1 P: 14	R: 3 E: 0 K: 0 S: 11	H: 4 LOB: 1 BB: 0 P: 16	R: 0 E: 0 K: 0 S: 10	H: 0 LOB: 2 BB: 2 P: 24	R: 0 E: 0 K: 2 S: 11	H: 0 LOB: 0 BB: 0 P: 17		R: 0 E: 0 K: 1 S: 7	H: 1 LOB: 1 BB: 0 P: 8	1B: 4 2B: 1 3B: 1 HR: 1	SF: 0 SAC: 0 DP: 2 HBP: 1	WP: 0 PB: 0 SB: 0 CS: 1	PA: 40
PITCHER	IP WLS BF H R ER SO BB IBB HBP BLK WP HR S P ERA WHIP																						
Brad Penny, R ERA: 4.15	(1, 1) 6.0 27 6 4 4 4 5 0 0 0 0 0 1 57 96 6.00 1.833																						
Armando Almanza, L ERA: 2.08	(7, 1) 0.2 H 3 0 0 0 0 1 0 0 0 0 0 0 4 11 0.00 1.500																						
Ricky Bones, R ERA: 3.14	(7, 1) 0.1 H 2 0 0 0 0 1 0 0 0 0 0 0 6 13 0.00 3.000																						
Dan Miceli, R ERA: 5.79	(8, 1) 1.0 3 0 0 0 0 2 0 0 0 0 0 0 0 11 17 0.00 0.000																						
Antonio Alfonseca, R ERA: 2.87	(9, 1) 1.0 4 1 0 0 1 0 0 0 0 0 0 0 7 8 0.00 1.000																						

Batter	1	2	3	4	5	6	7	8	9	AB	R	H	RBI	BB	SO	LOB	TOP			
Rickey Henderson, R OBP: 0.394, SLG: 0.434 (1, 7)	F7		G4-3			G6-3			G4-3	4	0	0	0	0	0	0	San Diego Padres @ New York Mets Shea Stadium, Flushing, NY Tue May 15 2001, 7:10 PM EDT Att: 21,490 - Cloudy - 68 F			
Santiago Perez, S OBP: 0.347, SLG: 0.233 Mike Colangelo, R OBP: 0.367, SLG: 0.655 (1, 8) (3, 8)	F8		K			K			G1-3 1B	2	0	0	0	0	1	0				
Ryan Klesko, L OBP: 0.394, SLG: 0.488 (1, 3)	K				1B 2B				G1-3	3	0	1	0	1	1	1				
Phil Nevin, R OBP: 0.391, SLG: 0.632 (1, 5)					F4				K	4	0	1	0	0	2	3				
Ben Davis, S OBP: 0.443, SLG: 0.474 (1, 2)					F8					3	0	1	0	0	0	2				
Bubba Trammell, R OBP: 0.373, SLG: 0.514 (1, 9)					CS 1B					3	0	0	0	0	1	2				
Adam Riggs, R OBP: 0.329, SLG: 0.333 (1, 4)						G1-3				3	0	2	0	0	0	0				
Donaldo Mendez, R OBP: 0.239, SLG: 0.225 (1, 6)						G6-3			CS 1B	3	0	0	0	0	2	3				
Bobby Jones, R OBP: 0.118, SLG: 0.063 Wiki Gonzalez, R OBP: 0.275, SLG: 0.479 Kevin Walker, L David Lee, R (1, 1) (8, PH) (8, 1) (8, 1)					G1-6-3				F7	2	0	0	0	0	0	0				
						P5			F8	1	0	0	0	0	0	0				
Inning Stats	R: 0 E: 0 K: 1 S: 7	H: 0 LOB: 0 BB: 0 P: 9	R: 0 E: 0 K: 1 S: 15	H: 2 LOB: 2 BB: 0 P: 17	R: 0 E: 0 K: 1 S: 9	H: 0 LOB: 0 BB: 0 P: 13	R: 0 E: 0 K: 0 S: 12	H: 2 LOB: 0 BB: 0 P: 18	R: 0 E: 0 K: 1 S: 9	H: 0 LOB: 0 BB: 0 P: 13	R: 0 E: 0 K: 2 S: 13	H: 0 LOB: 1 BB: 1 P: 20	R: 0 E: 0 K: 0 S: 6	H: 1 LOB: 0 BB: 0 P: 8	R: 0 E: 0 K: 1 S: 13	H: 1 LOB: 1 BB: 0 P: 21	1B: 5 2B: 1 3B: 0 HR: 0	SF: 0 SAC: 0 DP: 0 HBP: 0	WP: 0 PB: 0 SB: 1 CS: 2	PA: 32
PITCHER	IP WLS BF H R ER SO BB IBB HBP BLK WP HR S P ERA WHIP	IP WLS BF H R ER SO BB IBB HBP BLK WP HR S P ERA WHIP	IP WLS BF H R ER SO BB IBB HBP BLK WP HR S P ERA WHIP	IP WLS BF H R ER SO BB IBB HBP BLK WP HR S P ERA WHIP	IP WLS BF H R ER SO BB IBB HBP BLK WP HR S P ERA WHIP	IP WLS BF H R ER SO BB IBB HBP BLK WP HR S P ERA WHIP	IP WLS BF H R ER SO BB IBB HBP BLK WP HR S P ERA WHIP	IP WLS BF H R ER SO BB IBB HBP BLK WP HR S P ERA WHIP	IP WLS BF H R ER SO BB IBB HBP BLK WP HR S P ERA WHIP	IP WLS BF H R ER SO BB IBB HBP BLK WP HR S P ERA WHIP	IP WLS BF H R ER SO BB IBB HBP BLK WP HR S P ERA WHIP	IP WLS BF H R ER SO BB IBB HBP BLK WP HR S P ERA WHIP	IP WLS BF H R ER SO BB IBB HBP BLK WP HR S P ERA WHIP	IP WLS BF H R ER SO BB IBB HBP BLK WP HR S P ERA WHIP	IP WLS BF H R ER SO BB IBB HBP BLK WP HR S P ERA WHIP	IP WLS BF H R ER SO BB IBB HBP BLK WP HR S P ERA WHIP	IP WLS BF H R ER SO BB IBB HBP BLK WP HR S P ERA WHIP			
Rick Reed, R ERA: 2.52 Armando Benitez, R ERA: 4.15 (1, 1) (9, 1)	8.0 W 27	1.0 S 4	1.0 S 4	1.0 S 4	1.0 S 4	1.0 S 4	1.0 S 4	1.0 S 4	1.0 S 4	1.0 S 4	1.0 S 4	1.0 S 4	1.0 S 4	1.0 S 4	1.0 S 4	1.0 S 4	1.0 S 4			

AB 30
R 0
H 6
RBI 0
BB 1
SO 8
LOB 11



Batter	1	2	3	4	5	6	7	8	9	AB	R	H	RBI	BB	SO	LOB	BOTTOM			
Timo Perez, L OBP: 0.288, SLG: 0.324 (1, 9)	B2-3		G4-3			K			G4-3	4	0	0	0	0	1	1	San Diego Padres @ New York Mets Shea Stadium, Flushing, NY Tue May 15 2001, 7:10 PM EDT Att: 21,490 - Cloudy - 68 F			
Desi Relaford, S OBP: 0.392, SLG: 0.565 (1, 4)			K							3	0	1	0	1	1	0				
31 Mike Piazza, R OBP: 0.365, SLG: 0.551 (1, 2)										4	0	0	0	0	1	2				
Todd Zeile, R OBP: 0.317, SLG: 0.333 (1, 3)										4	0	0	0	0	1	3				
Lenny Harris, L OBP: 0.174, SLG: 0.222 Robin Ventura, L OBP: 0.386, SLG: 0.453 (1, 5) (8, 5)										3	0	0	0	0	0	1				
Tsuyoshi Shinjo, R OBP: 0.337, SLG: 0.477 (1, 8)										0	0	0	0	0	0	0				
Darryl Hamilton, L OBP: 0.215, SLG: 0.207 (1, 7)										3	1	2	0	0	0	0				
Rey Ordonez, R OBP: 0.280, SLG: 0.331 (1, 6)										3	0	2	1	0	0	1				
Rick Reed, R OBP: 0.190, SLG: 0.150 Armando Benitez, R (1, 1) (9, 1)										3	0	0	0	0	1	3				
										0	0	0	0	0	0	0				
Inning Stats	R: 0 E: 0 K: 0 S: 10	H: 1 LOB: 1 BB: 0 P: 13	R: 0 E: 0 K: 0 S: 8	H: 1 LOB: 1 BB: 0 P: 12	R: 0 E: 0 K: 1 S: 7	H: 0 LOB: 0 BB: 0 P: 9	R: 0 E: 1 K: 1 S: 11	H: 0 LOB: 0 BB: 0 P: 16	R: 1 E: 0 K: 2 S: 13	H: 2 LOB: 1 BB: 0 P: 22	R: 0 E: 0 K: 0 S: 8	H: 0 LOB: 0 BB: 0 P: 13	R: 0 E: 0 K: 0 S: 13	H: 2 LOB: 2 BB: 0 P: 21	R: 0 E: 0 K: 1 S: 13	H: 0 LOB: 1 BB: 1 P: 19	1B: 5 2B: 1 3B: 0 HR: 0	SF: 0 SAC: 0 DP: 1 HBP: 0	WP: 0 PB: 0 SB: 1 CS: 0	PA: 31
PITCHER	IP WLS BF H R ER SO BB IBB HBP BLK WP HR S P ERA WHIP	IP WLS BF H R ER SO BB IBB HBP BLK WP HR S P ERA WHIP	IP WLS BF H R ER SO BB IBB HBP BLK WP HR S P ERA WHIP	IP WLS BF H R ER SO BB IBB HBP BLK WP HR S P ERA WHIP	IP WLS BF H R ER SO BB IBB HBP BLK WP HR S P ERA WHIP	IP WLS BF H R ER SO BB IBB HBP BLK WP HR S P ERA WHIP	IP WLS BF H R ER SO BB IBB HBP BLK WP HR S P ERA WHIP	IP WLS BF H R ER SO BB IBB HBP BLK WP HR S P ERA WHIP	IP WLS BF H R ER SO BB IBB HBP BLK WP HR S P ERA WHIP	IP WLS BF H R ER SO BB IBB HBP BLK WP HR S P ERA WHIP	IP WLS BF H R ER SO BB IBB HBP BLK WP HR S P ERA WHIP	IP WLS BF H R ER SO BB IBB HBP BLK WP HR S P ERA WHIP	IP WLS BF H R ER SO BB IBB HBP BLK WP HR S P ERA WHIP	IP WLS BF H R ER SO BB IBB HBP BLK WP HR S P ERA WHIP	IP WLS BF H R ER SO BB IBB HBP BLK WP HR S P ERA WHIP	IP WLS BF H R ER SO BB IBB HBP BLK WP HR S P ERA WHIP	IP WLS BF H R ER SO BB IBB HBP BLK WP HR S P ERA WHIP			
Bobby Jones, R ERA: 2.83 Kevin Walker, L ERA: 3.6 David Lee, R ERA: 2.84 (1, 1) (8, 1) (8, 1)	7.0 L 27	0.1 L 2	0.1 L 2	0.1 L 2	0.1 L 2	0.1 L 2	0.1 L 2	0.1 L 2	0.1 L 2	0.1 L 2	0.1 L 2	0.1 L 2	0.1 L 2	0.1 L 2	0.1 L 2	0.1 L 2	0.1 L 2			

AB 30
R 1
H 6
RBI 1
BB 1
SO 5
LOB 13



Batter	1	2	3	4	5	6	7	8	9	AB	R	H	RBI	BB	SO	LOB	TOP					
Rickey Henderson, R OBP: 0.394, SLG: 0.460										4	1	1	1	1	2	3						
Mike Colangelo, R OBP: 0.371, SLG: 0.594										3	0	0	0	2	3	0						
Ryan Klesko, L OBP: 0.400, SLG: 0.484										3	2	1	0	2	0	2						
Phil Nevin, R OBP: 0.398, SLG: 0.630										5	1	3	1	0	1	4						
Bubba Trammell, R OBP: 0.366, SLG: 0.509										5	1	1	2	0	1	5						
Ben Davis, S OBP: 0.441, SLG: 0.465										4	0	1	1	1	1	2						
Adam Riggs, R OBP: 0.333, SLG: 0.273										5	0	1	0	0	1	1						
Donaldo Mendez, R OBP: 0.237, SLG: 0.224										5	0	1	0	0	2	2						
Adam Eaton, R OBP: 0.263, SLG: 0.235										3	0	0	0	1	2	1						
Tom Davey, R OBP: 0.000, SLG: 0.000										0	0	0	0	0	0	0						
Trevor Hoffman, R OBP: 0.000, SLG: 0.000										0	0	0	0	0	0	0						
Inning Stats	R: 4 E: 0 K: 1 S: 15	H: 5 LOB: 1 BB: 0 P: 27	R: 0 E: 0 K: 1 S: 11	H: 0 LOB: 2 BB: 22	R: 0 E: 0 K: 1 S: 12	H: 2 LOB: 3 BB: 24	R: 0 E: 1 K: 2 S: 10	H: 1 LOB: 2 BB: 0 P: 14	R: 0 E: 0 K: 2 S: 8	H: 0 LOB: 0 BB: 0 P: 12	R: 0 E: 0 K: 1 S: 13	H: 0 LOB: 2 BB: 2 P: 24	R: 0 E: 1 K: 0 S: 10	H: 0 LOB: 1 BB: 0 P: 13	R: 1 E: 0 K: 3 S: 13	H: 1 LOB: 1 BB: 0 P: 24	R: 0 E: 0 K: 3 S: 10	H: 0 LOB: 0 BB: 0 P: 14	1B: 7 2B: 1 3B: 0 HR: 1	SF: 0 SAC: 0 DP: 0 HBP: 0	WP: 0 PB: 0 SB: 3 CS: 0	PA: 44
PITCHER	IP WLS BF H R ER SO BB IBB HBP BLK WP HR S P ERA WHIP																					
Glendon Rusch, L ERA: 5.82	(1, 1) 2.2 L 18 7 4 4 2 4 0 0 0 0 0 1 35 68 13.50 4.125																					
Jerrod Riggan, R ERA: 4.57	(3, 1) 2.1 11 1 0 0 5 2 0 0 0 0 0 0 25 43 0.00 1.286																					
Turk Wendell, R ERA: 2.18	(6, 1) 2.0 7 0 0 0 1 0 0 0 0 0 0 0 19 25 0.00 0.000																					
Dennis Cook, L ERA: 1.29	(8, 1) 1.0 5 1 1 1 2 1 0 0 0 0 0 0 13 24 9.00 2.000																					
Donne Wall, R ERA: 5.5	(9, 1) 1.0 3 0 0 0 3 0 0 0 0 0 0 0 10 14 0.00 0.000																					
Batter	1	2	3	4	5	6	7	8	9	AB	R	H	RBI	BB	SO	LOB	BOTTOM					
Darren Bragg, L OBP: 0.250, SLG: 0.500										4	0	1	0	0	2	0						
Edgardo Alfonzo, R OBP: 0.331, SLG: 0.473										3	1	1	0	1	0	1						
31 Mike Piazza, R OBP: 0.369, SLG: 0.549										4	1	2	0	0	1	2						
Robin Ventura, L OBP: 0.382, SLG: 0.445										4	0	1	1	0	1	3						
Todd Zeile, R OBP: 0.318, SLG: 0.328										2	0	0	0	1	0	3						
Dennis Cook, L OBP: 0.404, SLG: 0.565										0	0	0	0	0	0	0						
Donne Wall, R OBP: 0.000, SLG: 0.000										0	0	0	0	0	0	0						
Tsuyoshi Shinjo, R OBP: 0.323, SLG: 0.457										4	0	0	1	0	1	3						
Darryl Hamilton, L OBP: 0.217, SLG: 0.197										3	0	0	0	1	1	2						
Rey Ordonez, R OBP: 0.273, SLG: 0.322										3	0	0	0	0	0	1						
Timo Perez, L OBP: 0.284, SLG: 0.319										1	0	0	0	0	1	0						
Glendon Rusch, L ERA: 5.51	(1, 1) 7.1 W 32 5 2 2 7 3 0 0 1 0 0 0 79 123 2.46 1.091																					
Tom Davey, R ERA: 3.29	(8, 1) 0.2 H 1 0 0 0 1 0 0 0 0 0 0 0 4 5 0.00 0.000																					
Trevor Hoffman, R ERA: 2.81	(9, 1) 1.0 S 3 0 0 0 2 0 0 0 0 0 0 0 9 10 0.00 0.000																					
Inning Stats	R: 0 E: 1 K: 1 S: 14	H: 1 LOB: 2 BB: 0 P: 18	R: 0 E: 0 K: 1 S: 9	H: 0 LOB: 1 BB: 1 P: 14	R: 2 E: 0 K: 1 S: 14	H: 3 LOB: 2 BB: 1 P: 27	R: 0 E: 0 K: 2 S: 10	H: 0 LOB: 0 BB: 0 P: 13	R: 0 E: 0 K: 0 S: 7	H: 1 LOB: 1 BB: 0 P: 10	R: 0 E: 0 K: 1 S: 8	H: 0 LOB: 0 BB: 0 P: 14	R: 0 E: 0 K: 1 S: 11	H: 0 LOB: 1 BB: 1 P: 18	R: 0 E: 0 K: 1 S: 10	H: 0 LOB: 1 BB: 0 P: 14	R: 0 E: 0 K: 2 S: 9	H: 0 LOB: 0 BB: 0 P: 10	1B: 4 2B: 2 3B: 0 HR: 0	SF: 0 SAC: 0 DP: 1 HBP: 1	WP: 0 PB: 0 SB: 0 CS: 1	PA: 36
PITCHER	IP WLS BF H R ER SO BB IBB HBP BLK WP HR S P ERA WHIP																					
Adam Eaton, R ERA: 5.51	(1, 1) 0.2 H 1 0 0 0 1 0 0 0 0 0 0 0 4 5 0.00 0.000																					
Tom Davey, R ERA: 3.29	(8, 1) 1.0 S 3 0 0 0 2 0 0 0 0 0 0 0 9 10 0.00 0.000																					
Trevor Hoffman, R ERA: 2.81	(9, 1) 1.0 S 3 0 0 0 2 0 0 0 0 0 0 0 9 10 0.00 0.000																					

San Diego Padres @ New York Mets
Shea Stadium, Flushing, NY
Wed May 16 2001, 7:10 PM EDT
Att: 20,134 - Cloudy - 60 F

AB 37
R 5
H 9
RBI 5
BB 7
SO 13
LOB 20



San Diego Padres @ New York Mets
Shea Stadium, Flushing, NY
Wed May 16 2001, 7:10 PM EDT
Att: 20,134 - Cloudy - 60 F

AB 32
R 2
H 5
RBI 2
BB 3
SO 10
LOB 16



Batter	1	2	3	4	5	6	7	8	9	AB	R	H	RBI	BB	SO	LOB	TOP	
Rickey Henderson, R OBP: 0.402, SLG: 0.484 (1, 7)										3	1	1	0	1	0	0		
Mark Kotsay, L OBP: 0.330, SLG: 0.322 (1, 8)										4	0	0	0	0	1	2		
Ryan Klesko, L OBP: 0.412, SLG: 0.518 (1, 3)										3	0	1	1	1	0	1		
Phil Nevin, R OBP: 0.390, SLG: 0.611 (1, 5)										4	0	0	0	0	1	2		
Ben Davis, S OBP: 0.449, SLG: 0.472 (1, 2)										4	0	1	0	0	1	1		
Bubba Trammell, R OBP: 0.364, SLG: 0.528 (1, 9)										3	0	1	0	0	1	1		
Adam Riggs, R OBP: 0.333, SLG: 0.316 (1, 4)										3	0	1	0	0	0	0		
Donaldo Mendez, R OBP: 0.227, SLG: 0.213 (8, PH)										2	0	0	0	0	1	2		
Dave Magadan, L OBP: 0.375, SLG: 0.375 (8, 6)										1	0	0	0	0	0	0		
Kevin Jarvis, L OBP: 0.250, SLG: 0.300 (1, 1)										2	0	0	0	0	0	2		
Alex Arias, R OBP: 0.333, SLG: 0.364 (8, PH)										1	0	0	0	0	0	0		
Kevin Walker, L (8, 1)										0	0	0	0	0	0	0		
Inning Stats	R: 0 H: 1 E: 0 LOB: 0 K: 0 S: 5	H: 0 R: 1 ER: 0 SO: 3 BB: 0 IBB: 0 HBP: 0 BLK: 0 WP: 1 HR: 0 S: 65 P: 104 ERA: 1.12 WHIP: 0.750	R: 0 H: 0 E: 0 LOB: 0 K: 1 S: 9	H: 0 R: 1 ER: 0 SO: 2 BB: 0 IBB: 0 HBP: 0 BLK: 0 WP: 0 HR: 0 S: 8 P: 15 ERA: 0.00 WHIP: 1.000	R: 0 H: 0 E: 0 LOB: 1 K: 1 S: 7	H: 0 R: 0 ER: 0 SO: 12 BB: 0 IBB: 0 HBP: 0 BLK: 0 WP: 0 HR: 0 S: 20 P: 20	R: 0 H: 2 E: 0 LOB: 2 K: 0 S: 10	H: 0 R: 0 ER: 0 SO: 13 BB: 0 IBB: 0 HBP: 0 BLK: 0 WP: 0 HR: 0 S: 20 P: 20	R: 0 H: 0 E: 0 LOB: 0 K: 0 S: 9	H: 1 R: 0 ER: 0 SO: 8 BB: 0 IBB: 0 HBP: 0 BLK: 0 WP: 0 HR: 0 S: 8 P: 8	R: 0 H: 0 E: 0 LOB: 0 K: 0 S: 6	H: 0 R: 0 ER: 0 SO: 8 BB: 0 IBB: 0 HBP: 0 BLK: 0 WP: 0 HR: 0 S: 15 P: 15	1B: 5 2B: 0 3B: 0 HR: 0	SF: 0 SAC: 0 DP: 2 HBP: 0	WP: 1 PB: 0 SB: 1 CS: 0	PA: 32		
PITCHER	IP	WLS	BF	H	R	ER	SO	BB	IBB	HBP	BLK	WP	HR	S	P	ERA	WHIP	
Mike Thurman, R ERA: 5.68 (1, 1)	8.0	W	28	5	1	1	3	1	0	0	0	1	0	65	104	1.12	0.750	
Ugueth Urbina, R ERA: 4.05 (9, 1)	1.0	S	4	0	0	0	2	1	0	0	0	0	0	8	15	0.00	1.000	

San Diego Padres @ Montreal Expos
Olympic Stadium, Montreal, QB
Fri May 18 2001, 7:05 PM EDT
Att: 6,851 - Dome - 72 F

livebaseballscorecards.com

AB 30
R 1
H 5
RBI 1
BB 2
SO 5
LOB 11

Batter	1	2	3	4	5	6	7	8	9	AB	R	H	RBI	BB	SO	LOB	BOTTOM	
Orlando Cabrera, R OBP: 0.320, SLG: 0.465 (1, 6)										4	0	1	0	0	1	0		
Geoff Blum, S OBP: 0.330, SLG: 0.400 (8, FR)										4	1	2	0	0	1	1		
Curtis Pride, L OBP: 0.231, SLG: 0.240 (9, 7)										0	0	0	0	0	0	0		
Lee Stevens, L OBP: 0.293, SLG: 0.454 (1, 3)										3	0	0	0	1	2	3		
Vladimir Guerrero, R OBP: 0.365, SLG: 0.534 (1, 9)										4	1	2	1	0	0	2		
Jose Vidro, S OBP: 0.346, SLG: 0.491 (1, 4)										3	1	1	1	0	1	2		
Milton Bradley, S OBP: 0.312, SLG: 0.341 (1, 8)										3	0	1	1	0	1	1		
Ryan Minor, R OBP: 0.375, SLG: 0.750 (1, 5)										3	0	0	0	0	0	1		
Michael Barrett, R OBP: 0.266, SLG: 0.270 (1, 2)										3	0	0	0	0	0	0		
Mike Thurman, R OBP: 0.111, SLG: 0.059 (9, 1)										3	0	0	0	0	3	0		
Inning Stats	R: 3 H: 4 E: 0 LOB: 1 K: 0 S: 16	H: 0 R: 3 ER: 0 SO: 7 BB: 0 IBB: 0 HBP: 0 BLK: 0 WP: 0 HR: 0 S: 23 P: 27	R: 0 H: 0 E: 0 LOB: 0 K: 1 S: 5	H: 0 R: 0 ER: 0 SO: 17 BB: 1 IBB: 0 HBP: 0 BLK: 0 WP: 0 HR: 0 S: 17 P: 17	R: 0 H: 0 E: 0 LOB: 0 K: 0 S: 6	H: 0 R: 0 ER: 0 SO: 8 BB: 0 IBB: 0 HBP: 0 BLK: 0 WP: 0 HR: 0 S: 19 P: 19	R: 0 H: 1 E: 0 LOB: 1 K: 1 S: 11	H: 0 R: 0 ER: 0 SO: 14 BB: 0 IBB: 0 HBP: 0 BLK: 0 WP: 0 HR: 0 S: 13 P: 14	R: 0 H: 1 E: 0 LOB: 1 K: 2 S: 11	H: 1 R: 0 ER: 0 SO: 17 BB: 0 IBB: 0 HBP: 0 BLK: 0 WP: 0 HR: 0 S: 17 P: 17	1B: 1 2B: 7 3B: 0 HR: 0	SF: 0 SAC: 0 DP: 1 HBP: 0	WP: 0 PB: 0 SB: 1 CS: 0	PA: 31				
PITCHER	IP	WLS	BF	H	R	ER	SO	BB	IBB	HBP	BLK	WP	HR	S	P	ERA	WHIP	
Kevin Jarvis, R ERA: 4.97 (1, 1)	7.0	L	27	6	3	3	7	1	0	0	0	0	0	67	100	3.86	1.000	
Kevin Walker, L ERA: 3.27 (8, 1)	1.0		4	1	0	0	2	0	0	0	0	0	0	11	17	0.00	1.000	

San Diego Padres @ Montreal Expos
Olympic Stadium, Montreal, QB
Fri May 18 2001, 7:05 PM EDT
Att: 6,851 - Dome - 72 F

livebaseballscorecards.com

AB 30
R 3
H 7
RBI 3
BB 1
SO 9
LOB 10

Batter	1	2	3	4	5	6	7	8	9	AB	R	H	RBI	BB	SO	LOB	TOP				
Rickey Henderson, R OBP: 0.417, SLG: 0.505	0-0 1B HR	2-3 K			1-0 G5-3		4-2 1B HR BB		3-3 K	4	2	1	0	1	2	1					
Mark Kotsay, L OBP: 0.356, SLG: 0.404	2-1 1B HR		0-0 G4-3		2-1 L5		0-2 1B HR			4	2	2	0	0	0	0					
Ryan Klesko, L OBP: 0.416, SLG: 0.570	3-2 1B HR		0-0			4-1 1B BB	0-0 1B HR			3	3	3	6	1	0	0					
Phil Nevin, R OBP: 0.400, SLG: 0.638	3-2 G6-3		2-3 K			0-1 1B BB	0-3 K			4	0	1	0	0	2	1					
Ben Davis, S OBP: 0.430, SLG: 0.442	0-1 G3		2-3 K			1-2 F7		1-0 F7		4	0	0	0	0	1	3					
Bubba Trammell, R OBP: 0.377, SLG: 0.545	2-1 G5-3			2-2 P3		0-2 G1-6-3 1B		0-1 G6-3		4	0	1	1	0	0	0					
Adam Riggs, R OBP: 0.320, SLG: 0.304		0-2 G5-3 1B		0-2 G6-3		1-1 G1-6-3		1-3 K		4	0	1	0	0	1	2					
Trevor Hoffman, R (8, 1)										0	0	0	0	0	0	0					
Chris Gomez, R OBP: 0.246, SLG: 0.184	(1, 6) (8, 4)	1-0 G5-3		0-1 L9		2-0 K2 1B		3-3 K		4	0	1	0	0	1	1					
Adam Eaton, R OBP: 0.227, SLG: 0.200	(1, 1)		0-3 K		1-3 K			1-3 K		3	0	0	0	0	3	2					
Kevin Walker, L (7, 1)										0	0	0	0	0	0	0					
Tom Davey, R (7, 1)										0	0	0	0	0	0	0					
Donaldo Mendez, R OBP: 0.215, SLG: 0.202	(8, 6)									1	0	0	0	0	1	0					
Inning Stats	R: 3 E: 0 K: 0 S: 13	H: 3 LOB: 0 BB: 0 P: 23	R: 0 E: 0 K: 2 S: 11	H: 1 LOB: 1 BB: 0 P: 14	R: 0 E: 0 K: 2 S: 8	H: 1 LOB: 0 BB: 0 P: 12	R: 0 E: 0 K: 0 S: 8	H: 0 LOB: 0 BB: 0 P: 10	R: 0 E: 0 K: 1 S: 6	H: 2 LOB: 1 BB: 1 P: 17	R: 3 E: 0 K: 1 S: 15	H: 3 LOB: 0 BB: 1 P: 21	R: 0 E: 0 K: 1 S: 6	H: 0 LOB: 0 BB: 0 P: 8	R: 0 E: 0 K: 3 S: 11	H: 0 LOB: 0 BB: 0 P: 18	1B: 7 2B: 1 3B: 1 HR: 2	SF: 0 SAC: 0 DP: 2 HBP: 0	WP: 0 PB: 0 SB: 0 CS: 0	PA: 37	
PITCHER	IP WLS BF H R ER SO BB IBB HBP BLK WP HR S P ERA WHIP	IP WLS BF H R ER SO BB IBB HBP BLK WP HR S P ERA WHIP	IP WLS BF H R ER SO BB IBB HBP BLK WP HR S P ERA WHIP	IP WLS BF H R ER SO BB IBB HBP BLK WP HR S P ERA WHIP	IP WLS BF H R ER SO BB IBB HBP BLK WP HR S P ERA WHIP	IP WLS BF H R ER SO BB IBB HBP BLK WP HR S P ERA WHIP	IP WLS BF H R ER SO BB IBB HBP BLK WP HR S P ERA WHIP	IP WLS BF H R ER SO BB IBB HBP BLK WP HR S P ERA WHIP	IP WLS BF H R ER SO BB IBB HBP BLK WP HR S P ERA WHIP	IP WLS BF H R ER SO BB IBB HBP BLK WP HR S P ERA WHIP	IP WLS BF H R ER SO BB IBB HBP BLK WP HR S P ERA WHIP	IP WLS BF H R ER SO BB IBB HBP BLK WP HR S P ERA WHIP	IP WLS BF H R ER SO BB IBB HBP BLK WP HR S P ERA WHIP	IP WLS BF H R ER SO BB IBB HBP BLK WP HR S P ERA WHIP	IP WLS BF H R ER SO BB IBB HBP BLK WP HR S P ERA WHIP	IP WLS BF H R ER SO BB IBB HBP BLK WP HR S P ERA WHIP	IP WLS BF H R ER SO BB IBB HBP BLK WP HR S P ERA WHIP	IP WLS BF H R ER SO BB IBB HBP BLK WP HR S P ERA WHIP	IP WLS BF H R ER SO BB IBB HBP BLK WP HR S P ERA WHIP	IP WLS BF H R ER SO BB IBB HBP BLK WP HR S P ERA WHIP	IP WLS BF H R ER SO BB IBB HBP BLK WP HR S P ERA WHIP

San Diego Padres @ Houston Astros
Enron Field, Houston, TX
Mon May 21 2001, 8:05 PM EDT
Att: 28,119 - Cloudy - 84 F

AB 35
R 7
H 10
RBI 7
BB 2
SO 11
LOB 10



Batter	1	2	3	4	5	6	7	8	9	AB	R	H	RBI	BB	SO	LOB	BOTTOM				
Julio Lugo, R OBP: 0.327, SLG: 0.478	1-0 F8		2-2 F8	2-0 P6			0-1 F9		2-2 5 BB 1B	5	0	1	0	0	0	2					
Craig Biggio, R OBP: 0.398, SLG: 0.426	2-1 5 G1-4-3 1B		4-2 5 HR BB		0-0 17 1B		0-1 E1 17 3B		0-1 B1	4	2	2	0	1	0	1					
5 Jeff Bagwell, R OBP: 0.415, SLG: 0.577	2-2 G1-4-3 1-2		1-2 1H 2H 3H HR		2-3 K		3-3 K		4-2 17 G6-4-3 BB	4	1	1	4	1	2	3					
17 Lance Berkman, S OBP: 0.486, SLG: 0.680		3-3 K	0-0 1B 2B		0-2 1B		3-2 1H 3B		0-0 G6-4-3 1-2	5	1	3	1	0	1	2					
Moises Alou, R OBP: 0.445, SLG: 0.647	(1, 9)	2-1 F8	2-1 E 1B		1-0 F8		2-1 F8			4	0	1	1	0	0	3					
Richard Hidalgo, R OBP: 0.356, SLG: 0.549	(1, 7)	0-3 K	0-1 E6		0-1 L8					4	0	0	0	0	2	3					
Vinny Castilla, R OBP: 0.250, SLG: 0.364	(1, 5)						1-1 G5-3		2-1 F8	4	1	1	0	0	1	2					
Tony Eusebio, R OBP: 0.333, SLG: 0.447	(1, 2)		2-1 5 HR BB		2-3 K					4	1	2	0	0	2	0					
Brad Ausmus, R OBP: 0.298, SLG: 0.297	(8, PR) (9, 2)		1-2 5 HR 1B							0	0	0	0	0	0	0					
Shane Reynolds, R (1, 1)			0-3 K		1-3 K					3	0	0	0	0	3	2					
Jay Powell, R (7, 1)										0	0	0	0	0	0	0					
Daryle Ward, L OBP: 0.365, SLG: 0.571	(8, PH)									1	0	0	0	0	1	1					
Octavio Dotel, R OBP: 0.143, SLG: 0.143	(9, 1)									0	0	0	0	0	0	0					
Inning Stats	R: 0 E: 0 K: 0 S: 6	H: 1 LOB: 0 BB: 0 P: 11	R: 0 E: 0 K: 2 S: 9	H: 0 LOB: 0 BB: 0 P: 14	R: 5 E: 1 K: 2 S: 25	H: 5 LOB: 2 BB: 1 P: 38	R: 0 E: 0 K: 2 S: 7	H: 0 LOB: 0 BB: 0 P: 12	R: 0 E: 0 K: 2 S: 9	H: 0 LOB: 0 BB: 0 P: 12	R: 1 E: 1 K: 1 S: 14	H: 1 LOB: 1 BB: 0 P: 22	R: 0 E: 0 K: 2 S: 9	H: 1 LOB: 1 BB: 0 P: 13	R: 0 E: 0 K: 0 S: 8	H: 1 LOB: 1 BB: 1 P: 14	1B: 8 2B: 1 3B: 1 HR: 1	SF: 0 SAC: 0 DP: 2 HBP: 0	WP: 0 PB: 0 SB: 0 CS: 0	PA: 40	
PITCHER	IP WLS BF H R ER SO BB IBB HBP BLK WP HR S P ERA WHIP	IP WLS BF H R ER SO BB IBB HBP BLK WP HR S P ERA WHIP	IP WLS BF H R ER SO BB IBB HBP BLK WP HR S P ERA WHIP	IP WLS BF H R ER SO BB IBB HBP BLK WP HR S P ERA WHIP	IP WLS BF H R ER SO BB IBB HBP BLK WP HR S P ERA WHIP	IP WLS BF H R ER SO BB IBB HBP BLK WP HR S P ERA WHIP	IP WLS BF H R ER SO BB IBB HBP BLK WP HR S P ERA WHIP	IP WLS BF H R ER SO BB IBB HBP BLK WP HR S P ERA WHIP	IP WLS BF H R ER SO BB IBB HBP BLK WP HR S P ERA WHIP	IP WLS BF H R ER SO BB IBB HBP BLK WP HR S P ERA WHIP	IP WLS BF H R ER SO BB IBB HBP BLK WP HR S P ERA WHIP	IP WLS BF H R ER SO BB IBB HBP BLK WP HR S P ERA WHIP	IP WLS BF H R ER SO BB IBB HBP BLK WP HR S P ERA WHIP	IP WLS BF H R ER SO BB IBB HBP BLK WP HR S P ERA WHIP	IP WLS BF H R ER SO BB IBB HBP BLK WP HR S P ERA WHIP	IP WLS BF H R ER SO BB IBB HBP BLK WP HR S P ERA WHIP	IP WLS BF H R ER SO BB IBB HBP BLK WP HR S P ERA WHIP	IP WLS BF H R ER SO BB IBB HBP BLK WP HR S P ERA WHIP	IP WLS BF H R ER SO BB IBB HBP BLK WP HR S P ERA WHIP	IP WLS BF H R ER SO BB IBB HBP BLK WP HR S P ERA WHIP	IP WLS BF H R ER SO BB IBB HBP BLK WP HR S P ERA WHIP

San Diego Padres @ Houston Astros
Enron Field, Houston, TX
Mon May 21 2001, 8:05 PM EDT
Att: 28,119 - Cloudy - 84 F

AB 38
R 6
H 11
RBI 6
BB 2
SO 12
LOB 19



Batter	1	2	3	4	5	6	7	8	9	AB	R	H	RBI	BB	SO	LOB	TOP			
Rickey Henderson, R OBP: 0.417, SLG: 0.495	4-2 CS BB	1-2 FC6-4 1B			1-0 F8		2-3 K		1-3 K	4	0	1	1	1	2	1				
Mark Kotsay, L OBP: 0.355, SLG: 0.407	1-0 L9	0-0 FC6-4 1-2f			4-2 HR BB		0-0 G6-3		0-2 2B	4	1	1	0	1	0	4				
Ryan Klesko, L OBP: 0.426, SLG: 0.610	1-3 K 1-2		2-2 HR		0-0 HR			4-0 BB 1B BB	4-0 IBB	3	2	2	3	2	1	1				
Phil Nevin, R OBP: 0.400, SLG: 0.629		1-2 BB FC4-6 1B	0-3 K		1-3 K			1-1 BB 1B	0-2 G6-3	5	1	2	0	0	2	2				
Ben Davis, S OBP: 0.425, SLG: 0.431		4-0 FC4-6 1B BB	1-3 K		2-2 F7			1-0 F8		3	1	0	0	1	1	2				
Bubba Trammell, R OBP: 0.380, SLG: 0.537		4-1 FC4-6 1B BB	0-0 F7		1-1 F8			4-2 FC4-6 1B BB		2	0	0	0	2	0	0				
Adam Riggs, R Jay Witasick, R	1-1 FC4-6 1B		1-3 K		1-0 G4-3			1-3 K		4	1	0	1	0	2	5	AB 33			
Chris Gomez, R OBP: 0.246, SLG: 0.189	0-2 1B 1B		0-0 F8		2-1 F7			1-0 FC4-6 1-2f		4	0	1	1	0	0	3	R 6			
Woody Williams, R Donald Mendez, R	2-0 F9		1-3 K		0-0 G6-3 1B			1-0 G6-3		3	0	1	0	0	1	2	H 8			
										1	0	0	0	0	0	0	RBI 6			
																	BB 7			
																	SO 9			
																	LOB 20			
Inning Stats	R: 0 E: 0 K: 1 S: 6	H: 0 LOB: 0 BB: 1 P: 12	R: 3 E: 0 K: 0 S: 16	H: 3 LOB: 2 BB: 2 P: 29	R: 1 E: 0 K: 2 S: 11	H: 1 LOB: 0 BB: 0 P: 14	R: 0 E: 0 K: 2 S: 8	H: 0 LOB: 0 BB: 0 P: 10	R: 2 E: 0 K: 1 S: 11	H: 1 LOB: 0 BB: 1 P: 19	R: 0 E: 0 K: 1 S: 5	H: 1 LOB: 0 BB: 0 P: 7	R: 0 E: 0 K: 1 S: 9	H: 1 LOB: 3 BB: 2 P: 21	R: 0 E: 0 K: 1 S: 10	H: 1 LOB: 2 BB: 1 P: 16	1B: 5 2B: 1 3B: 0 HR: 2	SF: 0 SAC: 0 DP: 1 HBP: 0	WP: 0 PB: 0 SB: 0 CS: 1	PA: 40
PITCHER	IP	WLS	BF	H	R	ER	SO	BB	IBB	HBP	BLK	WP	HR	S	P	ERA	WHIP			
Scott Elarton, R ERA: 6.32	5.0	L	23	5	6	6	6	4	0	0	0	0	2	52	84	10.80	1.800			
Nelson Cruz, R ERA: 2.95	2.0		6	1	0	0	1	0	0	0	0	0	0	10	16	0.00	0.500			
44 Roy Oswalt, R ERA: 0.77	2.0		11	2	0	0	2	2	1	0	0	0	0	19	37	0.00	2.000			

San Diego Padres @ Houston Astros
Enron Field, Houston, TX
Tue May 22 2001, 8:05 PM EDT
Att: 31,094 - Sunny - 84 F

AB	33
R	6
H	8
RBI	6
BB	7
SO	9
LOB	20



Batter	1	2	3	4	5	6	7	8	9	AB	R	H	RBI	BB	SO	LOB	BOTTOM			
Julio Lugo, R OBP: 0.320, SLG: 0.466	1-0 F9		3-3 K		0-3 K			1-2 G5-3		4	0	0	0	0	2	1				
Craig Biggio, R OBP: 0.390, SLG: 0.416	0-1 G4-3			0-1 F8		0-0 F7		1-0 F8		4	0	0	0	0	0	0				
5 Jeff Bagwell, R OBP: 0.411, SLG: 0.569	3-3 K			3-3 K		1-1 F9		3-2 17 BB 1B		4	0	1	0	0	2	0				
17 Lance Berkman, S OBP: 0.492, SLG: 0.700		1-3 K		1-2 1B		1-1 HR		4-1 1B BB		3	1	2	1	1	1	0				
Moises Alou, R OBP: 0.439, SLG: 0.633		2-2 E5		0-1 F8		0-0 1B		0-1 F9		4	0	1	0	0	0	3				
Richard Hidalgo, R OBP: 0.356, SLG: 0.548		2-2 E5		0-1 1B SF9		0-2 L7			1-3 K	4	1	2	0	0	1	1				
Vinny Castilla, R OBP: 0.242, SLG: 0.352		0-0 FC5-2-6			0-0 F2		0-2 G4-3		0-2 F9	4	0	0	0	0	0	3	AB 33			
Brad Ausmus, R OBP: 0.268, SLG: 0.295				0-0 F8		3-2 1B		1-2 G6-3		4	0	1	0	0	0	0	R 2			
Scott Elarton, R OBP: 0.250, SLG: 0.118				0-3 K		1-0 SF9		1-3 K		1	0	0	0	0	1	0	H 7			
Orlando Merced, S OBP: 0.289, SLG: 0.500										0	0	0	1	0	0	0	RBI 2			
Neison Cruz, R										0	0	0	0	0	0	0	BB 1			
Charlie Hayes, R OBP: 0.231, SLG: 0.095										0	0	0	0	0	1	0	SO 8			
44 Roy Oswalt, R										0	0	0	0	0	0	0	LOB 8			
Inning Stats	R: 0 E: 0 K: 1 S: 6	H: 0 LOB: 0 BB: 0 P: 10	R: 0 E: 2 K: 1 S: 10	H: 1 LOB: 1 BB: 0 P: 15	R: 0 E: 0 K: 2 S: 8	H: 0 LOB: 0 BB: 0 P: 11	R: 0 E: 0 K: 1 S: 11	H: 1 LOB: 1 BB: 0 P: 15	R: 1 E: 0 K: 0 S: 9	H: 2 LOB: 1 BB: 0 P: 11	R: 0 E: 0 K: 1 S: 12	H: 0 LOB: 0 BB: 0 P: 14	R: 0 E: 0 K: 0 S: 11	H: 1 LOB: 2 BB: 1 P: 20	R: 0 E: 0 K: 1 S: 11	H: 0 LOB: 0 BB: 0 P: 14	1B: 6 2B: 1 3B: 0 HR: 1	SF: 1 SAC: 0 DP: 1 HBP: 0	WP: 0 PB: 0 SB: 0 CS: 0	PA: 35
PITCHER	IP	WLS	BF	H	R	ER	SO	BB	IBB	HBP	BLK	WP	HR	S	P	ERA	WHIP			
Woody Williams, R ERA: 4.55	7.2	W	31	7	2	2	7	1	0	0	0	0	0	75	108	2.35	1.043			
Jay Witasick, R ERA: 1.37	1.1	S	4	0	0	0	1	0	0	0	0	0	0	13	16	0.00	0.000			

San Diego Padres @ Houston Astros
Enron Field, Houston, TX
Tue May 22 2001, 8:05 PM EDT
Att: 31,094 - Sunny - 84 F

AB	33
R	2
H	7
RBI	2
BB	1
SO	8
LOB	8



Batter	1	2	3	4	5	6	7	8	9	AB	R	H	RBI	BB	SO	LOB	TOP						
Mike Colangelo, R (1, 7) OBP: 0.348, SLG: 0.513	F7		F2B BB	K			K		G6-3	4	1	0	0	1	2	3	San Diego Padres @ Houston Astros Enron Field, Houston, TX Wed May 23 2001, 4:05 PM EDT Att: 34,225 - Sunny - 82 F						
Mark Kotsay, L (1, 8) OBP: 0.375, SLG: 0.451	HR		E6 2B G6-3			CS 1B	2B 1B		1B	5	2	4	2	0	0	1							
Ryan Klesko, L (1, 3) OBP: 0.426, SLG: 0.616	G6-3		F8 2B 2B		P5		1B 2B		K	5	1	2	2	0	1	2							
Phil Nevin, R (1, 5) OBP: 0.390, SLG: 0.612	K		G6-3		G5-3		G5-3			4	0	0	1	0	1	5							
Bubba Trammell, R (1, 9) OBP: 0.377, SLG: 0.529		1B	F8 2B			K		F9		4	0	1	0	0	1	1							
Wiki Gonzalez, R (1, 2) OBP: 0.310, SLG: 0.500		L7	2B					F3		4	0	2	1	0	0	1							
Jay Witasick, R (8, 1)			2B			G3-6-1 1B				0	0	0	0	0	0	0							
Trevor Hoffman, R (9, 1)			2B							0	0	0	0	0	0	0							
Alex Arias, R (1, 4) OBP: 0.330, SLG: 0.333			G4-3			G3-6-1 1B		G6-3		4	0	0	0	0	1	3							
Donaldo Mendez, R (8, 6) OBP: 0.213, SLG: 0.200										0	0	0	0	0	0	0							
Chris Gomez, R (1, 6) OBP: 0.246, SLG: 0.193		F9			G5-3		G3-1		2B 1B	4	0	1	0	0	0	1							
Adam Riggs, R (9, PR) OBP: 0.276, SLG: 0.259										0	0	0	0	0	0	0							
Kevin Jarvis, L (1, 1) OBP: 0.273, SLG: 0.455										2	1	1	1	0	1	0							
Dave Magadan, L (7, PH) OBP: 0.390, SLG: 0.380										0	0	0	0	1	0	0							
Adam Eaton, R (7, PR) OBP: 0.227, SLG: 0.200										0	1	0	0	0	0	0							
Tom Davey, R (7, 1)										0	0	0	0	0	0	0							
Ben Davis, S (8, 2) OBP: 0.429, SLG: 0.444			HR				1B 2B BB		G6-3 1B 2B	1	1	1	0	0	0	0							
Inning Stats	R: 1 E: 0 K: 1 S: 10	H: 1 LOB: 0 BB: 0 P: 16	R: 0 E: 0 K: 1 S: 14	H: 1 LOB: 1 BB: 0 P: 22	R: 4 E: 1 K: 0 S: 16	H: 3 LOB: 1 BB: 1 P: 27	R: 0 E: 0 K: 2 S: 7	H: 0 LOB: 0 BB: 0 P: 9	R: 0 E: 0 K: 1 S: 9	H: 1 LOB: 0 BB: 0 P: 15	R: 0 E: 0 K: 1 S: 8	H: 1 LOB: 0 BB: 0 P: 13	R: 1 E: 0 K: 1 S: 15	H: 2 LOB: 3 BB: 1 P: 22	R: 0 E: 0 K: 0 S: 11	H: 0 LOB: 0 BB: 0 P: 12	R: 1 E: 0 K: 1 S: 9	H: 3 LOB: 1 BB: 0 P: 14	1B: 6 2B: 4 3B: 0 HR: 2	SF: 0 SAC: 0 DP: 1 HBP: 0	WP: 0 PB: 0 SB: 0 CS: 1	PA: 39	
PITCHER	IP WLS BF H R ER SO BB IBB HBP BLK WP HR S P ERA WHIP	IP WLS BF H R ER SO BB IBB HBP BLK WP HR S P ERA WHIP	IP WLS BF H R ER SO BB IBB HBP BLK WP HR S P ERA WHIP	IP WLS BF H R ER SO BB IBB HBP BLK WP HR S P ERA WHIP	IP WLS BF H R ER SO BB IBB HBP BLK WP HR S P ERA WHIP	IP WLS BF H R ER SO BB IBB HBP BLK WP HR S P ERA WHIP	IP WLS BF H R ER SO BB IBB HBP BLK WP HR S P ERA WHIP	IP WLS BF H R ER SO BB IBB HBP BLK WP HR S P ERA WHIP	IP WLS BF H R ER SO BB IBB HBP BLK WP HR S P ERA WHIP	IP WLS BF H R ER SO BB IBB HBP BLK WP HR S P ERA WHIP	IP WLS BF H R ER SO BB IBB HBP BLK WP HR S P ERA WHIP	IP WLS BF H R ER SO BB IBB HBP BLK WP HR S P ERA WHIP	IP WLS BF H R ER SO BB IBB HBP BLK WP HR S P ERA WHIP	IP WLS BF H R ER SO BB IBB HBP BLK WP HR S P ERA WHIP	IP WLS BF H R ER SO BB IBB HBP BLK WP HR S P ERA WHIP	IP WLS BF H R ER SO BB IBB HBP BLK WP HR S P ERA WHIP	IP WLS BF H R ER SO BB IBB HBP BLK WP HR S P ERA WHIP	IP WLS BF H R ER SO BB IBB HBP BLK WP HR S P ERA WHIP	IP WLS BF H R ER SO BB IBB HBP BLK WP HR S P ERA WHIP	IP WLS BF H R ER SO BB IBB HBP BLK WP HR S P ERA WHIP	IP WLS BF H R ER SO BB IBB HBP BLK WP HR S P ERA WHIP	IP WLS BF H R ER SO BB IBB HBP BLK WP HR S P ERA WHIP	IP WLS BF H R ER SO BB IBB HBP BLK WP HR S P ERA WHIP

AB 37
R 7
H 12
RBI 7
BB 2
SO 7
LOB 17



Batter	1	2	3	4	5	6	7	8	9	AB	R	H	RBI	BB	SO	LOB	BOTTOM						
Julio Lugo, R (1, 6) OBP: 0.317, SLG: 0.458	P4		F9		2B 1B		G6-3	F9		5	1	1	0	0	0	3	San Diego Padres @ Houston Astros Enron Field, Houston, TX Wed May 23 2001, 4:05 PM EDT Att: 34,225 - Sunny - 82 F						
Craig Biggio, R (1, 4) OBP: 0.395, SLG: 0.433	F8			2B 2B	1H 2B		G5-3		F9 17 BB 1B	5	1	3	1	0	0	0							
5 Jeff Bagwell, R (1, 3) OBP: 0.411, SLG: 0.579	HR			P4	4-1 BB			G6-3	F8	4	1	1	1	1	0	2							
17 Lance Berkman, S (1, 8) OBP: 0.495, SLG: 0.691				2B BB						2	2	0	0	3	1	2							
Glen Barker, S (9, PR) OBP: 0.222, SLG: 0.133	K			2B BB				1B BB	1-2 BB	0	0	0	0	0	0	0							
Moises Alou, R (1, 9) OBP: 0.438, SLG: 0.632		F9		G6-3 1H 2H 2B			F7		F9	5	1	2	2	0	0	2							
Richard Hidalgo, R (1, 7) OBP: 0.355, SLG: 0.536		G5-3		G6-3			G1-3		K	5	0	1	1	0	1	3							
Vinny Castilla, R (1, 5) OBP: 0.258, SLG: 0.368				L7				WP 1B		3	0	2	1	1	0	1							
Brad Ausmus, R (1, 2) OBP: 0.260, SLG: 0.287		CS		G5-3			F9	F9	F5	4	0	0	0	0	0	3							
Kent Bottenfield, R (1, 1) ERA: 5.07				G5-3			P3			0	0	0	0	0	0	0							
Charlie Hays, R (3, PH) ERA: 3.54										1	0	0	0	0	0	0							
Octavio Dotel, R (4, 1) ERA: 4.14										0	0	0	0	0	0	0							
Jay Powell, R (7, 1) ERA: 4.63										0	0	0	0	0	0	0							
Michael Jackson, R (8, 1) ERA: 3.43										0	0	0	0	0	0	0							
Billy Wagner, L (9, 1) ERA: 3.38										0	0	0	0	1	0	0							
Inning Stats	R: 1 E: 0 K: 1 S: 15	H: 1 LOB: 0 BB: 0 P: 20	R: 0 E: 0 K: 0 S: 9	H: 0 LOB: 0 BB: 1 P: 17	R: 0 E: 0 K: 0 S: 5	H: 0 LOB: 0 BB: 0 P: 10	R: 2 E: 0 K: 0 S: 10	H: 2 LOB: 1 BB: 1 P: 16	R: 1 E: 0 K: 0 S: 10	H: 2 LOB: 2 BB: 1 P: 16	R: 0 E: 0 K: 0 S: 11	H: 1 LOB: 0 BB: 0 P: 15	R: 0 E: 0 K: 0 S: 7	H: 0 LOB: 0 BB: 0 P: 11	R: 2 E: 0 K: 0 S: 20	H: 3 LOB: 3 BB: 2 P: 36	R: 0 E: 0 K: 1 S: 11	H: 1 LOB: 2 BB: 1 P: 19	1B: 5 2B: 4 3B: 0 HR: 1	SF: 0 SAC: 0 DP: 0 HBP: 0	WP: 1 PB: 0 SB: 0 CS: 1	PA: 43	
PITCHER	IP WLS BF H R ER SO BB IBB HBP BLK WP HR S P ERA WHIP	IP WLS BF H R ER SO BB IBB HBP BLK WP HR S P ERA WHIP	IP WLS BF H R ER SO BB IBB HBP BLK WP HR S P ERA WHIP	IP WLS BF H R ER SO BB IBB HBP BLK WP HR S P ERA WHIP	IP WLS BF H R ER SO BB IBB HBP BLK WP HR S P ERA WHIP	IP WLS BF H R ER SO BB IBB HBP BLK WP HR S P ERA WHIP	IP WLS BF H R ER SO BB IBB HBP BLK WP HR S P ERA WHIP	IP WLS BF H R ER SO BB IBB HBP BLK WP HR S P ERA WHIP	IP WLS BF H R ER SO BB IBB HBP BLK WP HR S P ERA WHIP	IP WLS BF H R ER SO BB IBB HBP BLK WP HR S P ERA WHIP	IP WLS BF H R ER SO BB IBB HBP BLK WP HR S P ERA WHIP	IP WLS BF H R ER SO BB IBB HBP BLK WP HR S P ERA WHIP	IP WLS BF H R ER SO BB IBB HBP BLK WP HR S P ERA WHIP	IP WLS BF H R ER SO BB IBB HBP BLK WP HR S P ERA WHIP	IP WLS BF H R ER SO BB IBB HBP BLK WP HR S P ERA WHIP	IP WLS BF H R ER SO BB IBB HBP BLK WP HR S P ERA WHIP	IP WLS BF H R ER SO BB IBB HBP BLK WP HR S P ERA WHIP	IP WLS BF H R ER SO BB IBB HBP BLK WP HR S P ERA WHIP	IP WLS BF H R ER SO BB IBB HBP BLK WP HR S P ERA WHIP	IP WLS BF H R ER SO BB IBB HBP BLK WP HR S P ERA WHIP	IP WLS BF H R ER SO BB IBB HBP BLK WP HR S P ERA WHIP	IP WLS BF H R ER SO BB IBB HBP BLK WP HR S P ERA WHIP	IP WLS BF H R ER SO BB IBB HBP BLK WP HR S P ERA WHIP

AB 36
R 6
H 10
RBI 6
BB 6
SO 2
LOB 16



Batter	1	2	3	4	5	6	7	8	9	AB	R	H	RBI	BB	SO	LOB	TOP			
Tony Womack, L (1, 6) OBP: 0.299, SLG: 0.325										4	1	2	0	0	0	0	Arizona Diamondbacks @ San Diego Padres Qualcomm Stadium, San Diego, CA Thu May 24 2001, 5:05 PM EDT Att: 19,450 - Cloudy - 71 F			
Jay Bell, R (1, 4) OBP: 0.352, SLG: 0.436										3	0	0	1	0	0	1				
Luis Gonzalez, L (1, 7) OBP: 0.435, SLG: 0.733										3	0	1	0	1	1	0				
Greg Colbrunn, R (1, 5) OBP: 0.320, SLG: 0.422										2	0	1	0	1	0	0				
Erubiel Durazo, L (8, PH) OBP: 0.350, SLG: 0.727										1	0	0	0	0	0	1				
Juan Sosa, R (8, 5)										0	0	0	0	0	0	0				
Mark Grace, L (1, 3) OBP: 0.410, SLG: 0.521										2	0	1	0	2	0	0				
Reggie Sanders, R (1, 9) OBP: 0.336, SLG: 0.612										4	0	1	0	0	1	5				
Steve Finley, L (1, 8) OBP: 0.313, SLG: 0.316										3	0	0	0	0	1	7				
Greg Swindell, L (8, 1)										0	0	0	0	0	0	0				
Craig Counsell, L (9, PH) OBP: 0.330, SLG: 0.321										1	0	0	0	0	0	0				
Rod Barajas, R (1, 2) OBP: 0.250, SLG: 0.435										3	0	0	0	0	0	1				
David Dellucci, L (9, PH) OBP: 0.473, SLG: 0.717										1	0	1	0	0	0	0				
Miguel Batista, R (1, 1)										2	0	0	0	0	1	0				
Troy Brohawn, L (5, 1)										0	0	0	0	0	0	0				
Danny Bautista, R (6, 8) OBP: 0.269, SLG: 0.373										2	0	0	0	0	0	1				
Geraldo Guzman, R (6, 1)										0	0	0	0	0	0	0				
Inning Stats	R: 1 E: 0 K: 0 S: 6	H: 1 LOB: 0 BB: 0 P: 12	R: 0 E: 0 K: 0 S: 7	H: 1 LOB: 1 BB: 1 P: 12	R: 0 E: 0 K: 1 S: 6	H: 0 LOB: 0 BB: 0 P: 8	R: 0 E: 0 K: 1 S: 12	H: 0 LOB: 2 BB: 2 P: 24	R: 0 E: 0 K: 2 S: 18	H: 3 LOB: 3 BB: 0 P: 24	R: 0 E: 0 K: 0 S: 8	H: 1 LOB: 1 BB: 0 P: 15	R: 0 E: 0 K: 0 S: 9	H: 0 LOB: 0 BB: 1 P: 17	R: 0 E: 0 K: 0 S: 7	H: 1 LOB: 1 BB: 0 P: 11	1B: 6 2B: 0 3B: 1 HR: 0	SF: 1 SAC: 0 DP: 2 HBP: 0	WP: 1 PB: 0 SB: 0 CS: 0	PA: 36
PITCHER	IP WLS BF H R ER SO BB IBB HBP BLK WP HR S P ERA WHIP																			
Wascar Serrano, R (1, 1) ERA: 2.84	7.0 W 29 6 1 1 4 3 0 0 0 0 1 0 63 108 1.29 1.286																			
Jimmy Osting, L (8, 1) ERA:	0.0 1 0 0 0 0 1 0 0 0 0 0 0 2 6 ∞ ∞																			
Tom Davey, R (8, 1) ERA: 3.71	1.0 H 2 0 0 0 0 0 0 0 0 0 0 0 7 11 0.00 0.000																			
Trevor Hoffman, R (9, 1) ERA: 2.21	1.0 S 4 1 0 0 0 0 0 0 0 0 0 0 7 11 0.00 1.000																			

Batter	1	2	3	4	5	6	7	8	9	AB	R	H	RBI	BB	SO	LOB	BOTTOM			
Rickey Henderson, R (1, 7) OBP: 0.419, SLG: 0.491										3	0	1	0	1	1	1	Arizona Diamondbacks @ San Diego Padres Qualcomm Stadium, San Diego, CA Thu May 24 2001, 5:05 PM EDT Att: 19,450 - Cloudy - 71 F			
Mark Kotsay, L (1, 8) OBP: 0.394, SLG: 0.436										4	0	0	0	0	3					
Ryan Klesko, L (1, 3) OBP: 0.432, SLG: 0.613										1	2	0	0	3	1	0				
Phil Nevin, R (1, 5) OBP: 0.393, SLG: 0.609										4	1	2	0	0	2	2				
Ben Davis, S (1, 2) OBP: 0.424, SLG: 0.438										4	0	1	1	0	1	2				
Bubba Trammell, R (1, 9) OBP: 0.370, SLG: 0.517										3	0	0	0	0	0	1				
Adam Riggs, R (1, 4) OBP: 0.250, SLG: 0.233										3	0	0	0	0	0	1				
Donaldo Mendez, R (7, 6) OBP: 0.213, SLG: 0.200										0	0	0	0	0	0	0				
Chris Gomez, R (1, 6) OBP: 0.250, SLG: 0.200										3	0	1	0	0	0	0				
Wascar Serrano, R (1, 1) OBP: 0.200, SLG: 0.200										1	0	0	0	0	0	0				
Dave Magadan, L (7, PH) OBP: 0.383, SLG: 0.373										1	0	0	0	0	0	0				
Jimmy Osting, R (8, 1)										0	0	0	0	0	0	0				
Tom Davey, R (8, 1)										0	0	0	0	0	0	0				
Trevor Hoffman, R (9, 1)										0	0	0	0	0	0	0				
Inning Stats	R: 0 E: 0 K: 1 S: 13	H: 1 LOB: 1 BB: 1 P: 22	R: 0 E: 0 K: 0 S: 7	H: 0 LOB: 0 BB: 0 P: 12	R: 0 E: 0 K: 0 S: 11	H: 0 LOB: 1 BB: 1 P: 20	R: 1 E: 1 K: 1 S: 13	H: 0 LOB: 1 BB: 1 P: 23	R: 0 E: 0 K: 0 S: 16	H: 1 LOB: 1 BB: 0 P: 23	R: 2 E: 1 K: 0 S: 9	H: 2 LOB: 0 BB: 1 P: 14	R: 0 E: 0 K: 2 S: 6	H: 0 LOB: 0 BB: 0 P: 10	R: 0 E: 0 K: 2 S: 9	H: 1 LOB: 1 BB: 0 P: 11	1B: 5 2B: 0 3B: 0 HR: 0	SF: 0 SAC: 1 DP: 2 HBP: 0	WP: 0 PB: 0 SB: 3 CS: 0	PA: 32
PITCHER	IP WLS BF H R ER SO BB IBB HBP BLK WP HR S P ERA WHIP																			
Miguel Batista, R (1, 1) ERA: 3.86	4.2 L 19 2 1 0 3 3 0 0 0 0 0 0 7 14 27.00 3.000																			
Troy Brohawn, L (5, 1) ERA: 5.29	0.1 2 0 1 1 0 1 0 0 0 0 0 0 7 14 27.00 3.000																			
Geraldo Guzman, R (6, 1) ERA:	2.0 7 2 1 0 0 0 0 0 0 0 0 0 13 18 0.00 1.000																			
Greg Swindell, L (8, 1) ERA: 3.94	1.0 4 1 0 0 2 0 0 0 0 0 0 0 9 11 0.00 1.000																			

Batter	1	2	3	4	5	6	7	8	9	AB	R	H	RBI	BB	SO	LOB	TOP										
Tony Womack , L (1, 6) OBP: 0.297, SLG: 0.321										5	1	1	0	0	0	3	Arizona Diamondbacks @ San Diego Padres Qualcomm Stadium, San Diego, CA Fri May 25 2001, 10:05 PM EDT Att: 29,965 - Cloudy - 68 F										
Jay Bell , R (1, 4) OBP: 0.348, SLG: 0.425										4	1	0	0	1	1	2											
Luis Gonzalez , L (1, 7) OBP: 0.434, SLG: 0.722										4	2	1	0	1	1	3											
Greg Colbrunn , R (1, 5) OBP: 0.327, SLG: 0.440										5	1	2	2	0	0	2											
Craig Counsell , L (9, PR) OBP: 0.330, SLG: 0.321										0	0	0	0	0	0	0											
Mark Grace , L (1, 3) OBP: 0.421, SLG: 0.547										4	1	3	3	1	0	0											
Reggie Sanders , R (1, 9) OBP: 0.325, SLG: 0.590										5	1	0	0	0	1	6											
David Dellucci , L (1, 8) OBP: 0.450, SLG: 0.686										5	0	1	1	0	1	5											
Damian Miller , R (1, 2) OBP: 0.293, SLG: 0.297										4	0	2	0	0	0	3											
Robert Ellis , R (1, 1) OBP: 0.133, SLG: 0.071										1	0	1	0	0	0	0											
Juan Sosa , R (3, PR) OBP: 0.366, SLG: 0.534										1	0	0	0	0	1	2											
Erik Sabel , R (3, 1) OBP: 0.366, SLG: 0.534										0	0	0	0	0	0	0											
Steve Finley , L (6, PH) OBP: 0.366, SLG: 0.534										1	0	0	0	0	0	1											
Troy Brohawn , L (6, 1) OBP: 0.366, SLG: 0.534										0	0	0	0	0	0	0											
Erubiel Durazo , L (6, PH) OBP: 0.366, SLG: 0.534										1	0	0	0	0	0	1											
Byung-Hyun Kim , R (8, 1) OBP: 0.366, SLG: 0.534										0	0	0	0	0	0	0											
Bret Prinz , R (9, 1) OBP: 0.366, SLG: 0.534										0	0	0	0	0	0	0											
Inning Stats	R: 0 E: 1 K: 1 S: 18	H: 1 LOB: 1 BB: 0 P: 24	R: 0 E: 0 K: 0 S: 6	H: 1 LOB: 1 BB: 0 P: 6	R: 6 E: 3 K: 1 S: 19	H: 3 LOB: 2 BB: 1 P: 31	R: 0 E: 0 K: 0 S: 3	H: 0 LOB: 0 BB: 0 P: 6	R: 0 E: 0 K: 0 S: 10	H: 0 LOB: 0 BB: 0 P: 12	R: 0 E: 1 K: 0 S: 12	H: 1 LOB: 1 BB: 0 P: 19	R: 1 E: 0 K: 2 S: 17	H: 2 LOB: 2 BB: 1 P: 25	R: 0 E: 0 K: 1 S: 12	H: 1 LOB: 2 BB: 0 P: 16	R: 0 E: 0 K: 0 S: 9	H: 2 LOB: 1 BB: 0 P: 17	1B: 8 2B: 2 3B: 0 HR: 1	SF: 0 SAC: 0 DP: 1 HBP: 0	WP: 0 PB: 0 SB: 2 CS: 0	PA: 43					
PITCHER	IP	WLS	BF	H	R	ER	SO	BB	IBB	HBP	BLK	WP	HR	S	P	ERA	WHIP										
Bobby Jones , R (1, 1) ERA: 2.67	6.1	L	31	8	7	1	2	0	1	0	0	0	1	76	106	1.42	1.263										
Jose Nunez , L (7, 1) ERA: 10.8	0.2		3	0	0	0	2	1	0	0	0	0	0	9	17	0.00	1.500										
David Lee , R (8, 1) ERA: 1.74	2.0		9	3	0	0	1	1	0	0	0	0	0	21	33	0.00	2.000										
Batter	1	2	3	4	5	6	7	8	9	AB	R	H	RBI	BB	SO	LOB	BOTTOM										
Rickey Henderson , R (1, 7) OBP: 0.417, SLG: 0.482										2	0	0	0	1	2	0	Arizona Diamondbacks @ San Diego Padres Qualcomm Stadium, San Diego, CA Fri May 25 2001, 10:05 PM EDT Att: 29,965 - Cloudy - 68 F										
Mike Darr , L (7, 7) OBP: 0.410, SLG: 0.384										1	0	0	0	0	1	0											
Mark Kotsay , L (1, 8) OBP: 0.383, SLG: 0.433										3	0	1	0	0	0	1											
Mike Colangelo , R (8, 7) OBP: 0.364, SLG: 0.513										0	1	0	0	1	0	0											
Ryan Klesko , L (1, 3) OBP: 0.431, SLG: 0.607										3	0	1	0	0	0	1											
Adam Riggs , R (8, 4) OBP: 0.242, SLG: 0.226										1	0	0	0	0	1	1											
Phil Nevin , R (1, 5) OBP: 0.386, SLG: 0.597										3	0	0	0	0	2	2											
Dave Magadan , L (8, 5) OBP: 0.393, SLG: 0.385										1	0	1	1	0	0	0											
Ben Davis , S (1, 2) OBP: 0.422, SLG: 0.435										3	0	1	0	0	0	0											
Donaldo Mendez , R (8, 6) OBP: 0.211, SLG: 0.198										1	0	0	0	0	1	1											
Bubba Trammell , R (1, 9) OBP: 0.367, SLG: 0.510										4	0	1	0	0	0	1											
Alex Arias , R (1, 4) OBP: 0.290, SLG: 0.308										4	0	0	0	0	2	2											
Chris Gomez , R (1, 6) OBP: 0.268, SLG: 0.222										3	0	2	0	0	0	0											
David Lee , R (8, 1) OBP: 0.304, SLG: 0.455										0	0	0	0	0	0	0											
Kevin Jarvis , L (9, PH) OBP: 0.304, SLG: 0.455										0	0	0	0	1	0	0											
Bobby Jones , R (1, 1) OBP: 0.095, SLG: 0.050										2	0	0	0	0	0	1											
Jose Nunez , L (7, 1) ERA: 1.98										0	0	0	0	0	0	0											
Wiki Gonzalez , R (7, PH) OBP: 0.300, SLG: 0.482										2	0	0	0	0	0	3											
Inning Stats	R: 0 E: 0 K: 1 S: 7	H: 0 LOB: 0 BB: 0 P: 12	R: 0 E: 0 K: 1 S: 8	H: 1 LOB: 1 BB: 0 P: 11	R: 0 E: 0 K: 0 S: 8	H: 0 LOB: 1 BB: 1 P: 15	R: 0 E: 0 K: 0 S: 3	H: 1 LOB: 0 BB: 0 P: 5	R: 0 E: 0 K: 0 S: 7	H: 1 LOB: 1 BB: 0 P: 8	R: 0 E: 2 K: 2 S: 15	H: 1 LOB: 1 BB: 0 P: 21	R: 0 E: 0 K: 1 S: 11	H: 2 LOB: 2 BB: 0 P: 18	R: 1 E: 0 K: 3 S: 14	H: 1 LOB: 1 BB: 1 P: 25	R: 0 E: 0 K: 1 S: 7	H: 0 LOB: 1 BB: 1 P: 15	1B: 7 2B: 0 3B: 0 HR: 0	SF: 0 SAC: 0 DP: 1 HBP: 0	WP: 0 PB: 1 SB: 0 CS: 0	PA: 36					
PITCHER	IP	WLS	BF	H	R	ER	SO	BB	IBB	HBP	BLK	WP	HR	S	P	ERA	WHIP										
Robert Ellis , R (1, 1) ERA: 4.85	2.0		11	2	0	0	0	1	0	0	0	0	0	18	28	0.00	1.000										
Erik Sabel , R (3, 1) ERA: 1.98	3.0	W	11	2	0	0	0	1	0	0	0	0	0	18	28	0.00	1.000										
Troy Brohawn , L (6, 1) ERA: 4.67	2.0		9	3	0	0	3	0	0	0	0	0	0	26	39	0.00	1.500										
Byung-Hyun Kim , R (8, 1) ERA: 3.18	1.0		5	1	1	1	3	1	0	0	0	0	0	14	25	9.00	2.000										
Bret Prinz , R (9, 1) ERA: 1.74	1.0		4	0	0	0	1	1	0	0	0	0	0	7	15	0.00	1.000										

Batter	1	2	3	4	5	6	7	8	9	AB	R	H	RBI	BB	SO	LOB	TOP					
Tony Womack, L (1,6) OBP: 0.290, SLG: 0.313	F8		G6-3	F7			L6			4	0	0	0	0	0	2	Arizona Diamondbacks @ San Diego Padres Qualcomm Stadium, San Diego, CA Sat May 26 2001, 10:05 PM EDT Att: 49,300 - Cloudy - 66 F					
Jay Bell, R (1,4) OBP: 0.356, SLG: 0.444	HR		1B	BB	G3-6-3			F9		2	2	1	1	2	0	0						
Luis Gonzalez, L (1,7) OBP: 0.435, SLG: 0.723	G4-3		1B	1B	G3-6-3			G4-3		4	0	2	0	0	0	1						
Mark Grace, L (1,3) OBP: 0.418, SLG: 0.539	G4-3		1B					F8		4	0	1	1	0	1	1						
Reggie Sanders, R (1,9) OBP: 0.323, SLG: 0.601	P4		G5-3						HR	4	1	1	1	0	0	3						
David Dellucci, L (1,8) OBP: 0.436, SLG: 0.655		G4-3		1B				F8		4	0	1	0	0	1	0						
Damian Miller, R (1,2) OBP: 0.283, SLG: 0.287	F8			P4				F8		4	0	0	0	0	1	1						
Craig Counsell, L (1,5) OBP: 0.327, SLG: 0.318	K			G1				F7		4	0	1	0	0	1	0						
Curt Schilling, R (1,1) OBP: 0.097, SLG: 0.129			K	G1				K		3	0	0	0	0	2	2						
Inning Stats	R: 1 E: 0 K: 0 S: 18	H: 2 LOB: 1 BB: 0 P: 25	R: 0 E: 0 K: 1 S: 7	H: 0 LOB: 0 BB: 0 P: 10	R: 1 E: 0 K: 1 S: 13	H: 2 LOB: 2 BB: 1 P: 20	R: 0 E: 0 K: 0 S: 8	H: 2 LOB: 0 BB: 0 P: 15	R: 0 E: 0 K: 0 S: 9	H: 0 LOB: 0 BB: 1 P: 15	R: 0 E: 0 K: 0 S: 6	H: 0 LOB: 0 BB: 0 P: 10	R: 0 E: 0 K: 1 S: 10	H: 0 LOB: 0 BB: 0 P: 12	R: 0 E: 0 K: 0 S: 6	H: 0 LOB: 0 BB: 0 P: 11	R: 1 E: 0 K: 2 S: 9	H: 1 LOB: 0 BB: 0 P: 14	1B: 4 2B: 1 3B: 0 HR: 2	SF: 0 SAC: 0 DP: 1 HBP: 0	WP: 0 PB: 0 SB: 0 CS: 0	PA: 35
PITCHER Adam Eaton, R (1,1) ERA: 5.29	IP: 9.0 WLS: L BF: 35	H: 7 R: 3 ER: 3 SO: 6	BB: 2 IBB: 0 HBP: 0 BLK: 0	WP: 0 HR: 2 S: 86 P: 132	ERA: 3.00 WHIP: 1.000	PITCHER										IP: 9.0 WLS: L BF: 35	H: 7 R: 3 ER: 3 SO: 6	BB: 2 IBB: 0 HBP: 0 BLK: 0	WP: 0 HR: 2 S: 86 P: 132	ERA: 3.00 WHIP: 1.000		

Batter	1	2	3	4	5	6	7	8	9	AB	R	H	RBI	BB	SO	LOB	BOTTOM			
Rickey Henderson, R (1,7) OBP: 0.406, SLG: 0.466	G1-3			F9					F9	4	0	0	0	0	1	1	Arizona Diamondbacks @ San Diego Padres Qualcomm Stadium, San Diego, CA Sat May 26 2001, 10:05 PM EDT Att: 49,300 - Cloudy - 66 F			
Mark Kotsay, L (1,8) OBP: 0.360, SLG: 0.427	G1-3			K						4	0	1	0	0	2	0				
Ryan Klesko, L (1,3) OBP: 0.422, SLG: 0.596	G4-3			F2					1B	3	0	0	1	0	1	0				
Phil Nevin, R (1,5) OBP: 0.377, SLG: 0.582		K			F7				G5-3	4	0	0	0	0	1	1				
Ben Davis, S (1,2) OBP: 0.421, SLG: 0.433		G6-3				K				3	0	1	0	0	1	0				
Bubba Trammell, R (1,9) OBP: 0.366, SLG: 0.503		G4-3				F9				2	0	0	0	1	0	0				
Adam Riggs, R (1,4) OBP: 0.229, SLG: 0.212			G4-3							2	0	0	0	0	1	0				
Dave Magadan, L (6,PH) OBP: 0.387, SLG: 0.377							K		F5	1	0	0	0	0	0	2				
Chris Gomez, R (1,6) OBP: 0.260, SLG: 0.215										2	0	0	0	0	0	0				
Mike Darr, L (6,PH) OBP: 0.405, SLG: 0.378			G3-1				F7			1	0	0	0	0	1	2				
Donaldo Mendez, R (9,6) OBP: 0.211, SLG: 0.198									K	0	0	0	0	0	0	0				
Adam Eaton, R (1,1) OBP: 0.208, SLG: 0.182										2	0	0	0	0	1	0				
Alex Arias, R (9,PH) OBP: 0.302, SLG: 0.340									G6-3	1	1	1	0	0	0	0				
Inning Stats	R: 0 E: 0 K: 0 S: 9	H: 0 LOB: 0 BB: 0 P: 12	R: 0 E: 0 K: 1 S: 8	H: 0 LOB: 0 BB: 0 P: 11	R: 0 E: 0 K: 1 S: 7	H: 0 LOB: 0 BB: 0 P: 10	R: 0 E: 0 K: 1 S: 6	H: 0 LOB: 0 BB: 0 P: 10	R: 0 E: 0 K: 1 S: 10	H: 0 LOB: 0 BB: 0 P: 13	R: 0 E: 0 K: 3 S: 10	H: 0 LOB: 0 BB: 0 P: 13	R: 0 E: 0 K: 1 S: 12	H: 1 LOB: 2 BB: 1 P: 23	R: 1 E: 0 K: 0 S: 10	H: 2 LOB: 1 BB: 0 P: 14	1B: 2 2B: 1 3B: 0 HR: 0	SF: 1 SAC: 0 DP: 0 HBP: 0	WP: 0 PB: 0 SB: 0 CS: 0	PA: 31
PITCHER Curt Schilling, R (1,1) ERA: 2.77	IP: 9.0 WLS: W BF: 31	H: 3 R: 1 ER: 1 SO: 9	BB: 1 IBB: 0 HBP: 0 BLK: 0	WP: 0 HR: 0 S: 78 P: 114	ERA: 1.00 WHIP: 0.444	PITCHER										IP: 9.0 WLS: W BF: 31	H: 3 R: 1 ER: 1 SO: 9	BB: 1 IBB: 0 HBP: 0 BLK: 0	WP: 0 HR: 0 S: 78 P: 114	ERA: 1.00 WHIP: 0.444

Batter	1	2	3	4	5	6	7	8	9	AB	R	H	RBI	BB	SO	LOB	TOP										
Tony Womack, L (1,6) OBP: 0.283, SLG: 0.305	1-1 G4-3		2-1 G3			2-3 K		3-1 G3		4	0	0	0	0	1	1	Arizona Diamondbacks @ San Diego Padres Qualcomm Stadium, San Diego, CA Sun May 27 2001, 5:00 PM EDT Att: 34,053 - Cloudy - 69 F										
Steve Finley, L (1,8) OBP: 0.305, SLG: 0.313	2-3 K			0-2 F7			2-1 G6-3		1-1 HR	4	1	1	0	0	1	0											
Erubiel Durazo, L (1,3) OBP: 0.364, SLG: 0.735 Bret Prinz, R (9,1)	1-2 G5-3			1-3 K			3-2 L5		2-2 HR	4	1	1	2	0	1	0											
Jay Bell, R (1,4) OBP: 0.354, SLG: 0.440		2-0 G6-3		2-2 G1-3			0-2 HR		2-2 F9	4	1	1	0	0	0	0											
David Dellucci, L (1,7) OBP: 0.456, SLG: 0.712		0-0 FC3-6			0-1 G3-1		2-2 HR		1-2 HR	4	2	3	2	0	0	0											
Reggie Sanders, R (1,9) OBP: 0.327, SLG: 0.616		1-1 FC3-6			4-2 CS		1-0 F9		0-1 HR	3	1	1	2	1	0	1											
Craig Counsell, L (1,5) OBP: 0.324, SLG: 0.315		2-2 G3-1			1-0 L7			0-1 FC3-6	1-3 K	4	0	1	0	0	1	2											
Rod Barajas, R (1,2) OBP: 0.231, SLG: 0.400			0-0 F7		1-1 CS	0-2 G4-3		1-1 FC3-6	2-1 F8	4	0	0	0	0	0	1											
Brian Anderson, R (1,1) OBP: 0.071, SLG: 0.071 Luis Gonzalez, L (8,PH) OBP: 0.433, SLG: 0.719 Byung-Hyun Kim, R (8,1) Greg Swindell, L (8,1) Mark Grace, L (9,3) OBP: 0.416, SLG: 0.539			0-1 F9			1-3 K		0-3 K		2	0	0	0	0	1	0											
Inning Stats	R: 0 E: 0 K: 1 S: 12	H: 0 LOB: 0 BB: 0 P: 16	R: 0 E: 0 K: 0 S: 7	H: 1 LOB: 1 BB: 0 P: 12	R: 0 E: 0 K: 0 S: 5	H: 0 LOB: 0 BB: 0 P: 7	R: 0 E: 0 K: 1 S: 10	H: 0 LOB: 0 BB: 0 P: 13	R: 0 E: 0 K: 2 S: 10	H: 0 LOB: 0 BB: 0 P: 13	R: 2 E: 0 K: 0 S: 13	H: 2 LOB: 0 BB: 0 P: 21	R: 0 E: 0 K: 1 S: 9	H: 1 LOB: 1 BB: 0 P: 13	R: 4 E: 0 K: 1 S: 21	H: 4 LOB: 0 BB: 0 P: 30		1B: 5 2B: 0 3B: 0 HR: 3	SF: 0 SAC: 0 DP: 0 HBP: 0	WP: 0 PB: 0 SB: 0 CS: 1	PA: 36						
PITCHER	IP	WLS	BF	H	R	ER	SO	BB	IBB	HBP	BLK	WP	HR	S	P	ERA	WHIP										
Woody Williams, R (1,1) ERA: 4.29	8.0		28	4	2	2	5	1	0	0	0	0	1	73	108	2.25	0.625										
Trevor Hoffman, R (9,1) ERA: 3.6	1.0	L	7	4	4	4	1	0	0	0	0	0	2	21	30	36.00	4.000										

Batter	1	2	3	4	5	6	7	8	9	AB	R	H	RBI	BB	SO	LOB	BOTTOM										
Rickey Henderson, R (1,7) OBP: 0.405, SLG: 0.454	0-0 G5-3	1-2 E4		4-2 BB			2-3 K	4-2 BB		3	0	0	1	2	1	1	Arizona Diamondbacks @ San Diego Padres Qualcomm Stadium, San Diego, CA Sun May 27 2001, 5:00 PM EDT Att: 34,053 - Cloudy - 69 F										
Mark Kotsay, L (1,8) OBP: 0.354, SLG: 0.414	4-1 BB	1 SAFE PO	0-0 G6-3	0-1 G4-3		1-1 G6-3	0-3 K			4	0	0	0	1	1	5											
Ryan Klesko, L (1,3) OBP: 0.422, SLG: 0.594	1-2 F9		1-0 F8		1-0 F9		0-0 WP	4-2 BB		4	0	1	1	1	0	1											
Phil Nevin, R (1,5) OBP: 0.383, SLG: 0.584	4-2 BB		4-2 BB		2-0 2B		3-3 K	1-0 G5-3		3	0	1	0	2	1	4											
Bubba Trammell, R (1,9) OBP: 0.356, SLG: 0.487	1-1 G4-3		2-1 G1-3		1-0 F2		3-2 G6-3		2-1 P4	5	0	0	0	0	0	6											
Wiki Gonzalez, R (1,2) OBP: 0.328, SLG: 0.567 Adam Eaton, R (8,FR) OBP: 0.208, SLG: 0.182 Trevor Hoffman, R (9,1) Mike Darr, L (9,PH) OBP: 0.400, SLG: 0.373		2-2 SH2-4		1-0 HR		0-0 F7		2-0 G4-3	2-3 K	4	2	3	1	0	0	1											
Adam Riggs, R (1,4) OBP: 0.222, SLG: 0.222 Chris Gomez, R (7,4) OBP: 0.253, SLG: 0.209		0-1 E		0-0 F8		2-1 L8		2-0 G4-3	2-2 L3	3	0	1	0	0	0	0											
Donaldo Mendez, R (1,6) OBP: 0.214, SLG: 0.202 Dave Magadan, L (8,PH) OBP: 0.397, SLG: 0.377 Alex Arias, R (9,4) OBP: 0.302, SLG: 0.340		0-2 P6		1-1 FC5-4		2-2 F3		4-0 BB		3	0	1	0	0	0	2											
Woody Williams, R (1,1) OBP: 0.167, SLG: 0.214 Ben Davis, S (8,PH) OBP: 0.424, SLG: 0.433		0-0 SH2-4		0-0 FC5-4		0-0 F2		4-2 BB		2	0	0	0	0	0	1											
Inning Stats	R: 0 E: 0 K: 0 S: 11	H: 0 LOB: 2 BB: 2 P: 21	R: 1 E: 1 K: 0 S: 12	H: 2 LOB: 1 BB: 0 P: 15	R: 0 E: 0 K: 0 S: 10	H: 0 LOB: 1 BB: 1 P: 18	R: 1 E: 0 K: 0 S: 10	H: 2 LOB: 2 BB: 1 P: 16	R: 0 E: 0 K: 0 S: 4	H: 1 LOB: 1 BB: 0 P: 8	R: 0 E: 0 K: 2 S: 14	H: 1 LOB: 2 BB: 0 P: 23	R: 2 E: 0 K: 1 S: 15	H: 1 LOB: 3 BB: 4 P: 36	R: 0 E: 0 K: 1 S: 9	H: 0 LOB: 0 BB: 0 P: 15		1B: 3 2B: 3 3B: 0 HR: 1	SF: 0 SAC: 1 DP: 0 HBP: 0	WP: 1 PB: 0 SB: 0 CS: 0	PA: 44						
PITCHER	IP	WLS	BF	H	R	ER	SO	BB	IBB	HBP	BLK	WP	HR	S	P	ERA	WHIP										
Brian Anderson, L (1,1) ERA: 5.73	7.0		32	6	2	1	2	4	0	0	0	0	1	67	111	1.29	1.429										
Byung-Hyun Kim, R (8,1) ERA: 3.77	0.1		5	1	2	2	0	3	0	0	0	0	0	7	23	54.00	12.000										
Greg Swindell, L (8,1) ERA: 3.78	0.2	W	3	0	0	0	1	1	0	0	0	0	0	8	13	0.00	1.500										
Bret Prinz, R (9,1) ERA:	1.0	S	3	0	0	0	1	0	0	0	0	0	0	9	15	0.00	0.000										

AB 34
R 6
H 8
RBI 6
BB 1
SO 6
LOB 6



AB 34
R 4
H 7
RBI 3
BB 8
SO 4
LOB 22



Batter	1	2	3	4	5	6	7	8	9	AB	R	H	RBI	BB	SO	LOB	TOP								
Craig Biggio, R OBP: 0.388, SLG: 0.420 (1,4)	E6 5 CS		P4		P4			K		5	0	1	3	0	1	2	Houston Astros @ San Diego Padres Qualcomm Stadium, San Diego, CA Tue May 29 2001, 10:05 PM EDT Att: 16,560 - Overcast - 68 F								
Brad Ausmus, R OBP: 0.253, SLG: 0.278 (1,2)	K		K		F9					3	0	0	0	0	2	3									
Orlando Merced, S OBP: 0.317, SLG: 0.486 (8, PH)										0	0	0	0	1	0	0									
Tony Eusebio, R OBP: 0.313, SLG: 0.409 (8,2)										1	0	0	0	0	1	1									
5 Jeff Bagwell, R OBP: 0.409, SLG: 0.553 (1,3)	K									3	0	0	0	0	1	2									
17 Lance Berkman, S OBP: 0.476, SLG: 0.696 (1,8)										3	0	0	0	1	1	2									
Moises Alou, R OBP: 0.416, SLG: 0.586 (1,9)										4	0	1	0	0	0	1									
Richard Hidalgo, R OBP: 0.348, SLG: 0.506 (1,7)										4	1	2	0	0	1	1									
Vinny Castilla, R OBP: 0.243, SLG: 0.348 (1,5)										4	1	1	0	0	2	3									
Julio Lugo, R OBP: 0.311, SLG: 0.438 (1,6)										3	1	1	0	1	1	2									
Kent Bottenfield, R OBP: 0.167, SLG: 0.167 (1,1)										2	0	0	0	0	0	1									
Jose Vizcaino, S OBP: 0.259, SLG: 0.302 (7, PH)										1	0	0	0	0	0	0									
Jay Powell, R ERA: 1.24 (7,1)										0	0	0	0	0	0	0									
44 Roy Oswalt, R ERA: 3.27 (8,1)										0	0	0	0	0	0	0									
Darley Ward, L OBP: 0.375, SLG: 0.564 (9, PH)										0	1	0	0	1	0	0									
Inning Stats	R: 0 E: 1 K: 2 S: 9	H: 0 LOB: 1 BB: 0 P: 14	R: 0 E: 0 K: 1 S: 11	H: 1 LOB: 2 BB: 1 P: 18	R: 0 E: 0 K: 1 S: 10	H: 0 LOB: 0 BB: 0 P: 12	R: 0 E: 0 K: 0 S: 8	H: 0 LOB: 0 BB: 0 P: 14	R: 1 E: 1 K: 0 S: 12	H: 1 LOB: 2 BB: 1 P: 18	R: 0 E: 0 K: 1 S: 10	H: 1 LOB: 1 BB: 0 P: 16	R: 0 E: 0 K: 1 S: 5	H: 0 LOB: 0 BB: 0 P: 5	R: 0 E: 0 K: 2 S: 9	H: 0 LOB: 1 BB: 1 P: 16	R: 3 E: 0 K: 2 S: 14	H: 3 LOB: 1 BB: 1 P: 23	1B: 4 2B: 3 3B: 0 HR: 0	SF: 0 SAC: 0 DP: 1 HBP: 1	WP: 0 PB: 0 SB: 0 CS: 2	PA: 38			
PITCHER	IP	WLS	BF	H	R	ER	SO	BB	IBB	HBP	BLK	WP	HR	S	P	ERA	WHIP								
Kevin Jarvis, R ERA: 4.61 (1,1)	6.0	W	24	3	1	0	5	2	0	1	0	0	0	60	92	0.00	0.833								
Jay Witasick, R ERA: 1.24 (7,1)	2.0	H	7	0	0	0	3	1	0	0	0	0	0	14	21	0.00	0.500								
David Lee, R ERA: 3.27 (9,1)	0.2	S	4	2	2	2	1	0	0	0	0	0	0	9	11	27.00	3.000								
Trevor Hoffman, R ERA: 4.15 (9,1)	0.1	S	3	1	1	1	1	1	0	0	0	0	0	5	12	27.00	6.000								

AB	33
R	4
H	6
RBI	3
BB	4
SO	10
LOB	18



Batter	1	2	3	4	5	6	7	8	9	AB	R	H	RBI	BB	SO	LOB	BOTTOM								
Rickey Henderson, R OBP: 0.395, SLG: 0.439 (1,7)	G4-3		F8		K					4	0	0	0	0	2	1	Houston Astros @ San Diego Padres Qualcomm Stadium, San Diego, CA Tue May 29 2001, 10:05 PM EDT Att: 16,560 - Overcast - 68 F								
Mark Kotsay, L OBP: 0.355, SLG: 0.417 (1,8)	G1-3		F7							4	1	2	0	0	0	0									
Ryan Klesko, L OBP: 0.423, SLG: 0.607 (1,3)	P2									3	1	1	3	1	0	1									
Phil Nevin, R OBP: 0.391, SLG: 0.604 (1,5)										3	1	2	1	1	1	1									
Mike Darr, L OBP: 0.382, SLG: 0.354 (1,9)										4	0	0	0	0	2	4									
Ben Davis, S OBP: 0.420, SLG: 0.428 (1,2)										4	0	1	0	0	2	2									
Cesar Crespo, S OBP: 0.391, SLG: 0.370 (1,4)										2	0	0	0	2	1	1									
Donaldo Mendez, R OBP: 0.217, SLG: 0.224 (1,6)										3	1	1	0	0	0	3									
Jay Witasick, R ERA: 4.62 (7,1)										0	0	0	0	0	0	0									
Dave Magadan, L OBP: 0.391, SLG: 0.370 (8, PH)										1	0	0	0	0	0	1									
David Lee, R ERA: 3.27 (9,1)										0	0	0	0	0	0	0									
Trevor Hoffman, R ERA: 4.15 (9,1)										0	0	0	0	0	0	0									
Kevin Jarvis, L OBP: 0.292, SLG: 0.435 (1,1)										1	0	0	1	0	1	0									
Chris Gomez, R OBP: 0.283, SLG: 0.221 (7,6)										1	1	1	0	0	0	0									
Inning Stats	R: 0 E: 0 K: 0 S: 8	H: 1 LOB: 2 BB: 1 P: 22	R: 0 E: 0 K: 1 S: 10	H: 0 LOB: 0 BB: 0 P: 14	R: 0 E: 0 K: 3 S: 18	H: 0 LOB: 1 BB: 1 P: 27	R: 1 E: 0 K: 1 S: 7	H: 1 LOB: 0 BB: 0 P: 8	R: 3 E: 0 K: 2 S: 20	H: 3 LOB: 1 BB: 1 P: 31	R: 1 E: 0 K: 1 S: 13	H: 2 LOB: 2 BB: 1 P: 26	R: 0 E: 0 K: 1 S: 8	H: 1 LOB: 0 BB: 0 P: 10	R: 0 E: 0 K: 1 S: 8	H: 1 LOB: 0 BB: 0 P: 10	1B: 5 2B: 0 3B: 1 HR: 2	SF: 0 SAC: 1 DP: 1 HBP: 0	WP: 0 PB: 0 SB: 0 CS: 0	PA: 35					
PITCHER	IP	WLS	BF	H	R	ER	SO	BB	IBB	HBP	BLK	WP	HR	S	P	ERA	WHIP								
Kent Bottenfield, R ERA: 5.16 (1,1)	6.0	L	26	5	4	4	7	3	0	0	0	0	2	74	115	6.00	1.333								
Jay Powell, R ERA: 4.62 (7,1)	1.0		6	2	1	1	1	1	0	0	0	0	0	13	26	9.00	3.000								
44 Roy Oswalt, R ERA: 1.93 (8,1)	1.0		3	1	0	0	1	0	0	0	0	0	0	8	10	0.00	1.000								



Batter	1	2	3	4	5	6	7	8	9	AB	R	H	RBI	BB	SO	LOB	TOP								
Craig Biggio, R OBP: 0.384, SLG: 0.432										4	1	1	2	0	1	2									
Brad Ausmus, R OBP: 0.284, SLG: 0.289										5	2	3	0	0	0	1									
5 Jeff Bagwell, R OBP: 0.409, SLG: 0.549										5	1	2	1	0	0	2									
17 Lance Berkman, S OBP: 0.474, SLG: 0.686										4	0	1	1	1	0	2									
Moises Alou, R OBP: 0.409, SLG: 0.579										5	0	1	2	0	2	5									
Richard Hidalgo, R OBP: 0.345, SLG: 0.497										5	0	1	0	0	1	5									
Glen Barker, S OBP: 0.222, SLG: 0.133										0	0	0	0	0	0	0									
Charlie Hayes, R OBP: 0.219, SLG: 0.111										4	1	1	0	0	1	3									
Nelson Cruz, R OBP: 0.382, SLG: 0.570										0	0	0	0	0	0	0									
Michael Jackson, R OBP: 0.382, SLG: 0.570										1	0	1	1	0	0	0									
Daryle Ward, L OBP: 0.382, SLG: 0.570										0	0	0	0	0	0	0									
Billy Wagner, L OBP: 0.222, SLG: 0.133										0	0	0	0	0	0	0									
Julio Lugo, R OBP: 0.310, SLG: 0.434										4	1	1	0	0	1	3									
Wade Miller, R OBP: 0.240, SLG: 0.217										3	1	3	0	0	0	0									
Vinny Castilla, R OBP: 0.242, SLG: 0.345										1	0	0	0	0	0	0									
Inning Stats	R: 1 E: 0 K: 1 S: 16	H: 3 LOB: 2 BB: 0 P: 23	R: 5 E: 0 K: 1 S: 21	H: 8 LOB: 3 BB: 0 P: 28	R: 0 E: 0 K: 0 S: 8	H: 1 LOB: 1 BB: 0 P: 10	R: 0 E: 0 K: 0 S: 4	H: 0 LOB: 0 BB: 0 P: 7	R: 0 E: 0 K: 2 S: 13	H: 1 LOB: 1 BB: 0 P: 18	R: 0 E: 0 K: 0 S: 8	H: 0 LOB: 0 BB: 0 P: 11	R: 0 E: 0 K: 0 S: 7	H: 0 LOB: 0 BB: 0 P: 11	R: 0 E: 0 K: 0 S: 9	H: 0 LOB: 0 BB: 0 P: 11	R: 1 E: 1 K: 2 S: 17	H: 2 LOB: 2 BB: 1 P: 27	1B: 13 2B: 1 3B: 0 HR: 1	SF: 1 SAC: 0 DP: 0 HBP: 0	WP: 0 PB: 0 SB: 0 CS: 0	PA: 43			
PITCHER	IP	WLS	BF	H	R	ER	SO	BB	IBB	HBP	BLK	WP	HR	S	P	ERA	WHIP								
Bobby Jones, R ERA: 3.15	(1, 1)	7.0	L	34	13	6	4	0	0	0	0	0	1	77	108	7.71	1.857								
Tom Davey, R ERA: 3.32	(8, 1)	2.0		9	2	1	0	2	0	1	0	0	0	26	38	0.00	1.000								

Houston Astros @ San Diego Padres
Qualcomm Stadium, San Diego, CA
Wed May 30 2001, 10:05 PM EDT
Att: 19,098 - Sunny - 70 F

AB	41
R	7
H	15
RBI	7
BB	1
SO	6
LOB	23



Batter	1	2	3	4	5	6	7	8	9	AB	R	H	RBI	BB	SO	LOB	BOTTOM								
Cesar Crespo, S OBP: 0.500, SLG: 0.400										3	1	1	0	1	1	0									
Mike Colangelo, R OBP: 0.356, SLG: 0.500										1	0	0	0	0	1	3									
Mark Kotsay, L OBP: 0.353, SLG: 0.409										5	0	1	0	0	0	5									
Ryan Klesko, L OBP: 0.427, SLG: 0.621										4	2	2	2	1	0	4									
Phil Nevin, R OBP: 0.394, SLG: 0.625										4	1	2	2	0	0	0									
Ben Davis, S OBP: 0.410, SLG: 0.415										4	0	0	0	0	0	2									
Bubba Trammell, R OBP: 0.348, SLG: 0.475										4	0	0	0	0	1	2									
Mike Darr, L OBP: 0.398, SLG: 0.366										3	0	2	0	1	1	0									
Donaldo Mendez, R OBP: 0.214, SLG: 0.220										2	0	0	0	0	0	1									
Dave Magadan, L OBP: 0.385, SLG: 0.364										1	0	0	0	0	0	3									
Chris Gomez, R OBP: 0.273, SLG: 0.221										0	0	0	0	1	0	0									
Bobby Jones, R OBP: 0.087, SLG: 0.045										2	0	0	0	0	0	1									
Rickey Henderson, R OBP: 0.352, SLG: 0.435										1	0	0	0	0	1	0									
Tom Davey, R ERA: 3.04										0	0	0	0	0	0	0									
Wiki Gonzalez, R OBP: 0.338, SLG: 0.574										1	0	1	0	0	0	0									
Woody Williams, R OBP: 0.167, SLG: 0.214										0	0	0	0	0	0	0									
Inning Stats	R: 2 E: 0 K: 0 S: 13	H: 2 LOB: 0 BB: 0 P: 21	R: 0 E: 0 K: 0 S: 13	H: 1 LOB: 1 BB: 0 P: 19	R: 2 E: 0 K: 1 S: 17	H: 1 LOB: 0 BB: 1 P: 28	R: 0 E: 0 K: 1 S: 7	H: 0 LOB: 0 BB: 0 P: 12	R: 0 E: 0 K: 0 S: 6	H: 0 LOB: 0 BB: 1 P: 10	R: 0 E: 0 K: 1 S: 12	H: 2 LOB: 3 BB: 1 P: 21	R: 0 E: 0 K: 1 S: 11	H: 1 LOB: 1 BB: 0 P: 14	R: 0 E: 0 K: 0 S: 4	H: 0 LOB: 0 BB: 0 P: 5	R: 0 E: 0 K: 1 S: 12	H: 2 LOB: 3 BB: 1 P: 24	1B: 5 2B: 2 3B: 0 HR: 2	SF: 0 SAC: 0 DP: 1 HBP: 0	WP: 0 PB: 0 SB: 0 CS: 0	PA: 39			
PITCHER	IP	WLS	BF	H	R	ER	SO	BB	IBB	HBP	BLK	WP	HR	S	P	ERA	WHIP								
Wade Miller, R ERA: 3.4	(1, 1)	6.0		26	6	4	3	3	0	0	0	0	0	11	14	6.00	1.500								
Nelson Cruz, R ERA: 3.68	(7, 1)	1.0	H	4	1	0	0	0	0	0	0	0	0	4	5	0.00	0.000								
Michael Jackson, R ERA: 3.04	(8, 1)	1.0	H	3	0	0	0	0	0	0	0	0	0	4	5	0.00	0.000								
Billy Wagner, L ERA: 3.04	(9, 1)	1.0	S	6	2	0	0	1	0	0	0	0	0	12	24	0.00	3.000								

Houston Astros @ San Diego Padres
Qualcomm Stadium, San Diego, CA
Wed May 30 2001, 10:05 PM EDT
Att: 19,098 - Sunny - 70 F

AB	35
R	4
H	9
RBI	4
BB	4
SO	5
LOB	21



Batter	1	2	3	4	5	6	7	8	9	AB	R	H	RBI	BB	SO	LOB	TOP					
Julio Lugo, R OBP: 0.307, SLG: 0.428 (1, 6)										5	1	1	0	0	2	1						
Jose Vizcaino, S OBP: 0.305, SLG: 0.299 (1, 4)										4	2	1	0	1	0	0						
5 Jeff Bagwell, R OBP: 0.413, SLG: 0.545 (1, 3)										3	1	1	0	1	0	0						
17 Lance Berkman, S OBP: 0.477, SLG: 0.695 (7, 7)										5	2	3	3	0	0	3						
Moises Alou, R OBP: 0.402, SLG: 0.567 (1, 9)										5	1	1	1	0	1	4						
Danyle Ward, L OBP: 0.376, SLG: 0.566 Glen Barker, S OBP: 0.222, SLG: 0.133 (7, 8)										4	0	1	1	0	0	3						
Vinny Castilla, R OBP: 0.261, SLG: 0.377 (1, 5)										4	0	4	1	0	0	0						
Tony Eusebio, R OBP: 0.308, SLG: 0.383 (1, 2)										3	0	0	0	1	0	2						
Shane Reynolds, R OBP: 0.056, SLG: 0.222 Charlie Hayes, R OBP: 0.212, SLG: 0.107 Jay Powell, R (8, PH) Octavio Dotel, R OBP: 0.125, SLG: 0.125 (9, 1)										3	1	1	1	0	1	3						
Inning Stats	R: 4 E: 0 K: 1 S: 17	H: 3 LOB: 0 BB: 1 P: 32	R: 1 E: 0 K: 0 S: 9	H: 1 LOB: 0 BB: 0 P: 14	R: 0 E: 0 K: 0 S: 9	H: 1 LOB: 1 BB: 0 P: 15	R: 0 E: 0 K: 0 S: 7	H: 1 LOB: 0 BB: 0 P: 7	R: 0 E: 0 K: 1 S: 6	H: 0 LOB: 0 BB: 0 P: 7	R: 1 E: 0 K: 1 S: 13	H: 3 LOB: 2 BB: 1 P: 26	R: 2 E: 2 K: 0 S: 10	H: 3 LOB: 1 BB: 0 P: 15	R: 0 E: 0 K: 0 S: 8	H: 1 LOB: 1 BB: 1 P: 10	R: 0 E: 0 K: 1 S: 9	H: 0 LOB: 1 BB: 1 P: 13	1B: 7 2B: 5 3B: 0 HR: 1	SF: 0 SAC: 0 DP: 0 HBP: 1	WP: 1 PB: 0 SB: 0 CS: 2	PA: 42
PITCHER	IP WLS BF H R ER SO BB IBB HBP BLK WP HR S P ERA WHIP	IP WLS BF H R ER SO BB IBB HBP BLK WP HR S P ERA WHIP																				
Wascar Serrano, R ERA: 4.32 (1, 1)	6.0 L 27 9 6 6 3 2 0 1 0 1 1 61 101 9.00 1.833																					
Jose Nunez, L ERA: 10.5 (7, 1)	2.0 10 4 2 2 0 0 0 0 0 0 0 0 18 25 9.00 2.000																					
Rudy Seanez, R ERA: (9, 1)	1.0 4 0 0 0 0 1 1 0 0 0 0 0 9 13 0.00 1.000																					

Houston Astros @ San Diego Padres
Qualcomm Stadium, San Diego, CA
Thu May 31 2001, 5:05 PM EDT
Att: 18,021 - Sunny - 73 F

AB 37
R 8
H 13
RBI 7
BB 3
SO 4
LOB 17

Batter	1	2	3	4	5	6	7	8	9	AB	R	H	RBI	BB	SO	LOB	BOTTOM					
Rickey Henderson, R OBP: 0.382, SLG: 0.422 (1, 7)										4	0	0	0	0	1	0						
Mark Kotsay, L OBP: 0.357, SLG: 0.418 (1, 8)										4	2	2	0	0	0	0						
Ryan Klesko, L OBP: 0.429, SLG: 0.617 (1, 3)										3	0	1	0	1	0	2						
Phil Nevin, R OBP: 0.396, SLG: 0.620 (1, 5)										3	0	1	1	1	0	1						
Mike Darr, L OBP: 0.396, SLG: 0.365 Jose Nunez, L (7, 1) Dave Magadan, L OBP: 0.379, SLG: 0.357 Rudy Seanez, R (9, 1)										3	0	1	0	0	0	1						
Wiki Gonzalez, R OBP: 0.328, SLG: 0.556 Ben Davis, S OBP: 0.406, SLG: 0.410 (1, 2) (6, 2)										2	0	0	0	0	0	2						
Cesar Crespo, S OBP: 0.333, SLG: 0.222 (1, 4)										4	0	0	0	0	1	2						
Chris Gomez, R OBP: 0.272, SLG: 0.236 (1, 6)										4	1	1	0	0	1	1						
Wascar Serrano, R OBP: 0.143, SLG: 0.143 Bubba Trammell, R OBP: 0.350, SLG: 0.494 (1, 1) (7, 9)										2	0	0	0	0	1	0						
Inning Stats	R: 1 E: 0 K: 0 S: 14	H: 2 LOB: 1 BB: 0 P: 22	R: 0 E: 1 K: 0 S: 8	H: 0 LOB: 0 BB: 0 P: 9	R: 0 E: 0 K: 2 S: 7	H: 0 LOB: 0 BB: 0 P: 11	R: 0 E: 0 K: 0 S: 8	H: 2 LOB: 2 BB: 0 P: 10	R: 0 E: 0 K: 0 S: 7	H: 0 LOB: 0 BB: 0 P: 11	R: 1 E: 0 K: 0 S: 12	H: 1 LOB: 0 BB: 0 P: 21	R: 2 E: 0 K: 0 S: 12	H: 2 LOB: 0 BB: 0 P: 16	R: 0 E: 0 K: 1 S: 12	H: 0 LOB: 2 BB: 2 P: 26	R: 0 E: 0 K: 2 S: 9	H: 0 LOB: 0 BB: 0 P: 17	1B: 4 2B: 2 3B: 0 HR: 1	SF: 0 SAC: 0 DP: 1 HBP: 0	WP: 1 PB: 0 SB: 0 CS: 0	PA: 36
PITCHER	IP WLS BF H R ER SO BB IBB HBP BLK WP HR S P ERA WHIP	IP WLS BF H R ER SO BB IBB HBP BLK WP HR S P ERA WHIP																				
Shane Reynolds, R ERA: 5.69 (1, 1)	7.0 W 28 7 4 4 2 0 0 0 0 0 0 12 100 5.14 1.000																					
Jay Powell, R ERA: 4.44 (8, 1)	1.0 5 0 0 0 0 1 2 0 0 0 0 0 12 26 0.00 2.000																					
Octavio Dotel, R ERA: 4.03 (9, 1)	1.0 3 0 0 0 0 2 0 0 0 0 0 0 9 17 0.00 0.000																					

Houston Astros @ San Diego Padres
Qualcomm Stadium, San Diego, CA
Thu May 31 2001, 5:05 PM EDT
Att: 18,021 - Sunny - 73 F

AB 34
R 4
H 7
RBI 3
BB 2
SO 5
LOB 13

Batter	1	2	3	4	5	6	7	8	9	AB	R	H	RBI	BB	SO	LOB	TOP					
Rickey Henderson, R OBP: 0.377, SLG: 0.414	F8		P4		F8		G3-6-3 1B		F3	5	0	1	0	0	0	0	San Diego Padres @ Arizona Diamondbacks Bank One Ballpark, Phoenix, AZ Fri Jun 01 2001, 10:05 PM EDT Att: 32,234 - Dome - 72 F livebaseballscorecards.com					
Mark Kotsay, L OBP: 0.360, SLG: 0.417	1B		F7		1B		G3-6-3 1B			3	0	1	0	1	0	1						
Ryan Klesko, L OBP: 0.430, SLG: 0.620	F2		E1		1B		WP 2B			4	0	2	0	0	0	1						
Phil Nevin, R OBP: 0.393, SLG: 0.611	1B		K		K		G1-3			4	0	1	0	0	2	4						
Mike Darr, L OBP: 0.380, SLG: 0.348	K				K					4	0	0	0	0	3	4						
Ben Davis, S OBP: 0.408, SLG: 0.419		G5-3 1B			K				F3	4	1	2	0	0	1	0						
Cesar Crespo, S OBP: 0.250, SLG: 0.154		F8			F8		K2-3		G6-3	4	0	0	0	0	1	2						
Chris Gomez, R OBP: 0.271, SLG: 0.237		G5-3			1B		F8		G3	4	0	1	1	0	0	1						
Woody Williams, R OBP: 0.156, SLG: 0.200		F3			K				F7	2	0	0	0	0	1	2						
Dave Magadan, L (7, PH) OBP: 0.388, SLG: 0.386							G3-6-3 2B			1	1	1	0	0	0	0						
David Lee, R (7, 1) OBP: 0.297, SLG: 0.333										0	0	0	0	0	0	0						
Jay Witasick, R (8, 1) OBP: 0.297, SLG: 0.333										0	0	0	0	0	0	0						
Alex Arias, R (9, PH) OBP: 0.297, SLG: 0.333										1	0	0	0	0	0	0						
Inning Stats	R: 0 E: 0 K: 1 S: 10	H: 2 LOB: 2 BB: 0 P: 18	R: 0 E: 0 K: 0 S: 10	H: 1 LOB: 1 BB: 0 P: 15	R: 0 E: 1 K: 1 S: 11	H: 0 LOB: 1 BB: 0 P: 14	R: 1 E: 0 K: 2 S: 10	H: 2 LOB: 1 BB: 0 P: 14	R: 0 E: 0 K: 2 S: 13	H: 1 LOB: 2 BB: 1 P: 21	R: 0 E: 0 K: 0 S: 10	H: 0 LOB: 0 BB: 0 P: 13	R: 1 E: 0 K: 0 S: 13	H: 3 LOB: 1 BB: 0 P: 20	R: 0 E: 0 K: 1 S: 11	H: 0 LOB: 0 BB: 0 P: 15	R: 0 E: 0 K: 0 S: 5	H: 0 LOB: 0 BB: 0 P: 9	1B: 6 2B: 3 3B: 0 HR: 0	SF: 0 SAC: 0 DP: 1 HBP: 0	WP: 1 PB: 0 SB: 0 CS: 0	PA: 37
PITCHER	IP WLS BF H R ER SO BB IBB HBP BLK WP HR S P ERA WHIP																					
Curt Schilling, R (1, 1) ERA: 2.76	7.0 W 31 9 2 2 7 1 0 0 0 0 1 0 77 115 2.57 1.429																					
Greg Swindell, L (8, 1) ERA: 3.32	1.0 H 3 0 0 0 1 0 0 0 0 0 0 0 11 15 0.00 0.000																					
Byung-Hyun Kim, R (9, 1) ERA: 3.27	1.0 S 3 0 0 0 0 0 0 0 0 0 0 0 5 9 0.00 0.000																					

Batter	1	2	3	4	5	6	7	8	9	AB	R	H	RBI	BB	SO	LOB	BOTTOM			
Tony Womack, L (1, 6) OBP: 0.286, SLG: 0.311	F5	F7		B1-3		E8 1B				5	0	2	0	0	0	2	San Diego Padres @ Arizona Diamondbacks Bank One Ballpark, Phoenix, AZ Fri Jun 01 2001, 10:05 PM EDT Att: 32,234 - Dome - 72 F livebaseballscorecards.com			
Steve Finley, L (1, 8) OBP: 0.312, SLG: 0.303	K		F8	F9		G3-1		K		5	0	0	0	0	2	4				
Luis Gonzalez, L (1, 7) OBP: 0.427, SLG: 0.707	2B 1B			HR		F7		K		4	2	2	1	0	1	0				
Jay Bell, R (1, 4) OBP: 0.364, SLG: 0.484	WP 2B			HR		FC4-6 1B		1B		4	2	4	2	0	0	0				
Erubiel Durazo, L (1, 3) OBP: 0.371, SLG: 0.672	WP HBP			2B		FC4-6 1B		F8		3	0	1	0	0	0	2				
Reggie Sanders, R (1, 9) OBP: 0.313, SLG: 0.568	K			K		K				4	0	1	0	0	3	3				
Craig Counsell, L (1, 5) OBP: 0.309, SLG: 0.287		F7	G6-3			P4		F8		4	0	0	0	0	0	3				
Damian Miller, R (1, 2) OBP: 0.298, SLG: 0.305		SH1-4 1B		B1-3 SH3-4 1B		G6-3		P4		4	0	2	0	0	0	0				
Curt Schilling, R (1, 1) OBP: 0.125, SLG: 0.156		SH1-4		SH3-4				G4-3		1	0	1	0	0	0	0				
Greg Swindell, L (8, 1) ERA: 3.0										0	0	0	0	0	0	0				
David DeLucci, L (8, PH) OBP: 0.434, SLG: 0.657										1	0	0	0	0	0	0				
Byung-Hyun Kim, R (9, 1) ERA: 1.2										0	0	0	0	0	0	0				
Inning Stats	R: 2 E: 0 K: 2 S: 18	H: 2 LOB: 1 BB: 0 P: 29	R: 0 E: 0 K: 0 S: 8	H: 1 LOB: 1 BB: 0 P: 11	R: 2 E: 0 K: 1 S: 11	H: 3 LOB: 1 BB: 0 P: 15	R: 0 E: 0 K: 0 S: 10	H: 1 LOB: 1 BB: 0 P: 13	R: 0 E: 0 K: 0 S: 9	H: 1 LOB: 1 BB: 0 P: 19	R: 0 E: 1 K: 0 S: 10	H: 2 LOB: 2 BB: 0 P: 14	R: 0 E: 0 K: 1 S: 10	H: 2 LOB: 2 BB: 0 P: 18	R: 0 E: 0 K: 1 S: 10	H: 1 LOB: 1 BB: 0 P: 16	1B: 9 2B: 2 3B: 0 HR: 2	SF: 0 SAC: 2 DP: 0 HBP: 1	WP: 2 PB: 0 SB: 0 CS: 0	PA: 38
PITCHER	IP WLS BF H R ER SO BB IBB HBP BLK WP HR S P ERA WHIP																			
Woody Williams, R (1, 1) ERA: 4.42	6.0 L 29 10 4 4 4 1 0 1 0 0 0 0 2 67 101 6.00 1.667																			
David Lee, R (7, 1) ERA: 3.0	1.0 5 2 0 0 1 0 0 0 0 0 0 0 10 18 0.00 2.000																			
Jay Witasick, R (8, 1) ERA: 1.2	1.0 4 1 0 0 1 0 0 0 0 0 0 0 10 16 0.00 1.000																			

Batter	1	2	3	4	5	6	7	8	9	AB	R	H	RBI	BB	SO	LOB	TOP										
Rickey Henderson, R OBP: 0.367, SLG: 0.401	F7		F8			G6-3			K	4	0	0	0	0	1	1											
Mark Kotsay, L OBP: 0.364, SLG: 0.426	K			CS 1B		F9			1B 2B	4	1	2	0	0	1	0											
Ryan Klesko, L OBP: 0.422, SLG: 0.606	F8			P6			G4-3		F5	4	0	0	0	0	0	2											
Phil Nevin, R OBP: 0.390, SLG: 0.601		G6-3		K					1B BB	3	0	0	0	1	2	1											
Bubba Trammell, R OBP: 0.348, SLG: 0.488	F7				G1-3				FC6 1B	4	0	1	1	0	0	0											
Ben Davis, S OBP: 0.410, SLG: 0.428	K								FC6 1B	4	0	2	0	0	1	2											
Alex Arias, R OBP: 0.299, SLG: 0.333			1B			F7			F3	3	0	1	0	0	0	2											
Donald Mendez, R OBP: 0.210, SLG: 0.216			F9			F7				2	0	0	0	0	0	2											
Mike Darr, L OBP: 0.376, SLG: 0.344						F7			FC6-4	1	0	0	0	0	0	1											
Chris Gomez, R OBP: 0.271, SLG: 0.237									FC6-4	0	0	0	0	0	0	0											
Adam Eaton, R OBP: 0.192, SLG: 0.167			F8			G6-3			F9	2	0	0	0	0	0	1											
Dave Mendenhall, R OBP: 0.298, SLG: 0.300										0	0	0	0	0	0	0											
Mike Gonzalez, R OBP: 0.348, SLG: 0.488										1	0	0	0	0	0	1											
Jose Nunez, R OBP: 0.299, SLG: 0.333										0	0	0	0	0	0	0											
Tom Davey, R OBP: 0.299, SLG: 0.333										0	0	0	0	0	0	0											
Trevor Hoffman, R OBP: 0.299, SLG: 0.333										0	0	0	0	0	0	0											
Inning Stats	R: 0 E: 0 K: 1 S: 7	H: 0 LOB: 0 BB: 0 P: 11	R: 0 E: 0 K: 1 S: 7	H: 0 LOB: 0 BB: 0 P: 8	R: 0 E: 0 K: 0 S: 4	H: 1 LOB: 1 BB: 0 P: 6	R: 0 E: 0 K: 1 S: 6	H: 1 LOB: 0 BB: 0 P: 11	R: 0 E: 0 K: 0 S: 10	H: 1 LOB: 1 BB: 0 P: 12	R: 0 E: 0 K: 0 S: 5	H: 0 LOB: 0 BB: 0 P: 8	R: 0 E: 0 K: 1 S: 11	H: 0 LOB: 0 BB: 0 P: 13	R: 0 E: 0 K: 0 S: 7	H: 1 LOB: 1 BB: 0 P: 12	R: 1 E: 0 K: 1 S: 12	H: 2 LOB: 2 BB: 1 P: 18	1B: 4 2B: 2 3B: 0 HR: 0	SF: 0 SAC: 0 DP: 0 HBP: 0	WP: 0 PA: 33 PB: 0 SB: 0 CS: 1						
PITCHER	IP	WLS	BF	H	R	ER	SO	BB	IBB	HBP	BLK	WP	HR	S	P	ERA	WHIP										
Brian Anderson, L ERA: 5.01	(1, 1)	6.1	21	3	0	0	3	0	0	0	0	0	0	42	60	0.00	0.474										
Miguel Batista, R ERA: 3.24	(7, 1)	0.2	H	2	0	0	0	1	0	0	0	0	0	8	9	0.00	0.000										
Byung-Hyun Kim, R ERA: 3.21	(8, 1)	0.2	H	3	1	0	0	0	0	0	0	0	0	4	7	0.00	1.500										
Greg Swindell, L ERA: 3.6	(8, 1)	1.0	H	4	1	1	1	1	0	0	0	0	0	11	14	9.00	1.000										
Bret Prinz, R ERA: 0.61	(9, 1)	0.1	W	3	1	0	0	0	1	0	0	0	0	4	9	0.00	6.000										

San Diego Padres @ Arizona Diamondbacks
Bank One Ballpark, Phoenix, AZ
Sat Jun 02 2001, 10:05 PM EDT
Att: 34,325 - Dome - 72 F

AB 32
R 1
H 6
RBI 1
BB 1
SO 5
LOB 13



Batter	1	2	3	4	5	6	7	8	9	AB	R	H	RBI	BB	SO	LOB	BOTTOM										
Tony Womack, L OBP: 0.284, SLG: 0.308	F8		B1-3			F7			1B	5	0	1	1	0	0	0											
David Dellucci, L OBP: 0.425, SLG: 0.634	1B		G3-1			G3-1			K	4	0	1	0	0	1	0											
Luis Gonzalez, L OBP: 0.428, SLG: 0.703	1B		BB			F2			F9	4	0	2	0	0	0	0											
Jay Bell, R OBP: 0.367, SLG: 0.492	L5		BB						G6-3	3	1	1	0	1	0	2											
Erubiel Durazo, L OBP: 0.351, SLG: 0.631	P4		G3			G4-3			K	4	0	0	0	0	1	5											
Reggie Sanders, R OBP: 0.317, SLG: 0.564		G6-3		G1-3 CS BB					G5-3	3	0	1	1	1	0	0											
Craig Counsell, L OBP: 0.315, SLG: 0.282		BB		F7		F7			BB 1B BB	2	1	0	0	2	0	2											
Rod Barajas, R OBP: 0.230, SLG: 0.379		K		G1-3		F9			1B BB	3	0	0	0	0	1	3											
Danny Bautista, R OBP: 0.291, SLG: 0.375									1B BB	1	0	1	0	0	0	0											
Brian Anderson, R OBP: 0.263, SLG: 0.063										2	0	0	0	0	2	2											
Miguel Batista, R OBP: 0.263, SLG: 0.063										0	0	0	0	0	0	0											
Steve Finley, L OBP: 0.299, SLG: 0.399										1	0	0	0	0	1	0											
Byung-Hyun Kim, R OBP: 0.299, SLG: 0.399										0	0	0	0	0	0	0											
Greg Swindell, L OBP: 0.299, SLG: 0.399										0	0	0	0	0	0	0											
Bret Prinz, R OBP: 0.299, SLG: 0.399										0	0	0	0	0	0	0											
Mark Grace, R OBP: 0.299, SLG: 0.399										0	0	0	0	0	0	0											
Junior Spivey, R OBP: 0.299, SLG: 0.399										0	0	0	0	0	0	0											
Inning Stats	R: 0 E: 0 K: 0 S: 11	H: 2 LOB: 2 BB: 0 P: 17	R: 0 E: 0 K: 2 S: 10	H: 0 LOB: 1 BB: 1 P: 15	R: 0 E: 0 K: 0 S: 8	H: 1 LOB: 1 BB: 1 P: 15	R: 0 E: 0 K: 1 S: 13	H: 0 LOB: 1 BB: 1 P: 23	R: 0 E: 0 K: 0 S: 8	H: 0 LOB: 0 BB: 0 P: 13	R: 1 E: 0 K: 0 S: 8	H: 2 LOB: 1 BB: 0 P: 12	R: 0 E: 0 K: 2 S: 9	H: 0 LOB: 0 BB: 0 P: 12	R: 0 E: 0 K: 1 S: 15	H: 0 LOB: 0 BB: 0 P: 21	R: 1 E: 0 K: 0 S: 6	H: 2 LOB: 3 BB: 2 P: 16	1B: 6 2B: 0 3B: 1 HR: 0	SF: 0 SAC: 0 DP: 0 HBP: 0	WP: 0 PA: 37 PB: 0 SB: 0 CS: 1						
PITCHER	IP	WLS	BF	H	R	ER	SO	BB	IBB	HBP	BLK	WP	HR	S	P	ERA	WHIP										
Adam Eaton, R ERA: 4.9	(1, 1)	7.0	29	5	1	1	5	3	0	0	0	0	0	15	21	0.00	0.000										
Jose Nunez, L ERA: 9.69	(8, 1)	1.0	3	0	0	0	1	0	0	0	0	0	0	15	21	0.00	0.000										
Tom Davey, R ERA: 3.72	(9, 1)	0.1	L	4	1	1	1	0	2	0	0	0	0	4	14	27.00	9.000										
Trevor Hoffman, R ERA: 4.15	(9, 1)	0.0	1	1	0	0	0	0	0	0	0	0	0	2	2	∞	∞										

San Diego Padres @ Arizona Diamondbacks
Bank One Ballpark, Phoenix, AZ
Sat Jun 02 2001, 10:05 PM EDT
Att: 34,325 - Dome - 72 F

AB 32
R 2
H 7
RBI 2
BB 5
SO 6
LOB 14



Batter	1	2	3	4	5	6	7	8	9	AB	R	H	RBI	BB	SO	LOB	TOP											
Rickey Henderson, R OBP: 0.358, SLG: 0.379	G6-3		BB		G4-3		BB		K	3	0	0	0	2	1	1	San Diego Padres @ San Francisco Giants PacBell Park, San Francisco, CA Mon Jun 04 2001, 10:15 PM EDT Att: 38,255 - Sunny - 61 F											
Mark Kotsay, L OBP: 0.353, SLG: 0.412	K		F5		F7		L8			4	0	0	0	0	1	3												
Ryan Klesko, L OBP: 0.419, SLG: 0.599	1B		K		E1		G6-3			4	0	1	0	0	1	2												
Phil Nevin, R OBP: 0.388, SLG: 0.589	F9		FC1-6		F9		G4-3			2	0	0	0	2	0	2												
Ben Davis, S OBP: 0.396, SLG: 0.429		G6-3	FC1-6				G5-3		G4-3	4	0	0	0	0	0	4												
Alex Arias, R OBP: 0.307, SLG: 0.317		E5			G5-3		F8		WP	3	1	0	0	1	0	0												
Mike Darr, L OBP: 0.393, SLG: 0.358		F7			WP		K		BB	4	0	2	1	0	1	1												
Donaldo Mendez, R OBP: 0.206, SLG: 0.212					F9				1B	3	0	0	0	0	0	2												
Chris Gomez, R OBP: 0.270, SLG: 0.238									F7	0	0	0	0	0	0	0												
Dave Magadan, L OBP: 0.391, SLG: 0.390							G6-3		1B	1	0	0	0	0	0	1												
Bobby Jones, R OBP: 0.115, SLG: 0.120									K	3	0	1	0	0	1	1												
Cesar Crespo, S OBP: 0.211, SLG: 0.125			BB		K		F8			1	0	0	0	0	1	1												
Inning Stats	R: 0 E: 0 K: 1 S: 8	H: 1 LOB: 1 BB: 0 P: 14	R: 0 E: 1 K: 0 S: 7	H: 0 LOB: 1 BB: 0 P: 12	R: 0 E: 0 K: 1 S: 9	H: 1 LOB: 3 BB: 2 P: 20	R: 0 E: 0 K: 1 S: 8	H: 1 LOB: 1 BB: 0 P: 13	R: 0 E: 1 K: 0 S: 11	H: 0 LOB: 1 BB: 0 P: 15	R: 0 E: 0 K: 1 S: 6	H: 0 LOB: 0 BB: 0 P: 8	R: 0 E: 0 K: 0 S: 5	H: 0 LOB: 0 BB: 1 P: 11	R: 0 E: 0 K: 2 S: 10	H: 0 LOB: 0 BB: 1 P: 17	R: 1 E: 0 K: 2 S: 13	H: 1 LOB: 1 BB: 1 P: 24	1B: 3 2B: 1 3B: 0 HR: 0	SF: 0 SAC: 0 DP: 1 HBP: 0	WP: 3 PB: 0 SB: 1 CS: 0	PA: 37						
PITCHER	IP	WLS	BF	H	R	ER	SO	BB	IBB	HBP	BLK	WP	HR	S	P	ERA	WHIP											
Shawn Estes, L ERA: 2.45	(1, 1)	8.0	W	32	3	0	0	4	4	0	0	0	2	0	64	110	0.00	0.875										
Robb Nen, R ERA: 4.01	(9, 1)	1.0	S	5	1	1	1	2	1	0	0	0	1	0	13	24	9.00	2.000										

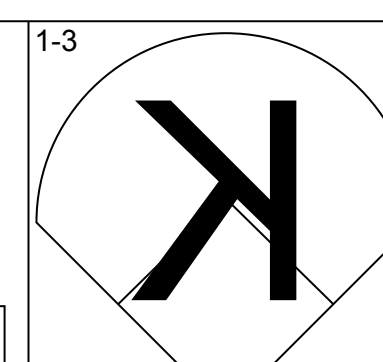
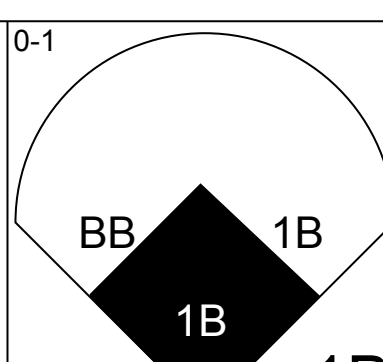
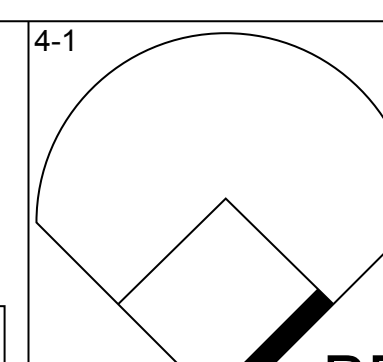
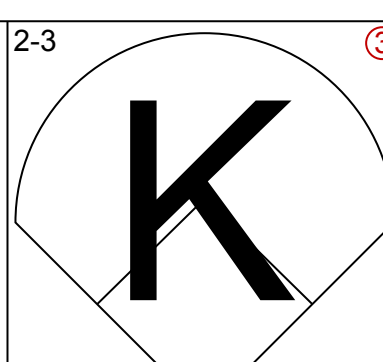
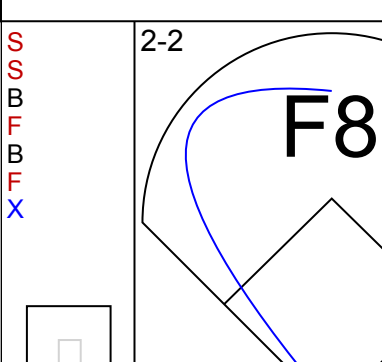
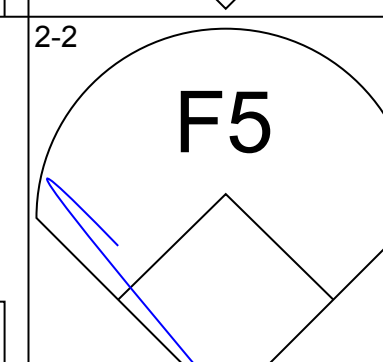
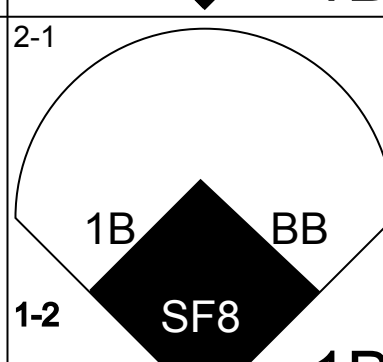
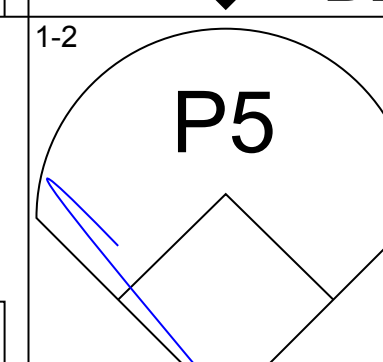

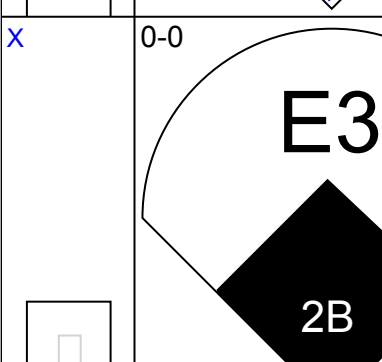
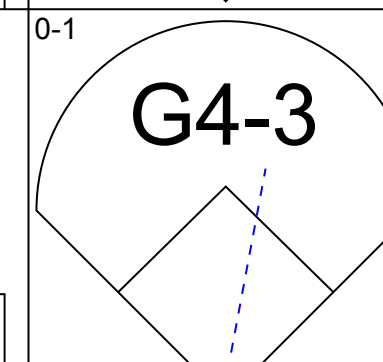
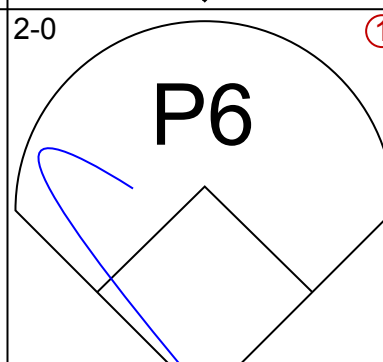
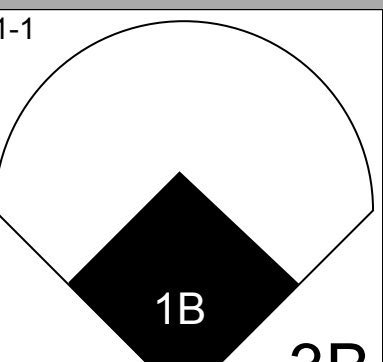

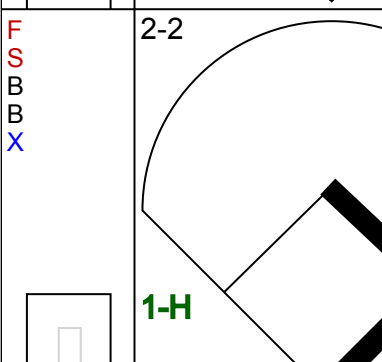
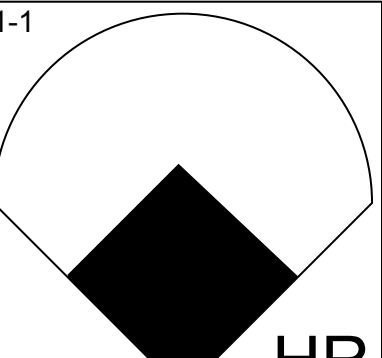
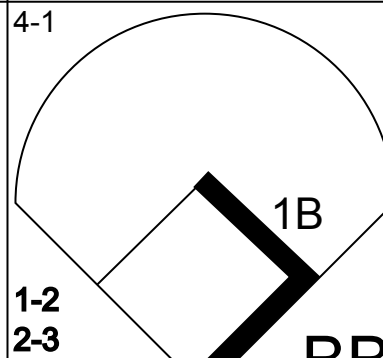
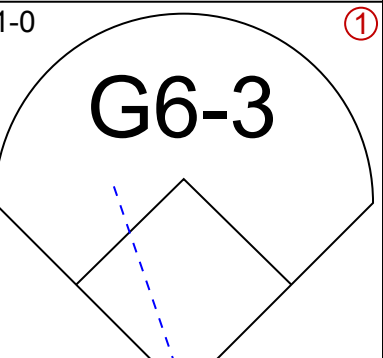

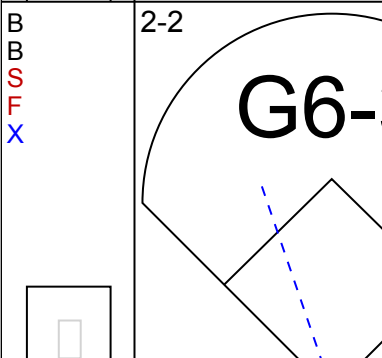

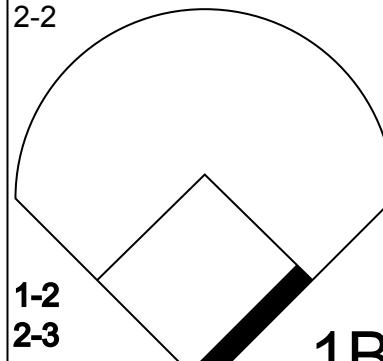
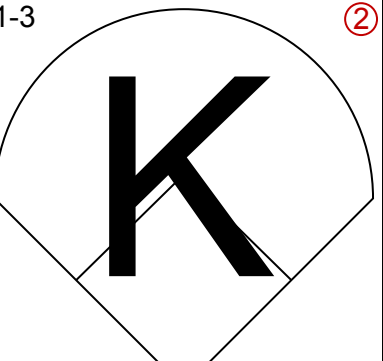


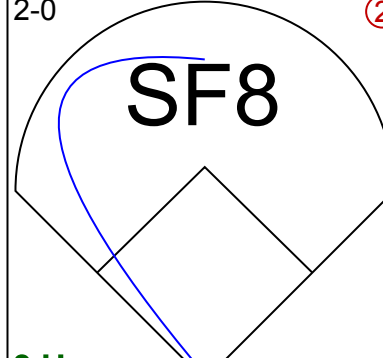
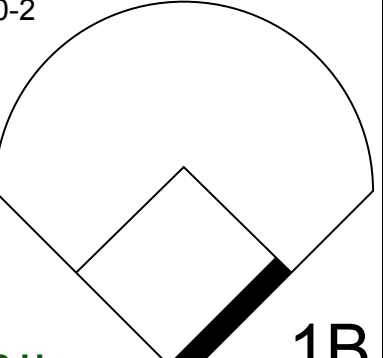
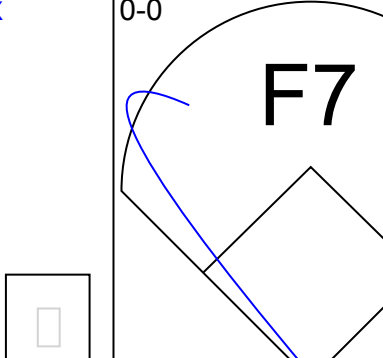

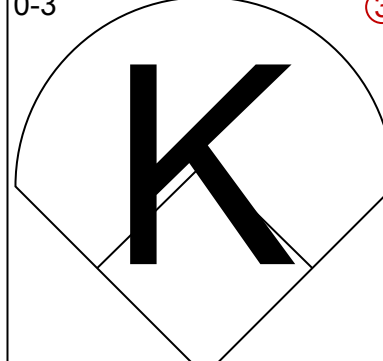
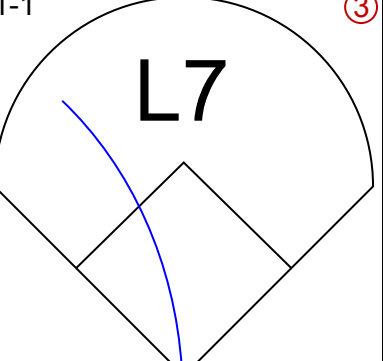
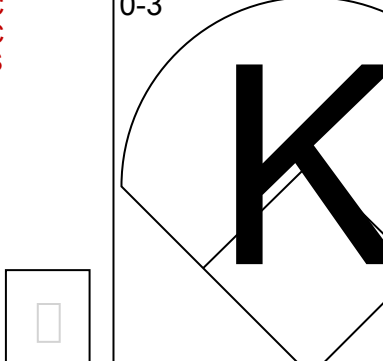

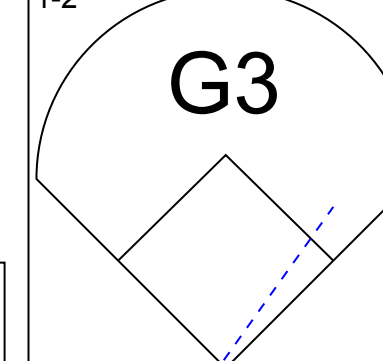
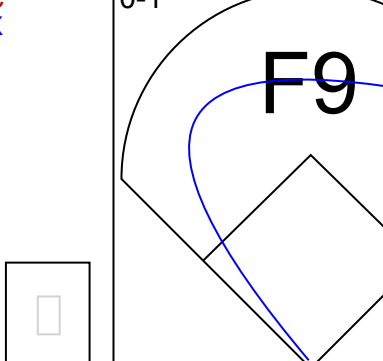

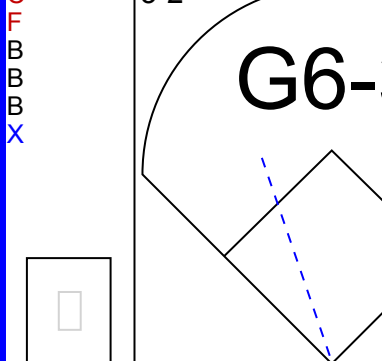
AB	32
R	1
H	4
RBI	1
BB	5
SO	6
LOB	18

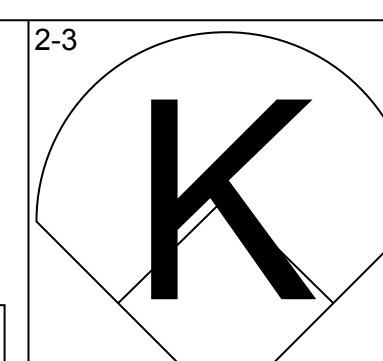
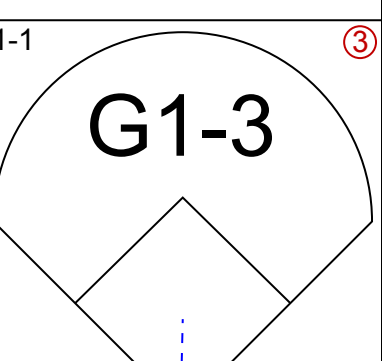
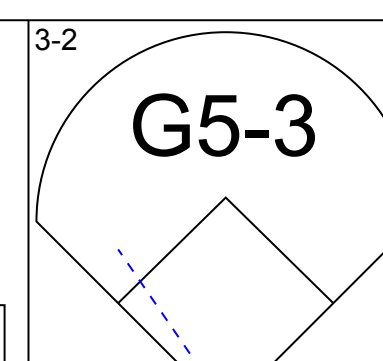
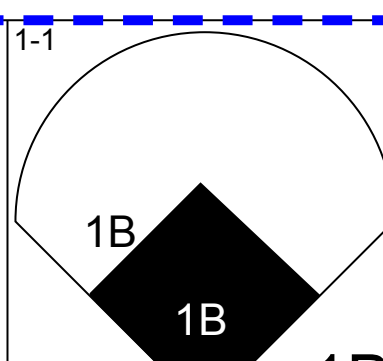
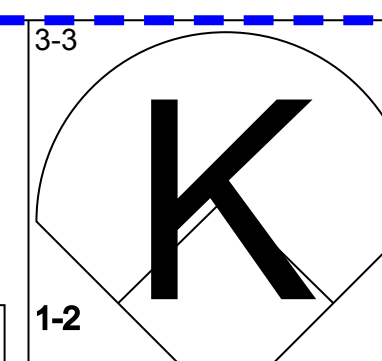
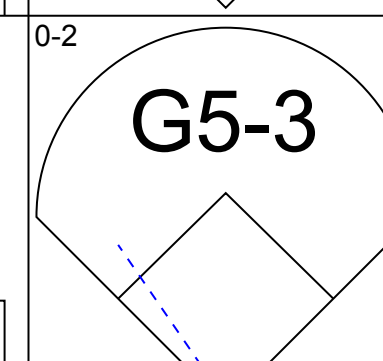
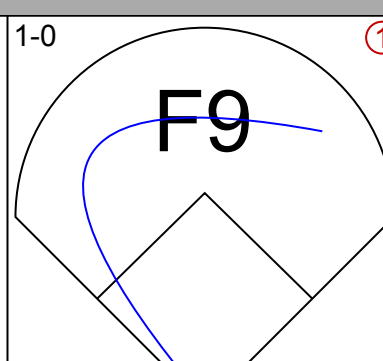
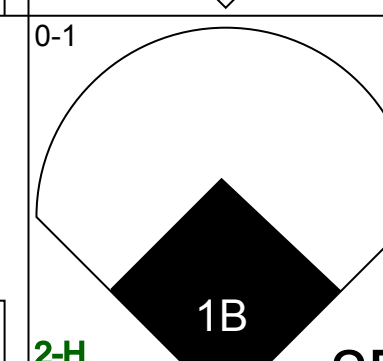
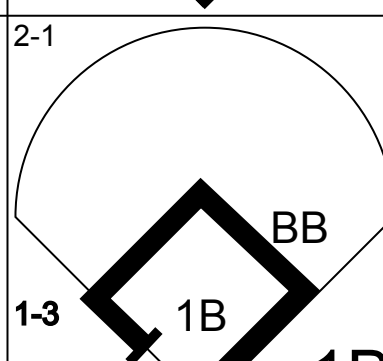
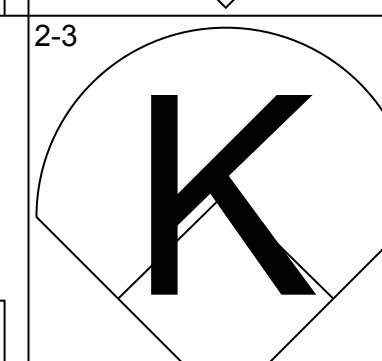
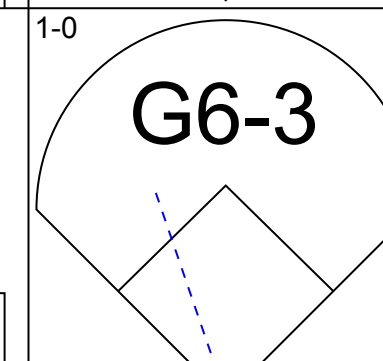
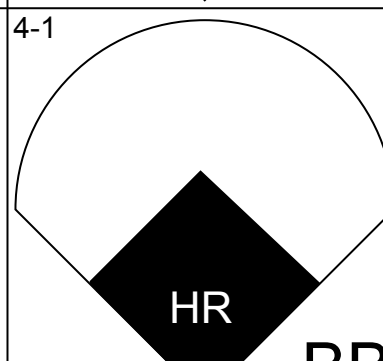
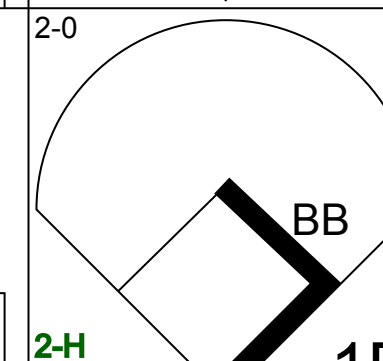
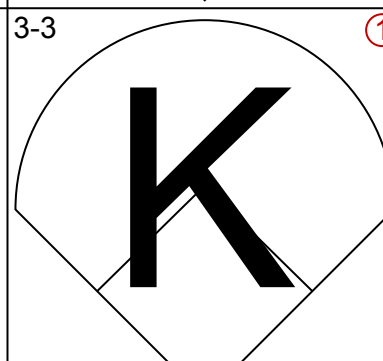
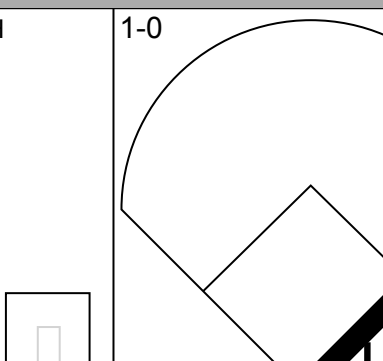
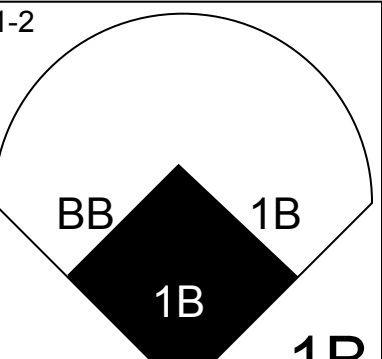
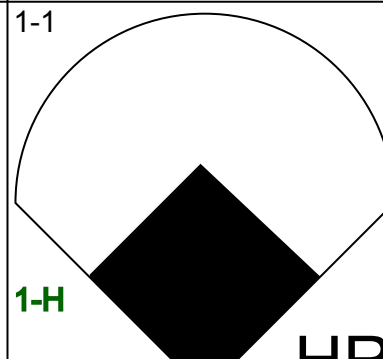
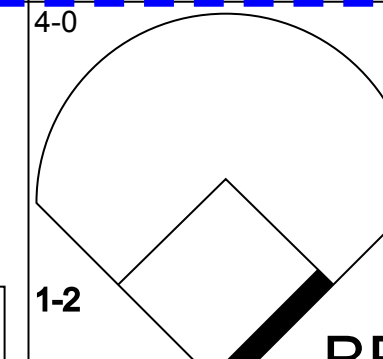
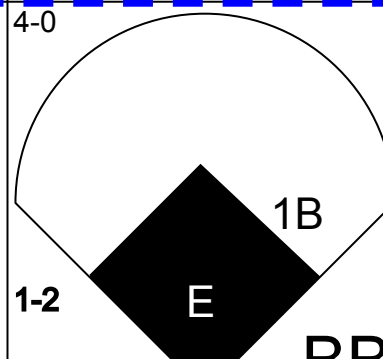
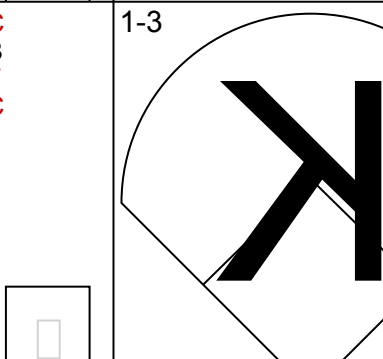
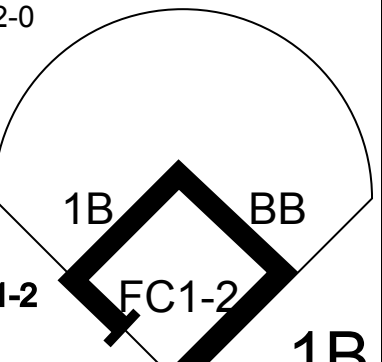
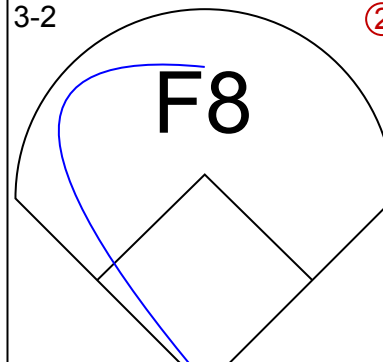
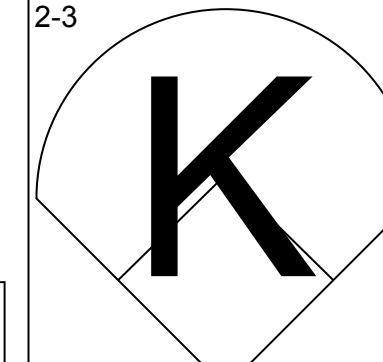
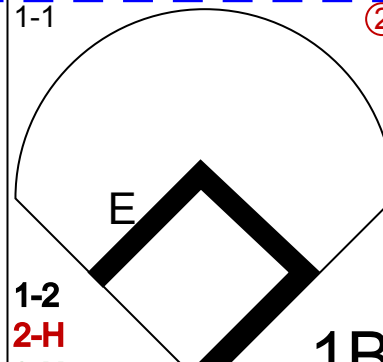
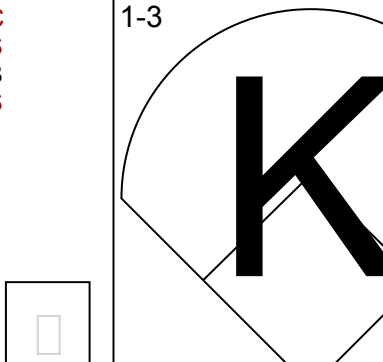

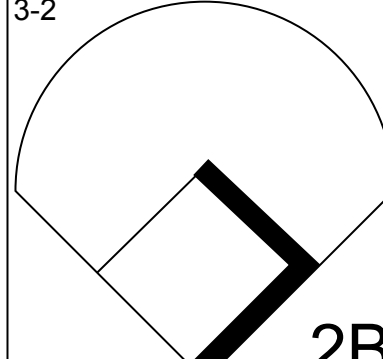
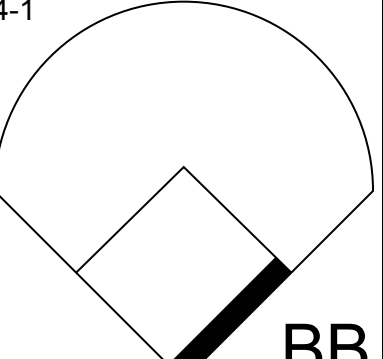
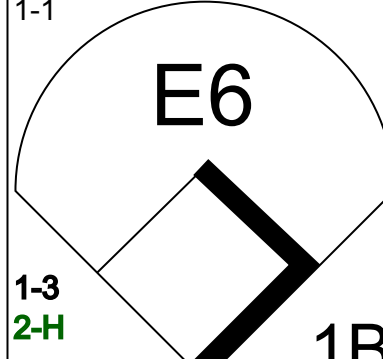
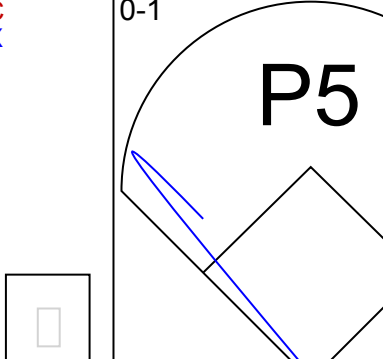
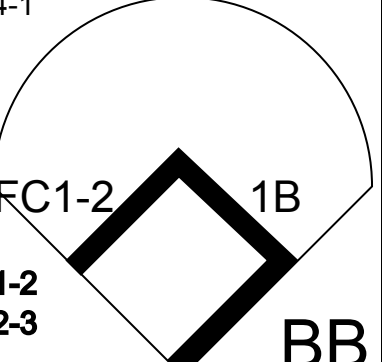
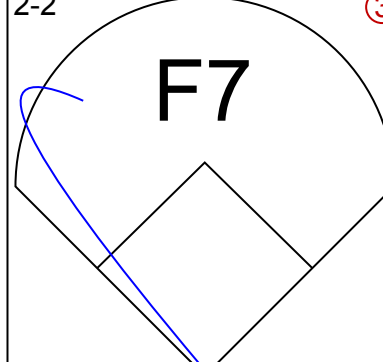
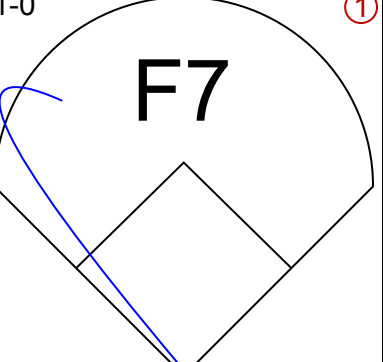
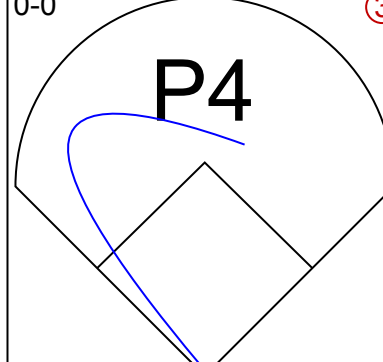
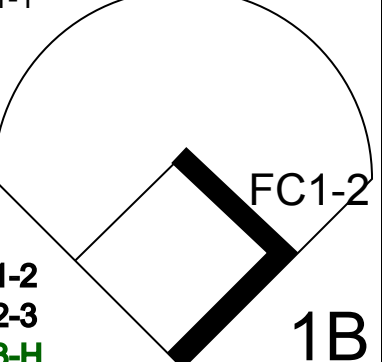
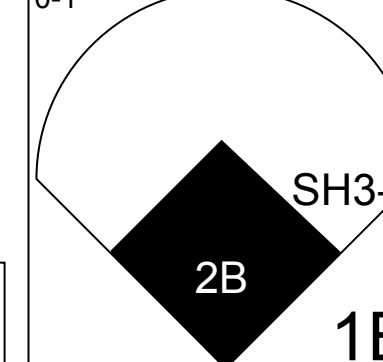



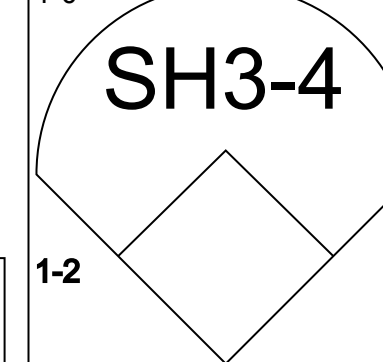
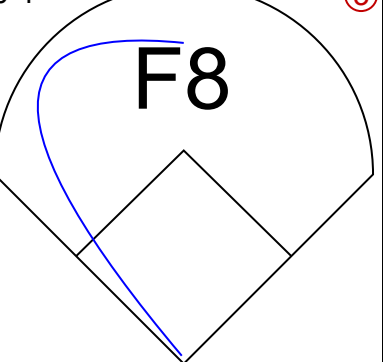
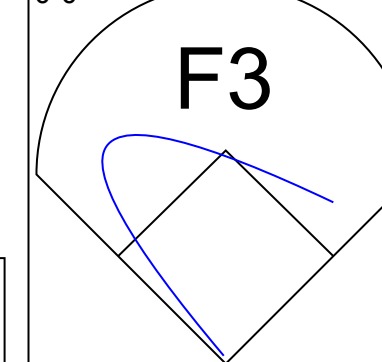


Batter	1	2	3	4	5	6	7	8	9	AB	R	H	RBI	BB	SO	LOB	BOTTOM											
Shawn Dunston, R OBP: 0.333, SLG: 0.511	HR		G4-3		G6-3		FC5			4	1	2	1	0	0	2	San Diego Padres @ San Francisco Giants PacBell Park, San Francisco, CA Mon Jun 04 2001, 10:15 PM EDT Att: 38,255 - Sunny - 61 F											
Calvin Murray, R OBP: 0.450, SLG: 0.625					1B		2-3		BB	0	0	0	0	1	0	0												
Ramon Martinez, R OBP: 0.308, SLG: 0.323	WP		G1-3		G6-3				L7	5	1	1	0	0	0	3												
Jeff Kent, R OBP: 0.332, SLG: 0.474	K		F9		G6-3				1B	4	0	1	0	0	1	2												
Barry Bonds, L OBP: 0.471, SLG: 0.899	SF8								1B	2	1	2	2	1	0	0												
Benito Santiago, R OBP: 0.373, SLG: 0.441	F7				HR		1B		1B	4	0	0	0	0	0	4												
Armando Rios, L OBP: 0.296, SLG: 0.458			K		P4		K		G4-3	4	0	0	0	0	2	2												
Rich Aurilia, R OBP: 0.418, SLG: 0.608					1B				FC5-4	4	0	4	0	0	0	0												
Pedro Feliz, R OBP: 0.227, SLG: 0.268					1B				FC5-4	4	0	1	0	0	0	3												
Shawn Estes, R OBP: 0.130, SLG: 0.095									F9	3	0	1	0	0	1	3												
Edwards Guzman, L OBP: 0.229, SLG: 0.429									FC5-4	1	0	0	0	0	0	1												
Robb Nen, R ERA: 4.01									BB	0	0	0	0	0	0	0												
Inning Stats	R: 2 E: 0 K: 1 S: 11	H: 2 LOB: 0 BB: 0 P: 18	R: 0 E: 0 K: 2 S: 12	H: 1 LOB: 1 BB: 0 P: 15	R: 0 E: 0 K: 0 S: 8	H: 0 LOB: 0 BB: 0 P: 13	R: 1 E: 0 K: 0 S: 14	H: 3 LOB: 2 BB: 0 P: 18	R: 0 E: 0 K: 0 S: 7	H: 1 LOB: 2 BB: 1 P: 14	R: 0 E: 0 K: 1 S: 12	H: 2 LOB: 2 BB: 0 P: 17	R: 0 E: 0 K: 0 S: 11	H: 2 LOB: 0 BB: 0 P: 13	R: 0 E: 0 K: 0 S: 9	H: 1 LOB: 2 BB: 1 P: 19	1B: 8 2B: 2 3B: 0 HR: 2	SF: 1 SAC: 0 DP: 0 HBP: 0	WP: 1 PB: 0 SB: 0 CS: 0	PA: 38								
PITCHER	IP	WLS	BF	H	R	ER	SO	BB	IBB	HBP	BLK	WP	HR	S	P	ERA	WHIP											
Bobby Jones, R ERA: 3.17	(1, 1)	8.0	L	38	12	3	3	4	1	1	0	0	1	2	84	127	3.38	1.625										

AB	35
R	3
H	12
RBI	3
BB	2
SO	4
LOB	20



Batter	1	2	3	4	5	6	7	8	9	AB	R	H	RBI	BB	SO	LOB	TOP			
Rickey Henderson, R OBP: 0.359, SLG: 0.376 (1, 7)										4	1	1	0	1	2	0	San Diego Padres @ San Francisco Giants PacBell Park, San Francisco, CA Tue Jun 05 2001, 10:15 PM EDT Att: 38,476 - Sunny - 68 F livebaseballscorecards.com			
Mark Kotsay, L OBP: 0.345, SLG: 0.405 (1, 8)										5	2	1	0	0	0	1				
Ryan Klesko, L OBP: 0.423, SLG: 0.612 (1, 3)										4	1	2	1	1	0	2				
Phil Nevin, R OBP: 0.388, SLG: 0.598 (1, 5)										4	1	1	1	1	0	3				
Mike Darr, L OBP: 0.396, SLG: 0.374 Jay Witasick, R (7, 1)										4	1	2	1	0	1	2				
Ben Davis, S OBP: 0.393, SLG: 0.427 (1, 2)										3	0	1	2	0	0	1				
Cesar Crespo, S OBP: 0.217, SLG: 0.150 (1, 4)										4	0	1	1	0	2	3				
Chris Gomez, R OBP: 0.258, SLG: 0.226 (1, 6)										4	0	0	0	0	1	1				
Wascar Serrano, R OBP: 0.111, SLG: 0.111 David Lee, R (4, 1)										2	0	0	0	0	0	1				
Inning Stats	R: 0 E: 0 K: 1 S: 11	H: 0 LOB: 0 BB: 0 P: 14	R: 2 E: 0 K: 2 S: 13	H: 3 LOB: 1 BB: 0 P: 18	R: 2 E: 0 K: 1 S: 17	H: 3 LOB: 2 BB: 1 P: 29	R: 0 E: 0 K: 0 S: 9	H: 0 LOB: 1 BB: 1 P: 15	R: 1 E: 0 K: 1 S: 12	H: 2 LOB: 1 BB: 0 P: 16	R: 0 E: 0 K: 1 S: 7	H: 0 LOB: 0 BB: 0 P: 11	R: 0 E: 0 K: 1 S: 6	H: 0 LOB: 0 BB: 0 P: 6	R: 1 E: 1 K: 0 S: 15	H: 1 LOB: 1 BB: 0 P: 24		1B: 5 2B: 2 3B: 1 HR: 1	SF: 1 SAC: 0 DP: 0 HBP: 0	WP: 0 PB: 0 SB: 0 CS: 0
PITCHER	IP	WLS	BF	H	R	ER	SO	BB	IBB	HBP	BLK	WP	HR	S	P	ERA	WHIP			
Livan Hernandez, R ERA: 6.78 (1, 1)	7.0	W	32	8	5	5	6	3	0	0	0	0	1	76	114	6.43	1.571			
Felix Rodriguez, R ERA: 1.51 (8, 1)	1.0	H	3	0	0	0	1	0	0	0	0	0	0	6	6	0.00	0.000			
Robb Nen, R ERA: 3.86 (9, 1)	1.0	S	5	1	1	0	0	0	0	0	0	0	0	15	24	0.00	1.000			

Batter	1	2	3	4	5	6	7	8	9	AB	R	H	RBI	BB	SO	LOB	BOTTOM			
Calvin Murray, R OBP: 0.400, SLG: 0.524 (1, 8)										5	1	1	0	0	2	5	San Diego Padres @ San Francisco Giants PacBell Park, San Francisco, CA Tue Jun 05 2001, 10:15 PM EDT Att: 38,476 - Sunny - 68 F livebaseballscorecards.com			
Rich Aurilia, R OBP: 0.418, SLG: 0.608 (1, 6)										5	1	2	1	0	1	1				
Jeff Kent, R OBP: 0.337, SLG: 0.472 (1, 3)										3	1	1	1	1	1	2				
Barry Bonds, L OBP: 0.478, SLG: 0.913 (1, 7)										3	3	2	2	2	1	1				
Benito Santiago, R OBP: 0.374, SLG: 0.439 (1, 2)										5	0	2	1	0	2	3				
Armando Rios, L OBP: 0.303, SLG: 0.464 (1, 9)										4	0	2	1	1	1	3				
Russ Davis, R OBP: 0.333, SLG: 0.466 (1, 5)										3	0	0	0	1	0	4				
Ramon Martinez, R OBP: 0.324, SLG: 0.333 (1, 4)										3	1	2	1	1	0	1				
Livan Hernandez, R OBP: 0.194, SLG: 0.226 Felix Rodriguez, R Robb Nen, R (1, 1) (8, 1) (9, 1)										3	0	0	0	0	0	5				
Inning Stats	R: 0 E: 0 K: 1 S: 7	H: 0 LOB: 0 BB: 0 P: 10	R: 1 E: 0 K: 1 S: 14	H: 3 LOB: 3 BB: 1 P: 25	R: 2 E: 0 K: 0 S: 15	H: 2 LOB: 1 BB: 1 P: 29	R: 2 E: 0 K: 1 S: 13	H: 3 LOB: 2 BB: 1 P: 25	R: 0 E: 0 K: 1 S: 12	H: 0 LOB: 1 BB: 1 P: 12	R: 2 E: 1 K: 1 S: 12	H: 4 LOB: 2 BB: 1 P: 24	R: 0 E: 0 K: 2 S: 7	H: 0 LOB: 1 BB: 1 P: 16	R: 0 E: 0 K: 2 S: 8	H: 0 LOB: 1 BB: 0 P: 11		1B: 9 2B: 2 3B: 0 HR: 1	SF: 0 SAC: 1 DP: 0 HBP: 1	WP: 0 PB: 1 SB: 0 CS: 0
PITCHER	IP	WLS	BF	H	R	ER	SO	BB	IBB	HBP	BLK	WP	HR	S	P	ERA	WHIP			
Wascar Serrano, R ERA: 5.34 (1, 1)	3.2		21	8	5	5	2	2	0	0	0	0	0	10	21	0.00	1.500			
David Lee, R ERA: 2.45 (4, 1)	1.1	L	3	2	2	2	1	0	0	0	0	0	0	7	13	54.00	6.000			
Tom Davey, R ERA: 4.35 (6, 1)	0.1		1	0	0	0	0	1	0	0	0	0	0	4	4	∞	∞			
Jose Nunez, L ERA: 11.2 (6, 1)	0.0		1	0	0	0	0	1	0	0	0	0	0	0	0	∞	∞			
Rudy Seanez, R ERA: (6, 1)	1.0		5	2	0	0	0	1	0	0	0	0	0	6	12	0.00	3.000			

Batter	1	2	3	4	5	6	7	8	9	AB	R	H	RBI	BB	SO	LOB	TOP					
Rickey Henderson, R OBP: 0.351, SLG: 0.366	(1, 7) F8		(1, 1) F8		(2, 1) F8		(2, 1) F8			4	0	0	0	0	0	0	San Diego Padres @ San Francisco Giants PacBell Park, San Francisco, CA Wed Jun 06 2001, 10:05 PM EDT Att: 37,208 - Sunny - 70 F					
Mike Colangelo, R OBP: 0.356, SLG: 0.500	(1, 8) F9		(1, 0) 1B		(2, 1) F8			(2, 0) 3B 2B		4	1	2	0	0	0							
Ryan Klesko, L OBP: 0.424, SLG: 0.620	(1, 3) K		(3, 2) F8		(1, 0) F9 BB FC6-4 1B			(0, 1) 2H SF8 3B		4	2	2	1	0	1							
Phil Nevin, R OBP: 0.394, SLG: 0.600		(2, 2) CS 1B		(4, 0) 2B SF7 BB		(4, 1) FC6-4 BB		(1, 1) SF8		1	1	1	1	2	0							
Ben Davis, S OBP: 0.390, SLG: 0.429		(3, 3) K		(1, 0) 2B		(1, 0) F9 BB		(3, H) K		4	0	1	0	0	2							
Mike Darr, L OBP: 0.391, SLG: 0.373		(0, 0) 2B 1B		(2, 1) SF7		(0, 0) FC6-4		(1, 1) G6-3		3	0	1	2	0	1							
Alex Arias, R OBP: 0.304, SLG: 0.328		(1, 2) 2B		(3, H) F9		(1, 1) F9			(1, 1) F8	4	0	1	0	0	2							
Chris Gomez, R OBP: 0.250, SLG: 0.218	(1, 6) K		(1, 3) G3-4-1		(2, 1) G6-3			(0, 1) F8		3	0	0	0	0	1							
Dave Magadan, L OBP: 0.360, SLG: 0.377										1	0	0	0	0	0							
Woody Williams, R OBP: 0.143, SLG: 0.182	(1, 1) F8		(2, 2) F8		(0, 1) P3			(3, 2) F7		3	0	0	0	0	0							
Tom Davey, R OBP: 0.347, SLG: 0.403	(8, 1) F8									0	0	0	0	0	0							
Mark Kotsay, L OBP: 0.347, SLG: 0.403	(9, PH) F8									1	0	0	0	0	0							
Inning Stats	R: 0 E: 0 K: 1 S: 8	H: 0 LOB: 0 BB: 0 P: 12	R: 0 E: 0 K: 2 S: 14	H: 3 LOB: 2 BB: 0 P: 21	R: 0 E: 0 K: 0 S: 9	H: 1 LOB: 1 BB: 0 P: 16	R: 1 E: 0 K: 0 S: 7	H: 1 LOB: 1 BB: 1 P: 18	R: 0 E: 0 K: 0 S: 6	H: 0 LOB: 0 BB: 0 P: 10	R: 1 E: 0 K: 0 S: 6	H: 1 LOB: 1 BB: 0 P: 13	R: 0 E: 0 K: 0 S: 5	H: 0 LOB: 0 BB: 0 P: 9	R: 2 E: 0 K: 1 S: 10	H: 2 LOB: 0 BB: 0 P: 15	R: 0 E: 0 K: 0 S: 7	H: 0 LOB: 0 BB: 0 P: 11	1B: 4 2B: 4 3B: 1 HR: 0	SF: 2 SAC: 0 DP: 1 HBP: 0	WP: 0 PB: 0 SB: 0 CS: 1	PA: 36
PITCHER	IP WLS BF H R ER SO BB IBB HBP BLK WP HR S P ERA WHIP																					
Kirk Rueter, L ERA: 6.16	(1, 1) 7.0 W 29 7 3 3 3 2 0 0 0 0 0 0 56 102 3.86 1.286																					
Tim Worrell, R ERA: 3.93	(8, 1) 1.0 4 1 1 1 1 0 0 0 0 0 0 9 12 9.00 1.000																					
Robb Nen, R ERA: 3.71	(9, 1) 1.0 S 3 0 0 0 0 0 0 0 0 0 0 7 11 0.00 0.000																					

AB	32
R	4
H	8
RBI	4
BB	2
SO	4
LOB	10



Batter	1	2	3	4	5	6	7	8	9	AB	R	H	RBI	BB	SO	LOB	BOTTOM			
Calvin Murray, R OBP: 0.433, SLG: 0.520	(1, 8) 3B 1B		(3, 2) G5-3			(0, 1) G6-3		(4, 2) BB		4	1	2	0	1	0	1	San Diego Padres @ San Francisco Giants PacBell Park, San Francisco, CA Wed Jun 06 2001, 10:05 PM EDT Att: 37,208 - Sunny - 70 F			
Russ Davis, R OBP: 0.326, SLG: 0.471	(1, 5) 2B		(0, 1) FC6-4 1B		(2, 3) K		(1, 3) K	(0, 3) K		5	1	1	1	0	3	4				
Pedro Feliz, R OBP: 0.227, SLG: 0.268	(9, 5) 3B		(1, 2) 2B 3B							0	0	0	0	0	0					
Armando Rios, L OBP: 0.312, SLG: 0.468	(1, 7) G4-3		(3, 2) G4-3		(4, 2) G5-4-3 BB		(0, 2) E S 1B			3	0	2	1	1	0	1				
Jeff Kent, R OBP: 0.340, SLG: 0.475	(1, 3) F9-6 2B		(1, 2) G4-3		(4, 2) G5-4-3 BB		(2, 2) F8			3	0	1	1	1	0	3				
Benito Santiago, R OBP: 0.377, SLG: 0.437	(1, 2) BB				(0, 1) G5-4-3		(0, 0) P6			3	1	1	0	1	0	3				
Rich Aurilia, R OBP: 0.415, SLG: 0.615	(1, 6) F9-6		(0, 0) HR		(2, 1) F9		(2, 1) F8			4	1	1	2	0	3					
Marvin Benard, L OBP: 0.274, SLG: 0.311			(0, 1) 1B SF7 2B		(0, 1) G3-1 2B			(1, 0) B1-3		4	1	2	0	0	0					
Ramon Martinez, R OBP: 0.322, SLG: 0.330			(0, 1) FC6-4 1B 1B		(2, 2) L3		(0, 3) K		(2, 2) F7	4	1	1	0	0	1					
Kirk Rueter, L OBP: 0.222, SLG: 0.130	(1, 1) SF7		(0, 1) G3-1				(0, 0) F7			2	0	0	1	0	0					
Tim Worrell, R OBP: 0.320, SLG: 0.364	(8, 1) SF7									0	0	0	0	0	0					
Felipe Crespo, S OBP: 0.320, SLG: 0.364	(9, PH) SF7									0	0	0	0	1	0					
Robb Nen, R	(9, 1) SF7									0	0	0	0	0	0					
Inning Stats	R: 2 E: 0 K: 0 S: 12	H: 3 LOB: 1 BB: 1 P: 20	R: 2 E: 0 K: 0 S: 17	H: 4 LOB: 2 BB: 0 P: 21	R: 2 E: 0 K: 0 S: 13	H: 3 LOB: 1 BB: 0 P: 19	R: 0 E: 0 K: 1 S: 10	H: 0 LOB: 1 BB: 2 P: 20	R: 0 E: 0 K: 1 S: 8	H: 0 LOB: 0 BB: 0 P: 10	R: 0 E: 0 K: 1 S: 7	H: 0 LOB: 0 BB: 0 P: 8	R: 0 E: 0 K: 0 S: 9	H: 1 LOB: 1 BB: 0 P: 13	R: 0 E: 0 K: 1 S: 12	H: 0 LOB: 2 BB: 2 P: 23	1B: 6 2B: 4 3B: 1 HR: 1	SF: 1 SAC: 0 DP: 2 HBP: 0	WP: 0 PB: 0 SB: 2 CS: 0	PA: 38
PITCHER	IP WLS BF H R ER SO BB IBB HBP BLK WP HR S P ERA WHIP																			
Woody Williams, R ERA: 4.66	(1, 1) 7.2 L 37 11 6 6 3 5 0 0 0 0 0 0 84 130 7.04 2.087																			
Tom Davey, R ERA: 4.29	(8, 1) 0.1 1 0 0 0 0 0 0 0 0 0 0 4 4 0.00 0.000																			

AB	32
R	6
H	11
RBI	6
BB	5
SO	4
LOB	17



Batter	1	2	3	4	5	6	7	8	9	AB	R	H	RBI	BB	SO	LOB	TOP	
Cesar Crespo, S OBP: 0.281, SLG: 0.296 (1, 4)										4	1	1	0	0	1	1	San Diego Padres @ Seattle Mariners Safeco Field, Seattle, WA Fri Jun 08 2001, 7:05 PM PDT Att: 45,293 - Sunny - 73 F	
Mark Kotsay, L OBP: 0.345, SLG: 0.394 (1, 8)										4	0	1	0	0	1	0		
Ryan Klesko, L OBP: 0.429, SLG: 0.612 (1, 3)										4	0	2	0	0	0	0		
Phil Nevin, R OBP: 0.405, SLG: 0.597 (1, 5)										2	0	0	0	2	0	3		
Mike Darr, L OBP: 0.395, SLG: 0.378 (1, 9)										4	0	0	1	0	0	5		
Ben Davis, S OBP: 0.383, SLG: 0.417 (1, 2)										3	0	0	0	1	1	2		
Dave Magadan, L OBP: 0.360, SLG: 0.354 Bubba Trammell, R OBP: 0.346, SLG: 0.482 (9, PH)										3	0	0	0	0	0	1		
Santiago Perez, S OBP: 0.338, SLG: 0.231 (1, 7)										4	0	1	0	0	2	1		
Alex Arias, R OBP: 0.310, SLG: 0.365 (1, 6)										3	0	0	0	0	0	2		
Inning Stats	R: 1 E: 0 K: 0 S: 9	H: 3 LOB: 2 BB: 0 P: 15	R: 0 E: 0 K: 0 S: 11	H: 0 LOB: 0 BB: 0 P: 16	R: 0 E: 0 K: 1 S: 6	H: 0 LOB: 0 BB: 0 P: 8	R: 0 E: 0 K: 0 S: 7	H: 1 LOB: 1 BB: 0 P: 12	R: 0 E: 0 K: 1 S: 11	H: 0 LOB: 1 BB: 1 P: 22	R: 0 E: 0 K: 1 S: 11	H: 1 LOB: 2 BB: 1 P: 18	R: 0 E: 0 K: 2 S: 11	H: 0 LOB: 0 BB: 0 P: 18	1B: 5 2B: 0 3B: 0 HR: 0	SF: 0 SAC: 0 DP: 0 HBP: 0		WP: 0 PB: 0 SB: 0 CS: 0
PITCHER	IP WLS BF H R ER SO BB IBB HBP BLK WP HR S P ERA WHIP																	
Paul Abbott, R ERA: 4.7 (1, 1)	7.2 W 31 5 1 1 4 3 0 0 0 0 0 0 71 116 1.17 1.043																	
Arthur Rhodes, L ERA: 1.07 (8, 1)	0.2 2 0 0 0 0 0 0 0 0 0 0 0 7 10 0.00 0.000																	
Jeff Nelson, R ERA: 1.0 (9, 1)	0.2 2 0 0 0 2 0 0 0 0 0 0 0 6 11 0.00 0.000																	

AB	32
R	1
H	5
RBI	1
BB	3
SO	6
LOB	15




Batter	1	2	3	4	5	6	7	8	9	AB	R	H	RBI	BB	SO	LOB	BOTTOM	
51 Ichiro Suzuki, L OBP: 0.388, SLG: 0.478 (1, 9)										4	2	1	0	0	0	2	San Diego Padres @ Seattle Mariners Safeco Field, Seattle, WA Fri Jun 08 2001, 7:05 PM PDT Att: 45,293 - Sunny - 73 F	
Mark McLemore, S OBP: 0.396, SLG: 0.472 (1, 7)										4	1	1	1	0	0	2		
Edgar Martinez, R OBP: 0.458, SLG: 0.557 (1, 10)										4	1	3	4	0	1	0		
John Olerud, L OBP: 0.444, SLG: 0.488 (1, 3)										4	1	1	1	0	1	2		
Bret Boone, R OBP: 0.361, SLG: 0.573 (1, 4)										4	1	1	1	0	1	1		
Stan Javier, S OBP: 0.344, SLG: 0.294 Charles Gipson, R OBP: 0.250, SLG: 0.222 (8, 8)										4	0	1	0	0	0	1		
Carlos Guillen, S OBP: 0.330, SLG: 0.306 (1, 6)										4	0	1	0	0	0	0		
David Bell, R OBP: 0.263, SLG: 0.348 (1, 5)										4	0	0	0	0	1	2		
Dan Wilson, R OBP: 0.324, SLG: 0.368 (1, 2)										3	1	1	0	1	0	2		
Inning Stats	R: 3 E: 0 K: 0 S: 17	H: 3 LOB: 0 BB: 0 P: 21	R: 3 E: 1 K: 2 S: 17	H: 3 LOB: 1 BB: 0 P: 24	R: 0 E: 0 K: 1 S: 8	H: 2 LOB: 2 BB: 0 P: 10	R: 1 E: 0 K: 0 S: 10	H: 1 LOB: 0 BB: 0 P: 16	R: 0 E: 0 K: 0 S: 9	H: 0 LOB: 1 BB: 1 P: 19	R: 0 E: 0 K: 0 S: 8	H: 1 LOB: 1 BB: 0 P: 15	R: 0 E: 0 K: 0 S: 11	H: 0 LOB: 0 BB: 0 P: 18	1B: 5 2B: 2 3B: 0 HR: 3	SF: 0 SAC: 0 DP: 0 HBP: 0		WP: 0 PB: 0 SB: 1 CS: 0
PITCHER	IP WLS BF H R ER SO BB IBB HBP BLK WP HR S P ERA WHIP																	
Kevin Jarvis, R ERA: 5.14 (1, 1)	5.0 L 25 9 7 4 4 1 0 0 0 0 0 0 3 69 96 7.20 1.800																	
David Lee, R ERA: 2.3 (6, 1)	1.0 4 0 0 0 0 1 0 0 0 0 0 0 9 19 0.00 1.000																	
Brian Lawrence, R ERA: 6.35 (7, 1)	2.0 7 1 0 0 0 0 0 0 0 0 0 0 19 33 0.00 0.500																	

AB	35
R	7
H	10
RBI	7
BB	1
SO	4
LOB	12



Batter	1	2	3	4	5	6	7	8	9	AB	R	H	RBI	BB	SO	LOB	TOP										
Rickey Henderson, R OBP: 0.358, SLG: 0.389	G5-3	BB 1B							G4-3 BB	4	0	2	3	1	1	0	San Diego Padres @ Seattle Mariners Safeco Field, Seattle, WA Sat Jun 09 2001, 7:05 PM PDT Att: 45,322 - Overcast - 60 F										
Mark Kotsay, L OBP: 0.344, SLG: 0.385	P4	BB							K	4	0	0	1	1	1	3											
Ryan Klesko, L OBP: 0.425, SLG: 0.607	2B	G3-1							G4-6-3	5	0	1	0	0	1	4											
Phil Nevin, R OBP: 0.407, SLG: 0.593	FC6-4 BB								BB 2B 1B	3	1	1	0	1	2	0											
Mike Darr, L OBP: 0.383, SLG: 0.365	FC6-4								K	4	0	0	0	0	1	3											
Ben Davis, S OBP: 0.385, SLG: 0.412		G5-3 1B BB							BB	2	2	0	0	2	1	0											
Dave Magadan, L Santiago Perez, S Alex Arias, R		K							SH1-4 BB 1B	3	0	2	0	0	1	1											
Cesar Crespo, S		G5-3 1B 1B							1B SH1-4 BB	3	2	1	0	1	1	2											
Chris Gomez, R		G5-3							SH1-4 F9	3	0	0	0	0	0	4											
Inning Stats	R: 0 E: 0 K: 0 S: 6	H: 1 LOB: 2 BB: 1 P: 15	R: 2 E: 0 K: 1 S: 16	H: 2 LOB: 2 BB: 2 P: 29	R: 0 E: 0 K: 1 S: 7	H: 0 LOB: 0 BB: 0 P: 13	R: 0 E: 0 K: 0 S: 5	H: 1 LOB: 0 BB: 0 P: 9	R: 0 E: 0 K: 1 S: 5	H: 0 LOB: 0 BB: 0 P: 8	R: 0 E: 0 K: 2 S: 9	H: 0 LOB: 0 BB: 0 P: 15	R: 2 E: 0 K: 1 S: 10	H: 2 LOB: 1 BB: 1 P: 17	R: 2 E: 0 K: 2 S: 14	H: 2 LOB: 1 BB: 1 P: 22		R: 0 E: 0 K: 1 S: 8	H: 0 LOB: 0 BB: 1 P: 14	1B: 6 2B: 2 3B: 0 HR: 0	SF: 0 SAC: 1 DP: 2 HBP: 0	WP: 0 PB: 0 SB: 0 CS: 0	PA: 39				
PITCHER	IP	WLS	BF	H	R	ER	SO	BB	IBB	HBP	BLK	WP	HR	S	P	ERA	WHIP										
Freddy Garcia, R ERA: 4.18	6.1	L	28	6	4	4	5	4	0	0	0	0	0	54	99	5.68	1.579										
Arthur Rhodes, L ERA: 1.04	0.2		2	0	0	0	1	0	0	0	0	0	0	4	7	0.00	0.000										
Jose Paniagua, R ERA: 4.35	1.0		6	2	2	2	2	1	0	0	0	0	0	14	22	18.00	3.000										
Brian Fuentes, L ERA:	1.0		3	0	0	0	1	1	0	0	0	0	0	8	14	0.00	1.000										

Batter	1	2	3	4	5	6	7	8	9	AB	R	H	RBI	BB	SO	LOB	BOTTOM										
51 Ichiro Suzuki, L OBP: 0.395, SLG: 0.473	F7								L8	5	0	1	0	0	0	2	San Diego Padres @ Seattle Mariners Safeco Field, Seattle, WA Sat Jun 09 2001, 7:05 PM PDT Att: 45,322 - Overcast - 60 F										
Stan Javier, S OBP: 0.333, SLG: 0.283	G6-3								G6-3	4	0	0	0	0	1	2											
Edgar Martinez, R OBP: 0.458, SLG: 0.556	1B								K	4	1	2	0	0	1	1											
John Olerud, L OBP: 0.444, SLG: 0.488	G5-3								G6-3	4	2	2	0	0	0	1											
Bret Boone, R OBP: 0.355, SLG: 0.563									K	4	0	0	0	0	2	3											
Al Martin, L OBP: 0.287, SLG: 0.238	P6								K	4	0	1	1	0	1	1											
Carlos Guillen, S OBP: 0.329, SLG: 0.312	F7								K2-3	3	0	1	1	0	1	0											
David Bell, R OBP: 0.264, SLG: 0.344										2	0	0	0	1	0	1											
Mark McLemore, S OBP: 0.400, SLG: 0.472									DI BB	0	0	0	0	1	0	0											
Dan Wilson, R OBP: 0.324, SLG: 0.375									F8	3	0	1	0	0	0	2											
Tom Lampkin, L OBP: 0.317, SLG: 0.378									F8	1	0	0	0	0	0	1											
Inning Stats	R: 0 E: 0 K: 0 S: 9	H: 1 LOB: 1 BB: 0 P: 15	R: 0 E: 0 K: 1 S: 7	H: 0 LOB: 0 BB: 0 P: 10	R: 0 E: 0 K: 0 S: 8	H: 1 LOB: 1 BB: 0 P: 13	R: 2 E: 0 K: 0 S: 13	H: 3 LOB: 2 BB: 1 P: 21	R: 0 E: 0 K: 1 S: 11	H: 0 LOB: 0 BB: 0 P: 17	R: 1 E: 1 K: 0 S: 11	H: 2 LOB: 1 BB: 0 P: 16	R: 0 E: 0 K: 1 S: 13	H: 1 LOB: 1 BB: 0 P: 20	R: 0 E: 0 K: 2 S: 9	H: 0 LOB: 0 BB: 0 P: 13	R: 0 E: 0 K: 1 S: 7	H: 0 LOB: 1 BB: 1 P: 14	1B: 6 2B: 2 3B: 0 HR: 0	SF: 1 SAC: 0 DP: 0 HBP: 0	WP: 0 PB: 0 SB: 1 CS: 0	PA: 37					
PITCHER	IP	WLS	BF	H	R	ER	SO	BB	IBB	HBP	BLK	WP	HR	S	P	ERA	WHIP										
Bobby Jones, R ERA: 3.16	6.0	W	27	8	3	2	2	1	0	0	0	0	0	63	99	3.00	1.500										
Jose Nunez, L ERA: 9.77	0.2	H	2	0	0	0	0	0	0	0	0	0	0	6	8	0.00	0.000										
Jay Witasick, R ERA: 1.09	1.1	H	4	0	0	0	3	0	0	0	0	0	0	12	18	0.00	0.000										
Trevor Hoffman, R ERA: 4.18	1.0	S	4	0	0	0	1	1	0	0	0	0	0	7	14	0.00	1.000										



Batter	1	2	3	4	5	6	7	8	9	AB	R	H	RBI	BB	SO	LOB	TOP																					
Rickey Henderson, R OBP: 0.351, SLG: 0.360 Santiago Perez, S OBP: 0.333, SLG: 0.227	(1,7) F 1-3 K		(1,0) F9		(1,0) G6-4-3		(1,2) F9		(3,3) K	4	0	0	0	0	1	3																						
Mike Colangelo, R OBP: 0.339, SLG: 0.456	(1,9) B 3-2 1B		(1,3) K		(1,3) K				(0,3) K	4	0	1	0	0	3	1																						
Ryan Klesko, L OBP: 0.418, SLG: 0.595 Cesar Crespo, S OBP: 0.306, SLG: 0.300	(1,3) C 2-2 F8			(1,1) P6		(1,1) P5		(0,0) E3		4	0	0	0	0	0	1																						
Phil Nevin, R OBP: 0.404, SLG: 0.586	(1,5) X 2-2 L3			(1,1) E 1B		(2,0) G6-3		(1,1) F9		4	0	1	0	0	0	2																						
Bubba Trammell, R OBP: 0.344, SLG: 0.477		(1,2) F G5-3		(0,0) F9		(1,2) FC5-4 1B		(2,3) K		4	0	1	0	0	1	2																						
Mike Darr, L OBP: 0.379, SLG: 0.361	(1,8) C 2-2 G6-3			(0,0) E 1B		(0,0) FC5-4			(0,3) K	4	0	1	0	0	1	1																						
Ben Davis, S OBP: 0.387, SLG: 0.431	(1,2) C 1-3 K			(0,0) E5			(3,2) G5-3 1B		(0,1) HR	4	1	2	1	0	1	2	AB 36																					
Alex Arias, R OBP: 0.326, SLG: 0.385	(1,4) C (8,3)		(0,1) 1B	(0,3) K			(0,0) F9		(4,2) BB	3	0	1	0	1	1	4	R 1																					
Chris Gomez, R OBP: 0.240, SLG: 0.211	(1,6) B 3-1 F8				(2,1) G6-4-3 1B		(1,1) G5-3		(0,0) F2	4	0	1	0	0	0	3	H 8																					
Inning Stats	R: 0 E: 0 K: 1 S: 13	H: 1 LOB: 1 BB: 0 P: 21	R: 0 E: 0 K: 1 S: 9	H: 0 LOB: 0 BB: 0 P: 13	R: 0 E: 0 K: 1 S: 8	H: 1 LOB: 1 BB: 0 P: 13	R: 0 E: 0 K: 1 S: 10	H: 2 LOB: 2 BB: 0 P: 12	R: 0 E: 0 K: 1 S: 6	H: 1 LOB: 1 BB: 0 P: 11	R: 0 E: 0 K: 2 S: 10	H: 1 LOB: 1 BB: 0 P: 15	R: 0 E: 1 K: 2 S: 10	H: 0 LOB: 1 BB: 0 P: 13	R: 1 E: 0 K: 2 S: 13	H: 1 LOB: 1 BB: 1 P: 20	1B: 7 2B: 0 3B: 0 HR: 1	SF: 0 SAC: 0 DP: 1 HBP: 0	WP: 0 PB: 0 SB: 0 CS: 0	PA: 37																		
PITCHER	IP	WLS	BF	H	R	ER	SO	BB	IBB	HBP	BLK	WP	HR	S	P	ERA	WHIP	PITCHER				IP	WLS	BF	H	R	ER	SO	BB	IBB	HBP	BLK	WP	HR	S	P	ERA	WHIP
John Halama, L ERA: 4.8	(1,1) 7.0	W	28	7	0	0	5	0	0	0	0	0	0	63	95	0.00	1.000																					
Ryan Franklin, R ERA: 2.57	(8,1) 1.0		4	0	0	0	2	0	0	0	0	0	0	10	13	0.00	0.000																					
Kazuhiro Sasaki, R ERA: 3.0	(9,1) 1.0		5	1	1	1	2	1	0	0	0	0	1	13	20	9.00	2.000																					

San Diego Padres @ Seattle Mariners
Safeco Field, Seattle, WA
Sun Jun 10 2001, 1:35 PM PDT
Att. 45,418 - Overcast - 60 F

AB	36
R	1
H	8
RBI	1
BB	1
SO	9
LOB	20



Batter	1	2	3	4	5	6	7	8	9	AB	R	H	RBI	BB	SO	LOB	BOTTOM																					
51 Ichiro Suzuki, L OBP: 0.382, SLG: 0.479	(1,9) X 0-0 G6-3		(0,1) G4-3	(2,0) HR	(1,3) K			(2,1) F8		5	1	1	2	0	1	1																						
Mark McLemore, S OBP: 0.393, SLG: 0.457	(1,5) B 1-1 G4-3		(4,2) HR BB	(0,3) K		(1,3) K		(3,3) K		4	1	0	0	1	3	0																						
Edgar Martinez, R OBP: 0.455, SLG: 0.548 Ed Sprague, R OBP: 0.500, SLG: 0.375	(1,10) C (6, PH) 2-3 K		(4,2) HR BB	(1,2) L9		(3,1) F7		(0,0) 1B		3	1	0	0	1	1	0																						
John Olerud, L OBP: 0.444, SLG: 0.498		(3,2) G4-3	(2,2) HR BB	(4,0) 1B BB		(2,2) E4		(2,3) K		4	1	1	3	1	1	1																						
Bret Boone, R OBP: 0.362, SLG: 0.570		(2,0) HR 2B	(2,1) 2B SF9	(3,2) 1B		(2,1) G5-3				4	2	3	0	0	0	1																						
Al Martin, L OBP: 0.294, SLG: 0.284	(1,7) B 1-0 HR		(3,1) SF9 2B	(1,0) P2			(3,2) F7			4	1	2	2	0	0	2																						
Carlos Guillen, S OBP: 0.328, SLG: 0.312		(0,2) FC3-6 1B	(0,1) SF9		(2,3) K		(2,3) K			3	0	1	1	0	2	0	AB 35																					
Tom Lampkin, L OBP: 0.314, SLG: 0.383	(1,2) S 0-1 FC3-6		(0,1) L8		(1,3) K		(1,1) K			4	0	1	0	0	1	2	R 8																					
Charles Gipson, R OBP: 0.292, SLG: 0.238	(1,8) C 1-1 G3			(2,0) 51 HR HBP			(0,3) K			3	1	1	0	0	1	2	H 11																					
Inning Stats	R: 0 E: 0 K: 1 S: 6	H: 0 LOB: 0 BB: 0 P: 9	R: 2 E: 0 K: 0 S: 15	H: 3 LOB: 1 BB: 0 P: 22	R: 4 E: 0 K: 0 S: 20	H: 3 LOB: 1 BB: 2 P: 35	R: 2 E: 0 K: 1 S: 11	H: 2 LOB: 2 BB: 1 P: 24	R: 0 E: 0 K: 3 S: 11	H: 1 LOB: 1 BB: 0 P: 15	R: 0 E: 1 K: 1 S: 11	H: 0 LOB: 1 BB: 0 P: 19	R: 0 E: 0 K: 2 S: 11	H: 1 LOB: 1 BB: 0 P: 17	R: 0 E: 0 K: 2 S: 9	H: 1 LOB: 1 BB: 0 P: 16	1B: 5 2B: 3 3B: 0 HR: 3	SF: 1 SAC: 0 DP: 0 HBP: 1	WP: 0 PB: 0 SB: 1 CS: 0	PA: 40																		
PITCHER	IP	WLS	BF	H	R	ER	SO	BB	IBB	HBP	BLK	WP	HR	S	P	ERA	WHIP	PITCHER				IP	WLS	BF	H	R	ER	SO	BB	IBB	HBP	BLK	WP	HR	S	P	ERA	WHIP
Carlton Loewer, R ERA: 23.14	(1,1) 2.1	L	15	6	6	6	1	2	0	0	0	0	1	15	27	13.50	2.250																					
David Lee, R ERA: 3.18	(3,1) 1.1		8	2	2	2	1	1	0	1	0	0	0	15	27	13.50	2.250																					
Jose Nunez, L ERA: 8.5	(4,1) 2.1		9	1	0	0	4	0	0	0	0	0	0	23	36	0.00	0.429																					
Tom Davey, R ERA: 3.91	(7,1) 2.0		8	2	0	0	4	0	0	0	0	0	0	20	33	0.00	1.000																					

San Diego Padres @ Seattle Mariners
Safeco Field, Seattle, WA
Sun Jun 10 2001, 1:35 PM PDT
Att. 45,418 - Overcast - 60 F

AB	35
R	8
H	11
RBI	8
BB	3
SO	10
LOB	9



Batter	1	2	3	4	5	6	7	8	9	AB	R	H	RBI	BB	SO	LOB	TOP				
Johnny Damon, L (1, 7) OBP: 0.286, SLG: 0.300	F9		1B SF5 2B		F7			1B 2B HBP	1B HBP	3	2	1	0	0	0	0					
Frank Menechino, R (1, 4) OBP: 0.403, SLG: 0.497	G5-3		2-3 1B		G4-3			2B FC5-2 1B	1-2 2-H 1B	5	0	3	1	0	0	0					
Jason Giambi, L (1, 3) OBP: 0.487, SLG: 0.692	HR		SF5		K			FC5-2 1-3 2-H 2B	F7	4	1	2	3	0	1	2					
Terrence Long, L (1, 8) OBP: 0.321, SLG: 0.413	K2-3		K		K			FC5-2 IBB		3	0	1	0	1	2	1					
Miguel Tejada, R (1, 6) OBP: 0.316, SLG: 0.465		G5-3 1B	F9		G6-4-3 1B			FC5-2		4	1	1	0	0	0	5					
3 Eric Chavez, L (1, 5) OBP: 0.321, SLG: 0.464		F7			F7			G1		4	0	0	0	0	0	4					
Ramon Hernandez, R (1, 2) OBP: 0.310, SLG: 0.326		G5-3			F9			F7-6-3 HBP		3	1	1	0	0	0	1					
Jeremy Giambi, L (1, 9) OBP: 0.347, SLG: 0.393		2-2 1B			K			F7-6-3	SH1-3	3	0	1	1	0	1	1					
Tim Hudson, R (1, 1) 23 Mario Valdez, L (8, PH) Mike Magnante, L (8, 1) Olmedo Saenz, R (9, PH) Jason Isringhausen, R (9, 1)		F9			F9			K	K	2	0	0	0	0	0	1					
Inning Stats	R: 1 E: 0 K: 1 S: 12	H: 1 LOB: 0 BB: 0 P: 18	R: 1 E: 0 K: 0 S: 9	H: 2 LOB: 1 BB: 0 P: 16	R: 1 E: 0 K: 1 S: 15	H: 2 LOB: 1 BB: 0 P: 20	R: 0 E: 0 K: 1 S: 8	H: 0 LOB: 0 BB: 0 P: 13	R: 0 E: 0 K: 0 S: 7	H: 1 LOB: 0 BB: 0 P: 11	R: 0 E: 0 K: 0 S: 7	H: 0 LOB: 0 BB: 0 P: 11	R: 1 E: 0 K: 0 S: 13	H: 2 LOB: 3 BB: 1 P: 25	R: 1 E: 0 K: 1 S: 13	H: 2 LOB: 2 BB: 0 P: 19	1B: 7 2B: 3 3B: 0 HR: 1	SF: 1 SAC: 1 DP: 2 HBP: 3	WP: 0 PB: 0 SB: 0 CS: 0	PA: 39	
PITCHER	IP	WLS	BF	H	R	ER	SO	BB	IBB	HBP	BLK	WP	HR	S	P	ERA	WHIP				
Woody Williams, R (1, 1) ERA: 4.6	7.0	L	26	6	3	3	4	0	0	1	0	0	1	65	99	3.86	0.857				
Jay Witasick, R (8, 1) ERA: 1.32	1.0		7	2	1	1	1	0	1	1	0	0	0	13	25	9.00	2.000				
Brian Lawrence, R (9, 1) ERA: 6.57	1.0		6	2	1	1	1	0	0	1	0	0	0	13	19	9.00	2.000				

Oakland Athletics @ San Diego Padres
Qualcomm Stadium, San Diego, CA
Tue Jun 12 2001, 10:05 PM EDT
Att: 20,793 - Cloudy - 68 F

livebaseballscores.com

AB 33
R 5
H 10
RBI 5
BB 1
SO 6
LOB 16



Batter	1	2	3	4	5	6	7	8	9	AB	R	H	RBI	BB	SO	LOB	BOTTOM					
Rickey Henderson, R (1, 7) OBP: 0.343, SLG: 0.352	E6 2B		K		K			F8		4	1	0	0	0	2	0						
Mark Kotsay, L (1, 8) OBP: 0.352, SLG: 0.416	G3 1-H CS 2B		HR		G6-3 1B			F7		4	1	3	2	0	0	0						
Ryan Klesko, L (1, 3) OBP: 0.412, SLG: 0.584	G3		G3-1		G6-3			F8		4	0	0	0	0	0	2						
Phil Nevin, R (1, 5) OBP: 0.402, SLG: 0.578	2-3 BB		G4-3		K				K	3	0	0	0	1	2	0						
Mike Darr, L (1, 9) OBP: 0.368, SLG: 0.350	P6				G6-3			G4-3		4	0	0	0	0	0	2						
Ben Davis, S (1, 2) OBP: 0.389, SLG: 0.438	CS		FC1-5 2B		K			1B 1B		4	0	2	0	0	2	0						
Cesar Crespo, S (1, 4) OBP: 0.282, SLG: 0.273			K		G4-3					3	0	0	0	0	2	2						
Chris Gomez, R (1, 6) OBP: 0.243, SLG: 0.214		FC1-5-6 2-3			G6-3					3	0	1	0	0	0	1						
Woody Williams, R (1, 1) ERA: 3.97 Dave Magadan, L (7, PH) Jay Witasick, R (8, 1) Brian Lawrence, R (9, 1)			K		F9			G3		2	0	0	0	0	1	1						
Inning Stats	R: 1 E: 1 K: 0 S: 16	H: 1 LOB: 1 BB: 1 P: 31	R: 0 E: 0 K: 2 S: 10	H: 1 LOB: 0 BB: 0 P: 18	R: 1 E: 0 K: 1 S: 8	H: 1 LOB: 0 BB: 0 P: 13	R: 0 E: 0 K: 1 S: 5	H: 0 LOB: 0 BB: 0 P: 9	R: 0 E: 0 K: 1 S: 10	H: 0 LOB: 0 BB: 0 P: 17	R: 0 E: 0 K: 1 S: 9	H: 1 LOB: 0 BB: 0 P: 14	R: 0 E: 0 K: 1 S: 12	H: 2 LOB: 2 BB: 0 P: 19	R: 0 E: 0 K: 0 S: 12	H: 0 LOB: 0 BB: 0 P: 16	R: 0 E: 0 K: 2 S: 9	H: 0 LOB: 0 BB: 0 P: 13	1B: 3 2B: 2 3B: 0 HR: 1	SF: 0 SAC: 0 DP: 1 HBP: 0	WP: 0 PB: 0 SB: 0 CS: 1	PA: 34
PITCHER	IP	WLS	BF	H	R	ER	SO	BB	IBB	HBP	BLK	WP	HR	S	P	ERA	WHIP					
Tim Hudson, R (1, 1) ERA: 3.97	7.0	W	27	6	2	1	7	0	0	0	0	0	0	70	121	1.29	1.000					
Mike Magnante, L (8, 1) ERA: 3.0	1.0	H	3	0	0	0	0	0	0	0	0	0	0	12	16	0.00	0.000					
Jason Isringhausen, R (9, 1) ERA: 2.93	1.0	S	3	0	0	0	2	0	0	0	0	0	0	9	13	0.00	0.000					

Oakland Athletics @ San Diego Padres
Qualcomm Stadium, San Diego, CA
Tue Jun 12 2001, 10:05 PM EDT
Att: 20,793 - Cloudy - 68 F

livebaseballscores.com

AB 32
R 2
H 6
RBI 2
BB 1
SO 9
LOB 10



Batter	1	2	3	4	5	6	7	8	9	AB	R	H	RBI	BB	SO	LOB	TOP								
Johnny Damon, L (1, 7) OBP: 0.284, SLG: 0.294	F7		F8		P6		F7			4	0	0	0	0	0	1	Oakland Athletics @ San Diego Padres Qualcomm Stadium, San Diego, CA Thu Jun 14 2001, 5:05 PM EDT Att: 17,053 - Sunny - 74 F								
Frank Menechino, R (1, 4) OBP: 0.404, SLG: 0.524	F9		BB 1B		F9		F7			3	1	0	0	1	0	0									
Jason Giambi, L (1, 3) OBP: 0.483, SLG: 0.674	G4-3		1B BB		F7		E6 FC5-4 WP			3	0	0	0	1	0	0									
Terrence Long, L (1, 8) OBP: 0.325, SLG: 0.424		HR		1B	L3		FC5-4 BB			3	1	2	2	1	0	0									
Miguel Tejada, R (1, 6) OBP: 0.310, SLG: 0.458	K			G4-3 3 2B	G6-3		FC5-4 BB			4	1	1	0	0	1	2									
3 Eric Chavez, L (1, 5) OBP: 0.319, SLG: 0.461	K			G4-3			G4-1			4	0	0	0	0	2	3									
Jeremy Giambi, L (1, 9) OBP: 0.340, SLG: 0.379		BB		SF9			G1-3		G4-3	2	0	0	1	1	0	0									
Tom Wilson, R (1, 2) OBP: 0.333, SLG: 0.667 23 Mario Valdez, L (9, PH) OBP: 0.435, SLG: 0.367	F9			P6			HR		K	3	1	1	1	0	0	1									
Gil Heredia, R (1, 1) OBP: 0.333, SLG: 0.333 Jim Mecer, S (7, 1)				G4-3			G4-3		K	1	0	0	0	0	0	1									
Chad Bradford, R (8, 1) OBP: 0.326, SLG: 0.401 Olmedo Saenz, R (9, PH)							1B		K	0	0	0	0	0	0	0									
Inning Stats	R: 0 E: 0 K: 0 S: 8	H: 0 LOB: 0 BB: 0 P: 9	R: 1 E: 0 K: 2 S: 17	H: 1 LOB: 1 BB: 1 P: 28	R: 1 E: 0 K: 0 S: 9	H: 1 LOB: 2 BB: 2 P: 21	R: 1 E: 0 K: 0 S: 10	H: 1 LOB: 0 BB: 0 P: 14	R: 0 E: 0 K: 0 S: 5	H: 0 LOB: 0 BB: 0 P: 7	R: 0 E: 0 K: 0 S: 6	H: 0 LOB: 0 BB: 0 P: 9	R: 1 E: 0 K: 1 S: 14	H: 2 LOB: 1 BB: 0 P: 23	R: 0 E: 1 K: 0 S: 9	H: 0 LOB: 2 BB: 1 P: 15	R: 0 E: 0 K: 2 S: 8	H: 0 LOB: 0 BB: 0 P: 12	1B: 2 2B: 1 3B: 0 HR: 2	SF: 1 SAC: 0 DP: 0 HBP: 0	WP: 1 PB: 0 SB: 0 CS: 0	PA: 36			
PITCHER	IP	WLS	BF	H	R	ER	SO	BB	IBB	HBP	BLK	WP	HR	S	P	ERA	WHIP								
Kevin Jarvis, R (1, 1) ERA: 5.14	7.0		28	5	4	4	3	3	0	0	0	0	2	69	111	5.14	1.143								
Tom Davey, R (8, 1) ERA: 3.75	1.0	W	5	0	0	0	0	1	0	0	0	1	0	9	15	0.00	1.000								
Trevor Hoffman, R (9, 1) ERA: 4.01	1.0	S	3	0	0	0	2	0	0	0	0	0	0	8	12	0.00	0.000								

livebaseballscores.com

AB 31
R 4
H 5
RBI 4
BB 4
SO 5
LOB 7



Batter	1	2	3	4	5	6	7	8	9	AB	R	H	RBI	BB	SO	LOB	BOTTOM								
Cesar Crespo, S (1, 4) OBP: 0.295, SLG: 0.289	F8			1B SF8 1B		G3		SH1-4 HR 1B		4	2	2	0	0	0	0	Oakland Athletics @ San Diego Padres Qualcomm Stadium, San Diego, CA Thu Jun 14 2001, 5:05 PM EDT Att: 17,053 - Sunny - 74 F								
Mark Kotsay, L (1, 8) OBP: 0.355, SLG: 0.410	F8			BB 1B		F8		SH1-4		3	0	1	0	0	0	0									
Ryan Klesko, L (1, 3) OBP: 0.407, SLG: 0.573	G4-3			SF8		F8		HR IBB		2	1	0	1	1	0	0									
Phil Nevin, R (1, 5) OBP: 0.405, SLG: 0.617		G5-3		K			HR	HR		4	2	2	5	0	1	1									
Mike Darr, L (1, 9) OBP: 0.371, SLG: 0.349		G3-1				G3		G5-3 1B		3	0	1	0	1	0	0									
Bubba Trammell, R (1, 7) OBP: 0.330, SLG: 0.456		P4		G5-3		G1-3		G5-3		4	0	0	0	0	0	3									
Ben Davis, S (1, 2) OBP: 0.384, SLG: 0.427			G3-1		P5		1B	F7		4	0	1	0	0	0	2									
Santiago Perez, S (1, 6) OBP: 0.321, SLG: 0.217			G4-3		K		G1-3			3	0	0	0	0	1	1									
Kevin Jarvis, L (1, 1) OBP: 0.321, SLG: 0.423 Tom Davey, R (8, 1)			G5-3		G6-3			SH1-4 HR 1B		2	0	0	0	0	0	0									
Dave Magadan, L (8, PH) OBP: 0.375, SLG: 0.371 Adam Eaton, R (8, PR) OBP: 0.219, SLG: 0.172 Trevor Hoffman, R (9, 1)										0	0	0	0	0	0	0									
Inning Stats	R: 0 E: 0 K: 0 S: 3	H: 0 LOB: 0 BB: 0 P: 5	R: 0 E: 0 K: 0 S: 6	H: 0 LOB: 0 BB: 0 P: 9	R: 0 E: 0 K: 0 S: 7	H: 0 LOB: 0 BB: 0 P: 9	R: 1 E: 0 K: 1 S: 9	H: 2 LOB: 2 BB: 1 P: 15	R: 0 E: 0 K: 0 S: 7	H: 0 LOB: 0 BB: 0 P: 9	R: 0 E: 0 K: 0 S: 10	H: 0 LOB: 1 BB: 0 P: 14	R: 1 E: 0 K: 0 S: 14	H: 2 LOB: 1 BB: 0 P: 25	R: 4 E: 0 K: 0 S: 14	H: 4 LOB: 2 BB: 1 P: 25	1B: 6 2B: 0 3B: 0 HR: 2	SF: 1 SAC: 1 DP: 0 HBP: 0	WP: 0 PB: 0 SB: 0 CS: 0	PA: 34					
PITCHER	IP	WLS	BF	H	R	ER	SO	BB	IBB	HBP	BLK	WP	HR	S	P	ERA	WHIP								
Gil Heredia, R (1, 1) ERA: 6.24	6.2		25	4	2	2	2	1	0	0	0	0	1	49	73	6.24	3.000								
Jim Mecer, R (7, 1) ERA: 4.22	0.2	L	5	2	3	3	0	0	1	0	0	0	0	9	16	40.50	3.000								
Chad Bradford, R (8, 1) ERA: 2.91	0.2	B	4	2	1	1	0	0	0	0	0	0	1	7	11	13.50	3.000								

livebaseballscores.com

AB 30
R 6
H 8
RBI 6
BB 2
SO 2
LOB 7



Batter	1	2	3	4	5	6	7	8	9	AB	R	H	RBI	BB	SO	LOB	TOP					
51 Ichiro Suzuki, L (1, 9) OBP: 0.379, SLG: 0.469										5	2	2	0	1	0	3						
Al Martin, L (1, 7) Charles Gipson, R (8, 7) OBP: 0.299, SLG: 0.311 OBP: 0.292, SLG: 0.238										5	2	1	0	0	0	2						
Bret Boone, R (1, 4) OBP: 0.362, SLG: 0.581										5	1	3	1	0	1	1						
John Olerud, L (1, 3) OBP: 0.434, SLG: 0.480										4	0	0	1	1	1	4						
Mike Cameron, R (1, 8) OBP: 0.369, SLG: 0.502										4	1	3	3	0	1	0						
Carlos Guillen, S (1, 6) OBP: 0.322, SLG: 0.324										5	2	2	2	0	0	4						
David Bell, R (1, 5) OBP: 0.280, SLG: 0.361										4	0	2	0	1	0	1						
Dan Wilson, R (1, 2) OBP: 0.340, SLG: 0.407										4	0	2	1	1	1	1						
Freddy Garcia, R (1, 1) Ed Sprague, R (9, PH) Jeff Nelson, R (9, 1)										4	0	0	0	0	3	5						
Inning Stats	R: 4 E: 1 K: 1 S: 21	H: 4 LOB: 2 BB: 2 P: 37	R: 2 E: 0 K: 1 S: 12	H: 2 LOB: 1 BB: 1 P: 20	R: 0 E: 0 K: 0 S: 7	H: 0 LOB: 0 BB: 0 P: 8	R: 0 E: 0 K: 0 S: 6	H: 0 LOB: 0 BB: 0 P: 8	R: 2 E: 0 K: 2 S: 18	H: 3 LOB: 1 BB: 0 P: 26	R: 0 E: 0 K: 1 S: 8	H: 1 LOB: 1 BB: 0 P: 14	R: 0 E: 0 K: 1 S: 13	H: 2 LOB: 2 BB: 0 P: 17	R: 0 E: 0 K: 0 S: 10	H: 1 LOB: 1 BB: 0 P: 18	R: 0 E: 0 K: 2 S: 11	H: 2 LOB: 3 BB: 1 P: 19	1B: 11 2B: 3 3B: 0 HR: 1	SF: 1 SAC: 0 DP: 0 HBP: 0	WP: 0 PB: 0 SB: 2 CS: 2	PA: 46
PITCHER	IP WLS BF H R ER SO BB IBB HBP BLK WP HR S P ERA WHIP																					
Bobby Jones, R (1, 1) ERA: 3.59	4.1 L 25 9 8 6 2 3 0 0 0 0 0 1 54 85 12.46 2.769																					
Brian Lawrence, R (5, 1) ERA: 5.4	2.2 11 3 0 0 4 0 0 0 0 0 0 0 31 45 0.00 1.125																					
David Lee, R (8, 1) ERA: 3.05	2.0 10 3 0 0 2 1 0 0 0 0 0 0 21 37 0.00 2.000																					

Seattle Mariners @ San Diego Padres
Qualcomm Stadium, San Diego, CA

AB	41
R	8
H	15
RBI	8
BB	4
SO	8
LOB	24



Batter	1	2	3	4	5	6	7	8	9	AB	R	H	RBI	BB	SO	LOB	BOTTOM					
Rickey Henderson, R (1, 7) Mike Colangelo, R (9, 7) OBP: 0.335, SLG: 0.337 OBP: 0.344, SLG: 0.458										4	0	0	0	0	2	1						
Mark Kotsay, L (1, 8) OBP: 0.353, SLG: 0.412										4	0	1	0	0	0	0						
Ryan Klesko, L (1, 3) Alex Arias, R (9, 3) OBP: 0.409, SLG: 0.581 OBP: 0.326, SLG: 0.375										4	0	2	0	0	1	1						
Phil Nevin, R (1, 5) OBP: 0.402, SLG: 0.608										3	2	0	0	1	0	2						
Mike Darr, L (1, 9) OBP: 0.375, SLG: 0.344										2	1	0	0	2	1	2						
Ben Davis, S (1, 2) Brian Lawrence, R (5, 1) Dave Magadan, L (7, PH) David Lee, R (8, 1) Bubba Trammell, R (9, PH) Cesar Crespo, S (1, 4) OBP: 0.381, SLG: 0.423 OBP: 0.370, SLG: 0.366 OBP: 0.328, SLG: 0.453 OBP: 0.292, SLG: 0.286										2	0	0	1	0	1	2						
Santiago Perez, S (1, 6) OBP: 0.318, SLG: 0.208										3	1	0	0	1	1	1						
Bobby Jones, R (1, 1) Rick Wilkins, L (5, 2) OBP: 0.111, SLG: 0.115 OBP: 0.250, SLG: 0.500										1	0	0	0	0	0	0						
Inning Stats	R: 0 E: 0 K: 0 S: 6	H: 0 LOB: 0 BB: 0 P: 11	R: 1 E: 1 K: 0 S: 8	H: 0 LOB: 0 BB: 0 P: 12	R: 0 E: 0 K: 1 S: 9	H: 0 LOB: 0 BB: 0 P: 11	R: 0 E: 0 K: 1 S: 12	H: 1 LOB: 2 BB: 1 P: 20	R: 0 E: 0 K: 1 S: 14	H: 1 LOB: 1 BB: 0 P: 21	R: 0 E: 0 K: 1 S: 12	H: 1 LOB: 1 BB: 0 P: 19	R: 0 E: 0 K: 0 S: 7	H: 0 LOB: 0 BB: 0 P: 11	R: 0 E: 0 K: 2 S: 11	H: 1 LOB: 1 BB: 0 P: 14	R: 3 E: 0 K: 2 S: 14	H: 1 LOB: 1 BB: 3 P: 32	1B: 1 2B: 4 3B: 0 HR: 0	SF: 0 SAC: 0 DP: 0 HBP: 0	WP: 1 PB: 0 SB: 2 CS: 0	PA: 37
PITCHER	IP WLS BF H R ER SO BB IBB HBP BLK WP HR S P ERA WHIP																					
Freddy Garcia, R (1, 1) ERA: 3.82	8.0 W 30 4 1 0 6 1 0 0 0 0 0 0 79 119 0.00 0.625																					
Jeff Nelson, R (9, 1) ERA: 1.93	1.0 7 1 3 3 2 3 0 0 0 0 1 0 14 32 27.00 4.000																					

Seattle Mariners @ San Diego Padres
Qualcomm Stadium, San Diego, CA

AB	33
R	4
H	5
RBI	4
BB	4
SO	8
LOB	15



Batter	1	2	3	4	5	6	7	8	9	AB	R	H	RBI	BB	SO	LOB	TOP																					
51 Ichiro Suzuki, L (1, 9) OBP: 0.380, SLG: 0.474	F9		G4-3 1B		G3		FC6-4 HR 1B		1B 1B	5	1	3	1	0	0	1	Seattle Mariners @ San Diego Padres Qualcomm Stadium, San Diego, CA Sun Jun 17 2001, 5:00 PM EDT Att: 36,027 - Sunny - 79 F																					
Mark McLemore, S (1, 5) OBP: 0.395, SLG: 0.445	K		G4-3 1B			1B HR 1B	FC6-4 BB		K	4	1	1	0	1	2	2																						
Bret Boone, R (1, 4) Charles Gibson, R (9, PR) OBP: 0.292, SLG: 0.238	K		K			L9	FC6-4 HR		K	5	1	1	1	0	2	4																						
John Olerud, L (1, 3) OBP: 0.440, SLG: 0.523		K			F7				P5	5	2	2	3	0	1	2																						
Mike Cameron, R (1, 8) Jeff Nelson, R (7, 1)		G5-3			K				K2-3	4	1	1	3	0	2	0																						
Kazuhiko Sasaki, R (8, 1)										0	0	0	0	0	0	0																						
Edgar Martinez, R (9, PH) OBP: 0.451, SLG: 0.551										0	0	0	0	0	0	0																						
Al Martin, L (1, 7) David Bell, R (8, 5) OBP: 0.290, SLG: 0.307 OBP: 0.283, SLG: 0.362		F8			P6				K	4	0	0	0	0	1	0																						
Carlos Guillen, S (1, 6) OBP: 0.324, SLG: 0.323			E4 SH 51 1B							3	1	0	0	1	2	0																						
Dan Wilson, R (1, 2) Tom Lampkin, L (8, PH) OBP: 0.325, SLG: 0.370			K							3	0	1	0	0	1	1																						
Aaron Sele, R (1, 1) Ed Sprague, R (5, PH) Ryan Franklin, R (5, 1) Stan Javier, S (7, PH) OBP: 0.343, SLG: 0.308			SH 51 1B G4-3						L3	0	1	0	0	0	0	0																						
Inning Stats	R: 0 E: 0 K: 2 S: 9	H: 0 LOB: 0 BB: 0 P: 14	R: 0 E: 0 K: 1 S: 6	H: 0 LOB: 0 BB: 0 P: 11	R: 2 E: 2 K: 2 S: 17	H: 1 LOB: 1 BB: 0 P: 26	R: 0 E: 0 K: 1 S: 8	H: 0 LOB: 0 BB: 0 P: 11	R: 0 E: 0 K: 1 S: 9	H: 1 LOB: 1 BB: 0 P: 11	R: 3 E: 0 K: 1 S: 17	H: 3 LOB: 0 BB: 0 P: 26	R: 4 E: 0 K: 1 S: 15	H: 2 LOB: 0 BB: 2 P: 29	R: 0 E: 0 K: 1 S: 5	H: 0 LOB: 1 BB: 2 P: 17	R: 0 E: 0 K: 2 S: 16	H: 2 LOB: 3 BB: 0 P: 23	1B: 7 2B: 1 3B: 0 HR: 2	SF: 0 SAC: 1 DP: 1 HBP: 0	WP: 1 PB: 0 SB: 2 CS: 0	PA: 41																
PITCHER	IP	WLS	BF	H	R	ER	SO	BB	IBB	HBP	BLK	WP	HR	S	P	ERA	WHIP	PITCHER				IP	WLS	BF	H	R	ER	SO	BB	IBB	HBP	BLK	WP	HR	S	P	ERA	WHIP
Woody Williams, R (1, 1) ERA: 4.67	6.1		27	5	6	4	9	1	0	0	0	1	1	71	108	5.68	0.947																					
Jay Witasick, R (7, 1) ERA: 2.99	1.0		8	2	3	3	2	3	0	0	0	0	1	13	34	27.00	5.000																					
Tom Davey, R (8, 1) ERA: 3.33	0.2	W	1	0	0	0	2	0	0	0	0	0	0	2	3	0.00	0.000																					
Trevor Hoffman, R (9, 1) ERA: 3.86	1.0	S	5	2	0	0	2	0	0	0	0	0	0	16	23	0.00	2.000																					

AB	36
R	9
H	9
RBI	8
BB	4
SO	13
LOB	15



Batter	1	2	3	4	5	6	7	8	9	AB	R	H	RBI	BB	SO	LOB	BOTTOM																					
Cesar Crespo, S (1, 4) OBP: 0.304, SLG: 0.300	1B 1B				SH2-3		F7			4	1	1	0	0	1	2	Seattle Mariners @ San Diego Padres Qualcomm Stadium, San Diego, CA Sun Jun 17 2001, 5:00 PM EDT Att: 36,027 - Sunny - 79 F																					
Mark Kotsay, L (1, 8) OBP: 0.355, SLG: 0.413	BB 1B		E8 1B		HR BB		G4-3		K	4	2	2	0	1	1	1																						
Ryan Klesko, L (1, 3) OBP: 0.408, SLG: 0.586	F2		1B BB		HR		F8		K2-3	4	2	1	3	1	1	2																						
Phil Nevin, R (1, 5) OBP: 0.410, SLG: 0.634	BB 1B		1B 1B		1B		HR		F8	5	1	4	3	0	0	0																						
Mike Darr, L (1, 9) OBP: 0.391, SLG: 0.353	F7		1B G4-3		1B		HR		S HR BB	4	2	3	1	1	0	2																						
Bubba Trammell, R (1, 7) OBP: 0.333, SLG: 0.481	BB		F8		P6		HR		HR	4	2	2	4	1	0	4																						
Rick Wilkins, L (1, 2) Jay Witasick, R (7, 1) Tom Davey, R (8, 1) Dave Magadan, L (8, PH) Rickey Henderson, R (8, PH) Trevor Hoffman, R (9, 1)	K		G4-3				F9		WP BB BB	4	0	0	0	0	1	5																						
Chris Gomez, R (1, 6) OBP: 0.246, SLG: 0.206		G4-3			F3		L6		WP BB	4	0	0	0	1	1	0																						
Woody Williams, R (1, 1) Ben Davis, S (7, 2) OBP: 0.175, SLG: 0.189 OBP: 0.380, SLG: 0.420	F9		SH2-3 HR 1B		WP BB		1B		K	2	1	1	0	1	0	0																						
Inning Stats	R: 1 E: 0 K: 1 S: 17	H: 3 LOB: 3 BB: 1 P: 30	R: 0 E: 0 K: 1 S: 8	H: 0 LOB: 0 BB: 0 P: 13	R: 2 E: 1 K: 0 S: 11	H: 3 LOB: 1 BB: 1 P: 18	R: 3 E: 0 K: 0 S: 18	H: 4 LOB: 2 BB: 1 P: 30	R: 0 E: 0 K: 0 S: 13	H: 0 LOB: 1 BB: 1 P: 22	R: 3 E: 0 K: 0 S: 14	H: 3 LOB: 0 BB: 0 P: 22	R: 0 E: 0 K: 2 S: 10	H: 1 LOB: 1 BB: 0 P: 15	R: 2 E: 0 K: 2 S: 16	H: 1 LOB: 2 BB: 3 P: 36		1B: 11 2B: 0 3B: 0 HR: 4	SF: 0 SAC: 1 DP: 1 HBP: 0	WP: 2 PB: 0 SB: 1 CS: 0	PA: 45																	
PITCHER	IP	WLS	BF	H	R	ER	SO	BB	IBB	HBP	BLK	WP	HR	S	P	ERA	WHIP	PITCHER				IP	WLS	BF	H	R	ER	SO	BB	IBB	HBP	BLK	WP	HR	S	P	ERA	WHIP
Aaron Sele, R (1, 1) ERA: 3.49	4.0		10	10	6	6	2	3	0	0	0	1	2	54	91	13.50	3.250																					
Ryan Franklin, R (5, 1) ERA: 2.99	2.0		10	3	3	3	0	1	0	0	0	1	2	27	44	13.50	2.000																					
Jeff Nelson, R (7, 1) ERA: 2.43	1.2	L	10	2	2	2	3	3	0	0	0	0	1	22	45	10.80	3.000																					
Kazuhiko Sasaki, R (8, 1) ERA: 2.87	0.1		1	0	0	0	1	0	0	0	0	1	0	4	6	0.00	0.000																					

AB	37
R	11
H	15
RBI	11
BB	7
SO	6
LOB	18



Batter	1	2	3	4	5	6	7	8	9	AB	R	H	RBI	BB	SO	LOB	TOP							
Cesar Crespo, S OBP: 0.308, SLG: 0.279 (1,4)	G6-3		G4-3 1B 2B		K	K		E4		6	1	2	2	0	2	3								
Mark Kotsay, L OBP: 0.362, SLG: 0.412 (1,8)	G1-3 1B		G4-3		K		F7	G4-3	F8	6	0	1	0	0	1	5								
Ryan Klesko, L OBP: 0.408, SLG: 0.565 (1,3)	G1-3				E		K		2B 1B	3	2	1	1	2	1	1								
Phil Nevin, R OBP: 0.409, SLG: 0.621 (1,5)	F9		G4-3		E9				1B 2B	5	1	3	2	0	0	1								
Mike Darr, L OBP: 0.410, SLG: 0.373 (1,9)		G4-3			K				1B 2B	2	1	0	0	3	1	0								
Bubba Trammell, R OBP: 0.323, SLG: 0.459 (1,7)		F8							1B IBB	4	0	1	0	0	0	4								
Jay Witasick, R (7,1)										0	0	0	0	0	0	0								
Dave Magadan, L OBP: 0.371, SLG: 0.364 (9, PH)										1	0	0	0	0	0	3								
Tom Davey, R (9,1)										0	0	0	0	0	0	0								
Trevor Hoffman, R (9,1)										0	0	0	0	0	0	0								
Rick Wilkins, L OBP: 0.200, SLG: 0.214 (1,2)					K			G6-3	SF9 1B	4	2	1	2	1	2	1								
Damian Jackson, R OBP: 0.340, SLG: 0.366 (1,6)					F8				1B S	4	1	1	1	1	2	1								
Woody Williams, R OBP: 0.209, SLG: 0.225 (1,1)										3	1	2	0	0	1	1								
Santiago Perez, S OBP: 0.313, SLG: 0.210 (7,7)									SF9	0	0	0	1	1	0	0								
Inning Stats	R: 0 E: 0 K: 0 S: 15	H: 1 LOB: 1 BB: 0 P: 24	R: 1 E: 0 K: 1 S: 12	H: 1 LOB: 1 BB: 1 P: 24	R: 1 E: 0 K: 0 S: 8	H: 2 LOB: 0 BB: 0 P: 12	R: 0 E: 0 K: 2 S: 11	H: 1 LOB: 1 BB: 0 P: 13	R: 2 E: 1 K: 2 S: 16	H: 2 LOB: 2 BB: 2 P: 31	R: 0 E: 0 K: 3 S: 12	H: 1 LOB: 1 BB: 0 P: 21	R: 0 E: 1 K: 1 S: 14	H: 1 LOB: 2 BB: 1 P: 27	R: 0 E: 1 K: 1 S: 9	H: 0 LOB: 2 BB: 1 P: 17	R: 5 E: 0 K: 0 S: 17	H: 3 LOB: 1 BB: 3 P: 39	1B: 8 2B: 3 3B: 1 HR: 0	SF: 1 SAC: 0 DP: 0 HBP: 0	WP: 0 PB: 0 SB: 1 CS: 0	PA: 47		
PITCHER	IP	WLS	BF	H	R	ER	SO	BB	IBB	HBP	BLK	WP	HR	S	P	ERA	WHIP							
Terry Adams, R ERA: 5.33 (1,1)	5.0		24	7	4	4	5	3	0	0	0	0	0	62	104	7.20	2.000							
Giovanni Carrara, R ERA: 1.69 (6,1)	1.0		4	1	0	0	3	0	0	0	0	0	0	12	21	0.00	1.000							
Jeff Williams, L ERA: 1.69 (7,1)	0.2		4	1	0	0	1	1	0	0	0	0	0	12	22	0.00	3.000							
Matt Herge, R ERA: 3.38 (7,1)	1.2	L	11	2	4	4	1	2	1	0	0	0	0	18	43	21.60	2.400							
Gregg Olson, R ERA: 9.03 (9,1)	0.2		4	1	1	1	0	1	0	0	0	0	0	10	18	13.50	3.000							

San Diego Padres @ Los Angeles Dodgers
 Dodger Stadium, Los Angeles, CA
 Fri Jun 22 2001, 7:10 PM PDT
 Att: 35,169 - Sunny - 79 F

AB	38
R	9
H	12
RBI	9
BB	8
SO	10
LOB	20



Batter	1	2	3	4	5	6	7	8	9	AB	R	H	RBI	BB	SO	LOB	BOTTOM							
Paul Lo Duca, R OBP: 0.384, SLG: 0.573 (1,2)	G5-3									5	2	3	1	0	1	0								
Hiram Bocachica, R OBP: 0.309, SLG: 0.422 (1,4)	F3									5	1	1	0	0	1	3								
Shawn Green, L OBP: 0.357, SLG: 0.538 (1,9)	G4-3									5	0	2	0	0	0	1								
Gary Sheffield, R OBP: 0.412, SLG: 0.516 (1,7)		G6-3								4	1	1	0	1	1	5								
Eric Karros, R OBP: 0.306, SLG: 0.411 (1,3)		F2								5	0	2	2	0	0	2								
Adrián Beltré, R OBP: 0.281, SLG: 0.388 (1,5)		G5-3								3	0	1	0	1	0	2								
Marquis Grissom, R OBP: 0.269, SLG: 0.528 (1,8)										4	1	2	2	0	1	4								
Alex Cora, L OBP: 0.278, SLG: 0.356 (1,6)										3	0	0	0	0	1	6								
Gregg Olson, R (9,1)										0	0	0	0	0	0	0								
Terry Adams, R (1,1)										0	0	0	1	0	0	0								
Chris Donnels, L OBP: 0.273, SLG: 0.329 (5, PH)										1	0	0	0	0	0	0								
Giovanni Carrara, R OBP: 0.306, SLG: 0.422 (6,1)										0	0	0	0	0	0	0								
Dave Hansen, L OBP: 0.302, SLG: 0.390 (6, PH)										1	0	0	0	0	1	3								
Jeff Williams, R (7,1)										0	0	0	0	0	0	0								
Matt Herge, L OBP: 0.260, SLG: 0.250 (7,1)										0	0	0	0	0	0	0								
Jeff Branson, L OBP: 0.260, SLG: 0.500 (9,6)										1	1	1	0	0	0	0								
Inning Stats	R: 0 E: 0 K: 0 S: 7	H: 0 LOB: 0 BB: 0 P: 13	R: 0 E: 0 K: 0 S: 7	H: 0 LOB: 0 BB: 0 P: 11	R: 1 E: 0 K: 1 S: 15	H: 1 LOB: 0 BB: 0 P: 22	R: 2 E: 0 K: 0 S: 13	H: 2 LOB: 2 BB: 2 P: 26	R: 1 E: 0 K: 0 S: 9	H: 1 LOB: 0 BB: 0 P: 12	R: 0 E: 1 K: 2 S: 12	H: 2 LOB: 3 BB: 0 P: 16	R: 0 E: 0 K: 0 S: 12	H: 2 LOB: 1 BB: 0 P: 21	R: 0 E: 0 K: 1 S: 7	H: 1 LOB: 1 BB: 0 P: 11	R: 2 E: 0 K: 2 S: 19	H: 4 LOB: 2 BB: 0 P: 23	1B: 11 2B: 1 3B: 0 HR: 1	SF: 1 SAC: 2 DP: 1 HBP: 0	WP: 0 PB: 0 SB: 1 CS: 0	PA: 42		
PITCHER	IP	WLS	BF	H	R	ER	SO	BB	IBB	HBP	BLK	WP	HR	S	P	ERA	WHIP							
Woody Williams, R ERA: 4.73 (1,1)	6.1		30	8	4	4	3	1	0	0	0	0	0	11	17	0.00	0.600							
Jay Witasick, R ERA: 1.69 (7,1)	1.2	W	5	1	0	0	1	0	0	0	0	0	0	9	10	54.00	9.000							
Tom Davey, R ERA: 3.56 (9,1)	0.1		4	3	2	2	1	0	0	0	0	0	0	9	10	54.00	9.000							
Trevor Hoffman, R ERA: 3.49 (9,1)	0.2	S	3	1	0	0	1	0	0	0	0	0	0	10	13	0.00	1.500							

San Diego Padres @ Los Angeles Dodgers
 Dodger Stadium, Los Angeles, CA
 Fri Jun 22 2001, 7:10 PM PDT
 Att: 35,169 - Sunny - 79 F

AB	37
R	6
H	13
RBI	6
BB	2
SO	6
LOB	26



Batter	1	2	3	4	5	6	7	8	9	AB	R	H	RBI	BB	SO	LOB	TOP					
Rickey Henderson, R OBP: 0.341, SLG: 0.344 (1, 7)										5	1	1	0	0	1	3						
Mark Kotsay, L OBP: 0.355, SLG: 0.404 (1, 8)										4	0	0	1	0	0	1						
Ryan Klesko, L OBP: 0.411, SLG: 0.579 (1, 3)										4	1	2	2	1	0	1						
Phil Nevin, R OBP: 0.406, SLG: 0.614 (1, 5)										3	0	0	0	1	0	2						
Mike Darr, L OBP: 0.401, SLG: 0.364 (1, 9)										4	2	0	0	0	2	2						
Ben Davis, S OBP: 0.389, SLG: 0.416 (1, 2)										2	1	1	1	2	0	0						
Cesar Crespo, S OBP: 0.305, SLG: 0.278 Rudy Seanez, R (8, 1)										4	0	1	1	0	0	2	AB 34					
Damian Jackson, R OBP: 0.337, SLG: 0.363 (1, 6)										4	1	1	0	0	1	1	R 6					
Brian Lawrence, R OBP: 0.333, SLG: 0.667 Alex Arias, R OBP: 0.327, SLG: 0.373 (8, 4)										3	0	1	1	0	2	1	H 8					
										1	0	1	0	0	0	0	RBI 6					
																	BB 4					
																	SO 6					
																	LOB 13					
Inning Stats	R: 1 E: 0 K: 1 S: 12	H: 2 LOB: 1 BB: 0 P: 20	R: 0 E: 0 K: 1 S: 9	H: 1 LOB: 1 BB: 0 P: 9	R: 0 E: 0 K: 0 S: 8	H: 0 LOB: 1 BB: 1 P: 18	R: 2 E: 1 K: 1 S: 18	H: 2 LOB: 1 BB: 0 P: 24	R: 0 E: 0 K: 0 S: 6	H: 0 LOB: 0 BB: 0 P: 9	R: 0 E: 0 K: 1 S: 6	H: 0 LOB: 0 BB: 1 P: 13	R: 0 E: 0 K: 2 S: 7	H: 0 LOB: 0 BB: 0 P: 8	R: 2 E: 1 K: 0 S: 11	H: 2 LOB: 1 BB: 2 P: 24	R: 1 E: 2 K: 0 S: 15	H: 1 LOB: 1 BB: 0 P: 22	1B: 3 2B: 4 3B: 0 HR: 1	SF: 1 SAC: 0 DP: 1 HBP: 0	WP: 0 PB: 0 SB: 0 CS: 0	PA: 39
PITCHER	IP	WLS	BF	H	R	ER	SO	BB	IBB	HBP	BLK	WP	HR	S	P	ERA	WHIP					
Luke Prokopec, R ERA: 4.08 (1, 1)	7.0	L	28	5	3	1	6	2	0	0	0	0	0	66	101	1.29	1.000					
Jeff Williams, L ERA: 4.25 (8, 1)	1.0		6	2	2	2	0	2	0	0	0	0	1	11	24	18.00	4.000					
Al Reyes, R ERA: (9, 1)	1.0		5	1	1	0	0	0	0	0	0	0	0	15	22	0.00	1.000					

San Diego Padres @ Los Angeles Dodgers
 Dodger Stadium, Los Angeles, CA
 Sat Jun 23 2001, 7:10 PM PDT
 Att: 45,130 - Sunny - 73 F

livebaseballscores.com

AB 34
 R 6
 H 8
 RBI 6
 BB 4
 SO 6
 LOB 13

Batter	1	2	3	4	5	6	7	8	9	AB	R	H	RBI	BB	SO	LOB	BOTTOM					
Tom Goodwin, L OBP: 0.306, SLG: 0.365 (1, 8)										4	0	1	0	0	0	1						
Hiram Bocachica, R OBP: 0.307, SLG: 0.415 (1, 4)										4	0	1	0	0	2	1						
Dave Hansen, L OBP: 0.396, SLG: 0.342 (1, 3)										4	0	0	0	0	2	2						
Gary Sheffield, R OBP: 0.413, SLG: 0.513 (1, 7)										3	1	1	0	1	0	1						
Shawn Green, L OBP: 0.356, SLG: 0.545 (1, 9)										4	1	1	1	0	1	3						
Paul Lo Duca, R OBP: 0.381, SLG: 0.571 (1, 2)										4	0	1	1	0	0	1						
Adrián Beltré, R OBP: 0.273, SLG: 0.377 (1, 5)										4	0	0	0	0	0	2	AB 33					
Alex Cora, L OBP: 0.274, SLG: 0.350 (1, 6)										3	0	0	0	0	1	1	R 2					
Luke Prokopec, L OBP: 0.167, SLG: 0.208 Jeff Williams, R (8, 1)										2	0	0	0	0	1	0	H 5					
Chris Donnels, L OBP: 0.269, SLG: 0.235 Al Reyes, R (9, 1)										0	0	0	0	0	0	0	RBI 2					
										1	0	0	0	0	1	0	BB 1					
										0	0	0	0	0	0	0	SO 8					
																	LOB 12					
Inning Stats	R: 0 E: 0 K: 2 S: 9	H: 0 LOB: 0 BB: 0 P: 15	R: 1 E: 0 K: 0 S: 11	H: 1 LOB: 1 BB: 1 P: 20	R: 0 E: 0 K: 1 S: 8	H: 0 LOB: 0 BB: 0 P: 11	R: 1 E: 0 K: 1 S: 7	H: 1 LOB: 0 BB: 0 P: 12	R: 0 E: 1 K: 1 S: 7	H: 0 LOB: 1 BB: 0 P: 8	R: 0 E: 0 K: 1 S: 9	H: 1 LOB: 1 BB: 0 P: 17	R: 0 E: 0 K: 0 S: 6	H: 0 LOB: 0 BB: 0 P: 6	R: 0 E: 0 K: 2 S: 12	H: 1 LOB: 1 BB: 0 P: 15	R: 0 E: 0 K: 0 S: 11	H: 1 LOB: 1 BB: 0 P: 20	1B: 3 2B: 1 3B: 0 HR: 1	SF: 0 SAC: 0 DP: 0 HBP: 0	WP: 0 PB: 0 SB: 2 CS: 0	PA: 34
PITCHER	IP	WLS	BF	H	R	ER	SO	BB	IBB	HBP	BLK	WP	HR	S	P	ERA	WHIP					
Brian Lawrence, R ERA: 4.43 (1, 1)	7.1	W	28	4	2	2	7	1	0	0	0	0	0	63	96	2.46	0.682					
Rudy Seanez, R ERA: (8, 1)	1.2	S	6	1	0	0	1	0	0	0	0	0	0	17	28	0.00	0.600					

San Diego Padres @ Los Angeles Dodgers
 Dodger Stadium, Los Angeles, CA
 Sat Jun 23 2001, 7:10 PM PDT
 Att: 45,130 - Sunny - 73 F

livebaseballscores.com

AB 33
 R 2
 H 5
 RBI 2
 BB 1
 SO 8
 LOB 12

Batter	1	2	3	4	5	6	7	8	9	AB	R	H	RBI	BB	SO	LOB	TOP										
Rickey Henderson, R OBP: 0.346, SLG: 0.344 Trevor Hoffman, R (9, 1)	F8		BB HBP 1B BB	G6-3			1-0 1B		FC5-6 BB 2-3 BB	3	1	1	0	2	0	1											
Mark Kotsay, L OBP: 0.345, SLG: 0.394	F8		BB HBP 1B		G3-1		0-2 F8		SF8	3	1	0	1	0	0	2											
Ryan Klesko, L OBP: 0.411, SLG: 0.569	L8		1B BB		K		3-1 G3		FC5-6 BB 1-2	3	0	0	1	2	1	2											
Phil Nevin, R OBP: 0.410, SLG: 0.618			BB		K			P4	F7	4	0	1	2	1	1	2											
Mike Darr, L OBP: 0.396, SLG: 0.352		G3-6	P5			G6-3		HR BB	FC5-6	4	1	0	0	1	0	5											
Ben Davis, S OBP: 0.389, SLG: 0.430			F8			G4-3		HR		4	1	2	2	0	0	2											
Damian Jackson, R OBP: 0.333, SLG: 0.364					G5-3			F3		4	0	0	0	0	0	1											
D'Angelo Jimenez, S OBP: 0.500, SLG: 0.333			G6-3					F9		3	0	1	0	1	0	0											
Kevin Jarvis, L OBP: 0.324, SLG: 0.469 Jose Nunez, L (8, 1)			HBP BB 2B		K				PB SF8 2B	3	1	1	0	0	2	2											
Bubba Trammell, R OBP: 0.329, SLG: 0.464 (9, 7)										0	0	0	0	0	0	0											
Bubba Trammell, R OBP: 0.329, SLG: 0.464 (9, 7)										1	1	1	0	0	0	0											
Inning Stats	R: 0 E: 0 K: 0 S: 8	H: 0 LOB: 0 BB: 0 P: 9	R: 0 E: 0 K: 0 S: 13	H: 1 LOB: 1 BB: 1 P: 23	R: 3 E: 0 K: 0 S: 16	H: 2 LOB: 2 BB: 2 P: 35	R: 0 E: 0 K: 1 S: 8	H: 0 LOB: 1 BB: 1 P: 17	R: 0 E: 0 K: 2 S: 10	H: 0 LOB: 0 BB: 0 P: 15	R: 0 E: 0 K: 1 S: 14	H: 2 LOB: 2 BB: 0 P: 19	R: 2 E: 0 K: 0 S: 13	H: 1 LOB: 2 BB: 1 P: 23	R: 1 E: 0 K: 0 S: 19	H: 1 LOB: 2 BB: 2 P: 31	1B: 3 2B: 3 3B: 0 HR: 1	SF: 1 SAC: 0 DP: 1 HBP: 1	WP: 0 PA: 41 PB: 1 SB: 2 CS: 0								
PITCHER	IP	WLS	BF	H	R	ER	SO	BB	IBB	HBP	BLK	WP	HR	S	P	ERA	WHIP										
Shawn Chacon, R ERA: 5.01	(1, 1)	6.0	25	3	3	3	3	4	0	1	0	0	0	63	114	4.50	1.167										
Kane Davis, R ERA: 3.72	(7, 1)	0.2	4	2	0	0	1	0	0	0	0	0	0	12	14	0.00	3.000										
Mike Myers, L ERA: 2.37	(7, 1)	0.1	1	0	0	0	0	0	0	0	0	0	0	2	5	0.00	0.000										
Gabe White, L ERA: 8.81	(8, 1)	1.0	L	5	1	2	2	1	0	0	0	0	1	13	23	18.00	2.000										
Ron Villone, L ERA: 6.11	(9, 1)	1.0		6	1	1	0	2	0	0	0	0	0	19	31	0.00	3.000										

San Diego Padres @ Colorado Rockies
Coors Field, Denver, CO
Mon Jun 25 2001, 7:05 PM MDT
Att: 37,141 - Cloudy - 80 F

AB 32
R 6
H 7
RBI 6
BB 7
SO 4
LOB 17



Batter	1	2	3	4	5	6	7	8	9	AB	R	H	RBI	BB	SO	LOB	BOTTOM										
Juan Pierre, L OBP: 0.379, SLG: 0.381	G4-3		L6					17 L8-4 1B BB		3	0	0	0	1	0	0											
Neftali Perez, S OBP: 0.355, SLG: 0.498	G3		HR 1B				F9			4	1	2	0	0	0	0											
Larry Walker, L OBP: 0.443, SLG: 0.694			HR				G4-3			4	1	2	2	0	1	2											
17 Todd Helton, L OBP: 0.438, SLG: 0.690	F9		F7				G4-3		L8-4	4	0	0	0	0	0	3											
Jeff Cirillo, R OBP: 0.363, SLG: 0.504			F7				K			4	0	0	0	0	2	0											
Todd Walker, L OBP: 0.360, SLG: 0.498							HR			4	2	4	2	0	0	0											
Ron Gant, R OBP: 0.346, SLG: 0.484 Jacob Cruz, L OBP: 0.279, SLG: 0.330							SH3-4 2B		HR	2	0	0	0	0	0	1											
Ron Gant, R OBP: 0.346, SLG: 0.484 Jacob Cruz, L OBP: 0.279, SLG: 0.330			G1-3				B1-3			0	0	0	0	1	0	0											
Ben Petrick, R OBP: 0.306, SLG: 0.472			F8				F2			4	0	0	0	0	0	3											
Shawn Chacon, R ERA: 5.01 Kane Davis, R ERA: 3.72 Mike Myers, L ERA: 2.37 Greg Norton, S ERA: 8.53 Gabe White, L ERA: 8.81 Ron Villone, L ERA: 6.11 Brooks Kieschnick, L ERA: 3.88			L6				K			2	0	0	0	0	1	0											
Inning Stats	R: 0 E: 0 K: 0 S: 14	H: 1 LOB: 1 BB: 0 P: 18	R: 0 E: 0 K: 0 S: 7	H: 1 LOB: 1 BB: 0 P: 14	R: 2 E: 0 K: 0 S: 10	H: 2 LOB: 0 BB: 0 P: 14	R: 1 E: 0 K: 1 S: 7	H: 1 LOB: 0 BB: 0 P: 10	R: 0 E: 0 K: 1 S: 7	H: 0 LOB: 0 BB: 0 P: 8	R: 0 E: 0 K: 1 S: 7	H: 0 LOB: 0 BB: 0 P: 12	R: 0 E: 0 K: 1 S: 9	H: 1 LOB: 1 BB: 1 P: 14	R: 0 E: 0 K: 1 S: 10	H: 1 LOB: 1 BB: 1 P: 18	R: 1 E: 0 K: 0 S: 8	H: 1 LOB: 1 BB: 1 P: 14	1B: 3 2B: 3 3B: 0 HR: 3	SF: 0 SAC: 1 DP: 1 HBP: 0	WP: 0 PA: 36 PB: 0 SB: 0 CS: 0						
PITCHER	IP	WLS	BF	H	R	ER	SO	BB	IBB	HBP	BLK	WP	HR	S	P	ERA	WHIP										
Kevin Jarvis, R ERA: 5.23	(1, 1)	7.0	27	6	3	3	3	6	3	3	3	0	2	61	90	3.86	0.857										
Jose Nunez, L ERA: 8.53	(8, 1)	1.0	H	4	1	0	0	1	0	0	0	0	0	10	18	0.00	2.000										
Trevor Hoffman, R ERA: 3.68	(9, 1)	1.0	S	5	1	1	1	0	1	0	0	0	1	8	14	9.00	2.000										

San Diego Padres @ Colorado Rockies
Coors Field, Denver, CO
Mon Jun 25 2001, 7:05 PM MDT
Att: 37,141 - Cloudy - 80 F


AB 33
R 4
H 8
RBI 4
BB 2
SO 4
LOB 11



Batter	1	2	3	4	5	6	7	8	9	AB	R	H	RBI	BB	SO	LOB	TOP										
Rickey Henderson, R OBP: 0.337, SLG: 0.349 Mike Darr, L OBP: 0.354, SLG: 0.350	(1,7) F K		(3,1) B 2B		(4,1) B 1B BB	(1,0) B F8		(4,2) B 2B BB	(1,0) B G4-6-3	3	1	1	1	2	1	1											
Mark Kotsay, L OBP: 0.344, SLG: 0.392	(1,8) B F8		(0,1) C G4-3		(3,1) B F8		(0,0) X F7	(0,0) S 2B BB	(3,2) B P6	6	1	1	2	0	0	2											
Ryan Klesko, L OBP: 0.414, SLG: 0.577	(1,3) C F7			(1,0) B G4-3	(1,0) B G6-4-3 1B		(2,2) B BB 2B	(2,1) B 2B 1B		5	1	3	2	0	0	0											
Phil Nevin, R OBP: 0.413, SLG: 0.626		(2,2) B P4		(2,2) B HR	(0,1) B G6-4-3		(4,0) B BB IBB	(4,0) B G5-3 1B IBB		3	1	1	1	2	0	2											
Bubba Trammell, R OBP: 0.335, SLG: 0.462		(1,0) B G4-3		(4,0) B E G4-3 BB		(3,1) B 1B BB 1B	(4,1) B BB	(3,1) B F9		3	2	1	0	2	0	2											
Ben Davis, S OBP: 0.389, SLG: 0.429		(2,1) B G5-3		(0,0) X E5 G4-3 1B		(1,2) B BB 1B G6-4-3 1B	(0,3) B K	(2,1) B G5-3 1B		5	2	2	1	0	1	4											
Damian Jackson, R OBP: 0.337, SLG: 0.367 Jose Nunez, L	(1,4) F K		(0,2) B SH3 1B	(2,2) B G4-3		(1,1) B G6-4-3 BB 1B	(1,2) B F8	(1,2) B G5-3		4	1	2	1	0	0	4											
Alex Arias, R OBP: 0.323, SLG: 0.369 Rodney Myers, R	(8,PH) B K			(2,3) B SH3 1B	(0,0) B K	(1,2) B G6-4-3 BB 1B	(1,2) B F8	(1,2) B G5-3		0	0	0	0	0	0	0											
D'Angelo Jimenez, S OBP: 0.556, SLG: 0.333	(1,6) B K		(1,3) B K		(0,0) B 1B	(4,2) B G6-4-3 BB				3	1	1	2	2	2	3											
Bobby Jones, R OBP: 0.129, SLG: 0.133 Cesar Crespo, S OBP: 0.337, SLG: 0.289	(1,1) B SH3		(0,0) B SH3		(2,3) B K	(1,2) B G6-4-3 BB		(4,0) B BB 2B	(2,2) B G4-6-3 1B	2	0	0	0	0	1	3											
Inning Stats	R: 0 E: 0 K: 1 S: 8	H: 0 LOB: 0 BB: 0 P: 10	R: 0 E: 0 K: 0 S: 6	H: 0 LOB: 0 BB: 0 P: 11	R: 1 E: 0 K: 1 S: 12	H: 2 LOB: 1 BB: 0 P: 16	R: 3 E: 1 K: 1 S: 13	H: 2 LOB: 1 BB: 1 P: 24	R: 0 E: 0 K: 0 S: 6	H: 1 LOB: 1 BB: 1 P: 14	R: 2 E: 0 K: 0 S: 16	H: 3 LOB: 1 BB: 1 P: 29	R: 0 E: 0 K: 1 S: 13	H: 1 LOB: 3 BB: 2 P: 24	R: 5 E: 0 K: 1 S: 15	H: 3 LOB: 2 BB: 4 P: 42	R: 0 E: 0 K: 0 S: 8	H: 1 LOB: 0 BB: 0 P: 14	1B: 8 2B: 4 3B: 0 HR: 1	SF: 0 SAC: 1 DP: 3 HBP: 0	WP: 1 PB: 0 SB: 0 CS: 0	PA: 47					
PITCHER	IP	WLS	BF	H	R	ER	SO	BB	IBB	HBP	BLK	WP	HR	S	P	ERA	WHIP										
Mike Hampton, L ERA: 3.7	(1,1)	7.0	L	34	9	6	4	4	4	1	0	0	0	1	0	2	14	∞	∞								
Mac Suzuki, R ERA: 5.79	(8,1)	0.0		3	0	3	3	0	3	0	0	0	1	0	2	14	∞	∞									
Ron Villone, L ERA: 6.36	(8,1)	1.0		7	3	2	2	1	0	1	0	0	0	0	13	28	18.00	3.000									
Gabe White, L ERA: 8.54	(9,1)	1.0		3	1	0	0	0	0	0	0	0	0	0	8	14	0.00	1.000									

San Diego Padres @ Colorado Rockies
Coors Field, Denver, CO
Tue Jun 26 2001, 7:05 PM MDT
Att: 37,315 - Cloudy - 70 F


AB 37
R 11
H 13
RBI 10
BB 9
SO 5
LOB 24



Batter	1	2	3	4	5	6	7	8	9	AB	R	H	RBI	BB	SO	LOB	BOTTOM									
Juan Pierre, L OBP: 0.376, SLG: 0.375	(1,8) C G6-3		(1,0) B F8		(2,2) B F2		(3,2) B G1-3		(4,1) B BB	4	0	0	0	1	0	2										
Neftali Perez, S OBP: 0.356, SLG: 0.496	(1,6) B P6			(1,0) B 17 1B SF8	(0,2) B P6		(0,1) B 1B		(1,2) B F9	5	1	2	1	0	0	2										
Larry Walker, L OBP: 0.439, SLG: 0.694 Brooks Kieschnick, L OBP: 0.394, SLG: 0.767	(1,9) B G4-3			(0,3) B K	(0,0) B G5-3		(3,2) B G3			4	0	0	0	0	1	3										
Todd Helton, L OBP: 0.438, SLG: 0.690 Gabe White, L	(1,3) C F8 2B			(3,2) B 1B 1B		(3,1) B P6		(2,0) B G3		4	1	2	0	0	0	0										
Todd Walker, L OBP: 0.354, SLG: 0.492	(1,4) C F8			(0,1) B SF8		(1,2) B G5-3		(1,1) B G3		3	0	0	1	0	0	1										
Ben Petrick, R OBP: 0.318, SLG: 0.489	(1,2) B P6			(0,1) B 1B		(0,2) B 2B		(0,1) B 1B		4	0	3	0	0	0	1										
Jacob Cruz, L OBP: 0.278, SLG: 0.327	(1,7) B K			(1,1) B 1B		(3,2) B F7		(1,1) B G4-3		4	0	1	1	0	1	3										
Terry Shumpert, R OBP: 0.288, SLG: 0.346			(2,2) B G5-3		(1,2) B F8		(3,2) B E5 1B		(0,1) B G1-3	4	1	0	0	0	0	2										
Mike Hampton, R OBP: 0.326, SLG: 0.667 Ron Gant, R OBP: 0.344, SLG: 0.481 Mac Suzuki, R Ron Villone, L Adam Melhuse, S	(1,1) B F8			(0,0) B F8		(0,0) B 1B		(1,2) B F8		(2,2) B F9	2	0	1	0	0	0	0									
Inning Stats	R: 0 E: 0 K: 0 S: 6	H: 0 LOB: 0 BB: 0 P: 10	R: 0 E: 0 K: 1 S: 8	H: 1 LOB: 1 BB: 0 P: 11	R: 0 E: 0 K: 0 S: 6	H: 0 LOB: 0 BB: 0 P: 9	R: 2 E: 0 K: 1 S: 17	H: 4 LOB: 2 BB: 0 P: 23	R: 0 E: 0 K: 0 S: 9	H: 1 LOB: 1 BB: 0 P: 11	R: 0 E: 0 K: 0 S: 11	H: 1 LOB: 1 BB: 0 P: 18	R: 1 E: 1 K: 0 S: 16	H: 1 LOB: 1 BB: 0 P: 26	R: 0 E: 0 K: 0 S: 7	H: 1 LOB: 1 BB: 0 P: 11	R: 0 E: 0 K: 0 S: 12	H: 0 LOB: 1 BB: 1 P: 19	1B: 7 2B: 2 3B: 0 HR: 0	SF: 1 SAC: 0 DP: 0 HBP: 0	WP: 0 PB: 0 SB: 1 CS: 0	PA: 38				
PITCHER	IP	WLS	BF	H	R	ER	SO	BB	IBB	HBP	BLK	WP	HR	S	P	ERA	WHIP									
Bobby Jones, R ERA: 3.7	(1,1)	6.2	W	29	8	3	2	2	2	0	0	0	0	0	69	101	2.70	1.200								
Jose Nunez, L ERA: 8.42	(7,1)	0.1	H	1	0	0	0	0	0	0	0	0	0	4	7	0.00	0.000									
Rodney Myers, R ERA: 4.94	(8,1)	2.0		8	1	0	0	0	1	0	0	0	0	0	19	30	0.00	1.000								

San Diego Padres @ Colorado Rockies
Coors Field, Denver, CO
Tue Jun 26 2001, 7:05 PM MDT
Att: 37,315 - Cloudy - 70 F

AB 36
R 3
H 9
RBI 3
BB 1
SO 2
LOB 15



Batter	1	2	3	4	5	6	7	8	9	AB	R	H	RBI	BB	SO	LOB	TOP								
Rickey Henderson, R OBP: 0.352, SLG: 0.348	4-1 BB	2-2 F9		1-2 HR	2-2 G5-3		4-0 S 1B G1-2-3 BB		4-1 S 1B BB	3	2	1	2	3	0	3									
Mark Kotsay, L OBP: 0.417	2-1 F8		0-2 S 1B	1-2 HR		0-2 1B G4-3 2B	0-0 S 1B		3-3 K	6	2	4	3	0	1	2									
Ryan Klesko, L OBP: 0.412, SLG: 0.570	2-3 K		0-3 K	0-0 F7		3-2 1B G4-3 1B	1-1 F7		4-0 1B IBB	5	1	1	0	1	2	4									
Phil Nevin, R OBP: 0.414, SLG: 0.621	1-1 F7		2-3 K	4-0 1B BB		0-1 G4-3	4-1 S 1B IBB		1-0 S 1B IBB	4	0	1	2	2	1	3									
Bubba Trammell, R OBP: 0.335, SLG: 0.459		1-0 1B 1B	1-1 P4	0-1 1B		0-1 G6-3	0-0 G1-2-3		3-2 F7	6	1	2	0	0	0	7									
Ben Davis, S OBP: 0.389, SLG: 0.424		0-3 K		0-1 S 1B BB		4-1 BB 1B IBB			2-3 K	3	1	0	0	2	2	3									
Damian Jackson, R Mike Darr, L OBP: 0.394, SLG: 0.350		1-3 K		1-2 BB 1B		0-1 L6	0-0 BB 1B		2-3 K	5	1	2	1	0	2	1	AB 40								
D'Angelo Jimenez, S		3-2 1B 1B		0-0 F3		2-2 2B	4-0 FC6-4 BB		3-3 K	4	0	2	0	1	1	2	R 9								
Woody Williams, R Jose Nunez, L		1-0 1B		4-2 1B BB		1-1 P5	0-1 FC6-4		0-3 K	3	1	1	1	1	0	4	H 14								
Tom Davey, R Cesar Crespo, S Rudy Seanez, R		1-2 3H 1B		1-2 2-3 HR BB						0	0	0	0	0	0	0	RBI 9								
Inning Stats	R: 0 E: 0 K: 1 S: 8	H: 0 LOB: 1 BB: 1 P: 17	R: 1 E: 0 K: 2 S: 18	H: 3 LOB: 2 BB: 0 P: 26	R: 0 E: 0 K: 2 S: 11	H: 1 LOB: 1 BB: 0 P: 14	R: 5 E: 0 K: 0 S: 16	H: 4 LOB: 2 BB: 3 P: 30	R: 0 E: 0 K: 0 S: 12	H: 1 LOB: 1 BB: 0 P: 17	R: 2 E: 0 K: 0 S: 17	H: 3 LOB: 3 BB: 2 P: 28	R: 0 E: 0 K: 0 S: 5	H: 1 LOB: 0 BB: 0 P: 14	R: 0 E: 0 K: 3 S: 11	H: 0 LOB: 0 BB: 0 P: 18	R: 1 E: 0 K: 2 S: 12	H: 1 LOB: 2 BB: 2 P: 27	1B: 11 2B: 2 3B: 0 HR: 1	SF: 0 SAC: 0 DP: 1 HBP: 0	WP: 0 PB: 0 SB: 4 CS: 0	PA: 50			
PITCHER	IP	WLS	BF	H	R	ER	SO	BB	IBB	HBP	BLK	WP	HR	S	P	ERA	WHIP								
Brian Bohanon, L	3.1		20	7	6	6	5	3	0	0	0	0	1	49	78	16.20	3.000								
Kane Davis, R	1.2	H	8	2	0	0	0	1	0	0	0	0	0	16	26	0.00	1.800								
Juan Acevedo, R	1.0	L	8	3	2	2	0	1	1	0	0	0	0	17	28	18.00	4.000								
Mike Myers, L	2.0		8	1	0	0	3	1	1	0	0	0	0	16	32	0.00	1.000								
Jose Jimenez, R	1.0	W	6	1	1	1	2	1	1	0	0	0	0	12	27	9.00	2.000								

San Diego Padres @ Colorado Rockies
Coors Field, Denver, CO
Wed Jun 27 2001, 7:05 PM MDT
Att: 38,046 - Sunny - 79 F

AB	40
R	9
H	14
RBI	9
BB	10
SO	10
LOB	29

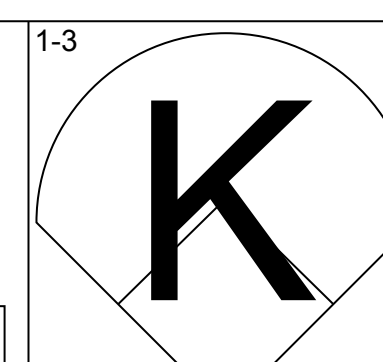
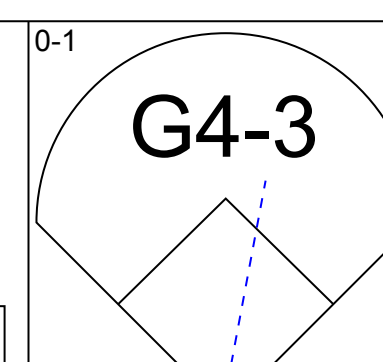
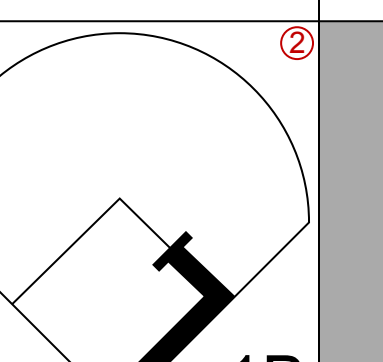
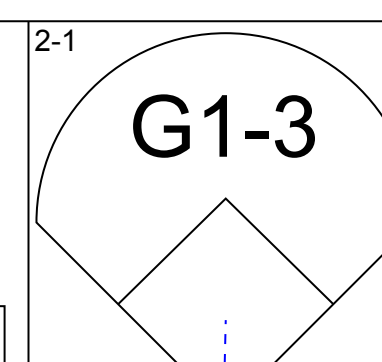
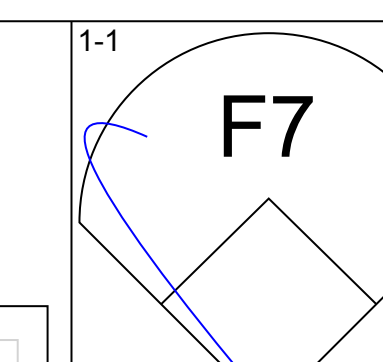
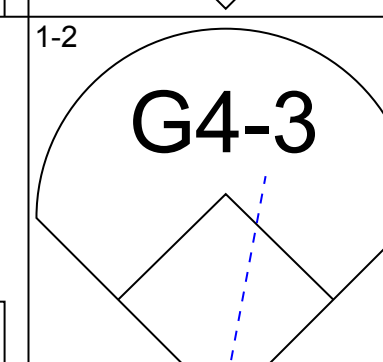
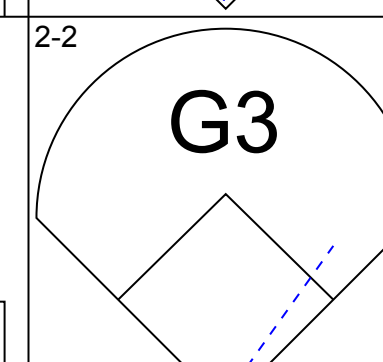
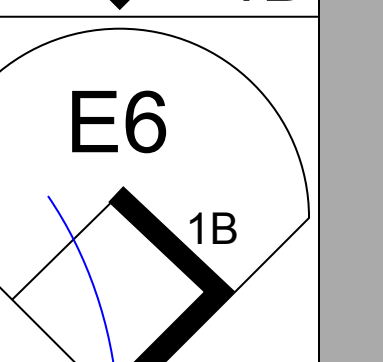
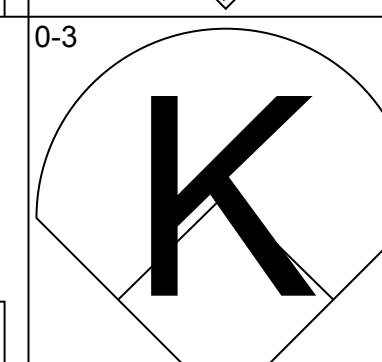
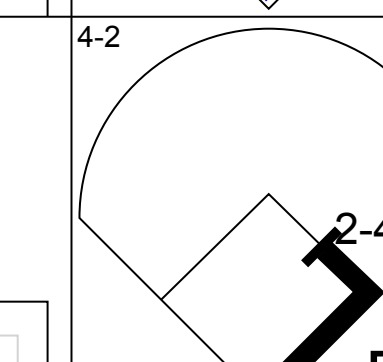
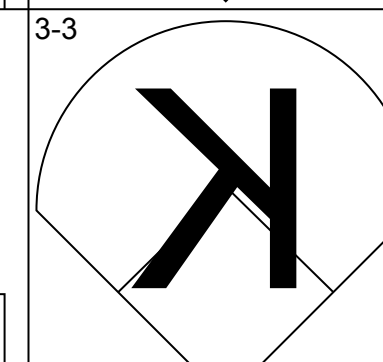
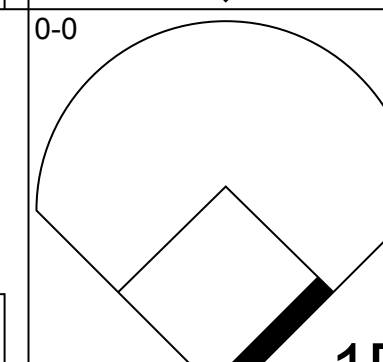
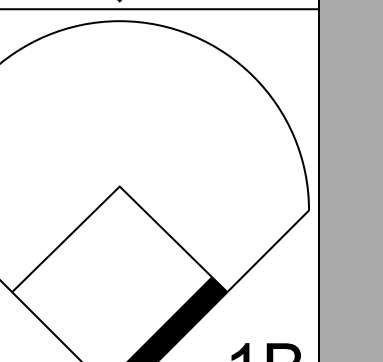
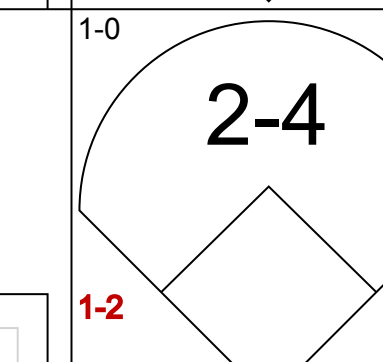
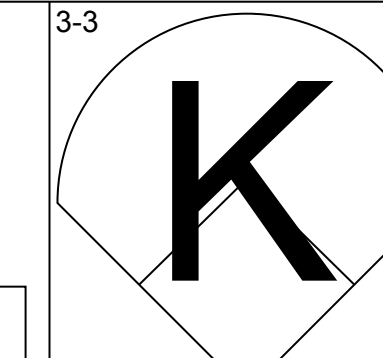
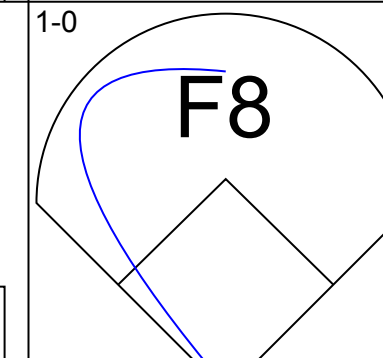
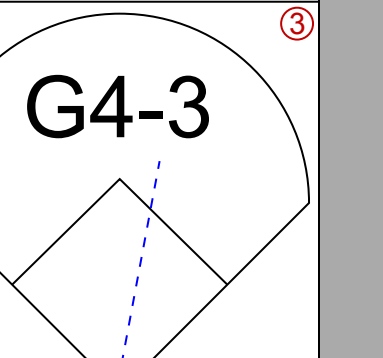
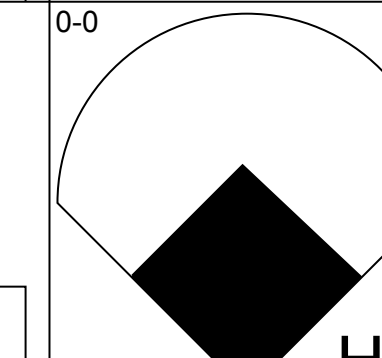
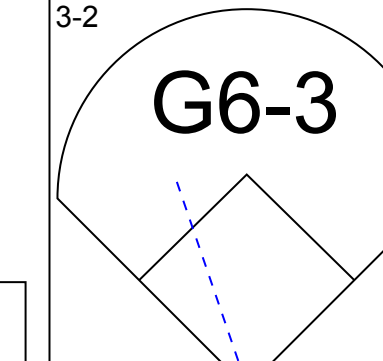
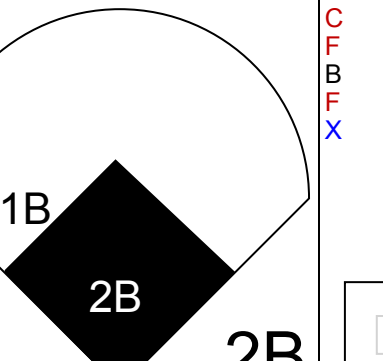
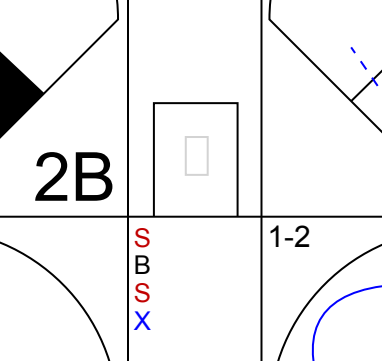
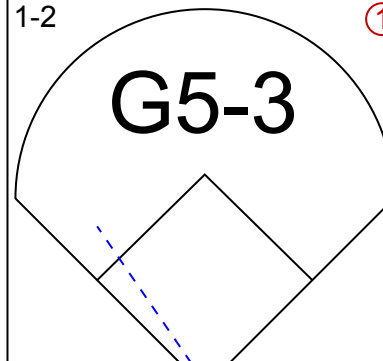
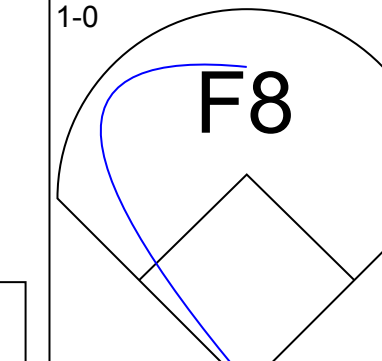
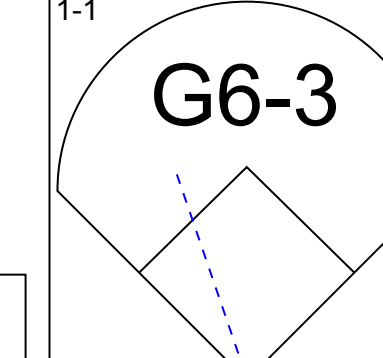
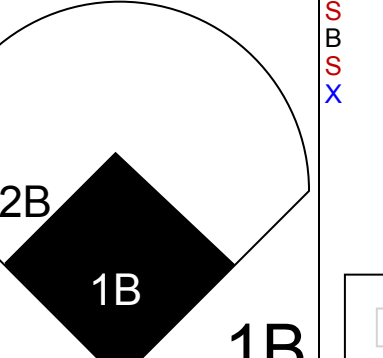
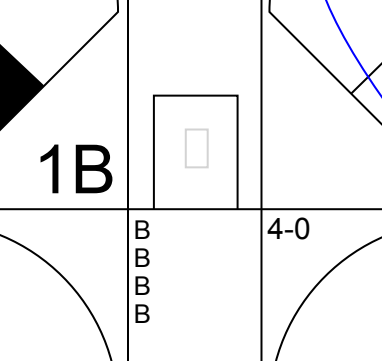
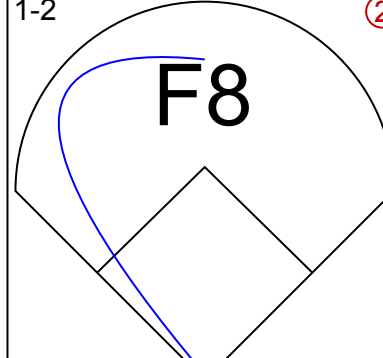
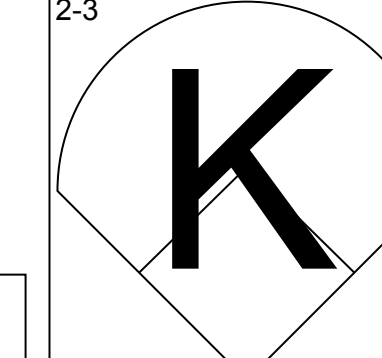
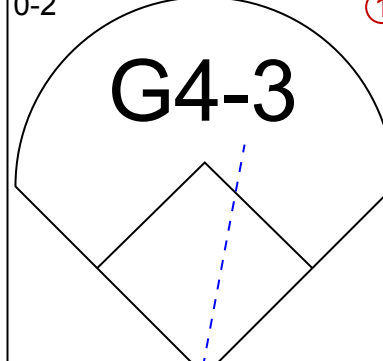
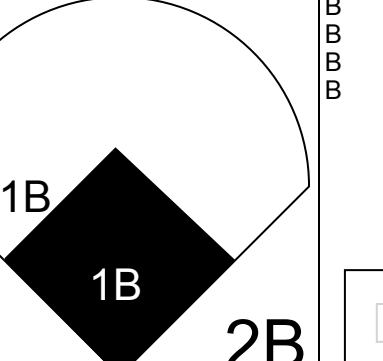
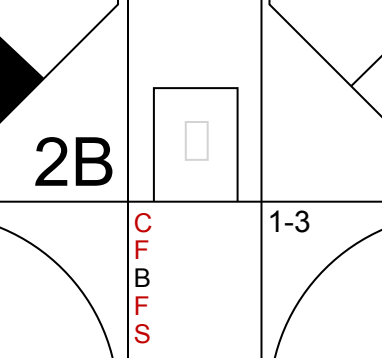
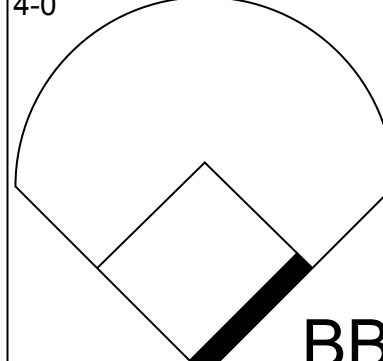
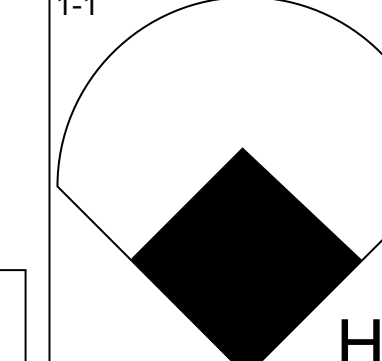
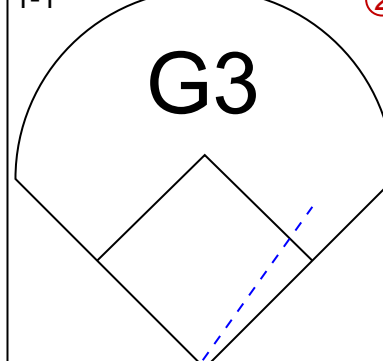
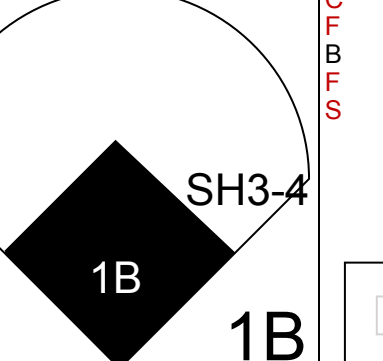
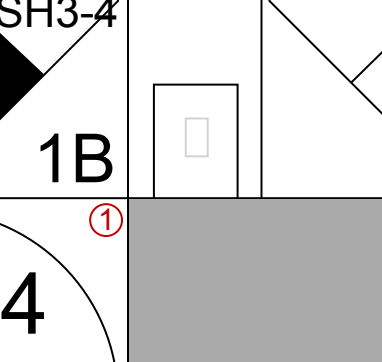
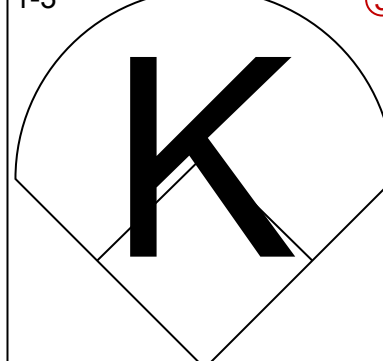
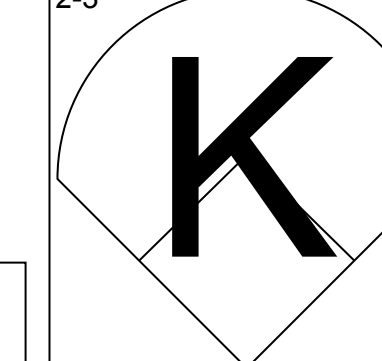

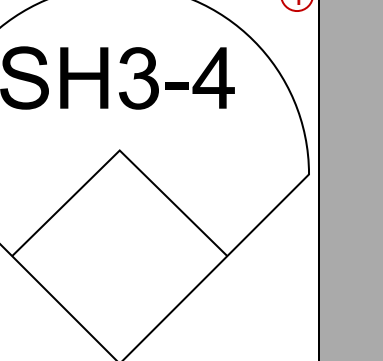
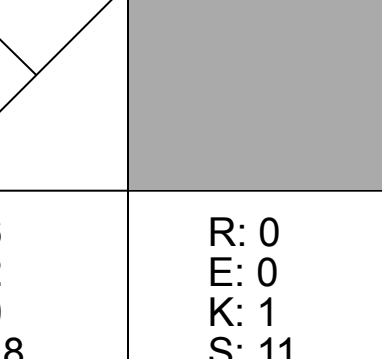
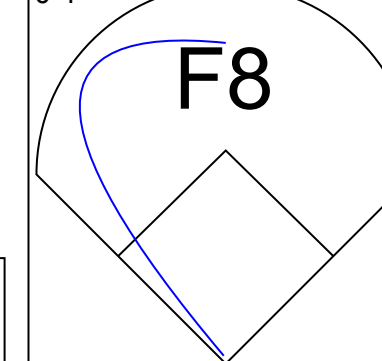
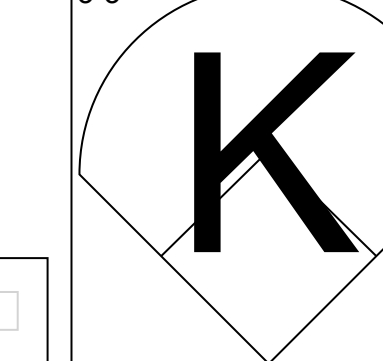


Batter	1	2	3	4	5	6	7	8	9	AB	R	H	RBI	BB	SO	LOB	BOTTOM								
Juan Pierre, L OBP: 0.383, SLG: 0.381	1-2 E S G4-3 1B		3-2 1B		4-1 BB	0-1 F7		0-1 1B		4	1	3	0	1	0	0									
Neftali Perez, S OBP: 0.353, SLG: 0.498	0-0 F8		1-1 P6		2-2 P6		2-1 G1-3		1-0 1B 3B	5	1	1	0	0	0	3									
Larry Walker, L OBP: 0.437, SLG: 0.676	3-0 G4-3		2-3 K		4-2 BB		1-3 K		4-0 1B IBB	3	0	0	1	2	2	1									
Jeff Cirillo, R OBP: 0.368, SLG: 0.524	0-1 2B			3-1 HR	0-1 P4		2-2 G5-3		0-0 1B 3H	5	1	3	2	0	0	2									
Todd Helton, L OBP: 0.439, SLG: 0.688	2-1 F8		2-2 F3		2-2 F3		0-0 1B HR		0-0 2B PB 1B	4	2	2	0	0	0	1									
Todd Walker, L OBP: 0.356, SLG: 0.508		0-0 G3		1-2 HR		3-2 F7		2-2 PB 1B 2B		4	2	2	1	0	0	1									
Ron Gant, R OBP: 0.342, SLG: 0.476		2-1 F9		1-3 K		3-2 HR		0-3 K		4	1	1	0	0	2	2	AB 37								
Ben Petrick, R OBP: 0.322, SLG: 0.511		0-0 P4		1-2 G4-3		2-2 HR		1-0 CS 1B		4	1	2	4	0	0	0	R 10								
Brian Bohanon, L Kane Davis, R Jacob Cruz, L Juan Acevedo, R Brooks Kieschnick, L Mike Myers, L Terry Shumpert, R Jose Jimenez, R			0-0 G3		0-1 F8		1-3 K		2-1 HR	1	0	0	0	0	0	0	H 15								
Inning Stats	R: 1 E: 0 K: 0 S: 10	H: 2 LOB: 1 BB: 0 P: 16	R: 0 E: 0 K: 0 S: 4	H: 0 LOB: 0 BB: 0 P: 6	R: 0 E: 0 K: 1 S: 9	H: 1 LOB: 1 BB: 0 P: 15	R: 2 E: 0 K: 1 S: 15	H: 2 LOB: 0 BB: 0 P: 23	R: 0 E: 0 K: 0 S: 11	H: 0 LOB: 2 BB: 2 P: 21	R: 3 E: 0 K: 1 S: 17	H: 3 LOB: 0 BB: 0 P: 26	R: 0 E: 0 K: 1 S: 8	H: 0 LOB: 0 BB: 0 P: 13	R: 3 E: 0 K: 1 S: 13	H: 5 LOB: 1 BB: 1 P: 18	R: 1 E: 0 K: 0 S: 2	H: 2 LOB: 2 BB: 1 P: 7	1B: 8 2B: 2 3B: 1 HR: 4	SF: 0 SAC: 0 DP: 0 HBP: 0	WP: 0 PB: 1 SB: 1 CS: 1	PA: 40			
PITCHER	IP	WLS	BF	H	R	ER	SO	BB	IBB	HBP	BLK	WP	HR	S	P	ERA	WHIP								
Woody Williams, R	5.1		26	8	6	6	2	2	0	0	0	0	0	18	26	10.80	1.200								
Jose Nunez, L	1.2	H	7	2	2	2	2	0	0	0	0	0	1	9	17	18.00	4.000								
Tom Davey, R	1.0	L	6	4	2	2	1	0	1	0	0	0	0	1	1	∞	∞								
Rudy Seanez, R	0.0		1	1	0	0	0	0	0	0	0	0	0	1	1										

San Diego Padres @ Colorado Rockies
Coors Field, Denver, CO
Wed Jun 27 2001, 7:05 PM MDT
Att: 38,046 - Sunny - 79 F

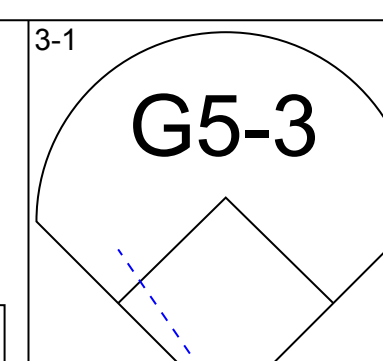
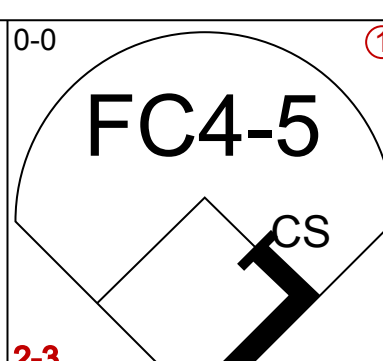
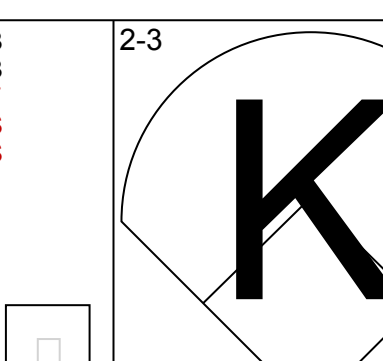
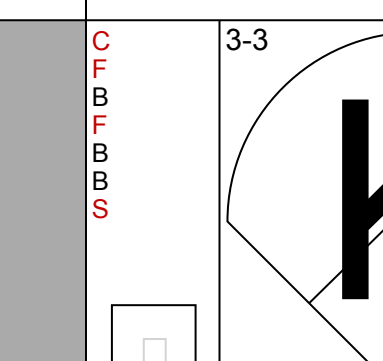
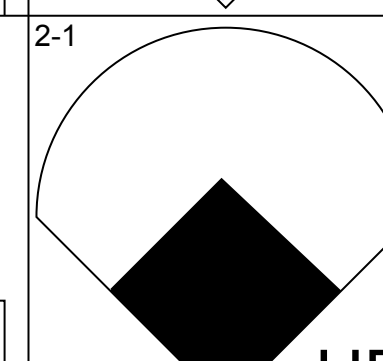
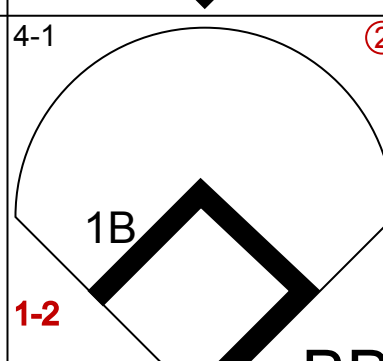
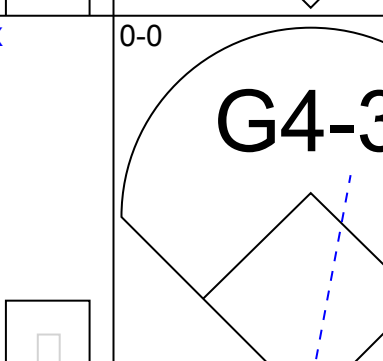
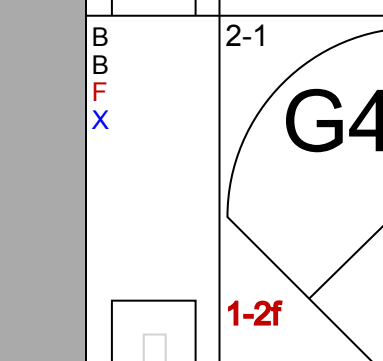
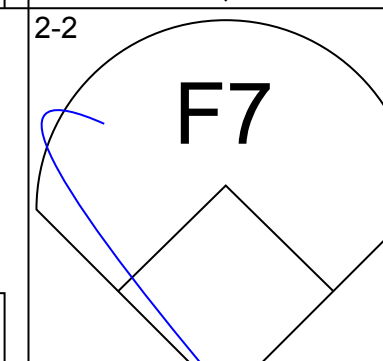
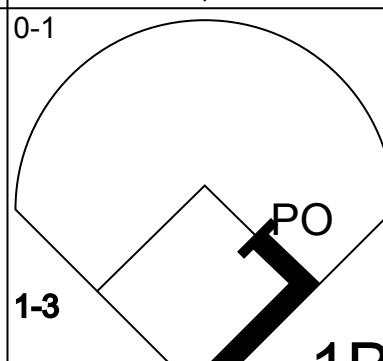

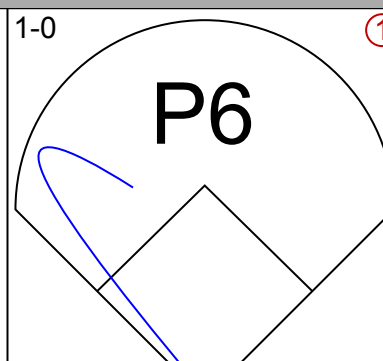
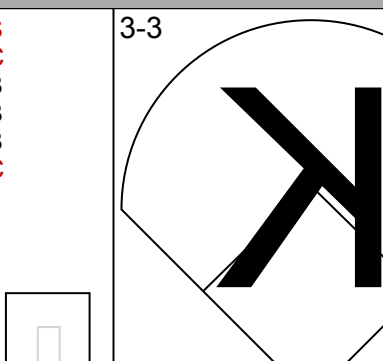
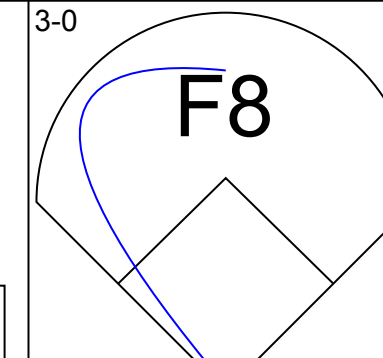
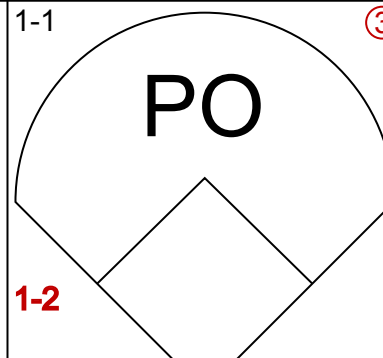
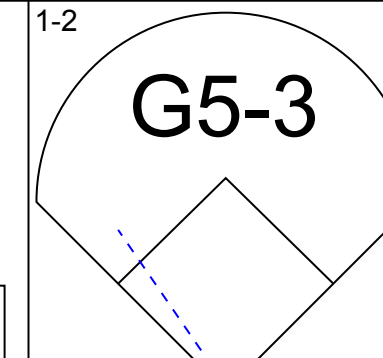
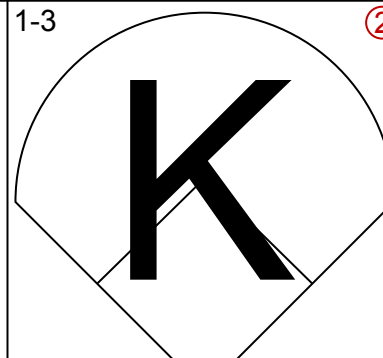
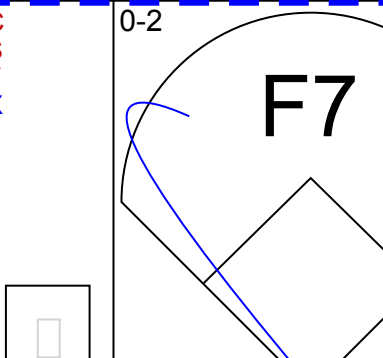
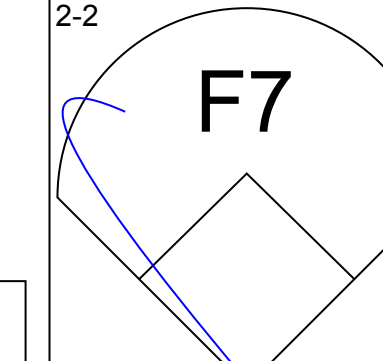
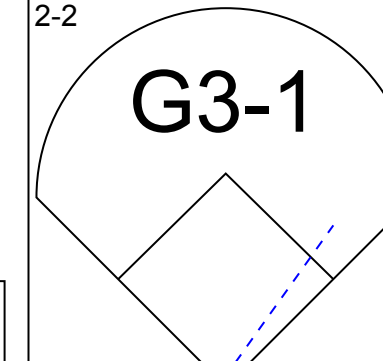
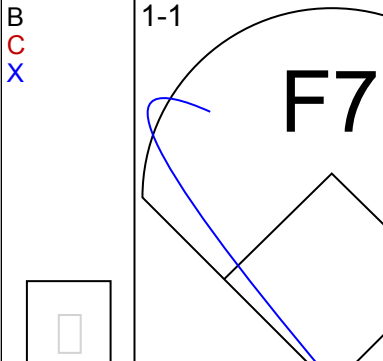
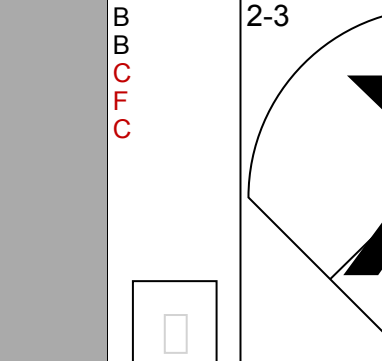
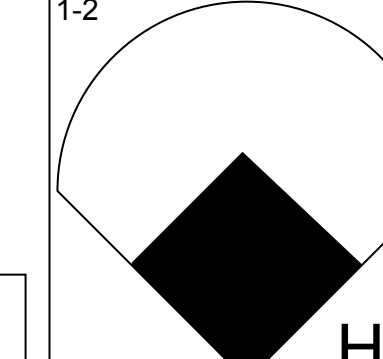
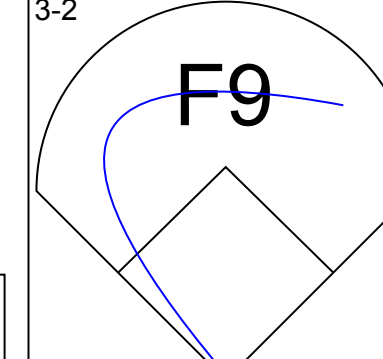
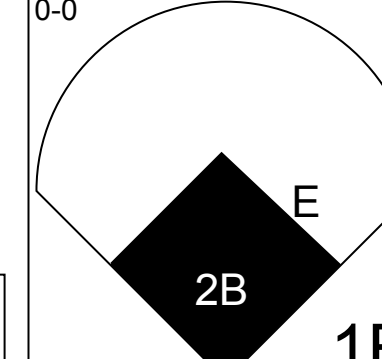
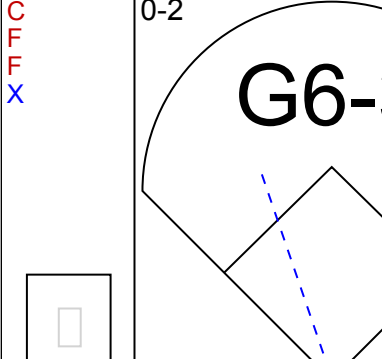
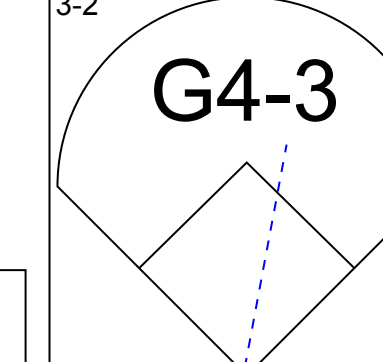
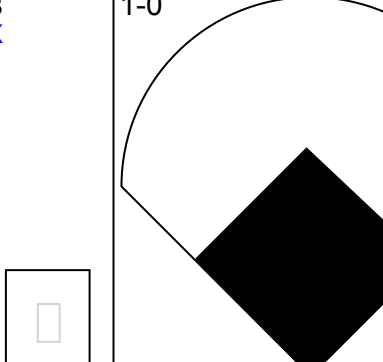
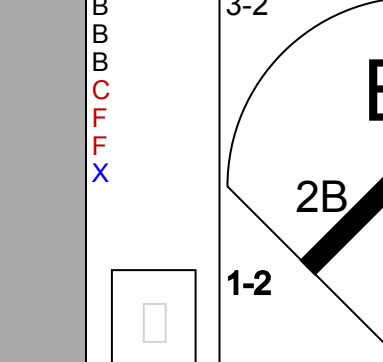
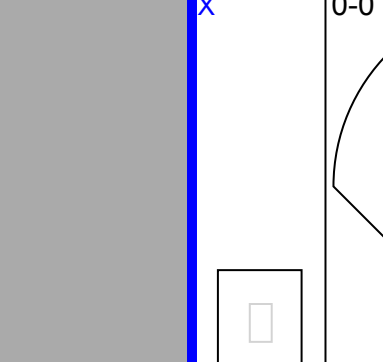

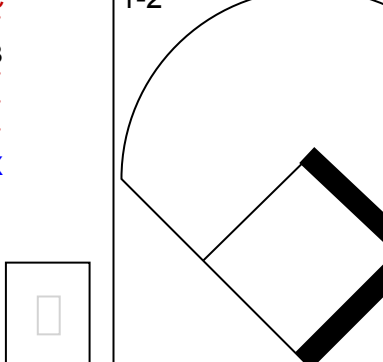
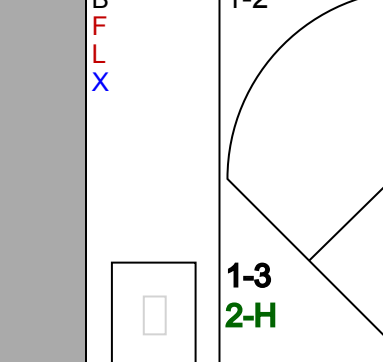
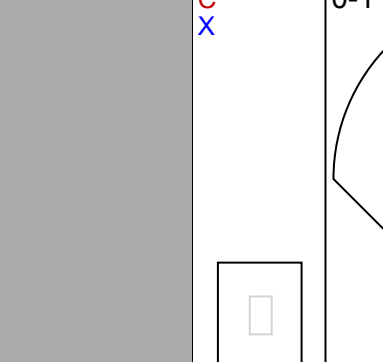
AB	37
R	10
H	15
RBI	9
BB	3
SO	5
LOB	10



Batter	1	2	3	4	5	6	7	8	9	AB	R	H	RBI	BB	SO	LOB	TOP					
Tom Goodwin, L (1, 8) OBP: 0.300, SLG: 0.365										5	0	1	2	0	1	0	Los Angeles Dodgers @ San Diego Padres Qualcomm Stadium, San Diego, CA Thu Jun 28 2001, 10:05 PM EDT Att: 21,221 - Sunny - 77 F					
Mark Grudzielanek, R (1, 4) OBP: 0.361, SLG: 0.457										4	0	0	0	1	1	0						
Gary Sheffield, R (1, 7) OBP: 0.428, SLG: 0.538										4	1	3	1	0	1	0						
Shawn Green, L (1, 9) OBP: 0.362, SLG: 0.545										4	1	1	1	0	1	3						
Paul Lo Duca, R (1, 2) OBP: 0.379, SLG: 0.597										4	1	1	0	0	0	0						
Eric Karros, R (1, 3) OBP: 0.305, SLG: 0.408										4	1	1	0	0	1	0						
Adrian Beltré, R (1, 5) OBP: 0.287, SLG: 0.412										3	2	2	2	1	0	0						
Alex Cora, L (1, 6) OBP: 0.264, SLG: 0.332										4	1	1	1	0	2	1						
Luke Prokopec, L (1, 1) Hiram Bocachica, R (7, PH) Giovanni Carrara, R (7, PH) Jesse Orosco, L (8, 1) Chris Donnels, L (9, PH) Jeff Shaw, R (9, 1)											1	0	0	0	0	1		0				
Inning Stats	R: 0 E: 0 K: 2 S: 10	H: 0 LOB: 0 BB: 0 P: 15	R: 0 E: 0 K: 1 S: 8	H: 0 LOB: 0 BB: 0 P: 15	R: 0 E: 0 K: 1 S: 9	H: 0 LOB: 1 BB: 0 P: 10	R: 0 E: 0 K: 0 S: 7	H: 1 LOB: 1 BB: 0 P: 10	R: 4 E: 1 K: 0 S: 16	H: 6 LOB: 2 BB: 0 P: 18	R: 0 E: 0 K: 1 S: 11	H: 0 LOB: 1 BB: 1 P: 18	R: 0 E: 0 K: 1 S: 7	H: 0 LOB: 0 BB: 0 P: 9	R: 3 E: 0 K: 2 S: 12	H: 3 LOB: 0 BB: 0 P: 18		R: 0 E: 0 K: 1 S: 9	H: 0 LOB: 1 BB: 1 P: 18	1B: 5 2B: 2 3B: 0 HR: 3	SF: 0 SAC: 1 DP: 0 HBP: 0	WP: 0 PB: 0 SB: 0 CS: 0
PITCHER	IP	WLS	BF	H	R	ER	SO	BB	IBB	HBP	BLK	WP	HR	S	P	ERA	WHIP					
Brian Lawrence, R (1, 1) ERA: 4.6	7.0		29	7	4	4	6	1	0	0	0	0	0	68	95	5.14	1.143					
Rudy Seanez, R (8, 1) ERA: 3.99	0.2	L	5	3	3	3	1	0	0	0	0	0	3	9	13	40.50	4.500					
David Lee, R (8, 1) ERA: 3.2	1.1		5	0	0	0	2	1	0	0	0	0	0	12	23	0.00	0.750					

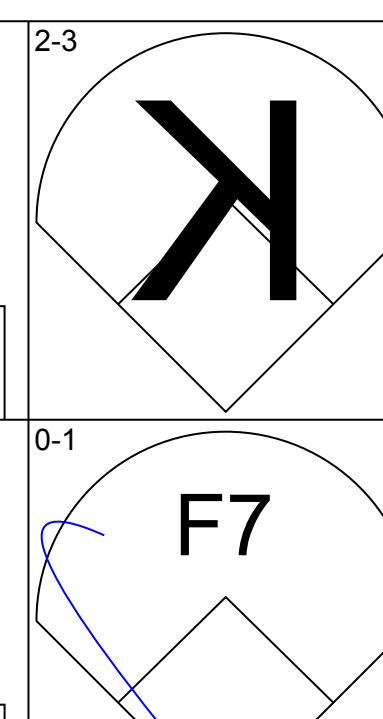
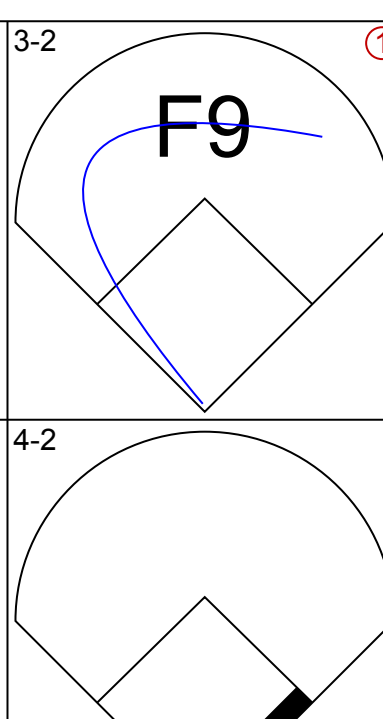
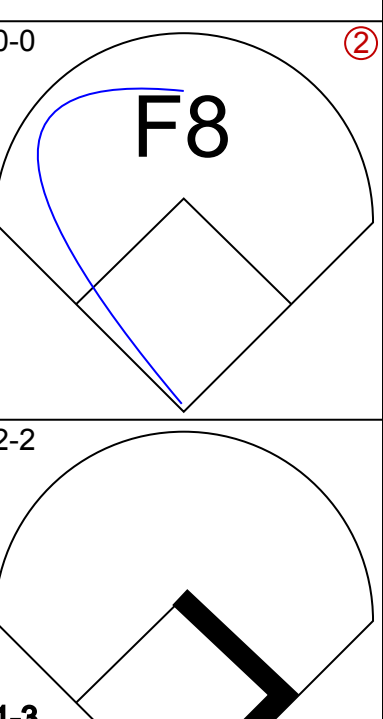
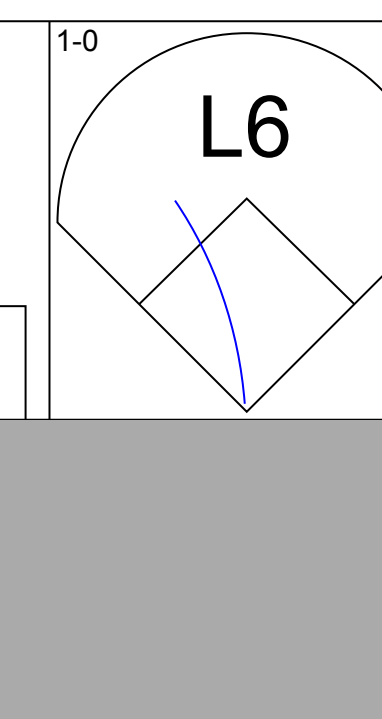
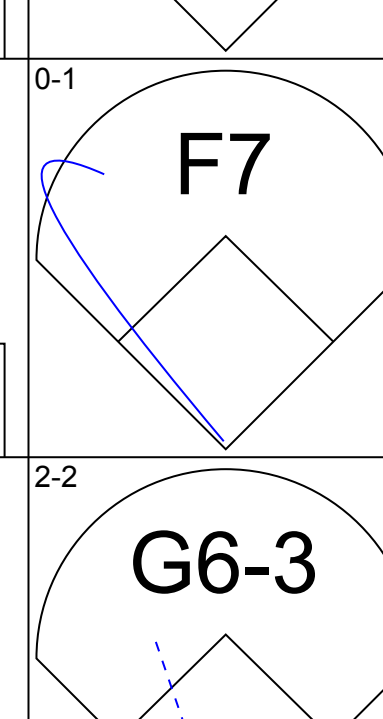
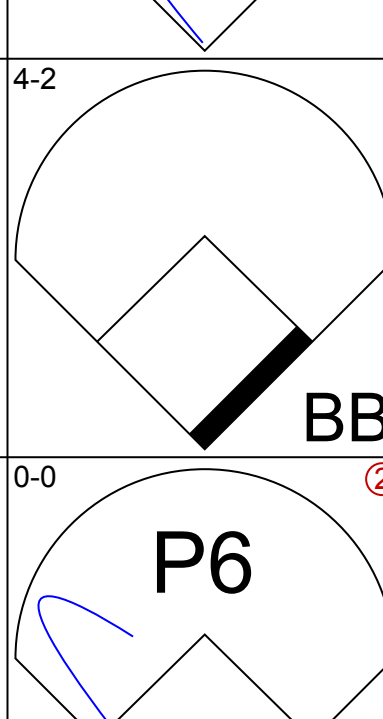
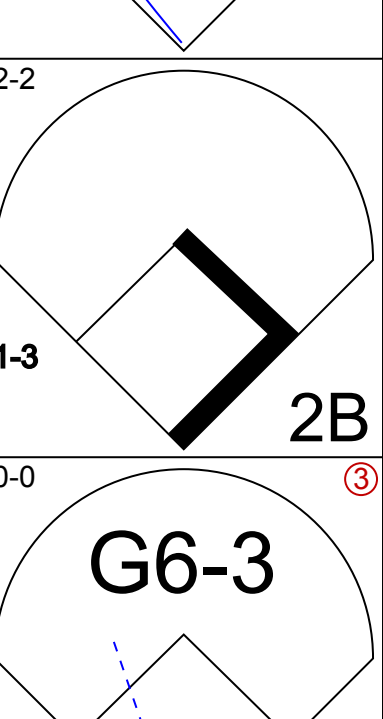

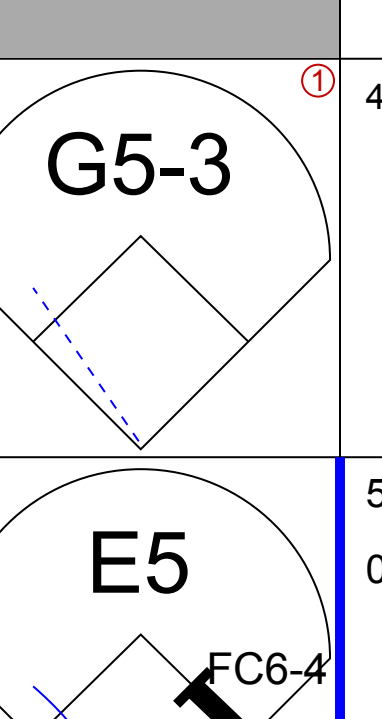
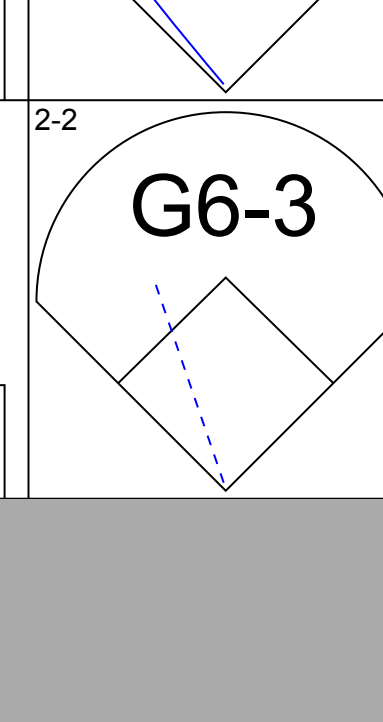
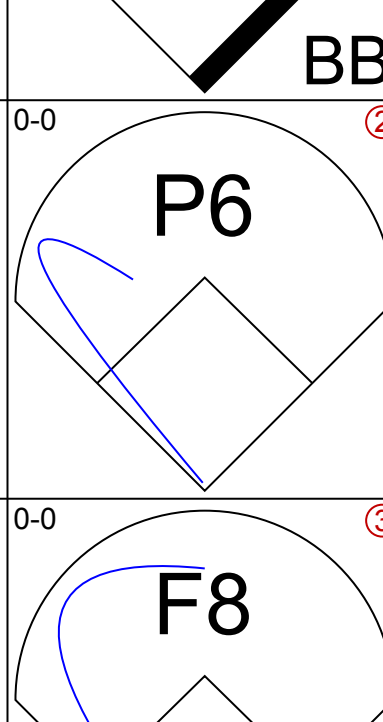
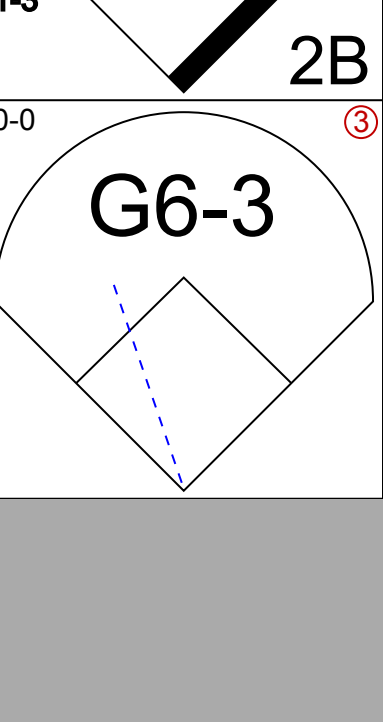

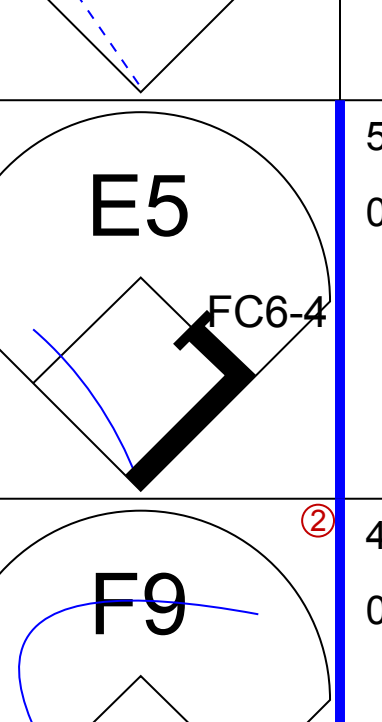
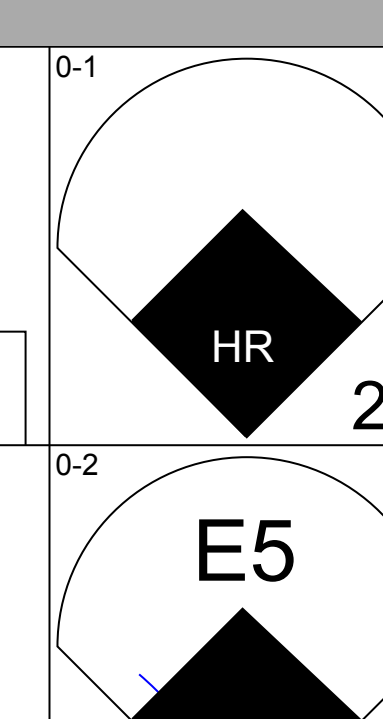
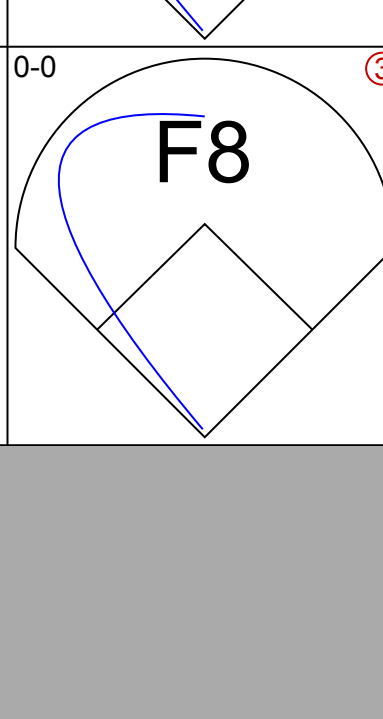
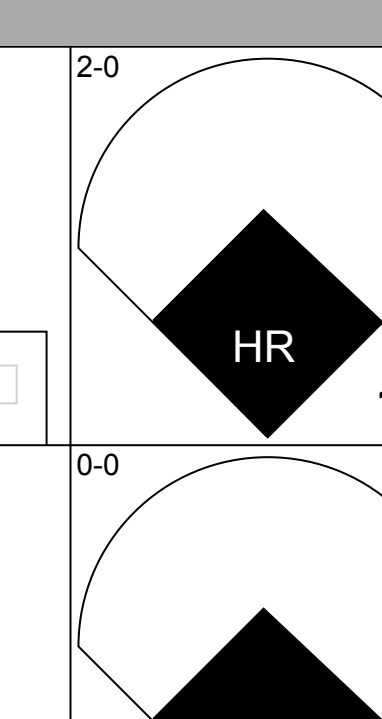

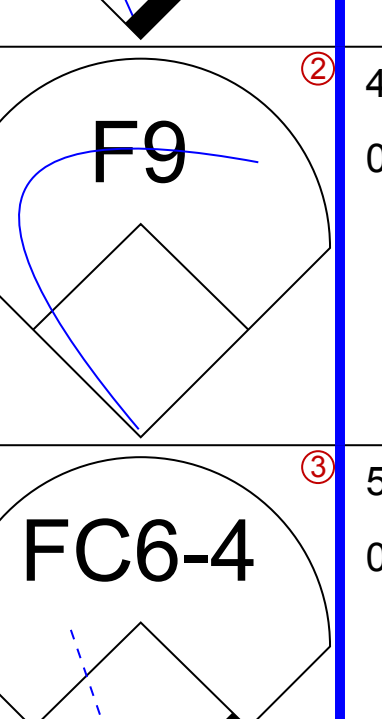
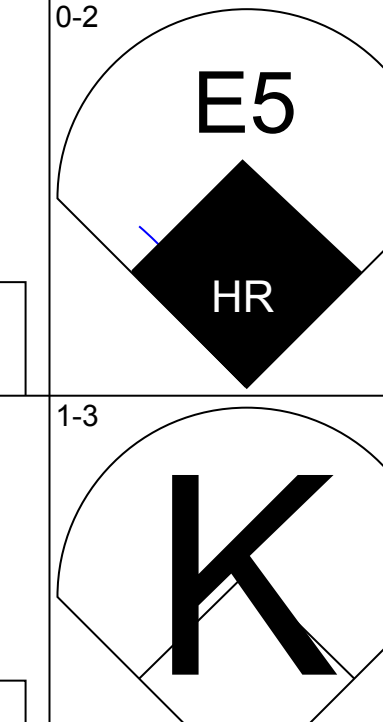
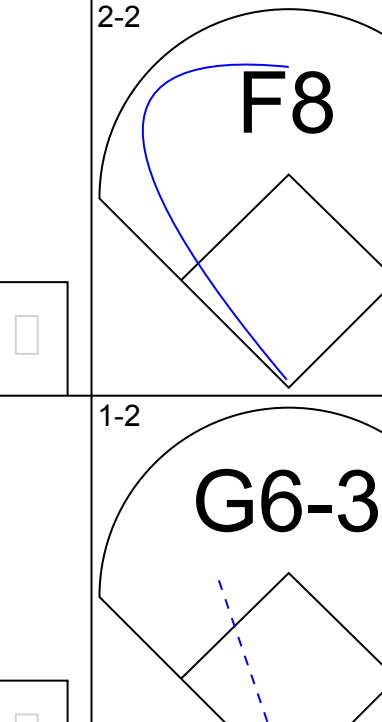
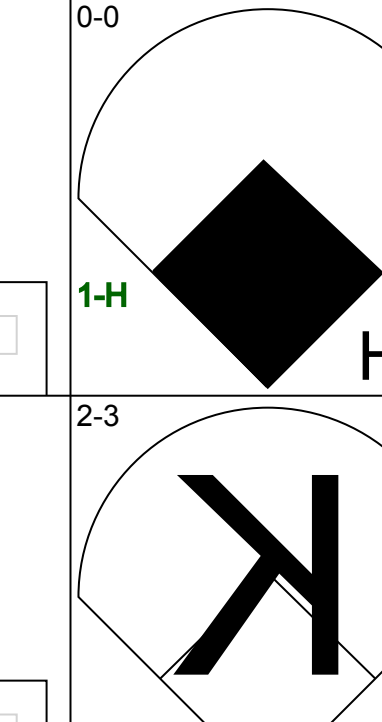

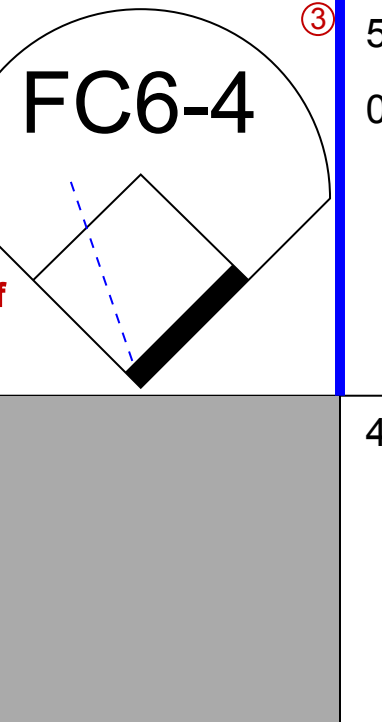
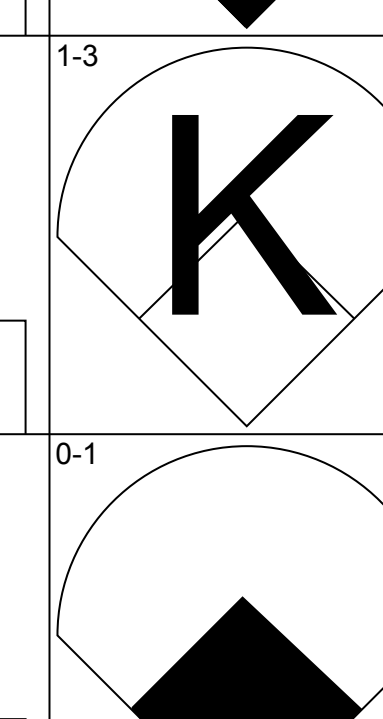
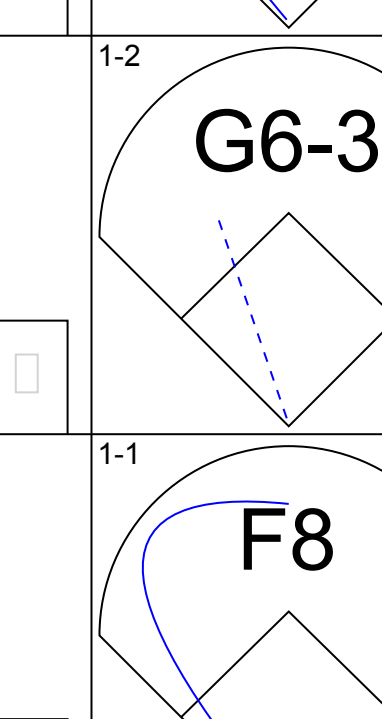
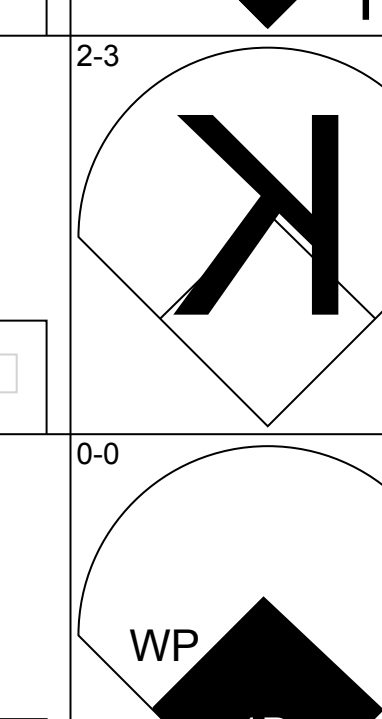

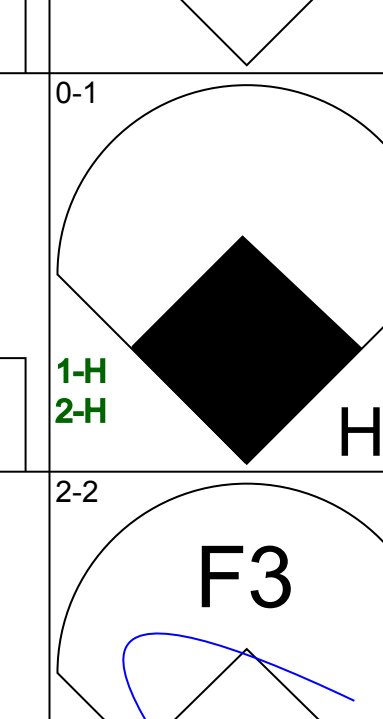
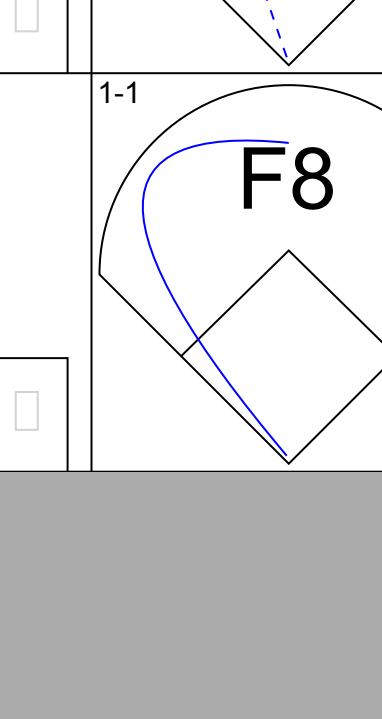
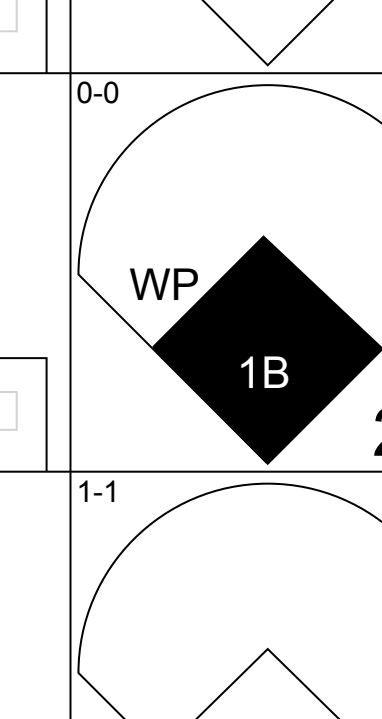
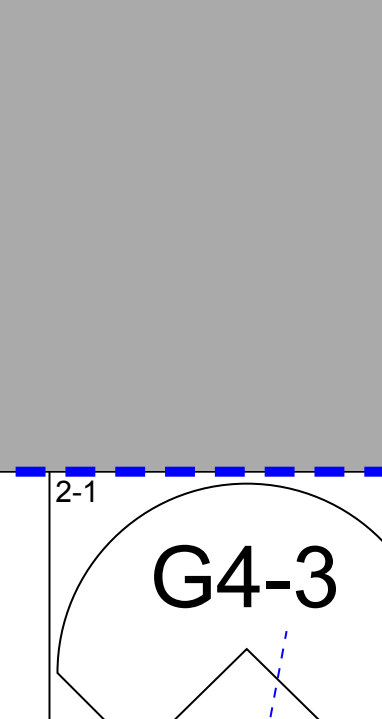
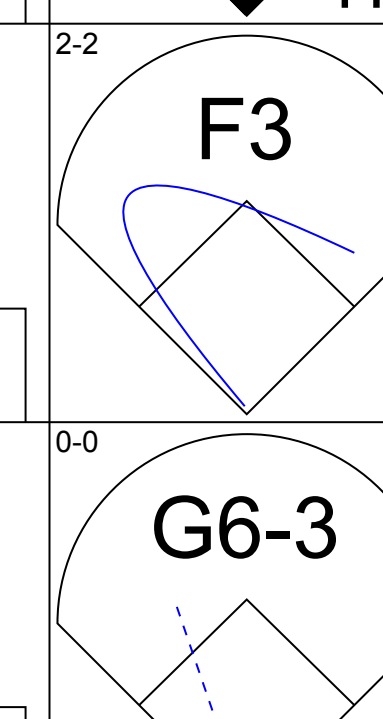
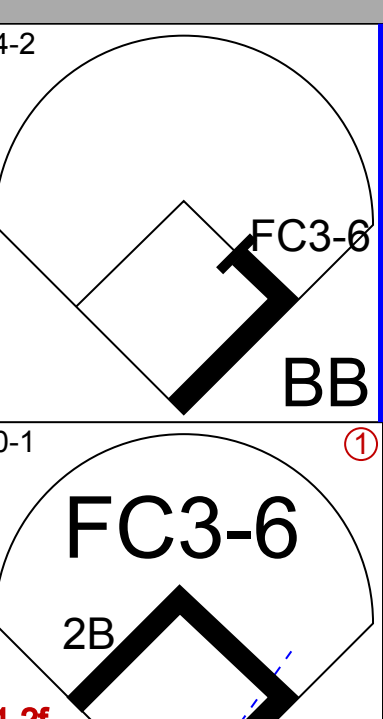
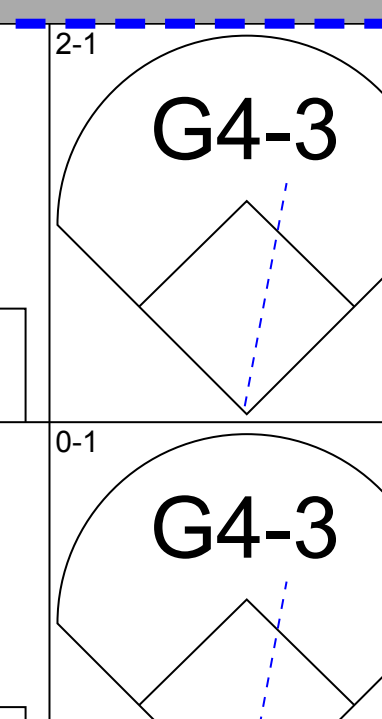
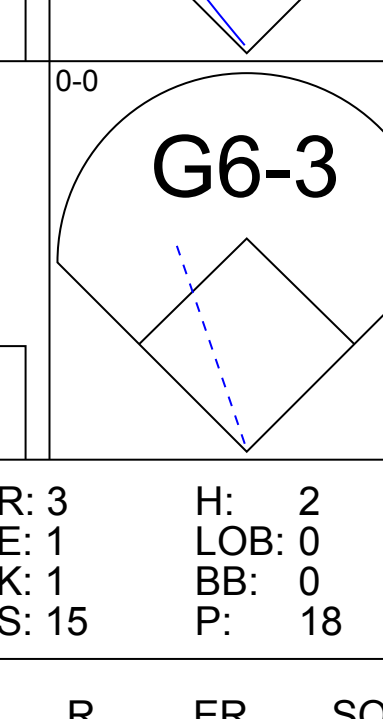
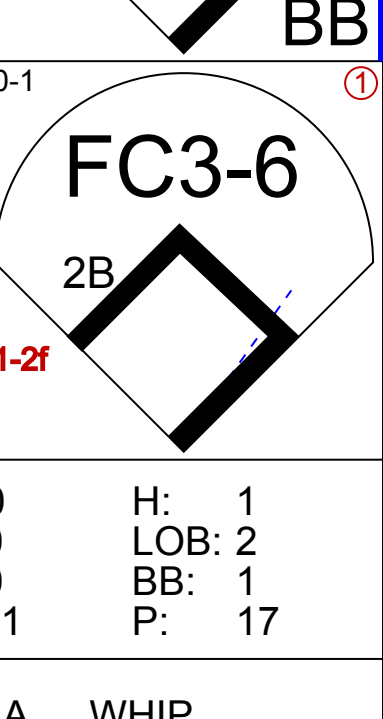
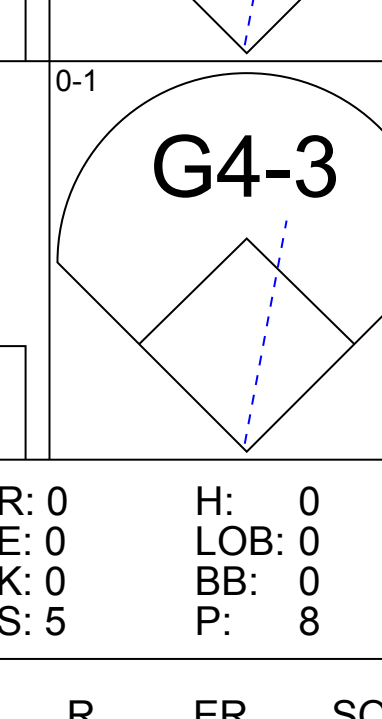
AB	35
R	7
H	10
RBI	7
BB	2
SO	9
LOB	4



Batter	1	2	3	4	5	6	7	8	9	AB	R	H	RBI	BB	SO	LOB	BOTTOM						
Damian Jackson, R (1, 4) OBP: 0.332, SLG: 0.359										4	0	0	0	0	2	5	Los Angeles Dodgers @ San Diego Padres Qualcomm Stadium, San Diego, CA Thu Jun 28 2001, 10:05 PM EDT Att: 21,221 - Sunny - 77 F						
Mark Kotsay, L (1, 8) OBP: 0.354, SLG: 0.429										3	1	1	1	1	0	4							
Ryan Klesko, L (1, 3) OBP: 0.411, SLG: 0.566										4	0	1	0	0	1	0							
Phil Nevin, R (1, 5) OBP: 0.409, SLG: 0.611										4	0	0	0	0	1	0							
Mike Darr, L (1, 9) OBP: 0.385, SLG: 0.341										4	0	0	0	0	1	0							
Bubba Trammell, R (1, 7) OBP: 0.337, SLG: 0.473										4	2	2	1	0	0	0							
Rick Wilkins, L (1, 2) ERA: 4.11 Rickey Henderson, R (7, PH) Rudy Seanez, R (8, 1) David Lee, R (8, 1) Dave Magadan, L (9, PH) D'Angelo Jimenez, S (1, 6) OBP: 0.556, SLG: 0.643										3	1	1	1	0	0	1							
Brian Lawrence, R (1, 1) OBP: 0.400, SLG: 0.800 Ben Davis, S (7, PH) OBP: 0.391, SLG: 0.424										2	0	1	0	0	0	1							
Inning Stats	R: 1 E: 0 K: 0 S: 8	H: 1 LOB: 0 BB: 0 P: 18	R: 1 E: 0 K: 0 S: 11	H: 1 LOB: 0 BB: 0 P: 17	R: 0 E: 0 K: 0 S: 9	H: 2 LOB: 1 BB: 1 P: 15	R: 0 E: 0 K: 0 S: 11	H: 0 LOB: 0 BB: 0 P: 17	R: 1 E: 0 K: 1 S: 12	H: 2 LOB: 1 BB: 0 P: 16	R: 0 E: 0 K: 1 S: 6	H: 0 LOB: 0 BB: 0 P: 9	R: 1 E: 1 K: 1 S: 15	H: 2 LOB: 3 BB: 1 P: 28	R: 0 E: 0 K: 2 S: 10	H: 0 LOB: 0 BB: 0 P: 15		R: 0 E: 0 K: 0 S: 7	H: 0 LOB: 0 BB: 0 P: 7	1B: 2 2B: 3 3B: 0 HR: 3	SF: 0 SAC: 0 DP: 1 HBP: 0	WP: 0 PB: 0 SB: 0 CS: 1	PA: 36
PITCHER	IP	WLS	BF	H	R	ER	SO	BB	IBB	HBP	BLK	WP	HR	S	P	ERA		WHIP					
Luke Prokopec, R (1, 1) ERA: 4.11 Giovanni Carrara, R (7, 1) ERA: 3.07 Jesse Orosco, L (8, 1) ERA: 2.7 Jeff Shaw, R (9, 1) ERA: 3.41	6.0		23	6	3	3	2	1	0	0	0	0	0	15	28	9.00	3.000						
	1.0	W	6	2	1	1	1	1	0	0	0	0	0	10	15	0.00	0.000						
	1.0	H	3	0	0	0	2	0	0	0	0	0	0	7	7	0.00	0.000						
	1.0	S	3	0	0	0	0	0	0	0	0	0	0	7	7	0.00	0.000						

AB	33
R	4
H	8
RBI	4
BB	2
SO	5
LOB	11

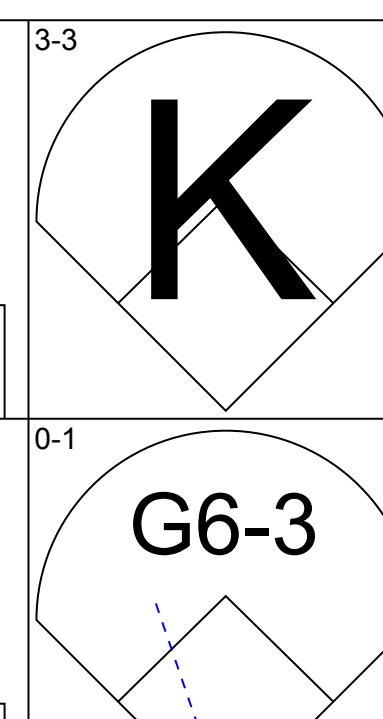
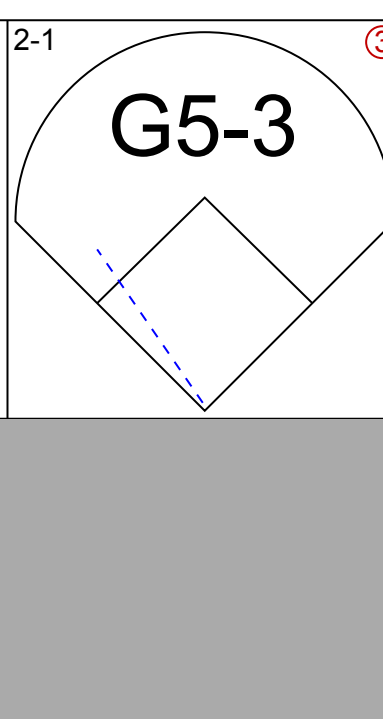
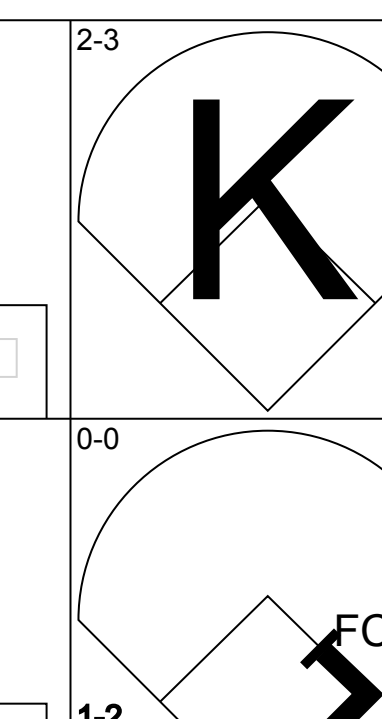
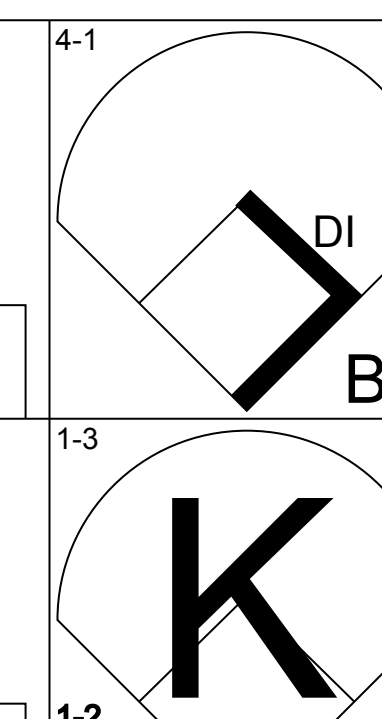
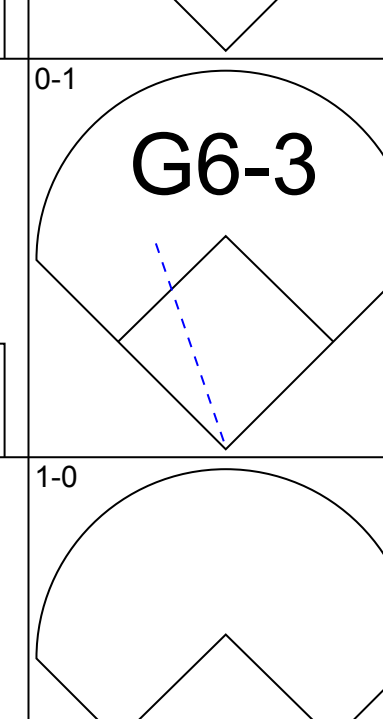
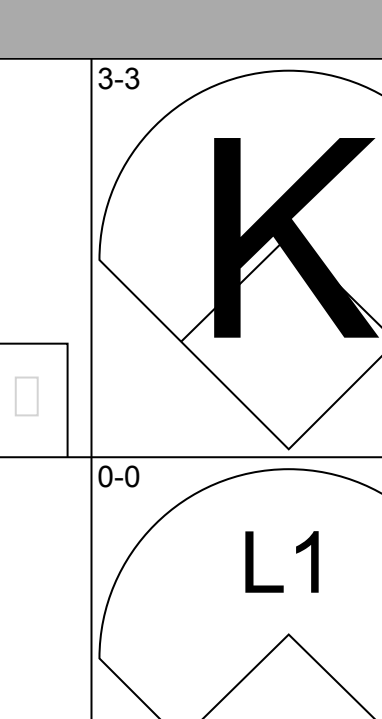
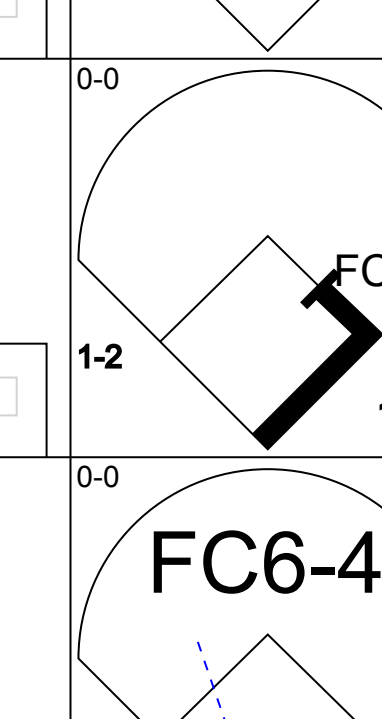
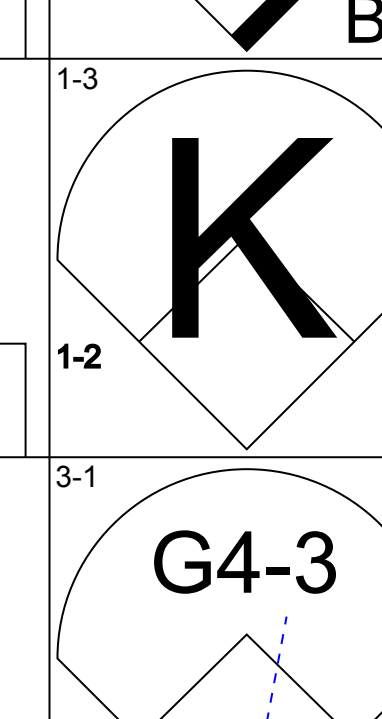

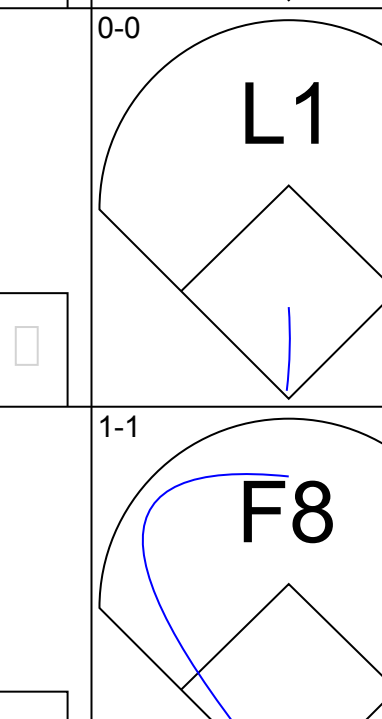
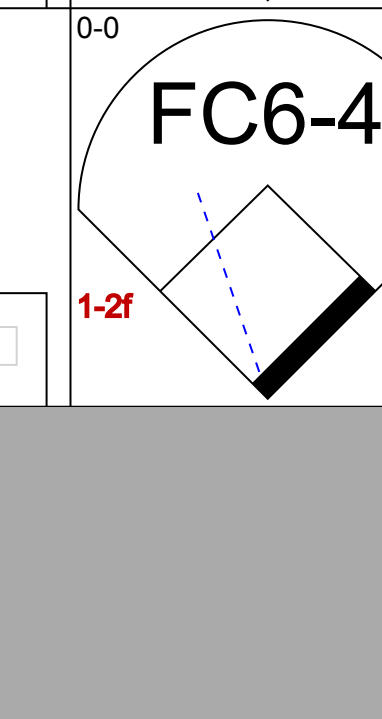
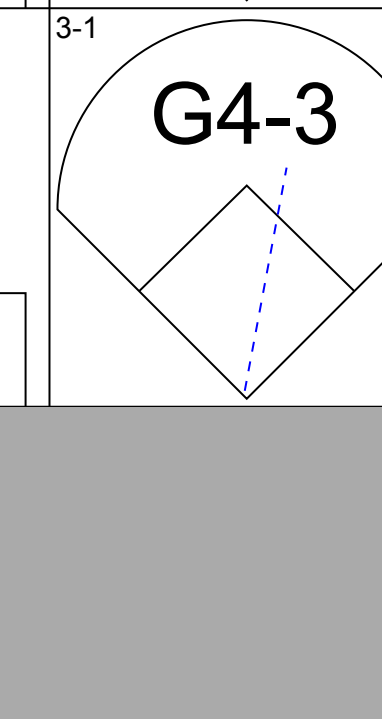
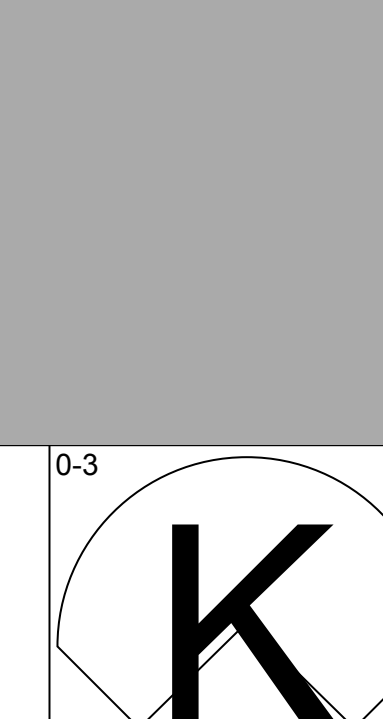
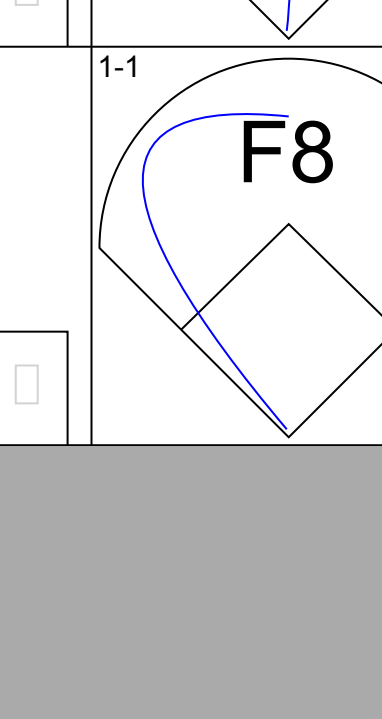


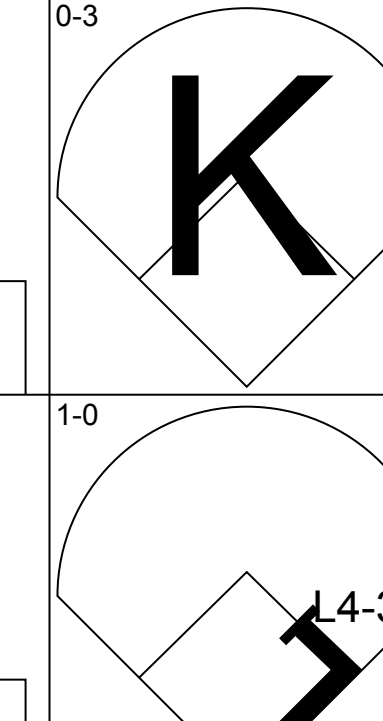
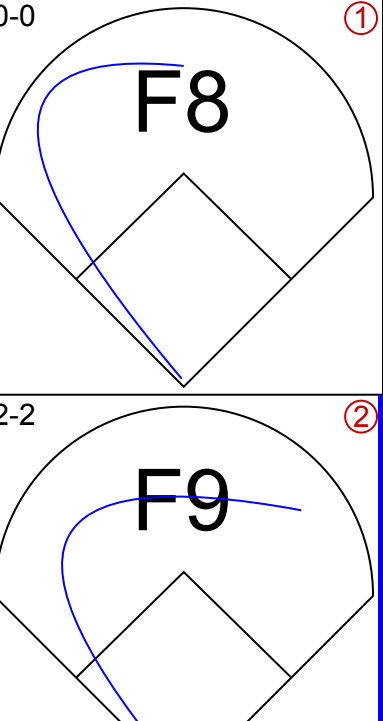

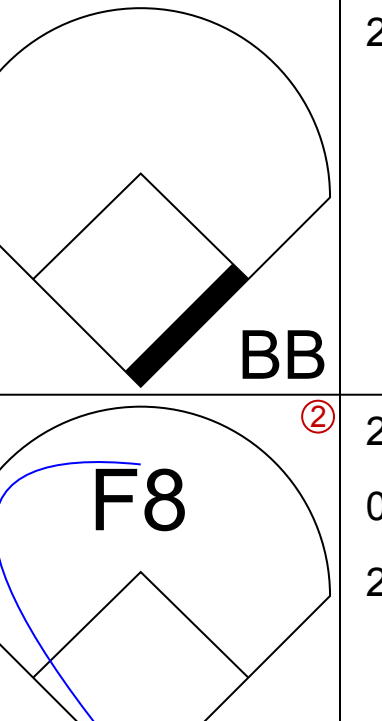
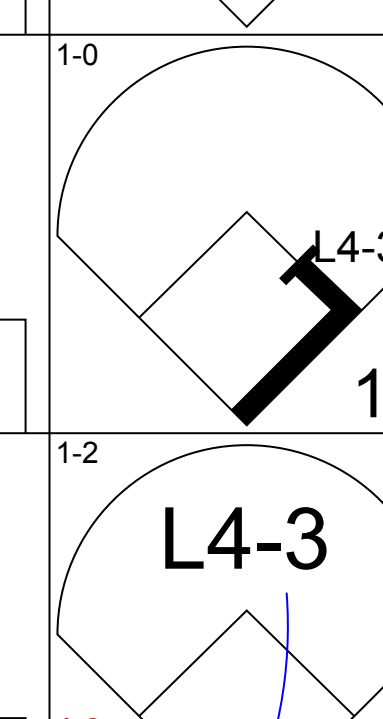
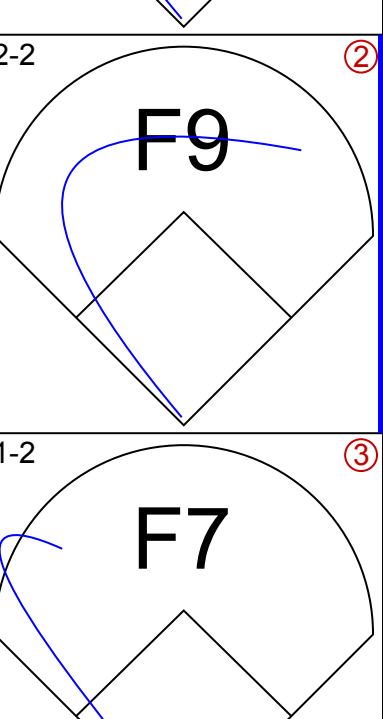

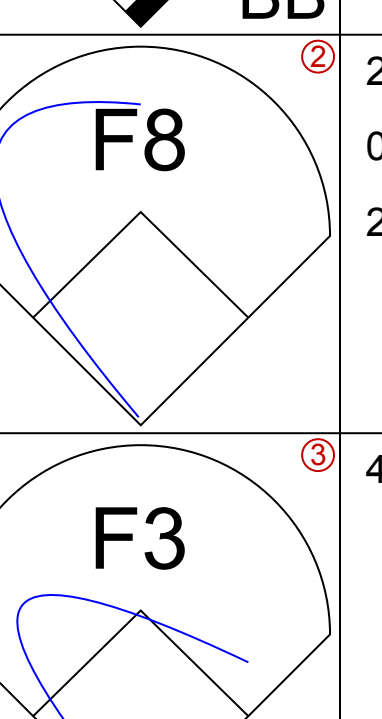
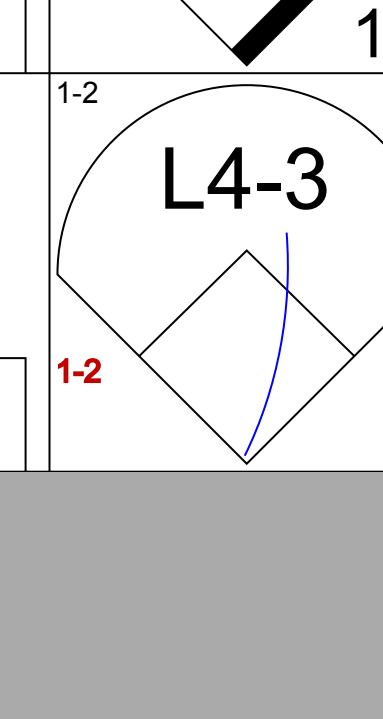
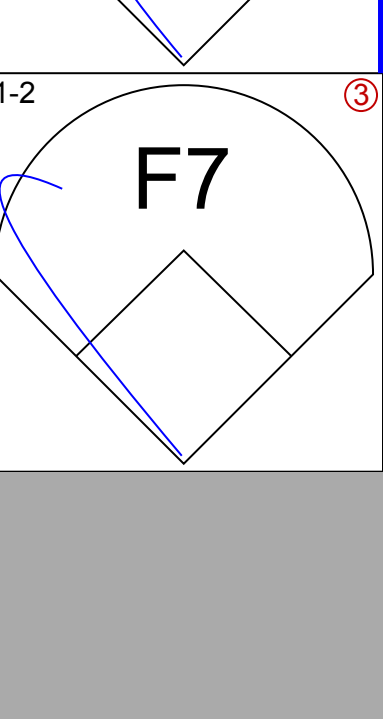



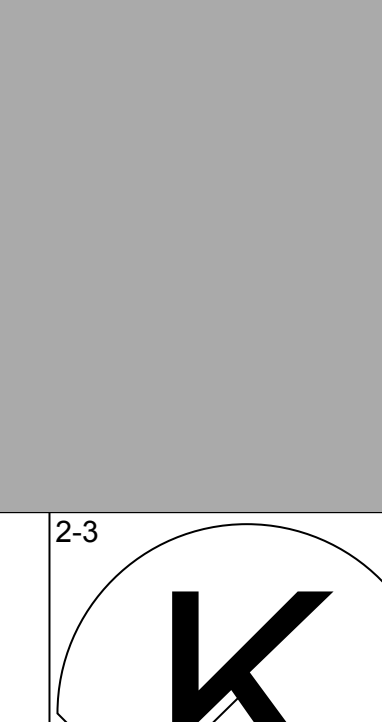
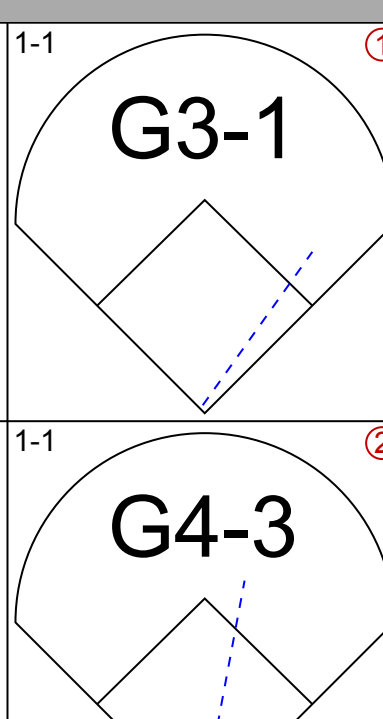
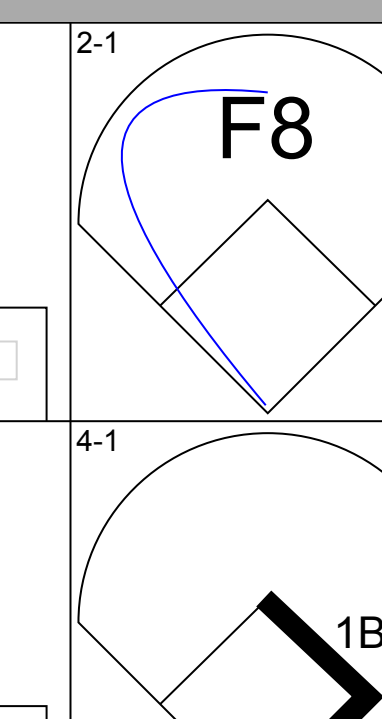

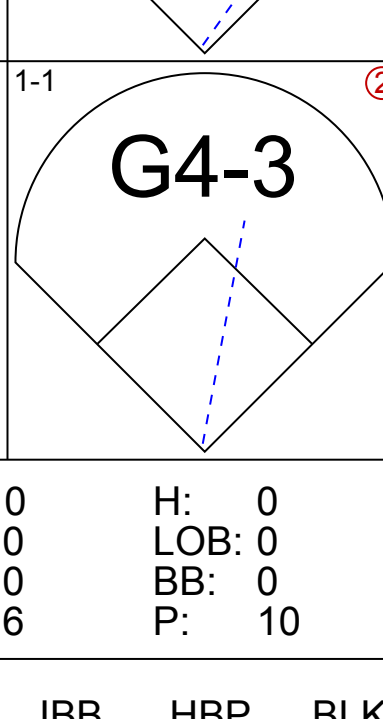
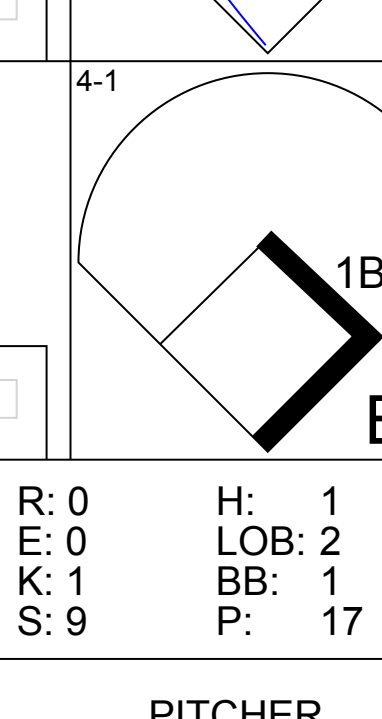
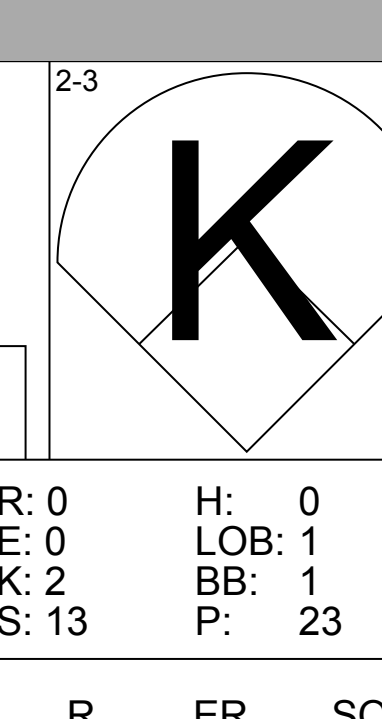


Batter	1	2	3	4	5	6	7	8	9	AB	R	H	RBI	BB	SO	LOB	TOP				
Paul Lo Duca, R OBP: 0.375, SLG: 0.578 (1, 2)										5	0	0	0	0	1	2					
Mark Grudzielanek, R OBP: 0.367, SLG: 0.457 (1, 4)										4	1	2	0	1	0	0					
Gary Sheffield, R OBP: 0.419, SLG: 0.534 Tom Goodwin, L OBP: 0.302, SLG: 0.365 (9, PR) (9, 7)										5	1	1	0	0	0	3					
Shawn Green, L OBP: 0.367, SLG: 0.555 Hiram Bocachica, R OBP: 0.299, SLG: 0.495 (9, 9)										4	2	2	1	0	0	2					
Eric Karros, R OBP: 0.299, SLG: 0.415 Chris Donnels, L OBP: 0.259, SLG: 0.225 (1, 3) (9, 3)										5	2	1	2	0	1	3					
Adrian Beltré, R OBP: 0.311, SLG: 0.424 (1, 5)										4	0	1	1	0	2	2					
Marquis Grissom, R OBP: 0.276, SLG: 0.525 (1, 8)										4	2	3	3	0	0	0					
Tim Lincecum, R OBP: 0.412, SLG: 0.867 Jeff Reboulet, R OBP: 0.377, SLG: 0.406 (6, PH) (6, 6)										1	0	0	0	1	0	0					
Kevin Brown, R OBP: 0.179, SLG: 0.200 Al Reyes, R (7, 1)										3	0	0	0	0	0	2					
Inning Stats	R: 0 E: 0 K: 1 S: 10	H: 0 LOB: 0 BB: 0 P: 14	R: 3 E: 1 K: 1 S: 15	H: 2 LOB: 0 BB: 0 P: 18	R: 0 E: 0 K: 0 S: 8	H: 0 LOB: 1 BB: 1 P: 15	R: 0 E: 0 K: 0 S: 8	H: 0 LOB: 0 BB: 0 P: 12	R: 0 E: 0 K: 0 S: 11	H: 1 LOB: 2 BB: 1 P: 17	R: 3 E: 0 K: 1 S: 12	H: 4 LOB: 2 BB: 0 P: 17	R: 2 E: 0 K: 1 S: 21	H: 4 LOB: 2 BB: 0 P: 31	R: 0 E: 0 K: 0 S: 5	H: 0 LOB: 0 BB: 0 P: 8	R: 0 E: 1 K: 0 S: 8	H: 0 LOB: 1 BB: 0 P: 14	1B: 5 2B: 4 3B: 0 HR: 2	SF: 1 SAC: 0 DP: 0 HBP: 0	WP: 2 PA: 41 PB: 0 CS: 0
PITCHER	IP	WLS	BF	H	R	ER	SO	BB	IBB	HBP	BLK	WP	HR	S	P	ERA	WHIP				
Bobby Jones, R ERA: 3.93 (1, 1)	5.1	L	26	7	6	5	3	2	0	0	0	1	2	60	89	8.44	1.688				
Rodney Myers, R ERA: 5.47 (6, 1)	1.2		8	4	2	2	1	0	0	0	0	1	0	25	35	10.80	2.400				
Brian Lawrence, R ERA: 4.31 (8, 1)	2.0		7	0	0	0	0	0	0	0	0	0	0	13	22	0.00	0.000				

Los Angeles Dodgers @ San Diego Padres
Qualcomm Stadium, San Diego, CA
Sun Jul 01 2001, 5:00 PM EDT
Att: 27,401 - Sunny - 79 F

AB 38
R 8
H 11
RBI 8
BB 2
SO 4
LOB 14



Batter	1	2	3	4	5	6	7	8	9	AB	R	H	RBI	BB	SO	LOB	BOTTOM				
Rickey Henderson, R OBP: 0.353, SLG: 0.338 Santiago Perez, R OBP: 0.320, SLG: 0.210 (1, 7) (7, 7)										3	0	0	0	0	2	1					
Mike Darr, L OBP: 0.397, SLG: 0.350 (1, 8)										4	0	1	0	0	2	1					
Ryan Klesko, L OBP: 0.406, SLG: 0.565 Alex Arias, R OBP: 0.320, SLG: 0.365 (1, 3) (8, 5)										3	0	1	0	0	0	2					
Phil Nevin, R OBP: 0.398, SLG: 0.591 Cesar Crespo, S OBP: 0.333, SLG: 0.280 (1, 5) (8, 6)										3	0	0	0	0	1	1					
Bubba Trammell, R OBP: 0.337, SLG: 0.472 (1, 9)										2	0	0	0	2	1	0					
Ben Davis, S OBP: 0.382, SLG: 0.418 Rodney Myers, R (1, 2) (6, 1)										2	0	1	0	0	0	0					
Dave Magadan, L OBP: 0.351, SLG: 0.341 (7, PH) (8, 3)										2	0	0	0	0	1	2					
Damian Jackson, R OBP: 0.333, SLG: 0.362 (1, 4)										4	0	1	0	0	0	2					
D'Angelo Jimenez, S OBP: 0.379, SLG: 0.440 Brian Lawrence, R OBP: 0.400, SLG: 0.800 (1, 6) (8, 1)										3	0	0	0	0	1	2					
Bobby Jones, R OBP: 0.125, SLG: 0.129 Rick Wilkins, L OBP: 0.250, SLG: 0.389 (1, 1) (6, 2)										1	0	0	0	0	0	0					
Inning Stats	R: 0 E: 0 K: 1 S: 11	H: 1 LOB: 1 BB: 0 P: 17	R: 0 E: 0 K: 1 S: 8	H: 1 LOB: 0 BB: 0 P: 10	R: 0 E: 0 K: 1 S: 6	H: 0 LOB: 0 BB: 0 P: 10	R: 0 E: 0 K: 1 S: 6	H: 0 LOB: 0 BB: 0 P: 10	R: 0 E: 0 K: 1 S: 9	H: 1 LOB: 2 BB: 1 P: 17	R: 0 E: 0 K: 3 S: 12	H: 1 LOB: 2 BB: 1 P: 19	R: 0 E: 0 K: 2 S: 13	H: 0 LOB: 1 BB: 1 P: 23	R: 0 E: 0 K: 0 S: 9	H: 0 LOB: 1 BB: 1 P: 19	1B: 3 2B: 2 3B: 0 HR: 0	SF: 0 SAC: 0 DP: 1 HBP: 0	WP: 0 PA: 34 PB: 0 CS: 0		
PITCHER	IP	WLS	BF	H	R	ER	SO	BB	IBB	HBP	BLK	WP	HR	S	P	ERA	WHIP				
Kevin Brown, R ERA: 2.77 (1, 1)	6.0	W	21	3	0	0	4	1	0	0	0	0	0	51	78	0.00	0.667				
Al Reyes, R ERA: (7, 1)	3.0	S	13	1	0	0	5	3	0	0	0	0	0	34	61	0.00	1.333				

Los Angeles Dodgers @ San Diego Padres
Qualcomm Stadium, San Diego, CA
Sun Jul 01 2001, 5:00 PM EDT
Att: 27,401 - Sunny - 79 F

AB 30
R 0
H 4
RBI 0
BB 4
SO 9
LOB 12



Batter	1	2	3	4	5	6	7	8	9	AB	R	H	RBI	BB	SO	LOB	TOP										
Juan Pierre, L OBP: 0.389, SLG: 0.392 (1, 8)										5	1	4	2	0	0	2	Colorado Rockies @ San Diego Padres Qualcomm Stadium, San Diego, CA Tue Jul 03 2001, 9:05 PM EDT Att: 25,022 - Sunny - 77 F										
Neft Perez, S OBP: 0.344, SLG: 0.482 (1, 6)										5	0	1	0	0	1	3											
Larry Walker, L OBP: 0.446, SLG: 0.681 (1, 9)										5	1	2	0	0	1	5											
Jeff Cirillo, R OBP: 0.368, SLG: 0.516 (1, 5)										5	0	3	2	0	1	3											
17 Todd Helton, L OBP: 0.428, SLG: 0.667 (1, 3)										4	0	0	0	1	1	5											
Todd Walker, L OBP: 0.359, SLG: 0.500 (1, 4)										3	0	1	1	2	1	0											
Jacob Cruz, L OBP: 0.288, SLG: 0.321 (1, 7)										5	1	2	0	0	1	4											
Ben Petrick, R OBP: 0.317, SLG: 0.507 (1, 2)										3	1	0	0	1	0	3											
Shawn Chacon, R OBP: 0.283, SLG: 0.443 Terry Shumpert, R OBP: 0.285, SLG: 0.362 Kane Davis, R OBP: 0.285, SLG: 0.362 Juan Acevedo, R OBP: 0.285, SLG: 0.362 Greg Norton, S OBP: 0.285, SLG: 0.455 Jay Powell, R OBP: 0.285, SLG: 0.455 (11, 1)										2	0	0	0	0	2	4											
										1	1	1	0	0	0	0											
										0	0	0	0	0	0	0											
										0	0	0	0	0	0	0											
										1	0	0	0	1	0	0											
										0	0	0	0	0	0	0											
Inning Stats	R: 0 E: 0 K: 2 S: 15	H: 2 LOB: 2 BB: 0 P: 20	R: 2 E: 0 K: 1 S: 15	H: 2 LOB: 1 BB: 1 P: 25	R: 0 E: 0 K: 0 S: 7	H: 1 LOB: 0 BB: 0 P: 9	R: 0 E: 0 K: 1 S: 13	H: 1 LOB: 2 BB: 1 P: 17	R: 1 E: 0 K: 0 S: 13	H: 2 LOB: 2 BB: 2 P: 23	R: 2 E: 0 K: 0 S: 17	H: 4 LOB: 2 BB: 0 P: 25	R: 0 E: 0 K: 0 S: 5	H: 1 LOB: 0 BB: 0 P: 10	R: 0 E: 1 K: 2 S: 11	H: 1 LOB: 2 BB: 0 P: 13	R: 0 E: 0 K: 3 S: 9	H: 0 LOB: 0 BB: 0 P: 14	1B: 12 2B: 2 3B: 1 HR: 0	SF: 0 SAC: 0 DP: 2 HBP: 0	WP: 0 PA: 43 PB: 0 SB: 2 CS: 1						
PITCHER	IP	WLS	BF	H	R	ER	SO	BB	IBB	HBP	BLK	WP	HR	S	P	ERA	WHIP	PITCHER									
Woody Williams, R ERA: 5.15 (1, 1)	5.1		29	11	5	5	4	3	1	0	0	0	0	73	109	8.44	2.625										
Jose Nunez, L ERA: 8.16 (6, 1)	1.0	W	5	2	0	0	0	0	0	0	0	0	0	9	14	0.00	2.000										
David Lee, R ERA: 3.21 (7, 1)	0.2	H	1	0	0	0	0	0	0	0	0	0	0	3	6	0.00	0.000										
Tom Davey, R ERA: 3.5 (8, 1)	1.0	H	5	1	0	0	2	0	0	0	0	0	0	11	13	0.00	1.000										
Trevor Hoffman, R ERA: 4.35 (9, 1)	1.0	S	3	0	0	0	3	0	0	0	0	0	0	9	14	0.00	0.000										
Batter	1	2	3	4	5	6	7	8	9	AB	R	H	RBI	BB	SO	LOB	BOTTOM										
Rickey Henderson, R OBP: 0.354, SLG: 0.346 (1, 7)										4	2	1	0	1	1	5	Colorado Rockies @ San Diego Padres Qualcomm Stadium, San Diego, CA Tue Jul 03 2001, 9:05 PM EDT Att: 25,022 - Sunny - 77 F										
D'Angelo Jimenez, S OBP: 0.394, SLG: 0.444 (1, 6)										2	1	1	1	1	1	0											
Ryan Klesko, L OBP: 0.407, SLG: 0.565 (1, 3)										2	0	1	1	1	1	2											
Phil Nevin, R OBP: 0.393, SLG: 0.582 (1, 5)										4	0	0	0	0	2	7											
Mike Darr, L OBP: 0.399, SLG: 0.356 (6, 9)										3	1	1	2	1	1	1											
Bubba Trammell, R OBP: 0.337, SLG: 0.459 Jose Nunez, L OBP: 0.285, SLG: 0.362 David Lee, R OBP: 0.285, SLG: 0.362 Tony Gwynn, L OBP: 0.346, SLG: 0.408 Tom Davey, R OBP: 0.285, SLG: 0.455 Trevor Hoffman, R OBP: 0.285, SLG: 0.455 (11, 9)										2	1	0	0	1	1	1											
										0	0	0	0	0	0	0											
										0	0	0	0	0	0	0											
										1	0	0	0	0	1	0											
										0	0	0	0	0	0	0											
Inning Stats	R: 1 E: 0 K: 1 S: 11	H: 1 LOB: 0 BB: 1 P: 21	R: 2 E: 0 K: 0 S: 11	H: 0 LOB: 1 BB: 3 P: 27	R: 0 E: 0 K: 2 S: 10	H: 1 LOB: 0 BB: 0 P: 15	R: 0 E: 0 K: 0 S: 5	H: 1 LOB: 1 BB: 0 P: 10	R: 2 E: 0 K: 2 S: 16	H: 2 LOB: 1 BB: 1 P: 25	R: 1 E: 0 K: 0 S: 16	H: 3 LOB: 3 BB: 1 P: 28	R: 0 E: 0 K: 2 S: 10	H: 0 LOB: 0 BB: 0 P: 15	R: 0 E: 0 K: 0 S: 7	H: 1 LOB: 0 BB: 0 P: 7	1B: 7 2B: 1 3B: 1 HR: 0	SF: 4 SAC: 0 DP: 1 HBP: 0	WP: 0 PA: 37 PB: 0 SB: 0 CS: 0								
PITCHER	IP	WLS	BF	H	R	ER	SO	BB	IBB	HBP	BLK	WP	HR	S	P	ERA	WHIP	PITCHER									
Shawn Chacon, R ERA: 5.3 (1, 1)	5.0		24	5	5	5	5	5	0	0	0	0	0	53	98	9.00	2.000										
Kane Davis, R ERA: 4.14 (6, 1)	0.2	L	6	3	1	1	1	1	0	0	0	0	0	13	23	13.50	6.000										
Juan Acevedo, R ERA: 3.66 (6, 1)	1.1		4	0	0	0	3	0	0	0	0	0	0	13	20	0.00	0.000										
Jay Powell, R ERA: 3.92 (8, 1)	1.0		3	1	0	0	0	0	0	0	0	0	0	7	7	0.00	1.000										

Batter	1	2	3	4	5	6	7	8	9	AB	R	H	RBI	BB	SO	LOB	TOP				
Juan Pierre, L OBP: 0.387, SLG: 0.390 (1, 8)	F7		E6		FC4-2-3 2B		1B			4	1	1	0	0	0	2	Colorado Rockies @ San Diego Padres Qualcomm Stadium, San Diego, CA Wed Jul 04 2001, 9:05 PM EDT Att: 34,188 - Sunny - 79 F				
Neft Perez, S OBP: 0.343, SLG: 0.482 (1, 6)	G6-3		G5-3		2B		F8			4	0	1	2	0	0	2					
Larry Walker, L OBP: 0.441, SLG: 0.671 (1, 9)	K			G6-3	G3			G4-3		4	0	0	0	0	1	1					
Jeff Cirillo, R OBP: 0.362, SLG: 0.508 (1, 5)		P5		G6-3		K		G5-3		4	0	0	0	0	1	0					
17 Todd Helton, L OBP: 0.426, SLG: 0.660 (1, 3)		E6		P5		G3			BB	3	0	0	0	1	0	0					
Cliff Brumbaugh, R OBP: 0.200, SLG: 0.368 (1, 7)		F9			WP 1B 2B			F7		4	1	2	0	0	0	2					
Ben Petrick, R OBP: 0.311, SLG: 0.497 Todd Walker, L OBP: 0.358, SLG: 0.498 (9, PH)		K			K SH5-4 1B 2-3 FC4-3		F8		F2	3	0	0	0	0	2	3					
Brent Butler, R OBP: 0.333, SLG: 0.333 Adam Methuse, S OBP: 0.200, SLG: 0.444 (9, PH)			F7		E SH5-4 2B 1B 3-H 2-3		P5		F7	3	1	1	1	0	0	0					
Mac Suzuki, R Gabe White, L Terry Shumpert, R Mike Myers, L Juan Acevedo, R Brooks Kieschnick, L (9, PH)			K		SH5-4 1-2 2-3		G5-3		K	1	0	0	0	0	1	0					
Inning Stats	R: 0 E: 0 K: 1 S: 6	H: 0 LOB: 0 BB: 0 P: 8	R: 0 E: 1 K: 1 S: 13	H: 0 LOB: 1 BB: 0 P: 17	R: 0 E: 1 K: 1 S: 8	H: 0 LOB: 1 BB: 0 P: 13	R: 0 E: 0 K: 0 S: 4	H: 0 LOB: 0 BB: 0 P: 6	R: 3 E: 1 K: 1 S: 10	H: 3 LOB: 1 BB: 0 P: 10	R: 0 E: 0 K: 1 S: 10	H: 1 LOB: 1 BB: 0 P: 17	R: 0 E: 0 K: 0 S: 8	H: 1 LOB: 1 BB: 0 P: 10	R: 0 E: 0 K: 0 S: 8	H: 0 LOB: 1 BB: 1 P: 14		R: 0 E: 0 K: 1 S: 10	H: 0 LOB: 0 BB: 0 P: 13	1B: 3 2B: 2 3B: 0 HR: 0	SF: 0 SAC: 1 DP: 0 HBP: 0
PITCHER	IP WLS BF H R ER SO BB IBB HBP BLK WP HR S P ERA WHIP	7.0 W 29 5 3 1 5 0 0 0 0 1 0 59 81 1.29 0.714	1.0 L 4 0 0 0 0 1 0 0 0 0 0 8 14 0.00 1.000	1.0 L 3 0 0 0 1 0 0 0 0 0 0 10 13 0.00 0.000											IP WLS BF H R ER SO BB IBB HBP BLK WP HR S P ERA WHIP						


AB	34
R	3
H	5
RBI	3
BB	1
SO	6
LOB	10





Batter	1	2	3	4	5	6	7	8	9	AB	R	H	RBI	BB	SO	LOB	BOTTOM		
Damian Jackson, R OBP: 0.343, SLG: 0.368 (1, 4)	P4		F8		BB E 1B		G6-3 HR 1B	K		5	2	2	0	0	1	1	Colorado Rockies @ San Diego Padres Qualcomm Stadium, San Diego, CA Wed Jul 04 2001, 9:05 PM EDT Att: 34,188 - Sunny - 79 F		
Mark Kotsay, L OBP: 0.385, SLG: 0.431 (1, 8)	G3				WP 1B BB		G6-3	FC4-6 1B		3	1	1	0	2	0	1			
Ryan Klesko, L OBP: 0.407, SLG: 0.560 (1, 3)	S BB		F7		S BB 1B 1-H 2-H		F9	FC4-6 1-2		4	0	1	1	1	0	4			
Phil Nevin, R OBP: 0.398, SLG: 0.580 (1, 5)				K		S BB	BB HR IBB			1	1	0	0	3	1	0			
Mike Darr, L OBP: 0.396, SLG: 0.350 (1, 9)	F5			G4-3	K		HR BB			3	1	0	0	1	1	4			
Bubba Trammell, R OBP: 0.336, SLG: 0.477 (1, 7)		K		F8		K	HR			4	1	1	4	0	2	2			
Ben Davis, S OBP: 0.397, SLG: 0.418 (1, 2)		G4-6-3 BB			HR BB		G6-4-3 1B	G6-3		2	1	1	0	2	0	0			
D'Angelo Jimenez, S OBP: 0.378, SLG: 0.516 (1, 6)		G4-6-3 1-2			HR		G6-4-3		K	4	1	1	2	0	1	2			
Sterling Hitchcock, L Jose Nunez, L Tony Gwynn, L Rickey Henderson, R Rudy Seanez, R (9, 1)			K			K		1B		3	0	0	0	0	3	0			
Inning Stats	R: 0 E: 0 K: 0 S: 12	H: 0 LOB: 2 BB: 2 P: 21	R: 0 E: 0 K: 1 S: 10	H: 0 LOB: 0 BB: 1 P: 17	R: 0 E: 0 K: 1 S: 6	H: 0 LOB: 1 BB: 1 P: 11	R: 0 E: 0 K: 1 S: 6	H: 0 LOB: 0 BB: 0 P: 12	R: 4 E: 0 K: 3 S: 22	H: 3 LOB: 2 BB: 3 P: 43	R: 0 E: 0 K: 1 S: 6	H: 1 LOB: 0 BB: 0 P: 8	R: 4 E: 0 K: 0 S: 6	H: 2 LOB: 2 BB: 2 P: 16	R: 0 E: 0 K: 2 S: 11	H: 2 LOB: 2 BB: 0 P: 17		1B: 6 2B: 0 3B: 0 HR: 2	SF: 0 SAC: 0 DP: 2 HBP: 0
PITCHER	IP WLS BF H R ER SO BB IBB HBP BLK WP HR S P ERA WHIP	4.1 L 22 3 4 3 4 7 0 0 0 0 1 1 49 92 6.23 2.308	1.2 L 5 1 0 0 3 0 0 0 0 0 0 13 20 0.00 0.600	0.2 L 5 1 3 3 0 1 1 0 0 0 4 14 40.50 3.000	1.1 L 7 3 1 1 2 0 0 0 0 0 1 13 19 6.75 2.250											IP WLS BF H R ER SO BB IBB HBP BLK WP HR S P ERA WHIP			


AB	30
R	8
H	8
RBI	7
BB	9
SO	9
LOB	14





Batter	1	2	3	4	5	6	7	8	9	AB R H RBI BB SO LOB	TOP										
Juan Pierre, L (1,8) OBP: 0.387, SLG: 0.390	1-1 G4-3 17 HR 1B	1-0 F7			0-1 G6-3		2-2 1B		3-2 G3	5 1 2 0 0 0 3	Colorado Rockies @ San Diego Padres Qualcomm Stadium, San Diego, CA Thu Jul 05 2001, 5:05 PM EDT Att: 20,541 - Cloudy - 81 F										
Neft Perez, S (1,6) OBP: 0.338, SLG: 0.476	0-1 F8		0-2 F7		2-0 P6		0-3 K			4 0 0 0 0 1 2											
Larry Walker, L (1,9) OBP: 0.439, SLG: 0.676	2-1 G4-3		1-0 HR		0-0 F9		1-1 L3			4 1 1 1 0 0 1											
17 Todd Helton, L (1,3) OBP: 0.424, SLG: 0.664	2-1 2H HR		2-3 K		3-2 F9		0-0 G6-3			4 1 1 2 0 1 0											
Jeff Cirillo, R (1,5) OBP: 0.364, SLG: 0.512	2-3 K		2-2 P4		0-0 1B 2B		0-2 1B			4 1 2 0 0 1 0											
Todd Walker, L (1,4) OBP: 0.356, SLG: 0.494		1-0 G3		0-3 K		2-2 2H 1B		1-2 G4-3		4 0 1 1 0 1 1											
Jacob Cruz, L (1,7) OBP: 0.295, SLG: 0.321		0-0 E 1B		1-3 K		1-3 K		4-1 BB		3 0 1 0 1 2 1											
Adam Melhuse, S (1,2) OBP: 0.214, SLG: 0.333		4-2 E2 SH1-4 BB		0-3 K		0-1 G3-1		2-2 L4		3 0 0 0 1 1 1											
Pedro Astacio, R (1,1) OBP: 0.103, SLG: 0.103	1-1 SH1-4				0-3 K		0-0 F2		0-0 B2	3 0 0 0 0 1 1											
Inning Stats	R: 2 E: 0 K: 1 S: 12	H: 2 LOB: 0 BB: 0 P: 19	R: 0 E: 1 K: 0 S: 8	H: 1 LOB: 2 BB: 1 P: 15	R: 1 E: 0 K: 1 S: 13	H: 1 LOB: 0 BB: 0 P: 18	R: 0 E: 0 K: 3 S: 11	H: 0 LOB: 0 BB: 0 P: 12	R: 0 E: 0 K: 1 S: 6	H: 0 LOB: 0 BB: 0 P: 8	R: 1 E: 0 K: 0 S: 14	H: 2 LOB: 1 BB: 0 P: 20	R: 0 E: 0 K: 1 S: 9	H: 1 LOB: 1 BB: 0 P: 11	R: 0 E: 0 K: 0 S: 9	H: 1 LOB: 1 BB: 0 P: 11	R: 0 E: 0 K: 0 S: 9	H: 0 LOB: 1 BB: 1 P: 17	1B: 5 2B: 1 3B: 0 HR: 2	SF: 0 SAC: 1 DP: 0 HBP: 0	WP: 0 PA: 37 PB: 0 SB: 0 CS: 0
PITCHER	IP WLS BF H R ER SO BB IBB HBP BLK WP HR S P ERA WHIP											PITCHER	IP WLS BF H R ER SO BB IBB HBP BLK WP HR S P ERA WHIP								
Adam Eaton, R (1,1) ERA: 4.32	8.0 L 33 8 4 4 8 1 0 0 0 0 2 82 114 4.50 1.125											Rodney Myers, R (9,1) ERA: 5.27	1.0 4 0 0 0 0 1 0 0 0 0 0 9 17 0.00 1.000								

Batter	1	2	3	4	5	6	7	8	9	AB R H RBI BB SO LOB	BOTTOM										
Damian Jackson, R (1,4) OBP: 0.341, SLG: 0.371	0-1 F7			2-2 S 2B		0-0 F7		3-2 P5		4 0 1 0 0 0 1	Colorado Rockies @ San Diego Padres Qualcomm Stadium, San Diego, CA Thu Jul 05 2001, 5:05 PM EDT Att: 20,541 - Cloudy - 81 F										
Mark Kotsay, L (1,8) OBP: 0.365, SLG: 0.428	1-3 K			2-2 G5-3		3-2 G4-3		2-2 E G5-3 1B		4 0 1 0 0 1 1											
Ryan Klesko, L (1,3) OBP: 0.405, SLG: 0.555	2-1 F8			4-0 S BB		2-0 P5		2-1 G5-3 1-2		3 0 0 0 1 0 1											
Phil Nevin, R (1,5) OBP: 0.393, SLG: 0.572		1-3 K		0-1 P4		0-3 K		0-0 E6 G6-4-3		4 0 0 0 0 2 3											
Mike Darr, L (1,9) OBP: 0.389, SLG: 0.342		2-3 K		3-1 G3		1-2 G3		0-0 F8		4 0 0 0 0 1 4											
Bubba Trammell, R (1,7) OBP: 0.332, SLG: 0.471		1-2 G6-3				1-1 G6-3		1-1 G5-3		3 0 0 0 0 0 0											
Ben Davis, S (1,2) OBP: 0.396, SLG: 0.415			0-0 F8		3-3 K		4-2 G6-3 BB			2 0 0 0 1 1 0											
D'Angelo Jimenez, S (1,6) OBP: 0.375, SLG: 0.500			1-3 K		0-0 K		0-0 F8			3 0 1 0 0 1 1											
Adam Eaton, R (1,1) OBP: 0.190, SLG: 0.132			2-3 K		0-2 P4		3-1 G6-3			2 0 0 0 0 1 1											
Tony Gwynn, L (8,PH) OBP: 0.370, SLG: 0.412										1 0 0 0 0 0 1											
Rodney Myers, R (9,1) ERA: 5.27										0 0 0 0 0 0 0											
Inning Stats	R: 0 E: 0 K: 1 S: 7	H: 0 LOB: 0 BB: 0 P: 10	R: 0 E: 0 K: 2 S: 12	H: 0 LOB: 0 BB: 0 P: 16	R: 0 E: 0 K: 2 S: 7	H: 0 LOB: 0 BB: 0 P: 10	R: 0 E: 0 K: 0 S: 10	H: 1 LOB: 2 BB: 1 P: 21	R: 0 E: 0 K: 1 S: 11	H: 1 LOB: 1 BB: 0 P: 15	R: 0 E: 0 K: 0 S: 6	H: 0 LOB: 0 BB: 0 P: 11	R: 0 E: 0 K: 1 S: 6	H: 0 LOB: 0 BB: 0 P: 7	R: 0 E: 0 K: 0 S: 12	H: 0 LOB: 1 BB: 1 P: 22	R: 0 E: 1 K: 0 S: 8	H: 1 LOB: 1 BB: 0 P: 13	1B: 2 2B: 1 3B: 0 HR: 0	SF: 0 SAC: 0 DP: 1 HBP: 0	WP: 0 PA: 32 PB: 0 SB: 2 CS: 0
PITCHER	IP WLS BF H R ER SO BB IBB HBP BLK WP HR S P ERA WHIP											PITCHER	IP WLS BF H R ER SO BB IBB HBP BLK WP HR S P ERA WHIP								
Pedro Astacio, R (1,1) ERA: 5.18	9.0 W 32 3 0 0 7 2 0 0 0 0 0 79 125 0.00 0.556																				

Batter	1	2	3	4	5	6	7	8	9	AB	R	H	RBI	BB	SO	LOB	TOP			
Frank Catalanotto, L (1.7)	G5-3						G3-1		FC3-6	5	0	2	0	0	0	2	<p>Texas Rangers @ San Diego Padres Qualcomm Stadium, San Diego, CA</p> <p>Fri Jul 06 2001, 10:05 PM EDT Att: 24,549 - Cloudy - 77 F</p> <p>livebaseballscorecards.com</p> <p>AB 37 R 3 H 7 RBI 2 BB 3 SO 7 LOB 21</p> 			
Ivan Rodriguez, R (1.2)	BB	BB			K		F8		E5	4	0	1	0	1	1	2				
Alex Rodriguez, R (1.6)	BB	BB			G5-3			F8	BB	3	0	0	0	2	0	3				
Rafael Palmeiro, L (1.3)	F8			G3					K	5	0	1	0	0	1	6				
Gabe Kapler, R (1.8)	FC5-4			K					F3	4	0	0	0	0	1	3				
Ricky Ledee, L (1.9)		P6		G3-1					F9	4	0	0	0	0	0	1				
Mike Lamb, L (1.5)					K				E6	4	2	2	0	0	1	0				
10 Michael Young, R (1.4)					K				FC6-4	4	1	1	2	0	1	2				
Rick Helling, R (1.1)									E6	4	1	1	2	0	1	2				
Kevin Foster, R (6.1)									K	2	0	0	0	0	0	0				
Bo Porter, R (7. PH) Mark Petkovsek, R (7.1)		G1-6-3							K	0	0	0	0	0	0	0				
Ruben Sierra, S (9. PH)									K	1	0	0	0	0	0	0				
Inning Stats	R: 0 E: 0 K: 0 S: 9	H: 1 LOB: 2 BB: 1 P: 15	R: 2 E: 0 K: 0 S: 15	H: 3 LOB: 2 BB: 1 P: 24	R: 0 E: 0 K: 1 S: 11	H: 0 LOB: 0 BB: 0 P: 15	R: 0 E: 0 K: 2 S: 11	H: 0 LOB: 0 BB: 0 P: 15	R: 0 E: 1 K: 0 S: 5	H: 0 LOB: 1 BB: 0 P: 11	R: 0 E: 0 K: 1 S: 9	H: 0 LOB: 0 BB: 0 P: 15	R: 0 E: 0 K: 0 S: 5	H: 1 LOB: 1 BB: 0 P: 9	R: 1 E: 2 K: 2 S: 15	H: 1 LOB: 3 BB: 1 P: 27	1B: 4 2B: 2 3B: 0 HR: 1	SF: 0 SAC: 0 DP: 0 HBP: 0	WP: 1 PB: 0 SB: 1 CS: 0	PA: 40
PITCHER	IP WLS BF H R ER SO BB IBB HBP BLK WP HR S P ERA WHIP	6.0 W 26 5 2 2 4 2 0 0 0 0 1 1 60 93 3.00 1.167	2.0 7 1 0 0 1 0 0 0 0 0 0 0 14 24 0.00 0.500	0.2 6 1 1 0 1 1 0 0 0 0 0 0 12 22 0.00 3.000	0.1 S 1 0 0 0 1 0 0 0 0 0 0 0 3 5 0.00 0.000															

Batter	1	2	3	4	5	6	7	8	9	AB	R	H	RBI	BB	SO	LOB	BOTTOM			
Rickey Henderson, R (1.7) Rodney Myers, R (9.1) Trevor Hoffman, R (9.1)	K			1B	F9		L7	K		5	1	1	0	0	2	2	<p>Texas Rangers @ San Diego Padres Qualcomm Stadium, San Diego, CA</p> <p>Fri Jul 06 2001, 10:05 PM EDT Att: 24,549 - Cloudy - 77 F</p> <p>livebaseballscorecards.com</p> <p>AB 35 R 8 H 13 RBI 8 BB 2 SO 7 LOB 13</p> 			
Mark Kotsay, L (1.8)	G6-3			3B	1B		2B	1B		4	3	3	0	0	0	0				
Ryan Klesko, L (1.3)	G1-3			HR	1B		K			4	1	2	4	0	1	1				
Phil Nevin, R (1.5)		G6-3		HR	1B		BB	2B		4	2	3	3	0	0	0				
Mike Darr, L (1.9)		K		G3-1	1B		1B	BB		2	0	0	0	2	1	0				
Ben Davis, S (1.2)	G3			K			F7	G3		4	0	0	0	0	1	4				
Damian Jackson, R (1.4)				G4-6-3	K			L6		4	0	2	1	0	1	0				
D'Angelo Jimenez, S (1.6)				K			G1-3	F7		4	0	0	0	0	1	3				
Kevin Jarvis, L (1.1) Dave Mordant, L (6. PH) David Lee, R (7.1) Tony Gwynn, L (8. PH) Cesar Crespo, S (9.7)		G4-6-3			1B		G4-3			2	1	1	0	0	0	1				
Inning Stats	R: 0 E: 0 K: 1 S: 10	H: 0 LOB: 0 BB: 0 P: 14	R: 0 E: 0 K: 1 S: 8	H: 0 LOB: 0 BB: 0 P: 10	R: 0 E: 0 K: 1 S: 7	H: 1 LOB: 0 BB: 0 P: 8	R: 4 E: 0 K: 2 S: 19	H: 4 LOB: 0 BB: 0 P: 27	R: 2 E: 0 K: 0 S: 17	H: 3 LOB: 1 BB: 0 P: 21	R: 1 E: 0 K: 1 S: 11	H: 2 LOB: 2 BB: 1 P: 22	R: 1 E: 0 K: 1 S: 12	H: 2 LOB: 2 BB: 1 P: 21	R: 0 E: 0 K: 1 S: 7	H: 1 LOB: 1 BB: 0 P: 10		1B: 9 2B: 2 3B: 1 HR: 1	SF: 0 SAC: 0 DP: 1 HBP: 0	WP: 0 PB: 0 SB: 0 CS: 0
PITCHER	IP WLS BF H R ER SO BB IBB HBP BLK WP HR S P ERA WHIP	5.0 L 21 8 6 6 5 8 0 0 0 0 0 0 11 61 80 10.80 1.600	1.0 6 2 1 1 0 1 0 0 0 0 0 0 11 22 9.00 3.000	2.0 10 3 1 1 2 1 0 0 0 0 0 0 19 31 4.50 2.000																

Batter	1	2	3	4	5	6	7	8	9	AB	R	H	RBI	BB	SO	LOB	TOP								
Frank Catalanotto, L (1.7) Gabe Kapler, R (7. Ph) 59 Jeff Zimmerman, R (9.1)	0-3 K		3-1 1B			0-0 1B	0-0 1B		4-1 BB	3	0	2	0	0	1	0	<p>Texas Rangers @ San Diego Padres Qualcomm Stadium, San Diego, CA</p> <p>Sat Jul 07 2001, 10:05 PM EDT Att: 44,707 - Sunny - 78 F</p> <p>livebaseballscorecards.com</p> <p>AB 36 R 4 H 11 RBI 4 BB 2 SO 12 LOB 16</p> 								
Ricky Ledes, L (1.8) Alex Rodriguez, R (1.6) Rafael Palmeiro, L (1.3) Ivan Rodriguez, R (1.2) Ruben Sierra, S (1.9) Mike Lamb, L (1.5) Mike Venafro, L (8.1) Bo Porter, R (9.7)	0-1 G4-3		0-2 G4-3			1-1 FC4-6 HR	1-3 K		2-3 K	5	1	0	0	0	2	5									
10 Michael Young, R (1.4) Doug Davis, R (1.1) Andres Galarraga, R (7. Ph) Pat Mahomes, R (7.1) Scott Sheldon, R (8.5)	1-3 K			1-2 G6-3		0-2 F3	0-3 K		3-3 K	5	0	0	0	0	3	4									
		1-2 1B		1-3 K		1-0 HR		1-3 K		4	1	2	2	0	2	0									
		1-2 1B		0-2 1B		1-1 G4-3		0-2 G5-3		4	0	2	0	0	0	0									
		1-0 F9		2-2 1B			4-2 10 SH5-4 1B	0-0 1B		3	1	1	0	1	0	3									
	2-2 G6-4-3				0-2 P6		0-0 10 SH5-4 1B	0-0 1B		4	1	2	0	0	0	2									
			1-1 G6-3		2-3 K		1-2 10 SH5-4 1B	2-3 1B		0	0	0	0	0	0	0									
			0-3 K			1-1 SH5-4	1-2 2-3	1-2 F9		3	0	0	0	0	1	2									
					0-3 K		1-1 1B	2-3 1B		2	0	0	0	0	2	0									
Inning Stats	R: 0 E: 0 K: 2 S: 9	H: 0 LOB: 0 BB: 0 P: 10	R: 0 E: 0 K: 0 S: 13	H: 2 LOB: 1 BB: 0 P: 18	R: 0 E: 0 K: 1 S: 10	H: 1 LOB: 1 BB: 0 P: 14	R: 0 E: 0 K: 1 S: 12	H: 1 LOB: 1 BB: 0 P: 16	R: 0 E: 0 K: 2 S: 10	H: 0 LOB: 0 BB: 0 P: 12	R: 2 E: 0 K: 0 S: 10	H: 2 LOB: 0 BB: 0 P: 13	R: 2 E: 0 K: 2 S: 15	H: 3 LOB: 2 BB: 1 P: 22	R: 0 E: 0 K: 1 S: 13	H: 2 LOB: 2 BB: 1 P: 15	R: 0 E: 0 K: 3 S: 11	H: 0 LOB: 1 BB: 1 P: 21	1B: 9 2B: 1 3B: 0 HR: 1	SF: 0 SAC: 1 DP: 1 HBP: 0	WP: 0 PB: 0 SB: 1 CS: 0	PA: 39			
PITCHER	IP	WLS	BF	H	R	ER	SO	BB	IBB	HBP	BLK	WP	HR	S	P	ERA	WHIP								
Bobby Jones, R (1.1) Jose Nunez, L (7.1) Tom Davey, R (7.1) Rudy Seanez, R (9.1)	6.1	L	27	8	4	4	6	1	0	0	0	0	1	72	97	5.68	1.421								
	0.1		2	1	0	0	1	0	0	0	0	0	0	4	5	0.00	3.000								
	1.1		6	2	0	0	2	0	0	0	0	0	0	16	18	0.00	1.500								
	1.0		4	0	0	0	3	1	0	0	0	0	0	11	21	0.00	1.000								

Batter	1	2	3	4	5	6	7	8	9	AB	R	H	RBI	BB	SO	LOB	BOTTOM								
Rickey Henderson, R (1.7) Mark Kotsay, L (1.8) Ryan Klesko, L (1.3) Phil Nevin, R (1.5) Bubba Trammell, R (1.9) Ben Davis, S (1.2) Damian Jackson, R (1.4) D'Angelo Jimenez, S (1.6) Bobby Jones, R (1.1) Jose Nunez, L (7.1) Tom Davey, R (7.1) Wiki Gonzalez, R (8. Ph) Rudy Seanez, R (9.1)	2-0 G6-3	0-1 BB 1B		2-3 K		4-1 BB	0-1 BB	1-0 BB 1B		4	0	2	2	1	1	0	<p>Texas Rangers @ San Diego Padres Qualcomm Stadium, San Diego, CA</p> <p>Sat Jul 07 2001, 10:05 PM EDT Att: 44,707 - Sunny - 78 F</p> <p>livebaseballscorecards.com</p> <p>AB 36 R 3 H 9 RBI 3 BB 5 SO 11 LOB 24</p> 								
	0-1 E5 1B	4-2 BB BB		1-2 F8		0-1 F7	4-0 BB	1-2 BB		3	0	0	0	2	0	2									
	2-2 1B	4-1 BB		0-0 2B		1-3 K	0-0 G3-1			4	0	2	1	1	1	4									
	2-3 K	1-3 K		2-3 K		2-1 1B		2-3 K		5	0	1	0	0	4	6									
	2-2 G3	0-3 K		1-3 K		2-3 K		0-2 F8		5	0	0	0	0	3	6									
		0-0 FC6-4 1B	2-1 G4-3 1B		0-0 G5-3		0-2 F8		3-3 K	5	0	2	0	0	1	1									
		0-1 FC6-4 1B	0-2 G4-3		1-1 F3		2-3 K			4	1	0	0	0	1	3									
		4-2 1B BB	2-0 F8		1-2 SH1-4 2B		2-2 G3			3	1	1	0	1	0	1									
		0-0 BB 1B	3-1 F7		0-0 SH1-4		0-1 G6-3			2	1	1	0	0	0	1									
		1-2 BB 1B			2-3					0	0	0	0	0	0	0									
Inning Stats	R: 0 E: 1 K: 1 S: 14	H: 1 LOB: 2 BB: 0 P: 22	R: 3 E: 0 K: 2 S: 22	H: 3 LOB: 3 BB: 3 P: 35	R: 0 E: 0 K: 0 S: 8	H: 1 LOB: 1 BB: 0 P: 15	R: 0 E: 0 K: 2 S: 11	H: 1 LOB: 1 BB: 0 P: 16	R: 0 E: 0 K: 1 S: 6	H: 0 LOB: 0 BB: 0 P: 8	R: 0 E: 0 K: 1 S: 11	H: 1 LOB: 2 BB: 1 P: 17	R: 0 E: 0 K: 2 S: 13	H: 1 LOB: 1 BB: 0 P: 19	R: 0 E: 0 K: 0 S: 7	H: 1 LOB: 2 BB: 1 P: 14	R: 0 E: 0 K: 2 S: 9	H: 0 LOB: 0 BB: 0 P: 17	1B: 7 2B: 2 3B: 0 HR: 0	SF: 0 SAC: 1 DP: 0 HBP: 0	WP: 0 PB: 0 SB: 1 CS: 0	PA: 42			
PITCHER	IP	WLS	BF	H	R	ER	SO	BB	IBB	HBP	BLK	WP	HR	S	P	ERA	WHIP								
Doug Davis, L (1.1) Pat Mahomes, R (7.1) Mike Venafro, L (8.1) 59 Jeff Zimmerman, R (9.1)	6.0	W	30	7	3	3	7	4	0	0	0	0	0	72	113	4.50	1.833								
	1.0	H	4	1	0	0	2	0	0	0	0	0	0	13	19	0.00	1.000								
	1.0	H	5	1	0	0	0	1	0	0	0	0	0	7	14	0.00	2.000								
	1.0	S	3	0	0	0	2	0	0	0	0	0	0	9	17	0.00	0.000								

Batter	1	2	3	4	5	6	7	8	9	AB	R	H	RBI	BB	SO	LOB	TOP					
Frank Catalanotto, L (1,7) OBP: 0.364, SLG: 0.478			K2-3		K		F5			4	0	0	0	0	3	2						
Ricky Ledes, L (1,9) OBP: 0.283, SLG: 0.271		2B	K			P6		K		4	0	1	0	0	2	0						
Alex Rodriguez, R (1,6) OBP: 0.397, SLG: 0.596	F8			L5		G1-3		K		4	0	0	0	0	1	1						
Rafael Palmeiro, L (1,3) OBP: 0.378, SLG: 0.567		FC6-4 BB			1B	G4-3		F8		3	0	1	0	1	0	0						
Ivan Rodriguez, R (1,2) OBP: 0.336, SLG: 0.544	FC6-4			L7			2B		FC3-6 HBP	3	1	1	0	0	0	3						
Mike Lamb, L (1,5) OBP: 0.347, SLG: 0.435		P6		F7			1B 10 1B		FC3-6	4	1	1	1	0	0	2						
Gabe Kapler, R (1,8) OBP: 0.338, SLG: 0.435		K			SH1-4 1B		G5-3 10 1B			4	0	2	0	0	2	1						
10 Michael Young, R (1,4) OBP: 0.263, SLG: 0.312		K			F8		G5-3		F9	4	0	1	1	0	1	2						
Darren Oliver, R (1,1) OBP: 0.333, SLG: 0.500				L3			G5-3			1	0	0	0	0	0	0						
Aaron Myette, R (5,1) OBP: 0.315, SLG: 0.408					SH1-4		G5-3			0	0	0	0	0	0	0						
Juan Moreno, L (7,1) OBP: 0.315, SLG: 0.408							G5-3			1	0	0	0	0	0	2						
Mark Petkovsek, R (8,1) OBP: 0.315, SLG: 0.408							G5-3			0	0	0	0	0	0	0						
Inning Stats	R: 0 E: 0 K: 1 S: 8	H: 1 LOB: 2 BB: 1 P: 16	R: 0 E: 0 K: 2 S: 10	H: 0 LOB: 0 BB: 0 P: 13	R: 0 E: 0 K: 2 S: 8	H: 0 LOB: 0 BB: 0 P: 11	R: 0 E: 0 K: 0 S: 11	H: 1 LOB: 1 BB: 0 P: 13	R: 0 E: 0 K: 1 S: 12	H: 1 LOB: 1 BB: 0 P: 15	R: 0 E: 0 K: 0 S: 6	H: 0 LOB: 0 BB: 0 P: 10	R: 2 E: 0 K: 0 S: 13	H: 4 LOB: 1 BB: 0 P: 21	R: 0 E: 0 K: 2 S: 10	H: 0 LOB: 1 BB: 0 P: 15	R: 0 E: 0 K: 1 S: 9	H: 0 LOB: 1 BB: 0 P: 17	1B: 4 2B: 3 3B: 0 HR: 0	SF: 0 SAC: 1 DP: 1 HBP: 1	WP: 0 PB: 0 SB: 0 CS: 0	PA: 35
PITCHER	IP WLS BF H R ER SO BB IBB HBP BLK WP HR S P ERA WHIP																					
Woody Williams, R (1,1) ERA: 5.04	6.0 W 25 6 2 2 6 1 0 0 0 0 0 0 62 91 3.00 1.167																					
David Lee, R (7,1) ERA: 2.81	2.0 H 6 1 0 0 2 0 0 0 0 0 0 0 16 23 0.00 0.500																					
Rodney Myers, R (9,1) ERA: 4.97	1.0 4 0 0 0 1 0 0 0 1 0 0 0 9 17 0.00 0.000																					

Texas Rangers @ San Diego Padres
Qualcomm Stadium, San Diego, CA
Sun Jul 08 2001, 5:00 PM EDT
Att: 26,866 - Sunny - 81 F

AB 32
R 2
H 7
RBI 2
BB 1
SO 9
LOB 13



Batter	1	2	3	4	5	6	7	8	9	AB	R	H	RBI	BB	SO	LOB	BOTTOM			
Rickey Henderson, R (1,7) OBP: 0.361, SLG: 0.345			G4-3		G4-3	K				3	0	1	0	2	1	1				
Mark Kotsay, L (1,8) OBP: 0.372, SLG: 0.431			F8		HR		HR	G4-6-3		5	2	2	1	0	1	4				
Ryan Klesko, L (1,3) OBP: 0.406, SLG: 0.556	G5-4-3		G3-6-3		K		F9	2B		4	1	0	0	1	1	4				
Phil Nevin, R (1,5) OBP: 0.400, SLG: 0.596		K		HR		HR				3	3	2	4	2	1	0				
Wiki Gonzalez, R (1,2) OBP: 0.325, SLG: 0.569		G3		K		BB		F9		5	1	2	3	0	1	3				
Damian Jackson, R (1,4) OBP: 0.345, SLG: 0.383		BB		HR		BB		F7		2	1	1	2	2	0	0				
Alex Arias, R (1,6) OBP: 0.317, SLG: 0.360		BB		F8		P3		K		4	0	1	0	0	1	2				
Cesar Crespo, S (1,9) OBP: 0.340, SLG: 0.282				G6-3		G4-3		BB	1B	3	1	1	0	1	0	0				
Woody Williams, R (1,1) ERA: 6.2		K				G4-3		G4-6-3	BB	3	1	1	0	0	2	3				
David Lee, R (7,1) ERA: 5.0										0	0	0	0	0	0	0				
Tony Gwynn, L (8, PH) OBP: 0.393, SLG: 0.453										1	0	1	0	0	0	0				
Mike Darr, L (8, PR) OBP: 0.391, SLG: 0.339										0	1	0	0	0	0	0				
Inning Stats	R: 0 E: 0 K: 1 S: 7	H: 1 LOB: 0 BB: 0 P: 10	R: 0 E: 0 K: 2 S: 13	H: 1 LOB: 3 BB: 2 P: 25	R: 0 E: 0 K: 0 S: 4	H: 0 LOB: 0 BB: 1 P: 9	R: 2 E: 0 K: 1 S: 11	H: 1 LOB: 0 BB: 1 P: 20	R: 3 E: 0 K: 1 S: 20	H: 4 LOB: 2 BB: 1 P: 35	R: 0 E: 0 K: 2 S: 9	H: 0 LOB: 0 BB: 0 P: 15	R: 3 E: 0 K: 1 S: 15	H: 2 LOB: 0 BB: 1 P: 26	R: 3 E: 0 K: 0 S: 16	H: 3 LOB: 2 BB: 2 P: 28	1B: 6 2B: 3 3B: 0 HR: 3	SF: 0 SAC: 0 DP: 3 HBP: 0	WP: 0 PB: 0 SB: 0 CS: 0	PA: 41
PITCHER	IP WLS BF H R ER SO BB IBB HBP BLK WP HR S P ERA WHIP																			
Darren Oliver, L (1,1) ERA: 6.2	4.2 L 24 7 5 5 5 5 0 0 0 0 0 0 10 18 0.00 0.000																			
Aaron Myette, R (5,1) ERA: 5.0	1.1 4 0 0 0 2 0 0 0 0 0 0 0 10 18 0.00 0.000																			
Juan Moreno, L (7,1) ERA: 2.79	1.0 6 2 3 3 1 0 1 0 0 0 0 1 15 26 27.00 2.000																			
Mark Petkovsek, R (8,1) ERA: 6.56	1.0 7 3 3 3 0 2 0 0 0 0 0 0 16 28 27.00 5.000																			

Texas Rangers @ San Diego Padres
Qualcomm Stadium, San Diego, CA
Sun Jul 08 2001, 5:00 PM EDT
Att: 26,866 - Sunny - 81 F


AB 33
R 11
H 12
RBI 10
BB 8
SO 8
LOB 17



Batter	1	2	3	4	5	6	7	8	9	AB	R	H	RBI	BB	SO	LOB	TOP				
Damian Jackson, R OBP: 0.342, SLG: 0.383 (1, 4)	F9		F9	1B 2B		G6-3		G5-3		5	1	1	1	0	0	1					
Mark Kotsay, L OBP: 0.376, SLG: 0.442 (1, 8)	1B		2B	1B		K			F8	5	2	3	2	0	1	0					
Ryan Klesko, L OBP: 0.406, SLG: 0.557 (1, 3)	P6		2B	1B		G3-1			G4-3	5	0	2	2	0	0	1					
Phil Nevin, R OBP: 0.397, SLG: 0.588 (1, 5)	L6		G3	1B			F8		F8	4	0	0	0	1	0	2					
Mike Darr, L OBP: 0.393, SLG: 0.342 (1, 9)					P6					4	0	2	0	0	0	2					
Bubba Trammell, R OBP: 0.329, SLG: 0.462 (1, 7)	L5			2B						4	1	2	0	0	0	1					
Ben Davis, S OBP: 0.392, SLG: 0.411 (1, 2)				1B						3	1	1	0	1	1	3	AB				
Tom Davey, R (7, 1)	G5-4-3			2B						0	0	0	0	0	0	0	R				
Trevor Hoffman, R (9, 1)	1-2			2B						0	0	0	0	0	0	0	H				
D'Angelo Jimenez, S OBP: 0.365, SLG: 0.489 (1, 6)			G1-3	2B						4	1	2	2	0	0	0	RBI				
Bobby Jones, R OBP: 0.162, SLG: 0.194 (1, 1)				2B						3	1	1	0	0	2	3	BB				
David Lee, R (6, 1)										0	0	0	0	0	0	0	SO				
Wiki Gonzalez, R OBP: 0.321, SLG: 0.562 (7, 2)				3B						1	0	0	0	0	0	0	LOB				
Inning Stats	R: 0 E: 0 K: 0 S: 12	H: 1 LOB: 1 BB: 0 P: 14	R: 0 E: 0 K: 0 S: 4	H: 1 LOB: 0 BB: 0 P: 6	R: 2 E: 0 K: 0 S: 13	H: 3 LOB: 1 BB: 0 P: 16	R: 5 E: 0 K: 1 S: 22	H: 6 LOB: 2 BB: 1 P: 34	R: 0 E: 0 K: 1 S: 8	H: 0 LOB: 0 BB: 0 P: 13	R: 0 E: 0 K: 1 S: 14	H: 2 LOB: 2 BB: 0 P: 23	R: 0 E: 0 K: 0 S: 5	H: 0 LOB: 0 BB: 0 P: 9	R: 0 E: 0 K: 0 S: 3	H: 0 LOB: 0 BB: 0 P: 5	1B: 8 2B: 5 3B: 1 HR: 0	SF: 0 SAC: 0 DP: 1 HBP: 0	WP: 1 PB: 0 SB: 1 CS: 1	PA: 40	
PITCHER	IP	WLS	BF	H	R	ER	SO	BB	IBB	HBP	BLK	WP	HR	S	P	ERA	WHIP				
Shane Reynolds, R ERA: 5.0 (1, 1)	4.1	L	26	12	7	7	1	2	0	0	0	0	0	58	84	14.54	3.231				
Dave Milicki, R ERA: 7.39 (5, 1)	1.2		4	0	0	0	2	0	0	0	0	0	0	12	18	0.00	0.000				
Ron Villone, L ERA: 5.81 (7, 1)	3.0		11	2	0	0	1	0	0	0	0	1	0	22	37	0.00	0.667				

San Diego Padres @ Houston Astros
Enron Field, Houston, TX
Thu Jul 12 2001, 8:05 PM EDT
Att: 31,597 - Dome - 72 F


AB	38
R	7
H	14
RBI	7
BB	2
SO	4
LOB	13



Batter	1	2	3	4	5	6	7	8	9	AB	R	H	RBI	BB	SO	LOB	BOTTOM				
Craig Biggio, R OBP: 0.391, SLG: 0.491 (1, 4)	G1-3		F8		F7					4	0	2	0	0	0	1					
Julio Lugo, R OBP: 0.335, SLG: 0.433 (1, 6)	K		F8							4	1	1	0	0	2	2					
5 Jeff Bagwell, R OBP: 0.383, SLG: 0.535 (1, 3)	HR		K							4	1	2	2	0	1	2					
17 Lance Berkman, S OBP: 0.463, SLG: 0.710 (1, 7)	K			G5-3	SF8					2	0	0	1	1	1	0					
Moises Alou, R OBP: 0.404, SLG: 0.615 (1, 9)		G5-3		G5-3	P3					4	0	1	0	0	0	1					
Richard Hidalgo, R OBP: 0.346, SLG: 0.471 (1, 8)		F8		G5-3						4	0	1	0	0	1	2					
Vinny Castilla, R OBP: 0.298, SLG: 0.439 (1, 5)		K		G5-3						4	0	0	0	0	1	3	AB				
Tony Eusebio, R OBP: 0.337, SLG: 0.500 (1, 2)				G5-3						4	1	1	1	0	1	3	R				
Shane Reynolds, R OBP: 0.063, SLG: 0.156 (1, 1)				HR						1	0	0	0	0	1	0	H				
Dave Milicki, R OBP: 0.250, SLG: 0.250 (5, 1)				K						1	1	1	0	0	0	0	RBI				
Orlando Merced, S OBP: 0.351, SLG: 0.560 (6, PH)										1	0	0	0	0	1	1	BB				
Ron Villone, L (7, 1)										0	0	0	0	0	0	0	SO				
Danyle Ward, L OBP: 0.312, SLG: 0.471 (9, PH)					5 2B					1	0	0	0	0	1	0	LOB				
Inning Stats	R: 1 E: 0 K: 2 S: 15	H: 1 LOB: 0 BB: 0 P: 24	R: 0 E: 0 K: 1 S: 10	H: 0 LOB: 0 BB: 0 P: 13	R: 1 E: 0 K: 2 S: 11	H: 2 LOB: 1 BB: 0 P: 15	R: 0 E: 0 K: 0 S: 17	H: 1 LOB: 2 BB: 1 P: 26	R: 2 E: 0 K: 0 S: 12	H: 3 LOB: 1 BB: 0 P: 19	R: 0 E: 0 K: 1 S: 9	H: 1 LOB: 0 BB: 0 P: 12	R: 0 E: 0 K: 1 S: 7	H: 0 LOB: 0 BB: 0 P: 10	R: 0 E: 0 K: 2 S: 8	H: 0 LOB: 0 BB: 0 P: 12	1B: 4 2B: 3 3B: 0 HR: 2	SF: 1 SAC: 0 DP: 1 HBP: 0	WP: 0 PB: 0 SB: 0 CS: 0	PA: 36	
PITCHER	IP	WLS	BF	H	R	ER	SO	BB	IBB	HBP	BLK	WP	HR	S	P	ERA	WHIP				
Bobby Jones, R ERA: 4.15 (1, 1)	5.0	W	23	7	4	4	5	1	0	0	0	0	0	65	97	7.20	1.600				
David Lee, R ERA: 2.7 (6, 1)	1.1	H	6	2	0	0	2	0	0	0	0	0	0	15	22	0.00	1.500				
Tom Davey, R ERA: 3.57 (7, 1)	1.2	H	4	0	0	0	1	0	0	0	0	0	0	9	12	0.00	0.000				
Trevor Hoffman, R ERA: 4.18 (9, 1)	1.0	S	3	0	0	0	2	0	0	0	0	0	0	8	12	0.00	0.000				

San Diego Padres @ Houston Astros
Enron Field, Houston, TX
Thu Jul 12 2001, 8:05 PM EDT
Att: 31,597 - Dome - 72 F

AB	34
R	4
H	9
RBI	4
BB	1
SO	10
LOB	15



Batter	1	2	3	4	5	6	7	8	9	AB	R	H	RBI	BB	SO	LOB	TOP					
Damian Jackson, R OBP: 0.338, SLG: 0.388 (1, 4)										4	2	1	4	1	2	1						
Mark Kotsay, L OBP: 0.375, SLG: 0.450 (1, 8)										5	1	2	2	0	2	1						
Ryan Klesko, L OBP: 0.408, SLG: 0.557 (1, 3)										5	0	1	0	0	1	1						
Phil Nevin, R OBP: 0.394, SLG: 0.599 (1, 5)										5	1	1	1	0	1	2						
Mike Darr, L OBP: 0.385, SLG: 0.332 (1, 9)										4	0	0	0	0	1	0						
Bubba Trammell, R OBP: 0.330, SLG: 0.458 (1, 7)										3	1	1	0	1	1	0						
Emil Brown, R OBP: 0.298, SLG: 0.323 (9, 7)										0	0	0	0	0	0	0						
Ben Davis, S OBP: 0.390, SLG: 0.406 (1, 2)										3	1	0	0	1	1	1						
D'Angelo Jimenez, S OBP: 0.350, SLG: 0.453 (1, 6)										4	1	1	1	0	1	0						
Kevin Jarvis, L OBP: 0.390, SLG: 0.444 (6, 1)										1	1	0	0	0	2	1	0					
Rudy Seanez, R OBP: 0.350, SLG: 0.576 (6, PH)										0	0	0	0	0	0	0	0					
Tom Davey, R OBP: 0.376 (8, 1)										1	0	0	0	0	0	1	0					
Trevor Hoffman, R OBP: 0.376 (9, 1)										0	0	0	0	0	0	0	0					
Inning Stats	R: 0 E: 0 K: 0 S: 6	H: 1 LOB: 1 BB: 0 P: 7	R: 0 E: 0 K: 0 S: 6	H: 0 LOB: 0 BB: 0 P: 9	R: 0 E: 0 K: 3 S: 14	H: 0 LOB: 1 BB: 1 P: 21	R: 1 E: 0 K: 0 S: 10	H: 1 LOB: 1 BB: 1 P: 20	R: 2 E: 0 K: 2 S: 12	H: 1 LOB: 0 BB: 1 P: 20	R: 5 E: 0 K: 0 S: 19	H: 3 LOB: 0 BB: 2 P: 35	R: 0 E: 0 K: 1 S: 7	H: 0 LOB: 0 BB: 0 P: 12	R: 0 E: 1 K: 2 S: 11	H: 0 LOB: 1 BB: 0 P: 14	R: 0 E: 0 K: 3 S: 14	H: 1 LOB: 1 BB: 0 P: 18	1B: 4 2B: 0 3B: 0 HR: 3	SF: 0 SAC: 0 DP: 0 HBP: 0	WP: 0 PB: 0 SB: 0 CS: 0	PA: 40
PITCHER	IP WLS BF H R ER SO BB IBB HBP BLK WP HR S P ERA WHIP																					
Wade Miller, R ERA: 4.18 (1, 1)	6.0 L 29 6 8 8 5 5 0 0 0 0 0 3 67 112 12.00 1.833																					
Nelson Cruz, R ERA: 3.95 (7, 1)	1.0 3 0 0 0 1 0 0 0 0 0 0 0 7 12 0.00 0.000																					
Octavio Dotel, R ERA: 3.12 (8, 1)	2.0 8 1 0 0 5 0 0 0 0 0 0 0 25 32 0.00 0.500																					

San Diego Padres @ Houston Astros
Enron Field, Houston, TX
Sat Jul 14 2001, 8:05 PM EDT
Att: 41,042 - Dome - 72 F

AB 35
R 8
H 7
RBI 8
BB 5
SO 11
LOB 7



Batter	1	2	3	4	5	6	7	8	9	AB	R	H	RBI	BB	SO	LOB	BOTTOM					
Craig Biggio, R OBP: 0.389, SLG: 0.491 (1, 4)										5	2	1	1	0	1	3						
Julio Lugo, R OBP: 0.337, SLG: 0.439 (1, 6)										5	0	3	2	0	0	1						
5 Jeff Bagwell, R OBP: 0.382, SLG: 0.547 (1, 3)										5	0	0	0	0	0	4						
17 Lance Berkman, S OBP: 0.457, SLG: 0.706 (1, 7)										5	1	1	2	0	1	0						
Moises Alou, R OBP: 0.406, SLG: 0.609 (1, 9)										2	0	1	0	2	0	0						
Richard Hidalgo, R OBP: 0.356, SLG: 0.472 (1, 8)										2	1	1	0	2	1	1						
Vinny Castilla, R OBP: 0.303, SLG: 0.462 (1, 5)										3	1	0	0	1	1	5						
Octavio Dotel, R OBP: 0.111, SLG: 0.111 (8, 1)										0	0	0	0	0	0	0						
Brad Ausmus, R OBP: 0.263, SLG: 0.288 (6, PH)										2	0	0	0	0	1	2						
Orlando Merced, S OBP: 0.356, SLG: 0.558 (7, 1)										1	0	0	0	0	1	2						
Nelson Cruz, R OBP: 0.250, SLG: 0.250 (7, 1)										0	0	0	0	0	0	0						
Jose Vizcaino, S OBP: 0.321, SLG: 0.310 (8, 5)										1	0	0	0	0	0	0						
Wade Miller, R OBP: 0.243, SLG: 0.257 (1, 1)										2	1	2	0	0	0	0						
Tony Eusebio, R OBP: 0.340, SLG: 0.495 (6, PH)										1	0	0	0	1	0	0						
Inning Stats	R: 0 E: 0 K: 0 S: 7	H: 0 LOB: 0 BB: 0 P: 15	R: 0 E: 0 K: 2 S: 10	H: 1 LOB: 2 BB: 1 P: 18	R: 3 E: 0 K: 0 S: 17	H: 5 LOB: 2 BB: 1 P: 29	R: 0 E: 0 K: 0 S: 6	H: 1 LOB: 1 BB: 0 P: 8	R: 0 E: 0 K: 1 S: 5	H: 0 LOB: 0 BB: 0 P: 10	R: 3 E: 0 K: 1 S: 18	H: 1 LOB: 1 BB: 3 P: 33	R: 0 E: 0 K: 1 S: 9	H: 0 LOB: 1 BB: 1 P: 15	R: 0 E: 0 K: 1 S: 12	H: 0 LOB: 0 BB: 0 P: 17	R: 0 E: 0 K: 1 S: 7	H: 1 LOB: 0 BB: 0 P: 9	1B: 7 2B: 1 3B: 0 HR: 1	SF: 0 SAC: 0 DP: 2 HBP: 0	WP: 0 PB: 0 SB: 1 CS: 0	PA: 40
PITCHER	IP WLS BF H R ER SO BB IBB HBP BLK WP HR S P ERA WHIP																					
Kevin Jarvis, R ERA: 5.16 (1, 1)	5.0 W 25 7 5 5 2 4 0 0 0 0 0 0 11 18 9.00 2.200																					
David Lee, S ERA: 2.99 (6, 1)	1.0 5 1 1 1 1 1 0 0 0 0 0 0 11 18 9.00 2.000																					
Rudy Seanez, R ERA: 2.7 (7, 1)	1.0 H 4 0 0 0 1 1 0 0 0 0 0 0 9 15 0.00 1.000																					
Tom Davey, R ERA: 3.47 (8, 1)	1.0 H 3 0 0 0 1 0 0 0 0 0 0 0 12 17 0.00 0.000																					
Trevor Hoffman, R ERA: 4.05 (9, 1)	1.0 S 3 1 0 0 1 0 0 0 0 0 0 0 7 9 0.00 1.000																					

San Diego Padres @ Houston Astros
Enron Field, Houston, TX
Sat Jul 14 2001, 8:05 PM EDT
Att: 41,042 - Dome - 72 F

AB 34
R 6
H 9
RBI 5
BB 6
SO 6
LOB 18



Batter	1	2	3	4	5	6	7	8	9	AB R H RBI BB SO LOB	TOP									
Damian Jackson, R (1, 4) OBP: 0.339, SLG: 0.390	1-1 G1 HBP		3-3 K			3-1 F7	0-0 2B		0-0 F3	4 0 1 2 0 1 2	San Diego Padres @ Anaheim Angels Edison International Field, Anaheim, CA Sun Jul 15 2001, 8:05 PM EDT Att: 31,536 - Sunny - 70 F									
Mark Kotsay, L (1, 8) OBP: 0.372, SLG: 0.449	1-3 K		2-2 2B			1-0 F7	0-1 FC4-2-5-1-6-3		2-1 F7	5 0 1 0 0 1 4										
Ryan Klesko, L (1, 3) OBP: 0.407, SLG: 0.552	2-1 G1		1-0 G3-1			2-1 G4-3	3-H FC4-6		4-1 BB	3 0 0 0 1 0 2										
Phil Nevin, R (1, 5) OBP: 0.392, SLG: 0.604		0-1 F3		1-3 K			HR		FC4-6	4 1 1 1 0 1 2										
Tony Gwynn, L (1, 10) OBP: 0.400, SLG: 0.446 Rickey Henderson, R (7, PR) OBP: 0.353, SLG: 0.339		1-3 K		0-1 G3-1		4-1 1B SF7	BB		1-2 G1-3	2 0 0 0 1 1 0 1 1 0 0 0 0 0										
Bubba Trammell, R (1, 7) OBP: 0.332, SLG: 0.459		0-2 BB 1B		0-3 K		0-0 1B	BB		1-1 F7	4 1 2 0 0 1 0										
Ben Davis, S (1, 2) OBP: 0.389, SLG: 0.403		4-1 BB 1B			0-0 G1-3	1-0 SF7	BB		2-1 G3	2 0 0 1 1 0 0										
Mike Darr, L (1, 9) OBP: 0.387, SLG: 0.332		0-3 K			1-0 G3	3-H 2-2 1B 2B 1B	BB		4-1 BB	3 1 1 0 1 1 2										
D'Angelo Jimenez, S (1, 6) OBP: 0.359, SLG: 0.456					3-2 G4-3	1-1 2B 1B	BB		3-3 K	4 1 2 1 0 1 1										
Inning Stats	R: 0 E: 0 K: 1 S: 6	H: 0 LOB: 0 BB: 0 P: 10	R: 0 E: 0 K: 2 S: 12	H: 1 LOB: 2 BB: 1 P: 17	R: 0 E: 0 K: 1 S: 8	H: 2 LOB: 1 BB: 0 P: 14	R: 0 E: 0 K: 2 S: 8	H: 0 LOB: 0 BB: 0 P: 9	R: 0 E: 0 K: 0 S: 5	H: 0 LOB: 0 BB: 0 P: 9		R: 5 E: 0 K: 0 S: 16	H: 5 LOB: 2 BB: 2 P: 30	R: 0 E: 0 K: 0 S: 7	H: 0 LOB: 0 BB: 0 P: 11	R: 0 E: 1 K: 1 S: 8	H: 0 LOB: 1 BB: 1 P: 17	1B: 5 2B: 3 3B: 0 HR: 1	SF: 1 SAC: 0 DP: 1 HBP: 1	WP: 0 PB: 0 SB: 0 CS: 1
PITCHER	IP WLS BF H R ER SO BB IBB HBP BLK WP HR S P ERA WHIP											IP WLS BF H R ER SO BB IBB HBP BLK WP HR S P ERA WHIP								
Ramon Ortiz, R (1, 1) ERA: 4.3	6.1 L 28 8 5 5 6 2 0 0 0 0 0 1 56 91 7.11 1.579																			
Mike Holtz, L (7, 1) ERA: 4.5	0.1 2 0 0 0 0 1 0 0 0 0 0 0 3 7 0.00 3.000																			
Ben Weber, R (7, 1) ERA: 3.05	1.1 4 0 0 0 0 0 0 0 0 0 0 0 8 13 0.00 0.000																			
62 Scot Shields, R (9, 1) ERA:	1.0 4 0 0 0 0 1 1 0 0 0 0 0 0 8 17 0.00 1.000																			

Batter	1	2	3	4	5	6	7	8	9	AB R H RBI BB SO LOB	BOTTOM							
David Eckstein, R (1, 6) OBP: 0.344, SLG: 0.340	2-1 G5-3		1-0 G4-3			2-1 G5-3		1-1 1B		4 0 1 0 0 0 0	San Diego Padres @ Anaheim Angels Edison International Field, Anaheim, CA Sun Jul 15 2001, 8:05 PM EDT Att: 31,536 - Sunny - 70 F							
Adam Kennedy, L (1, 4) OBP: 0.352, SLG: 0.412	2-1 F9-3 HBP			0-1 G3		0-1 1B		1-2 L3		3 1 1 0 0 0 1								
Darin Erstad, L (1, 8) OBP: 0.350, SLG: 0.396	2-2 F9-3			0-1 S 1B		1-0 1B			3-2 G1-3	4 0 2 1 0 0 1								
Troy Glaus, R (1, 5) OBP: 0.354, SLG: 0.505		2-3 K		2-3 K		2-3 K			1-1 1B	4 0 1 0 0 3 2								
16 Garret Anderson, L (1, 7) OBP: 0.303, SLG: 0.448		3-1 L9		1-1 G6-3					2-1 F7	4 0 1 0 0 0 2								
Scott Spiezio, S (1, 3) OBP: 0.311, SLG: 0.412		0-0 1B			2-0 P6		0-0 F8		0-3 K	4 0 1 0 0 1 2								
Shawn Wooten, R (1, 10) OBP: 0.342, SLG: 0.518		1-1 F7			0-0 F7		2-1 G6-4-3			3 0 0 0 0 0 2								
Bengie Molina, R (1, 2) OBP: 0.317, SLG: 0.298			0-1 G4-1		0-2 F8			0-1 G1-3		3 0 0 0 0 0 0								
Orlando Palmeiro, L (1, 9) OBP: 0.336, SLG: 0.373			1-2 F5			0-1 G5-3		0-1 F7		3 0 0 0 0 0 0								
Inning Stats	R: 0 E: 0 K: 0 S: 6	H: 0 LOB: 0 BB: 0 P: 12	R: 0 E: 0 K: 1 S: 8	H: 1 LOB: 1 BB: 0 P: 14	R: 0 E: 0 K: 1 S: 9	H: 1 LOB: 1 BB: 0 P: 12	R: 0 E: 0 K: 1 S: 5	H: 2 LOB: 1 BB: 0 P: 15	R: 0 E: 0 K: 0 S: 5	H: 1 LOB: 0 BB: 0 P: 8		R: 0 E: 0 K: 0 S: 9	H: 1 LOB: 1 BB: 0 P: 11	R: 0 E: 0 K: 1 S: 10	H: 1 LOB: 1 BB: 0 P: 16	1B: 6 2B: 1 3B: 1 HR: 0	SF: 0 SAC: 0 DP: 2 HBP: 1	WP: 0 PB: 0 SB: 1 CS: 0
PITCHER	IP WLS BF H R ER SO BB IBB HBP BLK WP HR S P ERA WHIP											IP WLS BF H R ER SO BB IBB HBP BLK WP HR S P ERA WHIP						
Brian Lawrence, R (1, 1) ERA: 3.57	9.0 W 33 7 1 1 4 0 0 0 0 0 0 0 68 103 1.00 0.778																	

Batter	1	2	3	4	5	6	7	8	9	AB	R	H	RBI	BB	SO	LOB	TOP			
David Dellucci, L (1, 9) OBP: 0.344, SLG: 0.500	2-1 G3		3-2 BB WP 2B		1-1 F8			2-2 G4-3		4	1	1	0	0	0	0				
Jay Bell, R (1, 4) OBP: 0.363, SLG: 0.440	2-2 P4		4-2 WP BB BB		1-1 G6-3			0-3 K		3	0	0	0	1	1	0				
Luis Gonzalez, L (1, 7) OBP: 0.440, SLG: 0.732	2-0 F8		0-0 L9		1-0 F8			2-2 HR		4	1	1	1	0	0	2				
Mark Grace, L (1, 3) OBP: 0.416, SLG: 0.527		3-2 HR	4-2 WP BB		2-0 F7			0-0 G6-3		3	1	1	1	1	0	0				
Matt Williams, R (1, 5) OBP: 0.313, SLG: 0.440		0-3 K	1-0 G6-3		1-0 F8			1-0 1B		4	0	1	0	0	1	2				
Steve Finley, L (1, 8) OBP: 0.305, SLG: 0.348		1-0 P6		1-1 S 1B		2-3 K		1-0 F9		4	0	1	0	0	1	1				
Damian Miller, R (1, 2) OBP: 0.317, SLG: 0.379		1-1 1B	1-2 P4		1-3 K			0-2 F9		4	0	1	0	0	1	2				
Tony Womack, L (1, 6) OBP: 0.277, SLG: 0.309		1-2 G4-3	2-3 K		2-1 G4-6-3 1B			2-1 G4-3		4	0	1	0	0	1	3				
Curt Schilling, R (1, 1) OBP: 0.125, SLG: 0.146			0-3 K		0-2 G4-6-3					0	0	0	0	0	0	0				
Brian Anderson, R (3, PH) OBP: 0.050, SLG: 0.050										1	0	0	0	0	1	0				
Randy Johnson, R (3, 1) OBP: 0.140, SLG: 0.098										2	0	0	0	0	1	2				
Inning Stats	R: 0 E: 0 K: 0 S: 6	H: 0 LOB: 0 BB: 0 P: 12	R: 1 E: 0 K: 1 S: 12	H: 2 LOB: 1 BB: 0 P: 18	R: 1 E: 0 K: 1 S: 18	H: 1 LOB: 2 BB: 2 P: 30	R: 0 E: 0 K: 2 S: 13	H: 1 LOB: 1 BB: 0 P: 17	R: 0 E: 0 K: 0 S: 5	H: 0 LOB: 0 BB: 0 P: 8	R: 0 E: 0 K: 1 S: 8	H: 1 LOB: 0 BB: 0 P: 11	R: 1 E: 0 K: 1 S: 11	H: 1 LOB: 1 BB: 0 P: 15	R: 0 E: 0 K: 0 S: 8	H: 1 LOB: 1 BB: 0 P: 12	1B: 4 2B: 1 3B: 0 HR: 2	SF: 0 SAC: 0 DP: 1 HBP: 0	WP: 1 PB: 0 SB: 1 CS: 0	PA: 35
PITCHER	IP	WLS	BF	H	R	ER	SO	BB	IBB	HBP	BLK	WP	HR	S	P	ERA	WHIP			
Woody Williams, R (1, 1) ERA: 5.24	6.0	L	24	4	2	2	5	2	0	0	0	1	1	59	95	3.00	1.000			
Rodney Myers, R (7, 1) ERA: 5.09	3.0		11	3	1	1	2	0	0	0	0	0	1	27	38	3.00	1.000			

Arizona Diamondbacks @ San Diego Padres
Qualcomm Stadium, San Diego, CA
Wed Jul 18 2001, Postponed
Att: 22,184 - Sunny - 75 F

livebaseballscores.com

AB 33
R 3
H 7
RBI 2
BB 2
SO 7
LOB 12



Batter	1	2	3	4	5	6	7	8	9	AB	R	H	RBI	BB	SO	LOB	BOTTOM			
Damian Jackson, R (1, 4) OBP: 0.333, SLG: 0.378	3-3 K			1-3 K		3-3 K			1-3 K	4	0	0	0	0	4	1				
Mark Kotsay, L (1, 8) OBP: 0.372, SLG: 0.445	0-0 G6-3			3-3 K			1-3 K		3-3 K	3	0	0	0	0	2	0				
Ben Davis, S (9, PH) OBP: 0.384, SLG: 0.398										1	0	0	0	0	1	0				
Ryan Klesko, L (1, 3) OBP: 0.406, SLG: 0.550	1-0 G3-1			2-3 K			2-3 K			1	0	0	0	0	0	0				
Alex Arias, R (3, 3) OBP: 0.313, SLG: 0.344										2	0	0	0	0	2	0				
Phil Nevin, R (1, 5) OBP: 0.395, SLG: 0.596		2-2 G5-3		3-2 G3-1		2-3 K2-3				3	0	0	0	0	1	0				
Tony Gwynn, L (1, 9) OBP: 0.393, SLG: 0.439		3-2 F8		1-3 K			2-3 K			1	0	0	0	0	0	0				
Emil Brown, R (3, 9) OBP: 0.293, SLG: 0.315								2-3 K		2	0	0	0	0	2	0				
Mike Dam, L (1, 7) OBP: 0.376, SLG: 0.321		1-1 F8		1-3 K				0-3 K		3	0	0	0	0	2	0				
Wiki Gonzalez, R (1, 2) OBP: 0.333, SLG: 0.530			2-3 K		4-2 BB			0-0 1B		2	0	1	0	1	1	0				
D'Angelo Jimenez, S (1, 6) OBP: 0.333, SLG: 0.409			3-3 K		2-2 L9			0-1 F9		3	0	0	0	0	1	2				
Woody Williams, R (1, 1) OBP: 0.218, SLG: 0.240			3-1 G6-3		1-3 K			1-1 F7		1	0	0	0	0	0	0				
Bubba Trammell, R (6, PH) OBP: 0.330, SLG: 0.462										1	0	0	0	0	1	1				
Rodney Myers, R (7, 1) OBP: 0.333, SLG: 0.335										0	0	0	0	0	0	0				
Rickey Henderson, R (9, PH) OBP: 0.353, SLG: 0.335										1	0	0	0	0	0	0				
Inning Stats	R: 0 E: 0 K: 1 S: 6	H: 0 LOB: 0 BB: 0 P: 10	R: 0 E: 0 K: 0 S: 11	H: 0 LOB: 0 BB: 0 P: 17	R: 0 E: 0 K: 2 S: 10	H: 0 LOB: 0 BB: 0 P: 18	R: 0 E: 0 K: 3 S: 9	H: 0 LOB: 0 BB: 0 P: 15	R: 0 E: 0 K: 2 S: 10	H: 0 LOB: 1 BB: 1 P: 22	R: 0 E: 0 K: 3 S: 10	H: 0 LOB: 0 BB: 0 P: 15	R: 0 E: 0 K: 2 S: 9	H: 1 LOB: 1 BB: 0 P: 11	R: 0 E: 0 K: 2 S: 8	H: 0 LOB: 0 BB: 0 P: 13	1B: 1 2B: 0 3B: 0 HR: 0	SF: 0 SAC: 0 DP: 0 HBP: 0	WP: 0 PB: 0 SB: 0 CS: 0	PA: 29
PITCHER	IP	WLS	BF	H	R	ER	SO	BB	IBB	HBP	BLK	WP	HR	S	P	ERA	WHIP			
Curt Schilling, R (1, 1) ERA: 3.1	7.0	W	23	1	0	0	16	1	0	0	0	0	0	68	109	0.00	0.286			

Arizona Diamondbacks @ San Diego Padres
Qualcomm Stadium, San Diego, CA
Wed Jul 18 2001, Postponed
Att: 22,184 - Sunny - 75 F

livebaseballscores.com

AB 28
R 0
H 1
RBI 0
BB 1
SO 17
LOB 4



Batter	1	2	3	4	5	6	7	8	9	AB	R	H	RBI	BB	SO	LOB	TOP											
Craig Counsell, L OBP: 0.344, SLG: 0.335 (1, 6)	2-2 G3		3-2 P6					2-3 K	4-1 BB	4	0	0	0	1	2	0	Arizona Diamondbacks @ San Diego Padres Qualcomm Stadium, San Diego, CA Thu Jul 19 2001, 5:05 PM EDT Att: 22,583 - Sunny - 75 F livebaseballscorecards.com											
Junior Salvey, R OBP: 0.352, SLG: 0.403 (1, 4)	2-2 L4		1-0 1B			1-2 P3		2-3 K	0-1 L8	5	0	1	0	0	1	2												
Luis Gonzalez, L OBP: 0.438, SLG: 0.732 Byung-Hyun Kim, R (8, 1)	1-1 F8		1-1 F2			2-1 3B		1-1 G4-3		4	0	1	0	0	0	1												
Matt Williams, R OBP: 0.308, SLG: 0.433 Danny Bautista, R OBP: 0.322, SLG: 0.357 (8, 7)		2-2 E5 FC4-6 BB		1-2 G3-1		1-3 K		1-3 K		3	0	0	0	0	1	1												
Erubiel Durazo, L OBP: 0.368, SLG: 0.594 (1, 3)		4-2 FC4-6 BB		1-2 HR		4-2 HBP		4-2 1B HR BB		1	2	1	1	2	0	0												
Reggie Sanders, R OBP: 0.316, SLG: 0.529 (1, 9)		0-0 F6		2-2 G5-3		3-3 K		1-1 1B HR		4	1	1	0	0	1	4												
Steve Finley, L OBP: 0.304, SLG: 0.356 (1, 8)		1-2 FC4-6 1-2 2-3		1-2 F7			1-1 F5	2-2 1H 2H HR		4	1	1	3	0	0	2												
Rod Barajas, R OBP: 0.200, SLG: 0.319 (1, 2)		3-2 F8			1-0 F9		0-1 G4-3	0-1 F9		4	0	0	0	0	0	2												
Robert Ellis, R OBP: 0.185, SLG: 0.154 Mike Mohler, R OBP: 0.322, SLG: 0.497 David Dellucci, L OBP: 0.322, SLG: 0.497 Erik Sabel, R OBP: 0.322, SLG: 0.497 Jay Bell, R OBP: 0.322, SLG: 0.497 Troy Brohawn, L OBP: 0.322, SLG: 0.497 Greg Swindell, L OBP: 0.322, SLG: 0.497 Tony Womack, L OBP: 0.322, SLG: 0.497 (1, 1) (3, 1) (5, Ph) (5, 1) (7, Ph) (7, 1) (7, 1) (8, 6)			1-3 K		1-1 G3-1		3-1 F8	4-2 BB BB		1	0	0	0	0	1	0												
Inning Stats	R: 0 E: 0 K: 0 S: 9	H: 0 LOB: 0 BB: 0 P: 14	R: 0 E: 1 K: 0 S: 12	H: 0 LOB: 2 BB: 1 P: 22	R: 0 E: 0 K: 1 S: 9	H: 1 LOB: 1 BB: 0 P: 15	R: 1 E: 0 K: 0 S: 14	H: 1 LOB: 0 BB: 0 P: 19	R: 0 E: 0 K: 2 S: 13	H: 1 LOB: 2 BB: 0 P: 24	R: 0 E: 0 K: 0 S: 6	H: 0 LOB: 0 BB: 0 P: 10	R: 0 E: 0 K: 2 S: 9	H: 0 LOB: 0 BB: 0 P: 14	R: 3 E: 0 K: 1 S: 17	H: 2 LOB: 3 BB: 3 P: 33		1B: 2 2B: 0 3B: 1 HR: 2	SF: 0 SAC: 0 DP: 0 HBP: 1	WP: 0 PA: 38 PB: 0 SB: 1 CS: 0								
PITCHER	IP	WLS	BF	H	R	ER	SO	BB	IBB	HBP	BLK	WP	HR	S	P	ERA	WHIP											
Kevin Jarvis, R ERA: 4.93 (1, 1)	7.0	W	27	3	1	1	4	1	0	1	0	0	1	69	113	1.29	0.571											
Jose Nunez, L ERA: 7.09 (8, 1)	1.0		3	0	0	0	2	0	0	0	0	0	0	9	14	0.00	0.000											
David Lee, R ERA: 3.65 (9, 1)	0.2	S	1	0	0	0	0	0	0	0	0	0	0	1	15	31	40.50	7.500										
Trevor Hoffman, R ERA: 4.01 (9, 1)	0.1	S	1	0	0	0	0	0	0	0	0	0	0	2	2	0.00	0.000											

Batter	1	2	3	4	5	6	7	8	9	AB	R	H	RBI	BB	SO	LOB	BOTTOM										
Damian Jackson, R OBP: 0.335, SLG: 0.376 (1, 4)	4-1 1B G4-1 BB		0-3 K			0-0 G1-6-3 1B		1-0 FC5-4 1-2		4	1	1	0	1	2	3	Arizona Diamondbacks @ San Diego Padres Qualcomm Stadium, San Diego, CA Thu Jul 19 2001, 5:05 PM EDT Att: 22,583 - Sunny - 75 F livebaseballscorecards.com										
Mark Kotsay, L OBP: 0.370, SLG: 0.441 (1, 8)	1-0 G4-1 1B	0-0 F7		1-2 G4-3		0-1 G1-6-3 1-2		2-2 F8		5	1	1	0	0	0	2											
Ryan Klesko, L OBP: 0.407, SLG: 0.548 (1, 3)	0-0 G4-1 1-2 3H	1-0 G4-3		3-1 1B			3-1 HR HBP			3	1	1	1	0	0	1											
Phil Nevin, R OBP: 0.398, SLG: 0.604 (1, 5)	2-2 1B HBP		4-1 1B BB	2-2 P6			3-2 1H HR			2	3	1	2	1	0	1											
Tony Gwynn, L OBP: 0.391, SLG: 0.433 Rickey Henderson, R OBP: 0.352, SLG: 0.333 Jose Nunez, L David Lee, R Trevor Hoffman, R (1, 9) (5, 7) (8, 1) (9, 1) (9, 1)	0-2 F7		2-2 G1-3 1B SF7	1-3 K			1-0 F8			3	1	1	0	0	1	3											
Bubba Trammell, R OBP: 0.332, SLG: 0.463 (1, 7) (5, 9) (8, 7)	1-0 1B BB		0-0 G1-3		3-1 G6-3		1-3 K			4	1	2	2	0	1	0											
Ben Davis, S OBP: 0.382, SLG: 0.394 (1, 2)	4-0 1B BB		0-0 G1-3		3-2 F7		0-2 F9			3	0	0	0	1	0	2											
D'Angelo Jimenez, S OBP: 0.342, SLG: 0.406 (1, 6)	0-0 1B		4-2 BB		2-3 K		2-3 K			3	0	1	2	1	2	0											
Kevin Jarvis, L OBP: 0.326, SLG: 0.421 Mike Darr, L OBP: 0.379, SLG: 0.321 (1, 1) (8, 9)	0-1 F9		0-0 SF7		0-0 P6		4-2 FC5-4 BB			2	0	0	1	0	0	2											
Inning Stats	R: 4 E: 0 K: 0 S: 13	H: 3 LOB: 2 BB: 2 P: 25	R: 0 E: 0 K: 1 S: 10	H: 0 LOB: 0 BB: 0 P: 13	R: 2 E: 0 K: 1 S: 15	H: 2 LOB: 2 BB: 2 P: 25	R: 0 E: 0 K: 1 S: 13	H: 1 LOB: 1 BB: 0 P: 19	R: 0 E: 0 K: 1 S: 10	H: 0 LOB: 0 BB: 0 P: 18	R: 0 E: 0 K: 0 S: 4	H: 1 LOB: 0 BB: 0 P: 4	R: 2 E: 0 K: 1 S: 12	H: 1 LOB: 0 BB: 0 P: 20	R: 0 E: 0 K: 1 S: 12	H: 0 LOB: 1 BB: 1 P: 21		1B: 7 2B: 0 3B: 0 HR: 1	SF: 1 SAC: 0 DP: 1 HBP: 2	WP: 0 PA: 38 PB: 0 SB: 1 CS: 0							
PITCHER	IP	WLS	BF	H	R	ER	SO	BB	IBB	HBP	BLK	WP	HR	S	P	ERA	WHIP										
Robert Ellis, R ERA: 5.56 (3, 1)	2.1	L	16	5	6	6	1	3	0	0	0	0	0	19	29	0.00	1.200										
Mike Mohler, L ERA: 5.73 (5, 1)	1.2		7	1	0	0	2	1	0	0	0	0	0	14	22	0.00	0.500										
Erik Sabel, R ERA: 3.41 (7, 1)	2.0		6	1	0	0	1	0	0	0	0	0	0	1	4	∞	∞										
Troy Brohawn, L ERA: 4.85 Greg Swindell, L ERA: 3.9 (7, 1)	1.0		4	1	1	1	1	0	0	0	0	0	1	11	16	9.00	1.000										

Batter	1	2	3	4	5	6	7	8	9	AB	R	H	RBI	BB	SO	LOB	TOP						
Ronnie Belliard, R OBP: 0.350, SLG: 0.444 Gus Gandarillas, R (7.1)	F9		1B				FC1-6		G5-3	4	2	2	1	0	0	1	Milwaukee Brewers @ San Diego Padres Qualcomm Stadium, San Diego, CA Fri Jul 20 2001, 10:05 PM EDT Att: 24,924 - Sunny - 70 F						
Mike Coolbaugh, R OBP: 0.400, SLG: 1.000			2B				1-2			0	0	0	0	0	0	0							
Mark Loretta, R OBP: 0.330, SLG: 0.310	G1-3		G5-4-3				G6-3		G6-3	4	0	1	1	0	0	1							
Devon White, S OBP: 0.339, SLG: 0.470 Angel Echevarria, R OBP: 0.306, SLG: 0.443	K		G5-4-3				FC5-4		F9	3	0	1	0	0	1	1							
Richie Sexson, R OBP: 0.320, SLG: 0.501		1B					FC5-4		G6-3	4	0	1	0	0	0	1							
Jeromy Burnitz, L OBP: 0.358, SLG: 0.510		1B					1-2			3	0	2	0	1	1	0							
José Hernández, R OBP: 0.304, SLG: 0.472 Mike DeJean, R (8.1)		1B					K		1B	4	0	1	0	0	2	3							
Geoff Jenkins, L OBP: 0.353, SLG: 0.482 James Mouton, R OBP: 0.324, SLG: 0.344		1B					L5		1B	0	0	0	0	0	0	0							
Henry Blanco, R OBP: 0.282, SLG: 0.316		G6-4-3					K		K	2	0	1	0	0	1	0							
15 Ben Sheets, R OBP: 0.121, SLG: 0.033 Will Cunnane, R (4.1)							G4-3			1	0	0	0	0	1	0							
Luis Lopez, S OBP: 0.239, SLG: 0.264 (7.4)									K	2	0	0	0	0	1	1							
Inning Stats	R: 0 E: 0 K: 1 S: 10	H: 0 LOB: 0 BB: 0 P: 14	R: 0 E: 0 K: 1 S: 12	H: 3 LOB: 2 BB: 0 P: 17	R: 1 E: 0 K: 1 S: 8	H: 2 LOB: 0 BB: 0 P: 11	R: 0 E: 0 K: 2 S: 11	H: 1 LOB: 2 BB: 0 P: 21	R: 1 E: 0 K: 0 S: 10	H: 2 LOB: 1 BB: 0 P: 15	R: 0 E: 0 K: 2 S: 7	H: 0 LOB: 0 BB: 0 P: 10	R: 0 E: 0 K: 0 S: 9	H: 1 LOB: 1 BB: 0 P: 14	R: 0 E: 0 K: 1 S: 16	H: 1 LOB: 2 BB: 1 P: 23		R: 0 E: 0 K: 1 S: 7	H: 0 LOB: 0 BB: 0 P: 10	1B: 7 2B: 2 3B: 0 HR: 1	SF: 0 SAC: 0 DP: 2 HBP: 1	WP: 0 PB: 0 SB: 0 CS: 0	PA: 37
PITCHER	IP	WLS	BF	H	R	ER	SO	BB	IBB	HBP	BLK	WP	HR	S	P	ERA		WHIP					
Sterling Hitchcock, L ERA: 1.93	7.0	W	29	9	2	2	7	0	0	1	0	0	1	67	102	2.57		1.286					
Rodney Myers, R ERA: 4.95	1.0		5	1	0	0	1	1	0	0	0	0	0	16	23	0.00		2.000					
Rudy Seanez, R ERA: 2.38	1.0		3	0	0	0	1	0	0	0	0	0	0	7	10	0.00	0.000						

Batter	1	2	3	4	5	6	7	8	9	AB	R	H	RBI	BB	SO	LOB	BOTTOM					
Rickey Henderson, R OBP: 0.356, SLG: 0.335 Emil Brown, R OBP: 0.255, SLG: 0.313	G5-3		2B	1B		G5-3	1B			2	2	1	0	1	0	0	Milwaukee Brewers @ San Diego Padres Qualcomm Stadium, San Diego, CA Fri Jul 20 2001, 10:05 PM EDT Att: 24,924 - Sunny - 70 F					
Mark Kotsay, L OBP: 0.375, SLG: 0.450 Rodney Myers, R (8.1)			BB	1B			BB			3	2	3	3	2	0	0						
Rudy Seanez, R (9.1)	HR		2B	1B		1B	1B			0	0	0	0	0	0	0						
Ryan Klesko, L OBP: 0.405, SLG: 0.551	HR		F7	P6		K	G3-1			5	1	1	2	0	1	7						
Phil Nevin, R OBP: 0.401, SLG: 0.614 Alex Arias, R OBP: 0.316, SLG: 0.347			K	1B		1B			F8	3	1	2	3	0	1	1						
Mike Darr, L OBP: 0.375, SLG: 0.318	K		G3-1	1B		F7			K	2	0	1	0	0	0	0						
Ben Davis, S OBP: 0.380, SLG: 0.391	K			1B					F8	5	1	1	0	0	2	2						
Damian Jackson, R OBP: 0.337, SLG: 0.386		G4-3		1B			BB		F5	4	2	2	1	0	1	0						
D'Angelo Jimenez, S OBP: 0.325, SLG: 0.384		G1-3		K			K		F8	4	0	0	0	0	3	2						
Sterling Hitchcock, L OBP: 0.167, SLG: 0.167 Bubba Trammell, R OBP: 0.334, SLG: 0.465				1B			1B			3	1	1	1	0	1	0						
Inning Stats	R: 3 E: 0 K: 2 S: 15	H: 2 LOB: 1 BB: 1 P: 23	R: 0 E: 0 K: 1 S: 13	H: 0 LOB: 0 BB: 0 P: 16	R: 1 E: 0 K: 1 S: 11	H: 1 LOB: 1 BB: 1 P: 20	R: 5 E: 0 K: 2 S: 27	H: 7 LOB: 2 BB: 0 P: 37	R: 0 E: 0 K: 2 S: 12	H: 0 LOB: 0 BB: 0 P: 17	R: 0 E: 0 K: 1 S: 9	H: 1 LOB: 2 BB: 1 P: 16	R: 2 E: 0 K: 1 S: 15	H: 3 LOB: 2 BB: 1 P: 24	R: 0 E: 0 K: 1 S: 8	H: 0 LOB: 0 BB: 0 P: 13		1B: 10 2B: 1 3B: 1 HR: 2	SF: 0 SAC: 0 DP: 0 HBP: 0	WP: 0 PB: 0 SB: 0 CS: 0	PA: 42	
PITCHER	IP	WLS	BF	H	R	ER	SO	BB	IBB	HBP	BLK	WP	HR	S	P	ERA		WHIP				
15 Ben Sheets, R ERA: 4.22	3.2	L	22	9	9	9	5	2	0	0	0	0	0	58	85	22.09		3.000				
Will Cunnane, R ERA: 5.73	2.1		10	2	0	0	4	1	0	0	0	0	0	29	44	0.00		1.286				
Gus Gandarillas, R ERA: 9.0	1.0		7	3	2	2	1	1	0	0	0	0	0	15	24	18.00		4.000				
Mike DeJean, R ERA: 1.88	1.0		3	0	0	0	1	0	0	0	0	0	0	8	13	0.00	0.000					

Batter	1	2	3	4	5	6	7	8	9	AB	R	H	RBI	BB	SO	LOB	TOP								
Devon White, S OBP: 0.344, SLG: 0.502										4	2	3	2	0	1	0	Milwaukee Brewers @ San Diego Padres Qualcomm Stadium, San Diego, CA Sat Jul 21 2001, 10:05 PM EDT Att: 36,321 - Sunny - 72 F								
Mark Loretta, R OBP: 0.329, SLG: 0.309										4	0	1	0	0	0	2									
Geoff Jenkins, L OBP: 0.348, SLG: 0.475										4	0	0	0	0	2	1									
Richie Sexson, R OBP: 0.320, SLG: 0.499										4	0	1	0	0	0	0									
Jeremy Burnitz, L OBP: 0.357, SLG: 0.509										4	1	1	0	0	0	2									
Ronnie Belliard, R OBP: 0.349, SLG: 0.442										4	0	1	0	0	1	1									
José Hernández, R OBP: 0.301, SLG: 0.488										3	0	0	1	0	0	1									
Raul Casanova, S OBP: 0.328, SLG: 0.506										4	0	1	0	0	2	0									
Mac Suzuki, R Mike Coolbaugh, R Chad Fox, R James Mouton, R Ray King, L David Weathers, R										1	0	0	0	0	0	1									
Inning Stats	R: 1 E: 0 K: 0 S: 7	H: 1 LOB: 0 BB: 0 P: 11	R: 1 E: 0 K: 0 S: 15	H: 2 LOB: 1 BB: 0 P: 23	R: 0 E: 0 K: 2 S: 14	H: 2 LOB: 2 BB: 0 P: 18	R: 0 E: 0 K: 1 S: 7	H: 1 LOB: 0 BB: 0 P: 11	R: 1 E: 0 K: 0 S: 8	H: 1 LOB: 0 BB: 0 P: 12	R: 0 E: 0 K: 0 S: 9	H: 0 LOB: 0 BB: 0 P: 16	R: 0 E: 0 K: 1 S: 8	H: 1 LOB: 2 BB: 0 P: 14	R: 0 E: 0 K: 1 S: 7	H: 0 LOB: 0 BB: 0 P: 12	R: 0 E: 0 K: 2 S: 9	H: 0 LOB: 0 BB: 0 P: 10	1B: 5 2B: 1 3B: 0 HR: 2	SF: 1 SAC: 0 DP: 1 HBP: 1	WP: 0 PB: 1 SB: 0 CS: 0	PA: 35			
PITCHER	IP	WLS	BF	H	R	ER	SO	BB	IBB	HBP	BLK	WP	HR	S	P	ERA	WHIP								
Brian Tolberg, R ERA: 4.13	6.0	W	24	7	3	3	3	0	0	0	0	0	2	60	91	4.50	1.167								
David Lee, R ERA: 3.59	0.2	H	3	0	0	0	0	0	0	1	0	0	0	5	10	0.00	0.000								
Jose Nunez, L ERA: 6.82	1.1	H	5	1	0	0	1	0	0	0	0	0	0	10	16	0.00	0.750								
Trevor Hoffman, R ERA: 3.89	1.0	S	3	0	0	0	2	0	0	0	0	0	0	9	10	0.00	0.000								

Batter	1	2	3	4	5	6	7	8	9	AB	R	H	RBI	BB	SO	LOB	BOTTOM								
Damian Jackson, R OBP: 0.332, SLG: 0.380										4	0	0	0	0	3	2	Milwaukee Brewers @ San Diego Padres Qualcomm Stadium, San Diego, CA Sat Jul 21 2001, 10:05 PM EDT Att: 36,321 - Sunny - 72 F								
Mark Kotsay, L OBP: 0.381, SLG: 0.452										3	1	1	2	1	1	0									
Ryan Klesko, L OBP: 0.406, SLG: 0.549										3	1	1	0	1	1	1									
Phil Nevin, R OBP: 0.402, SLG: 0.611										3	0	1	0	1	1	2									
Mike Darr, L OBP: 0.369, SLG: 0.312										4	0	0	0	0	2	2									
Bubba Trammell, R OBP: 0.333, SLG: 0.473										4	1	1	1	0	2	2									
Wiki Gonzalez, R OBP: 0.351, SLG: 0.529										2	1	1	0	1	0	0									
D'Angelo Jimenez, S OBP: 0.326, SLG: 0.373										2	1	0	0	1	0	2									
Brian Tolberg, R OBP: 0.133, SLG: 0.133										1	0	0	0	0	0	1									
Tony Gwynn, L OBP: 0.385, SLG: 0.426										1	0	0	0	0	0	1									
David Lee, R										0	0	0	0	0	0	0									
Jose Nunez, L										0	0	0	0	0	0	0									
Trevor Hoffman, R										0	0	0	0	0	0	0									
Inning Stats	R: 0 E: 0 K: 2 S: 14	H: 0 LOB: 0 BB: 0 P: 20	R: 0 E: 0 K: 2 S: 9	H: 1 LOB: 0 BB: 0 P: 16	R: 4 E: 1 K: 0 S: 20	H: 2 LOB: 2 BB: 3 P: 42	R: 0 E: 0 K: 0 S: 5	H: 0 LOB: 0 BB: 0 P: 7	R: 0 E: 0 K: 1 S: 8	H: 0 LOB: 1 BB: 1 P: 14	R: 1 E: 0 K: 3 S: 13	H: 1 LOB: 1 BB: 1 P: 23	R: 0 E: 0 K: 3 S: 14	H: 1 LOB: 1 BB: 0 P: 24	R: 0 E: 0 K: 1 S: 7	H: 0 LOB: 0 BB: 0 P: 12	1B: 3 2B: 3 3B: 0 HR: 1	SF: 0 SAC: 1 DP: 2 HBP: 1	WP: 0 PB: 0 SB: 0 CS: 1	PA: 34					
PITCHER	IP	WLS	BF	H	R	ER	SO	BB	IBB	HBP	BLK	WP	HR	S	P	ERA	WHIP								
Mac Suzuki, R ERA: 6.28	4.0	L	18	3	4	2	4	2	0	0	0	0	1	21	37	4.50	1.500								
Chad Fox, R ERA: 2.04	2.0		9	1	1	1	2	2	0	0	0	0	0	11	18	0.00	1.500								
Ray King, L ERA: 3.67	0.2		3	1	0	0	2	0	0	0	0	0	0	11	18	0.00	1.500								
David Weathers, R ERA: 2.18	1.1		4	0	0	0	2	0	0	0	0	0	0	10	18	0.00	0.000								

AB	33
R	3
H	8
RBI	3
BB	0
SO	6
LOB	8



AB	27
R	5
H	5
RBI	3
BB	5
SO	10
LOB	13



Batter	1	2	3	4	5	6	7	8	9	AB	R	H	RBI	BB	SO	LOB	TOP										
Devon White, S OBP: 0.347, SLG: 0.500 (1, 8)	1-2 HBP		1-1 E 1B		3-1 G6-3		1-0 F8			3	0	1	0	0	0	2											
Ronnie Belliard, R OBP: 0.345, SLG: 0.436 (1, 4)	0-0 F8		0-0 F8		2-2 L8		2-2 F7			4	0	0	0	0	0	5											
Jeromy Burnitz, L OBP: 0.354, SLG: 0.503 (1, 9)	1-2 F9		1-1 E3		0-0 G3		0-1 G1-3			4	0	0	0	0	0	3											
Richie Sexson, R OBP: 0.316, SLG: 0.493 (1, 3)	1-3 K		1-1 G5-3		2-3 K		1-0 F9			4	0	0	0	0	2	4											
Raul Casanova, S OBP: 0.326, SLG: 0.497 (1, 2)		2-1 F5		0-2 G1-3		4-2 1B BB		0-1 F8		3	0	0	0	1	0	0											
Angel Echevarria, R OBP: 0.363, SLG: 0.434 (1, 7)		1-3 K		2-2 G3-1		0-0 1B		1-6 G4-3		4	0	1	0	0	1	0											
Mike Coolbaugh, R OBP: 0.200, SLG: 0.500 (1, 5)		2-2 F9		1-1 F9		1-0 G6-3		3-2 F9		4	0	0	0	0	0	2											
Luis Lopez, S OBP: 0.250, SLG: 0.275 (1, 6)			2-2 G4-3		3-2 G6-3 SH1-4 1B		1-1 1B		2-3 K	4	0	2	0	0	1	0											
Jimmy Haynes, R OBP: 0.200, SLG: 0.284 (7, PH) Jose Hernandez, R OBP: 0.200, SLG: 0.467 (7, 1) Mike DeJean, R (7, 1) Ray King, L (7, 1) Gus Gandarillas, R (7, 1) Curt Leskanic, R (8, 1)			1-1 E 1B		0-1 SH1-4		1-2 F9			1	0	1	0	0	0	0											
Inning Stats	R: 0 E: 0 K: 1 S: 10	H: 0 LOB: 1 BB: 0 P: 13	R: 0 E: 0 K: 1 S: 9	H: 0 LOB: 0 BB: 0 P: 14	R: 0 E: 1 K: 0 S: 12	H: 2 LOB: 3 BB: 0 P: 18	R: 0 E: 0 K: 0 S: 9	H: 0 LOB: 0 BB: 0 P: 12	R: 0 E: 0 K: 1 S: 11	H: 1 LOB: 1 BB: 0 P: 19	R: 0 E: 0 K: 1 S: 9	H: 1 LOB: 2 BB: 1 P: 16	R: 0 E: 0 K: 0 S: 5	H: 0 LOB: 0 BB: 0 P: 6	R: 0 E: 0 K: 1 S: 11	H: 0 LOB: 0 BB: 0 P: 17	1B: 5 2B: 0 3B: 0 HR: 0	SF: 0 SAC: 1 DP: 0 HBP: 1	WP: 0 PA: 35 PB: 0 SB: 0 CS: 0								
PITCHER	IP	WLS	BF	H	R	ER	SO	BB	IBB	HBP	BLK	WP	HR	S	P	ERA	WHIP										
Bobby Jones, R ERA: 4.01 (1, 1)	7.0	W	29	5	0	0	3	1	0	1	0	0	0	71	108	0.00	0.857										
Rudy Seanez, R ERA: 2.19 (8, 1)	1.0		3	0	0	0	0	0	0	0	0	0	0	5	6	0.00	0.000										
Rodney Myers, R ERA: 4.82 (9, 1)	1.0		3	0	0	0	1	0	0	0	0	0	0	11	17	0.00	0.000										

Milwaukee Brewers @ San Diego Padres
Qualcomm Stadium, San Diego, CA
Sun Jul 22 2001, 5:00 PM EDT
Att: 21,863 - Sunny - 77 F

AB	32
R	0
H	5
RBI	0
BB	1
SO	4
LOB	17



Batter	1	2	3	4	5	6	7	8	9	AB	R	H	RBI	BB	SO	LOB	BOTTOM										
Damian Jackson, R OBP: 0.331, SLG: 0.382 (1, 4)	3-2 G6-3		2-0 P6			2-2 HR 2B	3-3 K			4	1	1	0	0	1	1											
Mark Kotsay, L OBP: 0.375, SLG: 0.453 (1, 8)	0-0 2B		3-2 G6-3			1-2 G5-3	2-3 K			4	0	1	0	0	1	2											
Ryan Klesko, L OBP: 0.407, SLG: 0.556 (1, 3)	0-0 G1-3			3-1 P6		3-2 HR 2H		4-2 G6-3 BB		3	1	1	2	1	0	1											
Phil Nevin, R OBP: 0.403, SLG: 0.609 (1, 5)	4-2 BB			0-1 G4-6-3 1B		0-3 K		1-2 G6-3		3	0	1	0	1	1	1											
Mike Darr, L OBP: 0.367, SLG: 0.315 (1, 9)	2-2 G4-3			0-1 G4-6-3		1-2 G6-3		3-2 2B		4	0	1	0	0	0	3											
Bubba Trammell, R OBP: 0.332, SLG: 0.467 (1, 7)		0-1 F3			4-1 FC3-6 BB		1-1 F9	2-3 K		3	0	0	0	1	1	1											
Ben Davis, S OBP: 0.379, SLG: 0.388 (1, 2)		2-2 G4-3			1-2 F8		4-2 1B 2B BB			2	1	0	0	1	0	1											
D'Angelo Jimenez, S OBP: 0.326, SLG: 0.372 (1, 6)		0-1 G4-3			0-0 FC3-6		1-1 2B	1-2 1B		3	1	1	0	0	0	1											
Bobby Jones, R OBP: 0.154, SLG: 0.184 (1, 1) Tony Gwynn, L OBP: 0.394, SLG: 0.452 (7, PH) Woody Williams, R OBP: 0.218, SLG: 0.240 (7, PR) Rudy Seanez, R (8, 1) Rodney Myers, R (9, 1)			0-3 K		0-2 G4-3		1-1 WP 1-1 2H 2B			2	0	0	0	0	1	1											
Inning Stats	R: 0 E: 0 K: 0 S: 12	H: 1 LOB: 2 BB: 1 P: 21	R: 0 E: 0 K: 0 S: 7	H: 0 LOB: 0 BB: 0 P: 9	R: 0 E: 0 K: 1 S: 9	H: 0 LOB: 0 BB: 0 P: 14	R: 0 E: 0 K: 0 S: 6	H: 1 LOB: 0 BB: 0 P: 9	R: 0 E: 0 K: 0 S: 9	H: 0 LOB: 1 BB: 1 P: 13	R: 2 E: 0 K: 1 S: 18	H: 2 LOB: 0 BB: 0 P: 25	R: 2 E: 0 K: 2 S: 14	H: 2 LOB: 2 BB: 1 P: 26	R: 0 E: 0 K: 1 S: 13	H: 1 LOB: 1 BB: 1 P: 23	1B: 2 2B: 4 3B: 0 HR: 1	SF: 0 SAC: 0 DP: 2 HBP: 0	WP: 1 PA: 33 PB: 0 SB: 0 CS: 0								
PITCHER	IP	WLS	BF	H	R	ER	SO	BB	IBB	HBP	BLK	WP	HR	S	P	ERA	WHIP										
Jimmy Haynes, R ERA: 5.11 (1, 1)	6.0	L	23	4	2	2	2	2	0	0	0	0	0	61	91	3.00	1.000										
Mike DeJean, R ERA: 2.21 (7, 1)	0.1		3	1	2	2	0	1	0	0	0	0	0	6	12	54.00	6.000										
Ray King, L ERA: 3.67 (7, 1)	0.0		1	1	0	0	0	0	0	0	0	0	0	2	3	∞	∞										
Gus Gandarillas, R ERA: 7.36 (7, 1)	0.2		2	0	0	0	2	0	0	0	0	1	0	6	11	0.00	0.000										
Curt Leskanic, R ERA: 3.39 (8, 1)	1.0		4	1	0	0	1	1	0	0	0	0	0	13	23	0.00	2.000										

Milwaukee Brewers @ San Diego Padres
Qualcomm Stadium, San Diego, CA
Sun Jul 22 2001, 5:00 PM EDT
Att: 21,863 - Sunny - 77 F

AB	29
R	4
H	7
RBI	4
BB	4
SO	5
LOB	12



Batter	1	2	3	4	5	6	7	8	9	AB	R	H	RBI	BB	SO	LOB	TOP						
Damian Jackson, R OBP: 0.329, SLG: 0.369			F3				G6-3	F4		3	1	0	0	1	0	1							
Mark Kotsay, L OBP: 0.377, SLG: 0.450	G4-3		F7				F7			5	0	1	2	0	0	1							
Ryan Klesko, L OBP: 0.404, SLG: 0.548	P5		F8					P5		4	1	1	0	1	0	1							
Phil Nevin, R OBP: 0.405, SLG: 0.618				K					K	4	1	2	0	0	2	0							
Mike Darr, L OBP: 0.365, SLG: 0.314	G6-3									4	0	1	0	0	1	5							
Jose Nunez, L OBP: 0.364, SLG: 0.528										0	0	0	0	0	0	0							
Wiki Gonzalez, R OBP: 0.364, SLG: 0.528										0	0	0	0	1	0	0							
Bubba Trammell, R OBP: 0.334, SLG: 0.460		L5								3	1	0	0	2	1	2							
Ben Davis, S OBP: 0.374, SLG: 0.385	G4-3									5	0	2	2	0	1	2							
D'Angelo Jimenez, S OBP: 0.307, SLG: 0.337										4	1	1	0	1	2	4							
Sterling Hitchcock, L OBP: 0.125, SLG: 0.125										2	0	0	0	0	2	1							
Dave Nagast, L OBP: 0.217, SLG: 0.371										1	0	0	0	0	0	2							
Chuck McElroy, L OBP: 0.217, SLG: 0.371										0	0	0	0	0	0	0							
Rodney Myers, R OBP: 0.288, SLG: 0.303										0	0	0	0	0	0	0							
Emil Brown, R OBP: 0.142, SLG: 0.478										1	0	1	2	0	0	0							
Tony Lwynn, L OBP: 0.288, SLG: 0.303										0	1	0	0	0	0	0							
Rickey Henderson, R OBP: 0.358, SLG: 0.531										0	1	0	0	0	0	0							
Inning Stats	R: 1 E: 0 K: 0 S: 8	H: 0 LOB: 1 BB: 0 P: 15	R: 0 E: 0 K: 1 S: 9	H: 1 LOB: 1 BB: 0 P: 14	R: 0 E: 0 K: 1 S: 7	H: 0 LOB: 0 BB: 0 P: 12	R: 0 E: 0 K: 3 S: 14	H: 1 LOB: 1 BB: 0 P: 22	R: 0 E: 0 K: 1 S: 10	H: 0 LOB: 1 BB: 1 P: 18	R: 2 E: 0 K: 1 S: 17	H: 3 LOB: 2 BB: 1 P: 30	R: 0 E: 0 K: 1 S: 11	H: 1 LOB: 2 BB: 1 P: 18	R: 3 E: 0 K: 0 S: 12	H: 2 LOB: 1 BB: 2 P: 23	R: 0 E: 0 K: 2 S: 14	H: 1 LOB: 2 BB: 1 P: 22	1B: 5 2B: 4 3B: 0 HR: 0	SF: 0 SAC: 0 DP: 0 HBP: 2	WP: 0 PB: 0 SB: 2 CS: 0	PA: 44	
PITCHER	IP WLS BF H R ER SO BB IBB HBP BLK WP HR S P ERA WHIP											IP WLS BF H R ER SO BB IBB HBP BLK WP HR S P ERA WHIP											
Miguel Batista, R ERA: 3.54	5.1 W 25 5 3 2 5 2 0 2 0 0 0 0 60 103 3.38 1.312											Byung-Hyun Kim, R ERA: 2.81	1.0 S 5 1 0 0 2 1 0 0 0 0 0 0 8 11 0.00 0.000										
Mike Morgan, L ERA: 8.17	1.0 H 3 0 0 0 1 0 0 0 0 0 0 0 8 15 0.00 0.000																						
Troy Brohawn, L ERA: 4.32	0.2 4 1 0 0 1 1 0 0 0 0 0 0 8 11 0.00 3.000																						
Bret Prinz, R ERA: 2.22	0.2 6 2 3 3 0 2 0 0 0 0 0 0 11 21 40.50 6.000																						
Greg Swindell, L ERA: 3.5	0.1 H 1 0 0 0 0 0 0 0 0 0 0 0 1 2 0.00 0.000																						

San Diego Padres @ Arizona Diamondbacks
Bank One Ballpark, Phoenix, AZ
Wed Jul 25 2001, 10:05 PM EDT
Att: 28,376 - Dome - 72 F

AB	36
R	6
H	9
RBI	6
BB	6
SO	9
LOB	19

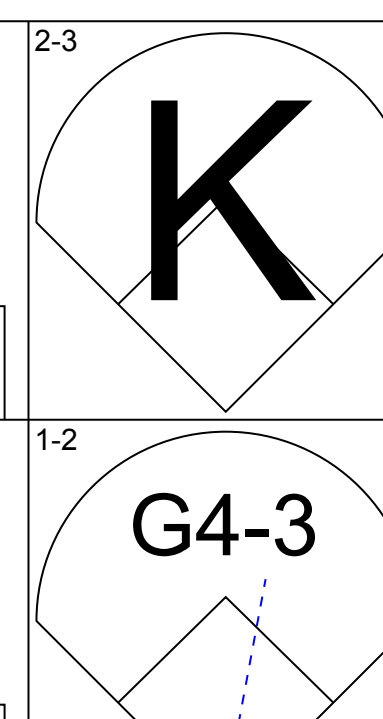
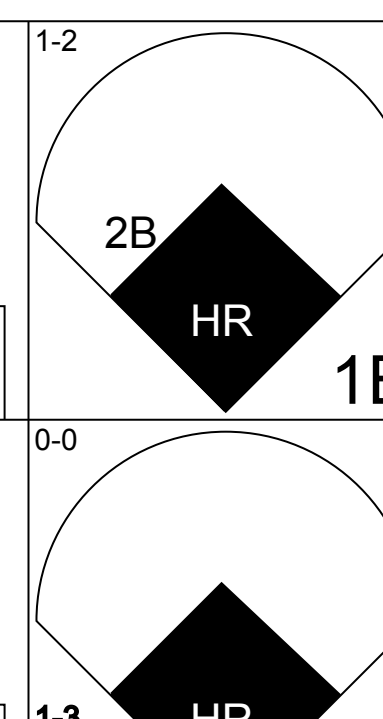
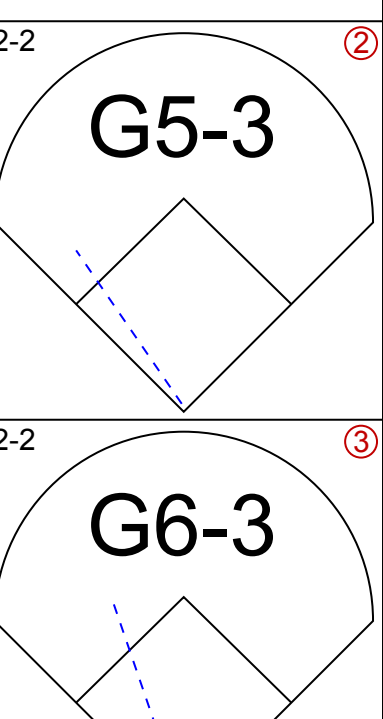
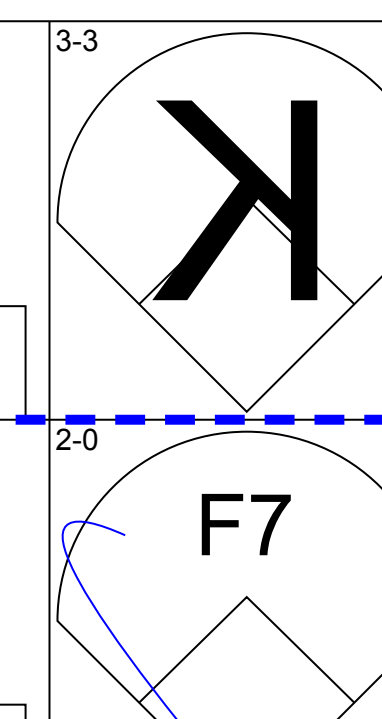
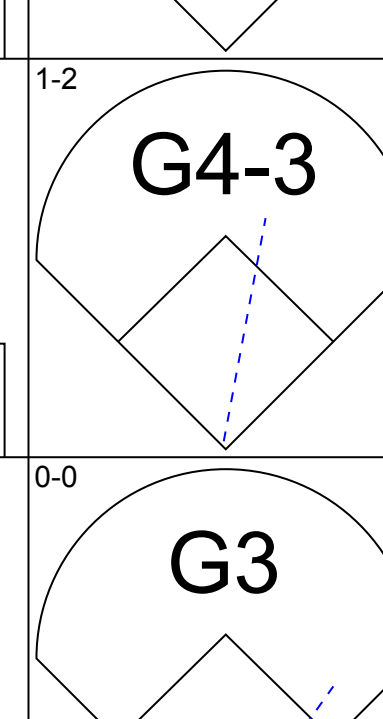
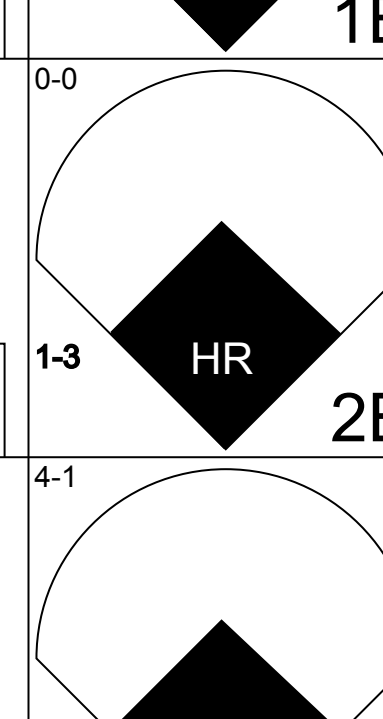
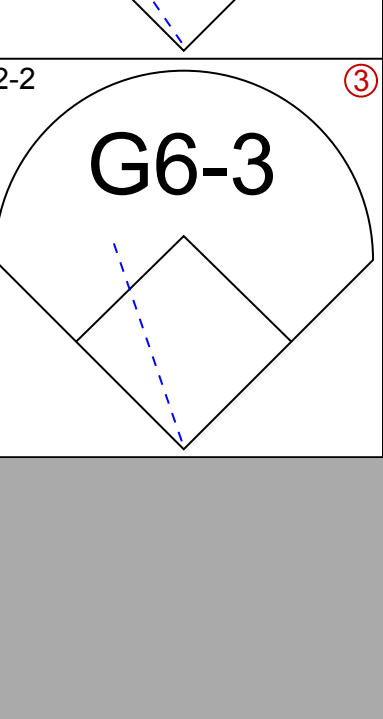
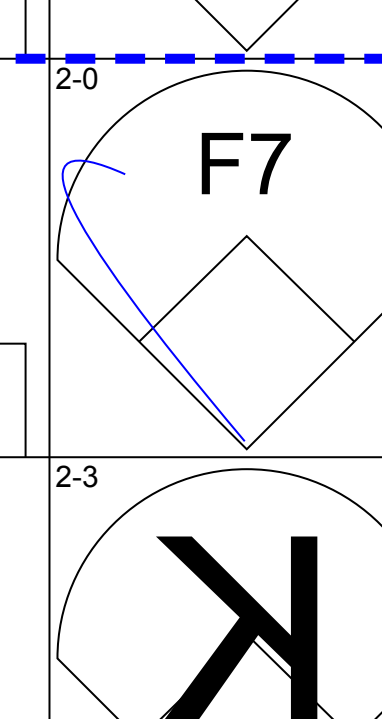
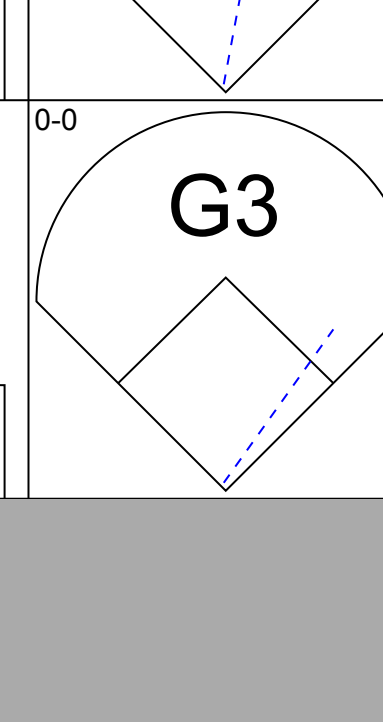
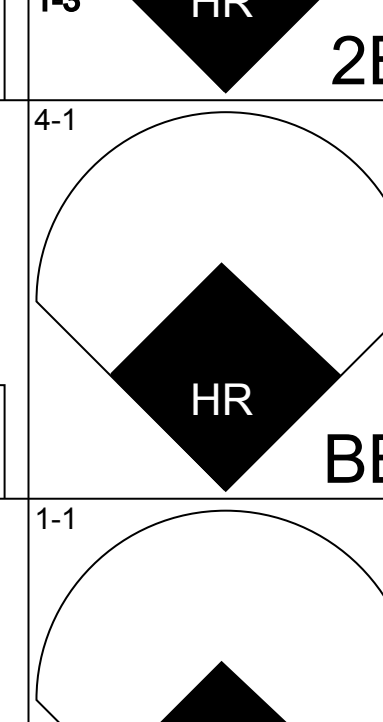
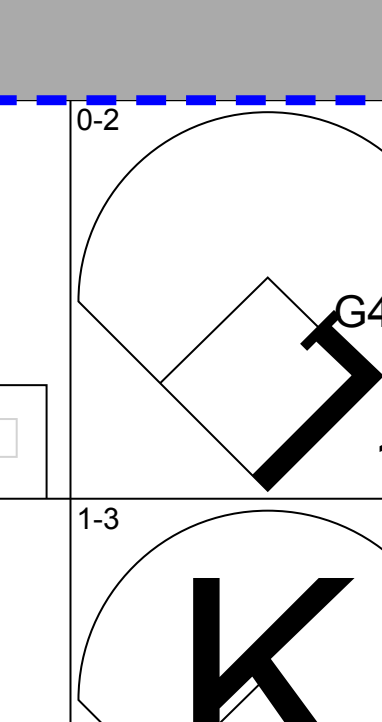
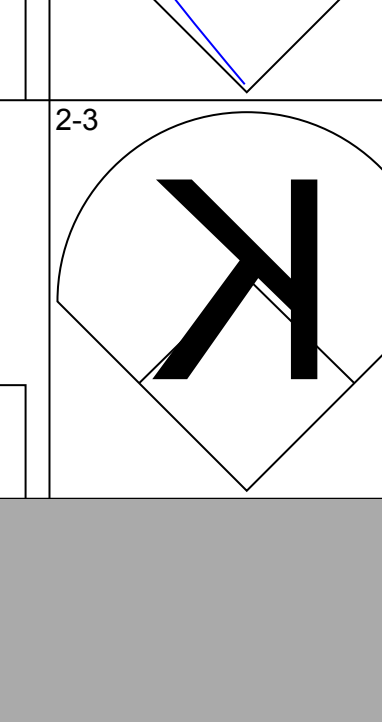
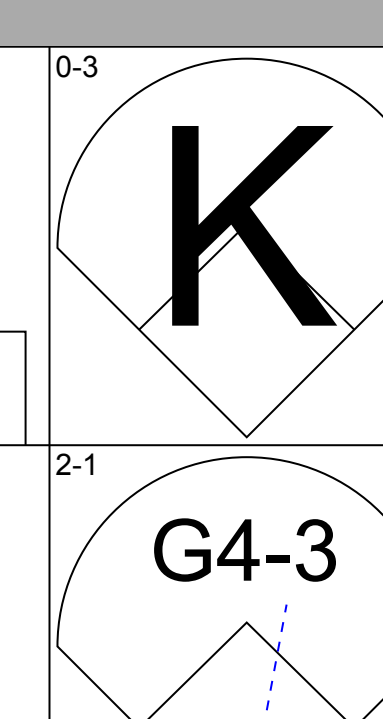
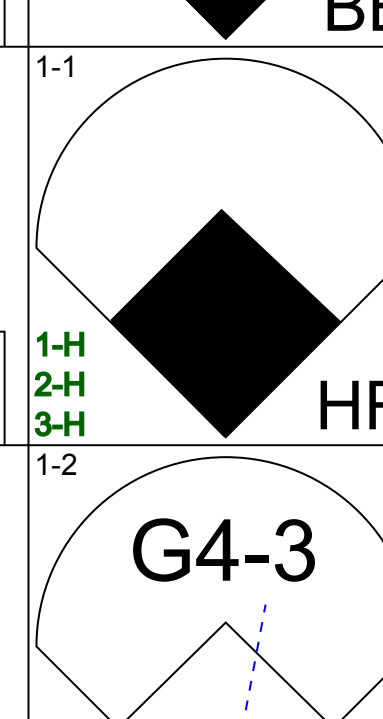
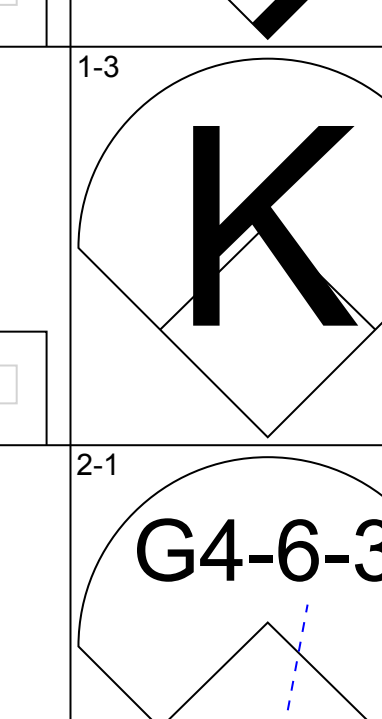
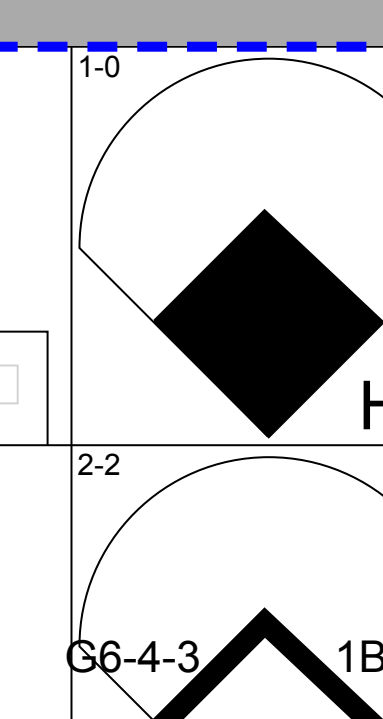
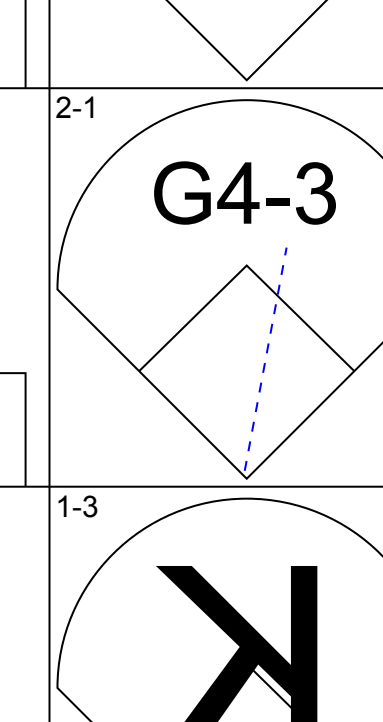
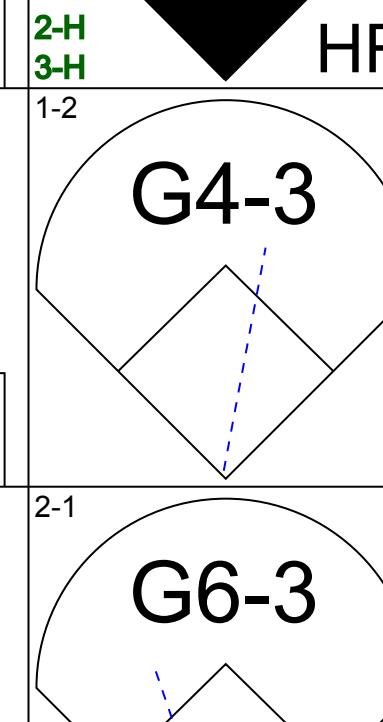
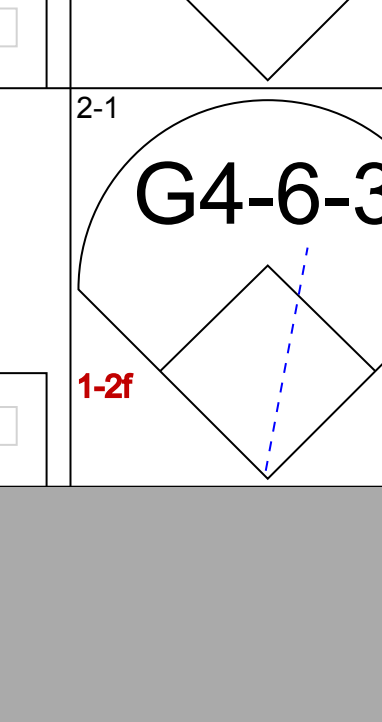
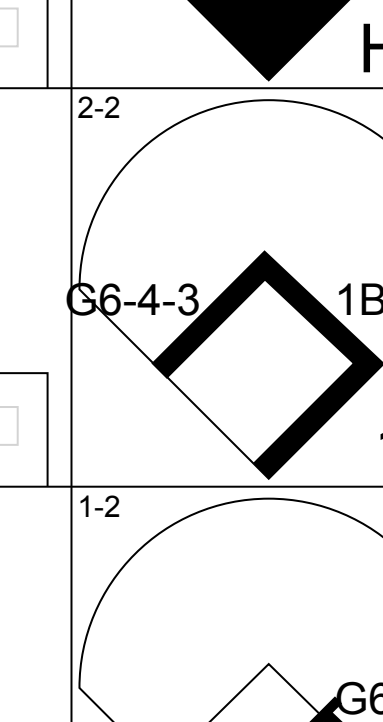
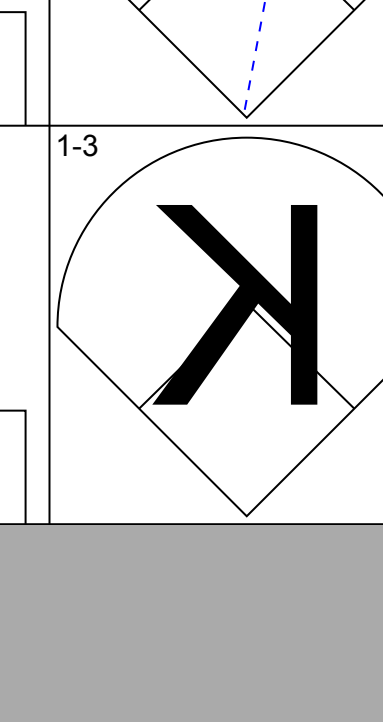
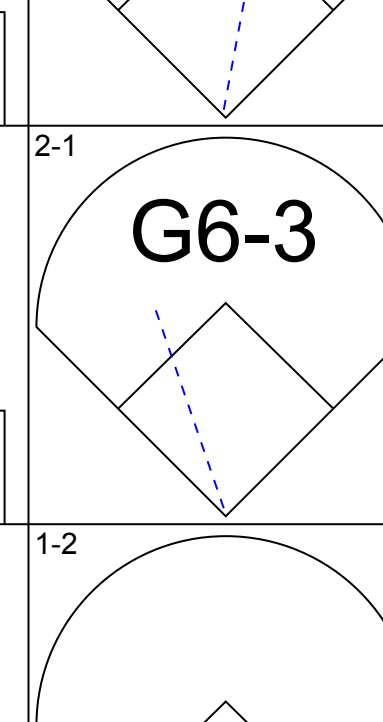
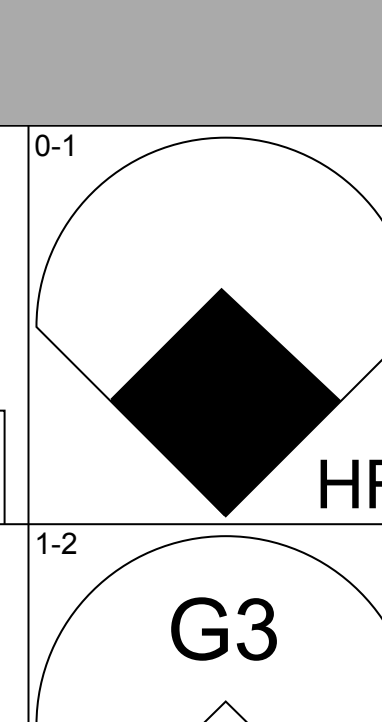
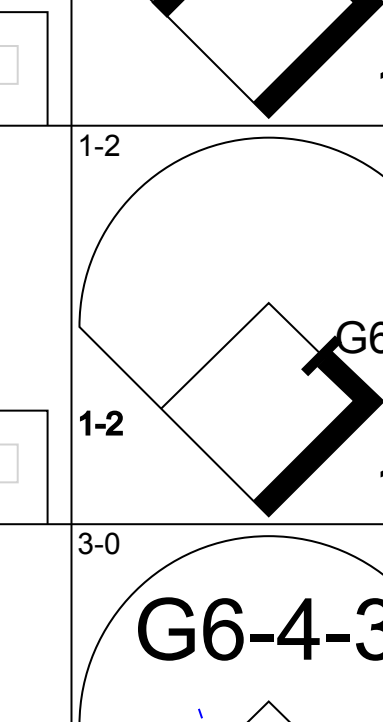
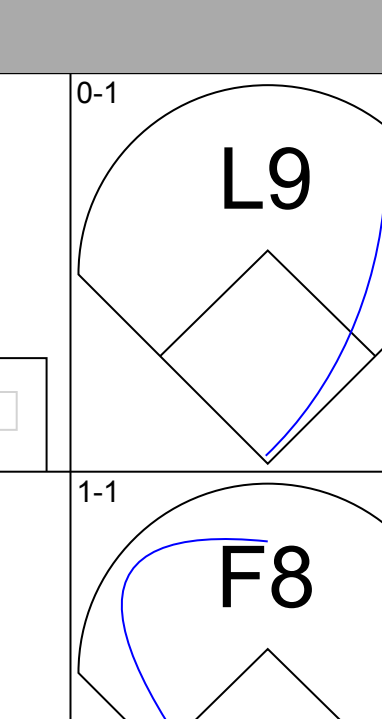
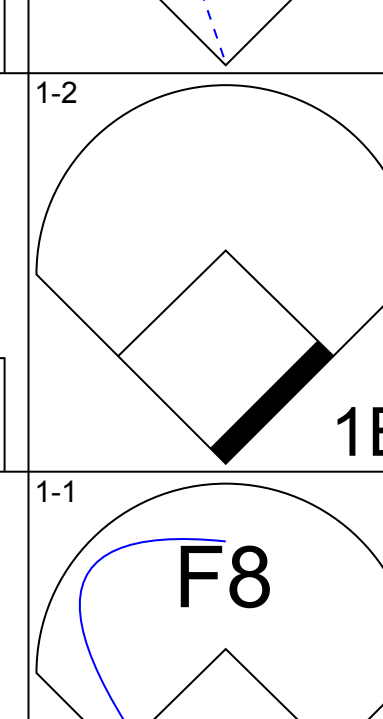
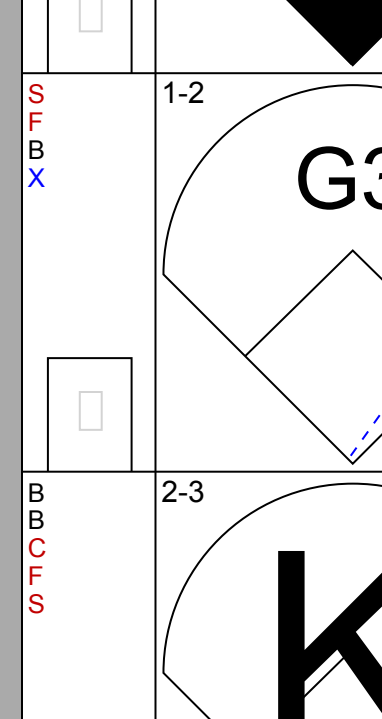
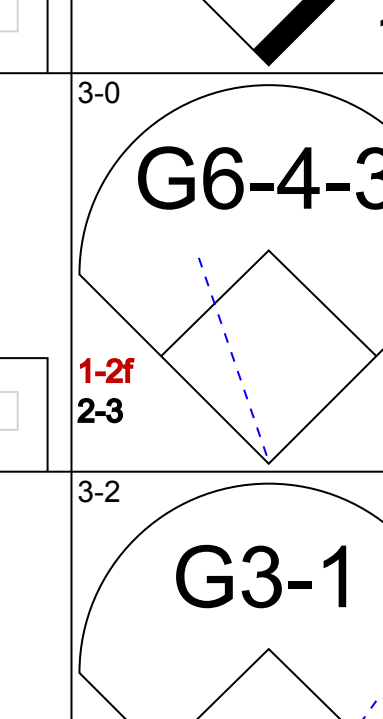
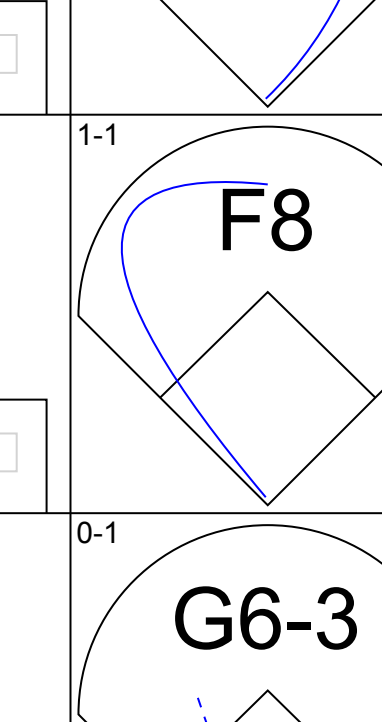
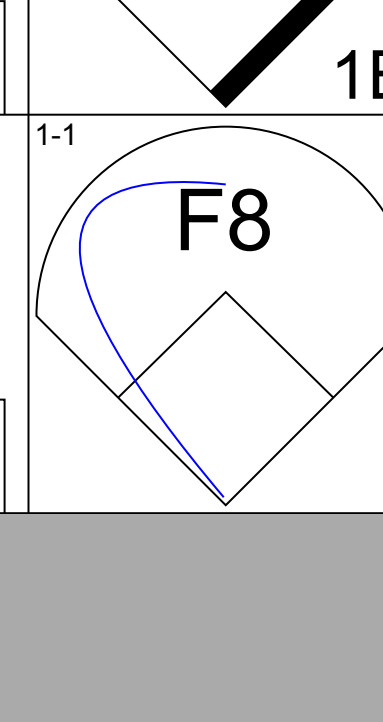
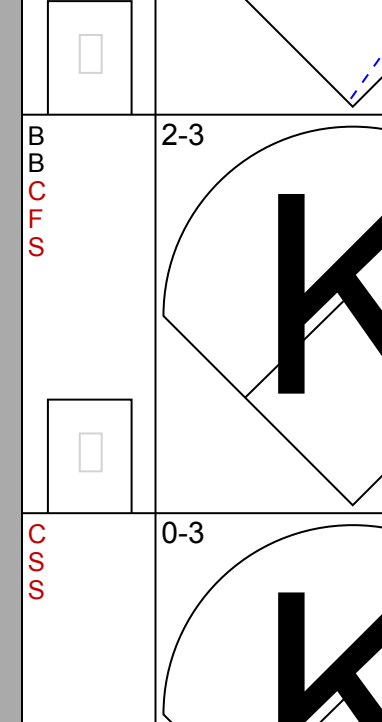
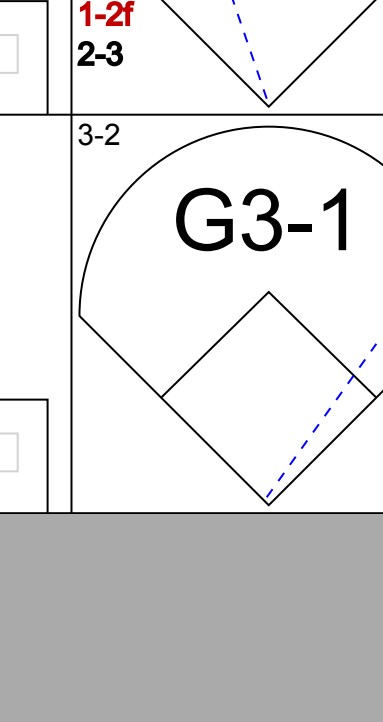
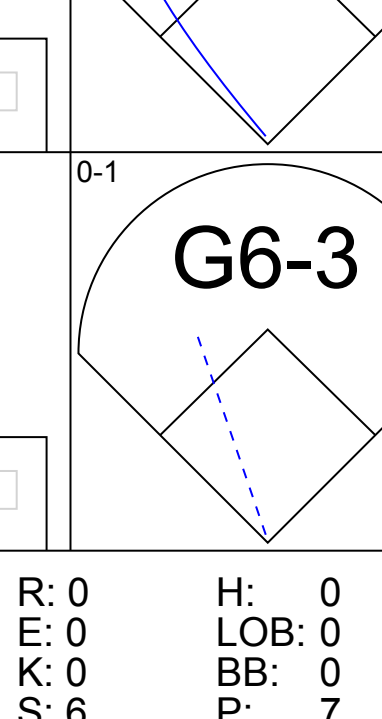
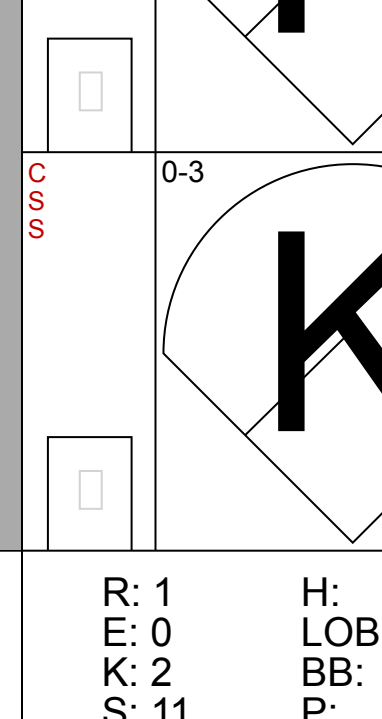



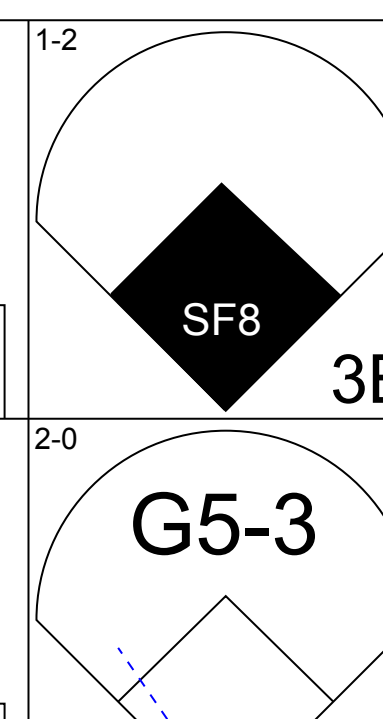
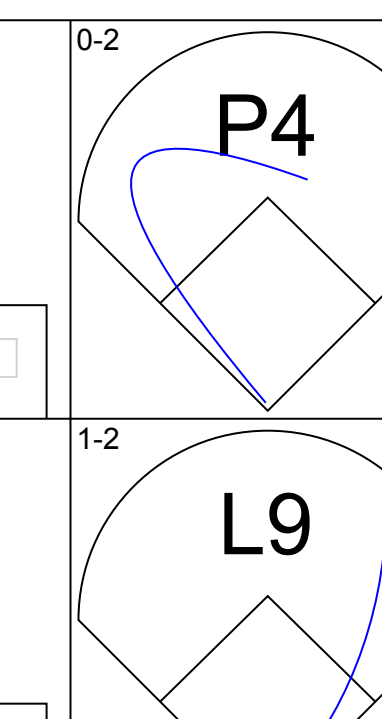
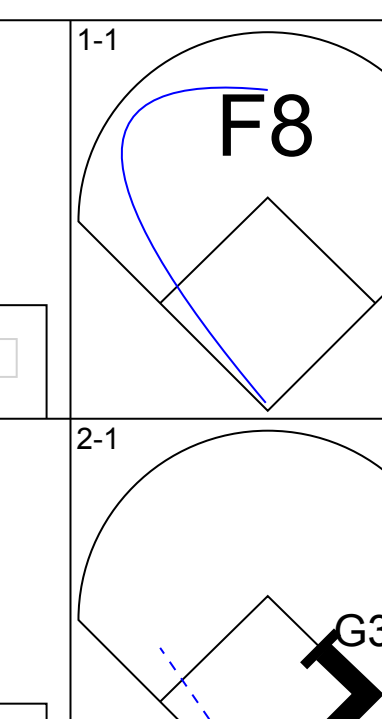
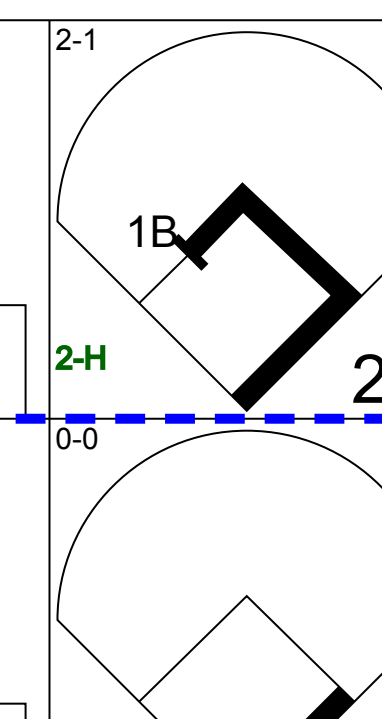
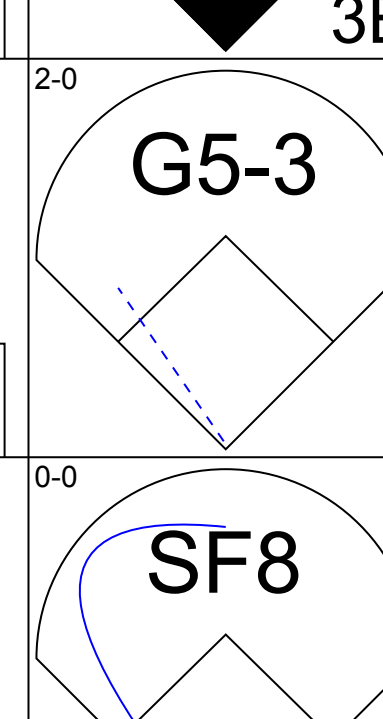
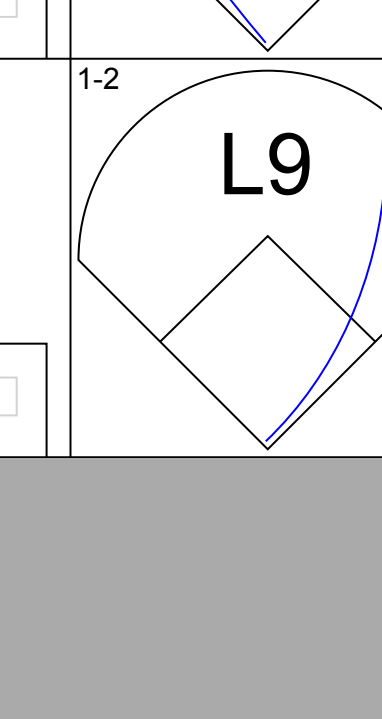
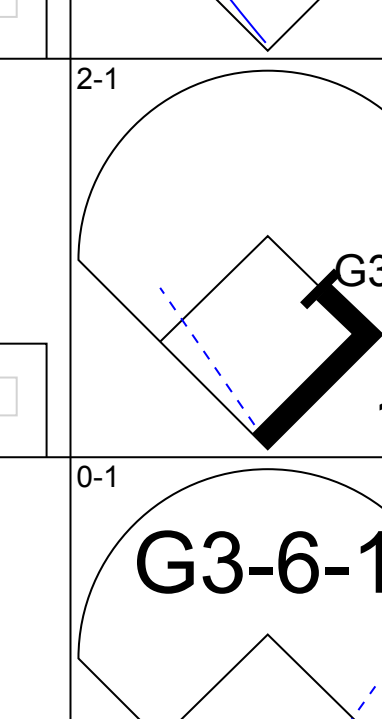
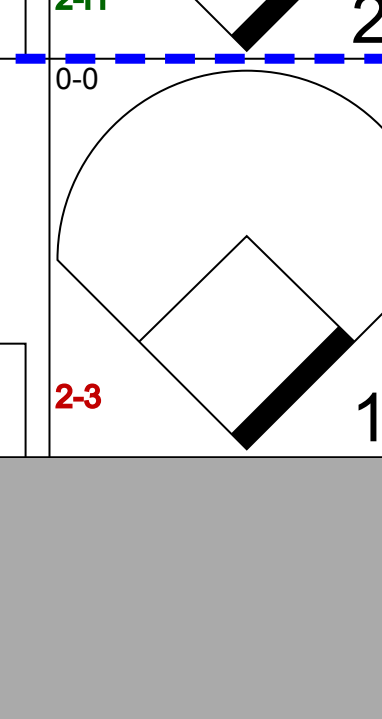
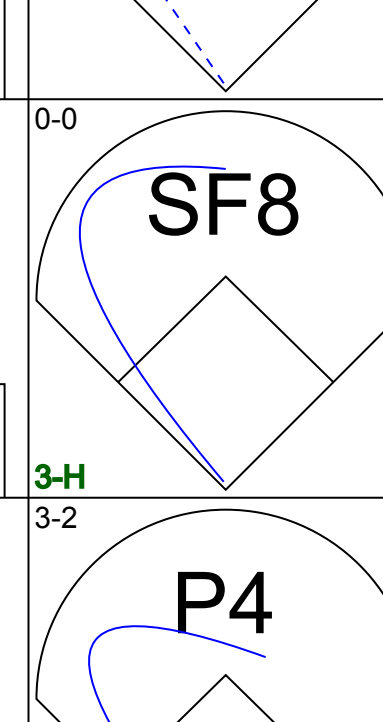
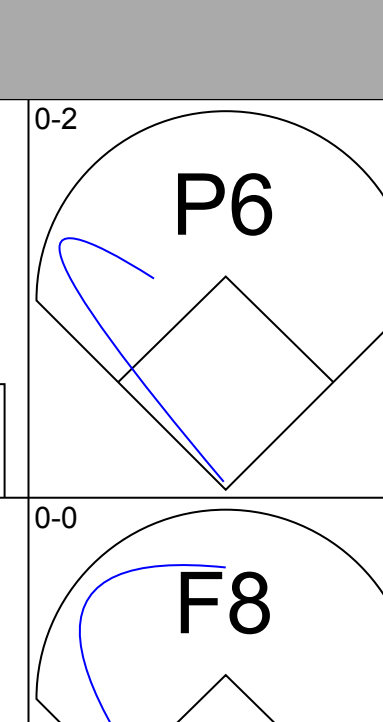
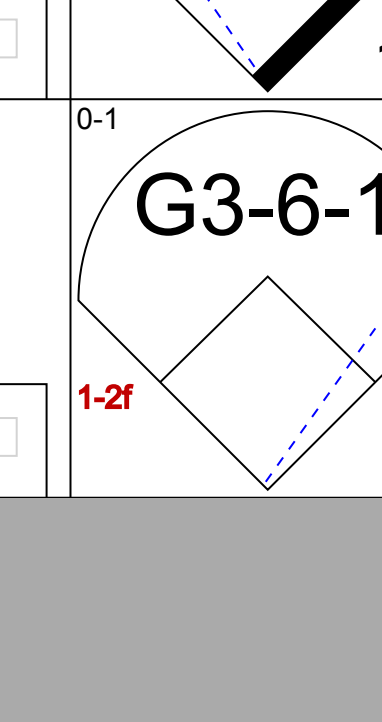
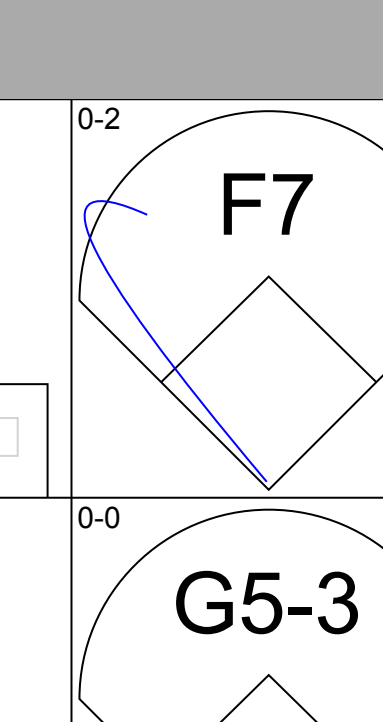
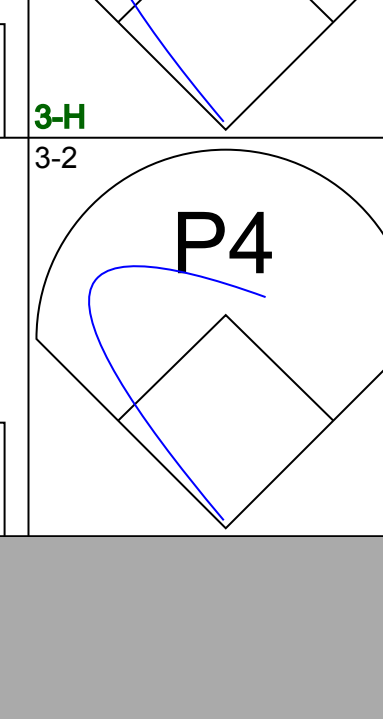
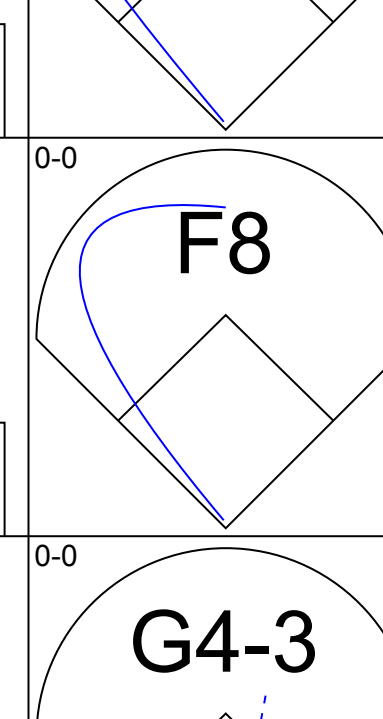
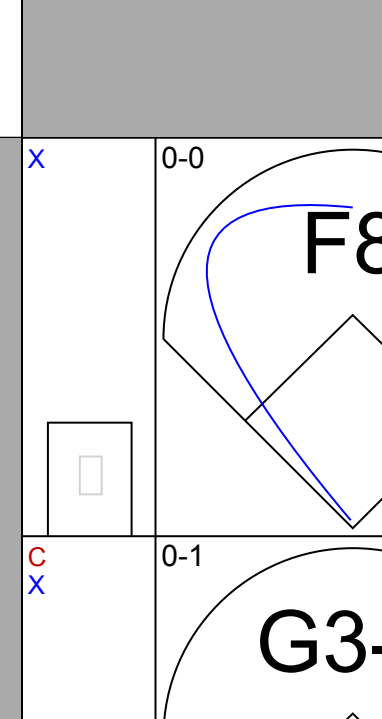
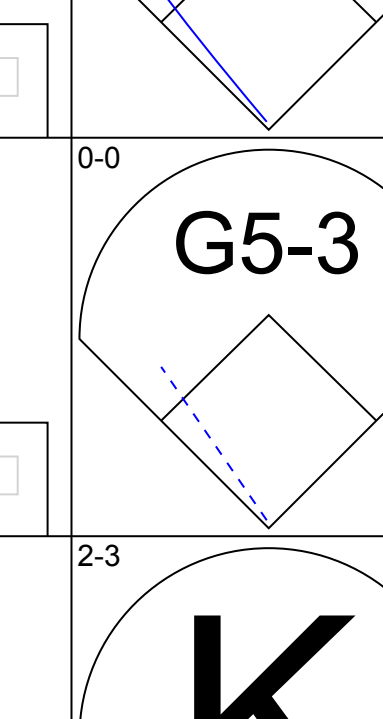
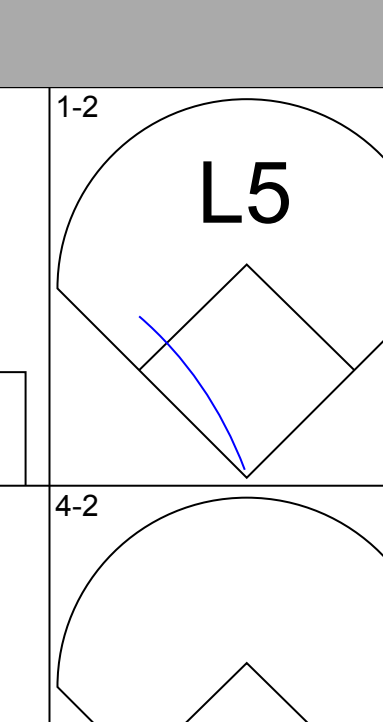
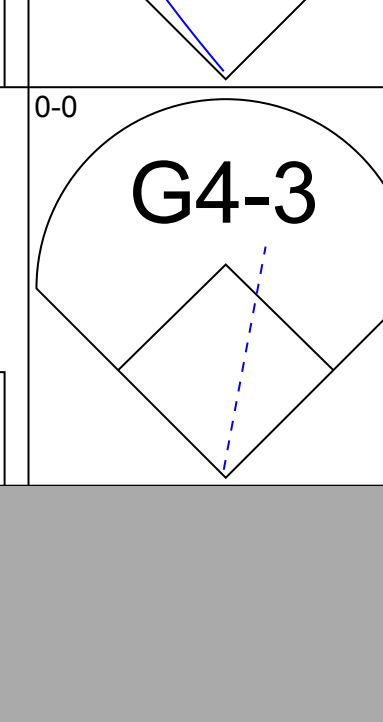
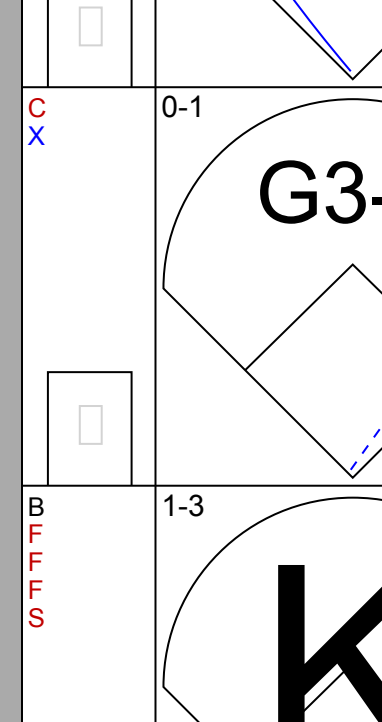
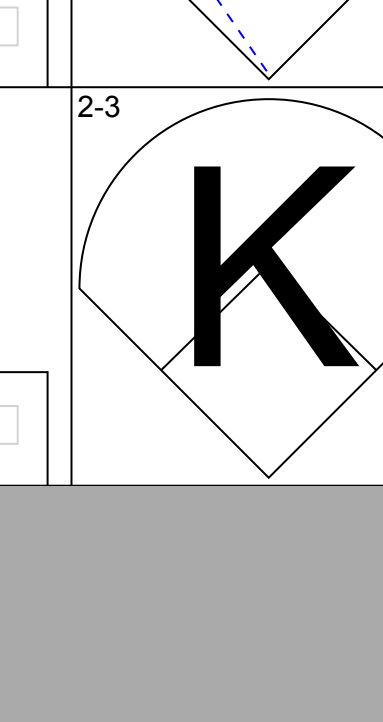
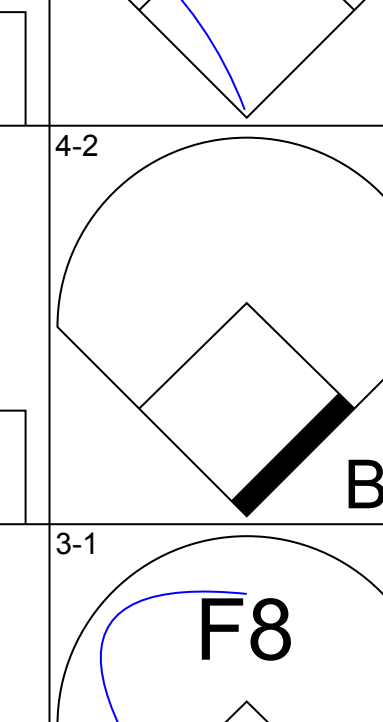
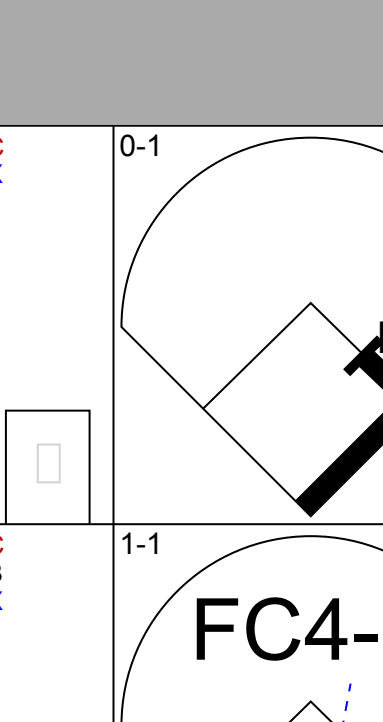
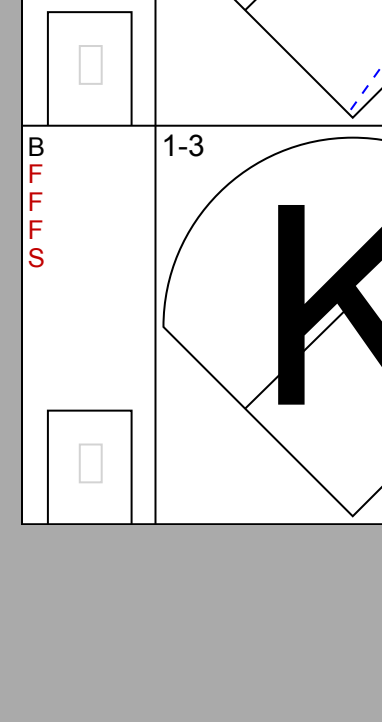
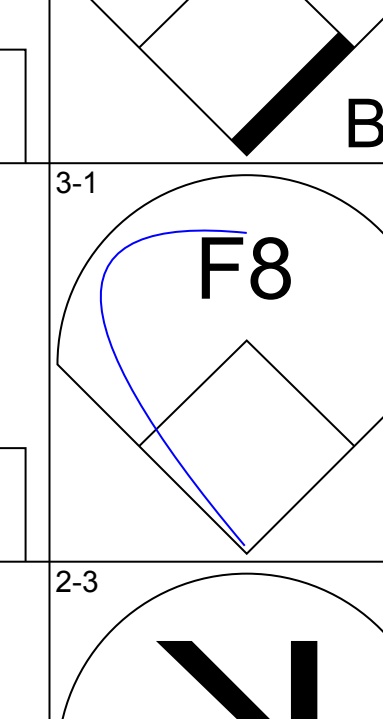
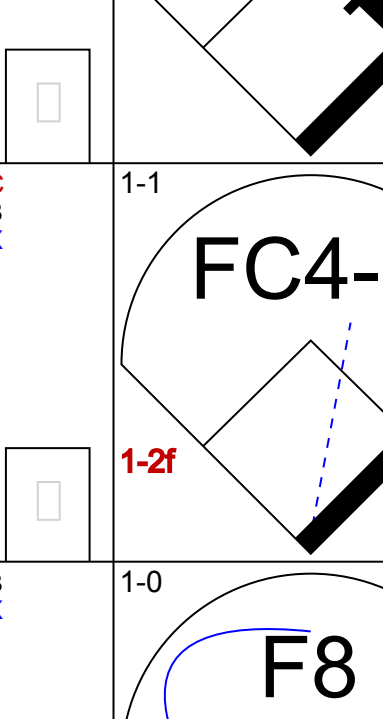
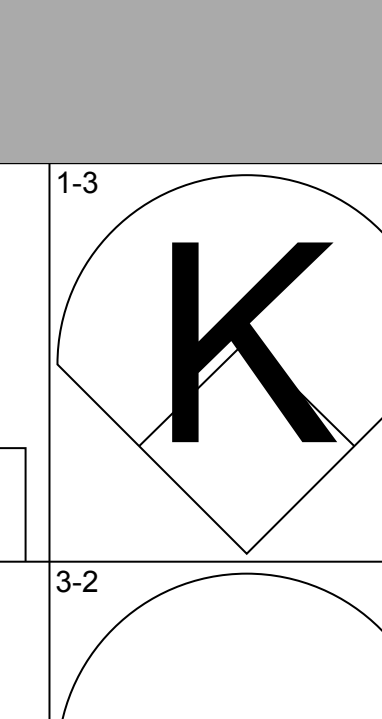
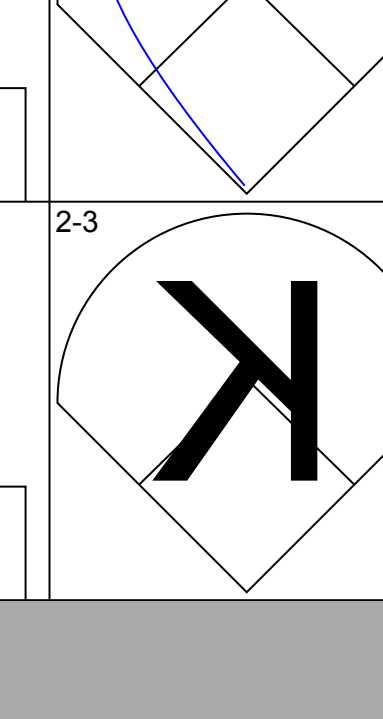
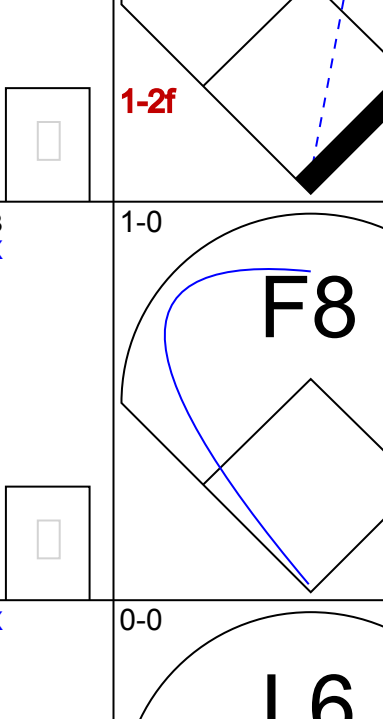
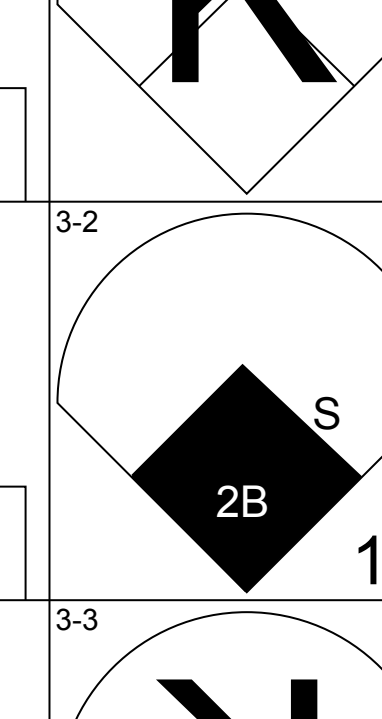

Batter	1	2	3	4	5	6	7	8	9	AB	R	H	RBI	BB	SO	LOB	BOTTOM						
Craig Counsell, L OBP: 0.360, SLG: 0.362										4	3	4	0	1	0	0							
Jay Bell, R OBP: 0.362, SLG: 0.435										4	0	0	0	1	1	5							
Bret Prinz, R ERA: 2.22										0	0	0	0	0	0	0							
Greg Swindell, L ERA: 3.5										0	0	0	0	0	0	0							
Byung-Hyun Kim, R ERA: 2.81										5	2	3	3	0	0	2							
Luis Gonzalez, L OBP: 0.437, SLG: 0.745										4	1	1	0	1	0	2							
Matt Williams, R OBP: 0.322, SLG: 0.456	F5									4	1	1	0	1	0	2							
Erubiel Durazo, L OBP: 0.364, SLG: 0.570										4	2	1	0	1	1	4							
Reggie Sanders, R OBP: 0.310, SLG: 0.505										5	0	0	1	0	0	6							
Steve Finley, L OBP: 0.319, SLG: 0.368										4	1	2	2	1	1	2							
Rod Barajas, R OBP: 0.210, SLG: 0.333										5	0	1	2	0	1	5							
Miguel Batista, R OBP: 0.143, SLG: 0.053										3	0	1	0	0	0	1							
Mike Morgan, R ERA: 8.17										0	0	0	0	0	0	0							
Troy Brohawn, L ERA: 4.32										0	0	0	0	0	0	0							
Junior Spivey, R OBP: 0.372, SLG: 0.394										0	0	0	0	1	0	0							
Inning Stats	R: 1 E: 0 K: 1 S: 14	H: 2 LOB: 2 BB: 1 P: 25	R: 0 E: 0 K: 1 S: 12	H: 1 LOB: 1 BB: 1 P: 22	R: 1 E: 1 K: 0 S: 10	H: 2 LOB: 2 BB: 0 P: 16	R: 0 E: 0 K: 1 S: 7	H: 1 LOB: 1 BB: 0 P: 8	R: 2 E: 0 K: 0 S: 10	H: 2 LOB: 1 BB: 1 P: 22	R: 3 E: 1 K: 1 S: 20	H: 2 LOB: 2 BB: 2 P: 34	R: 2 E: 0 K: 0 S: 11	H: 2 LOB: 0 BB: 1 P: 20	R: 0 E: 0 K: 0 S: 7	H: 1 LOB: 1 BB: 0 P: 10	1B: 9 2B: 3 3B: 0 HR: 1	SF: 0 SAC: 0 DP: 0 HBP: 0	WP: 0 PB: 0 SB: 0 CS: 0	PA: 44			
PITCHER	IP WLS BF H R ER SO BB IBB HBP BLK WP HR S P ERA WHIP											IP WLS BF H R ER SO BB IBB HBP BLK WP HR S P ERA WHIP											
Sterling Hitchcock, L ERA: 3.32	5.0 L 27 8 4 4 3 3 0 0 0 0 0 0 20 34 0.00 3.000																						
Chuck McElroy, L ERA: 5.1	1.0 8 2 3 0 1 1 1 0 0 0 0 0 9 18 13.50 3.000																						
Rodney Myers, R ERA: 5.54	0.2 3 1 1 1 0 1 0 0 0 0 0 0 9 18 13.50 3.000																						
Jose Nunez, L ERA: 6.63	1.1 6 2 1 1 0 0 0 0 0 0 0 1 9 12 6.75 1.500																						

San Diego Padres @ Arizona Diamondbacks
Bank One Ballpark, Phoenix, AZ
Wed Jul 25 2001, 10:05 PM EDT
Att: 28,376 - Dome - 72 F

AB	38
R	9
H	13
RBI	8
BB	6
SO	4
LOB	27



Batter	1	2	3	4	5	6	7	8	9	AB	R	H	RBI	BB	SO	LOB	TOP											
Damian Jackson, R OBP: 0.333, SLG: 0.372 (1,4)										4	1	1	0	0	2	0	San Diego Padres @ Milwaukee Brewers Miller Park, Milwaukee, WI Sat Jul 28 2001, 6:05 PM CDT Att: 42,096 - Overcast - 78 F											
Mark Kotsay, L OBP: 0.374, SLG: 0.448 (1,8)										4	1	1	0	0	0	0												
Ryan Klesko, L OBP: 0.401, SLG: 0.540 (1,3)										3	1	1	0	1	1	0												
Phil Nevin, R OBP: 0.402, SLG: 0.627 (1,5)										4	2	2	5	0	2	1												
Mike Darr, L OBP: 0.366, SLG: 0.321 (1,9)										4	0	1	0	0	0	1												
Bubba Trammell, R OBP: 0.336, SLG: 0.471 (1,7)										4	1	2	1	0	1	0												
Wiki Gonzalez, R OBP: 0.359, SLG: 0.516 (1,2)										4	0	1	0	0	0	2												
D'Angelo Jimenez, S OBP: 0.294, SLG: 0.313 (1,6)										4	0	0	0	0	1	2												
Woody Williams, R OBP: 0.200, SLG: 0.218 Trevor Hoffman, R (8,1)										3	0	0	0	0	1	0												
										0	0	0	0	0	0	0												
Inning Stats	R: 0 E: 0 K: 1 S: 8	H: 0 LOB: 0 BB: 0 P: 11	R: 0 E: 0 K: 2 S: 8	H: 0 LOB: 0 BB: 0 P: 11	R: 0 E: 0 K: 0 S: 6	H: 0 LOB: 0 BB: 0 P: 7	R: 4 E: 0 K: 0 S: 18	H: 4 LOB: 1 BB: 1 P: 29	R: 0 E: 0 K: 0 S: 8	H: 1 LOB: 0 BB: 0 P: 12	R: 1 E: 0 K: 2 S: 11	H: 1 LOB: 0 BB: 0 P: 14	R: 0 E: 0 K: 2 S: 7	H: 0 LOB: 0 BB: 0 P: 14	R: 1 E: 0 K: 0 S: 14	H: 3 LOB: 1 BB: 0 P: 24		1B: 5 2B: 1 3B: 0 HR: 3	SF: 0 SAC: 0 DP: 2 HBP: 0	WP: 0 PB: 0 SB: 0 CS: 0	PA: 35							
PITCHER	IP	WLS	BF	H	R	ER	SO	BB	IBB	HBP	BLK	WP	HR	S	P	ERA	WHIP											
Allen Levrault, R ERA: 5.08 (1,1)	5.0	L	20	4	4	4	3	1	0	0	0	0	0	1	48	70	7.20	1.000										
Mac Suzuki, R ERA: 8.2 (6,1)	2.1		8	2	1	1	4	0	0	0	0	0	0	1	23	32	3.86	0.857										
Lance Painter, L ERA: 6.86 (8,1)	0.2		2	0	0	0	1	0	0	0	0	0	0	4	8	0.00	0.000											
Curt Leskanic, R ERA: 3.42 (9,1)	1.0		5	3	1	1	0	0	0	0	0	0	1	14	24	9.00	3.000											

Batter	1	2	3	4	5	6	7	8	9	AB	R	H	RBI	BB	SO	LOB	BOTTOM										
Ronnie Belliard, R OBP: 0.348, SLG: 0.471 (1,4)										4	1	2	1	0	0	0	San Diego Padres @ Milwaukee Brewers Miller Park, Milwaukee, WI Sat Jul 28 2001, 6:05 PM CDT Att: 42,096 - Overcast - 78 F										
Mark Loretta, R OBP: 0.338, SLG: 0.321 (1,5)										4	0	2	0	0	0	1											
Geoff Jenkins, L OBP: 0.340, SLG: 0.465 (1,7)										3	0	0	1	0	0	1											
Richie Sexson, R OBP: 0.312, SLG: 0.488 (1,3)										4	0	0	0	0	0	0											
Jeremy Burnitz, L OBP: 0.351, SLG: 0.507 (1,9)										4	0	0	0	0	1	0											
Devon White, S OBP: 0.345, SLG: 0.479 (1,8)										2	0	1	0	1	1	0											
José Hernández, R OBP: 0.295, SLG: 0.450 (1,6)										3	0	0	0	0	1	2											
Henry Blanco, R OBP: 0.291, SLG: 0.340 Curt Leskanic, R (9,1)										3	1	1	0	0	1	2											
										0	0	0	0	0	0	0											
Inning Stats	R: 1 E: 0 K: 0 S: 9	H: 1 LOB: 0 BB: 0 P: 15	R: 0 E: 0 K: 1 S: 12	H: 0 LOB: 1 BB: 1 P: 22	R: 0 E: 0 K: 0 S: 10	H: 0 LOB: 0 BB: 0 P: 12	R: 0 E: 0 K: 0 S: 5	H: 0 LOB: 0 BB: 0 P: 5	R: 0 E: 0 K: 0 S: 6	H: 1 LOB: 0 BB: 0 P: 8	R: 0 E: 0 K: 1 S: 7	H: 0 LOB: 0 BB: 0 P: 8	R: 1 E: 0 K: 2 S: 15	H: 3 LOB: 2 BB: 0 P: 24	R: 0 E: 0 K: 1 S: 7	H: 0 LOB: 0 BB: 0 P: 9		1B: 4 2B: 1 3B: 1 HR: 0	SF: 1 SAC: 0 DP: 1 HBP: 0	WP: 0 PB: 0 SB: 1 CS: 0	PA: 32						
PITCHER	IP	WLS	BF	H	R	ER	SO	BB	IBB	HBP	BLK	WP	HR	S	P	ERA	WHIP										
Woody Williams, R ERA: 4.97 (1,1)	7.2	W	28	5	2	2	4	1	0	0	0	0	0	69	102	2.35	0.783										
Trevor Hoffman, R ERA: 3.65 (8,1)	1.1	S	4	1	0	0	1	0	0	0	0	0	0	8	10	0.00	0.750										

Batter	1	2	3	4	5	6	7	8	9	AB	R	H	RBI	BB	SO	LOB	TOP					
Rickey Henderson, R OBP: 0.357, SLG: 0.328 Rudy Seanez, R Chuck McElroy, L D'Angelo Jimenez, S OBP: 0.291, SLG: 0.309	G6-3		F7	F8		2B	1B		K	5	1	2	2	0	0	1						
Mark Kotsay, L OBP: 0.376, SLG: 0.452 Mike Darr, L OBP: 0.364, SLG: 0.319	L4		1B		K	2B	F7			4	1	2	2	0	1	0						
Ryan Klesko, L OBP: 0.401, SLG: 0.545	HR		F7		F7	2B	F9			4	2	1	1	1	0	3						
Phil Nevin, R OBP: 0.405, SLG: 0.626	G6-3			FC3-6 1B	F8	2B		G3-1 1B		4	1	2	0	1	0	0						
Bubba Trammell, R OBP: 0.343, SLG: 0.488	HR			FC3-6 1B			F9			4	2	3	3	1	0	1						
Ben Davis, S OBP: 0.376, SLG: 0.384	K			FC3-6 HBP 2B				G3-1		4	2	1	0	1	1	3						
Damian Jackson, R OBP: 0.334, SLG: 0.370				2B E HBP				G1-3		4	1	1	0	0	1	6						
Alex Arias, R OBP: 0.317, SLG: 0.343	G5-3			E7		1B 2B IBB	F3	G6-3		4	1	1	2	1	0	1						
Kevin Jarvis, L OBP: 0.310, SLG: 0.390 Rodney Myers, R Tony Gwynn, L Emil Brown, R Dave Magadan, L Wascar Serrano, R			P6	F7		SF8	WP 1B 2B	F7		2	0	0	1	0	0	1						
Inning Stats	R: 1 E: 0 K: 0 S: 8	H: 1 LOB: 0 BB: 0 P: 14	R: 1 E: 0 K: 1 S: 9	H: 2 LOB: 0 BB: 0 P: 17	R: 0 E: 0 K: 0 S: 9	H: 1 LOB: 1 BB: 0 P: 14	R: 3 E: 1 K: 0 S: 12	H: 3 LOB: 1 BB: 0 P: 17	R: 0 E: 0 K: 1 S: 9	H: 0 LOB: 0 BB: 0 P: 13	R: 6 E: 0 K: 1 S: 18	H: 4 LOB: 3 BB: 5 P: 45	R: 1 E: 0 K: 0 S: 13	H: 2 LOB: 1 BB: 0 P: 20	R: 0 E: 0 K: 0 S: 7	H: 1 LOB: 1 BB: 0 P: 9	R: 0 E: 0 K: 1 S: 8	H: 0 LOB: 0 BB: 0 P: 14	1B: 8 2B: 4 3B: 0 HR: 2	SF: 1 SAC: 0 DP: 0 HBP: 1	WP: 1 PB: 0 SB: 0 CS: 0	PA: 46
PITCHER	IP	WLS	BF	H	R	ER	SO	BB	IBB	HBP	BLK	WP	HR	S	P	ERA	WHIP					
Jamey Wright, R ERA: 4.13	5.2	L	28	9	9	9	2	1	1	2	0	0	0	9	23	14.29	1.765					
Chad Fox, R ERA: 2.41	0.1		6	2	2	2	1	1	2	0	0	0	0	9	23	54.00	9.000					
47 Mike Buddie, R ERA: 0.87	0.1		3	2	1	1	0	0	0	0	0	1	0	8	12	27.00	6.000					
Ray King, L ERA: 3.6	0.2		2	0	0	0	0	0	0	0	0	0	0	5	8	0.00	0.000					
Mike DeJean, R ERA: 2.09	1.0		4	1	0	0	0	0	0	0	0	0	0	7	9	0.00	1.000					

San Diego Padres @ Milwaukee Brewers
Miller Park, Milwaukee, WI
Sun Jul 29 2001, 1:05 PM CDT
Att: 42,189 - Cloudy - 79 F

AB 39
R 12
H 14
RBI 11
BB 5
SO 4
LOB 18



Batter	1	2	3	4	5	6	7	8	9	AB	R	H	RBI	BB	SO	LOB	BOTTOM					
Ronnie Belliard, R OBP: 0.352, SLG: 0.476	1B 2B		G5-3		1B					3	0	2	0	1	0	0						
Mark Loretta, R OBP: 0.345, SLG: 0.333 Mike DeJean, R David Weathers, R				HR	1B		K			4	1	3	1	0	1	1						
Devon White, S OBP: 0.339, SLG: 0.471 James Mouton, R OBP: 0.324, SLG: 0.348			F8	F7	K		K			4	0	0	0	0	2	6						
Richie Sexson, R OBP: 0.314, SLG: 0.504	G5-4-3			HR		HR		F9		4	2	2	3	0	0	2						
Jeromy Burnitz, L OBP: 0.350, SLG: 0.504		P6		P4		F9 1B G4-3-6		G3-1		4	1	1	0	0	0	0						
Raul Casanova, S OBP: 0.314, SLG: 0.474		P6		G3		1B		K		4	0	1	0	0	1	0						
Angel Echevarria, R OBP: 0.294, SLG: 0.394			P6		K	F9			F8	4	0	0	0	0	1	2						
Luis Lopez, S OBP: 0.255, SLG: 0.263			G3-1		F8	G4-3-6			G3	4	0	0	0	0	0	1						
Jamey Wright, R Chad Fox, R 47 Mike Buddie, R Ray King, L Mike Coolbaugh, R		G6-3			1B 1B				K	2	1	1	0	0	0	0						
Inning Stats	R: 0 E: 0 K: 0 S: 6	H: 2 LOB: 1 BB: 0 P: 9	R: 0 E: 0 K: 0 S: 9	H: 0 LOB: 0 BB: 0 P: 12	R: 0 E: 0 K: 0 S: 7	H: 0 LOB: 0 BB: 0 P: 10	R: 2 E: 0 K: 0 S: 14	H: 2 LOB: 0 BB: 0 P: 24	R: 1 E: 0 K: 2 S: 17	H: 3 LOB: 2 BB: 0 P: 22	R: 2 E: 0 K: 0 S: 11	H: 3 LOB: 0 BB: 0 P: 19	R: 0 E: 0 K: 3 S: 9	H: 0 LOB: 1 BB: 1 P: 19	R: 0 E: 0 K: 1 S: 7	H: 0 LOB: 0 BB: 0 P: 9	R: 0 E: 0 K: 1 S: 7	H: 0 LOB: 0 BB: 0 P: 12	1B: 6 2B: 2 3B: 0 HR: 2	SF: 0 SAC: 0 DP: 2 HBP: 0	WP: 0 PB: 0 SB: 0 CS: 0	PA: 36
PITCHER	IP	WLS	BF	H	R	ER	SO	BB	IBB	HBP	BLK	WP	HR	S	P	ERA	WHIP					
Kevin Jarvis, R ERA: 5.21	5.0	W	24	10	5	5	2	0	0	0	0	0	0	5	8	9.00	2.000					
Rodney Myers, R ERA: 5.02	1.0		2	0	0	0	0	0	0	0	0	0	0	5	8	0.00	0.000					
Rudy Seanez, R ERA: 1.93	1.0		4	0	0	0	3	1	0	0	0	0	0	9	19	0.00	1.000					
Chuck McElroy, L ERA: 5.07	1.0		3	0	0	0	1	0	0	0	0	0	0	7	9	0.00	0.000					
Wascar Serrano, R ERA: 5.18	1.0		3	0	0	0	1	0	0	0	0	0	0	7	12	0.00	0.000					

San Diego Padres @ Milwaukee Brewers
Miller Park, Milwaukee, WI
Sun Jul 29 2001, 1:05 PM CDT
Att: 42,189 - Cloudy - 79 F

AB 35
R 5
H 10
RBI 4
BB 1
SO 7
LOB 12



Batter	1	2	3	4	5	6	7	8	9	AB	R	H	RBI	BB	SO	LOB	TOP			
Eric Young Sr., R OBP: 0.330, SLG: 0.398	2-1 E 1B	0-2 F9			4-0 S BB		2-1 G5-3		1-1 G4-3	4	1	1	0	1	0	2	Chicago Cubs @ San Diego Padres Qualcomm Stadium, San Diego, CA Tue Jul 31 2001, 10:05 PM EDT Att: 25,358 - Sunny - 72 F			
Delino DeShields, L OBP: 0.338, SLG: 0.343	0-1 E 1B	2-2 G4-3			1-3 K		2-2 F8		1-0 K	3	1	1	0	0	1	3				
Jeff Fassero, L OBP: 0.338, SLG: 0.343	0-1 E 1B	2-2 G4-3			1-3 K		2-2 F8		1-0 K	0	0	0	0	0	0	0				
David Weathers, R OBP: 0.338, SLG: 0.343	0-1 E 1B	2-2 G4-3			1-3 K		2-2 F8		1-0 K	0	0	0	0	0	0	0				
Miguel Cairo, R OBP: 0.372, SLG: 0.383	1-2 E 1B				1-1 F8		1-2 K		2-2 G6-3	5	1	1	0	0	1	4				
Sammy Sosa, R OBP: 0.420, SLG: 0.671	0-3 K		3-2 G5-3		1-1 F8		1-2 K		2-2 G6-3	5	1	1	0	0	1	4				
Fred McGriff, L OBP: 0.392, SLG: 0.537	3-2 E1 1B		1-0 CS 1B		2-2 E3 1B		1-1 K		1-2 K	4	1	3	1	0	0	0				
Ron Coomer, R OBP: 0.321, SLG: 0.409	1-2 G6-4-3		0-1 F8		0-0 G6-4-3		0-0 K		0-0 K	4	0	1	2	0	0	3				
Kyle Farnsworth, R OBP: 0.325, SLG: 0.372	1-2 G6-4-3		0-1 F8		0-0 G6-4-3		0-0 K		0-0 K	0	0	0	0	0	0	0				
Todd Van Poppel, R OBP: 0.250, SLG: 0.250	1-2 G6-4-3		0-1 F8		0-0 G6-4-3		0-0 K		0-0 K	0	0	0	0	0	0	0				
Michael Tucker, L OBP: 0.317, SLG: 0.410		2-2 1B 2B		2-2 G4-3		1-1 K		1-3 K	4	2	2	1	0	1	1					
Ricky Gutierrez, R OBP: 0.344, SLG: 0.416		1-0 FC1-5 1B		2-2 G5-3		0-0 F8		0-3 K	4	0	1	0	0	1	1					
Joe Girardi, R OBP: 0.275, SLG: 0.308		1-1 FC1-5 1B		0-1 G4-3		0-0 F8		1-1 K	4	1	2	2	0	0	0					
Jon Lieber, L OBP: 0.149, SLG: 0.133		2-1 FC1-5		0-0 G4-3		1-3 K		2-1 P4	2	0	0	0	0	0	2					
Gary Matthews, S OBP: 0.325, SLG: 0.372		1-2 FC1-5		0-0 G4-3		1-3 K		2-1 P4	2	0	0	0	0	1	0					
Inning Stats	R: 2 E: 2 K: 1 S: 16	H: 3 LOB: 0 BB: 0 P: 22	R: 1 E: 0 K: 0 S: 14	H: 3 LOB: 2 BB: 0 P: 22	R: 0 E: 0 K: 0 S: 11	H: 1 LOB: 0 BB: 0 P: 15	R: 0 E: 0 K: 0 S: 8	H: 0 LOB: 0 BB: 0 P: 12	R: 0 E: 0 K: 1 S: 9	H: 0 LOB: 1 BB: 1 P: 15	R: 0 E: 0 K: 1 S: 7	H: 0 LOB: 0 BB: 0 P: 10	R: 2 E: 0 K: 2 S: 18	H: 3 LOB: 1 BB: 0 P: 23	R: 1 E: 0 K: 0 S: 10	H: 2 LOB: 1 BB: 0 P: 17	1B: 9 2B: 2 3B: 0 HR: 2	SF: 0 SAC: 0 DP: 2 HBP: 0	WP: 0 PA: 39	
PITCHER	IP	WLS	BF	H	R	ER	SO	BB	IBB	HBP	BLK	WP	HR	S	P	ERA	WHIP			
Brian Lawrence, R ERA: 3.5	6.0	L	25	8	4	2	2	1	0	0	0	0	1	66	97	3.00	1.500			
Rodney Myers, R ERA: 5.09	1.1		5	1	1	1	1	0	0	0	0	0	0	16	22	6.75	0.750			
Jose Nunez, L ERA: 6.57	0.2		4	2	1	1	2	0	0	0	0	0	0	9	11	13.50	3.000			
Wascar Serrano, R ERA: 5.28	1.0		5	2	1	1	0	0	0	0	0	0	1	10	17	9.00	2.000			


AB	38
R	7
H	13
RBI	6
BB	1
SO	5
LOB	16




Batter	1	2	3	4	5	6	7	8	9	AB	R	H	RBI	BB	SO	LOB	BOTTOM			
Damian Jackson, R OBP: 0.332, SLG: 0.365	0-2 F7		4-2 1B SF7		0-3 K		1-3 K		3-0 G4-3	4	1	0	0	1	2	2	Chicago Cubs @ San Diego Padres Qualcomm Stadium, San Diego, CA Tue Jul 31 2001, 10:05 PM EDT Att: 25,358 - Sunny - 72 F			
Mark Kotsay, L OBP: 0.376, SLG: 0.450	0-2 G5-3		3-1 1B 1B		0-1 F8		4-1 WP BB		2-3 K	4	1	1	0	1	1	1				
Ryan Klesko, L OBP: 0.403, SLG: 0.546	2-2 BB 1B		0-0 SF7		2-2 G4-3 F8 1B		1-1 F7		4-1 BB	3	0	2	1	1	0	1				
Phil Nevin, R OBP: 0.405, SLG: 0.622	4-2 BB		1-0 1B SF7		2-1 F8		2-2 L4		2-2 F9	4	1	1	0	1	0	3				
Mike Darr, L OBP: 0.366, SLG: 0.319	0-3 K		1-0 1B		1-1 G4-3		4-2 BB			3	0	1	1	1	1	3				
Bubba Trammell, R OBP: 0.339, SLG: 0.483		3-3 K		0-0 SF7		1-0 G1-3		1-0 F7		3	0	0	1	0	1	3				
Ben Davis, S OBP: 0.372, SLG: 0.379		0-0 G4-3		3-3 F9		2-3 K		2-2 G6-3	4	0	0	0	0	1	1					
D'Angelo Jimenez, S OBP: 0.307, SLG: 0.330		4-2 BB		0-1 SH3-4 1B		2-2 G3 2B		0-1 G6-3	3	0	2	0	1	0	0					
Brian Lawrence, R ERA: 3.46	6.0	W	28	7	3	3	3	3	0	0	0	0	2	0	0	0				
Jeff Fassero, L ERA: 2.34	0.2	H	4	0	0	0	0	0	2	0	0	0	0	1	0	9		20	0.00	3.000
David Weathers, R ERA: 2.02	0.1	H	1	0	0	0	0	0	0	0	0	0	0	0	1	2	0.00	0.000		
Kyle Farnsworth, R ERA: 2.94	1.0	H	3	0	0	0	0	0	0	0	0	0	0	8	10	0.00	0.000			
Todd Van Poppel, R ERA: 2.98	1.0		4	0	0	0	1	1	0	0	0	0	0	9	20	0.00	1.000			
Inning Stats	R: 0 E: 0 K: 1 S: 15	H: 1 LOB: 2 BB: 1 P: 21	R: 0 E: 0 K: 1 S: 12	H: 0 LOB: 1 BB: 1 P: 19	R: 3 E: 0 K: 0 S: 9	H: 3 LOB: 1 BB: 1 P: 19	R: 0 E: 0 K: 1 S: 8	H: 1 LOB: 1 BB: 0 P: 8	R: 0 E: 0 K: 2 S: 14	H: 1 LOB: 1 BB: 0 P: 20	R: 0 E: 0 K: 0 S: 10	H: 0 LOB: 2 BB: 2 P: 22	R: 0 E: 0 K: 0 S: 8	H: 0 LOB: 0 BB: 0 P: 10	R: 0 E: 0 K: 1 S: 9	H: 0 LOB: 1 BB: 1 P: 20	1B: 6 2B: 1 3B: 0 HR: 0	SF: 2 SAC: 1 DP: 0 HBP: 0	WP: 1 PA: 40	
PITCHER	IP	WLS	BF	H	R	ER	SO	BB	IBB	HBP	BLK	WP	HR	S	P	ERA	WHIP			
Jon Lieber, R ERA: 3.46	6.0		28	7	3	3	3	3	0	0	0	0	2	0	0	9	20	0.00	3.000	
Jeff Fassero, L ERA: 2.34	0.2		4	0	0	0	0	0	2	0	0	0	0	1	0	9	20	0.00	3.000	
David Weathers, R ERA: 2.02	0.1		1	0	0	0	0	0	0	0	0	0	0	0	1	2	0.00	0.000		
Kyle Farnsworth, R ERA: 2.94	1.0		3	0	0	0	0	0	0	0	0	0	0	8	10	0.00	0.000			
Todd Van Poppel, R ERA: 2.98	1.0		4	0	0	0	1	1	0	0	0	0	0	9	20	0.00	1.000			

AB	31
R	3
H	7
RBI	3
BB	6
SO	6
LOB	16



Batter	1	2	3	4	5	6	7	8	9	AB	R	H	RBI	BB	SO	LOB	TOP										
Eric Young Sr., R OBP: 0.331, SLG: 0.398 (1, 4)	F7						L9		G6-3	5	0	2	0	0	0	0	Chicago Cubs @ San Diego Padres Qualcomm Stadium, San Diego, CA Wed Aug 01 2001, 10:05 PM EDT Att: 24,115 - Sunny - 70 F AB 36 R 3 H 9 RBI 3 BB 1 SO 7 LOB 11 										
Michael Tucker, L OBP: 0.311, SLG: 0.402 (1, 8) (6, 7)	F9	G3-1		P4			E3		G4-3	5	0	0	0	0	0	4											
Sammy Sosa, R OBP: 0.421, SLG: 0.668 (1, 9)										3	0	1	0	1	1	0											
Fred McGriff, L OBP: 0.388, SLG: 0.531 (1, 3)										4	0	0	0	0	3	3											
Matt Stairs, L OBP: 0.371, SLG: 0.453 Gary Matthews, S OBP: 0.324, SLG: 0.371 (1, 7) (6, 8)										3	1	1	1	0	1	0											
Ron Coomer, R OBP: 0.320, SLG: 0.410 (1, 5)										4	1	1	0	0	0	0											
Todd Hundley, S OBP: 0.261, SLG: 0.315 (1, 2)										4	1	2	2	0	0	0											
Ricky Gutierrez, R OBP: 0.343, SLG: 0.414 (1, 6)										4	0	1	0	0	1	1											
Kevin Tapani, R OBP: 0.265, SLG: 0.242 Felix Heredia, L (7, 1) David Weathers, R (7, 1) Delino DeShields, L OBP: 0.327, SLG: 0.341 (9, PH)										2	0	1	0	0	0	1											
Inning Stats	R: 0 E: 0 K: 1 S: 10	H: 1 LOB: 1 BB: 0 P: 17	R: 2 E: 0 K: 2 S: 13	H: 4 LOB: 2 BB: 0 P: 17	R: 1 E: 0 K: 1 S: 6	H: 1 LOB: 0 BB: 0 P: 9	R: 0 E: 0 K: 0 S: 11	H: 2 LOB: 2 BB: 0 P: 15	R: 0 E: 0 K: 2 S: 9	H: 0 LOB: 0 BB: 0 P: 15	R: 0 E: 0 K: 0 S: 7	H: 1 LOB: 1 BB: 0 P: 9	R: 0 E: 1 K: 0 S: 11	H: 0 LOB: 2 BB: 1 P: 19	R: 0 E: 0 K: 0 S: 6	H: 0 LOB: 0 BB: 0 P: 9	R: 0 E: 0 K: 1 S: 9	H: 0 LOB: 0 BB: 0 P: 13	1B: 6 2B: 1 3B: 0 HR: 2	SF: 0 SAC: 1 DP: 0 HBP: 0	WP: 0 PB: 0 SB: 0 CS: 0	PA: 38					
PITCHER	IP	WLS	BF	H	R	ER	SO	BB	IBB	HBP	BLK	WP	HR	S	P	ERA	WHIP										
Bobby Jones, R ERA: 4.29 (1, 1)	7.0	W	32	9	3	3	6	1	0	0	0	0	2	67	101	3.86	1.429										
Rudy Seanez, R ERA: 1.8 (8, 1)	1.0	H	3	0	0	0	0	0	0	0	0	0	0	6	9	0.00	0.000										
Trevor Hoffman, R ERA: 3.55 (9, 1)	1.0	S	3	0	0	0	1	0	0	0	0	0	0	9	13	0.00	0.000										

Batter	1	2	3	4	5	6	7	8	9	AB	R	H	RBI	BB	SO	LOB	BOTTOM										
Rickey Henderson, R OBP: 0.353, SLG: 0.323 Rudy Seanez, R (8, 1) Trevor Hoffman, R (9, 1)	G6-3						E4			4	0	0	0	0	1	0	Chicago Cubs @ San Diego Padres Qualcomm Stadium, San Diego, CA Wed Aug 01 2001, 10:05 PM EDT Att: 24,115 - Sunny - 70 F AB 31 R 4 H 7 RBI 2 BB 2 SO 5 LOB 12 										
Mark Kotsay, L OBP: 0.377, SLG: 0.453 (1, 8)										4	1	2	0	0	2												
Ryan Klesko, L OBP: 0.402, SLG: 0.543 (1, 3)										4	0	1	1	0	1	1											
Phil Nevin, R OBP: 0.408, SLG: 0.621 (1, 5)										2	0	1	0	2	0	0											
Mike Darr, L OBP: 0.361, SLG: 0.314 (1, 9)										4	0	0	0	0	1	5											
Ben Davis, S OBP: 0.370, SLG: 0.377 (1, 2)										4	1	1	0	0	1	1											
Alex Arias, R OBP: 0.143, SLG: 0.343 Damian Jackson, R OBP: 0.332, SLG: 0.365 (1, 4) (8, 4)										3	0	1	0	0	0	1											
D'Angelo Jimenez, S OBP: 0.299, SLG: 0.320 (1, 6)										3	1	0	0	0	2												
Bobby Jones, R OBP: 0.143, SLG: 0.171 Tony Gwynn, L OBP: 0.417, SLG: 0.507 Emil Brown, R OBP: 0.284, SLG: 0.299 (1, 1) (7, PH) (7, PR) (8, 7)										2	0	0	0	0	1	0											
Inning Stats	R: 0 E: 0 K: 1 S: 9	H: 1 LOB: 2 BB: 1 P: 18	R: 0 E: 0 K: 0 S: 6	H: 0 LOB: 0 BB: 0 P: 9	R: 1 E: 0 K: 2 S: 15	H: 3 LOB: 2 BB: 0 P: 23	R: 0 E: 0 K: 1 S: 7	H: 1 LOB: 0 BB: 0 P: 12	R: 0 E: 0 K: 0 S: 10	H: 0 LOB: 0 BB: 0 P: 15	R: 0 E: 0 K: 0 S: 14	H: 2 LOB: 1 BB: 0 P: 23	R: 0 E: 0 K: 1 S: 8	H: 0 LOB: 1 BB: 1 P: 17	1B: 5 2B: 2 3B: 0 HR: 0	SF: 0 SAC: 0 DP: 2 HBP: 0	WP: 0 PB: 0 SB: 1 CS: 0	PA: 33									
PITCHER	IP	WLS	BF	H	R	ER	SO	BB	IBB	HBP	BLK	WP	HR	S	P	ERA	WHIP										
Kevin Tapani, R ERA: 4.0 (1, 1)	6.1	L	26	6	3	1	4	1	0	0	0	0	0	61	100	1.42	1.105										
Felix Heredia, L ERA: 4.5 (7, 1)	0.0	L	1	1	0	0	0	0	0	0	0	0	0	3	4	∞	∞										
David Weathers, R ERA: 1.96 (7, 1)	1.2	B	6	0	1	0	1	1	0	0	0	0	0	12	23	0.00	0.600										

Batter	1	2	3	4	5	6	7	8	9	AB	R	H	RBI	BB	SO	LOB	TOP										
Eric Young Sr. R OBP: 0.328, SLG: 0.394	G3		G5-3			G4-3		F9		4	0	0	0	0	0	0	Chicago Cubs @ San Diego Padres Qualcomm Stadium, San Diego, CA Thu Aug 02 2001, 5:05 PM EDT Att: 25,043 - Sunny - 75 F										
Delino DeShields, L OBP: 0.329, SLG: 0.341 Gary Matthews, S OBP: 0.324, SLG: 0.371	G4-3		FC5-6 1B			HR BB		L8		3	1	1	0	1	0	0											
Sammy Sosa, R OBP: 0.417, SLG: 0.661	F9		K			F9		E5 1B		4	1	0	0	0	1	2											
Fred McGriff, L OBP: 0.392, SLG: 0.541		SH1-4 1B BB	FC5-6			HR				3	1	2	3	1	0	1											
Michael Tucker, L OBP: 0.314, SLG: 0.404		SH1-4 1B		CS 1B		G3-1		K		4	0	2	0	0	1	1											
Ricky Gutierrez, R OBP: 0.340, SLG: 0.411	SH1-4			F8		G1-3		G4-3		3	0	0	0	0	0	1											
Ron Coomer, R OBP: 0.319, SLG: 0.406				G5-3			K	F8		3	0	0	0	1	1	0											
Robert Machado, R OBP: 0.295, SLG: 0.411 Matt Stairs, L OBP: 0.373, SLG: 0.453 Miguel Cairo, R OBP: 0.372, SLG: 0.383	F9				G6-3		G5-3		4-2 BB	3	0	0	0	0	0	3											
Jason Bere, R OBP: 0.238, SLG: 0.286 Jeff Fassero, L OBP: 0.372, SLG: 0.383	K				G6-3		G6-3		2-3 K	3	0	0	0	0	1	3											
Todd Hundley, S OBP: 0.260, SLG: 0.313										1	0	0	0	0	1	1											
Inning Stats	R: 0 E: 0 K: 0 S: 6	H: 0 LOB: 0 BB: 0 P: 10	R: 0 E: 0 K: 1 S: 9	H: 1 LOB: 3 BB: 2 P: 19	R: 0 E: 0 K: 1 S: 11	H: 1 LOB: 1 BB: 0 P: 17	R: 0 E: 0 K: 0 S: 6	H: 1 LOB: 0 BB: 0 P: 11	R: 0 E: 0 K: 0 S: 9	H: 0 LOB: 0 BB: 0 P: 13	R: 2 E: 0 K: 0 S: 12	H: 1 LOB: 0 BB: 1 P: 24	R: 0 E: 0 K: 1 S: 7	H: 0 LOB: 0 BB: 0 P: 11	R: 1 E: 1 K: 1 S: 12	H: 1 LOB: 1 BB: 1 P: 14	R: 0 E: 0 K: 1 S: 9	H: 0 LOB: 1 BB: 1 P: 16	1B: 4 2B: 0 3B: 0 HR: 1	SF: 0 SAC: 1 DP: 0 HBP: 0	WP: 0 PB: 0 SB: 1 CS: 1	PA: 36					
PITCHER	IP	WLS	BF	H	R	ER	SO	BB	IBB	HBP	BLK	WP	HR	S	P	ERA	WHIP										
Junior Herndon, R ERA: 2.35	7.2		30	4	3	2	3	2	1	0	0	0	1	67	114	2.35	0.783										
Chuck McElroy, L ERA: 5.04	0.1	W	2	1	0	0	1	0	0	0	0	0	0	5	5	0.00	3.000										
Trevor Hoffman, R ERA: 3.46	1.0	S	4	0	0	0	1	1	0	0	0	0	0	9	16	0.00	1.000										

AB	31
R	3
H	5
RBI	3
BB	4
SO	5
LOB	12



Batter	1	2	3	4	5	6	7	8	9	AB	R	H	RBI	BB	SO	LOB	BOTTOM										
Rickey Henderson, R OBP: 0.348, SLG: 0.318 Emil Brown, R OBP: 0.294, SLG: 0.299	K		G5-3			L4		K		4	0	0	0	0	2	2	Chicago Cubs @ San Diego Padres Qualcomm Stadium, San Diego, CA Thu Aug 02 2001, 5:05 PM EDT Att: 25,043 - Sunny - 75 F										
Mark Kotsay, L OBP: 0.375, SLG: 0.452				K2-3		K		HR BB		3	1	1	0	1	2	0											
Ryan Klesko, L OBP: 0.403, SLG: 0.549	K			CS BB		G4-3		HR		3	1	1	4	1	1	1											
Phil Nevin, R OBP: 0.407, SLG: 0.616	K			FC5-4 BB			K	K		3	0	0	0	1	3	1											
Bubba Trammell, R OBP: 0.338, SLG: 0.480 Trevor Hoffman, R	G6-3			FC5-4				G4-3		4	0	1	0	0	0	1											
Wiki Gonzalez, R OBP: 0.349, SLG: 0.500	K				F8		P4			3	0	0	0	0	1	1											
Damian Jackson, R OBP: 0.329, SLG: 0.361	K				K		K			3	0	0	0	0	3	1											
D'Angelo Jimenez, S OBP: 0.308, SLG: 0.330			F7					BB 1B HR 1B		3	1	2	0	0	0	0											
Junior Herndon, R Chuck McElroy, L			K					BB 1B		2	0	0	0	0	2	1											
Alex Arias, R OBP: 0.323, SLG: 0.349 Mike Darr, L OBP: 0.361, SLG: 0.314			K					HR 1B		1	1	1	0	0	0	0											
Inning Stats	R: 0 E: 0 K: 3 S: 16	H: 1 LOB: 1 BB: 0 P: 20	R: 0 E: 0 K: 2 S: 10	H: 0 LOB: 0 BB: 0 P: 14	R: 0 E: 0 K: 1 S: 8	H: 0 LOB: 0 BB: 0 P: 15	R: 0 E: 0 K: 1 S: 5	H: 0 LOB: 1 BB: 2 P: 13	R: 0 E: 0 K: 2 S: 8	H: 1 LOB: 1 BB: 0 P: 12	R: 0 E: 0 K: 1 S: 7	H: 0 LOB: 0 BB: 0 P: 12	R: 0 E: 0 K: 2 S: 13	H: 1 LOB: 1 BB: 0 P: 16	R: 4 E: 0 K: 2 S: 17	H: 3 LOB: 0 BB: 1 P: 26	R: 0 E: 0 K: 2 S: 9	H: 0 LOB: 1 BB: 1 P: 16	1B: 5 2B: 0 3B: 0 HR: 1	SF: 0 SAC: 0 DP: 0 HBP: 0	WP: 0 PB: 0 SB: 0 CS: 1	PA: 32					
PITCHER	IP	WLS	BF	H	R	ER	SO	BB	IBB	HBP	BLK	WP	HR	S	P	ERA	WHIP										
Jason Bere, R ERA: 3.82	7.0		25	3	0	0	12	2	0	0	0	0	0	67	102	0.00	0.714										
Jeff Fassero, L ERA: 3.04	0.1	L	5	3	4	4	1	1	0	0	0	0	1	11	19	108.00	12.000										
Kyle Farnsworth, R ERA: 2.91	0.2		2	0	0	0	1	0	0	0	0	0	0	6	7	0.00	0.000										

AB	29
R	4
H	6
RBI	4
BB	3
SO	14
LOB	8



Batter	1	2	3	4	5	6	7	8	9	AB	R	H	RBI	BB	SO	LOB	TOP								
Todd Walker, L (1,4) OBP: 0.355, SLG: 0.488	F7	K				1B		G1-3		4	1	1	0	1	1	2	Cincinnati Reds @ San Diego Padres Qualcomm Stadium, San Diego, CA Fri Aug 03, 2001, 10:05 PM EDT Att: 27,769 - Sunny - 72 F								
Adam Dunn, L (1,9) OBP: 0.349, SLG: 0.370	L6		G6-3		K	K		P4		5	0	0	0	0	2	3									
Ken Griffey Jr., L (1,8) OBP: 0.372, SLG: 0.536	1B		K		1B	K			HR	4	1	2	1	1	2	1									
Sean Casey, L (1,3) OBP: 0.383, SLG: 0.492	P3		K		1B			G4-3		5	1	2	2	0	1	1									
Aaron Boone, R (1,5) OBP: 0.368, SLG: 0.522		1B			P4			E3		5	2	1	0	0	2	3									
Dmitri Young, S (1,7) OBP: 0.355, SLG: 0.491		E4			F8			G4-3		5	1	1	1	0	1	3									
Jason LaRue, R (1,2) OBP: 0.313, SLG: 0.440						HR				4	1	2	2	0	1	1									
Scott Sullivan, R (7,1)						HR				0	0	0	0	0	0	0									
Oswaldo Fernandez, R (8,1) OBP: 0.100, SLG: 0.053		1B				HR				0	0	0	0	0	0	0									
Pokey Reese, R (1,6) OBP: 0.290, SLG: 0.343		K			G5-3			K		4	1	1	1	0	2	2									
Jim Brower, R (1,1) OBP: 0.333, SLG: 0.375						HR				2	1	1	0	0	1	2									
Wilton Guerrero, S (6,PH) OBP: 0.316, SLG: 0.316		K				F8				1	0	0	0	0	0	0									
Chris Nichting, R (6,1)										0	0	0	0	0	0	0									
Hector Mercado, L (7,1)										0	0	0	0	0	0	0									
Kelly Stinnett, R (7,2) OBP: 0.329, SLG: 0.439					1B	1B		K2-3		1	0	0	0	0	1	0									
Inning Stats	R: 0 E: 0 K: 0 S: 15	H: 1 LOB: 1 BB: 0 P: 18	R: 1 E: 1 K: 3 S: 15	H: 2 LOB: 2 BB: 0 P: 23	R: 0 E: 0 K: 2 S: 10	H: 0 LOB: 0 BB: 0 P: 13	R: 0 E: 0 K: 1 S: 7	H: 0 LOB: 0 BB: 0 P: 11	R: 2 E: 0 K: 1 S: 10	H: 3 LOB: 2 BB: 1 P: 17	R: 3 E: 0 K: 2 S: 13	H: 3 LOB: 1 BB: 0 P: 23	R: 2 E: 1 K: 2 S: 15	H: 1 LOB: 0 BB: 0 P: 24	R: 0 E: 0 K: 1 S: 6	H: 0 LOB: 0 BB: 0 P: 9	R: 1 E: 0 K: 2 S: 9	H: 1 LOB: 0 BB: 0 P: 14	1B: 6 2B: 1 3B: 0 HR: 4	SF: 0 SAC: 0 DP: 0 HBP: 0	WP: 2 PB: 2 SB: 0 CS: 0	PA: 42			
PITCHER	IP	WLS	BF	H	R	ER	SO	BB	IBB	HBP	BLK	WP	HR	S	P	ERA	WHIP								
Kevin Jarvis, R (1,1) ERA: 5.4	5.1	L	28	9	6	6	7	2	0	0	0	0	3	64	96	10.12	2.062								
Wascar Serrano, R (6,1) ERA: 5.29	1.2		7	1	2	1	4	0	0	0	0	2	0	21	33	5.40	0.600								
Chuck McElroy, L (8,1) ERA: 5.02	2.0		7	1	1	1	3	0	0	0	0	0	1	15	23	4.50	0.500								

AB	40
R	9
H	11
RBI	7
BB	2
SO	14
LOB	18



Batter	1	2	3	4	5	6	7	8	9	AB	R	H	RBI	BB	SO	LOB	BOTTOM								
Damian Jackson, R (1,4) OBP: 0.330, SLG: 0.359	K		1B					K		4	0	1	0	1	2	1	Cincinnati Reds @ San Diego Padres Qualcomm Stadium, San Diego, CA Fri Aug 03, 2001, 10:05 PM EDT Att: 27,769 - Sunny - 72 F								
Mark Kotsay, L (1,8) OBP: 0.375, SLG: 0.448	P3		K					G6-3		3	0	0	0	2	1	2									
Ryan Klesko, L (1,3) OBP: 0.405, SLG: 0.546	K							F7		2	0	0	0	3	1	0									
Phil Nevin, R (1,5) OBP: 0.404, SLG: 0.610		1B			F9			L7		5	0	1	0	0	1	8									
Ray Lankford, L (1,7) OBP: 0.345, SLG: 0.506		1B								3	1	1	1	0	1	4									
Wascar Serrano, R (6,1) OBP: 0.111, SLG: 0.111		FC3-6								0	0	0	0	0	0	0									
Wiki Gonzalez, R (7,PH) OBP: 0.355, SLG: 0.500		1-2f								0	0	0	0	1	0	0									
Chuck McElroy, L (8,1)										0	0	0	0	0	0	0									
Bubba Trammell, R (1,9) OBP: 0.340, SLG: 0.482		G4-6-3						P4		3	1	1	0	1	1	3									
Ben Davis, S (1,2) OBP: 0.369, SLG: 0.376		G4-6-3			G1-6-3			G3		4	0	1	0	0	0	5									
D'Angelo Jimenez, S (1,6) OBP: 0.306, SLG: 0.327					G4-3			G3-1		4	0	1	0	0	0	1									
Kevin Jarvis, L (1,1) ERA: 3.71								G5-3		2	0	0	0	0	1	1									
Rickey Henderson, R (6,7) OBP: 0.346, SLG: 0.316					K					2	0	0	0	0	1	1									
Inning Stats	R: 0 E: 0 K: 2 S: 8	H: 0 LOB: 0 BB: 0 P: 15	R: 0 E: 0 K: 0 S: 6	H: 1 LOB: 1 BB: 1 P: 14	R: 0 E: 0 K: 2 S: 15	H: 2 LOB: 3 BB: 1 P: 24	R: 1 E: 0 K: 1 S: 7	H: 1 LOB: 0 BB: 0 P: 12	R: 0 E: 0 K: 2 S: 16	H: 0 LOB: 3 BB: 3 P: 32	R: 1 E: 1 K: 1 S: 14	H: 2 LOB: 1 BB: 0 P: 25	R: 0 E: 0 K: 0 S: 16	H: 0 LOB: 3 BB: 3 P: 30	R: 0 E: 0 K: 1 S: 8	H: 0 LOB: 0 BB: 0 P: 13	R: 0 E: 0 K: 0 S: 9	H: 0 LOB: 0 BB: 0 P: 13	1B: 4 2B: 1 3B: 0 HR: 1	SF: 0 SAC: 0 DP: 1 HBP: 0	WP: 0 PB: 1 SB: 0 CS: 0	PA: 40			
PITCHER	IP	WLS	BF	H	R	ER	SO	BB	IBB	HBP	BLK	WP	HR	S	P	ERA	WHIP								
Jim Brower, R (1,1) ERA: 3.77	5.0	W	23	4	1	1	7	5	0	0	0	0	0	14	25	0.00	2.000								
Chris Nichting, R (6,1) ERA: 3.77	1.0		5	2	1	0	1	0	0	0	0	0	0	14	25	0.00	2.000								
Hector Mercado, L (7,1) ERA: 3.98	0.1		4	0	0	0	0	3	0	0	0	0	0	14	27	0.00	9.000								
Scott Sullivan, R (7,1) ERA: 3.1	0.2		2	0	0	0	0	0	0	0	0	0	0	2	3	0.00	0.000								
Oswaldo Fernandez, R (8,1) ERA: 6.55	2.0		6	0	0	0	1	0	0	0	0	0	0	17	26	0.00	0.000								

AB	32
R	2
H	6
RBI	1
BB	8
SO	9
LOB	26



Batter	1	2	3	4	5	6	7	8	9	AB	R	H	RBI	BB	SO	LOB	TOP					
Todd Walker, L (1,4) OBP: 0.352, SLG: 0.483	G6-3		F8			G4-3		K		4	0	0	0	0	1	1	<p>Cincinnati Reds @ San Diego Padres Qualcomm Stadium, San Diego, CA</p> <p>Sat Aug 04 2001, 10:05 PM EDT Att: 52,520 - Sunny - 73 F</p> <p>livebaseballscores.com</p>					
Adam Dunn, L (1,9) OBP: 0.328, SLG: 0.345	G5-3		G4-3			K			G3-1	4	0	0	0	0	1	0						
Ken Griffey Jr., L (1,8) OBP: 0.370, SLG: 0.529	F8					G4-3			E4	4	0	1	0	0	0	0						
Sean Casey, L (1,3)									G5-4-3	4	0	2	0	0	0	1						
Aaron Boone, R (1,5) OBP: 0.365, SLG: 0.517										3	0	0	0	0	0	3						
Dmitri Young, S (1,7) OBP: 0.352, SLG: 0.487										3	0	0	0	0	1	3						
Jason LaRue, R (1,2) OBP: 0.313, SLG: 0.437										2	0	0	0	0	0	0						
Pokey Reese, R (1,6) OBP: 0.290, SLG: 0.342										3	0	1	0	0	1	2						
Chris Reitsma, R (1,1) OBP: 0.176, SLG: 0.097										2	0	0	0	0	2	0						
Ruben Rivera, R (8, PH) OBP: 0.313, SLG: 0.417										1	0	0	0	0	0	1						
Scott Sullivan, R (8, 1)										0	0	0	0	0	0	0						
Inning Stats	R: 0 E: 0 K: 0 S: 7	H: 0 LOB: 0 BB: 0 P: 9	R: 0 E: 0 K: 0 S: 6	H: 1 LOB: 2 BB: 0 P: 13	R: 0 E: 0 K: 1 S: 8	H: 0 LOB: 0 BB: 0 P: 14	R: 0 E: 0 K: 0 S: 6	H: 2 LOB: 1 BB: 0 P: 15	R: 0 E: 0 K: 2 S: 7	H: 0 LOB: 0 BB: 0 P: 10	R: 0 E: 0 K: 1 S: 9	H: 0 LOB: 0 BB: 0 P: 14	R: 0 E: 0 K: 1 S: 7	H: 0 LOB: 1 BB: 0 P: 10	R: 0 E: 0 K: 1 S: 7	H: 1 LOB: 0 BB: 0 P: 10	R: 0 E: 1 K: 0 S: 5	H: 0 LOB: 0 BB: 0 P: 8	1B: 3 2B: 1 3B: 0 HR: 0	SF: 0 SAC: 0 DP: 2 HBP: 1	WP: 0 PB: 0 SB: 0 CS: 0	PA: 31
PITCHER	IP WLS BF H R ER SO BB IBB HBP BLK WP HR S P ERA WHIP	IP WLS BF H R ER SO BB IBB HBP BLK WP HR S P ERA WHIP															IP WLS BF H R ER SO BB IBB HBP BLK WP HR S P ERA WHIP					
Brian Tolberg, R (1,1) ERA: 3.54	8.0 W 28 4 0 0 6 0 0 1 0 0 0 57 95 0.00 0.500	1.0 S 3 0 0 0 0 0 0 0 0 0 0 5 8 0.00 0.000																				
Trevor Hoffman, R (9,1) ERA: 3.35																						

Batter	1	2	3	4	5	6	7	8	9	AB	R	H	RBI	BB	SO	LOB	BOTTOM			
Damian Jackson, R (1,4) OBP: 0.329, SLG: 0.357	F9			G4-3		G4-3		K		4	1	1	0	0	1	0	<p>Cincinnati Reds @ San Diego Padres Qualcomm Stadium, San Diego, CA</p> <p>Sat Aug 04 2001, 10:05 PM EDT Att: 52,520 - Sunny - 73 F</p> <p>livebaseballscores.com</p>			
Mark Kotsay, L (1,8) OBP: 0.375, SLG: 0.443	F7			K		G4-3		G6-3		4	0	0	0	0	1	1				
Ryan Klesko, L (1,3) OBP: 0.401, SLG: 0.541	F9			G3		K2-3		F9		4	0	0	0	0	1	1				
Phil Nevin, R (1,5) OBP: 0.406, SLG: 0.619				G3						3	1	2	2	0	0	0				
Ray Lankford, L (1,7) OBP: 0.342, SLG: 0.500				L5						3	0	0	0	0	2	1				
Bubba Trammell, R (1,9) OBP: 0.340, SLG: 0.481										3	0	1	0	0	0	0				
Mike Darr, L (8,9) OBP: 0.361, SLG: 0.314										0	0	0	0	0	0	0				
Ben Davis, S (1,2) OBP: 0.369, SLG: 0.375										3	0	1	0	0	0	1				
D'Angelo Jimenez, S (1,6) OBP: 0.315, SLG: 0.330										2	0	1	0	1	0	1				
Brian Tolberg, R (1,1) OBP: 0.111, SLG: 0.111										3	0	0	0	0	0	3				
Trevor Hoffman, R (9,1)										0	0	0	0	0	0	0				
Inning Stats	R: 0 E: 0 K: 0 S: 7	H: 0 LOB: 0 BB: 0 P: 9	R: 0 E: 0 K: 0 S: 6	H: 0 LOB: 0 BB: 0 P: 11	R: 0 E: 0 K: 0 S: 5	H: 1 LOB: 0 BB: 0 P: 8	R: 0 E: 0 K: 1 S: 8	H: 0 LOB: 0 BB: 0 P: 13	R: 1 E: 0 K: 1 S: 11	H: 2 LOB: 2 BB: 1 P: 19	R: 1 E: 0 K: 2 S: 13	H: 2 LOB: 1 BB: 0 P: 18	R: 0 E: 0 K: 0 S: 7	H: 1 LOB: 1 BB: 0 P: 12	R: 0 E: 0 K: 1 S: 6	H: 0 LOB: 0 BB: 0 P: 9	1B: 5 2B: 0 3B: 0 HR: 1	SF: 0 SAC: 0 DP: 1 HBP: 0	WP: 0 PB: 0 SB: 0 CS: 0	PA: 30
PITCHER	IP WLS BF H R ER SO BB IBB HBP BLK WP HR S P ERA WHIP	IP WLS BF H R ER SO BB IBB HBP BLK WP HR S P ERA WHIP															IP WLS BF H R ER SO BB IBB HBP BLK WP HR S P ERA WHIP			
Chris Reitsma, R (1,1) ERA: 4.57	7.0 L 27 6 2 2 4 1 0 0 0 0 1 57 90 2.57 1.000	1.0 3 0 0 0 1 0 0 0 0 0 0 6 9 0.00 0.000																		
Scott Sullivan, R (8,1) ERA: 3.05																				

AB	30
R	0
H	4
RBI	0
BB	0
SO	6
LOB	11



Batter	1	2	3	4	5	6	7	8	9	AB	R	H	RBI	BB	SO	LOB	TOP										
Damian Jackson, R (1, 4) OBP: 0.330, SLG: 0.363	1-2 HR	1-1 P3			3-2 G3-1		2-2 L1-6			4	1	1	1	0	0	4	San Diego Padres @ Philadelphia Phillies Veterans Stadium, Philadelphia, PA Wed Aug 08 2001, 7:05 PM EDT Att: 24,202 - Sunny - 99 F livebaseballscorecards.com										
Mark Kotsay, L (1, 8) OBP: 0.372, SLG: 0.445	2-2 G6-3		2-2 G4-3			1-0 L8		2-0 F7		4	0	0	0	0	0	0											
Ryan Klesko, L (1, 3) OBP: 0.397, SLG: 0.534	1-0 G3-1		0-0 G6-3			3-2 F7		0-0 G3		4	0	0	0	0	0	0											
Phil Nevin, R (1, 5) OBP: 0.403, SLG: 0.621	0-1 2B		3-2 F8			2-2 G5-3		1-3 K		4	0	1	0	0	1	0											
Ray Lankford, L (1, 7) OBP: 0.340, SLG: 0.488	2-3 K			2-2 G3			3-3 K		1-0 1B	4	0	1	0	0	2	1											
Bubba Trammell, R (1, 9) OBP: 0.343, SLG: 0.476		1-2 FC4-6 1B		2-1 G6-3			4-2 1B BB		0-3 K	3	1	1	0	1	1	1											
Ben Davis, S (1, 2) OBP: 0.370, SLG: 0.375		0-1 FC4-6 1B 1-2f		3-2 G3			0-1 1B E 1-2		0-1 F7	4	1	1	0	0	0	2											
D'Angelo Jimenez, S (1, 6) OBP: 0.324, SLG: 0.333		1-1 1B			0-1 G1-3		2-2 E9 L1-6 1-2 2H		1-2 F7	4	0	2	1	0	0	1											
Junior Herndon, R (1, 1) Tony Gwynn, L (7, PH) Jose Nunez, L (7, 1) David Lundquist, R (8, 1)		1-3 K			0-3 K		4-1 BB			2	0	0	0	0	2	2											
Inning Stats	R: 1 E: 0 K: 1 S: 12	H: 2 LOB: 1 BB: 0 P: 18	R: 0 E: 0 K: 1 S: 12	H: 2 LOB: 2 BB: 0 P: 16	R: 0 E: 0 K: 0 S: 8	H: 0 LOB: 0 BB: 0 P: 13	R: 0 E: 0 K: 0 S: 8	H: 0 LOB: 0 BB: 0 P: 15	R: 0 E: 0 K: 1 S: 10	H: 0 LOB: 0 BB: 0 P: 13	R: 0 E: 0 K: 0 S: 8	H: 0 LOB: 0 BB: 0 P: 14	R: 2 E: 1 K: 1 S: 18	H: 2 LOB: 1 BB: 2 P: 33	R: 0 E: 0 K: 1 S: 7	H: 0 LOB: 0 BB: 0 P: 10		R: 0 E: 0 K: 1 S: 9	H: 1 LOB: 1 BB: 0 P: 11	1B: 5 2B: 2 3B: 0 HR: 1	SF: 0 SAC: 0 DP: 1 HBP: 0	WP: 0 PA: 35 PB: 0 CS: 0					
PITCHER	IP	WLS	BF	H	R	ER	SO	BB	IBB	HBP	BLK	WP	HR	S	P	ERA	WHIP										
48 David Coggin, R (1, 1) ERA: 3.08	6.1	W	26	6	3	2	4	1	0	0	0	0	1	71	111	2.84	1.105										
Rheal Cormier, L (7, 1) ERA: 4.04	1.1	H	4	0	0	0	0	1	0	0	0	0	0	7	15	0.00	0.750										
Ricky Bottalico, R (8, 1) ERA: 3.83	0.1	H	1	0	0	0	1	0	0	0	0	0	0	5	6	0.00	0.000										
Jose Mesa, R (9, 1) ERA: 2.39	1.0	S	4	1	0	0	1	0	0	0	0	0	0	9	11	0.00	1.000										

Batter	1	2	3	4	5	6	7	8	9	AB	R	H	RBI	BB	SO	LOB	BOTTOM										
11 Jimmy Rollins, S (1, 6) OBP: 0.318, SLG: 0.418	3-2 F8		2-1 1B 2B	0-0 1B 2H			1-2 S 1B HBP			3	1	2	1	0	0	0	San Diego Padres @ Philadelphia Phillies Veterans Stadium, Philadelphia, PA Wed Aug 08 2001, 7:05 PM EDT Att: 24,202 - Sunny - 99 F livebaseballscorecards.com										
Marlon Anderson, L (1, 4) OBP: 0.335, SLG: 0.450	1-2 F5		1-0 FC6-4 2H 1B	2-2 FC5-4 1-2 1B			0-1 BB 1B			4	0	3	1	0	0	0											
Scott Rolen, R (1, 5) OBP: 0.368, SLG: 0.431	0-2 1B		2-1 FC6-4 1-2f 2B	0-1 FC5-4 1-2f 1B			4-1 G6-4-3 1-2 2-3 BB			3	1	1	0	1	0	3											
Bobby Abreu, L (1, 9) OBP: 0.404, SLG: 0.564	2-2 F7		1-2 S 1-2 2B		2-3 K		3-3 K			4	0	1	1	0	2	4											
Travis Lee, L (1, 3) OBP: 0.346, SLG: 0.451		4-0 G6-4-3 BB	1-1 G3-1		0-3 K		2-0 G6-4-3 1-2f			3	0	0	0	1	1	4											
Pat Burrell, R (1, 7) OBP: 0.355, SLG: 0.462		1-2 G6-4-3 1-2f		0-1 F8	1-0 F9		3-3 K			4	0	0	0	0	1	1											
Doug Glanville, R (1, 8) OBP: 0.291, SLG: 0.396		0-2 1B		1-0 G4-3		2-0 G4-3 1B		1-0 HBP		3	0	2	0	0	0	0											
Johnny Estrada, S (1, 2) OBP: 0.290, SLG: 0.370		3-3 K		0-0 48 2B		1-0 G4-3 1-2f		1-1 L8		4	1	1	0	0	1	3											
48 David Coggin, R (1, 1) ERA: 3.95 Rheal Cormier, L (7, 1) Ricky Bottalico, L (8, 1) Felipe Crespo, S (8, PH) Jose Mesa, R (9, 1)			2-3 K	3-2 11 1B 2B		0-0 G1-3		0-1 F9		3	1	1	1	0	1	0											
Inning Stats	R: 0 E: 0 K: 0 S: 14	H: 1 LOB: 1 BB: 0 P: 20	R: 0 E: 0 K: 1 S: 12	H: 1 LOB: 1 BB: 1 P: 20	R: 2 E: 0 K: 1 S: 13	H: 3 LOB: 1 BB: 0 P: 22	R: 2 E: 0 K: 0 S: 13	H: 4 LOB: 2 BB: 0 P: 19	R: 0 E: 0 K: 2 S: 7	H: 0 LOB: 0 BB: 0 P: 10	R: 0 E: 0 K: 0 S: 3	H: 1 LOB: 0 BB: 0 P: 6	R: 0 E: 0 K: 1 S: 9	H: 1 LOB: 2 BB: 1 P: 19	R: 0 E: 0 K: 1 S: 8	H: 0 LOB: 1 BB: 0 P: 13		R: 0 E: 0 K: 1 S: 8	H: 0 LOB: 1 BB: 0 P: 13	1B: 7 2B: 4 3B: 0 HR: 0	SF: 0 SAC: 0 DP: 3 HBP: 2	WP: 0 PA: 36 PB: 0 CS: 0					
PITCHER	IP	WLS	BF	H	R	ER	SO	BB	IBB	HBP	BLK	WP	HR	S	P	ERA	WHIP										
Junior Herndon, R (1, 1) ERA: 3.95	6.0	L	27	10	4	4	4	1	0	0	0	0	0	62	97	6.00	1.833										
Jose Nunez, L (7, 1) ERA: 6.1	1.0		5	1	0	0	1	1	0	1	0	0	0	9	19	0.00	2.000										
David Lundquist, R (8, 1) ERA:	1.0		4	0	0	0	1	0	0	1	0	0	0	8	13	0.00	0.000										



Batter	1	2	3	4	5	6	7	8	9	AB	R	H	RBI	BB	SO	LOB	TOP								
Rickey Henderson, R OBP: 0.348, SLG: 0.527	1-1 G4-6-3 1B		0-0 G5-4-3		2-2 HR		3-0 F8			4	1	2	2	0	0	1									
Mark Kotsay, L OBP: 0.366, SLG: 0.436	2-2 F7		0-0 G4-3		0-0 G6-4-3 1B			1-1 L7		4	0	1	0	0	0	1									
Ryan Klesko, L OBP: 0.395, SLG: 0.531	2-1 G4-6-3			2-2 E8 FC9-6 SF7 1B	1-2 F7			0-2 F7		4	1	1	0	0	0	2									
Phil Nevin, R OBP: 0.404, SLG: 0.618		2-2 2B		4-1 FC9-6 BB	1-1 G6-4-3			1-2 G5-3		3	0	1	0	1	0	1									
Bubba Trammell, R OBP: 0.338, SLG: 0.467	1-2 F7			0-0 FC9-6 BB		0-0 F9			0-0 BB	4	0	1	0	0	0	3									
Mike Darr, L OBP: 0.360, SLG: 0.312				1-2 2-3 BB					1-2 1B	0	0	0	0	0	0	0									
Ben Davis, S OBP: 0.372, SLG: 0.382	0-1 F8			4-2 BB	1-2 BB	2-1 F9			1-2 F9	3	0	0	0	1	0	2									
Damian Jackson, R OBP: 0.339, SLG: 0.373				0-1 SF7		0-1 G6-3			4-2 BB	1	0	0	1	2	0	0									
D'Angelo Jimenez, S OBP: 0.327, SLG: 0.331	2-0 F8			3-1 2-0 P3			2-2 F9		0-0 F7	4	0	0	0	0	0	6									
Brian Tollberg, R OBP: 0.190, SLG: 0.150			4-1 BB		2-2 HR		0-0 F8		3-2 G4-3	2	1	1	0	1	0	0									
Rudy Seanez, R OBP: 0.354, SLG: 0.543										0	0	0	0	0	0	0									
Jose Nunez, L OBP: 0.391, SLG: 0.091										0	0	0	0	0	0	0									
Trevor Hoffman, R OBP: 0.360, SLG: 0.312										1	0	0	0	0	0	2									
Inning Stats	R: 0 E: 0 K: 0 S: 8	H: 1 LOB: 0 BB: 0 P: 13	R: 0 E: 0 K: 0 S: 12	H: 1 LOB: 2 BB: 1 P: 21	R: 0 E: 0 K: 0 S: 3	H: 0 LOB: 0 BB: 1 P: 7	R: 0 E: 1 K: 0 S: 11	H: 1 LOB: 2 BB: 2 P: 23	R: 2 E: 0 K: 0 S: 13	H: 3 LOB: 0 BB: 0 P: 19	R: 0 E: 0 K: 0 S: 5	H: 0 LOB: 0 BB: 0 P: 7	R: 0 E: 0 K: 0 S: 6	H: 0 LOB: 0 BB: 0 P: 11	R: 0 E: 0 K: 0 S: 8	H: 0 LOB: 0 BB: 0 P: 10	R: 0 E: 0 K: 0 S: 11	H: 1 LOB: 2 BB: 1 P: 19	1B: 5 2B: 3 3B: 0 HR: 1	SF: 1 SAC: 0 DP: 3 HBP: 0	WP: 0 PB: 0 SB: 0 CS: 0	PA: 36			
PITCHER	IP	WLS	BF	H	R	ER	SO	BB	IBB	HBP	BLK	WP	HR	S	P	ERA	WHIP								
Dave Williams, L ERA: 4.28	4.0	L	20	6	3	3	0	4	0	0	0	0	1	42	76	6.75	2.500								
Damaso Marte, L ERA: 2.65	3.0		8	0	0	0	0	0	0	0	0	0	0	16	25	0.00	0.000								
Mike Lincoln, R ERA: 1.08	2.0		8	1	0	0	0	1	0	0	0	0	0	19	29	0.00	1.000								

San Diego Padres @ Pittsburgh Pirates
PNC Park, Pittsburgh, PA
Fri Aug 10 2001, 7:05 PM EDT
Att: 36,588 - Overcast - 83 F

AB 30
R 3
H 7
RBI 3
BB 5
SO 0
LOB 18



Batter	1	2	3	4	5	6	7	8	9	AB	R	H	RBI	BB	SO	LOB	BOTTOM								
Abraham Nunez, S OBP: 0.341, SLG: 0.354	0-0 F7		0-0 G6-3 1B		0-0 G6-3		0-0 G6-3		2-2 G4-3	5	0	1	0	0	0	2									
Pat Meares, R OBP: 0.256, SLG: 0.323	0-1 G6-3		0-0 G6-3		0-1 F9			1-3 K		4	0	0	0	0	1	2									
Aramis Ramirez, R OBP: 0.354, SLG: 0.543	2-1 F9		0-2 G5-3			3-2 F7		4-2 2B BB		3	0	0	0	1	0	1									
27 Alex Hernandez, L OBP: 0.091, SLG: 0.091										0	0	0	0	0	0	0									
Brian Giles, L OBP: 0.400, SLG: 0.616		1-1 18 HBP 2B 1B	2-3 K			3-2 F8		1-1 K		4	1	2	0	0	1	1									
18 Jason Kendall, R OBP: 0.324, SLG: 0.346		2-2 2B HBP		0-2 F8		1-3 K		1-3 K		2	1	0	0	1	1	0									
Craig Wilson, R OBP: 0.379, SLG: 0.625		1-3 K		1-1 F8			1-1 F8		0-1 P4	3	0	0	0	0	1	2									
Keith Osik, R OBP: 0.305, SLG: 0.301										1	0	0	0	0	0	3									
Kevin Young, R OBP: 0.312, SLG: 0.419		1-1 2B		3-3 K			1-2 F8 2B		1-2 F8	4	0	2	2	0	1	0									
Tike Redman, L OBP: 0.250, SLG: 0.306		0-0 L9					3-2 F8 2B		0-0 F8	4	0	1	0	0	0	2									
Dave Williams, L OBP: 0.167, SLG: 0.222							2-3 K		2-3 K	1	0	0	0	0	1	1									
Damaso Marte, L ERA: 2.04										1	0	0	0	0	0	1									
Warren Morris, L OBP: 0.250, SLG: 0.325										1	0	0	0	0	1	1									
Mike Lincoln, R OBP: 0.333, SLG: 0.333										0	0	0	0	0	0	0									
Adam Hyzdu, R OBP: 0.235, SLG: 0.540										1	0	1	0	0	0	0									
Inning Stats	R: 0 E: 0 K: 0 S: 5	H: 0 LOB: 0 BB: 0 P: 7	R: 2 E: 0 K: 2 S: 13	H: 2 LOB: 1 BB: 0 P: 18	R: 0 E: 0 K: 1 S: 9	H: 1 LOB: 1 BB: 0 P: 11	R: 0 E: 0 K: 1 S: 8	H: 0 LOB: 0 BB: 0 P: 12	R: 0 E: 0 K: 0 S: 5	H: 1 LOB: 1 BB: 0 P: 5	R: 0 E: 0 K: 1 S: 13	H: 0 LOB: 0 BB: 0 P: 20	R: 0 E: 0 K: 1 S: 13	H: 1 LOB: 1 BB: 0 P: 20	R: 0 E: 0 K: 1 S: 12	H: 1 LOB: 3 BB: 2 P: 24	R: 0 E: 0 K: 0 S: 8	H: 1 LOB: 1 BB: 0 P: 10	1B: 4 2B: 3 3B: 0 HR: 0	SF: 0 SAC: 0 DP: 0 HBP: 1	WP: 0 PB: 0 SB: 0 CS: 0	PA: 37			
PITCHER	IP	WLS	BF	H	R	ER	SO	BB	IBB	HBP	BLK	WP	HR	S	P	ERA	WHIP								
Brian Tollberg, R ERA: 3.43	7.0		27	5	2	2	6	0	1	0	0	0	0	66	93	2.57	0.714								
Rudy Seanez, R ERA: 2.04	0.2	H	3	0	0	0	1	1	0	0	0	0	0	8	15	0.00	1.500								
Jose Nunez, L ERA: 5.95	0.0		1	1	0	0	0	0	0	0	0	0	0	2	3	∞	∞								
Trevor Hoffman, R ERA: 3.27	1.1	S	6	1	0	0	0	0	1	0	0	0	0	10	16	0.00	0.750								

San Diego Padres @ Pittsburgh Pirates
PNC Park, Pittsburgh, PA
Fri Aug 10 2001, 7:05 PM EDT
Att: 36,588 - Overcast - 83 F

AB 34
R 2
H 7
RBI 2
BB 2
SO 7
LOB 16



Batter	1	2	3	4	5	6	7	8	9	AB	R	H	RBI	BB	SO	LOB	TOP										
Rickey Henderson, R OBP: 0.348, SLG: 0.329 Rodney Myers, R (9, 1)	1-2 L3 1B		1-2 G6-3			1-1 G4-3	2-2 G6-3		1-2 L5-3 1B	5	0	2	1	0	0	1	San Diego Padres @ Pittsburgh Pirates PNC Park, Pittsburgh, PA Sat Aug 11 2001, 7:05 PM EDT Att: 39,388 - Sunny - 85 F										
Mark Kotsay, L OBP: 0.364, SLG: 0.431 (1, 8)	0-0 L3		1-1 G4-3			2-1 F8	4-1 1B BB		3-1 L5-3 1B	4	0	0	0	1	0	3											
Ryan Klesko, L OBP: 0.398, SLG: 0.534 (1, 3)	3-2 2B		2-3 K			0-1 E3 WP 1B	0-1 1B		4-0 1BB	4	1	2	1	1	1	0											
Phil Nevin, R OBP: 0.402, SLG: 0.613 (1, 5)	1-2 G6-3				2-1 F9	3-2 HR 1B	1-2 F9		2-2 G4-3	5	1	1	1	0	0	5											
Tony Gwynn, L OBP: 0.443, SLG: 0.569 Mike Darr, L OBP: 0.363, SLG: 0.315 (6, 9)		0-1 1B 2B			0-0 G3	1-2 HR			0-1 L4-3 1B	3	2	2	2	0	0	0											
Ben Davis, S OBP: 0.371, SLG: 0.379 (1, 2)	0-0 F9		0-2 G5-3			4-2 BB			2-3 K	3	0	0	0	1	1	2											
Damian Jackson, R OBP: 0.338, SLG: 0.371 (1, 4)		3-1 1B CS 1B			2-2 P6	2-1 F8			2-1 L4-3	4	0	1	0	0	0	2											
D'Angelo Jimenez, S OBP: 0.338, SLG: 0.346 (1, 6)		1-0 1B			3-1 L4				4-1 1B BB	3	2	2	1	1	0	0											
Brian Lawrence, R OBP: 0.200, SLG: 0.400 Ray Lankford, L OBP: 0.342, SLG: 0.489 (9, PH) (9, 7)	0-1 G5-3		0-1 G5-3			2-2 G5-3	0-3 K		0-0 1B	3	0	0	0	0	1	3											
Inning Stats	R: 0 E: 0 K: 0 S: 11	H: 2 LOB: 1 BB: 0 P: 16	R: 1 E: 0 K: 0 S: 8	H: 3 LOB: 1 BB: 0 P: 12	R: 0 E: 0 K: 1 S: 8	H: 0 LOB: 0 BB: 0 P: 12	R: 0 E: 0 K: 0 S: 7	H: 0 LOB: 0 BB: 0 P: 9	R: 0 E: 0 K: 0 S: 9	H: 0 LOB: 0 BB: 0 P: 16	R: 3 E: 1 K: 0 S: 17	H: 2 LOB: 1 BB: 1 P: 30	R: 1 E: 0 K: 1 S: 16	H: 2 LOB: 2 BB: 1 P: 24	R: 0 E: 0 K: 1 S: 7	H: 1 LOB: 0 BB: 0 P: 11		R: 1 E: 0 K: 0 S: 11	H: 2 LOB: 2 BB: 2 P: 25	1B: 8 2B: 6 3B: 0 HR: 1	SF: 0 SAC: 0 DP: 3 HBP: 0	WP: 1 PB: 0 CS: 0 S: 1	PA: 40				
PITCHER	IP	WLS	BF	H	R	ER	SO	BB	IBB	HBP	BLK	WP	HR	S	P	ERA	WHIP										
Joe Beimel, L ERA: 4.63 Josias Manzanillo, R ERA: 3.84 Scott Sauerbeck, L ERA: 5.89 Omar Olivares, R ERA: 6.77	5.2	L	24	7	4	1	1	1	0	0	0	1	1	58	91	1.59	1.412										

Batter	1	2	3	4	5	6	7	8	9	AB	R	H	RBI	BB	SO	LOB	BOTTOM										
Gary Matthews, S OBP: 0.316, SLG: 0.359 (1, 8)	2-1 E3 1B						1-2 G3			4	1	0	0	0	1	2	San Diego Padres @ Pittsburgh Pirates PNC Park, Pittsburgh, PA Sat Aug 11 2001, 7:05 PM EDT Att: 39,388 - Sunny - 85 F										
2 Jack Wilson, R OBP: 0.287, SLG: 0.332 (1, 6)	1-0 G4-3		3-2 F8		0-1 G1-3				2-1 G4-6-3 1B	4	0	1	0	0	0	2											
Aramis Ramirez, R OBP: 0.354, SLG: 0.540 (1, 5)	2-0 BB 1B		2-0 F9			0-0 F7			0-0 G4-6-3	4	1	1	1	0	0	1											
Brian Giles, L OBP: 0.403, SLG: 0.616 (1, 7)	4-1 1B BB		1-0 G6-3			0-1 G1-3 1B			4-2 BB	2	0	1	0	2	0	0											
1B Jason Kendall, R OBP: 0.324, SLG: 0.345 (1, 2)	0-1 1B				1-2 P4				2-2 F9	4	0	1	1	0	0	2											
Craig Wilson, R OBP: 0.367, SLG: 0.600 Scott Sauerbeck, R (7, 1)	1-3 K				0-3 K					3	0	0	0	0	3	3											
Omar Olivares, R OBP: 0.240, SLG: 0.440 Abraham Nunez, S OBP: 0.343, SLG: 0.357 (9, PH)										0	0	0	0	0	0	0											
Kevin Young, R OBP: 0.309, SLG: 0.414 (1, 3)	0-2 F4				1-0 P4				0-1 F9	4	0	0	0	0	1	3											
Pat Meares, R OBP: 0.257, SLG: 0.323 Warren Morris, L OBP: 0.244, SLG: 0.317 (9, PH)		2-1 G1-3				1-1 1B			0-0 G6-3	3	0	1	0	0	0	0											
Joe Beimel, L OBP: 0.273, SLG: 0.273 Josias Manzanillo, R (6, 1) Tike Redman, L OBP: 0.256, SLG: 0.313 (7, 9)		1-1 G4-3				1-3 K			1-2 1B	2	0	0	0	0	1	1											
Inning Stats	R: 2 E: 1 K: 1 S: 13	H: 2 LOB: 2 BB: 1 P: 23	R: 0 E: 0 K: 0 S: 6	H: 0 LOB: 0 BB: 0 P: 9	R: 0 E: 0 K: 1 S: 7	H: 0 LOB: 0 BB: 0 P: 9	R: 0 E: 0 K: 2 S: 10	H: 1 LOB: 1 BB: 0 P: 14	R: 0 E: 0 K: 1 S: 10	H: 1 LOB: 1 BB: 0 P: 15	R: 0 E: 0 K: 1 S: 14	H: 1 LOB: 1 BB: 0 P: 17	R: 0 E: 0 K: 0 S: 8	H: 1 LOB: 1 BB: 1 P: 16	R: 0 E: 0 K: 0 S: 4	H: 1 LOB: 0 BB: 0 P: 5	1B: 7 2B: 0 3B: 0 HR: 0	SF: 0 SAC: 0 DP: 2 HBP: 0	WP: 0 PB: 0 CS: 0	PA: 35							
PITCHER	IP	WLS	BF	H	R	ER	SO	BB	IBB	HBP	BLK	WP	HR	S	P	ERA	WHIP										
Brian Lawrence, R ERA: 3.7 Rodney Myers, R ERA: 5.17	8.0	W	32	6	2	1	6	2	0	0	0	0	0	4	5	0.00	1.000										

Batter	1	2	3	4	5	6	7	8	9	AB	R	H	RBI	BB	SO	LOB	TOP									
Damian Jackson, R (1,4) OBP: 0.336, SLG: 0.368	G5-3		K		F8		S	FC6-4		5	0	1	0	0	1	3	San Diego Padres @ Pittsburgh Pirates PNC Park, Pittsburgh, PA Sun Aug 12 2001, 1:35 PM EDT Att: 37,150 - Cloudy - 80 F									
Mike Darr, L (1,8) OBP: 0.363, SLG: 0.311	F8		G4-3 BB		G6-3 E HBP		K		G4-3	3	1	0	0	1	1											
Ryan Klesko, L (1,3) OBP: 0.395, SLG: 0.530	S		G4-3		G6-3		K		F8	5	0	1	0	0	1											
Dave Magadan, L (1,5) OBP: 0.351, SLG: 0.367 Mark Kotsay, L (9, PR) OBP: 0.364, SLG: 0.431 Rodney Myers, R (9, 1)	F8		F7		E8 3B		G6-3		BB	5	1	2	2	0	0	4										
Ray Lankford, L (1,7) OBP: 0.346, SLG: 0.497		G3-1		B1-3				2B 1B		4	1	2	1	1	0	0										
Bubba Trammell, R (1,9) OBP: 0.341, SLG: 0.485		HR			F3			1B 2B		5	2	3	1	0	0	3										
Ben Davis, S (1,2) OBP: 0.367, SLG: 0.374	G5-3		K		F8			K		4	0	0	0	0	2	3										
D'Angelo Jimenez, S (1,6) OBP: 0.335, SLG: 0.343	P6		G6-3		L6			FC6-4 1B		4	0	1	2	0	0	1										
Bobby Jones, R (1,1) OBP: 0.170, SLG: 0.178 Tony Gwynn, L (8, PH) OBP: 0.438, SLG: 0.562 Chuck McElroy, L (8, 1) Rudy Seanez, R (8, 1) Phil Nevin, R (9, 5) OBP: 0.402, SLG: 0.613			G4-3 BB		G6-3 E BB		F8	F8		2	1	1	0	1	0	0										
Inning Stats	R: 0 E: 0 K: 0 S: 9	H: 1 LOB: 1 BB: 0 P: 16	R: 1 E: 0 K: 0 S: 13	H: 1 LOB: 0 BB: 0 P: 17	R: 0 E: 0 K: 1 S: 10	H: 1 LOB: 2 BB: 1 P: 18	R: 0 E: 0 K: 1 S: 11	H: 0 LOB: 0 BB: 0 P: 18	R: 3 E: 1 K: 0 S: 15	H: 2 LOB: 1 BB: 1 P: 23	R: 0 E: 0 K: 0 S: 3	H: 0 LOB: 0 BB: 0 P: 4	R: 0 E: 0 K: 2 S: 13	H: 1 LOB: 1 BB: 0 P: 19	R: 2 E: 0 K: 1 S: 17	H: 3 LOB: 1 BB: 0 P: 23		R: 0 E: 0 K: 0 S: 10	H: 1 LOB: 2 BB: 1 P: 22	1B: 7 2B: 2 3B: 1 HR: 1	SF: 0 SAC: 0 DP: 0 HBP: 1	WP: 0 PB: 0 SB: 2 CS: 0	PA: 42			
PITCHER	IP	WLS	BF	H	R	ER	SO	BB	IBB	HBP	BLK	WP	HR	S	P	ERA		WHIP								
Tony McKnight, R (1,1) ERA: 3.72	6.2		30	7	4	4	4	2	0	1	0	0	1	70	109	5.40		1.350								
Damaso Marte, L (7, 1) ERA: 2.6	0.1		1	0	0	0	0	0	0	0	0	0	0	4	6	0.00	0.000									
Mike Lincoln, R (8, 1) ERA: 1.78	0.1		4	3	2	2	1	0	0	0	0	0	0	11	14	54.00	9.000									
Omar Olivares, R (8, 1) ERA: 6.73	0.2		2	0	0	0	0	0	0	0	0	0	0	6	9	0.00	0.000									
Josias Manzanillo, R (9, 1) ERA: 3.77	1.0	W	5	1	0	0	0	1	0	0	0	0	0	10	22	0.00	2.000									

Batter	1	2	3	4	5	6	7	8	9	AB	R	H	RBI	BB	SO	LOB	BOTTOM									
Abraham Nunez, S (1,4) OBP: 0.337, SLG: 0.349	F7	G4-3		P6			G3-1	F8		5	0	0	0	0	0	5	San Diego Padres @ Pittsburgh Pirates PNC Park, Pittsburgh, PA Sun Aug 12 2001, 1:35 PM EDT Att: 37,150 - Cloudy - 80 F									
2 Jack Wilson, R (1,6) OBP: 0.270, SLG: 0.333	K		FC5-4 1B		FC5-4 1-2		1B		F5	5	0	2	0	0	1	2										
Aramis Ramirez, R (1,5) OBP: 0.352, SLG: 0.544	F8		F7		K		K		HR	5	1	1	1	0	2	2										
Brian Giles, L (1,7) OBP: 0.404, SLG: 0.614		1B 18 1B	F7		P6			18 2B		3	2	1	0	1	0	1										
1B Jason Kendall, R (1,9) OBP: 0.325, SLG: 0.348		1B	FC5-4		G6-3			2B		4	2	2	0	0	0	1										
Gary Matthews, S (1,8) OBP: 0.318, SLG: 0.365	F5			S		F9		G4-3 1B		4	2	2	2	0	0	2										
Adam Hyzdu, R (1,3) OBP: 0.259, SLG: 0.547 Warren Morris, L (8, PH) OBP: 0.239, SLG: 0.310 Josias Manzanillo, R (9, 1) OBP: 0.358, SLG: 0.412		SH1-4 1B		L5				G4-3		3	0	2	0	0	0	1										
Keith Osik, R (1,2) OBP: 0.323, SLG: 0.322		SH1-4 1B		SH		K		G4-3		1	0	0	0	0	0	1										
Tony McKnight, L (1,1) ERA: 4.52 Chuck McElroy, L (8, 1) ERA: 5.17 Rudy Seanez, R (8, 1) ERA: 2.89 Rodney Myers, R (9, 1) ERA: 5.32		SH1-4 1B		SH		B5-3		K		0	0	0	0	0	0	0										
Inning Stats	R: 0 E: 0 K: 1 S: 8	H: 0 LOB: 0 BB: 0 P: 12	R: 2 E: 0 K: 0 S: 18	H: 4 LOB: 2 BB: 0 P: 24	R: 0 E: 0 K: 0 S: 7	H: 1 LOB: 1 BB: 0 P: 8	R: 1 E: 0 K: 0 S: 11	H: 2 LOB: 2 BB: 0 P: 19	R: 0 E: 0 K: 1 S: 6	H: 0 LOB: 0 BB: 0 P: 8	R: 0 E: 0 K: 1 S: 9	H: 1 LOB: 1 BB: 0 P: 14	R: 0 E: 0 K: 1 S: 8	H: 1 LOB: 1 BB: 0 P: 11	R: 3 E: 0 K: 1 S: 18	H: 3 LOB: 1 BB: 1 P: 29		R: 1 E: 0 K: 0 S: 7	H: 1 LOB: 0 BB: 0 P: 10	1B: 10 2B: 2 3B: 0 HR: 1	SF: 0 SAC: 2 DP: 0 HBP: 0	WP: 0 PB: 0 SB: 1 CS: 1	PA: 39			
PITCHER	IP	WLS	BF	H	R	ER	SO	BB	IBB	HBP	BLK	WP	HR	S	P	ERA		WHIP								
Bobby Jones, R (1,1) ERA: 4.52	7.0		30	9	3	3	4	1	0	0	0	0	0	4	8	3.86		1.286								
Chuck McElroy, L (8, 1) ERA: 5.17	0.0		1	0	1	1	0	1	0	0	0	0	0	4	8	∞	∞									
Rudy Seanez, R (8, 1) ERA: 2.89	1.0	B	6	3	2	2	1	0	0	0	0	0	0	14	21	18.00	3.000									
Rodney Myers, R (9, 1) ERA: 5.32	0.1	L	2	1	1	1	0	0	0	0	0	0	1	7	10	27.00	3.000									

Batter	1	2	3	4	5	6	7	8	9	AB	R	H	RBI	BB	SO	LOB	TOP										
Benny Agbayani, R (1, 7) OBP: 0.397, SLG: 0.391	G6-3		1B BB				G5-3			2	0	0	0	2	0	1	New York Mets @ San Diego Padres Qualcomm Stadium, San Diego, CA Tue Aug 14 2001, 10:05 PM EDT Att: 24,803 - Cloudy - 77 F										
Edgardo Alfonzo, R (1, 4) OBP: 0.308, SLG: 0.402	F9		1B					F9		4	0	1	0	0	1	2											
Matt Lawton, L (1, 9) OBP: 0.394, SLG: 0.436	K		1B							3	0	1	0	1	1	0											
31 Mike Piazza, R (1, 2) OBP: 0.376, SLG: 0.558			1B							4	0	3	0	0	0	0											
Robin Ventura, L (1, 5) OBP: 0.358, SLG: 0.417	G1-6-3		1B							4	0	0	0	0	1	4											
Todd Zeile, R (1, 3) OBP: 0.354, SLG: 0.368			2B							4	0	1	0	0	0	3											
Tsuyoshi Shinjo, R (1, 8) OBP: 0.321, SLG: 0.411	F8									4	0	0	0	0	0	1											
Rey Ordenez, R (1, 6) OBP: 0.284, SLG: 0.310			F9							3	0	0	0	0	0	0											
Lenny Harris, L (9, PH) OBP: 0.256, SLG: 0.248			F8							1	0	0	0	0	0	0											
Steve Trachsel, R (1, 1) Deshaun Anderson, S (5, PH) Grant Roberts, R (5, 1) Joe McEwing, R (7, PH) Jerrold Riggan, R (7, 1) Mark Johnson, L (9, PH)			G1-6-3							1	0	0	0	0	0	0											
Inning Stats	R: 0 E: 0 K: 1 S: 13	H: 0 LOB: 0 BB: 0 P: 19	R: 0 E: 0 K: 0 S: 7	H: 2 LOB: 1 BB: 0 P: 15	R: 0 E: 0 K: 0 S: 11	H: 2 LOB: 2 BB: 1 P: 19	R: 0 E: 0 K: 0 S: 5	H: 0 LOB: 0 BB: 0 P: 7	R: 0 E: 0 K: 1 S: 14	H: 1 LOB: 2 BB: 1 P: 26	R: 0 E: 0 K: 0 S: 8	H: 1 LOB: 1 BB: 0 P: 14	R: 0 E: 0 K: 0 S: 8	H: 1 LOB: 1 BB: 0 P: 13	R: 0 E: 0 K: 1 S: 9	H: 1 LOB: 2 BB: 1 P: 16	R: 0 E: 0 K: 0 S: 5	H: 0 LOB: 0 BB: 0 P: 9	1B: 7 2B: 1 3B: 0 HR: 0	SF: 0 SAC: 0 DP: 1 HBP: 0	WP: 0 PB: 0 SB: 0 CS: 0	PA: 36					
PITCHER	IP	WLS	BF	H	R	ER	SO	BB	IBB	HBP	BLK	WP	HR	S	P	ERA	WHIP										
Junior Herndon, R (1, 1) ERA: 2.57	7.1	W	31	8	0	0	2	3	0	0	0	0	0	69	120	0.00	1.500										
Chuck McElroy, L (8, 1) ERA: 5.13	0.1		1	0	0	0	1	0	0	0	0	0	0	4	5	0.00	0.000										
David Lundquist, R (8, 1) ERA:	1.1		4	0	0	0	0	0	0	0	0	0	0	7	13	0.00	0.000										

AB	33
R	0
H	8
RBI	0
BB	3
SO	3
LOB	11



Batter	1	2	3	4	5	6	7	8	9	AB	R	H	RBI	BB	SO	LOB	BOTTOM										
Damian Jackson, R (1, 4) OBP: 0.335, SLG: 0.367	K		S 2B 1B							4	1	1	0	0	1	0	New York Mets @ San Diego Padres Qualcomm Stadium, San Diego, CA Tue Aug 14 2001, 10:05 PM EDT Att: 24,803 - Cloudy - 77 F										
Mark Kotsay, L (1, 8) OBP: 0.385, SLG: 0.435	K		G6-3 1B 2B							4	1	2	1	0	1	0											
Ryan Klesko, L (1, 3) OBP: 0.392, SLG: 0.524	F7		G6-3 2B							4	0	0	0	0	0	2											
Phil Nevin, R (1, 5) OBP: 0.400, SLG: 0.609			K 1B 3B 1B							4	1	1	1	0	1	0											
Ray Lankford, L (1, 7) OBP: 0.351, SLG: 0.502			S HR BB 1B							3	2	2	0	1	1	0											
Bubba Trammell, R (1, 9) OBP: 0.340, SLG: 0.488			K 1B 3B							4	0	1	2	0	1	2											
Wiki Gonzalez, R (1, 2) OBP: 0.348, SLG: 0.515			HR K							4	1	1	2	0	1	2											
D'Angelo Jimenez, S (1, 6) OBP: 0.342, SLG: 0.341			HR BB IBB							1	0	0	0	2	0	0											
Junior Herndon, R (1, 1) ERA: 5.28			BB IBB							3	0	0	0	0	3	3											
Chuck McElroy, L (8, 1) ERA: 1.38			K							0	0	0	0	0	0	0											
David Lundquist, R (8, 1) ERA: 4.03			K							0	0	0	0	0	0	0											
Inning Stats	R: 0 E: 0 K: 2 S: 8	H: 0 LOB: 0 BB: 0 P: 13	R: 2 E: 0 K: 3 S: 16	H: 1 LOB: 1 BB: 2 P: 30	R: 4 E: 0 K: 2 S: 21	H: 5 LOB: 2 BB: 1 P: 31	R: 0 E: 0 K: 0 S: 8	H: 1 LOB: 0 BB: 0 P: 15	R: 0 E: 0 K: 1 S: 7	H: 1 LOB: 1 BB: 0 P: 10	R: 0 E: 0 K: 1 S: 13	H: 0 LOB: 0 BB: 0 P: 18	R: 0 E: 0 K: 0 S: 10	H: 0 LOB: 0 BB: 0 P: 14	R: 0 E: 0 K: 1 S: 8	H: 0 LOB: 0 BB: 0 P: 12	R: 0 E: 0 K: 0 S: 5	H: 0 LOB: 0 BB: 0 P: 9	1B: 4 2B: 2 3B: 1 HR: 1	SF: 0 SAC: 0 DP: 1 HBP: 0	WP: 0 PB: 0 SB: 2 CS: 0	PA: 34					
PITCHER	IP	WLS	BF	H	R	ER	SO	BB	IBB	HBP	BLK	WP	HR	S	P	ERA	WHIP										
Steve Trachsel, R (1, 1) ERA: 5.28	4.0	L	21	7	6	6	7	2	1	0	0	0	0	20	28	0.00	0.500										
Grant Roberts, R (5, 1) ERA: 1.38	2.0		7	1	0	0	1	0	0	0	0	0	0	18	26	0.00	0.000										
Jerrold Riggan, R (7, 1) ERA: 4.03	2.0		6	0	0	0	1	0	0	0	0	0	0	18	26	0.00	0.000										

AB	31
R	6
H	8
RBI	6
BB	3
SO	9
LOB	9



Batter	1	2	3	4	5	6	7	8	9	AB	R	H	RBI	BB	SO	LOB	TOP					
Joe McEwing, R OBP: 0.356, SLG: 0.467 (1, 7)	F8		K		G5-3			F7		4	0	0	0	0	1	0	New York Mets @ San Diego Padres Qualcomm Stadium, San Diego, CA Wed Aug 15 2001, 10:05 PM EDT Att: 20,838 - Sunny - 77 F					
Eduardo Alfonso, R OBP: 0.305, SLG: 0.397 (1, 4)	K		G6-3		F9			K		4	0	0	0	0	2	0						
Matt Lawton, L OBP: 0.390, SLG: 0.432 (1, 9)	G6-3		G5-3		G1-3				K	4	0	0	0	0	1	0						
31 Mike Piazza, R OBP: 0.377, SLG: 0.559 (1, 2)		FC3-6 BB E		1B 2B	F7			F9		3	1	1	0	1	0	0						
Todd Zeile, R OBP: 0.356, SLG: 0.368 (1, 3)		FC3-6 BB		1B	G6-3			F9		3	0	1	0	1	0	0						
Robin Ventura, L OBP: 0.356, SLG: 0.413 (1, 5)		FC3-6 G1-3 E 1-2 2-3		L4				K		3	0	0	0	0	1	4						
Jay Payton, R OBP: 0.279, SLG: 0.340 (1, 8)		E6 G1-3 1-2 3-H		P1				L4		3	0	0	1	0	0	3						
Rey Ordonez, R OBP: 0.281, SLG: 0.307 (1, 6)		G1-3 1-2 2-3		L6				F9		3	0	0	0	0	0	4						
Al Leiter, L OBP: 0.071, SLG: 0.025 (8, PH)	K				K			K		2	0	0	0	0	2	2						
Desi Relaford, S OBP: 0.358, SLG: 0.439 (8, 1)										1	0	0	0	0	1	0						
John Franco, L (8, 1)										0	0	0	0	0	0	0						
Inning Stats	R: 0 E: 0 K: 1 S: 10	H: 0 LOB: 0 BB: 0 P: 14	R: 1 E: 1 K: 1 S: 11	H: 0 LOB: 2 BB: 2 P: 22	R: 0 E: 0 K: 1 S: 7	H: 0 LOB: 0 BB: 0 P: 12	R: 0 E: 0 K: 0 S: 7	H: 2 LOB: 2 BB: 0 P: 10	R: 0 E: 0 K: 1 S: 9	H: 0 LOB: 0 BB: 0 P: 14	R: 0 E: 0 K: 1 S: 6	H: 0 LOB: 0 BB: 0 P: 8	R: 0 E: 0 K: 1 S: 6	H: 0 LOB: 0 BB: 0 P: 8	R: 0 E: 0 K: 2 S: 8	H: 0 LOB: 0 BB: 0 P: 12	R: 0 E: 0 K: 1 S: 6	H: 0 LOB: 0 BB: 0 P: 7	1B: 1 2B: 1 3B: 0 HR: 0	SF: 0 SAC: 0 DP: 0 HBP: 0	WP: 0 PB: 0 SB: 0 CS: 0	PA: 32
PITCHER	IP	WLS	BF	H	R	ER	SO	BB	IBB	HBP	BLK	WP	HR	S	P	ERA	WHIP					
Kevin Jarvis, R ERA: 5.05 (1, 1)	8.0	W	29	2	1	1	7	2	0	0	0	0	0	64	100	1.12	0.500					
Trevor Hoffman, R ERA: 3.19 (9, 1)	1.0	S	3	0	0	0	1	0	0	0	0	0	0	6	7	0.00	0.000					

Batter	1	2	3	4	5	6	7	8	9	AB	R	H	RBI	BB	SO	LOB	BOTTOM				
Rickey Henderson, R OBP: 0.350, SLG: 0.332 (1, 7)	K		G4-6-3 BB		1B 2B			K		3	1	1	1	1	2	1	New York Mets @ San Diego Padres Qualcomm Stadium, San Diego, CA Wed Aug 15 2001, 10:05 PM EDT Att: 20,838 - Sunny - 77 F				
Mark Kotsay, L OBP: 0.385, SLG: 0.440 (1, 8)			G4-6-3 1-2		2H 1B			FC3-6 BB		3	0	2	1	1	0	1					
Ryan Klesko, L OBP: 0.389, SLG: 0.519 (1, 3)	F8				K			FC3-6 1B		4	0	0	0	0	2	3					
Phil Nevin, R OBP: 0.401, SLG: 0.608 (1, 5)	G5-3				K			K		4	0	2	0	0	1	1					
Bubba Trammell, R OBP: 0.340, SLG: 0.485 (7, 9)		G1-4-3 BB			K			P4		2	0	0	0	1	1	1					
Mike Darr, L OBP: 0.362, SLG: 0.310 (7, 9)		G1-4-3			F9			G6-3 1-2		1	0	0	0	0	0	2					
Ben Davis, S OBP: 0.384, SLG: 0.371 (1, 2)		G1-4-3 1-2			F9			L5		3	0	0	0	0	0	2					
Damian Jackson, R OBP: 0.338, SLG: 0.370 (1, 4)					CS 1B 2B 1B			G6-3		3	1	2	0	0	0	0					
D'Angelo Jimenez, S OBP: 0.348, SLG: 0.348 (1, 6)		F9			CS 1B			SH3-4 1B		3	0	2	0	0	0	1					
Kevin Jarvis, L OBP: 0.296, SLG: 0.362 (1, 1)					G6-3			SH3-4		2	0	0	0	0	0	2					
Trevor Hoffman, R (9, 1)					G4-3			SH3-4		0	0	0	0	0	0	0					
Inning Stats	R: 0 E: 0 K: 1 S: 9	H: 1 LOB: 1 BB: 0 P: 14	R: 0 E: 0 K: 0 S: 10	H: 1 LOB: 1 BB: 1 P: 20	R: 0 E: 0 K: 0 S: 5	H: 0 LOB: 0 BB: 1 P: 11	R: 0 E: 0 K: 2 S: 8	H: 1 LOB: 1 BB: 0 P: 14	R: 2 E: 0 K: 1 S: 15	H: 4 LOB: 1 BB: 0 P: 23	R: 0 E: 0 K: 1 S: 10	H: 0 LOB: 0 BB: 0 P: 16	R: 0 E: 0 K: 1 S: 8	H: 1 LOB: 1 BB: 0 P: 11	R: 0 E: 0 K: 0 S: 7	H: 1 LOB: 1 BB: 1 P: 16	1B: 7 2B: 2 3B: 0 HR: 0	SF: 0 SAC: 1 DP: 3 HBP: 0	WP: 0 PB: 0 SB: 0 CS: 2	PA: 32	
PITCHER	IP	WLS	BF	H	R	ER	SO	BB	IBB	HBP	BLK	WP	HR	S	P	ERA	WHIP				
Al Leiter, L ERA: 3.44 (1, 1)	7.0	L	28	8	2	2	6	2	0	0	0	0	0	65	109	2.57	1.429				
John Franco, L ERA: 3.42 (8, 1)	1.0		4	1	0	0	0	1	0	0	0	0	0	7	16	0.00	2.000				

AB	30
R	1
H	2
RBI	1
BB	2
SO	8
LOB	13



AB	28
R	2
H	9
RBI	2
BB	3
SO	6
LOB	14



Batter	1	2	3	4	5	6	7	8	9	AB	R	H	RBI	BB	SO	LOB	TOP										
Joe McEwing, R (1.5) OBP: 0.358, SLG: 0.468 31 Mike Piazza, R (9, PH) OBP: 0.376, SLG: 0.558	0-1 G4-3 1B		2-2 G5-3			0-0 FC5-4		0-3 K		4	1	2	0	0	0	2											
Desti Relaford, S (1.4) OBP: 0.357, SLG: 0.436	0-0 G4-3 1-2		1-0 G4-3			0-0 E9 G6-3 HR 1B		2-3 K		4	1	1	0	0	1	1											
Tsuyoshi Shinjo, R (1.9) OBP: 0.320, SLG: 0.409	1-3 K			1-0 1B		0-0 G6-3		0-1 P2-1		4	0	1	1	0	1	2											
Mark Johnson, L (1.3) OBP: 0.340, SLG: 0.470	2-1 F8			1-0 F9		0-0 HR		1-1 F9		4	1	1	2	0	0	2											
Benny Agbayani, R (1.7) OBP: 0.399, SLG: 0.393 Matt Lawton, L (8.9) OBP: 0.390, SLG: 0.432		1-1 1B 1B		1-0 F3		1-1 1B 2B 1B		2-3 K		4	1	2	0	0	1	1											
Vance Wilson, R (1.2) OBP: 0.424, SLG: 0.433	0-2 G6-4-3 1B			0-2 F8		1-3 K		3-3 K2-3		4	0	1	0	0	2	2											
Jay Payton, R (1.8) OBP: 0.278, SLG: 0.339	1-2 L8			0-0 F3		1-1 2B 1B		0-3 K		4	1	1	0	0	1	2											
Rey Ordenez, R (1.6) OBP: 0.282, SLG: 0.310 Lenny Harris, L (9, PH) OBP: 0.254, SLG: 0.246	0-0 G6-4-3 1-2			3-2 G4-3		3-2 2B		1-1 G6-3		3	0	1	2	0	0	2											
Kevin Appier, R (1.1) OBP: 0.065, SLG: 0.044 Robin Ventura, L (6, PH) OBP: 0.357, SLG: 0.413 Jerrold Riggan, R (6.1) Rick White, R (7.1) Todd Zeile, R (7.3) OBP: 0.355, SLG: 0.367			2-3 K		2-3 K		4-0 FC5-4 BB		3-2 G4-3		2	0	0	0	0	2											
Inning Stats	R: 0 E: 0 K: 1 S: 8	H: 1 LOB: 1 BB: 0 P: 11	R: 0 E: 0 K: 0 S: 9	H: 2 LOB: 1 BB: 0 P: 11	R: 0 E: 0 K: 1 S: 8	H: 0 LOB: 0 BB: 0 P: 13	R: 0 E: 0 K: 0 S: 6	H: 1 LOB: 1 BB: 0 P: 9	R: 0 E: 0 K: 1 S: 9	H: 0 LOB: 0 BB: 0 P: 14	R: 5 E: 1 K: 1 S: 22	H: 6 LOB: 2 BB: 1 P: 36	R: 0 E: 0 K: 1 S: 7	H: 0 LOB: 0 BB: 0 P: 10	R: 0 E: 0 K: 3 S: 10	H: 0 LOB: 0 BB: 0 P: 15	R: 0 E: 0 K: 1 S: 10	H: 0 LOB: 0 BB: 0 P: 14	1B: 8 2B: 1 3B: 0 HR: 1	SF: 0 SAC: 0 DP: 1 HBP: 0	WP: 0 PA: 37 PB: 0 SB: 0 CS: 0						
PITCHER	IP	WLS	BF	H	R	ER	SO	BB	IBB	HBP	BLK	WP	HR	S	P	ERA	WHIP										
Brian Tolberg, R (1.1) ERA: 3.69	5.1		23	8	4	4	3	0	0	0	0	0	1	50	70	6.75	1.500										
David Lundquist, R (6.1) ERA: 2.45	0.1	B	3	2	1	1	1	0	0	0	0	0	0	9	14	27.00	6.000										
Chuck McElroy, L (6.1) ERA: 5.01	1.1		5	0	0	0	1	1	0	0	0	0	0	10	20	0.00	0.750										
Jeremy Fikac, R (8.1) ERA: 3.12	1.0	W	3	0	0	0	3	0	0	0	0	0	0	10	15	0.00	0.000										
Trevor Hoffman, R (9.1) ERA: 3.12	1.0	S	3	0	0	0	1	0	0	0	0	0	0	10	14	0.00	0.000										

New York Mets @ San Diego Padres
Qualcomm Stadium, San Diego, CA
Thu Aug 16 2001, 5:05 PM EDT
Att: 22,614 - Sunny - 81 F

AB 36
R 5
H 10
RBI 5
BB 1
SO 9
LOB 14



Batter	1	2	3	4	5	6	7	8	9	AB	R	H	RBI	BB	SO	LOB	BOTTOM										
Rickey Henderson, R (1.7) OBP: 0.348, SLG: 0.327	2-3 K		2-1 F8	3-2 F3		4-1 CS BB		1-2 G5-3		4	0	0	0	1	1	1											
Mark Kotsay, L (1.8) OBP: 0.385, SLG: 0.438	3-3 K		3-2 F7	0-0 F8		3-1 CS		1-1 CS BB 1B		4	0	1	0	0	1	1											
Ryan Klesko, L (1.3) OBP: 0.390, SLG: 0.525	1-3 K		3-2 HR		3-2 F5		4-2 BB		1-2 BB	3	1	1	1	1	1	0											
Phil Nevin, R (1.5) OBP: 0.402, SLG: 0.607		0-2 PB SF7 1B	0-1 1B 1B		2-1 G6-3		2-3 K			4	2	2	0	0	1	2											
Bubba Trammell, R (1.9) OBP: 0.346, SLG: 0.429 David Lundquist, R (8.1) Chuck McElroy, L (8.1) Tony Gwynn, L (7, PH) OBP: 0.432, SLG: 0.554 Jeremy Fikac, R (8.1) Trevor Hoffman, R (9.1)		4-2 G3 PB BB	1-1 1B 1B		1-2 2B 2B		3-3 K			2	1	2	0	1	0	0											
Ben Davis, S (1.2) OBP: 0.365, SLG: 0.376	2-1 SF7		3-2 1B		3-2 PB 2B		0-0 F8			3	0	2	3	0	0	0											
Damian Jackson, R (1.4) OBP: 0.337, SLG: 0.368	1-1 G3		3-2 F9		2-1 G6-3		1-1 HR 1B			4	1	1	0	0	0	4											
D'Angelo Jimenez, S (1.6) OBP: 0.345, SLG: 0.340	4-0 IBB			1-1 F7		0-1 G5-3		1-2 F7		3	0	0	0	1	0	1											
Brian Tolberg, R (1.1) OBP: 0.217, SLG: 0.143 Mike Darr, L (6.9) OBP: 0.363, SLG: 0.323	1-3 K			4-2 BB		2-3 K		3-2 HR		1	0	0	0	1	1	2											
Inning Stats	R: 0 E: 0 K: 3 S: 9	H: 0 LOB: 0 BB: 0 P: 15	R: 1 E: 0 K: 1 S: 13	H: 1 LOB: 2 BB: 2 P: 25	R: 2 E: 0 K: 0 S: 26	H: 4 LOB: 2 BB: 0 P: 41	R: 0 E: 0 K: 0 S: 8	H: 0 LOB: 1 BB: 1 P: 16	R: 1 E: 0 K: 0 S: 16	H: 2 LOB: 1 BB: 0 P: 27	R: 0 E: 0 K: 1 S: 8	H: 0 LOB: 0 BB: 1 P: 17	R: 0 E: 0 K: 2 S: 13	H: 1 LOB: 2 BB: 1 P: 23	R: 2 E: 0 K: 0 S: 13	H: 2 LOB: 0 BB: 0 P: 19	1B: 6 2B: 3 3B: 0 HR: 2	SF: 1 SAC: 0 DP: 1 HBP: 0	WP: 0 PA: 38 PB: 2 SB: 0 CS: 2								
PITCHER	IP	WLS	BF	H	R	ER	SO	BB	IBB	HBP	BLK	WP	HR	S	P	ERA	WHIP										
Kevin Appier, R (1.1) ERA: 4.1	5.0		25	7	4	3	4	2	1	0	0	0	0	72	124	5.40	1.800										
Jerrold Riggan, R (6.1) ERA: 3.5	1.0	H	5	1	0	0	1	2	0	0	0	0	0	13	27	0.00	3.000										
Rick White, R (7.1) ERA: 3.71	2.0	L	7	2	2	2	2	0	0	0	0	0	1	21	32	9.00	1.000										

New York Mets @ San Diego Padres
Qualcomm Stadium, San Diego, CA
Thu Aug 16 2001, 5:05 PM EDT
Att: 22,614 - Sunny - 81 F

AB 31
R 6
H 10
RBI 6
BB 5
SO 7
LOB 13



Batter	1	2	3	4	5	6	7	8	9	AB	R	H	RBI	BB	SO	LOB	TOP					
Peter Bergeron, L OBP: 0.301, SLG: 0.335 (1, 8)	1-2 E3 SH1-3 1B	1-2 G5-3		2-3 K		2-3 K		0-0 F7		5	1	0	0	0	2	4						
Geoff Blum, S OBP: 0.318, SLG: 0.353 (1, 5)	0-0 SH1-3 2-3	2-3 K		3-3 K		2-2 FC5-4 1-2		1-2 S	1B	4	0	1	0	0	2	4						
Vladimir Guerrero, R OBP: 0.394, SLG: 0.594 (1, 9)	0-0 G1-3 1B 1B		1-3 K		1-2 CS 1B		0-1 F8		0-0 F7	5	1	2	1	0	1	1						
Lee Stevens, L OBP: 0.328, SLG: 0.434 (1, 3)	1-0 G1-3 1B		2-1 HBP		1-0 BB 1B		3-1 3B		2-1 F8	4	1	3	0	0	0	1						
Orlando Cabrera, R OBP: 0.311, SLG: 0.395 (1, 6)	2-1 G1-3		3-2 P3-4 HBP		4-2 BB		1-2 P6		3-2 G3-1	4	0	0	0	1	0	5						
Michael Barrett, R OBP: 0.293, SLG: 0.367 (1, 2)	0-0 BB 1B		1-1 E6 BB SF9		2-2 G4-6-3 BB		4-0 IBB			3	1	1	2	1	0	2						
Brad Wilkerson, L OBP: 0.298, SLG: 0.324 (1, 7)	4-1 BB 1B		4-1 SF9 BB BB		2-2 F7		2-3 K			2	0	0	0	2	1	2						
Mike Mordecai, R OBP: 0.322, SLG: 0.398 (1, 4)	3-3 K		4-1 S BB		0-1 1B 1B		0-0 F8			3	0	1	0	1	1	2						
Javier Vazquez, R OBP: 0.275, SLG: 0.306 Scott Strickland, R (9, 1)		0-2 G1-3		0-1 SF9		1-2 FC5-4 1B		2-2 G5-3		3	0	1	1	0	0	0						
										0	0	0	0	0	0	0						
Inning Stats	R: 3 E: 1 K: 1 S: 13	H: 3 LOB: 2 BB: 1 P: 24	R: 0 E: 0 K: 1 S: 9	H: 0 LOB: 0 BB: 0 P: 12	R: 0 E: 0 K: 1 S: 7	H: 0 LOB: 0 BB: 0 P: 13	R: 1 E: 1 K: 2 S: 15	H: 0 LOB: 2 BB: 2 P: 29	R: 0 E: 0 K: 1 S: 12	H: 2 LOB: 1 BB: 1 P: 19	R: 0 E: 0 K: 1 S: 14	H: 1 LOB: 2 BB: 1 P: 24	R: 0 E: 0 K: 0 S: 5	H: 0 LOB: 0 BB: 0 P: 7	R: 0 E: 0 K: 0 S: 10	H: 1 LOB: 1 BB: 0 P: 16	1B: 8 2B: 1 3B: 1 HR: 0	SF: 1 SAC: 1 DP: 2 HBP: 1	WP: 0 PB: 0 SB: 2 CS: 1	PA: 41		
PITCHER	IP	WLS	BF	H	R	ER	SO	BB	IBB	HBP	BLK	WP	HR	S	P	ERA	WHIP					
Brian Lawrence, R ERA: 3.41 Jose Nunez, L ERA: 5.69 Jeremy Fikac, R ERA: Rudy Seanez, R ERA: 2.75	(1, 1)	5.0	L	24	5	4	0	5	4	0	1	0	0	0	55	97	0.00	1.800				
	(6, 1)	2.0	10	3	0	0	2	0	1	0	0	0	0	26	42	0.00	1.500					
	(8, 1)	1.0	3	0	0	0	0	0	0	0	0	0	0	5	7	0.00	0.000					
	(9, 1)	1.0	4	1	0	0	0	0	0	0	0	0	0	10	16	0.00	1.000					

Montreal Expos @ San Diego Padres
Qualcomm Stadium, San Diego, CA
Fri Aug 17 2001, 10:05 PM EDT
Att: 22,513 - Sunny - 77 F

AB	33
R	4
H	9
RBI	4
BB	5
SO	7
LOB	21



Batter	1	2	3	4	5	6	7	8	9	AB	R	H	RBI	BB	SO	LOB	BOTTOM					
Damian Jackson, R OBP: 0.333, SLG: 0.364 (1, 4)	0-2 F9		2-2 F9		3-2 G3-1			0-0 G5-3		4	0	0	0	0	0	1						
Mark Kotsay, L OBP: 0.387, SLG: 0.434 (1, 8)	1-2 G1-3		0-1 F9			1-3 K		4-2 BB		3	0	0	0	1	1	0						
Ryan Klesko, L OBP: 0.389, SLG: 0.523 (1, 3)	1-1 1B		1-1 F7			1-3 K		2-2 F8		4	0	1	0	0	1	2						
Phil Nevin, R OBP: 0.401, SLG: 0.603 (1, 5)	2-3 K			2-0 1B		2-1 G3			0-2 P3	4	0	1	0	0	1	1						
Ray Lankford, L OBP: 0.350, SLG: 0.497 (1, 7)		2-2 P5		1-3 K			1-2 G3-1		4-2 BB	3	0	0	0	1	1	1						
Bubba Trammell, R OBP: 0.345, SLG: 0.491 (1, 9)		1-0 2B		0-2 L4			0-0 F8		2-3 K	4	0	1	0	0	1	2						
Ben Davis, S OBP: 0.362, SLG: 0.372 (1, 2)		2-2 F8		1-3 K			0-2 G5-3		0-0 G4-3	4	0	0	0	0	1	3						
D'Angelo Jimenez, S OBP: 0.351, SLG: 0.349 (1, 6)		4-0 IBB			0-0 F7			1-0 2B		2	0	1	0	1	0	0						
Brian Lawrence, R ERA: 3.41 Dave Moaden, L ERA: 3.88 Jose Nunez, L ERA: Jeremy Fikac, R ERA: Tony Gwynn, L ERA: 3.58 Rudy Seanez, R ERA: 2.75	(1, 1)	8.0	W	30	4	0	0	6	1	1	0	0	0	0	1	1						
	(5, PH)																					
	(8, 1)	1.0	4	0	0	0	1	1	0	0	0	0	0	0	0	0						
	(8, PH)																					
	(9, 1)	1.0	4	0	0	0	1	1	0	0	0	0	0	0	0	0						
Inning Stats	R: 0 E: 0 K: 1 S: 12	H: 1 LOB: 1 BB: 0 P: 16	R: 0 E: 0 K: 0 S: 9	H: 1 LOB: 2 BB: 1 P: 19	R: 0 E: 0 K: 0 S: 7	H: 0 LOB: 0 BB: 0 P: 10	R: 0 E: 0 K: 2 S: 11	H: 1 LOB: 1 BB: 0 P: 15	R: 0 E: 0 K: 1 S: 7	H: 0 LOB: 0 BB: 0 P: 10	R: 0 E: 0 K: 2 S: 9	H: 0 LOB: 0 BB: 0 P: 13	R: 0 E: 0 K: 0 S: 7	H: 0 LOB: 0 BB: 0 P: 8	R: 0 E: 0 K: 0 S: 14	H: 1 LOB: 2 BB: 1 P: 23	R: 0 E: 0 K: 1 S: 9	H: 0 LOB: 1 BB: 1 P: 15	1B: 2 2B: 2 3B: 0 HR: 0	SF: 0 SAC: 0 DP: 0 HBP: 0	WP: 1 PB: 0 SB: 0 CS: 0	PA: 34
PITCHER	IP	WLS	BF	H	R	ER	SO	BB	IBB	HBP	BLK	WP	HR	S	P	ERA	WHIP					
Javier Vazquez, R ERA: 3.58 Scott Strickland, R ERA: 3.58	(1, 1)	8.0	W	30	4	0	0	6	1	1	0	0	0	0	1	1	0.00	0.625				
	(9, 1)	1.0	4	0	0	0	1	1	0	0	0	0	0	9	15	0.00	1.000					

Montreal Expos @ San Diego Padres
Qualcomm Stadium, San Diego, CA
Fri Aug 17 2001, 10:05 PM EDT
Att: 22,513 - Sunny - 77 F

AB	31
R	0
H	4
RBI	0
BB	3
SO	7
LOB	13



Batter	1	2	3	4	5	6	7	8	9	AB	R	H	RBI	BB	SO	LOB	TOP					
Peter Bergeron, L (1, 8) OBP: 0.300, SLG: 0.333	1-1 G6-3			1-2 F5		0-0 F9 1B		1-0 F7		4	0	1	0	0	0	0	Montreal Expos @ San Diego Padres Qualcomm Stadium, San Diego, CA Sat Aug 18 2001, 10:05 PM EDT Att: 31,485 - Sunny - 77 F					
Mike Mordecai, R (1, 4) OBP: 0.330, SLG: 0.410	1-3 K			1-1 F8 1B		0-2 1B		0-0 HR 1B		4	2	3	0	0	1	0						
Vladimir Guerrero, R (1, 9) OBP: 0.383, SLG: 0.597	0-1 G5-3			1-1 F8		0-2 F9		0-0 HR		4	1	1	2	0	0	3						
Lee Stevens, L (1, 3)		0-0 G4-3		3-2 1B		1-2 F2		0-2 2B		4	0	2	1	0	0	2						
Orlando Cabrera, R (1, 6) OBP: 0.311, SLG: 0.394		1-2 F8		0-0 1B		0-0 F8		0-0 F8		4	0	1	0	0	0	3						
Mark Smith, R (1, 7) OBP: 0.331, SLG: 0.409		2-2 F7		2-2 P6						4	0	0	0	0	0	2						
Michael Barrett, R (1, 2) OBP: 0.290, SLG: 0.363			1-0 F8		1-1 G1-3		0-3 K		1-3 K	4	0	0	0	0	2	0						
Geoff Blum, S (1, 5) OBP: 0.314, SLG: 0.349			2-2 F9		3-2 G4-1		2-2 P3		1-2 G5-3	4	0	0	0	0	0	0						
Mike Thurman, R (1, 1) OBP: 0.097, SLG: 0.034			1-3 K		2-0 G6-3					2	0	0	0	0	1	0						
Bobby Munoz, R (6, 1)										0	0	0	0	0	0	0						
Brad Wilkerson, L (8, PH) OBP: 0.294, SLG: 0.319										1	0	0	0	0	0	0						
Scott Stewart, R (8, 1)										0	0	0	0	0	0	0						
Inning Stats	R: 0 E: 0 K: 1 S: 7	H: 0 LOB: 0 BB: 0 P: 9	R: 0 E: 0 K: 0 S: 8	H: 0 LOB: 0 BB: 0 P: 11	R: 0 E: 0 K: 1 S: 9	H: 0 LOB: 0 BB: 0 P: 13	R: 1 E: 0 K: 0 S: 15	H: 3 LOB: 2 BB: 0 P: 23	R: 0 E: 0 K: 0 S: 6	H: 0 LOB: 0 BB: 0 P: 12	R: 0 E: 0 K: 0 S: 11	H: 2 LOB: 0 BB: 0 P: 12	R: 0 E: 0 K: 1 S: 8	H: 0 LOB: 0 BB: 0 P: 11	R: 2 E: 0 K: 0 S: 8	H: 3 LOB: 1 BB: 0 P: 9	R: 0 E: 0 K: 1 S: 8	H: 0 LOB: 0 BB: 0 P: 10	1B: 5 2B: 2 3B: 0 HR: 1	SF: 0 SAC: 0 DP: 0 HBP: 0	WP: 0 PB: 0 SB: 0 CS: 0	PA: 35
PITCHER	IP WLS BF H R ER SO BB IBB HBP BLK WP HR S P ERA WHIP																					
Bobby Jones, R (1, 1) ERA: 4.47	7.2 W 30 7 3 3 3 0 0 0 0 0 1 68 96 3.52 0.913																					
Chuck McElroy, L (8, 1) ERA: 5.01	0.0 1 1 0 0 0 0 0 0 0 0 0 3 3 ∞ ∞																					
Trevor Hoffman, R (8, 1) ERA: 3.02	1.1 S 4 0 0 0 1 0 0 0 0 0 0 9 11 0.00 0.000																					

AB	35
R	3
H	8
RBI	3
BB	0
SO	4
LOB	10



Batter	1	2	3	4	5	6	7	8	9	AB	R	H	RBI	BB	SO	LOB	BOTTOM			
Damian Jackson, R (1, 4) OBP: 0.335, SLG: 0.365	2-2 F8		1-1 1B			2-2 HR 1B	1-3 K			4	1	2	0	0	1	0	Montreal Expos @ San Diego Padres Qualcomm Stadium, San Diego, CA Sat Aug 18 2001, 10:05 PM EDT Att: 31,485 - Sunny - 77 F			
Mark Kotsay, L (1, 8) OBP: 0.385, SLG: 0.440	1-2 G4-3		1-0 G6-3			2-2 HR	0-1 F7			4	1	1	2	0	0	1				
Ryan Klesko, L (1, 3) OBP: 0.392, SLG: 0.524	4-2 BB			1-0 F9-3 1B		1-0 HR 1B	3-3 K			3	1	2	0	1	1	0				
Phil Nevin, R (1, 5) OBP: 0.400, SLG: 0.599	2-3 K			1-1 F8		2-1 L7	4-1 BB			3	0	0	0	1	1	3				
Ray Lankford, L (1, 7) OBP: 0.351, SLG: 0.507		0-2 FC6-4 1B		2-2 F9-3		0-0 HR	0-3 K			4	1	2	2	0	1	2				
Bubba Trammell, R (1, 9) OBP: 0.345, SLG: 0.490		0-0 FC6-4			2-3 K	3-2 1B				3	0	1	0	0	1	1				
Mike Darr, L (6, FR) OBP: 0.363, SLG: 0.323		1-2 G3-6-3								0	0	0	0	0	0	0				
Ben Davis, S (1, 2) OBP: 0.359, SLG: 0.369		1-1 G3-6-3		1-3 K		1-3 K				3	0	0	0	0	2	2				
D'Angelo Jimenez, S (1, 6) OBP: 0.345, SLG: 0.342			2-1 G3-1		2-3 K		1-1 G6-3			3	0	0	0	0	1	0				
Bobby Jones, R (1, 1) OBP: 0.160, SLG: 0.167			2-1 F9			1-2 G4-3	3-2 F7			3	0	0	0	0	0	0				
Chuck McElroy, L (8, 1)										0	0	0	0	0	0	0				
Trevor Hoffman, R (8, 1)										0	0	0	0	0	0	0				
Inning Stats	R: 0 E: 0 K: 1 S: 11	H: 0 LOB: 1 BB: 1 P: 20	R: 0 E: 0 K: 0 S: 6	H: 1 LOB: 0 BB: 0 P: 7	R: 0 E: 0 K: 0 S: 7	H: 1 LOB: 0 BB: 0 P: 13	R: 0 E: 0 K: 0 S: 8	H: 1 LOB: 0 BB: 0 P: 12	R: 0 E: 0 K: 3 S: 10	H: 0 LOB: 0 BB: 0 P: 15	R: 4 E: 0 K: 1 S: 19	H: 5 LOB: 1 BB: 0 P: 31	R: 0 E: 0 K: 1 S: 9	H: 0 LOB: 0 BB: 0 P: 14	R: 0 E: 0 K: 2 S: 10	H: 0 LOB: 1 BB: 1 P: 17	1B: 6 2B: 1 3B: 0 HR: 2	SF: 0 SAC: 0 DP: 2 HBP: 0	WP: 0 PB: 0 SB: 0 CS: 0	PA: 32
PITCHER	IP WLS BF H R ER SO BB IBB HBP BLK WP HR S P ERA WHIP																			
Mike Thurman, R (1, 1) ERA: 5.9	5.2 L 23 7 4 4 4 1 0 0 0 0 0 2 55 88 6.35 1.412																			
Bobby Munoz, R (6, 1) ERA: 3.53	1.1 5 1 0 0 2 0 0 0 0 0 0 15 24 0.00 0.750																			
Scott Stewart, L (8, 1) ERA: 3.89	1.0 4 0 0 0 2 1 0 0 0 0 0 10 17 0.00 1.000																			

AB	30
R	4
H	8
RBI	4
BB	2
SO	8
LOB	9



Batter	1	2	3	4	5	6	7	8	9	AB	R	H	RBI	BB	SO	LOB	TOP
Peter Bergeron, L OBP: 0.303, SLG: 0.333 (1, 8)	G4-3		CS 1B			F8 1B BB		G3		3	1	1	1	1	0	0	
Mike Mordecai, R OBP: 0.333, SLG: 0.412 (1, 4)	G4-3		CS	FC3-4 1B		BB F8 1B		G6-3		4	0	2	0	0	0	0	
Vladimir Guerrero, R OBP: 0.380, SLG: 0.592 (1, 9)	G4-3			FC3-4 1-2		F8		F5		4	0	0	0	0	0	3	
Lee Stevens, L OBP: 0.329, SLG: 0.434 (1, 3)		F7		K		BB IBB			K	3	0	0	0	1	2	1	
Orlando Cabrera, R OBP: 0.310, SLG: 0.391 (1, 6)		F9		P4		FC5-4 BB			F8	3	0	0	1	1	0	1	
Michael Barrett, R OBP: 0.292, SLG: 0.364 (1, 2)		G6-3				FC4-6 1B				4	0	2	0	0	0	3	
Brad Wilkerson, L OBP: 0.292, SLG: 0.329 (1, 7)			G4-3 1B 2B		FC4-6 1-2				K	4	1	1	0	0	1	2	
Geoff Blum, S OBP: 0.312, SLG: 0.346 (1, 5)			G4-3		G4-3 1-2			G4-3		3	0	0	0	0	0	2	
Tony Armas, R OBP: 0.167, SLG: 0.190 (1, 1)			G5-3			G4-3				3	0	0	0	0	0	1	
Graeme Lloyd, L (9, 1)										0	0	0	0	0	0	0	
Scott Strickland, R (9, 1)										0	0	0	0	0	0	0	
Inning Stats	R: 0 H: 0 E: 0 K: 0 S: 10	H: 0 LOB: 0 BB: 0 P: 13	R: 0 H: 0 E: 0 K: 0 S: 6	H: 0 LOB: 0 BB: 0 P: 9	R: 1 H: 2 E: 0 K: 0 S: 6	H: 2 LOB: 0 BB: 0 P: 13	R: 0 H: 1 E: 0 K: 1 S: 7	H: 1 LOB: 1 BB: 0 P: 15	R: 0 H: 1 E: 0 K: 0 S: 11	H: 0 LOB: 0 BB: 3 P: 22	R: 0 H: 0 E: 0 K: 0 S: 5	H: 0 LOB: 0 BB: 0 P: 9	R: 0 H: 0 E: 0 K: 2 S: 10	H: 1 LOB: 1 BB: 0 P: 15	1B: 5 2B: 1 3B: 0 HR: 0	SF: 0 SAC: 0 DP: 1 HBP: 0	WP: 0 PA: 35 PB: 0 SB: 0 CS: 1
PITCHER	IP	WLS	BF	H	R	ER	SO	BB	IBB	HBP	BLK	WP	HR	S	P	ERA	WHIP
Junior Herndon, R ERA: 2.67 (1, 1)	6.0	L	24	5	2	2	1	2	1	0	0	0	0	49	86	3.00	1.167
Jeremy Fikac, R ERA: (7, 1)	2.0		6	0	0	0	0	0	0	0	0	0	0	11	16	0.00	0.000
David Lundquist, R ERA: 1.93 (9, 1)	1.0		4	1	0	0	2	0	0	0	0	0	0	10	15	0.00	1.000

Montreal Expos @ San Diego Padres
Qualcomm Stadium, San Diego, CA
Sun Aug 19 2001, 5:00 PM EDT
Att: 24,309 - Sunny - 82 F

AB 31
R 2
H 6
RBI 2
BB 3
SO 3
LOB 13



Batter	1	2	3	4	5	6	7	8	9	AB	R	H	RBI	BB	SO	LOB	BOTTOM		
Rickey Henderson, R OBP: 0.347, SLG: 0.324 (1, 7)	CS BB			K		G5-3			K	3	0	0	0	1	2	2			
Damian Jackson, R OBP: 0.334, SLG: 0.362 (1, 4)	F7			G6-3			P6		1B BB	3	0	0	0	1	0	1			
Ryan Klesko, L OBP: 0.389, SLG: 0.520 (1, 3)				P5						3	0	0	0	0	2	1			
Bubba Trammell, R OBP: 0.346, SLG: 0.491 (9, PH)									1-3 2-H 1B	1	0	1	1	0	0	0			
Phil Nevin, R OBP: 0.396, SLG: 0.593 (1, 5)		K							K	4	0	0	0	0	4	2			
Ray Lankford, L OBP: 0.348, SLG: 0.502 (1, 8)		K								3	0	0	0	0	2	0			
Mike Dam, L OBP: 0.359, SLG: 0.319 (1, 9)		G4-3								3	0	0	0	0	0	0			
Wiki Gonzalez, R OBP: 0.339, SLG: 0.500 (1, 2)				F8		G6-3			G4-3	3	0	0	0	0	0	0			
Alex Arias, R OBP: 0.311, SLG: 0.333 (1, 6)				G1-3						2	0	0	0	0	0	0			
Mark Kotsay, L OBP: 0.365, SLG: 0.439 (9, PH)									F9	1	0	0	0	0	0	0			
Junior Herndon, R ERA: 2.67 (1, 1)										1	0	0	0	0	1	0			
Dave Magadan, L ERA: 3.74 (9, PH)										1	0	1	0	0	0	0			
Jeremy Fikac, R ERA: (7, 1)										0	0	0	0	0	0	0			
David Lundquist, R ERA: (9, 1)										0	0	0	0	0	0	0			
Tony Gwynn, L OBP: 0.494, SLG: 0.593 (9, PH)										1	0	1	0	0	0	0			
D'Angelo Jimenez, S OBP: 0.346, SLG: 0.342 (9, PH)									BB 1B	0	1	0	0	0	0	0			
Inning Stats	R: 0 H: 0 E: 0 K: 1 S: 8	H: 0 LOB: 1 BB: 1 P: 17	R: 0 H: 0 E: 0 K: 2 S: 11	H: 0 LOB: 0 BB: 0 P: 16	R: 0 H: 0 E: 0 K: 1 S: 7	H: 0 LOB: 0 BB: 0 P: 14	R: 0 H: 0 E: 0 K: 1 S: 7	H: 0 LOB: 0 BB: 0 P: 12	R: 0 H: 1 E: 0 K: 0 S: 8	H: 1 LOB: 1 BB: 0 P: 10	R: 0 H: 0 E: 0 K: 2 S: 11	H: 0 LOB: 0 BB: 0 P: 13	R: 0 H: 0 E: 0 K: 0 S: 5	H: 0 LOB: 0 BB: 0 P: 8	R: 1 H: 2 E: 0 K: 2 S: 18	H: 2 LOB: 2 BB: 1 P: 30	1B: 3 2B: 1 3B: 0 HR: 0	SF: 0 SAC: 0 DP: 1 HBP: 0	WP: 0 PA: 31 PB: 0 SB: 0 CS: 1
PITCHER	IP	WLS	BF	H	R	ER	SO	BB	IBB	HBP	BLK	WP	HR	S	P	ERA	WHIP		
Tony Armas, R ERA: 3.74 (1, 1)	8.2	W	29	2	1	1	10	2	0	0	0	0	0	81	126	1.04	0.462		
Graeme Lloyd, L ERA: 3.45 (9, 1)	0.0		1	1	0	0	0	0	0	0	0	0	0	1	1	-	-		
Scott Strickland, R ERA: 0.96 (9, 1)	0.1	S	1	0	0	0	1	0	0	0	0	0	0	3	5	0.00	0.000		

Montreal Expos @ San Diego Padres
Qualcomm Stadium, San Diego, CA
Sun Aug 19 2001, 5:00 PM EDT
Att: 24,309 - Sunny - 82 F

AB 29
R 1
H 3
RBI 1
BB 2
SO 11
LOB 6



Batter	1	2	3	4	5	6	7	8	9	10	AB	R	H	RBI	BB	SO	LOB	TOP	
Damian Jackson, R OBP: 0.330, SLG: 0.356 (1, 4)	K		K		G6-3			P4	K		5	0	0	0	0	3	4	San Diego Padres @ Atlanta Braves Turner Field, Atlanta, GA Tue Aug 21 2001, 7:35 PM EDT Att. 26,756 - Sunny - 80 F	
Mark Kotsay, L OBP: 0.363, SLG: 0.434 (1, 8)	F7				F7			F8		L7	4	0	0	0	1	0	1		
Ryan Klesko, L OBP: 0.391, SLG: 0.523 (1, 3)	P6		F7			G6-3 1B				G3-1 2B	5	1	3	0	0	0	1		
Dave Magadan, L OBP: 0.347, SLG: 0.371 (1, 5)					L9			K		G3-1	5	0	1	0	0	1	3		
Ray Lankford, L OBP: 0.332, SLG: 0.505 (1, 7)						G6-3					4	2	2	0	1	2	1		
Bubba Trammell, R OBP: 0.347, SLG: 0.493 Trevor Hoffman, R (10, 1)						K				G3 2B	5	0	2	1	0	0	4		
Ben Davis, S OBP: 0.360, SLG: 0.367 (1, 2)										G3 2B	0	0	0	0	0	0	0		
D'Angelo Jimenez, S OBP: 0.347, SLG: 0.344 (1, 6)											2	0	0	1	1	2	1		
Kevin Jarvis, L OBP: 0.297, SLG: 0.354 Chuck McElroy, L Rudy Seanez, R Rickey Henderson, R OBP: 0.345, SLG: 0.524 Jose Nunez, L Mike Darin, L OBP: 0.365, SLG: 0.319 (1, 11)											1	0	0	0	0	0	0		
Inning Stats	R: 0 E: 0 K: 1 S: 9	H: 0 LOB: 0 BB: 0 P: 15	R: 1 E: 0 K: 1 S: 10	H: 2 LOB: 1 BB: 0 P: 14	R: 0 E: 0 K: 1 S: 11	H: 0 LOB: 1 BB: 1 P: 18	R: 0 E: 0 K: 2 S: 12	H: 1 LOB: 1 BB: 0 P: 18	R: 0 E: 0 K: 1 S: 9	H: 0 LOB: 0 BB: 0 P: 12	R: 0 E: 0 K: 1 S: 12	H: 1 LOB: 1 BB: 0 P: 17	R: 0 E: 0 K: 2 S: 15	H: 1 LOB: 3 BB: 1 P: 27	R: 2 E: 0 K: 0 S: 12	H: 3 LOB: 2 BB: 2 P: 22	1B: 6 2B: 4 3B: 0 HR: 0		SF: 1 SAC: 1 DP: 0 HBP: 1
PITCHER	IP	WLS	BF	H	R	ER	SO	BB	IBB	HBP	BLK	WP	HR	S	P	ERA	WHIP		
John Burkett, R ERA: 2.52 (1, 1)	7.0		27	5	1	1	7							68	103	1.29	0.857		
Mike Remlinger, L ERA: 2.64 (8, 1)	1.0		4	1	0	0	1							12	17	0.00	1.000		
29 John Smoltz, R ERA: 3.79 (9, 1)	1.0		6	1	0	0	2	1	0	1	0			15	27	0.00	2.000		
Steve Karsay, R ERA: 1.9 (10, 1)	1.0	L	7	3	2	2	0	0	2	0	0			12	22	18.00	3.000		

AB	37
R	3
H	10
RBI	3
BB	4
SO	10
LOB	18



Batter	1	2	3	4	5	6	7	8	9	10	AB	R	H	RBI	BB	SO	LOB	BOTTOM			
Marcus Giles, R OBP: 0.336, SLG: 0.417 Keith Lockhart, L OBP: 0.309, SLG: 0.348 (2, 4)	K		F7		G4-3			FC1-6		F7	1	0	0	0	0	1	0	San Diego Padres @ Atlanta Braves Turner Field, Atlanta, GA Tue Aug 21 2001, 7:35 PM EDT Att. 26,756 - Sunny - 80 F			
B.J. Surhoff, L OBP: 0.310, SLG: 0.388 (1, 7)	L9					G4-3		P6		G5-3	5	0	1	0	0	0	1				
10 Chipper Jones, S OBP: 0.417, SLG: 0.604 (1, 5)	G3-1							L4			4	1	2	0	1	0	1				
Brian Jordan, R OBP: 0.324, SLG: 0.480 (1, 9)						G5-3				F7	5	0	0	0	0	0	4				
Ken Caminiti, S OBP: 0.329, SLG: 0.441 Wes Helms, R OBP: 0.291, SLG: 0.408 (6, PR) (7, 3)								G3			2	0	0	0	1	1	0				
Andruw Jones, R OBP: 0.314, SLG: 0.448 (1, 8)								K			3	0	0	0	1	2	1				
Javy Lopez, R OBP: 0.296, SLG: 0.398 Paul Bako, L OBP: 0.265, SLG: 0.327 (1, 2)											0	0	0	0	0	0	0				
Rey Sanchez, R OBP: 0.313, SLG: 0.355 (1, 6)											3	0	0	0	1	0	3				
John Burkett, R OBP: 0.298, SLG: 0.111 Bernard Lincecum, R OBP: 0.306, SLG: 0.432 Mike Remlinger, L 29 John Smoltz, R Mark DeRosa, R OBP: 0.261, SLG: 0.371 Steve Karsay, R ERA: 2.96 (1, 11)											2	0	0	0	0	1	3				
Inning Stats	R: 0 E: 0 K: 1 S: 11	H: 0 LOB: 0 BB: 0 P: 14	R: 0 E: 1 K: 0 S: 12	H: 1 LOB: 3 BB: 1 P: 20	R: 0 E: 0 K: 0 S: 8	H: 1 LOB: 1 BB: 1 P: 13	R: 0 E: 0 K: 3 S: 9	H: 0 LOB: 0 BB: 0 P: 13	R: 0 E: 0 K: 1 S: 7	H: 0 LOB: 0 BB: 0 P: 9	R: 1 E: 0 K: 3 S: 15	H: 1 LOB: 3 BB: 3 P: 31	R: 0 E: 0 K: 1 S: 6	H: 0 LOB: 0 BB: 0 P: 7	R: 0 E: 0 K: 1 S: 8	H: 0 LOB: 0 BB: 0 P: 11	R: 0 E: 0 K: 0 S: 8		H: 1 LOB: 1 BB: 0 P: 9	1B: 2 2B: 2 3B: 0 HR: 0	SF: 0 SAC: 0 DP: 1 HBP: 0
PITCHER	IP	WLS	BF	H	R	ER	SO	BB	IBB	HBP	BLK	WP	HR	S	P	ERA	WHIP				
Kevin Jarvis, R ERA: 4.92 (6, 1)	1.1	B	6	0	0	0	2	0	0	0	0			6	7	0.00	1.500				
Rudy Seanez, R ERA: 2.61 (8, 1)	1.0	W	3	0	0	0	1	0	0	0	0			8	11	0.00	0.000				
Jose Nunez, L ERA: 5.56 (9, 1)	1.0	S	4	1	0	0	0	0	0	0	0			8	9	0.00	1.000				

AB	34
R	1
H	4
RBI	1
BB	6
SO	7
LOB	14



Batter	1	2	3	4	5	6	7	8	9	AB	R	H	RBI	BB	SO	LOB	TOP										
Damian Jackson, R OBP: 0.326, SLG: 0.352	G4-3		F9		G5-3			G5-3		4	0	0	0	0	0	0											
Mark Kotsay, L OBP: 0.364, SLG: 0.443	F7		HR	1B		F7			HR	4	2	2	1	0	0	0											
Ryan Klesko, L OBP: 0.390, SLG: 0.528	F8		HR			P4			L3	4	1	1	2	0	0	0											
Dave Magadan, L OBP: 0.339, SLG: 0.361 Rickey Henderson, R OBP: 0.348, SLG: 0.323		K	F7			G4-3			K	3	0	0	0	0	1	0											
Ray Lankford, L OBP: 0.348, SLG: 0.498		E3			F7			K		4	0	0	0	0	2	0											
Bubba Trammell, R OBP: 0.344, SLG: 0.489		F8			F8			G6-3		3	0	0	0	0	0	1											
Ben Davis, S OBP: 0.360, SLG: 0.365					L8			L8		2	0	0	0	1	0	0											
D'Angelo Jimenez, S OBP: 0.341, SLG: 0.338		FC4-6			F7			F7		3	0	0	0	0	0	2											
Brian Tolberg, R OBP: 0.200, SLG: 0.130 Chuck McLeroy, L OBP: 0.429, SLG: 0.545 Tony Gwynn, L OBP: 0.429, SLG: 0.545 David Lundquist, R OBP: 0.429, SLG: 0.545					G5-3			F8		2	0	0	0	0	1	0											
Inning Stats	R: 0 E: 0 K: 0 S: 8	H: 0 LOB: 0 BB: 0 P: 14	R: 0 E: 1 K: 1 S: 11	H: 0 LOB: 2 BB: 1 P: 19	R: 2 E: 0 K: 1 S: 8	H: 2 LOB: 0 BB: 0 P: 11	R: 0 E: 0 K: 0 S: 7	H: 0 LOB: 0 BB: 0 P: 10	R: 0 E: 0 K: 0 S: 4	H: 0 LOB: 0 BB: 0 P: 5	R: 0 E: 0 K: 1 S: 6	H: 0 LOB: 0 BB: 0 P: 7	R: 0 E: 0 K: 0 S: 8	H: 0 LOB: 0 BB: 0 P: 14	R: 1 E: 0 K: 2 S: 11	H: 1 LOB: 0 BB: 0 P: 16	1B: 1 2B: 0 3B: 0 HR: 2	SF: 0 SAC: 0 DP: 0 HBP: 0	WP: 0 PB: 0 SB: 1 CS: 0	PA: 32							
PITCHER	IP	WLS	BF	H	R	ER	SO	BB	IBB	HBP	BLK	WP	HR	S	P	ERA	WHIP										
Greg Maddux, R ERA: 2.86	8.0	W	29	3	3	3	3	1	0	0	0	0	2	61	94	3.38	0.500										
Mike Remlinger, L ERA: 2.6	1.0	S	3	0	0	0	2	0	0	0	0	0	0	9	12	0.00	0.000										

San Diego Padres @ Atlanta Braves
Turner Field, Atlanta, GA
Wed Aug 22 2001, 7:05 PM EDT
Att: 22,787 - Sunny - 86 F

AB	31
R	3
H	3
RBI	3
BB	1
SO	5
LOB	3



Batter	1	2	3	4	5	6	7	8	9	AB	R	H	RBI	BB	SO	LOB	BOTTOM										
Marcus Giles, R OBP: 0.338, SLG: 0.424	G3 10 1B	FC6-4			G6-3			F8		5	1	2	0	0	0	2											
B.J. Surhoff, L OBP: 0.305, SLG: 0.395	G3		G4-3		HR		F8			4	1	1	1	0	0	2											
10 Chipper Jones, S OBP: 0.417, SLG: 0.610	HR		HR		G3-1		F8			4	2	2	2	0	0	1											
Brian Jordan, R OBP: 0.326, SLG: 0.486	HR		P3		F8			IBB		3	1	1	2	1	0	0											
Ken Caminiti, S OBP: 0.329, SLG: 0.444 Wes Helms, R OBP: 0.290, SLG: 0.405	P4		K			1B FC6-2 2B	G5-3			3	0	1	0	0	1	0											
Andruw Jones, R OBP: 0.313, SLG: 0.446	G6-3				F7			F8		4	0	1	0	0	0	0											
Rey Sanchez, R OBP: 0.315, SLG: 0.358		K			G4-3 S 1B		FC6-2 FC6-4	G4-3 1B 2B		4	1	2	0	0	1	3											
Paul Bako, L OBP: 0.266, SLG: 0.314	G1-3				G4-3		K	G4-3		4	0	0	0	0	1	4											
Greg Maddux, R OBP: 0.224, SLG: 0.182 Mike Remlinger, L					L4			FC6-4		4	0	2	1	0	0	3											
Inning Stats	R: 3 E: 0 K: 0 S: 16	H: 3 LOB: 0 BB: 0 P: 24	R: 0 E: 0 K: 1 S: 8	H: 1 LOB: 1 BB: 0 P: 11	R: 1 E: 0 K: 1 S: 11	H: 1 LOB: 0 BB: 0 P: 13	R: 0 E: 0 K: 0 S: 9	H: 1 LOB: 1 BB: 0 P: 13	R: 1 E: 0 K: 0 S: 7	H: 1 LOB: 0 BB: 0 P: 11	R: 0 E: 0 K: 1 S: 8	H: 2 LOB: 2 BB: 0 P: 14	R: 0 E: 0 K: 0 S: 7	H: 1 LOB: 2 BB: 1 P: 16	R: 1 E: 0 K: 0 S: 11	H: 2 LOB: 1 BB: 0 P: 13	1B: 6 2B: 3 3B: 0 HR: 3	SF: 0 SAC: 0 DP: 0 HBP: 0	WP: 0 PB: 0 SB: 2 CS: 0	PA: 37							
PITCHER	IP	WLS	BF	H	R	ER	SO	BB	IBB	HBP	BLK	WP	HR	S	P	ERA	WHIP										
Brian Tolberg, R ERA: 4.0	6.0	L	28	10	5	5	3	0	0	0	0	0	0	4	11	0.00	0.000										
Chuck McLeroy, L ERA: 4.84	0.2		3	0	0	0	0	0	1	0	0	0	0	4	11	0.00	0.000										
Jeremy Fikac, R ERA:	0.1		1	0	0	0	0	0	0	0	0	0	0	1	1	0.00	0.000										
David Lundquist, R ERA: 3.18	1.0		5	2	1	1	0	0	0	0	0	0	0	11	13	9.00	2.000										

San Diego Padres @ Atlanta Braves
Turner Field, Atlanta, GA
Wed Aug 22 2001, 7:05 PM EDT
Att: 22,787 - Sunny - 86 F

AB	36
R	6
H	12
RBI	6
BB	1
SO	3
LOB	17



Batter	1	2	3	4	5	6	7	8	9	AB	R	H	RBI	BB	SO	LOB	TOP				
Rickey Henderson, R OBP: 0.348, SLG: 0.318	0-1 P3	2-2 E7		3-3 K		4-0 BB			1-2 G4-3	4	0	1	2	1	1	0					
Mark Kotsay, L OBP: 0.385, SLG: 0.448	4-1 BB				1-1 G6-3	1-1 CS	2-2 F5		3-2 BB HR	3	0	1	0	1	0	2					
Mike Darr, L OBP: 0.361, SLG: 0.326										1	1	1	0	0	0	0					
Ryan Klesko, L OBP: 0.390, SLG: 0.521	4-2 SAFE BB			4-1 S 2B BB	0-1 G6-3		0-0 G4-3		4-0 BB HR IBB	2	2	0	0	3	0	1					
Phil Nevin, R OBP: 0.399, SLG: 0.587	0-0 G5-3			2-3 K	2-1 E6		1-3 K		4-2 BB HR	4	1	1	0	1	2	2					
Bubba Trammell, R OBP: 0.344, SLG: 0.490		4-1 2B E BB		1-1 F3	4-0 IBB			0-1 F8	2-2 BB HR	3	2	1	4	2	0	1					
Wily Gonzalez, R OBP: 0.350, SLG: 0.509		2-1 F8		2-2 1-H 2B	2-1 G5-3			3-2 FC6-4 HBP	1-2 1B	4	0	2	1	0	0	3					
D'Angelo Jimenez, S OBP: 0.340, SLG: 0.345		0-1 E 2B		1-3 K		0-0 F8		0-0 F8	1-3 K	5	1	1	0	0	2	3					
Damian Jackson, R OBP: 0.324, SLG: 0.343		4-0 E BB		0-0 F9	4-2 CS SH1-4 BB			1-2 FC6-4		2	0	0	0	2	0	1					
Junior Herndon, R		1-3 K		1-3 K		0-1 SH1-4			3-1 F8	2	0	0	0	0	2	3					
Jeremy Fikac, R										0	0	0	0	0	0	0					
Jose Nunez, L										0	0	0	0	0	0	0					
Rudy Seanez, R										0	0	0	0	0	0	0					
Dave Magadan, L										1	0	0	0	0	0	0					
David Lundquist, R										0	0	0	0	0	0	0					
Inning Stats	R: 0 E: 0 K: 0 S: 6	H: 0 LOB: 1 BB: 2 P: 14	R: 2 E: 1 K: 1 S: 15	H: 2 LOB: 2 BB: 2 P: 30	R: 1 E: 0 K: 2 S: 13	H: 1 LOB: 0 BB: 1 P: 23	R: 0 E: 0 K: 2 S: 7	H: 0 LOB: 0 BB: 0 P: 11	R: 0 E: 1 K: 0 S: 8	H: 2 LOB: 2 BB: 1 P: 17	R: 0 E: 0 K: 1 S: 7	H: 0 LOB: 1 BB: 2 P: 10	R: 0 E: 0 K: 0 S: 8	H: 0 LOB: 1 BB: 0 P: 12	R: 4 E: 0 K: 1 S: 20	H: 3 LOB: 1 BB: 2 P: 39	1B: 4 2B: 3 3B: 0 HR: 1	SF: 0 SAC: 1 DP: 1 HBP: 1	WP: 0 PB: 0 SB: 1 CS: 1	PA: 44	
PITCHER	IP	WLS	BF	H	R	ER	SO	BB	IBB	HBP	BLK	WP	HR	S	P	ERA	WHIP				
Jesus Sanchez, L	(1, 1)	6.2	L	30	5	3	3	5	7	1	0	0	0	0	61	118	4.05	1.800			
Juan Acevedo, R	(7, 1)	0.1		1	0	0	0	1	0	0	0	0	0	0	3	4	0.00	0.000			
Ricky Bones, R	(8, 1)	1.2		10	2	4	4	0	1	1	0	0	1	21	42	21.60	1.800				
Benito Baez, L	(9, 1)	0.1		2	1	0	0	1	0	0	0	0	0	7	9	0.00	3.000				

San Diego Padres @ Florida Marlins
Pro Player Stadium, Miami, FL
Sat Aug 25 2001, 7:05 PM EDT
Att. 16,322 - Sunny - 88 F

AB 31
R 7
H 8
RBI 7
BB 10
SO 7
LOB 16



Batter	1	2	3	4	5	6	7	8	9	AB	R	H	RBI	BB	SO	LOB	BOTTOM				
Luis Castillo, S OBP: 0.356, SLG: 0.351	1-2 F8		2-3 K		4-1 2B BB		0-0 G6-3		1-3 K	4	0	0	0	1	2	4					
Derrek Lee, R OBP: 0.332, SLG: 0.475	2-0 BB		2-0 G5-4-3 HBP		2-1 F7		0-2 G1-3			3	0	1	0	0	0	1					
Cliff Floyd, L OBP: 0.403, SLG: 0.628	4-2 G1-4-3 BB		0-1 G5-4-3		0-0 1-H 2B			1-3 K		3	0	2	0	1	1	0					
Preston Wilson, R OBP: 0.317, SLG: 0.459	0-0 G1-4-3		1-2 G5-4-3		0-1 HR			3-3 K		4	1	1	1	0	1	4					
Mike Lowell, R OBP: 0.346, SLG: 0.462		1-1 G4-3	2-1 G5-3		3-2 F9		2-2 1B		2-2 1B	4	0	1	0	0	0	1					
Kevin Millar, R OBP: 0.367, SLG: 0.549		2-1 E6 1B BB		2-1 G6-3		2-1 1B		2-1 F8		4	0	1	0	0	0	1					
Charles Johnson, R OBP: 0.342, SLG: 0.500		2-2 F8		2-0 L8		2-0 L6		3-3 K		4	0	0	0	0	1	2					
Alex Gonzalez, R OBP: 0.317, SLG: 0.397		4-2 1B BB		0-2 G6-3		2-3 K		3-1 G3-1	2B	3	0	1	0	1	1	1					
Jesus Sanchez, L	(1, 1)	0.0			2-2 G4-3		2-2 G4-3		2-2 G3-1	2	0	1	0	0	0	0					
Juan Acevedo, R	(7, 1)									0	0	0	0	0	0	0					
Andy Fox, L	(7, 1)									1	0	0	0	0	0	0					
Ricky Bones, R	(8, 1)									0	0	0	0	0	0	0					
Benito Baez, L	(9, 1)									0	0	0	0	0	0	0					
John Mabry, R	(9, 1)									1	0	0	0	0	0	1					
Inning Stats	R: 0 E: 0 K: 0 S: 8	H: 1 LOB: 1 BB: 1 P: 15	R: 0 E: 1 K: 1 S: 14	H: 1 LOB: 3 BB: 1 P: 25	R: 0 E: 0 K: 0 S: 6	H: 0 LOB: 0 BB: 0 P: 10	R: 0 E: 0 K: 0 S: 7	H: 1 LOB: 1 BB: 1 P: 15	R: 1 E: 0 K: 1 S: 11	H: 2 LOB: 1 BB: 0 P: 20	R: 0 E: 0 K: 0 S: 8	H: 0 LOB: 0 BB: 0 P: 10	R: 0 E: 0 K: 2 S: 12	H: 1 LOB: 1 BB: 0 P: 20	R: 0 E: 0 K: 2 S: 17	H: 1 LOB: 1 BB: 0 P: 26	1B: 4 2B: 3 3B: 0 HR: 1	SF: 0 SAC: 0 DP: 2 HBP: 1	WP: 0 PB: 0 SB: 0 CS: 0	PA: 37	
PITCHER	IP	WLS	BF	H	R	ER	SO	BB	IBB	HBP	BLK	WP	HR	S	P	ERA	WHIP				
Junior Herndon, R	(1, 1)	5.1	W	24	6	1	1	1	3	0	0	0	0	0	12	18	0.00	1.688			
Jeremy Fikac, R	(6, 1)	1.2	H	5	0	0	0	1	0	0	0	0	0	3	4	0.00	0.000				
Jose Nunez, L	(8, 1)	0.1	H	1	0	0	0	1	0	0	0	0	0	9	16	0.00	1.500				
Rudy Seanez, R	(8, 1)	0.2	H	3	1	0	0	1	0	0	0	0	0	17	26	0.00	1.000				
David Lundquist, R	(9, 1)	1.0		4	1	0	0	2	0	0	0	0	0	17	26	0.00	1.000				

San Diego Padres @ Florida Marlins
Pro Player Stadium, Miami, FL
Sat Aug 25 2001, 7:05 PM EDT
Att. 16,322 - Sunny - 88 F

AB 33
R 1
H 8
RBI 1
BB 3
SO 6
LOB 15



Batter	1	2	3	4	5	6	7	8	9	AB	R	H	RBI	BB	SO	LOB	TOP	
D'Angelo Jimenez, S OBP: 0.345, SLG: 0.356	(1,6) K		(1,3) K	(3,2) 1B		(0,0) G3		(1,0) 2B	(2,2) 1B	6	1	3	3	0	2	1	San Diego Padres @ Florida Marlins Pro Player Stadium, Miami, FL Sun Aug 26 2001, 4:05 PM EDT Att: 11,548 - Cloudy - 93 F	
Mike Darr, L OBP: 0.368, SLG: 0.335	(1,8) G4-3			(1,2) 1B			(0,1) 1B	(0,0) 1B	(0,0) 1B	5	3	3	1	1	0	2		
Ryan Klesko, L OBP: 0.393, SLG: 0.526 Dave Magadan, L OBP: 0.331, SLG: 0.351	(1,3) BB			(0,1) SF9 1B	(2,1) 1B		(0,0) BB 1B	(0,3) K	(1,0) L8	4	1	3	0	1	1	1		
Phil Nevin, R OBP: 0.397, SLG: 0.584	(1,5) K			(3,2) SF9 1B	(0,1) F9		(2,1) BB 1B	(3,3) K		4	0	1	2	0	2	3		
Ray Lankford, L OBP: 0.346, SLG: 0.488 Chuck McElroy, L Jeremy Fikac, R		(1,0) G6-3		(2,0) 2B	(1,0) F7		(2,3) K	(3,1) 1B		5	1	2	2	0	1	3		
Bubba Trammell, R OBP: 0.342, SLG: 0.489	(1,9) G5-3			(3,1) G3 1B	(0,2) F3		(2,2) L5	(2,3) K		5	1	1	1	0	1	4		
Ben Davis, S OBP: 0.357, SLG: 0.368	(1,2) K			(0,0) G3		(1,1) G4-3	(4,0) BB		(3,2) HR	4	1	1	1	1	1	1		
Damian Jackson, R OBP: 0.326, SLG: 0.349 Cesar Crespo, S OBP: 0.337, SLG: 0.279			(2,2) G5-3	(4,2) BB 1B		(2,2) 3B	(3,1) F3		(0,2) G4-3	3	1	1	0	1	0	3		
Kevin Jarvis, L OBP: 0.293, SLG: 0.340 Rickey Henderson, R OBP: 0.349, SLG: 0.316	(1,1) K		(1,3) K	(4,2) 1B		(2,3) K		(4,2) 2B	(3,2) G5-3	2	0	0	0	1	2	1		
Inning Stats	R: 0 E: 0 K: 2 S: 10	H: 0 LOB: 1 BB: 1 P: 18	R: 0 E: 0 K: 1 S: 6	H: 0 LOB: 0 BB: 0 P: 8	R: 0 E: 0 K: 2 S: 12	H: 4 LOB: 2 BB: 3 P: 16	R: 0 E: 0 K: 0 S: 8	H: 1 LOB: 1 BB: 0 P: 11	R: 1 E: 0 K: 1 S: 13	H: 3 LOB: 3 BB: 1 P: 26	R: 3 E: 0 K: 3 S: 22	H: 3 LOB: 1 BB: 1 P: 35	R: 1 E: 0 K: 0 S: 16	H: 3 LOB: 2 BB: 0 P: 25	1B: 9 2B: 4 3B: 1 HR: 1	SF: 1 SAC: 0 DP: 0 HBP: 0		WP: 0 PB: 0 SB: 0 CS: 0
PITCHER	IP WLS BF H R ER SO BB IBB HBP BLK WP HR S P ERA WHIP																	
Brad Penny, R ERA: 3.99	(1,1) 6.0 L 28 6 5 5 6 4 0 0 0 0 0 0 0 70 113 7.50 1.667																	
Benito Baez, L ERA: 18.0	(7,1) 1.2 13 6 4 4 3 2 0 0 0 0 0 0 32 56 21.60 4.800																	
Armando Almanza, L ERA: 4.38	(8,1) 0.1 0 0 0 1 0 0 0 0 0 0 0 0 3 5 0.00 0.000																	
Vladimir Nunez, R ERA: 3.38	(9,1) 1.0 6 3 1 1 0 0 0 0 0 0 0 1 16 25 9.00 3.000																	

Batter	1	2	3	4	5	6	7	8	9	AB	R	H	RBI	BB	SO	LOB	BOTTOM	
Dave Berg, R OBP: 0.276, SLG: 0.356	(1,4) F9	(0,1) FC6			(4,2) FC5-4		(1,1) G6-3		(4,0) BB	3	0	0	0	2	0	3	San Diego Padres @ Florida Marlins Pro Player Stadium, Miami, FL Sun Aug 26 2001, 4:05 PM EDT Att: 11,548 - Cloudy - 93 F	
Alex Gonzalez, R OBP: 0.316, SLG: 0.394	(1,6) 1B		(0,0) G5-3		(2,2) FC5-4		(1,1) F9	(2,2) L6-4	5	0	1	0	0	0	4			
Cliff Floyd, L OBP: 0.400, SLG: 0.622	(1,7) F5		(1,1) G1-3		(0,3) K		(0,0) G1-3			4	0	0	0	0	1	2		
Preston Wilson, R OBP: 0.322, SLG: 0.461	(1,8) G1-3		(0,1) 1B			(2,1) FC4-9-6		(4,1) 1B		3	0	2	0	1	0	1		
Mike Lowell, R OBP: 0.348, SLG: 0.464		(0,0) 1B	(1,0) F7			(1,2) F7		(0,2) 1B		4	0	2	0	0	0	2		
Kevin Millar, R OBP: 0.396, SLG: 0.544		(4,1) 1B		(2,3) K		(2,0) FC4-9-6		(2,2) F8		3	0	0	0	1	1	3		
John Mabry, L OBP: 0.305, SLG: 0.495 Benito Baez, L	(1,9) P1		(2,2) 1B		(0,0) 1B		(3,1) F7		(4,2) FC3-6	3	0	1	0	0	0	3		
Armando Almanza, L Vladimir Nunez, R					(4,6-3) 1B					0	0	0	0	0	0	0		
Derrek Lee, R OBP: 0.333, SLG: 0.475 Mike Redmond, R OBP: 0.413, SLG: 0.487		(0,2) FC6		(0,1) G4-6-3			(3,1) G6-3		(1,0) FC3-6	4	0	2	0	0	0	1		
Brad Penny, R OBP: 0.176, SLG: 0.220 Eric Owens, R OBP: 0.296, SLG: 0.341	(1,1) K		(0,3) K		(0,0) G3-1		(1,0) F9		(1,1) FC3-6	2	0	0	0	0	1	3		
Inning Stats	R: 0 E: 0 K: 0 S: 10	H: 1 LOB: 1 BB: 0 P: 13	R: 0 E: 0 K: 1 S: 14	H: 2 LOB: 3 BB: 1 P: 20	R: 0 E: 0 K: 1 S: 6	H: 1 LOB: 0 BB: 0 P: 8	R: 0 E: 0 K: 1 S: 8	H: 1 LOB: 1 BB: 1 P: 16	R: 0 E: 0 K: 0 S: 5	H: 0 LOB: 0 BB: 0 P: 10	R: 0 E: 0 K: 0 S: 11	H: 1 LOB: 2 BB: 1 P: 18	R: 0 E: 0 K: 0 S: 13	H: 1 LOB: 2 BB: 2 P: 25	1B: 7 2B: 2 3B: 0 HR: 0	SF: 0 SAC: 0 DP: 2 HBP: 0	WP: 0 PB: 0 SB: 0 CS: 0	PA: 38
PITCHER	IP WLS BF H R ER SO BB IBB HBP BLK WP HR S P ERA WHIP																	
Kevin Jarvis, R ERA: 4.71	(1,1) 7.0 W 28 6 0 0 0 2 0 0 0 0 0 0 18 35 0.00 1.143																	
Chuck McElroy, L ERA: 4.65	(8,1) 1.1 9 2 0 0 0 3 0 0 0 0 0 0 18 35 0.00 3.750																	
Jeremy Fikac, R ERA:	(9,1) 0.2 1 0 0 0 0 0 0 0 0 0 0 0 6 8 0.00 0.000																	

Batter	1	2	3	4	5	6	7	8	9	AB	R	H	RBI	BB	SO	LOB	TOP		
D'Angelo Jimenez, S OBP: 0.355, SLG: 0.356	1-1 HBP S 1B		4-1 3B BB	4-0 1-2 BB	4-2 FC4-6 BB		3-2 L3		2-3 K	3	1	1	0	3	1	2			
Mike Darr, L OBP: 0.364, SLG: 0.340	0-3 K		3-2 SF7 3B	0-1 SF7	1-2 FC4-6		1-3 K		1-1 F8	5	1	1	2	0	2	3			
Ryan Klesko, L OBP: 0.392, SLG: 0.523	3-3 K		0-0 SF7	P6				2-0 E3		4	1	1	1	0	1	3			
Phil Nevin, R Rudy Seanez, R Jeremy Fikac, R	4-2 HBP BB		0-3 K		1-0 HR			1-1 E1		4	1	2	1	1	1	1			
Ray Lankford, L OBP: 0.353, SLG: 0.494	1-0 HBP		2-2 FC5-4 1B		1-2 G6-3 HR			2-1 P4		2	1	2	0	1	0	0			
Bubba Trammell, R OBP: 0.338, SLG: 0.484	3-2 F9		0-0 FC5-4		0-2 G6-3			0-0 F8		4	0	0	1	0	0	7			
Ben Davis, S OBP: 0.358, SLG: 0.370		1-3 K		1-1 1B SF7 2B				3-2 F9		4	2	1	0	1	1	4			
Damian Jackson, R OBP: 0.324, SLG: 0.355		1-3 K		1-3 K				3-1 F7		5	1	1	3	0	3	3			
Brian Tollberg, R Rickey Henderson, R David Lundquist, R Dave Magadan, L	1-1 K		1-3 K		0-2 BB 1B			4-0 L3 BB		3	0	1	0	0	2	0			
Inning Stats	R: 0 H: 1 E: 0 K: 2 S: 18	H: 1 R: 0 ER: 0 LOB: 3 BB: 1 P: 30	R: 0 H: 0 E: 0 K: 3 S: 11	H: 0 R: 7 ER: 7 LOB: 0 BB: 0 P: 14	R: 2 H: 2 E: 0 K: 1 S: 12	H: 2 R: 7 ER: 1 LOB: 1 BB: 1 P: 21	R: 1 H: 2 E: 0 K: 1 S: 15	H: 2 R: 2 ER: 2 LOB: 2 BB: 1 P: 24	R: 4 H: 3 E: 0 K: 1 S: 20	H: 3 R: 1 ER: 1 LOB: 2 BB: 1 P: 31	R: 0 H: 0 E: 0 K: 1 S: 6	H: 0 R: 0 ER: 0 LOB: 0 BB: 0 P: 14	R: 0 H: 1 E: 1 K: 0 S: 9	H: 1 R: 0 ER: 0 LOB: 2 BB: 0 P: 17	R: 0 H: 0 E: 0 K: 2 S: 11	H: 0 R: 0 ER: 0 LOB: 1 BB: 1 P: 21	1B: 5 2B: 3 3B: 1 HR: 2	SF: 3 SAC: 0 DP: 1 HBP: 1	WP: 0 PA: 47 PB: 0 SB: 1 CS: 0
PITCHER	IP WLS BF H R ER SO BB IBB HBP BLK WP HR S P ERA WHIP	IP WLS BF H R ER SO BB IBB HBP BLK WP HR S P ERA WHIP	IP WLS BF H R ER SO BB IBB HBP BLK WP HR S P ERA WHIP	IP WLS BF H R ER SO BB IBB HBP BLK WP HR S P ERA WHIP	IP WLS BF H R ER SO BB IBB HBP BLK WP HR S P ERA WHIP	IP WLS BF H R ER SO BB IBB HBP BLK WP HR S P ERA WHIP	IP WLS BF H R ER SO BB IBB HBP BLK WP HR S P ERA WHIP	IP WLS BF H R ER SO BB IBB HBP BLK WP HR S P ERA WHIP	IP WLS BF H R ER SO BB IBB HBP BLK WP HR S P ERA WHIP	IP WLS BF H R ER SO BB IBB HBP BLK WP HR S P ERA WHIP	IP WLS BF H R ER SO BB IBB HBP BLK WP HR S P ERA WHIP	IP WLS BF H R ER SO BB IBB HBP BLK WP HR S P ERA WHIP	IP WLS BF H R ER SO BB IBB HBP BLK WP HR S P ERA WHIP	IP WLS BF H R ER SO BB IBB HBP BLK WP HR S P ERA WHIP	IP WLS BF H R ER SO BB IBB HBP BLK WP HR S P ERA WHIP	IP WLS BF H R ER SO BB IBB HBP BLK WP HR S P ERA WHIP	IP WLS BF H R ER SO BB IBB HBP BLK WP HR S P ERA WHIP	IP WLS BF H R ER SO BB IBB HBP BLK WP HR S P ERA WHIP	IP WLS BF H R ER SO BB IBB HBP BLK WP HR S P ERA WHIP

San Diego Padres @ Florida Marlins
Pro Player Stadium, Miami, FL
Mon Aug 27 2001, 7:05 PM EDT
Att: 9,294 - Cloudy - 87 F

AB	35
R	8
H	10
RBI	8
BB	8
SO	11
LOB	25



Batter	1	2	3	4	5	6	7	8	9	AB	R	H	RBI	BB	SO	LOB	BOTTOM		
Dave Berg, R OBP: 0.280, SLG: 0.374	2-1 HR		1-0 F9		4-2 BB				2-3 K	4	1	1	1	1	2	0			
Eric Owens, R OBP: 0.298, SLG: 0.342	1-2 BB 1B		0-0 1B		0-3 K				2-3 K	4	0	2	0	0	2	1			
Preston Wilson, R OBP: 0.326, SLG: 0.461	4-1 FC5-4 BB		2-3 K		0-1 1B SF7 1B				4-1 BB G6-4-3 BB	2	2	1	0	2	1	1			
Mike Lowell, R OBP: 0.349, SLG: 0.463	1-0 F8		0-0 F7		1-1 F8 1B				4-1 G6-4-3 BB	3	0	1	0	1	0	3			
Kevin Millar, R OBP: 0.367, SLG: 0.543	1-1 L8				0-0 G5-3				4-1 G6-4-3 BB	3	0	1	0	1	0	2			
Derek Lee, R OBP: 0.331, SLG: 0.472	1-2 FC5-4				0-3 K				1-2 SF7	3	0	0	1	0	1	4			
Charles Johnson, R OBP: 0.341, SLG: 0.497		1-2 G1-4-3 1B			1-2 F3				1-2 F8	4	0	1	0	0	0	3			
Alex Gonzalez, R OBP: 0.313, SLG: 0.391		2-2 G1-4-3			0-0 F3				0-3 K	4	0	0	0	0	2	3			
A.J. Burnett, R Andy Fox, L Juan Nieves, R John Mabry, R Braden Looper, R Armando Almanza, L Luis Castillo, S	2-0 P6				1-2 F9				3-2 G4-3	1	0	0	0	0	0	0			
Inning Stats	R: 1 H: 2 E: 0 K: 0 S: 14	H: 1 R: 2 ER: 2 LOB: 0 BB: 1 P: 24	R: 0 H: 1 E: 0 K: 1 S: 6	H: 1 R: 0 ER: 0 LOB: 1 BB: 0 P: 9	R: 0 H: 0 E: 0 K: 1 S: 7	H: 0 R: 1 ER: 1 LOB: 0 BB: 0 P: 8	R: 0 H: 0 E: 0 K: 1 S: 11	H: 0 R: 52 ER: 2 LOB: 2 BB: 1 P: 16	R: 1 H: 3 E: 0 K: 1 S: 12	H: 3 R: 1 ER: 1 LOB: 2 BB: 0 P: 16	R: 0 H: 0 E: 0 K: 2 S: 11	H: 0 R: 0 ER: 0 LOB: 0 BB: 0 P: 19	R: 1 H: 0 E: 0 K: 0 S: 10	H: 0 R: 0 ER: 0 LOB: 3 BB: 3 P: 25	R: 0 H: 0 E: 0 K: 2 S: 9	H: 0 R: 0 ER: 0 LOB: 0 BB: 0 P: 16	1B: 6 2B: 0 3B: 0 HR: 1	SF: 1 SAC: 0 DP: 2 HBP: 0	WP: 0 PA: 37 PB: 0 SB: 0 CS: 0
PITCHER	IP WLS BF H R ER SO BB IBB HBP BLK WP HR S P ERA WHIP	IP WLS BF H R ER SO BB IBB HBP BLK WP HR S P ERA WHIP	IP WLS BF H R ER SO BB IBB HBP BLK WP HR S P ERA WHIP	IP WLS BF H R ER SO BB IBB HBP BLK WP HR S P ERA WHIP	IP WLS BF H R ER SO BB IBB HBP BLK WP HR S P ERA WHIP	IP WLS BF H R ER SO BB IBB HBP BLK WP HR S P ERA WHIP	IP WLS BF H R ER SO BB IBB HBP BLK WP HR S P ERA WHIP	IP WLS BF H R ER SO BB IBB HBP BLK WP HR S P ERA WHIP	IP WLS BF H R ER SO BB IBB HBP BLK WP HR S P ERA WHIP	IP WLS BF H R ER SO BB IBB HBP BLK WP HR S P ERA WHIP	IP WLS BF H R ER SO BB IBB HBP BLK WP HR S P ERA WHIP	IP WLS BF H R ER SO BB IBB HBP BLK WP HR S P ERA WHIP	IP WLS BF H R ER SO BB IBB HBP BLK WP HR S P ERA WHIP	IP WLS BF H R ER SO BB IBB HBP BLK WP HR S P ERA WHIP	IP WLS BF H R ER SO BB IBB HBP BLK WP HR S P ERA WHIP	IP WLS BF H R ER SO BB IBB HBP BLK WP HR S P ERA WHIP	IP WLS BF H R ER SO BB IBB HBP BLK WP HR S P ERA WHIP	IP WLS BF H R ER SO BB IBB HBP BLK WP HR S P ERA WHIP	IP WLS BF H R ER SO BB IBB HBP BLK WP HR S P ERA WHIP

San Diego Padres @ Florida Marlins
Pro Player Stadium, Miami, FL
Mon Aug 27 2001, 7:05 PM EDT
Att: 9,294 - Cloudy - 87 F

AB	31
R	3
H	7
RBI	2
BB	5
SO	8
LOB	17



Batter	1	2	3	4	5	6	7	8	9	AB	R	H	RBI	BB	SO	LOB	TOP								
D'Angelo Jimenez, S OBP: 0.356, SLG: 0.354	(1, 6) K		(0-1) 2B	(4-2) 1B SF9 BB		(2-2) F9		(0-1) G3-1		4	2	1	0	1	1	1									
Mike Darr, L OBP: 0.364, SLG: 0.344	(1, 8) F9		(1-2) F9	(1-0) E		(0-0) G4-3			(1-1) F8	5	1	2	1	0	0	0									
Ryan Klesko, L OBP: 0.393, SLG: 0.531	(1, 3) 1B		(4-2) FC6-4	(1-2) SF9		(1-1) L6			(1-2) HR	3	1	2	2	1	0	0									
Phil Nevin, R OBP: 0.398, SLG: 0.587	(1, 5) K		(2-1) F9						(2-2) G4-3	4	0	1	0	0	1	4									
Dave Magadan, L OBP: 0.325, SLG: 0.345	(7, 5) K		(2-3) F9	(2-2) G5-3					(2-2) G4-3	1	0	0	0	0	0	0									
Ray Lankford, L OBP: 0.353, SLG: 0.494	(1, 7) K		(2-2) FC6-4			(1-2) G4-6-3			(2-1) 2B	4	1	1	1	1	1	2									
Bubba Trammell, R OBP: 0.337, SLG: 0.480	(1, 9) K		(0-3) 1B			(0-1) L9			(2-3) K	5	0	1	1	0	2	2									
Wiki Gonzalez, R OBP: 0.355, SLG: 0.509	(1, 2) E		(0-0) 1B			(1-1) G4-3			(0-2) G5-3	4	0	2	0	0	0	1									
Damian Jackson, R OBP: 0.326, SLG: 0.355	(1, 4) E4		(0-3) K			(4-0) IBB			(1-2) SH1-3	3	0	1	0	1	1	3									
Brian Lawrence, R OBP: 0.188, SLG: 0.313	(1, 1) F7		(0-1) G4-3			(0-2) F4			(0-1) SH1-3	3	0	0	0	0	0	4									
Jose Nunez, L (9, 1)										0	0	0	0	0	0	0									
Trevor Hoffman, R (9, 1)										0	0	0	0	0	0	0									
Inning Stats	R: 0 E: 0 K: 2 S: 10	H: 1 LOB: 1 BB: 0 P: 14	R: 0 E: 1 K: 2 S: 14	H: 1 LOB: 2 BB: 0 P: 19	R: 3 E: 0 K: 1 S: 18	H: 4 LOB: 2 BB: 1 P: 30	R: 1 E: 1 K: 0 S: 13	H: 1 LOB: 1 BB: 1 P: 22	R: 0 E: 1 K: 0 S: 11	H: 0 LOB: 2 BB: 2 P: 20	R: 0 E: 0 K: 0 S: 8	H: 0 LOB: 0 BB: 0 P: 11	R: 0 E: 0 K: 0 S: 7	H: 1 LOB: 0 BB: 0 P: 9	R: 0 E: 0 K: 0 S: 10	H: 1 LOB: 1 BB: 0 P: 11	R: 1 E: 0 K: 1 S: 15	H: 2 LOB: 1 BB: 0 P: 23	1B: 8 2B: 2 3B: 0 HR: 1	SF: 1 SAC: 1 DP: 1 HBP: 0	WP: 0 PB: 0 SB: 1 CS: 0	PA: 42			
PITCHER	IP	WLS	BF	H	R	ER	SO	BB	IBB	HBP	BLK	WP	HR	S	P	ERA	WHIP								
Darryl Kile, R ERA: 2.92	(1, 1) 5.0	L	27	7	4	4	5	3	1	0	0	0	0	66	105	7.20	2.000								
Mike Matthews, L ERA: 3.59	(6, 1) 1.0		3	0	0	0	0	0	0	0	0	0	0	8	11	0.00	0.000								
Mike Timlin, R ERA: 3.84	(7, 1) 2.0		7	2	0	0	0	0	0	0	0	0	0	17	20	0.00	1.000								
Luther Hackman, R ERA: 4.88	(9, 1) 1.0		5	2	1	1	1	0	0	0	0	0	1	15	23	9.00	2.000								

San Diego Padres @ St. Louis Cardinals
 Busch Stadium, St. Louis, MO
 Tue Aug 28 2001, 7:10 PM CDT
 Att: 34,431 - Sunny - 89 F

AB	36
R	5
H	11
RBI	5
BB	4
SO	6
LOB	17



Batter	1	2	3	4	5	6	7	8	9	AB	R	H	RBI	BB	SO	LOB	BOTTOM								
Fernando Vina, L OBP: 0.356, SLG: 0.403	(1, 4) G6-3			(1-1) F9		(0-1) F9		(0-0) G3		4	0	0	0	0	0	1									
Placido Polanco, R OBP: 0.353, SLG: 0.402	(1, 5) K			(0-0) G5-3		(1-1) F9			(2-1) G6-3	4	0	0	0	0	1	1									
J.D. Drew, L OBP: 0.423, SLG: 0.664	(1, 9) G1-3			(0-0) G5-3		(2-1) G1-6-3			(2-2) F8	4	0	0	0	0	0	1									
5 Albert Pujols, R OBP: 0.400, SLG: 0.611		(0-0) G1-3			(3-2) L3		(0-2) L7		(0-2) 15 BB	4	1	1	0	0	0	0									
15 Jim Edmonds, L OBP: 0.384, SLG: 0.520		(0-3) K			(1-2) HR		(0-0) PB		(4-1) 2B	3	1	2	1	1	1	0									
Craig Paquette, R OBP: 0.314, SLG: 0.463		(1-0) G6-3			(4-1) FC6-4		(3-3) K		(0-0) 2B	3	0	1	1	1	1	1									
Edgar Renteria, R OBP: 0.315, SLG: 0.368			(2-3) K		(0-0) F7		(3-2) G5-3			3	0	0	0	0	1	2									
Mike Matheny, R OBP: 0.288, SLG: 0.296			(2-1) G4-3		(2-2) FC6-4			(1-3) K		2	0	0	0	0	0	1									
Bobby Bonilla, S OBP: 0.320, SLG: 0.369					(1-2) K					1	0	0	0	0	1	0									
Luther Hackman, R (9, 1)										0	0	0	0	0	0	0									
Darryl Kile, R OBP: 0.172, SLG: 0.200										1	0	0	0	0	1	0									
Mike Matthews, L OBP: 0.125, SLG: 0.313										0	0	0	0	0	0	0									
Kerry Robinson, R OBP: 0.337, SLG: 0.346										1	0	1	0	0	0	0									
Mike Timlin, R (7, 1)										0	0	0	0	0	0	0									
Ei Marrero, R OBP: 0.250, SLG: 0.438										1	0	0	0	0	0	0									
Inning Stats	R: 0 E: 0 K: 1 S: 7	H: 0 LOB: 0 BB: 0 P: 11	R: 0 E: 0 K: 1 S: 5	H: 0 LOB: 0 BB: 0 P: 6	R: 0 E: 0 K: 2 S: 9	H: 0 LOB: 0 BB: 0 P: 16	R: 0 E: 0 K: 0 S: 4	H: 0 LOB: 0 BB: 0 P: 5	R: 1 E: 0 K: 0 S: 12	H: 1 LOB: 1 BB: 1 P: 22	R: 0 E: 0 K: 0 S: 8	H: 1 LOB: 1 BB: 0 P: 13	R: 0 E: 0 K: 1 S: 10	H: 1 LOB: 0 BB: 0 P: 16	R: 0 E: 0 K: 1 S: 7	H: 0 LOB: 0 BB: 0 P: 9	R: 1 E: 0 K: 0 S: 10	H: 2 LOB: 2 BB: 1 P: 18	1B: 2 2B: 2 3B: 0 HR: 1	SF: 0 SAC: 0 DP: 0 HBP: 0	WP: 0 PB: 1 SB: 0 CS: 0	PA: 33			
PITCHER	IP	WLS	BF	H	R	ER	SO	BB	IBB	HBP	BLK	WP	HR	S	P	ERA	WHIP								
Brian Lawrence, R ERA: 3.23	(1, 1) 8.2	W	31	4	2	2	6	1	0	0	0	0	0	70	110	2.08	0.577								
Jose Nunez, L ERA: 5.49	(9, 1) 0.0		1	0	0	0	0	1	0	0	0	0	0	1	5	∞	∞								
Trevor Hoffman, R ERA: 2.93	(9, 1) 0.1	S	1	1	0	0	0	0	0	0	0	0	0	1	1	0.00	3.000								

San Diego Padres @ St. Louis Cardinals
 Busch Stadium, St. Louis, MO
 Tue Aug 28 2001, 7:10 PM CDT
 Att: 34,431 - Sunny - 89 F

AB	31
R	2
H	5
RBI	2
BB	2
SO	6
LOB	7



Batter	1	2	3	4	5	6	7	8	9	AB	R	H	RBI	BB	SO	LOB	TOP					
Craig Counsell, L OBP: 0.355, SLG: 0.353 (1, 6)	F9		K			SH1-3 1B	F7			4	1	1	0	0	1	0	Arizona Diamondbacks @ San Diego Padres Qualcomm Stadium, San Diego, CA Fri Aug 31 2001, 8:05 PM EDT Sunny - 75 F livebaseballscorecards.com					
Junior Salvey, R OBP: 0.359, SLG: 0.424 (1, 4)	G5-3			G4-3		SH1-3		F9		3	0	0	0	0	0	0						
Luis Gonzalez, L OBP: 0.441, SLG: 0.724 (1, 7)	G5-3				HR	1B		G6-3		3	1	1	1	1	0	0						
Mark Grace, L OBP: 0.396, SLG: 0.481 (1, 3)		G4-3		F8		1B		F8		4	0	1	1	0	0	0						
Matt Williams, R OBP: 0.312, SLG: 0.471 (1, 5)		K		K		K		G5-3		4	0	0	0	0	3	2						
David Dellucci, L OBP: 0.353, SLG: 0.522 (1, 9)					K	K		G4-3		3	0	0	0	1	2	2						
Danny Bautista, R OBP: 0.320, SLG: 0.373 (1, 8)						HR				3	2	2	2	1	0	1						
Damian Miller, R OBP: 0.331, SLG: 0.424 (1, 2)			L4		F7		K			4	0	0	0	0	1	1						
Curt Schilling, R OBP: 0.114, SLG: 0.129 Bret Prinz, R (9, 1)			G6-3		G6-3		G4-3			3	0	0	0	0	0	0						
Inning Stats	R: 0 E: 0 K: 0 S: 6	H: 0 LOB: 0 BB: 0 P: 8	R: 0 E: 0 K: 1 S: 9	H: 0 LOB: 1 BB: 1 P: 18	R: 0 E: 0 K: 1 S: 6	H: 0 LOB: 0 BB: 0 P: 11	R: 1 E: 0 K: 1 S: 10	H: 1 LOB: 0 BB: 0 P: 17	R: 1 E: 0 K: 1 S: 8	H: 1 LOB: 0 BB: 0 P: 13	R: 1 E: 0 K: 2 S: 14	H: 2 LOB: 2 BB: 1 P: 27	R: 1 E: 0 K: 1 S: 11	H: 1 LOB: 0 BB: 0 P: 16	R: 0 E: 0 K: 0 S: 5	H: 0 LOB: 0 BB: 0 P: 7	R: 0 E: 0 K: 0 S: 7	H: 0 LOB: 1 BB: 1 P: 14	1B: 2 2B: 0 3B: 0 HR: 3	SF: 0 SAC: 1 DP: 0 HBP: 0	WP: 0 PB: 1 SB: 0 CS: 0	PA: 35
PITCHER	IP	WLS	BF	H	R	ER	SO	BB	IBB	HBP	BLK	WP	HR	S	P	ERA	WHIP					
Brett Jodie, R ERA: 10.29 (1, 1)	5.0	L	18	2	2	2	4	1	0	0	0	0	2	39	67	3.60	0.600					
Chuck McElroy, L ERA: 4.95 (6, 1)	0.1		4	2	1	1	0	0	1	0	0	0	0	7	17	27.00	6.000					
Wascar Serrano, R ERA: 5.14 (6, 1)	2.2		9	1	1	1	3	0	0	0	0	0	0	23	33	3.38	0.375					
David Lundquist, R ERA: 4.3 (9, 1)	1.0		4	0	0	0	0	1	0	0	0	0	0	7	14	0.00	1.000					

Batter	1	2	3	4	5	6	7	8	9	AB	R	H	RBI	BB	SO	LOB	BOTTOM					
D'Angelo Jimenez, S OBP: 0.345, SLG: 0.335 (1, 6)	G3-1		K		K			K		4	0	0	0	0	3	2	Arizona Diamondbacks @ San Diego Padres Qualcomm Stadium, San Diego, CA Fri Aug 31 2001, 8:05 PM EDT Sunny - 75 F livebaseballscorecards.com					
Mike Darr, L OBP: 0.357, SLG: 0.337 (1, 8)	K			BB 1B		G6-3		G3-1		4	0	1	0	0	1	0						
Ryan Klesko, L OBP: 0.399, SLG: 0.557 (1, 3)	G3			K		G3				4	1	1	1	0	1	1						
Phil Nevin, R OBP: 0.397, SLG: 0.588 David Lundquist, R Rickey Henderson, R OBP: 0.355, SLG: 0.323 (9, PH)		F3		K		P4		G3-1		3	0	0	0	0	1	1						
Ray Lankford, L OBP: 0.355, SLG: 0.499 (1, 7)		K			BB			F8 2B		3	0	2	0	1	1	0						
Bubba Trammell, R OBP: 0.339, SLG: 0.479 (1, 9)		F9			F9		F7	F8 2B		4	0	0	0	0	0	4						
Wiki Gonzalez, R OBP: 0.376, SLG: 0.521 (1, 2)				FC1-6 1B		S 1B		K		4	0	2	0	0	1	2						
Damian Jackson, R OBP: 0.320, SLG: 0.347 (1, 4)				K		K		F8		3	0	0	0	0	2	3						
Brett Jodie, R Tony Gwynn, L Chuck McElroy, L Wascar Serrano, R Dave Magadan, L (9, 5)				FC1-6		F7		K		1	0	0	0	0	0	1						
Inning Stats	R: 0 E: 0 K: 1 S: 14	H: 0 LOB: 0 BB: 0 P: 20	R: 0 E: 0 K: 1 S: 9	H: 0 LOB: 0 BB: 0 P: 14	R: 0 E: 0 K: 2 S: 11	H: 1 LOB: 1 BB: 0 P: 19	R: 0 E: 0 K: 2 S: 10	H: 1 LOB: 2 BB: 1 P: 19	R: 0 E: 0 K: 0 S: 8	H: 0 LOB: 0 BB: 0 P: 12	R: 0 E: 0 K: 1 S: 7	H: 1 LOB: 1 BB: 0 P: 7	R: 0 E: 0 K: 2 S: 9	H: 0 LOB: 0 BB: 0 P: 12	R: 1 E: 0 K: 0 S: 10	H: 2 LOB: 1 BB: 0 P: 15	1B: 3 2B: 2 3B: 0 HR: 1	SF: 0 SAC: 0 DP: 0 HBP: 0	WP: 0 PB: 1 SB: 1 CS: 0	PA: 34		
PITCHER	IP	WLS	BF	H	R	ER	SO	BB	IBB	HBP	BLK	WP	HR	S	P	ERA	WHIP					
Curt Schilling, R ERA: 2.91 Bret Prinz, R ERA: 2.00 (9, 1)	8.1	W	32	6	1	1	11	1	0	0	0	0	0	4	5	1.08	0.840					

Batter	1	2	3	4	5	6	7	8	9	AB	R	H	RBI	BB	SO	LOB	TOP					
Craig Counsell, L OBP: 0.397, SLG: 0.356 (1, 6)	L6		G6-3						FC6-4	4	0	1	1	1	0	2	Arizona Diamondbacks @ San Diego Padres Qualcomm Stadium, San Diego, CA Sat Sep 01 2001, 10:05 PM EDT Att: 34,252 - Sunny - 72 F					
Jay Bell, R OBP: 0.344, SLG: 0.398 Junior Spivey, R OBP: 0.361, SLG: 0.445 (1, 4) (7, 4)	K			G5-3		F8	CS			3	0	0	0	0	1	1						
Luis Gonzalez, L OBP: 0.439, SLG: 0.718 (1, 7)	P6			F2		F9		F4		4	0	0	0	0	0	1						
Mark Grace, L OBP: 0.394, SLG: 0.478 (1, 3)		G4-3						F8		4	0	1	0	0	0	0						
Matt Williams, R OBP: 0.315, SLG: 0.472 (1, 5)	K			K						4	1	2	0	0	2	1						
Steve Finley, L OBP: 0.331, SLG: 0.384 (1, 8)					K					4	1	2	0	0	1	1						
Reggie Sanders, R OBP: 0.321, SLG: 0.543 (1, 9)					K					4	1	1	1	0	2	1						
Damian Miller, R OBP: 0.333, SLG: 0.429 David Dellucci, L OBP: 0.354, SLG: 0.519 (9, PH)					F7					3	1	2	1	0	0	0						
Albie Lopez, D Mike Chirgwin, L Miguel Batista, R Eric Knott, L Erik Sabel, R Byung-Hyun Kim, R Mike Morgan, R Ernie Duncan, L Ryan Christensen, R										0	0	0	0	0	0	0						
Inning Stats	R: 0 E: 0 K: 1 S: 8	H: 0 LOB: 0 BB: 0 P: 13	R: 0 E: 0 K: 1 S: 11	H: 1 LOB: 1 BB: 0 P: 17	R: 0 E: 0 K: 0 S: 6	H: 1 LOB: 0 BB: 0 P: 10	R: 0 E: 0 K: 1 S: 11	H: 1 LOB: 1 BB: 0 P: 15	R: 0 E: 0 K: 2 S: 9	H: 0 LOB: 0 BB: 1 P: 15	R: 4 E: 0 K: 0 S: 11	H: 5 LOB: 0 BB: 0 P: 18	R: 1 E: 0 K: 0 S: 9	H: 2 LOB: 1 BB: 0 P: 15	R: 0 E: 0 K: 1 S: 10	H: 0 LOB: 1 BB: 1 P: 17		1B: 7 2B: 2 3B: 0 HR: 1	SF: 1 SAC: 0 DP: 1 HBP: 0	WP: 0 PB: 0 SB: 0 CS: 1	PA: 38	
PITCHER	IP	WLS	BF	H	R	ER	SO	BB	IBB	HBP	BLK	WP	HR	S	P	ERA	WHIP					
Brian Tolberg, R ERA: 4.07 Jose Nunez, L ERA: 5.25 David Lee, R ERA: 4.15 Trevor Hoffman, R ERA: 2.81	(1, 1)		7.0	28	8	4	4	5	1	0	0	0	0	0	65	103	5.14	1.286				
	(8, 1)	0.2		3	1	1	1	0	0	0	0	0	0	1	5	9	13.50	1.500				
	(8, 1)	0.1	W	2	1	0	0	0	0	0	0	0	0	4	6	0.00	3.000					
	(9, 1)	1.0	S	4	0	0	0	1	1	0	0	0	0	10	17	0.00	1.000					

Batter	1	2	3	4	5	6	7	8	9	AB	R	H	RBI	BB	SO	LOB	BOTTOM					
Rickey Henderson, R OBP: 0.361, SLG: 0.334 (1, 7)	K		G5-3							4	1	2	1	1	1	1	Arizona Diamondbacks @ San Diego Padres Qualcomm Stadium, San Diego, CA Sat Sep 01 2001, 10:05 PM EDT Att: 34,252 - Sunny - 72 F					
D'Angelo Jimenez, S OBP: 0.356, SLG: 0.353 (1, 6)										5	1	3	1	0	1	3						
Ryan Klesko, L OBP: 0.400, SLG: 0.557 (1, 3)										3	1	1	0	1	1	1						
Phil Nevin, R OBP: 0.398, SLG: 0.588 Mike Darr, L OBP: 0.359, SLG: 0.339 Cesar Crespo, S OBP: 0.318, SLG: 0.295 (8, PR) (9, 5)										3	0	1	0	1	1	2						
Ray Lankford, L OBP: 0.354, SLG: 0.504 (1, 8)										0	1	0	0	0	0	0						
Ray Lankford, L OBP: 0.354, SLG: 0.504 (1, 8)										0	0	0	0	0	0	0						
Ray Lankford, L OBP: 0.354, SLG: 0.504 (1, 8)										4	1	1	4	0	2	3						
Bubba Trammell, R OBP: 0.339, SLG: 0.476 (1, 9)										3	1	0	0	0	0	3						
Ben Davis, S OBP: 0.351, SLG: 0.360 (1, 2)										4	0	1	0	0	2	1						
Damian Jackson, R OBP: 0.321, SLG: 0.349 (1, 4)										4	1	2	1	0	1	1						
Brian Tolberg, R OBP: 0.226, SLG: 0.143 Dave Mendenhall, L OBP: 0.322, SLG: 0.342 Jose Nunez, L David Lee, R Tony Gwynn, L Trevor Hoffman, R										2	0	0	0	0	1	2						
Inning Stats	R: 0 E: 0 K: 1 S: 6	H: 1 LOB: 0 BB: 0 P: 11	R: 0 E: 0 K: 1 S: 7	H: 0 LOB: 0 BB: 0 P: 12	R: 0 E: 0 K: 1 S: 7	H: 1 LOB: 1 BB: 0 P: 10	R: 0 E: 0 K: 2 S: 9	H: 1 LOB: 2 BB: 1 P: 16	R: 1 E: 0 K: 3 S: 12	H: 2 LOB: 1 BB: 0 P: 18	R: 0 E: 0 K: 1 S: 10	H: 1 LOB: 1 BB: 0 P: 15	R: 0 E: 0 K: 1 S: 9	H: 0 LOB: 0 BB: 0 P: 13	R: 6 E: 0 K: 0 S: 18	H: 5 LOB: 2 BB: 2 P: 34	1B: 9 2B: 1 3B: 0 HR: 1	SF: 0 SAC: 0 DP: 1 HBP: 1	WP: 0 PB: 1 SB: 3 CS: 0	PA: 38		
PITCHER	IP	WLS	BF	H	R	ER	SO	BB	IBB	HBP	BLK	WP	HR	S	P	ERA	WHIP					
Albie Lopez, R ERA: 4.65 Miguel Batista, R ERA: 3.63 Eric Knott, L ERA: Erik Sabel, R ERA: 4.0 Byung-Hyun Kim, R ERA: 2.81	(1, 1)		6.0	24	6	1	1	9	1	0	0	0	0	15	22	18.00	2.000					
	(7, 1)	1.0	H	5	2	2	2	1	0	0	0	0	0	1	1	∞	∞					
	(8, 1)	0.0		1	1	0	0	0	0	0	0	0	0	1	1	∞	∞					
	(8, 1)	0.0		1	0	0	0	0	1	0	0	0	0	1	5	∞	∞					
	(8, 1)	0.2	L	6	2	4	4	0	1	0	1	0	0	1	8	17	54.00	4.500				

Batter	1	2	3	4	5	6	7	8	9	10	11	12	13	AB R H RBI BB SO LOB	TOP							
Tony Wornack, L OBP: 0.278, SLG: 0.307 (1, 6)														6 0 0 0 0 1 1	Arizona Diamondbacks @ San Diego Padres Qualcomm Stadium, San Diego, CA Sun Sep 02 2001, 5:05 PM EDT Att. 23,475 - Sunny - 79 F							
Craig Counsell, L OBP: 0.355, SLG: 0.353 (10, 5)																6 0 1 0 1 0 2						
Luis Gonzalez, L OBP: 0.440, SLG: 0.714 (1, 7)																3 0 0 0 4 0 0						
Mark Grace, L OBP: 0.391, SLG: 0.476 (1, 3)														6 0 1 0 0 0 6								
Matt Williams, R OBP: 0.313, SLG: 0.471 (10, PR) OBP: 0.359, SLG: 0.442 (10, 4)														5 0 1 0 0 1 3 1 0 0 0 0 1 2								
Steve Finley, L OBP: 0.335, SLG: 0.390 (10, PH) OBP: 0.322, SLG: 0.541 (10, 9)														4 0 3 0 0 1 0 1 0 0 0 1 1 1								
David Dellucci, L OBP: 0.349, SLG: 0.505 (10, 8)														5 0 0 0 1 1 6								
Damian Miller, R OBP: 0.335, SLG: 0.429 (11, PH) OBP: 0.346, SLG: 0.516 (11, 2)														3 0 1 0 1 1 3 1 0 0 0 0 1 0 0 0 0 0 1 0 0								
David Dellucci, L OBP: 0.349, SLG: 0.505 (10, 8)														3 0 1 0 1 1 3 1 0 0 0 0 1 0 0 0 0 0 1 0 0								
David Dellucci, L OBP: 0.349, SLG: 0.505 (10, 8)														3 0 1 0 1 1 3 1 0 0 0 0 1 0 0 0 0 0 1 0 0								
David Dellucci, L OBP: 0.349, SLG: 0.505 (10, 8)														3 0 1 0 1 1 3 1 0 0 0 0 1 0 0 0 0 0 1 0 0								
David Dellucci, L OBP: 0.349, SLG: 0.505 (10, 8)														3 0 1 0 1 1 3 1 0 0 0 0 1 0 0 0 0 0 1 0 0								
David Dellucci, L OBP: 0.349, SLG: 0.505 (10, 8)														3 0 1 0 1 1 3 1 0 0 0 0 1 0 0 0 0 0 1 0 0								
David Dellucci, L OBP: 0.349, SLG: 0.505 (10, 8)														3 0 1 0 1 1 3 1 0 0 0 0 1 0 0 0 0 0 1 0 0								
Inning Stats	R: 0 E: 0 K: 1 S: 7	H: 0 LOB: 0 BB: 0 P: 8	R: 0 E: 0 K: 0 S: 11	H: 2 LOB: 3 BB: 1 P: 19	R: 0 E: 0 K: 3 S: 11	H: 1 LOB: 2 BB: 0 P: 13	R: 0 E: 0 K: 0 S: 6	H: 1 LOB: 2 BB: 1 P: 14	R: 0 E: 0 K: 2 S: 12	H: 1 LOB: 2 BB: 1 P: 16	R: 0 E: 0 K: 1 S: 9	H: 0 LOB: 1 BB: 3 P: 15	R: 0 E: 0 K: 1 S: 7	H: 0 LOB: 3 BB: 3 P: 20	R: 1 E: 0 K: 0 S: 9	H: 1 LOB: 3 BB: 3 P: 26	1B: 4 2B: 3 3B: 0 HR: 0	SF: 0 SAC: 2 DP: 0 HBP: 1	WP: 1 PB: 0 SB: 0 CS: 0	PA: 58		
PITCHER	IP WLS BF H R ER SO BB IBB HBP BLK WP HR S P ERA WHIP	8.0 35 6 0 0 6 2 2 0 0 0 0 0 0 9 12 0.00 0.000	1.0 3 0 0 0 0 0 0 0 0 0 0 0 0 6 10 0.00 1.500	0.2 3 1 0 0 0 0 0 0 0 0 0 0 0 3 20 0.00 0.000	1.1 5 0 0 0 3 0 0 1 0 0 0 0 12 20 0.00 0.000	0.0 2 0 0 0 0 1 1 0 0 1 0 0 1 9 ∞ ∞	2.0 10 0 0 0 1 3 1 0 0 0 0 0 15 37 0.00 1.500	12.1 10 0 0 0 1 1 1 0 0 0 0 0 15 37 0.00 1.500	12.1 10 0 0 0 1 1 1 0 0 0 0 0 15 37 0.00 1.500	12.1 10 0 0 0 1 1 1 0 0 0 0 0 15 37 0.00 1.500	12.1 10 0 0 0 1 1 1 0 0 0 0 0 15 37 0.00 1.500	12.1 10 0 0 0 1 1 1 0 0 0 0 0 15 37 0.00 1.500	12.1 10 0 0 0 1 1 1 0 0 0 0 0 15 37 0.00 1.500	12.1 10 0 0 0 1 1 1 0 0 0 0 0 15 37 0.00 1.500	12.1 10 0 0 0 1 1 1 0 0 0 0 0 15 37 0.00 1.500	12.1 10 0 0 0 1 1 1 0 0 0 0 0 15 37 0.00 1.500	12.1 10 0 0 0 1 1 1 0 0 0 0 0 15 37 0.00 1.500	12.1 10 0 0 0 1 1 1 0 0 0 0 0 15 37 0.00 1.500	12.1 10 0 0 0 1 1 1 0 0 0 0 0 15 37 0.00 1.500	12.1 10 0 0 0 1 1 1 0 0 0 0 0 15 37 0.00 1.500	12.1 10 0 0 0 1 1 1 0 0 0 0 0 15 37 0.00 1.500	12.1 10 0 0 0 1 1 1 0 0 0 0 0 15 37 0.00 1.500
Brian Lawrence, R ERA: 2.93	8.0	35	6	0	0	6	2	2	0	0	0	0	0	0	9	12	0.00	0.000				
Trevor Hoffman, R ERA: 2.76	1.0	3	0	0	0	0	0	0	0	0	0	0	0	0	6	10	0.00	1.500				
Jose Nunez, L ERA: 5.19	0.2	3	1	0	0	0	0	0	0	0	0	0	0	0	3	20	0.00	0.000				
Jeremy Fikac, R ERA: 4.95	1.1	5	0	0	0	3	0	0	1	0	0	0	0	1	12	20	0.00	0.000				
Chuck McElroy, L ERA: 4.95	0.0	2	0	0	0	0	1	1	0	0	1	0	0	1	9	∞	∞	∞				

Batter	1	2	3	4	5	6	7	8	9	10	11	12	13	AB R H RBI BB SO LOB	BOTTOM							
Rickey Henderson, R OBP: 0.362, SLG: 0.531 (1, 7)														3 0 0 0 2 0 2	Arizona Diamondbacks @ San Diego Padres Qualcomm Stadium, San Diego, CA Sun Sep 02 2001, 5:05 PM EDT Att. 23,475 - Sunny - 79 F							
D'Angelo Jimenez, S OBP: 0.346, SLG: 0.344 (1, 6)														5 0 0 0 0 0 4 3								
Phil Nevin, R OBP: 0.395, SLG: 0.586 (1, 5)														5 0 2 0 0 0 2 2								
Bubba Trammell, R OBP: 0.338, SLG: 0.470 (1, 9)														5 0 0 0 0 0 2 3								
Wiki Gonzalez, R OBP: 0.362, SLG: 0.500 (1, 2)														5 0 0 0 0 0 2 0								
Ben Davis, S OBP: 0.349, SLG: 0.357 (8, 3)														3 0 0 0 0 0 2 0 0 0 0 0 0 0 0 0 2 1 1 1 0 1 0 0								
Dave Magadan, L OBP: 0.323, SLG: 0.342 (10, PH) OBP: 0.400, SLG: 0.563 (11, 3)														3 0 0 0 0 0 2 0 0 0 0 0 0 0 0 0 2 1 1 1 0 1 0 0								
Damian Jackson, R OBP: 0.321, SLG: 0.346 (1, 4)														3 0 0 0 0 1 2 0								
Cesar Crespo, S OBP: 0.316, SLG: 0.286 (1, 8)														3 0 0 0 1 2 1								
Brian Lawrence, R ERA: 2.93	7.1	27	2	0	0	14	3	0	0	0	0	0	0	0		3	5	0.00	0.000			
Mike Morgan, R ERA: 5.33	2.0	6	0	0	0	3	0	0	0	0	0	0	0	0		16	22	0.00	0.000			
Greg Swindell, L ERA: 4.3	0.1	2	0	0	0	0	1	0	0	0	0	0	0	0		5	12	0.00	3.000			
Troy Brown, L ERA: 4.93	1.2	5	1	0	0	1	0	0	0	0	1	0	0	1		12	18	0.00	0.600			
Miguel Batista, R ERA: 3.58	1.1	5	1	0	0	1	0	0	0	0	1	0	0	1	12	18	0.00	0.600				
Inning Stats	R: 0 E: 0 K: 3 S: 15	H: 0 LOB: 1 BB: 1 P: 24	R: 0 E: 0 K: 2 S: 11	H: 0 LOB: 1 BB: 1 P: 20	R: 0 E: 0 K: 3 S: 18	H: 0 LOB: 1 BB: 1 P: 27	R: 0 E: 0 K: 1 S: 6	H: 0 LOB: 0 BB: 0 P: 9	R: 0 E: 0 K: 1 S: 9	H: 1 LOB: 0 BB: 0 P: 15	R: 0 E: 0 K: 2 S: 7	H: 0 LOB: 0 BB: 0 P: 9	R: 0 E: 0 K: 1 S: 6	H: 1 LOB: 0 BB: 0 P: 9	R: 1 E: 0 K: 0 S: 1	H: 1 LOB: 0 BB: 0 P: 1	1B: 3 2B: 1 3B: 0 HR: 1	SF: 0 SAC: 0 DP: 2 HBP: 0	WP: 1 PB: 0 SB: 3 CS: 0	PA: 42		
PITCHER	IP WLS BF H R ER SO BB IBB HBP BLK WP HR S P ERA WHIP	7.1 27 2 0 0 14 3 0 0 0 0 0 0 0 3 5 0.00 0.000	2.0 6 0 0 0 3 0 0 0 0 0 0 0 0 16 22 0.00 0.000	0.1 2 0 0 0 0 1 0 0 0 0 0 0 0 5 12 0.00 3.000	1.2 5 1 0 0 1 0 0 0 0 1 0 0 1 12 18 0.00 0.600	1.1 5 1 0 0 1 0 0 0 0 1 0 0 1 12 18 0.00 0.600	1.1 5 1 0 0 1 0 0 0 0 1 0 0 1 12 18 0.00 0.600	1.1 5 1 0 0 1 0 0 0 0 1 0 0 1 12 18 0.00 0.600	1.1 5 1 0 0 1 0 0 0 0 1 0 0 1 12 18 0.00 0.600	1.1 5 1 0 0 1 0 0 0 0 1 0 0 1 12 18 0.00 0.600	1.1 5 1 0 0 1 0 0 0 0 1 0 0 1 12 18 0.00 0.600	1.1 5 1 0 0 1 0 0 0 0 1 0 0 1 12 18 0.00 0.600	1.1 5 1 0 0 1 0 0 0 0 1 0 0 1 12 18 0.00 0.600	1.1 5 1 0 0 1 0 0 0 0 1 0 0 1 12 18 0.00 0.600	1.1 5 1 0 0 1 0 0 0 0 1 0 0 1 12 18 0.00 0.600	1.1 5 1 0 0 1 0 0 0 0 1 0 0 1 12 18 0.00 0.600	1.1 5 1 0 0 1 0 0 0 0 1 0 0 1 12 18 0.00 0.600	1.1 5 1 0 0 1 0 0 0 0 1 0 0 1 12 18 0.00 0.600	1.1 5 1 0 0 1 0 0 0 0 1 0 0 1 12 18 0.00 0.600	1.1 5 1 0 0 1 0 0 0 0 1 0 0 1 12 18 0.00 0.600	1.1 5 1 0 0 1 0 0 0 0 1 0 0 1 12 18 0.00 0.600	1.1 5 1 0 0 1 0 0 0 0 1 0 0 1 12 18 0.00 0.600
Randy Johnson, L ERA: 2.31	7.1	27	2	0	0	14	3	0	0	0	0	0	0	0	3	5	0.00	0.000				
Mike Morgan, R ERA: 5.33	2.0	6	0	0	0	3	0	0	0	0	0	0	0	0	16	22	0.00	0.000				
Greg Swindell, L ERA: 4.3	0.1	2	0	0	0	0	1	0	0	0	0	0	0	0	5	12	0.00	3.000				
Troy Brown, L ERA: 4.93	1.2	5	1	0	0	1	0	0	0	0	1	0	0	1	12	18	0.00	0.600				
Miguel Batista, R ERA: 3.58	1.1	5	1	0	0	1	0	0	0	0	1	0	0	1	12	18	0.00	0.600				

AB	45
R	0
H	7
RBI	0
BB	10
SO	10
LOB	30



AB	38
R	1
H	4
RBI	1
BB	4
SO	19
LOB	12



Batter	1	2	3	4	5	6	7	8	9	AB	R	H	RBI	BB	SO	LOB	TOP			
Fernando Vina, L OBP: 0.357, SLG: 0.409 Bobby Bonilla, S OBP: 0.315, SLG: 0.358 Steve Kline, S OBP: 1.000, SLG: 1.000 Luther Hackman, R (8, 1)	3-1 FC6-5 1B	0-0 G6-4-3			0-1 G4-3		4-0 SH1-3 5 HR BB	1-3 K		3	1	1	0	1	0	2	St. Louis Cardinals @ San Diego Padres Qualcomm Stadium, San Diego, CA Tue Sep 04 2001, 10:05 PM EDT Att: 16,304 - Sunny - 73 F			
Placido Polanco, R OBP: 0.353, SLG: 0.399	3-1 FC6-5	2-0 G6-3			0-2 5 F8 S 1B		0-0 SH1-3	0-2 FC6-4		4	0	1	0	0	0	4				
J.D. Drew, L OBP: 0.418, SLG: 0.649	0-2 G1-3				4-1 1-2 BB		1-1 P6	2-2 P5		4	0	0	0	1	0	2				
5 Albert Pujols, R OBP: 0.405, SLG: 0.622	2-2 G4-3				2-2 F8 1B		0-0 2H HR	1-2 G6-3		5	1	2	2	0	0	3				
15 Jim Edmonds, L OBP: 0.391, SLG: 0.537		4-0 1B PB E BB			0-2 G1-3		2-3 K	2-2 G3		4	2	1	1	1	1	3				
Mark McGwire, R OBP: 0.306, SLG: 0.479 Kerry Robinson, L OBP: 0.331, SLG: 0.341	4-2 E 1B BB BB				0-1 G6-3		4-2 BB	0-0 F5		2	1	0	0	2	0	0				
Edgar Renteria, R OBP: 0.317, SLG: 0.375	2-0 BB E G6-4-3 1B				1-1 G4-3		0-1 F8	1-0 1B 1B		4	1	2	0	0	0	1				
Mike Matheny, R OBP: 0.283, SLG: 0.299	0-0 E5 G6-4-3 BB				3-1 1B		2-0 F7	2-3 K		4	0	1	1	0	1	4				
Matt Morris, R OBP: 0.154, SLG: 0.143 Craig Paquette, R OBP: 0.316, SLG: 0.463 (8, PH)	4-2 G6-4-3 BB				1-3 K		1-3 K	0-2 FC6-4 1B		2	0	0	1	1	2	2				
	1-2 2-3 3-H									1	0	1	0	0	0	0				
Inning Stats	R: 0 E: 0 K: 0 S: 11	H: 1 LOB: 1 BB: 0 P: 18	R: 3 E: 1 K: 0 S: 9	H: 1 LOB: 1 BB: 3 P: 25	R: 0 E: 0 K: 0 S: 9	H: 1 LOB: 0 BB: 0 P: 12	R: 0 E: 0 K: 1 S: 9	H: 1 LOB: 1 BB: 0 P: 14	R: 0 E: 0 K: 1 S: 15	H: 0 LOB: 1 BB: 1 P: 16	R: 3 E: 0 K: 0 S: 7	H: 2 LOB: 0 BB: 1 P: 14	R: 0 E: 0 K: 2 S: 14	H: 2 LOB: 2 BB: 0 P: 18	R: 0 E: 0 K: 0 S: 10	H: 0 LOB: 0 BB: 0 P: 15	1B: 7 2B: 0 3B: 0 HR: 2	SF: 0 SAC: 1 DP: 1 HBP: 0	WP: 0 PB: 1 SB: 2 CS: 0	PA: 41
PITCHER	IP WLS BF H R ER SO BB IBB HBP BLK WP HR S P ERA WHIP	IP WLS BF H R ER SO BB IBB HBP BLK WP HR S P ERA WHIP	IP WLS BF H R ER SO BB IBB HBP BLK WP HR S P ERA WHIP	IP WLS BF H R ER SO BB IBB HBP BLK WP HR S P ERA WHIP	IP WLS BF H R ER SO BB IBB HBP BLK WP HR S P ERA WHIP	IP WLS BF H R ER SO BB IBB HBP BLK WP HR S P ERA WHIP	IP WLS BF H R ER SO BB IBB HBP BLK WP HR S P ERA WHIP	IP WLS BF H R ER SO BB IBB HBP BLK WP HR S P ERA WHIP	IP WLS BF H R ER SO BB IBB HBP BLK WP HR S P ERA WHIP	IP WLS BF H R ER SO BB IBB HBP BLK WP HR S P ERA WHIP	IP WLS BF H R ER SO BB IBB HBP BLK WP HR S P ERA WHIP	IP WLS BF H R ER SO BB IBB HBP BLK WP HR S P ERA WHIP	IP WLS BF H R ER SO BB IBB HBP BLK WP HR S P ERA WHIP	IP WLS BF H R ER SO BB IBB HBP BLK WP HR S P ERA WHIP	IP WLS BF H R ER SO BB IBB HBP BLK WP HR S P ERA WHIP	IP WLS BF H R ER SO BB IBB HBP BLK WP HR S P ERA WHIP	IP WLS BF H R ER SO BB IBB HBP BLK WP HR S P ERA WHIP			

AB	34
R	6
H	9
RBI	5
BB	6
SO	5
LOB	23



Batter	1	2	3	4	5	6	7	8	9	AB	R	H	RBI	BB	SO	LOB	BOTTOM					
D'Angelo Jimenez, S OBP: 0.346, SLG: 0.338	1-1 G5-3		3-2 G4-3 1B		0-1 G4-3			1-0 F8		4	0	1	0	0	0	0	St. Louis Cardinals @ San Diego Padres Qualcomm Stadium, San Diego, CA Tue Sep 04 2001, 10:05 PM EDT Att: 16,304 - Sunny - 73 F					
Mark Kotsay, L OBP: 0.370, SLG: 0.449	2-2 G4-3		2-2 G4-3 1B		1-0 F7		1-0 S 1B		4	1	2	0	0	0	0	0						
Ryan Klesko, L OBP: 0.395, SLG: 0.553	0-0 G5-3		0-0 G4-3		0-0 G3-1		3-3 K	1-2 K		4	0	0	0	0	1	3						
Dave Magadan, L OBP: 0.324, SLG: 0.341 Alex Arias, R OBP: 0.316, SLG: 0.333 Damian Jackson, R OBP: 0.319, SLG: 0.344 (9, 4)		3-2 1B	2-3 K		3-1 G3		1-0 WP 1B HBP		3	0	1	0	0	1	2	0						
Ray Lankford, L OBP: 0.355, SLG: 0.501	1-2 F7			1-1 1B		0-0 L4		2-1 WP 1B		4	0	2	1	0	0	1						
Bubba Trammell, R OBP: 0.330, SLG: 0.462	2-3 K			1-0 F9		2-1 G6-3		1-3 K	1-2 2-3	4	0	0	0	0	2	4						
Wiki Gonzalez, R OBP: 0.364, SLG: 0.496	1-2 1B			1-2 1B			0-1 G6-3		0-0 P4	4	0	2	0	0	0	0						
Cesar Crespo, S OBP: 0.305, SLG: 0.275 (9, 5)	1-0 F7			1-3 K			1-3 K2-3		1-1 G3	4	0	0	0	0	2	4						
Junior Herndon, R Tony Gwynn, L Brett Jodie, R Kevin Witt, L Chuck McElroy, L Rick Wilkins, L OBP: 0.228, SLG: 0.308			1-3 K		2-1 F9		2-0 F5		0-1 G4-3	1	0	0	0	0	1	0						
										1	0	0	0	0	0	2						
Inning Stats	R: 0 E: 0 K: 0 S: 6	H: 0 LOB: 0 BB: 0 P: 9	R: 0 E: 0 K: 1 S: 13	H: 2 LOB: 2 BB: 0 P: 21	R: 0 E: 0 K: 2 S: 16	H: 2 LOB: 2 BB: 0 P: 24	R: 0 E: 0 K: 1 S: 12	H: 2 LOB: 2 BB: 0 P: 18	R: 0 E: 0 K: 0 S: 4	H: 0 LOB: 0 BB: 0 P: 5	R: 0 E: 0 K: 0 S: 5	H: 0 LOB: 0 BB: 0 P: 10	R: 0 E: 0 K: 1 S: 6	H: 0 LOB: 3 BB: 0 P: 9	R: 1 E: 0 K: 2 S: 10	H: 2 LOB: 0 BB: 0 P: 19	R: 0 E: 0 K: 0 S: 5	H: 0 LOB: 0 BB: 0 P: 6	1B: 8 2B: 0 3B: 0 HR: 0	SF: 0 SAC: 0 DP: 0 HBP: 1	WP: 1 PB: 0 SB: 1 CS: 0	PA: 36
PITCHER	IP WLS BF H R ER SO BB IBB HBP BLK WP HR S P ERA WHIP	IP WLS BF H R ER SO BB IBB HBP BLK WP HR S P ERA WHIP	IP WLS BF H R ER SO BB IBB HBP BLK WP HR S P ERA WHIP	IP WLS BF H R ER SO BB IBB HBP BLK WP HR S P ERA WHIP	IP WLS BF H R ER SO BB IBB HBP BLK WP HR S P ERA WHIP	IP WLS BF H R ER SO BB IBB HBP BLK WP HR S P ERA WHIP	IP WLS BF H R ER SO BB IBB HBP BLK WP HR S P ERA WHIP	IP WLS BF H R ER SO BB IBB HBP BLK WP HR S P ERA WHIP	IP WLS BF H R ER SO BB IBB HBP BLK WP HR S P ERA WHIP	IP WLS BF H R ER SO BB IBB HBP BLK WP HR S P ERA WHIP	IP WLS BF H R ER SO BB IBB HBP BLK WP HR S P ERA WHIP	IP WLS BF H R ER SO BB IBB HBP BLK WP HR S P ERA WHIP	IP WLS BF H R ER SO BB IBB HBP BLK WP HR S P ERA WHIP	IP WLS BF H R ER SO BB IBB HBP BLK WP HR S P ERA WHIP	IP WLS BF H R ER SO BB IBB HBP BLK WP HR S P ERA WHIP	IP WLS BF H R ER SO BB IBB HBP BLK WP HR S P ERA WHIP	IP WLS BF H R ER SO BB IBB HBP BLK WP HR S P ERA WHIP					

AB	35
R	1
H	8
RBI	1
BB	0
SO	7
LOB	16



Batter	1	2	3	4	5	6	7	8	9	AB	R	H	RBI	BB	SO	LOB	TOP					
Fernando Vina, L (1,4) OBP: 0.355, SLG: 0.406	G6-3		G1-3		G3			G5-3		4	0	0	0	0	0	2						
Placido Polanco, R (1,5) OBP: 0.350, SLG: 0.395	F9		G6-3			F7		F5		4	0	0	0	0	0	1						
J.D. Drew, L (1,9) OBP: 0.413, SLG: 0.641	F7			F8		G6-3		K		4	0	0	0	0	1	0						
5 Albert Pujols, R (1,7) OBP: 0.406, SLG: 0.627 (9,3)		K							F8	4	1	2	1	0	1	0						
15 Jim Edmonds, L (1,8) OBP: 0.390, SLG: 0.534		K		1B						3	0	0	0	1	3	1						
Mark McCwire, R (1,3) OBP: 0.305, SLG: 0.488																						
Kerry Robinson, L (9,7) OBP: 0.331, SLG: 0.341																						
Edgar Renteria, R (1,6) OBP: 0.317, SLG: 0.375																						
Eli Marrero, R (1,2) OBP: 0.311, SLG: 0.426																						
Woody Williams, R (1,1) OBP: 0.224, SLG: 0.257																						
Inning Stats	R: 0 H: 0 E: 0 K: 0 S: 4	H: 0 LOB: 0 P: 5	R: 1 H: 1 E: 0 K: 3 S: 11	H: 1 LOB: 0 BB: 14	R: 0 H: 1 E: 0 K: 0 S: 7	H: 1 LOB: 1 BB: 0 P: 12	R: 0 H: 1 E: 0 K: 2 S: 10	H: 1 LOB: 1 BB: 0 P: 14	R: 0 H: 1 E: 0 K: 0 S: 13	H: 1 LOB: 1 BB: 0 P: 18	R: 1 H: 1 E: 0 K: 1 S: 8	H: 1 LOB: 0 BB: 0 P: 15	R: 0 H: 0 E: 0 K: 2 S: 16	H: 0 LOB: 1 BB: 1 P: 23	R: 0 H: 0 E: 0 K: 1 S: 6	H: 0 LOB: 0 BB: 0 P: 8	R: 0 H: 0 E: 0 K: 1 S: 9	H: 0 LOB: 1 BB: 1 P: 19	1B: 2 2B: 2 3B: 0 HR: 2	SF: 0 SAC: 1 DP: 1 HBP: 0	WP: 0 PB: 0 SB: 0 CS: 1	PA: 33
PITCHER	IP	WLS	BF	H	R	ER	SO	BB	IBB	HBP	BLK	WP	HR	S	P	ERA	WHIP					
Kevin Jarvis, R (1,1) ERA: 4.72	6.0	L	23	5	2	2	6	0	0	0	0	0	2	53	78	3.00	0.833					
Jeremy Fikac, R (7,1) ERA:	2.1		9	0	0	0	3	2	0	0	0	0	0	28	44	0.00	0.857					
Wascar Serrano, R (9,1) ERA: 4.66	0.2		1	0	0	0	1	0	0	0	0	0	0	3	6	0.00	0.000					

St. Louis Cardinals @ San Diego Padres
Qualcomm Stadium, San Diego, CA
Wed Sep 05 2001, 10:05 PM EDT
Att: 19,075 - Cloudy - 72 F

AB 30
R 2
H 5
RBI 2
BB 2
SO 10
LOB 9



Batter	1	2	3	4	5	6	7	8	9	AB	R	H	RBI	BB	SO	LOB	BOTTOM					
D'Angelo Jimenez, S (1,6) OBP: 0.345, SLG: 0.338	K			L5						3	0	1	0	0	1	0						
Mark Kotsay, L (1,8) OBP: 0.385, SLG: 0.445	G6-3			K						3	0	0	0	0	1	0						
Ryan Klesko, L (1,3) OBP: 0.393, SLG: 0.550	K			F9						3	0	0	0	0	1	0						
Dave Magadan, L (1,5) OBP: 0.317, SLG: 0.333		F7				G4-3				3	0	0	0	0	1	0						
Ray Lankford, L (1,7) OBP: 0.353, SLG: 0.497		G3				F7				3	0	0	0	0	0	0						
Bubba Trammell, R (1,9) OBP: 0.328, SLG: 0.458						F8				3	0	0	0	0	1	0						
Ben Davis, S (1,2) OBP: 0.346, SLG: 0.354										3	0	1	0	0	0	0						
Rickey Henderson, R (9, PR) OBP: 0.363, SLG: 0.329										0	0	0	0	0	0	0						
Damian Jackson, R (1,4) OBP: 0.318, SLG: 0.342										2	0	0	0	0	1	0						
Tony Gwynn, L (9, PH) OBP: 0.394, SLG: 0.488										1	0	0	0	0	0	1						
Kevin Jarvis, L (1,1) OBP: 0.274, SLG: 0.315										1	0	0	0	0	0	0						
Kevin Witt, L (6, PH)										1	0	0	0	0	0	0						
Jeremy Fikac, R (7,1)										0	0	0	0	0	0	0						
Wascar Serrano, R (9,1)										0	0	0	0	0	0	0						
Wili Gonzalez, R (9, PH) OBP: 0.391, SLG: 0.492										1	0	0	0	0	0	1						
Inning Stats	R: 0 H: 0 E: 0 K: 2 S: 7	H: 0 LOB: 0 P: 9	R: 0 H: 0 E: 0 K: 1 S: 7	H: 0 LOB: 0 BB: 0 P: 12	R: 0 H: 0 E: 0 K: 1 S: 9	H: 0 LOB: 0 BB: 0 P: 15	R: 0 H: 0 E: 0 K: 1 S: 9	H: 0 LOB: 0 BB: 0 P: 15	R: 0 H: 0 E: 0 K: 0 S: 5	H: 0 LOB: 0 BB: 0 P: 10	R: 0 H: 0 E: 0 K: 0 S: 9	H: 0 LOB: 0 BB: 0 P: 14	R: 0 H: 1 E: 0 K: 0 S: 6	H: 0 LOB: 0 BB: 0 P: 8	R: 0 H: 0 E: 0 K: 1 S: 5	H: 0 LOB: 0 BB: 0 P: 8	R: 0 H: 1 E: 0 K: 0 S: 7	H: 1 LOB: 1 BB: 0 P: 10	1B: 2 2B: 0 3B: 0 HR: 0	SF: 0 SAC: 0 DP: 1 HBP: 0	WP: 0 PB: 0 SB: 0 CS: 0	PA: 27
PITCHER	IP	WLS	BF	H	R	ER	SO	BB	IBB	HBP	BLK	WP	HR	S	P	ERA	WHIP					
Woody Williams, R (1,1) ERA: 4.5	9.0	W	27	2	0	0	6	0	0	0	0	0	0	64	101	0.00	0.222					

St. Louis Cardinals @ San Diego Padres
Qualcomm Stadium, San Diego, CA
Wed Sep 05 2001, 10:05 PM EDT
Att: 19,075 - Cloudy - 72 F

AB 27
R 0
H 2
RBI 0
BB 0
SO 6
LOB 2



Batter	1	2	3	4	5	6	7	8	9	AB	R	H	RBI	BB	SO	LOB	TOP								
Rickey Henderson, R OBP: 0.366, SLG: 0.334	2-3 K		4-2 1B S G6-4-3 BB		1-2 FC9-6-5		2-2 2B		0-1 1B	4	1	2	0	1	1	1									
D'Angelo Jimenez, S OBP: 0.354, SLG: 0.342	3-2 CS 1B		3-2 G6-4-3 1B			4-2 HR BB	3-3 K		4-2 BB	3	1	2	0	2	1	0									
Phil Nevin, R OBP: 0.396, SLG: 0.585	2-2 1B		0-0 G6-4-3			2-2 HR	0-1 F9		1-3 K	5	1	2	2	0	1	3									
Bubba Trammell, R OBP: 0.328, SLG: 0.456 Dave Magadan, L OBP: 0.314, SLG: 0.331	1-3 K		1-2 K			1-2 SH5-4 1B HBP		0-0 F7		2	0	0	0	0	2	1									
Mike Colangelo, R OBP: 0.356, SLG: 0.493		1-3 K		3-3 K		0-0 SH5-4 1B		1-1 HR		4	1	2	1	0	2	0									
Trevor Hoffman, R						1-2 SH5-4 1B				0	0	0	0	0	0	0									
Ben Davis, S OBP: 0.344, SLG: 0.351		3-3 K2-3		1-3 K		0-0 SH5-4		0-3 K		3	0	0	0	0	3	0									
Alex Arias, R OBP: 0.319, SLG: 0.336 Wiki Gonzalez, R OBP: 0.366, SLG: 0.492 Mark Kotsay, L OBP: 0.367, SLG: 0.444		0-0 1B		1-1 G4-3		4-0 IBB		0-1 F7		2	0	1	0	0	0	0									
Damian Jackson, R OBP: 0.319, SLG: 0.342		2-2 1B			4-0 FC9-6-5 S BB	1-3 K		2-0 F7		3	0	1	0	1	1	3									
Brian Tolberg, R OBP: 0.188, SLG: 0.133 Tony Gwynn, L OBP: 0.389, SLG: 0.440 Wascos Serrano, R OBP: 0.347, SLG: 0.370 Chuck McElroy, L OBP: 0.279, SLG: 0.306 Jeremy Fikac, R OBP: 0.302, SLG: 0.498		0-3 K		0-3 K		0-0 F8		2-3 K		2	0	0	0	0	2	3									
Inning Stats	R: 0 E: 0 K: 2 S: 16	H: 2 LOB: 1 BB: 0 P: 24	R: 0 E: 0 K: 3 S: 14	H: 2 LOB: 2 BB: 0 P: 20	R: 1 E: 0 K: 1 S: 12	H: 1 LOB: 0 BB: 1 P: 21	R: 0 E: 0 K: 2 S: 8	H: 0 LOB: 0 BB: 0 P: 13	R: 0 E: 0 K: 1 S: 6	H: 0 LOB: 0 BB: 1 P: 11	R: 2 E: 0 K: 1 S: 16	H: 2 LOB: 2 BB: 2 P: 28	R: 0 E: 0 K: 1 S: 9	H: 1 LOB: 0 BB: 0 P: 14	R: 1 E: 0 K: 1 S: 8	H: 1 LOB: 2 BB: 1 P: 9	R: 0 E: 0 K: 2 S: 18	H: 1 LOB: 2 BB: 1 P: 27	1B: 7 2B: 2 3B: 0 HR: 2	SF: 0 SAC: 1 DP: 2 HBP: 1	WP: 0 PB: 0 SB: 3 CS: 1	PA: 39			
PITCHER	IP	WLS	BF	H	R	ER	SO	BB	IBB	HBP	BLK	WP	HR	S	P	ERA	WHIP								
Randy Johnson, L ERA: 2.37	6.0		27	7	3	3	10	3	1	1	0	0	1	72	117	4.50	1.667								
Mike Morgan, R ERA: 4.5	1.0	3	1	0	0	1	0	0	0	0	0	0	0	9	14	0.00	1.000								
Greg Swindell, L ERA: 4.5	1.0	L	4	1	1	1	1	0	0	0	0	0	0	1	8	9.00	1.000								
Miguel Batista, R ERA: 3.88	1.0		5	1	0	0	2	1	0	0	0	0	0	18	27	0.00	2.000								

San Diego Padres @ Arizona Diamondbacks
Bank One Ballpark, Phoenix, AZ
Fri Sep 07 2001, 9:05 PM EDT
Att: 32,184 - Sunny - 94 F

livebaseballscorecards.com

AB 32
R 4
H 10
RBI 3
BB 5
SO 14
LOB 14




Batter	1	2	3	4	5	6	7	8	9	AB	R	H	RBI	BB	SO	LOB	BOTTOM								
Craig Counsell, L OBP: 0.366, SLG: 0.368	4-1 1B BB		2-1 1B	1-3 K		2-1 1B 2B		1-2 F8		4	1	2	0	1	1	4									
Jay Bell, R OBP: 0.343, SLG: 0.393 Erubiel Durazo, L OBP: 0.344, SLG: 0.513 Chad Moeller, R OBP: 0.302, SLG: 0.300	2-1 F9		2-1 F8		1-2 F4	2-2 2H 1B		1-3 K		4	0	1	1	0	0	2									
Luis Gonzalez, L OBP: 0.437, SLG: 0.705	1-2 F5		1-1 F7		3-2 F9	0-3 K		3-3 K		5	0	0	0	0	2	3									
Reggie Sanders, R OBP: 0.332, SLG: 0.551	1-0 1B			1-0 G5-3	2-1 2B 2B		2-2 F9		2-2 G6-3	5	1	2	0	0	0	0									
Mark Grace, L OBP: 0.385, SLG: 0.467	1-1 G4-3			2-2 G4-3	0-0 E 2B		2-2 F5		2-0 G3-1	5	0	1	1	0	0	2									
Matt Williams, R OBP: 0.315, SLG: 0.475		0-1 G4-3		2-1 2B 1B	0-0 E6		0-0 1B			4	1	2	0	0	0	1									
Steve Finley, L OBP: 0.333, SLG: 0.391		0-1 F8		2-0 1B 2B	2-0 F7		1-1 G3			4	0	1	0	0	0	3									
Damian Miller, R OBP: 0.332, SLG: 0.418 Tony Womack, L OBP: 0.279, SLG: 0.306 Rod Barajas, R OBP: 0.205, SLG: 0.310 Midge Cummings, L OBP: 0.167, SLG: 0.182 Miguel Batista, R OBP: 0.111, SLG: 0.040		0-3 K		4-0 1B IBB		3-2 F8		0-3 K		1	0	0	0	1	1	0									
Randy Johnson, R OBP: 0.143, SLG: 0.104 David DeLucia, L OBP: 0.347, SLG: 0.500 Mike Morgan, R ERA: 4.88 Greg Swindell, L ERA: 4.88 Danny Bautista, R OBP: 0.322, SLG: 0.370 Junior Spivey, R OBP: 0.302, SLG: 0.431			1-3 K	1-1 1B	2-3 2B 3H		2-3 K		2-2 1B	2	0	1	1	0	1	0									
Inning Stats	R: 0 E: 0 K: 0 S: 9	H: 1 LOB: 2 BB: 1 P: 18	R: 0 E: 0 K: 1 S: 7	H: 0 LOB: 0 BB: 0 P: 7	R: 0 E: 0 K: 1 S: 9	H: 1 LOB: 1 BB: 0 P: 15	R: 1 E: 0 K: 1 S: 12	H: 3 LOB: 3 BB: 1 P: 25	R: 1 E: 0 K: 2 S: 14	H: 2 LOB: 1 BB: 0 P: 23	R: 0 E: 0 K: 0 S: 9	H: 1 LOB: 1 BB: 0 P: 14	R: 0 E: 0 K: 2 S: 12	H: 1 LOB: 1 BB: 0 P: 16	R: 0 E: 0 K: 1 S: 7	H: 0 LOB: 0 BB: 0 P: 14	1B: 7 2B: 4 3B: 0 HR: 0	SF: 0 SAC: 0 DP: 0 HBP: 0	WP: 0 PB: 0 SB: 0 CS: 0	PA: 41					
PITCHER	IP	WLS	BF	H	R	ER	SO	BB	IBB	HBP	BLK	WP	HR	S	P	ERA	WHIP								
Brian Tolberg, R ERA: 4.04	5.0		25	7	2	2	3	1	1	0	0	0	0	49	85	3.60	1.600								
Wascos Serrano, R ERA: 4.62	0.1	H	1	0	0	0	0	0	0	0	0	0	0	3	6	0.00	0.000								
Chuck McElroy, L ERA: 4.88	0.2	B	4	2	1	1	2	0	0	0	0	0	0	11	17	13.50	3.000								
Jeremy Fikac, R ERA: 2.68	1.2	W	7	2	0	0	1	0	0	0	0	0	0	18	26	0.00	1.200								
Trevor Hoffman, R ERA: 2.68	1.1	S	4	0	0	0	2	0	0	0	0	0	0	10	18	0.00	0.000								

San Diego Padres @ Arizona Diamondbacks
Bank One Ballpark, Phoenix, AZ
Fri Sep 07 2001, 9:05 PM EDT
Att: 32,184 - Sunny - 94 F

livebaseballscorecards.com

AB 39
R 3
H 11
RBI 3
BB 2
SO 8
LOB 16



Batter	1	2	3	4	5	6	7	8	9	10	AB	R	H	RBI	BB	SO	LOB							
Rickey Henderson, R OBP: 0.369, SLG: 0.334 (1, 7)	4-2 HR BB		1-0 2B 1B	4-2 BB			2-2 G6-4-3 1-2		3-1 F9 1-2		3	2	1	0	2	0	2							
D'Angelo Jimenez, S OBP: 0.355, SLG: 0.341 (1, 6)	3-2 F8		1-1 2B 1B	0-1 P6			2-0 G4-3		4-2 F9 BB BB		4	1	1	0	1	0	3							
Ryan Klesko, L OBP: 0.391, SLG: 0.546 (1, 3)	0-1 F7		1-3 K				0-0 F8		1-2 F9		4	0	0	0	1	1	3							
Phil Nevin, R OBP: 0.394, SLG: 0.588 (1, 5)	0-0 HR		2-3 K				1-1 G6-3		3-2 G4-3		5	1	1	2	0	1	4							
Bubba Trammell, R Mark Kotsay, L OBP: 0.368, SLG: 0.444 (1, 9) (8, 9)	0-1 G6-3		0-1 2B				0-2 P4		2-1 HR		4	1	2	3	0	0	0							
Wali Gyanias, R Jeremy Fikac, R Trevor Hoffman, R Tony Gwynn, L Mike Garber, L Wascar Serrano, R OBP: 0.285, SLG: 0.477 OBP: 0.111, SLG: 0.111 (1, 2) (8, 1) (10, PR) (10, PR) (10, 1)	1-0 HR		2-1 G3				1-3 K		1-2 G6-3		4	1	1	1	0	1	1							
Mike Colangelo, R Jose Nunez, L Ben Davis, S OBP: 0.355, SLG: 0.478 OBP: 0.343, SLG: 0.349 (1, 8) (6, 1) (8, 2)	2-2 G5-3			4-1 FC3-6 BB			1-3 K		3-3 K		2	0	0	0	1	1	0							
Damian Jackson, R OBP: 0.316, SLG: 0.339 (1, 4)	0-0 F9		0-3 K				1-2 G6-3		2-3 K		4	0	0	0	0	2	1							
Brian Lawrence, R Ray Lankford, L OBP: 0.150, SLG: 0.250 OBP: 0.365, SLG: 0.496 (1, 1) (6, 8)	1-1 F8		0-0 FC3-6 BB				0-0 K		4-2 G6-4-3 BB		2	0	0	0	0	0	1							
Inning Stats	R: 2 E: 0 K: 0 S: 12	H: 1 LOB: 0 BB: 1 P: 19	R: 1 E: 0 K: 0 S: 8	H: 1 LOB: 0 BB: 0 P: 12	R: 2 E: 0 K: 2 S: 14	H: 3 LOB: 1 BB: 0 P: 21	R: 0 E: 0 K: 1 S: 9	H: 0 LOB: 2 BB: 2 P: 17	R: 0 E: 0 K: 2 S: 9	H: 0 LOB: 0 BB: 0 P: 12	R: 0 E: 0 K: 0 S: 6	H: 0 LOB: 0 BB: 0 P: 7	R: 0 E: 0 K: 2 S: 12	H: 1 LOB: 0 BB: 0 P: 19	R: 0 E: 0 K: 2 S: 12	H: 0 LOB: 3 BB: 3 P: 28	R: 0 E: 0 K: 0 S: 11	H: 0 LOB: 3 BB: 3 P: 28	1B: 2 2B: 1 3B: 0 HR: 3	SF: 0 SAC: 0 DP: 1 HBP: 0	WP: 0 PB: 0 SB: 1 CS: 0	PA: 43		
PITCHER	IP WLS BF H R ER SO ERA WHIP	IP WLS BF H R ER SO ERA WHIP	IP WLS BF H R ER SO ERA WHIP	IP WLS BF H R ER SO ERA WHIP	IP WLS BF H R ER SO ERA WHIP	IP WLS BF H R ER SO ERA WHIP	IP WLS BF H R ER SO ERA WHIP	IP WLS BF H R ER SO ERA WHIP	IP WLS BF H R ER SO ERA WHIP	IP WLS BF H R ER SO ERA WHIP	IP WLS BF H R ER SO ERA WHIP	IP WLS BF H R ER SO ERA WHIP	IP WLS BF H R ER SO ERA WHIP	IP WLS BF H R ER SO ERA WHIP	IP WLS BF H R ER SO ERA WHIP	IP WLS BF H R ER SO ERA WHIP	IP WLS BF H R ER SO ERA WHIP	IP WLS BF H R ER SO ERA WHIP	IP WLS BF H R ER SO ERA WHIP	IP WLS BF H R ER SO ERA WHIP	IP WLS BF H R ER SO ERA WHIP	IP WLS BF H R ER SO ERA WHIP	IP WLS BF H R ER SO ERA WHIP	IP WLS BF H R ER SO ERA WHIP


TOP

San Diego Padres @ Arizona Diamondbacks
Bank One Ballpark, Phoenix, AZ

Sat Sep 08 2001, 4:05 PM EDT
Alt. 39,929 - Dome - 72 F

livebaseballscorecards.com

AB	35
R	6
H	6
RBI	6
BB	8
SO	7
LOB	21



Batter	1	2	3	4	5	6	7	8	9	10	AB	R	H	RBI	BB	SO	LOB							
Craig Counsell, L OBP: 0.364, SLG: 0.368 (1, 4) (10, 6)	2-1 1B 2B						1-1 G4-3		0-1 G4-3		5	1	1	0	0	2	1							
Tony Womack, L David Dellucci, L OBP: 0.280, SLG: 0.308 OBP: 0.350, SLG: 0.500 (1, 6) (9, PH) (10, 9)	2-0 S 1B		1-1 G4-3 1B 1B				0-0 G6-3		2-2 F7		4	1	2	1	0	0	0							
Luis Gonzalez, L OBP: 0.436, SLG: 0.704 (1, 7)	2-2 F7		2-2 G4-3 1B				2-1 F8		1-2 G6-3 FC6-2 2B		4	0	1	0	1	0	2							
Danny Bautista, R Troy Brohawn, L Byung-Hyun Kim, R OBP: 0.385, SLG: 0.371 OBP: 0.167, SLG: 0.167 (1, 9) (10, 1) (10, 1)	2-0 G6-3		0-0 G4-3 1B				0-1 2B 1B		0-0 G6-3 P4		5	1	2	1	0	0	5							
Mark Grace, L Ryan Christenson, R OBP: 0.467 (1, 3) (10, PR)	1-1 F8		0-0 G4-3 1B				1-0 PB 2B 1B		2-2 FC6-2		4	0	1	1	1	0	3							
Matt Williams, R OBP: 0.317, SLG: 0.482 (1, 5)		1-0 HR 1B	1-1 G6-3				0-1 G5-3		3-1 F9		5	2	2	2	0	0	3							
Steve Finley, L OBP: 0.337, SLG: 0.407 (1, 8)		3-2 HR		1-0 G4-3			4-1 G6-4-3 BB		2-2 HR		3	2	2	3	1	0	0							
Rod Barajas, R Greg Goffredo, R Greg Swindell, L Miguel Batista, R Mitre Cummings, R Junior Spivey, R OBP: 0.200, SLG: 0.302 OBP: 0.349, SLG: 0.466 OBP: 0.111, SLG: 0.111 OBP: 0.201, SLG: 0.333 OBP: 0.302, SLG: 0.431 (1, 3) (8, PR) (7, 1) (8, 1) (8, PR) (10, 4)	0-3 K		0-3 K				1-1 G6-4-3		1-2 SH1-4 2B		2	0	0	0	0	2	0							
Brian Anderson, R Mike Koplove, R Damian Miller, R OBP: 0.139, SLG: 0.222 OBP: 0.331, SLG: 0.417 (1, 1) (3, 1) (7, 2)	0-3 K		1-3 K				1-3 K		1-0 SH1-4		1	0	0	0	0	1	0							
Inning Stats	R: 1 E: 0 K: 0 S: 9	H: 2 LOB: 1 BB: 0 P: 18	R: 2 E: 0 K: 3 S: 13	H: 2 LOB: 0 BB: 0 P: 17	R: 1 E: 0 K: 0 S: 10	H: 2 LOB: 1 BB: 0 P: 14	R: 0 E: 0 K: 2 S: 7	H: 0 LOB: 0 BB: 0 P: 9	R: 0 E: 0 K: 0 S: 5	H: 0 LOB: 0 BB: 0 P: 8	R: 1 E: 0 K: 1 S: 8	H: 2 LOB: 1 BB: 1 P: 14	R: 0 E: 0 K: 1 S: 8	H: 0 LOB: 0 BB: 0 P: 11	R: 0 E: 0 K: 0 S: 9	H: 1 LOB: 1 BB: 0 P: 15	R: 1 E: 0 K: 1 S: 18	H: 2 LOB: 3 BB: 2 P: 33	R: 2 E: 0 K: 0 S: 3	H: 1 LOB: 1 BB: 1 P: 9	1B: 5 2B: 4 3B: 0 HR: 3	SF: 0 SAC: 1 DP: 1 HBP: 0	WP: 0 PB: 1 SB: 1 CS: 0	PA: 42
PITCHER	IP WLS BF H R ER SO ERA WHIP	IP WLS BF H R ER SO ERA WHIP	IP WLS BF H R ER SO ERA WHIP	IP WLS BF H R ER SO ERA WHIP	IP WLS BF H R ER SO ERA WHIP	IP WLS BF H R ER SO ERA WHIP	IP WLS BF H R ER SO ERA WHIP	IP WLS BF H R ER SO ERA WHIP	IP WLS BF H R ER SO ERA WHIP	IP WLS BF H R ER SO ERA WHIP	IP WLS BF H R ER SO ERA WHIP	IP WLS BF H R ER SO ERA WHIP	IP WLS BF H R ER SO ERA WHIP	IP WLS BF H R ER SO ERA WHIP	IP WLS BF H R ER SO ERA WHIP	IP WLS BF H R ER SO ERA WHIP	IP WLS BF H R ER SO ERA WHIP	IP WLS BF H R ER SO ERA WHIP	IP WLS BF H R ER SO ERA WHIP	IP WLS BF H R ER SO ERA WHIP	IP WLS BF H R ER SO ERA WHIP	IP WLS BF H R ER SO ERA WHIP	IP WLS BF H R ER SO ERA WHIP	IP WLS BF H R ER SO ERA WHIP


BOTTOM


San Diego Padres @ Arizona Diamondbacks
Bank One Ballpark, Phoenix, AZ


Sat Sep 08 2001, 4:05 PM EDT
Alt. 39,929 - Dome - 72 F


livebaseballscorecards.com


AB	37
R	8
H	12
RBI	8
BB	4
SO	7
LOB	16





Batter	1	2	3	4	5	6	7	8	9	AB R H RBI BB SO LOB	TOP																								
											<p>Los Angeles Dodgers @ San Diego Padres Qualcomm Stadium, San Diego, CA Tue Sep 11 2001, 10:05 PM EDT</p> <p>livebaseballscorecards.com</p> <p>AB 0 R 0 H 0 RBI 0 BB 0 SO 0 LOB 0</p> 																								
Inning Stats										1B: 0 SF: 0 2B: 0 SAC: 0 3B: 0 DP: 0 HR: 0 HBP: 0	WP: 0 PA: 0 PB: 0 SB: 0 CS: 0																								
PITCHER	IP	WLS	BF	H	R	ER	SO	BB	IBB	HBP	BLK	WP	HR	S	P	ERA	WHIP	PITCHER	IP	WLS	BF	H	R	ER	SO	BB	IBB	HBP	BLK	WP	HR	S	P	ERA	WHIP


Batter	1	2	3	4	5	6	7	8	9	AB R H RBI BB SO LOB	BOTTOM																								
											<p>Los Angeles Dodgers @ San Diego Padres Qualcomm Stadium, San Diego, CA Tue Sep 11 2001, 10:05 PM EDT</p> <p>livebaseballscorecards.com</p> <p>AB 0 R 0 H 0 RBI 0 BB 0 SO 0 LOB 0</p> 																								
Inning Stats										1B: 0 SF: 0 2B: 0 SAC: 0 3B: 0 DP: 0 HR: 0 HBP: 0	WP: 0 PA: 0 PB: 0 SB: 0 CS: 0																								
PITCHER	IP	WLS	BF	H	R	ER	SO	BB	IBB	HBP	BLK	WP	HR	S	P	ERA	WHIP	PITCHER	IP	WLS	BF	H	R	ER	SO	BB	IBB	HBP	BLK	WP	HR	S	P	ERA	WHIP


Batter	1	2	3	4	5	6	7	8	9	AB R H RBI BB SO LOB	TOP																								
											<p>Los Angeles Dodgers @ San Diego Padres Qualcomm Stadium, San Diego, CA Wed Sep 12 2001, 10:05 PM EDT</p> <p>livebaseballscorecards.com</p> <p>AB 0 R 0 H 0 RBI 0 BB 0 SO 0 LOB 0</p> 																								
Inning Stats										1B: 0 SF: 0 WP: 0 PA: 0 2B: 0 SAC: 0 FB: 0 3B: 0 DP: 0 SB: 0 HR: 0 HBP: 0 CS: 0																									
PITCHER	IP	WLS	BF	H	R	ER	SO	BB	IBB	HBP	BLK	WP	HR	S	P	ERA	WHIP	PITCHER	IP	WLS	BF	H	R	ER	SO	BB	IBB	HBP	BLK	WP	HR	S	P	ERA	WHIP


Batter	1	2	3	4	5	6	7	8	9	AB R H RBI BB SO LOB	BOTTOM																								
											<p>Los Angeles Dodgers @ San Diego Padres Qualcomm Stadium, San Diego, CA Wed Sep 12 2001, 10:05 PM EDT</p> <p>livebaseballscorecards.com</p> <p>AB 0 R 0 H 0 RBI 0 BB 0 SO 0 LOB 0</p> 																								
Inning Stats										1B: 0 SF: 0 WP: 0 PA: 0 2B: 0 SAC: 0 FB: 0 3B: 0 DP: 0 SB: 0 HR: 0 HBP: 0 CS: 0																									
PITCHER	IP	WLS	BF	H	R	ER	SO	BB	IBB	HBP	BLK	WP	HR	S	P	ERA	WHIP	PITCHER	IP	WLS	BF	H	R	ER	SO	BB	IBB	HBP	BLK	WP	HR	S	P	ERA	WHIP


Batter	1	2	3	4	5	6	7	8	9	AB R H RBI BB SO LOB	TOP																								
											<p style="text-align: center;">Los Angeles Dodgers @ San Diego Padres Qualcomm Stadium, San Diego, CA Thu Sep 13 2001, 5:05 PM EDT</p> <p style="text-align: right;">livebaseballscorecards.com</p> <p> AB 0 R 0 H 0 RBI 0 BB 0 SO 0 LOB 0 </p> 																								
Inning Stats																				1B: 0 SF: 0 WP: 0 PA: 0 2B: 0 SAC: 0 FB: 0 3B: 0 DP: 0 SB: 0 HR: 0 HBP: 0 CS: 0															
PITCHER	IP	WLS	BF	H	R	ER	SO	BB	IBB	HBP	BLK	WP	HR	S	P	ERA	WHIP	PITCHER	IP	WLS	BF	H	R	ER	SO	BB	IBB	HBP	BLK	WP	HR	S	P	ERA	WHIP


Batter	1	2	3	4	5	6	7	8	9	AB R H RBI BB SO LOB	BOTTOM																								
											<p style="text-align: center;">Los Angeles Dodgers @ San Diego Padres Qualcomm Stadium, San Diego, CA Thu Sep 13 2001, 5:05 PM EDT</p> <p style="text-align: right;">livebaseballscorecards.com</p> <p> AB 0 R 0 H 0 RBI 0 BB 0 SO 0 LOB 0 </p> 																								
Inning Stats																				1B: 0 SF: 0 WP: 0 PA: 0 2B: 0 SAC: 0 FB: 0 3B: 0 DP: 0 SB: 0 HR: 0 HBP: 0 CS: 0															
PITCHER	IP	WLS	BF	H	R	ER	SO	BB	IBB	HBP	BLK	WP	HR	S	P	ERA	WHIP	PITCHER	IP	WLS	BF	H	R	ER	SO	BB	IBB	HBP	BLK	WP	HR	S	P	ERA	WHIP


Batter	1	2	3	4	5	6	7	8	9	AB R H RBI BB SO LOB	TOP																								
											<p>Colorado Rockies @ San Diego Padres Qualcomm Stadium, San Diego, CA Fri Sep 14 2001, 10:05 PM EDT</p> <p>livebaseballscorecards.com</p> <p>AB 0 R 0 H 0 RBI 0 BB 0 SO 0 LOB 0</p> 																								
Inning Stats										1B: 0 SF: 0 WP: 0 PA: 0 2B: 0 SAC: 0 FB: 0 3B: 0 DP: 0 SB: 0 HR: 0 HBP: 0 CS: 0																									
PITCHER	IP	WLS	BF	H	R	ER	SO	BB	IBB	HBP	BLK	WP	HR	S	P	ERA	WHIP	PITCHER	IP	WLS	BF	H	R	ER	SO	BB	IBB	HBP	BLK	WP	HR	S	P	ERA	WHIP

Batter	1	2	3	4	5	6	7	8	9	AB R H RBI BB SO LOB	BOTTOM																								
											<p>Colorado Rockies @ San Diego Padres Qualcomm Stadium, San Diego, CA Fri Sep 14 2001, 10:05 PM EDT</p> <p>livebaseballscorecards.com</p> <p>AB 0 R 0 H 0 RBI 0 BB 0 SO 0 LOB 0</p> 																								
Inning Stats										1B: 0 SF: 0 WP: 0 PA: 0 2B: 0 SAC: 0 FB: 0 3B: 0 DP: 0 SB: 0 HR: 0 HBP: 0 CS: 0																									
PITCHER	IP	WLS	BF	H	R	ER	SO	BB	IBB	HBP	BLK	WP	HR	S	P	ERA	WHIP	PITCHER	IP	WLS	BF	H	R	ER	SO	BB	IBB	HBP	BLK	WP	HR	S	P	ERA	WHIP

Batter	1	2	3	4	5	6	7	8	9	AB R H RBI BB SO LOB	TOP																								
											<p>Colorado Rockies @ San Diego Padres Qualcomm Stadium, San Diego, CA Sat Sep 15 2001, 10:05 PM EDT</p> <p>livebaseballscorecards.com</p> <p>AB 0 R 0 H 0 RBI 0 BB 0 SO 0 LOB 0</p> 																								
Inning Stats											1B: 0 SF: 0 WP: 0 PA: 0 2B: 0 SAC: 0 FB: 0 3B: 0 DP: 0 SB: 0 HR: 0 HBP: 0 CS: 0																								
PITCHER	IP	WLS	BF	H	R	ER	SO	BB	IBB	HBP	BLK	WP	HR	S	P	ERA	WHIP	PITCHER	IP	WLS	BF	H	R	ER	SO	BB	IBB	HBP	BLK	WP	HR	S	P	ERA	WHIP

Batter	1	2	3	4	5	6	7	8	9	AB R H RBI BB SO LOB	BOTTOM																								
											<p>Colorado Rockies @ San Diego Padres Qualcomm Stadium, San Diego, CA Sat Sep 15 2001, 10:05 PM EDT</p> <p>livebaseballscorecards.com</p> <p>AB 0 R 0 H 0 RBI 0 BB 0 SO 0 LOB 0</p> 																								
Inning Stats											1B: 0 SF: 0 WP: 0 PA: 0 2B: 0 SAC: 0 FB: 0 3B: 0 DP: 0 SB: 0 HR: 0 HBP: 0 CS: 0																								
PITCHER	IP	WLS	BF	H	R	ER	SO	BB	IBB	HBP	BLK	WP	HR	S	P	ERA	WHIP	PITCHER	IP	WLS	BF	H	R	ER	SO	BB	IBB	HBP	BLK	WP	HR	S	P	ERA	WHIP

Batter	1	2	3	4	5	6	7	8	9	AB R H RBI BB SO LOB	TOP																								
											<p>Colorado Rockies @ San Diego Padres Qualcomm Stadium, San Diego, CA Sun Sep 16 2001, 5:00 PM EDT</p> <p>livebaseballscorecards.com</p> <p>AB 0 R 0 H 0 RBI 0 BB 0 SO 0 LOB 0</p> 																								
Inning Stats											1B: 0 SF: 0 WP: 0 PA: 0 2B: 0 SAC: 0 FB: 0 3B: 0 DP: 0 SB: 0 HR: 0 HBP: 0 CS: 0																								
PITCHER	IP	WLS	BF	H	R	ER	SO	BB	IBB	HBP	BLK	WP	HR	S	P	ERA	WHIP	PITCHER	IP	WLS	BF	H	R	ER	SO	BB	IBB	HBP	BLK	WP	HR	S	P	ERA	WHIP


Batter	1	2	3	4	5	6	7	8	9	AB R H RBI BB SO LOB	BOTTOM																								
											<p>Colorado Rockies @ San Diego Padres Qualcomm Stadium, San Diego, CA Sun Sep 16 2001, 5:00 PM EDT</p> <p>livebaseballscorecards.com</p> <p>AB 0 R 0 H 0 RBI 0 BB 0 SO 0 LOB 0</p> 																								
Inning Stats											1B: 0 SF: 0 WP: 0 PA: 0 2B: 0 SAC: 0 FB: 0 3B: 0 DP: 0 SB: 0 HR: 0 HBP: 0 CS: 0																								
PITCHER	IP	WLS	BF	H	R	ER	SO	BB	IBB	HBP	BLK	WP	HR	S	P	ERA	WHIP	PITCHER	IP	WLS	BF	H	R	ER	SO	BB	IBB	HBP	BLK	WP	HR	S	P	ERA	WHIP

Batter	1	2	3	4	5	6	7	8	9	10	AB	R	H	RBI	BB	SO	LOB	TOP					
D'Angelo Jimenez, S OBP: 0.354, SLG: 0.354	F6		2B		G3			K										5 2 2 0 0 1 0					
Cesar Crespo, S OBP: 0.315, SLG: 0.269	F9		K															3 0 0 0 2 2 1					
Ray Lankford, L OBP: 0.356, SLG: 0.497							F8											4 0 1 1 1 2 4					
Phil Nevin, R OBP: 0.390, SLG: 0.581	K				F8			G1-3										4 0 0 0 1 2 6					
Bubba Trammell, R OBP: 0.332, SLG: 0.479		F3			F8													5 1 3 3 0 0 0					
Mark Kotsay, L OBP: 0.366, SLG: 0.441																		0 0 0 0 0 0 0					
Wiki Gonzalez, R OBP: 0.353, SLG: 0.486	F9				G6-3													5 0 0 0 0 1 4					
Kevin Witt, L OBP: 0.133, SLG: 0.143					G4-3													4 0 1 0 0 0 0					
Damian Jackson, R OBP: 0.317, SLG: 0.334		F5																4 0 1 0 0 1 1					
Brian Tollberg, R OBP: 0.171, SLG: 0.121																		3 0 0 0 0 0 1					
Jeremy Fikac, R OBP: 0.290, SLG: 0.475																		0 0 0 0 0 0 0					
Jose Nunez, L OBP: 0.290, SLG: 0.475																		0 0 0 0 0 0 0					
Tony Gwynn OBP: 0.390, SLG: 0.475																		1 0 1 0 0 0 0					
Rickey Henderson, R OBP: 0.390, SLG: 0.475																		0 1 0 0 0 0 0					
Trevor Hoffman, R OBP: 0.390, SLG: 0.475																		0 0 0 0 0 0 0					
Inning Stats	R: 0 E: 0 K: 1 S: 8	H: 0 LOB: 1 BB: 1 P: 16	R: 0 E: 0 K: 13 S: 13	H: 1 LOB: 1 BB: 0 P: 16	R: 1 E: 0 K: 1 S: 11	H: 2 LOB: 1 BB: 0 P: 15	R: 0 E: 0 K: 0 S: 5	H: 0 LOB: 0 BB: 0 P: 8	R: 0 E: 0 K: 1 S: 10	H: 0 LOB: 0 BB: 0 P: 14	R: 0 E: 0 K: 1 S: 13	H: 1 LOB: 2 BB: 1 P: 19	R: 0 E: 0 K: 0 S: 8	H: 1 LOB: 0 BB: 0 P: 11	R: 0 E: 0 K: 2 S: 8	H: 0 LOB: 1 BB: 1 P: 16	R: 1 E: 0 K: 1 S: 9	H: 1 LOB: 0 BB: 0 P: 13	R: 2 E: 0 K: 3 S: 16	H: 3 LOB: 2 BB: 1 P: 31	1B: 7 2B: 1 3B: 0 HR: 1	SF: 0 SAC: 0 DP: 0 HBP: 0	WP: 0 PA: 42
PITCHER	IP WLS BF H R ER SO BB IBB HBP BLK WP HR S P ERA WHIP	James Baldwin, R ERA: 4.62	Giovanni Carrara, R ERA: 3.07	Jesse Orosco, L ERA: 3.29	Matt Herges, R ERA: 3.57	Jeff Shaw, R ERA: 3.58	PITCHER	IP WLS BF H R ER SO BB IBB HBP BLK WP HR S P ERA WHIP	Mike Trombley, R ERA: 3.93														

San Diego Padres @ Los Angeles Dodgers
Dodger Stadium, Los Angeles, CA
Wed Sep 19 2001, 7:10 PM PDT
Att: 31,902 - Cloudy - 68 F

livebaseballscorecards.com

AB 38
R 4
H 9
RBI 4
BB 4
SO 10
LOB 17



Batter	1	2	3	4	5	6	7	8	9	10	AB	R	H	RBI	BB	SO	LOB	BOTTOM					
Marquis Grissom, R OBP: 0.261, SLG: 0.430	P3				F8													5 0 1 2 0 1 0					
Mark Grudzielanek, R OBP: 0.328, SLG: 0.414	G4-3		G6-3															5 0 1 0 0 0 1					
Shawn Green, L OBP: 0.373, SLG: 0.598					G4-3													2 0 0 0 3 0 0					
Gary Sheffield, R OBP: 0.416, SLG: 0.589	F7																	5 1 3 0 0 0 3					
Paul Lo Duca, R OBP: 0.372, SLG: 0.539																		2 0 0 0 1 0 3					
Hiram Bocachica, R OBP: 0.291, SLG: 0.382																		0 0 0 0 0 0 0					
Eric Rogers, R OBP: 0.291, SLG: 0.382																		2 0 0 0 0 0 0					
Tommy Edman, L OBP: 0.291, SLG: 0.382																		0 0 0 0 0 0 0					
Giovanni Carrara, R ERA: 3.07																		0 0 0 0 0 0 0					
Jesse Orosco, L ERA: 3.29																		0 0 0 0 0 0 0					
Matt Herges, R ERA: 3.57																		0 0 0 0 0 0 0					
Chris Boggs, L ERA: 3.57																		0 0 0 0 0 0 0					
Mike Greenwell, L ERA: 3.57																		0 0 0 0 0 0 0					
Jeff Shaw, R ERA: 3.58																		0 0 0 0 0 0 0					
Inning Stats	R: 0 E: 0 K: 0 S: 9	H: 0 LOB: 1 BB: 1 P: 14	R: 0 E: 0 K: 1 S: 10	H: 1 LOB: 1 BB: 0 P: 18	R: 0 E: 0 K: 2 S: 8	H: 0 LOB: 0 BB: 0 P: 10	R: 0 E: 0 K: 0 S: 9	H: 1 LOB: 2 BB: 1 P: 15	R: 0 E: 0 K: 1 S: 5	H: 0 LOB: 0 BB: 0 P: 7	R: 0 E: 0 K: 0 S: 9	H: 1 LOB: 1 BB: 1 P: 15	R: 2 E: 0 K: 0 S: 12	H: 3 LOB: 1 BB: 0 P: 19	R: 0 E: 0 K: 0 S: 11	H: 1 LOB: 3 BB: 2 P: 22	R: 0 E: 0 K: 1 S: 9	H: 0 LOB: 0 BB: 0 P: 15	R: 1 E: 0 K: 1 S: 17	H: 2 LOB: 2 BB: 1 P: 27	1B: 6 2B: 3 3B: 0 HR: 0	SF: 0 SAC: 1 DP: 1 HBP: 0	WP: 0 PA: 44
PITCHER	IP WLS BF H R ER SO BB IBB HBP BLK WP HR S P ERA WHIP	Brian Tollberg, R ERA: 3.95	Jeremy Fikac, R ERA: 0.91	Jose Nunez, L ERA: 4.75	Trevor Hoffman, R ERA: 2.98	PITCHER	IP WLS BF H R ER SO BB IBB HBP BLK WP HR S P ERA WHIP																

San Diego Padres @ Los Angeles Dodgers
Dodger Stadium, Los Angeles, CA
Wed Sep 19 2001, 7:10 PM PDT
Att: 31,902 - Cloudy - 68 F

livebaseballscorecards.com

AB 37
R 3
H 9
RBI 3
BB 6
SO 6
LOB 24



Batter	1	2	3	4	5	6	7	8	9	AB	R	H	RBI	BB	SO	LOB	TOP										
Rickey Henderson, R OBP: 0.374, SLG: 0.354 (1, 7)	G6-3		2B	2B		F7			G5-3	5	2	2	3	0	0	1											
D'Angelo Jimenez, S OBP: 0.351, SLG: 0.354 (1, 6)	G5-4-3 1B		2B	E		G6-3			G4-3	4	1	2	2	1	0	1											
Phil Nevin, R OBP: 0.384, SLG: 0.568 (1, 5)	G5-4-3 1-2		E			G4-3			K	4	1	1	1	0	1	2											
Bubba Trammell, R OBP: 0.324, SLG: 0.465 Mark Kotsay, L OBP: 0.361, SLG: 0.441 (7, 8) (8, 9)		G6-3 1B	E4			G6-3			F8	4	0	1	1	0	0	1											
Wiki Gonzalez, R OBP: 0.344, SLG: 0.470 (1, 2)			K						F8	4	0	0	0	0	2	2											
Mike Colangelo, R OBP: 0.345, SLG: 0.449 (7, 9)									G1-3	3	0	0	0	0	2	2											
Ray Lankford, L OBP: 0.361, SLG: 0.497 (8, PH) (8, 8)									K	1	0	0	0	0	1	0											
Alex Arias, R OBP: 0.315, SLG: 0.333 (1, 3)									F9	3	1	0	0	1	0	0											
Damian Jackson, R OBP: 0.316, SLG: 0.337 (1, 4)									L4	4	2	2	0	0	0	0											
Brian Tollberg, R OBP: 0.211, SLG: 0.167 Jeremy Fikac, R (8, 1) Tony Gwynn, L OBP: 0.379, SLG: 0.463 Trevor Hoffman, R (9, 1) (9, 1)									G4-3	3	1	2	0	0	1	2											
Inning Stats	R: 0 E: 0 K: 0 S: 7	H: 1 LOB: 0 BB: 0 P: 12	R: 0 E: 0 K: 1 S: 9	H: 1 LOB: 0 BB: 0 P: 11	R: 5 E: 1 K: 3 S: 24	H: 3 LOB: 1 BB: 2 P: 36	R: 3 E: 0 K: 0 S: 17	H: 4 LOB: 1 BB: 0 P: 26	R: 0 E: 0 K: 1 S: 7	H: 0 LOB: 0 BB: 0 P: 10	R: 0 E: 0 K: 0 S: 8	H: 1 LOB: 1 BB: 0 P: 14	R: 0 E: 0 K: 1 S: 13	H: 0 LOB: 0 BB: 0 P: 20	R: 0 E: 0 K: 0 S: 6	H: 0 LOB: 0 BB: 0 P: 11	1B: 6 2B: 4 3B: 0 HR: 0	SF: 0 SAC: 0 DP: 2 HBP: 0	WP: 0 PB: 0 SB: 0 CS: 0	PA: 38							
PITCHER	IP	WLS	BF	H	R	ER	SO	BB	IBB	HBP	BLK	WP	HR	S	P	ERA	WHIP										
Mike Hampton, L ERA: 5.22 Chris Nichling, R ERA: 4.15 Gabe White, L ERA: 6.57 Kane Davis, R ERA: 3.97	6.0	L	29	10	8	7	5	2	0	0	0	0	0	8	11	10.50	2.000										

San Diego Padres @ Colorado Rockies
Coors Field, Denver, CO
Tue Sep 25 2001, 7:05 PM MDT
Att: 31,193 - Sunny - 72 F

AB 36
R 8
H 10
RBI 7
BB 2
SO 7
LOB 11



Batter	1	2	3	4	5	6	7	8	9	AB	R	H	RBI	BB	SO	LOB	BOTTOM										
Juan Pierre, L OBP: 0.377, SLG: 0.407 (1, 8)	F8		G6-3	G1-3		G5-3 2B		FC3-6 1-2 2-3		5	0	1	0	0	0	3											
Brent Butler, R OBP: 0.292, SLG: 0.345 Greg Norton, S OBP: 0.318, SLG: 0.510 Kane Davis, R (9, 1)	G1-3		1B	G1-3		G5-3		K2-3		4	1	1	0	0	0	2											
Larry Walker, L OBP: 0.451, SLG: 0.679 (1, 9)	17 1B BB		F7			G6-3				4	2	2	1	1	0	2											
17 Todd Helton, L OBP: 0.437, SLG: 0.689 (1, 3)	1B		1B	BB		FC6-4 1B		G4-3		4	1	3	1	1	0	0											
Jeff Cirillo, R OBP: 0.358, SLG: 0.461 (1, 5)	F8		FC5-4 1B			SF9		K		4	0	1	2	0	1	2											
Alex Ochoa, R OBP: 0.335, SLG: 0.405 (1, 7)			K			FC5-4 1-2		G6-3		5	1	0	0	0	1	3											
Juan Uribe, R OBP: 0.318, SLG: 0.463 (1, 6)	G5-3			2B		E7 1B		F9		5	1	2	1	0	0	0											
Gary Bennett, R OBP: 0.318, SLG: 0.371 (1, 2)				F7		F8		FC3-6 1B		4	1	2	1	0	0	2											
Mike Hampton, R OBP: 0.316, SLG: 0.597 Jacob Cruz, L OBP: 0.296, SLG: 0.309 Chris Nichling, R Gabe White, L Terry Shumpert, R OBP: 0.317, SLG: 0.495 (1, 1) (6, PH) (7, 1) (8, 1) (9, 4)								G4-3		2	0	1	1	0	1	0											
Inning Stats	R: 0 E: 0 K: 0 S: 8	H: 1 LOB: 2 BB: 1 P: 15	R: 1 E: 0 K: 2 S: 10	H: 1 LOB: 0 BB: 0 P: 14	R: 1 E: 0 K: 0 S: 12	H: 2 LOB: 1 BB: 1 P: 18	R: 1 E: 0 K: 0 S: 6	H: 2 LOB: 1 BB: 0 P: 9	R: 2 E: 1 K: 0 S: 8	H: 3 LOB: 1 BB: 0 P: 13	R: 0 E: 0 K: 0 S: 10	H: 1 LOB: 1 BB: 0 P: 15	R: 0 E: 0 K: 1 S: 8	H: 0 LOB: 0 BB: 0 P: 14	R: 0 E: 0 K: 1 S: 9	H: 2 LOB: 2 BB: 0 P: 12	R: 2 E: 0 K: 0 S: 8	H: 2 LOB: 0 BB: 0 P: 14	1B: 6 2B: 5 3B: 0 HR: 3	SF: 1 SAC: 0 DP: 0 HBP: 0	WP: 0 PB: 0 SB: 1 CS: 0	PA: 43					
PITCHER	IP	WLS	BF	H	R	ER	SO	BB	IBB	HBP	BLK	WP	HR	S	P	ERA	WHIP										
Brian Tollberg, R ERA: 4.1 Jeremy Fikac, R ERA: 0.92 Trevor Hoffman, R ERA: 3.14	1.1	W	36	12	5	5	3	2	0	0	0	0	1	66	103	6.14	1.909										

San Diego Padres @ Colorado Rockies
Coors Field, Denver, CO
Tue Sep 25 2001, 7:05 PM MDT
Att: 31,193 - Sunny - 72 F

AB 40
R 7
H 14
RBI 7
BB 2
SO 4
LOB 16



Batter	1	2	3	4	5	6	7	8	9	AB	R	H	RBI	BB	SO	LOB	TOP					
D'Angelo Jimenez, S OBP: 0.352, SLG: 0.352	0-0 BB 1B		2-2 G6-3			3-2 F8	4-2 BB		2-1 G4-6-3	4	0	1	1	1	0	2						
Cesar Crespo, S OBP: 0.317, SLG: 0.333	2-3 K		1-3 K			0-1 G3	3-3 K			4	0	0	0	0	0	3						
Ryan Klesko, L OBP: 0.388, SLG: 0.538	1-1 F8			0-0 F7		4-1 BB	1-0 G6-3			3	0	0	0	1	0	4						
Phil Nevin, R OBP: 0.384, SLG: 0.566	4-2 BB			4-0 G4-6-3 BB		2-2 F3		0-1 G1-3		2	0	0	0	2	0	1						
Ray Lankford, L OBP: 0.360, SLG: 0.497	3-2 F9			3-2 G4-6-3			2-2 1B 2B	0-0 F7		4	1	1	0	0	0	3						
Bubba Trammell, R OBP: 0.323, SLG: 0.464		0-0 F9			1-0 F8		0-0 S 1B BB	2-1 P4		4	1	1	0	0	0	0						
Mark Kotsay, L OBP: 0.366, SLG: 0.441							2-3 1B BB			0	0	0	0	0	0	0						
Ben Davis, S OBP: 0.343, SLG: 0.363		0-0 G3			2-0 HR		2-2 BB S 1B	0-0 L9 2B		4	1	3	2	0	0	0						
Damian Jackson, R OBP: 0.313, SLG: 0.333		2-1 F7			0-1 F3		0-0 F2	0-0 L9		4	0	0	0	0	0	3						
Brian Lawrence, R Tony Gwynn, L Mike Saper, L Jose Nunez, J Jeremy Fikac, R Dave Magadan, L Wiki Gonzalez, R Trevor Hoffman, R			2-3 K			2-0 G1-3		4-2 BB BB	4-2 BB	2	0	0	0	0	1	0						
Inning Stats	R: 0 E: 0 K: 1 S: 14	H: 1 LOB: 2 BB: 1 P: 24	R: 0 E: 0 K: 0 S: 4	H: 0 LOB: 0 BB: 0 P: 6	R: 0 E: 0 K: 2 S: 10	H: 0 LOB: 0 BB: 0 P: 15	R: 0 E: 0 K: 0 S: 4	H: 0 LOB: 0 BB: 1 P: 11	R: 1 E: 0 K: 0 S: 5	H: 1 LOB: 0 BB: 0 P: 10	R: 0 E: 0 K: 0 S: 9	H: 0 LOB: 1 BB: 1 P: 18	R: 2 E: 0 K: 1 S: 19	H: 3 LOB: 3 BB: 2 P: 35	R: 0 E: 0 K: 0 S: 5	H: 0 LOB: 0 BB: 0 P: 7	R: 0 E: 0 K: 0 S: 6	H: 1 LOB: 1 BB: 1 P: 12	1B: 3 2B: 2 3B: 0 HR: 1	SF: 0 SAC: 0 DP: 2 HBP: 0	WP: 0 PB: 0 SB: 2 CS: 0	PA: 37
PITCHER	IP WLS BF H R ER SO BB IBB HBP BLK WP HR S P ERA WHIP	IP WLS BF H R ER SO BB IBB HBP BLK WP HR S P ERA WHIP															IP WLS BF H R ER SO BB IBB HBP BLK WP HR S P ERA WHIP					
Shawn Chacon, R ERA: 5.03	6.0 0.1 22 2 1 1 3 3 0 0 0 0 1 46 84	0.1 L 4 3 2 2 0 0 0 0 0 0 9 9 13															0.2 0.2 2 0 0 0 1 0 0 0 0 0 4 10					
Justin Speier, R ERA: 4.99	0.1 0.1 4 3 2 2 0 0 0 0 0 0 9 9 13	2 0 0 0 0 0 5 13 ∞															6.5 6.5 2 0 0 0 0 0 0 0 0 4 10					
Mike Myers, L ERA: 3.55	0.1 0.1 4 3 2 2 0 0 0 0 0 0 9 9 13	2 0 0 0 0 0 5 13 ∞															6.5 6.5 2 0 0 0 0 0 0 0 0 4 10					
Todd Beltz, L ERA: 11.81	1.2 5 0 0 0 1 0 0 0 0 0 10 16 0.00 0.000	5 0 0 0 0 1 0 0 0 0 0 10 16 0.00 0.000															0.00 0.000					
Chris Nichting, R ERA: 4.12	0.1 2 1 0 0 0 0 0 0 0 0 2 2 0.00 3.000	2 1 0 0 0 0 0 0 0 0 0 2 2 0.00 3.000															0.00 3.000					

San Diego Padres @ Colorado Rockies
Coors Field, Denver, CO
Wed Sep 26 2001, 7:05 PM MDT
Att: 30,711 - Sunny - 75 F


AB 31
R 3
H 6
RBI 3
BB 6
SO 4
LOB 17



Batter	1	2	3	4	5	6	7	8	9	AB	R	H	RBI	BB	SO	LOB	BOTTOM					
Juan Pierre, L OBP: 0.378, SLG: 0.409	1-1 WP 1B 2B	1-0 F7			2-1 G1-3 1B		1-2 G3		0-1 F8	5	1	2	0	0	0	1						
Jose Ortiz, R OBP: 0.290, SLG: 0.442	2-1 G1-3		0-1 G3		0-0 G1-3		1-2 G4-3		1-2 DI 1B	5	0	1	0	0	0	2						
Larry Walker, L OBP: 0.451, SLG: 0.675	1-3 K		0-0 G3		2-3 K		1-0 HBP		4-2 BB	3	0	0	0	1	2	2						
Todd Helton, L OBP: 0.436, SLG: 0.685	4-0 1B BB		4-1 1B BB		1-1 F5		0-0 F9		0-0 G3	3	0	0	0	2	0	4						
Jeff Cirillo, R OBP: 0.361, SLG: 0.467	2-0 FC5-4 1B		1-0 1B		1-2 1B		1-2 L7		2-2 3B	4	0	3	1	0	0	0						
Alex Ochoa, R OBP: 0.334, SLG: 0.403	1-2 FC5-4		2-2 F8			0-2 G5-3 1B		1-0 P6		4	0	1	0	0	0	5						
Juan Uribe, R OBP: 0.317, SLG: 0.468		0-1 3B		2-3 K		0-0 G5-3		0-3 K		4	0	1	0	0	2	2						
Gary Bennett, R OBP: 0.316, SLG: 0.361		1-0 G3		0-0 L4		4-0 IBB		1-0 G6-3		3	0	0	0	1	0	2						
Shawn Chacon, R Greg Norton, S Justin Speier, R Mike Myers, L Todd Beltz, L Chris Nichting, R Gabe White, L Trevor Hoffman, R		0-3 K		0-0 G5-3		3-2 G4-3		1-1 F8		2	0	0	0	0	1	1						
Inning Stats	R: 1 E: 0 K: 1 S: 11	H: 2 LOB: 2 BB: 1 P: 22	R: 0 E: 0 K: 1 S: 7	H: 1 LOB: 1 BB: 0 P: 9	R: 0 E: 0 K: 0 S: 9	H: 1 LOB: 2 BB: 1 P: 16	R: 0 E: 0 K: 1 S: 5	H: 0 LOB: 0 BB: 0 P: 7	R: 0 E: 0 K: 0 S: 8	H: 1 LOB: 1 BB: 0 P: 13	R: 0 E: 0 K: 0 S: 11	H: 1 LOB: 2 BB: 1 P: 19	R: 0 E: 0 K: 0 S: 8	H: 0 LOB: 1 BB: 0 P: 11	R: 0 E: 0 K: 1 S: 8	H: 1 LOB: 0 BB: 0 P: 12	R: 0 E: 0 K: 0 S: 14	H: 1 LOB: 2 BB: 1 P: 20	1B: 5 2B: 1 3B: 2 HR: 0	SF: 0 SAC: 0 DP: 0 HBP: 1	WP: 1 PB: 0 SB: 0 CS: 0	PA: 40
PITCHER	IP WLS BF H R ER SO BB IBB HBP BLK WP HR S P ERA WHIP	IP WLS BF H R ER SO BB IBB HBP BLK WP HR S P ERA WHIP															IP WLS BF H R ER SO BB IBB HBP BLK WP HR S P ERA WHIP					
Brian Lawrence, R ERA: 3.03	6.0 6.0 27 6 1 1 4 2 1 0 0 0 0 51 86	1.0 H 4 0 0 0 0 0 0 1 0 0 0 8 11															0.00 0.000					
Jose Nunez, L ERA: 4.79	1.0 H 4 1 0 0 1 0 0 0 0 0 8 12	1.0 H 4 1 0 0 1 0 0 0 0 0 8 12															0.00 1.000					
Jeremy Fikac, R ERA: 0.87	1.0 S 5 1 0 0 0 1 0 0 0 0 0 14 20	1.0 S 5 1 0 0 0 0 0 0 0 0 14 20															0.00 2.000					

San Diego Padres @ Colorado Rockies
Coors Field, Denver, CO
Wed Sep 26 2001, 7:05 PM MDT
Att: 30,711 - Sunny - 75 F

AB 35
R 1
H 8
RBI 1
BB 4
SO 5
LOB 21



Batter	1	2	3	4	5	6	7	8	9	AB	R	H	RBI	BB	SO	LOB	TOP											
Rickey Henderson, R OBP: 0.372, SLG: 0.352	P4		F9					K	F9	5	0	1	1	0	1	2	San Diego Padres @ San Francisco Giants PacBell Park, San Francisco, CA Fri Sep 28, 2001, 10:35 PM EDT Att: 41,098 - Cloudy - 66 F											
D'Angelo Jimenez, S OBP: 0.351, SLG: 0.355	G4-3		G6-3					K		4	0	0	0	0	2	3												
Ryan Klesko, L OBP: 0.388, SLG: 0.538 Kevin Witt, L OBP: 0.207, SLG: 0.407										4	1	2	0	0	1	0												
Phil Nevin, R OBP: 0.384, SLG: 0.576 Alex Arias, R OBP: 0.320, SLG: 0.339										3	0	0	0	0	2	1												
Bubba Trammell, R OBP: 0.320, SLG: 0.464										4	1	1	3	0	2	0												
Ray Lankford, L OBP: 0.380, SLG: 0.494 Junior Herndon, R (8, 1)										4	1	1	0	0	0	0												
Ben Davis, S OBP: 0.345, SLG: 0.363 Rick Wilkins, L OBP: 0.217, SLG: 0.333										3	1	1	0	0	1	1												
Damian Jackson, R OBP: 0.320, SLG: 0.343										4	0	4	1	0	0	0												
Jason Middlebrook, R Mike Colangelo, R Wascor Serrano, R Tony Brown, R David Lee, R Cesar Crespo, S										1	0	0	0	0	1	1												
Inning Stats	R: 0 E: 0 K: 1 S: 11	H: 1 LOB: 1 BB: 0 P: 16	R: 0 E: 0 K: 2 S: 7	H: 0 LOB: 0 BB: 0 P: 12	R: 0 E: 0 K: 1 S: 11	H: 1 LOB: 1 BB: 0 P: 19	R: 0 E: 0 K: 3 S: 11	H: 0 LOB: 0 BB: 0 P: 15	R: 1 E: 0 K: 1 S: 10	H: 3 LOB: 2 BB: 0 P: 17	R: 0 E: 0 K: 0 S: 6	H: 0 LOB: 0 BB: 0 P: 8	R: 1 E: 0 K: 0 S: 6	H: 2 LOB: 0 BB: 0 P: 9	R: 3 E: 0 K: 2 S: 12	H: 3 LOB: 0 BB: 0 P: 17		R: 0 E: 0 K: 2 S: 13	H: 1 LOB: 1 BB: 0 P: 18	1B: 8 2B: 2 3B: 0 HR: 1	SF: 0 SAC: 0 DP: 0 HBP: 0	WP: 1 PB: 0 SB: 0 CS: 0	PA: 37					
PITCHER	IP	WLS	BF	H	R	ER	SO	BB	IBB	HBP	BLK	WP	HR	S	P	ERA	WHIP											
Shawn Estes, L ERA: 3.75	(1, 1)	7.0	W	27	7	2	2	8	0	0	0	0	1	0	62	96	2.57	1.000										
Aaron Fultz, L ERA: 4.58	(8, 1)	1.0		6	3	3	3	2	0	0	0	0	0	1	12	17	27.00	3.000										
Tim Worrell, R ERA: 3.35	(9, 1)	1.0		4	1	0	0	2	0	0	0	0	0	0	13	18	0.00	1.000										

AB	37
R	5
H	11
RBI	5
BB	0
SO	12
LOB	11



Batter	1	2	3	4	5	6	7	8	9	AB	R	H	RBI	BB	SO	LOB	BOTTOM											
Marvin Benard, L OBP: 0.314, SLG: 0.423		FC6-4		K				F7		5	3	2	1	1	1	2	San Diego Padres @ San Francisco Giants PacBell Park, San Francisco, CA Fri Sep 28, 2001, 10:35 PM EDT Att: 41,098 - Cloudy - 66 F											
Rich Aurilia, R OBP: 0.375, SLG: 0.584 Pedro Feliz, R OBP: 0.265, SLG: 0.372				G6-3	F8					5	2	3	2	0	0	2												
Barry Bonds, L OBP: 0.504, SLG: 0.845 Cody Ransom, R										3	1	2	3	2	1	0												
Jeff Kent, R OBP: 0.366, SLG: 0.500 Aaron Fultz, L OBP: 0.250, SLG: 0.250 Tim Worrell, R										2	1	1	1	2	0	1												
John Vander Wal, L OBP: 0.358, SLG: 0.447 Calvin Murray, R OBP: 0.318, SLG: 0.359										3	1	1	0	1	1	4												
J.T. Snow, L OBP: 0.379, SLG: 0.389										5	1	1	0	0	2	6												
Benito Santiago, R OBP: 0.300, SLG: 0.363										5	0	4	3	0	0	3												
Ramon Martinez, R OBP: 0.325, SLG: 0.348										5	0	0	0	0	1	4												
Shawn Estes, R OBP: 0.130, SLG: 0.071 Eric Davis, R OBP: 0.267, SLG: 0.360 LeJon Powell, R OBP: 0.333, SLG: 0.333										2	0	1	0	0	0	1												
Inning Stats	R: 1 E: 0 K: 1 S: 12	H: 2 LOB: 3 BB: 1 P: 27	R: 3 E: 0 K: 1 S: 18	H: 3 LOB: 1 BB: 1 P: 33	R: 0 E: 0 K: 1 S: 10	H: 1 LOB: 1 BB: 0 P: 12	R: 0 E: 0 K: 1 S: 10	H: 0 LOB: 1 BB: 1 P: 19	R: 2 E: 0 K: 0 S: 16	H: 3 LOB: 2 BB: 1 P: 26	R: 2 E: 0 K: 1 S: 14	H: 2 LOB: 1 BB: 1 P: 27	R: 2 E: 0 K: 2 S: 18	H: 3 LOB: 2 BB: 1 P: 33	R: 0 E: 0 K: 1 S: 8	H: 1 LOB: 1 BB: 0 P: 13		1B: 9 2B: 2 3B: 0 HR: 4	SF: 0 SAC: 1 DP: 0 HBP: 1	WP: 0 PB: 0 SB: 0 CS: 0	PA: 46							
PITCHER	IP	WLS	BF	H	R	ER	SO	BB	IBB	HBP	BLK	WP	HR	S	P	ERA	WHIP											
Jason Middlebrook, R ERA: 6.75	(1, 1)	4.0	L	22	6	4	4	3	3	0	1	0	0	3	47	91	9.00	2.250										
Wascor Serrano, R ERA: 6.0	(5, 1)	2.0		13	5	4	4	1	2	0	0	0	0	1	30	53	18.00	3.500										
David Lee, R ERA: 3.8	(7, 1)	1.0		7	3	2	2	2	1	0	0	0	0	0	18	33	18.00	4.000										
Junior Herndon, R ERA: 6.48	(8, 1)	1.0		4	1	0	0	1	0	0	0	0	0	0	8	13	0.00	1.000										

AB	38
R	10
H	15
RBI	10
BB	6
SO	7
LOB	26



Batter	1	2	3	4	5	6	7	8	9	AB	R	H	RBI	BB	SO	LOB	TOP			
Rickey Henderson, R OBP: 0.371, SLG: 0.351 (1, 7)	F8		K		P4												4 0 1 0 0 1 1			
D'Angelo Jimenez, S OBP: 0.353, SLG: 0.357 (1, 6)	BB FC6-4 1B		G1-6-3 1B			G4-3		K									4 1 2 0 0 1 1			
Ryan Klesko, L OBP: 0.388, SLG: 0.536 (1, 3)	FC6-4 BB 1B		G1-6-3				K	K									4 0 1 0 0 2 2			
Bubba Trammell, R OBP: 0.322, SLG: 0.463 (1, 9)	L4 FC6-4 BB			L4				G4-3									3 0 1 0 1 0 1			
Wiki Gonzalez, R OBP: 0.339, SLG: 0.458 Chuck McElroy, L OBP: 0.353, SLG: 0.357 David Lundquist, R OBP: 0.313, SLG: 0.422 Jose Nunez, L OBP: 0.313, SLG: 0.422 Jeremy Fikac, R OBP: 0.313, SLG: 0.422 Tony Gwynn, L OBP: 0.333, SLG: 0.459 (11, 3) (8, 1) (8, 1) (8, 1) (8, 1) (8, 1)	FC6-4			G3				FC4-6									3 0 0 1 0 0 3 0 1 0 0 0 0 0 0			
Cesar Crespo, S OBP: 0.310, SLG: 0.313 (1, 8)	K			K					F7								4 0 0 0 0 3 2			
Alex Arias, R OBP: 0.311, SLG: 0.328 (1, 5)			G4-3			K			G1-3								4 0 0 0 0 1 0			
Damian Jackson, R OBP: 0.322, SLG: 0.344 (1, 4)			F8			BLK BB											2 0 1 0 1 0 0			
Brett Jodie, R (1, 1)			G4-3														2 0 0 0 0 1 1			
Ben Davis, S OBP: 0.344, SLG: 0.362 (6, 2)						K			G4-3								1 0 0 0 0 0 1			
Inning Stats	R: 1 E: 0 K: 1 S: 10	H: 2 LOB: 2 BB: 1 P: 19	R: 0 E: 0 K: 0 S: 5	H: 0 LOB: 0 BB: 0 P: 8	R: 0 E: 0 K: 1 S: 7	H: 1 LOB: 0 BB: 0 P: 11	R: 0 E: 0 K: 1 S: 5	H: 0 LOB: 0 BB: 0 P: 7	R: 0 E: 0 K: 2 S: 15	H: 1 LOB: 1 BB: 1 P: 21	R: 0 E: 0 K: 1 S: 7	H: 1 LOB: 1 BB: 0 P: 15	R: 0 E: 0 K: 2 S: 14	H: 1 LOB: 1 BB: 0 P: 19	R: 0 E: 0 K: 0 S: 4	H: 0 LOB: 0 BB: 0 P: 6	1B: 6 2B: 0 3B: 0 HR: 0	SF: 0 SAC: 0 DP: 1 HBP: 0	WP: 0 PB: 0 SB: 0 CS: 0	PA: 34
PITCHER	IP WLS BF H R ER SO BB IBB HBP BLK WP HR S P ERA WHIP	IP WLS BF H R ER SO BB IBB HBP BLK WP HR S P ERA WHIP																		
Russ Ortiz, R ERA: 3.34 (1, 1)	7.0 W 27	5 1 1 7	2 0 0 0 0 0 0 0	0 0 0 0 0 0 0 0	0 0 0 0 0 0 0 0	0 0 0 0 0 0 0 0	0 0 0 0 0 0 0 0	0 0 0 0 0 0 0 0	0 0 0 0 0 0 0 0	0 0 0 0 0 0 0 0	0 0 0 0 0 0 0 0	0 0 0 0 0 0 0 0	0 0 0 0 0 0 0 0	0 0 0 0 0 0 0 0	0 0 0 0 0 0 0 0	0 0 0 0 0 0 0 0	1.29 1.000	1.000		
Felix Rodriguez, R ERA: 1.99 (8, 1)	1.0 H 4	1 0 0 2	0 0 0 0	0 0 0 0	0 0 0 0	0 0 0 0	0 0 0 0	0 0 0 0	0 0 0 0	0 0 0 0	0 0 0 0	0 0 0 0	0 0 0 0	0 0 0 0	0 0 0 0	0 0 0 0	0.00 1.000	1.000		
Robb Nen, R ERA: 3.16 (9, 1)	1.0 S 3	0 0 0 0	0 0 0 0	0 0 0 0	0 0 0 0	0 0 0 0	0 0 0 0	0 0 0 0	0 0 0 0	0 0 0 0	0 0 0 0	0 0 0 0	0 0 0 0	0 0 0 0	0 0 0 0	0 0 0 0	0.00 0.000	0.000		

San Diego Padres @ San Francisco Giants
PacBell Park, San Francisco, CA
Sat Sep 29 2001, 4:05 PM EDT
Att: 41,383 - Sunny - 68 F

AB	32
R	1
H	6
RBI	1
BB	2
SO	9
LOB	12



Batter	1	2	3	4	5	6	7	8	9	AB	R	H	RBI	BB	SO	LOB	BOTTOM			
Calvin Murray, R OBP: 0.320, SLG: 0.359 (1, 8)	G4-3		G6-4-3 1B				G4-3										3 0 1 0 1 0 0			
Rich Aurilia, R OBP: 0.373, SLG: 0.580 (1, 6)	F9		G6-4-3 1-2f			G4-3		G5-3									4 0 0 0 0 0 3			
Barry Bonds, L OBP: 0.504, SLG: 0.848 (1, 7)	BB BB			F7				G2-3									3 1 1 1 1 0 0			
Jeff Kent, R OBP: 0.370, SLG: 0.507 (1, 4)				HR				G5-3 S BB									2 1 2 1 2 0 0			
Andres Galarraga, R OBP: 0.315, SLG: 0.453 Robb Nen, R (1, 3) (9, 1)	K			G5-3				G5-3									4 1 0 0 0 1 4 0 0 0 0 0 0 0			
John Vander Wal, L OBP: 0.360, SLG: 0.448 Shawon Dunston, R OBP: 0.299, SLG: 0.525 (1, 9) (8, PH) (9, 9)				F8				G6-3									2 0 1 1 1 0 0 1 0 0 0 0 0 1			
Benito Santiago, R OBP: 0.298, SLG: 0.360 (1, 2)				K													3 0 0 0 0 1 2			
Ramon Martinez, R OBP: 0.322, SLG: 0.345 (1, 5)				F8													3 0 0 0 0 1 1			
Russ Ortiz, R OBP: 0.239, SLG: 0.277 Marvin Benard, L OBP: 0.313, SLG: 0.422 Felix Rodriguez, R (1, 1) (7, PH) (8, 1)				F9													2 0 1 0 0 0 0 1 0 0 0 0 1 0 0 0 0 0 0 0 0 0 0 0 0 0 0 0			
J.T. Snow, L OBP: 0.379, SLG: 0.389 (9, 3)																	0 0 0 0 0 0 0			
Inning Stats	R: 0 E: 0 K: 1 S: 11	H: 0 LOB: 2 BB: 2 P: 24	R: 0 E: 0 K: 1 S: 8	H: 0 LOB: 0 BB: 1 P: 16	R: 0 E: 0 K: 0 S: 6	H: 1 LOB: 0 BB: 0 P: 10	R: 1 E: 0 K: 0 S: 10	H: 1 LOB: 0 BB: 0 P: 18	R: 0 E: 0 K: 0 S: 9	H: 1 LOB: 2 BB: 1 P: 16	R: 2 E: 1 K: 1 S: 11	H: 3 LOB: 1 BB: 0 P: 16	R: 0 E: 0 K: 1 S: 8	H: 0 LOB: 0 BB: 0 P: 12	R: 0 E: 0 K: 0 S: 10	H: 0 LOB: 1 BB: 1 P: 17	1B: 4 2B: 1 3B: 0 HR: 2	SF: 0 SAC: 0 DP: 2 HBP: 0	WP: 0 PB: 0 SB: 1 CS: 1	PA: 33
PITCHER	IP WLS BF H R ER SO BB IBB HBP BLK WP HR S P ERA WHIP	IP WLS BF H R ER SO BB IBB HBP BLK WP HR S P ERA WHIP																		
Brett Jodie, R ERA: 6.63 (6, 1)	0.1 L 4	3 2 2 0	0 0 0 0	0 0 0 0	0 0 0 0	0 0 0 0	0 0 0 0	0 0 0 0	0 0 0 0	0 0 0 0	0 0 0 0	0 0 0 0	0 0 0 0	0 0 0 0	0 0 0 0	0 0 0 0	54.00 9.000	9.000		
David Lundquist, R ERA: 6.11 (6, 1)	1.2 5 0 0 2	0 0 0 0 2	0 0 0 0	0 0 0 0	0 0 0 0	0 0 0 0	0 0 0 0	0 0 0 0	0 0 0 0	0 0 0 0	0 0 0 0	0 0 0 0	0 0 0 0	0 0 0 0	0 0 0 0	0 0 0 0	0.00 0.000	0.000		
Jose Nunez, L ERA: 4.71 (8, 1)	0.2 3 0 0 0	0 0 0 0 0	1 0 0 0	0 0 0 0	0 0 0 0	0 0 0 0	0 0 0 0	0 0 0 0	0 0 0 0	0 0 0 0	0 0 0 0	0 0 0 0	0 0 0 0	0 0 0 0	0 0 0 0	0 0 0 0	0.00 1.500	1.500		
Jeremy Fikac, R ERA: 0.86 (8, 1)	0.1 1 0 0 0	0 0 0 0 0	0 0 0 0	0 0 0 0	0 0 0 0	0 0 0 0	0 0 0 0	0 0 0 0	0 0 0 0	0 0 0 0	0 0 0 0	0 0 0 0	0 0 0 0	0 0 0 0	0 0 0 0	0 0 0 0	0.00 0.000	0.000		

San Diego Padres @ San Francisco Giants
PacBell Park, San Francisco, CA
Sat Sep 29 2001, 4:05 PM EDT
Att: 41,383 - Sunny - 68 F

AB	28
R	3
H	6
RBI	3
BB	5
SO	4
LOB	11



Batter	1	2	3	4	5	6	7	8	9	AB	R	H	RBI	BB	SO	LOB	TOP				
Marquis Grissom, R OBP: 0.250, SLG: 0.400										6	1	2	0	0	1	0					
Jeff Reboulet, R OBP: 0.366, SLG: 0.392										3	2	3	0	2	0	0					
Shawn Green, L OBP: 0.271, SLG: 0.400										5	3	1	2	0	0	4					
Gary Sheffield, R OBP: 0.413, SLG: 0.573										4	2	2	4	1	0	1					
Bruce Aven, R OBP: 0.375, SLG: 0.545										0	0	0	0	0	0	0					
Paul Lo Duca, R OBP: 0.375, SLG: 0.550										3	1	2	4	1	0	0					
Eric Karros, R OBP: 0.359, SLG: 0.397										4	2	2	0	1	1	2					
McKay Christensen, L OBP: 0.390, SLG: 0.494										0	0	0	0	0	0	0					
Adrian Beltré, R OBP: 0.313, SLG: 0.414										5	0	2	2	0	0	3					
Alex Cora, L OBP: 0.288, SLG: 0.312										4	0	1	0	1	0	2					
Eric Gagne, R OBP: 0.156, SLG: 0.295										3	0	0	0	0	0	3					
Al Reyes, R OBP: 0.333, SLG: 0.333										2	1	1	0	0	1	0					
Jeff Williams, R OBP: 0.313, SLG: 0.414										0	0	0	0	0	0	0					
Inning Stats	R: 4 E: 1 K: 0 S: 23	H: 4 LOB: 1 BB: 1 P: 42	R: 0 E: 0 K: 0 S: 7	H: 1 LOB: 1 BB: 0 P: 13	R: 1 E: 0 K: 0 S: 9	H: 2 LOB: 2 BB: 2 P: 21	R: 0 E: 0 K: 0 S: 8	H: 1 LOB: 1 BB: 0 P: 11	R: 0 E: 0 K: 0 S: 8	H: 0 LOB: 0 BB: 0 P: 15	R: 0 E: 0 K: 0 S: 4	H: 1 LOB: 0 BB: 0 P: 5	R: 3 E: 0 K: 0 S: 12	H: 3 LOB: 1 BB: 1 P: 22	R: 4 E: 0 K: 1 S: 26	H: 4 LOB: 1 BB: 1 P: 42	R: 0 E: 0 K: 2 S: 9	H: 0 LOB: 0 BB: 0 P: 13	1B: 11 2B: 2 3B: 1 HR: 2	SF: 1 SAC: 0 DP: 2 HBP: 0	WP: 0 PA: 46 PB: 0 CS: 1 SB: 3
PITCHER	IP WLS BF H R ER SO BB IBB HBP BLK WP HR S P ERA WHIP	IP WLS BF H R ER SO BB IBB HBP BLK WP HR S P ERA WHIP	IP WLS BF H R ER SO BB IBB HBP BLK WP HR S P ERA WHIP	IP WLS BF H R ER SO BB IBB HBP BLK WP HR S P ERA WHIP	IP WLS BF H R ER SO BB IBB HBP BLK WP HR S P ERA WHIP	IP WLS BF H R ER SO BB IBB HBP BLK WP HR S P ERA WHIP	IP WLS BF H R ER SO BB IBB HBP BLK WP HR S P ERA WHIP	IP WLS BF H R ER SO BB IBB HBP BLK WP HR S P ERA WHIP	IP WLS BF H R ER SO BB IBB HBP BLK WP HR S P ERA WHIP	IP WLS BF H R ER SO BB IBB HBP BLK WP HR S P ERA WHIP	IP WLS BF H R ER SO BB IBB HBP BLK WP HR S P ERA WHIP	IP WLS BF H R ER SO BB IBB HBP BLK WP HR S P ERA WHIP	IP WLS BF H R ER SO BB IBB HBP BLK WP HR S P ERA WHIP	IP WLS BF H R ER SO BB IBB HBP BLK WP HR S P ERA WHIP	IP WLS BF H R ER SO BB IBB HBP BLK WP HR S P ERA WHIP	IP WLS BF H R ER SO BB IBB HBP BLK WP HR S P ERA WHIP	IP WLS BF H R ER SO BB IBB HBP BLK WP HR S P ERA WHIP	IP WLS BF H R ER SO BB IBB HBP BLK WP HR S P ERA WHIP	IP WLS BF H R ER SO BB IBB HBP BLK WP HR S P ERA WHIP	IP WLS BF H R ER SO BB IBB HBP BLK WP HR S P ERA WHIP	IP WLS BF H R ER SO BB IBB HBP BLK WP HR S P ERA WHIP

Los Angeles Dodgers @ San Diego Padres
Qualcomm Stadium, San Diego, CA
Wed Oct 03 2001, 10:05 PM EDT
Att: 23,138 - Sunny - 72 F

AB 39
R 12
H 16
RBI 12
BB 6
SO 3
LOB 15

Batter	1	2	3	4	5	6	7	8	9	AB	R	H	RBI	BB	SO	LOB	BOTTOM				
Rickey Henderson, R OBP: 0.389, SLG: 0.342										3	1	0	0	1	0	0					
D'Angelo Jimenez, S OBP: 0.350, SLG: 0.352										4	1	0	0	1	1	2					
Ryan Klesko, L OBP: 0.383, SLG: 0.534										4	0	1	2	0	0	0					
Rick Wilkins, L OBP: 0.250, SLG: 0.364										1	0	1	2	0	0	0					
Phil Nevin, R OBP: 0.382, SLG: 0.570										3	0	0	0	0	1	1					
Alex Arias, R OBP: 0.312, SLG: 0.336										2	0	1	1	0	0	0					
Bubba Trammell, R OBP: 0.328, SLG: 0.471										3	0	3	0	2	0	0					
Ben Davis, S OBP: 0.343, SLG: 0.365										2	0	0	0	1	1	4					
Wascar Serrano, R OBP: 0.111, SLG: 0.111										0	0	0	0	0	0	0					
Mike Colangelo, R OBP: 0.326, SLG: 0.430										2	0	0	0	0	1	4					
Chuck McElroy, L OBP: 0.362, SLG: 0.351										0	0	0	0	0	0	0					
Mike Darr, L OBP: 0.313, SLG: 0.314										3	1	0	0	1	2	4					
Damian Jackson, R OBP: 0.321, SLG: 0.342										4	0	0	0	0	1	5					
Bobby Jones, R OBP: 0.183, SLG: 0.175										0	0	0	0	0	0	0					
David Lee, R OBP: 0.233, SLG: 0.407										0	0	0	0	0	0	0					
Kevin Witt, L OBP: 0.233, SLG: 0.407										0	1	0	0	1	0	0					
Brett Jodie, R OBP: 0.333, SLG: 0.449										2	0	0	0	0	1	1					
Inning Stats	R: 0 E: 0 K: 0 S: 3	H: 0 LOB: 0 BB: 0 P: 6	R: 0 E: 1 K: 2 S: 11	H: 1 LOB: 2 BB: 0 P: 18	R: 2 E: 0 K: 1 S: 11	H: 2 LOB: 2 BB: 2 P: 23	R: 0 E: 0 K: 2 S: 9	H: 0 LOB: 0 BB: 0 P: 11	R: 0 E: 0 K: 1 S: 9	H: 0 LOB: 2 BB: 2 P: 20	R: 0 E: 0 K: 1 S: 5	H: 0 LOB: 0 BB: 0 P: 10	R: 0 E: 0 K: 0 S: 10	H: 1 LOB: 1 BB: 0 P: 13	R: 3 E: 0 K: 1 S: 21	H: 2 LOB: 3 BB: 4 P: 45	1B: 5 2B: 1 3B: 0 HR: 0	SF: 0 SAC: 0 DP: 0 HBP: 0	WP: 0 PA: 42 PB: 0 CS: 0		
PITCHER	IP WLS BF H R ER SO BB IBB HBP BLK WP HR S P ERA WHIP	IP WLS BF H R ER SO BB IBB HBP BLK WP HR S P ERA WHIP	IP WLS BF H R ER SO BB IBB HBP BLK WP HR S P ERA WHIP	IP WLS BF H R ER SO BB IBB HBP BLK WP HR S P ERA WHIP	IP WLS BF H R ER SO BB IBB HBP BLK WP HR S P ERA WHIP	IP WLS BF H R ER SO BB IBB HBP BLK WP HR S P ERA WHIP	IP WLS BF H R ER SO BB IBB HBP BLK WP HR S P ERA WHIP	IP WLS BF H R ER SO BB IBB HBP BLK WP HR S P ERA WHIP	IP WLS BF H R ER SO BB IBB HBP BLK WP HR S P ERA WHIP	IP WLS BF H R ER SO BB IBB HBP BLK WP HR S P ERA WHIP	IP WLS BF H R ER SO BB IBB HBP BLK WP HR S P ERA WHIP	IP WLS BF H R ER SO BB IBB HBP BLK WP HR S P ERA WHIP	IP WLS BF H R ER SO BB IBB HBP BLK WP HR S P ERA WHIP	IP WLS BF H R ER SO BB IBB HBP BLK WP HR S P ERA WHIP	IP WLS BF H R ER SO BB IBB HBP BLK WP HR S P ERA WHIP	IP WLS BF H R ER SO BB IBB HBP BLK WP HR S P ERA WHIP	IP WLS BF H R ER SO BB IBB HBP BLK WP HR S P ERA WHIP	IP WLS BF H R ER SO BB IBB HBP BLK WP HR S P ERA WHIP	IP WLS BF H R ER SO BB IBB HBP BLK WP HR S P ERA WHIP	IP WLS BF H R ER SO BB IBB HBP BLK WP HR S P ERA WHIP	IP WLS BF H R ER SO BB IBB HBP BLK WP HR S P ERA WHIP

Los Angeles Dodgers @ San Diego Padres
Qualcomm Stadium, San Diego, CA
Wed Oct 03 2001, 10:05 PM EDT
Att: 23,138 - Sunny - 72 F

AB 34
R 5
H 6
RBI 5
BB 8
SO 8
LOB 21

Batter	1	2	3	4	5	6	7	8	9	AB	R	H	RBI	BB	SO	LOB	TOP				
Juan Pierre, L OBP: 0.379, SLG: 0.412	1-0 P6			0-2 F8			0-1 F8	0-1 FC6-4		4	0	0	0	0	0	2	Colorado Rockies @ San Diego Padres Qualcomm Stadium, San Diego, CA Fri Oct 05 2001, 10:05 PM EDT Att: 27,646 - Sunny - 66 F				
Jose Ortiz, R OBP: 0.299, SLG: 0.441	1-2 G6-3			3-2 F8			0-0 P6	2-1 F8		4	0	0	0	0	0	0					
Larry Walker, L OBP: 0.449, SLG: 0.662	1-2 G4-3			1-0 G4-3			0-0 HR	1-2 P4		4	1	1	1	0	0	0					
17 Todd Helton, L OBP: 0.433, SLG: 0.687				1-0 F8			0-0 FC4-6 1B	0-0 HR		4	1	2	1	0	1	0					
Jeff Cirillo, R OBP: 0.361, SLG: 0.467	1-0 G5-3			0-2 FC4-6 1B 3B			2-2 F3			4	1	0	0	0	0	1					
Greg Norton, S OBP: 0.326, SLG: 0.525	0-0 G3			1-0 3B			0-0 P6			3	1	1	0	0	0	0					
Alex Ochoa, R OBP: 0.334, SLG: 0.403				1-3 3B			1-2 P6			1	0	0	0	0	0	0					
Juan Uribe, R OBP: 0.318, SLG: 0.477				0-0 1B			1-2 F8			4	0	1	2	0	1	1					
Ben Petrick, R OBP: 0.326, SLG: 0.460				1-H 3-H 0-3 K			4-2 BB			2	0	1	0	1	1	1					
Jason Jennings, L OBP: 0.313, SLG: 0.533				2-3 K			4-1 BB			2	0	0	0	0	1	2					
Jacob Cruz, L OBP: 0.306, SLG: 0.317				1-1 G3			1-2 BB			0	0	0	0	1	0	0					
Justin Speier, R OBP: 0.306, SLG: 0.317				2-3 K			1-2 BB			0	0	0	0	0	0	0					
Jay Powell, R OBP: 0.306, SLG: 0.317				1-2 K			1-2 BB			0	0	0	0	0	0	0					
Jose Jimenez, R OBP: 0.306, SLG: 0.317				1-2 K			1-2 BB			0	0	0	0	0	0	0					
Inning Stats	R: 0 E: 0 K: 0 S: 9	H: 0 LOB: 0 BB: 0 P: 12	R: 0 E: 0 K: 0 S: 3	H: 0 LOB: 0 BB: 0 P: 5	R: 0 E: 0 K: 2 S: 9	H: 1 LOB: 0 BB: 0 P: 15	R: 0 E: 0 K: 0 S: 9	H: 0 LOB: 0 BB: 0 P: 13	R: 2 E: 0 K: 1 S: 12	H: 3 LOB: 1 BB: 0 P: 14	R: 2 E: 0 K: 0 S: 9	H: 2 LOB: 2 BB: 2 P: 11	R: 0 E: 0 K: 0 S: 14	H: 0 LOB: 2 BB: 2 P: 23	R: 0 E: 0 K: 1 S: 8	H: 0 LOB: 0 BB: 0 P: 11	R: 0 E: 1 K: 0 S: 6	H: 0 LOB: 0 BB: 0 P: 10	1B: 3 2B: 0 3B: 1 HR: 2	SF: 0 SAC: 0 DP: 0 HBP: 0	WP: 0 PA: 34 PB: 0 SB: 0 CS: 2
PITCHER	IP WLS BF H R ER SO BB IBB HBP BLK WP HR S P ERA WHIP	IP WLS BF H R ER SO BB IBB HBP BLK WP HR S P ERA WHIP	IP WLS BF H R ER SO BB IBB HBP BLK WP HR S P ERA WHIP	IP WLS BF H R ER SO BB IBB HBP BLK WP HR S P ERA WHIP	IP WLS BF H R ER SO BB IBB HBP BLK WP HR S P ERA WHIP	IP WLS BF H R ER SO BB IBB HBP BLK WP HR S P ERA WHIP	IP WLS BF H R ER SO BB IBB HBP BLK WP HR S P ERA WHIP	IP WLS BF H R ER SO BB IBB HBP BLK WP HR S P ERA WHIP	IP WLS BF H R ER SO BB IBB HBP BLK WP HR S P ERA WHIP	IP WLS BF H R ER SO BB IBB HBP BLK WP HR S P ERA WHIP	IP WLS BF H R ER SO BB IBB HBP BLK WP HR S P ERA WHIP	IP WLS BF H R ER SO BB IBB HBP BLK WP HR S P ERA WHIP	IP WLS BF H R ER SO BB IBB HBP BLK WP HR S P ERA WHIP	IP WLS BF H R ER SO BB IBB HBP BLK WP HR S P ERA WHIP	IP WLS BF H R ER SO BB IBB HBP BLK WP HR S P ERA WHIP	IP WLS BF H R ER SO BB IBB HBP BLK WP HR S P ERA WHIP	IP WLS BF H R ER SO BB IBB HBP BLK WP HR S P ERA WHIP	IP WLS BF H R ER SO BB IBB HBP BLK WP HR S P ERA WHIP	IP WLS BF H R ER SO BB IBB HBP BLK WP HR S P ERA WHIP	IP WLS BF H R ER SO BB IBB HBP BLK WP HR S P ERA WHIP	IP WLS BF H R ER SO BB IBB HBP BLK WP HR S P ERA WHIP

AB	32
R	4
H	6
RBI	4
BB	2
SO	4
LOB	7



Batter	1	2	3	4	5	6	7	8	9	AB	R	H	RBI	BB	SO	LOB	BOTTOM				
Rickey Henderson, R OBP: 0.366, SLG: 0.346	1-3 K			2-2 G6-3			1-1 G4-3			4	0	0	0	0	1	1	Colorado Rockies @ San Diego Padres Qualcomm Stadium, San Diego, CA Fri Oct 05 2001, 10:05 PM EDT Att: 27,646 - Sunny - 66 F				
D'Angelo Jimenez, S OBP: 0.366, SLG: 0.362	3-2 1B			4-1 BB			0-0 F9 BB G1-2-3 1B			3	0	2	0	1	0	0					
Ryan Klesko, L OBP: 0.384, SLG: 0.533	1-1 F9			1-3 K2-3			4-1 BB BB			3	0	0	0	1	1	2					
Phil Nevin, R OBP: 0.385, SLG: 0.571	2-1 1B			1-1 G3 2B			1-2 F9			3	0	2	0	1	0	2					
Bubba Trammell, R OBP: 0.329, SLG: 0.468	2-1 P6			0-1 G6-3			4-1 BB BB			3	0	0	0	1	0	4					
Ben Davis, S OBP: 0.338, SLG: 0.358				3-1 G3			1-1 G1-2-3			4	0	0	0	0	0	4					
Cesar Crespo, S OBP: 0.364, SLG: 0.306	0-0 P6			2-3 K			3-2 G6-3			3	0	0	0	0	1	1					
Tony Gwynn, L OBP: 0.382, SLG: 0.450				3-3 K			1-1 G6-3			1	0	0	0	0	0	0					
Damian Jackson, R OBP: 0.320, SLG: 0.343				1-3 K			1-3 K			4	0	0	0	0	2	0					
Kevin Jarvis, L OBP: 0.246, SLG: 0.279				0-0 G4-3			4-2 BB			2	0	0	0	0	0	0					
Mike Darr, L OBP: 0.364, SLG: 0.351				1-1 F7			1-1 F7			0	0	0	0	1	0	0					
Chuck McElroy, L OBP: 0.364, SLG: 0.351										0	0	0	0	0	0	0					
Wascar Serrano, R OBP: 0.111, SLG: 0.111										0	0	0	0	0	0	0					
Inning Stats	R: 0 E: 0 K: 1 S: 12	H: 2 LOB: 2 BB: 0 P: 21	R: 0 E: 0 K: 0 S: 7	H: 0 LOB: 0 BB: 0 P: 12	R: 0 E: 0 K: 1 S: 8	H: 0 LOB: 1 BB: 1 P: 15	R: 0 E: 0 K: 1 S: 9	H: 1 LOB: 1 BB: 0 P: 16	R: 0 E: 0 K: 1 S: 7	H: 0 LOB: 0 BB: 0 P: 10	R: 0 E: 0 K: 0 S: 8	H: 1 LOB: 2 BB: 2 P: 18	R: 0 E: 0 K: 1 S: 11	H: 0 LOB: 1 BB: 1 P: 20	R: 0 E: 0 K: 1 S: 9	H: 0 LOB: 1 BB: 1 P: 13	R: 0 E: 0 K: 0 S: 8	H: 0 LOB: 0 BB: 0 P: 12	1B: 3 2B: 1 3B: 0 HR: 0	SF: 0 SAC: 0 DP: 1 HBP: 0	WP: 0 PA: 35 PB: 0 SB: 0 CS: 0
PITCHER	IP WLS BF H R ER SO BB IBB HBP BLK WP HR S P ERA WHIP	IP WLS BF H R ER SO BB IBB HBP BLK WP HR S P ERA WHIP	IP WLS BF H R ER SO BB IBB HBP BLK WP HR S P ERA WHIP	IP WLS BF H R ER SO BB IBB HBP BLK WP HR S P ERA WHIP	IP WLS BF H R ER SO BB IBB HBP BLK WP HR S P ERA WHIP	IP WLS BF H R ER SO BB IBB HBP BLK WP HR S P ERA WHIP	IP WLS BF H R ER SO BB IBB HBP BLK WP HR S P ERA WHIP	IP WLS BF H R ER SO BB IBB HBP BLK WP HR S P ERA WHIP	IP WLS BF H R ER SO BB IBB HBP BLK WP HR S P ERA WHIP	IP WLS BF H R ER SO BB IBB HBP BLK WP HR S P ERA WHIP	IP WLS BF H R ER SO BB IBB HBP BLK WP HR S P ERA WHIP	IP WLS BF H R ER SO BB IBB HBP BLK WP HR S P ERA WHIP	IP WLS BF H R ER SO BB IBB HBP BLK WP HR S P ERA WHIP	IP WLS BF H R ER SO BB IBB HBP BLK WP HR S P ERA WHIP	IP WLS BF H R ER SO BB IBB HBP BLK WP HR S P ERA WHIP	IP WLS BF H R ER SO BB IBB HBP BLK WP HR S P ERA WHIP	IP WLS BF H R ER SO BB IBB HBP BLK WP HR S P ERA WHIP	IP WLS BF H R ER SO BB IBB HBP BLK WP HR S P ERA WHIP	IP WLS BF H R ER SO BB IBB HBP BLK WP HR S P ERA WHIP	IP WLS BF H R ER SO BB IBB HBP BLK WP HR S P ERA WHIP	IP WLS BF H R ER SO BB IBB HBP BLK WP HR S P ERA WHIP

AB	30
R	0
H	4
RBI	0
BB	5
SO	6
LOB	14



Batter	1	2	3	4	5	6	7	8	9	AB	R	H	RBI	BB	SO	LOB	TOP															
Juan Pierre, L OBP: 0.378, SLG: 0.410	1-0 CS 1B	0-1 G1-3		1-1 G1-3			0-1 G6-3		0-1 F7	5	0	1	0	0	0	2																
Brent Butler, R OBP: 0.297, SLG: 0.345	3-2 F7		0-1 17 G4-3 E 2B		0-0 F9		2-2 F9			4	1	1	0	0	0	1																
17 Todd Helton, L OBP: 0.433, SLG: 0.687	4-1 FC6 BB		0-0 G4-3		2-3 K		1-0 2B			3	0	1	0	1	1	1																
Greg Norton, S OBP: 0.321, SLG: 0.516	1-2 FC6		3-3 K		3-3 K		2-3 K			4	0	0	0	0	3	3																
Jeff Cirillo, R OBP: 0.364, SLG: 0.475		0-0 HR	0-0 E1 1B			0-1 G6-3		1-2 G4-3 1B		4	1	3	2	0	0	0																
Juan Uribe, R OBP: 0.320, SLG: 0.496		1-1 1B 3B	1-0 G6-3			0-0 HR		1-2 F7		4	2	2	1	0	0	2																
Mario Encarnacion, R OBP: 0.274, SLG: 0.226		2-2 P2-6 E 1B		0-0 2B		2-0 F8		3-2 G4-3		4	0	2	1	0	0	1																
Gary Bennett, R OBP: 0.308, SLG: 0.351		3-H E1	1-1 F9		2-2 F9		3-2 2B		2-2 G6-3	4	0	1	0	0	0	2																
Scott Elarton, R OBP: 0.167, SLG: 0.079		1-2 P2-6		0-2 G6-3		0-2 P4			2-2 P3	3	0	0	0	0	0	4																
Gabe White, L										0	0	0	0	0	0	0																
Chris Naching, R										0	0	0	0	0	0	0																
Todd Beltz, L										0	0	0	0	0	0	0																
Adam Melhuse, S OBP: 0.244, SLG: 0.257		2-3f								1	0	0	0	0	0	0																
Inning Stats	R: 0 E: 0 K: 0 S: 9	H: 1 LOB: 1 BB: 1 P: 18	R: 2 E: 1 K: 0 S: 11	H: 3 LOB: 1 BB: 0 P: 15	R: 1 E: 1 K: 1 S: 9	H: 2 LOB: 1 BB: 0 P: 13	R: 0 E: 0 K: 0 S: 10	H: 1 LOB: 1 BB: 0 P: 13	R: 0 E: 0 K: 2 S: 9	H: 0 LOB: 0 BB: 0 P: 14	R: 1 E: 0 K: 0 S: 10	H: 2 LOB: 1 BB: 0 P: 15	R: 0 E: 0 K: 1 S: 14	H: 1 LOB: 1 BB: 0 P: 19	R: 0 E: 0 K: 0 S: 9	H: 1 LOB: 0 BB: 0 P: 14	R: 0 E: 0 K: 0 S: 9	H: 0 LOB: 0 BB: 0 P: 13	1B: 4 2B: 5 3B: 1 HR: 2	SF: 0 SAC: 0 DP: 2 HBP: 0	WP: 0 PB: 0 SB: 0 CS: 1	PA: 37										
PITCHER	IP WLS BF H R ER SO BB IBB HBP BLK WP HR S P ERA WHIP											IP WLS BF H R ER SO BB IBB HBP BLK WP HR S P ERA WHIP																				
Brian Tolberg, R ERA: 4.3	(1, 1)	6.0	W	27	9	4	4	3	1	0	0	0	0	0	0	0	0	2	58	88	6.00	1.667										
Jose Nunez, L ERA: 4.59	(7, 1)	1.0		4	1	0	0	1	0	0	0	0	0	0	0	0	0	0	14	19	0.00	1.000										
David Lee, R ERA: 3.7	(8, 1)	1.0		3	1	0	0	0	0	0	0	0	0	0	0	0	0	0	9	14	0.00	1.000										
Junior Herndon, R ERA: 6.33	(9, 1)	1.0		3	0	0	0	0	0	0	0	0	0	0	0	0	0	0	9	13	0.00	0.000										

Colorado Rockies @ San Diego Padres
Qualcomm Stadium, San Diego, CA

AB 36
R 4
H 11
RBI 4
BB 1
SO 4
LOB 16



WP: 0 PA: 37
PB: 0
SB: 0
CS: 1

Batter	1	2	3	4	5	6	7	8	9	AB	R	H	RBI	BB	SO	LOB	BOTTOM															
Rickey Henderson, R OBP: 0.364, SLG: 0.347	0-0 BB HR 2B		0-1 G4-3			3-2 F9		3-1 G6-3		5	1	1	0	0	0	1																
D'Angelo Jimenez, S OBP: 0.397, SLG: 0.399	4-2 BB HR BB		3-3 K		4-2 G4-6-3 BB		1-3 K		0-0 L4	3	1	0	0	2	2	1																
Ryan Klesko, L OBP: 0.385, SLG: 0.537	4-0 HR BB		0-0 F8		0-1 G4-6-3		2-0 HR			3	2	1	1	1	0	1																
Phil Nevin, R OBP: 0.387, SLG: 0.589	0-0 HR		2-2 F9			2-2 HR		1-1 HR		4	3	3	6	0	0	0																
Bubba Trammell, R OBP: 0.330, SLG: 0.468	3-1 F9			1-1 E 1B		1-1 HR 1B		1-2 G6-3		4	1	2	0	0	0	0																
Wiki Gonzalez, R OBP: 0.335, SLG: 0.463	0-0 F9			3-1 F7		1-2 HR		1-3 K		4	1	1	2	0	1	1																
Cesar Crespo, S OBP: 0.316, SLG: 0.315	4-1 CS BB			2-2 E4		4-2 2B BB		1-0 2B		2	1	1	0	2	0	1																
Damian Jackson, R OBP: 0.317, SLG: 0.339	2-2 CS		2-0 F8		0-1 F9		0-1 F9		1-3 K	4	0	0	0	0	1	4																
Brian Tolberg, R OBP: 0.238, SLG: 0.200										2	0	0	0	0	0	2																
Tony Gwynn, L OBP: 0.297, SLG: 0.495										1	0	1	0	0	0	0																
Kevin Willson, R OBP: 0.233, SLG: 0.407										0	0	0	0	0	0	0																
Jose Nunez, L										0	0	0	0	0	0	0																
David Lee, R										0	0	0	0	0	0	0																
Mike Cotangelo, R OBP: 0.320, SLG: 0.425										1	0	0	0	0	0	0																
Inning Stats	R: 4 E: 0 K: 0 S: 10	H: 2 LOB: 0 BB: 3 P: 27	R: 0 E: 0 K: 0 S: 6	H: 0 LOB: 0 BB: 0 P: 8	R: 0 E: 0 K: 1 S: 12	H: 0 LOB: 0 BB: 0 P: 17	R: 0 E: 0 K: 0 S: 12	H: 1 LOB: 2 BB: 0 P: 20	R: 0 E: 0 K: 1 S: 9	H: 0 LOB: 0 BB: 1 P: 16	R: 4 E: 0 K: 1 S: 26	H: 4 LOB: 1 BB: 1 P: 40	R: 2 E: 0 K: 2 S: 13	H: 3 LOB: 1 BB: 0 P: 20	R: 0 E: 0 K: 0 S: 4	H: 0 LOB: 0 BB: 0 P: 7	1B: 2 2B: 3 3B: 0 HR: 5	SF: 0 SAC: 0 DP: 1 HBP: 0	WP: 0 PB: 0 SB: 0 CS: 1	PA: 39												
PITCHER	IP WLS BF H R ER SO BB IBB HBP BLK WP HR S P ERA WHIP											IP WLS BF H R ER SO BB IBB HBP BLK WP HR S P ERA WHIP																				
Scott Elarton, R ERA: 7.06	(1, 1)	5.0	L	24	6	7	7	1	4	0	0	0	0	0	0	0	0	3	58	101	12.60	2.000										
Gabe White, L ERA: 6.25	(6, 1)	1.0		5	1	1	1	1	1	0	0	0	0	0	0	0	0	0	17	27	9.00	2.000										
Chris Naching, R ERA: 4.46	(7, 1)	1.0		6	3	2	2	2	0	0	0	0	0	0	0	0	0	2	13	20	18.00	3.000										
Todd Beltz, L ERA: 7.71	(8, 1)	1.0		3	0	0	0	0	0	0	0	0	0	0	0	0	0	0	4	7	0.00	0.000										

Colorado Rockies @ San Diego Padres
Qualcomm Stadium, San Diego, CA

AB 33
R 10
H 10
RBI 10
BB 5
SO 4
LOB 11



WP: 0 PA: 39
PB: 0
SB: 0
CS: 1

