

San Diego Padres - 2002

Batter	1	2	3	4	5	6	7	8	9	AB R H RBI BB SO LOB	TOP																	
D'Angelo Jimenez, S (1, 4) OBP: 0.250, SLG: 0.250	1-2 G6-3		3-2 1B		2-2 FC5-4			1-3 K		4 0 1 0 0 1 2	<b>San Diego Padres @ Arizona Diamondbacks</b> Bank One Ballpark, Phoenix, AZ Mon Apr 01 2002, 3:05 PM EST Att. 47,025 - Sunny - 90 F																	
Mark Kotsay, L (1, 8)	3-2 G3-1		0-3 K			0-3 K		1-2 G4-3		4 0 0 0 0 2 1																		
Ron Gant, R (1, 7)	3-3 K			1-2 G5-3		0-1 G6-3			3-2 F8	4 0 0 0 0 1 0																		
Phil Nevin, R (1, 3) OBP: 0.500, SLG: 0.750		1-1 G3 2B		0-0 G6-3		0-1 1B		1-1 6-3		4 0 2 0 0 0 0																		
Bubba Trammell, R (1, 9) OBP: 0.250, SLG: 0.250		0-1 G6-3		1-1 G5-3		2-3 K		0-2 1B		4 0 1 0 0 1 2																		
Deivi Cruz, R (1, 6)		1-2 G3		1-2 G6-3			1-1 G5-3		1-3 K	4 0 0 0 0 1 2																		
Wiki Gonzalez, R (1, 2) OBP: 0.667, SLG: 0.500		2-3 K		4-1 1B BB		0-1 G1-6-3 1B				2 0 1 0 1 1 1																		
Ramón Vázquez, L (1, 5) OBP: 0.333, SLG: 0.333			2-2 G3		2-1 FC5-4 1B		0-1 G1-6-3			3 0 1 0 0 0 1																		
Kevin Jarvis, L (1, 1) Trenidad Hubbard, R (8, PH) Jose Nunez, L (8, 1)			0-3 K		0-0 F7			1-1 G5-3		2 0 0 0 0 1 2 1 0 0 0 0 0 0 0 0 0 0 0 0 0																		
<b>Inning Stats</b>	R: 0 E: 0 K: 1 S: 10	H: 0 LOB: 0 BB: 0 P: 17	R: 0 E: 0 K: 1 S: 12	H: 1 LOB: 1 BB: 0 P: 17	R: 0 E: 0 K: 2 S: 14	H: 1 LOB: 1 BB: 0 P: 19	R: 0 E: 0 K: 0 S: 6	H: 0 LOB: 0 BB: 0 P: 8	R: 0 E: 0 K: 0 S: 10	H: 1 LOB: 2 BB: 1 P: 19	R: 0 E: 0 K: 2 S: 11	H: 1 LOB: 1 BB: 0 P: 13	R: 0 E: 0 K: 0 S: 6	H: 1 LOB: 0 BB: 0 P: 7	R: 0 E: 0 K: 1 S: 9	H: 0 LOB: 0 BB: 0 P: 12	R: 0 E: 0 K: 1 S: 13	H: 1 LOB: 1 BB: 0 P: 18	1B: 5 2B: 1 3B: 0 HR: 0	SF: 0 SAC: 0 DP: 1 HBP: 0	WP: 0 PB: 0 SB: 0 CS: 0	PA: 33						
<b>PITCHER</b> Randy Johnson, L (1, 1) ERA:	IP 9.0	WLS W	BF 33	H 6	R 0	ER 0	SO 8	BB 1	IBB 0	HBP 0	BLK 0	WP 0	HR 0	S 91	P 130	ERA 0.00	WHIP 0.778											
											<b>PITCHER</b>	IP	WLS	BF	H	R	ER	SO	BB	IBB	HBP	BLK	WP	HR	S	P	ERA	WHIP

livebaseballscorecards.com

<b>AB</b>	32
<b>R</b>	0
<b>H</b>	6
<b>RBI</b>	0
<b>BB</b>	1
<b>SO</b>	8
<b>LOB</b>	11





Batter	1	2	3	4	5	6	7	8	9	AB R H RBI BB SO LOB	TOP										
D'Angelo Jimenez, S OBP: 0.250, SLG: 0.250 (1, 4)	1-3 K ①		3-3 K ②			1-0 F8 ②		3-1 1B ②		4 0 1 0 0 2 1											
Mark Kotsay, L OBP: 0.143, SLG: 0.429 Trenidad Hubbard, R (6, 8) (7, 5)	0-1 3B ③		0-3 K ③			0-1 G3 ③		2-1 G4-3 ③		3 0 1 0 0 1 1 1 0 0 0 0 0 1											
Ray Lankford, L OBP: 0.250, SLG: 0.250 (1, 7) (7, 8)	3-3 K ②			1-3 K ①			0-0 FC5-4 1B ②		2-1 G5-3 ①	4 0 1 0 0 2 1											
Phil Nevin, R OBP: 0.500, SLG: 0.667 Mark Sweeney, L (1, 3) (6, 3)	1-0 F8 ③			1-2 G6-4-3 1B ③			1-3 K ①		2-3 K ②	2 0 1 0 0 0 1 2 0 0 0 0 2 1											
Bubba Trammell, R OBP: 0.250, SLG: 0.250 (1, 9)		2-1 P4 ①		0-0 G6-4-3 1-2f ② ③			0-2 FC5-4 1B ② 1-2f		0-1 1B 1B ②	4 0 1 0 0 0 2											
Sean Burroughs, L OBP: 0.667, SLG: 0.667 Alan Embree, L (1, 5) (7, 1)		1-3 K ②			0-1 G6-4-3 1B ③		1-1 1B ③		0-1 1B 1B ③	3 0 2 0 0 1 0 0 0 0 0 0 0 0 0 0 0 0 0 0 0 1 0 1 0 0 0 0											
Jeremy Fikac, R Deivj Cruz, R OBP: 0.200, SLG: 0.200 (8, 1) (9, PH)							1-2 1B ③														
Wiki Gonzalez, R OBP: 0.400, SLG: 0.250 Steve Reed, R Ron Gant, R (1, 2) (5, 1) (7, PH) (7, 7)		1-3 K ③			0-2 G6-4-3 1-2f ① ②		2-2 F8 ③		2-3 K ③	2 0 0 0 0 1 1 0 0 0 0 0 0 0 2 0 0 0 0 1 4											
Ramón Vázquez, L OBP: 0.333, SLG: 0.500 (1, 6)			0-1 2B ①			0-1 L6 ③		2-3 K ①		3 0 1 0 0 1 0											
Brian Tollberg, R Jason Boyd, R Tom Lampkin, L (1, 1) (3, 1) (5, 2)			0-3 K ①			0-0 F7 ①		0-1 F9 ②		1 0 0 0 0 1 1 0 0 0 0 0 0 0 2 0 0 0 0 0 0											
Inning Stats	R: 0 E: 0 K: 2 S: 11	H: 1 LOB: 1 BB: 0 P: 16	R: 0 E: 0 K: 2 S: 8	H: 0 LOB: 0 BB: 0 P: 12	R: 0 E: 0 K: 3 S: 11	H: 1 LOB: 1 BB: 0 P: 14	R: 0 E: 0 K: 1 S: 7	H: 1 LOB: 0 BB: 0 P: 9	R: 0 E: 0 K: 0 S: 7	H: 1 LOB: 0 BB: 0 P: 7	R: 0 E: 0 K: 0 S: 4	H: 0 LOB: 0 BB: 0 P: 5	R: 0 E: 0 K: 1 S: 12	H: 2 LOB: 2 BB: 0 P: 16	R: 0 E: 0 K: 1 S: 9	H: 1 LOB: 1 BB: 0 P: 16	R: 0 E: 0 K: 2 S: 12	H: 2 LOB: 2 BB: 0 P: 18	1B: 7 2B: 1 3B: 1 HR: 0	SF: 0 SAC: 0 DP: 2 HBP: 0	WP: 0 PA: 34 PB: 0 SB: 0 CS: 0
PITCHER	IP WLS BF H R ER SO BB IBB HBP BLK WP HR S P ERA WHIP																				
Curt Schilling, R ERA:	(1, 1) 7.0 W 25 6 0 0 9 0 0 0 0 0 0 0 60 79 0.00 0.857																				
Mike Myers, L ERA:	(8, 1) 1.0 4 1 0 0 1 0 0 0 0 0 0 0 9 16 0.00 1.000																				
Byung-Hyun Kim, R ERA:	(9, 1) 1.0 5 2 0 0 2 0 0 0 0 0 0 0 12 18 0.00 2.000																				

San Diego Padres @ Arizona Diamondbacks

Bank One Ballpark, Phoenix, AZ

Tue Apr 02 2002, 8:35 PM EST  
Att. 48,042 - Sunny - 84 F

AB	34
R	0
H	9
RBI	0
BB	0
SO	12
LOB	14



Batter	1	2	3	4	5	6	7	8	9	AB	R	H	RBI	BB	SO	LOB	BOTTOM
--------	---	---	---	---	---	---	---	---	---	----	---	---	-----	----	----	-----	--------

<p><b>Tony Womack, L</b> (1, 6) OBP: 0.444, SLG: 0.500</p>	<p><b>Danny Bautista, R</b> (1, 9) OBP: 0.625, SLG: 0.714 <b>Jose Guillen, R</b> (6, PR) (7, 9)</p>	<p><b>Luis Gonzalez, L</b> (1, 7) OBP: 0.143, SLG: 0.143 <b>David Dellucci, L</b> (7, 7)</p>	<p><b>Mark Grace, L</b> (1, 3) OBP: 0.286, SLG: 0.667 <b>Chris Donnels, L</b> (8, PH) (9, 3)</p>	<p><b>Damian Miller, R</b> (1, 2) OBP: 0.143, SLG: 0.571 <b>Quinton McCracken, S</b> (8, 8)</p>	<p><b>Steve Finley, L</b> (1, 8) OBP: 0.143, SLG: 0.571 <b>Mike Myers, L</b> (8, 1) <b>Byung-Hyun Kim, R</b> (9, 1)</p>	<p><b>Junior Spivey, R</b> (1, 4) OBP: 0.571, SLG: 0.667</p>	<p><b>Craig Counsell, L</b> (1, 5) OBP: 0.333, SLG: 0.333 <b>Danny Klassen, R</b> (7, PH) (8, 5)</p>	<p><b>Curt Schilling, R</b> (1, 1) OBP: 0.500, SLG: 0.500 <b>Rod Barajas, R</b> (7, PH) (8, 2)</p>	<p><b>G3-1</b> (3) <b>K2-3</b> (3)</p>	<p><b>G3</b> (1) <b>G3</b> (2) <b>K</b> (3)</p>	<p><b>F9</b> (2) <b>G6-3</b> (3)</p>	<p><b>K</b> (1) <b>1B</b> (2)</p>	<p><b>K</b> (1) <b>1B</b> (2)</p>	<p><b>K</b> (1) <b>1B</b> (2)</p>	<p>3 0 1 2 0 1 3</p> <p>3 0 2 1 1 0 1</p> <p>1 0 0 0 0 1 0</p> <p>4 1 1 1 0 0 4</p> <p>1 0 0 0 0 0 0</p> <p>3 1 0 0 1 0 4</p> <p>1 0 0 0 0 0 0</p> <p>4 1 1 4 0 1 4</p> <p>0 0 0 0 0 0 0</p> <p>4 1 1 1 0 1 0</p> <p>0 0 0 0 0 0 0</p> <p>0 0 0 0 0 0 0</p> <p>3 2 3 0 1 0 0</p> <p>3 2 2 0 0 1 1</p> <p>1 0 0 0 0 1 1</p> <p>2 1 1 0 0 1 1</p> <p>1 0 1 0 0 0 0</p>	<p><b>AB</b> 34</p> <p><b>R</b> 9</p> <p><b>H</b> 13</p> <p><b>RBI</b> 9</p> <p><b>BB</b> 3</p> <p><b>SO</b> 7</p> <p><b>LOB</b> 19</p>
--	---	--	--	---	---	--	--	--	--	---	--	---------------------------------------	---------------------------------------	---------------------------------------	--	---

Inning Stats	R: 0 H: 2 E: 0 K: 10 S: 10	R: 7 H: 5 E: 0 K: 15 S: 15	R: 2 H: 2 E: 0 K: 12 S: 12	R: 0 H: 0 E: 0 K: 8 S: 8	R: 0 H: 1 E: 0 K: 9 S: 9	R: 0 H: 1 E: 0 K: 8 S: 14	R: 0 H: 2 E: 0 K: 14 S: 17	R: 0 H: 0 E: 0 K: 6 S: 7	1B: 10 SF: 2 2B: 1 SAC: 1 3B: 0 DP: 0 HR: 2 HBP: 0
--------------	----------------------------	----------------------------	----------------------------	--------------------------	--------------------------	---------------------------	----------------------------	--------------------------	--

PITCHER	IP	WLS	BF	H	R	ER	SO	BB	IBB	HBP	BLK	WP	HR	S	P	ERA	WHIP
<b>Brian Tollberg, R</b> (1, 1) ERA: 30.38	2.2	L	20	9	9	9	0	3	0	0	0	0	2	34	68	30.38	4.500
<b>Jason Boyd, R</b> (3, 1) ERA:	1.1		4	0	0	0	0	0	0	0	0	0	0	11	15	0.00	0.000
<b>Steve Reed, R</b> (5, 1) ERA:	2.0		8	2	0	0	3	0	0	0	0	0	0	17	26	0.00	1.000
<b>Alan Embree, L</b> (7, 1) ERA:	1.0		5	2	0	0	3	0	0	0	0	0	0	14	17	0.00	2.000
<b>Jeremy Fikac, R</b> (8, 1) ERA:	1.0		3	0	0	0	1	0	0	0	0	0	0	6	7	0.00	0.000

**San Diego Padres @ Arizona Diamondbacks**  
**Bank One Ballpark, Phoenix, AZ**  
 Tue Apr 02 2002, 8:35 PM EST  
 Att: 48,042 - Sunny - 84 F

<b>AB</b>	<b>34</b>
<b>R</b>	<b>9</b>
<b>H</b>	<b>13</b>
<b>RBI</b>	<b>9</b>
<b>BB</b>	<b>3</b>
<b>SO</b>	<b>7</b>
<b>LOB</b>	<b>19</b>



Batter	1	2	3	4	5	6	7	8	9	AB R H RBI BB SO LOB	TOP																			
D'Angelo Jimenez, S OBP: 0.308, SLG: 0.385 (1, 4)	3-2 G3 SF8 2B		1-2 F9	0-3 K			3-1 G5-3		1-2 G6-3 2B 1B	5 2 2 1 0 1 1																				
Mark Kotsay, L OBP: 0.250, SLG: 0.500 (1, 8)	0-0 G3 2-3		0-0 HR 2B			1-2 P6		1-1 HBP WP 1B	0-2 G6-3 2-3	5 1 2 0 0 0 2																				
Ron Gant, R OBP: 0.182, SLG: 0.444 (1, 7)	2-1 SF8 3-H		0-0 HR			3-1 F7		2-3 K	4-2 2B BB	3 2 1 3 1 1 1																				
Phil Nevin, R OBP: 0.545, SLG: 0.700 (1, 3)	0-1 1B		1-2 F8			2-0 P6		4-0 HBP IBB 1-2	0-0 1-H 3-H 2B	4 0 2 2 1 0 0																				
Bubba Trammell, R OBP: 0.333, SLG: 0.545 (1, 9)	0-1 G1-3			1-2 HR		1-0 G4-3		1-0 HBP 2-3	2-1 F7	3 1 1 1 0 0 1																				
Jeremy Fikac, R (8, 1)										0 0 0 0 0 0 0																				
Ray Lankford, L OBP: 0.200, SLG: 0.200 (9, PH)										1 0 0 0 0 0 1																				
Trevor Hoffman, R (9, 1)										0 0 0 0 0 0 0																				
Wiki Gonzalez, R OBP: 0.286, SLG: 0.167 (1, 2)		2-1 G5-3		1-2 L8		1-0 G4-3		1-3 K		2 0 0 0 0 0 0																				
Tom Lampkin, L (4, 2)										2 0 0 0 0 1 3																				
Sean Burroughs, L OBP: 0.500, SLG: 0.500 (1, 5)		1-3 K2-3		1-0 2B 1B		2-3 K		1-2 G3		3 1 1 0 0 2 0																				
Jason Boyd, R (6, 1)										0 0 0 0 0 0 0																				
Alan Embree, L (7, 1)										0 0 0 0 0 0 0																				
Trenidad Hubbard, R (8, PH) (8, 9)										1 0 0 0 0 0 3																				
Deivi Cruz, R OBP: 0.222, SLG: 0.222 (1, 6)		0-2 G4-3		1-0 F2		2-1 F8			3-2 SH1-4 1B 1B	4 1 1 0 0 0 1																				
Brian Lawrence, R OBP: 0.500, SLG: 1.000 (1, 1)			3-2 F8	0-0 2B																										
Ramón Vázquez, L OBP: 0.286, SLG: 0.429 (6, 5)							3-2 F7		0-1 SH1-4	2 0 1 1 0 0 0																				
										1 0 0 0 0 0 0																				
<b>Inning Stats</b>	R: 1 H: 2 E: 0 LOB: 1 K: 0 BB: 0 S: 11 P: 16	R: 0 H: 0 E: 0 LOB: 0 K: 1 BB: 0 S: 8 P: 11	R: 2 H: 2 E: 0 LOB: 0 K: 0 BB: 0 S: 14 P: 19	R: 2 H: 3 E: 0 LOB: 1 K: 1 BB: 0 S: 13 P: 17	R: 0 H: 0 E: 0 LOB: 0 K: 0 BB: 0 S: 6 P: 12	R: 0 H: 0 E: 0 LOB: 0 K: 1 BB: 0 S: 5 P: 9	R: 0 H: 0 E: 0 LOB: 0 K: 0 BB: 0 S: 8 P: 16	R: 0 H: 1 E: 0 LOB: 3 K: 2 BB: 1 S: 13 P: 23	R: 3 H: 3 E: 0 LOB: 1 K: 0 BB: 1 S: 16 P: 26	1B: 5 SF: 1 2B: 4 SAC: 1 3B: 0 DP: 0 HR: 2 HBP: 1	WP: 1 PA: 41 PB: 0 SB: 0 CS: 0																			
<b>PITCHER</b>	IP WLS BF H R ER SO BB IBB HBP BLK WP HR S P ERA WHIP											<b>PITCHER</b>	IP WLS BF H R ER SO BB IBB HBP BLK WP HR S P ERA WHIP																	
Brian Anderson, L (1, 1) ERA: 11.25	4.0	19	7	5	5	2	0	0	0	0	0	2	46	63	11.25	1.750	Bret Prinz, R (9, 1) ERA: 27.0	0.1	3	1	1	1	0	1	0	5	11	27.00	6.000	
Mike Morgan, R (5, 1) ERA:	1.0	3	0	0	0	0	0	0	0	0	0	0	6	12	0.00	0.000														
Eddie Oropesa, L (6, 1) ERA:	2.0	6	0	0	0	1	0	0	0	0	0	0	13	25	0.00	0.000														
Miguel Batista, R (8, 1) ERA:	0.1	4	1	0	0	1	0	1	1	0	1	0	5	13	0.00	3.000														
Mike Myers, L (8, 1) ERA: 7.71	1.1	L 6	2	2	2	1	0	0	0	0	0	0	19	25	13.50	1.500														

San Diego Padres @ Arizona Diamondbacks

Bank One Ballpark, Phoenix, AZ

Wed Apr 03 2002, 8:35 PM EST  
Att. 36,201 - Sunny - 84 F

AB	36
R	8
H	11
RBI	8
BB	2
SO	5
LOB	13



livebaseballscores.com

Batter	1	2	3	4	5	6	7	8	9	AB	R	H	RBI	BB	SO	LOB
Tony Womack, L (1, 6) OBP: 0.538, SLG: 0.600	1-2 FC4-6 1B		2-2 L5		2-0 G5-4-3 1B		0-0 SH5-3		2-1 BB 1B	4	1	3	1	0	0	0
Danny Bautista, R (1, 9) OBP: 0.538, SLG: 0.636	1-1 F9		0-0 G6-3 1B		0-1 G5-4-3 1-2f		2-2 2-H 1B		0-1 SF9	4	0	2	1	0	0	2
Luis Gonzalez, L (1, 7) OBP: 0.250, SLG: 0.364	3-2 FC4-6 1-2f		1-2 G6-3 1-2f			0-0 G6-3 3B		1-3 K	4-2 BB 1B BB	4	1	1	0	1	1	3
Mark Grace, L (1, 3) OBP: 0.333, SLG: 0.818 Danny Klassen, R (9, PR)	1-3 K			3-2 F8		0-0 G6-3		1-0 HR	2-2 BB 1B	5	1	2	3	0	1	1
Damian Miller, R (1, 2) OBP: 0.333, SLG: 0.545		0-1 HBP BB G4-6-3 1B		0-0 G3-1 1B		1-3 K		1-0 G5-3	4-2 1-2 2-3 BB	4	1	2	0	1	1	0
Steve Finley, L (1, 8) OBP: 0.250, SLG: 0.727		4-1 G4-6-3 HBP BB		3-2 G3-1		0-0 HR		3-2 G4-3	3-1 F2	4	1	1	1	1	0	4
Junior Spivey, R (1, 4) OBP: 0.545, SLG: 0.500		1-1 G4-6-3 HBP		0-1 G6-3		4-1 BB		3-2 G1		2	0	0	0	1	0	1
Craig Counsell, L (1, 5) OBP: 0.400, SLG: 0.500		0-0 G4-6-3 1-2f 2-3 3-H		0-2 G1 1B		0-1 G5-3		0-0 1B SF9 2B		4	2	2	0	0	0	3
Brian Anderson, R Mike Morgan, R Chris Donnels, L Eddie Christopher, L Quinton McCracken, S Miguel Batista, R Mike Myers, L Bret Prinz, R David Dellucci, L		1-1 G4-3		1-1 G1		1-2 SH5-3 1B		0-3 K		1	0	0	0	0	0	1

BOTTOM

San Diego Padres @ Arizona Diamondbacks

Bank One Ballpark, Phoenix, AZ

Wed Apr 03 2002, 8:35 PM EST

Att: 36,201 - Sunny - 84 F

livebaseballscorecards.com

AB	35
R	7
H	14
RBI	6
BB	4
SO	4
LOB	17



Inning Stats	R: 0	H: 1	E: 0	K: 1	S: 12	LOB: 1	BB: 0	P: 18	R: 1	H: 1	E: 0	K: 0	S: 7	LOB: 1	BB: 1	P: 13	R: 0	H: 1	E: 0	K: 0	S: 9	LOB: 0	BB: 0	P: 12	R: 0	H: 1	E: 0	K: 0	S: 10	LOB: 1	BB: 0	P: 16	R: 1	H: 2	E: 0	K: 0	S: 8	LOB: 0	BB: 0	P: 11	R: 2	H: 2	E: 0	K: 1	S: 9	LOB: 1	BB: 1	P: 14	R: 0	H: 2	E: 0	K: 1	S: 10	LOB: 1	BB: 0	P: 14	R: 1	H: 1	E: 0	K: 0	S: 8	LOB: 0	BB: 0	P: 16	R: 2	H: 3	E: 0	K: 1	S: 19	LOB: 3	BB: 2	P: 34	1B: 10	2B: 1	3B: 1	HR: 2	SF: 1	SAC: 1	DP: 3	HBP: 1	WP: 0	PB: 0	SB: 0	CS: 0	PA: 42	ERA	WHIP
PITCHER	IP	WLS	BF	H	R	ER	SO	BB	IBB	HBP	BLK	WP	HR	S	P	ERA	WHIP																																																																						
Brian Lawrence, R (1, 1) ERA: 6.35	5.2		24	8	4	4	2	1	0	0	0	0	0	10	17	6.35	1.588																																																																						
Jason Boyd, R (6, 1) ERA:	1.0	H	5	2	0	0	0	1	0	0	0	0	0	10	17	0.00	3.000																																																																						
Alan Embree, L (7, 1) ERA:	0.1	H	1	0	0	0	1	0	0	0	0	0	0	3	4	0.00	0.000																																																																						
Jeremy Fikac, R (8, 1) ERA: 4.5	1.0	W	4	1	1	1	0	0	0	0	0	0	0	1	8	9.00	1.000																																																																						
Trevor Hoffman, R (9, 1) ERA: 18.0	1.0	S	8	3	2	2	1	2	0	0	0	0	0	19	34	18.00	5.000																																																																						

<b>D'Angelo Jimenez, S</b> <small>OBP: 0.278, SLG: 0.333</small> (1, 4)	0-1 P4		0-1 1B	2-3 K		1-0 G6-3		2-1 L8	5 0 1 0 0 1 2
	C X		C X	C X		B X		B B F X	
<b>Mark Kotsay, L</b> <small>OBP: 0.294, SLG: 0.438</small> (1, 8)	4-1 FC3-6 1B BB		1-0 F8		0-0 G6-4-3 1B		0-0 F5	2-2 L9	4 0 1 0 1 0 1
	B C B B		B X		X		X	B F B X	
<b>Ron Gant, R</b> <small>OBP: 0.188, SLG: 0.357</small> (1, 7) (8, 9)	1-1 FC3-6 1B		1-1 F7		3-2 F8		1-0 L7	3-2 F5	5 0 1 0 0 0 2
	B F X		B C X		B B C C B X		B X	B C B B F X	
<b>Phil Nevin, R</b> <small>OBP: 0.467, SLG: 0.538</small> (1, 3)	0-1 FC3-6 BB 1-2f 2-3		3-2 F8		1-0 G6-4-3 1-2f		4-2 FC6-4 BB		3 0 0 0 1 0 4
	F X		B B F C X		B X		B B S C F B		
<b>Bubba Trammell, R</b> <small>OBP: 0.375, SLG: 0.500</small> (1, 9) <b>Jeremy Fikac, R</b> (8, 1) <b>Steve Reed, R</b> (9, 1) <b>Alan Embree, L</b> (10, 1)	4-1 BB		2-1 1B G6-3 1B		3-2 F7		0-2 FC6-4 1-2f	3 1 1 0 1 0 1 0	
	F B B B		B B X		C B S B X		B C F X	F C X	
<b>Sean Burroughs, L</b> <small>OBP: 0.300, SLG: 0.300</small> (1, 5)	1-1 L7		3-2 G6-3		0-2 G1-3		1-2 F8		4 0 0 0 0 0 4
	C B X		X C C B B X		C F X		S B F F X		
<b>Deivi Cruz, R</b> <small>OBP: 0.231, SLG: 0.231</small> (1, 6)		1-2 L1	1-1 1B		1-0 F7		0-2 F8		4 0 1 0 0 0 0
		F C B X	C B X		B X		F F F X		
<b>Javier Cardona, R</b> <small>OBP: 0.250, SLG: 0.250</small> (1, 2)		2-1 F3	0-3 K		1-2 G5-3		2-2 1B		4 0 1 0 0 1 2
		B C B X	C C X		F B F X		B F B X		
<b>Brett Tomko, R</b> <small>OBP: 0.333, SLG: 0.333</small> (1, 1) <b>Ray Lankford, L</b> <small>OBP: 0.167, SLG: 0.167</small> (8, 7)		0-3 K	1-2 1B		1-3 K		0-2 F9		3 0 1 1 0 2 0 1 0 0 0 0 0 1
		C B C X	X B C F X		B S S C X		F C X		

<b>Inning Stats</b>	R: 0 E: 0 K: 10 S: 10	H: 1 LOB: 3 BB: 2 P: 20	R: 0 E: 0 K: 1 S: 8	H: 0 LOB: 0 BB: 0 P: 11	R: 0 E: 0 K: 0 S: 8	H: 1 LOB: 1 BB: 0 P: 13	R: 1 E: 0 K: 2 S: 16	H: 3 LOB: 2 BB: 0 P: 25	R: 0 E: 0 K: 5 S: 9	H: 1 LOB: 0 BB: 0 P: 9	R: 0 E: 0 K: 0 S: 7	H: 0 LOB: 0 BB: 0 P: 11	R: 0 E: 0 K: 1 S: 7	H: 0 LOB: 0 BB: 0 P: 10	R: 0 E: 0 K: 0 S: 8	H: 0 LOB: 1 BB: 1 P: 13	R: 0 E: 0 K: 0 S: 16	H: 1 LOB: 1 BB: 0 P: 19	R: 0 E: 0 K: 0 S: 8	H: 0 LOB: 0 BB: 0 P: 15	1B: 7 2B: 0 3B: 0 HR: 0	SF: 0 SAC: 0 DP: 1 HBP: 0	WP: 0 PB: 0 SB: 0 CS: 0	PA: 39
---------------------	--------------------------------	----------------------------------	------------------------------	----------------------------------	------------------------------	----------------------------------	-------------------------------	----------------------------------	------------------------------	---------------------------------	------------------------------	----------------------------------	------------------------------	----------------------------------	------------------------------	----------------------------------	-------------------------------	----------------------------------	------------------------------	----------------------------------	----------------------------------	------------------------------------	----------------------------------	--------

<b>PITCHER</b>	IP	WLS	BF	H	R	ER	SO	BB	IBB	HBP	BLK	WP	HR	S	P	ERA	WHIP
Kirk Rueter, L <small>ERA: 1.29</small>	7.0		28	6	1	1	4	2	0	0	0	0	0	61	99	1.29	1.143
Felix Rodriguez, R <small>ERA:</small>	1.2		7	1	0	0	0	1	0	0	0	0	0	21	29	0.00	1.200
Jason Christiansen, L <small>ERA:</small>	1.0		3	0	0	0	0	0	0	0	0	0	0	8	12	0.00	0.000
Tim Worrell, R <small>ERA:</small>	0.1	W	1	0	0	0	0	0	0	0	0	0	0	3	6	0.00	0.000

**San Diego Padres @ San Francisco Giants**  
 PacBell Park, San Francisco, CA  
 Fri Apr 05 2002, 4:15 PM EST  
 Att: 41,714 - Overcast - 60 F

<b>AB</b>	36
<b>R</b>	1
<b>H</b>	7
<b>RBI</b>	1
<b>BB</b>	3
<b>SO</b>	4
<b>LOB</b>	17





Batter	1	2	3	4	5	6	7	8	9	10	AB	R	H	RBI	BB	SO	LOB
Tsuyoshi Shinjo, R (1, 8) OBP: 0.167, SLG: 0.063 Tim Worrell, R (10, 1)	1-2 G1-3		3-2 G6-3		0-3 K		2-1 G3		2-3 K		5	0	0	0	0	2	3
Rich Aurilia, R (1, 6) OBP: 0.421, SLG: 0.412	0-0 F7		1-0 BB 1B		2-1 G5-3			1-3 K		1-1 HR HBP	4	1	1	0	0	1	1
Barry Bonds, L (1, 7) OBP: 0.765, SLG: 2.091	0-1 F8		4-0 FC6-4 BB			1-0 F7		4-1 1B S BB		0-1 HR	3	1	1	2	2	0	0
Reggie Sanders, R (1, 9) OBP: 0.353, SLG: 0.462		1-0 HR	0-1 FC6-4			4-0 BB		3-0 F7			3	1	1	1	1	0	3
J.T. Snow, L (1, 3) OBP: 0.235, SLG: 0.250		1-0 G4-3		0-1 F8		0-1 F5		3-1 1-3 1B			4	0	1	0	0	0	1
Benito Santiago, R (1, 2) OBP: 0.333, SLG: 0.462 Jason Christiansen, R (9, 1) Calvin Murray, R (10, 8)		4-2 FC5-4 BB		1-1 G6-3		3-3 K		2-3 K			3	0	0	0	1	2	3
David Bell, R (1, 4) OBP: 0.353, SLG: 0.600		0-0 F7		2-0 G5-3			1-0 F8		2-3 K		4	0	0	0	0	1	1
Pedro Feliz, R (1, 5) OBP: 0.353, SLG: 0.313		1-1 FC5-4		1-0 SH3-4 1B			1-0 1B		1-1 G4-3 1B		4	0	3	0	0	0	1
Kirk Rueter, L (1, 1) Damon Minor, L (7, PH) Felix Rodriguez, R (8, 1) Yorvit Torrealba, R (9, 2)			3-3 K		1-0 SH3-4		1-0 F2		1-0 G4-3		1	0	0	0	0	1	0

Inning Stats	R: 0	H: 0	E: 0	K: 0	S: 8	R: 1	H: 1	E: 0	K: 0	S: 7	R: 0	H: 1	E: 0	K: 1	S: 9	R: 0	H: 0	E: 0	K: 0	S: 5	R: 0	H: 1	E: 1	K: 1	S: 8	R: 0	H: 0	E: 0	K: 1	S: 7	R: 0	H: 1	E: 0	K: 0	S: 5	R: 0	H: 1	E: 0	K: 2	S: 12	R: 0	H: 1	E: 0	K: 2	S: 10	R: 2	H: 1	E: 0	K: 0	S: 3	1B: 5	SF: 0	2B: 0	3B: 0	HR: 2	WP: 0	PA: 39
--------------	------	------	------	------	------	------	------	------	------	------	------	------	------	------	------	------	------	------	------	------	------	------	------	------	------	------	------	------	------	------	------	------	------	------	------	------	------	------	------	-------	------	------	------	------	-------	------	------	------	------	------	-------	-------	-------	-------	-------	-------	--------

PITCHER	IP	WLS	BF	H	R	ER	SO	BB	IBB	HBP	BLK	WP	HR	S	P	ERA	WHIP
Brett Tomko, R (1, 1) ERA: 1.29	7.0		28	4	1	1	3	3	0	0	0	0	1	49	88	1.29	1.000
Jeremy Fikac, R (8, 1) ERA: 3.0	1.0		5	1	0	0	2	1	0	0	0	0	0	12	25	0.00	2.000
Steve Reed, R (9, 1) ERA: 3.0	1.0	L	5	1	1	1	2	0	0	1	0	0	0	11	18	9.00	1.000
Alan Embree, L (10, 1) ERA: 6.75	0.0		1	1	1	1	0	0	0	0	0	0	1	2	2	∞	∞

**BOTTOM**

**San Diego Padres @ San Francisco Giants**  
PacBell Park, San Francisco, CA

Fri Apr 05 2002, 4:15 PM EST  
Att: 41,714 - Overcast - 60 F

livebaseballscorecards.com

AB	33
R	3
H	7
RBI	3
BB	4
SO	7
LOB	15

**GIANTS**

Batter	1	2	3	4	5	6	7	8	9	AB	R	H	RBI	BB	SO	LOB	TOP							
D'Angelo Jimenez, S OBP: 0.318, SLG: 0.364 (1, 4)	1-3  K		3-2 FC6-4 BB 1-3 1B		1-1 G1-3		3-2  1B			4	0	2	0	0	1	0								
Mark Kotsay, L OBP: 0.381, SLG: 0.444 (1, 8)	1-2 G4-3 BB 1B		4-2 FC6-4 BB 1-2		4-0 S 1B BB		2-2 F5			2	0	1	0	2	0	1								
Ryan Klesko, L (1, 9)	4-1 G4-3 BB		0-0 F7-2		0-0 P6				0-0 F7	3	0	0	0	1	0	4								
Phil Nevin, R OBP: 0.421, SLG: 0.471 (1, 3)	1-1 G4-3		1-2 FC6-4		3-2 1-2 1-H 1B				2-1 F3	4	0	1	0	0	0	4								
Ray Lankford, L OBP: 0.200, SLG: 0.200 (1, 7)	2-3 K				1-0 2B 1B				0-0 F8	4	1	1	0	0	2	2								
Sean Burroughs, L OBP: 0.308, SLG: 0.385 (1, 5)		0-0 G4-3			2-2 G1-3 1-H 2B				0-0 FC3-6 1B	3	0	1	1	0	0	0								
Juan Moreno, L (8, 1)										0	0	0	0	0	0	0								
Alan Embree, L (8, 1)										0	0	0	0	0	0	0								
Mark Sweeney, L OBP: 0.333, SLG: 0.333 (9, PH)										1	0	1	0	0	0	0								
Tom Lampkin, L (1, 2)		4-2 CS BB			1-1 G1-3				2-2 G3	3	0	0	0	1	0	2								
Ramón Vázquez, L OBP: 0.182, SLG: 0.273 (1, 6) (6, 5)		3-3 K			1-0 L6				0-0 G6-3	4	0	0	0	0	1	3								
Kevin Jarvis, L OBP: 0.250, SLG: 0.250 (1, 1)									1-2 G5-3	2	0	1	0	0	0	1								
Deivi Cruz, R OBP: 0.200, SLG: 0.200 (6, 6)										2	0	0	0	0	0	1								
Jason Boyd, R (6, 1)										0	0	0	0	0	0	0								
<b>Inning Stats</b>	R: 0 E: 0 K: 2 S: 13	H: 1 LOB: 2 BB: 1 P: 22	R: 0 E: 0 K: 1 S: 10	H: 0 LOB: 1 BB: 1 P: 17	R: 0 E: 0 K: 0 S: 16	H: 2 LOB: 2 BB: 1 P: 25	R: 1 E: 0 K: 0 S: 10	H: 2 LOB: 1 BB: 0 P: 17	R: 0 E: 0 K: 0 S: 8	H: 1 LOB: 2 BB: 1 P: 16	R: 0 E: 0 K: 0 S: 8	H: 0 LOB: 0 BB: 0 P: 11	R: 0 E: 0 K: 0 S: 11	H: 1 LOB: 1 BB: 0 P: 17	R: 0 E: 0 K: 1 S: 7	H: 0 LOB: 0 BB: 0 P: 10	R: 0 E: 0 K: 0 S: 7	H: 1 LOB: 1 BB: 0 P: 7	1B: 7 2B: 3 3B: 0 HR: 0	SF: 0 SAC: 0 DP: 2 HBP: 0	WP: 0 PB: 0 SB: 1 CS: 1	PA: 36		
<b>PITCHER</b>	<b>IP</b>	<b>WLS</b>	<b>BF</b>	<b>H</b>	<b>R</b>	<b>ER</b>	<b>SO</b>	<b>BB</b>	<b>IBB</b>	<b>HBP</b>	<b>BLK</b>	<b>WP</b>	<b>HR</b>	<b>S</b>	<b>P</b>	<b>ERA</b>	<b>WHIP</b>							
Kurt Ainsworth, R ERA: 1.8 (1, 1)	5.0		22	6	1	1	3	4	0	0	0	0	0	57	97	1.80	2.000							
Aaron Fultz, L ERA: (6, 1)	2.0	W	7	1	0	0	0	0	0	0	0	0	0	19	28	0.00	0.500							
Tim Worrell, R ERA: (8, 1)	1.0	H	3	0	0	0	1	0	0	0	0	0	0	7	10	0.00	0.000							
Robb Nen, R ERA: (9, 1)	1.0	S	4	1	0	0	0	0	0	0	0	0	0	7	7	0.00	1.000							

**San Diego Padres @ San Francisco Giants**  
PacBell Park, San Francisco, CA

Sat Apr 06 2002, 4:05 PM EST  
Att. 40,894 - Sunny - 59 F

<b>AB</b>	<b>32</b>
<b>R</b>	<b>1</b>
<b>H</b>	<b>8</b>
<b>RBI</b>	<b>1</b>
<b>BB</b>	<b>4</b>
<b>SO</b>	<b>4</b>
<b>LOB</b>	<b>18</b>



Batter	1	2	3	4	5	6	7	8	9
Calvin Murray, R (1, 8) OBP: 0.435, SLG: 0.476	2-2 P3		3-3 K		2-1 F8		3-2 G6-3		
Rich Aurilia, R (1, 6) OBP: 0.429, SLG: 0.571	2-3 K			2-2 F8 2B		1-2 E BB SF7 1B	1-2 P4		
Barry Bonds, L (1, 7) OBP: 0.714, SLG: 1.769	1-0 G4-3			3-1 F8 2-3		4-1 E 1B BB	4-1 BB BB 1B BB		
Jeff Kent, R (1, 4)		0-0 F4		4-2 BB BB		0-0 E6 1B 1B	1-0 F7		
Reggie Sanders, R (1, 9) OBP: 0.429, SLG: 0.571		3-0 K		4-1 L3 BB		2-1 SF7	4-2 BB 1B BB		
Robb Nen, R (9, 1)				1-2 BB		3-H 0-0	1-2 BB BB		
J.T. Snow, L (1, 3) OBP: 0.286, SLG: 0.263		1-3 K		1-0 L3		1-3 2-H 1B 1B	4-0 1B BB		
David Bell, R (1, 5) OBP: 0.381, SLG: 0.579		1-1 L8			1-2 G5-3	1-2 G5-4-3 1B	1-1 1B		
Benito Santiago, R (1, 2) OBP: 0.263, SLG: 0.353			1-2 F8		3-2 G5-3	1-1 G5-4-3	1-2 L9		
Kurt Ainsworth, R (1, 1) Pedro Feliz, R (5, PH) Aaron Fultz, L (6, 1) Marvin Benard, L (7, PH) Tim Worrell, R (8, 1) Tsuyoshi Shinjo, R (9, 8)			0-0 L3		0-0 1B		0-1 F7		

Inning Stats	R: 0	H: 0	E: 0	K: 1	S: 8	L: 0	LOB: 0	BB: 0	P: 13	R: 0	H: 1	E: 0	K: 1	S: 7	L: 0	LOB: 1	BB: 0	P: 12	R: 0	H: 0	E: 0	K: 1	S: 8	R: 0	H: 1	E: 0	K: 0	S: 9	R: 0	H: 1	E: 0	K: 10	S: 10	R: 3	H: 3	E: 1	K: 0	S: 14	R: 0	H: 0	E: 0	K: 0	S: 9	R: 1	H: 1	E: 0	K: 10	S: 10	
	0	0	0	1	8	0	0	0	13	0	1	0	1	7	0	1	0	0	12	0	0	0	1	8	0	1	0	9	0	1	0	10	3	3	1	0	14	0	0	0	9	1	1	0	10	1	1	0	10

PITCHER	IP	WLS	BF	H	R	ER	SO	BB	IBB	HBP	BLK	WP	HR	S	P	ERA	WHIP
Kevin Jarvis, R ERA: 3.0	(1, 1)	5.0	L	21	4	2	2	3	3	0	0	0	0	46	85	3.60	1.400
Jason Boyd, R ERA:	(6, 1)	2.0	B	8	2	1	0	0	0	0	0	0	0	19	27	0.00	1.000
Juan Moreno, L ERA: 27.0	(8, 1)	0.1		4	0	1	1	0	3	0	0	0	0	4	17	27.00	9.000
Alan Embree, L ERA: 4.5	(8, 1)	0.2		2	1	0	0	0	0	0	0	0	0	6	8	0.00	1.500

AB R H RBI BB SO LOB

4	0	0	0	0	1	1
4	1	2	0	0	1	0
2	2	0	0	2	0	1
3	1	0	0	1	0	3
1	0	1	1	2	0	0
0	0	0	0	0	0	0
3	0	1	1	1	1	4
4	0	2	2	0	0	1
4	0	0	0	0	0	4
1	0	0	0	0	0	0
1	0	1	0	0	0	0
0	0	0	0	0	0	0
1	0	0	0	0	0	0
0	0	0	0	0	0	0
0	0	0	0	0	0	0

WP	HR	S	P	ERA	WHIP
0	0	2	0	0	0
0	0	2	0	0	0
0	0	2	0	0	0
0	0	2	0	0	0
0	0	2	0	0	0
0	0	2	0	0	0

AB	28
R	4
H	7
RBI	4
BB	6
SO	3
LOB	14



WP	PA
0	35

San Diego Padres @ San Francisco Giants  
PacBell Park, San Francisco, CA  
Sat Apr 06 2002, 4:05 PM EST  
Att: 40,894 - Sunny - 59 F

livebaseballscorecards.com

Batter	1	2	3	4	5	6	7	8	9	AB R H RBI BB SO LOB	TOP											
D'Angelo Jimenez, S OBP: 0.308, SLG: 0.423 (1, 4)	1-1 1B 3B		2-2 F7		0-1 F7			0-0 G6-4-3 1-2f		4 1 1 0 0 0 1	<b>San Diego Padres @ San Francisco Giants</b> PacBell Park, San Francisco, CA Sun Apr 07 2002, 4:05 PM EDT Att. 40,819 - Sunny - 60 F <a href="http://livebaseballscorecards.com">livebaseballscorecards.com</a>											
Mark Kotsay, L OBP: 0.400, SLG: 0.455 (1, 8)	1-0 1B		2-1 1B			0-0 F7		2-3 K	4 0 2 1 0 1 0													
Ryan Klesko, L (1, 9)	3-H 3-1 F8		1-2 G3			2-0 F8		1-0 L7	4 0 0 0 0 0 2													
Phil Nevin, R OBP: 0.348, SLG: 0.381 (1, 3)	1-3 K			2-2 G6-3		0-1 L9		0-2 G4-3	4 0 0 0 0 1 1													
Ray Lankford, L OBP: 0.231, SLG: 0.167 (1, 7)	0-1 G1-3			4-0 FC1-6 BB			0-1 G1-6-3		2 0 0 0 1 0 1													
Sean Burroughs, L OBP: 0.250, SLG: 0.313 (1, 5)		1-1 G4-3		1-2 FC1-6 1-2f			0-1 G4-3		3 0 0 0 0 0 1													
Ramón Vázquez, L OBP: 0.143, SLG: 0.214 (1, 6)		2-2 L6		1-3 K			3-3 K		3 0 0 0 0 2 1													
Tom Lampkin, L OBP: 0.182, SLG: 0.100 (1, 2)		3-3 K			0-1 L3			2-1 FC6-4 1B	3 0 1 0 0 1 0													
Brian Tollberg, R (1, 1)			2-1 G4-3			1-1 G4-3		0-1 FC6-4 1-2f	2 0 0 0 0 0 0													
Deivi Cruz, R OBP: 0.188, SLG: 0.188 (7, 6)									1 0 0 0 0 0 1													
Juan Moreno, L (7, 1)									0 0 0 0 0 0 0													
<b>Inning Stats</b>	R: 1 E: 0 K: 1 S: 10	H: 2 LOB: 1 BB: 0 P: 16	R: 0 E: 0 K: 1 S: 9	H: 0 LOB: 0 BB: 0 P: 15	R: 0 E: 0 K: 0 S: 11	H: 1 LOB: 1 BB: 0 P: 18	R: 0 E: 0 K: 1 S: 11	H: 0 LOB: 1 BB: 1 P: 19	R: 0 E: 0 K: 0 S: 6	H: 0 LOB: 0 BB: 0 P: 7	R: 0 E: 0 K: 0 S: 4	H: 0 LOB: 0 BB: 0 P: 6	R: 0 E: 0 K: 1 S: 8	H: 0 LOB: 0 BB: 0 P: 11	R: 0 E: 0 K: 0 S: 5	H: 1 LOB: 0 BB: 0 P: 7	R: 0 E: 0 K: 1 S: 7	H: 0 LOB: 0 BB: 0 P: 10	1B: 3 2B: 0 3B: 1 HR: 0	SF: 0 SAC: 0 DP: 1 HBP: 0	WP: 0 PB: 0 SB: 0 CS: 0	PA: 31
<b>PITCHER</b> Livan Hernandez, R ERA: 1.59 (1, 1)	IP 9.0 WLS W BF 31 H 4 R 1 ER 1 SO 5 BB 1 IBB 0 HBP 0 BLK 0 WP 0 HR 0 S 71 P 109 ERA 1.00 WHIP 0.556											<b>PITCHER</b>	IP WLS BF H R ER SO BB IBB HBP BLK WP HR S P ERA WHIP									

AB	30
R	1
H	4
RBI	1
BB	1
SO	5
LOB	8



Batter	1	2	3	4	5	6	7	8	9
<b>Marvin Benard, L</b> (1, 7) <small>OBP: 0.500, SLG: 0.571</small> <b>Calvin Murray, R</b> (9, 7)	4-2  FC6-4 BB		0-0  2-H 2B 1B	0-1  P6		1-0  2B		1-0  F7	
<b>Rich Aurilia, R</b> (1, 6) <small>OBP: 0.440, SLG: 0.522</small> <b>Ramon Martinez, R</b> (3, PR) <small>OBP: 0.250, SLG: 1.000</small> (4, 6)	1-0  FC6-4 1-2f		2-2  2-H E 2B		1-3  K	0-1  L6		1-1  1-H 2-H HR	
<b>Reggie Sanders, R</b> (1, 9) <small>OBP: 0.400, SLG: 0.556</small> <b>Shawon Dunston, R</b> (8, PH) <small>OBP: 0.250, SLG: 1.000</small> (9, 9)	3-2  F7		2-3  K		0-0  F7		2-1  SF9 2B	0-1  G4-3	
<b>Jeff Kent, R</b> (1, 4) <small>OBP: 0.333, SLG: 0.625</small>	1-2  F7		0-1  2-H E7 1B		0-0  HR		0-0  F9	1-0  F9	
<b>J.T. Snow, L</b> (1, 3) <small>OBP: 0.320, SLG: 0.273</small>		2-2  G3	1-1  G4-3		0-2  FC6-4 1B		4-0  BB		
<b>David Bell, R</b> (1, 5) <small>OBP: 0.320, SLG: 0.500</small>		2-2  F8		0-0  G6-3	2-1  FC6-4 1-2f		0-2  SF9		
<b>Tsuyoshi Shinjo, R</b> (1, 8) <small>OBP: 0.136, SLG: 0.050</small>		1-2  G6-3		1-0  P4		0-1  L6	0-2  F8		
<b>Benito Santiago, R</b> (1, 2) <small>OBP: 0.261, SLG: 0.429</small>			1-3  K	0-2  E5 2B		1-1  SF8 3B		1-1  E5 1B HR	
<b>Livan Hernandez, R</b> (1, 1) <small>OBP: 0.625, SLG: 1.000</small>			0-1  1B 2B	0-1  1-H 2B		0-0  SF8 3-H		0-0  HR 1B	

AB	R	H	RBI	BB	SO	LOB
4	1	2	1	1	0	3
0	0	0	0	0	0	0
2	0	1	1	0	0	1
3	2	1	3	0	1	1
4	1	1	0	0	1	2
1	0	0	0	0	0	0
5	1	2	2	0	0	2
3	0	1	0	1	0	2
3	0	0	1	0	0	1
4	0	0	0	0	0	1
4	3	1	0	0	1	0
3	2	3	2	0	0	0

**BOTTOM**

**San Diego Padres @ San Francisco Giants**  
 PacBell Park, San Francisco, CA

livebaseballscorecards.com


<b>AB</b>	<b>36</b>
<b>R</b>	<b>10</b>
<b>H</b>	<b>12</b>
<b>RBI</b>	<b>10</b>
<b>BB</b>	<b>2</b>
<b>SO</b>	<b>3</b>
<b>LOB</b>	<b>13</b>



Inning Stats		R: 0	H: 0	E: 0	LOB: 1	K: 0	BB: 1	S: 10	R: 0	H: 0	E: 0	LOB: 0	K: 0	BB: 0	S: 11	R: 3	H: 4	E: 1	LOB: 2	K: 2	BB: 0	S: 18	R: 1	H: 1	E: 1	LOB: 1	K: 0	BB: 0	S: 9	R: 1	H: 2	E: 0	LOB: 1	K: 1	BB: 0	S: 10	R: 1	H: 2	E: 0	LOB: 1	K: 0	BB: 0	S: 8	R: 1	H: 1	E: 0	LOB: 1	K: 0	BB: 1	S: 12	R: 3	H: 2	E: 1	LOB: 0	K: 0	BB: 0	S: 9	R: 0	H: 0	E: 0	LOB: 0	K: 0	BB: 0	S: 9
<b>PITCHER</b>	<b>IP</b>	<b>WLS</b>	<b>BF</b>	<b>H</b>	<b>R</b>	<b>ER</b>	<b>SO</b>	<b>BB</b>	<b>IBB</b>	<b>HBP</b>	<b>BLK</b>	<b>WP</b>	<b>HR</b>	<b>S</b>	<b>P</b>	<b>ERA</b>	<b>WHIP</b>																																															
<b>Brian Tollberg, R</b> (1, 1) <small>ERA: 15.58</small>	6.0	L	30	10	7	6	3	1	0	0	0	0	0	1	68	96	9.00	1.833																																														
<b>Juan Moreno, L</b> (7, 1) <small>ERA: 11.57</small>	2.0		10	2	3	2	0	1	0	0	0	0	0	1	19	27	9.00	1.500																																														

WP	HR	S	P	ERA	WHIP
0	0	0	0	0	0
0	0	0	0	0	0
0	0	0	0	0	0

Sun Apr 07 2002, 4:05 PM EDT  
 Att: 40,819 - Sunny - 60 F

Batter	1	2	3	4	5	6	7	8	9	AB R H RBI BB SO LOB	TOP
Tony Womack, L (1, 6) OBP: 0.345, SLG: 0.417 Danny Klassen, R (7, 6)	1-1 P4		1-1 G4-3			0-1 P2			0-1 G4-3	3 0 0 0 0 0 1 1 0 0 0 0 0 0	<b>Arizona Diamondbacks @ San Diego Padres</b> <b>Qualcomm Stadium, San Diego, CA</b> Mon Apr 08 2002, 6:05 PM EDT Att. 59,103 - Cloudy - 68 F  <b>livebaseballscorecards.com</b>  <b>AB 31</b> <b>R 0</b> <b>H 4</b> <b>RBI 0</b> <b>BB 1</b> <b>SO 4</b> <b>LOB 13</b>  
Junior Spivey, R (1, 4) OBP: 0.308, SLG: 0.304	2-2 F9			0-0 P6		0-3 K		1-2 E6 BB	4 0 0 0 0 1 0		
Luis Gonzalez, L (1, 7) OBP: 0.143, SLG: 0.296	0-1 G3			3-2 F8		0-1 G3		2-1 F5	4 0 0 0 0 0 1		
Mark Grace, L (1, 3) OBP: 0.370, SLG: 0.565		2-1 FC6-4 1B		0-1 F8		1-2 F9		4-2 BB	3 0 1 0 1 0 0		
Danny Bautista, R (1, 9) OBP: 0.440, SLG: 0.609		0-0 FC6-4 G3 1-2f			1-1 FC3-6 1B		2-3 K	0-3 K	4 0 1 0 0 2 3		
Steve Finley, L (1, 8) OBP: 0.292, SLG: 0.619 Eddie Oropesa, L (7, 1) Bret Prinz, R (8, 1)		0-1 G3		0-1 FC3-6 1B		2-2 P5			3 0 1 0 0 0 1 0 0 0 0 0 0 0 0 0 0 0 0 0 0		
Rod Barajas, R (1, 2) OBP: 0.250, SLG: 0.250		0-1 G1		0-1 F7			1-1 G6-3		3 0 0 0 0 0 3		
Craig Counsell, L (1, 5) OBP: 0.292, SLG: 0.375			1-0 G3		2-1 FC3-6 1-2f 2-3		0-3 K		3 0 0 0 0 1 2		
Brian Anderson, R (1, 1) OBP: 0.500, SLG: 0.500 Chris Donnels, L (5, PH) Mike Morgan, R (5, 1) Quinton McCracken, S (7, 8) OBP: 0.333, SLG: 0.333			0-0 G4-3 1B		0-1 G6-3		1-2 G1-3		1 0 1 0 0 0 0 1 0 0 0 0 0 2 0 0 0 0 0 0 0 1 0 0 0 0 0 0		
<b>Inning Stats</b>	R: 0 H: 0 E: 0 LOB: 0 K: 0 BB: 0 S: 9 P: 12	R: 0 H: 1 E: 0 LOB: 1 K: 0 BB: 0 S: 7 P: 9	R: 0 H: 1 E: 0 LOB: 0 K: 0 BB: 0 S: 4 P: 6	R: 0 H: 0 E: 0 LOB: 0 K: 0 BB: 0 S: 7 P: 10	R: 0 H: 2 E: 0 LOB: 2 K: 0 BB: 0 S: 10 P: 13	R: 0 H: 0 E: 0 LOB: 0 K: 1 BB: 0 S: 7 P: 7	R: 0 H: 0 E: 0 LOB: 0 K: 1 BB: 0 S: 10 P: 15	R: 0 H: 0 E: 0 LOB: 0 K: 1 BB: 0 S: 8 P: 10	R: 0 H: 0 E: 1 LOB: 2 K: 1 BB: 1 S: 12 P: 19	1B: 4 SF: 0 2B: 0 SAC: 0 3B: 0 DP: 1 HR: 0 HBP: 0	
<b>PITCHER</b> Brian Lawrence, R (1, 1) ERA: 2.45	IP WLS BF H R ER SO BB IBB HBP BLK WP HR S P ERA WHIP										

Batter	1	2	3	4	5	6	7	8	9
D'Angelo Jimenez, S OBP: 0.355, SLG: 0.548 (1, 4)	1-1 HR 1B		1-1 E9 SF7 1B	1-1 F9		3-1 HR		1-3 K	
Mark Kotsay, L OBP: 0.333, SLG: 0.385 (1, 8)	1-3 K		0-1 SF7		1-0 G5-3	0-0 G3-1		1-2 F7	
Phil Nevin, R OBP: 0.407, SLG: 0.560 (1, 3)	3-1 HR		0-1 E PB 1B		0-1 E 1B	1-0 F9			
Ryan Klesko, L Trenidad Hubbard, R (1, 9) (8, 9)	1-0 G4-3		3-2 P6		1-2 E6		3-3 K		
Bubba Trammell, R OBP: 0.400, SLG: 0.471 (1, 7)	4-1 BB		1-0 E1 E 1B		1-1 L7		2-0 G4-3		
Sean Burroughs, L OBP: 0.300, SLG: 0.350 (1, 5)	2-3 K		3-1 1B		0-0 G4-3		1-1 1B 1B		
Deivi Cruz, R OBP: 0.200, SLG: 0.200 (1, 6)		1-2 G5-3	0-2 F5			0-1 G5-3	0-0 1B		
Javier Cardona, R OBP: 0.250, SLG: 0.143 (1, 2)		1-2 G1-3		2-1 G5-3		4-1 2B BB	2-3 K		
Brian Lawrence, R OBP: 0.333, SLG: 0.667 (1, 1)		2-3 K		2-2 G4-3		1-0 HR 2B	0-0 L4		

Inning Stats	R: 2	H: 2	E: 0	K: 12	LOB: 1	BB: 1	P: 24	R: 0	H: 0	E: 0	K: 1	S: 9	LOB: 0	BB: 0	P: 13	R: 3	H: 4	E: 2	K: 0	S: 16	R: 0	H: 0	E: 0	K: 0	S: 7	R: 0	H: 1	E: 1	K: 0	S: 9	R: 3	H: 2	E: 0	K: 2	S: 8	R: 0	H: 2	E: 0	K: 2	S: 10	R: 0	H: 0	E: 0	K: 1	S: 7	R: 0	H: 0	E: 0	K: 1	S: 9							

PITCHER	IP	WLS	BF	H	R	ER	SO	BB	IBB	HBP	BLK	WP	HR	S	P	ERA	WHIP
Brian Anderson, L ERA: 9.0 (1, 1)	4.0	L	19	6	5	3	3	1	0	0	0	0	1	44	73	6.75	1.750
Mike Morgan, R ERA: 13.5 (5, 1)	2.0		11	3	3	3	0	1	0	0	0	0	1	17	29	13.50	2.000
Eddie Oropesa, L ERA: (7, 1)	1.0		5	2	0	0	2	0	0	0	0	0	0	10	18	0.00	2.000
Bret Prinz, R ERA: 13.5 (8, 1)	1.0		3	0	0	0	1	0	0	0	0	0	0	7	9	0.00	0.000

**BOTTOM**

**Arizona Diamondbacks @ San Diego Padres**  
Qualcomm Stadium, San Diego, CA

Mon Apr 08 2002, 6:05 PM EDT  
Att: 59,103 - Cloudy - 68 F

AB	R	H	RBI	BB	SO	LOB
5	3	3	2	0	1	0
4	0	0	1	0	1	1
4	2	3	2	0	0	0
4	0	0	0	0	1	2
0	0	0	0	0	0	0
3	1	1	0	1	0	2
4	0	2	0	0	1	3
4	0	1	0	0	0	1
3	1	0	0	1	1	2
4	1	1	1	0	1	0

livebaseballscorecards.com

AB	35
R	8
H	11
RBI	6
BB	2
SO	6
LOB	11



PITCHER	IP	WLS	BF	H	R	ER	SO	BB	IBB	HBP	BLK	WP	HR	S	P	ERA	WHIP
Brian Anderson, L ERA: 9.0 (1, 1)	4.0	L	19	6	5	3	3	1	0	0	0	0	1	44	73	6.75	1.750
Mike Morgan, R ERA: 13.5 (5, 1)	2.0		11	3	3	3	0	1	0	0	0	0	1	17	29	13.50	2.000
Eddie Oropesa, L ERA: (7, 1)	1.0		5	2	0	0	2	0	0	0	0	0	0	10	18	0.00	2.000
Bret Prinz, R ERA: 13.5 (8, 1)	1.0		3	0	0	0	1	0	0	0	0	0	0	7	9	0.00	0.000

Batter	1	2	3	4	5	6	7	8	9	AB R H RBI BB SO LOB	TOP											
Tony Womack, L (1, 6) OBP: 0.303, SLG: 0.357	1-2 L6		2-1 F2			3-2 G3-1		1-1 FC5-4		4 0 0 0 0 0 3	<b>Arizona Diamondbacks @ San Diego Padres</b> Qualcomm Stadium, San Diego, CA Tue Apr 09 2002, 10:05 PM EDT Att. 43,861 - Cloudy - 64 F											
Danny Bautista, R (1, 9) OBP: 0.414, SLG: 0.667	1-0 G1-3		0-2 G6-3			1-0 HR		3-3 K2-3		4 1 1 1 0 1 3												
Luis Gonzalez, L (1, 7) OBP: 0.188, SLG: 0.400	0-1 HR			2-2 G1-3		1-1 F9		4-2 BB		3 1 1 1 1 0 0												
Mark Grace, L (1, 3) OBP: 0.355, SLG: 0.519	2-3 K			0-0 G6-4-3 1B		0-0 P6		1-2 F7		4 0 1 0 0 1 3												
Damian Miller, R (1, 2) Quinton McCracken, S (9, PH) OBP: 0.269, SLG: 0.360 OBP: 0.250, SLG: 0.250		1-2 G4-6-3 1B		1-0 G6-4-3			3-3 K		0-3 K	3 0 1 0 0 1 1 1 0 0 0 0 1 0												
Steve Finley, L (1, 8) OBP: 0.286, SLG: 0.542		1-2 G4-6-3			0-0 B1		4-1 G5-4-3 BB		0-1 F8	3 0 0 0 1 0 1												
Junior Spivey, R (1, 4) OBP: 0.333, SLG: 0.407		3-2 F8			1-1 2B		1-2 G5-4-3		3-1 1B 2B	4 0 2 0 0 0 1												
Craig Counsell, L (1, 5) OBP: 0.357, SLG: 0.407			4-2 SH5-3 BB		1-1 G4-3			2-1 FC5-4 1B	0-1 DI 1B	3 0 2 0 1 0 1												
Todd Stottlemyre, L (1, 1) Eddie Oropesa, L (6, 1) Mike Morgan, R (7, 1) Chris Donnels, L (8, PH) Jose Guillen, R (8, PH) Mike Myers, L (8, 1) David Dellucci, L (9, PH) OBP: 0.200, SLG: 0.200 OBP: 0.250, SLG: 0.571			0-0 SH5-3		0-2 G1-3			1-2 FC5-4 1B	0-3 K	1 0 0 0 0 0 1 0 1 0 1 0 0 0 0 0 0 0 0 0 0 0 1 0 0 0 0 1 2												
<b>Inning Stats</b>	R: 1 E: 0 K: 1 S: 10	H: 1 LOB: 0 BB: 0 P: 14	R: 0 E: 0 K: 0 S: 13	H: 1 LOB: 0 BB: 1 P: 18	R: 0 E: 0 K: 0 S: 10	H: 0 LOB: 1 BB: 1 P: 16	R: 0 E: 0 K: 0 S: 5	H: 1 LOB: 0 BB: 0 P: 8	R: 0 E: 0 K: 0 S: 8	H: 1 LOB: 1 BB: 0 P: 10	R: 1 E: 0 K: 0 S: 8	H: 1 LOB: 0 BB: 0 P: 13	R: 0 E: 0 K: 1 S: 7	H: 0 LOB: 0 BB: 1 P: 15	R: 0 E: 0 K: 1 S: 18	H: 2 LOB: 3 BB: 1 P: 30	R: 0 E: 0 K: 2 S: 12	H: 2 LOB: 2 BB: 0 P: 15	1B: 5 2B: 2 3B: 0 HR: 2	SF: 0 SAC: 1 DP: 3 HBP: 0	WP: 0 PB: 0 SB: 1 CS: 0	PA: 36
<b>PITCHER</b>	IP WLS BF H R ER SO BB IBB HBP BLK WP HR S P ERA WHIP																					
Bobby Jones, R (1, 1) ERA: 2.84	6.1 W 24 5 2 2 2 2 2 0 0 0 0 2 58 90 2.84 1.105																					
Jason Boyd, R (7, 1) ERA:	0.2 H 2 1 0 0 0 0 0 0 0 0 0 0 5 8 0.00 1.500																					
Alan Embree, L (8, 1) ERA: 3.0	1.0 H 5 1 0 0 1 1 0 0 0 0 0 0 16 26 0.00 2.000																					
Trevor Hoffman, R (9, 1) ERA: 9.0	1.0 S 5 2 0 0 2 0 0 0 0 0 0 0 12 15 0.00 2.000																					

AB	32
R	2
H	9
RBI	2
BB	3
SO	5
LOB	16





Batter	1	2	3	4	5	6	7	8	9	AB	R	H	RBI	BB	SO	LOB
D'Angelo Jimenez, S (1, 4) OBP: 0.343, SLG: 0.500	0-1 G3		0-0 F7		4-2 1B G3 HR BB		0-1 G4-3			3	1	0	0	1	0	0
Mark Kotsay, L (1, 8) OBP: 0.353, SLG: 0.400	0-0 HR 1B		1-1 G3-1		2-2 G3		3-2 1B			4	1	2	0	0	0	1
Phil Nevin, R (1, 3) OBP: 0.452, SLG: 0.679	0-0 1-H HR		4-0 BB BB		2-1 HR 1B		1-0 F9			3	2	2	2	1	0	1
Ryan Klesko, L (1, 9) OBP: 0.188, SLG: 0.286	3-2 F2		4-0 1-2 BB		2-1 1-H 3-H HR		0-1 P5			3	1	1	3	1	0	0
Ray Lankford, L (1, 7) OBP: 0.188, SLG: 0.133	2-3 K		3-3 K		3-3 K		3-2 G5-3			3	0	0	0	0	3	2
Ron Gant, R (8, PH) OBP: 0.176, SLG: 0.333										1	0	0	0	0	0	0
Trevor Hoffman, R (9, 1)										0	0	0	0	0	0	0
Sean Burroughs, L (1, 5) OBP: 0.261, SLG: 0.304		1-1 G4-3		1-2 G6-3		0-0 L8		4-2 BB		3	0	0	0	0	0	0
Jason Boyd, R (7, 1)										0	0	0	0	0	0	0
Alan Embree, L (8, 1)										0	0	0	0	0	0	0
Bubba Trammell, R (8, PH) OBP: 0.429, SLG: 0.471										0	0	0	0	1	0	0
Ramón Vázquez, L (1, 6) OBP: 0.167, SLG: 0.222		3-1 1B		2-2 G3		3-2 G6-3		2-3 K		4	0	1	0	0	1	1
Tom Lampkin, L (1, 2) OBP: 0.143, SLG: 0.077		2-2 F7		2-1 G5-3		2-3 K				3	0	0	0	0	1	1
Bobby Jones, R (1, 1)		1-0 F9								2	0	0	0	0	0	1
Deivi Cruz, R (7, 6) OBP: 0.190, SLG: 0.190							3-2 G5-3		1-1 G6-3	1	0	0	0	0	0	0

Inning Stats	R: 2	H: 2	E: 0	K: 1	S: 10	H: 2	LOB: 0	BB: 0	P: 15	R: 0	H: 1	E: 0	K: 0	S: 8	H: 0	LOB: 1	BB: 0	P: 15	R: 0	H: 0	E: 0	K: 1	S: 7	H: 0	LOB: 2	BB: 2	P: 19	R: 0	H: 0	E: 0	K: 0	S: 11	R: 3	H: 2	E: 0	K: 1	S: 16	H: 0	LOB: 0	BB: 1	P: 32	R: 0	H: 0	E: 0	K: 1	S: 7	H: 0	LOB: 0	BB: 0	P: 12	R: 0	H: 1	E: 0	K: 0	S: 8	H: 0	LOB: 1	BB: 0	P: 13	R: 0	H: 0	E: 0	K: 1	S: 12	H: 0	LOB: 1	BB: 1	P: 21
--------------	------	------	------	------	-------	------	--------	-------	-------	------	------	------	------	------	------	--------	-------	-------	------	------	------	------	------	------	--------	-------	-------	------	------	------	------	-------	------	------	------	------	-------	------	--------	-------	-------	------	------	------	------	------	------	--------	-------	-------	------	------	------	------	------	------	--------	-------	-------	------	------	------	------	-------	------	--------	-------	-------

PITCHER	IP	WLS	BF	H	R	ER	SO	BB	IBB	HBP	BLK	WP	HR	S	P	ERA	WHIP
Todd Stottlemire, R ERA: 9.0	(1, 1)	5.0	L	23	5	5	5	3	3	0	0	0	2	52	97	9.00	1.600
Eddie Oropesa, L ERA:	(6, 1)	1.0		3	0	0	1	0	0	0	0	0	0	7	12	0.00	0.000
Mike Morgan, R ERA: 10.8	(7, 1)	1.0		4	1	0	0	0	0	0	0	0	0	8	13	0.00	1.000
Mike Myers, L ERA: 4.91	(8, 1)	1.0		4	0	0	1	1	0	0	0	0	0	12	21	0.00	1.000

**BOTTOM**

**Arizona Diamondbacks @ San Diego Padres**  
Qualcomm Stadium, San Diego, CA

Tue Apr 09 2002, 10:05 PM EDT  
Att: 43,861 - Cloudy - 64 F

AB	30
R	5
H	6
RBI	5
BB	4
SO	5
LOB	7

WP: 0 PA: 34  
PB: 0  
SB: 0  
CS: 0



Batter	1	2	3	4	5	6	7	8	9	AB R H RBI BB SO LOB	TOP																	
Tony Womack, L (1, 6) OBP: 0.270, SLG: 0.313	2-1 P6		1-3 K		2-2 F9		1-3 K			4 0 0 0 0 2 1																		
Junior Spivey, R (1, 4) OBP: 0.294, SLG: 0.355	2-3 K			1-2 G5-3		1-1 G4-3	0-0 G6-3			4 0 0 0 0 1 0																		
Luis Gonzalez, L (1, 7) OBP: 0.222, SLG: 0.394	1-2 F7			2-1 G3		4-2 1B BB BB		2-1 G1-3 1B		3 1 1 0 1 0 0																		
Danny Bautista, R (1, 9) OBP: 0.394, SLG: 0.613		0-2 G4-3		0-1 BB 1B 1B		1-1 F8		1-3 K		4 0 1 0 0 1 2																		
Steve Finley, L (1, 8) OBP: 0.313, SLG: 0.536		0-2 G1-3		1-2 BB 1B		1-1 BB BB 1B		1-0 G1-3		4 0 2 0 0 0 1																		
Damian Miller, R (1, 2) OBP: 0.300, SLG: 0.333		1-0 F8		4-2 BB BB		4-1 BB BB		3-1 F7		2 0 0 0 2 0 1																		
Mark Grace, L (1, 3) OBP: 0.371, SLG: 0.533			0-0 2B	1-0 F7		4-0 BB BB				3 0 1 1 1 1 3																		
Craig Counsell, L (1, 5) OBP: 0.313, SLG: 0.355			1-0 L4		3-2 G3	0-1 L6				4 0 0 0 0 0 4																		
Rick Helling, R (1, 1) Quinton McCracken, S (7, PH) Eddie Oropesa, L (7, 1) Miguel Batista, R (8, 1) Greg Colbrunn, R (9, PH)			1-0 P4		1-3 K		2-3 K			2 0 0 0 0 1 1																		
										1 0 0 0 0 1 0																		
										0 0 0 0 0 0 0																		
										0 0 0 0 0 0 0																		
										1 0 0 0 0 0 0																		
<b>Inning Stats</b>	R: 0 E: 0 K: 1 S: 8	H: 0 LOB: 0 BB: 0 P: 13	R: 0 E: 0 K: 0 S: 7	H: 0 LOB: 0 BB: 0 P: 8	R: 0 E: 0 K: 1 S: 9	H: 1 LOB: 1 BB: 0 P: 12	R: 0 E: 0 K: 0 S: 16	H: 2 LOB: 3 BB: 1 P: 25	R: 0 E: 0 K: 1 S: 12	H: 0 LOB: 0 BB: 0 P: 18	R: 1 E: 0 K: 0 S: 12	H: 1 LOB: 3 BB: 3 P: 27	R: 0 E: 0 K: 2 S: 9	H: 0 LOB: 0 BB: 0 P: 12	R: 0 E: 0 K: 1 S: 9	H: 1 LOB: 1 BB: 0 P: 16	R: 0 E: 0 K: 1 S: 6	H: 0 LOB: 0 BB: 0 P: 7	1B: 4 2B: 1 3B: 0 HR: 0	SF: 0 SAC: 0 DP: 0 HBP: 0	WP: 0 PB: 0 SB: 0 CS: 0	PA: 36						
<b>PITCHER</b>	IP WLS BF H R ER SO BB IBB HBP BLK WP HR S P ERA WHIP																											
Brett Tomko, R (1, 1) ERA: 1.42	5.2		24	4	1	1	3	3	0	0	0	0	0	0	62	97	1.59	1.235										
Alan Embree, L (6, 1) ERA: 2.7	0.1	W	2	0	0	0	0	1	0	0	0	0	0	2	6	0.00	3.000											
Jeremy Fikac, R (7, 1) ERA: 1.8	2.0	H	7	1	0	0	3	0	0	0	0	0	0	18	28	0.00	0.500											
Trevor Hoffman, R (9, 1) ERA: 6.0	1.0	S	3	0	0	0	1	0	0	0	0	0	0	6	7	0.00	0.000											

Arizona Diamondbacks @ San Diego Padres  
Qualcomm Stadium, San Diego, CA  
Wed Apr 10 2002, 10:05 PM EDT  
Att. 15,724 - Sunny - 64 F

AB	32
R	1
H	5
RBI	1
BB	4
SO	7
LOB	13



Batter	1	2	3	4	5	6	7	8	9
D'Angelo Jimenez, S (1, 4) OBP: 0.333, SLG: 0.474	3-2 G1-3 1B		2-3 K		3-2 G3		1-0 G6-3		
Mark Kotsay, L (1, 8) OBP: 0.342, SLG: 0.364	0-1 F7		4-1 BB		0-0 F9		2-3 K		
Phil Nevin, R (1, 3) OBP: 0.457, SLG: 0.645	0-1 G1-3 1-2		3-3 K		1-2 1B 1B		4-1 BB		
Ryan Klesko, L (1, 9) OBP: 0.250, SLG: 0.333 Trenidad Hubbard, R (8, 9)	3-3 K			1-1 1B 1B	0-0 1B		2-1 G4-3		
Bubba Trammell, R (1, 7) OBP: 0.400, SLG: 0.429		3-2 P4		2-1 1B 1B	3-2 G5-3		1-0 F8		
Deivi Cruz, R (1, 6) OBP: 0.200, SLG: 0.320		1-0 F7		0-3 K		0-1 HR	1-2 G6-3		
Ramón Vázquez, L (1, 5) OBP: 0.227, SLG: 0.273		3-2 1B		1-0 1B 1-2 2-H		0-2 P6	2-3 K		
Tom Lampkin, L (1, 2) OBP: 0.118, SLG: 0.063		1-3 K		0-0 F7		0-0 F8			
Brett Tomko, R (1, 1) OBP: 0.200, SLG: 0.200 Alan Embree, L (6, 1)			0-0 F7	0-0 F8		2-2 F8			
Mark Sweeney, L (6, PH) OBP: 0.250, SLG: 0.250 Jeremy Fikac, R (7, 1) Trevor Hoffman, R (9, 1)									

Inning Stats	R: 0 E: 0 K: 1 S: 12	H: 1 LOB: 1 BB: 0 P: 18	R: 0 E: 0 K: 1 S: 14	H: 1 LOB: 1 BB: 0 P: 22	R: 0 E: 0 K: 2 S: 9	H: 0 LOB: 1 BB: 1 P: 18	R: 1 E: 0 K: 1 S: 10	H: 3 LOB: 2 BB: 0 P: 14	R: 0 E: 0 K: 0 S: 16	H: 2 LOB: 2 BB: 0 P: 23	R: 1 E: 0 K: 0 S: 9	H: 1 LOB: 0 BB: 0 P: 11	R: 0 E: 0 K: 1 S: 7	H: 0 LOB: 1 BB: 1 P: 16	R: 0 E: 0 K: 1 S: 8	H: 0 LOB: 0 BB: 0 P: 12
--------------	-------------------------------	----------------------------------	-------------------------------	----------------------------------	------------------------------	----------------------------------	-------------------------------	----------------------------------	-------------------------------	----------------------------------	------------------------------	----------------------------------	------------------------------	----------------------------------	------------------------------	----------------------------------

PITCHER	IP	WLS	BF	H	R	ER	SO	BB	IBB	HBP	BLK	WP	HR	S	P	ERA	WHIP
Rick Helling, R (1, 1) ERA: 4.09	6.0	L	27	8	2	2	5	1	0	0	0	0	1	70	106	3.00	1.500
Eddie Oropesa, L (7, 1) ERA:	1.0		4	0	0	0	1	1	0	0	0	0	0	7	16	0.00	1.000
Miguel Batista, R (8, 1) ERA:	1.0		3	0	0	0	1	0	0	0	0	0	0	8	12	0.00	0.000

AB R H RBI BB SO LOB

**BOTTOM**

4	0	1	0	0	1	0
3	0	0	0	1	1	1
3	0	1	0	1	1	2
4	1	2	0	0	1	2
0	0	0	0	0	0	0
4	0	1	0	0	0	2
4	1	1	1	0	1	2
4	0	2	1	0	1	0
3	0	0	0	0	1	3
2	0	0	0	0	0	2
0	0	0	0	0	0	0
1	0	0	0	0	0	0
0	0	0	0	0	0	0
0	0	0	0	0	0	0

AB	32
R	2
H	8
RBI	2
BB	2
SO	7
LOB	14



WP: 0	PA: 34
PB: 0	
SB: 0	
CS: 0	
1B: 7	SF: 0
2B: 0	SAC: 0
3B: 0	DP: 0
HR: 1	HBP: 0
WP	HR
S	P
ERA	WHIP

**Arizona Diamondbacks @ San Diego Padres**  
**Qualcomm Stadium, San Diego, CA**  
 Wed Apr 10 2002, 10:05 PM EDT  
 Att. 15,724 - Sunny - 64 F

livebaseballscores.com

Batter	1	2	3	4	5	6	7	8	9	AB R H RBI BB SO LOB	TOP											
<b>Dave Roberts, L</b> (1, 8) OBP: 0.300, SLG: 0.357	1-2 F8		1-0 2B 3B		0-0 B1		1-3 K			4 1 1 0 0 1 0												
<b>Alex Cora, L</b> (1, 6) OBP: 0.375, SLG: 0.500	3-2 G4-3		1-0 2B G4-3 HBP		1-0 1B 3B			4-2 G6-4-3 BB		2 2 1 0 1 0 0												
<b>Paul Lo Duca, R</b> (1, 2) OBP: 0.300, SLG: 0.425	1-1 1B		1-1 G4-3 1-3 2B		0-1 G3-6-3 1B			2-2 G6-4-3 1-2f		4 0 3 2 0 0 1												
<b>Shawn Green, L</b> (1, 9) OBP: 0.300, SLG: 0.361	1-1 G4-3		1-2 G4-3		0-0 G3-6-3 1-2f			3-1 F9		4 0 0 1 0 0 3												
<b>Brian Jordan, R</b> (1, 7) OBP: 0.282, SLG: 0.361		0-0 CS 1B	2-1 F9		1-2 G4-6-3 1B			0-2 G6-3		4 0 2 0 0 0 1												
<b>Eric Karros, R</b> (1, 3) OBP: 0.313, SLG: 0.452		3-3 K 1-2	1-0 P3		1-1 F8			1-1 G5-4-3 1B		4 0 1 0 0 1 3												
<b>Adrian Beltré, R</b> (1, 5) OBP: 0.395, SLG: 0.323		2-1 2B		1-2 F7		1-1 G4-6-3 1-2f		0-1 G5-4-3 1-2f		4 0 1 0 0 0 2												
<b>Mark Grudzielanek, R</b> (1, 4) OBP: 0.333, SLG: 0.406		4-0 IBB		2-3 K			1-2 G4-3			2 0 0 0 1 1 0												
<b>Kaz Ishii, L</b> (1, 1) <b>Jeff Reboulet, R</b> (7, PH) <b>Giovanni Carrara, R</b> (7, 1) <b>Eric Gagne, R</b> (9, 1)		1-3 K		1-1 F8			1-3 K			2 0 0 0 0 1 2 1 0 0 0 0 1 0 0 0 0 0 0 0 0 0 0 0 0 0 0 0												
<b>Inning Stats</b>	R: 0 E: 0 K: 0 S: 12	H: 1 LOB: 1 BB: 0 P: 18	R: 0 E: 0 K: 2 S: 11	H: 2 LOB: 2 BB: 1 P: 21	R: 2 E: 0 K: 0 S: 9	H: 2 LOB: 1 BB: 0 P: 16	R: 0 E: 0 K: 1 S: 11	H: 0 LOB: 0 BB: 0 P: 15	R: 1 E: 0 K: 0 S: 5	H: 2 LOB: 0 BB: 0 P: 6	R: 0 E: 0 K: 0 S: 7	H: 1 LOB: 0 BB: 0 P: 10	R: 0 E: 0 K: 2 S: 9	H: 0 LOB: 0 BB: 0 P: 12	R: 0 E: 0 K: 0 S: 7	H: 0 LOB: 0 BB: 1 P: 16	R: 0 E: 0 K: 0 S: 8	H: 1 LOB: 0 BB: 0 P: 9	1B: 5 2B: 3 3B: 2 HR: 0	SF: 0 SAC: 0 DP: 5 HBP: 1	WP: 0 PB: 0 SB: 0 CS: 1	PA: 34
<b>PITCHER</b>	IP WLS BF H R ER SO BB IBB HBP BLK WP HR S P ERA WHIP																					
<b>Kevin Jarvis, R</b> (1, 1) ERA: 3.32	7.0 L 28 8 3 3 5 0 1 1 0 0 0 64 98 3.86 1.143																					
<b>Juan Moreno, L</b> (8, 1) ERA: 8.1	1.0 3 0 0 0 0 1 0 0 0 0 0 7 16 0.00 1.000																					
<b>Steve Reed, R</b> (9, 1) ERA: 2.25	1.0 3 1 0 0 0 0 0 0 0 0 0 8 9 0.00 1.000																					

**Los Angeles Dodgers @ San Diego Padres**  
**Qualcomm Stadium, San Diego, CA**  
 Fri Apr 12 2002, 10:05 PM EDT  
 Att. 31,894 - Cloudy - 65 F

<b>AB</b>	<b>31</b>
<b>R</b>	<b>3</b>
<b>H</b>	<b>9</b>
<b>RBI</b>	<b>3</b>
<b>BB</b>	<b>2</b>
<b>SO</b>	<b>5</b>
<b>LOB</b>	<b>12</b>



Batter	1	2	3	4	5	6	7	8	9	AB	R	H	RBI	BB	SO	LOB
D'Angelo Jimenez, S OBP: 0.302, SLG: 0.429 (1, 4)	1-1 G5-3 ①		2-0 F9 ②			3-1 F8 ①		1-3 K ②		4	0	0	0	0	1	0
Trenidad Hubbard, R (1, 8)	2-3 K ②		2-2 G6-3 ③			2-2 F4 ②		3-1 G4-3 ③		4	0	0	0	0	1	0
Phil Nevin, R OBP: 0.436, SLG: 0.600 (1, 3)	3-2 G5-3 ③				2-0 G6-3 ①		0-0 BB 1B		0-0 G6-3 ①	4	0	1	0	0	0	0
Bubba Trammell, R OBP: 0.414, SLG: 0.391 (1, 9)		2-0 P4 ①		4-2 BB		4-1 BB		0-0 F8 ②	2	0	0	0	2	0	0	
Ron Gant, R OBP: 0.143, SLG: 0.263 (1, 7)		2-2 F8 ②		0-2 F9 ②		1-2 F9 ③		3-2 F9 ③	4	0	0	0	0	0	3	
Deivi Cruz, R OBP: 0.214, SLG: 0.357 (1, 6)		1-1 2B		2-3 K ③			0-2 F9 ①		3-2 F9 ③	3	0	1	0	0	1	1
Javier Cardona, R OBP: 0.273, SLG: 0.111 (1, 2)		4-1 BB			1-0 G5-3 ①		0-0 F7 ②		0-0 F7 ②	2	0	0	0	1	0	0
Ramón Vázquez, L OBP: 0.200, SLG: 0.240 (1, 5)		0-3 K ③			1-0 F7 ②		2-2 G3-1 ③		2-2 G3-1 ③	3	0	0	0	0	1	2
Kevin Jarvis, L OBP: 0.167, SLG: 0.167 (1, 1)			0-3 K ①		2-3 K ③			1-3 K ①		2	0	0	0	0	2	0
Juan Moreno, L (8, 1)										0	0	0	0	0	0	0
Mark Sweeney, L OBP: 0.200, SLG: 0.200 (8, PH)										1	0	0	0	0	1	0
Steve Reed, R (9, 1)										0	0	0	0	0	0	0

Inning Stats	R: 0	H: 0	E: 0	K: 1	S: 9	R: 0	H: 1	E: 0	K: 1	S: 11	R: 0	H: 0	E: 0	K: 1	S: 7	R: 0	H: 0	E: 0	K: 1	S: 11	R: 0	H: 0	E: 0	K: 1	S: 6	R: 0	H: 1	E: 0	K: 0	S: 10	R: 0	H: 0	E: 0	K: 0	S: 7	R: 0	H: 0	E: 0	K: 2	S: 9	R: 0	H: 0	E: 0	K: 0	S: 5
	LOB: 0	BB: 0	P: 15	LOB: 2	BB: 1	P: 20	LOB: 0	BB: 0	P: 11	LOB: 1	BB: 1	P: 19	LOB: 0	BB: 0	P: 10	LOB: 2	BB: 1	P: 20	LOB: 0	BB: 0	P: 9	LOB: 0	BB: 0	P: 14	LOB: 0	BB: 0	P: 8	LOB: 0	BB: 0	P: 8	1B: 1	SF: 0	2B: 1	SAC: 0	3B: 0	DP: 0	HR: 0	HBP: 0	WP: 0	PA: 32	PB: 0	SB: 0	CS: 0		

PITCHER	IP	WLS	BF	H	R	ER	SO	BB	IBB	HBP	BLK	WP	HR	S	P	ERA	WHIP
Kaz Ishii, L ERA: 2.0	(1, 1)	6.0	W	23	2	0	5	3	0	0	0	0	0	54	95	0.00	0.833
Giovanni Carrara, R ERA: 2.0	(7, 1)	2.0	H	6	0	0	2	0	0	0	0	0	0	16	23	0.00	0.000
Eric Gagne, R ERA:	(9, 1)	1.0	S	3	0	0	0	0	0	0	0	0	0	5	8	0.00	0.000

**BOTTOM**

**Los Angeles Dodgers @ San Diego Padres**  
Qualcomm Stadium, San Diego, CA

Fri Apr 12 2002, 10:05 PM EDT  
Att. 31,894 - Cloudy - 65 F

livebaseballscorecards.com

AB	29
R	0
H	2
RBI	0
BB	3
SO	7
LOB	6



Batter	1	2	3	4	5	6	7	8	9	AB R H RBI BB SO LOB	TOP																									
<b>Dave Roberts, L</b> (1, 8) <small>OBP: 0.273, SLG: 0.323</small> <b>Paul Quantrill, L</b> (7, 1) <b>Dave Hansen, L</b> (9, PH) <small>OBP: 0.167, SLG: 0.167</small>	1-3 K	2-0 P4			1-2 G4-3		1-2 L5		2-3 K	3 0 0 0 0 1 2 0 0 0 0 0 0 0 1 0 0 0 0 1 1																										
<b>Cesar Izturis, S</b> (1, 6) <small>OBP: 0.341, SLG: 0.410</small>	1-2 G4-3		0-0 CS 1B		2-2 G4-3		1-3 K2-3		4-2 BB	4 0 1 0 1 1 1																										
<b>Paul Lo Duca, R</b> (1, 2) <small>OBP: 0.311, SLG: 0.432</small>	2-2 2B		2-1 P4 1-2		0-1 F9		4-2 1B BB		0-3 K	4 0 1 0 1 1 3																										
<b>Shawn Green, L</b> (1, 9) <small>OBP: 0.295, SLG: 0.425</small>	0-1 G6-3		0-0 HR		2-3 K2-3		0-3 K		0-3 K	4 1 1 1 0 2 2																										
<b>Brian Jordan, R</b> (1, 7) <small>OBP: 0.302, SLG: 0.359</small>		4-0 1B SF8 BB	1-2 F7		2-3 K		1-1 1B		1-2 1B	3 1 1 0 1 1 0																										
<b>Eric Karros, R</b> (1, 3) <small>OBP: 0.306, SLG: 0.429</small>		2-2 1B 1B		3-1 G5-3		3-3 K		0-0 F8		4 0 1 0 0 1 2																										
<b>Adrian Beltré, R</b> (1, 5) <small>OBP: 0.381, SLG: 0.324</small>		1-2 SF8		2-2 F9		2-1 BB 2B 1B		1-1 P4		3 1 1 1 0 0 2																										
<b>Mark Grudzielanek, R</b> (1, 4) <small>OBP: 0.350, SLG: 0.400</small>		3-H 2-1 1B		1-3 K		4-1 BB 2B BB		1-3 K		3 1 1 0 1 2 0																										
<b>Kevin Brown, R</b> (1, 1) <small>OBP: 0.500, SLG: 1.167</small> <b>Terry Mulholland, R</b> (2, 1) <b>Marquis Grissom, R</b> (5, 8) <small>OBP: 0.650, SLG: 0.943</small> <b>Omar Daal, L</b> (5, 1) <b>Alex Cora, L</b> (7, PH) <small>OBP: 0.375, SLG: 0.500</small> <b>Hiram Boeschlich, R</b> (7, PH) <small>OBP: 0.250, SLG: 1.000</small>		1-3 K		0-3 K		1-0 S 2B		0-2 2B		1 0 0 0 0 0 1 2 1 0 0 0 0 0 1 0 2 0 2 2 0 1 0 0 0 0 0 0 1																										
<b>Inning Stats</b>	R: 0 E: 0 K: 1 S: 12	H: 1 LOB: 1 BB: 0 P: 16	R: 1 E: 0 K: 1 S: 14	H: 2 LOB: 2 BB: 1 P: 26	R: 1 E: 0 K: 0 S: 7	H: 2 LOB: 0 BB: 0 P: 10	R: 0 E: 0 K: 1 S: 8	H: 0 LOB: 0 BB: 0 P: 14	R: 0 E: 0 K: 1 S: 9	H: 0 LOB: 0 BB: 0 P: 12	R: 2 E: 0 K: 2 S: 15	H: 2 LOB: 1 BB: 1 P: 27	R: 0 E: 0 K: 1 S: 11	H: 1 LOB: 2 BB: 1 P: 17	R: 0 E: 0 K: 3 S: 14	H: 1 LOB: 2 BB: 1 P: 21	1B: 5 2B: 3 3B: 0 HR: 1	SF: 1 SAC: 0 DP: 0 HBP: 0	WP: 0 PB: 0 SB: 1 CS: 1	PA: 39																
<b>PITCHER</b>	IP WLS BF H R ER SO BB IBB HBP BLK WP HR S P ERA WHIP																																			
<b>Brian Tollberg, R</b> (1, 1) <small>ERA: 11.2</small> <b>Jason Boyd, R</b> (6, 1) <small>ERA: 2.84</small> <b>Alan Embree, L</b> (7, 1) <small>ERA: 2.08</small> <b>Jeremy Fikac, R</b> (8, 1) <small>ERA: 1.59</small> <b>Trevor Hoffman, R</b> (9, 1) <small>ERA: 4.5</small>	5.0		20	5	2	2	4	1	0	0	0	0	1	50	78	3.60	1.200																			
	1.1	B	7	2	2	2	3	1	0	0	0	0	0	16	30	13.50	2.250																			
	1.0		4	0	0	0	2	1	0	0	0	0	0	13	19	0.00	1.000																			
	0.2	W	3	1	0	0	0	0	0	0	0	0	0	5	7	0.00	1.500																			
	1.0	S	5	1	0	0	3	1	0	0	0	0	0	14	21	0.00	2.000																			

Los Angeles Dodgers @ San Diego Padres  
Qualcomm Stadium, San Diego, CA

Sat Apr 13 2002, 10:05 PM EDT  
Att. 47,893 - Sunny - 64 F

AB	34
R	4
H	9
RBI	4
BB	4
SO	12
LOB	16



Batter	1	2	3	4	5	6	7	8	9	AB	R	H	RBI	BB	SO	LOB
<b>D'Angelo Jimenez, S</b> (1, 4) OBP: 0.319, SLG: 0.422	4-2 BB		0-1 F9		1-2 1B SF7		1-1 G4-3			3	1	1	0	1	0	0
<b>Mark Kotsay, L</b> (1, 8) OBP: 0.381, SLG: 0.389	4-1 BB		1-1 HR		3-1 1B G4-6-3			1-1 G1-3		3	1	2	0	1	0	0
<b>Phil Nevin, R</b> (1, 3) OBP: 0.419, SLG: 0.605	2-1 BB		1-0 F2		0-0 SF7			1-0 2B		3	1	1	1	0	0	3
<b>Ryan Klesko, L</b> (1, 9) OBP: 0.292, SLG: 0.476	0-0 P3		2-0 HR		2-1 G4-6-3			4-0 1B 2B		3	2	1	2	1	0	2
<b>Ray Lankford, L</b> (1, 7) OBP: 0.211, SLG: 0.118		4-2 2B	1-0 P4			1-2 F8		2-1 2B FC4-2		2	0	0	0	1	0	0
<b>Alan Embree, L</b> (7, 1) <b>Trenidad Hubbard, R</b> (8, 7) OBP: 0.125, SLG: 0.125								1-2 2-3 FC4-2		0	0	0	0	0	0	0
										1	0	1	0	0	0	0
<b>Deivi Cruz, R</b> (1, 6) OBP: 0.250, SLG: 0.438	2-2 2B		2-1 G1-3		2-0 G5-3			1-1 FC4-2		4	0	2	2	0	0	0
<b>Ramón Vázquez, L</b> (1, 5) OBP: 0.172, SLG: 0.207	2-3 K		0-0 G4-3		1-0 F7			2-0 FC4-2		4	0	0	0	0	1	4
<b>Tom Lampkin, L</b> (1, 2) OBP: 0.143, SLG: 0.053	4-2 BB		1-0 G3			1-0 P4		2-2 L6		3	0	0	0	1	0	2
<b>Brian Tollberg, R</b> (1, 1) <b>Ron Gant, R</b> (5, PH) <b>Jason Boyd, R</b> (6, 1) <b>Bubba Trammell, R</b> (7, 7) <b>Jeremy Fikac, R</b> (8, 1) <b>Trevor Hoffman, R</b> (9, 1)	1-1 G4-6-3		3-1 HR			0-0 G5-3				1	0	0	0	0	0	3

<b>Inning Stats</b>	R: 0 E: 0 K: 0 S: 10	H: 0 LOB: 1 BB: 2 P: 20	R: 0 E: 0 K: 1 S: 17	H: 1 LOB: 2 BB: 2 P: 30	R: 2 E: 0 K: 0 S: 7	H: 2 LOB: 0 BB: 0 P: 12	R: 0 E: 0 K: 0 S: 4	H: 0 LOB: 0 BB: 0 P: 7	R: 2 E: 0 K: 0 S: 11	H: 3 LOB: 0 BB: 0 P: 20	R: 0 E: 0 K: 0 S: 5	H: 0 LOB: 0 BB: 0 P: 9	R: 0 E: 0 K: 0 S: 4	H: 0 LOB: 0 BB: 0 P: 6	R: 2 E: 0 K: 0 S: 11	H: 3 LOB: 2 BB: 1 P: 24	1B: 4 2B: 3 3B: 0 HR: 2	SF: 1 SAC: 0 DP: 3 HBP: 0
---------------------	-------------------------------	----------------------------------	-------------------------------	----------------------------------	------------------------------	----------------------------------	------------------------------	---------------------------------	-------------------------------	----------------------------------	------------------------------	---------------------------------	------------------------------	---------------------------------	-------------------------------	----------------------------------	----------------------------------	------------------------------------


PITCHER	IP	WLS	BF	H	R	ER	SO	BB	IBB	HBP	BLK	WP	HR	S	P	ERA	WHIP
<b>Kevin Brown, R</b> (1, 1) ERA: 5.11	1.1		7	1	0	0	1	3	0	0	0	0	0	23	41	0.00	3.000
<b>Terry Mulholland, L</b> (2, 1) ERA: 21.21	2.2		13	5	4	4	0	1	0	0	0	0	2	23	43	13.50	2.250
<b>Omar Daal, L</b> (5, 1) ERA: 2.16	2.0		5	0	0	0	0	0	0	0	0	0	0	8	14	0.00	0.000
<b>Paul Quantrill, R</b> (7, 1) ERA: 9.45	2.0	L	10	3	2	2	0	0	1	0	0	0	0	15	30	9.00	1.500

## Los Angeles Dodgers @ San Diego Padres

### Qualcomm Stadium, San Diego, CA

Sat Apr 13 2002, 10:05 PM EDT  
Att: 47,893 - Sunny - 64 F

AB	29
R	6
H	9
RBI	6
BB	5
SO	1
LOB	14



WP: 0	PA: 35
PB: 0	SB: 0
CS: 0	

Batter	1	2	3	4	5	6	7	8	9	AB R H RBI BB SO LOB	TOP									
Dave Roberts, L (1, 8) OBP: 0.270, SLG: 0.294	1-2 G6-3			3-2 F9		1-3 K		4-1 G4-3 BB		3 0 0 0 1 1 0	<b>Los Angeles Dodgers @ San Diego Padres</b> <b>Qualcomm Stadium, San Diego, CA</b> Sun Apr 14 2002, 8:05 PM EDT Att. 46,410 - Sunny - 68 F <a href="http://livebaseballscorecards.com">livebaseballscorecards.com</a>									
Cesar Izturis, S (1, 6) OBP: 0.318, SLG: 0.381 Dave Hansen, L (8, PH) OBP: 0.143, SLG: 0.143 Giovanni Carrara, R (8, 1)	1-3 K			1-1 G4-3		0-0 P3		2-1 G4-3 1-2		3 0 0 0 0 1 0 1 0 0 0 0 0 1 0 0 0 0 0 0 0										
Paul Lo Duca, R (1, 2) OBP: 0.306, SLG: 0.404	3-1 G4-3			1-2 G4-3		0-1 G1-3		4-2 BB		3 0 0 0 1 0 0										
Shawn Green, L (1, 9) OBP: 0.292, SLG: 0.409		0-2 G3			0-0 FC1 FC5-2 1B		1-1 G3	2-1 F7		4 0 1 0 0 0 2										
Brian Jordan, R (1, 7) OBP: 0.319, SLG: 0.372		1-0 G6-3			0-1 FC5-2 FC1 1-2 FC1-2 1B		0-0 1B	1-0 P5		4 0 2 0 0 0 0										
Eric Karros, R (1, 3) OBP: 0.300, SLG: 0.410 Hiram Bocachica, R (9, PR) OBP: 0.250, SLG: 1.000		1-1 G1-3			0-2 FC1 FC1-2 FC5-2 1-2 2-3		0-0 F8	0-2 1B		4 0 1 0 0 0 3 0 0 0 0 0 0 0										
Adrián Beltré, R (1, 5) OBP: 0.370, SLG: 0.316			2-1 G4-3		0-1 FC5-2 FC1-2 1-2 2-3 3-HR		0-1 1B	2-0 F8		4 0 1 0 0 0 4										
Jeff Reboulet, R (1, 4) OBP: 0.333, SLG: 0.286			4-2 G4-6-3 BB		0-2 FC1-2 1-2 2-3 3-HR		2-2 G6-3	1-2 F3		3 0 0 0 1 0 6										
Hideo Nomo, R (1, 1) Jesse Orosco, R (7, 1) Alex Cora, L (8, PH) OBP: 0.333, SLG: 0.429			0-2 G4-6-3		0-0 G6-3			2-3 K		2 0 0 0 0 0 4 0 0 0 0 0 0 0 1 0 0 0 0 1 0										
<b>Inning Stats</b>	R: 0 E: 0 K: 1 S: 8	H: 0 LOB: 0 BB: 0 P: 13	R: 0 E: 0 K: 0 S: 6	H: 0 LOB: 0 BB: 0 P: 8	R: 0 E: 0 K: 0 S: 8	H: 0 LOB: 0 BB: 1 P: 14	R: 0 E: 0 K: 0 S: 9	H: 2 LOB: 3 BB: 0 P: 14	R: 0 E: 0 K: 1 S: 6	H: 0 LOB: 0 BB: 0 P: 7	R: 0 E: 0 K: 0 S: 9	H: 2 LOB: 2 BB: 0 P: 12	R: 0 E: 0 K: 1 S: 10	H: 0 LOB: 2 BB: 2 P: 24	R: 0 E: 0 K: 0 S: 9	H: 1 LOB: 1 BB: 0 P: 13	1B: 5 2B: 0 3B: 0 HR: 0	SF: 0 SAC: 0 DP: 1 HBP: 0	WP: 0 PB: 0 SB: 0 CS: 0	PA: 35
<b>PITCHER</b>	IP WLS BF H R ER SO BB IBB HBP BLK WP HR S P ERA WHIP																			
Brian Lawrence, R (1, 1) ERA: 1.66	7.0 W 26 4 0 0 2 1 0 0 0 0 0 0 60 82 0.00 0.714																			
Jeremy Fikac, R (8, 1) ERA: 1.42	0.2 H 4 0 0 0 1 2 0 0 0 0 0 0 8 20 0.00 3.000																			
Alan Embree, L (8, 1) ERA: 1.93	0.1 H 1 0 0 0 0 0 0 0 0 0 0 0 2 4 0.00 0.000																			
Trevor Hoffman, R (9, 1) ERA: 3.6	1.0 S 4 1 0 0 0 0 0 0 0 0 0 0 9 13 0.00 1.000																			





Batter	1	2	3	4	5	6	7	8	9
D'Angelo Jimenez, S OBP: 0.314, SLG: 0.408 (1, 4)	1-2 P6		0-0 G4-3		2-1 G3-6-3		0-2 S 1B		
Mark Kotsay, L OBP: 0.370, SLG: 0.359 (1, 8)	2-3 K		2-0 F8			4-0 S BB BB	3-2 F9		
Phil Nevin, R OBP: 0.426, SLG: 0.585 (1, 3)	2-3 K			3-3 K		4-1 S BB		2-2 G1-6-3 1B	
Ryan Klesko, L OBP: 0.286, SLG: 0.440 (1, 9)		2-1 G5-3		1-2 FC6-4 1B		1-0 F2		1-0 G1-6-3	
Ron Gant, R OBP: 0.160, SLG: 0.391 Ray Lankford, L OBP: 0.200, SLG: 0.111 (8, PH) (9, 7)		1-0 F9		2-0 FC6-4 2B 1-2f		3-3 K		2-1 F2	
Sean Burroughs, L OBP: 0.269, SLG: 0.346 (1, 5)		1-2 E4 BB		0-2 1-3 2B		3-1 G4-3			
Deivi Cruz, R OBP: 0.286, SLG: 0.441 (1, 6)		4-1 1-2 BB		3-2 P3			2-2 SH3-4 1B 1B		
Tom Lampkin, L OBP: 0.130, SLG: 0.048 (1, 2)		1-3 K			2-0 G4-3		0-0 SH3-4		
Brian Lawrence, R OBP: 0.375, SLG: 0.571 Mark Sweeney, L OBP: 0.167, SLG: 0.167 Jeremy Fikac, R Alan Embree, L Trevor Hoffman, R			0-3 K2-3		4-1 G3-6-3 BB		2-1 F7		

Inning Stats	R: 0	H: 0	E: 0	K: 2	S: 11	LOB: 0	BB: 0	P: 16
	R: 0	H: 0	E: 1	K: 1	S: 10 <td>LOB: 2</td> <td>BB: 1</td> <td>P: 19 </td>	LOB: 2	BB: 1	P: 19
	R: 0	H: 0	E: 0	K: 1	S: 5 <td>LOB: 0</td> <td>BB: 0</td> <td>P: 7 </td>	LOB: 0	BB: 0	P: 7
	R: 0	H: 2	E: 0	K: 1	S: 15 <td>LOB: 2</td> <td>BB: 0</td> <td>P: 24 </td>	LOB: 2	BB: 0	P: 24
	R: 0	H: 0	E: 0	K: 0	S: 4 <td>LOB: 0</td> <td>BB: 1</td> <td>P: 12 </td>	LOB: 0	BB: 1	P: 12
	R: 0	H: 0	E: 0	K: 1	S: 7 <td>LOB: 2</td> <td>BB: 2</td> <td>P: 22 </td>	LOB: 2	BB: 2	P: 22
	R: 1	H: 2	E: 0	K: 0	S: 13 <td>LOB: 1</td> <td>BB: 0</td> <td>P: 20 </td>	LOB: 1	BB: 0	P: 20
	R: 0	H: 1	E: 0	K: 0	S: 6 <td>LOB: 0</td> <td>BB: 0</td> <td>P: 11 </td>	LOB: 0	BB: 0	P: 11

PITCHER	IP	WLS	BF	H	R	ER	SO	BB	IBB	HBP	BLK	WP	HR	S	P	ERA	WHIP
Hideo Nomo, R ERA: 2.6 (1, 1)	6.2	L	28	4	1	1	6	4	0	0	0	0	0	62	114	1.35	1.200
Jesse Orosco, L ERA: 3.38 (7, 1)	0.1		1	0	0	0	0	0	0	0	0	0	0	3	6	0.00	0.000
Giovanni Carrara, R ERA: 1.8 (8, 1)	1.0		3	1	0	0	0	0	0	0	0	0	0	6	11	0.00	1.000

AB R H RBI BB SO LOB

4 0 1 1 0 0 1

3 0 0 0 1 1 1

3 0 1 0 1 2 0

4 0 1 0 0 0 3

3 0 0 0 0 1 3  
1 0 0 0 0 0 0

3 0 1 0 0 0 2

2 1 1 0 1 0 2

2 0 0 0 0 1 2

1 0 0 0 1 1 0  
1 0 0 0 0 0 1  
0 0 0 0 0 0 0  
0 0 0 0 0 0 0  
0 0 0 0 0 0 0

AB	R	H	RBI	BB	SO	LOB
27	1	5	1	4	6	15

**Los Angeles Dodgers @ San Diego Padres**  
Qualcomm Stadium, San Diego, CA

livebaseballscorecards.com

WP: 0 PA: 32  
PB: 0  
SB: 3  
CS: 0



Sun Apr 14 2002, 8:05 PM EDT  
Att. 46,410 - Sunny - 68 F

Batter	1	2	3	4	5	6	7	8	9	AB R H RBI BB SO LOB	TOP																								
Tsuyoshi Shinjo, R (1, 8) OBP: 0.250, SLG: 0.273	1-2 F7 (1)		0-1 G4-3 2B		1-0 G5-3 (1)		0-2 L7 (2)			4 0 1 0 0 0 0	<b>San Francisco Giants @ San Diego Padres</b> Qualcomm Stadium, San Diego, CA Mon Apr 15 2002, 10:05 PM EDT Att. 14,675 - Cloudy - 63 F																								
David Bell, R (1, 5) OBP: 0.308, SLG: 0.362	3-2 F8 (2)		1-2 G4-3 (1)		2-0 G3 (2)		1-3 K (3)			4 0 0 0 0 1 1																									
Barry Bonds, L (1, 7) OBP: 0.625, SLG: 1.167	3-3 K (3)		4-0 IBB		1-0 1B			1-1 F7 (1)		3 0 1 0 1 1 0																									
Jeff Kent, R (1, 4) OBP: 0.237, SLG: 0.457		0-0 HR	0-0 P4 (2)		0-0 F8 (3)			3-2 HR		4 2 2 2 0 0 3																									
Reggie Sanders, R (1, 9) OBP: 0.320, SLG: 0.341 Jason Christiansen, R (8, 1)		2-1 F7 (1)	3-2 F7 (3)		0-1 G6-3 (1)			1-3 K (2)		4 0 0 0 0 1 2 0 0 0 0 0 0 0																									
Benito Santiago, R (1, 2) OBP: 0.238, SLG: 0.350		1-3 K (2)		2-0 F7 (1)		1-0 1B		1-3 K (3)		4 0 1 0 0 2 0																									
J.T. Snow, L (1, 3) OBP: 0.300, SLG: 0.209		1-1 1B		3-2 L4 (2)		2-2 L9 (2)			2-3 K (1)	4 0 1 0 0 1 1																									
Ramon Martinez, R (1, 6) OBP: 0.333, SLG: 0.481		1-2 1B		0-0 L7 (3)		2-1 F7 (3)			1-2 F7 (2)	4 0 1 0 0 0 1																									
Ryan Jensen, R (1, 1) OBP: 0.500, SLG: 0.500 Jay Witasick, R (1, 1) Shawon Dunston, R (5, PH) Aaron Fultz, L (5, 1) Tim Worrell, R (6, 1) Marvin Benard, L (8, 9) OBP: 0.333, SLG: 0.357		0-3 K (3)			1-0 HR		0-3 K (1)		2-1 G3 (3)	0 0 0 0 0 0 0 1 0 0 0 0 1 2 1 1 1 1 0 0 0 0 0 0 0 0 0 0 1 0 0 0 0 1 0 1 0 0 0 0 0 0																									
<b>Inning Stats</b>	R: 0 H: 0 E: 0 K: 1 S: 11	H: 0 LOB: 0 BB: 0 P: 18	R: 1 H: 3 E: 0 K: 2 S: 14	H: 3 LOB: 2 BB: 0 P: 19	R: 0 H: 1 E: 0 K: 0 S: 11	H: 1 LOB: 2 BB: 1 P: 19	R: 0 H: 0 E: 0 K: 0 S: 5	H: 0 LOB: 0 BB: 0 P: 10	R: 1 H: 2 E: 0 K: 0 S: 5	H: 2 LOB: 1 BB: 0 P: 10		R: 0 H: 1 E: 0 K: 2 S: 8	H: 1 LOB: 1 BB: 0 P: 13	R: 0 H: 0 E: 0 K: 2 S: 12	H: 0 LOB: 0 BB: 0 P: 13	R: 1 H: 1 E: 0 K: 2 S: 12	H: 1 LOB: 0 BB: 0 P: 18	R: 0 H: 0 E: 0 K: 1 S: 8	H: 0 LOB: 0 BB: 0 P: 13	1B: 4 SF: 0 2B: 1 SAC: 0 3B: 0 DP: 0 HR: 3 HBP: 0	WP: 0 PA: 36 PB: 0 SB: 0 CS: 0														
<b>PITCHER</b>	IP WLS BF H R ER SO BB IBB HBP BLK WP HR S P ERA WHIP																																		
Bobby Jones, R (1, 1) ERA: 2.92	6.0	26	7	2	2	3	0	1	0	0	0	2	54	89	3.00	1.167																			
Steve Reed, R (7, 1) ERA: 3.0	2.0	B	7	1	1	1	4	0	0	0	0	1	24	31	4.50	0.500																			
Alan Embree, L (9, 1) ERA: 1.59	1.0	W	3	0	0	0	1	0	0	0	0	0	8	13	0.00	0.000																			

<b>AB</b>	<b>35</b>
<b>R</b>	<b>3</b>
<b>H</b>	<b>8</b>
<b>RBI</b>	<b>3</b>
<b>BB</b>	<b>1</b>
<b>SO</b>	<b>8</b>
<b>LOB</b>	<b>10</b>



WP: 0	PA: 36
PB: 0	
SB: 0	
CS: 0	

Batter	1	2	3	4	5	6	7	8	9	AB	R	H	RBI	BB	SO	LOB
D'Angelo Jimenez, S OBP: 0.321, SLG: 0.385 (1, 4)	2-2 G1-3 ①		4-2 1B BB	2-3 K ③		4-2 2B 1B BB		1-1 F7 ②		3	1	0	0	2	1	3
Mark Kotsay, L OBP: 0.373, SLG: 0.372 (1, 8)	4-0 1B BB		2-3 K ②		2-2 F5 ① X	0-0 1B 2B		1-1 G4-3 ③		4	1	1	1	1	1	1
Phil Nevin, R OBP: 0.462, SLG: 0.674 (1, 3)	2-2 L7 ②		0-1 1B		3-1 1B BB	1-0 1B 2-H 3-H			2-2 HR	5	1	4	3	0	0	1
Ryan Klesko, L OBP: 0.344, SLG: 0.464 (1, 9)	2-1 1B		3-3 K ③		4-1 1B BB	3-2 1B				3	0	2	0	1	1	2
Ray Lankford, L OBP: 0.208, SLG: 0.136 Steve Reed, R (7, 1) Bubba Trammell, R OBP: 0.400, SLG: 0.375 (9, 7)	1-3 K ③			1-0 1B 1B 1B	2-1 F8 ②	3-2 F5 ③				4	0	1	0	0	1	6
Sean Burroughs, L OBP: 0.267, SLG: 0.333 (1, 5)		2-3 K2-3 ①		0-0 1B 1B	1-2 G3 ③		2-2 G5-3 ①			4	0	1	0	0	1	2
Ramón Vázquez, L OBP: 0.182, SLG: 0.212 (1, 6)		1-2 G5-3 ②		0-0 1B		2-3 K ① X	0-0 F7 ②			4	0	1	0	0	1	0
Tom Lampkin, L OBP: 0.111, SLG: 0.040 (1, 2)		2-2 G4-3 ③		1-3 K ①		1-0 F9 ② X	0-1 F7 ③			4	0	0	0	0	1	3
Bobby Jones, R (1, 1) Ron Gant, R OBP: 0.185, SLG: 0.375 (6, PH) (7, 7) Alan Embree, L (9, 1)			0-1 P6 ①	2-1 B3 ②		4-1 BB 2B BB		2-2 P4 ①		2	0	0	0	0	0	3
										1	1	0	0	1	0	0
										0	0	0	0	0	0	0

Inning Stats	R: 0	H: 1	E: 0	K: 1	S: 15	H: 0	LOB: 2	BB: 1	P: 26	R: 0	H: 0	E: 0	K: 1	S: 11	H: 1	LOB: 2	BB: 1	P: 16	R: 0	H: 3	E: 0	K: 2	S: 12	H: 1	LOB: 3	BB: 0	P: 19	R: 0	H: 1	E: 0	K: 0	S: 13	H: 3	LOB: 2	BB: 2	P: 25	R: 3	H: 3	E: 0	K: 1	S: 21	H: 0	LOB: 0	BB: 0	P: 9	R: 0	H: 0	E: 0	K: 0	S: 7	H: 0	LOB: 0	BB: 0	P: 11	R: 1	H: 1	E: 0	K: 0	S: 3	H: 1	LOB: 0	BB: 0	P: 5	1B: 8	2B: 1	3B: 0	HR: 1	SF: 0	SAC: 0	DP: 0	HBP: 0	WP: 0	PB: 0	SB: 0	CS: 0	PA: 39
--------------	------	------	------	------	-------	------	--------	-------	-------	------	------	------	------	-------	------	--------	-------	-------	------	------	------	------	-------	------	--------	-------	-------	------	------	------	------	-------	------	--------	-------	-------	------	------	------	------	-------	------	--------	-------	------	------	------	------	------	------	------	--------	-------	-------	------	------	------	------	------	------	--------	-------	------	-------	-------	-------	-------	-------	--------	-------	--------	-------	-------	-------	-------	--------

PITCHER	IP	WLS	BF	H	R	ER	SO	BB	IBB	HBP	BLK	WP	HR	S	P	ERA	WHIP
Ryan Jensen, R ERA: 4.5	(1, 1)	0.2	4	1	0	0	0	1	0	0	0	0	0	12	22	0.00	3.000
Jay Witasick, R ERA: 5.79	(1, 1)	3.1	15	4	0	0	6	1	0	0	0	0	0	39	60	0.00	1.500
Aaron Fultz, L ERA: 1.13	(5, 1)	1.2	10	2	3	3	1	3	0	0	0	0	0	24	47	16.20	3.000
Tim Worrell, R ERA: 4.5	(6, 1)	1.2	7	2	0	0	0	0	0	0	0	0	0	20	31	0.00	1.200
Jason Christiansen, L ERA: 4.5	(8, 1)	0.2	3	1	1	1	0	0	0	0	0	0	1	7	11	13.50	1.500


**BOTTOM**

**San Francisco Giants @ San Diego Padres**  
Qualcomm Stadium, San Diego, CA

Mon Apr 15 2002, 10:05 PM EDT  
Att: 14,675 - Cloudy - 63 F

livebaseballscorecards.com

AB	34
R	4
H	10
RBI	4
BB	5
SO	7
LOB	21



Batter	1	2	3	4	5	6	7	8	9	AB R H RBI BB SO LOB	TOP										
<b>Tsuyoshi Shinjo, R</b> OBP: 0.245, SLG: 0.306 (1, 8)	3-2  E6 SF8 1B		1-2  F5		2-1  G5-3		1-2  BB 3B	0-0  F8		5 2 1 0 0 0 1											
<b>Rich Aurilia, R</b> OBP: 0.433, SLG: 0.536 (1, 6)	0-0  F2		2-2  2B		0-2  FC5 BB 1B		1-3  K	1-0  F7		5 0 2 0 0 1 3 0 0 0 0 0 0 0											
<b>Barry Bonds, L</b> OBP: 0.642, SLG: 1.125 (1, 7)	1-2  1B		4-0  IBB		4-1  FC5 BB 1-2 BB		4-0  BB IBB		1-3  K	2 0 1 0 3 1 0 0 0 0 0 0 0 0											
<b>Robb Nen, R</b> (9, 1)	1-3  1B		2-2  SF8		2-0  FC5		1-3  K		1-0  2B BB 1B	4 1 1 1 0 1 6											
<b>Jeff Kent, R</b> OBP: 0.233, SLG: 0.436 (1, 4)	2-2  SF8		1-2  F7		1-2  FC5		1-3  K		1-0  2B BB 1B	4 0 0 0 1 2 4											
<b>Reggie Sanders, R</b> OBP: 0.309, SLG: 0.311 (1, 9)	3-1  F9		0-3  K		1-3  K		4-0  BB BB		1-0  F5	4 0 0 0 1 2 4											
<b>J.T. Snow, L</b> OBP: 0.327, SLG: 0.255 (1, 3)		1-2  G4-3		0-0  G1-4-3 1B		2-3  K		4-2  BB BB		4 0 2 1 1 1 0											
<b>David Bell, R</b> OBP: 0.316, SLG: 0.353 (1, 5)		1-3  K		0-0  G1-4-3 1-2f		1-2  HR 1B		0-2  P5		4 1 1 0 1 1 4											
<b>Benito Santiago, R</b> OBP: 0.277, SLG: 0.455 (1, 2)		2-1  2B		1-3  K		1-2  HR		0-1  L7		4 1 2 3 1 1 0											
<b>Kirk Rueter, L</b> (1, 1)		0-0  L7		0-0  G6-3		0-0  F9		2-0  2B		3 0 0 0 0 0 1 1 0 1 0 0 0 0 0 0 0 0 0 0 0 1 0 0 0 0 1 3											
<b>Pedro Feliz, R</b> OBP: 0.435, SLG: 0.455 (8, PH)																					
<b>Felix Rodriguez, R</b> (8, 1)																					
<b>Calvin Murray, R</b> (9, PH)																					
<b>Calvin Murray, R</b> (9, 7)																					
<b>Inning Stats</b>	R: 1 E: 1 K: 0 S: 12	H: 1 LOB: 1 BB: 0 P: 21	R: 0 E: 0 K: 1 S: 9	H: 1 LOB: 1 BB: 0 P: 13	R: 0 E: 0 K: 1 S: 12	H: 1 LOB: 2 BB: 1 P: 20	R: 0 E: 0 K: 1 S: 5	H: 1 LOB: 0 BB: 0 P: 6	R: 0 E: 0 K: 0 S: 10	H: 1 LOB: 2 BB: 1 P: 19	R: 2 E: 0 K: 2 S: 15	H: 2 LOB: 0 BB: 0 P: 20	R: 1 E: 0 K: 2 S: 18	H: 1 LOB: 3 BB: 3 P: 33	R: 0 E: 0 K: 2 S: 5	H: 1 LOB: 1 BB: 0 P: 8	R: 1 E: 0 K: 2 S: 14	H: 2 LOB: 3 BB: 2 P: 29	1B: 5 2B: 4 3B: 1 HR: 1	SF: 1 SAC: 0 DP: 1 HBP: 0	WP: 0 PA: 45 PB: 0 SB: 0 CS: 0
<b>PITCHER</b>	IP WLS BF H R ER SO BB IBB HBP BLK WP HR S P ERA WHIP																				
<b>Brett Tomko, R</b> ERA: 1.93 (1, 1)	6.0 L 27 7 3 2 5 1 1 0 0 0 1 63 99 3.00 1.333																				
<b>Juan Moreno, L</b> ERA: 7.5 (7, 1)	2.2 17 4 2 2 3 4 1 0 0 0 0 32 62 6.75 3.000																				
<b>Steve Reed, R</b> ERA: 2.84 (9, 1)	0.1 1 0 0 0 1 0 0 0 0 0 0 5 8 0.00 0.000																				

**San Francisco Giants @ San Diego Padres**  
Qualcomm Stadium, San Diego, CA  
Tue Apr 16 2002, 10:05 PM EDT  
Att. 20,930 - Sunny - 63 F

AB	37
R	5
H	11
RBI	5
BB	7
SO	9
LOB	22



BOTTOM

San Francisco Giants @ San Diego Padres  
Qualcomm Stadium, San Diego, CA

livebaseballscores.com

AB 33  
R 1  
H 6  
RBI 1  
BB 1  
SO 5  
LOB 8



WP: 0 PA: 34  
PB: 1  
SB: 0  
CS: 0

ERA WHIP

Tue Apr 16 2002, 10:05 PM EDT  
Att: 20,930 - Sunny - 63 F

AB R H RBI BB SO LOB

4 0 0 0 0 2 0

3 0 2 0 1 0 0

3 0 0 0 0 1 2

4 1 1 0 0 0 1

4 0 1 1 0 0 1

4 0 2 0 0 0 0

4 0 0 0 0 0 3

3 0 0 0 0 2 0

1 0 0 0 0 0 0

1 0 0 0 0 0 0

1 0 0 0 0 0 0

1B: 5 SF: 0  
2B: 1 SAC: 0  
3B: 0 DP: 1  
HR: 0 HBP: 0

Batter	1	2	3	4	5	6	7	8	9
D'Angelo Jimenez, S OBP: 0.300, SLG: 0.357 (1, 4)	F7 1-2		K 3-3			G4-3 1-2		K 2-3	
Mark Kotsay, L OBP: 0.400, SLG: 0.413 (1, 8)	G6-3 0-0 2B			L4 1-2		1B 2-2		G6-4-3 4-2 BB	
Phil Nevin, R OBP: 0.436, SLG: 0.633 Juan Moreno, L (7, 1) Steve Reed, R (9, 1) Ray Lankford, L OBP: 0.200, SLG: 0.130 (9, PH)	G6-3 3-2			G1-3 3-2		K 2-3		G6-4-3 3-1 1-2f	
Ryan Klesko, L OBP: 0.333, SLG: 0.438 (1, 9)	G3 2-1			E8 1-2		P3 2-0		1B 1-2 PB	
Bubba Trammell, R OBP: 0.382, SLG: 0.357 (1, 7)		F9 2-2		G4-3 1-2		F2 0-0		1B 1-2 1B	
Sean Burroughs, L OBP: 0.294, SLG: 0.353 (1, 5)			F8 1-0		F7 2-0		1B 2-1	1B 0-0 1-2	
Deivi Cruz, R OBP: 0.256, SLG: 0.395 (1, 6)		G5-3 3-2		L8 0-1		F8 2-1		G4-3 0-1	
Javier Cardona, R OBP: 0.214, SLG: 0.083 (1, 2)			K 1-3		K 0-3		F3 3-2		
Brett Tomko, R OBP: 0.167, SLG: 0.167 Ron Gant, R OBP: 0.179, SLG: 0.360 (6, PH) Mark Sweeney, L OBP: 0.143, SLG: 0.143 (7, 3)			F8 2-1			G6-3 1-2		F7 1-2	

Inning Stats	R: 0	H: 1	E: 0	K: 0	S: 9	LOB: 1	BB: 0	P: 15	R: 0	H: 0	E: 0	K: 0	S: 9	LOB: 0	BB: 0	P: 15	R: 0	H: 0	E: 1	K: 2	S: 9	LOB: 1	BB: 0	P: 21	R: 0	H: 0	E: 0	K: 1	S: 6	LOB: 0	BB: 0	P: 8	R: 0	H: 1	E: 0	K: 1	S: 13	LOB: 1	BB: 0	P: 19	R: 0	H: 1	E: 0	K: 0	S: 6	LOB: 1	BB: 0	P: 12	R: 0	H: 0	E: 0	K: 1	S: 11	LOB: 0	BB: 0	P: 17	R: 1	H: 3	E: 0	K: 0	S: 13	LOB: 2	BB: 1	P: 22	1B: 5	SF: 0	2B: 1	SAC: 0	3B: 0	DP: 1	HR: 0	HBP: 0	WP: 0	PA: 34
--------------	------	------	------	------	------	--------	-------	-------	------	------	------	------	------	--------	-------	-------	------	------	------	------	------	--------	-------	-------	------	------	------	------	------	--------	-------	------	------	------	------	------	-------	--------	-------	-------	------	------	------	------	------	--------	-------	-------	------	------	------	------	-------	--------	-------	-------	------	------	------	------	-------	--------	-------	-------	-------	-------	-------	--------	-------	-------	-------	--------	-------	--------

PITCHER	IP	WLS	BF	H	R	ER	SO	BB	IBB	HBP	BLK	WP	HR	S	P	ERA	WHIP
Kirk Rueter, L ERA: 1.71 (1, 1)	7.0	W	25	3	0	0	4	0	0	0	0	0	0	67	105	0.00	0.429
Felix Rodriguez, R ERA: 2.25 (8, 1)	1.0		3	0	0	0	1	0	0	0	0	0	0	11	17	0.00	0.000
Robb Nen, R ERA: 3.6 (9, 1)	1.0		6	3	1	1	0	1	0	0	0	0	0	13	22	9.00	4.000

Batter	1	2	3	4	5	6	7	8	9	AB R H RBI BB SO LOB	TOP									
<b>Tsuyoshi Shinjo, R</b> OBP: 0.276, SLG: 0.308 (1, 8)	4-2 BB G5-4-3		0-2 G1-3			0-2 FC6-4 1B	4-2 1B BB		1-3 K	3 0 1 0 2 1 0										
<b>Rich Aurilia, R</b> OBP: 0.412, SLG: 0.500 (1, 6)	1-1 G5-4-3 1-2f			2-3 K		1-0 F7	1-2 1B 3-H			4 0 1 1 0 1 2										
<b>Barry Bonds, L</b> OBP: 0.632, SLG: 1.139 (1, 7)	2-2 HR			1-0 G6-3		1-0 FC6-4 1B	1-2 G3-1			4 1 2 1 0 0 2										
<b>Jeff Kent, R</b> OBP: 0.234, SLG: 0.405 (1, 4)	1-1 F8			2-0 G5-3		0-1 FC6-4 1-2f 2-3	4-2 BB			3 0 0 0 1 0 2										
<b>Reggie Sanders, R</b> OBP: 0.305, SLG: 0.306 (1, 9)			1-1 G5-3		3-1 WP 1B	1-2 G1-3		4-2 K		4 0 1 0 0 1 3										
<b>J.T. Snow, L</b> OBP: 0.305, SLG: 0.235 (1, 3)			2-3 K		0-0 F8		1-1 G4-3	0-0 F7		4 0 0 0 0 1 2										
<b>David Bell, R</b> OBP: 0.328, SLG: 0.382 (1, 5)			1-2 F3		1-1 WP 1B		2-1 2B	1-2 F8		4 1 2 0 0 0 1										
<b>Benito Santiago, R</b> OBP: 0.275, SLG: 0.458 (1, 2)			0-1 G6-3		2-1 P4		0-2 G3 1B 2B	2-3 K		4 1 1 1 0 1 2										
<b>Kurt Ainsworth, R</b> (1, 1)			1-2 L6		3-3 K		0-0 G3	3-2 F8		1 0 0 0 0 0 0										
<b>Shawon Dunston, R</b> OBP: 0.182, SLG: 0.455 (5, PH)										1 0 0 0 0 0 1 2										
<b>Aaron Fultz, L</b> (5, 1)										0 0 0 0 0 0 0 0										
<b>Marvin Benard, L</b> OBP: 0.313, SLG: 0.333 (7, PH)										1 0 0 0 0 0 0 1										
<b>Jason Christiansen, R</b> (7, 1)										0 0 0 0 0 0 0 0										
<b>Tim Worrell, R</b> (8, 1)										0 0 0 0 0 0 0 0										
<b>Pedro Feliz, R</b> OBP: 0.417, SLG: 0.435 (8, 5)										1 0 0 0 0 0 0 0										
<b>Inning Stats</b>	R: 1 E: 0 K: 0 S: 9	H: 1 LOB: 0 BB: 1 P: 17	R: 0 E: 0 K: 1 S: 8	H: 0 LOB: 0 BB: 0 P: 12	R: 0 E: 0 K: 0 S: 8	H: 0 LOB: 0 BB: 0 P: 9	R: 0 E: 0 K: 1 S: 11	H: 2 LOB: 2 BB: 0 P: 20	R: 0 E: 0 K: 0 S: 10	H: 2 LOB: 2 BB: 0 P: 13	R: 2 E: 0 K: 0 S: 17	H: 3 LOB: 2 BB: 1 P: 26	R: 0 E: 0 K: 1 S: 10	H: 0 LOB: 1 BB: 1 P: 16	R: 0 E: 0 K: 2 S: 9	H: 0 LOB: 0 BB: 0 P: 15	1B: 5 2B: 2 3B: 0 HR: 1	SF: 0 SAC: 0 DP: 1 HBP: 0	WP: 1 PB: 0 SB: 0 CS: 0	PA: 37
<b>PITCHER</b>	IP WLS BF H R ER SO BB IBB HBP BLK WP HR S P ERA WHIP																			
<b>Kevin Jarvis, R</b> ERA: 3.0 (1, 1)	5.0 W 18 3 1 1 3 1 0 0 0 1 1 43 70 1.80 0.800																			
<b>Jason Boyd, R</b> ERA: 4.7 (6, 1)	1.1 H 8 4 2 2 0 0 0 0 0 0 0 17 23 13.50 3.000																			
<b>Jeremy Fikac, R</b> ERA: 1.13 (7, 1)	1.2 H 8 1 0 0 1 2 0 0 0 0 0 20 32 0.00 1.800																			
<b>Trevor Hoffman, R</b> ERA: 3.0 (9, 1)	1.0 S 3 0 0 0 0 2 0 0 0 0 0 9 15 0.00 0.000																			

**San Francisco Giants @ San Diego Padres**  
Qualcomm Stadium, San Diego, CA

<b>AB</b>	34
<b>R</b>	3
<b>H</b>	8
<b>RBI</b>	3
<b>BB</b>	3
<b>SO</b>	6
<b>LOB</b>	17



Wed Apr 17 2002, 10:05 PM EDT  
Att. 22,438 - Cloudy - 65 F

WP: 1	PA: 37
-------	--------

Batter	1	2	3	4	5	6	7	8	9	AB	R	H	RBI	BB	SO	LOB
<b>D'Angelo Jimenez, S</b> (1, 4) OBP: 0.313, SLG: 0.367	1-1 E 1B	2-3 K		1-0 G4-6-3 1B		1-0 F8				4	1	2	0	0	1	1
<b>Mark Kotsay, L</b> (1, 8) OBP: 0.390, SLG: 0.400	1-0 E 1B	0-3 K2-3		1-0 G4-6-3 1-2f 1B		3-3 K				4	1	1	0	0	2	4
<b>Phil Nevin, R</b> (1, 3) OBP: 0.458, SLG: 0.642	2-2 E7 1B FC5-2 1B		1-1 G1-3 1B		2-0 HR 1B			2-2 G6-3		4	1	3	1	0	0	0
<b>Ryan Klesko, L</b> (1, 9) OBP: 0.375, SLG: 0.543	2-1 FC5-2 1B		3-2 F8		2-2 HR			4-1 CS BB		3	1	2	3	1	0	1
<b>Ray Lankford, L</b> (1, 7) OBP: 0.214, SLG: 0.192	1-1 FC5-2 1B		3-1 G1-3		2-2 G6-3 2B			0-0 P4		3	0	1	0	0	0	3
<b>Bubba Trammell, R</b> (7, PH) OBP: 0.371, SLG: 0.345	1-2 3-H 1B		1-2		0-2 G5-3			1-0 CS		1	0	0	0	0	0	1
<b>Sean Burroughs, L</b> (1, 5) OBP: 0.289, SLG: 0.342	2-2 F9		0-3 K		0-2 G5-3			1-0 CS	1-1 2B SF7 1B	4	1	1	0	0	1	4
<b>Ramón Vázquez, L</b> (1, 6) OBP: 0.167, SLG: 0.194	0-1 G4-3			0-2 F8		3-2 G6-3			0-0 SF7 L6-5 2B	3	0	0	0	0	0	3
<b>Jason Boyd, R</b> (6, 1)										0	0	0	0	0	0	0
<b>Jeremy Fikac, R</b> (7, 1)										0	0	0	0	0	0	0
<b>Ron Gant, R</b> (8, PH) OBP: 0.207, SLG: 0.423										1	0	1	0	0	0	0
<b>Trevor Hoffman, R</b> (9, 1)										0	0	0	0	0	0	0
<b>Tom Lampkin, L</b> (1, 2) OBP: 0.161, SLG: 0.038		4-2 SH1-4 BB		4-0 1B S BB		3-2 P6			0-0 SF7	1	0	0	1	2	0	1
<b>Kevin Jarvis, L</b> (1, 1) OBP: 0.286, SLG: 0.167		2-2 SH1-4		4-2 1B BB					2-3 3-H	0	0	0	0	1	0	0
<b>Deivi Cruz, R</b> (6, 6) OBP: 0.244, SLG: 0.375		1-2		1-2		1-1 F9			0-1 L6-5	2	0	0	0	0	0	1

Inning Stats	R: 2	H: 4	E: 1	LOB: 2	K: 0	P: 16	R: 0	H: 0	E: 0	LOB: 1	K: 2	P: 12	R: 0	H: 1	E: 0	LOB: 1	K: 1	P: 18	R: 0	H: 1	E: 0	LOB: 2	K: 0	P: 8	R: 2	H: 3	E: 0	LOB: 1	K: 0	P: 17	R: 0	H: 0	E: 0	LOB: 0	K: 1	P: 13	R: 0	H: 0	E: 0	LOB: 0	K: 0	P: 12	R: 1	H: 2	E: 0	LOB: 0	K: 0	P: 7
--------------	------	------	------	--------	------	-------	------	------	------	--------	------	-------	------	------	------	--------	------	-------	------	------	------	--------	------	------	------	------	------	--------	------	-------	------	------	------	--------	------	-------	------	------	------	--------	------	-------	------	------	------	--------	------	------

PITCHER	IP	WLS	BF	H	R	ER	SO	BB	IBB	HBP	BLK	WP	HR	S	P	ERA	WHIP
<b>Kurt Ainsworth, R</b> (1, 1) ERA: 1.69	4.0	L	20	6	2	2	3	3	0	0	0	0	0	47	81	4.50	2.250
<b>Aaron Fultz, L</b> (5, 1) ERA: 6.75	2.0		9	3	2	2	1	0	0	0	0	0	1	25	42	9.00	1.500
<b>Jason Christiansen, L</b> (7, 1) ERA: 5.4	1.0		4	1	1	1	0	1	0	0	0	0	0	7	15	9.00	2.000
<b>Tim Worrell, R</b> (8, 1) ERA: 1.0	1.0		3	1	0	0	0	0	0	0	0	0	0	4	4	0.00	1.000


**BOTTOM**

**San Francisco Giants @ San Diego Padres**  
Qualcomm Stadium, San Diego, CA

Wed Apr 17 2002, 10:05 PM EDT  
Att: 22,438 - Cloudy - 65 F

AB	R	H	RBI	BB	SO	LOB
30	5	11	5	4	4	19

WP: 0 PA: 37  
PB: 0  
SB: 1  
CS: 1



PITCHER	IP	WLS	BF	H	R	ER	SO	BB	IBB	HBP	BLK	WP	HR	S	P	ERA	WHIP
<b>Kurt Ainsworth, R</b> (1, 1) ERA: 1.69	4.0	L	20	6	2	2	3	3	0	0	0	0	0	47	81	4.50	2.250
<b>Aaron Fultz, L</b> (5, 1) ERA: 6.75	2.0		9	3	2	2	1	0	0	0	0	0	1	25	42	9.00	1.500
<b>Jason Christiansen, L</b> (7, 1) ERA: 5.4	1.0		4	1	1	1	0	1	0	0	0	0	0	7	15	9.00	2.000
<b>Tim Worrell, R</b> (8, 1) ERA: 1.0	1.0		3	1	0	0	0	0	0	0	0	0	0	4	4	0.00	1.000

Batter	1	2	3	4	5	6	7	8	9	AB R H RBI BB SO LOB	TOP													
D'Angelo Jimenez, S OBP: 0.324, SLG: 0.375 (1, 4)	2-3 K			2-1 E BB SF8 1B		2-2 G3 1B	3-1 E6 1-2 2-3 3-H			4 1 2 0 0 1 2	<b>San Diego Padres @ Los Angeles Dodgers</b> Dodger Stadium, Los Angeles, CA Thu Apr 18 2002, 7:10 PM PDT Att. 24,434 - Sunny - 60 F													
Trenidad Hubbard, R OBP: 0.091, SLG: 0.091 Mark Kotsay, L OBP: 0.383, SLG: 0.392 Matt DeWitt, R (7, 1)	2-3 K			2-3 K		0-0 G3 1-2	2-2 F7			3 0 0 0 0 2 2 1 0 0 0 0 0 3 0 0 0 0 0 0 0														
Phil Nevin, R OBP: 0.444, SLG: 0.607 (1, 3)	1-1 P6			4-0 E 1-2 BB		3-2 F8		3-2 G4-3		3 0 0 0 1 0 1														
Bubba Trammell, R OBP: 0.333, SLG: 0.303 (7, 7)		2-2 G1-3		1-0 E6 1-2 2-3		0-0 G6-3		0-0 F8		4 0 0 0 0 0 3														
Ron Gant, R OBP: 0.242, SLG: 0.483 (7, 8)		2-3 K		0-0 SF8			0-0 1B E 2B	0-0 1B		3 1 2 1 0 1 0														
Deivi Cruz, R OBP: 0.244, SLG: 0.349 (1, 6)		2-0 F8		3-H 2-3 K			4-0 E 1B BB	1-3 K		3 0 0 0 1 2 3														
Sean Burroughs, L OBP: 0.262, SLG: 0.310 (1, 5)			1-1 G6-3		0-1 G3-1		0-1 F7		0-3 K	4 0 0 0 0 1 2														
Javier Cardona, R OBP: 0.188, SLG: 0.071 Ryan Klesko, L OBP: 0.381, SLG: 0.541 (7, 9)			1-0 G6-3		1-3 K		0-1 E 1-2 2-3 1B		1-2 F9	2 0 0 0 0 1 0 2 0 1 0 0 0 0														
Brian Tollberg, R Mark Sweeney, L OBP: 0.125, SLG: 0.125 Tom Lampkin, L OBP: 0.156, SLG: 0.037 (7, 2)			2-3 K		1-3 K		2-3 K		0-0 F8	2 0 0 0 0 2 0 1 0 0 0 0 1 3 1 0 0 0 0 0 0														
<b>Inning Stats</b>	R: 0 E: 0 K: 2 S: 9	H: 0 LOB: 0 BB: 0 P: 14	R: 0 E: 0 K: 1 S: 7	H: 0 LOB: 0 BB: 0 P: 13	R: 0 E: 0 K: 1 S: 6	H: 0 LOB: 0 BB: 0 P: 10	R: 1 E: 1 K: 2 S: 13	H: 1 LOB: 2 BB: 1 P: 24	R: 0 E: 0 K: 2 S: 10	H: 0 LOB: 0 BB: 0 P: 12	R: 0 E: 0 K: 0 S: 9	H: 1 LOB: 1 BB: 0 P: 14	R: 1 E: 1 K: 1 S: 14	H: 2 LOB: 3 BB: 1 P: 25	R: 0 E: 0 K: 1 S: 8	H: 1 LOB: 1 BB: 0 P: 12	R: 0 E: 0 K: 1 S: 12	H: 0 LOB: 0 BB: 0 P: 13	1B: 4 2B: 1 3B: 0 HR: 0	SF: 1 SAC: 0 DP: 0 HBP: 0	WP: 0 PB: 0 SB: 0 CS: 0	PA: 36		
<b>PITCHER</b>	IP WLS BF H R ER SO BB IBB HBP BLK WP HR S P ERA WHIP																							
Omar Daal, L ERA: 1.23 Paul Quantrill, R ERA: 7.88 Jesse Orosco, L ERA: 2.08 Giovanni Carrara, R ERA: 1.54 Eric Gagne, R ERA:	(1, 1) 6.1 W 25 3 2 0 8 2 0 0 0 0 0 0 57 94 0.00 0.789	(7, 1) 0.1 H 3 1 0 0 1 0 0 0 0 0 0 0 8 13 0.00 3.000	(7, 1) 0.1 H 1 0 0 0 0 0 0 0 0 0 0 0 3 5 0.00 0.000	(8, 1) 1.0 H 4 1 0 0 1 0 0 0 0 0 0 0 8 12 0.00 1.000	(9, 1) 1.0 S 3 0 0 0 1 0 0 0 0 0 0 0 12 13 0.00 0.000																			

livebaseballscorecards.com

AB	33
R	2
H	5
RBI	1
BB	2
SO	11
LOB	19





Batter	1	2	3	4	5	6	7	8	9	AB	R	H	RBI	BB	SO	LOB	BOTTOM	
<b>Dave Roberts, L</b> (1, 8) OBP: 0.292, SLG: 0.295	2-3 K		0-0 G1-3		1-0 G3-1 1B	3-2 G4-3		1-1 F9		5	1	1	0	0	1	2	<b>San Diego Padres @ Los Angeles Dodgers</b> Dodger Stadium, Los Angeles, CA Thu Apr 18 2002, 7:10 PM PDT Att. 24,434 - Sunny - 60 F	
<b>Cesar Izturis, S</b> (1, 6) OBP: 0.300, SLG: 0.351	0-0 E SF9 1B		1-2 F8		2-2 G3-1 1-3		0-0 G1-3		4	1	1	0	0	0	1			
<b>Paul Lo Duca, R</b> (1, 2) OBP: 0.328, SLG: 0.466	2-0 E6 E S 1-3			3-2 G5-3 2B	3-2 1B		1-1 1B FC5 1B		4	0	3	1	0	0	1			
<b>Shawn Green, L</b> (1, 9) OBP: 0.292, SLG: 0.373	0-0 SF9			0-3 K	2-1 F8		2-1 FC5 1B		3	0	1	1	0	1	2			
<b>Brian Jordan, R</b> (1, 7) OBP: 0.350, SLG: 0.377	0-2 F3 1-3			4-2 G5-3 BB		4-2 HR BB	2-2 FC5	1-2 1B	2	1	0	0	2	0	3			
<b>Eric Karros, R</b> (1, 3) OBP: 0.316, SLG: 0.436		0-0 F8		0-2 G5-3 1-2 2-3		0-0 F8	0-0 F8		4	0	0	0	0	0	5			
<b>Adrian Beltré, R</b> (1, 5) OBP: 0.397, SLG: 0.453		3-2 F8		0-2 F8		2-0 HR		4-0 K2 BB	3	1	1	2	1	0	2			
<b>Mark Grudzielanek, R</b> (1, 4) OBP: 0.333, SLG: 0.440		2-0 F8			1-0 HR	0-0 L8 2B		1-3 K2 1-2f	4	1	2	1	0	1	1			
<b>Omar Daal, L</b> (7, 1) <b>Paul Quantrill, L</b> (7, 1) <b>Jesse Orosco, R</b> (7, 1) <b>Giovanni Carrara, R</b> (8, 1) <b>Alex Cora, L</b> (8, PH) <b>Eric Gagne, R</b> (9, 1)			1-3 K		0-1 F8	1-0 L8		4-2 S BB	3	0	0	0	0	0	1	1		
<b>Inning Stats</b>	R: 1 E: 1 K: 1 S: 9	H: 1 LOB: 1 BB: 0 P: 13	R: 0 E: 0 K: 0 S: 5	H: 0 LOB: 0 BB: 0 P: 10	R: 0 E: 0 K: 1 S: 7	H: 1 LOB: 2 BB: 1 P: 24	R: 2 E: 0 K: 0 S: 14	H: 3 LOB: 1 BB: 0 P: 22	R: 2 E: 0 K: 0 S: 9	H: 2 LOB: 1 BB: 1 P: 19	R: 0 E: 0 K: 0 S: 9	H: 2 LOB: 2 BB: 0 P: 14	R: 0 E: 0 K: 1 S: 8	H: 0 LOB: 1 BB: 2 P: 18	1B: 5 2B: 3 3B: 0 HR: 2	SF: 1 SAC: 0 DP: 1 HBP: 0	WP: 0 PB: 0 SB: 3 CS: 0	PA: 37 ERA WHIP
<b>PITCHER</b> <b>Brian Tollberg, R</b> (1, 1) ERA: 9.61 <b>Matt DeWitt, R</b> (7, 1) ERA:	IP 6.0 2.0	WLS L	BF 28 9	H 7 2	R 5 0	ER 4 0	SO 3 1	BB 2 2	IBB 0 0	HBP 0 0	BLK 0 0	WP 0 0	HR 2 0	S 61 17	P 97 32	ERA 6.00 0.00	WHIP 1.500 2.000	

livebaseballscorecards.com

AB	32
R	5
H	9
RBI	5
BB	4
SO	4
LOB	18



Batter	1	2	3	4	5	6	7	8	9	AB R H RBI BB SO LOB	TOP											
D'Angelo Jimenez, S (1, 4) OBP: 0.319, SLG: 0.382	0-1 G3		3-2 F7			3-2 F9		0-1 2B		4 0 1 1 0 0 0	<b>San Diego Padres @ Los Angeles Dodgers</b> Dodger Stadium, Los Angeles, CA Fri Apr 19 2002, 7:10 PM PDT Att. 47,425 - Sunny - 64 F											
Mark Kotsay, L (1, 8) OBP: 0.391, SLG: 0.377	4-0 BB			1-0 G6-3		0-0 F9		4-2 BB		2 0 0 0 2 0 0												
Phil Nevin, R (1, 3) OBP: 0.433, SLG: 0.583	2-2 P3			0-0 1B		1-2 F2		2-3 K		4 0 1 0 0 1 3												
Ryan Klesko, L (1, 9) OBP: 0.370, SLG: 0.512	0-2 P6			3-2 P6			3-1 1B		2-2 L6	4 0 1 0 0 0 2												
Ron Gant, R (1, 7) OBP: 0.216, SLG: 0.424		2-2 F7		2-3 K			2-2 L3		1-2 P4	4 0 0 0 0 1 2												
Sean Burroughs, L (1, 5) OBP: 0.261, SLG: 0.370		2-2 G3			1-0 HR		0-3 K		1-2 L6	4 1 1 1 0 1 0												
Ramón Vázquez, L (1, 6) OBP: 0.179, SLG: 0.205		0-3 K			1-3 K			1-0 2B		3 1 1 0 0 2 0												
Tom Lampkin, L (1, 2) OBP: 0.143, SLG: 0.033			0-2 G5-3		1-3 K			2-0 F5		3 0 0 0 0 1 1												
Brian Lawrence, R (1, 1) OBP: 0.300, SLG: 0.444			0-0 F2		2-0 F5			0-3 K		2 0 0 0 0 0 0												
Mark Sweeney, L (8, PH) OBP: 0.111, SLG: 0.111										1 0 0 0 0 1 1												
Jason Boyd, R (8, 1)										0 0 0 0 0 0 0												
<b>Inning Stats</b>	R: 0 E: 0 K: 0 S: 8	H: 0 LOB: 1 BB: 1 P: 14	R: 0 E: 0 K: 1 S: 11	H: 0 LOB: 0 BB: 0 P: 15	R: 0 E: 0 K: 0 S: 8	H: 0 LOB: 0 BB: 0 P: 11	R: 0 E: 0 K: 1 S: 9	H: 1 LOB: 1 BB: 0 P: 15	R: 1 E: 0 K: 2 S: 8	H: 1 LOB: 0 BB: 0 P: 13	R: 0 E: 0 K: 0 S: 7	H: 0 LOB: 0 BB: 0 P: 11	R: 0 E: 0 K: 1 S: 9	H: 1 LOB: 0 BB: 0 P: 14	R: 1 E: 0 K: 2 S: 12	H: 2 LOB: 2 BB: 1 P: 21	R: 0 E: 0 K: 0 S: 9	H: 0 LOB: 0 BB: 0 P: 13	1B: 3 2B: 2 3B: 0 HR: 1	SF: 0 SAC: 0 DP: 1 HBP: 0	WP: 0 PB: 0 SB: 1 CS: 0	PA: 33
<b>PITCHER</b>	IP WLS BF H R ER SO BB IBB HBP BLK WP HR S P ERA WHIP																					
Hideo Nomo, R (1, 1) ERA: 2.55	7.1 W 26 4 2 2 5 1 0 0 0 0 1 62 98 2.46 0.682																					
Paul Quantrill, R (8, 1) ERA: 7.56	0.1 H 3 1 0 0 1 1 0 0 0 0 0 7 11 0.00 6.000																					
Eric Gagne, R (8, 1) ERA:	1.1 S 4 0 0 0 1 0 0 0 0 0 0 0 12 18 0.00 0.000																					

livebaseballscorecards.com

<b>AB</b>	31
<b>R</b>	2
<b>H</b>	5
<b>RBI</b>	2
<b>BB</b>	2
<b>SO</b>	7
<b>LOB</b>	9



Batter	1	2	3	4	5	6	7	8	9
<b>Dave Roberts, L</b> OBP: 0.308, SLG: 0.298 (1, 8) C F H	1-2 SH2-3 FC5-4 1B HBP	0-3 K		0-2 1-2 2-H 1B			3-2 G1-3		
<b>Cesar Izturis, S</b> OBP: 0.297, SLG: 0.344 (1, 6) C B X	1-1 FC5-4 SH2-3 1B 1B		0-1 F6	0-0 F8			1-0 G1-3		
<b>Paul Lo Duca, R</b> OBP: 0.313, SLG: 0.443 (1, 2) X	0-0 SH2-3		1-1 L6		1-2 G4-3			3-3 K	
<b>Shawn Green, L</b> OBP: 0.319, SLG: 0.419 (1, 9) -	4-0 FC5-4 IBB		3-2 2B		0-3 K			2-1 3B 2B	
<b>Brian Jordan, R</b> OBP: 0.344, SLG: 0.404 (1, 7) C B S B X	2-2 FC5-4 1B		0-2 G1-3		0-1 F8			0-0 SF9 3B	
<b>Dave Hansen, L</b> OBP: 0.231, SLG: 0.333 (1, 3) X	0-0 1-2 3-H 1B			1-1 G4-3			1-2 G3-1	0-2 SF9	
<b>Adrián Beltré, R</b> OBP: 0.388, SLG: 0.474 (1, 5) B F S X	1-2 F8			0-0 FC4-2 3B			1-1 G6-3	2-2 L3	
<b>Mark Grudzielanek, R</b> OBP: 0.317, SLG: 0.415 (1, 4) C B C B		1-3 K		2-0 FC4-2 BB 1B			1-2 F8		
<b>Hideo Nomo, R</b> (1, 1)			1-3 K		4-1 1B BB		0-3 K		
<b>Paul Quantrill, L</b> (8, 1)									
<b>Eric Gagne, R</b> (8, 1)									

Inning Stats	R: 2	H: 2	E: 0	K: 0	S: 12	L: 2	LOB: 2	BB: 1	P: 21	R: 0	H: 0	E: 0	K: 3	S: 10	L: 0	LOB: 0	BB: 0	P: 12	R: 0	H: 1	E: 0	K: 0	S: 10	L: 0	LOB: 1	BB: 0	P: 14	R: 1	H: 2	E: 0	K: 0	S: 9	L: 2	LOB: 2	BB: 1	P: 16	R: 0	H: 0	E: 0	K: 1	S: 8	L: 0	LOB: 0	BB: 0	P: 9	R: 0	H: 0	E: 0	K: 1	S: 7	L: 0	LOB: 0	BB: 0	P: 11	R: 0	H: 2	E: 0	K: 1	S: 14	L: 2	LOB: 0	BB: 0	P: 21
--------------	------	------	------	------	-------	------	--------	-------	-------	------	------	------	------	-------	------	--------	-------	-------	------	------	------	------	-------	------	--------	-------	-------	------	------	------	------	------	------	--------	-------	-------	------	------	------	------	------	------	--------	-------	------	------	------	------	------	------	------	--------	-------	-------	------	------	------	------	-------	------	--------	-------	-------

PITCHER	IP	WLS	BF	H	R	ER	SO	BB	IBB	HBP	BLK	WP	HR	S	P	ERA	WHIP
<b>Brian Lawrence, R</b> ERA: 2.2 (1, 1)	7.0	L	29	5	3	3	5	1	1	1	0	0	0	64	94	3.86	0.857
<b>Jason Boyd, R</b> ERA: 6.23 (8, 1)	1.0		5	2	2	2	1	0	0	0	0	0	0	14	21	18.00	2.000

**BOTTOM**

**San Diego Padres @ Los Angeles Dodgers**  
Dodger Stadium, Los Angeles, CA

Fri Apr 19 2002, 7:10 PM PDT  
Att: 47,425 - Sunny - 64 F

AB	R	H	RBI	BB	SO	LOB
3	1	1	1	0	1	0
4	1	1	0	0	0	2
3	0	0	0	0	1	0
3	1	2	0	1	1	0
4	1	1	2	0	0	3
3	0	1	2	0	0	0
4	0	1	0	0	0	2
3	1	0	0	0	1	1
2	0	0	0	1	2	0
0	0	0	0	0	0	0
0	0	0	0	0	0	0

AB	29
R	5
H	7
RBI	5
BB	2
SO	6
LOB	8

WP: 0 PA: 34  
PB: 0 SB: 0  
CS: 0



PITCHER	IP	WLS	BF	H	R	ER	SO	BB	IBB	HBP	BLK	WP	HR	S	P	ERA	WHIP
---------	----	-----	----	---	---	----	----	----	-----	-----	-----	----	----	---	---	-----	------

Batter	1	2	3	4	5	6	7	8	9	AB R H RBI BB SO LOB	TOP											
D'Angelo Jimenez, S (1, 4) OBP: 0.329, SLG: 0.380	1-1 G4-3		2-3 K			0-2 G1-6-3 1B			4-1 G4-6-3 BB	3 0 1 0 1 1 0	<b>San Diego Padres @ Los Angeles Dodgers</b> Dodger Stadium, Los Angeles, CA Sat Apr 20 2002, 7:10 PM PDT Att. 41,000 - Sunny - 62 F											
Mark Kotsay, L (1, 8) OBP: 0.368, SLG: 0.351	0-2 G4-3		2-1 G3-1			2-2 G1-6-3 1-2f			1-1 G4-6-3 1-2f	4 0 0 0 0 0 2												
Phil Nevin, R (1, 3) OBP: 0.423, SLG: 0.563	2-2 F9				0-0 E1 S	1-1 F7			0-1 1B 1B	4 1 1 0 0 0 0												
Ryan Klesko, L (1, 9) OBP: 0.360, SLG: 0.489		0-1 G4-3			2-2 L8				2-2 1B 1B	4 0 1 0 0 0 1												
Bubba Trammell, R (1, 7) OBP: 0.326, SLG: 0.297		0-1 G3			2-3 K				1-1 1B DI 1B	4 0 1 1 0 1 1												
Deivi Cruz, R (1, 6) OBP: 0.250, SLG: 0.348		1-0 BB 1B			1-2 F2 1-2				1-0 F8 1-2	3 0 1 0 0 0 1 1 0 0 0 0 0 2												
Ray Lankford, L (9, PH) OBP: 0.207, SLG: 0.185																						
Sean Burroughs, L (1, 5) OBP: 0.286, SLG: 0.375		4-1 1-2 BB				0-0 G1-3			0-0 G4-6-3 1B	2 0 1 0 1 0 0												
Javier Cardona, R (1, 2) OBP: 0.158, SLG: 0.059		2-3 K				0-0 G4-3			0-0 F9	3 0 0 0 0 1 3												
Bobby Jones, R (1, 1)			1-3 K			1-3 K			2-2 G4-6-3 1-2f	2 0 0 0 0 2 0 1 0 0 0 0 0 1 0 0 0 0 0 0 0												
Ron Gant, R (8, PH) OBP: 0.211, SLG: 0.412																						
Matt DeWitt, R (8, 1)																						
<b>Inning Stats</b>	R: 0 E: 0 K: 0 S: 8	H: 0 LOB: 0 BB: 0 P: 11	R: 0 E: 0 K: 1 S: 9	H: 1 LOB: 2 BB: 1 P: 16	R: 0 E: 0 K: 2 S: 8	H: 0 LOB: 0 BB: 0 P: 13	R: 0 E: 1 K: 1 S: 11	H: 0 LOB: 1 BB: 0 P: 16	R: 0 E: 0 K: 1 S: 5	H: 0 LOB: 0 BB: 0 P: 6	R: 0 E: 0 K: 0 S: 8	H: 1 LOB: 0 BB: 0 P: 11	R: 0 E: 0 K: 0 S: 6	H: 0 LOB: 0 BB: 0 P: 9	R: 0 E: 0 K: 0 S: 8	H: 1 LOB: 0 BB: 0 P: 10	R: 1 E: 0 K: 0 S: 11	H: 3 LOB: 2 BB: 1 P: 20	1B: 6 2B: 0 3B: 0 HR: 0	SF: 0 SAC: 0 DP: 3 HBP: 0	WP: 0 PB: 0 SB: 1 CS: 0	PA: 33
<b>PITCHER</b>	IP WLS BF H R ER SO BB IBB HBP BLK WP HR S P ERA WHIP																					
Odalis Perez, L (1, 1) ERA: 2.15	8.2 W 32 6 1 1 5 2 0 0 0 0 0 0 73 110 1.04 0.923																					
Giovanni Carrara, R (9, 1) ERA: 1.5	0.1 S 1 0 0 0 0 0 0 0 0 0 0 0 1 2 0.00 0.000																					

AB	31
R	1
H	6
RBI	1
BB	2
SO	5
LOB	11



Batter	1	2	3	4	5	6	7	8	9	AB	R	H	RBI	BB	SO	LOB
<b>Cesar Izturis, S</b> (1, 6) OBP: 0.309, SLG: 0.369	3-2 G4-3		1-1 F8		1-2 2B		3-2 1B			4	0	2	1	0	0	0
<b>Marquis Grissom, R</b> (1, 8) OBP: 0.379, SLG: 0.593	2-3 K			2-0 F3	0-1 F9		1-2 G6-3			4	0	0	0	0	1	3
<b>Paul Lo Duca, R</b> (1, 2) OBP: 0.324, SLG: 0.462	0-0 F8			0-2 HR 2B		1-2 G1-6-3 1B		0-0 G6-3		4	1	2	0	0	0	0
<b>Shawn Green, L</b> (1, 9) OBP: 0.315, SLG: 0.455		2-2 F7		1-0 F7		1-1 G1-6-3		0-1 HR		4	1	1	1	0	0	2
<b>Brian Jordan, R</b> (1, 7) OBP: 0.353, SLG: 0.475		1-2 P4		0-1 HR		0-1 FC5 2B		1-3 K		4	1	2	2	0	1	0
<b>Eric Karros, R</b> (1, 3) OBP: 0.311, SLG: 0.424		1-1 1B		0-0 L8		1-0 FC5		0-0 L6		4	0	1	0	0	0	1
<b>Adrian Beltré, R</b> (1, 5) OBP: 0.371, SLG: 0.450		2-1 F8			1-3 K		2-2 E5 1B G6-3			3	0	0	0	0	1	1
<b>Mark Grudzielanek, R</b> (1, 4) OBP: 0.317, SLG: 0.411			2-2 F3		0-2 SH5-4 2B 1B		1-0 G6-3			3	1	1	0	0	0	1
<b>Odalis Perez, L</b> (1, 1) OBP: 0.125, SLG: 0.250			1-1 F5		0-0 SH5-4		0-3 K			2	0	0	0	0	1	1
<b>Giovanni Carrara, R</b> (9, 1)										0	0	0	0	0	0	0

Inning Stats	R: 0	H: 0	E: 0	K: 1	S: 7	LOB: 0	BB: 0	P: 12
	R: 0	H: 1	E: 0	K: 0	S: 11	LOB: 1	BB: 0	P: 17
	R: 0	H: 0	E: 0	K: 0	S: 8	LOB: 0	BB: 0	P: 12
	R: 2	H: 2	E: 0	K: 0	S: 8	LOB: 0	BB: 0	P: 11
	R: 1	H: 2	E: 0	K: 1	S: 12	LOB: 1	BB: 0	P: 14
	R: 0	H: 2	E: 0	K: 0	S: 8	LOB: 1	BB: 0	P: 11
	R: 0	H: 1	E: 1	K: 1	S: 13	LOB: 2	BB: 0	P: 20
	R: 1	H: 1	E: 0	K: 1	S: 7	LOB: 0	BB: 0	P: 8

PITCHER	IP	WLS	BF	H	R	ER	SO	BB	IBB	HBP	BLK	WP	HR	S	P	ERA	WHIP
<b>Bobby Jones, R</b> (1, 1) ERA: 3.26	7.0	L	29	8	3	3	3	0	0	0	0	0	1	67	97	3.86	1.143
<b>Matt DeWitt, R</b> (8, 1) ERA: 3.0	1.0		4	1	1	1	1	0	0	0	0	0	1	7	8	9.00	1.000

**BOTTOM**

**San Diego Padres @ Los Angeles Dodgers**  
Dodger Stadium, Los Angeles, CA

Sat Apr 20 2002, 7:10 PM PDT  
Att: 41,000 - Sunny - 62 F

AB	32
R	4
H	9
RBI	4
BB	0
SO	4
LOB	9

WP: 0 PA: 33  
PB: 0 SB: 0  
CS: 0



1B:	2B:	3B:	HR:	SF:	SAC:	DP:	HBP:
4	3	0	2	0	1	1	0

Batter	1	2	3	4	5	6	7	8	9	AB	R	H	RBI	BB	SO	LOB	TOP						
D'Angelo Jimenez, S OBP: 0.333, SLG: 0.387 (1, 4) C B X	2-1 F8 2B	1-3 K			0-3 K	0-0 G4-3		4-2 BB		4	1	1	0	1	2	2							
Ramón Vázquez, L OBP: 0.182, SLG: 0.186 (1, 6) L X	1-1 F7		1-3 K		4-2 1B 1B		0-0 E1 HR	0-3 K		4	2	0	0	1	2	2							
Ryan Klesko, L OBP: 0.377, SLG: 0.489 Trenidad Hubbard, R OBP: 0.154, SLG: 0.385 (1, 9) (7, PH) (7, 9) B X	1-0 F8 2-3		4-1 BB BB		0-1 1B 1-3 1B		1-2 2-H HR	3-2 P4		2	0	1	0	1	0	1							
Phil Nevin, R OBP: 0.447, SLG: 0.632 (1, 3) X	0-0 1B 2B 3-H		4-0 BB		2-1 1-3 3-H 1B		1-1 HR		1-2 F9	4	1	3	3	1	0	0							
Ray Lankford, L OBP: 0.235, SLG: 0.194 (1, 7) C X	0-1 1B 2-H		2-3 K		4-0 BB		0-2 G4-3	0-2 F7	0-2 F7	4	0	1	0	1	1	2							
Sean Burroughs, L OBP: 0.296, SLG: 0.377 (1, 5) X		0-0 FC2-5 1B	0-0 F8		1-3 K		3-2 1B	1-2 G4-3	1-2 G4-3	5	0	2	0	0	1	5							
Mark Kotsay, L OBP: 0.361, SLG: 0.333 (1, 8) B C B B		4-1 FC2-5 BB		2-2 F8	3-2 G4-3		0-3 K		3-0 0 0 0 1 1 4								AB 35 R 5 H 9 RBI 5 BB 7 SO 9 LOB 23						
Tom Lampkin, L OBP: 0.154, SLG: 0.030 (1, 2) X		0-0 F8		0-3 K		4-1 B2-6-4 BB	1-2 G4-3		3-0 0 0 0 1 1 3														
Brett Tomko, R OBP: 0.111, SLG: 0.111 Mark Sweeney, L OBP: 0.100, SLG: 0.100 Jeremy Fikac, R Alan Embree, L Steve Reed, R (1, 1) (8, PH) (8, 1) (9, 1) (9, 1) B X		1-0 FC2-5		3-1 F8		0-0 B2-6-4 1-2f		2-3 K	3-0 0 0 0 0 0 0 0														
<b>Inning Stats</b>	R: 1 E: 0 K: 0 S: 8	H: 3 LOB: 2 BB: 0 P: 12	R: 0 E: 0 K: 1 S: 8	H: 1 LOB: 2 BB: 1 P: 14	R: 0 E: 0 K: 2 S: 8	H: 0 LOB: 2 BB: 2 P: 19	R: 0 E: 0 K: 1 S: 9	H: 0 LOB: 0 BB: 0 P: 14	R: 1 E: 0 K: 2 S: 20	H: 2 LOB: 3 BB: 2 P: 34	R: 0 E: 0 K: 0 S: 3	H: 0 LOB: 0 BB: 1 P: 7	R: 3 E: 1 K: 1 S: 23	H: 3 LOB: 1 BB: 0 P: 29	R: 0 E: 0 K: 2 S: 17	H: 0 LOB: 1 BB: 1 P: 26	R: 0 E: 0 K: 0 S: 10	H: 0 LOB: 0 BB: 0 P: 12	1B: 5 2B: 2 3B: 0 HR: 2	SF: 0 SAC: 0 DP: 1 HBP: 0	WP: 0 PB: 0 SB: 0 CS: 0	PA: 42	
<b>PITCHER</b>	IP WLS BF H R ER SO BB IBB HBP BLK WP HR S P ERA WHIP	IP WLS BF H R ER SO BB IBB HBP BLK WP HR S P ERA WHIP	IP WLS BF H R ER SO BB IBB HBP BLK WP HR S P ERA WHIP	IP WLS BF H R ER SO BB IBB HBP BLK WP HR S P ERA WHIP	IP WLS BF H R ER SO BB IBB HBP BLK WP HR S P ERA WHIP	IP WLS BF H R ER SO BB IBB HBP BLK WP HR S P ERA WHIP	IP WLS BF H R ER SO BB IBB HBP BLK WP HR S P ERA WHIP	IP WLS BF H R ER SO BB IBB HBP BLK WP HR S P ERA WHIP	IP WLS BF H R ER SO BB IBB HBP BLK WP HR S P ERA WHIP	IP WLS BF H R ER SO BB IBB HBP BLK WP HR S P ERA WHIP	IP WLS BF H R ER SO BB IBB HBP BLK WP HR S P ERA WHIP	IP WLS BF H R ER SO BB IBB HBP BLK WP HR S P ERA WHIP	IP WLS BF H R ER SO BB IBB HBP BLK WP HR S P ERA WHIP	IP WLS BF H R ER SO BB IBB HBP BLK WP HR S P ERA WHIP	IP WLS BF H R ER SO BB IBB HBP BLK WP HR S P ERA WHIP	IP WLS BF H R ER SO BB IBB HBP BLK WP HR S P ERA WHIP	IP WLS BF H R ER SO BB IBB HBP BLK WP HR S P ERA WHIP	IP WLS BF H R ER SO BB IBB HBP BLK WP HR S P ERA WHIP	IP WLS BF H R ER SO BB IBB HBP BLK WP HR S P ERA WHIP	IP WLS BF H R ER SO BB IBB HBP BLK WP HR S P ERA WHIP	IP WLS BF H R ER SO BB IBB HBP BLK WP HR S P ERA WHIP	IP WLS BF H R ER SO BB IBB HBP BLK WP HR S P ERA WHIP	IP WLS BF H R ER SO BB IBB HBP BLK WP HR S P ERA WHIP

San Diego Padres @ Los Angeles Dodgers  
Dodger Stadium, Los Angeles, CA  
Sun Apr 21 2002, 1:10 PM PDT  
Att. 48,469 - Sunny - 73 F

AB	35
R	5
H	9
RBI	5
BB	7
SO	9
LOB	23



Batter	1	2	3	4	5	6	7	8	9	AB	R	H	RBI	BB	SO	LOB
Dave Roberts, L OBP: 0.286, SLG: 0.275 (1, 8)	2-3 K ①		1-3 K ③			0-2 P6 ①		2-1 G1-3 ②		4	0	0	0	0	2	2
Jeff Reboulet, R OBP: 0.333, SLG: 0.222 Terry Mulholland, R (7, 1)	0-0 F8 ②			3-2 P3 ①		4-2 BB ②		2-3 K ③		2	0	0	0	1	0	0
Guillermo Mota, R (8, 1)				0-1 G3-1 ②		1-3 K ②			3-2 L8 ①	0	0	0	0	0	0	0
Marquis Grissom, R OBP: 0.367, SLG: 0.571 Paul Quantrill, L (9, 1)	0-3 K ③			2-2 G5-3 ③		1-3 K ③			1-2 1B ②	1	0	0	0	0	1	0
Shawn Green, L OBP: 0.299, SLG: 0.429 (1, 9)		2-3 K ①								4	0	0	0	0	2	2
Eric Karros, R OBP: 0.308, SLG: 0.413 (1, 3)			2-3 K ②		1-3 K ①		3-2 E3 ②		2-3 K ②	4	0	0	0	0	3	1
Adrian Beltré, R OBP: 0.351, SLG: 0.422 (1, 5)				4-2 BB ②			2-3 K ①		1-1 G1-3 ③	3	0	0	0	1	2	2
Hiram Bocachica, R OBP: 0.250, SLG: 0.727 (1, 7)		1-3 K ③								3	0	0	0	1	2	2
Chad Kreuter, S (1, 2)			1-2 G4-3 ①		1-1 F9 ②		0-3 K ②			3	0	0	0	0	1	2
Alex Cora, L OBP: 0.385, SLG: 0.600 (1, 6)			0-1 FC5-2 3B ②		0-3 K ③		1-3 K ③			3	0	1	0	0	2	2
Andy Ashby, R OBP: 0.200, SLG: 0.200 Cesar Izturis, S OBP: 0.314, SLG: 0.388 (6, PH) (7, 4)			0-1 FC5-2 3H ②			0-1 2B ②		1-2 F5 ①		1	0	0	0	0	0	1
										2	0	1	0	0	0	0

Inning Stats	R: 0	H: 0	E: 0	K: 2	S: 7	R: 0	H: 0	E: 0	K: 3	S: 9	R: 0	H: 1	E: 0	K: 1	S: 12	R: 0	H: 0	E: 0	K: 0	S: 9	R: 0	H: 0	E: 0	K: 2	S: 13	R: 0	H: 1	E: 0	K: 2	S: 14	R: 0	H: 0	E: 1	K: 3	S: 16	R: 0	H: 0	E: 0	K: 1	S: 8	R: 0	H: 1	E: 0	K: 1	S: 15	1B: 1	SF: 0	2B: 1	SAC: 0	3B: 1	DP: 0	HR: 0	HBP: 0	WP: 0	PA: 33			
	0	0	0	2	7	0	0	0	3	9	0	1	0	1	12	0	0	0	0	9	0	0	0	0	2	13	0	1	0	0	14	0	0	1	2	16	0	0	1	8	0	0	1	22	0	1	0	1	15	1	0	1	0	0	0	0	0	33


PITCHER	IP	WLS	BF	H	R	ER	SO	BB	IBB	HBP	BLK	WP	HR	S	P	ERA	WHIP
Brett Tomko, R ERA: 1.4 (1, 1)	7.0	W	26	2	0	0	13	2	0	0	0	0	0	80	112	0.00	0.571
Jeremy Fikac, R ERA: 1.0 (8, 1)	1.0		3	0	0	0	1	0	0	0	0	0	0	8	13	0.00	0.000
Alan Embree, L ERA: 1.5 (9, 1)	0.1		1	0	0	0	0	0	0	0	0	0	0	4	7	0.00	0.000
Steve Reed, R ERA: 2.57 (9, 1)	0.2		3	1	0	0	1	0	0	0	0	0	0	11	15	0.00	1.500

**BOTTOM**

**San Diego Padres @ Los Angeles Dodgers**  
Dodger Stadium, Los Angeles, CA

Sun Apr 21 2002, 1:10 PM PDT  
Att. 48,469 - Sunny - 73 F

AB	31
R	0
H	3
RBI	0
BB	2
SO	15
LOB	14



PITCHER	IP	WLS	BF	H	R	ER	SO	BB	IBB	HBP	BLK	WP	HR	S	P	ERA	WHIP
Brett Tomko, R ERA: 1.4 (1, 1)	7.0	W	26	2	0	0	13	2	0	0	0	0	0	80	112	0.00	0.571
Jeremy Fikac, R ERA: 1.0 (8, 1)	1.0		3	0	0	0	1	0	0	0	0	0	0	8	13	0.00	0.000
Alan Embree, L ERA: 1.5 (9, 1)	0.1		1	0	0	0	0	0	0	0	0	0	0	4	7	0.00	0.000
Steve Reed, R ERA: 2.57 (9, 1)	0.2		3	1	0	0	1	0	0	0	0	0	0	11	15	0.00	1.500

Batter	1	2	3	4	5	6	7	8	9	AB R H RBI BB SO LOB	TOP											
D'Angelo Jimenez, S OBP: 0.314, SLG: 0.363 (1, 4)	2-2 G3	3-2 F3			0-1 F9		2-2 F7		2-3 K	5 0 0 0 0 1 2												
Mark Kotsay, L OBP: 0.368, SLG: 0.349 (1, 8)	4-2 BB 1B BB	2-3 K			3-1 2B		2-2 F7			3 1 1 0 1 1 0												
Phil Nevin, R OBP: 0.450, SLG: 0.620 (1, 3)	1-1 BB 1B HR				0-1 P4		4-0 IBB		1-3 K	3 1 1 0 1 1 0												
Bubba Trammell, R OBP: 0.319, SLG: 0.275 (1, 9)	4-2 BB HR				2-2 G6-3		3-2 F9		1-1 G4-3	3 1 0 0 1 0 2												
Ron Gant, R OBP: 0.238, SLG: 0.405 (1, 7)	4-1 HR BB				1-3 K		2-0 G1-6-3 1B		0-2 L6	3 1 1 1 1 1 0												
Sean Burroughs, L OBP: 0.293, SLG: 0.368 (1, 5)	0-3 K				0-1 G3		3-2 G1-6-3 1B		0-0 F8	4 0 1 0 0 1 3												
Deivi Cruz, R OBP: 0.269, SLG: 0.408 (1, 6)	1-0 HR				1-0 G6-3		0-1 G1-6-3		4-1 BB BB	3 1 1 4 1 0 2												
Javier Cardona, R OBP: 0.136, SLG: 0.050 (1, 2)	1-3 K				3-2 F9		0-0 G4-3		0-3 K	3 0 0 0 0 1 1 1 0 0 0 0 1 1												
Ramón Vázquez, L OBP: 0.178, SLG: 0.182 (9, PH)																						
Brian Tollberg, R (1, 1)																						
Matt DeWitt, R (5, 1)																						
Mark Sweeney, L (7, PH)																						
Jason Boyd, R (7, 1)																						
Ray Lankford, L (9, PH)																						
<b>Inning Stats</b>	R: 5 E: 0 K: 2 S: 19	H: 2 LOB: 0 BB: 3 P: 36	R: 0 E: 0 K: 2 S: 14	H: 0 LOB: 0 BB: 0 P: 20	R: 0 E: 0 K: 1 S: 11	H: 0 LOB: 0 BB: 0 P: 14	R: 0 E: 0 K: 0 S: 7	H: 0 LOB: 0 BB: 0 P: 11	R: 0 E: 0 K: 0 S: 10	H: 1 LOB: 2 BB: 1 P: 20	R: 0 E: 0 K: 0 S: 7	H: 2 LOB: 1 BB: 0 P: 12	R: 0 E: 0 K: 1 S: 10	H: 0 LOB: 0 BB: 0 P: 15	R: 0 E: 0 K: 1 S: 8	H: 0 LOB: 0 BB: 0 P: 10	R: 0 E: 0 K: 2 S: 14	H: 0 LOB: 2 BB: 2 P: 24	1B: 3 2B: 1 3B: 0 HR: 1	SF: 0 SAC: 0 DP: 1 HBP: 0	WP: 0 PB: 0 SB: 0 CS: 0	PA: 37
<b>PITCHER</b>	IP WLS BF H R ER SO BB IBB HBP BLK WP HR S P ERA WHIP																					
Randy Wolf, L (1, 1) ERA: 6.89	5.0 W 22 3 5 5 5 3 1 0 0 0 1 61 101 9.00 1.200																					
Carlos Silva, R (6, 1) ERA: 2.25	3.0 H 10 2 0 0 2 0 0 0 0 0 0 25 37 0.00 0.667																					
Jose Mesa, R (9, 1) ERA: 2.89	1.0 S 5 0 0 0 2 2 0 0 0 0 0 0 14 24 0.00 2.000																					

San Diego Padres @ Philadelphia Phillies  
Veterans Stadium, Philadelphia, PA  
Tue Apr 23 2002, 7:05 PM EDT  
Att. 12,138 - Sunny - 56 F

AB	31
R	5
H	5
RBI	5
BB	6
SO	9
LOB	11





Batter	1	2	3	4	5	6	7	8	9	AB	R	H	RBI	BB	SO	LOB
11 Jimmy Rollins, S OBP: 0.352, SLG: 0.415 (1, 6)	1-1 SF8 2B	2-1 FC4-6		3-1 G4-3 2B	0-0 2-H 1B		3-1 G3-4-1			5	1	3	1	0	0	2
Doug Glanville, R OBP: 0.295, SLG: 0.282 (1, 8)	2-1 F7	0-1 F8		0-1 B2		1-1 L8	2-2 L9			5	0	0	0	0	0	4
Bobby Abreu, L OBP: 0.423, SLG: 0.500 (1, 9)	1-1 SF8 2-H		2-2 F9	1-0 G4-3		4-1 1B BB		3-1 F7		3	0	0	1	1	0	1
Scott Rolen, R OBP: 0.402, SLG: 0.684 (1, 5)	4-0 FC5-4 BB		2-1 E8 1B 2B	2-1 L7		0-1 1-2 1B		2-2 G4-3		4	1	1	0	1	0	1
Mike Lieberthal, R OBP: 0.338, SLG: 0.435 (1, 2)	1-1 FC5-4 1-2f		2-2 2B 1-2 1B		0-0 1B E 1B	3-2 F8		4-2 BB		4	1	2	0	1	0	3
Travis Lee, L OBP: 0.325, SLG: 0.352 (1, 3)		2-3 K	2-2 2B 1-3 2-H		1-1 E SF9 1B	0-0 G3-1		1-0 G4-3		5	1	2	1	0	1	3
Pat Burrell, R OBP: 0.333, SLG: 0.500 (1, 7)		2-2 2B	2-2 L5		3-2 E9 1-3 3-H 1B		3-2 HR			4	3	3	2	0	0	2
Marlon Anderson, L OBP: 0.361, SLG: 0.493 (1, 4)		1-0 11 FC4-6 2B 2-H	4-0 IBB		0-1 F2		1-0 HR			3	1	2	2	1	0	2
Randy Wolf, L OBP: 0.143, SLG: 0.286 (1, 1)		1-2 E3 11 FC4-6		0-0 F7		3-2 SF9 3-H		1-1 G5-3		2	0	0	0	0	0	4
John Mabry, L OBP: 0.222, SLG: 0.250 (5, PH)										0	0	0	1	0	0	0
Carlos Silva, R (6, 1)										1	0	0	0	0	0	0
Jose Mesa, R (9, 1)										0	0	0	0	0	0	0

Inning Stats	R: 1	H: 1	E: 0	K: 0	S: 8	LOB: 1	BB: 1	P: 17	R: 1	H: 2	E: 1	K: 1	S: 15	LOB: 2	BB: 0	P: 23	R: 1	H: 2	E: 1	K: 0	S: 17	LOB: 3	BB: 1	P: 31	R: 0	H: 1	E: 0	K: 0	S: 7	LOB: 1	BB: 0	P: 13	R: 3	H: 4	E: 1	K: 0	S: 14	LOB: 1	BB: 0	P: 21	R: 0	H: 1	E: 0	K: 0	S: 9	LOB: 2	BB: 1	R: 2	H: 2	E: 0	K: 0	S: 11	LOB: 0	BB: 0	P: 21	R: 0	H: 0	E: 0	K: 0	S: 8	LOB: 1	BB: 1	P: 18
<b>PITCHER</b>	IP	WLS	BF	H	R	ER	SO	BB	IBB	HBP	BLK	WP	HR	S	P	ERA	WHIP																																														
Brian Tollberg, R (1, 1) ERA: 9.51	4.0		24	8	5	4	1	1	1	0	0	0	0	50	88	9.00	2.250																																														
Matt DeWitt, R (5, 1) ERA: 1.8	2.0	L	9	3	1	0	0	1	0	0	0	0	0	20	34	0.00	2.000																																														
Jason Boyd, R (7, 1) ERA: 6.75	2.0		9	2	2	2	0	1	0	0	0	0	0	19	39	9.00	1.500																																														

**BOTTOM**

**San Diego Padres @ Philadelphia Phillies**  
Veterans Stadium, Philadelphia, PA

Tue Apr 23 2002, 7:05 PM EDT  
Att: 12,138 - Sunny - 56 F

livebaseballscorecards.com

<b>AB</b>	<b>36</b>
<b>R</b>	<b>8</b>
<b>H</b>	<b>13</b>
<b>RBI</b>	<b>8</b>
<b>BB</b>	<b>4</b>
<b>SO</b>	<b>1</b>
<b>LOB</b>	<b>22</b>



WP: 0	PA: 42
PB: 0	CS: 0
SB: 1	

Batter	1	2	3	4	5	6	7	8	9	AB R H RBI BB SO LOB	TOP											
D'Angelo Jimenez, S OBP: 0.308, SLG: 0.353 (1, 4)	2-2 F8		1-2 F7		0-0 F7	1-1 G6-3			2-1 1B	5 0 1 0 0 0 4												
Mark Kotsay, L OBP: 0.363, SLG: 0.358 (1, 8)	2-1 F7		1-2 G6-3		2-0 2B		0-0 G5-3		3-2 L6	4 1 1 2 0 0 0												
Trenidad Hubbard, R OBP: 0.143, SLG: 0.357 (7, 8)					2-H 3-H 2B				1-0 L3-6	1 0 0 0 0 0 2												
Ryan Klesko, L OBP: 0.379, SLG: 0.519 (1, 9)	3-3 K			0-3 K	3-1 2B		0-1 2B		1-0 2-3	5 0 2 1 0 2 2												
Phil Nevin, R OBP: 0.429, SLG: 0.587 (1, 3)		2-1 F3		1-0 G6-3	0-2 P4		1-2 FC8-6-4			4 0 0 0 0 0 2												
Ray Lankford, L OBP: 0.282, SLG: 0.206 (1, 7)		3-2 G4-3		1-1 F5		1-0 1B		4-2 1B		3 1 1 0 1 0 0												
Sean Burroughs, L OBP: 0.323, SLG: 0.393 (1, 5)		1-3 K				1-2 1B		0-0 BB		4 1 3 0 0 1 0												
Deivi Cruz, R OBP: 0.286, SLG: 0.415 (1, 6)				0-1 HR		1-2 1B		1-2 1B		4 2 2 0 0 0 3												
Tom Lampkin, L OBP: 0.209, SLG: 0.194 (1, 2)				2-0 HR		1-2 2B		3-2 F9		3 2 2 3 1 0 1												
Brian Lawrence, R OBP: 0.231, SLG: 0.333 (1, 1)						1-2 BB		2-2 F7		4 2 2 0 0 0 3												
Alan Embree, L (7, 1)						4-1 2B		0-1 2B		3 2 2 3 1 0 1												
Steve Reed, R (8, 1)						1-2 BB		3-2 F9														
Mark Sweeney, L (9, PH) OBP: 0.167, SLG: 0.167						1-2 2B																
Trevor Hoffman, R (9, 1)						1-2 G6-3		0-2 G6-3	2-2 L3-6	3 0 0 1 0 0 4												
										0 0 0 0 0 0 0												
										0 0 0 0 0 0 0												
										1 0 1 0 0 0 0												
										0 0 0 0 0 0 0												
<b>Inning Stats</b>	R: 0 E: 0 K: 1 S: 8	H: 0 LOB: 0 BB: 0 P: 15	R: 0 E: 0 K: 1 S: 8	H: 0 LOB: 0 BB: 0 P: 14	R: 2 E: 0 K: 0 S: 11	H: 2 LOB: 0 BB: 0 P: 16	R: 0 E: 0 K: 1 S: 6	H: 0 LOB: 0 BB: 0 P: 8	R: 4 E: 0 K: 0 S: 16	H: 4 LOB: 1 BB: 1 P: 28	R: 1 E: 0 K: 0 S: 12	H: 3 LOB: 2 BB: 0 P: 15	R: 0 E: 0 K: 0 S: 6	H: 1 LOB: 0 BB: 0 P: 7	R: 0 E: 0 K: 0 S: 14	H: 1 LOB: 1 BB: 1 P: 23	R: 0 E: 0 K: 0 S: 12	H: 2 LOB: 1 BB: 0 P: 20	1B: 8 2B: 6 3B: 0 HR: 1	SF: 0 SAC: 0 DP: 2 HBP: 0	WP: 0 PB: 0 SB: 0 CS: 0	PA: 39
<b>PITCHER</b>	IP WLS BF H R ER SO BB IBB HBP BLK WP HR S P ERA WHIP																					
Robert Person, R (1, 1) ERA: 5.23	5.0 L 22 6 6 6 3 1 0 0 0 0 0 1 49 81 10.80 1.400																					
Jose Santiago, R (6, 1) ERA: 9.28	2.0 9 4 1 1 0 0 0 0 0 0 0 0 18 22 4.50 2.000																					
Cliff Politte, R (8, 1) ERA: 2.53	2.0 8 3 0 0 0 1 0 0 0 0 0 0 26 43 0.00 2.000																					

San Diego Padres @ Philadelphia Phillies  
Veterans Stadium, Philadelphia, PA  
Wed Apr 24 2002, 7:05 PM EDT  
Att. 12,250 - Sunny - 60 F

livebaseballscorecards.com

AB	37
R	7
H	13
RBI	7
BB	2
SO	3
LOB	18



Batter	1	2	3	4	5	6	7	8	9	AB	R	H	RBI	BB	SO	LOB
11 Jimmy Rollins, S OBP: 0.358, SLG: 0.419	0-1 FC5-4 1B		2-3 K		0-3 K		1-0 G1-3 2-H 1B			4	0	2	1	0	2	0
Doug Glanville, R OBP: 0.293, SLG: 0.280 Cliff Politte, R	0-1 FC5-4 HBP 1-2f		0-1 P4		1-1 1B		2-0 G1-3 1-2			4	0	1	0	0	0	2
Bobby Abreu, L OBP: 0.400, SLG: 0.467	0-0 F8		1-1 G4-3		1-3 K		3-1 F7			4	0	0	0	0	1	3
Scott Rolen, R OBP: 0.396, SLG: 0.658	2-2 1-2 HBP			0-3 K		0-2 F4		0-1 G1-3		3	0	0	0	0	1	0
Mike Lieberthal, R OBP: 0.319, SLG: 0.409	0-1 P5			1-1 G4-3		0-0 G5-3		3-3 K		4	0	0	0	0	1	2
Travis Lee, L OBP: 0.322, SLG: 0.338		0-2 P6		4-1 2B BB		1-0 F9		1-2 P1		3	0	0	0	1	0	0
Pat Burrell, R OBP: 0.341, SLG: 0.526		1-2 G4-1 2B		2-1 2B		3-2 F7		1-2 G5-3		4	0	2	0	0	0	0
Marlon Anderson, L OBP: 0.357, SLG: 0.487 Tomas Perez, S OBP: 0.182, SLG: 0.455		1-1 G4-1 2-3		0-2 G1-3		3-1 HR		1-3 K		1	0	0	0	0	0	1
Robert Person, R Ricky Ledee, L OBP: 0.188, SLG: 0.143 Jose Santiago, R Jason Michaels, R OBP: 0.556, SLG: 1.000		3-2 G5-3		2-2 G6-3		0-2 11 1B 2B		1-1 F3		3	1	1	1	0	1	2
										1	0	0	0	0	0	1
										1	0	0	0	0	0	0
										2	1	1	0	0	0	0

Inning Stats	R: 0	H: 1	E: 0	LOB: 2	K: 0	BB: 0	S: 11	R: 0	H: 1	E: 0	LOB: 1	K: 0	BB: 0	S: 12	R: 0	H: 0	E: 0	LOB: 0	K: 1	BB: 0	S: 7	R: 0	H: 1	E: 0	LOB: 2	K: 1	BB: 0	S: 12	R: 0	H: 1	E: 0	LOB: 1	K: 2	BB: 0	S: 11	R: 0	H: 0	E: 0	LOB: 0	K: 0	BB: 0	S: 6	R: 2	H: 3	E: 0	LOB: 1	K: 0	BB: 0	S: 14	R: 0	H: 0	E: 0	LOB: 0	K: 1	BB: 0	S: 11	R: 0	H: 0	E: 0	LOB: 0	K: 1	BB: 0	S: 8	R: 0	H: 0	E: 0	LOB: 0	K: 1	BB: 0	S: 8	1B: 3	SF: 0	2B: 3	SAC: 0	3B: 0	DP: 0	HR: 1	HBP: 1	WP: 0	PA: 36
--------------	------	------	------	--------	------	-------	-------	------	------	------	--------	------	-------	-------	------	------	------	--------	------	-------	------	------	------	------	--------	------	-------	-------	------	------	------	--------	------	-------	-------	------	------	------	--------	------	-------	------	------	------	------	--------	------	-------	-------	------	------	------	--------	------	-------	-------	------	------	------	--------	------	-------	------	------	------	------	--------	------	-------	------	-------	-------	-------	--------	-------	-------	-------	--------	-------	--------

PITCHER	IP	WLS	BF	H	R	ER	SO	BB	IBB	HBP	BLK	WP	HR	S	P	ERA	WHIP
Brian Lawrence, R ERA: 2.29	(1, 1)	6.2	29	7	2	2	4	1	0	1	0	0	1	71	102	2.70	1.200
Alan Embree, L ERA: 1.42	(7, 1)	0.1	1	0	0	0	0	0	0	0	0	0	0	2	5	0.00	0.000
Steve Reed, R ERA: 2.25	(8, 1)	1.0	3	0	0	0	1	0	0	0	0	0	0	11	15	0.00	0.000
Trevor Hoffman, R ERA: 2.57	(9, 1)	1.0	3	0	0	0	1	0	0	0	0	0	0	8	11	0.00	0.000

BOTTOM

San Diego Padres @ Philadelphia Phillies  
Veterans Stadium, Philadelphia, PA  
Wed Apr 24 2002, 7:05 PM EDT  
Att. 12,250 - Sunny - 60 F

AB	34
R	2
H	7
RBI	2
BB	1
SO	6
LOB	11



PITCHER	IP	WLS	BF	H	R	ER	SO	BB	IBB	HBP	BLK	WP	HR	S	P	ERA	WHIP
---------	----	-----	----	---	---	----	----	----	-----	-----	-----	----	----	---	---	-----	------

Batter	1	2	3	4	5	6	7	8	9	AB R H RBI BB SO LOB
D'Angelo Jimenez, S OBP: 0.323, SLG: 0.367 (1, 4)	0-1 L6		1-0 G4-3		3-1 G4-3 1B		1-1 3B 1B		3-2 F8 BB WP 1B	5 2 3 1 0 0 0
Mark Kotsay, L OBP: 0.365, SLG: 0.431 (1, 8)	0-3 K		2-1 HR		1-0 G4-3 1-2		0-0 1B 3B		0-1 F7	5 2 2 3 0 1 2
Ryan Klesko, L OBP: 0.413, SLG: 0.527 Trevor Hoffman, R (9, 1)	0-0 FC6-4 1B		1-3 K		4-0 BB		1-1 FC6-4 1B		4-2 WP BB 1-2	3 0 2 1 2 1 0 0 0 0 0 0 0 0
Phil Nevin, R OBP: 0.404, SLG: 0.550 (1, 3)	1-2 FC6-4 1-2f		2-2 F8		1-2 G1-3		1-1 L8		0-1 F8 2-3	5 0 0 0 0 0 6

Ray Lankford, L OBP: 0.302, SLG: 0.237 Jeremy Fikac, R (7, 1) Alan Embree, L (8, 1) Trenidad Hubbard, R OBP: 0.200, SLG: 0.357 (9, PH) (9, 9)		3-2 1B 1B		2-2 G6-3 1B		1-0 F7	1-1 F3		4-2 1-2 BB 3-H	4 0 2 0 0 0 1 0 0 0 0 0 0 0 0 0 0 0 0 0 0 0 0 0 0 1 0 0
Sean Burroughs, L OBP: 0.299, SLG: 0.364 (1, 5)		2-3 K		0-0 G6-3 1-2f		3-2 G6-3	0-1 FC6-4 1-2f		2-2 F7	5 0 0 0 0 1 5
Deivi Cruz, R OBP: 0.300, SLG: 0.421 (1, 6)		0-1 1-3 1B		3-2 1B		1-2 G4-3		0-0 F8		4 0 2 0 0 0 0
Tom Lampkin, L OBP: 0.213, SLG: 0.179 (1, 2)		2-3 K		2-3 K			4-2 BB 1B BB	1-3 K		3 1 0 0 1 3 3
Bobby Jones, R (1, 1) Mark Sweeney, L OBP: 0.231, SLG: 0.167 (7, PH) Bubba Trammell, R OBP: 0.313, SLG: 0.268 (7, 7)		0-0 L3		1-3 K			4-2 1B 3B BB	0-1 F8		2 0 0 0 0 1 2 0 1 0 0 1 0 0 1 0 0 0 0 0 0

Inning Stats	R: 0 E: 0 K: 1 S: 10	H: 1 LOB: 1 BB: 0 P: 11	R: 0 E: 0 K: 2 S: 13	H: 2 LOB: 2 BB: 0 P: 20	R: 1 E: 0 K: 1 S: 9	H: 1 LOB: 0 BB: 0 P: 15	R: 0 E: 0 K: 1 S: 12	H: 2 LOB: 1 BB: 0 P: 19	R: 0 E: 0 K: 1 S: 10	H: 1 LOB: 2 BB: 1 P: 20	R: 0 E: 0 K: 0 S: 7	H: 0 LOB: 0 BB: 0 P: 12	R: 4 E: 0 K: 0 S: 17	H: 3 LOB: 1 BB: 2 P: 29	R: 0 E: 0 K: 1 S: 6	H: 0 LOB: 0 BB: 0 P: 7	R: 1 E: 0 K: 0 S: 15	H: 1 LOB: 2 BB: 2 P: 28	1B: 9 2B: 0 3B: 1 HR: 1	SF: 0 SAC: 0 DP: 1 HBP: 0	WP: 1 PB: 0 SB: 0 CS: 0	PA: 42
--------------	-------------------------------	----------------------------------	-------------------------------	----------------------------------	------------------------------	----------------------------------	-------------------------------	----------------------------------	-------------------------------	----------------------------------	------------------------------	----------------------------------	-------------------------------	----------------------------------	------------------------------	---------------------------------	-------------------------------	----------------------------------	----------------------------------	------------------------------------	----------------------------------	--------

PITCHER	IP	WLS	BF	H	R	ER	SO	BB	IBB	HBP	BLK	WP	HR	S	P	ERA	WHIP
Vicente Padilla, R ERA: 2.73 (1, 1)	6.0		27	7	3	3	6	3	0	0	0	0	1	67	111	4.50	1.667
Rheal Cormier, L ERA: 10.8 (7, 1)	0.0	L	3	3	2	2	0	0	0	0	0	0	0	5	7	∞	∞
Ricky Bottalico, R ERA: 5.4 (7, 1)	1.0		3	0	0	0	0	0	0	0	0	0	0	6	8	0.00	0.000
48 David Coggin, R ERA: 5.02 (8, 1)	2.0		9	1	1	1	1	2	0	0	0	1	0	21	35	4.50	1.500

**TOP**

**San Diego Padres @ Philadelphia Phillies**  
Veterans Stadium, Philadelphia, PA

Thu Apr 25 2002, 3:05 PM EDT  
Att. 12,249 - Overcast - 53 F

[livebaseballscorecards.com](http://livebaseballscorecards.com)

AB	37
R	6
H	11
RBI	5
BB	5
SO	7
LOB	19



Batter	1	2	3	4	5	6	7	8	9	AB	R	H	RBI	BB	SO	LOB
11 Jimmy Rollins, S OBP: 0.370, SLG: 0.433 (1, 6)	F7		F7		1B		2B		BB	4	1	2	0	1	0	0
Doug Glanville, R OBP: 0.291, SLG: 0.269 48 David Coggin, R Ricky Ledee, L (9, PH) OBP: 0.182, SLG: 0.138 (1, 8) (8, 1)	F8		G4-3		1B		K		K	3	0	0	0	1	1	2
Bobby Abreu, L OBP: 0.425, SLG: 0.476 (1, 9)	1B		1B		1B		BB		K	3	1	2	1	2	1	1
Scott Rolen, R OBP: 0.385, SLG: 0.631 (1, 5)	1B		K		G5-3		P4		K	5	0	1	1	0	2	7
Pat Burrell, R OBP: 0.337, SLG: 0.550 (1, 7)	K				G5-3		F8		HR	4	1	1	1	0	1	1
Travis Lee, L OBP: 0.308, SLG: 0.321 (1, 3)			G3		G4-3		G6-3		P3	4	0	0	0	0	0	0
Todd Pratt, R OBP: 0.545, SLG: 0.650 (1, 2)			1B		P5		K		2B	4	1	2	0	0	1	0
Tomas Perez, S OBP: 0.200, SLG: 0.357 (1, 4)			F9		G4-3		FC4-6 HBP		F8	3	0	0	0	0	0	2
Vicente Padilla, R Rheal Cormier, L Ricky Bottalico, L Jason Michaels, R (7, PH) OBP: 0.091, SLG: 0.091 OBP: 0.545, SLG: 1.000 (1, 1) (7, 1) (7, 1) (8, 8)			1B		K		FC4-6 11 2B		2B	2	0	1	1	0	1	0

Inning Stats	R: 1	H: 1	E: 0	K: 14	S: 14	R: 1	H: 2	E: 0	K: 11	S: 11	R: 0	H: 1	E: 0	K: 1	S: 15	R: 0	H: 0	E: 0	K: 0	S: 6	R: 1	H: 2	E: 0	K: 18	S: 18	R: 0	H: 0	E: 0	K: 7	S: 7	R: 0	H: 1	E: 0	K: 13	S: 13	R: 1	H: 3	E: 0	K: 9	S: 9	R: 0	H: 0	E: 0	K: 14	S: 14	R: 0	H: 0	E: 0	K: 14	S: 14
	LOB: 1	BB: 1	P: 26			LOB: 1	BB: 0	P: 17			LOB: 0	BB: 0	P: 10			LOB: 2	BB: 1	P: 32			LOB: 0	BB: 0	P: 14			LOB: 3	BB: 1	P: 23			LOB: 2	BB: 2	P: 15			LOB: 1	BB: 1	P: 21			1B: 6	SF: 0	2B: 3	SAC: 0	3B: 0	DP: 0	HR: 1	HBP: 1		

PITCHER	IP	WLS	BF	H	R	ER	SO	BB	IBB	HBP	BLK	WP	HR	S	P	ERA	WHIP
Bobby Jones, R ERA: 3.55 (1, 1)	6.0	W	25	6	3	3	4	2	0	0	0	0	0	71	119	4.50	1.333
Jeremy Fikac, R ERA: 1.8 (7, 1)	1.0	H	7	2	1	1	1	1	0	1	0	0	1	17	29	9.00	3.000
Alan Embree, L ERA: 1.23 (8, 1)	1.0	H	4	2	0	0	0	0	0	0	0	0	0	5	9	0.00	2.000
Trevor Hoffman, R ERA: 2.25 (9, 1)	1.0	S	4	0	0	0	3	1	0	0	0	0	0	14	21	0.00	1.000


**BOTTOM**

**San Diego Padres @ Philadelphia Phillies**  
Veterans Stadium, Philadelphia, PA

Thu Apr 25 2002, 3:05 PM EDT  
Att: 12,249 - Overcast - 53 F

livebaseballscorecards.com

AB	35
R	4
H	10
RBI	4
BB	4
SO	8
LOB	15



WP: 0	PA: 40
PB: 0	SB: 1
CS: 0	

Batter	1	2	3	4	5	6	7	8	9	AB R H RBI BB SO LOB	TOP	
D'Angelo Jimenez, S OBP: 0.317, SLG: 0.379 (1, 4) C X	0-1 L9		2-0 FC3-6 BB 1B 1-2f	2-0 3B 2-H		3-3 K		1-0 G3-1		5 1 1 1 0 1 2		
Mark Kotsay, L OBP: 0.356, SLG: 0.408 Cesar Crespo, S (8, 8) X	0-0 L8		4-2 1B 2B BB 1-2	0-3 K 3B			1-0 F8	0-0 F9		4 1 0 0 1 1 1 0 0 0 0 0 0 0		
Phil Nevin, R OBP: 0.398, SLG: 0.536 Mark Sweeney, L OBP: 0.286, SLG: 0.167 (1, 3) B C X (7, 3) X	1-1 F8		0-0 2B 1B 1-3 2-H		3-1 G6-3		1-1 F3		4-2 G6-3 G4-3 BB	4 1 1 1 0 0 0 0 0 0 0 1 0 0		
Ryan Klesko, L OBP: 0.433, SLG: 0.559 Trendad Hubbard, R OBP: 0.188, SLG: 0.333 (1, 9) F (7, 9) C T F B B B X		2-3 K 1B 1-H 3-H	1-0 2B 1B 1-H 3-H		1-2 1B CS		0-0 HR BB 1B		1-0 G4-3 1-2	4 2 3 2 0 1 0 1 0 0 0 0 0 1		
Bubba Trammell, R OBP: 0.321, SLG: 0.267 (1, 7) B X		1-0 F8	1-2 1B 2-H		3-3 K 1-2		4-2 HR BB 1B		2-2 G6-3 2-3	4 1 1 1 1 1 2		
Deivi Cruz, R OBP: 0.297, SLG: 0.459 Ramón Vázquez, L OBP: 0.174, SLG: 0.178 (1, 6) C T F B B B X (7, 6) X T T T B B B B X		3-2 F8	3-1 G5-3			1-3 K	1-2 HR 1-H 2-H		0-0 F8	4 1 1 3 0 1 1 1 0 0 0 0 0 1		
Sean Burroughs, L OBP: 0.324, SLG: 0.386 (1, 5) X			0-0 E1 G4-3 1B 1B	0-0 G6-3 3B 1B		2-1 F5	1-0 1B			4 2 3 0 0 0 0	AB 39 R 10 H 13 RBI 10 BB 3 SO 5 LOB 12	
Tom Lampkin, L OBP: 0.216, SLG: 0.256 (1, 2) C X			0-1 G4-3 2-3	1-0 F7		2-1 HR	3-2 G4-3			4 1 1 1 0 0 3		
Brett Tomko, R OBP: 0.231, SLG: 0.308 (1, 1) C P F X			1-2 FC3-6 1B 3-H	2-2 G6-3 1-2		1-0 2B		2-2 G4-3		4 0 2 1 0 0 1		
Inning Stats	R: 0 E: 0 K: 0 S: 5 H: 0 LOB: 0 BB: 0 P: 6	R: 0 E: 0 K: 1 S: 9 H: 0 LOB: 0 BB: 0 P: 15	R: 5 E: 1 K: 0 S: 18 H: 5 LOB: 1 BB: 1 P: 29	R: 1 E: 0 K: 1 S: 9 H: 2 LOB: 1 BB: 0 P: 14	R: 0 E: 0 K: 1 S: 9 H: 1 LOB: 0 BB: 0 P: 16	R: 1 E: 0 K: 2 S: 11 H: 2 LOB: 1 BB: 0 P: 20	R: 3 E: 0 K: 0 S: 14 H: 3 LOB: 1 BB: 1 P: 25	R: 0 E: 0 K: 0 S: 5 H: 0 LOB: 0 BB: 0 P: 8	R: 0 E: 0 K: 0 S: 8 H: 0 LOB: 1 BB: 1 P: 15	1B: 8 2B: 2 3B: 1 HR: 2 SF: 0 SAC: 0 DP: 0 HBP: 0	WP: 0 PB: 0 SB: 0 CS: 1 PA: 42	
PITCHER	IP WLS BF H R ER SO BB IBB HBP BLK WP HR S P ERA WHIP											
Ron Villone, L ERA: 6.04 (1, 1)	3.2 L 19 7 6 6 1 1 0 0 0 0 0 0 38 61 14.73 2.182											
Sean Lowe, R ERA: 7.04 (4, 1)	3.1 16 6 4 4 4 1 0 0 0 0 0 2 37 64 10.80 2.100											
Joe Beimel, L ERA: (8, 1)	2.0 7 0 0 0 0 1 0 0 0 0 0 0 13 23 0.00 0.500											

San Diego Padres @ Pittsburgh Pirates  
PNC Park, Pittsburgh, PA  
Fri Apr 26 2002, 7:05 PM EDT  
Att. 20,575 - Sunny - 53 F

livebaseballscorecards.com



Batter	1	2	3	4	5	6	7	8	9	AB	R	H	RBI	BB	SO	LOB
Abraham Nunez, S OBP: 0.277, SLG: 0.268 (1, 4)	F8		G6-3		G1-3			E4		4	0	0	0	0	0	0
Adrian Brown, S OBP: 0.291, SLG: 0.338 (1, 8)	FC6-5 2B		FC1-4 BB			F7		F7		3	0	1	0	1	0	1
18 Jason Kendall, R OBP: 0.300, SLG: 0.262 Keith Osik, R OBP: 0.333, SLG: 0.438 (1, 2) (8, 2)	FC6-5		FC1-4				2-2 1B	K		3	0	1	0	0	0	2
Brian Giles, L OBP: 0.397, SLG: 0.611 (1, 7)	G4-3		F7			2-2 P5		G4-3		1	0	0	0	0	1	1
Armando Rios, L OBP: 0.348, SLG: 0.293 (1, 9)		G2-3 1B			F9		1-1 F5		F8	4	1	1	0	0	0	1
Kevin Young, R OBP: 0.320, SLG: 0.339 (1, 3)		G2-3			K		1-3 K		2-1 1B	4	0	1	0	0	2	1
Rob Mackowiak, L OBP: 0.250, SLG: 0.392 (1, 5)		G5-3			G1-4-3		0-0 G3-1		0-1 F8	4	0	0	0	0	0	2
2 Jack Wilson, R OBP: 0.338, SLG: 0.339 (1, 6)		G5-3 1B IBB			B1-3		0-0 1B		0-2 P4	3	0	1	0	1	0	1
Ron Villone, L OBP: 0.125, SLG: 0.125 Sean Lowe, R Mendy López, R Joe Beimel, L (1, 1) (4, 1) (7, PH) (8, 1)		1-2 1B			F8		1-3 K			1	0	1	1	0	0	0
		1-H 2-H 1B								1	0	0	0	0	0	0
										1	0	0	0	0	0	0
										1	0	0	0	0	1	1
										0	0	0	0	0	0	0

Inning Stats	R: 0	H: 1	E: 0	LOB: 1	K: 0	BB: 0	S: 5	P: 9	R: 1	H: 2	E: 0	LOB: 2	K: 0	BB: 1	S: 12	P: 21	R: 0	H: 0	E: 0	LOB: 1	K: 0	BB: 1	S: 9	P: 18	R: 0	H: 0	E: 0	LOB: 0	K: 1	BB: 0	S: 7	P: 8	R: 0	H: 0	E: 0	LOB: 0	K: 0	BB: 0	S: 5	P: 5	R: 0	H: 1	E: 0	LOB: 1	K: 0	BB: 0	S: 10	P: 15	R: 0	H: 1	E: 0	LOB: 1	K: 2	BB: 0	S: 9	P: 11	R: 0	H: 0	E: 1	LOB: 1	K: 1	BB: 0	S: 8	P: 11	R: 0	H: 1	E: 0	LOB: 1	K: 0	BB: 0	S: 8	P: 10	1B: 5	SF: 0	2B: 1	SAC: 0	3B: 0	DP: 0	HR: 0	HBP: 0	WP: 0	PA: 35
PITCHER Brett Tomko, R ERA: 1.3 (1, 1)	IP	WLS	BF	H	R	ER	SO	BB	IBB	HBP	BLK	WP	HR	S	P	ERA	WHIP																																																																	
	9.0	W	35	6	1	1	4	1	1	0	0	0	0	73	108	1.00	0.778																																																																	
																		PITCHER	IP	WLS	BF	H	R	ER	SO	BB	IBB	HBP	BLK	WP	HR	S	P	ERA	WHIP																																															


**BOTTOM**

**San Diego Padres @ Pittsburgh Pirates**  
PNC Park, Pittsburgh, PA

Fri Apr 26 2002, 7:05 PM EDT  
Att: 20,575 - Sunny - 53 F

livebaseballscorecards.com

AB	33
R	1
H	6
RBI	1
BB	2
SO	4
LOB	14



Batter	1	2	3	4	5	6	7	8	9	AB R H RBI BB SO LOB	TOP										
D'Angelo Jimenez, S OBP: 0.311, SLG: 0.370 (1, 4)	2-2 L4	0-2 F7			0-3 K	1-2 G4-3			1-1 FC6-4 1B	5 0 1 0 0 1 4											
Mark Kotsay, L OBP: 0.358, SLG: 0.400 (1, 8)	0-0 HR 1B		1-1 F8		4-1 BB BB			1-3 K	1-0 FC6-4 E G3 1-2f	4 1 1 0 1 1 1											
Ryan Klesko, L OBP: 0.444, SLG: 0.597 (1, 9)	2-2 HR 1-H		1-0 G3-1		4-1 BB BB			4-0 BB BB	2-0 G3 1-3	3 1 1 2 2 0 1											
Phil Nevin, R OBP: 0.408, SLG: 0.545 (1, 3)	1-1 G3 1B		1-2 2B		0-3 K			4-2 BB BB	0-2 G1-3	4 0 2 0 1 1 3											
Ray Lankford, L OBP: 0.298, SLG: 0.286 (1, 7)	1-0 G3 1-2		1-0 G6-3			2-1 3B		1-3 K		4 0 1 0 0 1 4											
Sean Burroughs, L OBP: 0.307, SLG: 0.365 (1, 5)	2-3 K			0-1 G6-3		1-0 G4-3		1-2 F7		4 0 0 0 0 1 4											
Tom Lampkin, L OBP: 0.204, SLG: 0.239 Trenidad Hubbard, R OBP: 0.176, SLG: 0.313 Javier Cardona, R OBP: 0.136, SLG: 0.050 (1, 2) (8, PH) (8, 2)		2-3 K		3-2 F8		0-0 G1-3		1-3 K		3 0 0 0 0 1 1 1 0 0 0 0 1 0 0 0 0 0 0 0 0	AB 32 R 2 H 6 RBI 2 BB 7 SO 9 LOB 18										
Ramón Vázquez, L OBP: 0.204, SLG: 0.174 Deivy Cruz, R OBP: 0.292, SLG: 0.452 (1, 6) (8, PH) (8, 6)		4-2 SH1-4 BB		1-3 K		4-0 BB IBB		0-1 P6		1 0 0 0 2 1 0 1 0 0 0 0 0 0											
Ben Howard, R Mark Sweeney, L Jason Boyd, R Alan Embree, L Bubba Trammell, R Steve Reed, R (1, 1) (8, PH) (6, 1) (7, 1) (8, PH) (8, 1)		0-0 SH1-4 1-2			2-3 K	4-1 BB		2-2 G5-3		1 0 0 0 0 1 0 0 0 0 0 1 0 0 0 0 0 0 0 0 0 0 0 0 0 0 0 0 1 0 0 0 0 0 0 0 0 0 0 0 0 0											
<b>Inning Stats</b>	R: 2 E: 0 K: 1 S: 14	H: 3 LOB: 1 BB: 0 P: 22	R: 0 E: 0 K: 1 S: 12	H: 0 LOB: 1 BB: 1 P: 18	R: 0 E: 0 K: 0 S: 7	H: 1 LOB: 1 BB: 0 P: 11	R: 0 E: 0 K: 1 S: 8	H: 0 LOB: 0 BB: 0 P: 12	R: 0 E: 0 K: 3 S: 13	H: 0 LOB: 2 BB: 2 P: 23	R: 0 E: 0 K: 2 S: 12	H: 0 LOB: 2 BB: 2 P: 23	R: 0 E: 0 K: 1 S: 9	H: 0 LOB: 0 BB: 0 P: 12	R: 0 E: 1 K: 0 S: 8	H: 1 LOB: 1 BB: 0 P: 12	1B: 3 2B: 1 3B: 1 HR: 1	SF: 0 SAC: 1 DP: 0 HBP: 0	WP: 0 PB: 0 SB: 0 CS: 0	PA: 40	
<b>PITCHER</b>	IP WLS BF H R ER SO BB IBB HBP BLK WP HR S P ERA WHIP																			<b>PITCHER</b>	IP WLS BF H R ER SO BB IBB HBP BLK WP HR S P ERA WHIP
Kip Wells, R ERA: 5.11 (1, 1)	6.0 28 5 2 2 6 4 1 0 0 0 1 63 107 3.00 1.500																				
Scott Sauerbeck, L ERA: 1.0 (7, 1)	1.1 W 6 0 0 0 3 2 0 0 0 0 0 15 27 0.00 1.500																				
Brian Boehringer, R ERA: 3.09 (8, 1)	0.2 H 2 0 0 0 0 0 0 0 0 0 6 8 0.00 0.000																				
Mike Williams, R ERA: 0.82 (9, 1)	1.0 S 4 1 0 0 0 0 0 0 0 0 8 12 0.00 1.000																				

San Diego Padres @ Pittsburgh Pirates  
PNC Park, Pittsburgh, PA  
Sun Apr 28 2002, 12:05 PM EDT  
Sunny - 62 F

livebaseballscorecards.com







Batter	1	2	3	4	5	6	7	8	9	AB	R	H	RBI	BB	SO	LOB	TOP								
D'Angelo Jimenez, S OBP: 0.333, SLG: 0.373 (1, 4)	4-2 S BB BB		4-2 BB S 1B BB	1-1 G4-3		0-0 BB 2-3 1B		4-0 SF9 WP BB		2	1	1	0	3	0	0									
Trenidad Hubbard, R OBP: 0.318, SLG: 0.333 (1, 8) (7, 7)	4-2 S 1-2 BB		4-2 BB 1-2 1B BB	1-2 1B		4-1 SAFE 1-2 BB		1-3 K 1-2 2-3		2	1	1	0	3	1	2									
Phil Nevin, R OBP: 0.417, SLG: 0.538 (1, 3)	0-1 F7		4-0 1B 1-2 2-3 1B BB	3-1 1-3 1B		1-1 F9		4-0 FC6 IBB		3	1	1	0	2	0	4									
Ryan Klesko, L OBP: 0.429, SLG: 0.576 (1, 9)	3-3 K 1-2 2-3		0-0 1B 1-3 2-H 3-H 1B	1-0 P5				0-1 F8 2-3 3-H		4	1	1	3	0	1	4									
Bubba Trammell, R OBP: 0.328, SLG: 0.265 Matt DeWitt, R (9, 1)	2-0 G5-3		0-0 E1 1-H 2B 1B 3-H			3-2 F8		4-2 BB 1-2 FC6		3	1	1	1	1	0	2									
Deivi Cruz, R OBP: 0.271, SLG: 0.418 (1, 6)			0-0 L5 P3			0-1 G5-3		1-1 F7		5	0	0	0	0	0	2									
Javier Cardona, R OBP: 0.148, SLG: 0.120 (1, 2)			1-0 G5-3 3-H 2B			1-0 F9		1-3 K		5	0	1	1	0	1	1									
Cesar Crespo, S OBP: 0.200, SLG: 0.400 (1, 5)			3-2 G4-3 G1-3			0-2 F9		1-1 1B 2B		5	1	1	0	0	0	1									
Brian Tollberg, R OBP: 0.091, SLG: 0.182 Mark Kotsay, L OBP: 0.365, SLG: 0.407 Jeremy Fikac, R (7, 1)			2-2 G6-3 G3			0-0 1B 2B		1-2 WP SF9 2-H 1B		3	0	1	0	0	0	0									
<b>Inning Stats</b>	R: 0 E: 0 K: 1 S: 13	H: 0 LOB: 2 BB: 2 P: 26	R: 0 E: 0 K: 0 S: 7	H: 0 LOB: 0 BB: 0 P: 14	R: 5 E: 1 K: 0 S: 14	H: 3 LOB: 1 BB: 3 P: 28	R: 0 E: 0 K: 0 S: 10	H: 2 LOB: 2 BB: 0 P: 16	R: 0 E: 0 K: 0 S: 7	H: 0 LOB: 0 BB: 0 P: 11	R: 0 E: 0 K: 0 S: 8	H: 2 LOB: 2 BB: 1 P: 13	R: 0 E: 0 K: 1 S: 11	H: 0 LOB: 1 BB: 1 P: 17	R: 2 E: 0 K: 1 S: 13	H: 2 LOB: 2 BB: 2 P: 26	R: 0 E: 0 K: 0 S: 5	H: 0 LOB: 0 BB: 0 P: 9	1B: 6 2B: 3 3B: 0 HR: 0	SF: 1 SAC: 0 DP: 0 HBP: 0	WP: 1 PB: 0 SB: 3 CS: 0	PA: 44			
<b>PITCHER</b>	IP	WLS	BF	H	R	ER	SO	BB	IBB	HBP	BLK	WP	HR	S	P	ERA	WHIP								
Jimmy Anderson, L ERA: 6.04 (1, 1)	2.2	L	16	3	5	5	1	5	0	0	0	0	0	32	66	16.88	3.000								
Mike Lincoln, R ERA: 0.71 (3, 1)	3.1		14	4	0	0	0	1	0	0	0	0	0	27	42	0.00	1.500								
Brian Boehringer, R ERA: 2.84 (7, 1)	1.0		4	0	0	0	1	1	0	0	0	0	0	11	17	0.00	1.000								
Joe Beimel, L ERA: 1.93 (8, 1)	1.0		7	2	2	2	1	1	1	0	0	1	0	13	26	18.00	3.000								
Mike Fetters, R ERA: 2.08 (9, 1)	1.0		3	0	0	0	0	0	0	0	0	0	0	5	9	0.00	0.000								

San Diego Padres @ Pittsburgh Pirates  
PNC Park, Pittsburgh, PA  
Sun Apr 28 2002, 3:05 PM EDT  
Att. 19,621 - Overcast - 72 F

livebaseballscorecards.com

AB	34
R	7
H	9
RBI	6
BB	9
SO	3
LOB	18



BOTTOM

San Diego Padres @ Pittsburgh Pirates  
PNC Park, Pittsburgh, PA  
Sun Apr 28 2002, 3:05 PM EDT  
Att. 19,621 - Overcast - 72 F

livebaseballscorecards.com

AB 33  
R 2  
H 8  
RBI 2  
BB 2  
SO 8  
LOB 14



WP: 0 PA: 37  
PB: 0  
SB: 0  
CS: 1

AB R H RBI BB SO LOB

4 0 1 0 0 0 1

3 1 1 0 0 0 1

3 0 2 0 1 0 1

4 0 0 0 0 1 4

4 1 2 2 0 1 0

4 0 1 0 0 2 2

4 0 0 0 0 2 1

3 0 1 0 1 0 0

1 0 0 0 0 0 2  
1 0 0 0 0 1 0  
0 0 0 0 0 0 0  
1 0 0 0 0 1 1  
0 0 0 0 0 0 0  
0 0 0 0 0 0 0  
1 0 0 0 0 0 1

1B: 4 SF: 0  
2B: 3 SAC: 1  
3B: 0 DP: 1  
HR: 1 HBP: 0

Batter	1	2	3	4	5	6	7	8	9
Abraham Nunez, S (1, 4) OBP: 0.291, SLG: 0.277	1-0 SH5-3 FC4-2 2B		0-1 B3		1-0 G6-3		0-0 B2		
Adrian Brown, S (1, 8) OBP: 0.312, SLG: 0.341	1-0 SH5-3 2-3		3-2 BB 1B		1-2 P6		0-0 F8		
Brian Giles, L (1, 7) OBP: 0.423, SLG: 0.672	0-2 FC4-2 CS 3-H		4-2 BB 1B		0-1 2B		1-2 G4-6-3 1B		
Armando Rios, L (1, 9) OBP: 0.338, SLG: 0.318	1-1 CS 1-2	0-3 K	2-2 F9		1-2 G4-3		0-1 G4-6-3 1-2f		
Rob Mackowiak, L (1, 5) OBP: 0.250, SLG: 0.431		0-0 HR	1-2 1B		0-3 K		1-2 F7		
Kevin Young, R (1, 3) OBP: 0.316, SLG: 0.348		1-0 2B	1-3 K		1-2 F8		3-3 K		
Keith Osik, R (1, 2) OBP: 0.261, SLG: 0.333		1-1 F7		1-3 K	2-2 L6		1-3 K		
2 Jack Wilson, R (1, 6) OBP: 0.342, SLG: 0.333		4-2 BB		2-1 G6-3		1-1 1B		1-2 E4	
Jimmy Anderson, L (1, 1) Mike Lincoln, R (3, 1) Brian Boehringer, S (7, 1) Mendy López, R (7, PH) Joe Beimel, L (8, 1) Mike Fetters, R (9, 1) Mike Benjamin, R (9, PH)		0-2 F8		1-3 K		1-3 K		0-1 F8	

Inning Stats	R: 0	H: 1	E: 0	LOB: 0	K: 0	P: 9	R: 1	H: 2	E: 0	LOB: 2	K: 1	P: 18	R: 1	H: 2	E: 0	LOB: 2	K: 1	P: 30	R: 0	H: 0	E: 0	LOB: 0	K: 2	P: 12	R: 0	H: 1	E: 0	LOB: 1	K: 1	P: 13	R: 0	H: 1	E: 0	LOB: 1	K: 1	P: 9	R: 0	H: 1	E: 0	LOB: 0	K: 0	P: 10	R: 0	H: 1	E: 0	LOB: 0	K: 0	P: 10	R: 0	H: 0	E: 1	LOB: 1	K: 2	P: 17	1B: 4	SF: 0	2B: 3	SAC: 1	3B: 0	DP: 1	HR: 1	HBP: 0
--------------	------	------	------	--------	------	------	------	------	------	--------	------	-------	------	------	------	--------	------	-------	------	------	------	--------	------	-------	------	------	------	--------	------	-------	------	------	------	--------	------	------	------	------	------	--------	------	-------	------	------	------	--------	------	-------	------	------	------	--------	------	-------	-------	-------	-------	--------	-------	-------	-------	--------

PITCHER	IP	WLS	BF	H	R	ER	SO	BB	IBB	HBP	BLK	WP	HR	S	P	ERA	WHIP
Brian Tollberg, R (1, 1) ERA: 8.19	6.0	W	26	7	2	2	5	2	0	0	0	0	1	66	97	3.00	1.500
Jeremy Fikac, R (7, 1) ERA: 1.5	2.0	H	6	1	0	0	1	0	0	0	0	0	0	13	16	0.00	0.500
Matt DeWitt, R (9, 1) ERA: 1.5	1.0		4	0	0	0	2	0	0	0	0	0	0	12	17	0.00	0.000

Batter	1	2	3	4	5	6	7	8	9	AB R H RBI BB SO LOB	TOP																									
<b>Corey Patterson, L</b> (1, 8) OBP: 0.400, SLG: 0.489	1-2 G4-3		1-0 FC6-4 1B		1-1 1B			0-1 2B		4 1 3 0 0 0 0	<b>Chicago Cubs @ San Diego Padres</b> Qualcomm Stadium, San Diego, CA Tue Apr 30 2002, 10:05 PM EDT Att. 20,389 - Cloudy - 66 F																									
<b>Alex Gonzalez, R</b> (1, 6) OBP: 0.340, SLG: 0.376	1-0 G5-3		1-3 K		0-1 G5-3			1-1 2-H 2B		4 0 1 1 0 1 2																										
<b>Sammy Sosa, R</b> (1, 9) OBP: 0.429, SLG: 0.670	0-1 E 1B		2-1 FC6-4 1-2f					4-0 IBB		3 0 1 0 1 0 1																										
<b>Fred McGriff, L</b> (1, 3) OBP: 0.320, SLG: 0.289	1-2 E3 FC5-4 1-3			3-2 G6-4-3 1B		0-0 F8		1-3 K		4 0 1 0 0 1 3																										
<b>Moises Alou, R</b> (1, 7) OBP: 0.188, SLG: 0.267	1-0 FC5-4 1-2f			1-0 G6-4-3 1-2f		0-0 F9		1-0 F8		4 0 0 0 0 0 5																										
<b>Mark Bellhorn, S</b> (1, 5) OBP: 0.322, SLG: 0.491		2-0 F8		4-2 BB			1-1 F2		3-3 K	3 0 0 0 1 1 0																										
<b>Delino DeShields, L</b> (1, 4) OBP: 0.275, SLG: 0.351		2-0 L1		3-1 F7			2-1 G4-3		4-1 FC6-4 BB	3 0 0 0 1 0 1																										
<b>Joe Girardi, R</b> (1, 2) OBP: 0.146, SLG: 0.171		1-3 K			0-0 G5-3		0-2 G3-1		0-0 F7	3 0 0 0 0 1 0 1 0 0 0 0 0 1																										
<b>Todd Hundley, S</b> (9, PH) OBP: 0.259, SLG: 0.348																																				
<b>Matt Clement, R</b> (1, 1) OBP: 0.100, SLG: 0.100																																				
<b>Ron Mahay, L</b> (7, 1) OBP: 0.250, SLG: 0.356																																				
<b>Roosevelt Brown, L</b> (8, PH) OBP: 0.500, SLG: 0.500																																				
<b>Joe Borowski, R</b> (8, 1) OBP: 0.500, SLG: 0.500																																				
<b>Jeff Fassero, L</b> (8, 1) OBP: 0.354, SLG: 0.340																																				
<b>Chris Stynes, R</b> (9, PH) OBP: 0.354, SLG: 0.340																																				
<b>Inning Stats</b>	R: 0 E: 1 K: 0 S: 11	H: 1 LOB: 2 BB: 0 P: 15	R: 0 E: 0 K: 1 S: 5	H: 0 LOB: 0 BB: 0 P: 10	R: 0 E: 0 K: 1 S: 7	H: 1 LOB: 1 BB: 0 P: 11	R: 0 E: 0 K: 0 S: 8	H: 1 LOB: 1 BB: 1 P: 19	R: 0 E: 0 K: 0 S: 8	H: 1 LOB: 1 BB: 0 P: 10	R: 0 E: 0 K: 0 S: 4	H: 0 LOB: 0 BB: 0 P: 7	R: 0 E: 0 K: 0 S: 7	H: 0 LOB: 0 BB: 0 P: 10	R: 1 E: 0 K: 1 S: 9	H: 2 LOB: 2 BB: 1 P: 17	R: 0 E: 0 K: 1 S: 6	H: 0 LOB: 1 BB: 1 P: 13	1B: 4 2B: 2 3B: 0 HR: 0	SF: 0 SAC: 0 DP: 1 HBP: 0	WP: 0 PB: 0 SB: 0 CS: 0	PA: 36														
<b>PITCHER</b>	IP WLS BF H R ER SO BB IBB HBP BLK WP HR S P ERA WHIP																																			
<b>Brian Lawrence, R</b> (1, 1) ERA: 2.11	7.1		30	6	1	1	2	1	1	0	0	0	0	55	93	1.23	0.955																			
<b>Alan Embree, L</b> (8, 1) ERA: 2.08	0.1		1	0	0	0	1	0	0	0	0	0	0	3	4	0.00	0.000																			
<b>Jeremy Fikac, R</b> (8, 1) ERA: 1.46	0.1	W	1	0	0	0	0	0	0	0	0	0	0	1	2	0.00	0.000																			
<b>Trevor Hoffman, R</b> (9, 1) ERA: 2.0	1.0	S	4	0	0	0	1	1	0	0	0	0	0	6	13	0.00	1.000																			

livebaseballscorecards.com

<b>AB</b>	<b>33</b>
<b>R</b>	<b>1</b>
<b>H</b>	<b>6</b>
<b>RBI</b>	<b>1</b>
<b>BB</b>	<b>3</b>
<b>SO</b>	<b>4</b>
<b>LOB</b>	<b>14</b>



Batter	1	2	3	4	5	6	7	8	9
D'Angelo Jimenez, S OBP: 0.330, SLG: 0.362 (1, 4)	2-1 G4-3 BB	4-2 FC6-4 BB		0-1 G3			2-1 G4-3		
Mark Kotsay, L OBP: 0.350, SLG: 0.388 (1, 8)	3-2 G4-3	2-2 FC6-4			1-3 K		1-1 G3-1		
Ryan Klesko, L OBP: 0.420, SLG: 0.551 Trenidad Hubbard, R OBP: 0.318, SLG: 0.333 (1, 9) (8, 9)	4-2 PB BB		0-0 G6-3		0-1 G5-3		2-3 K		
Phil Nevin, R OBP: 0.421, SLG: 0.537 (1, 3)	2-2 G3		1-2 FC4-6 1B		1-1 L6		2-1 SH3-4 3B 1B		
Ray Lankford, L OBP: 0.280, SLG: 0.267 (1, 7)		0-0 G3-1	3-3 K		2-3 K		1-0 SH3-4 1-2		
Sean Burroughs, L OBP: 0.316, SLG: 0.390 (1, 5)		4-2 1B SF7 BB	2-2 FC4-6		1-1 L6		3-2 2-H 3B		
Tom Lampkin, L OBP: 0.224, SLG: 0.280 (1, 2)		0-2 BB SF7 1B		1-1 G4-3		0-1 2B	2-1 F5		
Ramón Vázquez, L OBP: 0.212, SLG: 0.170 Deivi Cruz, R OBP: 0.268, SLG: 0.412 (1, 6) (8, PH) (9, 6)		1-2 SF7		2-0 F7		4-0 IBB	1-2 G5-3		
Brian Lawrence, R OBP: 0.313, SLG: 0.308 Alan Embree, L OBP: 0.268, SLG: 0.412 Jeremy Fikac, R OBP: 0.268, SLG: 0.412 Trevor Hoffman, R OBP: 0.268, SLG: 0.412 (1, 1) (8, 1) (8, 1) (9, 1)		4-2 BB BB		4-0 BB		2-3 K			

Inning Stats	R: 0	H: 0	E: 0	K: 0	S: 13	R: 1	H: 1	E: 0	K: 0	S: 18	R: 0	H: 1	E: 0	K: 1	S: 13	R: 0	H: 0	E: 0	K: 0	S: 5	R: 0	H: 1	E: 0	K: 2	S: 10	R: 0	H: 0	E: 0	K: 1	S: 7	R: 1	H: 2	E: 0	K: 0	S: 14
	0	0	0	0	13	1	1	0	0	18	0	1	0	1	13	0	0	0	0	5	0	1	0	2	10	0	0	0	0	7	1	2	0	0	14

PITCHER	IP	WLS	BF	H	R	ER	SO	BB	IBB	HBP	BLK	WP	HR	S	P	ERA	WHIP
Matt Clement, R ERA: 3.77 (1, 1)	6.0		27	3	1	1	4	5	1	0	0	0	0	66	116	1.50	1.333
Ron Mahay, L ERA: (7, 1)	1.0		3	0	0	0	1	0	0	0	0	0	0	7	12	0.00	0.000
Joe Borowski, R ERA: 2.08 (8, 1)	0.1	L	3	2	1	1	0	0	0	0	0	0	0	9	15	27.00	6.000
Jeff Fassero, L ERA: 8.49 (8, 1)	0.2		2	0	0	0	0	0	0	0	0	0	0	5	8	0.00	0.000

**BOTTOM**

**Chicago Cubs @ San Diego Padres**  
Qualcomm Stadium, San Diego, CA


Tue Apr 30 2002, 10:05 PM EDT  
Att: 20,389 - Cloudy - 66 F

AB	R	H	RBI	BB	SO	LOB
3	0	0	0	1	0	1
4	0	0	0	0	1	3
3	0	0	0	1	1	0
0	0	0	0	0	0	0
4	1	2	0	0	0	1
3	0	0	0	0	2	1
3	1	1	1	1	0	1
4	0	2	0	0	0	1
1	0	0	1	1	0	0
1	0	0	0	0	0	1
1	0	0	0	2	1	2
0	0	0	0	0	0	0
0	0	0	0	0	0	0
0	0	0	0	0	0	0

1B	2B	3B	SF	SAC	DP	HBP	WP	PA
3	1	1	1	1	0	0	0	35

AB	R	H	RBI	BB	SO	LOB
27	2	5	2	6	5	11

livebaseballscorecards.com



Batter	1	2	3	4	5	6	7	8	9	AB R H RBI BB SO LOB	TOP											
<b>Corey Patterson, L</b> (1, 8) OBP: 0.394, SLG: 0.479	0-1 1B		1-2 F7		1-1 G4-3		0-0 G4-3			4 0 1 0 0 0 0												
<b>Alex Gonzalez, R</b> (1, 6) OBP: 0.337, SLG: 0.371	1-3 K			3-2 HR 1B	1-3 K			2-3 K		4 1 1 0 0 3 0												
<b>Sammy Sosa, R</b> (1, 9) OBP: 0.431, SLG: 0.728	3-2 G6-3			0-0 HR		0-1 G6-3		1-0 HR		4 2 2 3 0 0 0												
<b>Fred McGriff, L</b> (1, 3) OBP: 0.327, SLG: 0.291		0-0 F8		2-2 1B 1B		4-2 BB BB		0-0 P4		3 0 1 0 1 0 0												
<b>Moises Alou, R</b> (1, 7) OBP: 0.194, SLG: 0.265		2-0 F9		1-0 1-2 1B		0-3 K		1-3 K		4 0 1 0 0 2 1												
<b>Todd Hundley, S</b> (1, 2) OBP: 0.290, SLG: 0.346		2-1 FC1-6 1B		0-0 F8		4-2 1-2 BB		2-3 K		3 0 1 0 1 1 2												
<b>Delino DeShields, L</b> (1, 4) OBP: 0.262, SLG: 0.333		0-1 FC1-6		2-3 K		0-2 G3		2-1 L5		4 0 0 0 0 1 5												
<b>Chris Stynes, R</b> (1, 5) OBP: 0.338, SLG: 0.321 <b>Roosevelt Brown, L</b> (9, PH) OBP: 0.264, SLG: 0.388			0-2 G3-1		2-3 K		1-3 K		0-0 G4-3	3 0 0 0 0 2 2 1 0 0 0 0 0 0												
<b>Jon Lieber, L</b> (1, 1) OBP: 0.231, SLG: 0.231			0-3 K		1-3 K		2-1 F7			3 0 0 0 0 2 0												
<b>Inning Stats</b>	R: 0 E: 0 K: 1 S: 12	H: 1 LOB: 0 BB: 0 P: 16	R: 0 E: 0 K: 0 S: 6	H: 1 LOB: 1 BB: 0 P: 10	R: 0 E: 0 K: 1 S: 9	H: 0 LOB: 0 BB: 0 P: 10	R: 2 E: 0 K: 2 S: 17	H: 4 LOB: 2 BB: 0 P: 27	R: 0 E: 0 K: 2 S: 10	H: 0 LOB: 0 BB: 0 P: 13	R: 0 E: 0 K: 1 S: 15	H: 0 LOB: 2 BB: 2 P: 23	R: 0 E: 0 K: 1 S: 6	H: 0 LOB: 0 BB: 0 P: 9	R: 1 E: 0 K: 2 S: 9	H: 1 LOB: 0 BB: 0 P: 13	R: 0 E: 0 K: 1 S: 6	H: 0 LOB: 0 BB: 0 P: 10	1B: 5 2B: 0 3B: 0 HR: 2	SF: 0 SAC: 0 DP: 0 HBP: 0	WP: 0 PB: 0 SB: 0 CS: 0	PA: 35
<b>PITCHER</b>	IP WLS BF H R ER SO BB IBB HBP BLK WP HR S P ERA WHIP																					
<b>Bobby Jones, R</b> (1, 1) ERA: 3.48	5.2 W 24 6 2 2 7 2 0 0 0 0 0 1 66 96 3.18 1.412																					
<b>Steve Reed, R</b> (6, 1) ERA: 1.74	1.1 H 4 0 0 0 1 0 0 0 0 0 0 0 9 12 0.00 0.000																					
<b>Jeremy Fikac, R</b> (8, 1) ERA: 2.03	1.0 H 4 1 1 1 2 0 0 0 0 0 0 1 9 13 9.00 1.000																					
<b>Trevor Hoffman, R</b> (9, 1) ERA: 1.8	1.0 S 3 0 0 0 1 0 0 0 0 0 0 0 6 10 0.00 0.000																					

**Chicago Cubs @ San Diego Padres**  
**Qualcomm Stadium, San Diego, CA**  
 Wed May 01 2002, 10:05 PM EDT  
 Att. 18,071 - Cloudy - 68 F

[livebaseballscorecards.com](http://livebaseballscorecards.com)

AB	33
R	3
H	7
RBI	3
BB	2
SO	11
LOB	10



Batter	1	2	3	4	5	6	7	8	9	AB	R	H	RBI	BB	SO	LOB	BOTTOM																		
D'Angelo Jimenez, S (1, 4) OBP: 0.328, SLG: 0.358	1-1 HR 1B		2-0 F7		3-2 F7		0-0 G3			4	1	1	0	0	0	1	<b>Chicago Cubs @ San Diego Padres</b> Qualcomm Stadium, San Diego, CA Wed May 01 2002, 10:05 PM EDT Att: 18,071 - Cloudy - 68 F																		
Mark Kotsay, L (1, 8) OBP: 0.346, SLG: 0.416	0-0 HR		0-0 G6-3		0-1 F8			0-1 B1-3		4	1	1	2	0	0	0																			
Ryan Klesko, L (1, 9) OBP: 0.417, SLG: 0.542 Trenidad Hubbard, R (6, 9) OBP: 0.304, SLG: 0.316	1-1 G6-3			2-2 2B 1B	0-3 K			1-2 F8		3	1	1	0	0	1	0																			
Phil Nevin, R (1, 3) OBP: 0.405, SLG: 0.515	2-2 G6-3			1-3 K		2-3 K		0-0 G1-3		4	0	0	0	0	2	1																			
Ray Lankford, L (1, 7) OBP: 0.283, SLG: 0.292	1-2 F7			2-1 1B 2B		0-0 G4-3				3	1	1	0	0	0	0																			
Sean Burroughs, L (1, 5) OBP: 0.317, SLG: 0.388			0-2 F7		1-0 G4-3 1B		0-0 G4-3			3	0	1	2	0	0	0																			
Deivi Cruz, R (1, 6) OBP: 0.270, SLG: 0.423			1-1 G5-3		2-0 G4-3			1-1 2B		3	0	1	0	0	0	1																			
Tom Lampkin, L (1, 2) OBP: 0.230, SLG: 0.269			2-3 K		4-0 IBB			1-2 G6-3		2	0	0	0	1	1	1																			
Bobby Jones, R (1, 1) Steve Reed, R (6, 1) Mark Sweeney, L (7, PH) OBP: 0.313, SLG: 0.154 Jeremy Fikac, R (8, 1) Trevor Hoffman, R (9, 1)			1-2 L3		0-3 K			0-0 F8		2	0	0	0	0	1	2																			
<b>Inning Stats</b>	R: 2 E: 0 K: 0 S: 12	H: 2 LOB: 0 BB: 0 P: 17	R: 0 E: 0 K: 1 S: 9	H: 0 LOB: 0 BB: 0 P: 12	R: 0 E: 0 K: 0 S: 5	H: 0 LOB: 0 BB: 0 P: 8	R: 2 E: 0 K: 2 S: 15	H: 3 LOB: 2 BB: 1 P: 26	R: 0 E: 0 K: 1 S: 10	H: 0 LOB: 0 BB: 0 P: 13	R: 0 E: 0 K: 1 S: 5	H: 0 LOB: 0 BB: 0 P: 7	R: 0 E: 0 K: 0 S: 8	H: 1 LOB: 1 BB: 0 P: 10	R: 0 E: 0 K: 0 S: 6	H: 0 LOB: 0 BB: 0 P: 7		1B: 3 2B: 2 3B: 0 HR: 1 SF: 0 SAC: 0 DP: 0 HBP: 0 WP: 0 PA: 31 PB: 0 SB: 0 CS: 0																	
<b>PITCHER</b> Jon Lieber, R (1, 1) ERA: 2.38	IP 8.0	WLS L	BF 31	H 6	R 4	ER 4	SO 5	BB 0	IBB 1	HBP 0	BLK 0	WP 0	HR 1	S 70	P 100	ERA 4.50	WHIP 0.750	<b>PITCHER</b>	IP	WLS	BF	H	R	ER	SO	BB	IBB	HBP	BLK	WP	HR	S	P	ERA	WHIP

livebaseballscorecards.com

<b>AB</b>	<b>30</b>
<b>R</b>	<b>4</b>
<b>H</b>	<b>6</b>
<b>RBI</b>	<b>4</b>
<b>BB</b>	<b>1</b>
<b>SO</b>	<b>5</b>
<b>LOB</b>	<b>7</b>



Batter	1	2	3	4	5	6	7	8	9	AB R H RBI BB SO LOB	TOP											
Corey Patterson, L (1, 8) OBP: 0.380, SLG: 0.464	3-3 K		0-0 SF7		1-0 F5		2-3 K2-3			3 0 0 1 0 2 1												
Mark Bellhorn, S (1, 5) OBP: 0.302, SLG: 0.456	2-1 G3		0-3 K		3-3 K			0-1 G1-3		4 0 0 0 0 2 1												
Sammy Sosa, R (1, 9) OBP: 0.434, SLG: 0.781	0-1 F9			3-2 HR		3-0 HR		2-0 F8		4 2 2 2 0 0 0												
Moises Alou, R (1, 7) OBP: 0.225, SLG: 0.351		2-2 F9		0-0 L9		0-0 HR		4-2 BB		3 1 1 1 1 0 0												
Fred McGriff, L (1, 3) OBP: 0.324, SLG: 0.281		4-2 L4-3 BB		2-2 G3		1-3 K		2-2 F8		3 0 0 0 1 1 1												
Todd Hundley, S (1, 2) OBP: 0.237, SLG: 0.300		0-0 L4-3		1-0 G4-3		3-3 K			1-0 F9	4 0 0 0 0 1 1												
Joe Girardi, R (9, 2) OBP: 0.146, SLG: 0.171		1-2								0 0 0 0 0 0 0												
Alex Gonzalez, R (1, 6) OBP: 0.343, SLG: 0.409			0-0 2B		1-1 HR		1-1 G1-3		1-3 K	4 2 2 1 0 1 0												
Augie Ojeda, S (1, 4) OBP: 0.182, SLG: 0.238			2-1 SH3-4 SF7		0-0 SH3-4		1-0 G4-1		1-1 F8	4 1 2 1 0 0 0												
34 Kerry Wood, R (1, 1) OBP: 0.125, SLG: 0.125			0-1 SH3-4		0-0 SH3-4		0-0 G4-3			0 0 0 0 0 0 0												
Delino DeShields, L (7, PH) OBP: 0.259, SLG: 0.329										1 0 0 0 0 0 0												
Jeff Fassero, L (7, 1)										0 0 0 0 0 0 0												
Joe Borowski, R (8, 1) OBP: 0.500, SLG: 0.500										0 0 0 0 0 0 0												
<b>Inning Stats</b>	R: 0 E: 0 K: 1 S: 9	H: 0 LOB: 0 BB: 0 P: 14	R: 0 E: 0 K: 0 S: 8	H: 0 LOB: 0 BB: 1 P: 14	R: 2 E: 0 K: 1 S: 9	H: 2 LOB: 0 BB: 0 P: 11	R: 1 E: 0 K: 0 S: 11	H: 1 LOB: 0 BB: 0 P: 17	R: 1 E: 0 K: 1 S: 13	H: 2 LOB: 1 BB: 0 P: 18	R: 2 E: 0 K: 2 S: 10	H: 2 LOB: 0 BB: 0 P: 18	R: 0 E: 0 K: 1 S: 5	H: 0 LOB: 0 BB: 0 P: 8	R: 0 E: 0 K: 0 S: 9	H: 0 LOB: 1 BB: 1 P: 17	R: 0 E: 0 K: 1 S: 8	H: 0 LOB: 0 BB: 0 P: 11	1B: 2 2B: 2 3B: 0 HR: 4	SF: 1 SAC: 2 DP: 1 HBP: 0	WP: 0 PB: 0 SB: 0 CS: 0	PA: 35
<b>PITCHER</b>	IP WLS BF H R ER SO BB IBB HBP BLK WP HR S P ERA WHIP																					
Brett Tomko, R (1, 1) ERA: 2.5	5.0 L 22 7 6 6 3 1 0 0 0 0 0 4 52 79 10.80 1.600																					
Jason Boyd, R (6, 1) ERA: 5.65	2.2 9 0 0 0 3 1 0 0 0 0 0 0 19 33 0.00 0.375																					
Matt DeWitt, R (8, 1) ERA: 1.23	1.1 4 0 0 0 1 0 0 0 0 0 0 0 11 16 0.00 0.000																					

Chicago Cubs @ San Diego Padres  
Qualcomm Stadium, San Diego, CA  
Thu May 02 2002, 5:05 PM EDT  
Att. 31,651 - Sunny - 68 F

livebaseballscorecards.com

AB 30  
R 6  
H 7  
RBI 6  
BB 2  
SO 7  
LOB 4





Batter	1	2	3	4	5	6	7	8	9	AB	R	H	RBI	BB	SO	LOB
D'Angelo Jimenez, S (1, 4) OBP: 0.333, SLG: 0.366	4-2 FC4 BB		2-0 G3-1			2-2 F7 SF8 2B		1-3 K		3	1	1	0	1	1	1
Mark Kotsay, L (1, 8) OBP: 0.343, SLG: 0.402	2-2 FC4 1-2f		2-3 K			3-2 F7		4-1 BB		3	0	0	0	1	1	3
Ryan Klesko, L (1, 9) OBP: 0.409, SLG: 0.527	1-1 L7					2-2 SF8		1-2 F7		2	0	0	1	1	0	2
Phil Nevin, R (1, 3) OBP: 0.391, SLG: 0.495	3-1 F9					2-1 G6-3				4	0	0	0	0	1	2
Ray Lankford, L (1, 7) OBP: 0.291, SLG: 0.286		2-0 F8				4-2 BB				1	0	0	0	1	0	0
Bubba Trammell, R (7, PH) OBP: 0.350, SLG: 0.300						1-2 BB				1	0	1	0	1	0	0
Sean Burroughs, L (1, 5) OBP: 0.302, SLG: 0.369		1-3 K				1-1 F8-5				4	0	0	0	0	1	4
Deivi Cruz, R (1, 6) OBP: 0.273, SLG: 0.432		0-0 F9				1-1 2B				3	0	1	0	0	0	1
Matt DeWitt, R (8, 1)										0	0	0	0	0	0	0
Mark Sweeney, L (9, PH) OBP: 0.353, SLG: 0.154										0	0	0	0	1	0	0
Tom Lampkin, L (1, 2) OBP: 0.238, SLG: 0.278			1-2 G3-1 SH3 1B			1-1 G3				2	0	1	0	0	0	0
Javier Cardona, R (7, PH) OBP: 0.143, SLG: 0.115						2-3 K				1	0	0	0	0	1	1
Ramón Vázquez, L (9, PH) OBP: 0.208, SLG: 0.167										1	0	0	0	0	0	2
Brett Tomko, R (1, 1) OBP: 0.214, SLG: 0.286			0-0 SH3			2-3 K				1	0	0	0	0	1	0
Jason Boyd, R (6, 1)										0	0	0	0	0	0	0
Cesar Crespo, S (8, 6) OBP: 0.167, SLG: 0.333			1-2							1	0	0	0	0	0	0

Inning Stats	R: 0	H: 0	E: 0	K: 0	S: 11	R: 0	H: 0	E: 0	K: 1	S: 6	R: 0	H: 1	E: 0	K: 1	S: 9	R: 0	H: 0	E: 0	K: 0	S: 7	R: 0	H: 1	E: 0	K: 1	S: 7	R: 1	H: 1	E: 0	K: 0	S: 12	R: 0	H: 1	E: 0	K: 1	S: 11	R: 0	H: 0	E: 0	K: 1	S: 8	R: 0	H: 0	E: 0	K: 1	S: 8	R: 0	H: 0	E: 0	K: 1	S: 8
	LOB: 1	BB: 1	P: 21	LOB: 0	BB: 0	P: 9	LOB: 1	BB: 2	P: 14	LOB: 0	BB: 0	P: 11	LOB: 0	BB: 0	P: 11	LOB: 0	BB: 0	P: 17	LOB: 1	BB: 0	P: 17	LOB: 1	BB: 0	P: 17	LOB: 0	BB: 0	P: 21	LOB: 1	BB: 0	P: 17	LOB: 1	BB: 0	P: 17	LOB: 1	BB: 1	P: 14	LOB: 1	BB: 1	P: 14	LOB: 2	BB: 2	P: 22	LOB: 2	BB: 2	P: 22					
	1B: 1	2B: 4	3B: 0	HR: 0	SF: 1	SAC: 1	DP: 1	HBP: 0	WP: 0	PA: 35	1B: 1	2B: 4	3B: 0	HR: 0	SF: 1	SAC: 1	DP: 1	HBP: 0	WP: 0	PA: 35	1B: 1	2B: 4	3B: 0	HR: 0	SF: 1	SAC: 1	DP: 1	HBP: 0	WP: 0	PA: 35	1B: 1	2B: 4	3B: 0	HR: 0	SF: 1	SAC: 1	DP: 1	HBP: 0	WP: 0	PA: 35	1B: 1	2B: 4	3B: 0	HR: 0	SF: 1	SAC: 1	DP: 1	HBP: 0	WP: 0	PA: 35
PITCHER	IP	WLS	BF	H	R	ER	SO	BB	IBB	HBP	BLK	WP	HR	S	P	ERA	WHIP																																	
34 Kerry Wood, R ERA: 3.18	(1, 1)	6.0	22	3	1	1	3	3	0	0	0	0	0	52	93	1.50	1.000																																	
Jeff Fassero, L ERA: 7.82	(7, 1)	1.0	4	1	0	0	1	0	0	0	0	0	0	11	17	0.00	1.000																																	
Joe Borowski, R ERA: 1.86	(8, 1)	2.0	9	0	0	0	2	3	0	0	0	0	0	16	36	0.00	1.500																																	

BOTTOM

Chicago Cubs @ San Diego Padres  
Qualcomm Stadium, San Diego, CA

Thu May 02 2002, 5:05 PM EDT  
Att: 31,651 - Sunny - 68 F

livebaseballscorecards.com

AB	27
R	1
H	4
RBI	1
BB	6
SO	6
LOB	16



Batter	1	2	3	4	5	6	7	8	9	AB R H RBI BB SO LOB	TOP																							
Abraham Nunez, S OBP: 0.278, SLG: 0.286 (1, 4)	2-2 2B	4-2 HR		1-2 G1-3		1-0 G6-3		0-0 G4-3		4 2 1 0 1 0 0																								
Rob Mackowiak, L OBP: 0.250, SLG: 0.425 (1, 5) (7, 9)	1-3 K	1-1 HR		3-2 1B		0-0 F8		0-0 B1		5 1 2 2 0 1 1																								
Brian Giles, L OBP: 0.409, SLG: 0.592 (1, 7)	4-0 2B G1-3	1-0 G3-6 1B		2-1 G6-4-3 1B		1-1 G6-4-3 1B		1-3 K		4 1 3 0 1 1 0																								
Craig Wilson, R OBP: 0.283, SLG: 0.250 Mike Williams, R (9, 1)	1-1 G1-3 2B	2-3 K		2-2 G6-4-3		0-0 G6-4-3		0-3 K		5 1 1 1 0 2 4 0 0 0 0 0 0 0																								
Armando Rios, L OBP: 0.318, SLG: 0.299 Mike Benjamin, R OBP: 0.156, SLG: 0.133 (1, 9) (7, PR) (7, 5)	2-1 G1-3	0-2 G3-6			0-1 G3		0-1 1B			4 0 1 2 0 0 1 0 0 0 0 0 0 0																								
18 Jason Kendall, R OBP: 0.345, SLG: 0.293 (1, 2)	4-0 BB			2-2 G5-3		0-0 F8		1-1 1B		3 0 1 0 1 0 0																								
Adrian Brown, S OBP: 0.305, SLG: 0.315 (1, 8)	4-0 1-2 BB			4-0 2S BB		1-2 FC6-4 1B		0-2 P6		2 0 1 0 2 0 2																								
2 Jack Wilson, R OBP: 0.298, SLG: 0.286 (1, 6)	1-2 F2			3-1 F8		2-0 FC6-4		1-3 K		4 0 0 0 0 1 4																								
Kip Wells, R OBP: 0.154, SLG: 0.385 Scott Sauerbeck, R (8, 1) Mike Fetters, R (8, 1) Kevin Young, R OBP: 0.306, SLG: 0.324 (9, 3)		0-1 HR		1-3 K		0-0 G5-3		0-3 K2-3		4 1 1 1 0 2 1 0																								
<b>Inning Stats</b>	R: 3 E: 0 K: 1 S: 13	H: 2 LOB: 2 BB: 3 P: 32	R: 3 E: 0 K: 1 S: 14	H: 3 LOB: 0 BB: 1 P: 22	R: 0 E: 0 K: 1 S: 8	H: 0 LOB: 1 BB: 1 P: 18	R: 0 E: 0 K: 0 S: 13	H: 2 LOB: 1 BB: 0 P: 21	R: 0 E: 0 K: 0 S: 7	H: 1 LOB: 1 BB: 0 P: 10	R: 0 E: 0 K: 0 S: 3	H: 0 LOB: 0 BB: 0 P: 4	R: 0 E: 0 K: 0 S: 10	H: 3 LOB: 2 BB: 0 P: 12	R: 0 E: 0 K: 2 S: 7	H: 0 LOB: 0 BB: 0 P: 8	R: 0 E: 0 K: 2 S: 8	H: 0 LOB: 0 BB: 0 P: 9	1B: 7 2B: 2 3B: 0 HR: 2	SF: 0 SAC: 0 DP: 3 HBP: 0	WP: 0 PB: 0 SB: 1 CS: 0	PA: 40												
<b>PITCHER</b>	IP WLS BF H R ER SO BB IBB HBP BLK WP HR S P ERA WHIP																			<b>PITCHER</b>	IP WLS BF H R ER SO BB IBB HBP BLK WP HR S P ERA WHIP													
Ben Howard, R ERA: 10.5 (1, 1)	1.0 L	11 4	6 6	1 1	3 3	1 0	0 0	0 0	0 0	0 0	0 0	0 0	20 55	44 83	54.00 0.00	7.000 1.143																		
Brian Tollberg, R ERA: 6.63 (2, 1)	7.0	26 7	0 0	4 4	1 1	0 0	0 0	0 0	0 0	0 0	0 0	0 0	8 8	9 9	0.00 0.000	0.000																		
Alan Embree, L ERA: 1.86 (9, 1)	1.0	3 0	0 0	2 2	0 0	0 0	0 0	0 0	0 0	0 0	0 0	0 0	0 0	0 0	0.00 0.000	0.000																		

Pittsburgh Pirates @ San Diego Padres  
Qualcomm Stadium, San Diego, CA

AB	35
R	6
H	11
RBI	6
BB	5
SO	7
LOB	13



Fri May 03 2002, 10:05 PM EDT  
Att. 20,312 - Sunny - 63 F

livebaseballscorecards.com

Batter	1	2	3	4	5	6	7	8	9	AB R H RBI BB SO LOB
D'Angelo Jimenez, S (1, 4) OBP: 0.325, SLG: 0.357 Ramon Vazquez, L (8, 4) OBP: 0.218, SLG: 0.184	2-3 K		1-1 G6-3			2-0 G4-3		1-1 SF8	3-2 DI 1B	3 0 0 0 0 1 1 1 0 1 1 0 0 0
Mark Kotsay, L (1, 8) OBP: 0.363, SLG: 0.411	2-0 1B			1-0 G3		4-2 1B BB		2-2 BB 1B	4-2 BB	3 1 2 0 2 0 0
Ryan Klesko, L (1, 9) OBP: 0.409, SLG: 0.513	2-3 K		1-1 G6-3			0-2 FC4-6 1B		4-0 E 1B SF9	0-3 K	4 1 1 0 1 2 3
Phil Nevin, R (1, 3) OBP: 0.387, SLG: 0.486	0-3 K			2-1 F8		2-2 FC4-6		0-0 E8 BB 1B		4 0 1 2 0 1 3
Ray Lankford, L (1, 7) OBP: 0.288, SLG: 0.275		1-1 E6 G4-6-3			4-0 FC6-4 BB		0-0 F8	3-0 SF9		2 0 0 1 1 0 0
Sean Burroughs, L (1, 5) OBP: 0.300, SLG: 0.356		1-0 G4-6-3		2-2 FC6-4		0-0 G3		4-1 BB		3 0 0 0 1 0 2
Deivi Cruz, R (1, 6) OBP: 0.259, SLG: 0.410		0-1 G6-3		0-2 F7		1-0 F8		1-3 K		4 0 0 0 0 1 3
Tom Lampkin, L (1, 2) OBP: 0.239, SLG: 0.276			1-1 F9		3-1 F5			1-2 2B SF8 1B	2-2 F7	4 1 1 0 0 0 1
Ben Howard, R (1, 1)										
Brian Tollberg, R (2, 1) OBP: 0.154, SLG: 0.231 Mark Sweeney, L (8, PH) OBP: 0.389, SLG: 0.286 Alan Embree, L (9, 1) Cesar Crespo, S (9, PH) OBP: 0.143, SLG: 0.286			0-0 G6-3 1B			0-3 K		2-1 1B BB 2B	2-3 K	0 0 0 0 0 0 0 2 0 1 0 0 1 0 1 1 1 0 0 0 0 0 0 0 0 0 0 0 1 0 0 0 0 1 0

Inning Stats	R: 0 E: 0 K: 3 S: 13	H: 1 LOB: 1 BB: 0 P: 19	R: 0 E: 1 K: 0 S: 5	H: 0 LOB: 0 BB: 0 P: 7	R: 0 E: 0 K: 0 S: 5	H: 1 LOB: 0 BB: 0 P: 7	R: 0 E: 0 K: 0 S: 5	H: 0 LOB: 0 BB: 0 P: 9	R: 0 E: 0 K: 0 S: 9	H: 0 LOB: 1 BB: 1 P: 18	R: 0 E: 0 K: 1 S: 12	H: 1 LOB: 2 BB: 1 P: 20	R: 0 E: 0 K: 0 S: 3	H: 0 LOB: 0 BB: 0 P: 4	R: 4 E: 1 K: 1 S: 16	H: 4 LOB: 2 BB: 2 P: 34	R: 0 E: 0 K: 2 S: 17	H: 1 LOB: 2 BB: 1 P: 28	1B: 7 2B: 1 3B: 0 HR: 0	SF: 2 SAC: 0 DP: 2 HBP: 0
--------------	-------------------------------	----------------------------------	------------------------------	---------------------------------	------------------------------	---------------------------------	------------------------------	---------------------------------	------------------------------	----------------------------------	-------------------------------	----------------------------------	------------------------------	---------------------------------	-------------------------------	----------------------------------	-------------------------------	----------------------------------	----------------------------------	------------------------------------

PITCHER	IP	WLS	BF	H	R	ER	SO	BB	IBB	HBP	BLK	WP	HR	S	P	ERA	WHIP
Kip Wells, R (1, 1) ERA: 4.5	7.1	W	28	5	2	2	4	2	0	0	0	0	0	59	95	2.46	0.955
Scott Sauerbeck, L (8, 1) ERA: 3.48	0.0		2	1	0	0	0	1	0	0	0	0	0	3	9	∞	∞
Mike Fetters, R (8, 1) ERA: 1.93	0.2	H	4	1	2	1	1	1	0	0	0	0	0	6	14	13.50	3.000
Mike Williams, R (9, 1) ERA: 0.75	1.0	S	5	1	0	0	2	1	0	0	0	0	0	17	28	0.00	2.000

**BOTTOM**

**Pittsburgh Pirates @ San Diego Padres**  
Qualcomm Stadium, San Diego, CA

livebaseballscorecards.com

<b>AB</b>	<b>32</b>
<b>R</b>	<b>4</b>
<b>H</b>	<b>8</b>
<b>RBI</b>	<b>4</b>
<b>BB</b>	<b>5</b>
<b>SO</b>	<b>7</b>
<b>LOB</b>	<b>13</b>



WP	PA
0	39
0	
0	
0	

Fri May 03 2002, 10:05 PM EDT  
Att. 20,312 - Sunny - 63 F

Batter	1	2	3	4	5	6	7	8	9	AB R H RBI BB SO LOB	TOP	
Abraham Nunez, S (1, 4) OBP: 0.289, SLG: 0.313	0-0 2B		0-1 G4-6-3 1-2f			2-1 G3		1-1 FC5-4 1B		4 0 2 0 0 0 1		
Rob Mackowiak, L (1, 5) OBP: 0.250, SLG: 0.429	2-3 K			2-3 K		2-1 WP 2B		0-1 FC5-4 1-2f		4 0 1 0 0 2 2		
Brian Giles, L (1, 7) OBP: 0.413, SLG: 0.577	1-0 P4			4-1 E S BB		4-1 2-3 BB		3-3 K		2 0 0 0 2 1 2		
Armando Rios, L (1, 9) OBP: 0.315, SLG: 0.309	0-3 K			2-3 K 1-3		0-1 F7			2-2 1B 2B	4 0 1 0 0 2 4		
Kevin Young, R (1, 3) OBP: 0.292, SLG: 0.307			0-1 P3		2-3 K 1-3	2-2 G1-3			0-3 K	4 0 0 0 0 2 4		
18 Jason Kendall, R (1, 2) OBP: 0.352, SLG: 0.304			2-1 P6			1-1 1B			1-2 1B	4 0 2 0 0 0 0		
Adrian Brown, S (1, 8) OBP: 0.303, SLG: 0.305			1-3 K			1-2 F7		4-2 G5-4-3 BB	1-0 L6	3 0 0 0 1 1 3		
2 Jack Wilson, R (1, 6) OBP: 0.287, SLG: 0.275 Brian Boehringer, S (7, 1) Aramis Ramirez, R (9, PH) OBP: 0.400, SLG: 0.489			1-3 K			3-1 F5		1-2 G5-4-3 1-2f	0-3 K	3 0 0 0 0 1 2 0 0 0 0 0 0 0 1 0 0 0 0 1 2		
Jimmy Anderson, L (1, 1) OBP: 0.385, SLG: 0.385 Mike Benjamin, R (7, 6) OBP: 0.152, SLG: 0.129			1-1 G4-6-3 1B			2-3 K			1-3 K	2 0 1 0 0 1 1 1 0 0 0 0 1 0		
Inning Stats	R: 0 E: 0 K: 2 S: 9 H: 1 LOB: 1 BB: 0 P: 12	R: 0 E: 0 K: 1 S: 7 H: 0 LOB: 0 BB: 0 P: 10	R: 0 E: 0 K: 1 S: 7 H: 1 LOB: 0 BB: 0 P: 9	R: 0 E: 0 K: 3 S: 11 H: 0 LOB: 1 BB: 1 P: 21	R: 0 E: 0 K: 1 S: 10 H: 1 LOB: 1 BB: 0 P: 17	R: 0 E: 0 K: 0 S: 11 H: 1 LOB: 2 BB: 1 P: 21	R: 0 E: 0 K: 0 S: 8 H: 0 LOB: 0 BB: 1 P: 13	R: 0 E: 0 K: 2 S: 10 H: 1 LOB: 1 BB: 0 P: 15	R: 0 E: 0 K: 2 S: 13 H: 2 LOB: 2 BB: 0 P: 17	1B: 4 2B: 3 3B: 0 HR: 0 SF: 0 SAC: 0 DP: 2 HBP: 0	WP: 1 PB: 0 SB: 1 CS: 0 PA: 35	
PITCHER	IP WLS BF H R ER SO BB IBB HBP BLK WP HR S P ERA WHIP											
Kevin Jarvis, R (1, 1) ERA: 2.45	5.1 W 21 4 0 0 8 2 0 0 0 1 0 49 82 0.00 1.125											
Steve Reed, R (6, 1) ERA: 1.5	1.2 H 5 0 0 0 0 1 0 0 0 0 0 14 21 0.00 0.600											
Jeremy Fikac, R (8, 1) ERA: 1.88	1.0 H 4 1 0 0 2 0 0 0 0 0 0 10 15 0.00 1.000											
Trevor Hoffman, R (9, 1) ERA: 1.64	1.0 S 5 2 0 0 2 0 0 0 0 0 0 13 17 0.00 2.000											

Pittsburgh Pirates @ San Diego Padres  
Qualcomm Stadium, San Diego, CA  
Sat May 04 2002, 10:05 PM EDT  
Att. 36,972 - Sunny - 64 F

livebaseballscorecards.com

AB	32
R	0
H	7
RBI	0
BB	3
SO	12
LOB	21



Batter	1	2	3	4	5	6	7	8	9	AB	R	H	RBI	BB	SO	LOB	BOTTOM			
<b>D'Angelo Jimenez, S</b> <small>(1, 4) OBP: 0.331, SLG: 0.361</small>	1-0 G6-3		1-2 G1-6-3	2-2 1B			0-1 1B			4	0	2	0	0	0	1	<b>Pittsburgh Pirates @ San Diego Padres</b> Qualcomm Stadium, San Diego, CA Sat May 04 2002, 10:05 PM EDT Att: 36,972 - Sunny - 64 F			
<b>Trenidad Hubbard, R</b> <small>(1, 8) OBP: 0.296, SLG: 0.273</small>	1-1 G5-3		4-2 2B BB	3-3 K			0-1 F8			3	1	0	0	1	1	3				
<b>Phil Nevin, R</b> <small>(1, 3) OBP: 0.390, SLG: 0.491</small>	4-1 FC5 1B BB		3-1 1-H HR 2B			0-3 K	1-2 F9			3	1	1	1	1	1	1				
<b>Ryan Klesko, L</b> <small>(1, 9) OBP: 0.412, SLG: 0.549</small>	0-0 FC5 1B		1-2 2-H HR			3-2 G4-3	1-0 F8			4	1	2	2	0	0	1				
<b>Bubba Trammell, R</b> <small>(1, 7) OBP: 0.359, SLG: 0.333</small>	3-0 FC5 1-2 2-3f		0-0 1B			1-1 2B	1-2 G6-3			4	0	2	0	0	0	2				
<b>Deivi Cruz, R</b> <small>(1, 6) OBP: 0.250, SLG: 0.395</small>		0-1 G6-3	1-1 G1-3			2-2 G5-3	3-2 F7			3	0	0	0	0	0	2				
<b>Steve Reed, R</b> <small>(6, 1)</small>										0	0	0	0	0	0	0				
<b>Jeremy Fikac, R</b> <small>(8, 1)</small>										0	0	0	0	0	0	0				
<b>Mark Sweeney, L</b> <small>(8, PH) OBP: 0.368, SLG: 0.267</small>										1	0	0	0	0	0	0				
<b>Trevor Hoffman, R</b> <small>(9, 1)</small>										0	0	0	0	0	0	0				
<b>Cesar Crespo, S</b> <small>(1, 5) OBP: 0.182, SLG: 0.200</small>		1-0 G5-3		4-1 G6-4-3 BB		X 0-0 B5-3	0-3 K			3	0	0	0	1	1	0				
<b>Javier Cardona, R</b> <small>(1, 2) OBP: 0.129, SLG: 0.103</small>		1-0 G1-3		0-0 G6-4-3 1-2f		C 0-1 F9				3	0	0	0	0	0	1				
<b>Kevin Jarvis, L</b> <small>(1, 1) OBP: 0.444, SLG: 0.375</small>			0-1 G1-6-3 1B	3-1 1B		2-3 K2-3				2	0	2	0	0	0	0				
<b>Ramón Vázquez, L</b> <small>(6, 6) OBP: 0.214, SLG: 0.180</small>										1	0	0	0	0	1	0				
<b>Inning Stats</b>	R: 0 E: 0 K: 0 S: 6	H: 1 LOB: 2 BB: 1 P: 15	R: 0 E: 0 K: 0 S: 4	H: 0 LOB: 0 BB: 0 P: 6	R: 3 E: 0 K: 0 S: 16	H: 4 LOB: 1 BB: 1 P: 26	R: 0 E: 0 K: 1 S: 13	H: 2 LOB: 2 BB: 1 P: 25	R: 0 E: 0 K: 1 S: 13	H: 1 LOB: 1 BB: 0 P: 19	R: 0 E: 0 K: 1 S: 6	H: 0 LOB: 0 BB: 0 P: 8	R: 0 E: 0 K: 0 S: 8	H: 1 LOB: 1 BB: 0 P: 10	R: 0 E: 0 K: 1 S: 9	H: 0 LOB: 0 BB: 0 P: 13	1B: 6 2B: 2 3B: 0 HR: 1	SF: 0 SAC: 0 DP: 2 HBP: 0	WP: 0 PB: 0 SB: 0 CS: 0	PA: 34
<b>PITCHER</b>	IP WLS BF H R ER SO	IP WLS BF H R ER SO	IP WLS BF H R ER SO	IP WLS BF H R ER SO	IP WLS BF H R ER SO	IP WLS BF H R ER SO	IP WLS BF H R ER SO	IP WLS BF H R ER SO	IP WLS BF H R ER SO	IP WLS BF H R ER SO	IP WLS BF H R ER SO	IP WLS BF H R ER SO	IP WLS BF H R ER SO	IP WLS BF H R ER SO	IP WLS BF H R ER SO	IP WLS BF H R ER SO	ERA WHIP	ERA WHIP		
<b>Jimmy Anderson, L</b> <small>(1, 1) ERA: 5.77</small>	6.0 L 27 8 3 3 3																4.50	1.833		
<b>Brian Boehringer, R</b> <small>(7, 1) ERA: 2.3</small>	2.0 7 1 0 0 1 0																0.00	0.500		

<b>AB</b>	<b>31</b>
<b>R</b>	<b>3</b>
<b>H</b>	<b>9</b>
<b>RBI</b>	<b>3</b>
<b>BB</b>	<b>3</b>
<b>SO</b>	<b>4</b>
<b>LOB</b>	<b>11</b>



WP: 0	PA: 34
PB: 0	
SB: 0	
CS: 0	

Batter	1	2	3	4	5	6	7	8	9	AB R H RBI BB SO LOB	TOP											
Rob Mackowiak, L (1, 8) OBP: 0.250, SLG: 0.432	1-2 E3 FC4-6	1-1 2B			0-0 G4-3		1-0 G4-3			4 0 1 1 0 0 0												
Pokey Reese, R (1, 4) OBP: 0.367, SLG: 0.386	1-2 FC4-6 G4-6-3	4-2 BB			0-2 G4-3			1-1 G6-3		3 0 0 0 1 0 1												
Brian Giles, L (1, 7) OBP: 0.406, SLG: 0.561	0-1 G4-6-3	2-3 BB			0-0 G2-3			0-1 BB 18 FC6-4 1B		4 1 1 0 0 1 4												
Armando Rios, L (1, 9) Mike Fetters, R (8, 1)		2-1 2B 18 G6-3 1B	1-3 K		0-3 K			0-1 BB 18 E 1B		4 2 2 0 0 2 0 0 0 0 0 0 0 0												
Craig Wilson, R (1, 3) OBP: 0.316, SLG: 0.280		0-0 1B SF9 2B	1-3 K		2-2 18 1B HBP			4-1 18 FC6-4 BB		2 1 1 0 1 1 0												
18 Jason Kendall, R (1, 2) OBP: 0.347, SLG: 0.301		0-2 G6-3	2-1 G3		1-2 G4-6-3 1B			0-1 FC6-4		4 0 1 2 0 0 2												
Keith Osik, R (1, 5) Joe Beimel, L (6, 1) Adrian Brown, S (8, PH) OBP: 0.300, SLG: 0.302		1-1 1B 2B 1B		2-3 K		0-1 G4-6-3		1-1 2-6	1-3 K	3 1 1 0 0 1 2 0 0 0 0 0 0 0 1 0 0 0 0 1 0	AB 32 R 5 H 9 RBI 4 BB 2 SO 9 LOB 10											
Mike Benjamin, R (1, 6) OBP: 0.162, SLG: 0.147		0-1 SF9		0-1 CS 1B		2-2 G5-3			1-2 F8	3 0 1 1 0 0 0												
Sean Lowe, R (1, 1) Mike Lincoln, R (4, 1) Abraham Nunez, S (6, 6) OBP: 0.167, SLG: 0.167		1-0 2B 1B		1-3 K		2-3 K			2-3 K	2 0 1 0 0 1 1 0 0 0 0 0 0 0 2 0 0 0 0 2 0												
<b>Inning Stats</b>	R: 0 E: 1 K: 0 S: 11	H: 0 LOB: 0 BB: 0 P: 13	R: 3 E: 0 K: 1 S: 19	H: 5 LOB: 3 BB: 1 P: 30	R: 0 E: 0 K: 2 S: 11	H: 0 LOB: 0 BB: 0 P: 15	R: 0 E: 0 K: 2 S: 8	H: 1 LOB: 0 BB: 0 P: 11	R: 0 E: 0 K: 0 S: 5	H: 0 LOB: 0 BB: 0 P: 5	R: 0 E: 0 K: 1 S: 12	H: 1 LOB: 1 BB: 0 P: 15	R: 0 E: 0 K: 1 S: 7	H: 0 LOB: 0 BB: 0 P: 12	R: 2 E: 1 K: 0 S: 10	H: 2 LOB: 1 BB: 1 P: 16	R: 0 E: 0 K: 2 S: 9	H: 0 LOB: 0 BB: 0 P: 13	1B: 7 2B: 2 3B: 0 HR: 0	SF: 1 SAC: 0 DP: 2 HBP: 1	WP: 0 PB: 0 SB: 0 CS: 1	PA: 36
<b>PITCHER</b>	IP WLS BF H R ER SO BB IBB HBP BLK WP HR S P ERA WHIP																			ERA WHIP		
Brian Lawrence, R (1, 1) ERA: 2.52	7.1 W 31 9 5 4 7 1 0 1 0 0 0 79 108 4.91 1.364																					
Jeremy Fikac, R (8, 1) ERA: 1.8	0.2 H 3 0 0 0 0 1 0 0 0 0 0 4 9 0.00 1.500																					
Trevor Hoffman, R (9, 1) ERA: 1.5	1.0 S 3 0 0 0 2 0 0 0 0 0 0 9 13 0.00 0.000																					

Pittsburgh Pirates @ San Diego Padres  
Qualcomm Stadium, San Diego, CA  
Sun May 05 2002, 5:00 PM EDT  
Att. 27,399 - Sunny - 72 F

livebaseballscorecards.com



Batter	1	2	3	4	5	6	7	8	9	AB	R	H	RBI	BB	SO	LOB
D'Angelo Jimenez, S OBP: 0.341, SLG: 0.366 (1, 4)	4-0 G3-1 BB	2-2 3-H 1B		3-2 1B 1B	0-0 L7		2-2 E6 CS			4	1	2	1	1	0	2
Sean Burroughs, L OBP: 0.295, SLG: 0.348 (1, 5)	2-2 G3-1 1-2	0-0 L6		1-1 1B SF9 1B	1-1 FC6 1-2f		3-2 CS 1-2	1-1 G6-3		5	1	1	0	0	0	4
Ryan Klesko, L OBP: 0.422, SLG: 0.563 Trevor Hoffman, R (9, 1)	3-1 FC4 1B		3-1 1B SF9 2B	0-1 1B 1-2 2-H 1B		2-2 G4-3		2-2 F7		5	1	3	1	0	0	0
Phil Nevin, R OBP: 0.398, SLG: 0.496 (1, 3)	3-0 FC4 1-2f		1-0 BB 1B	0-2 1B 1-2 2-3 1B		1-2 FC5 WP 1B		0-1 F7		5	0	3	0	0	0	1
Bubba Trammell, R OBP: 0.368, SLG: 0.327 (9, 9)		4-0 1B 3B BB	1-1 F3	1-0 SF9		4-1 FC5 BB				1	1	0	1	2	0	2
Ray Lankford, L OBP: 0.302, SLG: 0.278 (9, 7)		1-0 3B 1B	4-2 BB	1-1 G4-3		3-2 F7				3	1	1	0	1	0	4
Deivi Cruz, R OBP: 0.250, SLG: 0.405 (1, 6)		2-3 K	1-0 SF9		3-2 2B	1-1 FC5				3	0	1	1	0	1	4
Tom Lampkin, L OBP: 0.254, SLG: 0.311 (1, 2)		1-0 1B 3B	2-3 K		4-2 FC6 BB		3-3 K			3	1	1	2	1	2	2
Brian Lawrence, R OBP: 0.250, SLG: 0.235 Jeremy Fikac, R Mark Kotsay, L OBP: 0.363, SLG: 0.411 (8, 1) (9, 8)		1-2 L5		2-2 G5-3	0-3 K		1-3 K			4	0	0	0	0	2	3
										0	0	0	0	0	0	0
										0	0	0	0	0	0	0

Inning Stats	R: 0	H: 1	E: 0	LOB: 1	K: 0	BB: 1	S: 7	R: 3	H: 3	E: 0	LOB: 1	K: 1	BB: 1	S: 14	R: 1	H: 2	E: 0	LOB: 2	K: 1	BB: 1	S: 11	R: 2	H: 4	E: 0	LOB: 2	K: 0	BB: 0	S: 16	R: 0	H: 1	E: 0	LOB: 2	K: 1	BB: 1	S: 13	R: 0	H: 1	E: 0	LOB: 2	K: 0	BB: 1	S: 13	R: 0	H: 0	E: 1	LOB: 0	K: 2	BB: 0	S: 18	R: 0	H: 0	E: 0	LOB: 0	K: 0	BB: 0	S: 8	R: 0	H: 0	E: 0	LOB: 0	K: 0	BB: 0	S: 11
PITCHER	IP	WLS	BF	H	R	ER	SO	BB	IBB	HBP	BLK	WP	HR	S	P	ERA	WHIP																																														
Sean Lowe, R ERA: 7.71 (1, 1)	3.1	L	20	8	6	6	2	3	0	0	0	0	0	40	80	16.20	3.300																																														
Mike Lincoln, R ERA: 0.61 (4, 1)	2.0		12	4	0	0	1	2	0	0	0	1	0	28	45	0.00	3.000																																														
Joe Beimel, L ERA: 1.64 (6, 1)	1.2		5	0	0	0	2	0	0	0	0	0	0	24	37	0.00	0.000																																														
Mike Fetters, R ERA: 1.74 (8, 1)	1.0		3	0	0	0	0	0	0	0	0	0	0	8	11	0.00	0.000																																														

**BOTTOM**

**Pittsburgh Pirates @ San Diego Padres**  
Qualcomm Stadium, San Diego, CA

Sun May 05 2002, 5:00 PM EDT  
Att. 27,399 - Sunny - 72 F

livebaseballscorecards.com

AB	33
R	6
H	12
RBI	6
BB	5
SO	5
LOB	22



WP	PA	ERA	WHIP
1	41		
0			
0			
1			

Batter	1	2	3	4	5	6	7	8	9	AB	R	H	RBI	BB	SO	LOB	TOP									
D'Angelo Jimenez, S OBP: 0.333, SLG: 0.357 Cesar Crespo, S OBP: 0.231, SLG: 0.182	1-0 F8		1-3 K		0-3 K		4-0 BB E FC6-4 BB	2-2 F8		3	0	0	0	0	2	1										
Mark Kotsay, L OBP: 0.362, SLG: 0.402 Trenidad Hubbard, R OBP: 0.310, SLG: 0.292	4-2 CS BB		0-0 F7		1-3 K		2-2 E8 FC6-4 BB 1-2 2-H 1B		1-0 G6-3	2	0	0	0	1	1	1										
Ryan Klesko, L OBP: 0.429, SLG: 0.578 Bubba Trammell, R OBP: 0.386, SLG: 0.393	3-3 K			0-0 BB BB 1B		0-0 1B 2B	4-1 FC6-4 BB 1-2 2-3		1-2 HR	3	1	2	0	0	1	1										
Phil Nevin, R OBP: 0.389, SLG: 0.483 Mark Sweeney, L OBP: 0.333, SLG: 0.235		1-0 F7		2-0 F8		0-3 K	2-1 FC6-4		0-0 F8	3	0	0	0	0	1	2										
Ray Lankford, L OBP: 0.328, SLG: 0.286 Jason Boyd, R Steve Reed, R		4-2 SH1-3 BB		4-2 BB BB 1-2		1-0 1B 2-H	1-1 F5		2-3 K	2	0	1	1	2	0	2										
Sean Burroughs, L OBP: 0.286, SLG: 0.337		1-0 SH1-3		2-2 F7		1-1 F8		0-1 G1		3	0	0	0	0	0	3										
Ramón Vázquez, L OBP: 0.233, SLG: 0.189		1-2 F8		4-0 BB 1-2 2-3		3-3 K		1-0 1B 1B		3	0	1	0	1	1	2										
Tom Lampkin, L OBP: 0.260, SLG: 0.333 Javier Cardona, R OBP: 0.152, SLG: 0.129			2-2 2B	1-1 F7		1-1 1B E 1B	1-1 L5		1-1 1B	2	0	1	0	0	0	3										
Bobby Jones, R Ben Howard, R Deivi Cruz, R OBP: 0.258, SLG: 0.412			0-3 K		1-1 F7		1-1 F9	2-1 1B		0	0	0	0	0	0	0										
<b>Inning Stats</b>	R: 0 E: 0 K: 1 S: 9	H: 0 LOB: 1 BB: 1 P: 17	R: 0 E: 0 K: 0 S: 8	H: 0 LOB: 1 BB: 1 P: 15	R: 0 E: 0 K: 2 S: 10	H: 1 LOB: 1 BB: 0 P: 13	R: 0 E: 0 K: 0 S: 12	H: 1 LOB: 3 BB: 2 P: 25	R: 0 E: 0 K: 2 S: 9	H: 0 LOB: 0 BB: 0 P: 11	R: 1 E: 0 K: 2 S: 11	H: 2 LOB: 1 BB: 0 P: 16	R: 2 E: 1 K: 0 S: 13	H: 2 LOB: 2 BB: 2 P: 28	R: 0 E: 0 K: 0 S: 10	H: 2 LOB: 2 BB: 0 P: 16	R: 1 E: 0 K: 1 S: 8	H: 1 LOB: 0 BB: 0 P: 12	1B: 6 2B: 3 3B: 0 HR: 1	SF: 0 SAC: 1 DP: 1 HBP: 0	WP: 0 PB: 0 SB: 0 CS: 1	PA: 41				
<b>PITCHER</b>	IP	WLS	BF	H	R	ER	SO	BB	IBB	HBP	BLK	WP	HR	S	P	ERA	WHIP									
Ryan Dempster, R ERA: 4.22	(1, 1)	6.1	W	29	6	3	3	7	5	0	0	0	0	0	67	113	4.26	1.737								
Blaine Neal, R ERA:	(7, 1)	0.2		3	0	0	0	1	0	0	0	0	0	5	12	0.00	1.500									
Vic Darensbourg, L ERA: 3.55	(8, 1)	2.0		9	3	1	1	1	0	0	0	0	1	18	28	4.50	1.500									

San Diego Padres @ Florida Marlins  
Pro Player Stadium, Miami, FL  
Tue May 07 2002, 7:05 PM EDT  
Att. 6,098 - Sunny - 83 F

livebaseballscorecards.com

AB	34
R	4
H	9
RBI	3
BB	6
SO	8
LOB	22





Batter	1	2	3	4	5	6	7	8	9	AB	R	H	RBI	BB	SO	LOB
Luis Castillo, S OBP: 0.343, SLG: 0.320 Marty Malloy, L OBP: 0.214, SLG: 0.083	(1, 4) BB F7		4-1 BB 1B BB	1-3 K		0-0 F7		2-0 P4		2	1	0	0	2	1	4
Alex Gonzalez, R OBP: 0.320, SLG: 0.378	(1, 6) BB HBP 2B	1-3 K	3-2 F8	0-3 K			4-1 BB 1B BB		3	2	0	0	1	2	3	
Preston Wilson, R OBP: 0.342, SLG: 0.426	(1, 8) 1-H 2-H 1B 2B	2-2 S 3B 2B	0-1 BB 1B		1-0 G6-3		2-0 P6		5	2	3	2	0	0	1	
Cliff Floyd, L OBP: 0.463, SLG: 0.698 Tim Raines, S OBP: 0.450, SLG: 0.214	(1, 9) 2-H BB G6-3 1B	4-2 3B BB	4-2 FC4-6 BB		0-1 HR		4-1 1B BB		2	3	2	2	2	0	0	
Mike Lowell, R OBP: 0.430, SLG: 0.659 Vic Darenbourg, L OBP: 0.370, SLG: 0.682	(1, 5) G6-3 BB 1B 1B	0-2 F9	1-2 FC4-6		0-3 K		2-2 1B 2-H		5	1	2	1	0	1	5	
Derrek Lee, R OBP: 0.314, SLG: 0.442	(1, 3) 1B G6-3 BB 1B	0-0 1B 3B		4-2 BB 1B BB		0-2 L3		3-3 K		3	2	1	2	2	1	2
Eric Owens, R OBP: 0.306, SLG: 0.414	(1, 7) P4	0-2 PB 1B		4-0 1B BB		0-0 HR		0-3 K		4	1	2	2	1	1	5
Charles Johnson, R OBP: 0.294, SLG: 0.333 Ramon Castro, R OBP: 0.370, SLG: 0.682	(1, 2) G6-3	3-3 K		1-1 1B		2-3 K		3-2 P6		4	0	1	2	0	2	3
Ryan Dempster, R OBP: 0.053, SLG: 0.053 Blaine Neal, L OBP: 0.342, SLG: 0.400	(1, 1) 2-3 3-H 1B		0-1 F5	0-1 F2		0-2 G4-3		2-0 G4-3		1	0	1	1	0	0	2

Inning Stats	R	H	E	K	S	R	H	E	K	S	R	H	E	K	S	R	H	E	K	S	R	H	E	K	S	R	H	E	K	S
	5	4	0	30	49	3	3	0	23	33	0	1	0	13	25	1	1	0	13	23	1	1	0	0	11	10	1	0	12	12

PITCHER	IP	WLS	BF	H	R	ER	SO	BB	IBB	HBP	BLK	WP	HR	S	P	ERA	WHIP
Bobby Jones, R ERA: 5.51	1.2	L	15	6	8	8	1	3	0	1	0	0	0	47	73	43.20	5.400
Ben Howard, R ERA: 9.28	4.2		25	5	4	4	5	6	0	0	0	0	2	53	91	7.71	2.357
Jason Boyd, R ERA: 5.06	1.2		6	1	0	0	2	0	0	0	0	0	0	14	26	0.00	0.600

**BOTTOM**

**San Diego Padres @ Florida Marlins**  
**Pro Player Stadium, Miami, FL**  
 Tue May 07 2002, 7:05 PM EDT  
 Att. 6,098 - Sunny - 83 F

livebaseballscorecards.com

AB	36
R	12
H	12
RBI	12
BB	9
SO	8
LOB	25



WP	0	PA	46
PB	1		
SB	2		
CS	0		

Batter	1	2	3	4	5	6	7	8	9	AB	R	H	RBI	BB	SO	LOB	TOP										
D'Angelo Jimenez, S OBP: 0.329, SLG: 0.346 (1, 4)	3-2 G3	0-0 L8		4-1 BB		0-3 K		2-3 K		4	0	0	0	1	2	6											
Mark Kotsay, L OBP: 0.364, SLG: 0.396 (1, 8)	4-0 WP G4-1 BB	1-1 L9		0-1 F9		2-2 G3-1		2-2 1B		4	0	1	1	1	0	7											
Ryan Klesko, L OBP: 0.418, SLG: 0.589 Alan Embree, L Jeremy Fikac, R (1, 9) (8, 1) (8, 1)	0-1 G4-1		1-0 P4		0-0 F8		2-0 HR	1-0 G3		5	1	1	1	0	0	2											
Phil Nevin, R OBP: 0.390, SLG: 0.500 (1, 3)	4-0 2-3 BB		2-1 F9		1-0 G5-3		3-2 HR		2-2 F8	4	1	1	1	1	0	0											
Ray Lankford, L OBP: 0.329, SLG: 0.276 Bubba Trammell, R OBP: 0.375, SLG: 0.379 (1, 7) (7, PH) (7, 7)	3-3 K		2-3 K		4-0 BB		2-2 F8	2-1 F7		2	0	0	0	1	2	2											
Sean Burroughs, L OBP: 0.294, SLG: 0.330 Cesar Crespo, S OBP: 0.214, SLG: 0.167 (1, 5) (7, 5)		4-0 1B S BB		4-1 G5-4-3 BB	0-0 G1-3		1-1 F7	0-0 F7		2	0	0	0	2	0	1											
Deivi Cruz, R OBP: 0.269, SLG: 0.416 (1, 6)		3-2 BB 1-3 1B		2-2 G5-4-3 1-2f		1-2 FC1-6-5 1B	2-2 P4			4	0	2	0	0	0	1											
Tom Lampkin, L OBP: 0.299, SLG: 0.369 (1, 2)		4-1 1-2 BB		4-2 2B BB		1-0 FC1-6-5 1B		2-2 FC1-6-5 2B		2	1	2	0	2	0	0											
Brett Tomko, R OBP: 0.235, SLG: 0.353 Steve Reed, R Trenidad Hubbard, R OBP: 0.300, SLG: 0.280 (1, 1) (7, 1) (8, PH) (8, 9)		2-3 K		1-0 1-H 2B		1-1 FC1-6-5 1-2 2-3f		2-2 FC1-6-5-6 1B		3	0	1	1	0	1	5											
<b>Inning Stats</b>	R: 0 E: 0 K: 1 S: 8	H: 0 LOB: 2 BB: 2 P: 22	R: 0 E: 0 K: 1 S: 11	H: 1 LOB: 3 BB: 2 P: 25	R: 0 E: 0 K: 1 S: 7	H: 0 LOB: 0 BB: 0 P: 12	R: 1 E: 0 K: 0 S: 12	H: 1 LOB: 2 BB: 3 P: 27	R: 0 E: 0 K: 0 S: 3	H: 0 LOB: 1 BB: 1 P: 8	R: 0 E: 0 K: 1 S: 16	H: 2 LOB: 2 BB: 0 P: 21	R: 2 E: 0 K: 0 S: 14	H: 2 LOB: 0 BB: 0 P: 24	R: 1 E: 0 K: 1 S: 13	H: 2 LOB: 1 BB: 0 P: 22	R: 0 E: 0 K: 0 S: 9	H: 0 LOB: 0 BB: 0 P: 13	1B: 4 2B: 2 3B: 0 HR: 2	SF: 0 SAC: 0 DP: 1 HBP: 0	WP: 1 PB: 0 SB: 2 CS: 0	PA: 42					
<b>PITCHER</b>	IP	WLS	BF	H	R	ER	SO	BB	IBB	HBP	BLK	WP	HR	S	P	ERA	WHIP										
56 Kevin Olsen, R ERA: 4.63 (1, 1)	4.0		20	2	1	1	3	7	0	0	0	1	0	38	86	2.25	2.250										
Michael Tejera, L ERA: 5.54 (5, 1)	2.0		9	2	0	0	1	1	0	0	0	0	0	19	29	0.00	1.500										
Gary Knotts, R ERA: 4.5 (7, 1)	0.0	B	2	2	2	2	0	0	0	0	0	0	2	4	9	∞	∞										
46 Oswaldo Mairena, L ERA: 1.8 (7, 1)	2.0	W	8	2	1	1	1	0	0	0	0	0	0	23	37	4.50	1.000										
Vladimir Nunez, R ERA: 1.77 (9, 1)	1.0	S	3	0	0	0	0	0	0	0	0	0	0	9	13	0.00	0.000										

San Diego Padres @ Florida Marlins  
 Pro Player Stadium, Miami, FL  
 Wed May 08 2002, 7:05 PM EDT  
 Att: 6,915 - Cloudy - 82 F

livebaseballscorecards.com

AB	34
R	4
H	8
RBI	4
BB	8
SO	5
LOB	25



Batter	1	2	3	4	5	6	7	8	9
Luis Castillo, S OBP: 0.345, SLG: 0.323 (1, 4)	0-3 K		1-0 G4-3		1-2 1B		1-1 G1-3	1-0 1B	
Alex Gonzalez, R OBP: 0.315, SLG: 0.365 (1, 6)	2-3 K		0-1 G6-3		1-3 K		4-2 CS BB	0-0 FC4-6-2	
Preston Wilson, R OBP: 0.340, SLG: 0.429 (1, 8)	2-0 2B			1-3 K	2-2 P5		3-3 K		
Cliff Floyd, L OBP: 0.471, SLG: 0.716 (1, 9)	1-3 K			3-2 2B		1-1 2B		4-2 E BB	
Mike Lowell, R OBP: 0.425, SLG: 0.654 (1, 5)		2-2 G5-3		0-2 F7		2-1 2B		2-1 P4	
Derrek Lee, R OBP: 0.319, SLG: 0.460 (1, 3)		1-3 K		2-1 1B		0-1 G5-3		0-2 E	
Eric Owens, R OBP: 0.329, SLG: 0.417 (1, 7)		4-1 FC6-4 BB		0-1 S		0-0 G5-3		4-0 E	
Charles Johnson, R OBP: 0.291, SLG: 0.313 (1, 2)		0-1 FC6-4		1-2 G6-3		4-0 IBB		0-0 FC5	
56 Kevin Olsen, R Michael Tejera, L Tim Raines, S Gary Knotts, R 46 Oswaldo Mairena, L Andy Fox, L Vladimir Nunez, R			1-3 K		0-2 G3		2-3 K	4-0 1B IBB	

Inning Stats	R: 0 E: 0 K: 3 S: 10	H: 1 LOB: 1 BB: 0 P: 15	R: 0 E: 0 K: 1 S: 9	H: 0 LOB: 1 BB: 1 P: 16	R: 0 E: 0 K: 1 S: 6	H: 0 LOB: 0 BB: 0 P: 8	R: 2 E: 0 K: 1 S: 17	H: 3 LOB: 1 BB: 0 P: 24	R: 0 E: 0 K: 1 S: 12	H: 1 LOB: 1 BB: 0 P: 16	R: 1 E: 0 K: 1 S: 10	H: 2 LOB: 2 BB: 1 P: 19	R: 0 E: 0 K: 1 S: 7	H: 0 LOB: 1 BB: 1 P: 15	R: 4 E: 1 K: 0 S: 11	H: 2 LOB: 1 BB: 3 P: 26
--------------	-------------------------------	----------------------------------	------------------------------	----------------------------------	------------------------------	---------------------------------	-------------------------------	----------------------------------	-------------------------------	----------------------------------	-------------------------------	----------------------------------	------------------------------	----------------------------------	-------------------------------	----------------------------------

PITCHER																	PITCHER																	
IP	WLS	BF	H	R	ER	SO	BB	IBB	HBP	BLK	WP	HR	S	P	ERA	WHIP	IP	WLS	BF	H	R	ER	SO	BB	IBB	HBP	BLK	WP	HR	S	P	ERA	WHIP	
Brett Tomko, R ERA: 2.74 (1, 1)	6.1		29	7	3	3	8	2	1	0	0	0	68	107	4.26	1.421																		
Steve Reed, R ERA: 1.42 (7, 1)	0.2		1	0	0	0	1	0	0	0	0	0	3	6	0.00	0.000																		
Alan Embree, L ERA: 2.79 (8, 1)	0.0		1	0	1	1	0	1	0	0	0	0	3	7	∞	∞																		
Jeremy Fikac, R ERA: 2.25 (8, 1)	1.0	L	7	2	3	1	0	0	2	0	0	0	8	19	9.00	2.000																		

**BOTTOM**

**San Diego Padres @ Florida Marlins**  
 Pro Player Stadium, Miami, FL  
 Wed May 08 2002, 7:05 PM EDT  
 Att. 6,915 - Cloudy - 82 F

AB	R	H	RBI	BB	SO	LOB
5	0	2	1	0	1	0
4	0	0	1	1	2	3
4	0	1	0	0	2	2
3	3	2	0	1	1	1
4	0	1	1	0	0	2
4	2	2	1	0	1	1
2	1	1	1	2	0	1
3	1	0	0	1	0	3
1	0	0	0	0	1	0
1	0	0	0	0	0	0
1	0	0	0	0	1	2
0	0	0	0	0	0	0
0	0	0	0	0	0	0
0	0	0	0	1	0	0
0	0	0	0	0	0	0

AB	32
R	7
H	9
RBI	5
BB	6
SO	9
LOB	15



WP: 0	PA: 38
PB: 0	
SB: 2	
CS: 1	

1B: 3	SF: 0	WP: 0	PA: 38
2B: 8	SAC: 0	PB: 0	
3B: 0	DP: 2	SB: 2	
HR: 0	HBP: 0	CS: 1	

Batter	1	2	3	4	5	6	7	8	9	AB	R	H	RBI	BB	SO	LOB	TOP										
D'Angelo Jimenez, S OBP: 0.327, SLG: 0.338 (1, 4)	F9			FC7-5 BB	G4-3			F7		3	0	0	0	1	0	2											
Mark Kotsay, L OBP: 0.368, SLG: 0.394 (1, 8)	CS 1B			G5-3 FC7-5 BB		F7		L6		3	0	1	0	1	0	0											
Ryan Klesko, L OBP: 0.421, SLG: 0.577 (1, 9)	K			FC7-5 G5-3						2	0	0	0	2	1	3											
Phil Nevin, R OBP: 0.379, SLG: 0.484 (1, 3)		G6-3		G5-3				K		4	0	0	0	0	1	4											
Bubba Trammell, R OBP: 0.355, SLG: 0.355 (1, 7)		F8		G5-3				F9		4	0	0	0	0	0	3											
Deivi Cruz, R OBP: 0.268, SLG: 0.409 (1, 6)		F8						F9		4	0	1	0	0	0	0											
Tom Lampkin, L OBP: 0.309, SLG: 0.377 Cesar Crespo, S OBP: 0.214, SLG: 0.167 (9, PR)			K							4	0	2	0	0	1	0											
Ramón Vázquez, L OBP: 0.250, SLG: 0.232 (1, 5)			G3-1							0	0	0	0	0	0	0											
Brian Tollberg, R OBP: 0.133, SLG: 0.200 Mark Sweeney, L OBP: 0.318, SLG: 0.222 Steve Reed, R (7, 1)			L4							3	0	1	0	1	1	1											
										2	0	0	0	0	0	3											
										1	0	0	0	0	0	1											
										0	0	0	0	0	0	0											
<b>Inning Stats</b>	R: 0 E: 0 K: 1 S: 9	H: 1 LOB: 1 BB: 0 P: 16	R: 0 E: 0 K: 0 S: 5	H: 0 LOB: 0 BB: 0 P: 6	R: 0 E: 0 K: 1 S: 11	H: 0 LOB: 0 BB: 0 P: 17	R: 0 E: 0 K: 0 S: 8	H: 0 LOB: 2 BB: 2 P: 18	R: 0 E: 0 K: 0 S: 7	H: 2 LOB: 2 BB: 1 P: 14	R: 0 E: 0 K: 1 S: 13	H: 0 LOB: 1 BB: 1 P: 23	R: 0 E: 0 K: 0 S: 12	H: 1 LOB: 1 BB: 0 P: 19	R: 0 E: 0 K: 0 S: 7	H: 0 LOB: 1 BB: 1 P: 15	R: 0 E: 0 K: 1 S: 7	H: 1 LOB: 2 BB: 0 P: 12	1B: 4 2B: 1 3B: 1 HR: 0	SF: 0 SAC: 0 DP: 2 HBP: 0	WP: 0 PB: 0 SB: 1 CS: 1	PA: 35					
<b>PITCHER</b>	IP	WLS	BF	H	R	ER	SO	BB	IBB	HBP	BLK	WP	HR	S	P	ERA	WHIP										
Hansel Izquierdo, R ERA: 0.61 (1, 1)	5.0	W	19	3	0	0	2	3	0	0	0	0	0	40	71	0.00	1.200										
Michael Tejera, L ERA: 5.4 (6, 1)	0.1	H	2	0	0	0	0	1	0	0	0	0	0	7	14	0.00	3.000										
Braden Looper, R ERA: 3.2 (6, 1)	2.2	H	10	1	0	0	1	1	0	0	0	0	0	25	43	0.00	0.750										
Vladimir Nunez, R ERA: 1.69 (9, 1)	1.0	S	4	1	0	0	1	0	0	0	0	0	0	7	12	0.00	1.000										

San Diego Padres @ Florida Marlins  
 Pro Player Stadium, Miami, FL  
 Thu May 09 2002, 7:05 PM EDT  
 Att. 5,461 - Sunny - 83 F

livebaseballscorecards.com

AB	30
R	0
H	5
RBI	0
BB	5
SO	4
LOB	17



Batter	1	2	3	4	5	6	7	8	9	AB	R	H	RBI	BB	SO	LOB
Luis Castillo, S OBP: 0.342, SLG: 0.321 (1, 4)	G4-3		G5-3		L6-3 1B			K		4	0	1	0	0	1	0
Alex Gonzalez, R OBP: 0.306, SLG: 0.353 (1, 6)	F8		G5-3		L6-3			K		4	0	0	0	0	1	2
Preston Wilson, R OBP: 0.338, SLG: 0.431 (1, 8)	WP 2B		F9				K	K		4	0	1	0	0	2	1
Cliff Floyd, L OBP: 0.475, SLG: 0.721 (1, 9)	IBB		G4-3				2B			2	0	1	0	1	0	0
Mike Lowell, R OBP: 0.416, SLG: 0.640 (1, 5)	2-3		F9				L5			3	0	0	0	0	1	2
Derrek Lee, R OBP: 0.333, SLG: 0.480 (1, 3)			2B 1B		2B		G6-4-3 1B			3	1	3	0	0	0	0
Eric Owens, R OBP: 0.329, SLG: 0.427 (1, 7)			CS 2B		G5-3		G6-4-3			3	0	1	1	0	0	2
Charles Johnson, R OBP: 0.293, SLG: 0.314 (1, 2)			G2				K			3	0	1	0	0	1	1
Hansel Iztquierdo, R (1, 1) Marty Malloy, L (5, PH) Michael Tejera, L (6, 1) Braden Loooper, R (8, 1) Tim Raines, S (8, PH) Vladimir Nunez, R (9, 1)	G3-1				SH5-3 1B			G6-3		1	0	0	0	0	0	0

Inning Stats	R: 0	H: 1	E: 0	LOB: 2	K: 1	P: 26	R: 1	H: 2	E: 0	LOB: 0	K: 0	P: 17	R: 0	H: 0	E: 0	LOB: 0	K: 0	P: 10	R: 0	H: 1	E: 0	LOB: 1	K: 0	P: 19	R: 0	H: 2	E: 0	LOB: 1	K: 0	P: 7	R: 0	H: 1	E: 0	LOB: 0	K: 1	P: 11	R: 0	H: 1	E: 0	LOB: 0	K: 1	P: 15	R: 0	H: 0	E: 0	LOB: 1	K: 3	P: 19
PITCHER	IP	WLS	BF	H	R	ER	SO	BB	IBB	HBP	BLK	WP	HR	S	P	ERA	WHIP																															
Brian Tollberg, R (1, 1) ERA: 5.91	6.0	L	23	7	1	1	2	0	1	0	0	1	0	60	90	1.50	1.167																															
Steve Reed, R (7, 1) ERA: 1.23	2.0		7	1	0	0	4	0	0	0	0	1	0	25	34	0.00	0.500																															

**BOTTOM**

**San Diego Padres @ Florida Marlins**  
Pro Player Stadium, Miami, FL

Thu May 09 2002, 7:05 PM EDT  
Att. 5,461 - Sunny - 83 F

AB	28
R	1
H	8
RBI	1
BB	1
SO	6
LOB	8

1B: 4	SF: 0	WP: 2	PA: 30
2B: 5	SAC: 1	PB: 0	
3B: 0	DP: 2	SB: 0	
HR: 0	HBP: 0	CS: 1	

Batter	1	2	3	4	5	6	7	8	9	AB R H RBI BB SO LOB	TOP
<b>Ray Lankford, L</b> OBP: 0.324, SLG: 0.323 (1, 7) C F B B S	3-3 ① K		X 0-0 HR		B S O O B 1-3 ② K		B X 1-0 ③ G3-1			4 1 1 1 0 2 1	
<b>Mark Kotsay, L</b> OBP: 0.364, SLG: 0.389 (1, 8) C X	0-1 ② F9		B X 1-0 S 1B		F S B B T T X 3-2 ③ G4-3		X 0-1 ① G4-3			4 0 1 0 0 0 0	
<b>Ryan Klesko, L</b> OBP: 0.415, SLG: 0.560 <b>Trenidad Hubbard, R</b> OBP: 0.300, SLG: 0.280 (1, 9) (8, 9) B B C C B	4-1 FC6-4 BB		C S S C B B X 3-2 ③ F8 1-2		X 0-0 ① F7		C C C C 0-3 ② K			3 0 0 0 1 1 1 0 0 0 0 0 0 0	
<b>Phil Nevin, R</b> OBP: 0.368, SLG: 0.469 (1, 3) X	0-0 ③ FC6-4 1-2f		C C C C C X 1-3 ① K		X 0-0 ② G2		C F S B C 1-3 ③ K			4 0 0 0 0 2 1	
<b>Deivi Cruz, R</b> OBP: 0.277, SLG: 0.443 (1, 6) X		X 0-0 ① F9	C C C C 0-2 ② K S 1B 1B		B X 1-0 ③ HR		B C X 1-2 ① F9			4 2 2 1 0 0 0	
<b>D'Angelo Jimenez, S</b> OBP: 0.318, SLG: 0.328 (1, 4) C X		C X 0-1 ② G6-3	C C C 0-3 ② K 1-2		X 0-0 ③ G3-1		B C X 2-1 ② F7			4 0 0 0 0 1 1	
<b>Ramón Vázquez, L</b> OBP: 0.250, SLG: 0.233 (1, 5) C C B C		C C B C 1-3 ③ K	X 0-0 ③ K 2-H 1B		B B C B X 3-2 ① G4-3		F B X 1-1 ③ F8			4 0 1 1 0 1 0	
<b>Tom Lampkin, L</b> OBP: 0.298, SLG: 0.361 (1, 2) B F B X		B F B X 3-1 ① G3-1	B C X 1-1 ③ G3		B C C X 0-3 ② K		B B C C X 2-1 ② K			3 0 0 0 0 1 1	
<b>Dennis Tankersley, R</b> <b>Jason Boyd, R</b> <b>Mark Sweeney, L</b> OBP: 0.348, SLG: 0.316 <b>Jeremy Fikac, R</b> <b>Alan Embree, L</b> (1, 1) (6, 1) (7, PH) (7, 1) (8, 1) B F B X		B F B X 2-1 ② G1-3	F X 0-1 ① G5-3		B B C C X 2-1 ② 2B					2 0 0 0 0 0 0 0 0 0 0 0 0 0 1 0 1 0 0 0 0 0 0 0 0 0 0 0 0 0 0 0 0 0 0	
<b>Inning Stats</b>	R: 0 H: 0 E: 0 LOB: 1 K: 1 BB: 1 S: 7 P: 14	R: 0 H: 0 E: 0 LOB: 0 K: 1 BB: 0 S: 6 P: 7	R: 1 H: 2 E: 0 LOB: 1 K: 0 BB: 0 S: 10 P: 19	R: 1 H: 2 E: 0 LOB: 1 K: 2 BB: 0 S: 13 P: 15	R: 0 H: 0 E: 0 LOB: 0 K: 1 BB: 0 S: 9 P: 13	R: 1 H: 1 E: 0 LOB: 0 K: 0 BB: 0 S: 4 P: 5	R: 0 H: 1 E: 0 LOB: 1 K: 1 BB: 0 S: 9 P: 15	R: 0 H: 0 E: 0 LOB: 0 K: 2 BB: 0 S: 8 P: 9	R: 0 H: 0 E: 0 LOB: 0 K: 0 BB: 0 S: 7 P: 11	1B: 3 SF: 0 2B: 1 SAC: 0 3B: 0 DP: 0 HR: 2 HBP: 0	WP: 0 PA: 34 PB: 0 SB: 2 CS: 0
<b>PITCHER</b> <b>Greg Maddux, R</b> ERA: 3.53 <b>Mike Remlinger, L</b> ERA: 2.45 <b>Darren Holmes, R</b> ERA: 1.35	IP WLS BF H R ER SO BB IBB HBP BLK WP HR S P ERA WHIP						<b>PITCHER</b> <b>IP WLS BF H R ER SO BB IBB HBP BLK WP HR S P ERA WHIP</b>				
	7.0 28 6 3 3 6 1 0 0 0 0 0 2 58 88 3.86 1.000										
	1.0 W 3 0 0 0 2 0 0 0 0 0 0 0 8 9 0.00 0.000										
	1.0 3 0 0 0 0 0 0 0 0 0 0 0 7 11 0.00 0.000										

**San Diego Padres @ Atlanta Braves**  
Turner Field, Atlanta, GA  
Fri May 10 2002, 7:35 PM EDT  
Att. 29,075 - Cloudy - 74 F

livebaseballscorecards.com

<b>AB</b>	<b>33</b>
<b>R</b>	<b>3</b>
<b>H</b>	<b>6</b>
<b>RBI</b>	<b>3</b>
<b>BB</b>	<b>1</b>
<b>SO</b>	<b>8</b>
<b>LOB</b>	<b>5</b>



Batter	1	2	3	4	5	6	7	8	9
<b>Rafael Furcal, S</b> OBP: 0.310, SLG: 0.359 (1, 6)	1-0 BB 1B		1-1 G4-3		1-0 G6-3		1-1 F8		
<b>Julio Franco, R</b> OBP: 0.294, SLG: 0.190 (1, 3)	4-1 10 G4-6-3 BB		2-3 K			4-1 10 G1-3 1B BB		1-1 G1-3 HR 1B	
<b>Gary Sheffield, R</b> OBP: 0.314, SLG: 0.385 (1, 9)	0-3 K			4-0 10 G4-3 HR BB		1-0 F7		0-2 G1-3	
<b>10 Chipper Jones, S</b> OBP: 0.425, SLG: 0.500 (1, 7)	0-0 G4-6-3 1-2f			1-0 G4-3 1-2		1-0 G1-3 1B		4-0 HR IBB	
<b>Andruw Jones, R</b> OBP: 0.376, SLG: 0.572 (1, 8)		0-0 2B		3-2 HR		2-1 G1-3 1-2 2-3		0-0 HR	
<b>Vinny Castilla, R</b> OBP: 0.259, SLG: 0.366 (1, 5)		2-3 SAFE 2-3		0-0 F9		2-1 HBP		0-0 HR 1B	
<b>Marcus Giles, R</b> OBP: 0.343, SLG: 0.440 (6, PH)		4-0 BB		2-1 G5-3		2-2 G3		3-2 HR	
<b>Keith Lockhart, L</b> OBP: 0.175, SLG: 0.282 (7, 4)									
<b>Henry Blanco, R</b> OBP: 0.246, SLG: 0.269 (7, PH)		0-3 K				2-2 G6-3		0-1 P4	
<b>Darren Bragg, L</b> (8, 1)								1-1 F7	
<b>Mike Remlinger, L</b> (8, PH)									
<b>Wes Helms, R</b> OBP: 0.282, SLG: 0.424 (9, 1)									
<b>Darren Holmes, R</b> (8, 2)									
<b>Greg Maddux, R</b> OBP: 0.200, SLG: 0.400 (7, PH)			0-1 G5-3		1-3 K		2-3 K	2-3 K	
<b>Javy Lopez, R</b> OBP: 0.233, SLG: 0.241 (8, 2)									

Inning Stats	R: 0 E: 0 K: 1 S: 6	H: 1 LOB: 1 BB: 1 P: 11	R: 0 E: 0 K: 2 S: 8	H: 1 LOB: 1 BB: 1 P: 14	R: 0 E: 0 K: 1 S: 8	H: 0 LOB: 0 BB: 0 P: 11	R: 2 E: 0 K: 0 S: 8	H: 1 LOB: 0 BB: 1 P: 18	R: 0 E: 0 K: 1 S: 8	H: 0 LOB: 0 BB: 0 P: 12	R: 0 E: 0 K: 0 S: 11	H: 1 LOB: 3 BB: 1 P: 23	R: 0 E: 0 K: 1 S: 7	H: 0 LOB: 0 BB: 0 P: 10	R: 5 E: 0 K: 1 S: 16	H: 4 LOB: 0 BB: 1 P: 27
--------------	------------------------------	----------------------------------	------------------------------	----------------------------------	------------------------------	----------------------------------	------------------------------	----------------------------------	------------------------------	----------------------------------	-------------------------------	----------------------------------	------------------------------	----------------------------------	-------------------------------	----------------------------------

PITCHER															PITCHER																		
IP	WLS	BF	H	R	ER	SO	BB	IBB	HBP	BLK	WP	HR	S	P	ERA	WHIP	IP	WLS	BF	H	R	ER	SO	BB	IBB	HBP	BLK	WP	HR	S	P	ERA	WHIP
Dennis Tankersley, R ERA: 3.18 (1, 1)	5.2		24	4	2	2	5	4	0	0	0	1	44	82	3.18	1.412																	
Jason Boyd, R ERA: 4.96 (6, 1)	0.1	H	1	0	0	0	0	0	0	0	0	0	5	7	0.00	0.000																	
Jeremy Fikac, R ERA: 4.15 (7, 1)	1.1	L	8	3	4	4	1	0	1	0	0	1	14	22	27.00	2.250																	
Alan Embree, L ERA: 3.48 (8, 1)	0.2		3	1	1	1	1	0	0	0	0	1	9	15	13.50	1.500																	

**BOTTOM**

**San Diego Padres @ Atlanta Braves**  
Turner Field, Atlanta, GA

Fri May 10 2002, 7:35 PM EDT  
Att: 29,075 - Cloudy - 74 F

AB	R	H	RBI	BB	SO	LOB
4	0	1	0	0	0	0
2	1	1	0	2	1	0
3	1	0	0	1	1	4
3	1	1	0	1	0	3
4	2	3	5	0	0	2
3	1	1	0	0	1	1
1	0	0	0	1	0	0
2	1	1	2	0	0	3
2	0	0	0	0	1	1
1	0	0	0	0	0	0
0	0	0	0	0	0	0
1	0	0	0	0	0	0
0	0	0	0	0	0	0
2	0	0	0	0	1	0
2	0	0	0	0	2	0

AB	30
R	7
H	8
RBI	7
BB	5
SO	7
LOB	14

livebaseballscorecards.com

**Braves**

WP: 0	PA: 36
PB: 0	
SB: 0	
CS: 0	

Batter	1	2	3	4	5	6	7	8	9	AB R H RBI BB SO LOB	TOP											
Ray Lankford, L (1, 7) OBP: 0.321, SLG: 0.318	2-3 K	2-2 G1-3			2-2 G4-6-3 1B		3-3 K			4 0 1 0 0 2 2												
Mark Kotsay, L (1, 8) OBP: 0.353, SLG: 0.375	3-2 G3-1		3-2 E3 G5-3 E		0-2 G4-6-3 1-2f			1-0 F8		4 0 0 0 0 0 1												
Ryan Klesko, L (1, 9) OBP: 0.418, SLG: 0.567	2-2 2B		0-0 F8		0-3 K			2-2 E 1B		4 0 2 0 0 1 1												
Phil Nevin, R (1, 3) OBP: 0.361, SLG: 0.459 Mark Sweeney, L (6, 3) OBP: 0.333, SLG: 0.300	1-3 K		2-2 G5-3 1-3		2-3 K			1-3 K		3 0 0 0 0 2 2 1 0 0 0 0 1 1												
Deivi Cruz, R (1, 6) OBP: 0.273, SLG: 0.434 Trenidad Hubbard, R (6, 5) OBP: 0.280, SLG: 0.269		4-2 BB 1B BB	1-1 F7		1-3 K			1-0 E6 1-2		2 1 0 0 1 1 1 1 0 0 0 0 0 1												
D'Angelo Jimenez, S (1, 4) OBP: 0.316, SLG: 0.321		3-2 P6		3-3 K		4-2 FC5-4 BB		1-0 F8		3 0 0 0 1 1 3												
Ramón Vázquez, L (1, 5) OBP: 0.250, SLG: 0.222		4-0 E 1B BB		1-3 K		0-1 FC5-4 1-2f			1-1 G5-3	3 0 0 0 1 1 1												
Tom Lampkin, L (1, 2) OBP: 0.299, SLG: 0.351 Javier Cardona, R (9, PH) OBP: 0.147, SLG: 0.125		0-1 L4		4-2 BB			0-0 G1-3		2-2 G6-3	2 0 0 0 1 0 2 1 0 0 0 0 0 0												
Brian Lawrence, R (1, 1) OBP: 0.273, SLG: 0.263 Jason Middlebrook, R (4, 1) OBP: 0.351, SLG: 0.349		3-2 E7 1-3 2-H 1B		1-1 F7			0-1 G3-4-1		1-2 F9	2 0 1 1 0 0 1 1 0 0 0 0 0 0 1 0 0 0 0 0 0												
<b>Inning Stats</b>	R: 0 E: 0 K: 2 S: 12	H: 1 LOB: 1 BB: 0 P: 20	R: 1 E: 1 K: 0 S: 16	H: 1 LOB: 2 BB: 2 P: 32	R: 0 E: 2 K: 0 S: 13	H: 0 LOB: 1 BB: 0 P: 19	R: 0 E: 0 K: 2 S: 10	H: 0 LOB: 1 BB: 1 P: 19	R: 0 E: 0 K: 1 S: 9	H: 1 LOB: 0 BB: 0 P: 11	R: 0 E: 0 K: 2 S: 13	H: 0 LOB: 1 BB: 1 P: 20	R: 0 E: 0 K: 1 S: 6	H: 0 LOB: 0 BB: 0 P: 9	R: 0 E: 1 K: 1 S: 11	H: 1 LOB: 2 BB: 0 P: 17	R: 0 E: 0 K: 0 S: 13	H: 0 LOB: 0 BB: 0 P: 17	1B: 3 2B: 1 3B: 0 HR: 0	SF: 0 SAC: 0 DP: 1 HBP: 0	WP: 0 PB: 0 SB: 0 CS: 0	PA: 36
<b>PITCHER</b>	IP WLS BF H R ER SO BB IBB HBP BLK WP HR S P ERA WHIP																					
Jason Marquis, R (1, 1) ERA: 5.7	5.0 W 21 3 1 1 5 3 0 0 0 0 0 60 101 1.80 1.200																					
Kevin Gryboski, R (6, 1) ERA: 0.68	1.0 4 0 0 0 2 1 0 0 0 0 0 13 20 0.00 1.000																					
Chris Hammond, L (7, 1) ERA: 2.25	2.0 8 1 0 0 2 0 0 0 0 0 0 17 26 0.00 0.500																					
Mike Remlinger, L (9, 1) ERA: 2.33	1.0 3 0 0 0 0 0 0 0 0 0 0 13 17 0.00 0.000																					

San Diego Padres @ Atlanta Braves  
Turner Field, Atlanta, GA  
Sat May 11 2002, 7:05 PM EDT  
Att. 36,273 - Cloudy - 73 F

livebaseballscorecards.com

AB	32
R	1
H	4
RBI	1
BB	4
SO	9
LOB	16





Batter	1	2	3	4	5	6	7	8	9	AB	R	H	RBI	BB	SO	LOB
Rafael Furcal, S OBP: 0.309, SLG: 0.362 (1, 6)	0-0 B5-3		3-2 G3	1-0 G4-3 2B			0-2 G4-3			4	0	1	0	0	0	0
Julio Franco, R OBP: 0.292, SLG: 0.194 (1, 3)	0-0 FC4-6 1B		3-2 G3	0-1 G4-3 2-3			0-0 G5-3			4	0	1	0	0	0	1
Gary Sheffield, R OBP: 0.303, SLG: 0.370 (1, 9)	1-0 P6		1-0 F8	1-3 K			0-1 G6-3			4	0	0	0	0	1	2
10 Chipper Jones, S OBP: 0.415, SLG: 0.486 (1, 7)	0-0 FC4-6 1-2f			2-0 G3-1	0-0 F7			1-0 F8		4	0	0	0	0	0	1
Andruw Jones, R OBP: 0.373, SLG: 0.563 (1, 8)		1-3 K		0-1 2B HR 1B	0-0 F8			0-0 G2		4	1	1	0	0	1	0
Vinny Castilla, R OBP: 0.259, SLG: 0.370 (1, 5)		0-1 E4 2B G4-3		1-1 1-3 HR 2B	0-0 G6-3			1-3 K		4	2	1	0	0	1	0
Keith Lockhart, L OBP: 0.186, SLG: 0.268 (1, 4)		0-0 G4-3 1-2		4-0 HR IBB		3-2 F8				2	1	0	0	1	0	1
Javy Lopez, R OBP: 0.247, SLG: 0.302 (1, 2)		1-0 2-H 2B		0-2 1-H 2-H 3-H HR		0-1 G5-3				3	1	2	5	0	0	0
Jason Marquis, L OBP: 0.125, SLG: 0.500 (1, 1)		1-3 K		0-1 HR		2-3 K				2	1	1	1	0	1	1
Kevin Gryboski, R (6, 1)										0	0	0	0	0	0	0
Darren Bragg, L (6, PH)										1	0	0	0	0	1	0
Chris Hammond, L (7, 1)										0	0	0	0	0	0	0
Mike Reminger, L (9, 1)										0	0	0	0	0	0	0

Inning Stats	R: 0	H: 1	E: 0	LOB: 1	K: 0	BB: 0	S: 4	P: 5	R: 1	H: 1	E: 1	LOB: 1	K: 2	BB: 0	S: 11	P: 14	R: 0	H: 0	E: 0	LOB: 0	K: 0	BB: 0	S: 7	P: 14	R: 5	H: 5	E: 0	LOB: 1	K: 1	BB: 1	S: 17	P: 26	R: 0	H: 0	E: 0	LOB: 0	K: 0	BB: 0	S: 3	P: 3	R: 0	H: 0	E: 0	LOB: 0	K: 1	BB: 0	S: 8	P: 13	R: 0	H: 0	E: 0	LOB: 0	K: 0	BB: 0	S: 6	P: 6	R: 0	H: 0	E: 0	LOB: 0	K: 1	BB: 0	S: 7	P: 9
--------------	------	------	------	--------	------	-------	------	------	------	------	------	--------	------	-------	-------	-------	------	------	------	--------	------	-------	------	-------	------	------	------	--------	------	-------	-------	-------	------	------	------	--------	------	-------	------	------	------	------	------	--------	------	-------	------	-------	------	------	------	--------	------	-------	------	------	------	------	------	--------	------	-------	------	------

PITCHER	IP	WLS	BF	H	R	ER	SO	BB	IBB	HBP	BLK	WP	HR	S	P	ERA	WHIP	
Brian Lawrence, R ERA: 3.19 (1, 1)	3.2	L	20	7	6	5	2	0	0	0	0	0	0	2	35	54	12.27	1.909
Jason Middlebrook, R ERA: (4, 1)	4.1		13	0	0	0	3	0	0	0	0	0	0	28	36	0.00	0.000	


**BOTTOM**

**San Diego Padres @ Atlanta Braves**  
Turner Field, Atlanta, GA

Sat May 11 2002, 7:05 PM EDT  
Att: 36,273 - Cloudy - 73 F

AB	32
R	6
H	7
RBI	6
BB	1
SO	5
LOB	6

WP: 0 PA: 33  
PB: 0  
SB: 0  
CS: 0



PITCHER	IP	WLS	BF	H	R	ER	SO	BB	IBB	HBP	BLK	WP	HR	S	P	ERA	WHIP
---------	----	-----	----	---	---	----	----	----	-----	-----	-----	----	----	---	---	-----	------

Batter	1	2	3	4	5	6	7	8	9	AB	R	H	RBI	BB	SO	LOB	TOP										
Trenidad Hubbard, R OBP: 0.250, SLG: 0.226 Cesar Crespo, S OBP: 0.214, SLG: 0.167	2-1 E6 S FC6 G3		1-1 G1-3	3-3 K		2-3 K		1-2 F2		5	1	0	0	0	2	1											
Mark Kotsay, L OBP: 0.348, SLG: 0.368	1-1 FC6 G3		1-0 G4-3		1-2 F7		0-1 BB 1B	2-2 F7		5	1	1	0	0	0	1											
Bubba Trammell, R OBP: 0.366, SLG: 0.403	1-2 F8		2-2 1B 1B		1-1 HR		4-2 1B 1B		0-1 G6-3	4	2	2	1	1	0	2											
Ryan Klesko, L OBP: 0.425, SLG: 0.578	2-1 G3		3-2 1B		1-2 L8		1-2 FC4-6 FC3-6 1B		2-1 2B	5	1	3	2	0	0	1											
Deivi Cruz, R OBP: 0.284, SLG: 0.442	0-1 F7		0-1 F3				1-1 FC4-6 1B		0-2 F3	5	0	2	1	0	0	4											
D'Angelo Jimenez, S OBP: 0.321, SLG: 0.329 Steve Reed, R Ray Lankford, L OBP: 0.316, SLG: 0.313 Trevor Hoffman, R		0-3 K		2-1 G3 SF7 2B	4-2 BB		1-2 FC4-6 FC3-6		1-3 K	3	1	1	0	1	1	2											
Mark Sweeney, L OBP: 0.286, SLG: 0.250		2-1 G4-3		0-1 G3	0-1 F7		2-2 FC3-6			4	0	0	1	0	0	4											
Javier Cardona, R OBP: 0.158, SLG: 0.143		0-0 1B		3-2 SF7		0-0 L8		2-3 K		3	0	1	1	0	1	1											
Bobby Jones, R OBP: 0.077, SLG: 0.077 Jason Boyd, R Ramón Vázquez, L OBP: 0.247, SLG: 0.219		1-2 F3		2-2 1B		0-0 G5-3		3-3 K		3	0	1	0	0	0	1											
<b>Inning Stats</b>	R: 1 E: 1 K: 0 S: 11	H: 0 LOB: 1 BB: 0 P: 17	R: 0 E: 0 K: 1 S: 12	H: 1 LOB: 1 BB: 0 P: 15	R: 0 E: 0 K: 0 S: 11	H: 2 LOB: 2 BB: 0 P: 18	R: 1 E: 0 K: 1 S: 13	H: 2 LOB: 1 BB: 0 P: 23	R: 1 E: 0 K: 0 S: 17	H: 2 LOB: 2 BB: 1 P: 24	R: 0 E: 0 K: 1 S: 5	H: 0 LOB: 0 BB: 0 P: 7	R: 3 E: 0 K: 1 S: 22	H: 3 LOB: 1 BB: 1 P: 32	R: 0 E: 0 K: 1 S: 9	H: 0 LOB: 0 BB: 0 P: 15	R: 0 E: 0 K: 1 S: 10	H: 1 LOB: 1 BB: 0 P: 13	1B: 7 2B: 3 3B: 0 HR: 1	SF: 1 SAC: 0 DP: 0 HBP: 0	WP: 0 PB: 0 SB: 1 CS: 0	PA: 42					
<b>PITCHER</b>	IP	WLS	BF	H	R	ER	SO	BB	IBB	HBP	BLK	WP	HR	S	P	ERA	WHIP										
Tom Glavine, L ERA: 1.95	(1, 1)	6.0	L	30	8	5	4	3	2	0	0	0	1	73	112	6.00	1.667										
Mike Reminger, L ERA: 2.66	(7, 1)	1.0	B	5	2	1	1	1	0	0	0	0	0	18	24	9.00	2.000										
Kerry Ligtenberg, R ERA: 2.76	(8, 1)	1.2		6	1	0	0	1	0	0	0	0	0	16	24	0.00	0.600										
Chris Hammond, L ERA: 2.21	(9, 1)	0.1		1	0	0	0	1	0	0	0	0	0	3	4	0.00	0.000										

San Diego Padres @ Atlanta Braves  
Turner Field, Atlanta, GA  
Sun May 12 2002, 1:05 PM EDT  
Att. 25,636 - Overcast - 72 F

livebaseballscorecards.com

AB 39  
R 6  
H 11  
RBI 6  
BB 2  
SO 6  
LOB 18



BOTTOM

San Diego Padres @ Atlanta Braves  
Turner Field, Atlanta, GA  
Sun May 12 2002, 1:05 PM EDT  
Att. 25,636 - Overcast - 72 F

livebaseballscorecards.com

AB 37  
R 5  
H 11  
RBI 5  
BB 2  
SO 3  
LOB 19




WP: 0 PA: 40  
PB: 0  
SB: 0  
CS: 1

AB R H RBI BB SO LOB

5	0	0	0	0	0	3
4	0	2	0	1	0	0
5	0	2	1	0	0	1
5	1	1	0	0	2	6
3	1	1	0	0	0	2
4	1	1	1	0	1	3
4	1	2	1	0	0	0
4	1	2	2	0	0	1
2	0	0	0	0	0	2
0	0	0	0	0	0	0
0	0	0	0	1	0	0
0	0	0	0	0	0	0
0	0	0	0	0	0	0
1	0	0	0	0	0	1

Batter	1	2	3	4	5	6	7	8	9											
Rafael Furcal, S OBP: 0.299, SLG: 0.351 (1, 6)	2-1 F9 1	0-1 F2 3			2-1 P6 1		0-2 G4-3 1-2f 2		3-2 F7 2											
Marcus Giles, R OBP: 0.353, SLG: 0.442 (1, 4)	0-1 F9 2		3-2 G6-3 1		0-0 FC1 1B		4-2 1B BB		0-0 1B 1-2 1B											
Gary Sheffield, R OBP: 0.307, SLG: 0.372 (1, 9)	1-1 F8 3		3-1 P4 2		0-1 FC1 1-2		0-2 1B 1-2		0-0 1B 1-2 2-H											
Andruw Jones, R OBP: 0.368, SLG: 0.558 (1, 8)		0-0 1B 1B 2B	0-2 F2 3		3-1 P6 2		3-3 K 3		0-3 K 3											
Javy Lopez, R OBP: 0.258, SLG: 0.303 (1, 2)		1-1 1B 2B 1B 2-3		0-0 F8 1	3-2 F3 3			1-0 CS HBP												
Darren Bragg, L OBP: 0.182, SLG: 0.400 (1, 7)		1-1 L3 1		2-1 HR		1-1 F7 1		3-3 K 1-2 2												
Wes Helms, R OBP: 0.293, SLG: 0.443 (1, 3)		1-0 2B 1B 1-2 3-H		0-0 2B		2-2 P4 2		1-2 F2 3												
Mark DeRosa, R OBP: 0.385, SLG: 0.459 (1, 5)		1-2 FC1-6-5 1-H 2-H 2B		2-1 L7 2		1-0 G1-4-3 3			1-1 1B 1B											
Tom Glavine, L OBP: 0.091, SLG: 0.136 (7, 1) Mike Remlinger, L OBP: 0.205, SLG: 0.268 (7, PH) Keith Lockhart, L OBP: 0.205, SLG: 0.268 (8, 1) Kerry Ligtenberg, R OBP: 0.113, SLG: 0.154 (8, 1) Chris Hammond, L OBP: 0.113, SLG: 0.154 (9, 1) 10 Chipper Jones, S OBP: 0.412, SLG: 0.482 (9, PH)		1-1 FC1-6-5 2-3 2		0-2 G6-3 3			4-1 G4-3 BB		0-0 F5 1											
Inning Stats	R: 0 E: 0 K: 0 S: 6	H: 0 LOB: 0 BB: 0 P: 9	R: 3 E: 0 K: 0 S: 13	H: 4 LOB: 1 BB: 0 P: 18	R: 0 E: 0 K: 0 S: 8	H: 0 LOB: 0 BB: 0 P: 14	R: 1 E: 0 K: 0 S: 9	H: 2 LOB: 1 BB: 0 P: 13	R: 0 E: 0 K: 0 S: 10	H: 1 LOB: 2 BB: 0 P: 18	R: 0 E: 0 K: 0 S: 8	H: 0 LOB: 0 BB: 0 P: 12	R: 0 E: 0 K: 1 S: 13	H: 1 LOB: 2 BB: 2 P: 24	R: 0 E: 0 K: 1 S: 6	H: 0 LOB: 0 BB: 0 P: 11	R: 1 E: 0 K: 1 S: 13	H: 3 LOB: 2 BB: 0 P: 17	1B: 7 2B: 4 3B: 0 HR: 1	SF: 0 SAC: 0 DP: 2 HBP: 1

PITCHER	IP	WLS	BF	H	R	ER	SO	BB	IBB	HBP	BLK	WP	HR	S	P	ERA	WHIP
Bobby Jones, R ERA: 5.73 (1, 1)	5.0		23	7	4	4	0	0	0	0	0	0	1	46	72	7.20	1.400
Jason Boyd, R ERA: 4.5 (6, 1)	1.2	W	6	0	0	0	0	2	0	0	0	0	0	15	27	0.00	1.200
Steve Reed, R ERA: 1.13 (7, 1)	1.1	H	5	1	0	0	2	0	0	1	0	0	0	12	20	0.00	0.750
Trevor Hoffman, R ERA: 2.08 (9, 1)	1.0	S	6	3	1	1	1	0	0	0	0	0	0	13	17	9.00	3.000

Batter	1	2	3	4	5	6	7	8	9	AB R H RBI BB SO LOB	TOP											
Orlando Cabrera, R (1, 6) OBP: 0.323, SLG: 0.371	1-2 F8		2-2 HR		2-2 F9		1-3 K			4 1 1 1 0 1 2	<b>Montreal Expos @ San Diego Padres</b> Qualcomm Stadium, San Diego, CA Mon May 13 2002, 10:05 PM EDT Att. 27,865 - Sunny - 75 F											
Jose Vidro, S (1, 4) OBP: 0.371, SLG: 0.471	0-0 HR		2-1 G5-4-3 1B		2-2 L6		1-0 L3			4 1 2 0 0 0 2												
Vladimir Guerrero, R (1, 9) OBP: 0.441, SLG: 0.653	1-0 P5		1-2 G5-4-3 1-2f		0-0 F9 S 1B		3-3 K			4 0 1 0 0 1 2												
Lee Stevens, L (1, 3) OBP: 0.359, SLG: 0.441	0-0 HR		0-1 1B		1-3 K		3-1 F8			4 1 2 2 0 1 1												
Fernando Tatis, R (1, 5) OBP: 0.381, SLG: 0.553	1-2 1B		2-3 K		2-1 F9		4-0 BB			3 0 1 0 1 1 2												
Troy O'Leary, L (1, 7) OBP: 0.273, SLG: 0.273	1-3 K		1-3 K		1-1 L8		2-3 K			3 0 0 0 0 2 2												
Joey Eischen, L (6, 1)										0 0 0 0 0 0 0												
Wil Cordero, R (8, PH) OBP: 0.211, SLG: 0.211										1 0 0 0 0 1 1												
Graeme Lloyd, L (8, 1)										0 0 0 0 0 0 0												
Michael Barrett, R (1, 2) OBP: 0.397, SLG: 0.592		2-0 G6-3		3-2 G6-3		0-0 G3		0-3 K		4 0 0 0 0 1 0	<b>AB 35</b> <b>R 3</b> <b>H 9</b> <b>RBI 3</b> <b>BB 1</b> <b>SO 12</b> <b>LOB 12</b>											
Brad Wilkerson, L (1, 8) OBP: 0.387, SLG: 0.391		3-1 F9		3-3 K		2-2 1B 1B		2-3 K		4 0 1 0 0 2 0												
Carl Pavano, R (1, 1) OBP: 0.250, SLG: 0.313		2-3 K		2-3 K		0-0 1B		0-2 G6-3		1 0 0 0 0 1 0												
Masato Yoshii, R (2, 1)										1 0 0 0 0 1 0												
Andy Chavez, L (6, 8) OBP: 0.208, SLG: 0.261										2 0 1 0 0 0 0												
<b>Inning Stats</b>	R: 2 E: 0 K: 1 S: 13	H: 3 LOB: 1 BB: 0 P: 17	R: 0 E: 0 K: 1 S: 7	H: 0 LOB: 0 BB: 0 P: 14	R: 1 E: 0 K: 1 S: 15	H: 3 LOB: 1 BB: 0 P: 22	R: 0 E: 0 K: 2 S: 9	H: 0 LOB: 0 BB: 0 P: 16	R: 0 E: 0 K: 1 S: 12	H: 0 LOB: 0 BB: 0 P: 18	R: 0 E: 0 K: 1 S: 9	H: 1 LOB: 1 BB: 0 P: 13	R: 0 E: 0 K: 1 S: 10	H: 2 LOB: 2 BB: 0 P: 14	R: 0 E: 0 K: 2 S: 9	H: 0 LOB: 1 BB: 1 P: 21	R: 0 E: 0 K: 2 S: 11	H: 0 LOB: 0 BB: 0 P: 13	1B: 7 2B: 0 3B: 0 HR: 2	SF: 0 SAC: 0 DP: 1 HBP: 0	WP: 0 PB: 0 SB: 1 CS: 0	PA: 36
<b>PITCHER</b>	IP WLS BF H R ER SO BB IBB HBP BLK WP HR S P ERA WHIP																					
Brett Tomko, R (1, 1) ERA: 2.89	7.0 W 29 9 3 3 8 0 0 0 0 0 2 75 114 3.86 1.286																					
Jeremy Fikac, R (8, 1) ERA: 3.93	1.0 4 0 0 0 2 1 0 0 0 0 0 9 21 0.00 1.000																					
Alan Embree, L (9, 1) ERA: 3.18	1.0 3 0 0 0 2 0 0 0 0 0 0 11 13 0.00 0.000																					

Batter	1	2	3	4	5	6	7	8	9
D'Angelo Jimenez, S (1, 4) OBP: 0.317, SLG: 0.320	2-0 G6-3	4-2 1B BB		3-3 K		1-3 K		2-1 G5-3	
Mark Kotsay, L (1, 8) OBP: 0.364, SLG: 0.410	2-2 1B BB	2-2 P4		0-1 FC4-6 1B		2-2 HR		2-1 FC4-6 1B	
Ryan Klesko, L (1, 3) OBP: 0.432, SLG: 0.571	4-1 1B BB	4-0 1B IBB		2-1 FC4-6 1-2f		0-0 BB 1B		1-0 FC4-6 FC6-4 1-2f	
Bubba Trammell, R (1, 9) OBP: 0.368, SLG: 0.394	1-3 K	1-1 1B 1B		2-3 K		4-2 CS 1B BB		0-0 FC6-4 1-2f	
Ray Lankford, L (1, 7) OBP: 0.337, SLG: 0.338	1-2 1B 2-H	3-1 FC4-6 1B		2-3 K		0-1 1B 2-H			
Deivi Cruz, R (1, 6) OBP: 0.274, SLG: 0.426	2-1 G1-6-3	1-0 FC4-6 1-2f		0-0 F9		3-3 K 2-3			
Ramón Vázquez, L (1, 5) OBP: 0.260, SLG: 0.224		0-1 BB 1B BLK 1B		1-1 F8		4-2 1B BB		1-0 F8	
Tom Lampkin, L (1, 2) OBP: 0.297, SLG: 0.346		0-1 F8		1-2 G4-3		1-0 1B		1-3 K	
Brett Tomko, R (1, 1) OBP: 0.238, SLG: 0.333 Jeremy Fikac, R (8, 1) Alan Embree, L (9, 1)		0-1 BLK BB 1B 1B		0-0 F9		1-1 L8		1-3 K	

Inning Stats	R: 1	H: 2	E: 0	LOB: 2	K: 1	S: 13	P: 25	R: 4	H: 4	E: 0	LOB: 2	K: 0	S: 18	P: 33	R: 0	H: 0	E: 0	LOB: 0	K: 0	S: 6	R: 0	H: 1	E: 0	LOB: 1	K: 2	S: 10	P: 17	R: 0	H: 1	E: 0	LOB: 2	K: 1	S: 10	P: 18	R: 2	H: 3	E: 0	LOB: 2	K: 2	S: 15	P: 25	R: 0	H: 0	E: 0	LOB: 0	K: 2	S: 7	P: 10	R: 0	H: 1	E: 0	LOB: 1	K: 0	S: 6	P: 11
--------------	------	------	------	--------	------	-------	-------	------	------	------	--------	------	-------	-------	------	------	------	--------	------	------	------	------	------	--------	------	-------	-------	------	------	------	--------	------	-------	-------	------	------	------	--------	------	-------	-------	------	------	------	--------	------	------	-------	------	------	------	--------	------	------	-------

PITCHER	IP	WLS	BF	H	R	ER	SO	BB	IBB	HBP	BLK	WP	HR	S	P	ERA	WHIP
Carl Pavano, R (1, 1) ERA: 6.14	1.2	L	14	6	5	5	1	2	1	0	1	0	0	30	56	27.00	4.800
Masato Yoshii, R (2, 1) ERA: 4.34	3.2		17	4	2	2	4	2	0	0	0	0	1	37	62	4.91	1.636
Joey Eischen, L (6, 1) ERA:	1.2		5	1	0	0	3	0	0	0	0	0	0	12	18	0.00	0.600
Graeme Lloyd, L (8, 1) ERA: 5.6	1.0		4	1	0	0	0	0	0	0	0	0	0	6	11	0.00	1.000

**BOTTOM**

**Montreal Expos @ San Diego Padres**  
Qualcomm Stadium, San Diego, CA

Mon May 13 2002, 10:05 PM EDT  
Att. 27,865 - Sunny - 75 F

AB	R	H	RBI	BB	SO	LOB
4	1	0	0	1	2	0
5	2	4	1	0	0	2
3	2	1	0	2	0	2
4	0	1	2	1	2	4
4	0	3	3	0	1	0
4	0	0	0	0	1	6
3	1	1	0	1	0	0
4	0	1	0	0	1	1
4	1	1	0	0	1	2
0	0	0	0	0	0	0
0	0	0	0	0	0	0

livebaseballscorecards.com

AB	35
R	7
H	12
RBI	6
BB	5
SO	8
LOB	17



WP	0	PA	40
PB	0	SB	0
CS	1		

Batter	1	2	3	4	5	6	7	8	9	AB R H RBI BB SO LOB	TOP																
<b>Andy Chavez, L</b> (1, 8) <small>OBP: 0.222, SLG: 0.269</small>	1-1 		2-0 		0-0 		3-3 		3 1 1 0 0 1 1																		
<b>Jose Vidro, S</b> (1, 4) <small>OBP: 0.380, SLG: 0.471</small>	4-2 		4-0 		3-2 		2-3 		2 1 1 1 2 1 0																		
<b>Vladimir Guerrero, R</b> (1, 9) <small>OBP: 0.442, SLG: 0.669</small>	1-2 		1-0 		1-0 			1-0 	4 1 2 2 0 0 1																		
<b>Lee Stevens, L</b> (1, 3) <small>OBP: 0.357, SLG: 0.431</small>	2-1 		1-0 		0-1 			4-2 	3 0 0 1 1 0 2																		
<b>Fernando Tatis, R</b> (1, 5) <small>OBP: 0.370, SLG: 0.524</small> <b>Scott Stewart, R</b> (8, 1) <b>Matt Herges, L</b> (9, 1)	1-2 			1-3 		0-1 		0-1 	4 0 1 0 0 1 3 0 0 0 0 0 0 0 0 0 0 0 0 0 0																		
<b>Orlando Cabrera, R</b> (1, 6) <small>OBP: 0.315, SLG: 0.361</small>		1-1 		1-3 		2-1 		0-1 	4 0 0 0 0 1 1																		
<b>Michael Barrett, R</b> (1, 2) <small>OBP: 0.395, SLG: 0.585</small>		0-0 		0-0 		2-0 		2-2 	3 0 1 0 0 0 0																		
<b>Brad Wilkerson, L</b> (1, 7) <small>OBP: 0.376, SLG: 0.378</small>		1-3 		0-0 		0-0 		3-3 	4 0 0 0 0 2 3																		
<b>Bruce Chen, L</b> (1, 1) <small>OBP: 0.455, SLG: 0.545</small> <b>Joey Eischen, L</b> (6, 1) <b>Troy O'Leary, L</b> (7, PH) <small>OBP: 0.250, SLG: 0.250</small> <b>52 T.J. Tucker, R</b> (7, 1) <small>OBP: 1.000, SLG: 1.000</small> <b>Chris Truby, R</b> (8, 5) <small>OBP: 0.296, SLG: 0.402</small>			1-0 		0-0 		1-0 		2 1 2 0 0 0 0 0 0 0 0 0 0 0 1 0																		
<b>Inning Stats</b>	R: 1 H: 2 E: 0 LOB: 1 K: 0 BB: 1 S: 13 P: 22	R: 0 H: 0 E: 0 LOB: 0 K: 1 BB: 0 S: 6 P: 8	R: 2 H: 2 E: 0 LOB: 0 K: 0 BB: 1 S: 4 P: 13	R: 0 H: 0 E: 0 LOB: 1 K: 2 BB: 0 S: 8 P: 10	R: 1 H: 2 E: 0 LOB: 0 K: 0 BB: 0 S: 6 P: 10	R: 0 H: 2 E: 0 LOB: 2 K: 0 BB: 0 S: 8 P: 12	R: 0 H: 0 E: 0 LOB: 0 K: 2 BB: 0 S: 7 P: 13	R: 0 H: 0 E: 0 LOB: 0 K: 0 BB: 1 S: 5 P: 10	R: 0 H: 0 E: 0 LOB: 0 K: 1 BB: 0 S: 8 P: 13	1B: 6 SF: 0 2B: 1 SAC: 2 3B: 0 DP: 3 HR: 1 HBP: 0	WP: 2 PA: 35 PB: 0 SB: 0 CS: 1																
<b>PITCHER</b>	IP WLS BF H R ER SO BB IBB HBP BLK WP HR S P ERA WHIP											<b>PITCHER</b>	IP WLS BF H R ER SO BB IBB HBP BLK WP HR S P ERA WHIP														
<b>Brian Tollberg, R</b> (1, 1) <small>ERA: 5.92</small>	6.0		26	8	4	4	3	2	0	0	0	2	1	45	75	6.00	1.667										
<b>Jason Boyd, R</b> (7, 1) <small>ERA: 4.26</small>	1.0		3	0	0	0	2	0	0	0	0	0	0	7	13	0.00	0.000										
<b>Steve Reed, R</b> (8, 1) <small>ERA: 1.06</small>	1.0		3	0	0	0	0	1	0	0	0	0	0	5	10	0.00	1.000										
<b>Trevor Hoffman, R</b> (9, 1) <small>ERA: 1.93</small>	1.0	W	3	0	0	0	1	0	0	0	0	0	0	8	13	0.00	0.000										

**Montreal Expos @ San Diego Padres**  
 Qualcomm Stadium, San Diego, CA  
 Tue May 14 2002, 10:05 PM EDT  
 Att. 13,323 - Sunny - 69 F

[livebaseballscorecards.com](http://livebaseballscorecards.com)

AB	30
R	4
H	8
RBI	4
BB	3
SO	6
LOB	11



Batter	1	2	3	4	5	6	7	8	9	AB	R	H	RBI	BB	SO	LOB
Trenidad Hubbard, R OBP: 0.300, SLG: 0.286 Ramón Vázquez, L OBP: 0.269, SLG: 0.235	2-2 CS 1B		0-3 2		2-1 BB 1B		2-2 1B 2B 1B	3-2 1B		4	1	3	0	0	1	1
Mark Kotsay, L OBP: 0.365, SLG: 0.413	2-2 G4-3 1-2		1-0 2B		4-0 1-2 FC5-4 BB		1-3 K	2-0 F9		4	0	1	0	1	1	3
Bubba Trammell, R OBP: 0.359, SLG: 0.382	0-0 F8		3-3 K		1-0 FC5-4 1-2f		1-0 F3		3-2 SH1-4 1B 1B	5	1	1	0	0	1	5
Ryan Klesko, L OBP: 0.445, SLG: 0.607		0-0 HR		2-2 F9		2-2 2B SF7 1B	1-1 2B 1B		3-1 1B SH1-4 1B	5	3	4	1	0	0	0
Deivi Cruz, R OBP: 0.282, SLG: 0.446		0-1 L8		1-1 F2		2-2 SF7 2B	0-0 1-H 2-H 2B		0-1 SH1-4	4	0	2	2	0	0	0
Ray Lankford, L OBP: 0.364, SLG: 0.333		3-3 K		4-0 FC6-4 BB		2-0 HBP	4-0 IBB		4-0 1B IBB	1	0	0	0	3	1	0
D'Angelo Jimenez, S OBP: 0.314, SLG: 0.318		0-1 L6		0-0 FC6-4 1-2f		1-0 SF7	1-1 P5		1-1 1-2 2-3 3-H 1B	4	0	1	2	0	0	3
Javier Cardona, R OBP: 0.143, SLG: 0.128		0-0 F8		0-1 G6-3		1-2 P4		2-2 F9		4	0	0	0	0	0	2
Brian Tollberg, R OBP: 0.176, SLG: 0.188 Cesar Crespo, S OBP: 0.200, SLG: 0.154 Jason Boyd, R OBP: 0.226, SLG: 0.240 Steve Reed, R OBP: 0.226, SLG: 0.240 Mark Sweeney, L OBP: 0.226, SLG: 0.240 Trevor Hoffman, R		4-1 2B BB		0-1 G6-3		1-0 F8		1-2 G3		1	0	0	0	1	0	0

Inning Stats	R: 0	H: 1	E: 0	K: 0	S: 9	LOB: 0	BB: 0	P: 13	R: 1	H: 1	E: 0	K: 1	S: 8	LOB: 0	BB: 0	P: 11	R: 0	H: 1	E: 0	K: 2	S: 9	LOB: 2	BB: 1	P: 17	R: 0	H: 0	E: 0	K: 0	S: 6	LOB: 1	BB: 0	P: 13	R: 0	H: 1	E: 0	K: 0	S: 7	LOB: 2	BB: 1	P: 14	R: 1	H: 2	E: 0	K: 0	S: 13	LOB: 2	BB: 0	P: 22	R: 2	H: 3	E: 0	K: 1	S: 12	LOB: 2	BB: 1	P: 22	R: 0	H: 1	E: 0	K: 0	S: 11	LOB: 1	BB: 0	P: 19	R: 1	H: 3	E: 0	K: 0	S: 9	LOB: 3	BB: 1	P: 20	1B: 9	SF: 1	2B: 3	SAC: 1	3B: 0	DP: 0	HR: 1	HBP: 1	WP: 0	PA: 43
PITCHER	IP	WLS	BF	H	R	ER	SO	BB	IBB	HBP	BLK	WP	HR	S	P	ERA	WHIP																																																																	
Bruce Chen, L ERA: 4.11	(1, 1)	5.0		23	6	2	2	3	3	0	0	0	0	1	45	78	3.60	1.800																																																																
Joey Eischen, L ERA:	(6, 1)	1.0	H	4	0	0	0	0	0	1	0	0	0	7	12	0.00	0.000																																																																	
52 T.J. Tucker, R ERA: 2.22	(7, 1)	1.2	B	10	4	2	2	1	0	1	0	0	0	22	38	10.80	2.400																																																																	
Scott Stewart, L ERA: 2.37	(8, 1)	0.1	L	3	2	1	1	0	0	0	0	0	0	6	14	27.00	6.000																																																																	
Matt Herges, R ERA: 3.8	(9, 1)	0.1		3	1	0	0	0	0	1	0	0	0	4	9	0.00	3.000																																																																	

**BOTTOM**

**Montreal Expos @ San Diego Padres**  
Qualcomm Stadium, San Diego, CA

Tue May 14 2002, 10:05 PM EDT  
Att. 13,323 - Sunny - 69 F

AB	35
R	5
H	13
RBI	5
BB	5
SO	4
LOB	16



Batter	1	2	3	4	5	6	7	8	9	10	11	12	13	14	AB R H RBI BB SO LOB	TOP		
<b>Endy Chavez, L</b> <small>(1, 8) OBP: 0.212, SLG: 0.281</small>															6 0 1 0 0 0 2	<b>Montreal Expos @ San Diego Padres</b> Qualcomm Stadium, San Diego, CA Wed May 15 2002, 10:05 PM EDT Att: 12,402 - Overcast - 65 F		
<b>Jose Vidro, S</b> <small>(1, 4) OBP: 0.384, SLG: 0.475</small>														5 1 2 0 1 0 2				
<b>Vladimir Guerrero, R</b> <small>(1, 9) OBP: 0.438, SLG: 0.654</small>														5 0 1 0 1 1 3				
<b>Lee Stevens, L</b> <small>(1, 3) OBP: 0.356, SLG: 0.418</small>														4 0 0 0 2 2 4				
<b>Orlando Cabrera, R</b> <small>(1, 6) OBP: 0.311, SLG: 0.362</small>														5 0 1 1 0 2 1				
<b>Fernando Tatis, R</b> <small>(1, 5) OBP: 0.367, SLG: 0.500</small> <b>Chris Truby, R</b> <small>(7, PR) (7, 5) (13, 7)</small>														2 0 0 0 1 0 1 3 0 1 0 0 2 2				
<b>Michael Barrett, R</b> <small>(1, 2) OBP: 0.392, SLG: 0.577</small>														5 0 1 0 1 2 3				
<b>Brad Wilkerson, L</b> <small>(1, 7) OBP: 0.372, SLG: 0.369</small> <b>Graeme Lloyd, L</b> <small>(11, 1)</small> <b>Brian Schneider, L</b> <small>(12, PH) OBP: 0.353, SLG: 0.457</small> <b>Joey Eischen, L</b> <small>(12, 1)</small>														3 0 0 0 1 1 0 0 0 0 0 0 0 0 1 0 0 0 0 0 3 1 0 0 0 0 1 1				
<b>Javier Vazquez, R</b> <small>(1, 1) OBP: 0.087, SLG: 0.087</small> <b>Matt Herge, L</b> <small>(8, 1)</small> <b>Scott Stewart, R</b> <small>(8, 1)</small> <b>Troy O'Leary, L</b> <small>(11, PH) OBP: 0.231, SLG: 0.231</small> <b>Britt Reininger, R</b> <small>(11, 1) OBP: 1.000, SLG: 1.000</small> <b>Mike Mordica, R</b> <small>(11, 1) OBP: 0.324, SLG: 0.303</small> <small>(13, 5)</small>														2 0 1 0 0 0 1 0 0 0 0 0 0 0 0 0 0 0 0 0 0 1 0 0 0 0 0 0 0 0 0 0 0 0 0 1 0 0 0 0 0 0				
<b>Inning Stats</b>	R: 0 H: 0 E: 0 LOB: 0 K: 0 BB: 1 S: 4 P: 8	R: 0 H: 0 E: 0 LOB: 0 K: 1 BB: 1 S: 9 P: 16	R: 0 H: 0 E: 0 LOB: 0 K: 1 BB: 1 S: 8 P: 12	R: 0 H: 1 E: 0 LOB: 1 K: 1 BB: 0 S: 8 P: 10	R: 0 H: 0 E: 0 LOB: 0 K: 2 BB: 0 S: 14 P: 20	R: 0 H: 1 E: 0 LOB: 0 K: 0 BB: 0 S: 7 P: 11	R: 1 H: 2 E: 0 LOB: 2 K: 1 BB: 1 S: 17 P: 29	R: 0 H: 0 E: 1 LOB: 1 K: 0 BB: 0 S: 5 P: 8	R: 0 H: 0 E: 0 LOB: 0 K: 0 BB: 0 S: 5 P: 8	R: 0 H: 1 E: 0 LOB: 0 K: 1 BB: 0 S: 6 P: 8	R: 0 H: 0 E: 0 LOB: 0 K: 0 BB: 0 S: 4 P: 8	R: 0 H: 1 E: 1 LOB: 3 K: 1 BB: 2 S: 13 P: 26	R: 0 H: 1 E: 0 LOB: 2 K: 1 BB: 1 S: 13 P: 24	R: 0 H: 1 E: 0 LOB: 1 K: 2 BB: 0 S: 10 P: 14	1B: 4 SF: 0 2B: 5 SAC: 2 3B: 0 DP: 4 HR: 0 HBP: 0		WP: 1 PA: 53 FB: 0 SB: 0 CS: 1	
<b>PITCHER</b>	IP WLS BF H R ER SO BB IBB HBP BLK WP HR S P ERA WHIP																	
<b>Dennis Tankersley, R</b> <small>(1, 1) ERA: 2.19</small>	6.2	24	4	1	1	6	4	0	0	0	0	1	0	65	102		1.35	1.200
<b>Jason Boyd, R</b> <small>(7, 1) ERA: 3.8</small>	2.1	8	0	0	0	0	0	0	0	0	0	0	0	12	20		0.00	0.000
<b>Jeremy Fikac, R</b> <small>(10, 1) ERA: 3.54</small>	2.0	6	1	0	0	1	0	0	0	0	0	0	0	10	16		0.00	0.500
<b>Steve Reed, R</b> <small>(12, 1) ERA: 1.0</small>	1.0	6	1	0	0	1	0	2	0	0	0	0	0	13	26	0.00	1.000	
<b>Alan Embree, L</b> <small>(13, 1) ERA: 2.7</small>	2.0	W	9	2	0	0	3	0	1	0	0	0	0	23	38	0.00	1.000	

livebaseballscorecards.com





Batter	1	2	3	4	5	6	7	8	9	10	11	12	13	14	AB	R	H	RBI	BB	SO	LOB	BOTTOM					
D'Angelo Jimenez, S OBP: 0.313, SLG: 0.316 (1, 4)	F7		1B		G3-1			K	G5-3		FC5-4			G5-3 1B	7	1	2	0	0	1	6	<b>Montreal Expos @ San Diego Padres</b> <b>Qualcomm Stadium, San Diego, CA</b> Wed May 15 2002, 10:05 PM EDT Att. 12,402 - Overcast - 65 F <a href="http://livebaseballscorecards.com">livebaseballscorecards.com</a>					
Mark Kotsay, L OBP: 0.361, SLG: 0.402 (1, 8)	BB		F7		K			F8		K2-3		FC6-4 1B		G5-3	6	0	1	0	1	2	3						
Ryan Klesko, L OBP: 0.431, SLG: 0.581 (1, 3)	K		G4-3					F7		K		F9		1B	7	0	1	1	0	2	4						
Ray Lankford, L OBP: 0.383, SLG: 0.342 (1, 7)	K			G1-3 1B				G4-3		K		FC6-4 BB			4	1	2	0	2	2	1						
Bubba Trammell, R OBP: 0.347, SLG: 0.366 (1, 9)		F8		G1-3				F8			K	FC6-4			6	0	1	0	0	1	4						
Deivi Cruz, R OBP: 0.275, SLG: 0.435 Jason Boyd, R OBP: 0.275, SLG: 0.278 Trenidad Hubbard, R OBP: 0.275, SLG: 0.278 Jeremy Fikac, R OBP: 0.275, SLG: 0.278 Mark Sweeney, L OBP: 0.275, SLG: 0.278 Steve Reed, R OBP: 0.275, SLG: 0.278 Sean Burroughs, L OBP: 0.275, SLG: 0.278 Alan Embree, L OBP: 0.275, SLG: 0.278 (1, 6) (7, 1) (9, PH) (10, 1) (11, PH) (12, 1) (12, PH) (13, 1)		G4-3		G5-3				G1-3		E6		G4-3			3	0	0	0	0	0	2						
Ramón Vázquez, L OBP: 0.274, SLG: 0.233 (1, 5) (7, 6)			K		FC6-4 IBB			K		L4			F8		5	0	1	0	1	2	2						
Wiki Gonzalez, R OBP: 0.182, SLG: 0.100 Tom Lampkin, L OBP: 0.301, SLG: 0.342 (1, 2) (11, PH) (12, 2)			F3		FC6-4			K		K		FC6-2 IBB		P5	4	0	0	0	0	2	4						
Dennis Tankersley, R OBP: 0.250, SLG: 0.250 Cesar Crespo, S OBP: 0.211, SLG: 0.125 (1, 1) (7, 5)			1B		G5-3			P6		BB		FC6-2 FC5-4		G6-3	1	0	0	0	0	0	0						
			1B												3	0	0	0	1	0	3						
<b>Inning Stats</b>	R: 0 E: 0 K: 2 S: 13	H: 0 LOB: 1 BB: 1 P: 21	R: 0 E: 0 K: 1 S: 7	H: 0 LOB: 0 BB: 0 P: 8	R: 0 E: 0 K: 0 S: 10	H: 2 LOB: 2 BB: 0 P: 17	R: 0 E: 0 K: 0 S: 6	H: 1 LOB: 2 BB: 1 P: 11	R: 0 E: 0 K: 1 S: 9	H: 0 LOB: 0 BB: 0 P: 12	R: 0 E: 0 K: 1 S: 10	H: 0 LOB: 0 BB: 0 P: 17	R: 1 E: 1 K: 1 S: 15	H: 2 LOB: 3 BB: 1 P: 25	R: 0 E: 0 K: 3 S: 11	H: 0 LOB: 0 BB: 0 P: 16	R: 0 E: 0 K: 0 S: 9	H: 1 LOB: 2 BB: 1 P: 18	R: 0 E: 0 K: 0 S: 5	H: 0 LOB: 0 BB: 0 P: 7	R: 1 E: 0 K: 0 S: 5		H: 2 LOB: 1 BB: 0 P: 9	1B: 10 2B: 0 3B: 0 HR: 0	SF: 0 SAC: 0 DP: 0 HBP: 0	WP: 0 PB: 0 SB: 3 CS: 0	PA: 57
<b>PITCHER</b>	<b>Javier Vazquez, R</b> ERA: 2.67 <b>Matt Herges, R</b> ERA: 3.68 <b>Scott Stewart, L</b> ERA: 2.21 <b>Britt Reames, R</b> ERA: 4.95 <b>Graeme Lloyd, L</b> ERA: 5.4										<b>IP</b> 8.0 <b>WLS</b> 30 <b>BF</b> 3 <b>H</b> 2 <b>R</b> 1 <b>ER</b> 0 <b>SO</b> 7 <b>BB</b> 2 <b>IBB</b> 1 <b>HBP</b> 0 <b>BLK</b> 0 <b>WP</b> 0 <b>HR</b> 0 <b>S</b> 7 <b>P</b> 114 <b>ERA</b> 0.00 <b>WHIP</b> 0.625																
	<b>IP</b> 2.1 <b>WLS</b> L <b>BF</b> 11 <b>H</b> 3 <b>R</b> 1 <b>ER</b> 1 <b>SO</b> 0 <b>BB</b> 1 <b>IBB</b> 0 <b>HBP</b> 0 <b>BLK</b> 0 <b>WP</b> 0 <b>HR</b> 0 <b>S</b> 19 <b>P</b> 34 <b>ERA</b> 3.86 <b>WHIP</b> 1.714																										



Batter	1	2	3	4	5	6	7	8	9	AB R H RBI BB SO LOB	TOP											
Roger Cedeno, S OBP: 0.272, SLG: 0.297 (1, 7)	0-0 31 G3-1 S 1B		0-0 G6-3	2-1 G3			0-1 G5-4-3 1B		2-0 S 1-H 2B	5 1 3 1 0 0 2												
Roberto Alomar, S OBP: 0.313, SLG: 0.356 (1, 4)	3-2 F7 1-2		2-2 31 S 1B			3-1 L3	1-1 G5-4-3 1-2f		2-2 G6-3 2-3	5 0 1 0 0 0 3												
31 Mike Piazza, R OBP: 0.341, SLG: 0.478 (1, 2)	2-1 G3-1 2-3		1-3 K 1-2			4-1 G4-6-3 BB		2-2 F7		3 0 0 0 1 1 2												
Mo Vaughn, L OBP: 0.353, SLG: 0.386 (1, 3)	2-2 1B 3-H 1B		1-0 F9			2-1 G4-6-3 1-2f		3-3 K		4 0 1 1 0 1 2												
Edgardo Alfonzo, R OBP: 0.425, SLG: 0.371 (1, 5)	2-1 1B 1-2 1B			0-0 G6-3		0-1 G5-3 1B		0-1 1B		4 0 3 0 0 0 0												
Jeremy Burnitz, L OBP: 0.319, SLG: 0.387 (1, 9)	0-0 G4-3			4-0 1B E BB		2-0 G5-3 1-2		1-1 P3		3 1 0 0 1 0 4												
Timo Perez, L OBP: 0.373, SLG: 0.500 (1, 8)									3-1 2B 1B	3 1 2 0 1 0 0												
Rey Ordonez, R OBP: 0.257, SLG: 0.295 (1, 6)									1-0 F3	4 0 0 0 0 2 5												
Al Leiter, L OBP: 0.250, SLG: 0.118 Ty Wigginton, R (7, PH) David Weathers, R (7, 1) Mark Johnson, L (9, PH) Mark Guthrie, R (9, 1)									0-0 P6	2 0 1 1 0 1 0 1 0 0 0 0 1 0 0 0 0 0 0 0 0 1 0 0 0 0 0 1 0 0 0 0 0 0 0												
<b>Inning Stats</b>	R: 1 E: 0 K: 0 S: 13	H: 3 LOB: 2 BB: 0 P: 22	R: 0 E: 0 K: 2 S: 8	H: 0 LOB: 0 BB: 0 P: 9	R: 0 E: 0 K: 1 S: 8	H: 1 LOB: 1 BB: 1 P: 12	R: 1 E: 1 K: 1 S: 12	H: 2 LOB: 2 BB: 1 P: 22	R: 0 E: 0 K: 0 S: 5	H: 0 LOB: 0 BB: 1 P: 14	R: 0 E: 0 K: 0 S: 4	H: 1 LOB: 1 BB: 1 P: 10	R: 0 E: 0 K: 1 S: 7	H: 1 LOB: 0 BB: 0 P: 8	R: 0 E: 0 K: 1 S: 11	H: 1 LOB: 1 BB: 0 P: 17	R: 1 E: 0 K: 0 S: 9	H: 2 LOB: 1 BB: 0 P: 16	1B: 10 2B: 1 3B: 0 HR: 0	SF: 0 SAC: 0 DP: 3 HBP: 0	WP: 0 PB: 0 SB: 3 CS: 0	PA: 38
<b>PITCHER</b>	IP WLS BF H R ER SO BB IBB HBP BLK WP HR S P ERA WHIP																					
Brian Lawrence, R (1, 1) Tom Davey, R (8, 1) Kevin Pickford, L (9, 1)	7.0 L 29 8 2 2 5 2 1 0 0 0 0 0 57 97 2.57 1.429																					
	1.2 8 3 1 1 1 0 0 0 0 0 0 0 17 28 5.40 1.800																					
	0.1 1 0 0 0 0 0 0 0 0 0 0 0 3 5 0.00 0.000																					

New York Mets @ San Diego Padres  
Qualcomm Stadium, San Diego, CA  
Thu May 16 2002, 10:05 PM EDT  
Att. 15,931 - Sunny - 68 F

livebaseballscorecards.com

AB 35  
R 3  
H 11  
RBI 3  
BB 3  
SO 6  
LOB 19



BOTTOM

New York Mets @ San Diego Padres  
Qualcomm Stadium, San Diego, CA

Thu May 16 2002, 10:05 PM EDT  
Att. 15,931 - Sunny - 68 F

livebaseballscorecards.com

AB 34  
R 1  
H 8  
RBI 0  
BB 2  
SO 8  
LOB 19



WP: 1 PA: 36  
PB: 0  
SB: 0  
CS: 0

AB R H RBI BB SO LOB

4 1 3 0 0 0 0

3 0 1 0 1 0 1

4 0 0 0 0 1 3

4 0 1 0 0 0 2

2 0 1 0 1 1 1  
1 0 0 0 0 1 0

4 0 1 0 0 0 2

4 0 0 0 0 3 4

4 0 1 0 0 1 4

2 0 0 0 0 1 2  
1 0 0 0 0 0 0  
0 0 0 0 0 0 0  
0 0 0 0 0 0 0  
1 0 0 0 0 0 0

Batter	1	2	3	4	5	6	7	8	9
Trenidad Hubbard, R OBP: 0.333, SLG: 0.350 (1, 8)	2-0 G5-3 E 1B		1-0 G5-4-3 1B		1-2 2B		3-2 G6-3		
D'Angelo Jimenez, S OBP: 0.317, SLG: 0.317 (1, 4)	2-1 G5-3 1-H		0-1 G5-4-3 1-2f		4-2 FC5-4 BB		3-2 1B		
Deivi Cruz, R OBP: 0.266, SLG: 0.420 (1, 6)	1-0 G5-3		1-3 K		1-2 F9		0-2 P4		
Bubba Trammell, R OBP: 0.343, SLG: 0.360 (1, 7)	3-2 F8			3-1 24 1B 1B	2-0 FC5-4 1-2f		1-0 G6-3		
Wiki Gonzalez, R OBP: 0.286, SLG: 0.167 Tom Lampkin, L OBP: 0.298, SLG: 0.338 (8, PH) (9, 2)		4-1 2B BB		1-3 K		2-2 24 FC6-4 1B	3-3 K		
24 Alex Pelaez, R OBP: 0.250, SLG: 0.250 (1, 3)		0-1 P3		0-2 1-2 1B		1-1 FC6-4 1-2f	2-2 F9		
Sean Burroughs, L OBP: 0.280, SLG: 0.314 (1, 5)		1-3 K		1-1 F7		1-3 K	0-3 K G6-4-3		
Mark Sweeney, L OBP: 0.294, SLG: 0.300 (1, 9)		0-2 F8		0-0 F8		2-3 K	1-0 G6-4-3 1-2f		
Brian Lawrence, R OBP: 0.250, SLG: 0.238 Ray Lankford, L OBP: 0.379, SLG: 0.338 Tom Davey, R Kevin Pickford, L Mark Kotsay, L OBP: 0.359, SLG: 0.398 (7, PH) (8, 1) (9, 1) (9, PH)		2-3 K		2-1 P6		2-0 F7	2-1 F7		

Inning Stats	R: 1	H: 1	E: 1	K: 0	S: 10	LOB: 0	BB: 0	P: 18	R: 0	H: 1	E: 0	K: 2	S: 14	LOB: 2	BB: 1	P: 21	R: 0	H: 1	E: 0	K: 1	S: 7	LOB: 0	BB: 0	P: 9	R: 0	H: 2	E: 0	K: 1	S: 11	LOB: 2	BB: 0	P: 16	R: 0	H: 1	E: 0	K: 0	S: 15	LOB: 1	BB: 0	P: 17	R: 0	H: 1	E: 0	K: 0	S: 10	LOB: 1	BB: 0	P: 18	R: 0	H: 0	E: 0	K: 1	S: 7	LOB: 0	BB: 0	P: 13	R: 0	H: 0	E: 0	K: 1	S: 6	LOB: 0	BB: 0	P: 9	1B: 6	SF: 0	2B: 2	SAC: 0	3B: 0	DP: 2	HR: 0	HBP: 0	WP: 1	PA: 36
--------------	------	------	------	------	-------	--------	-------	-------	------	------	------	------	-------	--------	-------	-------	------	------	------	------	------	--------	-------	------	------	------	------	------	-------	--------	-------	-------	------	------	------	------	-------	--------	-------	-------	------	------	------	------	-------	--------	-------	-------	------	------	------	------	------	--------	-------	-------	------	------	------	------	------	--------	-------	------	-------	-------	-------	--------	-------	-------	-------	--------	-------	--------

PITCHER	IP	WLS	BF	H	R	ER	SO	BB	IBB	HBP	BLK	WP	HR	S	P	ERA	WHIP
Al Leiter, L ERA: 1.74 (1, 1)	6.0	W	26	7	1	0	6	2	0	0	0	0	0	68	106	0.00	1.500
David Weathers, R ERA: 1.38 (7, 1)	2.0	H	7	1	0	0	1	0	0	0	0	0	0	17	31	0.00	0.500
Mark Guthrie, L ERA: 3.12 (9, 1)	1.0	S	3	0	0	0	1	0	0	0	0	1	0	6	9	0.00	0.000

Batter	1	2	3	4	5	6	7	8	9	AB	R	H	RBI	BB	SO	LOB	TOP					
Roger Cedeno, S OBP: 0.283, SLG: 0.305 (1, 7)	4-0 S BB	1-1 F8		1-0 3-H 2B			31 HR BB FC4-6			3	2	1	2	2	0	3						
Roberto Alomar, S OBP: 0.317, SLG: 0.359 (1, 4)	2-1 F9		2-0 C4-6-3 1B		1-2 S 2B		E6 31 HR WP			4	2	2	0	0	0	2						
Joe McEwing, R OBP: 0.281, SLG: 0.492 (7, PH) (7, 4)										1	0	1	1	0	0	0						
Mo Vaughn, L OBP: 0.350, SLG: 0.375 (1, 3)	2-0 P3		0-1 G4-6-3		1-0 F3		4-2 31 HR BB	0-0 F7		3	1	0	0	1	0	3						
Mark Johnson, L OBP: 0.239, SLG: 0.293 (7, 3)	1-2		1-2		1-2		1-2 2-3			1	0	0	0	0	0	0						
31 Mike Piazza, R OBP: 0.338, SLG: 0.496 (1, 2)	1-2 F3		0-1 F8		1-1 G5-3		1-1 HR	2-1 L8		4	1	1	4	0	0	2						
Vance Wilson, R OBP: 0.269, SLG: 0.367 (7, 2)							1-H 2-H 3-H			1	0	0	0	0	0	0						
Edgardo Alfonzo, R OBP: 0.433, SLG: 0.396 (1, 5)		1-2 1B		2-1 SH1-3 BB FC6	0-1 2B		0-1 G5-3	2-3 K		4	2	3	1	0	0	0						
Ty Wigginton, R (7, 5)										1	0	0	0	0	1	0						
Jeremy Burnitz, L OBP: 0.329, SLG: 0.389 (1, 9)		1-2 L4-3 1B		4-2 SH1-3 E BB	2-1 F7		4-0 BB 2B		0-0 F9	2	2	1	1	2	0	1						
Jay Payton, R OBP: 0.281, SLG: 0.381 (7, 8)										1	0	0	0	0	0	0						
Timo Perez, L OBP: 0.366, SLG: 0.478 (1, 8)		3-2 L4-3		0-0 SH1-3		2-1 F7	4-0 2B 1B BB		0-2 E3	3	1	0	0	1	0	1						
(7, 9)		1-2		1-2 2-3																		
Rey Ordonez, R OBP: 0.254, SLG: 0.300 (1, 6)		2-0 E6		1-0 FC6		3-2 G3-1	1-1 1B FC4-6		0-0 G3-1	5	2	1	2	0	0	1						
		E		G6-3 2B			1-3 2-H		1-2													
Steve Trachsel, R OBP: 0.133, SLG: 0.133 (1, 1)		2-1 E5		1-0 G6-3		2-2 G6-3	1-0 FC4-6		0-3 K	4	0	1	1	0	0	2						
Armando Benitez, R (8, 1)										0	0	0	0	0	0	0						
Mark Corey, R (9, PH)										1	0	0	0	0	1	1						
Scott Strickland, R (9, 1)		1-3		2-3			2-3 3-H			0	0	0	0	0	0	0						
<b>Inning Stats</b>	R: 0 E: 0 K: 0 S: 7	H: 0 LOB: 1 BB: 1 P: 16	R: 1 E: 2 K: 0 S: 16	H: 2 LOB: 2 BB: 0 P: 26	R: 0 E: 0 K: 0 S: 5	H: 1 LOB: 0 BB: 0 P: 7	R: 3 E: 1 K: 0 S: 8	H: 2 LOB: 1 BB: 1 P: 17	R: 1 E: 0 K: 0 S: 10	H: 2 LOB: 1 BB: 0 P: 15	R: 0 E: 0 K: 0 S: 8	H: 0 LOB: 0 BB: 0 P: 15	R: 8 E: 1 K: 0 S: 19	H: 4 LOB: 1 BB: 4 P: 41	R: 0 E: 0 K: 1 S: 8	H: 0 LOB: 0 BB: 0 P: 12	R: 0 E: 1 K: 1 S: 8	H: 0 LOB: 1 BB: 0 P: 8	1B: 5 2B: 6 3B: 0 HR: 1	SF: 0 SAC: 1 DP: 2 HBP: 0	WP: 1 PB: 0 SB: 2 CS: 0	PA: 45
<b>PITCHER</b>	IP	WLS	BF	H	R	ER	SO	BB	IBB	HBP	BLK	WP	HR	S	P	ERA	WHIP					
Jason Middlebrook, R (1, 1) ERA: 5.0	4.2	L	23	7	5	5	0	2	0	0	0	0	0	44	77	9.64	1.929					
Kevin Pickford, L (5, 1) ERA:	1.1		4	0	0	0	0	0	0	0	0	0	0	10	19	0.00	0.000					
Jason Boyd, R (7, 1) ERA: 5.82	0.1		8	2	7	6	0	4	0	0	0	1	1	16	36	162.00	18.000					
Tom Davey, R (7, 1) ERA: 5.4	1.2		6	2	1	0	1	0	0	0	0	0	0	11	17	0.00	1.200					
Alan Embree, L (9, 1) ERA: 2.51	1.0		4	0	0	0	1	0	0	0	0	0	0	8	8	0.00	0.000					

New York Mets @ San Diego Padres  
Qualcomm Stadium, San Diego, CA

Fri May 17 2002, 10:05 PM EDT  
Att. 28,162 - Cloudy - 66 F

livebaseballscorecards.com

AB	38
R	13
H	11
RBI	12
BB	6
SO	2
LOB	16





Batter	1	2	3	4	5	6	7	8	9	AB R H RBI BB SO LOB	TOP									
Roger Cedeno, S (1, 7) OBP: 0.287, SLG: 0.308	2-1 HR 1B	1-2 G3		0-3 K			2-3 K		3-2 1B	5 1 2 0 0 2 0										
Roberto Alomar, S (1, 4) OBP: 0.314, SLG: 0.372	0-0 HR 1-H	2-1 P3		2-2 G4-3			3-3 K BB		0-0 B5-3	5 1 1 2 0 1 1										
Mo Vaughn, L (1, 3) OBP: 0.355, SLG: 0.374	1-2 31 2B 1B		2-1 F7		2-2 F9		4-2 31 G6-4-3 BB			3 1 1 0 1 0 0										
31 Mike Piazza, R (1, 2) OBP: 0.336, SLG: 0.496	0-1 1B 1-3		0-1 G6-3		0-1 F8		1-0 G6-4-3 1-2f			4 1 1 0 0 0 2										
Jeremy Burnitz, L (1, 9) OBP: 0.328, SLG: 0.385	0-1 G2-3		0-1 1B S		2-1 L4			0-2 F9		4 1 1 0 0 0 2										
Joe McEwing, R (1, 5) OBP: 0.309, SLG: 0.492	1-2 S 2-H 3-H 1B		4-1 1B 1-2 BB			4-2 G4-3 G4-3 BB		1-2 F9		2 0 1 2 2 0 0										
Timo Perez, L (1, 8) OBP: 0.360, SLG: 0.466	0-3 K 1-2		1-2 1-3 2-H 1B		1-1 G4-3		0-1 F2			4 0 1 1 0 1 2										
Rey Ordonez, R (1, 6) OBP: 0.246, SLG: 0.289	2-1 F8		2-0 G1-3			0-0 G4-3			1-0 F9	4 0 0 0 0 0 4										
Shawn Estes, R (1, 1)			1-1 P5		2-1 F8		0-3 K		0-2 F9	3 0 0 0 0 1 1										
David Weathers, R (7, 1)										0 0 0 0 0 0 0										
Scott Strickland, R (8, 1)										0 0 0 0 0 0 0										
Mark Johnson, L (9, PH) OBP: 0.234, SLG: 0.286										1 0 0 0 0 0 0										
Armando Benitez, R (9, 1)										0 0 0 0 0 0 0										
<b>Inning Stats</b>	R: 4 E: 0 K: 1 S: 20	H: 5 LOB: 1 BB: 0 P: 26	R: 0 E: 0 K: 0 S: 7	H: 0 LOB: 0 BB: 0 P: 11	R: 1 E: 0 K: 0 S: 12	H: 2 LOB: 2 BB: 1 P: 21	R: 0 E: 0 K: 1 S: 8	H: 0 LOB: 0 BB: 0 P: 12	R: 0 E: 0 K: 1 S: 8	H: 0 LOB: 1 BB: 1 P: 13	R: 0 E: 0 K: 2 S: 9	H: 0 LOB: 1 BB: 1 P: 19	R: 0 E: 0 K: 0 S: 9	H: 0 LOB: 0 BB: 0 P: 10	R: 0 E: 0 K: 0 S: 8	H: 1 LOB: 1 BB: 0 P: 12	1B: 6 2B: 1 3B: 0 HR: 1	SF: 0 SAC: 0 DP: 1 HBP: 0	WP: 1 PB: 0 SB: 2 CS: 0	PA: 38
<b>PITCHER</b>	IP WLS BF H R ER SO BB IBB HBP BLK WP HR S P ERA WHIP																			
Brett Tomko, R (1, 1) ERA: 3.36	6.0 L 27 7 5 5 3 2 0 0 0 0 0 1 62 94 7.50 1.500																			
Jeremy Fikac, R (7, 1) ERA: 3.22	2.0 7 0 0 0 2 1 0 0 0 1 0 18 29 0.00 0.500																			
Trevor Hoffman, R (9, 1) ERA: 1.8	1.0 4 1 0 0 0 0 0 0 0 0 0 0 8 12 0.00 1.000																			

**New York Mets @ San Diego Padres**  
**Qualcomm Stadium, San Diego, CA**  
 Sat May 18 2002, 10:05 PM EDT  
 Att. 43,282 - Cloudy - 65 F

livebaseballscorecards.com

AB	35
R	5
H	8
RBI	5
BB	3
SO	5
LOB	12



Batter	1	2	3	4	5	6	7	8	9	AB	R	H	RBI	BB	SO	LOB
Trenidad Hubbard, R (1, 8) OBP: 0.314, SLG: 0.326	1-1 G5-3		2-1 G6-3		1-2 1B		3-2 G4-3			4	0	1	0	0	0	0
D'Angelo Jimenez, S (1, 4) OBP: 0.330, SLG: 0.337	4-1 BB		4-2 G4-6-3 BB		3-3 K			2-3 K		2	0	0	0	2	2	1
Ryan Klesko, L (1, 3) OBP: 0.426, SLG: 0.567	0-3 K		1-1 G4-6-3 1-2f			3-1 HR HBP		3-1 F8		3	1	0	0	0	1	2
Bubba Trammell, R (1, 9) (7, 7) OBP: 0.345, SLG: 0.394	3-1 F9			3-3 K		2-1 HR		0-2 1B		4	1	2	2	0	1	1
Deivi Cruz, R (1, 6) OBP: 0.273, SLG: 0.413		0-1 L9		2-1 1B 1B		0-0 G6-3		0-2 F5		4	0	1	0	0	0	1
Ray Lankford, L (1, 7) OBP: 0.382, SLG: 0.345		1-0 F9		1-1 24 G1-6-3 1B		3-2 24 G4-6-3 1B		0-1 L4		3	0	2	0	0	0	0
Jeremy Fikac, R (7, 1)				1-3 1B						0	0	0	0	0	0	0
Trevor Hoffman, R (9, 1)										0	0	0	0	0	0	0
Sean Burroughs, L (9, PH) OBP: 0.286, SLG: 0.321										1	0	0	0	0	0	0
24 Alex Pelaez, R (1, 5) OBP: 0.250, SLG: 0.250		0-2 1B 1B		1-0 G1-6-3 1-2f 1B		1-2 G4-6-3 1-2f 1B		1-2 G3		3	0	1	0	0	0	3
Mark Kotsay, L (9, PH) OBP: 0.352, SLG: 0.390										1	0	0	0	0	0	0
Tom Lampkin, L (1, 2) OBP: 0.296, SLG: 0.333		2-0 1B			0-1 G3		3-1 P6		3-3 K	4	0	1	0	0	1	0
Brett Tomko, R (1, 1) OBP: 0.217, SLG: 0.304		1-3 K			2-1 G6-3		0-3 K			2	0	0	0	0	1	2
Mark Sweeney, L (7, 9) OBP: 0.308, SLG: 0.314										1	0	0	0	0	1	0

Inning Stats	R: 0	H: 0	E: 0	K: 1	S: 8	H: 0	LOB: 1	BB: 1	P: 16	R: 0	H: 2	E: 0	K: 1	S: 10	H: 2	LOB: 2	BB: 0	P: 14	R: 0	H: 0	E: 0	K: 0	S: 6	H: 0	LOB: 0	BB: 1	P: 13	R: 0	H: 2	E: 0	K: 1	S: 8	H: 1	LOB: 1	BB: 0	P: 17	R: 2	H: 2	E: 0	K: 0	S: 10	H: 2	LOB: 0	BB: 0	P: 19	R: 0	H: 0	E: 0	K: 1	S: 10	H: 0	LOB: 0	BB: 0	P: 16	R: 0	H: 1	E: 0	K: 1	S: 9	H: 0	LOB: 0	BB: 0	P: 13	1B: 7	SF: 0	2B: 0	SAC: 0	3B: 0	DP: 3	HR: 1	HBP: 1	WP: 0	PA: 35
--------------	------	------	------	------	------	------	--------	-------	-------	------	------	------	------	-------	------	--------	-------	-------	------	------	------	------	------	------	--------	-------	-------	------	------	------	------	------	------	--------	-------	-------	------	------	------	------	-------	------	--------	-------	-------	------	------	------	------	-------	------	--------	-------	-------	------	------	------	------	------	------	--------	-------	-------	-------	-------	-------	--------	-------	-------	-------	--------	-------	--------

PITCHER	IP	WLS	BF	H	R	ER	SO	BB	IBB	HBP	BLK	WP	HR	S	P	ERA	WHIP
Shawn Estes, L (1, 1) ERA: 4.33	6.0	W	25	7	2	2	4	2	0	0	0	0	1	53	94	3.00	1.500
David Weathers, R (7, 1) ERA: 1.33	1.0	H	3	0	0	0	1	0	0	0	0	0	0	10	16	0.00	0.000
Scott Strickland, R (8, 1) ERA: 2.5	1.0	H	4	1	0	0	1	0	0	0	0	0	0	12	17	0.00	1.000
Armando Benitez, R (9, 1) ERA: 3.18	1.0	S	3	0	0	0	1	0	0	0	0	0	0	9	13	0.00	0.000


**BOTTOM**

**New York Mets @ San Diego Padres**  
Qualcomm Stadium, San Diego, CA

Sat May 18 2002, 10:05 PM EDT  
Att: 43,282 - Cloudy - 65 F

livebaseballscorecards.com

AB	32
R	2
H	8
RBI	2
BB	2
SO	7
LOB	10



**New York Mets @ San Diego Padres**  
**Qualcomm Stadium, San Diego, CA**

Sun May 19 2002, 5:00 PM EDT  
 Att. 26,254 - Cloudy - 73 F

[livebaseballscorecards.com](http://livebaseballscorecards.com)



<b>AB</b>	<b>36</b>
<b>R</b>	<b>3</b>
<b>H</b>	<b>7</b>
<b>RBI</b>	<b>3</b>
<b>BB</b>	<b>0</b>
<b>SO</b>	<b>6</b>
<b>LOB</b>	<b>17</b>

WP: 0	PA: 36
PB: 0	
SB: 1	
CS: 0	

AB	R	H	RBI	BB	SO	LOB
4	0	1	0	0	0	1
4	1	1	0	0	0	0
4	1	0	0	0	0	3
4	1	1	1	0	1	2
4	0	0	0	0	1	4
4	0	1	1	0	0	0
4	0	2	0	0	1	0
3	0	1	1	0	0	3
1	0	0	0	0	1	0
0	0	0	0	0	0	0
0	0	0	0	0	0	0
1	0	0	0	0	1	0
0	0	0	0	0	0	0

Batter	1	2	3	4	5	6	7	8	9												
<b>Roger Cedeno, S</b> OBP: 0.286, SLG: 0.307 (1, 7)	3-1 F7		0-0 G4-3		1-2 1B		0-0 F9														
<b>Timo Perez, L</b> OBP: 0.354, SLG: 0.455 (1, 8)	0-2 G3			1-2 E5 FC3 S 1B	1-0 1B		0-0 G3														
<b>Roberto Alomar, S</b> OBP: 0.307, SLG: 0.364 (1, 4)	3-1 F8			2-1 FC3 1B	3-2 F7		2-0 F9														
<b>Mo Vaughn, L</b> OBP: 0.352, SLG: 0.369 (1, 3)		2-2 F9		0-0 1B 1B FC6-4 1B	1-3 K		0-2 G6-3														
<b>Jeremy Burnitz, L</b> OBP: 0.320, SLG: 0.375 (1, 9)		2-3 K		3-0 F7	0-0 P6		0-1 P6														
<b>Joe McEwing, R</b> OBP: 0.306, SLG: 0.478 (1, 5) (9, 6)		0-0 B1-3		2-2 FC6-4 1B 1-2 2-H 1B		3-1 G5-3		0-1 G6-3													
<b>Vance Wilson, R</b> OBP: 0.286, SLG: 0.377 (1, 2)			0-2 G3-1	0-1 FC6-4 1B		0-2 FC6 1B		1-3 K													
<b>Rey Ordenez, R</b> OBP: 0.248, SLG: 0.291 (1, 6)			1-2	0-1 FC6-4 FC4-6 1B		0-0 P6		3-3 K													
<b>Mark Johnson, L</b> OBP: 0.229, SLG: 0.279 (9, PH)				1-2f 2-3 3-H																	
<b>Ty Wigginton, R</b> (9, 5)																					
<b>Pedro Astacio, R</b> OBP: 0.080, SLG: 0.080 (1, 1)			0-3 K	1-0 FC4-6		0-0 FC6		1-3 K													
<b>Mark Guthrie, R</b> (8, 1)																					
<b>David Weathers, R</b> (8, 1)																					
<b>31 Mike Piazza, R</b> OBP: 0.333, SLG: 0.492 (9, PH)																					
<b>Scott Strickland, R</b> (9, 1)																					
<b>Inning Stats</b>	R: 0 E: 0 K: 0 S: 7	H: 0 LOB: 0 BB: 0 P: 13	R: 0 E: 0 K: 1 S: 7	H: 0 LOB: 0 BB: 0 P: 11	R: 0 E: 0 K: 1 S: 11	H: 1 LOB: 1 BB: 0 P: 12	R: 3 E: 1 K: 0 S: 17	H: 3 LOB: 2 BB: 0 P: 26	R: 0 E: 0 K: 0 S: 13	H: 2 LOB: 2 BB: 0 P: 19	R: 0 E: 0 K: 0 S: 7	H: 1 LOB: 1 BB: 0 P: 10	R: 0 E: 0 K: 0 S: 3	H: 0 LOB: 0 BB: 0 P: 5	R: 0 E: 0 K: 0 S: 7	H: 0 LOB: 0 BB: 0 P: 7	R: 0 E: 0 K: 3 S: 11	H: 0 LOB: 0 BB: 0 P: 16	1B: 7 2B: 0 3B: 0 HR: 0	SF: 0 SAC: 0 DP: 0 HBP: 0	
<b>PITCHER</b>	IP	WLS	BF	H	R	ER	SO	BB	IBB	HBP	BLK	WP	HR	S	P	ERA	WHIP				
<b>Brian Tollberg, R</b> ERA: 5.43 (1, 1)	6.0		27	7	3	1	3	0	0	0	0	0	0	62	91	1.50	1.167				
<b>Kevin Pickford, L</b> ERA: (7, 1)	1.0		3	0	0	0	0	0	0	0	0	0	0	3	5	0.00	0.000				
<b>Alan Embree, L</b> ERA: 2.35 (8, 1)	1.0		3	0	0	0	0	0	0	0	0	0	0	7	7	0.00	0.000				
<b>Steve Reed, R</b> ERA: 0.95 (9, 1)	1.0	W	3	0	0	0	3	0	0	0	0	0	0	11	16	0.00	0.000				





Batter	1	2	3	4	5	6	7	8	9	AB R H RBI BB SO LOB	TOP																
D'Angelo Jimenez, S (1, 4) OBP: 0.325, SLG: 0.331	0-3 K		2-1 F6		1-3 K		1-3 K		1-0 G6-3	5 0 0 0 0 3 1																	
Mark Kotsay, L (1, 8) OBP: 0.375, SLG: 0.417	3-1 F8			0-0 G6-3 1B	4-2 1B 2B BB		3-2 S 1B			3 2 2 0 1 0 0																	
Ryan Klesko, L (1, 3) OBP: 0.429, SLG: 0.570	3-2 G3			2-1 1B 2B	0-0 1B 2B 1B		1-3 K			4 2 2 0 0 1 1																	
Bubba Trammell, R (1, 9) OBP: 0.333, SLG: 0.376		1-0 L6		1-1 G6-3	0-0 P5		1-2 G4-3			4 0 0 1 0 0 4																	
Deivi Cruz, R (1, 6) OBP: 0.279, SLG: 0.418		1-3 K		1-0 E 1B	1-2 1-H 2-H 2B		3-1 F9			4 1 2 3 0 1 0																	
Sean Burroughs, L (1, 5) OBP: 0.283, SLG: 0.316		2-2 G6-3		1-1 E 1B	0-0 G3		1-1 G6-3			4 1 1 0 0 0 1																	
Trenidad Hubbard, R (1, 7) OBP: 0.267, SLG: 0.273			2-3 K	1-2 FC6 G6-3		1-0 G6-3		3-1 F8		4 0 0 1 0 1 1																	
Tom Lampkin, L (1, 2) OBP: 0.283, SLG: 0.308			2-2 F2	1-2 G6-3		0-0 G3		1-2 G4-3		4 0 0 1 0 0 1																	
Dennis Tankersley, R (1, 1) OBP: 0.286, SLG: 0.286			2-2 K	0-0 G6-3		0-0 G6-3		3-3 K		3 0 1 0 0 0 1																	
Steve Reed, R (6, 1)										0 0 0 0 0 0 0																	
Alan Embree, L (7, 1)										0 0 0 0 0 0 0																	
Jason Boyd, R (8, 1)										0 0 0 0 0 0 0																	
Mark Sweeney, L (9, PH) OBP: 0.293, SLG: 0.297										1 0 0 0 0 1 0																	
<b>Inning Stats</b>	R: 0 E: 0 K: 1 S: 10	H: 0 LOB: 0 BB: 0 P: 16	R: 0 E: 0 K: 1 S: 7	H: 0 LOB: 0 BB: 0 P: 11	R: 0 E: 0 K: 1 S: 14	H: 1 LOB: 1 BB: 0 P: 22	R: 4 E: 2 K: 0 S: 15	H: 4 LOB: 1 BB: 0 P: 22	R: 2 E: 0 K: 1 S: 12	H: 2 LOB: 1 BB: 1 P: 18	R: 0 E: 0 K: 0 S: 3	H: 0 LOB: 0 BB: 0 P: 4	R: 0 E: 0 K: 2 S: 16	H: 1 LOB: 1 BB: 0 P: 22	R: 0 E: 0 K: 0 S: 6	H: 0 LOB: 0 BB: 0 P: 13	R: 0 E: 0 K: 1 S: 8	H: 0 LOB: 0 BB: 0 P: 13	1B: 6 2B: 2 3B: 0 HR: 0	SF: 0 SAC: 0 DP: 0 HBP: 0	WP: 0 PB: 0 SB: 1 CS: 0	PA: 37					
<b>PITCHER</b>	IP WLS BF H R ER SO BB IBB HBP BLK WP HR S P ERA WHIP																										
Jason Jennings, R (1, 1) ERA: 4.56	4.2		23	7	6	4	4	1	0	0	0	0	0	57	88	7.71	1.714										
Rick White, R (5, 1) ERA: 4.58	1.1		4	0	0	0	0	0	0	0	0	0	0	4	5	0.00	0.000										
Justin Speier, R (7, 1) ERA: 1.5	1.0	W	4	1	0	0	2	0	0	0	0	0	0	16	22	0.00	1.000										
Todd Jones, R (8, 1) ERA: 2.25	1.0	H	3	0	0	0	0	0	0	0	0	0	0	6	13	0.00	0.000										
Jose Jimenez, R (9, 1) ERA: 3.05	1.0	S	3	0	0	0	1	0	0	0	0	0	0	8	13	0.00	0.000										

**San Diego Padres @ Colorado Rockies**  
 Coors Field, Denver, CO  
 Tue May 21 2002, 7:05 PM MDT  
 Att. 30,616 - Cloudy - 78 F

<b>AB</b>	<b>36</b>
<b>R</b>	<b>6</b>
<b>H</b>	<b>8</b>
<b>RBI</b>	<b>6</b>
<b>BB</b>	<b>1</b>
<b>SO</b>	<b>7</b>
<b>LOB</b>	<b>10</b>



Batter	1	2	3	4	5	6	7	8	9
Juan Pierre, L OBP: 0.347, SLG: 0.324 (1, 8)	1-1 F7	2-1 CS	1-0 G4-3	1-0 FC4-6			2-2 SH2-4 1B	2-0 G4-3	
Juan Uribe, R OBP: 0.339, SLG: 0.382 (1, 6)	3-3 K		3-2 G5-3		1-0 F8		1-1 SH2-4		
Larry Walker, L OBP: 0.378, SLG: 0.558 (1, 9)	1-0 HR		4-2 17 S BB		0-1 F8		2-2 PB 1B		
17 Todd Helton, L OBP: 0.411, SLG: 0.584 (1, 3)	1-0 HR		3-3 K		4-1 S BB		0-0 F8		
Todd Zeile, R OBP: 0.373, SLG: 0.518 (1, 5)	1-3 K			2-0 F8	3-2 L4		0-2 1B		
Todd Jones, L (8, 1)									
Jose Jimenez, R (9, 1)									
Todd Hollandsworth, L OBP: 0.312, SLG: 0.434 (1, 7)		3-2 HR		0-1 HBP 1B		1-1 G4-3	1-1 L7		
Jose Ortiz, R OBP: 0.320, SLG: 0.330 (1, 4)		2-2 G5-3		1-1 1B HBP		0-1 F7		0-1 G5-3	
Bobby Estalella, R OBP: 0.306, SLG: 0.645 (1, 2)		4-0 CS BB		1-3 K		3-3 K		2-2 F8	
Jason Jennings, L OBP: 0.333, SLG: 0.471 (1, 1)		2-2 F7		0-0 FC4-6 1B			0-0 SH2-4 1B	3-1 1B	
Rick White, R (5, 1)									
Justin Speier, R (7, 1)									
Brent Butler, R OBP: 0.333, SLG: 0.389 (7, PH)									

AB	R	H	RBI	BB	SO	LOB
5	1	1	0	0	0	3
3	0	0	0	0	1	0
3	2	2	3	1	0	0
3	1	1	1	1	1	2
4	0	1	1	0	1	1
0	0	0	0	0	0	0
0	0	0	0	0	0	0
4	2	2	1	0	0	1
3	0	0	0	0	0	0
3	0	0	0	1	2	2
2	0	1	1	0	0	1
0	0	0	0	0	0	0
0	0	0	0	0	0	0
2	1	2	0	0	0	0

**BOTTOM**

**San Diego Padres @ Colorado Rockies**  
**Coors Field, Denver, CO**  
 Tue May 21 2002, 7:05 PM MDT  
 Att: 30,616 - Cloudy - 78 F

livebaseballscorecards.com

<b>AB</b>	<b>32</b>
<b>R</b>	<b>7</b>
<b>H</b>	<b>10</b>
<b>RBI</b>	<b>7</b>
<b>BB</b>	<b>3</b>
<b>SO</b>	<b>5</b>
<b>LOB</b>	<b>10</b>



Inning Stats	R: 2	H: 2	E: 0	K: 2	S: 12	LOB: 0	BB: 0	P: 19
	R: 1	H: 1	E: 0	K: 0	S: 14	LOB: 0	BB: 1	P: 27
	R: 0	H: 0	E: 0	K: 1	S: 10	LOB: 1	BB: 1	P: 21
	R: 1	H: 2	E: 0	K: 1	S: 9	LOB: 2	BB: 0	P: 14
	R: 0	H: 0	E: 0	K: 0	S: 8	LOB: 1	BB: 1	P: 16
	R: 0	H: 0	E: 0	K: 1	S: 7	LOB: 0	BB: 0	P: 11
	R: 3	H: 4	E: 0	K: 0	S: 21	LOB: 1	BB: 0	P: 27
	R: 0	H: 1	E: 0	K: 0	S: 8	LOB: 1	BB: 0	P: 15

PITCHER	IP	WLS	BF	H	R	ER	SO	BB	IBB	HBP	BLK	WP	HR	S	P	ERA	WHIP
Dennis Tankersley, R ERA: 3.63 (1, 1)	5.0		23	5	4	4	4	3	0	0	0	0	3	53	97	7.20	1.600
Steve Reed, R ERA: 1.77 (6, 1)	1.1	H	6	2	2	2	1	0	0	0	0	0	0	17	24	13.50	1.500
Alan Embree, L ERA: 2.25 (7, 1)	0.2	L	4	2	1	0	0	0	0	0	0	0	0	11	14	0.00	3.000
Jason Boyd, R ERA: 5.56 (8, 1)	1.0		4	1	0	0	0	0	0	0	0	0	0	8	15	0.00	1.000

WP: 0	PA: 38
PB: 1	CS: 1
SB: 2	
CS: 1	

Batter	1	2	3	4	5	6	7	8	9	AB R H RBI BB SO LOB	TOP																
D'Angelo Jimenez, S OBP: 0.317, SLG: 0.322 (1, 4)	2-1 F3	1-1 G4-6-3		0-1 G3		0-0 L9			1-0 F8	5 0 0 1 0 0 3																	
Mark Kotsay, L OBP: 0.376, SLG: 0.423 (1, 8)	2-0 1B 2B		0-0 WP 1B	1-3 K		0-0 L6			0-0 G3-1	5 1 2 0 0 1 2																	
Ron Gant, R OBP: 0.267, SLG: 0.410 Trenidad Hubbard, R OBP: 0.274, SLG: 0.288 (1, 7) (5, 7)	2-0 BB 1B		0-3 K		4-1 CS BB			4-0 P3-6 WP BB	3-3 K	2 0 1 1 1 1 1 1 0 0 0 1 1 0																	
Ryan Klesko, L OBP: 0.431, SLG: 0.562 (1, 3)	4-1 BB BB		4-0 FC5-4 BB		3-3 K	1-2		1-3 K	1-2	2 0 0 0 2 2 2																	
Bubba Trammell, R OBP: 0.339, SLG: 0.385 (1, 9)	2-3 K		2-3 K		1-1 1B 2B			4-0 IBB		3 1 1 0 1 2 4																	
Deivi Cruz, R OBP: 0.285, SLG: 0.416 (1, 6)	4-1 BB		0-1 FC5-4		1-0 1B	2-H		1-0 P3-6	2-3f	3 0 1 1 1 0 4																	
Wiki Gonzalez, R OBP: 0.273, SLG: 0.300 (1, 2)	1-1 L1			0-2 1B G3 2B	2-2 F9			0-0 G4-3		4 1 1 0 0 0 4																	
Sean Burroughs, L OBP: 0.274, SLG: 0.305 (1, 5)		1-1 G6-3		2-1 F7		1-2 G6-3		1-3 K		4 0 0 0 0 1 1																	
Brian Lawrence, R OBP: 0.321, SLG: 0.292 Jeremy Fikac, R (8, 1)		4-2 G4-6-3 BB		1-0 G3 1B		1-1 1B		0-0 F7		3 0 2 0 1 0 0 0 0 0 0 0 0 0																	
<b>Inning Stats</b>	R: 1 E: 0 K: 1 S: 11	H: 2 LOB: 3 BB: 2 P: 28	R: 0 E: 0 K: 0 S: 6	H: 0 LOB: 0 BB: 1 P: 12	R: 0 E: 0 K: 2 S: 12	H: 1 LOB: 2 BB: 1 P: 18	R: 1 E: 0 K: 1 S: 11	H: 2 LOB: 1 BB: 0 P: 15	R: 1 E: 0 K: 1 S: 10	H: 2 LOB: 1 BB: 1 P: 21	R: 0 E: 0 K: 0 S: 7	H: 1 LOB: 1 BB: 0 P: 9	R: 0 E: 0 K: 1 S: 4	H: 0 LOB: 1 BB: 2 P: 14	R: 0 E: 0 K: 1 S: 5	H: 0 LOB: 0 BB: 0 P: 6	R: 0 E: 0 K: 1 S: 5	H: 0 LOB: 0 BB: 0 P: 9	1B: 5 2B: 5 3B: 0 HR: 0	SF: 0 SAC: 0 DP: 3 HBP: 0	WP: 2 PB: 0 SB: 0 CS: 1	PA: 39					
<b>PITCHER</b>	IP WLS BF H R ER SO BB IBB HBP BLK WP HR S P ERA WHIP																										
Mike Hampton, L ERA: 6.14 (1, 1)	6.0	29	8	3	3	5	5	0	0	0	1	0	57	103	4.50	2.167											
Kent Mercker, L ERA: 2.7 (7, 1)	2.0	W	7	0	0	0	2	1	1	0	0	1	0	9	20	0.00	0.500										
Jose Jimenez, R ERA: 2.91 (9, 1)	1.0	S	3	0	0	0	1	0	0	0	0	0	5	9	0.00	0.000											

**San Diego Padres @ Colorado Rockies**  
 Coors Field, Denver, CO  
 Wed May 22 2002, 7:05 PM MDT  
 Att. 29,204 - Cloudy - 64 F

AB	32
R	3
H	8
RBI	3
BB	7
SO	8
LOB	21



livebaseballscorecards.com

Batter	1	2	3	4	5	6	7	8	9
Juan Pierre, L OBP: 0.348, SLG: 0.326 (1, 8)	1-0 E 1B 1B		0-0 G6-4-3 1B	1-0 G3			2-3 K	0-0 G2-3	
Juan Uribe, R OBP: 0.342, SLG: 0.390 (1, 6)	2-1 E4 17 1B 1B		0-0 G6-4-3 1-2f		1-0 17 L4 2B		0-0 G5-3		
Larry Walker, L OBP: 0.394, SLG: 0.567 (1, 9)	0-0 G4-6-3 17 1B 1B		0-0 17 BB 1B		4-1 FC6 BB		3-1 1B		
17 Todd Helton, L OBP: 0.413, SLG: 0.579 (1, 3)	0-0 G4-6-3 1-2 2-H 1B		4-2 1-2 BB		2-0 L4 2-3		0-3 K		
Todd Zeile, R OBP: 0.364, SLG: 0.504 Mark Little, R OBP: 0.222, SLG: 0.225 Jose Jimenez, R (8, PR) (9, 1)	2-2 G4-6-3 1-2f 2-3		0-3 K		1-1 FC6 1-2f		1-1 E5 2B		
Todd Hollandsworth, L OBP: 0.318, SLG: 0.436 (1, 7)	3-2 CS 3-H 1B		3-2 G1-3		0-0 G6-3 1B		0-0 F8		
Brent Butler, R OBP: 0.364, SLG: 0.429 (1, 4) (9, 5)	1-0 CS 1-2	0-3 K	1-1 CS HBP		1-3 K		0-0 G4-3 1-H 1B 2B		
Gary Bennett, R OBP: 0.309, SLG: 0.318 (1, 2)		0-3 K	2-2 1B 1B		2-2 G6-3 1-2		1-0 G4-3 2-3		
Mike Hampton, R OBP: 0.364, SLG: 0.500 Greg Norton, S OBP: 0.254, SLG: 0.321 Kent Mercker, L (6, PH) (7, 1) Jose Ortiz, R OBP: 0.325, SLG: 0.336 (8, PH) (9, 4)		1-3 K	2-2 1B		2-2 G4-3		2-0 3-H 1B		

Inning Stats	R: 3	H: 5	E: 1	LOB: 0	K: 0	S: 16	P: 25	R: 0	H: 0	E: 0	LOB: 0	K: 3	S: 9	P: 10	R: 0	H: 2	E: 0	LOB: 2	K: 1	S: 9	P: 13	R: 0	H: 1	E: 0	LOB: 1	K: 0	S: 5	P: 13	R: 0	H: 1	E: 0	LOB: 1	K: 2	S: 13	P: 18	R: 2	H: 2	E: 1	LOB: 1	K: 0	S: 7	P: 11
--------------	------	------	------	--------	------	-------	-------	------	------	------	--------	------	------	-------	------	------	------	--------	------	------	-------	------	------	------	--------	------	------	-------	------	------	------	--------	------	-------	-------	------	------	------	--------	------	------	-------

PITCHER	IP	WLS	BF	H	R	ER	SO	BB	IBB	HBP	BLK	WP	HR	S	P	ERA	WHIP
Brian Lawrence, R ERA: 3.19 (1, 1)	7.0		31	12	3	3	7	2	0	1	0	0	0	75	115	3.86	2.000
Jeremy Fikac, R ERA: 3.09 (8, 1)	1.0	L	6	2	2	0	0	0	0	0	0	0	0	7	11	0.00	2.000

**BOTTOM**

**San Diego Padres @ Colorado Rockies**  
Coors Field, Denver, CO

Wed May 22 2002, 7:05 PM MDT  
Att: 29,204 - Cloudy - 64 F

AB	R	H	RBI	BB	SO	LOB
5	1	2	0	0	1	3
4	1	2	0	0	0	1
3	1	3	1	1	0	0
3	0	1	1	1	1	3
4	0	0	0	0	1	5
0	1	0	0	0	0	0
0	0	0	0	0	0	0
4	0	2	1	0	0	1
3	1	1	1	0	2	1
4	0	1	0	0	1	3
2	0	1	0	0	1	0
1	0	0	0	0	0	1
0	0	0	0	0	0	0
1	0	1	1	0	0	0

AB	34
R	5
H	14
RBI	5
BB	2
SO	7
LOB	18

livebaseballscorecards.com



WP	PA
0	38
0	0
0	0
0	0

Batter	1	2	3	4	5	6	7	8	9	AB R H RBI BB SO LOB	TOP											
Ramón Vázquez, L (1, 5) Jason Middlebrook, R (7, 1)	0-3 K	2-3 K			0-0 G4-3		1-0 F7			4 0 0 0 0 2 1 0 0 0 0 0 0 0												
Mark Kotsay, L (1, 8) OBP: 0.367, SLG: 0.412	1-2 G3-1		0-1 G6-3			2-3 K		2-1 P3		4 0 0 0 0 1 0												
Ryan Klesko, L (1, 3) Trenidad Hubbard, R (8, 9) OBP: 0.439, SLG: 0.558 OBP: 0.274, SLG: 0.268	4-0 1B BB		0-2 F8			4-1 S BB		4-2 FC5 BB BB		1 0 0 0 3 0 0 0 0 0 0 0 0 0												
Ray Lankford, L (1, 7) OBP: 0.387, SLG: 0.345	2-2 1-2 1B		2-2 G4-3			1-0 F7		4-1 FC5 BB		3 0 1 0 1 0 1												
Bubba Trammell, R (1, 9) Jason Boyd, R (6, 1) Sean Burroughs, L (7, 5) OBP: 0.331, SLG: 0.374 OBP: 0.272, SLG: 0.303	2-1 F9			3-2 P4		1-2 F8		2-1 F7		3 0 0 0 0 0 3 0 0 0 0 0 0 0 1 0 0 0 0 0 2												
Deivi Cruz, R (1, 6) OBP: 0.284, SLG: 0.418		0-2 G4-3		0-1 G1-3		1-0 G4-3 HR 2B		1-2 FC5		4 1 1 0 0 0 2												
D'Angelo Jimenez, S (1, 4) OBP: 0.315, SLG: 0.320		0-1 E G4-3 1B 1B		1-3 K		1-0 G4-3		1-2 F7		4 1 1 0 0 1 1												
Tom Lampkin, L (1, 2) OBP: 0.282, SLG: 0.305		1-2 E5 G4-3 1B 1B		2-2 G4-3		0-1 L4		2-1 P6		4 0 1 0 0 0 1												
Brett Tomko, R (1, 1) Tom Davey, R (5, 1) Mark Sweeney, L (6, 9) OBP: 0.200, SLG: 0.280 OBP: 0.302, SLG: 0.385		0-1 G4-3		1-0 G1-3		1-0 G1-3		1-3 K		2 0 0 1 0 0 1 0 0 0 0 0 0 0 2 1 1 2 0 1 0												
<b>Inning Stats</b>	R: 0 E: 0 K: 1 S: 14	H: 1 LOB: 2 BB: 1 P: 23	R: 1 E: 1 K: 1 S: 14	H: 2 LOB: 1 BB: 0 P: 17	R: 0 E: 0 K: 0 S: 11	H: 0 LOB: 0 BB: 0 P: 13	R: 0 E: 0 K: 1 S: 11	H: 0 LOB: 0 BB: 0 P: 15	R: 0 E: 0 K: 0 S: 7	H: 0 LOB: 0 BB: 0 P: 10	R: 0 E: 0 K: 1 S: 9	H: 0 LOB: 1 BB: 1 P: 17	R: 2 E: 0 K: 0 S: 6	H: 2 LOB: 0 BB: 0 P: 10	R: 0 E: 0 K: 0 S: 11	H: 0 LOB: 2 BB: 2 P: 24	R: 0 E: 0 K: 1 S: 8	H: 0 LOB: 0 BB: 0 P: 12	1B: 3 2B: 1 3B: 0 HR: 1	SF: 0 SAC: 0 DP: 0 HBP: 0	WP: 0 PB: 0 SB: 1 CS: 0	PA: 36
<b>PITCHER</b>	IP WLS BF H R ER SO BB IBB HBP BLK WP HR S P ERA WHIP																					
John Thomson, R (1, 1) ERA: 4.0	7.0 W 28 5 3 2 4 2 0 0 0 0 1 72 105 2.57 1.000																					
Dennys Reyes, L (8, 1) ERA: 4.12	1.0 5 0 0 0 0 2 0 0 0 0 0 11 24 0.00 2.000																					
Chris Nichting, R (9, 1) ERA: 1.53	1.0 3 0 0 0 0 1 0 0 0 0 0 8 12 0.00 0.000																					

San Diego Padres @ Colorado Rockies  
Coors Field, Denver, CO  
Thu May 23 2002, 1:05 PM MDT  
Att. 30,701 - Cloudy - 69 F

livebaseballscorecards.com

AB	32
R	3
H	5
RBI	3
BB	4
SO	5
LOB	12



Batter	1	2	3	4	5	6	7	8	9	AB	R	H	RBI	BB	SO	LOB				
Juan Pierre, L OBP: 0.352, SLG: 0.337 (1, 8)	1-1 G6-3 2B	0-1 F7		1-3 K		0-1 G6-3	0-0 SH1-3 1B	2-2 1B		6	3	3	2	0	1	3				
Juan Uribe, R OBP: 0.343, SLG: 0.387 Brent Butler, R OBP: 0.364, SLG: 0.429 (1, 6) (9, 6)	0-2 G6-3 2-3		3-2 G1-3	3-2 G2-3		2-2 WP 2B	1-1 SH1-3	4-2 1B 17 SF9		4	2	1	0	1	0	3				
Larry Walker, L OBP: 0.406, SLG: 0.597 Dennys Reyes, R Terry Shumpert, R OBP: 0.312, SLG: 0.394 Chris Nichting, R OBP: 0.500, SLG: 0.500 (1, 9) (8, 1) (8, PH) (9, 1)	4-2 G5-3 17 BB		0-0			3-2 G3	4-0 1B HR	0-0 17 SF9		3	2	2	1	2	0	1				
17 Todd Helton, L OBP: 0.421, SLG: 0.600 (1, 3)	4-1 G5-3 1-2 BB		4-0			0-0 HR	1-1 SF7	0-1 SF9		1	2	1	3	3	0	0				
Todd Zeile, R OBP: 0.369, SLG: 0.514 (1, 5)	0-0 G5-3 1-2 2-3 3-H		1-3			2-2 G4-3 2B	0-1 HR	2-2 SF8		5	2	3	5	0	1	4				
Todd Hollandsworth, L OBP: 0.319, SLG: 0.451 (1, 7)	1-3 K		3-3 K			0-3 K	4-0 BB	1-3 K		5	1	1	3	1	4	5				
Jose Ortiz, R OBP: 0.328, SLG: 0.333 (1, 4)		1-1 E7 F9 1B		0-0 F9		3-2 G4-3	2-1 G4-3			4	0	1	0	1	0	3				
Bobby Estalella, R OBP: 0.341, SLG: 0.722 (1, 2)		0-0 F9 2-3		1-0 1B 2B		1-1 2B				5	1	3	1	0	1	2				
John Thomson, R OBP: 0.200, SLG: 0.111 Mark Little, R OBP: 0.255, SLG: 0.268 (1, 1) (7, PH) (8, 9)		3-3 K		1-0 1B		0-0 G5-3				3	0	1	0	0	1	2				
				2-3 1B						1	2	1	0	1	0	0				
<b>Inning Stats</b>	R: 1 E: 0 K: 1 S: 12	H: 1 LOB: 2 BB: 2 P: 22	R: 0 E: 1 K: 1 S: 8	H: 1 LOB: 1 BB: 0 P: 12	R: 0 E: 0 K: 2 S: 13	H: 1 LOB: 2 BB: 1 P: 24	R: 0 E: 0 K: 1 S: 11	H: 2 LOB: 2 BB: 0 P: 17	R: 3 E: 0 K: 1 S: 15	H: 4 LOB: 1 BB: 0 P: 21	R: 2 E: 0 K: 0 S: 13	H: 2 LOB: 2 BB: 2 P: 30	R: 6 E: 0 K: 1 S: 15	H: 4 LOB: 1 BB: 3 P: 30	R: 4 E: 0 K: 1 S: 15	H: 3 LOB: 0 BB: 1 P: 25	1B: 8 2B: 7 3B: 0 HR: 3	SF: 3 SAC: 1 DP: 0 HBP: 0	WP: 2 PB: 2 SB: 1 CS: 0	PA: 51

**BOTTOM**

**San Diego Padres @ Colorado Rockies**  
**Coors Field, Denver, CO**  
 Thu May 23 2002, 1:05 PM MDT  
 Att: 30,701 - Cloudy - 69 F

livebaseballscores.com

<b>AB</b>	<b>38</b>
<b>R</b>	<b>16</b>
<b>H</b>	<b>18</b>
<b>RBI</b>	<b>16</b>
<b>BB</b>	<b>9</b>
<b>SO</b>	<b>8</b>
<b>LOB</b>	<b>23</b>



PITCHER	IP	WLS	BF	H	R	ER	SO	BB	IBB	HBP	BLK	WP	HR	S	P	ERA	WHIP
Brett Tomko, R ERA: 3.71 (1, 1)	4.0	L	23	8	4	4	5	2	1	0	0	0	2	50	83	9.00	2.500
Tom Davey, R ERA: 7.2 (5, 1)	1.2		10	3	2	2	1	1	1	0	0	1	0	20	39	10.80	2.400
Jason Boyd, R ERA: 7.61 (6, 1)	1.0		10	4	6	6	0	2	1	0	0	0	1	14	31	54.00	6.000
Jason Middlebrook, R ERA: 7.84 (7, 1)	1.1		8	3	4	4	2	1	0	0	0	1	0	18	28	27.00	3.000

Batter	1	2	3	4	5	6	7	8	9	AB R H RBI BB SO LOB	TOP									
D'Angelo Jimenez, S OBP: 0.314, SLG: 0.324 (1, 4)	0-2 1B SF7 2B		3-2 G5-3		3-1 G4-6-3 1-2f			2-2 G6-3 1-2		4 1 1 0 0 0 2										
Mark Kotsay, L OBP: 0.376, SLG: 0.417 (1, 8)	0-0 1B 2-3 1B		4-0 BB		2-3 K			1-2 G1 2-3 1B		3 0 2 0 1 1 0										
Ryan Klesko, L OBP: 0.435, SLG: 0.546 (1, 3)	1-2 P4		2-3 K		4-2 G3-6-1 BB			0-1 G1 1-2 3-H		3 0 0 1 1 1 4										
Ray Lankford, L OBP: 0.373, SLG: 0.333 Jeremy Fikac, R (8, 1)	1-1 SF7 3-H		2-0 F8		2-2 G3-6-1 1-2f			3-2 F7		3 0 0 1 0 0 3 0 0 0 0 0 0 0										
Bubba Trammell, R OBP: 0.328, SLG: 0.369 (1, 9)	0-0 1-2 1B			2-1 G5-3		3-3 K			0-0 G4-3	4 0 1 0 0 1 0										
Deivi Cruz, R OBP: 0.283, SLG: 0.414 (1, 6)	0-3 K			0-0 1B 1B			2-3 K		2-2 G6-3	4 0 1 0 0 2 2										
Sean Burroughs, L OBP: 0.271, SLG: 0.301 (1, 5)		2-2 F7		2-0 G5-4-3 1-2 1B			2-3 K		1-2 G3-1	4 0 1 0 0 1 0										
Wiki Gonzalez, R OBP: 0.240, SLG: 0.261 (1, 2)		3-2 G6-3		2-1 G5-4-3 1-2f			1-3 K			3 0 0 0 0 1 2										
Brian Tollberg, R OBP: 0.238, SLG: 0.211 Jason Boyd, R (6, 1) Ron Gant, R OBP: 0.283, SLG: 0.425 (8, PH) (8, 7)		1-1 G4-3			1-2 G4-6-3 1B			0-1 1B G6-3 1B		2 0 1 0 0 0 0 0 0 0 0 0 0 0 1 1 1 0 0 0 0										
<b>Inning Stats</b>	R: 1 E: 0 K: 1 S: 13	H: 3 LOB: 2 BB: 0 P: 15	R: 0 E: 0 K: 0 S: 8	H: 0 LOB: 0 BB: 0 P: 14	R: 0 E: 0 K: 1 S: 7	H: 2 LOB: 1 BB: 0 P: 12	R: 0 E: 0 K: 1 S: 8	H: 1 LOB: 0 BB: 0 P: 14	R: 0 E: 0 K: 1 S: 10	H: 0 LOB: 0 BB: 1 P: 19	R: 0 E: 0 K: 3 S: 13	H: 0 LOB: 0 BB: 0 P: 18	R: 1 E: 0 K: 0 S: 13	H: 2 LOB: 1 BB: 0 P: 19	R: 0 E: 0 K: 0 S: 13	H: 0 LOB: 0 BB: 0 P: 16	1B: 7 2B: 1 3B: 0 HR: 0	SF: 1 SAC: 0 DP: 3 HBP: 0	WP: 0 PB: 0 SB: 0 CS: 0	PA: 34
<b>PITCHER</b>	IP WLS BF H R ER SO BB IBB HBP BLK WP HR S P ERA WHIP																			
Jamey Wright, R ERA: 3.48 (1, 1)	6.0 W 23 6 1 1 4 2 0 0 0 0 0 0 52 92 1.50 1.333																			
Luis Vizcaino, R ERA: 2.97 (7, 1)	1.0 3 0 0 0 3 0 0 0 0 0 0 0 13 18 0.00 0.000																			
Ray King, L ERA: 4.96 (8, 1)	1.0 5 2 1 1 0 0 0 0 0 0 0 0 13 19 9.00 2.000																			
Mike DeJean, R ERA: 2.7 (9, 1)	1.0 3 0 0 0 0 0 0 0 0 0 0 0 13 16 0.00 0.000																			

**San Diego Padres @ Milwaukee Brewers**  
 Miller Park, Milwaukee, WI  
 Fri May 24 2002, 7:05 PM CDT  
 Att. 18,857 - Dome - 72 F

AB	31
R	2
H	8
RBI	2
BB	2
SO	7
LOB	13



WP: 0	PA: 34
PB: 0	
SB: 0	
CS: 0	



Batter	1	2	3	4	5	6	7	8	9	AB	R	H	RBI	BB	SO	LOB
Alex Sanchez, L OBP: 0.353, SLG: 0.328 (1, 8) X	0-0 FC6-4 1B		2-1 F7	0-0 B5-3		3-3 K				4	0	1	0	0	1	1
Eric Young Sr., R OBP: 0.288, SLG: 0.268 (1, 4) C X	0-1 FC6-4 1-2f		4-0 BB		2-2 G6-3		1-0 F8 2B			3	0	1	0	1	0	1
Jeffrey Hammonds, R OBP: 0.376, SLG: 0.465 (1, 9) F B X	1-1 FC6-4 1-2f		2-3 K		1-1 F7		2-3 K			4	0	0	0	0	2	4
Richie Sexson, R OBP: 0.299, SLG: 0.531 (1, 3) C B B	2-1 CS 1-2	3-2 G6-3		1-1 HR	1-0 HBP		0-1 F8			3	1	1	1	0	0	1
Geoff Jenkins, L OBP: 0.320, SLG: 0.430 (1, 7) C X		0-1 G4-1		1-2 1B HR 2B	1-2 F9		2-3 K			4	1	1	0	0	1	2
Tyler Houston, L OBP: 0.297, SLG: 0.405 (1, 5) C C C X		0-3 K		0-1 HR 1B		1-1 HR		2-2 F2		4	2	2	1	0	1	0
José Hernández, R OBP: 0.357, SLG: 0.536 (1, 6) B X		1-0 F9		2-3 K		2-2 G4-3 G5-3 2B		3-3 K		4	1	1	0	0	2	3
Marcus Jensen, S OBP: 0.200, SLG: 0.800 (1, 2) C C C C X			2-3 K	3-2 HR		0-0 G4-3		1-3 K		4	1	1	3	0	2	1
Jamey Wright, R OBP: 0.667, SLG: 1.333 (6, PH) Lenny Harris, L OBP: 0.205, SLG: 0.162 Luis Vizcaino, R Ray King, L Mike DeJean, R	1-1 2B		1-1 K	0-3 K		1-1 G5-3				2	0	1	0	0	1	0

Inning Stats	R: 0	H: 1	E: 0	LOB: 0	K: 0	BB: 0	S: 6	P: 9	R: 0	H: 0	E: 0	LOB: 1	K: 1	BB: 0	S: 9	P: 13	R: 0	H: 1	E: 0	LOB: 2	K: 2	BB: 1	S: 10	P: 21	R: 4	H: 4	E: 0	LOB: 0	K: 2	BB: 0	S: 18	P: 25	R: 0	H: 0	E: 0	LOB: 1	K: 0	BB: 0	S: 8	P: 13	R: 2	H: 2	E: 0	LOB: 0	K: 1	BB: 0	S: 12	P: 19	R: 0	H: 1	E: 0	LOB: 1	K: 2	BB: 0	S: 12	P: 17	R: 0	H: 0	E: 0	LOB: 0	K: 2	BB: 0	S: 9	P: 15
--------------	------	------	------	--------	------	-------	------	------	------	------	------	--------	------	-------	------	-------	------	------	------	--------	------	-------	-------	-------	------	------	------	--------	------	-------	-------	-------	------	------	------	--------	------	-------	------	-------	------	------	------	--------	------	-------	-------	-------	------	------	------	--------	------	-------	-------	-------	------	------	------	--------	------	-------	------	-------

PITCHER	IP	WLS	BF	H	R	ER	SO	BB	IBB	HBP	BLK	WP	HR	S	P	ERA	WHIP
Brian Tollberg, R ERA: 5.88 (1, 1)	5.0	L	25	8	6	6	5	1	0	1	0	1	3	56	89	10.80	1.800
Jason Boyd, R ERA: 7.01 (6, 1)	2.0		7	1	0	0	3	0	0	0	0	0	0	19	28	0.00	0.500
Jeremy Fikac, R ERA: 2.96 (8, 1)	1.0		3	0	0	0	2	0	0	0	0	0	0	9	15	0.00	0.000


**BOTTOM**

**San Diego Padres @ Milwaukee Brewers**  
Miller Park, Milwaukee, WI

Fri May 24 2002, 7:05 PM CDT  
Att: 18,857 - Dome - 72 F

livebaseballscorecards.com

AB	33
R	6
H	9
RBI	6
BB	1
SO	10
LOB	13



WP	HR	S	P	ERA	WHIP
1	0	13	36		

Batter	1	2	3	4	5	6	7	8	9	AB R H RBI BB SO LOB	TOP	
D'Angelo Jimenez, S OBP: 0.308, SLG: 0.317 Trevor Hoffman, R	2-3 K			0-1 F5		1-0 F8		0-3 K		4 0 0 0 0 2 1 0 0 0 0 0 0 0		
Mark Kotsay, L OBP: 0.373, SLG: 0.413	1-3 K			0-2 E BB 1B		0-0 F7		1-2 G6-3		4 0 1 0 0 1 0		
Ryan Klesko, L OBP: 0.430, SLG: 0.535	0-0 P4			4-2 E2 1-3 BB		0-2 F5		2-3 K		3 0 0 0 1 1 0		
Ray Lankford, L OBP: 0.360, SLG: 0.319		1-1 L9		1-2 P6			2-3 K		0-0 P6	4 0 0 0 0 1 2		
Bubba Trammell, R OBP: 0.328, SLG: 0.363		2-3 K		2-2 G6-3			4-0 G6-4-3 BB			2 0 0 0 1 1 2		
Deivi Cruz, R OBP: 0.284, SLG: 0.412		2-0 P5			2-0 FC4-6 1B		0-1 G6-4-3 1-2f			3 0 1 0 0 0 1		
Sean Burroughs, L OBP: 0.265, SLG: 0.294			2-2 F7		1-0 FC4-6 1-2f		0-1 G6-3			3 0 0 0 0 0 1		
Tom Lampkin, L OBP: 0.274, SLG: 0.296			1-1 F2		0-2 F8		1-3 K			3 0 0 0 0 1 1		
Kevin Pickford, L Mark Sweeney, L Jason Middlebrook, R Ramón Vázquez, L			1-2 G3		3-2 F5		0-1 1B			1 0 0 0 0 0 0 1 0 0 0 0 0 1 0 0 0 0 0 0 0 1 0 1 0 0 0 0		
<b>Inning Stats</b>	R: 0 H: 0 E: 0 LOB: 0 K: 2 BB: 0 S: 7 P: 10	R: 0 H: 0 E: 0 LOB: 0 K: 1 BB: 0 S: 6 P: 11	R: 0 H: 0 E: 0 LOB: 0 K: 0 BB: 0 S: 10 P: 14	R: 0 H: 1 E: 1 LOB: 2 K: 0 BB: 1 S: 18 P: 25	R: 0 H: 1 E: 0 LOB: 1 K: 0 BB: 0 S: 9 P: 15	R: 0 H: 0 E: 0 LOB: 0 K: 0 BB: 0 S: 5 P: 6	R: 0 H: 0 E: 0 LOB: 0 K: 1 BB: 1 S: 5 P: 11	R: 0 H: 1 E: 0 LOB: 1 K: 2 BB: 0 S: 10 P: 11	R: 0 H: 0 E: 0 LOB: 0 K: 1 BB: 0 S: 7 P: 10	1B: 3 SF: 0 2B: 0 SAC: 0 3B: 0 DP: 1 HR: 0 HBP: 0	WP: 0 PA: 31 PB: 0 SB: 0 CS: 0	
<b>PITCHER</b> Ruben Quevedo, R ERA: 3.47	IP WLS BF H R ER SO BB IBB HBP BLK WP HR S P ERA WHIP	9.0 W 31 3 0 0 7 2 0 0 0 0 0 0 77 113 0.00 0.556										

**San Diego Padres @ Milwaukee Brewers**  
Miller Park, Milwaukee, WI  
Sat May 25 2002, 6:05 PM CDT  
Att. 25,658 - Dome - 72 F

AB	29
R	0
H	3
RBI	0
BB	2
SO	7
LOB	9



Batter	1	2	3	4	5	6	7	8	9	AB	R	H	RBI	BB	SO	LOB
<b>Eric Young Sr., R</b> (1, 4) OBP: 0.287, SLG: 0.262	3-2 F4		4-2 FC4-6 BB	1-2 FC5-4 S			0-0 G5-3			3	0	0	0	1	0	2
<b>Ronnie Belliard, R</b> (1, 5) OBP: 0.324, SLG: 0.309	1-0 G1-3		1-2 FC4-6 BB 1B	1-2 G6-3			0-2 L3			4	1	0	0	0	0	3
<b>Jeffrey Hammonds, R</b> (1, 8) OBP: 0.379, SLG: 0.483	3-1 HR		4-2 BB 1B BB			3-3 K	1-3 K			3	1	1	1	1	2	0
<b>Richie Sexson, R</b> (1, 3) OBP: 0.298, SLG: 0.525	2-2 G6-3		1-1 BB 1B	1-2 2-H		1-3 K		0-1 G6-3		4	0	1	1	0	1	0
<b>Alex Ochoa, R</b> (1, 9) OBP: 0.372, SLG: 0.481		1-0 G5-4-3 1B	4-0 BB BB	1-2 2-3 BB		1-2 G6-3		4-2 1B BB		2	0	1	0	2	0	0
<b>Geoff Jenkins, L</b> (1, 7) OBP: 0.313, SLG: 0.420		0-1 G5-4-3	1-0 F8			1-2 L7		0-1 F8		4	0	0	0	0	0	5
<b>José Hernández, R</b> (1, 6) OBP: 0.366, SLG: 0.539		4-0 FC5-4 BB		0-0 G4-3		1-2 1B		0-0 1B		3	0	2	0	1	0	0
<b>Marcus Jensen, S</b> (1, 2) OBP: 0.333, SLG: 0.571		0-0 FC5-4		4-1 FC5-4 BB BB		1-3 K		4-0 1B		2	0	0	0	2	1	2
<b>Ruben Quevedo, R</b> (1, 1)			1-3 K	4-2 FC5-4 BB		0-3 K		0-3 K		3	0	0	0	1	3	4

Inning Stats	R: 1	H: 1	E: 0	K: 0	S: 10	LOB: 0	BB: 0	P: 19	R: 0	H: 1	E: 0	K: 0	S: 4	LOB: 1	BB: 1	P: 9	R: 1	H: 1	E: 0	K: 1	S: 14	LOB: 3	BB: 3	P: 30	R: 0	H: 0	E: 0	K: 0	S: 11	LOB: 2	BB: 2	P: 21	R: 0	H: 0	E: 0	K: 2	S: 9	LOB: 0	BB: 0	P: 14	R: 0	H: 1	E: 0	K: 2	S: 13	LOB: 1	BB: 0	P: 16	R: 0	H: 0	E: 0	K: 1	S: 9	LOB: 0	BB: 0	P: 10	R: 0	H: 1	E: 0	K: 1	S: 11	LOB: 3	BB: 2	P: 19	1B: 4	2B: 0	3B: 0	HR: 1	SF: 0	SAC: 0	DP: 1	HBP: 0	WP: 0	PA: 36
--------------	------	------	------	------	-------	--------	-------	-------	------	------	------	------	------	--------	-------	------	------	------	------	------	-------	--------	-------	-------	------	------	------	------	-------	--------	-------	-------	------	------	------	------	------	--------	-------	-------	------	------	------	------	-------	--------	-------	-------	------	------	------	------	------	--------	-------	-------	------	------	------	------	-------	--------	-------	-------	-------	-------	-------	-------	-------	--------	-------	--------	-------	--------

PITCHER	IP	WLS	BF	H	R	ER	SO	BB	IBB	HBP	BLK	WP	HR	S	P	ERA	WHIP	PITCHER	IP	WLS	BF	H	R	ER	SO	BB	IBB	HBP	BLK	WP	HR	S	P	ERA	WHIP																		
<b>Kevin Pickford, L</b> (1, 1) ERA: 2.7	4.0	L	20	3	2	2	1	6	0	0	0	0	1	39	79	4.50	2.250	<b>Jason Middlebrook, R</b> (5, 1) ERA: 6.08	3.0		10	1	0	0	5	0	0	0	0	0	31	40	0.00	0.333	<b>Trevor Hoffman, R</b> (8, 1) ERA: 1.69	1.0		6	1	0	0	1	1	1	0	0	0	0	0	11	19	0.00	2.000

BOTTOM

**San Diego Padres @ Milwaukee Brewers**  
Miller Park, Milwaukee, WI  
Sat May 25 2002, 6:05 PM CDT  
Att. 25,658 - Dome - 72 F

livebaseballscorecards.com

<b>AB</b>	<b>28</b>
<b>R</b>	<b>2</b>
<b>H</b>	<b>5</b>
<b>RBI</b>	<b>2</b>
<b>BB</b>	<b>8</b>
<b>SO</b>	<b>7</b>
<b>LOB</b>	<b>16</b>



Batter	1	2	3	4	5	6	7	8	9	AB R H RBI BB SO LOB	TOP											
Mark Kotsay, L (1, 8) OBP: 0.379, SLG: 0.442	1-2 FC6-4 1B	0-0 2-H HR	1-1 G3-1		1-0 2B			1-0 G6-4-3 1-2f		5 1 3 2 0 0 1												
Sean Burroughs, L (1, 5) OBP: 0.263, SLG: 0.285 Deivi Cruz, R (9, 6) OBP: 0.284, SLG: 0.412	0-0 FC6-4 1-2f HR	2-2 G3-1		0-3 K	2-3 K			2-2 HBP		4 1 0 0 0 2 2 0 0 0 0 0 0 0												
Ryan Klesko, L (1, 3) OBP: 0.429, SLG: 0.570	3-1 1-H HR	0-0 HR		3-2 E1			1-2 L8	0-0 G5-3		5 2 2 3 0 0 1												
Bubba Trammell, R (1, 9) OBP: 0.324, SLG: 0.350	1-1 BB 1B HBP	2-3 K		0-0 F8			3-2 F9		0-0 F8	4 0 0 0 0 1 1												
Ray Lankford, L (1, 7) OBP: 0.356, SLG: 0.316 Jeremy Fikac, R (6, 1) Alan Embree, L (7, 1) Steve Reed, R (7, 1) Mark Sweeney, L (9, PH) OBP: 0.289, SLG: 0.366 Trevor Hoffman, R (9, 1)	1-1 BB 1B	0-1 F7		0-0 E4			1-3 K		1-3 K	4 0 1 0 0 1 1 0 1 0 0 0 0 1 0 0 0 0 0 0 0 0												
D'Angelo Jimenez, S (1, 4) OBP: 0.306, SLG: 0.314	1-3 K		0-0 1B G6-4-3 1B	2-0 F8			3-3 K		0-0 F7	5 1 1 0 0 2 4												
Ramón Vázquez, L (1, 6) OBP: 0.276, SLG: 0.233	4-2 1-2 2-3 BB		1-1 1-3 1B G6-4-3 1B		2-1 1B G6-3 1B		0-0 G3-1			3 1 2 0 1 0 0												
Wiki Gonzalez, R (1, 2) OBP: 0.241, SLG: 0.259	1-3 K		1-1 G6-4-3 1-2f 3-H		0-0 1-3 1B G6-3 1B		1-1 L9			4 0 1 0 0 1 4												
Dennis Tankersley, R (1, 1) OBP: 0.400, SLG: 0.800 Trenidad Hubbard, R (6, 7) OBP: 0.286, SLG: 0.281		1-1 HR 2B	2-0 HR		1-2 G6-3 1-2f 3-H			0-0 G6-4-3 1B		3 2 2 1 0 0 1 1 0 1 0 0 0 0												
<b>Inning Stats</b>	R: 2 E: 0 K: 2 S: 18	H: 3 LOB: 3 BB: 1 P: 30	R: 3 E: 0 K: 1 S: 13	H: 3 LOB: 0 BB: 0 P: 18	R: 2 E: 0 K: 0 S: 8	H: 3 LOB: 0 BB: 0 P: 13	R: 0 E: 2 K: 1 S: 10	H: 0 LOB: 2 BB: 0 P: 15	R: 1 E: 0 K: 1 S: 10	H: 3 LOB: 1 BB: 0 P: 16	R: 0 E: 0 K: 1 S: 10	H: 0 LOB: 0 BB: 0 P: 15	R: 0 E: 0 K: 1 S: 8	H: 0 LOB: 0 BB: 0 P: 12	R: 0 E: 0 K: 0 S: 6	H: 1 LOB: 1 BB: 0 P: 9	R: 0 E: 0 K: 1 S: 5	H: 0 LOB: 0 BB: 0 P: 6	1B: 7 2B: 2 3B: 0 HR: 4	SF: 0 SAC: 0 DP: 3 HBP: 2	WP: 0 PB: 0 SB: 0 CS: 0	PA: 42
<b>PITCHER</b>	IP WLS BF H R ER SO BB IBB HBP BLK WP HR S P ERA WHIP																				<b>PITCHER</b>	IP WLS BF H R ER SO BB IBB HBP BLK WP HR S P ERA WHIP
Nelson Figueroa, R (1, 1) ERA: 5.79	2.0 L 14 6 5 5 3 1 0 1 0 0 0 3 31 48 22.50 3.500																					
47 Mike Buddie, R (3, 1) ERA: 4.54	3.0 15 6 3 3 2 0 0 0 0 0 0 1 28 44 9.00 2.000																					
Valerio De Los Santos, L (6, 1) ERA: 2.08	2.0 6 0 0 0 2 0 0 0 0 0 0 0 0 18 27 0.00 0.000																					
Ray King, L (8, 1) ERA: 4.67	1.0 4 1 0 0 0 0 0 0 1 0 0 0 6 9 0.00 1.000																					
Mike DeJean, R (9, 1) ERA: 2.6	1.0 3 0 0 0 1 0 0 0 0 0 0 0 0 5 6 0.00 0.000																					

**San Diego Padres @ Milwaukee Brewers**  
Miller Park, Milwaukee, WI  
Sun May 26 2002, 1:05 PM CDT  
Att. 27,007 - Sunny - 69 F

<b>AB</b>	<b>39</b>
<b>R</b>	<b>8</b>
<b>H</b>	<b>13</b>
<b>RBI</b>	<b>6</b>
<b>BB</b>	<b>1</b>
<b>SO</b>	<b>8</b>
<b>LOB</b>	<b>15</b>



WP: 0	PA: 42
PB: 0	
SB: 0	
CS: 0	

1B: 7	SF: 0
2B: 2	SAC: 0
3B: 0	DP: 3
HR: 4	HBP: 2

livebaseballscorecards.com

Batter	1	2	3	4	5	6	7	8	9	AB	R	H	RBI	BB	SO	LOB
Alex Sanchez, L OBP: 0.355, SLG: 0.344 (1, 8)	4-2 FC1-6-5 BB		1-3 K		0-1 SF7		0-0 G4-3 1-H 3B	2-1 F8		3	1	1	2	1	1	1
Ronnie Belliard, R OBP: 0.327, SLG: 0.323 (1, 4)	3-2 FC1-6-5 1B		0-0 L4		0-0 2B		1-0 G4-3		0-2 BB 1B	5	1	2	2	0	0	1
Tyler Houston, L OBP: 0.301, SLG: 0.405 (1, 5)	2-1 HR 1B		3-1 F2		1-1 G3		0-0 1B		0-3 K	5	1	2	1	0	1	2
Richie Sexson, R OBP: 0.305, SLG: 0.541 (1, 3)	2-2 HR			1-1 F9		2-2 G6-3	1-0 FC6-4 1B		4-2 BB	4	1	2	2	1	0	0
Geoff Jenkins, L OBP: 0.305, SLG: 0.409 (1, 7)	3-3 K			2-2 F9		1-0 G3-1	3-3 K		2-3 K	5	0	0	0	0	3	4
Alex Ochoa, R OBP: 0.364, SLG: 0.458 (1, 9)	0-3 K			0-0 F9		2-2 BB HBP	0-1 FC6-4 1-2f		2-3 K	4	0	0	0	0	2	4
José Hernández, R OBP: 0.374, SLG: 0.541 (1, 6)		2-3 K			0-0 2B SF7 1B		4-2 BB	0-1 SH1-4 1B		3	1	2	0	1	1	0
Paul Bako, L OBP: 0.341, SLG: 0.338 (1, 2)		1-3 K			0-3 K		0-1 G6-3	0-0 SH1-4		3	0	0	0	0	2	3
Nelson Figueroa, R Luis Lopez, S 47 Mike Buddle, R Larry Harris, L Valerio Del Real Santos, L Mark Loretta, R Ray King, L Jeffrey Hammonds, R Mike DeJean, R		0-0 L7			0-0 2B		1-0 3B 1B	3-3 K		0	0	0	0	0	0	0

Inning Stats	R: 3	H: 2	E: 0	K: 2	S: 19	LOB: 0	BB: 1	P: 33	R: 0	H: 0	E: 0	K: 2	S: 7	LOB: 0	BB: 0	P: 10	R: 0	H: 0	E: 0	K: 1	S: 7	LOB: 0	BB: 0	P: 11	R: 0	H: 0	E: 0	K: 0	S: 6	LOB: 0	BB: 0	P: 9	R: 2	H: 3	E: 0	K: 1	S: 10	LOB: 1	BB: 0	P: 11	R: 0	H: 0	E: 0	K: 0	S: 14	LOB: 2	BB: 1	P: 23	R: 2	H: 4	E: 0	K: 1	S: 10	LOB: 2	BB: 0	P: 16	R: 0	H: 1	E: 0	K: 1	S: 9	LOB: 1	BB: 0	P: 14	R: 0	H: 1	E: 0	K: 3	S: 15	LOB: 2	BB: 1	P: 23	1B: 7	SF: 1	2B: 2	SAC: 1	3B: 1	DP: 0	HR: 1	HBP: 1	WP: 0	PA: 42
--------------	------	------	------	------	-------	--------	-------	-------	------	------	------	------	------	--------	-------	-------	------	------	------	------	------	--------	-------	-------	------	------	------	------	------	--------	-------	------	------	------	------	------	-------	--------	-------	-------	------	------	------	------	-------	--------	-------	-------	------	------	------	------	-------	--------	-------	-------	------	------	------	------	------	--------	-------	-------	------	------	------	------	-------	--------	-------	-------	-------	-------	-------	--------	-------	-------	-------	--------	-------	--------

PITCHER	IP	WLS	BF	H	R	ER	SO	BB	IBB	HBP	BLK	WP	HR	S	P	ERA	WHIP	
Dennis Tankersley, R ERA: 4.7	(1, 1)	5.2	W	24	5	5	5	6	1	0	0	0	0	1	58	88	7.94	1.059
Jeremy Fikac, R ERA: 3.6	(6, 1)	0.2	H	5	2	2	0	1	0	0	0	0	0	8	14	27.00	4.500	
Alan Embree, L ERA: 2.2	(7, 1)	0.1	H	3	2	0	1	0	0	0	0	0	0	5	9	0.00	6.000	
Steve Reed, R ERA: 1.66	(7, 1)	1.1	H	5	1	0	1	0	0	0	0	0	0	11	16	0.00	0.750	
Trevor Hoffman, R ERA: 1.59	(9, 1)	1.0	S	5	1	0	3	1	0	0	0	0	0	15	23	0.00	2.000	

BOTTOM

San Diego Padres @ Milwaukee Brewers  
Miller Park, Milwaukee, WI  
Sun May 26 2002, 1:05 PM CDT  
Att: 27,007 - Sunny - 69 F

AB	36
R	7
H	11
RBI	7
BB	3
SO	11
LOB	16



Batter	1	2	3	4	5	6	7	8	9	AB R H RBI BB SO LOB	TOP											
Juan Pierre, L (1, 8) OBP: 0.349, SLG: 0.344	0-1 F8		3-3 K		1-1 G5-3		1-0 1B		0-3 K	5 0 1 1 0 2 0												
Juan Uribe, R (1, 6) OBP: 0.338, SLG: 0.379	1-1 1B			0-0 G1-3	2-1 L4		1-2 F7		1-2 L7	5 0 1 0 0 0 2												
Larry Walker, L (1, 9) OBP: 0.401, SLG: 0.569	2-3 K			1-0 G4-1		1-0 G3-1	2-0 1B			4 0 1 0 0 1 1												
17 Todd Helton, L (1, 3) OBP: 0.431, SLG: 0.642	1-1 P6			3-2 HR 2B		0-0 F7	1-3 K			4 1 1 0 0 1 4												
Todd Zeile, R (1, 5) OBP: 0.375, SLG: 0.500				4-2 HR BB		2-2 G6-3		1-2 G4-3		3 1 0 0 1 0 0												
Todd Hollandsworth, L (1, 7) OBP: 0.338, SLG: 0.500				0-0 HR		0-0 1B	1-0 B5			4 2 2 3 0 0 0												
Bobby Estalella, R (1, 2) OBP: 0.415, SLG: 0.795				1-1 E5		4-2 1B	4-1 BB			2 1 0 0 2 0 0												
Jose Ortiz, R (1, 4) OBP: 0.308, SLG: 0.307				0-1 F8		2-3 K	0-1 F7			4 0 0 0 0 1 4												
Mike Hampton, R (1, 1) OBP: 0.533, SLG: 0.458				0-3 K		2-3 K				2 0 0 0 0 0 2 0												
Justin Speier, R (5, 1) OBP: 0.279, SLG: 0.400										0 0 0 0 0 0 0 0												
Greg Norton, S (7, PH) OBP: 0.590, SLG: 0.500										1 0 1 1 0 0 0 0												
Chris Nichting, R (7, 1) OBP: 0.590, SLG: 0.500										0 0 0 0 0 0 0 0												
Kent Mercker, L (7, 1) OBP: 0.314, SLG: 0.438										0 0 0 0 0 0 0 0												
Terry Shumpert, R (9, PH) OBP: 0.314, SLG: 0.438										1 0 0 0 0 0 0 0												
<b>Inning Stats</b>	R: 0 E: 0 K: 1 S: 9	H: 1 LOB: 1 BB: 0 P: 13	R: 0 E: 0 K: 0 S: 9	H: 0 LOB: 0 BB: 0 P: 11	R: 0 E: 0 K: 2 S: 8	H: 0 LOB: 0 BB: 0 P: 14	R: 3 E: 1 K: 0 S: 12	H: 2 LOB: 1 BB: 1 P: 21	R: 0 E: 0 K: 1 S: 7	H: 0 LOB: 0 BB: 0 P: 12	R: 0 E: 0 K: 0 S: 5	H: 0 LOB: 0 BB: 0 P: 8	R: 2 E: 0 K: 2 S: 18	H: 4 LOB: 3 BB: 1 P: 31	R: 0 E: 0 K: 0 S: 8	H: 0 LOB: 1 BB: 1 P: 14	R: 0 E: 0 K: 1 S: 10	H: 0 LOB: 0 BB: 0 P: 13	1B: 5 2B: 1 3B: 0 HR: 1	SF: 0 SAC: 0 DP: 0 HBP: 0	WP: 0 PB: 0 SB: 0 CS: 0	PA: 38
<b>PITCHER</b>	IP WLS BF H R ER SO BB IBB HBP BLK WP HR S P ERA WHIP																					
Brian Lawrence, R (1, 1) ERA: 3.53	6.1 W 27 5 5 5 5 2 0 0 0 0 0 1 59 96 7.11 1.105																					
Steve Reed, R (7, 1) ERA: 1.64	0.1 H 3 2 0 0 0 0 0 0 0 0 0 0 5 9 0.00 6.000																					
Alan Embree, L (7, 1) ERA: 2.08	1.0 H 4 0 0 0 1 1 0 0 0 0 0 0 10 17 0.00 1.000																					
Jeremy Fikac, R (8, 1) ERA: 3.55	0.1 H 1 0 0 0 0 0 0 0 0 0 0 0 2 2 0.00 0.000																					
Trevor Hoffman, R (9, 1) ERA: 1.5	1.0 S 3 0 0 0 1 0 0 0 0 0 0 0 10 13 0.00 0.000																					

Colorado Rockies @ San Diego Padres  
Qualcomm Stadium, San Diego, CA  
Mon May 27 2002, 10:05 PM EDT  
Att. 15,666 - Sunny - 68 F

livebaseballscorecards.com

AB	35
R	5
H	7
RBI	5
BB	3
SO	7
LOB	11



Batter	1	2	3	4	5	6	7	8	9
D'Angelo Jimenez, S OBP: 0.308, SLG: 0.310 Jeremy Fikac, R Trevor Hoffman, R	4-1 FC6-4 1B BB		2-1 G5-3	2-2 G4-3	2-1 F8		4-2 FC4-6 BB		
Mark Kotsay, L OBP: 0.379, SLG: 0.441	0-0 FC6-4 1B		1-2 G6-3		0-0 2B 1B	0-2 F9	1-0 FC4-6		
Phil Nevin, R OBP: 0.362, SLG: 0.471	3-1 F9			2-1 F8	0-0 1B 2B	1-1 1B 2B	1-3 K		
Ryan Klesko, L OBP: 0.429, SLG: 0.584	1-2 FC6-4 1-2f 2-3			1-0 HR	0-1 FC5-4 BB 1B	1-2 P6		3-1 G4-3	
Ron Gant, R OBP: 0.314, SLG: 0.444	2-2 L8			2-0 BB 1B	0-0 FC5-4 1B	0-0 2-H 1B		3-2 F9	
Bubba Trammell, R OBP: 0.321, SLG: 0.342 Alan Embree, L Ramón Vázquez, L OBP: 0.273, SLG: 0.230		0-3 K		4-2 1B BB G3 BB	0-0 FC5-4 BB BB	2-3 K		0-2 G1-3	
Deivi Cruz, R OBP: 0.289, SLG: 0.411		3-1 G5-4-3 1B		4-1 G3 1B BB	0-0 P4		1-2 F9		
Wiki Gonzalez, R OBP: 0.303, SLG: 0.300		1-1 G5-4-3		2-1 G3 1B	4-0 BB BB		2-2 BB 1B FC4-6 1B		
Brian Lawrence, R OBP: 0.323, SLG: 0.269 Steve Reed, R Trenidad Hubbard, R OBP: 0.297, SLG: 0.293			0-0 F8	0-2 G3	4-0 BB		1-1 FC4-6 BB 1B		

Inning Stats	R: 0 E: 0 K: 10 S: 10	H: 1 LOB: 2 BB: 1 P: 20	R: 0 E: 0 K: 1 S: 7	H: 1 LOB: 0 BB: 0 P: 11	R: 0 E: 0 K: 0 S: 7	H: 0 LOB: 0 BB: 0 P: 10	R: 3 E: 0 K: 0 S: 18	H: 3 LOB: 2 BB: 2 P: 35	R: 3 E: 0 K: 0 S: 9	H: 4 LOB: 3 BB: 2 P: 19	R: 1 E: 0 K: 1 S: 13	H: 2 LOB: 1 BB: 0 P: 17	R: 1 E: 0 K: 1 S: 14	H: 2 LOB: 2 BB: 1 P: 24	R: 0 E: 0 K: 0 S: 9	H: 0 LOB: 0 BB: 0 P: 15
--------------	--------------------------------	----------------------------------	------------------------------	----------------------------------	------------------------------	----------------------------------	-------------------------------	----------------------------------	------------------------------	----------------------------------	-------------------------------	----------------------------------	-------------------------------	----------------------------------	------------------------------	----------------------------------

PITCHER	IP	WLS	BF	H	R	ER	SO	BB	IBB	HBP	BLK	WP	HR	S	P	ERA	WHIP
Mike Hampton, L ERA: 6.54	(1, 1)	4.2	L	27	9	6	6	1	5	0	0	0	0	49	91	11.57	3.000
Justin Speier, R ERA: 1.86	(5, 1)	1.1		6	2	1	1	0	0	0	0	0	0	15	21	6.75	1.500
Chris Nichting, R ERA: 2.25	(7, 1)	0.1		4	2	1	0	1	0	0	0	0	0	10	18	27.00	9.000
Kent Mercker, L ERA: 2.78	(7, 1)	1.2		5	0	0	1	0	0	0	0	0	0	13	21	0.00	0.000

**BOTTOM**

**Colorado Rockies @ San Diego Padres**  
Qualcomm Stadium, San Diego, CA

Mon May 27 2002, 10:05 PM EDT  
Att. 15,666 - Sunny - 68 F

AB	R	H	RBI	BB	SO	LOB	
3	0	0	0	2	0	5	
0	0	0	0	0	0	0	
0	0	0	0	0	0	0	
5	1	2	1	0	0	2	
5	2	2	0	0	1	4	
5	2	2	2	0	0	3	
5	1	3	2	0	0	2	
3	1	0	0	1	2	3	
0	0	0	0	0	0	0	
1	0	0	0	0	0	0	
3	0	1	0	1	0	2	
3	1	2	1	1	0	1	
2	0	0	2	1	0	2	
0	0	0	0	0	0	0	
1	0	1	0	0	0	0	
1B: 10	SF: 0	2B: 2	SAC: 0	3B: 0	DP: 1	HR: 1	HBP: 0
WP: 0	PA: 42	PB: 0	SB: 0	CS: 0			

livebaseballscorecards.com

**AB 36**  
**R 8**  
**H 13**  
**RBI 8**  
**BB 6**  
**SO 3**  
**LOB 24**



Batter	1	2	3	4	5	6	7	8	9	10	11	12	AB R H RBI BB SO LOB	TOP												
Juan Pierre, L OBP: 0.342, SLG: 0.336 (1, 8)	F8		G4-3		G4-3			B5-3			F7		5 0 0 0 0 0 0	<b>Colorado Rockies @ San Diego Padres</b> Qualcomm Stadium, San Diego, CA Tue May 28 2002, 10:05 PM EDT Att. 13,998 - Cloudy - 68 F												
Juan Uribe, R OBP: 0.330, SLG: 0.369 (1, 6)	E5 SF8		P4				G4-3	F3			K		5 1 0 0 0 1 0													
Larry Walker, L OBP: 0.401, SLG: 0.571 (1, 9)	SF8						K	G4-3				BB	3 0 1 1 1 1 0													
17 Todd Helton, L OBP: 0.422, SLG: 0.625 (1, 3)	L9						F7				L7		5 0 0 0 0 2 2													
Todd Zeile, R OBP: 0.370, SLG: 0.491 (1, 5)			G1-3				G5-3				G3-1		5 0 1 0 0 0 0													
Todd Hollandsworth, L OBP: 0.327, SLG: 0.482 (1, 7)			K				G6-3				K		5 0 0 0 0 3 2													
Bobby Estalella, R OBP: 0.414, SLG: 0.813 (1, 2)			K				G1-3				F8		4 1 1 1 1 1 2													
Brent Butler, R OBP: 0.407, SLG: 0.615 (1, 4)			SF9 3B				K				L8		5 1 3 0 0 1 0													
John Thomson, R OBP: 0.174, SLG: 0.100 (1, 1)													2 0 0 1 0 0 2													
Todd Jones, L OBP: 0.274, SLG: 0.393 (10, PH)			SF9				F8				K2-3		0 0 0 0 0 1 0													
Greg Norton, S OBP: 0.274, SLG: 0.393 (10, PH)							G1-3						1 0 0 0 0 0 0													
Jose Jimenez, R OBP: 0.310, SLG: 0.432 (12, PH)													0 0 0 0 0 0 0													
Terry Shumpert, R OBP: 0.310, SLG: 0.432 (12, PH)													0 0 0 0 0 0 0													
Dennys Reyes, R (12, 1)													0 0 0 0 0 0 0													
Justin Speier, R (12, 1)													0 0 0 0 0 0 0													
<b>Inning Stats</b>	R: 1 E: 1 K: 0 S: 9	H: 0 LOB: 0 BB: 0 P: 12	R: 0 E: 0 K: 2 S: 8	H: 0 LOB: 0 BB: 0 P: 13	R: 1 E: 0 K: 0 S: 12	H: 1 LOB: 0 BB: 0 P: 19	R: 0 E: 0 K: 2 S: 13	H: 2 LOB: 2 BB: 0 P: 22	R: 0 E: 0 K: 1 S: 7	H: 0 LOB: 0 BB: 0 P: 11	R: 0 E: 0 K: 1 S: 11	H: 1 LOB: 2 BB: 1 P: 19	R: 0 E: 0 K: 0 S: 3	H: 0 LOB: 0 BB: 0 P: 6	R: 0 E: 0 K: 2 S: 9	H: 0 LOB: 0 BB: 0 P: 12	R: 0 E: 0 K: 1 S: 6	H: 0 LOB: 0 BB: 0 P: 9	R: 0 E: 0 K: 1 S: 9	H: 0 LOB: 1 BB: 1 P: 19	R: 1 E: 0 K: 0 S: 11	H: 2 LOB: 1 BB: 0 P: 18	1B: 2 2B: 1 3B: 2 HR: 1	SF: 2 SAC: 0 DP: 0 HBP: 0	WP: 0 PB: 0 SB: 0 CS: 0	PA: 45
<b>PITCHER</b>	IP WLS BF H R ER SO BB IBB HBP BLK WP HR S P ERA WHIP																									
Brett Tomko, R ERA: 3.42 (1, 1)	8.0		30	4	2	1	6	1	0	0	0	0	0	0	0	0	71	114	1.12	0.625						
Alan Embree, L ERA: 1.96 (9, 1)	1.0		3	0	0	0	2	0	0	0	0	0	0	0	0	0	9	12	0.00	0.000						
Treyor Hoffman, R ERA: 1.42 (10, 1)	1.0		3	0	0	0	1	0	0	0	0	0	0	0	0	0	6	9	0.00	0.000						
Jeremy Fikac, R ERA: 3.67 (11, 1)	1.2	L	8	2	1	1	1	1	0	0	0	0	0	0	0	1	17	32	5.40	1.800						
Jason Boyd, R ERA: 6.92 (12, 1)	0.1		1	0	0	0	0	0	0	0	0	0	0	0	0	0	3	5	0.00	0.000						

AB	41
R	3
H	6
RBI	3
BB	2
SO	10
LOB	9






Batter	1	2	3	4	5	6	7	8	9	10	11	12	AB	R	H	RBI	BB	SO	LOB	BOTTOM								
Mark Kotsay, L OBP: 0.373, SLG: 0.432	0-1 G3		0-0 F7		3-2 F8		0-0 F7		0-1 B1-3		2-1 1B		6	0	1	0	0	0	3	<b>Colorado Rockies @ San Diego Padres</b> Qualcomm Stadium, San Diego, CA Tue May 28 2002, 10:05 PM EDT Att. 13,998 - Cloudy - 68 F								
Ramón Vázquez, L OBP: 0.276, SLG: 0.237	3-2 G4-3		1-0 F8			2-2 2B	3-2 G3		0-0 G4-3		1-0 1B		6	0	2	0	0	0	2									
Ryan Klesko, L OBP: 0.431, SLG: 0.591	0-0 G6-3			1-2 2B		1-1 2B	4-0 IBB		3-2 G6-3			0-0 F7	5	0	2	0	1	0	0									
Phil Nevin, R OBP: 0.348, SLG: 0.451		1-3 K		0-3 K		0-0 F3	2-1 F8			2-3 K		1-1 F7	6	0	0	0	0	3	5									
Ray Lankford, L OBP: 0.350, SLG: 0.311		0-0 G5-3		0-1 F8		0-1 F5		1-1 1B		1-3 K		4-1 WP	5	0	1	0	0	1	3									
Ron Gant, R OBP: 0.327, SLG: 0.444												BB	0	0	0	0	1	0	0									
Mark Sweeney, L OBP: 0.280, SLG: 0.348		3-2 1B		0-2 F9		2-2 P6		2-2 L9		2-0 F8		4-1 BB	5	0	1	0	0	0	4									
Jeremy Fikac, R OBP: 0.324, SLG: 0.300												1-2 BB	0	0	0	0	0	0	0									
Jason Boyd, R OBP: 0.297, SLG: 0.293													0	0	0	0	1	0	0									
Trenidad Hubbard, R OBP: 0.297, SLG: 0.293													0	0	0	0	0	0	0									
Deivi Cruz, R OBP: 0.285, SLG: 0.408		1-2 L9			0-1 P6		1-1 HR	0-1 F9			1-3 K	0-0 P6	6	1	1	0	0	1	4									
Tom Lampkin, L OBP: 0.305, SLG: 0.347			4-2 BB		3-1 1B		0-1 HR	4-0 IBB			0-0 1B		3	1	3	2	2	0	0									
Brett Tomko, R OBP: 0.214, SLG: 0.286			0-1 G5-3		0-3 K		1-1 G3	1-3 K			2-3 K		3	0	1	0	0	1	2									
Sean Burroughs, L OBP: 0.281, SLG: 0.282													1	0	0	0	0	1	2									
Alan Embree, L OBP: 0.281, SLG: 0.282													0	0	0	0	0	0	0									
Trevor Hoffman, R OBP: 0.319, SLG: 0.339			1-2 G5-3										0	0	0	0	0	0	0									
Bubba Trammell, R OBP: 0.319, SLG: 0.339													1	0	0	0	0	1	1									
<b>Inning Stats</b>	R: 0 E: 0 K: 0 S: 8	H: 0 LOB: 0 BB: 0 P: 11	R: 0 E: 0 K: 1 S: 11	H: 1 LOB: 1 BB: 0 P: 16	R: 0 E: 0 K: 0 S: 7	H: 0 LOB: 1 BB: 1 P: 12	R: 0 E: 0 K: 1 S: 13	H: 1 LOB: 1 BB: 0 P: 14	R: 0 E: 0 K: 1 S: 13	H: 1 LOB: 1 BB: 0 P: 19	R: 0 E: 0 K: 0 S: 13	H: 2 LOB: 2 BB: 0 P: 18	R: 2 E: 0 K: 0 S: 13	H: 3 LOB: 2 BB: 1 P: 24	R: 0 E: 0 K: 1 S: 11	H: 1 LOB: 2 BB: 1 P: 19	R: 0 E: 0 K: 0 S: 7	H: 0 LOB: 0 BB: 0 P: 10	R: 0 E: 0 K: 2 S: 7	H: 0 LOB: 0 BB: 0 P: 12	R: 0 E: 0 K: 2 S: 10	H: 3 LOB: 2 BB: 0 P: 16	R: 0 E: 0 K: 0 S: 6	H: 0 LOB: 2 BB: 2 P: 15	1B: 8 2B: 3 3B: 0 HR: 1	SF: 0 SAC: 0 DP: 0 HBP: 0	WP: 1 PB: 0 SB: 1 CS: 0	PA: 52
<b>PITCHER</b>	IP	WLS	BF	H	R	ER	SO	BB	IBB	HBP	BLK	WP	HR	S	P	ERA	WHIP											
John Thomson, R ERA: 3.86	7.0		31	8	2	2	3	1	1	0	0	0	1	78	114	2.57	1.286											
Todd Jones, R ERA: 1.88	2.0		8	1	0	0	1	0	1	0	0	0	0	18	29	0.00	0.500											
Jose Jimenez, R ERA: 2.45	2.0	W	8	3	0	0	4	0	0	0	0	0	0	17	28	0.00	1.500											
Dennys Reyes, L ERA: 4.22	0.2	H	4	0	0	0	0	2	0	0	0	1	0	5	14	0.00	3.000											
Justin Speier, R ERA: 1.8	0.1	S	1	0	0	0	0	0	0	0	0	0	0	1	1	0.00	0.000											

livebaseballscorecards.com

AB	47
R	2
H	12
RBI	2
BB	5
SO	8
LOB	26



Batter	1	2	3	4	5	6	7	8	9	AB R H RBI BB SO LOB	TOP					
Juan Pierre, L (1, 8) OBP: 0.335, SLG: 0.329	0-2 P5	2-1 FC4-6		1-3 K		0-0 F8			0-2 G3	5 0 0 0 0 1 2						
Juan Uribe, R (1, 6) OBP: 0.336, SLG: 0.372	1-2 17 S BB 1B		2-2 17 1B BB SF8 1B	4-2 FC4-6 BB		0-0 G5-3			2-2 F7	4 1 2 0 1 0 1						
Larry Walker, L (1, 9) OBP: 0.403, SLG: 0.564 Mark Little, R (9, PH) OBP: 0.245, SLG: 0.256	4-2 17 BB 1-2 BB		4-1 SF8 17 1B 1-2 1B BB	2-1 FC4-6			0-3 K		0-3 K	2 1 0 0 2 1 1 1 0 0 0 0 1 0						
17 Todd Helton, L (1, 3) OBP: 0.423, SLG: 0.620	4-1 G5-4-3 1-2 2-3 BB		0-0 1B 1-2 2-3 1B		2-1 G3		0-0 F3			3 0 1 0 1 0 0						
Todd Zeile, R (1, 5) OBP: 0.368, SLG: 0.488 Chris Nix, R (7, 1) OBP: 0.500, SLG: 0.500	1-2 G5-4-3 1-2f		2-1 SF8 2-3 3-H		1-3 K		1-2 1B			3 0 1 1 0 1 3 0 0 0 0 0 0 0						
Todd Hollandsworth, L (1, 7) OBP: 0.338, SLG: 0.493		1-0 E 2B	0-0 1-2 3-H 1B		4-1 BB		0-0 G4-3			3 1 2 1 1 0 1						
Brent Butler, R (1, 4) OBP: 0.387, SLG: 0.567		2-1 G5-3 2-H	0-3 K		1-1 F8			3-2 G4-6-3 1B		4 0 1 0 0 1 3	AB 32 R 3 H 9 RBI 2 BB 5 SO 6 LOB 14					
Gary Bennett, R (1, 2) OBP: 0.304, SLG: 0.312		0-0 F9	1-1 G6-3			1-2 SH1-4 1B		1-1 G4-6-3		4 0 1 0 0 0 3						
Denny Stark, R (1, 1) OBP: 0.200, SLG: 0.556 40 Brian Fuentes, L (6, 1) Terry Shumpert, R (7, 4) OBP: 0.307, SLG: 0.427		2-2 FC4-6 1B		1-3 K		0-1 SH1-4		1-1 G6-3		2 0 1 0 0 1 0 0 0 0 0 0 0 0 1 0 0 0 0 0 0						
<b>Inning Stats</b>	R: 0 H: 1 E: 0 LOB: 2 K: 0 BB: 2 S: 13 P: 23	R: 1 H: 2 E: 1 LOB: 1 K: 0 BB: 0 S: 9 P: 16	R: 2 H: 3 E: 0 LOB: 2 K: 1 BB: 1 S: 13 P: 22	R: 0 H: 0 E: 0 LOB: 1 K: 2 BB: 1 S: 10 P: 18	R: 0 H: 0 E: 0 LOB: 1 K: 1 BB: 1 S: 8 P: 16	R: 0 H: 1 E: 0 LOB: 1 K: 0 BB: 0 S: 8 P: 9	R: 0 H: 1 E: 0 LOB: 1 K: 1 BB: 0 S: 8 P: 9	R: 0 H: 1 E: 0 LOB: 0 K: 0 BB: 0 S: 8 P: 13	R: 0 H: 0 E: 0 LOB: 0 K: 1 BB: 0 S: 11 P: 13	1B: 8 SF: 1 2B: 1 SAC: 1 3B: 0 DP: 2 HR: 0 HBP: 0	WP: 0 PA: 39 PB: 0 SB: 1 CS: 0					
<b>PITCHER</b>	IP WLS BF H R ER SO BB IBB HBP BLK WP HR S P ERA WHIP															
Brian Tollberg, R (1, 1) ERA: 6.13	2.0	13	5	3	3	0	3	0	0	0	0	0	27	50	13.50	4.000
Jason Middlebrook, R (3, 1) ERA: 3.98	7.0	W	26	4	0	0	6	2	0	0	0	0	61	89	0.00	0.857

**Colorado Rockies @ San Diego Padres**  
**Qualcomm Stadium, San Diego, CA**  
 Wed May 29 2002, 10:05 PM EDT  
 Att. 13,421 - Sunny - 70 F

[livebaseballscorecards.com](http://livebaseballscorecards.com)

Batter	1	2	3	4	5	6	7	8	9	AB	R	H	RBI	BB	SO	LOB	BOTTOM			
<b>Mark Kotsay, L</b> OBP: 0.383, SLG: 0.453 (1, 8)	4-1 BB F7 BB	0-1 HR	0-0 F8			4-0 1B BB		1-1 2B 1B		3	4	2	3	2	0	1	<b>Colorado Rockies @ San Diego Padres</b> Qualcomm Stadium, San Diego, CA Wed May 29 2002, 10:05 PM EDT Att. 13,421 - Sunny - 70 F			
<b>Ramón Vázquez, L</b> OBP: 0.273, SLG: 0.227 (1, 4) (7, 5)	0-1 F7	0-0 G6-3			1-3 K	4-2 1B BB		1-3 K		4	0	0	0	1	2	3				
<b>Ryan Klesko, L</b> OBP: 0.435, SLG: 0.593 (1, 3)	4-0 BB BB	4-1 FC6-4 BB			0-1 G4-3	3-3 K		1-1 1B 2B		3	1	1	1	2	1	3				
<b>Phil Nevin, R</b> OBP: 0.352, SLG: 0.449 <b>D'Angelo Jimenez, S</b> OBP: 0.311, SLG: 0.313 (1, 5) (7, 4)	4-2 BB BB	0-0 FC6-4			1-2 G4-3	1-1 1B		0-0 1B		3	0	1	2	1	0	1				
<b>Ray Lankford, L</b> OBP: 0.344, SLG: 0.299 (1, 7)	4-2 G6-4-3 BB		1-1 E6 3B		1-3 K	0-2 F7		2-3 K		4	1	0	1	1	2	3				
<b>Bubba Trammell, R</b> OBP: 0.308, SLG: 0.325 (1, 9)	3-1 G6-4-3		1-1 F8		1-2 G6-3		0-3 K	0-0 G5-3		5	0	0	0	0	1	5				
<b>Deivi Cruz, R</b> OBP: 0.284, SLG: 0.416 (1, 6)		1-2 E4 SH2-4 HR 1B	0-1 1B 3B		0-0 G5-3		2-3 K			4	2	1	1	0	1	0				
<b>Wiki Gonzalez, R</b> OBP: 0.342, SLG: 0.324 (1, 2)		0-0 SH2-4 HR 1B	3-2 SH3-4 1B			1-0 F8	1-2 L4			4	1	2	1	0	0	0				
<b>Brian Tollberg, R</b> OBP: 0.238, SLG: 0.211 <b>Jason Middlebrook, R</b> OBP: 0.500, SLG: 0.500 (1, 1) (3, 1)		1-0 SH2-4	0-0 SH3-4			1-0 BB BB 1B 1B		0-0 1B 1B		0	0	0	0	0	0	0				
<b>Inning Stats</b>	R: 1 E: 0 K: 0 S: 11	H: 0 LOB: 2 BB: 4 P: 30	R: 3 E: 1 K: 0 S: 10	H: 2 LOB: 1 BB: 1 P: 16	R: 2 E: 1 K: 0 S: 14	H: 2 LOB: 1 BB: 0 P: 19	R: 0 E: 0 K: 1 S: 8	H: 0 LOB: 0 BB: 0 P: 10	R: 0 E: 0 K: 1 S: 7	H: 0 LOB: 0 BB: 0 P: 9	R: 2 E: 0 K: 1 S: 13	H: 2 LOB: 2 BB: 2 P: 27	R: 0 E: 0 K: 2 S: 11	H: 0 LOB: 0 BB: 0 P: 14	R: 3 E: 0 K: 2 S: 15	H: 4 LOB: 1 BB: 0 P: 20		1B: 7 2B: 1 3B: 1 HR: 1	SF: 0 SAC: 2 DP: 1 HBP: 0	WP: 0 PB: 0 SB: 0 CS: 0
<b>PITCHER</b>	IP WLS BF H R ER SO	IP WLS BF H R ER SO	IP WLS BF H R ER SO	IP WLS BF H R ER SO	IP WLS BF H R ER SO	IP WLS BF H R ER SO	IP WLS BF H R ER SO	IP WLS BF H R ER SO	IP WLS BF H R ER SO	IP WLS BF H R ER SO	IP WLS BF H R ER SO	IP WLS BF H R ER SO	IP WLS BF H R ER SO	IP WLS BF H R ER SO	IP WLS BF H R ER SO	ERA WHIP				
<b>Denny Stark, R</b> ERA: 3.47 (1, 1)	5.1 L	29	5	8	6	2	7	0	0	0	0	0	0	0	0	0	10.12	2.250		
<b>40 Brian Fuentes, L</b> ERA: (6, 1)	0.2	3	1	0	0	1	0	0	0	0	0	0	0	0	0	0	0.00	1.500		
<b>Chris Nichting, R</b> ERA: 3.27 (7, 1)	2.0	10	4	3	3	4	0	0	0	0	0	0	0	0	0	0	13.50	2.000		

livebaseballscorecards.com

<b>AB</b>	<b>33</b>
<b>R</b>	<b>11</b>
<b>H</b>	<b>10</b>
<b>RBI</b>	<b>11</b>
<b>BB</b>	<b>7</b>
<b>SO</b>	<b>7</b>
<b>LOB</b>	<b>16</b>



Batter	1	2	3	4	5	6	7	8	9	AB R H RBI BB SO LOB	TOP											
Juan Pierre, L OBP: 0.332, SLG: 0.326 (1, 8) X	0-0 CS 1B	0-0 B1-3			0-0 G6-3		0-1 L8		1-3 K	5 0 1 0 0 1 2												
Juan Uribe, R OBP: 0.339, SLG: 0.374 (1, 6) B C B B F X	3-2 17 1B HR 1-2 1B	1-1 PO 1B			2-2 G5-3		1-3 K			4 1 2 0 0 1 0												
Larry Walker, L OBP: 0.400, SLG: 0.554 (1, 9) B C B B B	4-1 17 1B HR 1-2 BB	0-2 PO 1-2	0-3 K		2-1 F8			0-0 F2		3 1 0 0 1 1 0												
17 Todd Helton, L OBP: 0.429, SLG: 0.626 (1, 3) F B F F X	1-2 HR 1-2 2-3 1B		4-0 BB		1-2 1B 2B			0-1 F8		3 1 2 0 1 0 0												
Greg Norton, S OBP: 0.273, SLG: 0.433 Kent Mercker, L Todd Jones, L Jose Jimenez, R (1, 5) X (8, 1) (8, 1) (9, 1)	0-0 HR 1-H 2-H 3-H		2-2 F5		3-1 F2			2-3 K		4 1 1 4 0 1 2 0												
Todd Hollandsworth, L OBP: 0.335, SLG: 0.486 (1, 7) B X	1-0 L4		2-2 F9		0-0 2-3 1B			2-1 G3-1		4 0 1 0 0 0 1												
Bobby Estalella, R OBP: 0.403, SLG: 0.765 (1, 2) B S C B X	2-2 E5			1-0 G6-3		0-0 F5		4-2 WP BB BB		3 0 0 0 1 0 2												
Jose Ortiz, R OBP: 0.301, SLG: 0.300 Justin Speier, R Brent Butler, R OBP: 0.406, SLG: 0.567 (1, 4) F C C (6, 1) (8, 5)	0-3 K		3-2 P4		0-2 F9			4-0 WP BB 1-2		3 0 0 0 0 1 3 0 0 0 0 0 0 0 0 0 0 0 1 0 0												
Denny Neagle, L OBP: 0.364, SLG: 0.500 Terry Shumpert, R OBP: 0.300, SLG: 0.417 (1, 1) (6, 4)		1-3 K		0-0 G3-1			0-2 F8		3-3 K 1-2 2-3	2 0 0 0 0 1 0 2 0 0 0 0 1 2												
<b>Inning Stats</b>	R: 4 E: 1 K: 1 S: 17	H: 4 LOB: 1 BB: 1 P: 28	R: 0 E: 0 K: 1 S: 9	H: 1 LOB: 0 BB: 0 P: 11	R: 0 E: 0 K: 1 S: 10	H: 0 LOB: 1 BB: 1 P: 18	R: 0 E: 0 K: 0 S: 5	H: 0 LOB: 0 BB: 0 P: 9	R: 0 E: 0 K: 0 S: 6	H: 0 LOB: 0 BB: 0 P: 10	R: 0 E: 0 K: 1 S: 11	H: 2 LOB: 2 BB: 0 P: 15	R: 0 E: 0 K: 1 S: 9	H: 0 LOB: 0 BB: 0 P: 10	R: 0 E: 0 K: 1 S: 6	H: 0 LOB: 0 BB: 0 P: 8	R: 0 E: 0 K: 2 S: 11	H: 0 LOB: 2 BB: 2 P: 25	1B: 5 2B: 1 3B: 0 HR: 1	SF: 0 SAC: 0 DP: 0 HBP: 0	WP: 1 PB: 0 SB: 0 CS: 1	PA: 38
<b>PITCHER</b>	IP WLS BF H R ER SO BB IBB HBP BLK WP HR S P ERA WHIP																				<b>PITCHER</b>	IP WLS BF H R ER SO BB IBB HBP BLK WP HR S P ERA WHIP
Bobby Jones, R ERA: 5.64 (1, 1)	7.0 L 29 7 4 4 4 2 0 0 0 0 1 67 101 5.14 1.286																					
Kevin Pickford, L ERA: 2.25 (8, 1)	1.1 6 0 0 0 1 2 0 0 0 0 0 0 11 23 0.00 1.500																					
Jason Boyd, R ERA: 6.75 (9, 1)	0.2 2 0 0 0 0 2 0 0 0 0 1 0 6 10 0.00 0.000																					

Colorado Rockies @ San Diego Padres  
Qualcomm Stadium, San Diego, CA  
Thu May 30 2002, 5:05 PM EDT  
Att. 18,755 - Cloudy - 75 F

livebaseballscorecards.com

AB	33
R	4
H	7
RBI	4
BB	4
SO	7
LOB	12



Batter	1	2	3	4	5	6	7	8	9	AB	R	H	RBI	BB	SO	LOB
Trenidad Hubbard, R OBP: 0.290, SLG: 0.274 (1, 5)	4-2 S S BB BB		0-1 G5-3 C X		0-1 G4-3 C X		1-1 F9 B F X		0-0 G1-3 X	4	0	0	0	1	0	1
Mark Kotsay, L OBP: 0.389, SLG: 0.459 (1, 8)	2-3 K 1-2		1-2 F8 F B C X		4-0 BB B B B B			3-2 SF8 E 2B	0-1 DI E 1B 2-3	4	1	2	0	1	1	1
Deivi Cruz, R OBP: 0.287, SLG: 0.412 (1, 6)	2-1 G5-3 2-3		4-1 BB B B C C B		1-3 K B S F C C			1-2 E6 BB 1B 2-3	1-1 E6 1-3 3-H	4	0	1	0	1	1	3
Ryan Klesko, L OBP: 0.429, SLG: 0.578 (1, 3)	0-0 L9 X		3-3 K C C C C B		0-2 F8 S C C X			4-0 BB B B B B	0-0 G6-3 X	4	0	0	0	1	1	5
Ron Gant, R OBP: 0.304, SLG: 0.417 (1, 7)		1-2 F5 B T F C C		3-3 K C S B B B		0-1 G6-3 C X		2-2 SF8 3-H		3	0	0	1	0	1	0
Bubba Trammell, R OBP: 0.307, SLG: 0.318 (1, 9)		4-2 1B BB B B B C C		1-2 G3-1 F L B B X		2-3 K C F B B C		3-2 F8 3-H		3	0	0	0	1	1	2
Wiki Gonzalez, R OBP: 0.333, SLG: 0.297 (1, 2)		1-1 P6 C B C		4-2 1B BB S B B B B		2-2 G6-3 C B C B X		2-3 K C C B B S		3	0	0	0	1	1	3
D'Angelo Jimenez, S OBP: 0.319, SLG: 0.327 (1, 4)		2-2 1B 1-3 C B T T T T C		1-2 1B 1-2 C B T T T T B			2-3 K C T F B B		3-2 1B E 2B C B B B F X	4	1	3	0	0	1	0
Bobby Jones, R OBP: 0.067, SLG: 0.067 (1, 1)		1-3 K 1-3 B T T T T B		0-3 K S B F			1-1 G3 S B X		2-2 F7 F B B F X	2	0	0	0	0	2	4
Mark Sweeney, L OBP: 0.275, SLG: 0.340 (7, PH)										1	0	0	0	0	0	0
Kevin Pickford, L (8, 1)										0	0	0	0	0	0	0
Jason Boyd, R (9, 1)										0	0	0	0	0	0	0
Ray Lankford, L OBP: 0.341, SLG: 0.296 (9, PH)										1	0	0	0	0	0	1

Inning Stats	R: 0	H: 0	E: 0	K: 10	S: 10	H: 0	LOB: 1	BB: 1	P: 18	R: 0	H: 1	E: 0	K: 1	S: 19	H: 0	LOB: 2	BB: 1	P: 28	R: 0	H: 0	E: 0	K: 11	S: 11	R: 0	H: 1	E: 0	K: 2	S: 19	R: 0	H: 0	E: 0	K: 8	S: 8	R: 0	H: 0	E: 0	K: 1	S: 8	R: 0	H: 0	E: 0	K: 1	S: 7	R: 1	H: 2	E: 1	K: 1	S: 18	R: 1	H: 2	E: 1	K: 0	S: 12	1B: 4	SF: 1	2B: 2	SAC: 0	3B: 0	DP: 0	HR: 0	WP: 0	PA: 40
--------------	------	------	------	-------	-------	------	--------	-------	-------	------	------	------	------	-------	------	--------	-------	-------	------	------	------	-------	-------	------	------	------	------	-------	------	------	------	------	------	------	------	------	------	------	------	------	------	------	------	------	------	------	------	-------	------	------	------	------	-------	-------	-------	-------	--------	-------	-------	-------	-------	--------

PITCHER	IP	WLS	BF	H	R	ER	SO	BB	IBB	HBP	BLK	WP	HR	S	P	ERA	WHIP
Denny Neagle, L ERA: 3.96 (1, 1)	5.0	W	22	2	0	0	6	5	0	0	0	0	0	67	106	0.00	1.400
Justin Speier, R ERA: 1.5 (6, 1)	2.0		6	0	0	0	2	0	0	0	0	0	0	15	23	0.00	0.000
Kent Mercker, L ERA: 3.18 (8, 1)	0.0		3	2	1	1	0	1	0	0	0	0	0	6	14	∞	∞
Todd Jones, R ERA: 1.82 (8, 1)	1.0	H	3	0	0	0	1	0	0	0	0	0	0	12	19	0.00	0.000
Jose Jimenez, R ERA: 2.36 (9, 1)	1.0	S	6	2	1	0	0	0	0	0	0	0	0	12	18	0.00	2.000

**BOTTOM**

**Colorado Rockies @ San Diego Padres**  
Qualcomm Stadium, San Diego, CA

Thu May 30 2002, 5:05 PM EDT  
Att: 18,755 - Cloudy - 75 F

AB	33
R	2
H	6
RBI	1
BB	6
SO	9
LOB	20



Batter	1	2	3	4	5	6	7	8	9	AB R H RBI BB SO LOB	TOP
Alex Sanchez, L (1, 8) OBP: 0.366, SLG: 0.350	0-0 CS 1B	2-1 FC6-4 1-2f		4-2 SH5-4 HR BB		0-0 G1-6-3 1B	1-0 1B		2-0 2B 1B	5 2 4 0 1 0 3	
Eric Young Sr., R (1, 4) OBP: 0.304, SLG: 0.282 Ronnie Belliard, R (6, PH) OBP: 0.325, SLG: 0.330 (6, 4)	1-2 CS 1B		2-2 G4-3	0-0 SH5-4		1-1 G1-6-3 1-2f	0-2 G4-3		0-1 2B 1H	2 0 1 0 0 0 0 3 0 1 1 0 0 2	
Jeffrey Hammonds, R (1, 9) OBP: 0.380, SLG: 0.476 Alex Ochoa, R (7, 9) OBP: 0.356, SLG: 0.435	1-3 K		0-0 1B 2B	3-2 P4		0-0 HBP E 1B 1B		2-2 E3 1B BB 1B	0-1 F7	4 2 2 0 0 1 3 2 1 0 0 0 0 1	
Richie Sexson, R (1, 3) OBP: 0.341, SLG: 0.556 Lenny Harris, L (8, PH) OBP: 0.244, SLG: 0.233 (8, 3)	0-1 CS 1-2	1-1 BB 2B 1B	1-0 1B 2B 1B 2-H	4-0 HR BB		2-2 HBP E 1B		3-2 BB 1B 1B 1-2	0-3 K	3 4 3 1 1 0 0 2 0 1 0 0 1 1	
Geoff Jenkins, L (1, 7) OBP: 0.318, SLG: 0.426											
Tyler Houston, L (1, 5) OBP: 0.313, SLG: 0.425 Mark Loretta, R (8, PH) OBP: 0.278, SLG: 0.222 (8, 5)											
José Hernández, R (1, 6) OBP: 0.374, SLG: 0.538 Luis Lopez, S (7, 6)											
Marcus Jensen, S (1, 2) OBP: 0.294, SLG: 0.357											
Ruben Quevedo, R (1, 1) OBP: 0.100, SLG: 0.053 Jose Cabrera, R (8, 1)											
<b>Inning Stats</b>	R: 0 H: 2 E: 0 LOB: 0 K: 1 BB: 0 S: 8 P: 10	R: 1 H: 2 E: 0 LOB: 3 K: 2 BB: 2 S: 14 P: 28	R: 2 H: 4 E: 0 LOB: 2 K: 0 BB: 1 S: 13 P: 20	R: 4 H: 2 E: 0 LOB: 0 K: 0 BB: 2 S: 12 P: 26	R: 0 H: 1 E: 0 LOB: 0 K: 0 BB: 0 S: 4 P: 5	R: 3 H: 3 E: 1 LOB: 1 K: 0 BB: 0 S: 11 P: 17	R: 0 H: 1 E: 0 LOB: 1 K: 1 BB: 0 S: 8 P: 12	R: 1 H: 2 E: 1 LOB: 2 K: 1 BB: 1 S: 16 P: 29	R: 1 H: 2 E: 0 LOB: 1 K: 2 BB: 0 S: 11 P: 14	1B: 14 SF: 0 2B: 4 SAC: 1 3B: 0 DP: 3 HR: 1 HBP: 1	WP: 0 PA: 50 PB: 0 SB: 0 CS: 2
<b>PITCHER</b>	IP WLS BF H R ER SO BB IBB HBP BLK WP HR S P ERA WHIP										
Dennis Tankersley, R (1, 1) ERA: 6.33	4.0 L 24 10 7 7 3 4 1 0 0 0 1 47 84 15.75 3.500										
Rodney Myers, R (5, 1) ERA:	3.0 14 5 3 0 1 0 0 1 0 0 0 23 34 0.00 1.667										
Jason Boyd, R (8, 1) ERA: 6.51	1.0 6 2 1 0 1 1 0 0 0 0 0 16 29 0.00 3.000										
Jeremy Fikac, R (9, 1) ERA: 3.86	1.0 5 2 1 1 2 0 0 0 0 0 0 11 14 9.00 2.000										

Milwaukee Brewers @ San Diego Padres  
Qualcomm Stadium, San Diego, CA

Fri May 31 2002, 9:05 PM EDT  
Att. 56,167 - Sunny - 73 F

AB	41
R	12
H	19
RBI	9
BB	6
SO	7
LOB	26



livebaseballscorecards.com

Batter	1	2	3	4	5	6	7	8	9	AB	R	H	RBI	BB	SO	LOB
<b>Mark Kotsay, L</b> (1, 8) <small>OBP: 0.393, SLG: 0.468</small> <b>Rodney Myers, R</b> (5, 1) <b>Ron Gant, R</b> (7, PH) <small>OBP: 0.298, SLG: 0.408</small> <b>Jason Boyd, R</b> (8, 1) <b>Jeremy Fikac, R</b> (9, 1)	1-0  1B		1-2  1B 2B	1-0 G4-3			2-1  F7			3	0	2	0	0	0	2
<b>Ramón Vázquez, L</b> (1, 4) <small>OBP: 0.263, SLG: 0.218</small> (7, 6)	1-1 G3 1-2		1-0  F8		1-1 G6-3		0-1  F7			4	0	0	0	0	0	2
<b>Ryan Klesko, L</b> (1, 3) <small>OBP: 0.438, SLG: 0.601</small> <b>Trenidad Hubbard, R</b> (7, 4) <small>OBP: 0.286, SLG: 0.270</small>	4-2  BB		1-2  BB 1B		0-0  HR			1-2 G4-3		2	1	2	1	1	0	0
<b>Ray Lankford, L</b> (1, 7) <small>OBP: 0.338, SLG: 0.288</small> (5, 8)	1-3  K		4-1  BB		1-1  F7			1-1 G4-3		3	0	0	0	1	1	1
<b>Bubba Trammell, R</b> (1, 9) <small>OBP: 0.299, SLG: 0.308</small> (5, 7)		1-0  F7	1-2  G1-2-3		2-3  K			3-2  L9		4	0	0	0	0	1	3
<b>D'Angelo Jimenez, S</b> (1, 5)		2-1  WP BB 1B		1-3  K		2-2  F9		1-3  K		4	0	1	0	0	2	0
<b>Deivi Cruz, R</b> (1, 6) <small>OBP: 0.294, SLG: 0.413</small> <b>Julius Matos, R</b> (7, 9) <small>OBP: 1.000, SLG: 1.000</small>		4-2  WP BB 1B		0-0  K 1B		0-3  K 1B		1-2  E4 1B		2	0	1	0	1	1	0
<b>Tom Lampkin, L</b> (1, 2) <small>OBP: 0.303, SLG: 0.343</small>		1-3  K		0-1  K 1B		0-3  K		2-1  F5		4	0	1	0	0	2	3
<b>Dennis Tankersley, R</b> (1, 1) <small>OBP: 0.364, SLG: 0.727</small> <b>Mark Sweeney, L</b> (4, PH) <small>OBP: 0.259, SLG: 0.320</small> (5, 9) (7, 3)		2-3  K		1-1  F5		0-0  F9		3-2  G3-1		1	0	0	0	0	1	2

Inning Stats	R: 0	H: 1	E: 0	LOB: 1	K: 1	S: 8	R: 0	H: 1	E: 0	LOB: 2	K: 2	S: 13	R: 0	H: 2	E: 0	LOB: 2	K: 0	S: 11	R: 1	H: 1	E: 0	LOB: 0	K: 1	S: 8	R: 0	H: 0	E: 0	LOB: 0	K: 2	S: 9	R: 0	H: 0	E: 0	LOB: 0	K: 0	S: 5	R: 0	H: 0	E: 1	LOB: 1	K: 1	S: 11	1B: 6	SF: 0	2B: 1	SAC: 0	3B: 0	DP: 1	HR: 1	HBP: 0
--------------	------	------	------	--------	------	------	------	------	------	--------	------	-------	------	------	------	--------	------	-------	------	------	------	--------	------	------	------	------	------	--------	------	------	------	------	------	--------	------	------	------	------	------	--------	------	-------	-------	-------	-------	--------	-------	-------	-------	--------

PITCHER	IP	WLS	BF	H	R	ER	SO	BB	IBB	HBP	BLK	WP	HR	S	P	ERA	WHIP
<b>Ruben Quevedo, R</b> (1, 1) <small>ERA: 3.23</small>	7.0	W	29	7	1	1	7	3	0	0	0	1	1	63	98	1.29	1.429
<b>Jose Cabrera, R</b> (8, 1) <small>ERA: 5.06</small>	2.0		7	1	0	0	1	0	0	0	0	0	0	20	32	0.00	0.500

**Milwaukee Brewers @ San Diego Padres**  
**Qualcomm Stadium, San Diego, CA**

Fri May 31 2002, 9:05 PM EDT  
 Att: 56,167 - Sunny - 73 F

<b>AB</b>	<b>33</b>
<b>R</b>	<b>1</b>
<b>H</b>	<b>8</b>
<b>RBI</b>	<b>1</b>
<b>BB</b>	<b>3</b>
<b>SO</b>	<b>8</b>
<b>LOB</b>	<b>16</b>

Batter	1	2	3	4	5	6	7	8	9	AB R H RBI BB SO LOB	TOP
--------	---	---	---	---	---	---	---	---	---	----------------------	-----

Alex Sanchez, L (1, 8) OBP: 0.367, SLG: 0.347	4-2 1B BB		1-1 SH1-3 1B		0-0 G4-3			1-3 K	1-3 K	4 2 1 0 1 2 1	
Eric Young Sr., R (1, 4) OBP: 0.315, SLG: 0.296	0-0 G5-3 1B		0-1 SH1-3		0-2 G4-6-3 1B			2-2 1B G6-3 1B		3 1 3 0 0 0 0	
Jeffrey Hammonds, R (1, 9) OBP: 0.383, SLG: 0.476	0-0 G5-3 1B		0-0 F9		0-0 G4-6-3 1-2f			0-0 G6-3 1B		4 0 2 1 0 0 2	
Richie Sexson, R (1, 3) OBP: 0.339, SLG: 0.548	1-1 G5-3 1-2 2-3f		4-2 1B BB			2-2 G6-3		3-1 G6-3		3 0 0 1 1 0 3	
Geoff Jenkins, L (1, 7) OBP: 0.317, SLG: 0.423	3-3 K		1-1 3-H 1B			0-3 K		3-3 K		4 0 1 1 0 3 2	
Tyler Houston, L (1, 5) OBP: 0.314, SLG: 0.431		1-0				0-1 G3			2-2 SH1 2B	3 0 1 0 0 1 2	
Ronnie Belliard, R (9, PH) OBP: 0.331, SLG: 0.346 (9, 5)										1 1 1 0 0 0 0	
José Hernández, R (1, 6) OBP: 0.372, SLG: 0.531		0-1 G5-3			0-3 K			1-3 K		4 0 1 0 0 2 1	
Marcus Jensen, S (1, 2) OBP: 0.250, SLG: 0.294		2-3 K			1-3 K			1-0 G3-1		3 0 0 0 0 2 1	
Luis Lopez, S (9, PH)									1-2 F7	1 0 0 0 0 0 2	
Paul Bako, L (9, 2) OBP: 0.326, SLG: 0.313										0 0 0 0 0 0 0	
15 Ben Sheets, R (1, 1) OBP: 0.120, SLG: 0.160		0-3 K			0-3 K			0-0 G3		2 0 0 0 0 2 1	
Lenny Harris, L (7, PH) OBP: 0.239, SLG: 0.227									2-1 SH1	1 0 0 0 0 0 0	
Ray King, L (7, 1)										0 0 0 0 0 0 0	
Luis Vizcaino, R (8, 1)										0 0 0 0 0 0 0	
Mark Loretta, R (9, PH) OBP: 0.278, SLG: 0.222										0 0 0 1 0 0 0	
Mike DeJean, R (9, 1)									2-3 3-H	0 0 0 0 0 0 0	

Inning Stats	R: 1	H: 2	R: 0	H: 1	R: 1	H: 2	R: 0	H: 0	R: 0	H: 1	R: 0	H: 2	R: 1	H: 2	R: 1	H: 2	1B: 8	SF: 0	WP: 0	PA: 37
	E: 0	LOB: 1	E: 0	LOB: 1	E: 0	LOB: 2	E: 0	LOB: 0	E: 0	LOB: 0	E: 0	LOB: 0	E: 0	LOB: 1	E: 1	LOB: 1	2B: 2	SAC: 2	PB: 0	
	K: 1	BB: 1	K: 2	BB: 0	K: 3	BB: 0	K: 0	BB: 0	K: 1	BB: 0	K: 1	BB: 0	K: 2	BB: 0	K: 1	BB: 0	3B: 0	DP: 2	SB: 1	
	S: 10	P: 18	S: 9	P: 12	S: 12	P: 18	S: 9	P: 10	S: 8	P: 10	S: 5	P: 7	S: 14	P: 23	S: 18	P: 24	HR: 0	HBP: 0	CS: 0	

PITCHER	IP	WLS	BF	H	R	ER	SO	BB	IBB	HBP	BLK	WP	HR	S	P	ERA	WHIP
Brian Lawrence, R (1, 1) ERA: 3.54	7.1		29	7	3	3	10	2	0	0	0	0	0	65	90	3.68	1.227
Steve Reed, R (8, 1) ERA: 1.61	0.1	B	2	1	0	0	0	0	0	0	0	0	0	3	6	0.00	3.000
Alan Embree, L (8, 1) ERA: 1.93	0.1	L	2	1	1	0	1	0	0	0	0	0	0	9	14	0.00	3.000
Trevor Hoffman, R (9, 1) ERA: 1.35	1.0		4	1	0	0	1	0	0	0	0	0	0	13	17	0.00	1.000

Milwaukee Brewers @ San Diego Padres  
Qualcomm Stadium, San Diego, CA  
Sat Jun 01 2002, 10:05 PM EDT  
Att. 35,944 - Cloudy - 68 F

livebaseballscorecards.com

AB	33
R	4
H	10
RBI	4
BB	2
SO	12
LOB	15





Batter	1	2	3	4	5	6	7	8	9	AB	R	H	RBI	BB	SO	LOB
Mark Kotsay, L OBP: 0.397, SLG: 0.471 (1, 8)	0-0 F8		2-0 G5-4-3 1B		0-2 E1 1B		1-1 G4-6-3 1B		2-1 L7	5	1	3	0	0	0	0
Trenidad Hubbard, R OBP: 0.270, SLG: 0.254 (1, 9)	2-1 G6-3		1-1 G5-4-3 1-2f		1-3 K2-3		0-0 G4-6-3 1-2f			4	0	0	0	0	0	1
Ryan Klesko, L OBP: 0.439, SLG: 0.594 (1, 3)	0-3 K			4-2 E 1B BB	4-0 G5-4-3 1B IBB		1-2 G4-3			2	1	0	0	2	1	0
Ron Gant, R OBP: 0.311, SLG: 0.404 (1, 7)		4-1 CS BB		0-0 F9	1-0 G5-4-3 1B		1-1 F3			3	0	1	1	1	0	1
Deivi Cruz, R OBP: 0.298, SLG: 0.415 (1, 6)		3-3 K 1-2		0-1 E8 1B 1-3	0-0 G5-4-3 1-2 2-3		0-1 F3 1B			4	0	2	0	0	1	3
D'Angelo Jimenez, S OBP: 0.321, SLG: 0.329 (1, 5)		3-2 3B 1B		0-0 S 1B 2-3 3-H	3-2 F8		3-2 P6			4	1	2	1	0	0	3
Ramón Vázquez, L OBP: 0.271, SLG: 0.240 (1, 4)		1-1 K 1-H 3B		1-3 K 1-2		4-2 CS BB		0-1 F8		3	0	1	1	1	1	3
Wiki Gonzalez, R OBP: 0.333, SLG: 0.282 (1, 2)		1-2 G1-3		4-0 IBB		0-1 F7			2	0	0	0	0	1	0	2
Tom Lampkin, L OBP: 0.301, SLG: 0.340 (9, PH)						0-1 L5 1-2			1	0	0	0	0	0	0	0
Brian Lawrence, R OBP: 0.294, SLG: 0.241 (1, 1)			2-2 G5-3		0-3 K		3-2 L5		2-3 K	3	0	0	0	0	0	1
Steve Reed, R (8, 1)										0	0	0	0	0	0	0
Alan Embree, L (8, 1)										0	0	0	0	0	0	0
Ray Lankford, L OBP: 0.336, SLG: 0.286 (9, 7)										1	0	0	0	0	0	1
Trevor Hoffman, R (9, 1)										0	0	0	0	0	0	0

Inning Stats	R: 0	H: 0	E: 0	K: 1	S: 6	H: 0	LOB: 0	BB: 0	P: 8	R: 1	H: 2	E: 0	K: 1	S: 16	R: 0	H: 1	E: 0	K: 0	S: 6	R: 1	H: 2	E: 1	K: 2	S: 12	R: 1	H: 2	E: 1	K: 1	S: 12	R: 0	H: 0	E: 0	K: 0	S: 7	R: 0	H: 1	E: 0	K: 0	S: 6	R: 0	H: 1	E: 0	K: 10	S: 10	R: 0	H: 0	E: 0	K: 1	S: 6	1B: 8	2B: 0	3B: 1	HR: 0	SF: 0	SAC: 0	DP: 2	HBP: 0	WP: 0	PB: 0	SB: 1	CS: 2	PA: 37
--------------	------	------	------	------	------	------	--------	-------	------	------	------	------	------	-------	------	------	------	------	------	------	------	------	------	-------	------	------	------	------	-------	------	------	------	------	------	------	------	------	------	------	------	------	------	-------	-------	------	------	------	------	------	-------	-------	-------	-------	-------	--------	-------	--------	-------	-------	-------	-------	--------

PITCHER	IP	WLS	BF	H	R	ER	SO	BB	IBB	HBP	BLK	WP	HR	S	P	ERA	WHIP
15 Ben Sheets, R ERA: 3.8 (1, 1)	6.0		27	7	3	3	5	3	2	0	0	0	0	59	103	4.50	1.667
Ray King, L ERA: 4.19 (7, 1)	1.0		3	1	0	0	0	0	0	0	0	0	0	6	8	0.00	1.000
Luis Vizcaino, R ERA: 2.73 (8, 1)	1.0	W	4	1	0	0	0	0	0	0	0	0	0	10	14	0.00	1.000
Mike DeJean, R ERA: 2.73 (9, 1)	1.0	S	3	0	0	0	1	0	0	0	0	0	0	6	11	0.00	0.000

**BOTTOM**

**Milwaukee Brewers @ San Diego Padres**  
**Qualcomm Stadium, San Diego, CA**  
 Sat Jun 01 2002, 10:05 PM EDT  
 Att. 35,944 - Cloudy - 68 F

livebaseballscorecards.com

<b>AB</b>	<b>32</b>
<b>R</b>	<b>3</b>
<b>H</b>	<b>9</b>
<b>RBI</b>	<b>3</b>
<b>BB</b>	<b>5</b>
<b>SO</b>	<b>6</b>
<b>LOB</b>	<b>19</b>



Batter	1	2	3	4	5	6	7	8	9	AB R H RBI BB SO LOB	TOP																									
Alex Sanchez, L (1, 8) OBP: 0.368, SLG: 0.349	1-1 G3		0-2 FC1-6 1B		0-1 G6-3		3-2 S 1B		3-3 K	5 0 2 0 0 1 1																										
Eric Young Sr., R (1, 4) OBP: 0.309, SLG: 0.288	1-2 P4		0-1 FC1-6 1B		0-0 G6-3		3-2 G6-3			4 1 0 0 0 0 2																										
Jeffrey Hammonds, R (1, 9) OBP: 0.385, SLG: 0.494	2-1 G4-3		2-2 1B 1-2 1B		1-1 F3			0-1 HR		4 1 2 1 0 0 0																										
Richie Sexson, R (1, 3) OBP: 0.346, SLG: 0.567		2-0 HR	1-1 G3-6-3 1B		1-1 G5-3			0-0 G5-4-3 1B		4 1 3 2 0 0 0																										
Geoff Jenkins, L (1, 7) OBP: 0.315, SLG: 0.416		0-0 F8	1-1 G3-6-3		4-0 HBP BB			0-3 K		3 0 0 0 1 1 3																										
Tyler Houston, L (1, 5) OBP: 0.326, SLG: 0.451		1-0 3B		0-0 FC5-4 1B		2-2 G6-4-3 HBP		1-0 G5-4-3		3 1 2 0 0 0 1																										
José Hernández, R (1, 6) OBP: 0.365, SLG: 0.520		3-3 K		1-0 FC5-4 1-2f FC5-4		1-2 G6-4-3		0-3 K		4 0 0 0 0 2 4																										
Paul Bako, L (1, 2) OBP: 0.323, SLG: 0.333		2-2 3B		0-0 FC5-4 1-2f			0-3 K		0-0 G5-3	4 0 1 1 0 1 1																										
Glendon Rusch, L (1, 1) OBP: 0.292, SLG: 0.417 Lenny Harris, L (7, PH) OBP: 0.234, SLG: 0.222 Chad Fox, R (7, 1) Ray King, L (8, 1) Alex Ochoa, R (9, PH) Mike DeJean, R (9, 1)		0-1 G4-3		0-3 K			1-1 G4-3		0-0 WP S 1B	2 0 0 0 0 0 1 2 1 0 1 0 1 0 0 0 0 0 0 0 0 0 0 0 0 0																										
<b>Inning Stats</b>	R: 0 E: 0 K: 0 S: 7	H: 0 LOB: 0 BB: 0 P: 11	R: 2 E: 0 K: 1 S: 13	H: 3 LOB: 1 BB: 0 P: 21	R: 1 E: 0 K: 0 S: 15	H: 3 LOB: 1 BB: 0 P: 19	R: 0 E: 0 K: 1 S: 6	H: 1 LOB: 1 BB: 0 P: 7	R: 0 E: 0 K: 0 S: 5	H: 0 LOB: 0 BB: 0 P: 6	R: 0 E: 0 K: 0 S: 9	H: 0 LOB: 1 BB: 1 P: 17	R: 0 E: 0 K: 1 S: 16	H: 1 LOB: 1 BB: 0 P: 22	R: 1 E: 0 K: 1 S: 8	H: 2 LOB: 0 BB: 0 P: 9	R: 0 E: 0 K: 2 S: 8	H: 1 LOB: 1 BB: 0 P: 11	1B: 7 2B: 0 3B: 2 HR: 2	SF: 0 SAC: 0 DP: 3 HBP: 1	WP: 1 PB: 0 SB: 2 CS: 0	PA: 37														
<b>PITCHER</b>	IP WLS BF H R ER SO BB IBB HBP BLK WP HR S P ERA WHIP																				IP WLS BF H R ER SO BB IBB HBP BLK WP HR S P ERA WHIP															
Brett Tomko, R (1, 1) ERA: 3.46	7.0		29	8	3	3	3	1	0	1	0	0	1	71	103	3.86	1.286																			
Steve Reed, R (8, 1) ERA: 2.01	0.0	L	2	2	1	1	0	0	0	0	0	0	1	3	3	∞	∞																			
Alan Embree, L (8, 1) ERA: 1.74	2.0		6	1	0	0	3	0	0	0	0	1	0	13	17	0.00	0.500																			

Milwaukee Brewers @ San Diego Padres  
Qualcomm Stadium, San Diego, CA  
Sun Jun 02 2002, 5:00 PM EDT  
Att. 19,401 - Sunny - 72 F

AB	35
R	4
H	11
RBI	4
BB	1
SO	6
LOB	14



Batter	1	2	3	4	5	6	7	8	9	AB R H RBI BB SO LOB
<b>Mark Kotsay, L</b> OBP: 0.397, SLG: 0.482 (1, 8)	2-2 F8			4-2 FC6-4 1B BB	2-0 HR		0-0 G6-3		2-3 K	4 2 1 1 1 1 0
<b>Deivi Cruz, R</b> OBP: 0.308, SLG: 0.420 (1, 6)	2-1 F9			2-1 FC6-4 1B	1-1 1B		4-2 BB			3 0 2 0 1 0 0
<b>Ryan Klesko, L</b> OBP: 0.435, SLG: 0.586 (1, 3)	2-2 G4-3			0-1 FC6-4 1B	1-2 1B		0-0 F7			4 1 1 0 0 0 3
<b>Ron Gant, R</b> OBP: 0.323, SLG: 0.400 (1, 7)		2-3 K		2-1 1B	3-2 G3			4-1 SH3-4 BB		3 0 1 1 1 1 2
<b>Bubba Trammell, R</b> OBP: 0.299, SLG: 0.309 (1, 9)		2-1 P3		0-1 1B		1-2 F9		1-0 SH3-4		3 0 1 1 0 0 0
<b>D'Angelo Jimenez, S</b> OBP: 0.319, SLG: 0.327 (1, 5)		2-2 G5-3		1-3 K		2-2 E 1B		2-0 F7		4 0 1 0 0 1 3
<b>Julius Matos, R</b> OBP: 0.500, SLG: 0.500 (1, 4)			1-1 G6-3 1B	1-3 K		1-0 E4		3-2 G6-3		3 0 1 0 0 1 3
<b>Ray Lankford, L</b> OBP: 0.336, SLG: 0.286 (8, PH)						1-3 G4-3				0 0 0 0 0 0 0
<b>Trenidad Hubbard, R</b> OBP: 0.267, SLG: 0.250 (8, PH)										1 0 0 0 0 0 1
<b>Tom Lampkin, L</b> OBP: 0.291, SLG: 0.327 (1, 2)			0-2 F8		1-1 F8	2-1 G4-3			0-0 G3-1	4 0 0 0 0 0 3
<b>Brett Tomko, R</b> OBP: 0.200, SLG: 0.267 (1, 1)			1-1 G6-3				1-0 F8		1-1 G4-3	2 0 0 0 0 1 1
<b>Mark Sweeney, L</b> OBP: 0.255, SLG: 0.314 (7, PH)										1 0 0 0 0 0 0
<b>Steve Reed, R</b> (8, 1)										0 0 0 0 0 0 0
<b>Alan Embree, L</b> (8, 1)										0 0 0 0 0 0 0
<b>Wiki Gonzalez, R</b> OBP: 0.326, SLG: 0.275 (9, PH)										1 0 0 0 0 0 0

Inning Stats	R: 0	H: 0	E: 0	K: 11	S: 17	R: 0	H: 0	E: 0	K: 8	S: 14	R: 0	H: 0	E: 0	K: 6	S: 10	R: 0	H: 0	E: 0	K: 5	S: 16	R: 0	H: 0	E: 0	K: 7	S: 10	1B: 7	2B: 0	3B: 0	HR: 1	SF: 0	SAC: 1	DP: 2	HBP: 0	WP: 0	PB: 0	SB: 0	CS: 0	PA: 37
--------------	------	------	------	-------	-------	------	------	------	------	-------	------	------	------	------	-------	------	------	------	------	-------	------	------	------	------	-------	-------	-------	-------	-------	-------	--------	-------	--------	-------	-------	-------	-------	--------

PITCHER	IP	WLS	BF	H	R	ER	SO	BB	IBB	HBP	BLK	WP	HR	S	P	ERA	WHIP
<b>Glendon Rusch, L</b> ERA: 5.01 (1, 1)	6.0		26	8	3	3	4	1	0	0	0	0	1	66	105	4.50	1.500
<b>Chad Fox, R</b> ERA: (7, 1)	1.2	W	7	0	0	0	0	2	0	0	0	0	0	8	20	0.00	1.200
<b>Ray King, L</b> ERA: 4.12 (8, 1)	0.1	H	1	0	0	0	0	0	0	0	0	0	0	3	6	0.00	0.000
<b>Mike DeJean, R</b> ERA: 2.64 (9, 1)	1.0	S	3	0	0	0	1	0	0	0	0	0	0	7	10	0.00	0.000

**BOTTOM**

**Milwaukee Brewers @ San Diego Padres**  
Qualcomm Stadium, San Diego, CA

livebaseballscorecards.com

<b>AB</b>	<b>33</b>
<b>R</b>	<b>3</b>
<b>H</b>	<b>8</b>
<b>RBI</b>	<b>3</b>
<b>BB</b>	<b>3</b>
<b>SO</b>	<b>5</b>
<b>LOB</b>	<b>16</b>



Sun Jun 02 2002, 5:00 PM EDT  
Att: 19,401 - Sunny - 72 F

Batter	1	2	3	4	5	6	7	8	9	AB R H RBI BB SO LOB	TOP											
Marvin Benard, L (1, 9) OBP: 0.305, SLG: 0.382	1-2 G6-3 2B		1-3 K	1-3 K		0-0 G1-6-3 1-2f		3-2 HR	0-1 2B	6 1 3 3 0 2 3												
David Bell, R (1, 6) OBP: 0.320, SLG: 0.427	3-2 G6-3		2-0 BB 1B	0-2 F9			2-2 L8	1-1 E 1B		5 2 2 0 0 0 2												
Barry Bonds, L (1, 7) OBP: 0.561, SLG: 0.819 41 Chad Zerbe, L (8, 1) OBP: 0.333, SLG: 0.333 Jay Witasick, R (9, 1)	4-0 G6-4-3 IBB		4-0 1B HR BB	0-0 1B			2-0 WP 1B	1-2 L8		3 1 2 0 2 0 1 0 0 0 0 0 0 0 0 0 0 0 0 0 0												
Jeff Kent, R (1, 4) OBP: 0.332, SLG: 0.440	1-0 G6-4-3 1-2f		1-0 HR 1B	2-3 K			3-1 WP 1B	1-1 E8 2B		5 1 3 3 0 1 4												
Benito Santiago, R (1, 2) OBP: 0.346, SLG: 0.524		0-0 F3	2-2 HR		2-0 G3-6-3 1B		0-1 L7	2-3 K		5 1 2 3 0 1 3												
Damon Minor, L (1, 3) OBP: 0.333, SLG: 0.472 Aaron Fultz, L (7, 1) Tim Worrell, R (7, 1) Tom Goodwin, L (8, PH) OBP: 0.321, SLG: 0.240		2-0 G4-3	2-1 2B 1B		1-1 G3-6-3 1-2f		3-2 G3	0-0 G6-3		4 1 1 0 0 0 3 0 0 0 0 0 0 0 0 0 0 0 0 0 0 1 0 0 0 0 0 1												
Tsuyoshi Shinjo, R (1, 8) OBP: 0.303, SLG: 0.360		0-1 G5-3	0-0 1B 2B		1-0 P6			0-1 HR	0-2 G6-3	5 1 2 2 0 0 0												
Pedro Feliz, R (1, 5) OBP: 0.281, SLG: 0.328			K			1-2 G1-6-3 1B		2-2 BB HR 1B	1-2 G6-3	5 1 2 0 0 2 1												
Russ Ortiz, R (1, 1) OBP: 0.387, SLG: 0.500 J.T. Snow, L (7, 3) OBP: 0.328, SLG: 0.316			1-0 1B 2B	2-1 1B		0-3 K		4-1 HR BB	1-1 2B 1B	3 1 2 0 0 1 1 1 1 1 0 1 0 0												
<b>Inning Stats</b>	R: 0 E: 0 K: 0 S: 7	H: 1 LOB: 1 BB: 1 P: 16	R: 0 E: 0 K: 0 S: 4	H: 0 LOB: 0 BB: 0 P: 6	R: 6 E: 0 K: 3 S: 19	H: 6 LOB: 1 BB: 1 P: 33	R: 0 E: 0 K: 2 S: 13	H: 2 LOB: 2 BB: 0 P: 18	R: 0 E: 0 K: 0 S: 4	H: 1 LOB: 0 BB: 0 P: 8	R: 0 E: 0 K: 1 S: 8	H: 1 LOB: 0 BB: 0 P: 9	R: 0 E: 0 K: 0 S: 12	H: 2 LOB: 2 BB: 0 P: 22	R: 5 E: 1 K: 1 S: 22	H: 5 LOB: 1 BB: 1 P: 36	R: 0 E: 0 K: 0 S: 12	H: 2 LOB: 2 BB: 0 P: 14	1B: 12 2B: 5 3B: 0 HR: 3	SF: 0 SAC: 0 DP: 3 HBP: 0	WP: 1 PB: 0 SB: 0 CS: 0	PA: 46
<b>PITCHER</b>	IP WLS BF H R ER SO BB IBB HBP BLK WP HR S P ERA WHIP																			<b>PITCHER</b>	IP WLS BF H R ER SO BB IBB HBP BLK WP HR S P ERA WHIP	
Jason Middlebrook, R (1, 1) ERA: 5.55	4.0 L 22 9 6 6 5 1 1 0 0 0 1 43 73 13.50 2.500																					
Kevin Pickford, L (5, 1) ERA: 1.74	2.1 9 4 0 0 1 0 0 0 0 0 0 0 18 30 0.00 1.714																					
Jason Boyd, R (7, 1) ERA: 7.94	0.2 7 4 5 5 0 1 0 0 0 0 1 2 18 31 67.50 7.500																					
Rodney Myers, R (8, 1) ERA:	2.0 8 3 0 0 1 0 0 0 0 0 0 0 22 28 0.00 1.500																					

**San Francisco Giants @ San Diego Padres**  
Qualcomm Stadium, San Diego, CA  
Mon Jun 03 2002, 10:05 PM EDT  
Att. 16,534 - Cloudy - 66 F

AB	43
R	11
H	20
RBI	11
BB	3
SO	7
LOB	19



WP	1	PA	46
PB	0		
SB	0		
CS	0		

ERA		WHIP	
-----	--	------	--

Batter	1	2	3	4	5	6	7	8	9	AB R H RBI BB SO LOB	BOTTOM
<p><b>Mark Kotsay, L</b> (1, 8) OBP: 0.395, SLG: 0.477</p> <p><b>Trenidad Hubbard, R</b> (9, 8) OBP: 0.263, SLG: 0.246</p>	<p>1-1</p> <p>1B</p>		<p>2-2</p> <p>1B</p>	<p>3-2</p> <p>1B</p>			<p>0-0</p> <p>P4</p>		<p>2-3</p> <p>F7</p>	<p>4 0 1 0 0 0 1</p> <p>1 0 0 0 0 1 0</p>	<p><b>San Francisco Giants @ San Diego Padres</b> Qualcomm Stadium, San Diego, CA</p> <p>Mon Jun 03 2002, 10:05 PM EDT Att. 16,534 - Cloudy - 66 F</p> <p>livebaseballscorecards.com</p>
<p><b>D'Angelo Jimenez, S</b> (1, 5) OBP: 0.321, SLG: 0.326</p>	<p>3-2</p> <p>1B</p>		<p>4-0</p> <p>2B BB</p>		<p>0-1</p> <p>BB 1B</p>		<p>2-3</p> <p>K</p>		<p>1-1</p> <p>F7</p>	<p>4 1 1 0 1 1 1</p>	
<p><b>Ryan Klesko, L</b> (1, 3) OBP: 0.441, SLG: 0.591</p> <p><b>Julius Matos, R</b> (9, 3) OBP: 0.500, SLG: 0.500</p>	<p>4-0</p> <p>G1-3 IBB</p>		<p>3-2</p> <p>1B 2B</p>		<p>2-3</p> <p>K</p>		<p>4-1</p> <p>1B BB</p>			<p>2 1 1 0 2 1 1</p> <p>0 0 0 0 0 0 0</p>	
<p><b>Ray Lankford, L</b> (1, 7) OBP: 0.348, SLG: 0.296</p>	<p>0-0</p> <p>G1-3</p>		<p>1-0</p> <p>FC5-4 1B</p>	<p>4-2</p> <p>G4-6-3 BB</p>			<p>3-2</p> <p>1B</p>			<p>3 0 2 2 1 0 2</p>	
<p><b>Deivi Cruz, R</b> (1, 6) OBP: 0.302, SLG: 0.410</p>	<p>1-2</p> <p>F9</p>		<p>1-2</p> <p>FC5-4</p>	<p>1-1</p> <p>G4-6-3</p>			<p>3-2</p> <p>F5</p>			<p>4 0 0 0 0 0 7</p>	
<p><b>Bubba Trammell, R</b> (1, 9) OBP: 0.298, SLG: 0.302</p>		<p>1-3</p> <p>K</p>	<p>2-3</p> <p>K</p>		<p>4-2</p> <p>SH1-3 WP</p>			<p>0-1</p> <p>G1-3</p>		<p>3 1 0 0 1 2 1</p>	
<p><b>Ramón Vázquez, L</b> (1, 4) OBP: 0.273, SLG: 0.243</p>		<p>2-3</p> <p>K</p>		<p>0-2</p> <p>1B</p>	<p>1-0</p> <p>SH1-3</p>			<p>1-0</p> <p>E5 G5-4-3</p>		<p>3 0 1 0 0 1 0</p>	
<p><b>Wiki Gonzalez, R</b> (1, 2) OBP: 0.320, SLG: 0.262</p>		<p>4-2</p> <p>PB BB</p>		<p>2-1</p> <p>F9</p>	<p>2-2</p> <p>SF9</p>			<p>3-1</p> <p>G5-4-3</p>		<p>2 0 0 1 1 0 2</p>	
<p><b>Jason Middlebrook, R</b> (1, 1) OBP: 0.400, SLG: 0.400</p> <p><b>Mark Swesney, L</b> (4, PH) OBP: 0.290, SLG: 0.308</p> <p><b>Kevin Pickford, L</b> (5, 1) OBP: 0.310, SLG: 0.310</p> <p><b>Jason Boyd, R</b> (7, 1) OBP: 0.310, SLG: 0.310</p> <p><b>Rodney Myers, R</b> (8, 1) OBP: 0.310, SLG: 0.310</p> <p><b>Ron Gant, R</b> (9, PH) OBP: 0.310, SLG: 0.310</p>	<p>1-3</p> <p>K</p>	<p>1-3</p> <p>K</p>	<p>2-2</p> <p>F7</p>	<p>1-0</p> <p>G6-3</p>	<p>1-0</p> <p>G6-3</p>			<p>2-3</p> <p>K</p>		<p>1 0 0 0 0 0 1 1</p> <p>1 0 0 0 0 0 0 1</p> <p>1 0 0 0 0 0 0 0</p> <p>0 0 0 0 0 0 0 0</p> <p>0 0 0 0 0 0 0 0</p> <p>1 0 0 0 0 0 1 0</p>	

Inning Stats	R: 0	H: 1	E: 0	LOB: 2	K: 0	BB: 1	S: 10	R: 0	H: 0	E: 0	LOB: 1	K: 3	BB: 1	S: 12	R: 2	H: 2	E: 0	LOB: 1	K: 1	BB: 1	S: 15	R: 0	H: 1	E: 0	LOB: 1	K: 0	BB: 1	S: 12	R: 1	H: 0	E: 0	LOB: 0	K: 0	BB: 1	S: 8	R: 0	H: 1	E: 0	LOB: 2	K: 1	BB: 1	S: 13	R: 0	H: 0	E: 1	LOB: 0	K: 0	BB: 0	S: 5	R: 0	H: 0	E: 0	LOB: 0	K: 2	BB: 0	S: 8	1B: 5	SF: 1	3B: 0	DP: 2	HR: 0	WP: 1	PA: 38
<p><b>Russ Ortiz, R</b> (1, 1) ERA: 3.74</p> <p><b>Aaron Fultz, L</b> (7, 1) ERA: 7.08</p> <p><b>Tim Worrell, R</b> (7, 1) ERA: 3.12</p> <p><b>41 Chad Zerbe, L</b> (8, 1) ERA: 3.22</p> <p><b>Jay Witasick, R</b> (9, 1) ERA: 1.67</p>	IP	WLS	BF	H	R	ER	SO	BB	IBB	HBP	BLK	WP	HR	S	P	ERA	WHIP																																														
	6.0	W	27	5	3	3	5	4	1	0	0	1	0	69	121	4.50	1.500																																														
	0.2	H	4	1	0	0	1	1	0	0	0	0	0	9	18	0.00	3.000																																														
	0.1	H	1	0	0	0	0	0	0	0	0	0	0	4	7	0.00	0.000																																														
	1.0		3	0	0	0	0	0	0	0	0	0	0	5	9	0.00	0.000																																														
	1.0		3	0	0	0	2	0	0	0	0	0	0	8	13	0.00	0.000																																														

AB 30  
R 3  
H 6  
RBI 3  
BB 6  
SO 8  
LOB 17



Batter	1	2	3	4	5	6	7	8	9	AB R H RBI BB SO LOB	TOP											
Shawon Dunston, R (1, 9) OBP: 0.143, SLG: 0.220	2-1 P4	0-1 F8			0-1 F7			0-0 BB FC1-5 1-2 F9-2-6-1 1B		4 0 1 0 0 0 0	<b>San Francisco Giants @ San Diego Padres</b> Qualcomm Stadium, San Diego, CA Tue Jun 04 2002, 10:05 PM EDT Att. 23,567 - Sunny - 68 F											
Rich Aurilia, R (1, 6) OBP: 0.297, SLG: 0.432	2-2 HR 2B		1-2 2B		0-1 F8			1-1 FC1-5 BB 1-2 2-3f		4 1 2 0 0 0 2												
Barry Bonds, L (1, 7) OBP: 0.560, SLG: 0.808	4-2 HR BB		0-0 F7			2-0 F9		4-0 BB 1-2 2-3		2 1 0 0 2 0 1												
Jeff Kent, R (1, 4) OBP: 0.330, SLG: 0.451	1-1 HR		1-2 F3			1-0 G5-3		0-1 F9-2-6-1 3-H		4 1 1 3 0 0 4												
Benito Santiago, R (1, 2) OBP: 0.344, SLG: 0.517	0-0 1B		0-1 G6-3			1-0 G6-3			2-2 G6-3	4 0 1 0 0 0 1												
J.T. Snow, L (1, 3) OBP: 0.322, SLG: 0.309	1-3				0-0 F7		2-0 F7		2-1 L9	4 0 0 0 0 1 1												
David Bell, R (1, 5) OBP: 0.314, SLG: 0.419	0-2 F9		2-3 K			3-2 L6			0-0 G5-3	4 0 0 0 0 1 1												
Tsuyoshi Shinjo, R (1, 8) OBP: 0.298, SLG: 0.354					3-3 K		0-2 G5-3			3 0 0 0 0 1 0												
Kirk Rueter, L (1, 1) OBP: 0.192, SLG: 0.167						0-0 G6-3				2 0 0 0 0 0 0												
Tim Worrell, R (7, 1)										0 0 0 0 0 0 0												
Tom Goodwin, L (8, PH) OBP: 0.345, SLG: 0.269										1 0 1 0 0 0 0												
Felix Rodriguez, R (8, 1)										0 0 0 0 0 0 0												
Robb Nen, R (9, 1)										0 0 0 0 0 0 0												
<b>Inning Stats</b>	R: 3 E: 0 K: 1 S: 18	H: 3 LOB: 1 BB: 1 P: 28	R: 0 E: 0 K: 0 S: 5	H: 0 LOB: 0 BB: 0 P: 6	R: 0 E: 0 K: 2 S: 11	H: 1 LOB: 1 BB: 0 P: 13	R: 0 E: 0 K: 2 S: 7	H: 0 LOB: 0 BB: 0 P: 12	R: 0 E: 0 K: 0 S: 5	H: 0 LOB: 0 BB: 0 P: 5	R: 0 E: 0 K: 0 S: 3	H: 0 LOB: 0 BB: 0 P: 7	R: 0 E: 0 K: 0 S: 7	H: 0 LOB: 0 BB: 0 P: 12	R: 0 E: 0 K: 0 S: 8	H: 2 LOB: 2 BB: 1 P: 16	R: 0 E: 0 K: 0 S: 7	H: 0 LOB: 0 BB: 0 P: 11	1B: 3 2B: 3 3B: 0 HR: 1	SF: 0 SAC: 0 DP: 1 HBP: 0	WP: 0 PB: 0 SB: 0 CS: 0	PA: 34
<b>PITCHER</b>	IP WLS BF H R ER SO BB IBB HBP BLK WP HR S P ERA WHIP																					
Bobby Jones, R (1, 1) ERA: 5.4	7.0 L 26 4 3 3 3 1 0 0 0 0 1 56 83 3.86 0.714																					
Steve Reed, R (8, 1) ERA: 1.9	1.1 6 2 0 0 0 1 0 0 0 0 0 12 22 0.00 2.250																					
Jason Pearson, L (9, 1) ERA:	0.2 2 0 0 0 0 0 0 0 0 0 0 3 5 0.00 0.000																					

AB	32
R	3
H	6
RBI	3
BB	2
SO	3
LOB	10



Batter	1	2	3	4	5	6	7	8	9	AB R H RBI BB SO LOB
Mark Kotsay, L OBP: 0.395, SLG: 0.475 (1, 8)	3-2 1B 2B	3-2 G1-3			2-1 1B		0-3 K		0-3 K	5 0 2 0 0 2 3
D'Angelo Jimenez, S OBP: 0.320, SLG: 0.329 (1, 5)	1-2 2B SAFE		1-0 G4-3		0-2 G1-3		2-1 F7			4 0 1 0 0 0 2
Ryan Klesko, L OBP: 0.442, SLG: 0.584 (1, 3)	4-1 BB		0-0 F8			0-1 F8	4-0 BB			2 0 0 0 2 0 0
Ron Gant, R OBP: 0.314, SLG: 0.373 (1, 7)	1-2 F9		0-0 F8			4-2 F9 1B BB	1-3 K			3 1 0 0 1 1 4
Deivi Cruz, R OBP: 0.301, SLG: 0.407 (1, 6)	2-1 F8			2-0 G5-3		0-0 1B 1B		2-2 G4-3		4 0 1 0 0 0 2
Wiki Gonzalez, R OBP: 0.296, SLG: 0.239 (1, 2)		2-2 G6-3		1-1 F9		1-0 F9	2-1 G5-3			4 0 0 0 0 0 2
Bubba Trammell, R OBP: 0.303, SLG: 0.308 (1, 9)		3-2 FC4-6 1B		3-1 G6-3		0-0 1B	0-0 G5-3			4 0 2 1 0 0 0
Julius Matos, R OBP: 0.429, SLG: 0.429 (1, 4)		1-0 FC4-6 1B		0-0 B1-6-4 1B		0-0 F9			0-3 K	3 0 1 0 0 0 3
Mark Sweeney, L OBP: 0.246, SLG: 0.302 (9, PH)		1-2f							1 0 0 0 0 1 0	1 0 0 0 0 1 0
Bobby Jones, R OBP: 0.118, SLG: 0.118 (1, 1)		2-2			1-1 B1-6-4		2-2 BB 1B		3-1 F7	2 0 1 0 0 0 1
Trenidad Hubbard, R OBP: 0.273, SLG: 0.257 (7, PH)										1 0 1 0 0 0 0
Steve Reed, R (8, 1)										0 0 0 0 0 0 0
Jason Pearson, L (9, 1)										0 0 0 0 0 0 0
Ray Lankford, L OBP: 0.345, SLG: 0.293 (9, PH)	1-2 1B				1-2f					1 0 0 0 0 0 0

Inning Stats	R: 0 E: 0 K: 14 S: 14	H: 2 LOB: 2 BB: 1 P: 25	R: 0 E: 0 K: 14 S: 14	H: 2 LOB: 2 BB: 0 P: 25	R: 0 E: 0 K: 0 S: 3	H: 0 LOB: 0 BB: 0 P: 4	R: 0 E: 0 K: 0 S: 5	H: 0 LOB: 0 BB: 0 P: 11	R: 0 E: 0 K: 0 S: 8	H: 2 LOB: 1 BB: 0 P: 11	R: 1 E: 0 K: 0 S: 8	H: 2 LOB: 2 BB: 1 P: 13	R: 0 E: 0 K: 2 S: 11	H: 1 LOB: 2 BB: 1 P: 20	R: 0 E: 0 K: 0 S: 6	H: 0 LOB: 0 BB: 0 P: 10	R: 0 E: 0 K: 2 S: 9	H: 0 LOB: 0 BB: 0 P: 12	1B: 8 2B: 1 3B: 0 HR: 0	SF: 0 SAC: 0 DP: 1 HBP: 0
--------------	--------------------------------	----------------------------------	--------------------------------	----------------------------------	------------------------------	---------------------------------	------------------------------	----------------------------------	------------------------------	----------------------------------	------------------------------	----------------------------------	-------------------------------	----------------------------------	------------------------------	----------------------------------	------------------------------	----------------------------------	----------------------------------	------------------------------------

PITCHER	IP	WLS	BF	H	R	ER	SO	BB	IBB	HBP	BLK	WP	HR	S	P	ERA	WHIP
Kirk Rueter, L ERA: 2.78 (1, 1)	6.0	W	27	9	1	1	0	2	1	0	0	0	0	55	94	1.50	1.833
Tim Worrell, R ERA: 3.0 (7, 1)	1.0	H	4	0	0	0	2	1	0	0	0	0	0	8	15	0.00	1.000
Felix Rodriguez, R ERA: 4.62 (8, 1)	1.0	H	3	0	0	0	0	0	0	0	0	0	0	6	10	0.00	0.000
Robb Nen, R ERA: 2.13 (9, 1)	1.0	S	3	0	0	0	2	0	0	0	0	0	0	9	12	0.00	0.000

**BOTTOM**

**San Francisco Giants @ San Diego Padres**  
Qualcomm Stadium, San Diego, CA

Tue Jun 04 2002, 10:05 PM EDT  
Att. 23,567 - Sunny - 68 F

<b>AB</b>	<b>34</b>
<b>R</b>	<b>1</b>
<b>H</b>	<b>9</b>
<b>RBI</b>	<b>1</b>
<b>BB</b>	<b>3</b>
<b>SO</b>	<b>4</b>
<b>LOB</b>	<b>17</b>

WP: 0 PA: 37  
PB: 0  
SB: 0  
CS: 0



PITCHER	IP	WLS	BF	H	R	ER	SO	BB	IBB	HBP	BLK	WP	HR	S	P	ERA	WHIP
---------	----	-----	----	---	---	----	----	----	-----	-----	-----	----	----	---	---	-----	------

Batter	1	2	3	4	5	6	7	8	9	AB R H RBI BB SO LOB	TOP																																																																																																																																										
Tom Goodwin, L (1, 8) OBP: 0.371, SLG: 0.267	0-2 F8		4-0 HR BB	4-1 G5-4-3 BB	2-0 BB	3-1 L8			1-2 G5-3	4 1 1 1 2 0 2																																																																																																																																											
Rich Aurilia, R (1, 6) OBP: 0.307, SLG: 0.451 Pedro Feliz, R (9, PH) OBP: 0.277, SLG: 0.323	1-2 F9		1-1 HR HBP	0-1 G5-4-3 BB	4-0 BB				0-3 K	3 2 1 1 1 0 3 1 0 0 0 0 1 0																																																																																																																																											
Barry Bonds, L (1, 7) OBP: 0.559, SLG: 0.819 Shawon Dunston, R (6, 7) OBP: 0.159, SLG: 0.256	3-0 F8		0-0 HR						1-0 K	3 2 1 4 1 0 3 2 0 1 0 0 1 0																																																																																																																																											
Jeff Kent, R (1, 4) OBP: 0.339, SLG: 0.454									2-2 F9	5 2 3 0 1 1 1																																																																																																																																											
J.T. Snow, L (1, 3) OBP: 0.319, SLG: 0.311										5 1 1 1 0 2 4																																																																																																																																											
Reggie Sanders, R (1, 9) OBP: 0.329, SLG: 0.404										4 1 0 0 0 0 2																																																																																																																																											
David Bell, R (1, 5) OBP: 0.325, SLG: 0.430										4 2 3 3 1 0 0																																																																																																																																											
Yorvit Torrealba, R (1, 2) OBP: 0.292, SLG: 0.238										3 0 1 2 1 0 1																																																																																																																																											
Ryan Jensen, R (1, 1) OBP: 0.200, SLG: 0.211 Damon Minor, L (8, PH) OBP: 0.326, SLG: 0.459 Aaron Fultz, L (8, 1) 41 Chad Zerbe, L (9, 1) OBP: 0.333, SLG: 0.333										3 1 1 0 0 0 3 1 0																																																																																																																																											
<b>Inning Stats</b>	R: 0 E: 0 K: 0 S: 7	H: 0 LOB: 0 BB: 0 P: 11	R: 0 E: 0 K: 2 S: 9	H: 0 LOB: 0 BB: 0 P: 13	R: 4 E: 0 K: 1 S: 16	H: 3 LOB: 1 BB: 1 P: 26	R: 1 E: 0 K: 0 S: 9	H: 0 LOB: 2 BB: 2 P: 19	R: 4 E: 0 K: 0 S: 17	H: 4 LOB: 3 BB: 2 P: 37	R: 2 E: 0 K: 1 S: 13	H: 2 LOB: 1 BB: 0 P: 15	R: 0 E: 0 K: 0 S: 5	H: 1 LOB: 0 BB: 0 P: 7	R: 0 E: 0 K: 1 S: 12	H: 1 LOB: 1 BB: 0 P: 16	1B: 6 2B: 5 3B: 0 HR: 2	SF: 0 SAC: 0 DP: 2 HBP: 4	WP: 0 PB: 0 SB: 0 CS: 0	PA: 49																																																																																																																																	
<b>PITCHER</b>	IP WLS BF H R ER SO BB IBB HBP BLK WP HR S P ERA WHIP	<table border="0"> <tr> <td>Dennis Tankersley, R (1, 1) ERA: 7.12</td> <td>3.1</td> <td>L</td> <td>19</td> <td>3</td> <td>5</td> <td>5</td> <td>3</td> <td>3</td> <td>0</td> <td>3</td> <td>0</td> <td>0</td> <td>1</td> <td>39</td> <td>67</td> <td>13.50</td> <td>1.800</td> </tr> <tr> <td>Rodney Myers, R (4, 1) ERA: 5.68</td> <td>1.1</td> <td></td> <td>9</td> <td>4</td> <td>4</td> <td>4</td> <td>0</td> <td>1</td> <td>0</td> <td>1</td> <td>0</td> <td>0</td> <td>0</td> <td>16</td> <td>31</td> <td>27.00</td> <td>3.750</td> </tr> <tr> <td>Kevin Pickford, L (5, 1) ERA: 3.27</td> <td>0.2</td> <td></td> <td>6</td> <td>2</td> <td>2</td> <td>2</td> <td>0</td> <td>2</td> <td>0</td> <td>0</td> <td>0</td> <td>0</td> <td>0</td> <td>10</td> <td>21</td> <td>27.00</td> <td>6.000</td> </tr> <tr> <td>Jeremy Fikac, R (6, 1) ERA: 3.94</td> <td>1.2</td> <td></td> <td>8</td> <td>2</td> <td>1</td> <td>1</td> <td>1</td> <td>1</td> <td>0</td> <td>0</td> <td>0</td> <td>0</td> <td>1</td> <td>16</td> <td>29</td> <td>5.40</td> <td>1.800</td> </tr> <tr> <td>Trevor Hoffman, R (8, 1) ERA: 1.29</td> <td>1.0</td> <td></td> <td>3</td> <td>1</td> <td>0</td> <td>0</td> <td>0</td> <td>0</td> <td>0</td> <td>0</td> <td>0</td> <td>0</td> <td>0</td> <td>5</td> <td>7</td> <td>0.00</td> <td>1.000</td> </tr> </table>																			Dennis Tankersley, R (1, 1) ERA: 7.12	3.1	L	19	3	5	5	3	3	0	3	0	0	1	39	67	13.50	1.800	Rodney Myers, R (4, 1) ERA: 5.68	1.1		9	4	4	4	0	1	0	1	0	0	0	16	31	27.00	3.750	Kevin Pickford, L (5, 1) ERA: 3.27	0.2		6	2	2	2	0	2	0	0	0	0	0	10	21	27.00	6.000	Jeremy Fikac, R (6, 1) ERA: 3.94	1.2		8	2	1	1	1	1	0	0	0	0	1	16	29	5.40	1.800	Trevor Hoffman, R (8, 1) ERA: 1.29	1.0		3	1	0	0	0	0	0	0	0	0	0	5	7	0.00	1.000	<b>PITCHER</b>	IP WLS BF H R ER SO BB IBB HBP BLK WP HR S P ERA WHIP	<table border="0"> <tr> <td>Alan Embree, L (9, 1) ERA: 1.66</td> <td>1.0</td> <td></td> <td>4</td> <td>1</td> <td>0</td> <td>0</td> <td>1</td> <td>0</td> <td>0</td> <td>0</td> <td>0</td> <td>0</td> <td>0</td> <td>12</td> <td>16</td> <td>0.00</td> <td>1.000</td> </tr> </table>																			Alan Embree, L (9, 1) ERA: 1.66	1.0		4	1	0	0	1	0	0	0	0	0	0	12	16	0.00	1.000
Dennis Tankersley, R (1, 1) ERA: 7.12	3.1	L	19	3	5	5	3	3	0	3	0	0	1	39	67	13.50	1.800																																																																																																																																				
Rodney Myers, R (4, 1) ERA: 5.68	1.1		9	4	4	4	0	1	0	1	0	0	0	16	31	27.00	3.750																																																																																																																																				
Kevin Pickford, L (5, 1) ERA: 3.27	0.2		6	2	2	2	0	2	0	0	0	0	0	10	21	27.00	6.000																																																																																																																																				
Jeremy Fikac, R (6, 1) ERA: 3.94	1.2		8	2	1	1	1	1	0	0	0	0	1	16	29	5.40	1.800																																																																																																																																				
Trevor Hoffman, R (8, 1) ERA: 1.29	1.0		3	1	0	0	0	0	0	0	0	0	0	5	7	0.00	1.000																																																																																																																																				
Alan Embree, L (9, 1) ERA: 1.66	1.0		4	1	0	0	1	0	0	0	0	0	0	12	16	0.00	1.000																																																																																																																																				

**San Francisco Giants @ San Diego Padres**  
 Qualcomm Stadium, San Diego, CA  
 Wed Jun 05 2002, 5:05 PM EDT  
 Att. 21,498 - Cloudy - 64 F

<b>AB</b>	38
<b>R</b>	12
<b>H</b>	13
<b>RBI</b>	12
<b>BB</b>	7
<b>SO</b>	5
<b>LOB</b>	19



WP: 0	PA: 49
PB: 0	
SB: 0	
CS: 0	

livebaseballscorecards.com



Batter	1	2	3	4	5	6	7	8	9	AB	R	H	RBI	BB	SO	LOB
<b>Mark Kotsay, L</b> (1, 8) <small>OBP: 0.394, SLG: 0.483</small> <b>Kevin Pickford, L</b> (5, 1) <b>Mark Sweeney, L</b> (6, 3) <small>OBP: 0.237, SLG: 0.291</small>	0-0 G4-3		3-2 SF7 3B	0-1 F7			1-3 K		2-1 L5	3	1	1	0	0	0	1
<b>D'Angelo Jimenez, S</b> (1, 5) <small>OBP: 0.317, SLG: 0.327</small>	1-1 G4-3		2-1 SF7 3-H		0-0 F8		0-1 1B		0-1 G4-3	4	0	1	1	0	0	0
<b>Ryan Klesko, L</b> (1, 3) <small>OBP: 0.445, SLG: 0.583</small> <b>Jeremy Fikac, R</b> (6, 1) <b>Ron Gant, R</b> (7, PH) <small>OBP: 0.310, SLG: 0.367</small> <b>Trevor Hoffman, R</b> (8, 1) <b>Alan Embree, L</b> (9, 1)	4-0 BB		1-2 BB 1B		1-1 F7		0-0 F7			2	0	1	0	1	0	0
<b>Ray Lankford, L</b> (1, 7) <small>OBP: 0.350, SLG: 0.288</small>	1-1 G1-3		4-2 BB 1B		0-1 L4			4-2 1B BB		2	0	0	0	2	0	1
<b>Bubba Trammell, R</b> (1, 9) <small>OBP: 0.302, SLG: 0.327</small>		3-1 HR	3-2 F7			1-3 K		2-3 K		4	1	1	1	0	2	3
<b>Deivi Cruz, R</b> (1, 6) <small>OBP: 0.303, SLG: 0.408</small> <b>Rodney Myers, R</b> (4, 1) <b>Trenidad Hubbard, R</b> (5, 8) <small>OBP: 0.266, SLG: 0.250</small>		1-0 G3-1 1B	1-2 F9			2-1 F8		2-3 K		2	0	1	0	0	0	2
<b>Ramón Vázquez, L</b> (1, 4) <small>OBP: 0.288, SLG: 0.261</small>		1-0 G3-1		0-1 1B		3-1 1B		1-2 1B		4	0	3	0	0	0	1
<b>Tom Lampkin, L</b> (1, 2) <small>OBP: 0.282, SLG: 0.316</small>		1-3 K		0-1 F7		0-0 F8		2-2 G3-1		4	0	0	0	0	1	5
<b>Dennis Tankersley, R</b> (1, 1) <small>OBP: 0.333, SLG: 0.667</small> <b>Julius Matos, R</b> (4, 6) <small>OBP: 0.300, SLG: 0.300</small>		0-0 F2		1-1 F9			2-2 F9		0-1 G5-3	1	0	0	0	0	0	1

Inning Stats	R: 0	H: 0	E: 0	K: 0	S: 5	R: 1	H: 2	E: 0	K: 1	S: 8	R: 1	H: 2	E: 0	K: 0	S: 19	R: 0	H: 1	E: 0	K: 0	S: 8	R: 0	H: 0	E: 0	K: 0	S: 5	R: 0	H: 1	E: 0	K: 1	S: 9	R: 0	H: 1	E: 0	K: 2	S: 15	R: 0	H: 0	E: 0	K: 0	S: 6				
	0	0	0	0	5	1	2	0	1	8	1	2	0	0	19	0	1	0	0	8	0	0	0	0	5	0	1	0	1	9	0	1	0	2	15	0	0	0	6	0	0	0	0	0


PITCHER	IP	WLS	BF	H	R	ER	SO	BB	IBB	HBP	BLK	WP	HR	S	P	ERA	WHIP
<b>Ryan Jensen, R</b> (1, 1) <small>ERA: 4.64</small>	7.0		30	7	2	2	3	2	0	0	0	0	1	62	99	2.57	1.286
<b>Aaron Fultz, L</b> (8, 1) <small>ERA: 6.75</small>	1.0		5	1	0	0	2	1	0	0	0	0	0	15	26	0.00	2.000
<b>41 Chad Zerbe, L</b> (9, 1) <small>ERA: 3.09</small>	1.0		3	0	0	0	0	0	0	0	0	0	0	6	8	0.00	0.000

**BOTTOM**

**San Francisco Giants @ San Diego Padres**  
Qualcomm Stadium, San Diego, CA

Wed Jun 05 2002, 5:05 PM EDT  
Att. 21,498 - Cloudy - 64 F

AB	34
R	2
H	8
RBI	2
BB	3
SO	5
LOB	17



WP	HR	S	P	ERA	WHIP
0	0	0	0	0	0

Batter	1	2	3	4	5	6	7	8	9	AB R H RBI BB SO LOB	TOP
<b>Mark Kotsay, L</b> (1, 8) <small>OBP: 0.394, SLG: 0.486</small>	1-0 	2-1 			0-2 		1-3 		0-0 	5 0 2 0 0 1 0	
<b>D'Angelo Jimenez, S</b> (1, 5) <small>OBP: 0.311, SLG: 0.320</small>	0-0 	1-2 			2-2 		3-1 		1-2 	5 0 0 0 0 0 2	
<b>Ryan Klesko, L</b> (1, 3) <small>OBP: 0.444, SLG: 0.582</small>	1-2 			1-1 	0-0 		3-0 		4-2 	4 1 1 0 1 0 0	
<b>Ray Lankford, L</b> (1, 7) <small>OBP: 0.345, SLG: 0.293</small>		2-1 		0-0 	1-0 			3-3 	2-3 	5 0 1 1 0 2 1	
<b>Ron Gant, R</b> (1, 10) <small>OBP: 0.320, SLG: 0.381</small>		4-1 		2-3 	2-2 			0-2 		3 2 1 0 1 1 1	
<b>Bubba Trammell, R</b> (1, 9) <small>OBP: 0.312, SLG: 0.349</small> <b>Trenidad Hubbard, R</b> (8, 9) <small>OBP: 0.266, SLG: 0.250</small>		4-2 		1-0 		0-0 		4-1 		2 3 1 1 2 0 0 0 0 0 0 0 0 0	
<b>Deivi Cruz, R</b> (1, 6) <small>OBP: 0.307, SLG: 0.403</small>		3-2 		4-2 		1-1 		2-2 		2 0 0 0 1 0 4	
<b>Wiki Gonzalez, R</b> (1, 2) <small>OBP: 0.310, SLG: 0.265</small>		4-2 		0-1 		1-3 		3-2 		3 1 1 2 1 1 2	
<b>Ramón Vázquez, L</b> (1, 4) <small>OBP: 0.287, SLG: 0.287</small>		3-1 		1-2 		2-1 		2-2 		4 1 1 4 0 0 2	
<b>Inning Stats</b>	R: 0 H: 1 E: 0 LOB: 0 K: 0 BB: 0 S: 6 P: 8	R: 4 H: 2 E: 0 LOB: 1 K: 0 BB: 3 S: 19 P: 42	R: 0 H: 0 E: 0 LOB: 0 K: 1 BB: 0 S: 6 P: 9	R: 0 H: 0 E: 0 LOB: 1 K: 0 BB: 1 S: 10 P: 16	R: 1 H: 2 E: 0 LOB: 1 K: 0 BB: 0 S: 11 P: 16	R: 1 H: 1 E: 0 LOB: 0 K: 1 BB: 0 S: 8 P: 12	R: 0 H: 0 E: 0 LOB: 0 K: 1 BB: 0 S: 6 P: 13	R: 2 H: 2 E: 0 LOB: 1 K: 1 BB: 1 S: 19 P: 33	R: 0 H: 0 E: 0 LOB: 1 K: 1 BB: 1 S: 9 P: 16	1B: 1 SF: 0 2B: 5 SAC: 0 3B: 0 DP: 1 HR: 2 HBP: 1	WP: 0 PA: 40 PB: 1 SB: 0 CS: 1
<b>PITCHER</b> <b>Ryan Rupe, R</b> (1, 1) <small>ERA: 5.18</small> <b>Doug Creek, L</b> (7, 1) <small>ERA: 4.58</small> <b>Jason Jimenez, L</b> (9, 1) <small>ERA:</small>	IP WLS BF H R ER SO BB IBB HBP BLK WP HR S P ERA WHIP 6.0 L 27 6 6 6 2 4 0 1 0 0 2 60 103 9.00 1.667 2.0 9 2 2 2 2 1 0 0 0 0 0 25 46 9.00 1.500 1.0 4 0 0 0 0 1 1 0 0 0 0 9 16 0.00 1.000	<b>PITCHER</b> IP WLS BF H R ER SO BB IBB HBP BLK WP HR S P ERA WHIP									

**San Diego Padres @ Tampa Bay Devil Rays**  
 Tropicana Field, St. Petersburg, FL  
 Fri Jun 07 2002, 7:15 PM EDT  
 Att. 10,578 - Dome - 72 F

AB	33
R	8
H	8
RBI	8
BB	6
SO	5
LOB	12



Batter	1	2	3	4	5	6	7	8	9	AB R H RBI BB SO LOB
Randy Winn, S OBP: 0.343, SLG: 0.412 (1, 8)	E7 2B		E S G4-3 1B		0-0 1B 1B		G1-3		1-2 2-H 1B	5 2 3 1 0 0 0
Greg Vaughn, R OBP: 0.268, SLG: 0.286 (1, 7)	2-2 E 2-H 2B		3-3 K 1-3		2-0 1-2 1B		2-3 K		2-3 K	5 0 2 1 0 3 2
Steve Cox, L OBP: 0.335, SLG: 0.428 (1, 3)	0-3 K		0-0 G4-3		0-2 F7			0-1 2B		4 0 1 1 0 1 3
Ben Grieve, L OBP: 0.348, SLG: 0.412 (1, 9)	1-0 G5-3		2-3 K		3-2 G3-1			2-3 K		4 0 0 0 0 2 4
Aubrey Huff, L OBP: 0.333, SLG: 0.465 (1, 10)	0-1 E4 2-3				1-2 F8		2-2 F7	2-3 K		4 0 0 0 0 1 2
John Flaherty, R OBP: 0.310, SLG: 0.475 (1, 2)	2-1 G5-3 1-2				1-2 P5		1-1 B5-3 2B	1-3 K		4 0 1 0 0 1 3
Brent Abernathy, R OBP: 0.304, SLG: 0.338 (1, 4)					1-2 G1-3		0-0 B5-3 2-3		0-2 P3	4 0 0 0 0 0 1
Chris Gomez, R OBP: 0.308, SLG: 0.398 (1, 6)							0-1 F9	2-0 G5-3	1-2 F9	4 0 0 0 0 0 1
18 Jared Sandberg, R OBP: 0.219, SLG: 0.371 (1, 5)							1-0 HR		0-1 F8 1B 2B	4 2 2 1 0 1 0

Inning Stats	R: 1 E: 2 K: 1 S: 14	H: 1 LOB: 2 BB: 0 P: 20	R: 0 E: 0 K: 1 S: 7	H: 0 LOB: 0 BB: 0 P: 9	R: 1 E: 0 K: 2 S: 10	H: 1 LOB: 0 BB: 0 P: 16	R: 0 E: 0 K: 0 S: 11	H: 0 LOB: 0 BB: 0 P: 14	R: 1 E: 0 K: 0 S: 11	H: 3 LOB: 2 BB: 0 P: 17	R: 0 E: 0 K: 0 S: 8	H: 1 LOB: 1 BB: 0 P: 13	R: 0 E: 0 K: 1 S: 7	H: 0 LOB: 0 BB: 0 P: 11	R: 0 E: 0 K: 3 S: 12	H: 1 LOB: 1 BB: 0 P: 17	R: 1 E: 0 K: 1 S: 15	H: 2 LOB: 1 BB: 0 P: 19	1B: 4 2B: 4 3B: 0 HR: 1	SF: 0 SAC: 0 DP: 0 HBP: 0	WP: 0 PB: 0 SB: 2 CS: 0	PA: 38		
PITCHER	IP	WLS	BF	H	R	ER	SO	BB	IBB	HBP	BLK	WP	HR	S	P	ERA	WHIP							
Brian Lawrence, R ERA: 3.36 (1, 1)	7.0	W	29	6	3	1	5	0	0	0	0	0	1	68	100	1.29	0.857							
Jason Pearson, L ERA: (8, 1)	1.0		4	1	0	0	3	0	0	0	0	0	0	12	17	0.00	1.000							
Steve Reed, R ERA: 2.19 (9, 1)	1.0		5	2	1	1	1	0	0	0	0	0	0	15	19	9.00	2.000							

BOTTOM

San Diego Padres @ Tampa Bay Devil Rays  
Tropicana Field, St. Petersburg, FL

AB	38
R	4
H	9
RBI	4
BB	0
SO	9
LOB	16



WP: 0	PA: 38
ERA	WHIP

Fri Jun 07 2002, 7:15 PM EDT  
Att: 10,578 - Dome - 72 F

livebaseballscores.com

Batter	1	2	3	4	5	6	7	8	9	10	AB R H RBI BB SO LOB	TOP															
Mark Kotsay, L (1, 8) OBP: 0.398, SLG: 0.488	4-0 CS BB		0-0 F8			3-1 G4-3 1B 2B		3-1 F9		4-1 G6-3 BB	3 1 1 0 2 0 1																
D'Angelo Jimenez, S (1, 5) OBP: 0.309, SLG: 0.315	0-1 F5			3-2 F7		2-2 G4-3		4-2 BB		2-1 G6-3 1-2f	4 0 0 0 1 0 3																
Ryan Klesko, L (1, 3) OBP: 0.441, SLG: 0.574	3-3 K 1-2			0-0 P2		0-1 1B		2-1 F9			4 0 1 1 0 1 2																
Ray Lankford, L (1, 7) OBP: 0.342, SLG: 0.291		1-0 CS 1B		2-2 F7		3-1 L7			1-3 K		4 0 1 0 0 1 1																
Ron Gant, R (1, 9) OBP: 0.316, SLG: 0.418		3-1 F8 1-2			1-1 L5	2-0 P6			1-0 HR		4 1 1 1 0 0 2																
Bubba Trammell, R (1, 10) OBP: 0.311, SLG: 0.342		0-3 K			4-2 HBP BB		2-0 F7		1-1 F3		3 0 0 0 1 1 0																
Deivi Cruz, R (1, 6) OBP: 0.310, SLG: 0.405			1-0 G4-6-3 1B		0-0 F7		0-2 F9		0-0 FC4-6 1B		4 0 2 0 0 0 1																
Tom Lampkin, L (1, 2) OBP: 0.281, SLG: 0.308			1-0 G4-6-3 1-2f		1-1 HBP		2-3 K		2-2 FC4-6 1-2f		3 0 0 0 0 1 2																
Ramón Vázquez, L (1, 4) OBP: 0.286, SLG: 0.294			3-2 2B		2-0 F7			2-1 G6-3		1-3 K	4 0 1 0 0 1 2																
<b>Inning Stats</b>	R: 0 E: 0 K: 1 S: 5	H: 0 LOB: 1 BB: 1 P: 12	R: 0 E: 0 K: 1 S: 7	H: 1 LOB: 0 BB: 0 P: 11	R: 0 E: 0 K: 0 S: 9	H: 2 LOB: 1 BB: 0 P: 14	R: 0 E: 0 K: 0 S: 7	H: 0 LOB: 0 BB: 0 P: 12	R: 0 E: 0 K: 0 S: 7	H: 0 LOB: 2 BB: 1 P: 15	R: 1 E: 0 K: 0 S: 11	H: 2 LOB: 1 BB: 0 P: 21	R: 0 E: 0 K: 1 S: 7	H: 0 LOB: 0 BB: 0 P: 11	R: 0 E: 0 K: 0 S: 8	H: 0 LOB: 1 BB: 1 P: 19	R: 1 E: 0 K: 1 S: 10	H: 2 LOB: 1 BB: 0 P: 15	R: 0 E: 0 K: 1 S: 6	H: 0 LOB: 0 BB: 1 P: 13	1B: 4 2B: 3 3B: 0 HR: 1	SF: 0 SAC: 0 DP: 3 HBP: 1	WP: 0 PB: 0 SB: 0 CS: 2	PA: 38			
<b>PITCHER</b> Tanyon Sturtze, R (1, 1) ERA: 5.1	IP: 9.0	WLS: 35	BF: 7	H: 2	R: 2	ER: 2	SO: 4	BB: 3	IBB: 0	HBP: 1	BLK: 0	WP: 0	HR: 1	S: 71	P: 130	ERA: 2.00	WHIP: 1.111										
Victor Zambrano, R (10, 1) ERA: 5.86	1.0	W: 3	0	0	0	0	1	1	0	0	0	0	0	6	13	0.00	1.000										

San Diego Padres @ Tampa Bay Devil Rays  
Tropicana Field, St. Petersburg, FL

AB	33
R	2
H	7
RBI	2
BB	4
SO	5
LOB	14



Sat Jun 08 2002, 6:15 PM EDT  
Att. 14,039 - Dome - 72 F

livebaseballscores.com

BOTTOM

San Diego Padres @ Tampa Bay Devil Rays  
Tropicana Field, St. Petersburg, FL

Sat Jun 08 2002, 6:15 PM EDT  
Att: 14,039 - Dome - 72 F

livebaseballscorecards.com

AB	38
R	3
H	12
RBI	2
BB	1
SO	4
LOB	13



AB R H RBI BB SO LOB

5	1	1	0	0	0	1	
3	0	1	0	1	1	0	
1	0	0	0	0	0	1	
5	0	1	1	0	1	2	
4	0	0	0	0	0	2	
4	0	1	0	0	0	0	
4	1	2	0	0	1	0	
4	0	2	0	0	0	3	
4	1	2	0	0	0	2	
4	0	2	1	0	1	2	
1B: 10	SF: 0	2B: 2	SAC: 0	3B: 0	DP: 1	HR: 0	HBP: 0

Batter	1	2	3	4	5	6	7	8	9	10
Randy Winn, S OBP: 0.340, SLG: 0.407 (1, 8)	F7		G4-3		G4-6-3		CS	G6-3		1B
Greg Vaughn, R OBP: 0.272, SLG: 0.291 Jason Conti, L OBP: 0.316, SLG: 0.362 (1, 7) (9, 7)	BB		G5-3		K			F8		E1
Steve Cox, L OBP: 0.332, SLG: 0.423 (1, 10)	F9			F9		K		F8		1B
Ben Grieve, L OBP: 0.341, SLG: 0.403 (1, 9)	G4-3			G4-3		G3-1		G4-3		
Aubrey Huff, L OBP: 0.327, SLG: 0.447 (1, 3)		G3-1				G4-3			F8	
John Flaherty, R OBP: 0.319, SLG: 0.476 (1, 2)		G5-3								
Brent Abernathy, R OBP: 0.308, SLG: 0.341 (1, 4)										
Chris Gomez, R OBP: 0.312, SLG: 0.405 (1, 6)										
18 Jared Sandberg, R OBP: 0.234, SLG: 0.378 (1, 5)										

Inning Stats	R: 0 H: 0 E: 0 K: 0 S: 9	H: 0 LOB: 1 BB: 1 P: 13	R: 0 H: 1 E: 0 K: 0 S: 10	H: 1 LOB: 1 BB: 0 P: 15	R: 0 H: 0 E: 0 K: 0 S: 6	H: 0 LOB: 0 BB: 0 P: 8	R: 0 H: 2 E: 0 K: 0 S: 11	H: 2 LOB: 2 BB: 0 P: 14	R: 1 H: 2 E: 0 K: 1 S: 11	H: 2 LOB: 0 BB: 0 P: 18	R: 0 H: 0 E: 0 K: 1 S: 6	H: 0 LOB: 0 BB: 0 P: 10	R: 1 H: 2 E: 0 K: 0 S: 7	H: 2 LOB: 0 BB: 0 P: 13	R: 0 H: 1 E: 0 K: 0 S: 8	H: 1 LOB: 1 BB: 0 P: 13	R: 0 H: 2 E: 0 K: 2 S: 13	H: 2 LOB: 2 BB: 0 P: 21	R: 1 H: 2 E: 0 K: 0 S: 7	H: 2 LOB: 2 BB: 0 P: 10
--------------	--------------------------	-------------------------	---------------------------	-------------------------	--------------------------	------------------------	---------------------------	-------------------------	---------------------------	-------------------------	--------------------------	-------------------------	--------------------------	-------------------------	--------------------------	-------------------------	---------------------------	-------------------------	--------------------------	-------------------------

PITCHER	IP	WLS	BF	H	R	ER	SO	BB	IBB	HBP	BLK	WP	HR	S	P	ERA	WHIP
Brett Tomko, R ERA: 3.35 (1, 1)	8.0		31	8	2	2	2	1	0	0	0	0	0	68	104	2.25	1.125
Jeremy Fikac, R ERA: 3.82 (9, 1)	1.0		5	2	0	0	2	0	0	0	0	0	0	13	21	0.00	2.000
Alan Embree, L ERA: 1.66 (10, 1)	0.0	L	3	2	1	0	0	0	0	0	0	0	0	7	10	∞	∞

PITCHER	IP	WLS	BF	H	R	ER	SO	BB	IBB	HBP	BLK	WP	HR	S	P	ERA	WHIP

WP: 0	PA: 40
PB: 0	
SB: 1	
CS: 1	

Batter	1	2	3	4	5	6	7	8	9	AB R H RBI BB SO LOB	TOP									
Mark Kotsay, L (1, 8) OBP: 0.398, SLG: 0.491	0-0 L8	0-1 F8		0-0 2B		1-2 G1-6-3		2-2 1B		5 0 2 2 0 0 2										
D'Angelo Jimenez, S (1, 5) OBP: 0.311, SLG: 0.317	0-3		1-1 G4-3	0-1 F7			0-1 L9 PB 2B 1B	1-2 1B		5 1 2 0 0 1 1										
Ryan Klesko, L (1, 3) OBP: 0.436, SLG: 0.580	1-2 F9		1-2 G4-3		0-1 HR		3-1 L9 1-3	0-1 F7		5 1 1 1 0 0 3										
Ray Lankford, L (1, 7) OBP: 0.350, SLG: 0.305		1-0 F8	4-2 FC6-4 BB		1-0 CS 1B		0-0 F7 3-H 2B	2-0 G3		4 0 2 1 1 0 2										
Ron Gant, R (1, 10) OBP: 0.333, SLG: 0.465		3-2 HR	1-1 FC6-4		3-2 CS 1B		4-2 F7 BB		0-3	4 1 2 1 1 1 1										
Bubba Trammell, R (1, 9) OBP: 0.308, SLG: 0.338		2-2 G6-3		0-0 FC3-6 1B	2-2 F3		1-1 F7		2-2 G4-3	5 0 1 0 0 0 3										
Trenidad Hubbard, R (9, 9) OBP: 0.266, SLG: 0.250							1-2 2-3			0 0 0 0 0 0 0										
Wiki Gonzalez, R (1, 2) OBP: 0.286, SLG: 0.241		3-2 E3 1B HR		0-0 P4	1-0 CS	3-2 F9	1-1 G1-3		2-3	5 1 0 0 0 1 3										
Ramón Vázquez, L (1, 4) OBP: 0.299, SLG: 0.309		2-1 HR 1B		0-2 FC3-6 1B		2-2 1B 1B		0-0 SH1-3 1B 1B		4 3 3 0 0 0 1										
Julius Matos, R (1, 6) OBP: 0.462, SLG: 0.692		0-0 HR		1-2 2B 1B		0-1 G1-6-3 1B		0-1 SH1-3		3 2 3 4 0 0 0										
<b>Inning Stats</b>	R: 0 H: 0 E: 0 K: 1 S: 7	H: 0 LOB: 0 BB: 0 P: 8	R: 4 H: 3 E: 1 K: 0 S: 15	H: 3 LOB: 0 BB: 0 P: 26	R: 0 H: 0 E: 0 K: 0 S: 9	H: 0 LOB: 1 BB: 1 P: 16	R: 2 H: 3 E: 1 K: 0 S: 14	H: 3 LOB: 1 BB: 0 P: 15	R: 1 H: 3 E: 0 K: 0 S: 9	H: 3 LOB: 0 BB: 0 P: 16	R: 0 H: 2 E: 0 K: 0 S: 11	H: 2 LOB: 1 BB: 0 P: 17	R: 1 H: 2 E: 0 K: 0 S: 12	H: 2 LOB: 2 BB: 1 P: 21	R: 1 H: 3 E: 0 K: 0 S: 12	H: 3 LOB: 2 BB: 0 P: 17	R: 0 H: 0 E: 0 K: 2 S: 9	H: 0 LOB: 0 BB: 0 P: 13	1B: 11 SF: 0 2B: 2 SAC: 1 3B: 0 DP: 1 HR: 3 HBP: 0	WP: 0 PA: 44 PB: 1 SB: 0 CS: 2
<b>PITCHER</b>	IP WLS BF H R ER SO BB IBB HBP BLK WP HR S P ERA WHIP																			
Paul Wilson, R (1, 1) ERA: 4.06	4.0 L 22 8 7 4 1 1 0 0 0 0 0 3 48 69 9.00 2.250																			
Steve Kent, L (5, 1) ERA: 3.88	2.1 10 5 1 1 0 1 0 0 0 0 0 0 25 44 3.86 2.571																			
Travis Harper, R (7, 1) ERA: 3.19	2.2 11 3 1 1 2 0 0 0 0 0 0 0 25 36 3.38 1.125																			

San Diego Padres @ Tampa Bay Devil Rays  
Tropicana Field, St. Petersburg, FL  
Sun Jun 09 2002, 1:15 PM EDT  
Att. 13,286 - Dome - 72 F

AB	40
R	9
H	16
RBI	9
BB	2
SO	3
LOB	16



Batter	1	2	3	4	5	6	7	8	9	AB R H RBI BB SO LOB
Randy Winn, S (1, 8) OBP: 0.349, SLG: 0.442	1-0 HR	1-2 2B		0-2 1B 2B		3-2 1-H 2B			2-2 L8	5 2 4 2 0 0 0
Greg Vaughn, R (1, 7) OBP: 0.282, SLG: 0.297	4-1 BB HR BB	4-0 BB		0-0 2-H 1B		3-2 F6			0-2 DI 1B	3 1 2 1 2 0 1
Steve Cox, L (1, 10) OBP: 0.329, SLG: 0.415	4-2 HR BB	3-2 F9		1-1 G4-3			3-2 G1-3		0-3 K	4 1 0 0 1 1 4
Ben Grieve, L (1, 9) OBP: 0.338, SLG: 0.398	1-3 K		0-0 G6-3		1-0 F8		0-0 1B		1-3 K	5 0 1 0 0 2 3
Aubrey Huff, L (1, 3) OBP: 0.321, SLG: 0.490	0-0 1-H 2-H HR		0-1 F8		1-0 F8		1-0 F7			4 1 1 3 0 0 1
Brent Abernathy, R (1, 4) OBP: 0.307, SLG: 0.348	1-0 F9		1-2 3B		1-2 G1-3		1-2 F9			4 0 1 0 0 0 1
Jason Smith, L (1, 6) OBP: 0.234, SLG: 0.333 Russ Johnson, R (8, PH) OBP: 0.344, SLG: 0.316	2-0 P6		2-3 K			1-3 K		3-2 G6-3		3 0 0 0 0 2 1 1 0 0 0 0 0 0
18 Jared Sandberg, R (1, 5) OBP: 0.235, SLG: 0.372		0-0 L8		2-0 P4		2-2 2B 1B		0-3 K		4 1 1 0 0 1 0
Paul Hoover, R (1, 2) OBP: 0.167, SLG: 0.167		0-1 F9		0-2 G4-3		0-1 F9		0-3 K		4 0 0 0 0 1 1

Inning Stats	R: 4 E: 0 K: 1 S: 14	H: 2 LOB: 0 BB: 2 P: 27	R: 0 E: 0 K: 0 S: 12	H: 1 LOB: 2 BB: 1 P: 20	R: 0 E: 0 K: 1 S: 10	H: 1 LOB: 1 BB: 0 P: 13	R: 1 E: 0 K: 0 S: 10	H: 2 LOB: 1 BB: 0 P: 13	R: 0 E: 0 K: 0 S: 6	H: 0 LOB: 0 BB: 0 P: 9	R: 1 E: 0 K: 1 S: 19	H: 2 LOB: 1 BB: 0 P: 28	R: 0 E: 0 K: 0 S: 13	H: 1 LOB: 1 BB: 0 P: 18	R: 0 E: 0 K: 2 S: 11	H: 0 LOB: 0 BB: 0 P: 14	R: 0 E: 0 K: 2 S: 12	H: 1 LOB: 1 BB: 0 P: 15	1B: 4 2B: 3 3B: 1 HR: 2	SF: 0 SAC: 0 DP: 0 HBP: 0	WP: 0 PB: 0 SB: 0 CS: 0	PA: 40
--------------	-------------------------------	----------------------------------	-------------------------------	----------------------------------	-------------------------------	----------------------------------	-------------------------------	----------------------------------	------------------------------	---------------------------------	-------------------------------	----------------------------------	-------------------------------	----------------------------------	-------------------------------	----------------------------------	-------------------------------	----------------------------------	----------------------------------	------------------------------------	----------------------------------	--------

PITCHER	IP	WLS	BF	H	R	ER	SO	BB	IBB	HBP	BLK	WP	HR	S	P	ERA	WHIP
Bobby Jones, R (1, 1) ERA: 5.81	5.2	W	28	8	6	6	3	3	0	0	0	0	2	68	104	9.53	1.941
Rodney Myers, R (6, 1) ERA: 5.4	0.1	H	1	0	0	0	0	0	0	0	0	0	0	3	6	0.00	0.000
Alan Embree, L (7, 1) ERA: 1.59	1.0	H	4	1	0	0	0	0	0	0	0	0	0	13	18	0.00	1.000
Steve Reed, R (8, 1) ERA: 2.1	1.0	H	3	0	0	0	2	0	0	0	0	0	0	11	14	0.00	0.000
Trevor Hoffman, R (9, 1) ERA: 1.23	1.0	S	4	1	0	0	2	0	0	0	0	0	0	12	15	0.00	1.000

**BOTTOM**

**San Diego Padres @ Tampa Bay Devil Rays**  
Tropicana Field, St. Petersburg, FL

AB	37
R	6
H	10
RBI	6
BB	3
SO	7
LOB	12



PITCHER	IP	WLS	BF	H	R	ER	SO	BB	IBB	HBP	BLK	WP	HR	S	P	ERA	WHIP
---------	----	-----	----	---	---	----	----	----	-----	-----	-----	----	----	---	---	-----	------

Sun Jun 09 2002, 1:15 PM EDT  
Att. 13,286 - Dome - 72 F

livebaseballscorecards.com

Batter	1	2	3	4	5	6	7	8	9	AB R H RBI BB SO LOB	TOP																				
Mark Kotsay, L (1, 8) OBP: 0.391, SLG: 0.480	0-0 G4-3	0-1 CS	1-0 G4-3		3-2 G6-3		1-3 K	0-1 P6		5 0 0 0 0 1 2	<p>San Diego Padres @ Baltimore Orioles</p> <p>Oriole Park at Camden Yards, Baltimore, MD</p> <p>Mon Jun 10 2002, 7:05 PM EDT</p> <p>Att. 30,075 - Cloudy - 92 F</p>																				
Deivi Cruz, R (1, 6) OBP: 0.308, SLG: 0.400	0-0 G1-4-3		2-0 G5-3		2-1 1B		0-1 G6-3	1-2 L4		5 0 1 0 0 0 2																					
Ryan Klesko, L (1, 3) OBP: 0.439, SLG: 0.599	2-0 G4-3		4-2 BB		1-0 P6		2-1 HR		1-1 2B	4 1 2 1 1 0 1																					
Ray Lankford, L (1, 7) OBP: 0.352, SLG: 0.304		1-1 1B	1-0 F8			1-1 G3	4-2 FC6-4		0-1 G6-3	4 1 1 0 1 0 2																					
Ron Gant, R (1, 9) OBP: 0.326, SLG: 0.440		2-3 K		1-1 G6-3		4-2 BB	1-0 FC6-4		1-3 K	4 0 0 0 1 2 3																					
Bubba Trammell, R (1, 10) OBP: 0.323, SLG: 0.365		0-0 1B	2-1 HR		2-1 BB	4-1 BB		4-2 1B	1-2 G6-3	2 2 2 1 2 0 0																					
Trenidad Hubbard, R (8, PR) OBP: 0.263, SLG: 0.247		1-2 1B				1-2 BB				1 1 0 0 0 0 1																					
Wiki Gonzalez, R (1, 2) OBP: 0.328, SLG: 0.281		3-2 1B	3-2 G1-6-3		3-2 1B	4-2 BB		0-0 FC5-6		3 1 3 1 1 0 0																					
Ramón Vázquez, L (1, 4) OBP: 0.300, SLG: 0.310		2-1 FC6-4	1-0 G1-6-3		3-3 K			1-1 E5		3 0 1 1 0 1 4																					
D'Angelo Jimenez, S (8, PH) OBP: 0.310, SLG: 0.315		1-3 1B	1-2 1B		1-2 BB			1-2 FC5-6		1 0 0 0 0 0 1																					
Julius Matos, R (1, 5) OBP: 0.353, SLG: 0.529		0-0 FC6-4			2-2 F3		1-3 K	1-0 FC5-6		4 0 0 1 0 1 6																					
<b>Inning Stats</b>	R: 0 E: 0 K: 0 S: 3	H: 0 LOB: 0 BB: 0 P: 5	R: 3 E: 0 K: 1 S: 14	H: 4 LOB: 0 BB: 0 P: 22	R: 0 E: 0 K: 0 S: 5	H: 0 LOB: 1 BB: 1 P: 13	R: 1 E: 0 K: 0 S: 8	H: 2 LOB: 0 BB: 0 P: 15	R: 0 E: 0 K: 2 S: 18	H: 0 LOB: 3 BB: 3 P: 35	R: 1 E: 0 K: 1 S: 12	H: 1 LOB: 1 BB: 1 P: 20	R: 1 E: 1 K: 0 S: 11	H: 1 LOB: 2 BB: 1 P: 18	R: 0 E: 0 K: 1 S: 12	H: 1 LOB: 1 BB: 0 P: 15	1B: 7 2B: 1 3B: 0 HR: 2	SF: 0 SAC: 0 DP: 1 HBP: 0	WP: 0 PB: 0 SB: 0 CS: 1	PA: 43											
<b>PITCHER</b>	IP WLS BF H R ER SO BB IBB HBP BLK WP HR S P ERA WHIP															IP WLS BF H R ER SO BB IBB HBP BLK WP HR S P ERA WHIP															
Scott Erickson, R (1, 1) ERA: 5.12	5.1		24	7	4	4	1	3	0	0	0	0	1	50	92	6.75	1.875														
Willis Roberts, R (6, 1) ERA: 1.82	0.2	H	3	0	0	0	2	1	0	0	0	0	0	12	20	0.00	1.500														
B.J. Ryan, L (7, 1) ERA: 6.75	0.2	H	4	1	1	1	1	1	0	0	0	0	1	11	18	13.50	3.000														
Rick Bauer, R (7, 1) ERA: 5.17	0.1	H	3	1	1	0	0	1	0	0	0	0	0	4	9	0.00	6.000														
Buddy Groom, L (8, 1) ERA: 2.42	1.1	W	6	1	0	0	0	0	0	0	0	0	0	12	16	0.00	0.750														
<b>PITCHER</b>	IP WLS BF H R ER SO BB IBB HBP BLK WP HR S P ERA WHIP															IP WLS BF H R ER SO BB IBB HBP BLK WP HR S P ERA WHIP															
Jorge Julio, R (9, 1) ERA: 3.38	0.2	S	2	0	0	0	1	0	0	0	0	0	0	0	0	0.00	0.000														

<b>AB</b>	36
<b>R</b>	6
<b>H</b>	10
<b>RBI</b>	5
<b>BB</b>	6
<b>SO</b>	5
<b>LOB</b>	22





Batter	1	2	3	4	5	6	7	8	9	AB	R	H	RBI	BB	SO	LOB
6 Melvin Mora, R OBP: 0.350, SLG: 0.418	1-0 G5-3	0-1 2B		4-2 1 BB BB		2-3 K		1-0 HR		4	1	2	5	1	1	0
1 Brian Roberts, S OBP: 0.318, SLG: 0.310	4-1 G4-3 BB	2-2 F8		4-2 G4-6-3 BB		1-2 F8		3-2 F8		3	0	0	0	2	0	2
Chris Singleton, L OBP: 0.265, SLG: 0.399	2-2 G4-3		1-0 G3-1	0-2 G4-6-3			2-3 K			4	0	0	0	0	1	4
Jeff Conine, R OBP: 0.286, SLG: 0.438	1-2 F8		1-1 G4-3		2-0 G6-3		1-1 L5			4	0	0	0	0	0	1
31 Jay Gibbons, L OBP: 0.338, SLG: 0.473 Gary Matthews, S OBP: 0.371, SLG: 0.450		4-2 21 BB 6 2B 1B	1-3 K		4-0 21 WP 1B		4-0 BB			1	2	0	0	3	1	0
Tony Batista, R OBP: 0.341, SLG: 0.556		0-0 L8		1-0 SH2-4 WP 2B	2-1 F8		3-1 F7			4	1	1	0	0	0	3
21 Marty Cordova, R OBP: 0.330, SLG: 0.449		3-2 6 BB 2B 1B		4-1 WP SH2-4 1B BB	2-0 2-H 1B			0-0 F9		3	2	2	1	1	0	0
Brook Fordyce, R OBP: 0.284, SLG: 0.288 Jerry Hairston, R OBP: 0.322, SLG: 0.331 Geronimo Gil, R OBP: 0.280, SLG: 0.425		2-0 L8		0-1 SH2-4	2-2 L7			2-2 6 WP 6 HR G5-3 HBP		2	0	0	0	0	0	3
Mike Bordick, R OBP: 0.299, SLG: 0.358		4-0 6 2B BB		2-0 1 BB 6 S 1B		3-2 G5-3		2-1 G5-3		3	1	1	1	1	0	1

Inning Stats	R: 0	H: 0	E: 0	K: 10	S: 10	R: 3	H: 2	E: 0	K: 0	S: 15	R: 0	H: 0	E: 0	K: 1	S: 7	R: 2	H: 2	E: 0	K: 0	S: 14	R: 1	H: 1	E: 0	K: 0	S: 9	R: 0	H: 0	E: 0	K: 1	S: 16	R: 0	H: 0	E: 0	K: 1	S: 7	R: 2	H: 1	E: 0	K: 0	S: 10
	LOB: 1	BB: 1	P: 18			LOB: 1	BB: 2	P: 30			LOB: 0	BB: 0	P: 10			LOB: 2	BB: 3	P: 29			LOB: 1	BB: 1	P: 21			LOB: 0	BB: 0	P: 22			LOB: 1	BB: 1	P: 17			LOB: 1	BB: 0	P: 18		

PITCHER	IP	WLS	BF	H	R	ER	SO	BB	IBB	HBP	BLK	WP	HR	S	P	ERA	WHIP
Dennis Tankersley, R ERA: 7.75	(1, 1)	3.1	19	4	5	5	1	5	0	0	0	1	0	39	76	13.50	2.700
Jason Middlebrook, R ERA: 5.33	(4, 1)	2.2	10	1	1	1	1	2	0	0	0	1	0	32	54	3.38	1.125
Jeremy Fikac, R ERA: 4.13	(7, 1)	2.0	L 9	1	2	2	1	1	0	1	0	1	1	17	35	9.00	1.000


**BOTTOM**

**San Diego Padres @ Baltimore Orioles**  
**Oriole Park at Camden Yards, Baltimore, MD**

Mon Jun 10 2002, 7:05 PM EDT  
 Att: 30,075 - Cloudy - 92 F

livebaseballscores.com

<b>AB</b>	<b>28</b>
<b>R</b>	<b>8</b>
<b>H</b>	<b>6</b>
<b>RBI</b>	<b>7</b>
<b>BB</b>	<b>8</b>
<b>SO</b>	<b>3</b>
<b>LOB</b>	<b>14</b>



WP: 3	PA: 38
PB: 0	
SB: 1	
CS: 0	


Batter	1	2	3	4	5	6	7	8	9	10	AB R H RBI BB SO LOB
Mark Kotsay, L (1, 8) OBP: 0.387, SLG: 0.474	0-1 1B		F8		G3-6-3		F9		K		5 0 1 0 0 1 3
D'Angelo Jimenez, S (1, 5) OBP: 0.308, SLG: 0.310	1-0 L7		F8		G4-3			HBP 1B BB	L9		4 1 0 0 1 0 2
Ryan Klesko, L (1, 3) OBP: 0.434, SLG: 0.589	0-0 P6		P6			F9		BB HBP 1B	G6-3		5 1 1 0 0 0 2
Ray Lankford, L (1, 7) OBP: 0.353, SLG: 0.324	3-2 G4-3			HR		L8		BB 1B HBP		K	4 2 1 1 0 1 1
Ron Gant, R (1, 10) OBP: 0.330, SLG: 0.468		3-2 G5-3		G5-3		HR		L9 1B BB		P4	4 1 1 2 1 0 0
Bubba Trammell, R (1, 9) OBP: 0.328, SLG: 0.368		1-1		F7				BB		G6-3	4 0 2 2 0 1 0
Trenidad Hubbard, R (8, PR) OBP: 0.259, SLG: 0.243			1B			K		BB			1 0 0 0 0 0 0
Deivi Cruz, R (1, 6) OBP: 0.307, SLG: 0.397		3-2 F8		2B 1B				BB			4 0 1 0 0 0 3
Wiki Gonzalez, R (1, 2) OBP: 0.338, SLG: 0.328		1-2 G3				1-H 2B					4 0 2 0 0 0 3
Ramón Vázquez, L (1, 4) OBP: 0.308, SLG: 0.318											3 0 2 0 0 1 1
Julius Matos, R (8, PH) OBP: 0.333, SLG: 0.500						G3-6-3 1B				K	1 0 0 0 0 1 2

Inning Stats	R: 0	H: 1	R: 0	H: 1	R: 0	H: 1	R: 0	H: 1	R: 1	H: 1	R: 0	H: 1	R: 0	H: 1	R: 0	H: 0	R: 0	H: 0	R: 0	H: 0	1B: 7	SF: 0	WP: 0	PA: 42
	E: 0	LOB: 1	E: 0	LOB: 1	E: 0	LOB: 2	E: 0	LOB: 0	E: 0	LOB: 0	E: 0	LOB: 1	E: 0	LOB: 2	E: 0	LOB: 0	E: 0	LOB: 0	E: 0	LOB: 0	2B: 2	SAC: 0	PB: 0	
	K: 0	BB: 0	K: 0	BB: 0	K: 0	BB: 0	K: 0	BB: 0	K: 1	BB: 0	K: 1	BB: 0	K: 1	BB: 2	K: 1	BB: 0	K: 1	BB: 0	K: 1	BB: 0	3B: 0	DP: 1	SB: 0	
	S: 7	P: 11	S: 12	P: 20	S: 10	P: 14	S: 11	P: 21	S: 12	P: 17	S: 12	P: 18	S: 11	P: 26	S: 6	P: 6	S: 7	P: 11	S: 7	P: 11	HR: 2	HBP: 1	CS: 0	
PITCHER	IP	WLS	BF	H	R	ER	SO	BB	IBB	HBP	BLK	WP	HR	S	P	100	ERA	WHIP						
Travis Driskill, R (1, 1) ERA: 3.62	6.1		26	9	2	2	1	0	0	0	0	0	2	62	100		2.84	1.421						
B.J. Ryan, L (7, 1) ERA: 7.84	0.2	H	5	1	3	3	1	1	0	1	0	0	0	8	16		40.50	3.000						
Willis Roberts, R (8, 1) ERA: 1.78	0.2	B	4	1	0	0	0	1	0	0	0	0	0	5	12		0.00	3.000						
Buddy Groom, L (8, 1) ERA: 2.28	1.1		4	0	0	0	2	0	0	0	0	0	0	9	10		0.00	0.000						
Jorge Julio, R (10, 1) ERA: 3.26	1.0	W	3	0	0	0	1	0	0	0	0	0	0	7	11		0.00	0.000						

**San Diego Padres @ Baltimore Orioles**  
 Oriole Park at Camden Yards, Baltimore, MD

Tue Jun 11 2002, 7:05 PM EDT  
 Att: 32,829 - Cloudy - 96 F

AB	39
R	5
H	11
RBI	5
BB	2
SO	5
LOB	17



[livebaseballscorecards.com](http://livebaseballscorecards.com)

BOTTOM

San Diego Padres @ Baltimore Orioles  
Oriole Park at Camden Yards, Baltimore, MD

Tue Jun 11 2002, 7:05 PM EDT  
Att. 32,829 - Cloudy - 96 F

livebaseballscorecards.com

AB	37
R	6
H	12
RBI	6
BB	3
SO	8
LOB	20



AB R H RBI BB SO LOB

5 1 2 2 0 1 5

5 0 2 0 0 0 1

5 0 0 0 0 2 4

4 0 1 1 1 1 3

5 2 2 1 0 1 2

4 1 1 1 0 1 0

4 0 3 0 0 1 1

0 0 0 0 0 0 0

0 0 0 0 0 0 0

2 1 0 0 2 0 2

3 1 1 1 0 1 2

1B:	5	SF:	0
2B:	6	SAC:	0
3B:	0	DP:	1
HR:	1	HBP:	1

WP:	1	PA:	41
PB:	0		
SB:	0		
CS:	1		

Batter	1	2	3	4	5	6	7	8	9	10
6 Melvin Mora, R OBP: 0.351, SLG: 0.418 (1, 8)	1-2 2B 1B	3-3 K		0-1 1B WP 2-H 3-H 1B		0-0 F7		0-0 B1-3		
1 Brian Roberts, S OBP: 0.324, SLG: 0.333 (1, 10)	1-2 F9		1-0 CS 2B	1-1 1-3 1B		3-1 F8		0-0 G3-4-1		
Gary Matthews, S OBP: 0.357, SLG: 0.430 (1, 9)	0-0 F3		2-3 K	2-3 K		1-0 G3-1		0-0 G4-3		
Jeff Conine, R OBP: 0.288, SLG: 0.439 (1, 3)	2-0 1-H 2B		1-2 F3 2-3	2-3 K		4-0 G5-4-3 BB		2-2 G6-3		
Tony Batista, R OBP: 0.342, SLG: 0.570 (1, 5)	3-3 K			2-0 21 2B		3-2 G5-3		1-1 G5-4-3 1-2f		2-2 HR
21 Marty Cordova, R OBP: 0.328, SLG: 0.451 (1, 7)		2-2 F9		3-0 2B 2B		1-3 K		1-1 G6-3		
Gerónimo Gil, R OBP: 0.291, SLG: 0.439 (1, 2)		3-2 BB 1B		1-3 K		1-1 1B		2-1 F7 2B		
Chris Singleton, L OBP: 0.265, SLG: 0.399 (8, PR)										
Brook Fordyce, R OBP: 0.264, SLG: 0.288 (9, 2)										
Mike Bordick, R OBP: 0.303, SLG: 0.354 (1, 6)		4-2 1B BB		4-0 2B 6 1B BB		0-2 F9		2-2 F7		2-3 HBP
Jerry Hairston, R OBP: 0.327, SLG: 0.338 (1, 4)		0-3 K		1-1 6 1B 2B		1-1 F2		2-0 HBP		

Inning Stats	R: 1	H: 2	E: 0	K: 1	S: 11	P: 18	R: 0	H: 1	E: 0	K: 1	S: 7	P: 11	R: 4	H: 5	E: 0	K: 3	S: 17	P: 33	R: 0	H: 1	E: 0	K: 1	S: 12	P: 17	R: 0	H: 0	E: 0	K: 0	S: 5	P: 9	R: 0	H: 0	E: 0	K: 0	S: 3	P: 9	R: 0	H: 1	E: 0	K: 0	S: 8	P: 15	R: 0	H: 0	E: 0	K: 0	S: 6	P: 8	R: 1	H: 1	E: 0	K: 0	S: 3	P: 5	1B: 5	2B: 6	3B: 0	HR: 1	SF: 0	SAC: 0	DP: 1	HBP: 1	WP: 1	PA: 41
--------------	------	------	------	------	-------	-------	------	------	------	------	------	-------	------	------	------	------	-------	-------	------	------	------	------	-------	-------	------	------	------	------	------	------	------	------	------	------	------	------	------	------	------	------	------	-------	------	------	------	------	------	------	------	------	------	------	------	------	-------	-------	-------	-------	-------	--------	-------	--------	-------	--------

PITCHER	IP	WLS	BF	H	R	ER	SO	BB	IBB	HBP	BLK	WP	HR	S	P	ERA	WHIP
Kevin Pickford, L ERA: 5.52 (1, 1)	3.2		21	9	5	5	6	2	0	0	0	1	0	48	85	12.27	3.000
Rodney Myers, R ERA: 3.6 (4, 1)	3.1		11	1	0	0	2	1	0	0	0	0	0	23	40	0.00	0.600
Steve Reed, R ERA: 1.95 (8, 1)	2.0		8	1	0	0	0	0	0	1	0	0	0	14	23	0.00	0.500
58 J.J. Trujillo, R ERA: (10, 1)	0.0	L	1	1	1	1	0	0	0	0	0	0	1	3	5	∞	∞

Batter	1	2	3	4	5	6	7	8	9	AB R H RBI BB SO LOB	TOP
<b>Mark Kotsay, L</b> (1, 8) <small>OBP: 0.385, SLG: 0.474</small>	0-0 F7		0-2 1B 2B		2-0 L3			2-1 G4-3		4 1 1 0 0 0 0	<b>San Diego Padres @ Baltimore Orioles</b> <b>Oriole Park at Camden Yards, Baltimore, MD</b> <small>Wed Jun 12 2002, 3:05 PM EDT</small> <small>Att. 28,272 - Cloudy - 95 F</small>
<b>D'Angelo Jimenez, S</b> (1, 5) <small>OBP: 0.307, SLG: 0.306</small>	4-0 BB		1-3		2-1 G4-3			1-2 F8		3 0 0 0 1 1 3	
<b>Ryan Klesko, L</b> (1, 10) <small>OBP: 0.431, SLG: 0.580</small>	0-0 F8		4-0 1B IBB		1-1 F9			1-2 F8		3 0 0 0 1 0 1	
<b>Ray Lankford, L</b> (1, 7) <small>OBP: 0.351, SLG: 0.322</small>	2-3		0-0 1B		0-3			1-2 G1-3		4 0 1 2 0 2 1	
<b>Bubba Trammell, R</b> (1, 9) <small>OBP: 0.325, SLG: 0.361</small>		0-0 F9	0-0 F7		4-2 G6-4-3 BB			1-1 G5-3		3 0 0 0 1 0 2	
<b>Kevin Barker, L</b> (1, 3) <small>OBP: 0.250, SLG: 0.250</small>		0-0 F7		0-0 G3 S 1B		0-1 G6-4-3		2-0 G3		4 0 1 0 0 0 1	
<b>Deivi Cruz, R</b> (1, 6) <small>OBP: 0.307, SLG: 0.396</small>		1-1 G6-3		0-0 F7			1-1 G1-6-3 1B			3 0 1 0 0 0 1	
<b>Tom Lampkin, L</b> (1, 2) <small>OBP: 0.275, SLG: 0.300</small>			2-3		1-2 G3		0-1 G1-6-3			3 0 0 0 0 1 2	
<b>Ramón Vázquez, L</b> (1, 4) <small>OBP: 0.313, SLG: 0.323</small> <b>Julius Matos, R</b> (3, PR) <small>OBP: 0.300, SLG: 0.450</small>			3-1 2B 1B		1-3 K		2-2 F8			1 0 1 0 0 0 0 2 1 0 0 0 1 1	
<b>Inning Stats</b>	R: 0 H: 0 E: 0 LOB: 1 K: 1 BB: 1 S: 5 P: 11	R: 0 H: 0 E: 0 LOB: 0 K: 0 BB: 0 S: 4 P: 5	R: 2 H: 3 E: 0 LOB: 2 K: 2 BB: 1 S: 14 P: 24	R: 0 H: 1 E: 0 LOB: 1 K: 1 BB: 0 S: 9 P: 11	R: 0 H: 0 E: 0 LOB: 0 K: 0 BB: 0 S: 5 P: 10	R: 0 H: 0 E: 0 LOB: 0 K: 1 BB: 1 S: 8 P: 12	R: 0 H: 1 E: 0 LOB: 0 K: 0 BB: 0 S: 7 P: 10	R: 0 H: 0 E: 0 LOB: 0 K: 0 BB: 0 S: 8 P: 12	R: 0 H: 0 E: 0 LOB: 0 K: 0 BB: 0 S: 7 P: 11	1B: 4 SF: 0 2B: 1 SAC: 0 3B: 0 DP: 2 HR: 0 HBP: 0	WP: 0 PA: 33 PB: 0 SB: 1 CS: 0
<b>PITCHER</b> <b>Rodrigo Lopez, R</b> (1, 1) <small>ERA: 2.45</small>	IP WLS BF H R ER SO BB IBB HBP BLK WP HR S P ERA WHIP										
	9.0 L 33 5 2 2 5 2 1 0 0 0 0 0 67 106 2.00 0.778										

AB	30
R	2
H	5
RBI	2
BB	3
SO	5
LOB	12



Batter	1	2	3	4	5	6	7	8	9	AB	R	H	RBI	BB	SO	LOB
6 Melvin Mora, R OBP: 0.347, SLG: 0.412 Mike Bordick, R OBP: 0.307, SLG: 0.358	0-2 G1-3		0-3 K			1-3 K		3-2 1B		3	0	0	0	0	2	0
Gary Matthews, S OBP: 0.346, SLG: 0.415	1-1 G4-3			1-0 P6		0-2 F8		2-2 G3		4	0	0	0	0	0	1
Chris Singleton, L OBP: 0.264, SLG: 0.396	3-2 G3			0-2 G4-3		1-3 K			1-2 31 BB 1B	4	0	1	0	0	1	0
Jeff Conine, R OBP: 0.287, SLG: 0.435		2-1 G5-3		1-2 1B		1-2 F9		2-3 K		4	0	1	0	0	1	1
31 Jay Gibbons, L OBP: 0.345, SLG: 0.480		2-1 BB 1B		0-0 F7		1-1 2B		4-2 BB		3	0	2	0	1	0	1
Tony Batista, R OBP: 0.345, SLG: 0.567		4-1 21 G6-4-3 BB		1-2 1B	1-2 21 S 1B	0-2 G5-3		1-0 P3		3	0	1	0	1	0	3
21 Marty Cordova, R OBP: 0.322, SLG: 0.441		0-0 G6-4-3		3-3 K	1-2 K	0-3 K		0-3 K		4	0	0	0	0	3	6
Brook Fordyce, R OBP: 0.271, SLG: 0.274			0-3 K		0-1 F7			1-0 F9		3	0	0	0	0	1	1
Jerry Hairston, R OBP: 0.320, SLG: 0.331			0-3 K		0-1 L3			1-0 F7		3	0	0	0	0	1	1

<b>Inning Stats</b>	R: 0 E: 0 K: 0 S: 8	H: 0 LOB: 0 BB: 0 P: 12	R: 0 E: 0 K: 0 S: 6	H: 1 LOB: 1 BB: 1 P: 14	R: 0 E: 0 K: 3 S: 9	H: 0 LOB: 0 BB: 0 P: 9	R: 0 E: 0 K: 0 S: 9	H: 1 LOB: 1 BB: 0 P: 11	R: 0 E: 0 K: 1 S: 10	H: 1 LOB: 1 BB: 0 P: 14	R: 0 E: 0 K: 2 S: 11	H: 0 LOB: 0 BB: 0 P: 13	R: 0 E: 0 K: 1 S: 11	H: 1 LOB: 1 BB: 0 P: 13	R: 0 E: 0 K: 0 S: 10	H: 1 LOB: 1 BB: 0 P: 17	R: 0 E: 0 K: 2 S: 14	H: 1 LOB: 2 BB: 1 P: 22	1B: 5 2B: 1 3B: 0 HR: 0	SF: 0 SAC: 0 DP: 1 HBP: 0	WP: 0 PB: 0 SB: 1 CS: 0	PA: 34
<b>PITCHER</b>	IP	WLS	BF	H	R	ER	SO	BB	IBB	HBP	BLK	WP	HR	S	P	ERA	WHIP					
Brian Lawrence, R ERA: 3.08	(1, 1)	8.0	W	29	5	0	0	7	1	0	0	0	0	74	103	0.00	0.750					
Trevor Hoffman, R ERA: 1.17	(9, 1)	1.0	S	5	1	0	2	1	0	0	0	0	0	14	22	0.00	2.000					

**BOTTOM**

**San Diego Padres @ Baltimore Orioles**  
**Oriole Park at Camden Yards, Baltimore, MD**

Wed Jun 12 2002, 3:05 PM EDT  
 Att. 28,272 - Cloudy - 95 F

livebaseballscores.com

<b>AB</b>	<b>32</b>
<b>R</b>	<b>0</b>
<b>H</b>	<b>6</b>
<b>RBI</b>	<b>0</b>
<b>BB</b>	<b>2</b>
<b>SO</b>	<b>9</b>
<b>LOB</b>	<b>14</b>



Batter	1	2	3	4	5	6	7	8	9	AB R H RBI BB SO LOB	TOP	
51 Ichiro Suzuki, L (1, 9) OBP: 0.443, SLG: 0.481	1-1 G6-3	4-0 IBB		0-1 G5-3		0-2 G5-3 SF7 2B		3-2 G3		4 1 1 0 1 0 0		
Desi Relaford, S (1, 5) OBP: 0.380, SLG: 0.369	1-1 1B S	0-0 1B		0-1 2B G4-3 1B		1-2 G5-3		2-3 K		5 2 3 1 0 1 1		
John Olerud, L (1, 3) OBP: 0.409, SLG: 0.520	4-2 G3-1 1B BB	0-1 SF7		2-1 G4-3 2B		1-2 SF7		4-2 BB BB		1 1 1 2 2 0 0		
Ruben Sierra, S (1, 7) OBP: 0.364, SLG: 0.483 Mike Cameron, R (8, PR) OBP: 0.336, SLG: 0.438 (8, 8)	3-1 G3-1 1B	1-1 F2		2-0 G4-3		2-0 1B		4-1 BB		4 0 2 2 1 0 3 0 0 0 0 0 0 0		
Carlos Guillen, S (1, 6) OBP: 0.361, SLG: 0.497	1-0 G3-1		1-0 FC4-6 1B		0-0 2B		2-3 K		0-3 K	5 0 2 1 0 2 5		
Bret Boone, R (1, 4) OBP: 0.305, SLG: 0.384	2-1 G6-3		0-1 FC4-6 1B		3-2 G4-3		0-0 G6-3		1-0 G6-3	5 0 0 0 0 0 4		
Mark McLemore, S (1, 8) OBP: 0.374, SLG: 0.432 (8, 7)		4-0 SH1-4 1B BB	2-3 K		2-2 P6		4-1 CS BB		4-2 BB	2 1 0 0 3 1 1		
Ben Davis, S (1, 2) OBP: 0.336, SLG: 0.344		1-2 1B SH1-4 SF7 1B	4-0 IBB		0-1 F5		2-2 1B		2-3 K	4 1 2 0 1 1 1		
Freddy Garcia, R (1, 1) Arthur Rhodes, L (7, 1) Edgar Martinez, R (9, PH) OBP: 0.348, SLG: 0.289 Kazuhiro Sasaki, R (9, 1)		0-0 SH1-4	2-1 G3		1-0 G3		0-3 K		0-3 K	3 0 0 0 0 1 3 0 0 0 0 0 0 0 1 0 0 0 0 1 1 0 0 0 0 0 0 0		
<b>Inning Stats</b>	R: 1 H: 2 E: 0 LOB: 2 K: 0 BB: 1 S: 11 P: 23	R: 2 H: 2 E: 0 LOB: 2 K: 0 BB: 2 S: 10 P: 20	R: 0 H: 1 E: 1 LOB: 2 K: 1 BB: 1 S: 8 P: 17	R: 2 H: 3 E: 0 LOB: 1 K: 0 BB: 0 S: 12 P: 19	R: 0 H: 0 E: 0 LOB: 0 K: 0 BB: 0 S: 6 P: 9	R: 1 H: 2 E: 0 LOB: 1 K: 1 BB: 0 S: 14 P: 20	R: 0 H: 1 E: 0 LOB: 1 K: 1 BB: 1 S: 10 P: 16	R: 0 H: 0 E: 0 LOB: 2 K: 2 BB: 2 S: 13 P: 26	R: 0 H: 0 E: 0 LOB: 1 K: 2 BB: 1 S: 11 P: 18	1B: 8 SF: 2 2B: 3 SAC: 1 3B: 0 DP: 0 HR: 0 HBP: 0	WP: 0 PA: 45 PB: 0 SB: 1 CS: 1	
<b>PITCHER</b>	IP WLS BF H R ER SO BB IBB HBP BLK WP HR S P ERA WHIP											
Brett Tomko, R (1, 1) ERA: 3.66	5.0 L 27 8 5 5 1 2 2 0 0 0 0 0 47 88 9.00 2.000											
Kevin Pickford, L (6, 1) ERA: 5.4	2.0 9 3 1 1 2 1 0 0 0 0 0 0 24 36 4.50 2.000											
58 J.J. Trujillo, R (8, 1) ERA: 6.75	1.1 6 0 0 0 2 2 0 0 0 0 0 0 14 28 0.00 1.500											
Alan Embree, L (9, 1) ERA: 1.54	0.2 3 0 0 0 2 1 0 0 0 0 0 0 10 16 0.00 1.500											

Seattle Mariners @ San Diego Padres  
Qualcomm Stadium, San Diego, CA  
Fri Jun 14 2002, 10:05 PM EDT  
Att. 26,098 - Sunny - 70 F

livebaseballscorecards.com

AB 34  
R 6  
H 11  
RBI 6  
BB 8  
SO 7  
LOB 19



Batter	1	2	3	4	5	6	7	8	9	AB R H RBI BB SO LOB
Mark Kotsay, L OBP: 0.387, SLG: 0.473 (1, 8)	4-2 G3 G3-1 BB		0-0 G3 1B		1-0 F7		2-2 CS 1-2	1-2 F5		3 1 1 0 1 0 0
D'Angelo Jimenez, S OBP: 0.302, SLG: 0.302 (1, 4)	2-2 G3-1 1-2		3-2 G3 1-2		3-3 K			0-3 K		4 0 0 0 0 2 2
Ryan Klesko, L OBP: 0.429, SLG: 0.574 (1, 3)	0-1 G3 2-3		2-2 HR 1B			0-0 G5-3		1-2 F8		4 1 1 1 0 0 1
Ray Lankford, L OBP: 0.349, SLG: 0.340 (1, 7)	1-1 G1-3		1-1 HR			1-1 G6-3			1-3 K	4 1 1 2 0 1 1
Bubba Trammell, R OBP: 0.328, SLG: 0.371 (1, 9)		0-2 1B	1-2 F7			1-1 2B		0-1 F9		4 0 2 0 0 0 0
Deivi Cruz, R OBP: 0.301, SLG: 0.388 (1, 6)		0-3 K		0-3 K		2-3 K		0-0 G6-3		4 0 0 0 0 3 2
Tom Lampkin, L OBP: 0.270, SLG: 0.293 (1, 2)		1-3 K		1-1 G4-3			1-1 P6			3 0 0 0 0 1 1
Julius Matos, R OBP: 0.261, SLG: 0.391 (1, 5)		2-3 K		1-3 K			1-0 G4-3			3 0 0 0 0 2 1
Brett Tomko, R OBP: 0.194, SLG: 0.258 Gene Kingsale, S OBP: 0.590, SLG: 0.500 Kevin Pickford, L OBP: 0.268, SLG: 0.243 Trenidad Hubbard, R OBP: 0.268, SLG: 0.243 58 J.J. Trujillo, R OBP: 0.268, SLG: 0.243 Alan Embree, L OBP: 0.268, SLG: 0.243 (1, 1) (5, PH) (6, 1) (7, PH) (8, 1) (9, 1)			1-3 K		2-0 F8		4-0 CS BB			1 0 0 0 0 0 1 0 1 0 1 0 0 0 0 0 0 0 0 0 0 0 0 0 0 0 0 0 0

Inning Stats	R: 0 E: 0 K: 0 S: 9	H: 0 LOB: 1 BB: 1 P: 16	R: 0 E: 0 K: 3 S: 14	H: 1 LOB: 1 BB: 0 P: 17	R: 3 E: 0 K: 1 S: 19	H: 3 LOB: 0 BB: 0 P: 27	R: 0 E: 0 K: 2 S: 8	H: 0 LOB: 0 BB: 0 P: 10	R: 0 E: 0 K: 1 S: 5	H: 0 LOB: 0 BB: 0 P: 11	R: 0 E: 0 K: 1 S: 9	H: 1 LOB: 1 BB: 0 P: 13	R: 0 E: 0 K: 0 S: 5	H: 0 LOB: 0 BB: 1 P: 13	R: 0 E: 0 K: 1 S: 10	H: 0 LOB: 0 BB: 0 P: 12	R: 0 E: 0 K: 1 S: 6	H: 0 LOB: 0 BB: 0 P: 7	1B: 3 2B: 1 3B: 0 HR: 1	SF: 0 SAC: 0 DP: 0 HBP: 0	WP: 0 PB: 0 SB: 0 CS: 1	PA: 34
--------------	------------------------------	----------------------------------	-------------------------------	----------------------------------	-------------------------------	----------------------------------	------------------------------	----------------------------------	------------------------------	----------------------------------	------------------------------	----------------------------------	------------------------------	----------------------------------	-------------------------------	----------------------------------	------------------------------	---------------------------------	----------------------------------	------------------------------------	----------------------------------	--------

PITCHER	IP	WLS	BF	H	R	ER	SO	BB	IBB	HBP	BLK	WP	HR	S	P	ERA	WHIP
Freddy Garcia, R ERA: 3.25 (1, 1)	6.2	W	27	5	3	3	8	2	0	0	0	0	1	67	103	4.05	1.050
Arthur Rhodes, L ERA: 3.75 (7, 1)	1.1	H	3	0	0	0	1	0	0	0	0	0	0	12	16	0.00	0.000
Kazuhiro Sasaki, R ERA: 0.38 (9, 1)	1.0	S	3	0	0	0	1	0	0	0	0	0	0	6	7	0.00	0.000

**BOTTOM**

**Seattle Mariners @ San Diego Padres**  
Qualcomm Stadium, San Diego, CA

livebaseballscorecards.com

<b>AB</b>	<b>31</b>
<b>R</b>	<b>3</b>
<b>H</b>	<b>5</b>
<b>RBI</b>	<b>3</b>
<b>BB</b>	<b>2</b>
<b>SO</b>	<b>10</b>
<b>LOB</b>	<b>8</b>



Fri Jun 14 2002, 10:05 PM EDT  
Att. 26,098 - Sunny - 70 F

Batter	1	2	3	4	5	6	7	8	9	AB R H RBI BB SO LOB	TOP			
51 Ichiro Suzuki, L (1, 9) OBP: 0.443, SLG: 0.477	2-2 G1-3		4-1 BB		2-2 1B CS 1B		1-2 E5 BB 1B		2-2 G4-3	4 0 1 0 1 0 1				
Jeff Cirillo, R (1, 5) 23 Luis Ugueto, S (9, PR) OBP: 0.291, SLG: 0.336 OBP: 0.273, SLG: 0.111	1-1 G6-3		0-2 F9		3-1 1B		2-2 BB 1B		0-1 1B	5 0 3 0 0 0 1 0 0 0 0 0 0 0				
John Olerud, L (1, 3) OBP: 0.413, SLG: 0.517	4-2 BB		1-1 P5		2-2 CS 3-H	1-1 FC5-4 1B	4-2 BB		2-1 F9	3 0 1 0 2 0 3				
Carlos Guillen, S (1, 6) Ruben Sierra, S (7, PH) Ryan Franklin, R (7, 1) Edgar Martinez, R (9, PH) OBP: 0.356, SLG: 0.490 OBP: 0.363, SLG: 0.481	3-1 F8		3-2 F8			0-0 F8	3-2 G5-3		1-3 K	3 0 0 0 0 0 3 1 0 0 0 0 0 3 0 0 0 0 0 0 0 1 0 0 0 0 1 2				
Mike Cameron, R (1, 8) OBP: 0.331, SLG: 0.430		0-0 G6-3		0-3 K		0-0 FC5-4 1-2f		1-3 K		4 0 0 0 0 2 1				
Bret Boone, R (1, 4) OBP: 0.304, SLG: 0.386		2-2 1B 2B		0-3 K		2-2 E5 1-3		1-1 L3		4 1 1 0 0 1 1				
Mark McLemore, S (1, 7) OBP: 0.372, SLG: 0.429		1-2 F7		2-0 G3		0-2 F8		3-1 1B		4 0 1 0 0 0 3				
Dan Wilson, R (1, 2) Ben Davis, S (8, PH) OBP: 0.340, SLG: 0.368 OBP: 0.333, SLG: 0.340		0-2 2-H 1B		1-1 L6			1-1 G6-3		0-1 F3	3 0 1 1 0 0 0 1 0 0 0 0 0 1				
Rafael Soriano, R (1, 1) Desi Relaford, S (7, PH) OBP: 0.382, SLG: 0.366		2-2 G6-3		1-2 G1-3			3-3 K		4-2 1B 51 G4-3 BB	2 0 0 0 0 0 1 1 0 0 0 1 1 0				
<b>Inning Stats</b>	R: 0 H: 0 E: 0 LOB: 1 K: 0 BB: 1 S: 10 P: 20	R: 1 H: 2 E: 0 LOB: 1 K: 0 BB: 0 S: 17 P: 22	R: 0 H: 0 E: 0 LOB: 1 K: 2 BB: 1 S: 9 P: 17	R: 0 H: 0 E: 0 LOB: 0 K: 2 BB: 0 S: 8 P: 10	R: 0 H: 2 E: 0 LOB: 1 K: 0 BB: 0 S: 12 P: 21	R: 0 H: 1 E: 1 LOB: 2 K: 0 BB: 0 S: 12 P: 15	R: 0 H: 1 E: 1 LOB: 3 K: 1 BB: 1 S: 19 P: 33	R: 0 H: 1 E: 0 LOB: 1 K: 1 BB: 0 S: 9 P: 14	R: 0 H: 1 E: 0 LOB: 2 K: 1 BB: 1 S: 13 P: 22	1B: 7 SF: 0 2B: 1 SAC: 0 3B: 0 DP: 0 HR: 0 HBP: 0	WP: 0 PA: 41 PB: 0 SB: 0 CS: 1			
<b>PITCHER</b>	IP WLS BF H R ER SO BB IBB HBP BLK WP HR S P ERA WHIP												<b>PITCHER</b>	IP WLS BF H R ER SO BB IBB HBP BLK WP HR S P ERA WHIP
Bobby Jones, R (1, 1) ERA: 5.34	6.2 W 27 5 1 1 3 2 0 0 0 0 0 0 74 115 1.35 1.050													
Alan Embree, L (7, 1) ERA: 1.52	0.1 H 4 1 0 0 0 1 0 0 0 0 0 0 13 23 0.00 6.000													
Steve Reed, R (8, 1) ERA: 1.91	0.2 H 3 1 0 0 1 0 0 0 0 0 0 0 7 12 0.00 1.500													
Trevor Hoffman, R (8, 1) ERA: 1.11	1.1 S 6 1 0 0 1 1 0 0 0 0 0 0 15 24 0.00 1.500													

Seattle Mariners @ San Diego Padres  
Qualcomm Stadium, San Diego, CA

AB	36
R	1
H	8
RBI	1
BB	4
SO	5
LOB	20



Sat Jun 15 2002, 10:05 PM EDT  
Att. 39,001 - Sunny - 72 F

livebaseballscorecards.com



Batter	1	2	3	4	5	6	7	8	9
Mark Kotsay, L (1, 8) OBP: 0.381, SLG: 0.465	0-0 F8		1-1 G4-3		0-0 F5		1-3 K		
Deivi Cruz, R (1, 6) OBP: 0.296, SLG: 0.381	0-1 G4-3		0-1 G5-3		0-0 F8		0-2 F9		
Ryan Klesko, L (1, 3) OBP: 0.422, SLG: 0.563	2-0 F5		2-1 F9		0-0 G4-3			0-0 G3	
Ray Lankford, L (1, 7) OBP: 0.352, SLG: 0.351		2-2 1B 2B		2-3 K		0-0 FC4-6 1B		3-3 K	
Bubba Trammell, R (1, 9) OBP: 0.328, SLG: 0.370 Alan Embree, L (7, 1) Steve Reed, R (8, 1) Trenidad Hubbard, R (8, 9) OBP: 0.277, SLG: 0.267		1-0 FC5-4 BB 1B		0-0 P6		2-3 K		1-1 2B	
Wiki Gonzalez, R (1, 2) OBP: 0.360, SLG: 0.333		4-2 FC5-4 BB 1B		0-0 1B		1-2 FC4-6 3B		4-2 BB	
D'Angelo Jimenez, S (1, 5) OBP: 0.305, SLG: 0.313		0-1 FC5-4 1B CS		1-0 1B		0-0 1B		2-3 K	
Julius Matos, R (1, 4) OBP: 0.269, SLG: 0.385		2-2 CS 1B		1-3 K		2-3 K			
Bobby Jones, R (1, 1) OBP: 0.158, SLG: 0.158 Gene Kingsale, S (7, 9) OBP: 0.400, SLG: 0.400 Trevor Hoffman, R (8, 1)		2-2 G5-3			1-1 1B		0-0 B5-3		

AB	R	H	RBI	BB	SO	LOB
4	0	0	0	0	1	1
4	0	0	0	0	0	1
4	0	0	0	0	0	1
4	1	2	0	0	2	0
3	1	1	1	0	1	1
0	0	0	0	0	0	0
0	0	0	0	0	0	0
1	0	1	0	0	0	0
2	1	1	0	2	0	1
4	0	2	1	0	1	4
3	0	1	1	0	2	3
2	0	1	0	0	0	2
1	0	0	0	0	0	0
0	0	0	0	0	0	0


WP	HR	S	P	ERA	WHIP
0	0	0	0	0.00	1.000
0	0	0	0	4.50	1.500

Inning Stats	R	H	E	K	S	H	LOB	BB	P	R	H	E	K	S	H	LOB	BB	P	R	H	E	K	S	H	LOB	BB	P	R	H	E	K	S	H	LOB	BB	P	
Rafael Soriano, R (1, 1) ERA: 3.75	6.0	8	0	0	26	3	3	4	1	0	0	0	0	51	77	0	0	0	0	0	0	0	0	0	0	0	0	0	0	0	0	0	0	0	0	0	0
Ryan Franklin, R (7, 1) ERA: 3.47	2.0	1	0	0	8	0	0	3	1	0	0	0	0	20	31	0	0	0	0	0	0	0	0	0	0	0	0	0	0	0	0	0	0	0	0	0	0

**Seattle Mariners @ San Diego Padres**  
Qualcomm Stadium, San Diego, CA

Sat Jun 15 2002, 10:05 PM EDT  
Att: 39,001 - Sunny - 72 F

AB	32
R	3
H	9
RBI	3
BB	2
SO	7
LOB	14



Batter	1	2	3	4	5	6	7	8	9	AB R H RBI BB SO LOB	TOP		
<b>51 Ichiro Suzuki, L</b> OBP: 0.445, SLG: 0.480 (1, 9)	2-3 K		3-1 BB 1B	2-2 1-3 1B			0-0 1B BB 1B		0-3 K	5 1 3 0 0 2 0			
<b>Jeff Cirillo, R</b> OBP: 0.289, SLG: 0.330 (1, 5)	2-3 K		4-1 1-2 BB	2-1 F7			3-2 1-2 BB 1B		2-3 K	4 0 0 0 1 2 3			
<b>Bret Boone, R</b> OBP: 0.303, SLG: 0.383 (1, 4)	0-1 G6-3		0-2 F8		2-1 F9		1-2 1-2 BB 1B		1-3 K	5 0 1 0 0 1 2			
<b>Ruben Sierra, S</b> OBP: 0.358, SLG: 0.474 (1, 7)		1-2 F7	1-3 K		1-3 K		4-2 1-2 2-3 3-H BB			3 0 0 0 0 2 2			
<b>Shigetoshi Hasegawa, R</b> OBP: 0.359, SLG: 0.490 (7, PH) (7, 6)										0 0 0 0 0 0 0			
<b>John Olerud, L</b> OBP: 0.411, SLG: 0.511 (1, 3)		4-0 BB WP		3-1 G4-3	1-1 G3-1		1-3 K			3 0 0 0 1 1 3			
<b>Mike Cameron, R</b> OBP: 0.335, SLG: 0.428 (1, 8)		4-1 BB		4-2 BB HR		0-1 L9	0-0 G4-3			1 1 0 0 2 0 0			
<b>Ben Davis, S</b> OBP: 0.330, SLG: 0.337 (7, PH)		1-2 BB								1 0 0 0 0 0 3			
<b>John Halama, L</b> OBP: 0.359, SLG: 0.490 (7, 6)										0 0 0 0 0 0 0			
<b>Dan Wilson, R</b> OBP: 0.336, SLG: 0.386 (1, 2)		0-3 K		1-1 1-H HR		1-2 G1-3		2-1 G6-3		4 1 1 2 0 1 2			
<b>Desi Relaford, S</b> OBP: 0.372, SLG: 0.354 (1, 6) (7, 7)		1-3 K		2-1 L3		1-2 G3-1		3-2 G4-3		4 0 0 0 0 1 2			
<b>Jamie Moyer, L</b> OBP: 0.500, SLG: 0.500 (1, 1)			2-3 K	3-2 51 1B 51 PB 1B			3-3 K	1-0 F8		2 0 1 0 0 1 0			
<b>Mark McLemore, S</b> OBP: 0.369, SLG: 0.424 (5, 7) (7, 8)										2 0 0 0 0 1 0			
<b>Inning Stats</b>	R: 0 E: 0 K: 2 S: 8 H: 0 LOB: 0 BB: 0 P: 12	R: 0 E: 0 K: 2 S: 10 H: 0 LOB: 2 BB: 2 P: 20	R: 0 E: 0 K: 2 S: 15 H: 1 LOB: 2 BB: 1 P: 25	R: 2 E: 0 K: 0 S: 18 H: 3 LOB: 2 BB: 1 P: 35	R: 0 E: 0 K: 1 S: 11 H: 0 LOB: 0 BB: 0 P: 15	R: 0 E: 0 K: 0 S: 8 H: 0 LOB: 0 BB: 0 P: 10	R: 1 E: 1 K: 2 S: 16 H: 2 LOB: 3 BB: 1 P: 28	R: 0 E: 0 K: 0 S: 6 H: 0 LOB: 0 BB: 0 P: 12	R: 0 E: 0 K: 3 S: 11 H: 0 LOB: 0 BB: 0 P: 14	1B: 5 2B: 0 3B: 0 HR: 1 SF: 0 SAC: 0 DP: 0 HBP: 0	WP: 1 PB: 1 SB: 0 CS: 0 PA: 39		
<b>PITCHER</b>	IP WLS BF H R ER SO BB IBB HBP BLK WP HR S P ERA WHIP											<b>PITCHER</b>	IP WLS BF H R ER SO BB IBB HBP BLK WP HR S P ERA WHIP
<b>Oliver Pérez, L</b> ERA: 3.6 (1, 1)	5.0 W 23 4 2 2 7 4 0 0 0 1 1 62 107 3.60 1.600											<b>Trevor Hoffman, R</b> ERA: 1.07 (9, 1)	1.0 S 3 0 0 0 3 0 0 0 0 0 0 0 11 14 0.00 0.000
<b>Rodney Myers, R</b> ERA: 3.18 (6, 1)	1.1 H 6 1 1 0 1 0 0 0 0 0 0 0 15 23 0.00 0.750												
<b>58 J.J. Trujillo, R</b> ERA: 6.75 (7, 1)	0.0 2 1 0 0 0 1 0 0 0 0 0 0 5 10 ∞ ∞												
<b>Alan Embree, L</b> ERA: 1.5 (7, 1)	0.1 H 1 0 0 0 1 0 0 0 0 0 0 0 3 4 0.00 0.000												
<b>Steve Reed, R</b> ERA: 1.82 (7, 1)	1.1 H 4 0 0 0 0 0 0 0 0 0 0 0 7 13 0.00 0.000												

**Seattle Mariners @ San Diego Padres**  
Qualcomm Stadium, San Diego, CA  
Sun Jun 16 2002, 5:00 PM EDT  
Att. 30,784 - Sunny - 77 F

livebaseballscorecards.com

<b>AB</b>	<b>34</b>
<b>R</b>	<b>3</b>
<b>H</b>	<b>6</b>
<b>RBI</b>	<b>3</b>
<b>BB</b>	<b>5</b>
<b>SO</b>	<b>12</b>
<b>LOB</b>	<b>17</b>



Batter	1	2	3	4	5	6	7	8	9	AB	R	H	RBI	BB	SO	LOB
Mark Kotsay, L OBP: 0.379, SLG: 0.461 (1, 8)	2-2 1B 2B 1B		1-1 F7		1-0 F9		2-1 G3-1			4	1	1	0	0	0	1
Deivi Cruz, R OBP: 0.295, SLG: 0.376 (1, 6)	0-1 L9		1-3 K		0-0 F7		4-1 BB			3	0	0	0	1	1	2
Ryan Klesko, L OBP: 0.427, SLG: 0.567 (1, 3)	1-2 2B 1B			0-0 G2-5-3 1B 1B	0-2 E7 1B		1-0 G3			4	0	3	0	0	0	1
Bubba Trammell, R OBP: 0.333, SLG: 0.381 (1, 9)	2-2 1B			0-1 G2-5-3 1B	2-1 F8			1-3 K		3	1	2	1	0	0	1
Rodney Myers, R (6, 1)										0	0	0	0	0	0	0
58 J.J. Trujillo, R (7, 1)										0	0	0	0	0	0	0
Alan Embree, L (7, 1)										0	0	0	0	0	0	0
Ray Lankford, L OBP: 0.350, SLG: 0.349 (7, 7)	1-H 2-H 2B			1-2 HR 1B						1	0	0	0	0	1	0
Ron Gant, R OBP: 0.320, SLG: 0.451 (1, 7)	3-3 K			0-0 G2-5-3		0-1 G5-3		4-2 FC6-4 BB		3	0	0	0	0	1	3
Steve Reed, R (7, 1)										0	0	0	0	0	0	0
Kevin Barker, L OBP: 0.400, SLG: 0.250 (8, PH)										0	0	0	0	1	0	0
Trevor Hoffman, R (9, 1)										0	0	0	0	0	0	0
Trenidad Hubbard, R OBP: 0.279, SLG: 0.260 (1, 4)		1-0 F9		4-1 HR BB		0-0 G5-3		2-1 FC6-4		2	1	0	0	1	0	0
Julius Matos, R OBP: 0.259, SLG: 0.370 (7, 4)								1-2f		1	0	0	0	0	0	1
Wiki Gonzalez, R OBP: 0.380, SLG: 0.385 (1, 2)			4-2 G6-4-3 BB		0-1 HR		4-0 BB		0-1 F8	2	1	1	3	2	0	1
D'Angelo Jimenez, S OBP: 0.302, SLG: 0.309 (1, 5)		2-2 G6-4-3		1-0 G4-3		1-2 G5-3				3	0	0	0	0	0	2
Oliver Pérez, L (1, 1)			1-0 L7		2-2 E 1B 1B		0-0 F8			1	0	0	0	0	0	0
Gene Kingsale, S OBP: 0.429, SLG: 0.429 (5, PH) (6, 9)										2	1	1	0	0	0	0

Inning Stats	R: 1	H: 3	E: 0	K: 1	S: 14	H: 3	LOB: 1	BB: 0	P: 22	R: 0	H: 0	E: 0	K: 0	S: 6	H: 0	LOB: 0	BB: 1	P: 13	R: 0	H: 0	E: 0	K: 1	S: 6	R: 3	H: 3	E: 0	K: 0	S: 8	R: 1	H: 2	E: 1	K: 0	S: 10	R: 0	H: 0	E: 0	K: 0	S: 6	R: 0	H: 0	E: 0	K: 0	S: 5	R: 0	H: 0	E: 0	K: 1	S: 10	H: 0	LOB: 1	BB: 1	P: 16	1B: 6	SF: 0	2B: 1	SAC: 0	3B: 0	DP: 2	HR: 1	HBP: 0	WP: 0	PA: 34
--------------	------	------	------	------	-------	------	--------	-------	-------	------	------	------	------	------	------	--------	-------	-------	------	------	------	------	------	------	------	------	------	------	------	------	------	------	-------	------	------	------	------	------	------	------	------	------	------	------	------	------	------	-------	------	--------	-------	-------	-------	-------	-------	--------	-------	-------	-------	--------	-------	--------


PITCHER	IP	WLS	BF	H	R	ER	SO	BB	IBB	HBP	BLK	WP	HR	S	P	ERA	WHIP
Jamie Moyer, L ERA: 3.71 (1, 1)	4.2	L	21	8	5	4	2	2	0	0	0	0	1	42	68	7.71	2.143
Shigetoshi Hasegawa, R ERA: 1.2 (5, 1)	1.1		5	0	0	0	0	1	0	0	0	0	0	8	15	0.00	0.750
John Halama, L ERA: 2.56 (7, 1)	2.0		8	0	0	0	1	2	0	0	0	0	0	15	28	0.00	1.000

**BOTTOM**

**Seattle Mariners @ San Diego Padres**  
Qualcomm Stadium, San Diego, CA

Sun Jun 16 2002, 5:00 PM EDT  
Att: 30,784 - Sunny - 77 F

AB	29
R	5
H	8
RBI	4
BB	5
SO	3
LOB	12



Batter	1	2	3	4	5	6	7	8	9	AB R H RBI BB SO LOB	TOP											
18 Johnny Damon, L (1, 8) OBP: 0.383, SLG: 0.470	1-2 G4-3		1-1 2B		1-1 F8		2-1 G4-3		3-3 K	5 1 1 0 0 1 0												
Trot Nixon, L (1, 9) OBP: 0.329, SLG: 0.407	2-0 G3-1		0-1 2B		0-1 1B			1-0 1B		4 1 3 1 0 0 0												
Nomar Garciaparra, R (1, 6) OBP: 0.368, SLG: 0.536	2-2 F7		4-0 BB		1-3 K			0-0 1B		3 1 1 0 1 1 1												
Brian Daubach, L (1, 7) (8, 3) OBP: 0.345, SLG: 0.481			1-3 K		1-3 K			3-3 K		4 0 0 0 0 4 4												
Shea Hillenbrand, R (1, 5) OBP: 0.341, SLG: 0.502			1-3 K		0-1 G6-3			0-1 HR		4 1 1 3 0 1 0												
Jason Varitek, S (1, 2) OBP: 0.326, SLG: 0.408			3-1 1B		0-1 FC8-2			3-1 G6-3		4 0 3 0 0 0 0												
Tony Clark, S (1, 3) 49 Tim Wakefield, R (8, 1) Ugueth Urbina, R (9, 1) OBP: 0.263, SLG: 0.300			1-1 G4-3		1-1 E3			0-1 G4-3		4 0 1 0 0 0 2												
Lou Merloni, R (1, 4) OBP: 0.363, SLG: 0.407			1-2 G1-3		1-0 FC8-2					0 0 0 0 0 0 0												
Rolando Arrojo, R (1, 1) Carlos Baerga, S (7, PH) Willie Banks, R (7, 1) 58 Bryant Nelson, S (8, 7) OBP: 0.333, SLG: 0.250			2-3 K		0-3 K					0 0 0 0 0 0 0												
										1 0 0 0 0 0 0												
										0 0 0 0 0 0 0												
										1 0 0 0 0 0 0												
<b>Inning Stats</b>	R: 0 E: 0 K: 0 S: 10	H: 0 LOB: 0 BB: 0 P: 15	R: 0 E: 0 K: 2 S: 11	H: 1 LOB: 1 BB: 0 P: 17	R: 1 E: 0 K: 2 S: 14	H: 2 LOB: 2 BB: 1 P: 23	R: 0 E: 1 K: 0 S: 7	H: 2 LOB: 1 BB: 0 P: 9	R: 0 E: 0 K: 2 S: 10	H: 1 LOB: 1 BB: 0 P: 12	R: 0 E: 0 K: 1 S: 10	H: 1 LOB: 1 BB: 0 P: 13	R: 0 E: 0 K: 1 S: 7	H: 0 LOB: 0 BB: 0 P: 10	R: 3 E: 0 K: 1 S: 11	H: 3 LOB: 0 BB: 0 P: 18	R: 0 E: 0 K: 1 S: 7	H: 0 LOB: 0 BB: 0 P: 13	1B: 7 2B: 3 3B: 0 HR: 1	SF: 0 SAC: 0 DP: 1 HBP: 0	WP: 0 PB: 0 SB: 1 CS: 0	PA: 37
<b>PITCHER</b>	IP WLS BF H R ER SO BB IBB HBP BLK WP HR S P ERA WHIP																					
Brian Lawrence, R (1, 1) ERA: 3.21	7.1 L 32 10 4 4 9 1 0 0 0 0 1 76 110 4.91 1.500																					
Alan Embree, L (8, 1) ERA: 1.46	0.2 2 0 0 0 0 0 0 0 0 0 0 4 7 0.00 0.000																					
Jason Middlebrook, R (9, 1) ERA: 5.14	1.0 3 0 0 0 1 0 0 0 0 0 0 7 13 0.00 0.000																					

**Boston Red Sox @ San Diego Padres**  
Qualcomm Stadium, San Diego, CA  
Tue Jun 18 2002, 10:05 PM EDT  
Att. 30,212 - Sunny - 72 F

livebaseballscorecards.com

**AB 36**  
**R 4**  
**H 10**  
**RBI 4**  
**BB 1**  
**SO 10**  
**LOB 9**



Batter	1	2	3	4	5	6	7	8	9	AB R H RBI BB SO LOB
Mark Kotsay, L (1, 8) OBP: 0.381, SLG: 0.470	0-1 G4-3		2-1 G4-3		1-2 CS 2-H 1B			2-2 3B		4 0 2 1 0 0 0
Deivi Cruz, R (1, 6) OBP: 0.294, SLG: 0.373	2-1 CS 1B		0-0 L9		1-2 CS 1-2	1-1 G6-3		1-0 F3		4 0 1 0 0 0 1
Ryan Klesko, L (1, 3) OBP: 0.420, SLG: 0.557	3-3 K 1-2		0-0 G6-3			1-2 G3		0-0 F5		4 0 0 0 0 1 2
Ray Lankford, L (1, 7) OBP: 0.342, SLG: 0.340		0-3 K		2-3 K		1-3 K		2-3 K		4 0 0 0 0 4 0
Bubba Trammell, R (1, 9) OBP: 0.333, SLG: 0.376		4-0 FC4-6 1B WP BB		2-3 K		0-2 G6-3		0-2 DI 1B		2 1 0 0 1 1 0 1 0 1 0 0 0 0
Gene Kingsale, S (8, 9) OBP: 0.500, SLG: 0.500										
Wiki Gonzalez, R (1, 2) OBP: 0.386, SLG: 0.373		4-2 FC4-6 1B BB		0-1 G6-3		4-2 BB		2-3 K		2 0 0 0 2 1 1
D'Angelo Jimenez, S (1, 5) OBP: 0.301, SLG: 0.308		2-0 FC4-6 1B 1-2f 2-3		2-2 G6-3 1B 1B		1-3 K		0-1 F8		4 1 1 0 0 1 4
Julius Matos, R (1, 4) OBP: 0.267, SLG: 0.367		0-1 FC5-4 1B 1-3 3-H		0-3 K		2-2 F9				3 0 1 1 0 1 2
Brian Lawrence, R (1, 1) OBP: 0.278, SLG: 0.226		1-0 FC5-4		0-0 G6-3				0-2 G3		2 0 0 0 0 0 3 0 0 0 0 0 0 0 1 0 0 0 0 0 0 0 0 0 0 0 0 0
Alan Embree, L (8, 1)										
Tom Lampkin, L (8, PH) OBP: 0.268, SLG: 0.290										
Jason Middlebrook, R (9, 1) OBP: 0.400, SLG: 0.400										

Inning Stats	R: 0 E: 0 K: 1 S: 7	H: 1 LOB: 1 BB: 0 P: 12	R: 1 E: 0 K: 1 S: 12	H: 1 LOB: 2 BB: 2 P: 23	R: 0 E: 0 K: 0 S: 4	H: 0 LOB: 0 BB: 0 P: 6	R: 0 E: 0 K: 2 S: 8	H: 0 LOB: 0 BB: 0 P: 12	R: 1 E: 0 K: 1 S: 13	H: 2 LOB: 0 BB: 0 P: 16	R: 0 E: 0 K: 1 S: 9	H: 0 LOB: 0 BB: 0 P: 12	R: 0 E: 0 K: 1 S: 15	H: 0 LOB: 1 BB: 1 P: 22	R: 0 E: 0 K: 0 S: 8	H: 1 LOB: 1 BB: 0 P: 11	R: 0 E: 0 K: 2 S: 12	H: 1 LOB: 1 BB: 0 P: 16	1B: 5 2B: 1 3B: 1 HR: 0	SF: 0 SAC: 0 DP: 1 HBP: 0
--------------	------------------------------	----------------------------------	-------------------------------	----------------------------------	------------------------------	---------------------------------	------------------------------	----------------------------------	-------------------------------	----------------------------------	------------------------------	----------------------------------	-------------------------------	----------------------------------	------------------------------	----------------------------------	-------------------------------	----------------------------------	----------------------------------	------------------------------------

PITCHER	IP	WLS	BF	H	R	ER	SO	BB	IBB	HBP	BLK	WP	HR	S	P	ERA	WHIP
Rolando Arrojo, R (1, 1) ERA: 2.88	6.0		22	4	2	2	6	2	0	0	0	1	0	53	81	3.00	1.000
Willie Banks, R (7, 1) ERA: 5.87	1.0	W	4	0	0	0	1	1	0	0	0	0	0	15	22	0.00	1.000
49 Tim Wakefield, R (8, 1) ERA: 2.57	1.0	H	4	1	0	0	0	0	0	0	0	0	0	8	11	0.00	1.000
Ugueth Urbina, R (9, 1) ERA: 2.05	1.0	S	4	1	0	0	2	0	0	0	0	0	0	12	16	0.00	1.000

**BOTTOM**

**Boston Red Sox @ San Diego Padres**  
Qualcomm Stadium, San Diego, CA

Tue Jun 18 2002, 10:05 PM EDT  
Att: 30,212 - Sunny - 72 F

livebaseballscorecards.com

AB	31
R	2
H	6
RBI	2
BB	3
SO	9
LOB	13



WP	PA	ERA	WHIP
1	35		
0			
0			
2			

Batter	1	2	3	4	5	6	7	8	9	AB R H RBI BB SO LOB	TOP	
Rickey Henderson, R OBP: 0.356, SLG: 0.364 (1, 7) C X	0-1 P6		X 0-0 SF7			C C C X B B 1-3 K		X 0-0 F9		3 0 0 1 0 1 0	<b>Boston Red Sox @ San Diego Padres</b> Qualcomm Stadium, San Diego, CA Wed Jun 19 2002, 10:05 PM EDT Att. 32,974 - Cloudy - 71 F	
18 Johnny Damon, L OBP: 0.381, SLG: 0.471 (1, 8) B B F F C	2-3 K		X 0-0 3-H K			C C C F B B X 1-2 G6-3		B B B B B X 2-3 K		4 0 1 0 0 2 0		
Shea Hillenbrand, R OBP: 0.344, SLG: 0.513 (1, 5) B S B B X	2-1 K		C B X X 1-1 G5-3			B X 1-0 G4-3		B X 1-0 G5-3 3B		4 1 2 0 0 0 1		
Nomar Garciaparra, R OBP: 0.363, SLG: 0.528 (1, 6) C B X X	1-1 G4-3		X 0-0 G4-3			S B B X B B F F X 2-2 F9		X 0-0 G5-3		4 0 0 1 0 0 1		
Carlos Baerga, S OBP: 0.327, SLG: 0.390 (1, 4) B B X X		2-0 G4-3		B B F X 1-2 G1		C B B X B B F F X 1-2 FC4-6 1B		B B C B X 1-3 K		4 0 1 0 0 1 0		
Jose Offerman, S OBP: 0.312, SLG: 0.341 (1, 3) Brian Daubach, L OBP: 0.343, SLG: 0.478 (9, PH) B F B F C		1-1 F8		C B B X B B F F X 2-3 K		B X 1-0 E5 G4-3		B B C C X 1-3 K		3 0 0 0 0 1 1 1 0 0 0 0 1 0		
Trot Nixon, L OBP: 0.329, SLG: 0.406 (1, 9) C B X X		1-1 G6-3		B X 1-0 E5 G4-3		B X 1-2 FC5-4 1B				3 0 1 0 0 0 0		
Doug Mirabelli, R OBP: 0.313, SLG: 0.452 (1, 2) Casey Fossum, L OBP: 0.343, SLG: 0.478 (7, 1) B B S B B X			3-1 SH5-4 SF7 2B		C B B X B B F F X 2-1 G4-3		B B S X B B F F X 1-2 FC5-4			3 1 1 0 0 0 3 0 0 0 0 0 0 0		
Frank Castillo, R OBP: 0.324, SLG: 0.406 (1, 1) Jason Varitek, S OBP: 0.324, SLG: 0.406 (7, 2) F B X B X			1-1 SH5-4		C B B X B B F F X 2-3 K		B X 1-0 G4-3			1 0 0 0 0 1 0 1 0 0 0 0 0 0		
<b>Inning Stats</b>	R: 0 H: 1 E: 0 LOB: 1 K: 1 BB: 0 S: 9 P: 14	R: 0 H: 0 E: 0 LOB: 0 K: 0 BB: 0 S: 5 P: 9	R: 1 H: 2 E: 0 LOB: 1 K: 0 BB: 0 S: 8 P: 13	R: 0 H: 0 E: 0 LOB: 0 K: 1 BB: 0 S: 12 P: 15	R: 0 H: 0 E: 1 LOB: 0 K: 1 BB: 0 S: 6 P: 11	R: 0 H: 0 E: 0 LOB: 0 K: 1 BB: 0 S: 8 P: 11	R: 0 H: 2 E: 0 LOB: 2 K: 0 BB: 0 S: 15 P: 20	R: 0 H: 0 E: 0 LOB: 0 K: 1 BB: 0 S: 5 P: 8	R: 1 H: 1 E: 0 LOB: 0 K: 2 BB: 0 S: 8 P: 11	1B: 2 SF: 1 2B: 3 SAC: 1 3B: 1 DP: 1 HR: 0 HBP: 0		WP: 0 PA: 33 PB: 0 SB: 0 CS: 0
<b>PITCHER</b>	IP WLS BF H R ER SO BB IBB HBP BLK WP HR S P ERA WHIP											
Brett Tomko, R ERA: 3.49 (1, 1)	7.0 W 26 5 1 1 4 0 0 0 0 0 0 0 63 93 1.29 0.714											
Alan Embree, L ERA: 1.4 (8, 1)	1.0 H 3 0 0 0 1 0 0 0 0 0 0 0 5 8 0.00 0.000											
Trevor Hoffman, R ERA: 1.37 (9, 1)	1.0 S 4 1 1 1 2 0 0 0 0 0 0 0 8 11 9.00 1.000											

AB	31
R	2
H	6
RBI	2
BB	0
SO	7
LOB	6



Batter	1	2	3	4	5	6	7	8	9
<b>Mark Kotsay, L</b> (1, 8) <small>OBP: 0.379, SLG: 0.466</small> 									
<b>Deivi Cruz, R</b> (1, 6) <small>OBP: 0.289, SLG: 0.367</small> 									
<b>Ryan Klesko, L</b> (1, 3) <small>OBP: 0.414, SLG: 0.547</small> 									
<b>Bubba Trammell, R</b> (1, 9) <small>OBP: 0.327, SLG: 0.368</small> <b>Trevor Hoffman, R</b> (9, 1)									
<b>Ron Gant, R</b> (1, 7) <small>OBP: 0.337, SLG: 0.452</small> 									
<b>D'Angelo Jimenez, S</b> (1, 5) <small>OBP: 0.304, SLG: 0.306</small> 									
<b>Tom Lampkin, L</b> (1, 2) <small>OBP: 0.281, SLG: 0.299</small> 									
<b>Julius Matos, R</b> (1, 4) <small>OBP: 0.273, SLG: 0.394</small> 									
<b>Brett Tomko, R</b> (1, 1) <small>OBP: 0.182, SLG: 0.242</small> <b>Trenidad Hubbard, R</b> (7, PH) <small>OBP: 0.287, SLG: 0.280</small> <b>Alan Embree, L</b> (8, 1) <b>Gene Kingsale, S</b> (9, 9) <small>OBP: 0.500, SLG: 0.500</small> 									

Inning Stats	R: 0	H: 0	E: 0	K: 1	S: 7	R: 0	H: 1	E: 0	K: 0	S: 6	R: 0	H: 0	E: 0	K: 1	S: 8	R: 1	H: 1	E: 0	K: 0	S: 7	R: 0	H: 0	E: 0	K: 0	S: 10	R: 0	H: 0	E: 0	K: 0	S: 7	R: 2	H: 3	E: 0	K: 0	S: 12	R: 0	H: 0	E: 0	K: 10	S: 18
	0	0	0	1	8	0	1	0	0	6	0	0	0	0	8	1	1	0	0	7	0	0	0	0	10	0	0	0	0	7	3	0	0	0	12	0	0	0	10	18
	0	0	0	0	8	0	1	0	0	6	0	0	0	0	8	1	1	0	0	7	0	0	0	0	10	0	0	0	0	7	3	0	0	0	12	0	0	0	10	18

PITCHER	IP	WLS	BF	H	R	ER	SO	BB	IBB	HBP	BLK	WP	HR	S	P	ERA	WHIP
<b>Frank Castillo, R</b> (1, 1) <small>ERA: 4.55</small>	6.1	L	26	4	3	3	2	4	0	0	1	0	0	51	78	4.26	1.263
<b>Casey Fossum, L</b> (7, 1) <small>ERA: 3.34</small>	1.2		8	1	0	0	0	2	0	0	0	0	0	16	31	0.00	1.800

**BOTTOM**

**Boston Red Sox @ San Diego Padres**  
 Qualcomm Stadium, San Diego, CA

Wed Jun 19 2002, 10:05 PM EDT  
 Att: 32,974 - Cloudy - 71 F

AB	28
R	3
H	5
RBI	3
BB	6
SO	2
LOB	10

WP	PA	3B	SF	SAC	DP	HBP	CS
0	34	0	0	0	0	0	1

Batter	1	2	3	4	5	6	7	8	9	AB R H RBI BB SO LOB	TOP									
Rickey Henderson, R OBP: 0.366, SLG: 0.363 Brian Daubach, L OBP: 0.343, SLG: 0.478	1-3 K		0-2 F8		2-1 18 3B 1B		4-2 18 BB 2B		3-2 18 PB 3B HBP	3 3 1 0 1 1 1 0 0 0 0 0 0 0										
18 Johnny Damon, L OBP: 0.388, SLG: 0.480	0-0 E S 1B		0-0 G3		0-1 1-H 2-H 3B		4-1 2B BB		4-1 3B BB	3 1 2 2 2 0 1										
Nomar Garciaparra, R OBP: 0.367, SLG: 0.539	2-2 L8			0-0 G5-3	4-1 BB		0-0 1-3 2-H 2B		1-2 1-H 2-H 3B	4 0 2 3 1 0 1										
Shea Hillenbrand, R OBP: 0.341, SLG: 0.507	3-1 G4-3			1-1 1B	2-3 K		1-0 F7		0-1 G4-3	5 0 1 0 0 1 6										
Jason Varitek, S OBP: 0.321, SLG: 0.398		0-0 G6-3		0-1 L8		0-1 G4-3		4-2 G4-6-3 BB	0-1 F7	4 0 0 0 1 0 2										
Tony Clark, S OBP: 0.256, SLG: 0.291		2-0 G5-3		2-0 F8		2-3 K		2-0 G4-6-3 1-2f	1-0 G4-3	5 0 0 0 0 1 3										
Trot Nixon, L OBP: 0.328, SLG: 0.403		2-2 L7			1-3 K	1-1 G4-3		2-1 S 1B		4 0 1 0 0 1 0										
Lou Merloni, R OBP: 0.368, SLG: 0.398			1-2 SH1-4 HBP		1-1 G5-3		1-0 L7	4-2 1-2 BB		2 0 0 0 1 0 0										
Pedro Martinez, R Chris Haney, L			1-0 SH1-4		4-1 18 3B BB		2-0 F8	3-3 K		2 1 0 0 1 1 2 0 0 0 0 0 0 0										
<b>Inning Stats</b>	R: 0 E: 0 K: 1 S: 11	H: 1 LOB: 1 BB: 0 P: 17	R: 0 E: 0 K: 0 S: 5	H: 0 LOB: 0 BB: 0 P: 9	R: 0 E: 0 K: 0 S: 8	H: 1 LOB: 1 BB: 0 P: 9	R: 2 E: 0 K: 2 S: 15	H: 2 LOB: 2 BB: 2 P: 29	R: 0 E: 0 K: 1 S: 7	H: 0 LOB: 0 BB: 0 P: 10	R: 1 E: 0 K: 0 S: 8	H: 1 LOB: 2 BB: 2 P: 20	R: 0 E: 0 K: 1 S: 10	H: 1 LOB: 2 BB: 2 P: 25	R: 2 E: 0 K: 0 S: 13	H: 1 LOB: 1 BB: 1 P: 22	1B: 4 2B: 1 3B: 2 HR: 0	SF: 0 SAC: 1 DP: 1 HBP: 2	WP: 0 PB: 1 SB: 2 CS: 0	PA: 42
<b>PITCHER</b>	IP WLS BF H R ER SO BB IBB HBP BLK WP HR S P ERA WHIP																			
Kevin Pickford, L ERA: 5.06	(1, 1) 4.2 L 21 4 2 2 2 2 2 0 1 0 0 0 41 68 3.86 1.286																			
Rodney Myers, R ERA: 3.38	(5, 1) 2.0 8 0 1 1 2 2 0 0 0 0 0 17 33 4.50 1.000																			
58 J.J. Trujillo, R ERA: 10.13	(7, 1) 1.1 9 2 2 2 1 3 0 1 0 0 0 16 39 13.50 3.750																			
Jason Middlebrook, R ERA: 4.97	(9, 1) 1.0 4 1 0 0 0 0 0 0 0 0 0 9 11 0.00 1.000																			

**Boston Red Sox @ San Diego Padres**  
Qualcomm Stadium, San Diego, CA  
Thu Jun 20 2002, 10:05 PM EDT  
Att. 35,346 - Cloudy - 66 F

livebaseballscorecards.com

AB 32  
R 5  
H 7  
RBI 5  
BB 7  
SO 5  
LOB 16





Batter	1	2	3	4	5	6	7	8	9	AB R H RBI BB SO LOB
Mark Kotsay, L (1, 8) OBP: 0.377, SLG: 0.463	0-3 K		0-0 1B			1-0 F8			1-0 G3	4 0 1 0 0 1 0
Deivi Cruz, R (1, 6) OBP: 0.285, SLG: 0.360	3-3 K		0-0 F8			1-1 G5-3			0-2 G4-3	4 0 0 0 0 1 1
Ryan Klesko, L (1, 3) 58 J.J. Trujillo, R (7, 1) Jason Middlebrook, R (9, 1) Trenidad Hubbard, R (9, PH) OBP: 0.410, SLG: 0.539 OBP: 0.400, SLG: 0.400 OBP: 0.284, SLG: 0.256	2-3 K		0-1 G5-3			1-1 G4-3			3-1 G5-3	3 0 0 0 0 1 1 0 0 0 0 0 0 0 0 0 0 0 0 0 0 1 0 0 0 0 0 0
Ray Lankford, L (1, 7) Rodney Myers, R (5, 1) Kevin Barker, L (7, 3) OBP: 0.339, SLG: 0.335 OBP: 0.333, SLG: 0.200		2-3 K		1-2 G4-3		1-0 G4-3				2 0 0 0 0 1 0 0 0 0 0 0 0 0 1 0 0 0 0 0 0
Bubba Trammell, R (1, 9) OBP: 0.322, SLG: 0.362		3-3 K		2-3 K		1-2 G4-3				3 0 0 0 0 2 0
D'Angelo Jimenez, S (1, 5) OBP: 0.304, SLG: 0.306		2-2 BB 1B		1-2 G4-3		1-2 G6-3				3 0 1 0 0 0 0
Wiki Gonzalez, R (1, 2) OBP: 0.384, SLG: 0.362		4-0 BB 1-2 BB		1-3 K				2-3 K		2 0 0 0 1 2 0
Julius Matos, R (1, 4) OBP: 0.250, SLG: 0.361		1-2 L8		0-3 K				1-2 G5-3		3 0 0 0 0 1 2
Kevin Pickford, L (1, 1) Gene Kingsale, S (5, 7) OBP: 0.400, SLG: 0.400			0-3 K		2-3 K			1-1 G4-3		1 0 0 0 0 1 0 2 0 0 0 0 1 0

Inning Stats	R: 0 E: 0 K: 3 S: 9	H: 0 LOB: 0 BB: 0 P: 14	R: 0 E: 0 K: 2 S: 12	H: 1 LOB: 2 BB: 1 P: 24	R: 0 E: 0 K: 1 S: 8	H: 1 LOB: 1 BB: 0 P: 8	R: 0 E: 0 K: 1 S: 9	H: 0 LOB: 0 BB: 0 P: 13	R: 0 E: 0 K: 3 S: 11	H: 0 LOB: 0 BB: 0 P: 14	R: 0 E: 0 K: 0 S: 5	H: 0 LOB: 0 BB: 0 P: 8	R: 0 E: 0 K: 0 S: 7	H: 0 LOB: 0 BB: 0 P: 10	R: 0 E: 0 K: 1 S: 9	H: 0 LOB: 0 BB: 0 P: 13	R: 0 E: 0 K: 0 S: 7	H: 0 LOB: 0 BB: 0 P: 11	1B: 2 2B: 0 3B: 0 HR: 0	SF: 0 SAC: 0 DP: 0 HBP: 0	WP: 0 PB: 0 SB: 0 CS: 0	PA: 30	
PITCHER	IP	WLS	BF	H	R	ER	SO	BB	IBB	HBP	BLK	WP	HR	S	P	ERA	WHIP						
Pedro Martinez, R (1, 1) ERA: 2.92	8.0	W	27	2	0	0	11	1	0	0	0	0	0	70	104	0.00	0.375						
Chris Haney, L (9, 1) ERA: 1.23	1.0		3	0	0	0	0	0	0	0	0	0	0	7	11	0.00	0.000						


**BOTTOM**

**Boston Red Sox @ San Diego Padres**  
Qualcomm Stadium, San Diego, CA

Thu Jun 20 2002, 10:05 PM EDT  
Att: 35,346 - Cloudy - 66 F

livebaseballscorecards.com

AB	29
R	0
H	2
RBI	0
BB	1
SO	11
LOB	4



# New York Yankees @ San Diego Padres

## Qualcomm Stadium, San Diego, CA

Fri Jun 21 2002, 10:05 PM EDT  
Att. 55,858 - Sunny - 70 F

[livebaseballscorecards.com](http://livebaseballscorecards.com)



Batter	1	2	3	4	5	6	7	8	9	AB R H RBI BB SO LOB	TOP											
Alfonso Soriano, R (1, 4) OBP: 0.349, SLG: 0.581	0-0 1B S 1B		2-3 K		4-2 G4-3 BB		0-2 1B			3 0 2 0 1 1 0												
2 Derek Jeter, R (1, 6) OBP: 0.373, SLG: 0.430	0-1 L7		1-2 F7		2-1 E4 G4-3		3-2 G6-3			4 0 0 0 0 0 3												
Bernie Williams, S (1, 8) OBP: 0.422, SLG: 0.483	1-2 G4-6-3 1B			4-2 1B PB SF7 BB	3-1 G4-3			1-1 G4-3		3 1 1 0 1 0 2												
Ron Coomer, R (1, 5) OBP: 0.359, SLG: 0.541	1-1 G4-6-3			3-1 BB G1-3 1B	1-2 G5-3			0-1 G4-3		3 0 1 0 0 0 3												
Robin Ventura, L (8, PH) OBP: 0.365, SLG: 0.546	1-2f									1 0 0 0 0 0 0												
20 Jorge Posada, S (1, 2) OBP: 0.361, SLG: 0.483		2-2 L5-4 BB 1B		2-1 G1-3		0-1 L6		4-0 BB		3 0 1 0 1 0 2												
Shane Spencer, R (1, 9) OBP: 0.333, SLG: 0.400		4-2 1-2 BB		4-1 BB BB		0-0 G6-3 1B		2-2 F8		2 0 1 0 2 0 1												
Rondell White, R (1, 7) OBP: 0.311, SLG: 0.380		0-0 L5-4		1-2 SF7		2-2 G6-3			2-2 G5-3	3 0 0 1 0 0 3	AB 29 R 1 H 6 RBI 1 BB 6 SO 3 LOB 18											
Nick Johnson, L (1, 3) OBP: 0.322, SLG: 0.434		0-1 G4-3		3-H 4-0 1-2 2-3 BB			3-2 F8		1-2 F7	3 0 0 0 1 0 1												
David Wells, L (1, 1)			1-0 G4-3		1-3 K		1-3 K		0-2 G4-3	2 0 0 0 0 1 3												
Enrique Wilson, S (7, PH) OBP: 0.241, SLG: 0.300										1 0 0 0 0 1 0												
Ramiro Mendoza, R (7, 1)										0 0 0 0 0 0 0												
Randy Choate, L (8, 1)										0 0 0 0 0 0 0												
John Vander Wal, L (9, PH) OBP: 0.338, SLG: 0.421										1 0 0 0 0 0 0												
<b>Inning Stats</b>	R: 0 E: 0 K: 0 S: 8	H: 2 LOB: 1 BB: 0 P: 10	R: 0 E: 0 K: 0 S: 9	H: 1 LOB: 1 BB: 1 P: 15	R: 0 E: 0 K: 1 S: 10	H: 0 LOB: 0 BB: 0 P: 14	R: 1 E: 0 K: 1 S: 13	H: 1 LOB: 3 BB: 3 P: 32	R: 0 E: 1 K: 0 S: 10	H: 0 LOB: 1 BB: 1 P: 20	R: 0 E: 0 K: 0 S: 7	H: 1 LOB: 1 BB: 0 P: 9	R: 0 E: 0 K: 1 S: 14	H: 1 LOB: 1 BB: 0 P: 21	R: 0 E: 0 K: 0 S: 7	H: 0 LOB: 1 BB: 1 P: 14	R: 0 E: 0 K: 0 S: 10	H: 0 LOB: 0 BB: 0 P: 13	1B: 6 2B: 1 3B: 0 HR: 0	SF: 1 SAC: 0 DP: 3 HBP: 0	WP: 0 PB: 1 SB: 1 CS: 0	PA: 36
<b>PITCHER</b>	IP WLS BF H R ER SO BB IBB HBP BLK WP HR S P ERA WHIP																					
Oliver Pérez, L (1, 1) ERA: 2.31	6.2 W 28 6 1 1 3 5 0 0 0 0 0 0 67 114 1.35 1.650																					
Steve Reed, R (7, 1) ERA: 1.74	1.1 H 5 0 0 0 0 1 0 0 0 0 0 0 11 21 0.00 0.750																					
Jeremy Fikac, R (9, 1) ERA: 4.01	1.0 3 0 0 0 0 0 0 0 0 0 0 0 10 13 0.00 0.000																					

Batter	1	2	3	4	5	6	7	8	9	AB	R	H	RBI	BB	SO	LOB	BOTTOM			
Mark Kotsay, L OBP: 0.371, SLG: 0.456 (1, 8)	0-1 G4-3	0-2 G5-3		3-2 SF8			1-0 G3	2-2 P5		4	0	0	1	0	0	1				
Deivi Cruz, R OBP: 0.291, SLG: 0.362 (1, 6)	0-0 2B 1B		1-3 K	2-2 F5			0-1 E 1B 2B 1B	4-0 1B WP BB		4	3	2	0	1	1	1				
Ron Gant, R OBP: 0.349, SLG: 0.472 (1, 7)	2-0 1B 2B		2-1 F8		0-3 K		1-1 E 2B 1B	3-1 1B		5	2	3	2	0	1	0				
Bubba Trammell, R OBP: 0.330, SLG: 0.372 (1, 9) Gene Kingsale, S OBP: 0.455, SLG: 0.400 (8, 9)	3-1 BB 1B		2-1 1B 2B		4-0 FC4-6 BB		0-0 E5 2B	1-0 HBP		3	1	2	2	1	0	2				
Wiki Gonzalez, R OBP: 0.396, SLG: 0.384 (1, 2)	4-1 1B BB		0-1 1B		1-1 FC4-6		0-2 FC3 2B	2-2 P5		4	1	2	3	1	0	2				
D'Angelo Jimenez, S OBP: 0.300, SLG: 0.301 (1, 5)	1-3 K		1-3 K		3-2 G5-3		1-1 FC3			4	0	0	1	0	2	5				
Julius Matos, R OBP: 0.250, SLG: 0.350 (1, 4)	0-1 G3-1			0-0 E SF8 1B			0-3 K	0-3 K		4	1	1	0	0	2	3		AB 34		
Kevin Barker, L OBP: 0.200, SLG: 0.111 (1, 3)		0-0 G1-3		1-2 E1 SH1-4			0-3 K	0-3 K		4	0	0	0	0	2	2		R 9		
Oliver Pérez, L (1, 1) Steve Reed, R (7, 1) Ramón Vázquez, L (8, PH) Jeremy Fikac, R (9, 1)		3-2 G6-3		1-0 SH1-4			0-3 K		4-1 WP BB 1B BB	2	0	0	0	0	1	0		H 10		
<b>Inning Stats</b>	R: 2 E: 0 K: 1 S: 12	H: 3 LOB: 2 BB: 1 P: 22	R: 0 E: 0 K: 0 S: 8	H: 0 LOB: 0 BB: 0 P: 11	R: 0 E: 0 K: 2 S: 12	H: 2 LOB: 2 BB: 0 P: 18	R: 1 E: 1 K: 0 S: 11	H: 1 LOB: 1 BB: 0 P: 18	R: 0 E: 0 K: 1 S: 8	H: 0 LOB: 1 BB: 1 P: 16	R: 0 E: 0 K: 3 S: 9	H: 0 LOB: 0 BB: 0 P: 10	R: 4 E: 1 K: 2 S: 17	H: 3 LOB: 1 BB: 0 P: 20	R: 2 E: 0 K: 0 S: 11	H: 1 LOB: 1 BB: 2 P: 27	1B: 7 2B: 3 3B: 0 HR: 0	SF: 1 SAC: 1 DP: 0 HBP: 1	WP: 1 PB: 0 SB: 0 CS: 0	PA: 41
<b>PITCHER</b>	IP WLS BF H R ER SO	IP WLS BF H R ER SO	IP WLS BF H R ER SO	IP WLS BF H R ER SO	IP WLS BF H R ER SO	IP WLS BF H R ER SO	IP WLS BF H R ER SO	IP WLS BF H R ER SO	IP WLS BF H R ER SO	IP WLS BF H R ER SO	IP WLS BF H R ER SO	IP WLS BF H R ER SO	IP WLS BF H R ER SO	IP WLS BF H R ER SO	IP WLS BF H R ER SO	IP WLS BF H R ER SO	ERA WHIP	ERA WHIP		
David Wells, L (1, 1) ERA: 3.61	6.0 L	27	6	3	2	7	2	0	0	0	0	0	0	0	0	0	3.00	1.333		
Ramiro Mendoza, R (7, 1) ERA: 3.43	1.0	8	3	4	2	2	0	0	0	0	0	0	0	0	0	0	18.00	3.000		
Randy Choate, L (8, 1) ERA: 5.75	1.0	6	1	2	2	0	2	0	1	0	1	0	11	27	18.00	3.000				

New York Yankees @ San Diego Padres  
Qualcomm Stadium, San Diego, CA

Fri Jun 21 2002, 10:05 PM EDT  
Att: 55,858 - Sunny - 70 F

livebaseballscorecards.com



Batter	1	2	3	4	5	6	7	8	9	AB R H RBI BB SO LOB	TOP	
Alfonso Soriano, R (1, 4) OBP: 0.351, SLG: 0.582	0-0 25 2B		2-3 K			4-2 2 G5-3 BB		0-3 K		3 1 1 0 1 2 0		
2 Derek Jeter, R (1, 6) OBP: 0.368, SLG: 0.425	0-3 K			1-2 G5-3		2-1 G5-3		1-3 K		4 0 0 0 0 2 2		
25 Jason Giambi, L (1, 3) OBP: 0.428, SLG: 0.591 Marcus Thames, R (9, 7) OBP: 0.231, SLG: 0.538	2-1 2B			3-1 F7		3-2 G4-3			1-3 K	4 0 1 1 0 1 1 0 0 0 0 0 0 0		
Bernie Williams, S (1, 8) OBP: 0.420, SLG: 0.484	2-1 G3			0-1 F7			3-2 2B		1-3 K	4 0 1 0 0 1 0		
Robin Ventura, L (1, 5) OBP: 0.359, SLG: 0.536			2-1 P6		2-1 F5		1-2 G6-3		1-3 K2-3	4 0 0 0 0 1 1		
Shane Spencer, R (1, 9) OBP: 0.333, SLG: 0.395			2-3 K		1-1 F7		4-0 IBB			2 0 0 0 1 1 0		
John Vander Wal, L (1, 7) OBP: 0.340, SLG: 0.418 Rondell White, R (7, PH) OBP: 0.310, SLG: 0.378 Nick Johnson, L (9, 3) OBP: 0.322, SLG: 0.434			3-2 F9		4-2 FC5-4 BB		0-3 K			1 0 0 0 1 0 0 1 0 0 0 0 1 2 0 0 0 0 0 0 0		
Alberto Castillo, R (1, 2) OBP: 0.182, SLG: 0.250			1-0 G5-3		1-2 FC5-4		1-1 G4-3			3 0 0 0 0 0 3		
Ted Lilly, L (1, 1)			1-3 K			0-2 L7		3-3 K		3 0 0 0 0 2 0		
<b>Inning Stats</b>	R: 1 H: 2 E: 0 LOB: 0 K: 1 BB: 0 S: 8 P: 12	R: 0 H: 0 E: 0 LOB: 0 K: 1 BB: 0 S: 9 P: 16	R: 0 H: 0 E: 0 LOB: 0 K: 2 BB: 0 S: 8 P: 12	R: 0 H: 0 E: 0 LOB: 0 K: 0 BB: 0 S: 8 P: 12	R: 0 H: 0 E: 0 LOB: 1 K: 0 BB: 1 S: 11 P: 19	R: 0 H: 0 E: 0 LOB: 1 K: 0 BB: 1 S: 13 P: 21	R: 0 H: 1 E: 0 LOB: 2 K: 1 BB: 1 S: 13 P: 22	R: 0 H: 0 E: 0 LOB: 0 K: 3 BB: 0 S: 10 P: 14	R: 0 H: 0 E: 0 LOB: 0 K: 3 BB: 0 S: 9 P: 12	1B: 0 SF: 0 2B: 3 SAC: 0 3B: 0 DP: 0 HR: 0 HBP: 0	WP: 0 PA: 32 PB: 0 SB: 0 CS: 0	
<b>PITCHER</b> 44 Jake Peavy, R (1, 1) ERA: 1.5 Alan Embree, L (7, 1) ERA: 1.26	IP WLS BF H R ER SO BB IBB HBP BLK WP HR S P ERA WHIP	6.0 L 22 3 1 1 4 2 0 0 0 0 0 0 60 98 1.50 0.833	3.0 10 0 0 0 7 0 1 0 0 0 0 0 29 42 0.00 0.000	<b>PITCHER</b> IP WLS BF H R ER SO BB IBB HBP BLK WP HR S P ERA WHIP								

**New York Yankees @ San Diego Padres**  
**Qualcomm Stadium, San Diego, CA**  
 Sat Jun 22 2002, 3:15 PM EDT  
 Att. 60,021 - Sunny - 75 F

AB	29
R	1
H	3
RBI	1
BB	3
SO	11
LOB	9



Batter	1	2	3	4	5	6	7	8	9	AB	R	H	RBI	BB	SO	LOB
Mark Kotsay, L OBP: 0.369, SLG: 0.451 (1, 8)	0-0 L4		4-2 BB		1-3 K			1-2 F7		3	0	0	0	1	1	1
Deivi Cruz, R OBP: 0.286, SLG: 0.356 (1, 6)	2-2 F7		3-3 K			0-3 K		0-1 G4-3		4	0	0	0	0	2	1
Ron Gant, R OBP: 0.345, SLG: 0.462 (1, 7)	1-0 G6-3			1-2 L4 1B		0-3 K			1-2 G4-3	4	0	1	0	0	1	1
Bubba Trammell, R OBP: 0.326, SLG: 0.366 (1, 9)		2-3 K		2-0 F3		1-0 P4		1-2 P5		3	0	0	0	0	1	2
Wiki Gonzalez, R OBP: 0.400, SLG: 0.382 (1, 2)		4-2 G6-3 BB		0-2 1B		0-3 K2-3		2-0 G5-3		3	0	1	0	1	1	1
Julius Matos, R OBP: 0.233, SLG: 0.326 (1, 4)		0-1 G6-3		0-1 L4				0-1 G5-3		3	0	0	0	0	0	3
D'Angelo Jimenez, S OBP: 0.297, SLG: 0.288 (1, 5)		1-2 F9			2-0 G6-3			0-0 F9		3	0	0	0	0	0	1
Kevin Barker, L OBP: 0.154, SLG: 0.083 (1, 3)			0-3 K		1-3 K			1-3 K		3	0	0	0	0	3	0
44 Jake Peavy, R OBP: 0.500, SLG: 0.500 (7, 1)			0-3 K							2	0	1	0	0	1	0
Alan Embree, L OBP: 0.417, SLG: 0.364 (7, 9)										0	0	0	0	0	0	0
Ray Lankford, L OBP: 0.337, SLG: 0.333 (9, PH)										1	0	0	0	0	1	0
										1	0	0	0	0	0	0

Inning Stats	R: 0	H: 0	E: 0	K: 0	S: 6	R: 0	H: 0	E: 0	K: 1	S: 10	R: 0	H: 0	E: 0	K: 3	S: 12	R: 0	H: 2	E: 0	K: 0	S: 9	R: 0	H: 1	E: 0	K: 2	S: 9	R: 0	H: 0	E: 0	K: 3	S: 11	R: 0	H: 0	E: 0	K: 1	S: 6	R: 0	H: 0	E: 0	K: 1	S: 8	R: 0	H: 0	E: 0	K: 0	S: 8	R: 0	H: 0	E: 0	K: 0	S: 12	1B: 3	2B: 1	3B: 0	HR: 0	SF: 0	SAC: 0	DP: 1	HBP: 0	WP: 1	PB: 0	SB: 0	CS: 0	PA: 32	ERA	WHIP
Ted Lilly, L ERA: 2.97 (1, 1)	9.0	W	32	H	3	R	0	ER	0	SO	11	BB	2	IBB	0	HBP	0	BLK	0	WP	1	HR	0	S	79	P	113	ERA	0.00	WHIP	0.556																																		

**BOTTOM**

**New York Yankees @ San Diego Padres**  
Qualcomm Stadium, San Diego, CA

Sat Jun 22 2002, 3:15 PM EDT  
Att: 60,021 - Sunny - 75 F

[livebaseballscorecards.com](http://livebaseballscorecards.com)

<b>AB</b>	<b>30</b>
<b>R</b>	<b>0</b>
<b>H</b>	<b>3</b>
<b>RBI</b>	<b>0</b>
<b>BB</b>	<b>2</b>
<b>SO</b>	<b>11</b>
<b>LOB</b>	<b>10</b>



**New York Yankees @ San Diego Padres**  
 Qualcomm Stadium, San Diego, CA

AB 37  
 R 3  
 H 10  
 RBI 3  
 BB 4  
 SO 6  
 LOB 19



WP: 0 PA: 41  
 PB: 0  
 SB: 0  
 CS: 0

Sun Jun 23 2002, 5:00 PM EDT  
 Att. 50,050 - Sunny - 75 F

AB R H RBI BB SO LOB

5	0	2	0	0	2	1
4	0	2	1	1	1	1
3	0	0	0	1	0	2
0	0	0	0	1	0	0
5	0	0	1	0	2	6
5	0	2	0	0	1	4
4	0	0	0	0	0	2
3	0	0	0	0	0	1
1	0	1	0	0	0	0
4	1	1	1	0	0	1
3	1	2	0	0	0	1
0	0	0	0	0	0	0
0	0	0	0	0	0	0
0	1	0	0	1	0	0
0	0	0	0	0	0	0

Batter	1	2	3	4	5	6	7	8	9
Alfonso Soriano, R (1, 4) OBP: 0.351, SLG: 0.582	0-3 K		2-2 P4		0-0 1-H 2B		2-2 2-3 2B 1B		0-3 K
2 Derek Jeter, R (1, 6) OBP: 0.372, SLG: 0.426	4-0 25 BB BB		2-3 K		0-0 G6-3		3-2 1-2 3-H 1B		1-2 G3-1 BB 1B
25 Jason Giambi, L (1, 3) OBP: 0.426, SLG: 0.585	4-1 1-2 BB		1-1 L8			1-0 F8	0-1 F7		4-1 G3-1 BB
Nick Johnson, L (7, 3) OBP: 0.325, SLG: 0.434									1-2 2-3 3-H BB
Bernie Williams, S (1, 8) OBP: 0.413, SLG: 0.475	0-3 K			0-0 G4-3		0-1 F7	1-3 K		0-0 G3-1
Robin Ventura, L (1, 5) OBP: 0.360, SLG: 0.533	0-0 G4-3			2-2 20 G1-3 1B		0-0 1B		3-2 F8	1-3 K
20 Jorge Posada, S (1, 2) OBP: 0.356, SLG: 0.475		0-0 G3		2-0 G1-3 1-2 1B		2-2 L7		2-1 G4-3	
John Vander Wal, L (1, 9) OBP: 0.333, SLG: 0.409		1-0 G4-3		0-1 G5-3			0-0 G3	2-1 1B	
Shane Spencer, R (7, 9) OBP: 0.337, SLG: 0.399									
Rondell White, R (1, 7) OBP: 0.309, SLG: 0.389		3-2 E6 35 FC4-6		2-1 G5-3		3-2 HR	3-1 F7		
35 Mike Mussina, L (1, 1) OBP: 0.600, SLG: 0.600		1-1 FC4-6		1-1 2B 1B		1-1 1B 2 1B 1B		4-1 BB 2 1B G3-1 BB	
Mike Stanton, L (7, 1)									
Ramiro Mendoza, R (7, 1)									
Enrique Wilson, S (9, PH) OBP: 0.255, SLG: 0.300									
Steve Karsay, R (9, 1)									

Inning Stats	R: 0	H: 0	E: 0	K: 2	S: 11	P: 19	R: 0	H: 0	E: 1	K: 0	S: 7	P: 12	R: 0	H: 0	E: 0	K: 1	S: 11	P: 16	R: 0	H: 1	E: 0	K: 0	S: 8	P: 12	R: 0	H: 2	E: 0	K: 0	S: 6	P: 9	R: 0	H: 1	E: 0	K: 0	S: 7	P: 10	R: 2	H: 4	E: 1	K: 1	S: 20	P: 30	R: 0	H: 1	E: 0	K: 0	S: 12	P: 22	R: 1	H: 1	E: 0	K: 2	S: 12	P: 22	1B: 8	SF: 0	2B: 1	SAC: 0	3B: 0	DP: 0	HR: 1	HBP: 0	WP: 0	PA: 41
--------------	------	------	------	------	-------	-------	------	------	------	------	------	-------	------	------	------	------	-------	-------	------	------	------	------	------	-------	------	------	------	------	------	------	------	------	------	------	------	-------	------	------	------	------	-------	-------	------	------	------	------	-------	-------	------	------	------	------	-------	-------	-------	-------	-------	--------	-------	-------	-------	--------	-------	--------

PITCHER	IP	WLS	BF	H	R	ER	SO	BB	IBB	HBP	BLK	WP	HR	S	P	ERA	WHIP
Brian Lawrence, R (1, 1) ERA: 3.19	6.1		29	8	2	2	3	2	0	0	0	0	1	64	101	2.84	1.579
49 Eric Cyr, L (7, 1) ERA:	1.0		3	0	0	0	1	0	0	0	0	0	0	12	16	0.00	0.000
Steve Reed, R (8, 1) ERA: 1.97	1.0	L	6	2	1	1	1	1	0	0	0	0	0	13	25	9.00	3.000
Trevor Hoffman, R (9, 1) ERA: 1.33	0.2		3	0	0	0	1	1	0	0	0	0	0	5	10	0.00	1.500

PITCHER	IP	WLS	BF	H	R	ER	SO	BB	IBB	HBP	BLK	WP	HR	S	P	ERA	WHIP
---------	----	-----	----	---	---	----	----	----	-----	-----	-----	----	----	---	---	-----	------

Batter	1	2	3	4	5	6	7	8	9	AB	R	H	RBI	BB	SO	LOB
Gene Kingsale, S OBP: 0.333, SLG: 0.286 Ron Gant, R OBP: 0.339, SLG: 0.453 (1, 9) (7, PH) (8, 9) (8, 7)	1-1 G4-3		3-3 K		1-1 P3		1-2 G1-3		0-2 F8	3	0	0	0	0	1	0
Deivi Cruz, R OBP: 0.285, SLG: 0.353 (1, 6)	0-3 K		0-0 G5-3		1-1 G5-3		0-1 2B		2-1 G4-3	5	0	1	2	0	1	0
Mark Kotsay, L OBP: 0.373, SLG: 0.459 (1, 8)	4-0 CS BB				0-1 F8		0-0 2B		1-1 G4-3	4	0	2	0	1	0	0
Ray Lankford, L OBP: 0.335, SLG: 0.327 Steve Reed, R D'Angelo Jimenez, S OBP: 0.297, SLG: 0.298 (1, 7) (8, 1) (9, 5)	2-2 CS	3-3 K			2-3 K		2-3 K		4-0 IBB	3	0	0	0	1	3	1
Kevin Barker, L OBP: 0.235, SLG: 0.188 (1, 3)		0-1 G3-1			0-1 F8		1-0 1B		1-0 G3-1	4	0	2	0	0	0	4
Tom Lampkin, L OBP: 0.289, SLG: 0.302 49 Eric Cyr, R Bubba Trammell, R OBP: 0.324, SLG: 0.365 (1, 2) (7, 1) (8, 9)		0-1 G3-1			4-1 BB		0-0 F8		1-3 K	2	0	1	0	1	0	1
Ramón Vázquez, L OBP: 0.322, SLG: 0.318 (1, 4)		3-2 G3-1			4-2 BB				0-1 G5-3	2	1	0	0	2	0	2
Julius Matos, R OBP: 0.234, SLG: 0.319 Trevor Hoffman, R (1, 5) (9, 1)		0-2 G4-3			0-0 G5-3		1-3 K		1-1 1B	4	0	1	0	0	1	6
Brian Lawrence, R OBP: 0.263, SLG: 0.212 Wiki Gonzalez, R OBP: 0.412, SLG: 0.390 (1, 1) (7, 2)			1-2 F8		0-3 K		3-2 1B		0-1 1B	2	0	0	0	0	1	0

Inning Stats	R: 0	H: 0	E: 0	K: 1	S: 7	H: 0	LOB: 0	BB: 1	P: 14	R: 0	H: 2	E: 0	K: 1	S: 14	H: 0	LOB: 2	BB: 0	P: 20	R: 0	H: 0	E: 0	K: 1	S: 7	H: 1	LOB: 3	BB: 2	P: 21	R: 0	H: 0	E: 0	K: 1	S: 9	H: 1	LOB: 1	BB: 0	P: 12	R: 2	H: 2	E: 0	K: 1	S: 16	H: 2	LOB: 3	BB: 2	P: 30	R: 0	H: 2	E: 0	K: 1	S: 9	H: 0	LOB: 0	BB: 0	P: 11	R: 0	H: 0	E: 0	K: 0	S: 8	H: 0	LOB: 0	BB: 0	P: 11	1B: 6	SF: 0	2B: 2	SAC: 0	3B: 0	DP: 0	HR: 0	HBP: 1	WP: 0	PA: 40
--------------	------	------	------	------	------	------	--------	-------	-------	------	------	------	------	-------	------	--------	-------	-------	------	------	------	------	------	------	--------	-------	-------	------	------	------	------	------	------	--------	-------	-------	------	------	------	------	-------	------	--------	-------	-------	------	------	------	------	------	------	--------	-------	-------	------	------	------	------	------	------	--------	-------	-------	-------	-------	-------	--------	-------	-------	-------	--------	-------	--------


PITCHER	IP	WLS	BF	H	R	ER	SO	BB	IBB	HBP	BLK	WP	HR	S	P	ERA	WHIP
35 Mike Mussina, R ERA: 4.51	(1, 1)	6.1	27	4	2	2	7	4	0	1	0	0	0	62	104	2.84	1.263
Mike Stanton, L ERA: 2.56	(7, 1)	0.1	1	0	0	0	0	0	0	0	0	0	0	3	4	0.00	0.000
Ramiro Mendoza, R ERA: 3.33	(7, 1)	1.1	8	4	0	0	1	0	1	0	0	0	0	13	20	0.00	3.000
Steve Karsay, R ERA: 2.47	(9, 1)	1.0	3	0	0	0	0	0	0	0	0	0	0	8	11	0.00	0.000

**BOTTOM**

**New York Yankees @ San Diego Padres**  
Qualcomm Stadium, San Diego, CA

Sun Jun 23 2002, 5:00 PM EDT  
Att: 50,050 - Sunny - 75 F

<b>AB</b>	<b>33</b>
<b>R</b>	<b>2</b>
<b>H</b>	<b>8</b>
<b>RBI</b>	<b>2</b>
<b>BB</b>	<b>5</b>
<b>SO</b>	<b>8</b>
<b>LOB</b>	<b>16</b>



Batter	1	2	3	4	5	6	7	8	9	AB R H RBI BB SO LOB	TOP																										
Reggie Sanders, R OBP: 0.331, SLG: 0.422 (1, 9) X	0-0 F9 2B		3-1 G6-3		1-2 2B		4-0 HR BB	1-0 G5-3		4 1 2 0 1 0 1																											
Rich Aurilia, R OBP: 0.293, SLG: 0.426 (1, 6) C X	0-2 F9 2-3		0-0 F7		4-2 BB		1-3 K	1-1 F7		4 0 0 0 1 1 3																											
Barry Bonds, L OBP: 0.567, SLG: 0.807 (1, 7) X	4-0 G4-6-3 IBB		4-1 BB		2-0 F7		3-2 HR 1-H 2-H	0-0 HR		3 2 2 4 2 0 2																											
Jeff Kent, R OBP: 0.358, SLG: 0.470 (1, 4) C C X	1-2 G4-6-3 1-2f		1-3 K			1-1 F8	2-2 G5-3	0-0 G6-3		5 0 0 0 0 1 3																											
Benito Santiago, R OBP: 0.318, SLG: 0.472 (1, 2) X		2-1 2B 1B 1B		0-1 G4-3		0-0 1B HR 1B	1-2 3B	0-0 P4		5 2 3 0 0 0 0																											
J.T. Snow, L OBP: 0.304, SLG: 0.314 (1, 3) X		2-2 1B L5 2B		1-3 K		1-0 1B	2-3 K			4 0 2 0 0 2 1																											
David Bell, R OBP: 0.318, SLG: 0.435 (1, 5) X		2-2 1B 2-3 3-H		1-1 F9		0-2 HR 3-H		4-1 G4-3 SH1-3 BB		3 1 2 3 1 0 0																											
Tsuyoshi Shinjo, R OBP: 0.298, SLG: 0.357 (1, 8) X		0-0 L5 3-H		0-0 L9		1-1 G1-3		0-1 SH1-3		3 0 0 0 0 0 2																											
Jason Schmidt, R OBP: 0.105, SLG: 0.158 Marvin Benard, L OBP: 0.360, SLG: 0.453 41 Chad Zerbe, L OBP: 0.290, SLG: 0.200 Pedro Feliz, R OBP: 0.289, SLG: 0.375 Tim Worrell, R Robb Nen, R		1-1 G6-3		2-3 K		1-0 HR BB 1B		0-2 G4-3		2 0 0 0 0 1 1 1 1 1 0 0 0 0 0 0 0 0 0 0 0 1 0 0 0 0 0 1 0 0 0 0 0 0 0 0 0 0 0 0 0 0																											
<b>Inning Stats</b>	R: 0 E: 0 K: 0 S: 7	H: 1 LOB: 1 BB: 1 P: 12	R: 1 E: 0 K: 0 S: 11	H: 3 LOB: 1 BB: 0 P: 18	R: 0 E: 0 K: 1 S: 7	H: 0 LOB: 1 BB: 1 P: 15	R: 0 E: 0 K: 1 S: 13	H: 1 LOB: 2 BB: 1 P: 23	R: 2 E: 0 K: 0 S: 11	H: 3 LOB: 0 BB: 0 P: 14	R: 3 E: 0 K: 2 S: 17	H: 3 LOB: 1 BB: 1 P: 31	R: 0 E: 0 K: 0 S: 7	H: 0 LOB: 1 BB: 1 P: 12	R: 1 E: 0 K: 0 S: 5	H: 1 LOB: 0 BB: 0 P: 6	1B: 5 2B: 4 3B: 1 HR: 3	SF: 0 SAC: 1 DP: 2 HBP: 0	WP: 0 PA: 41 PB: 0 SB: 0 CS: 0																		
<b>PITCHER</b>	IP WLS BF H R ER SO BB IBB HBP BLK WP HR S P ERA WHIP																																				
Brett Tomko, R ERA: 3.72 (1, 1)	6.0		28	9	5	5	3	3	1	0	0	0	0	1	57	97	7.50	2.000																			
Jeremy Fikac, R ERA: 4.19 (7, 1)	0.2	B	4	2	1	1	1	0	0	0	0	0	0	1	13	20	13.50	3.000																			
49 Eric Cyr, L ERA: (7, 1)	0.1		1	0	0	0	1	0	0	0	0	0	0	0	3	5	0.00	0.000																			
Steve Reed, R ERA: 1.91 (8, 1)	1.0		4	0	0	0	0	1	0	0	0	0	0	0	7	12	0.00	1.000																			
Trevor Hoffman, R ERA: 1.61 (9, 1)	1.0	L	4	1	1	1	0	0	0	0	0	0	0	1	5	6	9.00	1.000																			

San Francisco Giants @ San Diego Padres  
Qualcomm Stadium, San Diego, CA  
Mon Jun 24 2002, 10:05 PM EDT  
Att. 17,475 - Sunny - 68 F

AB	35
R	7
H	12
RBI	7
BB	5
SO	5
LOB	14





Batter	1	2	3	4	5	6	7	8	9	AB	R	H	RBI	BB	SO	LOB
Ramón Vázquez, L (1, 6) OBP: 0.318, SLG: 0.314	1-3 K		1-1 1B		1-0 P6		3-1 G3-1		0-0 G1-3	5	0	1	0	0	1	1
D'Angelo Jimenez, S (1, 5) OBP: 0.297, SLG: 0.297	0-3 K		2-3 K		1-2 E7 1B		2-2 E3 G1-3			4	1	1	1	0	2	1
Mark Kotsay, L (1, 8) OBP: 0.375, SLG: 0.458	1-2 G4-3				1-2 1B		0-2 G1-3			3	1	1	1	1	0	1
Kevin Barker, L (1, 3) OBP: 0.200, SLG: 0.158		0-0 F7			1-2 P6		0-0 F8			3	0	0	0	0	1	1
Deivi Cruz, R (7, PH) OBP: 0.283, SLG: 0.351										1	0	0	0	0	0	1
Bubba Trammell, R (1, 9) OBP: 0.319, SLG: 0.357		1-1 F9			1-3 K					4	0	0	0	0	2	1
Trevor Hoffman, R (9, 1)										0	0	0	0	0	0	0
Ray Lankford, L (1, 7) OBP: 0.344, SLG: 0.370		4-1 BB			2-1 HR					3	2	2	3	1	0	0
Tom Lampkin, L (1, 2) OBP: 0.288, SLG: 0.323		1-0 F7			0-3 K					4	1	1	1	0	1	1
Julius Matos, R (1, 4) OBP: 0.255, SLG: 0.333			1-2 F9		0-0 SH3-4 E 1B		0-0 1B		1-2 F8	4	1	2	0	0	0	0
Brett Tomko, R (1, 1) OBP: 0.171, SLG: 0.229			1-3 K		0-0 SH3-4		1-2 F9		1-2 G4-3	2	0	0	0	0	1	1
Jeremy Fikac, R (7, 1)										0	0	0	0	0	0	0
49 Eric Cyr, R (7, 1)										0	0	0	0	0	0	0
Steve Reed, R (8, 1)										0	0	0	0	0	0	0
Gene Kingsale, S (9, 9) OBP: 0.313, SLG: 0.267					1-2					1	0	0	0	0	0	0

Inning Stats	R: 0	H: 0	E: 0	K: 2	S: 10	H: 0	LOB: 0	BB: 0	P: 12	R: 0	H: 0	E: 0	K: 0	S: 5	R: 0	H: 1	E: 0	K: 2	S: 14	R: 2	H: 1	E: 0	K: 2	S: 12	R: 2	H: 3	E: 1	K: 0	S: 9	R: 2	H: 3	E: 0	K: 2	S: 19	R: 0	H: 0	E: 1	K: 0	S: 12	R: 0	H: 0	E: 0	K: 0	S: 8	R: 0	H: 0	E: 0	K: 0	S: 12	R: 0	H: 0	E: 0	K: 0	S: 12	1B: 5	SF: 0	2B: 0	3B: 0	HR: 3	SAC: 1	DP: 0	HBP: 0	WP: 0	PB: 0	SB: 0	CS: 0	PA: 37
--------------	------	------	------	------	-------	------	--------	-------	-------	------	------	------	------	------	------	------	------	------	-------	------	------	------	------	-------	------	------	------	------	------	------	------	------	------	-------	------	------	------	------	-------	------	------	------	------	------	------	------	------	------	-------	------	------	------	------	-------	-------	-------	-------	-------	-------	--------	-------	--------	-------	-------	-------	-------	--------

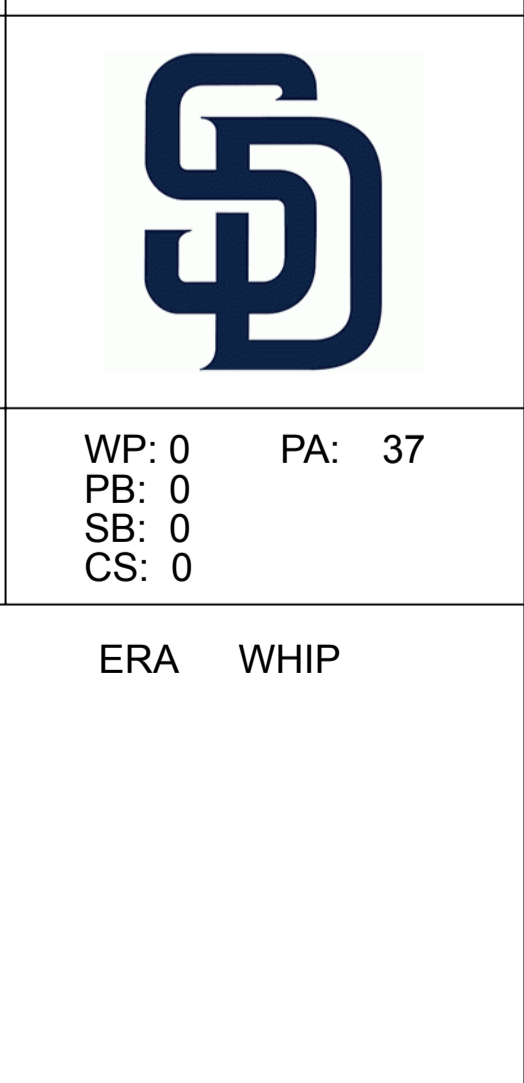
PITCHER	IP	WLS	BF	H	R	ER	SO	BB	IBB	HBP	BLK	WP	HR	S	P	ERA	WHIP
Jason Schmidt, R (1, 1) ERA: 3.41	6.0		27	8	6	5	8	2	0	0	0	0	3	69	99	7.50	1.667
41 Chad Zerbe, L (7, 1) ERA: 2.79	1.0		4	0	0	0	0	0	0	0	0	0	0	12	17	0.00	0.000
Tim Worrell, R (8, 1) ERA: 2.34	1.0	W	3	0	0	0	0	0	0	0	0	0	0	8	12	0.00	0.000
Robb Nen, R (9, 1) ERA: 1.97	1.0	S	3	0	0	0	0	0	0	0	0	0	0	12	14	0.00	0.000

**BOTTOM**

**San Francisco Giants @ San Diego Padres**  
Qualcomm Stadium, San Diego, CA

Mon Jun 24 2002, 10:05 PM EDT  
Att. 17,475 - Sunny - 68 F

<b>AB</b>	<b>34</b>
<b>R</b>	<b>6</b>
<b>H</b>	<b>8</b>
<b>RBI</b>	<b>6</b>
<b>BB</b>	<b>2</b>
<b>SO</b>	<b>8</b>
<b>LOB</b>	<b>8</b>







Batter	1	2	3	4	5	6	7	8	9	10	11	12	AB	R	H	RBI	BB	SO	LOB	TOP								
Mark Kotsay, L (1, 8) OBP: 0.374, SLG: 0.454		G6-3								P5			6	1	3	1	0	1	1	<b>San Diego Padres @ San Francisco Giants</b> PacBell Park, San Francisco, CA Wed Jun 26 2002, 4:05 PM EDT Att. 40,037 - Sunny - 65 F								
Deivi Cruz, R (1, 6) OBP: 0.286, SLG: 0.352		P4			G6-3	G4-3					P6		6	0	2	0	0	0	2									
Ryan Klesko, L (1, 3) OBP: 0.404, SLG: 0.527	F5			G5-3	G5-3			E3			L9		6	0	0	0	0	1	5									
Bubba Trammell, R (1, 9) OBP: 0.325, SLG: 0.356													4	1	2	0	1	1	2									
Steve Reed, R (8, 1)													0	0	0	0	0	0	0									
Trevor Hoffman, R (9, 1)													0	0	0	0	0	0	0									
Ramón Vázquez, L (10, 5) OBP: 0.325, SLG: 0.312													1	0	0	0	0	1	0									
Ron Gant, R (1, 7) OBP: 0.350, SLG: 0.455	F3												5	1	1	0	1	0	5									
Julius Matos, R (1, 4) OBP: 0.262, SLG: 0.344	FC6-4			L6									6	1	1	1	0	1	7									
D'Angelo Jimenez, S (1, 5) OBP: 0.298, SLG: 0.300													5	1	2	3	0	1	3									
Jeremy Fikac, R (10, 1)													0	0	0	0	0	0	0									
Ray Lankford, L (12, PH) OBP: 0.342, SLG: 0.363													1	0	0	0	0	1	0									
Rodney Myers, R (12, 1)													0	0	0	0	0	0	0									
Tom Lampkin, L (1, 2) OBP: 0.277, SLG: 0.309													5	0	0	0	0	1	5									
Oliver Pérez, L (1, 1)													3	0	0	0	0	1	1									
Mark Sweeney, L (8, PH) OBP: 0.233, SLG: 0.286													1	0	0	0	0	1	0									
Gene Kingsale, S (8, 9) OBP: 0.316, SLG: 0.278													1	0	0	0	0	0	0									
<b>Inning Stats</b>	R: 0 E: 0 K: 0 S: 12	H: 2 LOB: 3 BB: 1 P: 21	R: 1 E: 1 K: 0 S: 7	H: 1 LOB: 1 BB: 0 P: 13	R: 0 E: 0 K: 1 S: 7	H: 1 LOB: 1 BB: 0 P: 12	R: 0 E: 0 K: 0 S: 6	H: 0 LOB: 0 BB: 0 P: 7	R: 4 E: 0 K: 0 S: 18	H: 4 LOB: 1 BB: 1 P: 33	R: 0 E: 0 K: 2 S: 8	H: 0 LOB: 0 BB: 0 P: 10	R: 0 E: 2 K: 2 S: 14	H: 1 LOB: 3 BB: 0 P: 20	R: 0 E: 0 K: 2 S: 10	H: 2 LOB: 2 BB: 0 P: 12	R: 0 E: 0 K: 0 S: 6	H: 0 LOB: 0 BB: 0 P: 11	R: 0 E: 0 K: 1 S: 6	H: 0 LOB: 0 BB: 0 P: 10	R: 0 E: 0 K: 1 S: 6	H: 0 LOB: 0 BB: 0 P: 7	R: 0 E: 0 K: 1 S: 9	H: 0 LOB: 0 BB: 0 P: 15	1B: 9 2B: 2 3B: 0 HR: 0	SF: 0 SAC: 0 DP: 0 HBP: 0	WP: 1 PB: 0 SB: 0 CS: 0	PA: 52
<b>PITCHER</b>	IP	WLS	BF	H	R	ER	SO	BB	IBB	HBP	BLK	WP	HR	S	P	ERA	WHIP											
Kirk Rueter, L (1, 1) ERA: 3.5	6.0		32	9	5	4	3	2	0	0	0	1	0	63	105	6.00	1.833											
41 Chad Zerbe, L (7, 1) ERA: 2.87	2.0		8	2	0	0	4	0	0	0	0	0	0	19	23	0.00	1.000											
Felix Rodriguez, R (9, 1) ERA: 5.68	1.0		3	0	0	0	0	0	0	0	0	0	0	6	11	0.00	0.000											
Robb Nen, R (10, 1) ERA: 1.85	2.0		6	0	0	0	2	0	0	0	0	0	0	12	17	0.00	0.000											
Jay Witasick, R (12, 1) ERA: 1.23	1.0	W	3	0	0	0	1	0	0	0	0	0	0	9	15	0.00	0.000											

AB	50
R	5
H	11
RBI	5
BB	2
SO	10
LOB	31



Batter	1	2	3	4	5	6	7	8	9	10	11	12	AB	R	H	RBI	BB	SO	LOB
Shawon Dunston, R OBP: 0.188, SLG: 0.265 Robb Nen, R (10, 1) Damon Minor, L OBP: 0.402, SLG: 0.539 Jay Witasick, R (12, 1)	1-1 F8		0-2 2B		2-1 F9		0-1 F7		1-2 1B		1-2 G4-3		5	0	2	1	0	0	0
Rich Aurilia, R OBP: 0.285, SLG: 0.414	3-2 F8		1-2 F7		0-0 F7			3-2 F7	2-2 F8		2-2 F9		6	0	0	0	0	0	2
Reggie Sanders, R OBP: 0.332, SLG: 0.417	0-2 G6-3		0-0 G5-3		3-2 1B			1-2 E5		2-2 G5-3		4-2 SH5-4 1B BB	5	1	1	0	1	0	1
Jeff Kent, R OBP: 0.362, SLG: 0.476		1-1 1B SF8 1B		1-1 G1-3	3-1 G5-3			2-0 G6-4-3		3-2 G1-3		4-2 1B SH5-4 BB	5	1	1	0	1	0	2
Benito Santiago, R OBP: 0.325, SLG: 0.473		3-2 1B		4-1 1B HBP SF8 BB			1-0 F8		1-1 BB 1B 2B 1B	0-1 2B 1B		0-0 SH5-4	4	2	3	0	1	0	0
J.T. Snow, L OBP: 0.319, SLG: 0.333		3-2 SF8		2-1 SF8 1B HBP			3-3 K		0-0 2B 1B	1-0 2B		2-1 1B	4	1	3	2	0	1	0
Pedro Feliz, R OBP: 0.291, SLG: 0.373 Felix Rodriguez, R (9, 1) Barry Bonds, L OBP: 0.574, SLG: 0.821 (10, 7)		1-2 P4		1-1 1B			1-1 L8		4-1 2B BB	4-0 FC6 IBB			3	0	1	0	0	0	1
Tsuyoshi Shinjo, R OBP: 0.297, SLG: 0.355 Marvin Benard, L OBP: 0.359, SLG: 0.459 (10, 8)		0-2 F8		0-1 SF8			0-1 F3		0-0 1B 2B	1-0 FC6			2	0	0	1	0	0	1
Kirk Rueter, L OBP: 0.194, SLG: 0.172 David Bell, R OBP: 0.317, SLG: 0.431 41 Chad Zerbe, L OBP: 0.200, SLG: 0.200			3-3 K	1-3 K			0-0 F7		0-3 K		0-0 F8		2	0	0	0	0	2	2


Inning Stats	R: 0	H: 0	E: 0	K: 8	S: 8	H: 2	LOB: 0	BB: 0	P: 12	R: 1	H: 2	E: 0	K: 10	S: 16	H: 1	LOB: 1	BB: 0	P: 24	R: 0	H: 1	E: 0	K: 11	S: 11	H: 1	LOB: 2	BB: 1	P: 20	R: 0	H: 1	E: 0	K: 8	S: 8	H: 0	LOB: 0	BB: 0	P: 12	R: 0	H: 0	E: 0	K: 5	S: 5	H: 0	LOB: 0	BB: 0	P: 5	R: 0	H: 0	E: 1	K: 8	S: 8	H: 0	LOB: 0	BB: 14	R: 3	H: 4	E: 0	K: 16	S: 16	H: 4	LOB: 1	BB: 1	P: 23	R: 0	H: 2	E: 0	K: 11	S: 11	H: 0	LOB: 0	BB: 10	R: 1	H: 1	E: 0	K: 10	S: 10	H: 1	LOB: 2	BB: 2	P: 20	1B: 9	2B: 3	3B: 0	HR: 0	SF: 2	SAC: 1	DP: 1	HBP: 1	WP: 0	PA: 51
--------------	------	------	------	------	------	------	--------	-------	-------	------	------	------	-------	-------	------	--------	-------	-------	------	------	------	-------	-------	------	--------	-------	-------	------	------	------	------	------	------	--------	-------	-------	------	------	------	------	------	------	--------	-------	------	------	------	------	------	------	------	--------	--------	------	------	------	-------	-------	------	--------	-------	-------	------	------	------	-------	-------	------	--------	--------	------	------	------	-------	-------	------	--------	-------	-------	-------	-------	-------	-------	-------	--------	-------	--------	-------	--------

PITCHER	IP	WLS	BF	H	R	ER	SO	BB	IBB	HBP	BLK	WP	HR	S	P	ERA	WHIP
Oliver Pérez, L ERA: 2.41	7.0		28	5	2	2	3	1	0	1	0	0	0	66	104	2.57	0.857
Steve Reed, R ERA: 1.85	1.0	H	3	0	0	0	0	0	0	0	0	0	0	8	14	0.00	0.000
Trevor Hoffman, R ERA: 2.37	1.0	B	7	4	3	3	1	1	0	0	0	0	0	16	23	27.00	5.000
Jeremy Fikac, R ERA: 3.96	2.0		9	2	0	0	0	0	1	0	0	0	0	18	32	0.00	1.000
Rodney Myers, R ERA: 3.68	0.1	L	4	1	1	1	0	2	0	0	0	0	0	10	20	27.00	9.000

**San Diego Padres @ San Francisco Giants**  
PacBell Park, San Francisco, CA  
Wed Jun 26 2002, 4:05 PM EDT  
Att: 40,037 - Sunny - 65 F

livebaseballscorecards.com

AB	42
R	6
H	12
RBI	6
BB	5
SO	4
LOB	13



Batter	1	2	3	4	5	6	7	8	9	AB R H RBI BB SO LOB	TOP											
Ramón Vázquez, L (1, 4) OBP: 0.321, SLG: 0.315										5 1 1 0 0 0 3												
Mark Kotsay, L (1, 8) OBP: 0.378, SLG: 0.455										4 1 2 1 1 1 0												
Ryan Klesko, L (1, 3) OBP: 0.401, SLG: 0.520										5 0 1 0 0 2 3												
Bubba Trammell, R (1, 9) OBP: 0.326, SLG: 0.354										4 1 1 0 1 0 3												
Ray Lankford, L (1, 7) OBP: 0.347, SLG: 0.361										1 1 0 0 2 0 0 1 0 0 0 1 1 3												
Ron Gant, R (7, PH) OBP: 0.352, SLG: 0.451																						
Deivi Cruz, R (1, 6) OBP: 0.288, SLG: 0.353										5 1 2 1 0 1 6												
D'Angelo Jimenez, S (1, 5) OBP: 0.299, SLG: 0.304																						
Jason Middlebrook, R (3, 1) OBP: 0.333, SLG: 0.333																						
Gene Kingsale, S (8, PH) OBP: 0.350, SLG: 0.474																						
David Lundquist, R (8, 1)																						
Mark Sweeney, L (9, PH) OBP: 0.230, SLG: 0.281										2 0 1 2 0 0 1 1 0 0 0 0 0 0 1 1 1 1 0 0 0 0 0 0 0 0 0 0 1 0 0 0 0 1 3												
Tom Lampkin, L (1, 2) OBP: 0.270, SLG: 0.303										3 0 0 1 0 1 1												
Kevin Jarvis, L (1, 1) OBP: 0.500, SLG: 0.375																						
Julius Matos, R (3, 5) OBP: 0.266, SLG: 0.333										0 0 0 0 1 0 0 2 0 0 0 1 1 0												
<b>Inning Stats</b>	R: 5 E: 2 K: 1 S: 23	H: 4 LOB: 2 BB: 2 P: 40	R: 0 E: 0 K: 0 S: 7	H: 0 LOB: 0 BB: 0 P: 9	R: 0 E: 0 K: 0 S: 11	H: 1 LOB: 1 BB: 0 P: 17	R: 0 E: 1 K: 2 S: 15	H: 0 LOB: 2 BB: 1 P: 25	R: 0 E: 0 K: 0 S: 4	H: 0 LOB: 0 BB: 1 P: 10	R: 0 E: 0 K: 0 S: 4	H: 0 LOB: 0 BB: 0 P: 6	R: 0 E: 0 K: 2 S: 14	H: 1 LOB: 2 BB: 1 P: 22	R: 1 E: 0 K: 1 S: 9	H: 1 LOB: 0 BB: 1 P: 14	R: 0 E: 0 K: 2 S: 13	H: 2 LOB: 3 BB: 1 P: 23	1B: 6 2B: 2 3B: 0 HR: 1	SF: 1 SAC: 0 DP: 2 HBP: 0	WP: 0 PB: 0 SB: 2 CS: 0	PA: 43
<b>PITCHER</b>	IP WLS BF H R ER SO BB IBB HBP BLK WP HR S P ERA WHIP																					
Ryan Jensen, R (1, 1) ERA: 4.55	6.0 W 28 5 5 3 3 4 0 0 0 0 0 0 64 107 4.50 1.500																					
Aaron Fultz, L (7, 1) ERA: 5.48	1.1 H 7 2 1 1 3 1 0 0 0 0 0 1 18 27 6.75 2.250																					
Tim Worrell, R (8, 1) ERA: 2.25	0.2 H 5 2 0 0 0 2 0 0 0 0 0 0 11 23 0.00 6.000																					
Robb Nen, R (9, 1) ERA: 1.8	1.0 S 3 0 0 0 2 0 0 0 0 0 0 0 7 9 0.00 0.000																					

San Diego Padres @ San Francisco Giants  
PacBell Park, San Francisco, CA  
Thu Jun 27 2002, 3:35 PM EDT  
Att. 39,519 - Overcast - 61 F

AB	35
R	6
H	9
RBI	6
BB	7
SO	8
LOB	23



Batter	1	2	3	4	5	6	7	8	9
David Bell, R OBP: 0.321, SLG: 0.430 (1, 5)	G5-3		F8	G6-4-3		BB 2B 1B		1B 2B HBP	
Rich Aurilia, R OBP: 0.296, SLG: 0.429 (1, 6)	F8 2B		1B 2B	G6-4-3		2B BB		2B 1B 1B	
Jeff Kent, R OBP: 0.365, SLG: 0.485 (1, 4)	F8		BB 2B 1B		G4-3	2B		1B 2B	
Barry Bonds, L OBP: 0.575, SLG: 0.812 (1, 7)	G4-3		2B BB		G4-3	IBB		IBB	
Reggie Sanders, R OBP: 0.337, SLG: 0.424 (1, 9)		F9	2B		1B	G5-3		1B	
J.T. Snow, L OBP: 0.312, SLG: 0.326 (1, 3)		L9	G6-3		K		G4-3	F7	
Tsuyoshi Shinjo, R OBP: 0.295, SLG: 0.349 (1, 8)		G5-3	BB			F9	F9	G6-3	
Yorvit Torrealba, R OBP: 0.355, SLG: 0.382 (1, 2)						BB 1B 2B 1B	FC6-4 BB		
Ryan Jensen, R OBP: 0.174, SLG: 0.182 (1, 1)			E1		K	B3	FC6-4		
Aaron Fultz, L (7, 1)			2B 1B						
Tim Worrell, R (8, 1)									
Robb Nen, R (9, 1)									

Inning Stats	R: 0	H: 1	E: 0	K: 0	S: 8	R: 0	H: 0	E: 0	K: 0	S: 5	R: 5	H: 4	E: 1	K: 0	S: 26	R: 0	H: 0	E: 0	K: 1	S: 9	R: 0	H: 1	E: 0	K: 1	S: 10	R: 3	H: 3	E: 0	K: 0	S: 13	R: 0	H: 0	E: 0	K: 0	S: 10	R: 3	H: 3	E: 0	K: 0	S: 15
	LOB: 1	BB: 0	P: 13			LOB: 0	BB: 0	P: 9			LOB: 2	BB: 2	P: 43			LOB: 1	BB: 0	P: 17			LOB: 2	BB: 2	P: 27			LOB: 1	BB: 1	P: 18			LOB: 1	BB: 1	P: 28			LOB: 1	BB: 1	P: 28		

PITCHER	IP	WLS	BF	H	R	ER	SO	BB	IBB	HBP	BLK	WP	HR	S	P	ERA	WHIP
Kevin Jarvis, R ERA: 3.09 (1, 1)	2.2		16	5	5	3	0	2	0	0	0	0	0	37	62	10.12	2.625
Jason Middlebrook, R ERA: 5.19 (3, 1)	4.1	L	20	4	3	3	2	3	1	0	0	0	0	44	83	6.23	1.615
David Lundquist, R ERA: 27.0 (8, 1)	1.0		7	3	3	3	0	0	1	1	0	0	0	15	28	27.00	3.000

**BOTTOM**


**San Diego Padres @ San Francisco Giants**  
PacBell Park, San Francisco, CA

Thu Jun 27 2002, 3:35 PM EDT  
Att. 39,519 - Overcast - 61 F

AB	R	H	RBI	BB	SO	LOB
3	2	1	0	1	0	2
4	3	3	1	1	0	1
5	2	3	6	0	0	1
2	1	0	0	3	0	1
5	0	3	3	0	0	2
5	0	0	1	0	1	3
4	0	0	0	1	0	1
3	2	2	0	1	0	2
3	1	0	0	0	1	2
1	0	0	0	0	0	1
0	0	0	0	0	0	0
0	0	0	0	0	0	0

AB	35
R	11
H	12
RBI	11
BB	7
SO	2
LOB	16

WP: 0 PA: 43  
PB: 0  
SB: 0  
CS: 0



PITCHER	IP	WLS	BF	H	R	ER	SO	BB	IBB	HBP	BLK	WP	HR	S	P	ERA	WHIP
Kevin Jarvis, R ERA: 3.09 (1, 1)	2.2		16	5	5	3	0	2	0	0	0	0	0	37	62	10.12	2.625
Jason Middlebrook, R ERA: 5.19 (3, 1)	4.1	L	20	4	3	3	2	3	1	0	0	0	0	44	83	6.23	1.615
David Lundquist, R ERA: 27.0 (8, 1)	1.0		7	3	3	3	0	0	1	1	0	0	0	15	28	27.00	3.000

Batter	1	2	3	4	5	6	7	8	9	AB R H RBI BB SO LOB	TOP											
Ramón Vázquez, L OBP: 0.327, SLG: 0.318 (1, 4)	L6		F8		G1-3 2B 1B	G3-1		FC4-6 1B		5 1 2 1 1 0 4	<b>San Diego Padres @ Kansas City Royals</b> Kauffman Stadium, Kansas City, MO Fri Jun 28 2002, 7:05 PM CDT Att. 29,935 - Sunny - 89 F <a href="http://livebaseballscorecards.com">livebaseballscorecards.com</a>											
Mark Kotsay, L OBP: 0.377, SLG: 0.450 (1, 8)			F8		F8		G6-3	FC4-6 1B		5 1 1 1 1 0 6												
Ryan Klesko, L OBP: 0.399, SLG: 0.514 (1, 3)		L4	L4		G1-3				G6-3	5 1 1 0 1 0 3												
Bubba Trammell, R OBP: 0.339, SLG: 0.370 (1, 9)				F8						5 1 4 1 1 0 0												
Ron Gant, R OBP: 0.336, SLG: 0.426 (1, 10)	P6	K		G6-3	G5-3		G6-4-3		K	6 0 0 0 0 2 8												
Ray Lankford, L OBP: 0.346, SLG: 0.360 (1, 7)		FC4-6				G3-1		G3	G4-3	6 2 2 2 0 0 2												
Deivi Cruz, R OBP: 0.290, SLG: 0.355 (1, 6)			G4-3			G6-3		F9		4 2 1 1 1 0 0												
D'Angelo Jimenez, S OBP: 0.310, SLG: 0.324 (1, 5)										4 2 4 4 1 0 0												
Tom Lampkin, L OBP: 0.286, SLG: 0.301 (1, 2)										1 0 0 0 3 1 1												
<b>Inning Stats</b>	R: 5 E: 0 K: 0 S: 19	H: 2 LOB: 3 BB: 6 P: 52	R: 0 E: 0 K: 1 S: 8	H: 1 LOB: 1 BB: 0 P: 11	R: 1 E: 0 K: 0 S: 10	H: 1 LOB: 2 BB: 2 P: 23	R: 2 E: 0 K: 1 S: 11	H: 3 LOB: 1 BB: 0 P: 21	R: 1 E: 0 K: 0 S: 13	H: 2 LOB: 1 BB: 0 P: 22	R: 0 E: 0 K: 0 S: 8	H: 1 LOB: 2 BB: 0 P: 14	R: 0 E: 0 K: 0 S: 8	H: 2 LOB: 1 BB: 0 P: 15	R: 1 E: 0 K: 0 S: 9	H: 2 LOB: 2 BB: 1 P: 21	R: 0 E: 0 K: 1 S: 11	H: 1 LOB: 1 BB: 0 P: 15	1B: 11 2B: 3 3B: 1 HR: 0	SF: 0 SAC: 0 DP: 1 HBP: 1	WP: 1 PB: 1 SB: 0 CS: 0	PA: 51
<b>PITCHER</b>	IP WLS BF H R ER SO BB IBB HBP BLK WP HR S P ERA WHIP																					
Miguel Asencio, R ERA: 6.26 (1, 1)	0.2																					
Mac Suzuki, R ERA: 9.0 (1, 1)	3.2																					
Cory Bailey, R ERA: 3.86 (5, 1)	2.0																					
Jason Grimsley, R ERA: 4.76 (7, 1)	1.2	W																				
Scott Mullen, L ERA: 2.45 (9, 1)	1.0																					

**San Diego Padres @ Kansas City Royals**  
 Kauffman Stadium, Kansas City, MO  
 Fri Jun 28 2002, 7:05 PM CDT  
 Att. 29,935 - Sunny - 89 F

AB	41
R	10
H	15
RBI	10
BB	9
SO	3
LOB	24





**BOTTOM**

**San Diego Padres @ Kansas City Royals**  
 Kauffman Stadium, Kansas City, MO

[livebaseballscorecards.com](http://livebaseballscorecards.com)

<b>AB</b>	<b>39</b>
<b>R</b>	<b>14</b>
<b>H</b>	<b>18</b>
<b>RBI</b>	<b>13</b>
<b>BB</b>	<b>7</b>
<b>SO</b>	<b>3</b>
<b>LOB</b>	<b>23</b>



WP: 0	PA: 47
PB: 0	
SB: 1	
CS: 0	

Fri Jun 28 2002, 7:05 PM CDT  
 Att: 29,935 - Sunny - 89 F

Batter	1	2	3	4	5	6	7	8	9	AB	R	H	RBI	BB	SO	LOB
Luis Alicaia, S OBP: 0.317, SLG: 0.286 (1, 4)	G1		F7	G3-1	BB		P3	FC8-5		5	0	1	2	1	0	2
Aaron Guiel, L OBP: 0.450, SLG: 0.706 (1, 9)	2B		29 HR		1B		29 2B	FC8-5		5	3	3	0	1	1	5
Carlos Beltrán, S OBP: 0.339, SLG: 0.476 (1, 10)	G6-3		K		1B		29 2B			5	2	2	0	0	1	2
29 Mike Sweeney, R OBP: 0.432, SLG: 0.604 (1, 3)	G4-3		HR		1B		F5	2B		4	2	2	5	1	0	1
Joe Randa, R OBP: 0.361, SLG: 0.475 (1, 5)			F8		1B		G6-3			4	2	2	2	1	0	0
Raul Ibanez, L OBP: 0.305, SLG: 0.463 (1, 7)					1B					5	2	4	2	0	0	2
Michael Tucker, L OBP: 0.345, SLG: 0.347 (1, 8)					1B					3	2	3	1	1	0	0
Neffi Perez, S OBP: 0.244, SLG: 0.303 (1, 6)			L4		F7		G6-3	F7		4	0	0	1	1	0	5
Brent Mayne, L OBP: 0.309, SLG: 0.264 (1, 2)			G4-6-3		F8		K			4	1	1	0	1	1	6

Inning Stats	R: 0	H: 1	E: 0	LOB: 1	K: 0	BB: 0	S: 9	R: 1	H: 3	E: 0	LOB: 1	K: 0	BB: 0	S: 8	R: 2	H: 2	E: 0	LOB: 0	K: 1	BB: 0	S: 10	R: 1	H: 2	E: 1	LOB: 1	K: 0	BB: 0	S: 9	R: 4	H: 4	E: 0	LOB: 3	K: 2	BB: 3	S: 19	R: 0	H: 0	E: 0	LOB: 0	K: 0	BB: 0	S: 10	R: 5	H: 4	E: 0	LOB: 2	K: 0	BB: 3	S: 12	R: 1	H: 2	E: 0	LOB: 1	K: 0	BB: 1	S: 8	1B: 11	SF: 0	3B: 0	DP: 2	HR: 1	HBP: 0	WP: 0	PA: 47
--------------	------	------	------	--------	------	-------	------	------	------	------	--------	------	-------	------	------	------	------	--------	------	-------	-------	------	------	------	--------	------	-------	------	------	------	------	--------	------	-------	-------	------	------	------	--------	------	-------	-------	------	------	------	--------	------	-------	-------	------	------	------	--------	------	-------	------	--------	-------	-------	-------	-------	--------	-------	--------

PITCHER	IP	WLS	BF	H	R	ER	SO	BB	IBB	HBP	BLK	WP	HR	S	P	ERA	WHIP
Brian Lawrence, R ERA: 3.63 (1, 1)	4.0		23	11	8	7	1	1	0	0	0	0	1	42	66	15.75	3.000
49 Eric Cyr, L ERA: 8.1 (5, 1)	2.0	L	11	3	2	2	2	1	1	0	0	0	0	26	45	9.00	2.000
Jeremy Fikac, R ERA: 4.62 (7, 1)	0.2	B	6	2	3	3	0	1	1	0	1	0	0	8	23	40.50	4.500
David Lundquist, R ERA: 16.88 (7, 1)	1.1		7	2	1	1	0	2	0	0	0	0	0	9	20	6.75	3.000



Batter	1	2	3	4	5	6	7	8	9	10	AB R H RBI BB SO LOB
Luis Alica S OBP: 0.313, SLG: 0.282 (1, 4)	3-2 1B 2B 1B		2-2 F8		1-1 F7		0-0 L5			3-2 F8	5 1 1 0 0 0 0
Aaron Guiel, L OBP: 0.440, SLG: 0.619 (1, 9)	1-2 2B 1-3 1B		0-0 G3			3-1 G4-3		1-1 F9		4-2 BB	4 0 1 0 1 0 0
Carlos Beltrán, S OBP: 0.340, SLG: 0.481 (1, 8)	2-2 1-3 3-H 2B		0-1 F8			1-0 29 HR 2B		2-3 K		0-2 F8	5 1 2 1 0 1 1
29 Mike Sweeney, R OBP: 0.432, SLG: 0.610 (1, 3)	0-0 P4			0-2 F3		3-2 2-H HR		4-0 BB BB		3-2 P4	4 1 1 2 1 0 3
Joe Randa, R OBP: 0.359, SLG: 0.469 (1, 5)	1-3 K			1-0 F7		3-2 G3		4-0 BB BB			3 0 0 0 1 1 2
Raul Ibanez, L OBP: 0.304, SLG: 0.464 (1, 10)	2-0 F8			3-2 2B		1-1 F2		0-2 F8			4 0 1 0 0 0 4
Michael Tucker, L OBP: 0.343, SLG: 0.360 (1, 7)		2-2 F9		2-3 K			0-0 HR		0-0 G6-3		4 1 1 1 0 1 1
Neifi Perez, S OBP: 0.241, SLG: 0.299 (1, 6)		0-1 F8		1-1 G4-3			1-0 G4-3		1-0 G1-3		4 0 0 0 0 0 0
Brent Mayne, L OBP: 0.301, SLG: 0.256 (1, 2)		2-0 G3-1		0-0 G3-1			2-1 G3-1		0-0 G6-3		4 0 0 0 0 0 0

Inning Stats	R: 1	H: 3	E: 0	K: 1	S: 17	P: 26	R: 0	H: 0	E: 0	K: 0	S: 6	P: 10	R: 0	H: 0	E: 0	K: 0	S: 6	P: 8	R: 0	H: 1	E: 0	K: 1	S: 13	P: 19	R: 0	H: 0	E: 0	K: 0	S: 5	P: 7	R: 2	H: 2	E: 0	K: 0	S: 12	P: 23	R: 1	H: 1	E: 0	K: 0	S: 5	P: 8	R: 0	H: 0	E: 0	K: 1	S: 8	P: 19	R: 0	H: 0	E: 0	K: 0	S: 3	P: 4	R: 0	H: 0	E: 0	K: 0	S: 11	P: 21	1B: 2	2B: 3	3B: 0	HR: 2	SF: 0	SAC: 0	DP: 0	HBP: 0	WP: 0	PA: 40
--------------	------	------	------	------	-------	-------	------	------	------	------	------	-------	------	------	------	------	------	------	------	------	------	------	-------	-------	------	------	------	------	------	------	------	------	------	------	-------	-------	------	------	------	------	------	------	------	------	------	------	------	-------	------	------	------	------	------	------	------	------	------	------	-------	-------	-------	-------	-------	-------	-------	--------	-------	--------	-------	--------

PITCHER	IP	WLS	BF	H	R	ER	SO	BB	IBB	HBP	BLK	WP	HR	S	P	ERA	WHIP
Brett Tomko, R ERA: 3.79 (1, 1)	7.2		32	7	4	4	3	2	0	0	0	0	2	69	117	4.70	1.174
Steve Reed, R ERA: 1.78 (8, 1)	1.1	W	4	0	0	0	0	0	0	0	0	0	0	6	7	0.00	0.000
Trevor Hoffman, R ERA: 2.3 (10, 1)	1.0		4	0	0	0	0	1	0	0	0	0	0	11	21	0.00	1.000

BOTTOM

San Diego Padres @ Kansas City Royals  
 Kauffman Stadium, Kansas City, MO  
 Sat Jun 29 2002, 6:05 PM CDT  
 Att. 27,441 - Cloudy - 91 F

AB	37
R	4
H	7
RBI	4
BB	3
SO	3
LOB	11



Batter	1	2	3	4	5	6	7	8	9	AB R H RBI BB SO LOB	TOP	
Ramón Vázquez, L (1, 4) OBP: 0.317, SLG: 0.302	3-2 F8 ①		2-2 G4-3 ②		0-0 L4 ③			0-0 F7 ②		4 0 0 0 0 0 1		
Mark Kotsay, L (1, 8) OBP: 0.382, SLG: 0.450	3-2 F7 ②		4-1 BB ③			0-0 G6-3 ①		0-1 G4-3 ③		3 0 0 0 1 0 0		
Bubba Trammell, R (8, 9) OBP: 0.341, SLG: 0.366										0 0 0 0 0 0 0		
Ryan Klesko, L (1, 3) OBP: 0.399, SLG: 0.520	2-2 1B ③		1-2 G5-3 ③			1-0 P4 ②			4-1 1B G4-3 BB	3 0 1 0 0 0 1		
D'Angelo Jimenez, S (7, 1) OBP: 0.311, SLG: 0.321										0 0 0 0 1 0 0		
Ron Gant, R (1, 7) OBP: 0.328, SLG: 0.431	1-3 K ③			2-0 F7 ①		2-1 F7 ③			3-3 K ①	4 0 0 0 0 2 2		
Mark Sweeney, L (1, 10) OBP: 0.215, SLG: 0.262		2-2 G4-3 ①		3-2 G4-1 ②			0-3 K ①		2-1 G4-3 ②	4 0 0 0 0 1 1		
Deivi Cruz, R (1, 6) OBP: 0.289, SLG: 0.352		0-1 G4-3 ②		2-2 L4 ③			1-1 F7 ②		1-0 G4-3 ②	4 0 1 0 0 0 0		
Julius Matos, R (1, 5) OBP: 0.290, SLG: 0.397		3-2 1B ③			0-0 G1 1B ①		1-1 HR ③		2-3 1B ③	4 0 1 0 0 0 0		
Tom Lampkin, L (1, 2) OBP: 0.286, SLG: 0.307		1-1 G4-3 ③			0-2 G1 ①		1-3 K ③		1-1 L3 ③	4 1 3 1 0 0 2		
Gene Kingsale, S (1, 9) OBP: 0.292, SLG: 0.391			0-1 G4-3 ①		2-1 F8 ②			1-3 K ①		3 0 0 0 0 1 1		
<b>Inning Stats</b>	R: 0 H: 1 E: 0 LOB: 1 K: 1 BB: 0 S: 19 P: 28	R: 0 H: 1 E: 0 LOB: 1 K: 0 BB: 0 S: 10 P: 16	R: 0 H: 0 E: 0 LOB: 1 K: 0 BB: 1 S: 10 P: 17	R: 0 H: 0 E: 0 LOB: 0 K: 0 BB: 0 S: 14 P: 21	R: 0 H: 1 E: 0 LOB: 1 K: 0 BB: 0 S: 7 P: 9	R: 0 H: 0 E: 0 LOB: 0 K: 0 BB: 0 S: 4 P: 7	R: 1 H: 1 E: 0 LOB: 0 K: 2 BB: 0 S: 11 P: 14	R: 0 H: 0 E: 0 LOB: 0 K: 1 BB: 0 S: 6 P: 7	R: 0 H: 1 E: 0 LOB: 2 K: 1 BB: 1 S: 9 P: 20	1B: 4 SF: 0 2B: 0 SAC: 0 3B: 0 DP: 0 HR: 1 HBP: 0	WP: 0 PA: 34 PB: 0 SB: 0 CS: 0	
<b>PITCHER</b>	IP WLS BF H R ER SO BB IBB HBP BLK WP HR S P ERA WHIP											
Jeff Suppan, R (1, 1) ERA: 4.57	7.0 W 26 4 1 1 3 1 0 0 0 0 0 1 75 112 1.29 0.714											
Jason Grimsley, R (8, 1) ERA: 5.52	1.0 3 0 0 0 1 0 0 0 0 0 0 0 6 7 0.00 0.000											
Cory Bailey, R (9, 1) ERA: 3.77	1.0 5 1 0 0 1 1 0 0 0 0 0 0 9 20 0.00 2.000											

San Diego Padres @ Kansas City Royals  
Kauffman Stadium, Kansas City, MO

Sun Jun 30 2002, 1:05 PM CDT  
Att. 22,073 - Cloudy - 91 F

AB	32
R	1
H	5
RBI	1
BB	2
SO	5
LOB	10



Batter	1	2	3	4	5	6	7	8	9	AB	R	H	RBI	BB	SO	LOB
<b>Luis Alicea, S</b> OBP: 0.321, SLG: 0.287 (1, 4)	3-2 G5-3 HBP 1B	3-1 1B		4-1 SH5-3 BB		2-3 K	1-2 E4 2B	1-0 F9		5	1	2	1	1	1	1
<b>Aaron Guiel, L</b> OBP: 0.517, SLG: 0.696 (1, 10)	1-0 G5-3 HBP 1B	2-1 1B		0-1 SH5-3 BB		4-0 2B	1-1 WP 1B 2B			2	2	2	3	1	0	0
<b>Carlos Beltrán, S</b> OBP: 0.338, SLG: 0.480 (1, 8)	3-3 K	2-2 G3-1		0-3 K		3-0 1B 2B	0-1 F7			5	1	1	1	0	2	7
<b>29 Mike Sweeney, R</b> OBP: 0.431, SLG: 0.604 <b>Brandon Berger, R</b> OBP: 0.265, SLG: 0.360 (1, 3) (8, 9)	2-2 G5-3 1-2 2-3f		1-3 K	4-1 BB		1-3 K	4-2 1B 3B BB			3	1	0	0	2	2	3
<b>Joe Randa, R</b> OBP: 0.363, SLG: 0.484 (1, 5)		0-1 G3	2-1 HR	2-1 F9		2-1 HR 1B	1-1 3B 1B			5	3	3	3	0	0	3
<b>Raul Ibanez, L</b> OBP: 0.322, SLG: 0.500 (1, 7)		4-1 1B SF7 BB	2-2 1B		4-1 G3-6 1B BB	3-1 HR	2-2 3B			3	2	3	4	2	0	0
<b>Michael Tucker, L</b> OBP: 0.345, SLG: 0.361 (1, 9) (8, 3)		0-0 1B 1B	2-3 K		0-0 G3-6 1B	1-0 G3-1	0-0 F9			5	1	2	0	0	1	2
<b>Neffi Perez, S</b> OBP: 0.241, SLG: 0.303 <b>Mike Caruso, S</b> (1, 6) (8, 6)		1-2 SF7	1-2 P5		0-2 G3-6		0-0 E 2B 2B	2-1 F3		3	1	1	1	0	0	3
<b>A.J. Hinch, R</b> OBP: 0.311, SLG: 0.409 (1, 2)		0-0 1B 1B		4-1 SH5-3 BB BB		2-0 L6	0-0 P4	1-0 F7		1	0	0	1	0	2	

Inning Stats	R: 0	H: 1	E: 0	LOB: 1	K: 1	P: 22	R: 3	H: 4	E: 0	LOB: 2	K: 0	P: 28	R: 1	H: 2	E: 0	LOB: 1	K: 2	P: 26	R: 0	H: 0	E: 0	LOB: 3	K: 1	P: 24	R: 0	H: 1	E: 0	LOB: 1	K: 0	P: 12	R: 4	H: 3	E: 0	LOB: 0	K: 2	P: 29	R: 5	H: 4	E: 1	LOB: 1	K: 0	P: 27	R: 0	H: 0	E: 0	LOB: 0	K: 0	P: 8
<b>1B: 9</b>	<b>SF: 1</b>	<b>WP: 1</b>	<b>PA: 46</b>																																													
<b>2B: 3</b>	<b>SAC: 1</b>	<b>PB: 1</b>																																														
<b>3B: 1</b>	<b>DP: 2</b>	<b>SB: 0</b>																																														
<b>HR: 2</b>	<b>HBP: 1</b>	<b>CS: 0</b>																																														

PITCHER	IP	WLS	BF	H	R	ER	SO	BB	IBB	HBP	BLK	WP	HR	S	P	ERA	WHIP
<b>44 Jake Peavy, R</b> ERA: 5.0 (1, 1)	3.0	L	19	7	4	4	3	3	0	0	0	0	1	50	86	12.00	3.333
<b>Jason Middlebrook, R</b> ERA: 5.09 (4, 1)	0.2		3	0	0	0	1	1	0	0	0	0	0	6	10	0.00	1.500
<b>Rodney Myers, R</b> ERA: 5.29 (4, 1)	2.1		12	4	4	4	2	2	0	0	0	0	1	21	45	15.43	2.571
<b>Jeremy Fikac, R</b> ERA: 4.78 (7, 1)	0.2		8	4	5	1	0	1	0	0	0	1	0	17	26	13.50	7.500
<b>D'Angelo Jimenez, R</b> ERA: (7, 1)	1.1		4	0	0	0	0	0	0	0	0	0	0	5	9	0.00	0.000

**BOTTOM**

**San Diego Padres @ Kansas City Royals**  
Kauffman Stadium, Kansas City, MO

Sun Jun 30 2002, 1:05 PM CDT  
Att: 22,073 - Cloudy - 91 F

livebaseballscorecards.com

**AB 36**  
**R 13**  
**H 15**  
**RBI 13**  
**BB 7**  
**SO 6**  
**LOB 21**



Batter	1	2	3	4	5	6	7	8	9	AB R H RBI BB SO LOB	TOP																												
Ramón Vázquez, L (1, 6) OBP: 0.321, SLG: 0.307	2-2 G4-3 WP S 1B		0-1 G1-3		1-3 K		0-1 1B			4 1 2 0 0 1 0	<b>San Diego Padres @ St. Louis Cardinals</b> Busch Stadium, St. Louis, MO Mon Jul 01 2002, 7:10 PM CDT Att. 30,113 - Sunny - 97 F																												
Mark Kotsay, L (1, 8) OBP: 0.383, SLG: 0.449	2-3 1-2 K		4-2 BB			2-1 FC4-6 1B	0-2 G3			3 0 1 0 1 1 2																													
Ryan Klesko, L (1, 3) OBP: 0.393, SLG: 0.512	1-0 G4-3		1-2 G3			1-0 FC4-6 1-2f HR		1-0 F9		4 1 0 0 0 0 3																													
Ray Lankford, L (1, 7) OBP: 0.347, SLG: 0.383	1-3 K			2-3 K		2-0 1-H HR		1-3 K		4 1 1 2 0 3 0																													
Bubba Trammell, R (1, 9) OBP: 0.336, SLG: 0.359		2-3 K		1-0 F8		2-1 E4		2-3 K		4 0 0 0 0 2 0																													
D'Angelo Jimenez, S (1, 5) OBP: 0.310, SLG: 0.320		2-1 F7		0-1 FC6-4 1B		1-1 F7		1-1 G3-1		4 0 1 0 0 0 1																													
Wiki Gonzalez, R (1, 2) OBP: 0.410, SLG: 0.381		4-2 BB		0-0 FC6-4 1-2f		2-2 F8		1-2 G5-4-3 1B		3 0 1 0 1 0 2																													
Julius Matos, R (1, 4) OBP: 0.274, SLG: 0.375		2-0 G5-3			0-0 F7		1-1 G6-3		1-2 G5-4-3	4 0 0 0 0 0 2																													
Oliver Pérez, L (1, 1) Mark Sweeney, L (7, PH) Kevin Pickford, L (7, 1)			2-2 G5-3		2-2 G6-3		2-0 F8			2 0 0 0 0 0 0 1 0 0 0 0 0 0 0 0 0 0 0 0 0																													
<b>Inning Stats</b>	R: 1 E: 0 K: 2 S: 10	H: 1 LOB: 0 BB: 0 P: 16	R: 0 E: 0 K: 1 S: 10	H: 0 LOB: 1 BB: 1 P: 20	R: 0 E: 0 K: 0 S: 11	H: 0 LOB: 1 BB: 1 P: 18	R: 0 E: 0 K: 1 S: 8	H: 1 LOB: 1 BB: 0 P: 11	R: 0 E: 0 K: 1 S: 8	H: 0 LOB: 0 BB: 0 P: 11	R: 2 E: 1 K: 0 S: 11	H: 2 LOB: 1 BB: 0 P: 21	R: 0 E: 0 K: 2 S: 8	H: 1 LOB: 1 BB: 0 P: 11	R: 0 E: 0 K: 2 S: 8	H: 0 LOB: 0 BB: 0 P: 12	R: 0 E: 0 K: 0 S: 9	H: 1 LOB: 0 BB: 0 P: 12	1B: 5 2B: 0 3B: 0 HR: 1	SF: 0 SAC: 0 DP: 1 HBP: 0	WP: 1 PB: 0 SB: 1 CS: 0	PA: 35																	
<b>PITCHER</b> Woody Williams, R (1, 1) ERA: 2.39 Mike Crudale, R (9, 1) ERA: 1.59	IP 8.0	WLS W	BF 32	H 5	R 3	ER 3	SO 7	BB 2	IBB 0	HBP 0	BLK 0	WP 1	HR 1	S 74	P 120	ERA 3.38	WHIP 0.875						<b>PITCHER</b> IP 1.0	WLS 3	BF 1	H 1	R 0	ER 0	SO 0	BB 0	IBB 0	HBP 0	BLK 0	WP 0	HR 0	S 9	P 12	ERA 0.00	WHIP 1.000

livebaseballscorecards.com

<b>AB</b>	<b>33</b>
<b>R</b>	<b>3</b>
<b>H</b>	<b>6</b>
<b>RBI</b>	<b>2</b>
<b>BB</b>	<b>2</b>
<b>SO</b>	<b>7</b>
<b>LOB</b>	<b>10</b>



Batter	1	2	3	4	5	6	7	8	9
Miguel Cairo, R (1, 7) OBP: 0.276, SLG: 0.385 Mike Crudale, R (9, 1)	4-1 E 15 HR BB		2-1 HR	2-1 F9		1-1 F9		1-1 G5-3	
Placido Polanco, R (1, 4) OBP: 0.296, SLG: 0.367	3-2 L4 1-3		1-1 1B 2B		0-2 F7		3-1 F9		
15 Jim Edmonds, L (1, 8) OBP: 0.440, SLG: 0.625	1-1 HR		3-3 K		0-2 5 HR 1B		2-2 5 1B HBP		
5 Albert Pujols, R (1, 3) OBP: 0.381, SLG: 0.541	1-2 G5-3		0-0 L7		3-2 HR		2-1 1B		
Edgar Renteria, R (1, 6) OBP: 0.347, SLG: 0.405	1-3 K		0-0 1B		1-0 G5-4-3 1B		2-1 HBP		
Mike Coolbaugh, R (1, 5)		1-0 G1-3	1-3 K		0-0 G5-4-3		2-3 K		
Eli Marrero, R (1, 9) OBP: 0.332, SLG: 0.429		1-2 F8		1-1 E2 SH1-3 1B		4-1 SH1-3 BB		0-0 G6-3	
Mike Matheny, R (1, 2) OBP: 0.297, SLG: 0.342		0-0 P4		0-1 SH1-3		1-3 K		3-2 F3	
Woody Williams, R (1, 1) OBP: 0.273, SLG: 0.500 Eduardo Perez, R (8, PH) OBP: 0.247, SLG: 0.299 Kerry Robinson, L (8, PR) OBP: 0.330, SLG: 0.375 (9, 7)			0-0 HR	1-3 K		0-2 SH1-3		4-1 BB	

AB	R	H	RBI	BB	SO	LOB
4	2	1	1	1	0	3
0	0	0	0	0	0	0
4	1	1	0	0	0	1
3	2	2	2	0	1	1
4	1	2	2	0	0	1
3	0	2	1	0	1	0
4	0	0	0	0	2	4
3	0	1	0	1	0	0
3	0	0	0	0	1	1
2	1	1	1	0	1	1
0	0	0	0	1	0	0
0	0	0	0	0	0	0

**BOTTOM**

**San Diego Padres @ St. Louis Cardinals**  
**Busch Stadium, St. Louis, MO**  
 Mon Jul 01 2002, 7:10 PM CDT  
 Att: 30,113 - Sunny - 97 F

[livebaseballscorecards.com](http://livebaseballscorecards.com)

<b>AB</b>	<b>30</b>
<b>R</b>	<b>7</b>
<b>H</b>	<b>10</b>
<b>RBI</b>	<b>7</b>
<b>BB</b>	<b>3</b>
<b>SO</b>	<b>6</b>
<b>LOB</b>	<b>12</b>



1B: 5	SF: 0
2B: 1	SAC: 2
3B: 0	DP: 1
HR: 4	HBP: 2

WP: 0	PA: 37
PB: 0	
SB: 0	
CS: 0	

Inning Stats		R	H	E	K	S	R	H	E	K	S	R	H	E	K	S	R	H	E	K	S	R	H	E	K	S
R: 2		1	0	0	15	25	R: 0		0	0	7	R: 3		4	0	22	R: 0		1	0	13	R: 2		3	0	15
E: 1		0	0	0	15	25	E: 0		0	0	7	E: 0		0	0	7	E: 0		1	0	13	E: 0		1	0	15
K: 1		1	0	0	15	25	K: 0		0	0	7	K: 2		0	0	22	K: 1		0	0	13	K: 1		0	0	15
S: 15		25	S: 5		7	S: 15		22	S: 9		13	S: 11		15	S: 9		15	S: 10		21	S: 7		15	S: 7		15

PITCHER		IP	WLS	BF	H	R	ER	SO	BB	IBB	HBP	BLK	WP	HR	S	P	ERA	WHIP
Oliver Pérez, L (1, 1) ERA: 4.38		6.0	L	28	9	7	7	5	2	0	0	0	0	4	64	97	10.50	1.833
Kevin Pickford, L (7, 1) ERA: 5.08		2.0		9	1	0	0	1	1	0	2	0	0	0	17	36	0.00	1.000

WP	HR	S	P	ERA	WHIP
0	0	0	0	0	0

Batter	1	2	3	4	5	6	7	8	9	AB R H RBI BB SO LOB	TOP					
Mark Kotsay, L (1, 8) OBP: 0.386, SLG: 0.454	1-2 F7		1-2 F7		1-0 1B 2B 1B	1-1 1B			0-1 P6	5 1 3 0 0 0 0						
Deivi Cruz, R (1, 6) OBP: 0.291, SLG: 0.353	2-1 P6		0-0 G5-3		2-2 1B 2B 1B	0-0 G1-3			0-1 1B	5 1 2 0 0 0 2						
Ryan Klesko, L (1, 3) OBP: 0.394, SLG: 0.513	1-2 1B 2B		1-1 G3		0-0 2B SF8 1B				2-1 G6-3	5 2 2 0 0 0 2						
Ron Gant, R (1, 7) OBP: 0.340, SLG: 0.458	2-2 2-H 1B				2-1 G4-3 1B 2B	0-2 SF8 2B				4 1 3 3 0 0 0						
Bubba Trammell, R (1, 9) OBP: 0.331, SLG: 0.353	1-3 K				0-1 G4-3 2-3	2-2 G5-3				4 0 0 0 0 1 4						
Wiki Gonzalez, R (1, 2) OBP: 0.404, SLG: 0.372					4-2 1B BB	3-2 SF8				2 0 0 1 1 0 0						
D'Angelo Jimenez, S (1, 5) OBP: 0.310, SLG: 0.319					2-2 1-2 3-H 1B	2-1 F9				4 0 1 1 0 0 1						
Julius Matos, R (1, 4) OBP: 0.260, SLG: 0.355					2-0 F7					4 0 0 0 0 0 2						
Kevin Jarvis, L (1, 1) OBP: 0.455, SLG: 0.333					0-0 L3					1 0 0 0 0 0 0						
Gene Kingsale, S (4, PH) OBP: 0.280, SLG: 0.375										1 0 0 0 0 0 2						
49 Eric Cyr, R (4, 1)										1 0 0 0 0 1 0						
Rodney Myers, R (6, 1)										0 0 0 0 0 0 0						
Mike Holtz, L (8, 1)										0 0 0 0 0 0 0						
Ray Lankford, L (9, PH) OBP: 0.346, SLG: 0.380										1 0 0 0 0 0 0						
<b>Inning Stats</b>	R: 1 H: 2 E: 0 LOB: 1 K: 1 BB: 0 S: 15 P: 22	R: 0 H: 0 E: 0 LOB: 0 K: 0 BB: 0 S: 8 P: 13	R: 0 H: 1 E: 0 LOB: 1 K: 0 BB: 0 S: 10 P: 14	R: 1 H: 2 E: 0 LOB: 2 K: 0 BB: 1 S: 12 P: 22	R: 3 H: 4 E: 0 LOB: 1 K: 0 BB: 0 S: 20 P: 30	R: 0 H: 1 E: 0 LOB: 1 K: 1 BB: 0 S: 11 P: 14	R: 0 H: 0 E: 0 LOB: 0 K: 0 BB: 0 S: 5 P: 7	R: 0 H: 0 E: 0 LOB: 0 K: 0 BB: 0 S: 4 P: 7	R: 0 H: 1 E: 0 LOB: 1 K: 0 BB: 0 S: 7 P: 9	1B: 7 SF: 1 2B: 4 SAC: 0 3B: 0 DP: 0 HR: 0 HBP: 0	WP: 0 PA: 39 PB: 0 SB: 0 CS: 0					
<b>PITCHER</b>	IP WLS BF H R ER SO BB IBB HBP BLK WP HR S P ERA WHIP															
Bud Smith, L (1, 1) ERA: 7.18	4.0	22	9	5	5	1	1	0	0	0	0	0	53	82	11.25	2.500
Mike Crudale, R (5, 1) ERA: 1.5	1.0	3	0	0	0	0	0	0	0	0	0	0	12	19	0.00	0.000
Mike Timlin, R (6, 1) ERA: 2.76	3.0	10	1	0	0	1	0	0	0	0	0	0	20	28	0.00	0.333
Mike Matthews, L (9, 1) ERA: 2.96	1.0	4	1	0	0	0	0	0	0	0	0	0	7	9	0.00	1.000

San Diego Padres @ St. Louis Cardinals  
 Busch Stadium, St. Louis, MO  
 Tue Jul 02 2002, 7:10 PM CDT  
 Att. 29,622 - Sunny - 95 F

livebaseballscorecards.com

AB	37
R	5
H	11
RBI	5
BB	1
SO	2
LOB	13





BOTTOM

San Diego Padres @ St. Louis Cardinals

Busch Stadium, St. Louis, MO

Tue Jul 02 2002, 7:10 PM CDT  
Att. 29,622 - Sunny - 95 F

livebaseballscorecards.com

AB	33
R	11
H	12
RBI	11
BB	5
SO	1
LOB	11



WP:	1	PA:	40
PB:	0		
SB:	2		
CS:	0		

AB	R	H	RBI	BB	SO	LOB	
3	3	1	0	2	0	2	
4	3	3	3	1	0	0	
2	1	1	3	0	0	2	
1	0	0	0	0	0	0	
4	2	2	2	1	0	0	
4	0	1	3	0	1	1	
2	0	0	0	1	0	0	
1	0	0	0	0	0	1	
0	0	0	0	0	0	0	
4	0	2	0	0	0	2	
4	1	0	0	0	0	2	
2	0	1	0	0	0	0	
0	0	0	0	0	0	0	
2	1	1	0	0	0	1	
0	0	0	0	0	0	0	
1B:	7	SF:	2	WP:	1	PA:	40
2B:	2	SAC:	0	PB:	0		
3B:	0	DP:	1	SB:	2		
HR:	3	HBP:	0	CS:	0		

Batter	1	2	3	4	5	6	7	8	9							
<b>Fernando Vina, L</b> OBP: 0.343, SLG: 0.371 (1, 4)	1-0 1B 15 SF7 2B	1-1 FC5-4 HR		4-1 E S BB		4-0 15 SF9 1B 2B BB	2-2 G6-3									
<b>Placido Polanco, R</b> OBP: 0.305, SLG: 0.385 (1, 6)	0-0 15 SF7 5 1B 2-3 1B	2-2 1-H HR		4-2 15 G4-6-3 1-3 BB		0-0 5 BB 2B 1B	0-0 G4-3									
<b>15 Jim Edmonds, L</b> OBP: 0.438, SLG: 0.638 <b>Eduardo Perez, R</b> OBP: 0.244, SLG: 0.294 (1, 8) (8, PH) (9, 9)	3-1 SF7 1-2 3-H	3-2 HR		2-2 G4-6-3 1-2f		0-0 SF9 2-3 3-H	1-0 F9									
<b>5 Albert Pujols, R</b> OBP: 0.384, SLG: 0.551 (1, 7) (6, 5)	0-0 S 2-H 1B	1-1 HR		3-2 F8		4-2 1-2 2B BB	2-2 G5-3									
<b>Tino Martinez, L</b> OBP: 0.340, SLG: 0.389 (1, 3)	3-3 K 1-2	2-0 G3		0-1 F7		0-0 1-H 2-H 3-H 2B										
<b>Mike Coolbaugh, R</b> <b>Mike Timlin, R</b> <b>Kerry Robinson, L</b> OBP: 0.330, SLG: 0.375 (1, 5) (6, 1) (9, 7)	4-2 BB		2-1 G5-3		1-1 G6-3	0-1 G5-3										
<b>Eli Marrero, R</b> OBP: 0.335, SLG: 0.430 (1, 9) (9, 8)	2-1 F3		2-0 F9		0-2 FC5-6 1B	1-1 WP 1B										
<b>Mike Matheny, R</b> OBP: 0.290, SLG: 0.333 (1, 2)		1-2 G1-3	2-2 G5-3		0-0 FC5-6 BB 1B 1-2f 1B	2-1 P6										
<b>Bud Smith, L</b> OBP: 0.308, SLG: 0.333 <b>Mike Crudale, R</b> <b>Miguel Cairo, R</b> OBP: 0.280, SLG: 0.387 <b>Mike Matthews, L</b> (1, 1) (5, 1) (6, 7) (9, 1)		1-2 FC5-4 1B		3-2 F8		1-2 1B 15 SF9 BB 1B	1-2 G6-3									
<b>Inning Stats</b>	R: 2 E: 0 K: 1 S: 12	H: 3 LOB: 2 BB: 1 P: 25	R: 4 E: 0 K: 0 S: 21	H: 4 LOB: 0 BB: 0 P: 32	R: 0 E: 0 K: 0 S: 6	H: 0 LOB: 0 BB: 0 P: 12	R: 0 E: 0 K: 0 S: 12	H: 0 LOB: 1 BB: 2 P: 25	R: 0 E: 0 K: 0 S: 7	H: 0 LOB: 0 BB: 0 P: 11	R: 5 E: 0 K: 0 S: 17	H: 4 LOB: 1 BB: 2 P: 26	R: 0 E: 0 K: 0 S: 11	H: 1 LOB: 1 BB: 0 P: 17	R: 0 E: 0 K: 0 S: 6	H: 0 LOB: 0 BB: 0 P: 9
<b>PITCHER</b>	IP WLS BF H R ER SO	IP WLS BF H R ER SO	IP WLS BF H R ER SO	IP WLS BF H R ER SO	IP WLS BF H R ER SO	IP WLS BF H R ER SO	IP WLS BF H R ER SO	IP WLS BF H R ER SO	IP WLS BF H R ER SO	IP WLS BF H R ER SO	IP WLS BF H R ER SO	IP WLS BF H R ER SO	IP WLS BF H R ER SO	IP WLS BF H R ER SO	IP WLS BF H R ER SO	
<b>Kevin Jarvis, R</b> ERA: 4.37 (1, 1)	3.0 L	17 17	7 7	6 6	6 6	1 1	BB 1	IBB 0	HBP 0	BLK 0	WP 0	HR 3	S 39	P 69	ERA 18.00	WHIP 2.667
<b>49 Eric Cyr, L</b> ERA: 10.5 (4, 1)	2.2	13	3	4	4	0	3	0	0	0	0	0	31	53	13.50	2.250
<b>Rodney Myers, R</b> ERA: 5.4 (6, 1)	1.1	7	2	1	1	0	1	0	0	0	1	0	16	26	6.75	2.250
<b>Mike Holtz, L</b> ERA: 6.0 (8, 1)	1.0	3	0	0	0	0	0	0	0	0	0	0	6	9	0.00	0.000

Batter	1	2	3	4	5	6	7	8	9	AB R H RBI BB SO LOB	TOP											
Ramón Vázquez, L (1, 4) OBP: 0.314, SLG: 0.299	0-0 G5-3		2-1 F7		1-3 K		2-3 K			4 0 0 0 0 2 2	<b>San Diego Padres @ St. Louis Cardinals</b> Busch Stadium, St. Louis, MO Wed Jul 03 2002, 7:10 PM CDT Att. 41,533 - Cloudy - 86 F											
Mark Kotsay, L (1, 8) OBP: 0.385, SLG: 0.452	1-2 P6		1-2 F5			2-2 1B		2-3 K		4 0 1 0 0 1 0												
Ryan Klesko, L (1, 3) OBP: 0.389, SLG: 0.506	3-3 K		0-1 F7			1-0 F7		2-3 K		4 0 0 0 0 2 1												
Ron Gant, R (1, 9) (6, 7) OBP: 0.345, SLG: 0.480		1-2 HR		0-0 G5-3		2-1 L7		4-1 BB		3 1 1 1 1 0 1												
Ray Lankford, L (1, 7) OBP: 0.345, SLG: 0.376		4-1 2B FC9-2 BB		1-1 F8		1-0 F7		2-1 F9		2 0 0 0 1 0 1												
Julius Matos, R (6, 9) OBP: 0.256, SLG: 0.351										1 0 0 0 0 0 1												
Trevor Hoffman, R (8, 1)										0 0 0 0 0 0 0												
Deivi Cruz, R (1, 6) OBP: 0.298, SLG: 0.363		2-0 FC9-2 1-3 2B		2-1 1B			0-0 FC5-4 1B		1-2 G4-3	4 0 3 0 0 0 0												
Wiki Gonzalez, R (1, 2) OBP: 0.393, SLG: 0.360		1-2 FC9-2		0-0 F8			0-2 FC5-4 G4-3		0-3 K	3 0 0 0 0 0 4												
Tom Lampkin, L (7, PR) OBP: 0.284, SLG: 0.305							1-2f			1 0 0 0 0 1 0												
D'Angelo Jimenez, S (1, 5) OBP: 0.309, SLG: 0.316		4-0 IBB			3-3 K		0-0 G4-3		0-0 G1-3	3 0 0 0 1 1 1												
Brian Lawrence, R (1, 1) OBP: 0.250, SLG: 0.200		0-0 G5-3				1-2 G6-3		4-1 BB		2 0 0 0 0 0 2												
Mark Sweeney, L (7, PH) OBP: 0.212, SLG: 0.258										0 0 0 0 0 0 0												
Gene Kingsale, S (7, PH) OBP: 0.308, SLG: 0.375										0 0 0 0 1 0 0												
Jeremy Fikac, R (7, 1)										0 0 0 0 0 0 0												
Bubba Trammell, R (8, 9) OBP: 0.331, SLG: 0.353										0 0 0 0 0 0 0												
<b>Inning Stats</b>	R: 0 E: 0 K: 1 S: 8	H: 0 LOB: 0 BB: 0 P: 12	R: 1 E: 0 K: 0 S: 10	H: 2 LOB: 2 BB: 2 P: 22	R: 0 E: 0 K: 0 S: 7	H: 0 LOB: 0 BB: 0 P: 10	R: 0 E: 0 K: 0 S: 6	H: 1 LOB: 1 BB: 0 P: 9	R: 0 E: 0 K: 2 S: 11	H: 0 LOB: 0 BB: 0 P: 16	R: 0 E: 0 K: 1 S: 8	H: 1 LOB: 1 BB: 0 P: 14	R: 0 E: 0 K: 1 S: 9	H: 1 LOB: 2 BB: 1 P: 15	R: 0 E: 0 K: 2 S: 9	H: 0 LOB: 1 BB: 1 P: 19	R: 0 E: 0 K: 1 S: 7	H: 0 LOB: 0 BB: 0 P: 8	1B: 3 2B: 2 3B: 0 HR: 1	SF: 0 SAC: 0 DP: 1 HBP: 0	WP: 0 PB: 0 SB: 0 CS: 0	PA: 35
<b>PITCHER</b>	IP WLS BF H R ER SO BB IBB HBP BLK WP HR S P ERA WHIP																					
Jason Simontacchi, R (1, 1) ERA: 2.77	6.2 W 26 5 1 1 3 1 1 0 0 0 1 55 88 1.35 0.900																					
Steve Kline, L (7, 1) ERA: 4.26	1.0 H 5 0 0 0 3 2 0 0 0 0 0 11 25 0.00 2.000																					
Dave Veres, R (8, 1) ERA: 3.12	0.1 H 1 0 0 0 0 0 0 0 0 0 0 2 4 0.00 0.000																					
44 Jason Isringhausen, R (9, 1) ERA: 2.54	1.0 S 3 0 0 0 1 0 0 0 0 0 0 7 8 0.00 0.000																					

AB	31
R	1
H	5
RBI	1
BB	4
SO	7
LOB	13



BOTTOM

San Diego Padres @ St. Louis Cardinals  
Busch Stadium, St. Louis, MO

livebaseballscorecards.com

AB	27
R	4
H	5
RBI	3
BB	1
SO	5
LOB	4



WP:	0	PA:	30
PB:	0		
SB:	1		
CS:	0		

Wed Jul 03 2002, 7:10 PM CDT  
Att: 41,533 - Cloudy - 86 F

AB	R	H	RBI	BB	SO	LOB
4	0	0	0	0	0	2
4	0	1	0	0	1	0
4	0	1	0	0	1	0
2	1	0	0	0	1	2
3	2	2	2	0	1	0
2	0	0	0	0	0	0
3	0	0	1	0	0	0
3	0	0	0	0	1	0
1	0	0	0	1	0	0
0	0	0	0	0	0	0
0	0	0	0	0	0	0
1	1	1	1	0	0	0
0	0	0	0	0	0	0
1B:	2	SF:	0			
2B:	1	SAC:	1			
3B:	1	DP:	1			
HR:	1	HBP:	1			

Batter	1	2	3	4	5	6	7	8	9							
<b>Fernando Vina, L</b> (1, 4) OBP: 0.339, SLG: 0.366	1-1 B4-3		1-1 G3		1-1 G6-3			0-1 G1-3								
<b>Placido Polanco, R</b> (1, 5) OBP: 0.305, SLG: 0.383	0-1 1B			1-3 K		0-1 F8		3-2 F9								
<b>15 Jim Edmonds, L</b> (1, 8) OBP: 0.435, SLG: 0.631	0-0 1B			2-3 K		0-0 F7		0-1 G3-1								
<b>5 Albert Pujols, R</b> (1, 7) OBP: 0.384, SLG: 0.547	1-1 G5-4-3			2-1 HR HBP		1-3 K										
<b>Tino Martinez, L</b> (1, 3) OBP: 0.343, SLG: 0.408		3-3 K		2-2 HR		2-1 SH1-3 G6-3 2B										
<b>Edgar Renteria, R</b> (1, 6) OBP: 0.345, SLG: 0.402		0-0 G5-3		2-1 F3		1-1 SH1-3										
<b>Eli Marrero, R</b> (1, 9) OBP: 0.330, SLG: 0.423		0-1 G6-3			2-2 G1-3		1-0 G6-3									
<b>Mike Matheny, R</b> (1, 2) OBP: 0.285, SLG: 0.327			1-3 K		0-0 P4		3-H 2-0 F7									
<b>Jason Simontacchi, R</b> (1, 1) OBP: 0.300, SLG: 0.222			0-2 L7		4-1 BB			0-0 S 3B								
<b>Steve Kline, S</b> (7, 1)																
<b>Dave Veres, R</b> (8, 1) OBP: 0.333, SLG: 0.333																
<b>Kerry Robinson, L</b> (8, PH) OBP: 0.337, SLG: 0.404																
<b>44 Jason Isringhausen, R</b> (9, 1)																
<b>Inning Stats</b>	R: 0 E: 0 K: 0 S: 7	H: 2 LOB: 1 BB: 0 P: 9	R: 0 E: 0 K: 1 S: 9	H: 0 LOB: 0 BB: 0 P: 12	R: 0 E: 0 K: 1 S: 8	H: 0 LOB: 0 BB: 0 P: 10	R: 2 E: 0 K: 2 S: 14	H: 1 LOB: 0 BB: 0 P: 23	R: 0 E: 0 K: 0 S: 7	H: 0 LOB: 1 BB: 1 P: 14	R: 0 E: 0 K: 1 S: 6	H: 0 LOB: 0 BB: 0 P: 7	R: 1 E: 0 K: 0 S: 6	H: 1 LOB: 0 BB: 0 P: 12	R: 1 E: 0 K: 0 S: 8	H: 1 LOB: 0 BB: 0 P: 11
<b>PITCHER</b>	IP WLS L	BF H R	H R ER SO	BB IBB HBP BLK	WP HR S P	ERA WHIP	<b>PITCHER</b>	IP WLS L	BF H R	H R ER SO	BB IBB HBP BLK	WP HR S P	ERA WHIP			
<b>Brian Lawrence, R</b> (1, 1) ERA: 3.6	6.0	22	3 2 2 5	1 0 1 0	0 1 51 75	3.00 0.667	<b>Jeremy Fikac, R</b> (7, 1) ERA: 4.89	1.0	4	1 1 1 0	0 0 0 0	0 0 6 12	9.00 1.000			
<b>Trevor Hoffman, R</b> (8, 1) ERA: 2.51	1.0	4	1 1 1 0	0 0 0 0	0 0 8 11	9.00 1.000										

Batter	1	2	3	4	5	6	7	8	9	AB R H RBI BB SO LOB	TOP											
Mark Kotsay, L (1, 8) OBP: 0.385, SLG: 0.451	3-2 G5-4-3 1B		1-1 2-H 1B		1-1 FC5-4 1-2f		2-3 K		2-1 E6 1B BB	5 1 2 1 0 1 2												
Deivi Cruz, R (1, 6) OBP: 0.296, SLG: 0.357	0-0 G5-4-3 1-2f		1-1 G4-3		0-1 F9		0-0 F8		4-2 1B 1B BB	4 1 0 0 1 0 3												
Ryan Klesko, L (1, 3) OBP: 0.389, SLG: 0.515	1-3 K			0-0 HR		3-2 G1-3		2-3 K	1-1 1B 1B 1B 2-H 3-H	5 1 2 3 0 2 0												
Ron Gant, R (1, 7) OBP: 0.347, SLG: 0.477		1-1 F8		0-1 G5-3 1B		3-3 K		2-3 K	2-2 DI 1B	5 0 2 1 0 2 0												
Bubba Trammell, R (1, 9) OBP: 0.328, SLG: 0.354		2-1 G5-3		2-0 G5-3 1-2		3-1 1B 2B		3-2 F9	2-2 G5-3 1-2	5 1 1 0 0 0 3												
Julius Matos, R (1, 4) OBP: 0.256, SLG: 0.338		2-3 K		0-0 G6-3		4-2 1B BB		1-3 K2-3		3 0 0 0 1 2 1												
D'Angelo Jimenez, S (1, 5) OBP: 0.308, SLG: 0.315			2-2 G5-3	0-0 G4-3		2-1 BB 1B 1-3 2-H			2-3 K	4 0 1 1 0 1 1												
Tom Lampkin, L (1, 2) OBP: 0.294, SLG: 0.312			0-2 SH1-4 1B 1B		1-1 F8	4-2 BB BB			2-2 BB E 1B 1B	3 2 2 0 1 0 0												
Brett Tomko, R (1, 1) OBP: 0.194, SLG: 0.250			0-1 SH1-4		1-1 FC5-4 1B	2-0 F8			3-1 F9	1 0 1 0 0 0 0 1 0 0 0 0 0 0 3 0 1 0 0 0 0 0 0 1												
Trenidad Hubbard, R (6, PH) OBP: 0.281, SLG: 0.253																						
Rodney Myers, R (6, 1)																						
Mike Holtz, L (6, 1)																						
Jeremy Fikac, R (7, 1)																						
Steve Reed, R (8, 1)																						
Mark Sweeney, L (9, PH) OBP: 0.209, SLG: 0.254																						
<b>Inning Stats</b>	R: 0 E: 0 K: 1 S: 8	H: 1 LOB: 0 BB: 0 P: 12	R: 0 E: 0 K: 1 S: 7	H: 0 LOB: 0 BB: 0 P: 12	R: 1 E: 0 K: 0 S: 14	H: 2 LOB: 1 BB: 0 P: 18	R: 1 E: 0 K: 0 S: 6	H: 2 LOB: 1 BB: 0 P: 8	R: 0 E: 0 K: 0 S: 8	H: 1 LOB: 1 BB: 0 P: 11	R: 1 E: 0 K: 1 S: 18	H: 2 LOB: 3 BB: 2 P: 39	R: 0 E: 0 K: 2 S: 10	H: 0 LOB: 0 BB: 0 P: 14	R: 0 E: 0 K: 2 S: 9	H: 0 LOB: 0 BB: 0 P: 15	R: 3 E: 1 K: 1 S: 25	H: 3 LOB: 2 BB: 1 P: 43	1B: 9 2B: 1 3B: 0 HR: 1	SF: 0 SAC: 1 DP: 1 HBP: 0	WP: 0 PB: 0 SB: 0 CS: 0	PA: 41
<b>PITCHER</b>	IP WLS BF H R ER SO BB IBB HBP BLK WP HR S P ERA WHIP																					
Mike Hampton, L (1, 1) ERA: 6.73	6.0 W 27 8 3 3 3 2 0 0 0 0 0 1 61 100 4.50 1.667																					
Justin Speier, R (7, 1) ERA: 3.0	1.0 3 0 0 0 2 0 0 0 0 0 0 0 10 14 0.00 0.000																					
Dennys Reyes, L (8, 1) ERA: 3.18	1.0 3 0 0 0 2 0 0 0 0 0 0 0 9 15 0.00 0.000																					
Denny Stark, R (9, 1) ERA: 3.07	0.2 7 3 3 0 1 1 0 0 0 0 0 0 21 37 0.00 6.000																					
Jose Jimenez, R (9, 1) ERA: 3.38	0.1 S 1 0 0 0 0 0 0 0 0 0 0 0 4 6 0.00 0.000																					

San Diego Padres @ Colorado Rockies  
Coors Field, Denver, CO

Fri Jul 05 2002, 7:05 PM MDT  
Att. 48,540 - Cloudy - 78 F

livebaseballscorecards.com

AB	37
R	6
H	11
RBI	6
BB	3
SO	8
LOB	14



BOTTOM

San Diego Padres @ Colorado Rockies  
Coors Field, Denver, CO  
Fri Jul 05 2002, 7:05 PM MDT  
Att. 48,540 - Cloudy - 78 F

livebaseballscores.com

AB 40  
R 9  
H 13  
RBI 6  
BB 3  
SO 5  
LOB 20



WP: 2 PA: 43  
PB: 0  
SB: 0  
CS: 0

AB R H RBI BB SO LOB

4 1 1 1 1 1 0

5 2 3 0 0 1 2

4 2 1 1 1 0 2

5 1 2 2 0 0 2

4 2 3 1 1 0 1

5 0 1 1 0 1 7

5 0 0 0 0 1 3

4 0 1 0 0 1 2

2 0 0 0 0 0 0  
1 1 1 0 0 0 0  
0 0 0 0 0 0 0  
1 0 0 0 0 0 1  
0 0 0 0 0 0 0  
0 0 0 0 0 0 0  
0 0 0 0 0 0 0

1B: 9 SF: 0  
2B: 3 SAC: 0  
3B: 1 DP: 0  
HR: 0 HBP: 0

WP: 2 PA: 43  
PB: 0  
SB: 0  
CS: 0

Table with 10 columns (Batter 1-9) and 10 rows (Juan Pierre, Brent Butler, Larry Walker, Todd Helton, Todd Zeile, Todd Hollandsworth, Juan Uribe, Gary Bennett, Mike Hampton, Mark Little, Justin Speier, Ross Gload, Denny Reyes, Denny Stark, Jose Jimenez). Each cell contains a batter's name, stats, and a baseball diamond diagram showing the play.

Inning Stats table with columns for R, H, E, K, S, LOB, BB, P, and rows for each of the 9 batters.

Pitcher stats table with columns for IP, WLS, BF, H, R, ER, SO, BB, IBB, HBP, BLK, WP, HR, S, P, ERA, WHIP, and rows for Brett Tomko, Rodney Myers, Mike Holtz, Jeremy Fikac, and Steve Reed.

Batter	1	2	3	4	5	6	7	8	9	AB R H RBI BB SO LOB	TOP	
Ramón Vázquez, L (1, 4) OBP: 0.307, SLG: 0.292	3-2 G3-1	2-2 CS	0-1 G3		0-2 G3-1			0-0 F7		4 0 0 0 0 0 0		
D'Angelo Jimenez, S (1, 5) OBP: 0.308, SLG: 0.324	3-2 HR		2-1 G4-3			0-1 F8		1-1 G4-3	4 1 1 1 0 0 0			
Mark Kotsay, L (1, 8) OBP: 0.383, SLG: 0.448	0-1 1B SF8		0-2 L8			1-3 K		0-0 F7	4 1 1 0 0 1 0			
Ryan Klesko, L (1, 3) OBP: 0.390, SLG: 0.514	2-2 1B				0-0 F9		1-0 G6-3	2-2 FC5-4 1B	4 0 2 0 0 0 0			
Ron Gant, R (1, 7) OBP: 0.344, SLG: 0.473	1-1 SF8				0-3 K		1-1 CS 1B	2-0 FC5-4	3 0 1 1 0 1 1			
Bubba Trammell, R (1, 9) OBP: 0.328, SLG: 0.358	3-H 1-0 P4				2-0 2B		3-3 K		3 0 1 0 0 1 2			
Deivi Cruz, R (1, 6) OBP: 0.293, SLG: 0.354		0-0 G5-3			0-0 G6-3		1-3 K		3 0 0 0 0 1 1			
Wiki Gonzalez, R (1, 2) OBP: 0.383, SLG: 0.348		1-1 G4-1			0-1 L8		2-1 G6-3		3 0 0 0 0 0 0			
44 Jake Peavy, R (1, 1) OBP: 0.500, SLG: 0.750		2-2 CS 2B			1-0 G6-3		0-2 L7		2 0 1 0 0 0 0			
Mike Holtz, L (7, 1)									0 0 0 0 0 0 0			
Mark Sweeney, L (8, PH) OBP: 0.206, SLG: 0.250									1 0 0 0 0 0 0			
Steve Reed, R (8, 1)									0 0 0 0 0 0 0			
<b>Inning Stats</b>	R: 2 H: 3 E: 0 LOB: 1 K: 0 BB: 0 S: 16 P: 26	R: 0 H: 1 E: 0 LOB: 0 K: 0 BB: 0 S: 10 P: 15	R: 0 H: 0 E: 0 LOB: 0 K: 1 BB: 0 S: 7 P: 9	R: 0 H: 1 E: 0 LOB: 1 K: 1 BB: 0 S: 6 P: 8	R: 0 H: 0 E: 0 LOB: 0 K: 0 BB: 0 S: 6 P: 7	R: 0 H: 0 E: 0 LOB: 0 K: 1 BB: 0 S: 6 P: 8	R: 0 H: 1 E: 0 LOB: 0 K: 2 BB: 0 S: 8 P: 13	R: 0 H: 0 E: 0 LOB: 0 K: 0 BB: 0 S: 6 P: 8	R: 0 H: 1 E: 0 LOB: 1 K: 0 BB: 0 S: 7 P: 12	1B: 4 SF: 1 2B: 3 SAC: 0 3B: 0 DP: 1 HR: 1 HBP: 0	WP: 0 PA: 33 PB: 0 SB: 0 CS: 2	
<b>PITCHER</b>	IP WLS BF H R ER SO BB IBB HBP BLK WP HR S P ERA WHIP											
John Thomson, R (1, 1) ERA: 4.85	7.0 W 25 6 2 2 4 0 0 0 0 0 1 59 86 2.57 0.857											
Todd Jones, R (8, 1) ERA: 4.0	1.0 H 3 0 0 0 0 0 0 0 0 0 0 6 8 0.00 0.000											
Jose Jimenez, R (9, 1) ERA: 3.3	1.0 S 4 1 0 0 0 0 0 0 0 0 0 0 7 12 0.00 1.000											

**San Diego Padres @ Colorado Rockies**  
 Coors Field, Denver, CO  
 Sat Jul 06 2002, 6:05 PM MDT  
 Att. 36,866 - Sunny - 86 F

[livebaseballscorecards.com](http://livebaseballscorecards.com)

AB	31
R	2
H	7
RBI	2
BB	0
SO	4
LOB	4



Batter	1	2	3	4	5	6	7	8	9
Juan Pierre, L OBP: 0.315, SLG: 0.310 (1, 8)	0-3 K	2-2 G6-3		1-1 2B		1-0 F9		2-1 G3-1	
Brent Butler, R OBP: 0.341, SLG: 0.534 (1, 4)	1-2 E5 17 BB 1B		1-2 G6-3	3-1 F9		0-1 G6-3			
Larry Walker, L OBP: 0.428, SLG: 0.653 (1, 9)	0-1 F9		1-0 1B 2B		3-2 G3-1		1-1 17 CS 1B		
17 Todd Helton, L OBP: 0.439, SLG: 0.611 (1, 3)	4-0 1B 2B BB		2-1 L9		2-2 G3-1		0-2 1B		
Todd Zeile, R OBP: 0.367, SLG: 0.477 (1, 5)	0-2 2B 1B		3-2 1B		3-0 2B		1-1 F9		
Todd Hollandsworth, L OBP: 0.356, SLG: 0.494 (1, 7)	1-2 1B 2B		0-1 G3		4-0 IBB		0-1 G4-3		
Bobby Estalella, R OBP: 0.285, SLG: 0.491 (1, 2)	0-3 K			1-3 K		1-3 K		1-1 SH1-4 1B	
Terry Shumpert, R OBP: 0.338, SLG: 0.378 (8, PH)								0-0 SH1-4	
Gary Bennett, R OBP: 0.314, SLG: 0.340 (9, 2)								1-2 K	
Juan Uribe, R OBP: 0.291, SLG: 0.345 (1, 6)		1-1 F7		1-0 F7		3-1 G6-3			
John Thomson, R OBP: 0.188, SLG: 0.138 (1, 1)		3-2 G6-3		2-0 2B 1B		0-1 1B			
Todd Jones, L (8, 1)									
Ross Gload, L (8, PH)									
Jose Jimenez, R (9, 1)									

AB	R	H	RBI	BB	SO	LOB
5	0	1	0	0	1	2
4	1	0	0	0	0	3
4	1	2	0	0	0	1
3	1	1	0	1	0	1
4	0	3	2	0	0	1
3	0	1	1	1	0	2
3	0	0	0	0	3	4
1	0	1	0	0	0	0
0	0	0	0	0	0	0
3	0	0	0	0	0	0
3	0	2	0	0	0	0
0	0	0	0	0	0	0
1	0	0	0	0	1	1
0	0	0	0	0	0	0


**BOTTOM**

**San Diego Padres @ Colorado Rockies**  
Coors Field, Denver, CO

Sat Jul 06 2002, 6:05 PM MDT  
Att. 36,866 - Sunny - 86 F

AB	34
R	3
H	11
RBI	3
BB	2
SO	5
LOB	15

WP: 0 PA: 37  
PB: 0  
SB: 0  
CS: 1



Inning Stats		R: 2	H: 2	E: 1	LOB: 2	K: 2	BB: 1	S: 18	R: 0	H: 0	E: 0	LOB: 0	K: 0	BB: 0	S: 12	R: 1	H: 2	E: 0	LOB: 1	K: 0	BB: 0	S: 11	R: 0	H: 2	E: 0	LOB: 2	K: 1	BB: 0	S: 9	R: 0	H: 1	E: 0	LOB: 2	K: 1	BB: 1	S: 13	R: 0	H: 1	E: 0	LOB: 1	K: 0	BB: 0	S: 7	R: 0	H: 2	E: 0	LOB: 1	K: 0	BB: 0	S: 9	R: 0	H: 1	E: 0	LOB: 1	K: 1	BB: 0	S: 10	1B: 7	SF: 0	2B: 4	SAC: 1	3B: 0	DP: 0	HR: 0	HBP: 0
<b>PITCHER</b>	IP	WLS	BF	H	R	ER	SO	BB	IBB	HBP	BLK	WP	HR	S	P	ERA	WHIP																																																
44 Jake Peavy, R (1, 1)	6.0	L	29	8	3	1	4	1	1	0	0	0	0	9	114	1.50	1.500																																																
Mike Holtz, L (7, 1)	1.0		4	2	0	0	0	0	0	0	0	0	0	9	11	0.00	2.000																																																
Steve Reed, R (8, 1)	1.0		4	1	0	0	1	0	0	0	0	0	0	10	13	0.00	1.000																																																

WP	PA	ERA	WHIP
0	37		

Batter	1	2	3	4	5	6	7	8	9	AB R H RBI BB SO LOB	TOP											
Ramón Vázquez, L (1, 4) OBP: 0.323, SLG: 0.313	2-1 G3-1 2B	2-2 1-2 2-3 1B		0-1 1B		4-2 1B BB		3-2 1B HBP 1B	2-2 L3	5 2 4 0 1 0 0												
D'Angelo Jimenez, S (1, 5) OBP: 0.311, SLG: 0.327	2-1 G3-1 1B	0-3 K		2-2 G3-1		1-0 1-2 3-H 1B		1-1 HBP HBP BB 1B	0-2 F7	6 1 3 1 0 1 4												
Mark Kotsay, L (1, 8) OBP: 0.386, SLG: 0.447	1-1 G3-1 1B	0-1 F7			4-0 G3 S BB	0-1 G1-3		1-0 BB HBP 1B HBP		3 1 1 0 1 0 5												
Ryan Klesko, L (1, 3) OBP: 0.393, SLG: 0.535	0-0 G3-1			3-1 HR				2-1 1B BB HBP		4 2 2 4 0 1 3												
Ron Gant, R (1, 7) SLG: 0.456	0-0 P4			1-0 F7		3-1 G3		3-1 P5		5 0 0 0 0 0 6												
Trenidad Hubbard, R (9, 7) OBP: 0.281, SLG: 0.253						2-3				0 0 0 0 0 0 0												
Bubba Trammell, R (1, 9) OBP: 0.326, SLG: 0.352	1-1 G5-3			0-0 G6-3		2-2 F9		1-3 K		4 0 0 1 1 1 3												
Trevor Hoffman, R (9, 1)								4-2 1B BB		0 0 0 0 0 0 0												
Deivi Cruz, R (1, 6) OBP: 0.298, SLG: 0.361				0-0 L7				1-1 1B BB 1B		5 1 3 1 0 1 0												
Wiki Gonzalez, R (1, 2) OBP: 0.375, SLG: 0.333						1-1 G6-3		0-0 G5-3 2B		4 0 0 0 1 0 4												
						2-3		4-0 G6-4-3														
Oliver Pérez, L (1, 1) OBP: 0.083, SLG: 0.083						0-0 G6-3		0-0 G6-3		4 0 1 0 0 2 3												
Brian Lawrence, R (7, 1) OBP: 0.250, SLG: 0.200						3-3 K				0 0 0 0 0 0 0												
Mike Holtz, L (8, 1)										0 0 0 0 0 0 0												
Gene Kingsale, S (8, 9) OBP: 0.296, SLG: 0.360										1 0 0 0 0 0 0												
Steve Reed, R (8, 1)										0 0 0 0 0 0 0												
<b>Inning Stats</b>	R: 1 E: 0 K: 0 S: 10	H: 3 LOB: 2 BB: 0 P: 16	R: 0 E: 1 K: 2 S: 16	H: 2 LOB: 3 BB: 0 P: 25	R: 1 E: 0 K: 0 S: 5	H: 1 LOB: 0 BB: 0 P: 9	R: 0 E: 0 K: 1 S: 10	H: 1 LOB: 1 BB: 0 P: 16	R: 0 E: 0 K: 1 S: 9	H: 0 LOB: 1 BB: 1 P: 21	R: 1 E: 0 K: 0 S: 8	H: 2 LOB: 2 BB: 1 P: 13	R: 1 E: 0 K: 2 S: 12	H: 2 LOB: 2 BB: 1 P: 20	R: 3 E: 0 K: 0 S: 14	H: 3 LOB: 2 BB: 1 P: 29	R: 0 E: 0 K: 0 S: 9	H: 0 LOB: 0 BB: 0 P: 12	1B: 10 2B: 2 3B: 0 HR: 2	SF: 0 SAC: 0 DP: 1 HBP: 2	WP: 0 PB: 0 SB: 1 CS: 0	PA: 47
<b>PITCHER</b>	IP WLS BF H R ER SO BB IBB HBP BLK WP HR S P ERA WHIP																			IP WLS BF H R ER SO BB IBB HBP BLK WP HR S P ERA WHIP		
Shawn Chacon, R (1, 1) ERA: 4.96	5.2 L 29 9 3 3 4 2 0 0 0 0 1 56 98 4.76 1.941																					
Denny Neagle, L (6, 1) ERA: 6.06	1.1 7 2 1 1 2 1 0 0 0 0 0 1 14 22 6.75 2.250																					
40 Brian Fuentes, L (8, 1) ERA: 11.25	0.0 4 2 3 3 0 0 0 0 2 0 0 0 7 14 ∞ ∞																					
Rick White, R (8, 1) ERA: 5.29	2.0 7 1 0 0 0 0 1 0 0 0 0 0 16 27 0.00 1.000																					

**San Diego Padres @ Colorado Rockies**  
Coors Field, Denver, CO  
Sun Jul 07 2002, 1:05 PM MDT  
Att. 30,707 - Cloudy - 86 F

<b>AB</b>	41
<b>R</b>	7
<b>H</b>	14
<b>RBI</b>	7
<b>BB</b>	4
<b>SO</b>	6
<b>LOB</b>	28



[livebaseballscorecards.com](http://livebaseballscorecards.com)



Batter	1	2	3	4	5	6	7	8	9	AB	R	H	RBI	BB	SO	LOB
Mark Little, R OBP: 0.320, SLG: 0.294 (1, 8) (9, 9)	1-3  K		1-3  K		0-3  K			0-0  L7	1-2  F9	5	0	0	0	0	3	1
Terry Shumpert, R OBP: 0.342, SLG: 0.372 (1, 4)	4-2  BB		1-3  K		2-3  K			4-2  HBP WP FC6-4 BB		2	1	0	0	2	2	0
Larry Walker, L OBP: 0.429, SLG: 0.653 Juan Pierre, L OBP: 0.315, SLG: 0.310 (1, 9) (8, PR) (9, 8)	1-3  K		0-1  2B				2-3  K	2-1  FC6-4 HBP HBP		3	0	1	0	0	2	1
Todd Zeile, R OBP: 0.368, SLG: 0.474 (1, 5)	1-2  F7		4-1  BB				3-3  K	2-0  FC6-4 HBP		2	0	0	0	1	1	1
Ben Petrick, R OBP: 0.196, SLG: 0.213 (1, 7)			2-1  F8				2-3  K	3-2  FC6-4 1-2f 2-3 3-H		4	0	0	1	0	2	4
Juan Uribe, R OBP: 0.288, SLG: 0.341 (1, 6)			0-3  K		2-2  F9			1-1  F8		4	0	0	0	0	1	2
Gary Bennett, R OBP: 0.319, SLG: 0.336 (1, 2)			4-2  BB BB		1-0  G3			4-2  PB BB		2	0	0	0	2	0	0
Ross Gload, L OBP: 0.222, SLG: 0.125 (1, 3)			4-0  BB		2-1  F7			3-2  F7 1-2		3	0	1	0	1	0	1
Shawn Chacon, R OBP: 0.268, SLG: 0.263 Denny Neagle, L OBP: 0.316, SLG: 0.414 Brent Butler, R OBP: 0.339, SLG: 0.529 40 Brian Fuentes, L Rick White, R Todd Hollandsworth, L OBP: 0.354, SLG: 0.492 (1, 1) (6, 1) (7, PH) (8, 1) (8, 1) (9, PH)			0-3  K		0-3  K			0-0  G6-3		2	0	0	0	0	2	2

Inning Stats	R: 0 E: 0 K: 2 S: 16	H: 0 LOB: 1 BB: 1 P: 23	R: 0 E: 0 K: 3 S: 12	H: 0 LOB: 2 BB: 2 P: 23	R: 0 E: 0 K: 2 S: 12	H: 1 LOB: 2 BB: 1 P: 20	R: 0 E: 0 K: 0 S: 6	H: 0 LOB: 0 BB: 0 P: 11	R: 0 E: 0 K: 3 S: 9	H: 0 LOB: 0 BB: 0 P: 11	R: 0 E: 0 K: 3 S: 12	H: 0 LOB: 1 BB: 1 P: 20	R: 1 E: 0 K: 0 S: 9	H: 0 LOB: 2 BB: 1 P: 21	R: 0 E: 0 K: 0 S: 12	H: 1 LOB: 1 BB: 0 P: 18	1B: 1 2B: 1 3B: 0 HR: 0	SF: 0 SAC: 0 DP: 0 HBP: 2
--------------	-------------------------------	----------------------------------	-------------------------------	----------------------------------	-------------------------------	----------------------------------	------------------------------	----------------------------------	------------------------------	----------------------------------	-------------------------------	----------------------------------	------------------------------	----------------------------------	-------------------------------	----------------------------------	----------------------------------	------------------------------------

**BOTTOM**

**San Diego Padres @ Colorado Rockies**  
Coors Field, Denver, CO

Sun Jul 07 2002, 1:05 PM MDT  
Att: 30,707 - Cloudy - 86 F

AB	<b>29</b>
R	<b>1</b>
H	<b>2</b>
RBI	<b>1</b>
BB	<b>6</b>
SO	<b>13</b>
LOB	<b>14</b>

livebaseballscorecards.com

WP: 1 PB: 1 SB: 0 CS: 0	PA: 37 ERA WHIP
----------------------------------	-----------------------

PITCHER	IP	WLS	BF	H	R	ER	SO	BB	IBB	HBP	BLK	WP	HR	S	P	ERA	WHIP
Oliver Pérez, L ERA: 3.45 (1, 1)	6.2	W	26	1	0	0	13	5	0	0	0	0	0	79	126	0.00	0.900
Brian Lawrence, R ERA: 3.65 (7, 1)	0.2		3	0	1	1	0	1	0	0	0	0	0	4	8	13.50	1.500
Mike Holtz, L ERA: 5.51 (8, 1)	0.0		1	0	0	0	0	0	0	1	0	1	0	1	3	∞	∞
Steve Reed, R ERA: 1.67 (8, 1)	0.2		3	0	0	0	0	0	0	1	0	0	0	5	11	0.00	0.000
Trevor Hoffman, R ERA: 2.43 (9, 1)	1.0		4	1	0	0	0	0	0	0	0	0	0	12	18	0.00	1.000

Batter	1	2	3	4	5	6	7	8	9	AB R H RBI BB SO LOB	TOP
--------	---	---	---	---	---	---	---	---	---	----------------------	-----

<b>Fernando Vina, L</b> (1, 4) <small>OBP: 0.336, SLG: 0.356</small>	1-0 		1-1 			2-0 		1-2 		3 1 0 0 0 0 0	<b>St. Louis Cardinals @ San Diego Padres</b> <b>Qualcomm Stadium, San Diego, CA</b> Fri Jul 12 2002, 10:05 PM EDT Att. 23,794 - Cloudy - 75 F	
<b>Placido Polanco, R</b> (1, 5) <small>OBP: 0.318, SLG: 0.391</small>	2-1 		1-1 			3-2 		1-1 		4 1 3 0 0 0 0		
<b>15 Jim Edmonds, L</b> (1, 8) <small>OBP: 0.423, SLG: 0.618</small>	1-2 			0-2 		0-0 		3-3 		4 0 2 1 0 1 1		
<b>5 Albert Pujols, R</b> (1, 7) <small>OBP: 0.395, SLG: 0.576</small>	0-0 			1-2 		4-0 		4-0 		2 0 0 1 2 0 1		
<b>Tino Martinez, L</b> (1, 3) <small>OBP: 0.335, SLG: 0.400</small>	1-1 			2-1 		0-0 		1-2 		4 0 0 0 0 0 6		
<b>Edgar Renteria, R</b> (1, 6) <small>OBP: 0.342, SLG: 0.407</small>		2-2 			3-2 		0-1 		0-3 			4 0 0 0 0 1 0
<b>Kerry Robinson, L</b> (1, 9) <small>OBP: 0.327, SLG: 0.388</small>		1-1 			3-2 		2-1 		3-3 			4 1 1 0 0 1 0
<b>Mike Matheny, R</b> (1, 2) <small>OBP: 0.274, SLG: 0.313</small> <b>Miguel Cairo, R</b> (9, PH) <small>OBP: 0.290, SLG: 0.378</small>		2-2 			1-0 		0-1 		1-3 			3 0 0 1 0 0 0 1 0 0 0 0 1 0
<b>Jason Simontacchi, R</b> (1, 1) <small>OBP: 0.261, SLG: 0.190</small> <b>Dave Veres, R</b> (7, 1) <small>OBP: 0.333, SLG: 0.333</small> <b>Steve Kline, S</b> (8, 1) <b>Mike Crudale, R</b> (8, 1)			1-3 			1-3 		0-2 		3 0 0 0 0 2 0		

Inning Stats	R: 1 H: 2 E: 0 LOB: 1 K: 0 BB: 0 S: 10 P: 15	R: 0 H: 0 E: 0 LOB: 0 K: 0 BB: 0 S: 9 P: 14	R: 0 H: 0 E: 0 LOB: 0 K: 1 BB: 0 S: 7 P: 10	R: 0 H: 0 E: 0 LOB: 0 K: 0 BB: 0 S: 8 P: 11	R: 0 H: 0 E: 0 LOB: 0 K: 0 BB: 0 S: 9 P: 16	R: 1 H: 2 E: 0 LOB: 2 K: 1 BB: 1 S: 10 P: 20	R: 1 H: 1 E: 1 LOB: 0 K: 0 BB: 0 S: 9 P: 11	R: 0 H: 1 E: 0 LOB: 2 K: 1 BB: 1 S: 12 P: 22	R: 0 H: 0 E: 0 LOB: 0 K: 3 BB: 0 S: 10 P: 14 1B: 5 SF: 0 2B: 1 SAC: 0 3B: 0 DP: 1 HR: 0 HBP: 1	WP: 0 PA: 35 PB: 1 SB: 0 CS: 0
--------------	---	--	--	--	--	---	--	---	---	---

PITCHER	IP	WLS	BF	H	R	ER	SO	BB	IBB	HBP	BLK	WP	HR	S	P	ERA	WHIP
<b>Brian Lawrence, R</b> (1, 1) <small>ERA: 3.59</small>	7.1		29	6	3	2	2	0	1	1	0	0	0	67	104	2.46	0.818
<b>Mike Holtz, L</b> (8, 1) <small>ERA: 5.29</small>	0.2	W	3	0	0	0	1	0	1	0	0	0	0	7	15	0.00	0.000
<b>Trevor Hoffman, R</b> (9, 1) <small>ERA: 2.36</small>	1.0	S	3	0	0	0	3	0	0	0	0	0	0	10	14	0.00	0.000



Batter	1	2	3	4	5	6	7	8	9	AB	R	H	RBI	BB	SO	LOB	BOTTOM		
Ramón Vázquez, L (1, 4) OBP: 0.322, SLG: 0.311	3-2 G1-6-3 1B			1-1 G4-3		3-2 F8		3-2 G3		4	0	1	0	0	0	2	<b>St. Louis Cardinals @ San Diego Padres</b> Qualcomm Stadium, San Diego, CA Fri Jul 12 2002, 10:05 PM EDT Att. 23,794 - Cloudy - 75 F		
Mark Kotsay, L (1, 8) OBP: 0.385, SLG: 0.445	2-2 G1-6-3 1-2f			2-2 L8			0-1 BB 1B 2B 1B	2-3 K		4	1	1	0	0	1	3			
Ryan Klesko, L (1, 3) OBP: 0.395, SLG: 0.535	0-1 F8			1-0 F7			2-2 BB 1B 2B 1B	0-0 2-H 1B		4	1	2	1	0	0	0			
Phil Nevin, R (1, 5) OBP: 0.349, SLG: 0.444		X	0-0 F8		2-1 G5-4-3 1B		2-3 K	1-0 F8		4	0	1	0	0	1	4			
Trevor Hoffman, R (9, 1)										0	0	0	0	0	0	0			
Ron Gant, R (1, 7) OBP: 0.333, SLG: 0.449		X	0-0 F3		3-2 G5-4-3 1-2f		4-2 BB 2B 2-3			2	1	0	0	1	0	1			
Bubba Trammell, R (1, 9) OBP: 0.326, SLG: 0.356			1-3 K		0-0 G6-3		1-1 G5-3 1-H 2-H 3-H			3	0	1	3	0	1	0			
Julius Matos, R (9, 5) OBP: 0.256, SLG: 0.338										0	0	0	0	0	0	0			
Deivi Cruz, R (1, 6) OBP: 0.295, SLG: 0.358			1-1 G6-3			2-2 G5-3		0-1 G5-3		3	0	0	0	0	0	1			
Wiki Gonzalez, R (1, 2) OBP: 0.374, SLG: 0.327			0-1 G3			4-0 BB		2-1 G6-3		2	0	0	0	1	0	1			
Brian Lawrence, R (1, 1) OBP: 0.238, SLG: 0.189			1-0 P5			0-2 F8		2-2 G3 1B 1B		2	0	0	0	0	0	1			
Mike Holtz, L (8, 1)										0	0	0	0	0	0	0			
Mark Sweeney, L (8, PH) OBP: 0.217, SLG: 0.262										1	0	1	0	0	0	0			
Trenidad Hubbard, R (8, PR) OBP: 0.281, SLG: 0.253										0	1	0	0	0	0	0			
<b>Inning Stats</b>	R: 0 E: 0 K: 8	H: 1 LOB: 0 BB: 0 P: 13	R: 0 E: 0 K: 5	H: 0 LOB: 0 BB: 0 P: 6	R: 0 E: 0 K: 5	H: 0 LOB: 0 BB: 0 P: 7	R: 0 E: 0 K: 6	H: 1 LOB: 0 BB: 0 P: 11	R: 0 E: 0 K: 10	H: 0 LOB: 1 BB: 1 P: 19	R: 3 E: 0 K: 16	H: 3 LOB: 1 BB: 1 P: 27	R: 1 E: 0 K: 11	H: 2 LOB: 2 BB: 0 P: 19	1B: 6 2B: 1 3B: 0 HR: 0	SF: 0 SAC: 0 DP: 2 HBP: 0	WP: 0 PB: 0 SB: 0 CS: 0	PA: 31	
<b>PITCHER</b>	IP WLS BF H R ER SO	IP WLS BF H R ER SO	IP WLS BF H R ER SO	IP WLS BF H R ER SO	IP WLS BF H R ER SO	IP WLS BF H R ER SO	IP WLS BF H R ER SO	IP WLS BF H R ER SO	IP WLS BF H R ER SO	IP WLS BF H R ER SO	IP WLS BF H R ER SO	IP WLS BF H R ER SO	IP WLS BF H R ER SO	IP WLS BF H R ER SO	IP WLS BF H R ER SO	IP WLS BF H R ER SO	IP WLS BF H R ER SO	IP WLS BF H R ER SO	
Jason Simontacchi, R (1, 1) ERA: 2.91	6.1																		
Dave Veres, R (7, 1) ERA: 2.88	0.2	L																	
Steve Kline, L (8, 1) ERA: 4.15	0.2																		
Mike Crudale, R (8, 1) ERA: 1.77	0.1																		

livebaseballscorecards.com

AB	29
R	4
H	7
RBI	4
BB	2
SO	3
LOB	13



Batter	1	2	3	4	5	6	7	8	9	10	AB	R	H	RBI	BB	SO	LOB
Fernando Vina, L (1, 4) OBP: 0.334, SLG: 0.354	2-2 G5-3			0-1 F9				0-1 G3-6-3		2-2 G3-2-3	5	0	1	0	0	0	4
Placido Polanco, R (1, 5) OBP: 0.316, SLG: 0.385	2-1 G6-3			4-2 15 S BB				0-3 K		1-2 L8	4	0	0	0	1	1	3
15 Jim Edmonds, L (1, 8) OBP: 0.421, SLG: 0.612	0-3 K			1-2 F7				0-0 G3		2-2 5 G3 1B	4	0	1	0	0	1	2
5 Albert Pujols, R (1, 7) OBP: 0.393, SLG: 0.570				4-0 IBB				1-1 G6-3		1-0 G3	3	0	0	0	1	0	1
Tino Martinez, L (1, 3) OBP: 0.334, SLG: 0.399				0-0 G4-3				3-1 HR		0-3 K	1	0	0	0	0	0	0
Eduardo Perez, R (2, 3) OBP: 0.250, SLG: 0.378											3	1	1	1	0	1	3
Edgar Renteria, R (1, 6) OBP: 0.341, SLG: 0.408								2-1 G5-3		2-1 1B 1B 2B	4	1	1	0	0	0	0
Eli Marrero, R (1, 9) OBP: 0.328, SLG: 0.428				1-3 K				2-1 P4		2-1 HBP 1B G3-2-3 1B	4	0	1	0	0	1	0
Mike DiFelice, R (1, 2) OBP: 0.280, SLG: 0.376				1-3 K						1-2 G3-2-3 HBP 1B	2	0	0	0	0	2	0
Kerry Robinson, L (8, PH) OBP: 0.330, SLG: 0.390										1-2 3-H 1B	2	0	1	1	0	0	0
Matt Morris, R (1, 1) OBP: 0.174, SLG: 0.182				3-2 F3				0-1 L8		2-0 G3-2-3 HBP	2	0	0	0	0	0	0
J.D. Drew, L (8, PH) OBP: 0.365, SLG: 0.454										1-2 2-3 1B	1	0	1	0	0	0	0
Steve Kline, S (8, 1) OBP: 0.330, SLG: 0.390											0	0	0	0	0	0	0
Mike Crudale, R (9, 1) OBP: 0.296, SLG: 0.376											0	0	0	0	0	0	0
Miguel Cairo, R (10, PH) OBP: 0.296, SLG: 0.376											0	0	0	0	0	0	0
44 Jason Istringhausen, R (10, 1)											0	0	0	0	0	0	0

Inning Stats	R: 0	H: 0	E: 0	K: 1	S: 8	H: 0	LOB: 0	BB: 0	P: 12	R: 0	H: 0	E: 0	K: 0	S: 4	R: 0	H: 0	E: 0	K: 1	S: 8	R: 0	H: 0	E: 0	K: 2	S: 10	R: 0	H: 1	E: 0	K: 1	S: 8	R: 1	H: 1	E: 0	K: 0	S: 8	R: 0	H: 1	E: 0	K: 0	S: 7	R: 0	H: 1	E: 0	K: 1	S: 11	R: 1	H: 3	E: 0	K: 0	S: 15	1B: 5	2B: 1	3B: 0	HR: 1	SF: 0	SAC: 0	DP: 2	HBP: 1	WP: 0	PA: 38
--------------	------	------	------	------	------	------	--------	-------	-------	------	------	------	------	------	------	------	------	------	------	------	------	------	------	-------	------	------	------	------	------	------	------	------	------	------	------	------	------	------	------	------	------	------	------	-------	------	------	------	------	-------	-------	-------	-------	-------	-------	--------	-------	--------	-------	--------

PITCHER	IP	WLS	BF	H	R	ER	SO	BB	IBB	HBP	BLK	WP	HR	S	P	ERA	WHIP
Brett Tomko, R (1, 1) ERA: 3.68	8.0		28	3	1	1	5	1	1	0	0	0	0	61	96	1.12	0.500
Trevor Hoffman, R (9, 1) ERA: 2.29	1.0		4	1	0	0	1	0	0	0	0	0	0	11	15	0.00	1.000
Steve Reed, R (10, 1) ERA: 1.91	0.0	L	4	3	1	1	0	0	0	1	0	0	0	7	14	∞	∞
Mike Holtz, L (10, 1) ERA: 5.09	0.2		1	0	0	0	0	0	0	0	0	0	0	7	9	0.00	0.000
Jeremy Fikac, R (10, 1) ERA: 4.69	0.1		1	0	0	0	0	0	0	0	0	0	0	1	2	0.00	0.000

**TOP**

**St. Louis Cardinals @ San Diego Padres**  
Qualcomm Stadium, San Diego, CA

Sat Jul 13 2002, 10:05 PM EDT  
Att: 48,963 - Sunny - 74 F

AB	35
R	2
H	7
RBI	2
BB	2
SO	6
LOB	13



WP: 0	PA: 38
PB: 0	
SB: 1	
CS: 0	

Batter	1	2	3	4	5	6	7	8	9	10	AB R H RBI BB SO LOB
Ramón Vázquez, L OBP: 0.319, SLG: 0.308 (1, 4)	F7			G4-3		1B		L8		K	5 0 1 0 0 1 0
Mark Kotsay, L OBP: 0.381, SLG: 0.439 (1, 8)	G6-3			G4-3		L9		G6-3			4 0 0 0 0 0 1
Ryan Klesko, L OBP: 0.399, SLG: 0.540 (1, 3)	G1-3			2B		FC5-4		SH5-4	BB		3 0 2 0 1 0 0
Phil Nevin, R OBP: 0.353, SLG: 0.442 (1, 5)				K		FC5-4		SH5-4	1B		3 0 1 0 1 1 3
Ron Gant, R OBP: 0.333, SLG: 0.454 (1, 7)				G6-4-3		G6-3		G1-4-3	2B		3 1 1 0 0 0 1
Bubba Trammell, R OBP: 0.325, SLG: 0.351 (1, 9)				K2-3		FC4		G1-4-3			3 0 0 0 1 1 3
Steve Reed, R (10, 1)						BB		2-3			0 0 0 0 0 0 0
Mike Holtz, L (10, 1)						BB		2-3			0 0 0 0 0 0 0
Jeremy Fikac, R (10, 1)						BB		2-3			0 0 0 0 0 0 0
Deivi Cruz, R OBP: 0.291, SLG: 0.353 (1, 6)				G4-3		FC4		G6-3			4 0 0 1 0 0 3
Tom Lampkin, L OBP: 0.288, SLG: 0.304 (1, 2)				K		G4-6-3		K			4 0 0 0 0 2 2
Brett Tomko, R OBP: 0.184, SLG: 0.237 (1, 1)				G5-3		K		K			2 0 0 0 0 1 0
Brian Buchanan, R OBP: 0.292, SLG: 0.412 (8, PH)											1 0 0 0 0 1 0
Trevor Hoffman, R (9, 1)											0 0 0 0 0 0 0
Gene Kingsale, S OBP: 0.286, SLG: 0.346 (10, 9)											1 0 0 0 0 1 0

Inning Stats	R: 0	H: 0	E: 0	K: 0	S: 7	R: 0	H: 0	E: 0	K: 1	S: 5	R: 0	H: 0	E: 0	K: 1	S: 7	R: 0	H: 1	E: 0	K: 1	S: 12	R: 0	H: 0	E: 0	K: 0	S: 10	R: 0	H: 2	E: 0	K: 1	S: 9	R: 1	H: 1	E: 0	K: 1	S: 6	R: 0	H: 0	E: 0	K: 1	S: 7	R: 0	H: 1	E: 0	K: 0	S: 5	R: 0	H: 0	E: 0	K: 2	S: 11				
	0	0	0	0	7	0	0	0	1	5	0	0	0	1	7	0	1	0	0	1	12	0	0	0	0	10	0	2	0	1	12	1	1	0	1	6	0	0	0	1	7	0	1	0	5	0	0	1	11	0	0	0	2	11


PITCHER	IP	WLS	BF	H	R	ER	SO	BB	IBB	HBP	BLK	WP	HR	S	P	ERA	WHIP
Matt Morris, R ERA: 3.43 (1, 1)	7.0		26	4	1	1	5	2	0	0	0	0	0	56	96	1.29	0.857
Steve Kline, L ERA: 3.97 (8, 1)	1.0		4	0	0	0	1	1	0	0	0	0	0	7	13	0.00	1.000
Mike Crudale, R ERA: 1.89 (9, 1)	1.0	W	4	1	0	0	0	0	0	0	0	0	0	5	7	0.00	1.000
44 Jason Isringhausen, R ERA: 2.51 (10, 1)	1.0	S	3	0	0	0	2	0	0	0	0	0	0	11	15	0.00	0.000

**BOTTOM**

**St. Louis Cardinals @ San Diego Padres**  
Qualcomm Stadium, San Diego, CA

Sat Jul 13 2002, 10:05 PM EDT  
Att: 48,963 - Sunny - 74 F

AB	33
R	1
H	5
RBI	1
BB	3
SO	8
LOB	13



WP	PA
0	37
0	
0	
0	

Batter	1	2	3	4	5	6	7	8	9	AB R H RBI BB SO LOB	TOP											
Fernando Vina, L (1, 4) OBP: 0.332, SLG: 0.352	0-1 B4		1-0 G6-3		1-1 G6-3	0-0 G4-3			0-2 CS 1B	5 0 1 0 0 0 1												
Placido Polanco, R (1, 5) OBP: 0.318, SLG: 0.392	0-0 F8		0-1 5 E 2B		0-1 G6-3			1-2 5 F9 2B	1-1 F9	5 1 2 0 0 0 1												
15 Jim Edmonds, L (1, 8) OBP: 0.421, SLG: 0.616	1-2 3B		3-3 K		0-0 5 1B			0-2 F7	0-1 G4-3	5 0 2 0 0 1 2												
5 Albert Pujols, R (1, 7) OBP: 0.394, SLG: 0.569	2-1 G6-3		0-0 E2 2-H 1B		0-0 1-2 1B			0-0 F9		4 0 2 0 0 0 2												
Tino Martinez, L (1, 3) OBP: 0.333, SLG: 0.396			1-1 G4-3		2-3 K			2-0 G4-3		4 1 1 0 0 1 4												
J.D. Drew, L (1, 9) OBP: 0.354, SLG: 0.462					0-0 F8			1-1 P4		4 1 1 1 0 0 1												
Dave Veres, R (8, 1) OBP: 0.333, SLG: 0.333										0 0 0 0 0 0 0												
Steve Kline, S (8, 1)										0 0 0 0 0 0 0												
Mike Timlin, R (8, 1)										0 0 0 0 0 0 0												
44 Jason Isringhausen, R (9, 1)										0 0 0 0 0 0 0												
Edgar Renteria, R (1, 6) OBP: 0.346, SLG: 0.413					1-2 1B			0-0 1B SH1-3	0-2 L6	4 1 3 0 0 0 0												
Eli Marrero, R (1, 2) OBP: 0.326, SLG: 0.427					0-1 F7			0-1 SH1-3 1B	1-3 K	3 0 1 1 0 1 1												
Bud Smith, L (1, 1) OBP: 0.267, SLG: 0.286					2-2 F7			1-1 SH1-3	0-2 G5-3	2 0 0 1 0 0 2												
Kerry Robinson, L (8, PH) OBP: 0.327, SLG: 0.386										1 0 0 0 0 0 0												
<b>Inning Stats</b>	R: 0 E: 0 K: 0 S: 9	H: 1 LOB: 1 BB: 0 P: 12	R: 1 E: 0 K: 0 S: 10	H: 2 LOB: 1 BB: 0 P: 13	R: 1 E: 1 K: 1 S: 9	H: 2 LOB: 1 BB: 0 P: 14	R: 0 E: 0 K: 0 S: 9	H: 1 LOB: 1 BB: 0 P: 12	R: 0 E: 0 K: 1 S: 10	H: 2 LOB: 2 BB: 0 P: 13	R: 1 E: 0 K: 0 S: 8	H: 2 LOB: 1 BB: 0 P: 10	R: 0 E: 0 K: 0 S: 8	H: 1 LOB: 1 BB: 0 P: 11	R: 1 E: 0 K: 1 S: 12	H: 1 LOB: 0 BB: 0 P: 16	R: 0 E: 0 K: 0 S: 7	H: 1 LOB: 0 BB: 0 P: 8	1B: 9 2B: 2 3B: 1 HR: 1	SF: 1 SAC: 1 DP: 0 HBP: 0	WP: 1 PB: 0 SB: 0 CS: 1	PA: 39
<b>PITCHER</b>	IP WLS BF H R ER SO BB IBB HBP BLK WP HR S P ERA WHIP																					
Bobby Jones, R (1, 1) ERA: 5.07	7.0 L 32 11 3 2 2 0 0 0 0 1 0 63 85 2.57 1.571																					
Tom Davey, R (8, 1) ERA: 7.5	1.0 4 1 1 1 1 0 0 0 0 0 1 12 16 9.00 1.000																					
Kevin Pickford, L (9, 1) ERA: 4.91	1.0 3 1 0 0 0 0 0 0 0 0 0 7 8 0.00 1.000																					

St. Louis Cardinals @ San Diego Padres  
Qualcomm Stadium, San Diego, CA

Sun Jul 14 2002, 5:00 PM EDT  
Att. 24,045 - Cloudy - 77 F

AB	37
R	4
H	13
RBI	3
BB	0
SO	3
LOB	14



Batter	1	2	3	4	5	6	7	8	9	AB	R	H	RBI	BB	SO	LOB
Mark Kotsay, L (1, 8) OBP: 0.382, SLG: 0.440	1-2 G6-4-3 1B		2-3 K			1-0 F9		2-2 1B		4	0	2	0	0	1	0
Deivi Cruz, R (1, 6) OBP: 0.288, SLG: 0.348	1-2 G6-4-3 1-2f		1-2 G6-3			0-0 F9		0-0 F9		4	0	0	0	0	0	3
Phil Nevin, R (1, 5) OBP: 0.351, SLG: 0.437	3-1 1B			0-0 P3		1-1 G5-3		1-3 K		4	0	1	0	0	1	2
Ryan Klesko, L (1, 3) OBP: 0.394, SLG: 0.532	2-3 K			0-1 G5-3			0-2 G6-3		0-2 G3-1	4	0	0	0	0	1	1
Ron Gant, R (1, 7) OBP: 0.325, SLG: 0.441		2-1 P6		2-2 F3			1-1 P5		0-3 K	4	0	0	0	0	1	0
Brian Buchanan, R (1, 9) OBP: 0.284, SLG: 0.400		0-2 G5-3			1-2 G3		1-1 G6-3		2-1 F9	4	0	0	0	0	0	0
Wiki Gonzalez, R (1, 2) OBP: 0.381, SLG: 0.356		3-2 1B			0-1 G6-3			3-2 1B 3B		3	1	2	0	0	0	0
Julius Matos, R (1, 4) OBP: 0.271, SLG: 0.341		3-2 G6-3			4-0 BB			2-1 F9 1B 1B		2	0	1	1	1	0	1
Bobby Jones, R (1, 1) OBP: 0.143, SLG: 0.143			1-0 F9			0-3 K		3-2 F9		2	0	0	0	0	1	1
Tom Davey, R (8, 1)										0	0	0	0	0	0	0
Ramón Vázquez, L (8, PH) OBP: 0.319, SLG: 0.308										0	0	0	0	0	0	0
Trenidad Hubbard, R (8, PH) OBP: 0.278, SLG: 0.250										1	0	0	0	0	0	1
Kevin Pickford, L (9, 1)										0	0	0	0	0	0	0

Inning Stats	R: 0	H: 2	E: 0	K: 1	S: 16	R: 0	H: 1	E: 0	K: 0	S: 11	R: 0	H: 0	E: 0	K: 1	S: 7	R: 0	H: 0	E: 0	K: 0	S: 6	R: 0	H: 0	E: 0	K: 1	S: 8	R: 0	H: 0	E: 0	K: 0	S: 4	R: 0	H: 0	E: 0	K: 0	S: 7	R: 1	H: 3	E: 0	K: 1	S: 17	R: 0	H: 0	E: 0	K: 1	S: 8
	LOB: 1	BB: 0	P: 23	LOB: 1	BB: 0	P: 19	LOB: 0	BB: 0	P: 11	LOB: 0	BB: 0	P: 8	LOB: 1	BB: 1	P: 13	LOB: 0	BB: 0	P: 6	LOB: 2	BB: 0	P: 28	LOB: 0	BB: 0	P: 10	1B: 5	SF: 0	2B: 0	SAC: 0	3B: 1	DP: 1	HR: 0	WP: 0	PA: 33	PB: 0	SB: 0	CS: 0									


PITCHER	IP	WLS	BF	H	R	ER	SO	BB	IBB	HBP	BLK	WP	HR	S	P	ERA	WHIP
Bud Smith, L (1, 1) ERA: 6.02	7.0	W	24	3	0	0	3	1	0	0	0	0	0	59	89	0.00	0.571
Dave Veres, R (8, 1) ERA: 3.06	0.0		2	2	1	1	0	0	0	0	0	0	0	5	10	∞	∞
Steve Kline, L (8, 1) ERA: 3.86	0.2	H	3	1	0	0	0	0	0	0	0	0	0	9	14	0.00	1.500
Mike Timlin, R (8, 1) ERA: 2.75	0.1	H	1	0	0	0	1	0	0	0	0	0	0	3	4	0.00	0.000
44 Jason Isringhausen, R (9, 1) ERA: 2.45	1.0	S	3	0	0	0	1	0	0	0	0	0	0	8	10	0.00	0.000

**BOTTOM**

**St. Louis Cardinals @ San Diego Padres**  
Qualcomm Stadium, San Diego, CA

Sun Jul 14 2002, 5:00 PM EDT  
Att. 24,045 - Cloudy - 77 F

<b>AB</b>	<b>32</b>
<b>R</b>	<b>1</b>
<b>H</b>	<b>6</b>
<b>RBI</b>	<b>1</b>
<b>BB</b>	<b>1</b>
<b>SO</b>	<b>5</b>
<b>LOB</b>	<b>9</b>



PITCHER	IP	WLS	BF	H	R	ER	SO	BB	IBB	HBP	BLK	WP	HR	S	P	ERA	WHIP
Bud Smith, L (1, 1) ERA: 6.02	7.0	W	24	3	0	0	3	1	0	0	0	0	0	59	89	0.00	0.571
Dave Veres, R (8, 1) ERA: 3.06	0.0		2	2	1	1	0	0	0	0	0	0	0	5	10	∞	∞
Steve Kline, L (8, 1) ERA: 3.86	0.2	H	3	1	0	0	0	0	0	0	0	0	0	9	14	0.00	1.500
Mike Timlin, R (8, 1) ERA: 2.75	0.1	H	1	0	0	0	1	0	0	0	0	0	0	3	4	0.00	0.000
44 Jason Isringhausen, R (9, 1) ERA: 2.45	1.0	S	3	0	0	0	1	0	0	0	0	0	0	8	10	0.00	0.000

Batter	1	2	3	4	5	6	7	8	9	AB R H RBI BB SO LOB	TOP		
Mark Little, R OBP: 0.315, SLG: 0.292 (1, 8) (7, 7)	0-0 F7		0-2 F7		0-3 K		2-3 K		1-0 L4-3	5 0 0 0 0 2 3			
Brent Butler, R OBP: 0.315, SLG: 0.482 (1, 6) (7, 4)	0-0 G1-6-3		0-0 P4		0-1 F8			1-2 E1 17 BB 1B G5-3	0-2 G5-3	5 1 0 0 0 0 1			
Larry Walker, L OBP: 0.421, SLG: 0.635 (1, 9)	1-2 17 BB 1B		2-3 K		0-3 K			0-0 G5-3 17 BB G4-3 1B		4 1 2 0 0 2 0			
17 Todd Helton, L OBP: 0.439, SLG: 0.591 (1, 3)	4-1 1-2 BB			3-2 L6		3-3 K		4-1 G4-3 G5-3 1B BB		2 1 0 0 2 1 0			
Todd Zeile, R OBP: 0.364, SLG: 0.456 (1, 5)	1-2 F9			4-1 BB		3-3 K		1-0 G5-3		3 0 0 1 1 1 4			
Terry Shumpert, R OBP: 0.345, SLG: 0.401 Juan Pierre, L OBP: 0.306, SLG: 0.301 (1, 4) (7, 8)		1-1 L9		0-0 P4		2-1 F9 1B 2B		0-0 G4-3		3 1 1 0 0 0 1 1 0 0 1 0 0 1			
Ben Petrick, R OBP: 0.186, SLG: 0.255 Justin Speier, R OBP: 0.364, SLG: 0.300 Todd Jones, L (8, 1)		3-2 HR		2-3 K		1-0 F9		0-1 FC5-4 1B		3 1 1 1 0 1 2 0 0 0 0 0 0 0 1 0 1 1 0 0 0 0 0 0 0 0 0 0	AB 34 R 5 H 7 RBI 5 BB 3 SO 11 LOB 15		
Gary Bennett, R OBP: 0.322, SLG: 0.337 (1, 2)		1-3 K			0-0 1B		1-2 K	0-0 FC5-4		4 0 2 1 0 1 1			
Denny Stark, R OBP: 0.200, SLG: 0.429 Juan Uribe, R OBP: 0.280, SLG: 0.330 (1, 1) (7, PH) (7, 6)		1-3 K			2-3 K		0-3 K		1-2 L4-3 HBP	2 0 0 0 0 2 1 1 0 0 0 0 1 1			
<b>Inning Stats</b>	R: 0 H: 1 E: 0 LOB: 2 K: 0 BB: 1 S: 9 P: 15	R: 1 H: 1 E: 0 LOB: 0 K: 2 BB: 0 S: 11 P: 17	R: 0 H: 0 E: 0 LOB: 0 K: 1 BB: 0 S: 8 P: 10	R: 0 H: 0 E: 0 LOB: 1 K: 1 BB: 1 S: 9 P: 18	R: 0 H: 1 E: 0 LOB: 1 K: 2 BB: 0 S: 9 P: 11	R: 0 H: 0 E: 0 LOB: 0 K: 3 BB: 0 S: 11 P: 17	R: 1 H: 2 E: 0 LOB: 1 K: 2 BB: 0 S: 12 P: 18	R: 3 H: 2 E: 1 LOB: 1 K: 0 BB: 1 S: 10 P: 16	R: 0 H: 0 E: 0 LOB: 0 K: 0 BB: 0 S: 7 P: 9	1B: 5 SF: 0 2B: 2 SAC: 0 3B: 0 DP: 1 HR: 1 HBP: 1	WP: 0 PA: 38 PB: 0 SB: 0 CS: 0		
<b>PITCHER</b>	IP WLS BF H R ER SO BB IBB HBP BLK WP HR S P ERA WHIP											<b>PITCHER</b>	IP WLS BF H R ER SO BB IBB HBP BLK WP HR S P ERA WHIP
Oliver Pérez, L ERA: 3.35 (1, 1)	6.1 L 26 5 2 2 9 2 0 0 0 0 0 1 63 98 2.84 1.105												
Jeremy Fikac, R ERA: 4.61 (7, 1)	0.2 2 0 0 0 2 0 0 0 0 0 0 0 6 8 0.00 0.000												
Kevin Pickford, L ERA: 4.91 (8, 1)	0.0 3 1 3 0 0 1 0 0 0 0 0 0 5 10 ∞ ∞												
Rodney Myers, R ERA: 5.14 (8, 1)	2.0 7 1 0 0 0 0 0 0 1 0 0 0 12 15 0.00 0.500												

Colorado Rockies @ San Diego Padres  
Qualcomm Stadium, San Diego, CA  
Mon Jul 15 2002, 10:05 PM EDT  
Att. 37,827 - Sunny - 74 F

livebaseballscorecards.com





Batter	1	2	3	4	5	6	7	8	9	AB	R	H	RBI	BB	SO	LOB
Ramón Vázquez, L (1, 6) OBP: 0.322, SLG: 0.317	3-3 K		0-0 G6-3			2-2 2B		1-2 1B		4	0	2	0	0	1	0
Mark Kotsay, L (1, 8) OBP: 0.381, SLG: 0.436	4-2 BB		1-0 F7			0-0 L8		0-3 K		3	0	0	0	1	1	2
Ryan Klesko, L (1, 3) OBP: 0.392, SLG: 0.527	0-1 F5				3-2 F9	4-1 BB		0-0 F7		3	0	0	0	1	0	2
Phil Nevin, R (1, 5) OBP: 0.343, SLG: 0.426	1-1 P4				1-0 F9	1-3 K		1-3 K		4	0	0	0	0	2	4
Bubba Trammell, R (1, 9) OBP: 0.320, SLG: 0.346		1-1 G4-3			1-1 F3		0-0 F8		2-2 G3	4	0	0	0	0	0	0
Wiki Gonzalez, R (1, 2) OBP: 0.377, SLG: 0.346		1-2 G4-3			3-2 G5-3		4-2 1B BB		2-0 F8	3	0	0	0	1	0	0
Trenidad Hubbard, R (1, 7) OBP: 0.277, SLG: 0.241		4-2 BB			1-3 K		1-3 K		0-1 G6-3	3	0	0	0	1	2	1
Julius Matos, R (1, 4) OBP: 0.273, SLG: 0.341		0-0 L9			0-1 F9		1-2 1B			3	0	1	0	0	0	1
Oliver Pérez, L (1, 1) OBP: 0.071, SLG: 0.071			0-3 K			2-3 K		2-1 F8		2	0	0	0	0	2	0
Jeremy Fikac, R (7, 1)										0	0	0	0	0	0	0
Ron Gant, R (7, PH) OBP: 0.324, SLG: 0.438										1	0	0	0	0	0	2
Kevin Pickford, L (8, 1)										0	0	0	0	0	0	0
Rodney Myers, R (8, 1)										0	0	0	0	0	0	0

Inning Stats	R: 0	H: 0	E: 0	K: 1	S: 11	H: 0	LOB: 1	BB: 1	P: 19	R: 0	H: 0	E: 0	K: 0	S: 9	H: 0	LOB: 1	BB: 1	P: 15	R: 0	H: 0	E: 0	K: 1	S: 5	H: 0	LOB: 0	BB: 0	P: 6	R: 0	H: 0	E: 0	K: 0	S: 7	R: 0	H: 0	E: 0	K: 0	S: 7	R: 0	H: 1	E: 0	K: 2	S: 13	H: 1	LOB: 2	BB: 1	P: 22	R: 0	H: 1	E: 0	K: 1	S: 13	H: 1	LOB: 2	BB: 1	P: 21	R: 0	H: 1	E: 0	K: 2	S: 12	H: 1	LOB: 1	BB: 0	P: 14	R: 0	H: 0	E: 0	K: 0	S: 6	H: 0	LOB: 0	BB: 0	P: 10	1B: 2	2B: 1	3B: 0	HR: 0	SF: 0	SAC: 0	DP: 0	HBP: 0	WP: 0	PB: 0	SB: 0	CS: 0
--------------	------	------	------	------	-------	------	--------	-------	-------	------	------	------	------	------	------	--------	-------	-------	------	------	------	------	------	------	--------	-------	------	------	------	------	------	------	------	------	------	------	------	------	------	------	------	-------	------	--------	-------	-------	------	------	------	------	-------	------	--------	-------	-------	------	------	------	------	-------	------	--------	-------	-------	------	------	------	------	------	------	--------	-------	-------	-------	-------	-------	-------	-------	--------	-------	--------	-------	-------	-------	-------

PITCHER	IP	WLS	BF	H	R	ER	SO	BB	IBB	HBP	BLK	WP	HR	S	P	ERA	WHIP
Denny Stark, R (1, 1) ERA: 2.66	6.0	W	22	1	0	0	5	3	0	0	0	0	0	54	87	0.00	0.667
Justin Speier, R (7, 1) ERA: 3.41	1.0	H	5	1	0	0	1	1	0	0	0	0	0	13	21	0.00	2.000
Todd Jones, R (8, 1) ERA: 3.67	2.0		7	1	0	0	2	0	0	0	0	0	0	18	24	0.00	0.500

**BOTTOM**

**Colorado Rockies @ San Diego Padres**  
Qualcomm Stadium, San Diego, CA

livebaseballscorecards.com

<b>AB</b>	<b>30</b>
<b>R</b>	<b>0</b>
<b>H</b>	<b>3</b>
<b>RBI</b>	<b>0</b>
<b>BB</b>	<b>4</b>
<b>SO</b>	<b>8</b>
<b>LOB</b>	<b>12</b>



<b>WP: 0</b>	<b>PA: 34</b>
<b>PB: 0</b>	
<b>SB: 0</b>	
<b>CS: 0</b>	

Mon Jul 15 2002, 10:05 PM EDT  
Att: 37,827 - Sunny - 74 F

Batter	1	2	3	4	5	6	7	8	9	AB R H RBI BB SO LOB	TOP											
Juan Pierre, L (1, 8) OBP: 0.308, SLG: 0.301	0-1 F7		4-2 S BB		1-0 FC4-6 1B 1-2f 3-H			0-2 2B 1B		3 0 1 1 1 0 1												
Brent Butler, R (1, 6) OBP: 0.313, SLG: 0.476	0-1 L9		1-1 G5-3		0-0 1B 1-2			1-0 P6		4 0 1 0 0 0 2												
Larry Walker, L (1, 9) OBP: 0.419, SLG: 0.633	2-0 F7		1-3 K		0-1 G3-1			3-2 2B 1-H		4 0 1 0 0 1 3												
17 Todd Helton, L (1, 3) OBP: 0.442, SLG: 0.595		0-0 G1-3 2B		1-2 F9		2-0 G5-4-3 1B		4-2 BB		3 0 2 0 1 0 0												
Todd Zeile, R (1, 5) OBP: 0.360, SLG: 0.450		0-3 K		0-3 K		2-0 G5-4-3 1-2f		1-3 K		4 0 0 0 0 3 4												
Todd Hollandsworth, L (1, 7) OBP: 0.338, SLG: 0.466		1-1 G1-3 2-3		1-3 K		0-0 L8			0-1 G5-3	4 0 0 0 0 1 1												
Terry Shumpert, R (1, 4) OBP: 0.343, SLG: 0.393		4-2 BB			2-3 K		3-2 G5-3		1-3 K	3 0 0 0 1 2 0												
Walt McKeel, R (1, 2) OBP: 0.500, SLG: 0.500		0-3 K			2-2 1B FC4-6 1B		1-0 L4		2-1 1B	4 1 2 0 0 1 2												
Jason Jennings, L (1, 1) OBP: 0.343, SLG: 0.394					1-0 F8		3-2 P1		0-0 F8	2 0 1 0 0 0 0												
Mark Little, R (7, PH) OBP: 0.313, SLG: 0.289										1 0 0 0 0 0 0												
Rick White, R (7, 1)										0 0 0 0 0 0 0												
Dennys Reyes, R (8, 1)										0 0 0 0 0 0 0												
Ross Gload, L (9, PH) OBP: 0.333, SLG: 0.273										1 0 0 0 0 0 1												
<b>Inning Stats</b>	R: 0 E: 0 K: 0 S: 5	H: 0 LOB: 0 BB: 0 P: 7	R: 0 E: 0 K: 2 S: 12	H: 1 LOB: 2 BB: 1 P: 17	R: 0 E: 0 K: 1 S: 11	H: 0 LOB: 1 BB: 1 P: 18	R: 0 E: 0 K: 2 S: 9	H: 0 LOB: 0 BB: 0 P: 11	R: 1 E: 0 K: 1 S: 12	H: 3 LOB: 2 BB: 0 P: 18	R: 0 E: 0 K: 0 S: 3	H: 1 LOB: 0 BB: 0 P: 7	R: 0 E: 0 K: 0 S: 7	H: 0 LOB: 0 BB: 0 P: 14	R: 0 E: 0 K: 1 S: 12	H: 2 LOB: 2 BB: 1 P: 21	R: 0 E: 0 K: 1 S: 8	H: 1 LOB: 1 BB: 0 P: 11	1B: 6 2B: 2 3B: 0 HR: 0	SF: 0 SAC: 0 DP: 1 HBP: 0	WP: 0 PB: 0 SB: 1 CS: 0	PA: 36
<b>PITCHER</b>	IP WLS BF H R ER SO BB IBB HBP BLK WP HR S P ERA WHIP																					
44 Jake Peavy, R (1, 1) ERA: 2.86	7.0 W 27 5 1 1 6 2 0 0 0 0 0 0 59 92 1.29 1.000																					
Mike Holtz, L (8, 1) ERA: 4.91	0.2 H 4 2 0 0 0 1 0 0 0 0 0 0 9 17 0.00 4.500																					
Steve Reed, R (8, 1) ERA: 1.85	1.1 S 5 1 0 0 2 0 0 0 0 0 0 0 11 15 0.00 0.750																					

Colorado Rockies @ San Diego Padres  
Qualcomm Stadium, San Diego, CA  
Tue Jul 16 2002, 10:05 PM EDT  
Att. 22,150 - Sunny - 73 F

livebaseballscorecards.com

AB	33
R	1
H	8
RBI	1
BB	3
SO	8
LOB	14



Batter	1	2	3	4	5	6	7	8	9
<b>Ramón Vázquez, L</b> OBP: 0.330, SLG: 0.323 (1, 4)	0-1 2B 1B	4-1 FC6-4 BB			0-1 G6-4-3 1B		1-0 F7		
<b>Mark Kotsay, L</b> OBP: 0.377, SLG: 0.431 (1, 8)	2-3 K	1-2 FC6-4 1-2f			0-0 G6-4-3 1-2f		0-0 F7		
<b>Ryan Klesko, L</b> OBP: 0.394, SLG: 0.530 (1, 3)	0-1 HR 2B		2-1 L3			0-1 F8		1-1 1B SF8 1B	
<b>Phil Nevin, R</b> OBP: 0.346, SLG: 0.421 (1, 5)	4-1 HR BB		1-3 K			4-0 1B BB		2-2 G1-3 1-2	
<b>Ron Gant, R</b> OBP: 0.333, SLG: 0.467 (1, 7)	0-0 HR		2-1 F9			3-2 1B S		2-2 1B 2-3	
<b>Bubba Trammell, R</b> OBP: 0.316, SLG: 0.341 <b>Gene Kingsale, S</b> OBP: 0.286, SLG: 0.346 (1, 9) (9, 9)	3-1 G1-3			0-0 G6-3		2-3 K 1-2		3-1 SF8	
<b>Deivi Cruz, R</b> OBP: 0.284, SLG: 0.343 (1, 6)	2-1 F8		2-2 G6-3		2-2 G6-3		0-1 G5-3	0-0 G5-3	
<b>Wiki Gonzalez, R</b> OBP: 0.368, SLG: 0.336 (1, 2)			0-0 P5		2-3 K		1-1 G6-3		
<b>44 Jake Peavy, R</b> OBP: 0.333, SLG: 0.500 <b>Brian Buchanan, R</b> OBP: 0.289, SLG: 0.400 (7, PH) <b>Mike Holtz, L</b> (8, 1) <b>Steve Reed, R</b> (8, 1)		0-3 K			1-3 K		4-2 BB		

Inning Stats	R: 4	H: 3	E: 0	K: 1	S: 13	LOB: 0	BB: 1	P: 24	R: 0	H: 0	E: 0	K: 1	S: 9	LOB: 1	BB: 1	P: 14	R: 0	H: 0	E: 0	K: 1	S: 7	LOB: 0	BB: 0	P: 12	R: 0	H: 0	E: 0	K: 1	S: 7	LOB: 0	BB: 0	P: 11	R: 0	H: 1	E: 0	K: 1	S: 6	LOB: 0	BB: 0	P: 7	R: 0	H: 1	E: 0	K: 1	S: 11	LOB: 2	BB: 1	P: 20	R: 0	H: 0	E: 0	K: 0	S: 7	LOB: 1	BB: 1	P: 13	R: 1	H: 2	E: 0	K: 0	S: 11	LOB: 1	BB: 0	P: 19
--------------	------	------	------	------	-------	--------	-------	-------	------	------	------	------	------	--------	-------	-------	------	------	------	------	------	--------	-------	-------	------	------	------	------	------	--------	-------	-------	------	------	------	------	------	--------	-------	------	------	------	------	------	-------	--------	-------	-------	------	------	------	------	------	--------	-------	-------	------	------	------	------	-------	--------	-------	-------

PITCHER	IP	WLS	BF	H	R	ER	SO	BB	IBB	HBP	BLK	WP	HR	S	P	ERA	WHIP
<b>Jason Jennings, R</b> ERA: 4.67 (1, 1)	6.0	L	25	5	4	4	6	3	0	0	0	0	1	53	88	6.00	1.333
<b>Rick White, R</b> ERA: 5.5 (7, 1)	1.0		4	0	0	0	0	1	0	0	0	0	0	7	13	0.00	1.000
<b>Dennys Reyes, L</b> ERA: 3.82 (8, 1)	1.0		5	2	1	1	0	0	0	0	0	0	0	11	19	9.00	2.000

AB R H RBI BB SO LOB

3	1	2	0	1	0	1
4	0	0	0	0	1	4
4	2	2	1	0	0	0
2	1	0	0	2	1	1
4	1	3	3	0	0	0
3	0	0	1	0	1	2
0	0	0	0	0	0	0
4	0	0	0	0	0	3
3	0	0	0	0	1	0
2	0	0	0	0	2	0
0	0	0	0	1	0	0
0	0	0	0	0	0	0
0	0	0	0	0	0	0

AB	29
R	5
H	7
RBI	5
BB	4
SO	6
LOB	11



WP	PA
0	34
0	
2	
0	

**Colorado Rockies @ San Diego Padres**  
Qualcomm Stadium, San Diego, CA  
Tue Jul 16 2002, 10:05 PM EDT  
Att. 22,150 - Sunny - 73 F

livebaseballscorecards.com

Batter	1	2	3	4	5	6	7	8	9	AB R H RBI BB SO LOB	TOP	
<b>Mark Kotsay, L</b> (1, 8) <small>OBP: 0.379, SLG: 0.436</small>	0-0 		1-1 		1-3 	1-1 			2-2 	5 1 3 2 0 1 0	<b>San Diego Padres @ Los Angeles Dodgers</b> Dodger Stadium, Los Angeles, CA Wed Jul 17 2002, 7:10 PM PDT Att. 33,778 - Sunny - 70 F	
<b>Julius Matos, R</b> (1, 4) <small>OBP: 0.272, SLG: 0.337</small>	0-1 		0-1 		2-2 	1-1 		3-2 	4 1 1 0 0 0 1			
<b>Phil Nevin, R</b> (1, 5) <small>OBP: 0.344, SLG: 0.435</small> <b>Gene Kingsale, S</b> (7, 9) <small>OBP: 0.276, SLG: 0.333</small>	2-3 		3-0 		2-2 		0-1 	2-3 	4 1 1 3 0 1 1 1 0 0 0 0 1 0			
<b>Ryan Klesko, L</b> (1, 3) <small>OBP: 0.392, SLG: 0.526</small>	0-3 		0-1 			1-2 	2-1 		4 1 1 0 0 1 1			
<b>Ron Gant, R</b> (1, 7) <small>OBP: 0.337, SLG: 0.471</small>		0-0 	2-3 		1-1 	4-2 			3 1 1 0 1 1 0			
<b>Brian Buchanan, R</b> (1, 9) <b>Ramón Vázquez, L</b> (7, 4) <small>OBP: 0.288, SLG: 0.392</small> <small>OBP: 0.330, SLG: 0.323</small>		4-2 	0-1 		0-0 	0-3 			3 0 0 0 1 1 3 0 0 0 0 0 0 0			
<b>Deivi Cruz, R</b> (1, 6) <small>OBP: 0.290, SLG: 0.347</small>		1-2 		0-0 	4-0 		1-0 		3 1 2 0 1 0 1			
<b>Wiki Gonzalez, R</b> (1, 2) <small>OBP: 0.372, SLG: 0.351</small>		0-2 		0-2 	0-0 		0-3 		4 1 2 2 0 1 2			
<b>Brian Lawrence, R</b> (1, 1) <small>OBP: 0.217, SLG: 0.171</small>		1-3 		0-3 	1-3 		0-1 		4 0 0 0 0 3 5			
<b>Inning Stats</b>	R: 0 H: 1 E: 0 LOB: 1 K: 2 BB: 0 S: 10 P: 12	R: 0 H: 1 E: 0 LOB: 2 K: 1 BB: 1 S: 15 P: 21	R: 3 H: 3 E: 0 LOB: 0 K: 1 BB: 0 S: 13 P: 19	R: 0 H: 1 E: 0 LOB: 0 K: 1 BB: 0 S: 7 P: 7	R: 0 H: 0 E: 0 LOB: 0 K: 1 BB: 0 S: 10 P: 15	R: 4 H: 4 E: 0 LOB: 1 K: 1 BB: 1 S: 16 P: 26	R: 0 H: 0 E: 0 LOB: 1 K: 1 BB: 1 S: 9 P: 15	R: 0 H: 1 E: 0 LOB: 0 K: 1 BB: 0 S: 9 P: 10	R: 0 H: 0 E: 0 LOB: 0 K: 1 BB: 0 S: 14 P: 21	1B: 7 SF: 0 2B: 3 SAC: 1 3B: 0 DP: 2 HR: 1 HBP: 0	WP: 0 PA: 39 PB: 0 SB: 0 CS: 0	
<b>PITCHER</b> <b>Odalis Perez, L</b> (1, 1) <small>ERA: 3.23</small> <b>Terry Mulholland, L</b> (6, 1) <small>ERA: 7.67</small> <b>Paul Quantrill, R</b> (9, 1) <small>ERA: 3.13</small>	IP WLS BF H R ER SO BB IBB HBP BLK WP HR S P ERA WHIP											<b>PITCHER</b> IP WLS BF H R ER SO BB IBB HBP BLK WP HR S P ERA WHIP

livebaseballscorecards.com

<b>AB</b>	35
<b>R</b>	7
<b>H</b>	11
<b>RBI</b>	7
<b>BB</b>	3
<b>SO</b>	10
<b>LOB</b>	14



Batter	1	2	3	4	5	6	7	8	9	AB	R	H	RBI	BB	SO	LOB
<b>Dave Roberts, L</b> OBP: 0.364, SLG: 0.379 (1, 8)	2-2 G3		3-2 G4-1			1-3 K		2-3 K		4	0	0	0	0	2	0
<b>Paul Lo Duca, R</b> OBP: 0.375, SLG: 0.442 (1, 2)	1-1 G4-3 1B			1-0 FC6-4 1B		3-2 FC6-4 1B			0-0 L8	4	0	3	0	0	0	0
<b>Shawn Green, L</b> OBP: 0.374, SLG: 0.582 (1, 9)	0-0 G4-3			3-2 F7		1-0 F7			2-3 K	4	0	0	0	0	1	3
<b>Eric Karros, R</b> OBP: 0.333, SLG: 0.417 (1, 3)	3-3 K			0-0 F9		1-0 FC6-4			2-2 G5-3	4	0	0	0	0	1	3
<b>Brian Jordan, R</b> OBP: 0.325, SLG: 0.470 (1, 7)		1-3 K		0-1 FC6-4			3-3 K			3	0	0	0	0	2	1
<b>Adrián Beltré, R</b> OBP: 0.287, SLG: 0.377 (1, 5)		4-1 G1-6-3 BB			0-1 G5-3		3-1 G5-3			2	0	0	0	1	0	0
<b>Mark Grudzielanek, R</b> OBP: 0.282, SLG: 0.341 (1, 4)		1-1 G1-6-3			0-0 F8		0-0 G5-3			3	0	0	0	0	0	1
<b>Cesar Izturis, S</b> OBP: 0.259, SLG: 0.308 (1, 6)			1-2 G3		1-0 1B			3-2 G6-3		3	0	1	0	0	0	0
<b>Odalis Perez, L</b> OBP: 0.132, SLG: 0.211 (1, 1)			0-0 G3		0-3 K			2-2 G1-3		2	0	0	0	0	1	1
<b>Terry Mulholland, R</b> (6, 1)										0	0	0	0	0	0	0
<b>Alex Cora, L</b> OBP: 0.336, SLG: 0.481 (8, PH)										1	0	0	0	0	0	0
<b>Paul Quantrill, L</b> (9, 1)										0	0	0	0	0	0	0

Inning Stats	R: 0	H: 1	E: 0	K: 1	S: 11	R: 0	H: 0	E: 0	K: 1	S: 7	R: 0	H: 0	E: 0	K: 0	S: 10	R: 0	H: 1	E: 0	K: 0	S: 7	R: 0	H: 1	E: 0	K: 1	S: 7	R: 0	H: 1	E: 0	K: 1	S: 9	R: 0	H: 0	E: 0	K: 1	S: 6	R: 0	H: 0	E: 0	K: 1	S: 9	R: 0	H: 0	E: 0	K: 1	S: 8	R: 0	H: 0	E: 0	K: 1	S: 8		
<b>PITCHER</b> <b>Brian Lawrence, R</b> ERA: 3.35 (1, 1)	IP	WLS	BF	H	R	ER	SO	BB	IBB	HBP	BLK	WP	HR	S	P	ERA	WHIP																																			
																		9.0	W	31	4	0	0	7	1	0	0	0	0	0	74	118	0.00	0.556																		


**BOTTOM**

**San Diego Padres @ Los Angeles Dodgers**  
Dodger Stadium, Los Angeles, CA

Wed Jul 17 2002, 7:10 PM PDT  
Att: 33,778 - Sunny - 70 F

livebaseballscorecards.com

<b>AB</b>	<b>30</b>
<b>R</b>	<b>0</b>
<b>H</b>	<b>4</b>
<b>RBI</b>	<b>0</b>
<b>BB</b>	<b>1</b>
<b>SO</b>	<b>7</b>
<b>LOB</b>	<b>9</b>



WP: 0	PA: 31
PB: 0	
SB: 0	
CS: 0	

Batter	1	2	3	4	5	6	7	8	9	AB R H RBI BB SO LOB	TOP	
Ramón Vázquez, L (1, 4) OBP: 0.327, SLG: 0.320	2-1 FC4-6 1B		1-2 L7		0-1 G6-3		1-2 L9		2-2 F8	5 0 1 0 0 0 4	<b>San Diego Padres @ Los Angeles Dodgers</b> Dodger Stadium, Los Angeles, CA Thu Jul 18 2002, 7:10 PM PDT Att. 53,662 - Sunny - 72 F	
Mark Kotsay, L (1, 8) OBP: 0.380, SLG: 0.444	0-1 FC4-6 1B		0-1 HR		2-3 K		0-0 F8		2-1 G4-3	5 1 2 1 0 1 3		
Ryan Klesko, L (1, 3) OBP: 0.390, SLG: 0.523	0-2 FC4-6		1-1 G6-3		1-0 G6-3		3-2 1B			4 0 1 1 0 0 2		
Phil Nevin, R (1, 5) OBP: 0.342, SLG: 0.448	2-2 G6-4-3			3-2 HR		0-1 G4-3	1-2 G6-3			4 1 1 1 0 0 4		
Deivi Cruz, R (1, 6) OBP: 0.292, SLG: 0.349		0-1 G5-3		3-2 G5-3		0-1 1B		0-1 1B		4 0 2 0 0 0 0		
Trenidad Hubbard, R (1, 7) OBP: 0.265, SLG: 0.230		2-3 K		0-3 K		2-0 L4		1-0 F8		4 0 0 0 0 2 2		
Gene Kingsale, S (1, 9) OBP: 0.303, SLG: 0.333		4-2 BB		1-2 F7			0-1 1B	2-3 K		3 1 1 0 1 1 1		
Tom Lampkin, L (1, 2) OBP: 0.293, SLG: 0.309		3-3 K			0-0 G6-3 SH2-4 1B		0-0 1B	2-2 L4		4 1 2 0 0 1 2		
Brett Tomko, R (1, 1) OBP: 0.225, SLG: 0.275 Bubba Trammell, R (9, PH) OBP: 0.315, SLG: 0.340 Trevor Hoffman, R (9, 1)			1-1 L7 1B		0-1 SH2-4		1-2 1B		2-3 K	2 0 2 1 0 0 0 1 0 0 0 0 1 0 0 0 0 0 0 0 0		
<b>Inning Stats</b>	R: 0 H: 2 E: 0 LOB: 1 K: 0 BB: 0 S: 10 P: 14	R: 0 H: 0 E: 0 LOB: 1 K: 2 BB: 1 S: 14 P: 23	R: 1 H: 2 E: 0 LOB: 0 K: 0 BB: 0 S: 9 P: 12	R: 1 H: 1 E: 0 LOB: 0 K: 1 BB: 0 S: 13 P: 20	R: 0 H: 1 E: 0 LOB: 1 K: 1 BB: 0 S: 9 P: 11	R: 0 H: 1 E: 0 LOB: 1 K: 0 BB: 0 S: 6 P: 9	R: 2 H: 4 E: 0 LOB: 2 K: 0 BB: 0 S: 17 P: 23	R: 0 H: 1 E: 0 LOB: 1 K: 1 BB: 0 S: 10 P: 15	R: 0 H: 0 E: 0 LOB: 0 K: 1 BB: 0 S: 10 P: 16	1B: 10 SF: 0 2B: 0 SAC: 1 3B: 0 DP: 1 HR: 2 HBP: 0	WP: 0 PA: 38 PB: 0 SB: 1 CS: 0	
<b>PITCHER</b>	IP WLS BF H R ER SO BB IBB HBP BLK WP HR S P ERA WHIP											
Andy Ashby, R (1, 1) ERA: 3.79	6.0 L 27 10 4 4 4 4 1 0 0 0 0 2 68 97 6.00 1.833											
Jesse Orosco, L (7, 1) ERA: 3.18	0.2 3 1 0 0 0 0 0 0 0 0 0 0 7 11 0.00 1.500											
Guillermo Mota, R (7, 1) ERA: 3.31	1.1 5 1 0 0 1 0 0 0 0 0 0 0 13 19 0.00 0.750											
Giovanni Carrara, R (9, 1) ERA: 3.47	1.0 3 0 0 0 0 1 0 0 0 0 0 0 10 16 0.00 0.000											

livebaseballscorecards.com

<b>AB</b>	36
<b>R</b>	4
<b>H</b>	12
<b>RBI</b>	4
<b>BB</b>	1
<b>SO</b>	6
<b>LOB</b>	18



BOTTOM

San Diego Padres @ Los Angeles Dodgers  
Dodger Stadium, Los Angeles, CA

livebaseballscorecards.com

AB	29
R	1
H	5
RBI	1
BB	3
SO	2
LOB	9



WP:	1	PA:	33
PB:	0	SB:	1
CS:	0		

Thu Jul 18 2002, 7:10 PM PDT  
Att. 53,662 - Sunny - 72 F

AB R H RBI BB SO LOB

4 0 0 1 0 0 2  
3 0 0 0 0 0 1  
1 0 0 0 0 1 1  
0 0 0 0 0 0 0

4 0 0 0 0 0 0

3 0 0 0 1 1 0

2 0 0 0 2 0 1

4 0 2 0 0 0 2

3 0 0 0 0 0 2

3 1 2 0 0 0 0

1 0 0 0 0 0 0  
0 0 0 0 0 0 0  
0 0 0 0 0 0 0  
1 0 1 0 0 0 0

1B: 5 SF: 0  
2B: 0 SAC: 1  
3B: 0 DP: 1  
HR: 0 HBP: 0

Batter	1	2	3	4	5	6	7	8	9
Dave Roberts, L OBP: 0.359, SLG: 0.372 (1, 8)	L7 0-1		L8 3-2			FC6-5 1-1		G4-3 0-0	
Cesar Izturis, S OBP: 0.256, SLG: 0.305 Dave Hansen, L OBP: 0.310, SLG: 0.364 Giovanni Carrara, R (8, PH) (9, 1)	G4-3 1-1			G4-3 2-1		G4-3 1-1		K 2-3	
Paul Lo Duca, R OBP: 0.371, SLG: 0.437 (1, 2)	G3-1 1-1			G5-3 2-2			F9 2-2		G4-3 0-1
Shawn Green, L OBP: 0.373, SLG: 0.576 (1, 9)			K 1-3		G6-3 0-0				G3-1 1-0
Eric Karros, R OBP: 0.335, SLG: 0.414 (1, 3)						G6-3 0-0			
Brian Jordan, R OBP: 0.327, SLG: 0.470 (1, 7)									
Adrian Beltré, R OBP: 0.285, SLG: 0.374 (1, 5)									
Mark Grudzielanek, R OBP: 0.286, SLG: 0.344 (1, 4)									
Andy Ashby, R OBP: 0.233, SLG: 0.286 Jesse Orosco, R (7, 1) Guillermo Mota, R (7, 1) Alex Cora, L OBP: 0.342, SLG: 0.486 (8, PH) (9, 6)									

Inning Stats	R: 0	H: 0	E: 0	K: 0	S: 6	R: 0	H: 1	E: 0	K: 1	S: 10	R: 0	H: 0	E: 0	K: 0	S: 8	R: 0	H: 1	E: 0	K: 0	S: 4	R: 0	H: 1	E: 0	K: 0	S: 7	R: 0	H: 0	E: 0	K: 0	S: 8	R: 1	H: 2	E: 0	K: 1	S: 10	R: 0	H: 0	E: 0	K: 0	S: 8	R: 0	H: 0	E: 0	K: 0	S: 8
--------------	------	------	------	------	------	------	------	------	------	-------	------	------	------	------	------	------	------	------	------	------	------	------	------	------	------	------	------	------	------	------	------	------	------	------	-------	------	------	------	------	------	------	------	------	------	------

PITCHER	IP	WLS	BF	H	R	ER	SO	BB	IBB	HBP	BLK	WP	HR	S	P	ERA	WHIP
Brett Tomko, R ERA: 3.53 (1, 1)	8.0	W	29	5	1	1	2	2	0	0	0	1	0	59	92	1.12	0.875
Trevor Hoffman, R ERA: 2.23 (9, 1)	1.0	S	4	0	0	0	0	1	0	0	0	0	0	8	13	0.00	1.000

Batter	1	2	3	4	5	6	7	8	9	AB R H RBI BB SO LOB	TOP									
<b>Craig Counsell, L</b> (1, 6) OBP: 0.348, SLG: 0.351	2-1 F9		0-0 G5-4-3			3-2 1B		3-2 G6-4-3		4 0 2 0 0 0 1	<b>Arizona Diamondbacks @ San Diego Padres</b> Qualcomm Stadium, San Diego, CA Fri Jul 19 2002, 10:05 PM EDT Att. 27,803 - Sunny - 71 F									
<b>Junior Spivey, R</b> (1, 4) OBP: 0.403, SLG: 0.528	2-3 K		2-3 K			0-1 F7		0-2 G6-4-3		4 0 0 0 0 2 2										
<b>Mark Grace, L</b> (1, 3) OBP: 0.358, SLG: 0.402	3-1 1B			2-2 G5-4-3		0-1 F7		2-1 F8		4 0 2 0 0 0 1										
<b>Luis Gonzalez, L</b> (1, 7) OBP: 0.401, SLG: 0.488	0-1 G4-3			0-0 G5-4-3		1-0 1B			3-2 G3-1	4 0 2 0 0 0 1										
<b>Matt Williams, R</b> (1, 5) OBP: 0.125, SLG: 0.250		0-0 G6-3		0-1 G5-4-3		2-1 P6			0-0 G6-3	4 0 0 0 0 0 4										
<b>Steve Finley, L</b> (1, 8) OBP: 0.359, SLG: 0.451		2-1 F8		0-0 L7			0-2 F8		4-2 BB	3 0 0 0 1 0 1										
<b>David Dellucci, L</b> (1, 9) OBP: 0.358, SLG: 0.500 <b>Quinton McCracken, S</b> (9, PH) OBP: 0.389, SLG: 0.500		2-2 HR			2-1 G4-3		2-1 G4-3		1-3 K	3 1 1 1 0 0 0 1 0 0 0 0 1 1										
<b>Rod Barajas, R</b> (1, 2) OBP: 0.268, SLG: 0.297		1-0 G4-3			0-0 G4-6-3		0-2 1B			3 0 2 0 0 0 0										
<b>Miguel Batista, R</b> (1, 1) OBP: 0.231, SLG: 0.320 <b>Chris Donnels, L</b> (7, PH) OBP: 0.290, SLG: 0.459 <b>Greg Swindell, L</b> (7, 1) <b>Matt Mantei, R</b> (7, 1) <b>Mike Myers, L</b> (8, 1)			0-1 G5-4-3		0-1 G4-6-3		2-3 K			2 0 1 0 0 0 1 1 0 0 0 0 1 1 0										
<b>Inning Stats</b>	R: 0 E: 0 K: 1 S: 9	H: 1 LOB: 1 BB: 0 P: 16	R: 1 E: 0 K: 0 S: 7	H: 1 LOB: 0 BB: 0 P: 12	R: 0 E: 0 K: 1 S: 6	H: 1 LOB: 0 BB: 0 P: 8	R: 0 E: 0 K: 0 S: 5	H: 1 LOB: 0 BB: 0 P: 7	R: 0 E: 0 K: 0 S: 10	H: 2 LOB: 2 BB: 0 P: 16	R: 0 E: 0 K: 1 S: 11	H: 1 LOB: 1 BB: 0 P: 15	R: 0 E: 0 K: 0 S: 9	H: 1 LOB: 0 BB: 0 P: 14	R: 0 E: 0 K: 1 S: 10	H: 0 LOB: 1 BB: 1 P: 18	1B: 9 2B: 0 3B: 0 HR: 1	SF: 0 SAC: 0 DP: 4 HBP: 0	WP: 0 PB: 0 SB: 0 CS: 0	PA: 34
<b>PITCHER</b>	IP WLS BF H R ER SO BB IBB HBP BLK WP HR S P ERA WHIP																			
<b>Bobby Jones, R</b> (1, 1) ERA: 4.73	7.0 W 27 9 1 1 3 0 0 0 0 0 0 1 55 83 1.29 1.286																			
<b>Jeremy Fikac, R</b> (8, 1) ERA: 4.43	1.2 6 1 0 0 0 1 0 0 0 0 0 0 16 28 0.00 1.200																			
<b>Mike Holtz, L</b> (9, 1) ERA: 4.82	0.1 1 0 0 0 0 1 0 0 0 0 0 0 3 4 0.00 0.000																			

livebaseballscorecards.com

<b>AB</b>	33
<b>R</b>	1
<b>H</b>	10
<b>RBI</b>	1
<b>BB</b>	1
<b>SO</b>	4
<b>LOB</b>	13





Batter	1	2	3	4	5	6	7	8	9	AB	R	H	RBI	BB	SO	LOB
Ramón Vázquez, L OBP: 0.329, SLG: 0.318 (1, 4)	2-2 G4-3 1B	3-2 1-3 1B		4-2 BB		1-2 G4-3		1-0 G6-3		4	0	1	0	1	0	0
Mark Kotsay, L OBP: 0.376, SLG: 0.439 (1, 8)	1-0 E4 3B	2-0 F7		0-0 G4-3			0-0 P5			4	1	0	0	0	0	3
Ryan Klesko, L OBP: 0.397, SLG: 0.538 (1, 3)	0-1 1B 3B		2-1 G4-3 SF7 2B		0-0 1B 1B		1-1 WP 1B 1B			4	3	4	1	0	0	0
Phil Nevin, R OBP: 0.340, SLG: 0.443 (1, 5)	0-1 G4-6-3 1B		0-0 G4-3		2-0 F9		2-3 K			4	0	1	1	0	1	3
Ron Gant, R OBP: 0.341, SLG: 0.465 (1, 7)	1-1 G4-6-3 1-2f		4-2 BB		0-0 F8		4-1 WP 1B BB			2	1	0	0	2	0	2
Bubba Trammell, R OBP: 0.321, SLG: 0.352 Jeremy Fikac, R (8, 1) Mike Holtz, L (9, 1)		0-0 G4-3 1B 2B	1-0 SF7		1-0 1B		1-0 1B			3	1	3	3	0	0	0
Deivi Cruz, R OBP: 0.289, SLG: 0.344 (1, 6)		0-1 G4-3	2-2 F8		1-2 F9		0-0 F8			4	0	0	0	0	0	5
Tom Lampkin, L OBP: 0.292, SLG: 0.307 (1, 2)		2-1 1B 1B		1-2 G3		0-0 G4-3		1-3 K		4	0	1	1	0	1	0
Bobby Jones, R OBP: 0.125, SLG: 0.125 Gene Kingsale, S OBP: 0.294, SLG: 0.323 (8, 9)		0-3 K		1-0 G4-3		1-2 G5-3		2-1 G2-3		3	0	0	0	0	1	1
										1	0	0	0	0	0	0

Inning Stats	R: 2	H: 2	E: 1	LOB: 0	K: 0	BB: 0	S: 10	P: 14	R: 1	H: 3	E: 0	LOB: 2	K: 1	BB: 0	S: 13	P: 20	R: 1	H: 1	E: 0	LOB: 1	K: 0	BB: 1	S: 9	P: 18	R: 0	H: 0	E: 0	LOB: 1	K: 0	BB: 1	S: 7	P: 13	R: 0	H: 2	E: 0	LOB: 2	K: 0	BB: 0	S: 7	P: 11	R: 0	H: 0	E: 0	LOB: 0	K: 0	BB: 0	S: 8	P: 10	R: 2	H: 2	E: 0	LOB: 1	K: 1	BB: 1	S: 9	P: 17	R: 0	H: 0	E: 0	LOB: 0	K: 1	BB: 0	S: 6	P: 10
PITCHER	IP	WLS	BF	H	R	ER	SO	BB	IBB	HBP	BLK	WP	HR	S	P	ERA	WHIP																																															
Miguel Batista, R ERA: 4.67 (1, 1)	6.0	L	28	8	4	3	1	2	0	0	0	0	0	54	86	4.50	1.667																																															
Greg Swindell, L ERA: 6.14 (7, 1)	0.1		2	1	1	1	0	0	0	0	0	0	0	3	4	27.00	3.000																																															
Matt Mantei, R ERA: 2.35 (7, 1)	0.2		4	1	1	1	1	1	0	0	0	1	0	6	13	13.50	3.000																																															
Mike Myers, L ERA: 3.33 (8, 1)	1.0		3	0	0	0	1	0	0	0	0	0	0	6	10	0.00	0.000																																															

**BOTTOM**

**Arizona Diamondbacks @ San Diego Padres**  
Qualcomm Stadium, San Diego, CA

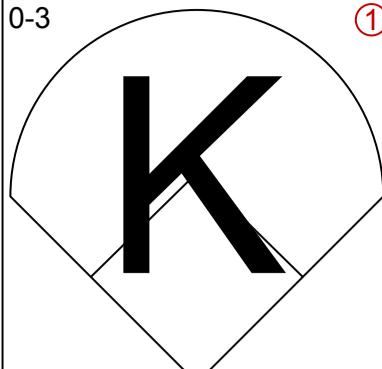
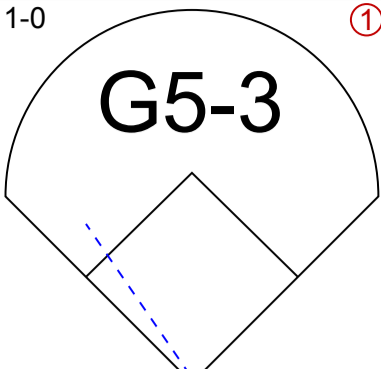
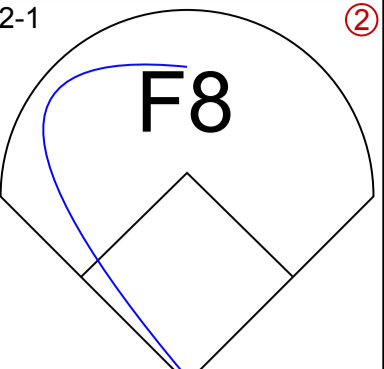
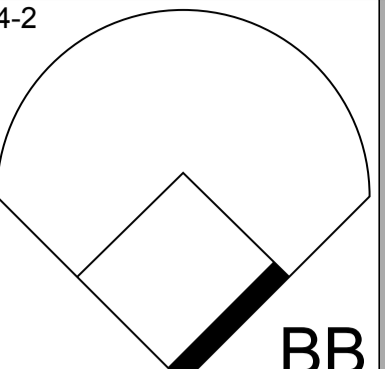
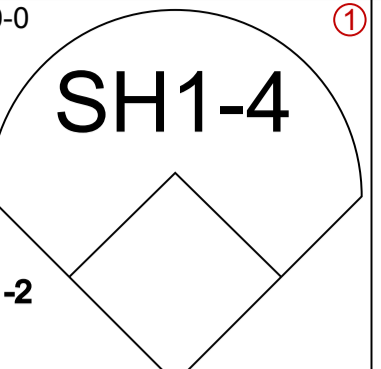
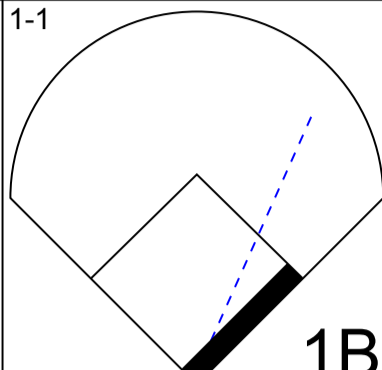
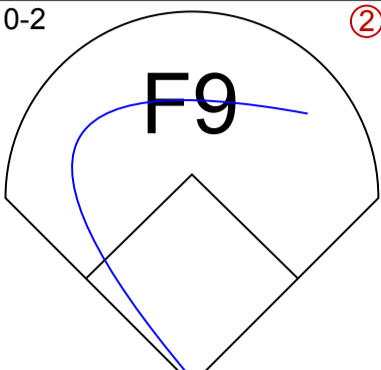
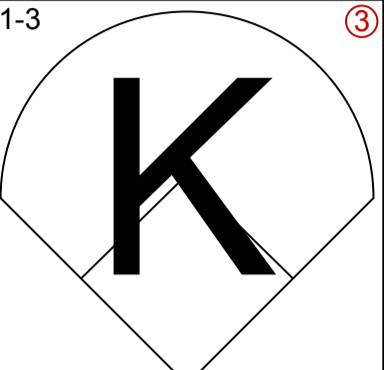
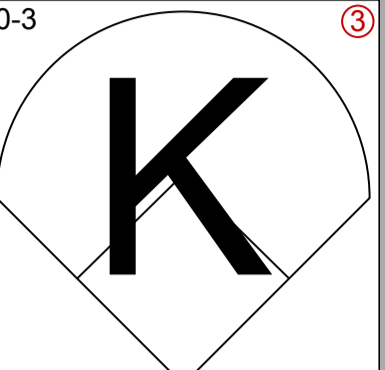
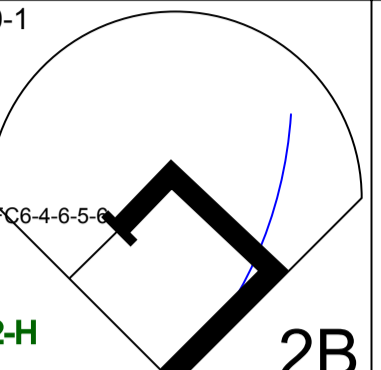
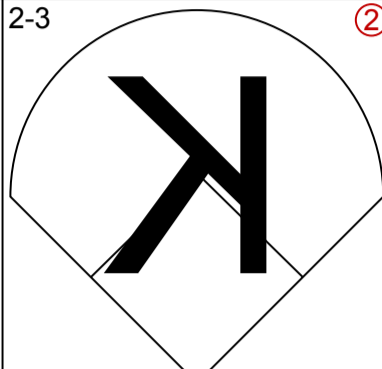
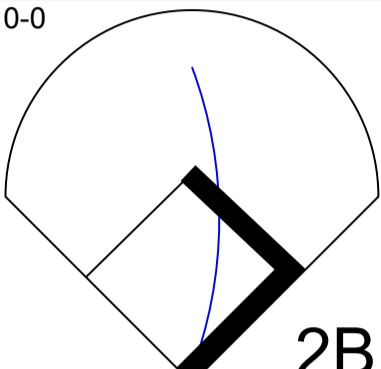
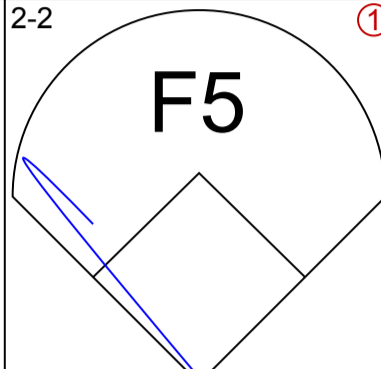
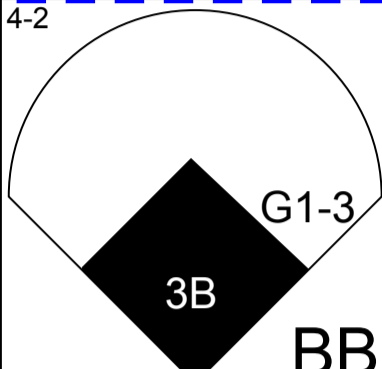
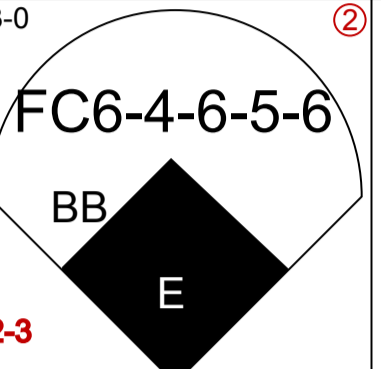
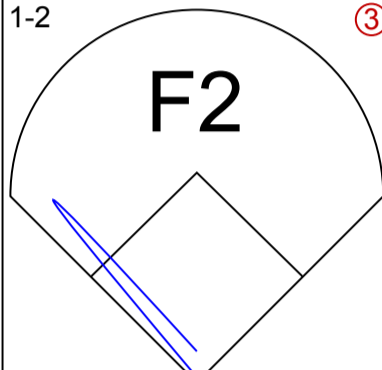
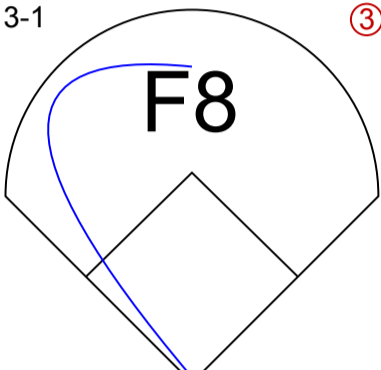
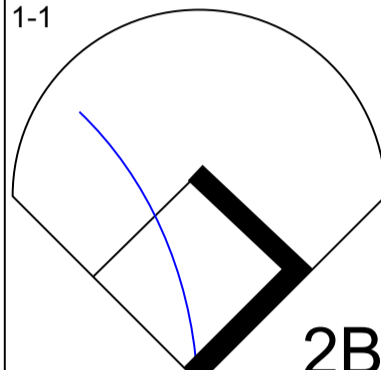
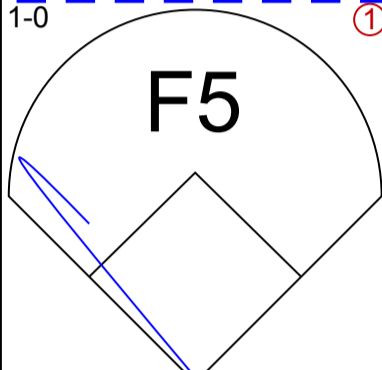
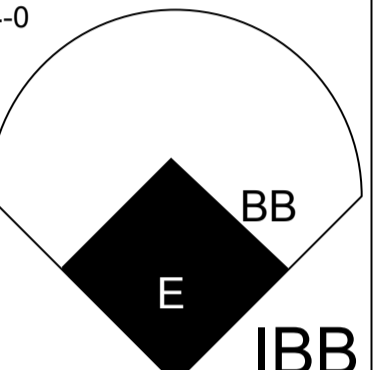
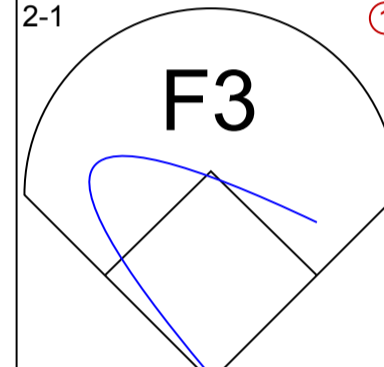
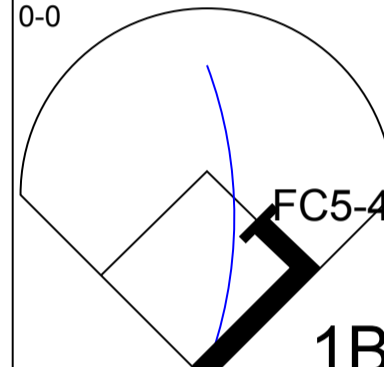
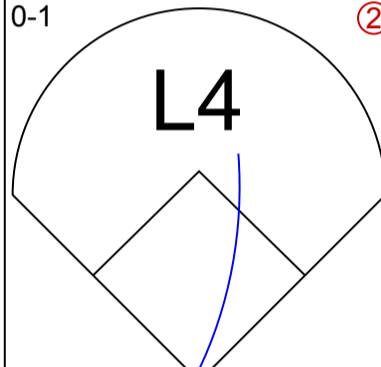
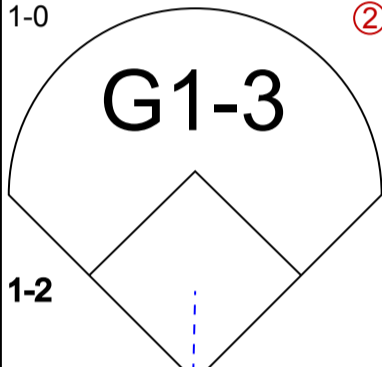
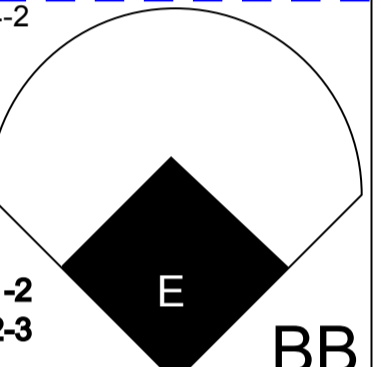
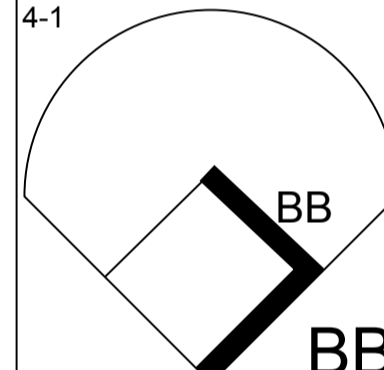
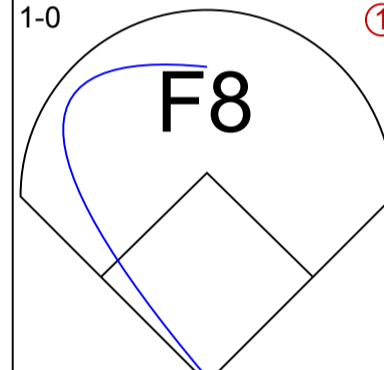
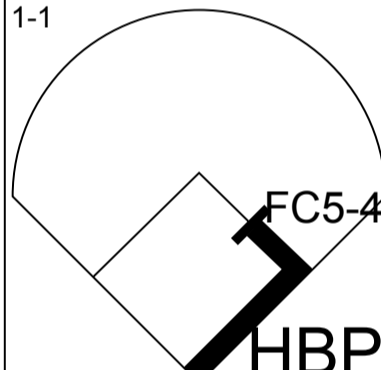
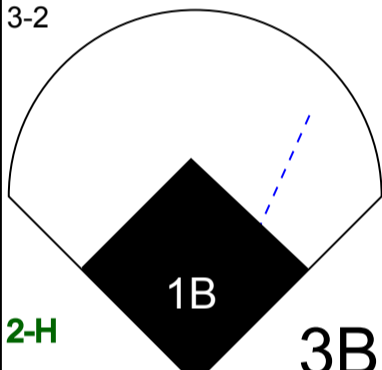
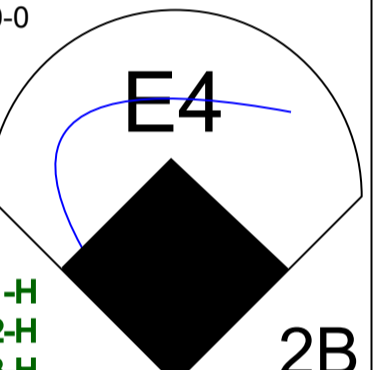
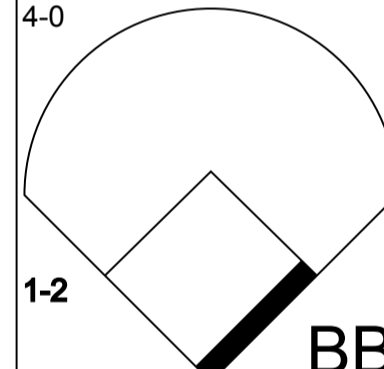
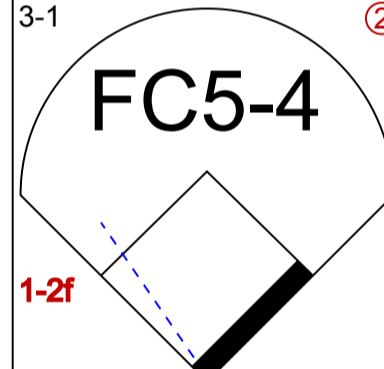
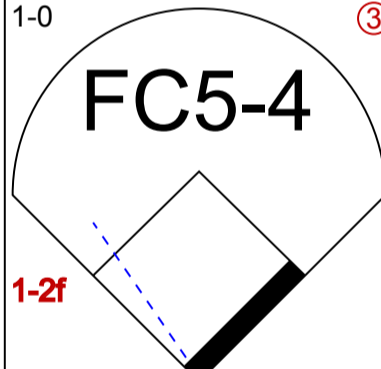
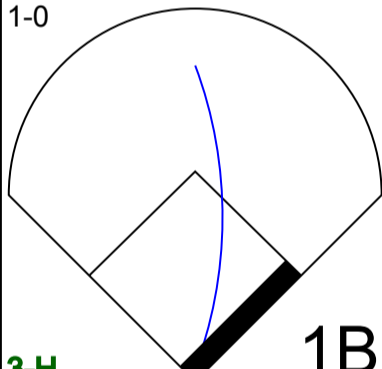
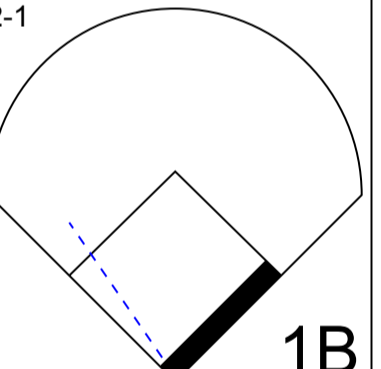
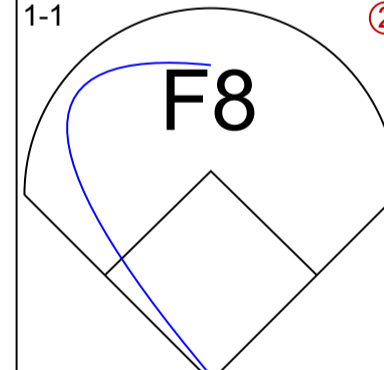
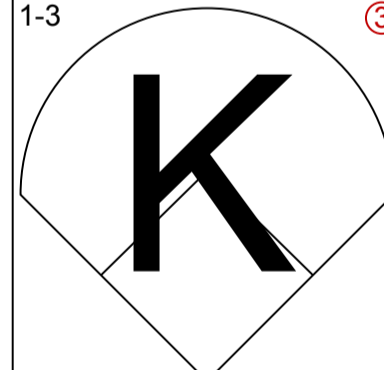
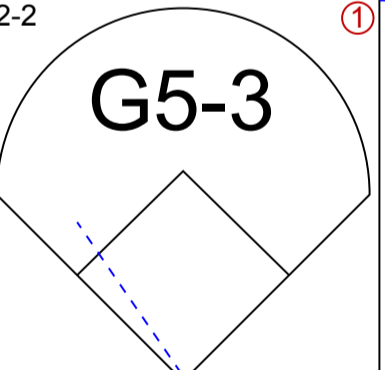
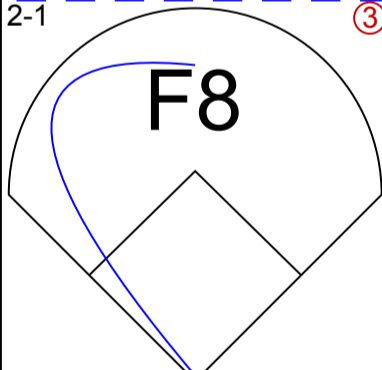
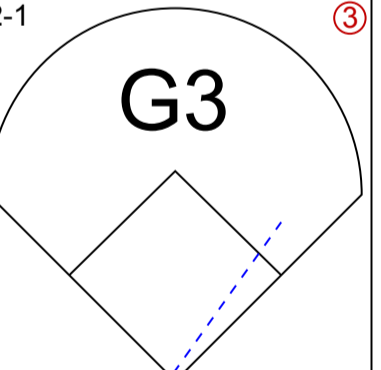
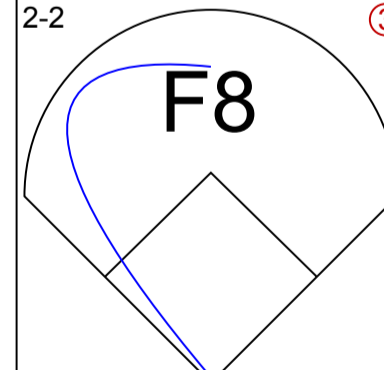
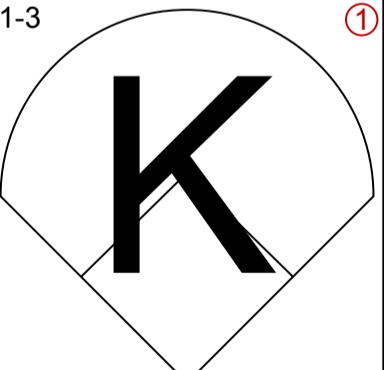
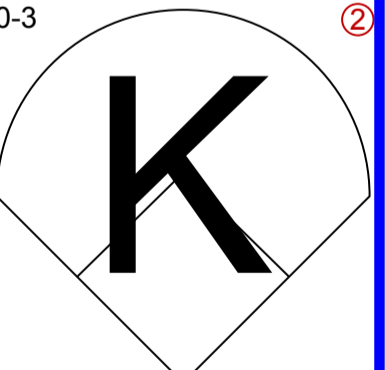
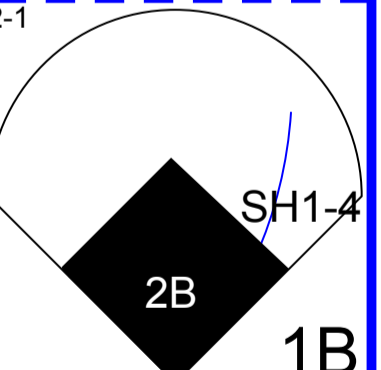
Fri Jul 19 2002, 10:05 PM EDT  
Att: 27,803 - Sunny - 71 F

AB	33
R	6
H	10
RBI	6
BB	3
SO	3
LOB	14

WP: 1 PA: 37  
PB: 0  
SB: 0  
CS: 0



livebaseballscorecards.com

Batter	1	2	3	4	5	6	7	8	9	AB R H RBI BB SO LOB	TOP														
Quinton McCracken, S OBP: 0.386, SLG: 0.491 (1, 9)										3 0 0 0 1 1 0	<p>Arizona Diamondbacks @ San Diego Padres Qualcomm Stadium, San Diego, CA</p> <p>Sat Jul 20 2002, 10:05 PM EDT Att. 54,980 - Sunny - 70 F</p>														
Craig Counsell, L OBP: 0.349, SLG: 0.354 (1, 6)										5 0 2 1 0 2 1															
Junior Spivey, R OBP: 0.403, SLG: 0.528 (1, 4)										4 2 1 0 1 1 2															
Luis Gonzalez, L OBP: 0.401, SLG: 0.489 (1, 7)										4 1 1 0 1 0 3															
Matt Williams, R OBP: 0.172, SLG: 0.250 (1, 5)										4 1 1 0 1 0 2															
Steve Finley, L OBP: 0.365, SLG: 0.463 (1, 8)										3 2 2 4 1 0 1															
Jay Bell, R OBP: 0.500, SLG: 0.333 (1, 3)										3 0 1 1 1 0 3															
Mark Grace, L OBP: 0.360, SLG: 0.405 (8, 3)										1 0 1 0 0 0 0															
Chad Moeller, R OBP: 0.385, SLG: 0.364 (1, 2)										5 0 0 0 0 1 5															
John Patterson, R (1, 1) Damian Miller, R (7, PH) Mike Koptove, R (7, 1) Mike Myers, L (7, 1) Tony Womack, L (9, PH) Byung-Hyun Kim, R (9, 1)										2 0 0 0 0 1 2 1 0 0 0 0 1 0 0 0 0 0 0 0 0 0 0 0 0 0 0 0 1 1 1 0 0 0 0 0 0 0 0 0 0 0															
Inning Stats	R: 0 E: 0 K: 2 S: 11	H: 1 LOB: 1 BB: 0 P: 15	R: 0 E: 0 K: 0 S: 10	H: 0 LOB: 2 BB: 2 P: 23	R: 0 E: 0 K: 0 S: 8	H: 1 LOB: 1 BB: 0 P: 12	R: 0 E: 0 K: 1 S: 9	H: 1 LOB: 1 BB: 0 P: 14	R: 0 E: 0 K: 2 S: 9	H: 0 LOB: 0 BB: 0 P: 13	R: 0 E: 0 K: 2 S: 12	H: 0 LOB: 1 BB: 1 P: 18	R: 2 E: 0 K: 0 S: 10	H: 2 LOB: 1 BB: 1 P: 22	R: 5 E: 1 K: 0 S: 13	H: 4 LOB: 1 BB: 2 P: 30	1B: 5 2B: 4 3B: 1 HR: 0	SF: 0 SAC: 1 DP: 0 HBP: 1	WP: 0 PB: 0 SB: 0 CS: 0	PA: 44					
PITCHER	IP	WLS	BF	H	R	ER	SO	BB	IBB	HBP	BLK	WP	HR	S	P	ERA	WHIP								
Oliver Pérez, L (1, 1) ERA: 2.82	7.0		29	4	0	0	7	3	0	1	0	0	0	68	109	0.00	1.000								
Steve Reed, R (8, 1) ERA: 2.08	0.0		1	0	1	1	0	1	0	0	0	0	0	2	6	∞	∞								
Mike Holtz, L (8, 1) ERA: 5.12	0.2	L	4	2	1	1	0	0	0	0	0	0	0	6	12	13.50	3.000								
Tom Davey, R (8, 1) ERA: 7.11	0.1		1	0	0	0	0	0	0	0	0	0	0	2	4	0.00	0.000								
Kevin Pickford, L (9, 1) ERA: 5.7	0.2		5	2	3	3	0	0	1	0	0	0	0	6	15	40.50	3.000								
PITCHER	IP	WLS	BF	H	R	ER	SO	BB	IBB	HBP	BLK	WP	HR	S	P	ERA	WHIP								
Rodney Myers, R (9, 1) ERA: 5.91	0.1		4	2	2	2	0	1	0	0	0	0	0	7	15	54.00	9.000								

livebaseballscorecards.com

AB	36
R	7
H	10
RBI	6
BB	6
SO	7
LOB	19



Batter	1	2	3	4	5	6	7	8	9	AB	R	H	RBI	BB	SO	LOB
Ramón Vázquez, L (1, 4) OBP: 0.329, SLG: 0.315 Ron Gant, R (8, PH) OBP: 0.339, SLG: 0.462 Kevin Pickford, L (9, 1) Rodney Myers, R (9, 1)	2-1 F7 ①		3-2 F9 ②			4-1 L8-4 1B BB		2-3 K ②		2	0	0	0	1	0	0
Mark Kotsay, L (1, 8) OBP: 0.377, SLG: 0.439	2-3 K ②		3-2 F8 ③			0-0 1-2 1B		4-0 BB		3	0	1	0	1	1	0
Ryan Klesko, L (1, 3) OBP: 0.393, SLG: 0.532	1-1 F8 ③			1-0 F9 ①		0-1 F8 ①		3-3 K ③		4	0	0	0	0	1	3
Phil Nevin, R (1, 5) OBP: 0.333, SLG: 0.433		0-2 F9 ①		2-0 G4-3 ②		0-1 L8-4 ② ③		1-1 F8 ①		4	0	0	0	0	0	2
Bubba Trammell, R (1, 9) OBP: 0.321, SLG: 0.349 Tom Davey, R (8, 1) Julius Matos, R (9, 4) OBP: 0.280, SLG: 0.344		4-2 BB		2-3 K ③		1-0 G5-3 ①		0-1 1B G3 1B		2	0	0	0	1	1	0
Deivi Cruz, R (1, 6) OBP: 0.285, SLG: 0.340		2-2 F9 ②		1-3 K ①		1-0 G5-3 ②		2-2 G3 ②		4	0	0	0	0	1	2
Gene Kingsale, S (1, 7) OBP: 0.316, SLG: 0.400		0-1 F7 ③		0-0 B5-3 ②		1-1 3B		1-2 DI 1B		4	0	2	0	0	0	1
Tom Lampkin, L (1, 2) OBP: 0.296, SLG: 0.335			2-2 HR	2-0 2B		1-0 G4-3 ③		2-0 G4-3 ③		4	1	2	1	0	0	3
Oliver Pérez, L (1, 1) OBP: 0.063, SLG: 0.063 Steve Reed, R (8, 1) Mike Holtz, L (8, 1) Trenidad Hubbard, R (8, 7) OBP: 0.263, SLG: 0.227			2-2 G1-3 ①	0-3 K ③		2-2 G6-3 ①				2	0	0	0	0	1	1

Inning Stats	R: 0	H: 0	E: 0	K: 7	S: 7	R: 0	H: 0	E: 0	K: 10	S: 10	R: 1	H: 1	E: 0	K: 0	S: 16	R: 0	H: 0	E: 0	K: 5	S: 5	R: 0	H: 1	E: 0	K: 2	S: 8	R: 0	H: 1	E: 0	K: 0	S: 6	R: 0	H: 1	E: 0	K: 0	S: 5	R: 0	H: 0	E: 0	K: 2	S: 10	R: 0	H: 2	E: 0	K: 0	S: 11	R: 0	H: 0	E: 0	K: 0	S: 10	R: 0	H: 2	E: 0	K: 0	S: 11	1B: 3	2B: 2	3B: 1	SF: 0	SAC: 0	DP: 1	HBP: 0	WP: 0	PB: 0	SB: 0	CS: 0	PA: 35
--------------	------	------	------	------	------	------	------	------	-------	-------	------	------	------	------	-------	------	------	------	------	------	------	------	------	------	------	------	------	------	------	------	------	------	------	------	------	------	------	------	------	-------	------	------	------	------	-------	------	------	------	------	-------	------	------	------	------	-------	-------	-------	-------	-------	--------	-------	--------	-------	-------	-------	-------	--------

PITCHER	IP	WLS	BF	H	R	ER	SO	BB	IBB	HBP	BLK	WP	HR	S	P	ERA	WHIP
John Patterson, R (1, 1) ERA: 1.5	6.0		22	3	1	1	4	2	0	0	0	0	1	52	85	1.50	0.833
Mike Kopllove, R (7, 1) ERA: 2.08	0.2		3	1	0	0	0	0	0	0	0	0	0	4	7	0.00	1.500
Mike Myers, L (7, 1) ERA: 3.16	1.1	W	5	0	0	0	2	1	0	0	0	0	0	11	23	0.00	0.750
Byung-Hyun Kim, R (9, 1) ERA: 2.14	1.0		5	2	0	0	0	0	0	0	0	0	0	11	17	0.00	2.000

**BOTTOM**

**Arizona Diamondbacks @ San Diego Padres**  
Qualcomm Stadium, San Diego, CA

Sat Jul 20 2002, 10:05 PM EDT  
Att: 54,980 - Sunny - 70 F

livebaseballscorecards.com

AB	32
R	1
H	6
RBI	1
BB	3
SO	6
LOB	12



Batter	1	2	3	4	5	6	7	8	9	AB R H RBI BB SO LOB	TOP											
Tony Womack, L (1, 6) OBP: 0.302, SLG: 0.309	F7		BB 1B BB		G1-3	F8		G5-3		4 1 0 0 1 0 2												
Craig Counsell, L (1, 5) OBP: 0.352, SLG: 0.356	G4-3		1B BB		1B		HR 1B		L9	4 2 2 1 1 0 0												
Junior Spivey, R (1, 4) OBP: 0.403, SLG: 0.536	G5-3		1B BB		K		HR		K	5 2 2 4 0 2 1												
Luis Gonzalez, L (1, 7)		P5	1B 2B		F9		HR		K	5 1 2 3 0 1 1												
Mark Grace, L (1, 3) OBP: 0.359, SLG: 0.406		P6	L3			2B 2B	G4-3			4 1 1 0 0 0 1												
Steve Finley, L (1, 8) OBP: 0.364, SLG: 0.464		K	F5			2B	K			4 0 1 1 0 2 1												
Chad Moeller, R (1, 2) OBP: 0.353, SLG: 0.333			WP BB 1B		G6-3	E6	F8			4 1 1 0 0 0 1												
David Dellucci, L (1, 9) OBP: 0.347, SLG: 0.482			K		K	K		F8		3 0 0 0 0 3 3												
Quinton McCracken, S (8, PH) OBP: 0.384, SLG: 0.488			K		K					1 0 0 0 0 0 0												
Randy Johnson, R (1, 1) OBP: 0.109, SLG: 0.113			E4 BB WP 1B		G1-3	P4		K		2 1 0 0 0 0 1												
Jay Bell, R (8, PH) OBP: 0.400, SLG: 0.250										1 0 0 0 0 0 2												
Matt Mantel, R (6, 1)										0 0 0 0 0 0 0												
Greg Swindell, L (6, 1)										0 0 0 0 0 0 0												
Mike Fetters, R (7, 1)										0 0 0 0 0 0 0												
Matt Williams, R (8, PH) OBP: 0.167, SLG: 0.241										1 0 0 0 0 1 0												
Mike Koplove, R (8, 1)										0 0 0 0 0 0 0												
<b>Inning Stats</b>	R: 0 E: 0 K: 0 S: 11	H: 0 LOB: 0 BB: 0 P: 15	R: 0 E: 0 K: 1 S: 8	H: 0 LOB: 0 BB: 0 P: 11	R: 5 E: 1 K: 1 S: 21	H: 3 LOB: 1 BB: 2 P: 36	R: 0 E: 0 K: 1 S: 7	H: 0 LOB: 0 BB: 0 P: 9	R: 0 E: 0 K: 1 S: 10	H: 1 LOB: 1 BB: 0 P: 16	R: 1 E: 1 K: 1 S: 10	H: 2 LOB: 2 BB: 0 P: 20	R: 3 E: 0 K: 1 S: 13	H: 3 LOB: 0 BB: 0 P: 22	R: 0 E: 0 K: 1 S: 9	H: 0 LOB: 0 BB: 0 P: 15	R: 0 E: 0 K: 2 S: 9	H: 0 LOB: 0 BB: 0 P: 17	1B: 4 2B: 3 3B: 0 HR: 2	SF: 0 SAC: 0 DP: 0 HBP: 0	WP: 1 PB: 0 SB: 0 CS: 0	PA: 40
<b>PITCHER</b>	IP WLS BF H R ER SO BB IBB HBP BLK WP HR S P ERA WHIP																					
44 Jake Peavy, R (1, 1) ERA: 3.67	5.0 W 22 4 5 4 4 2 0 0 0 1 0 57 87 7.20 1.200																					
Kevin Pickford, L (6, 1) ERA: 6.0	0.0 2 2 1 1 0 0 0 0 0 0 0 3 6 ∞ ∞																					
Jeremy Fikac, R (6, 1) ERA: 4.74	1.0 H 6 2 2 2 1 0 0 0 0 0 1 11 20 18.00 2.000																					
Mike Holtz, L (7, 1) ERA: 5.06	2.0 H 7 1 1 1 2 0 0 0 0 0 1 18 31 4.50 0.500																					
Trevor Hoffman, R (9, 1) ERA: 2.17	1.0 S 3 0 0 0 2 0 0 0 0 0 0 9 17 0.00 0.000																					

Arizona Diamondbacks @ San Diego Padres  
Qualcomm Stadium, San Diego, CA  
Sun Jul 21 2002, 5:00 PM EDT  
Att. 36,118 - Sunny - 73 F

livebaseballscores.com

AB	38
R	9
H	9
RBI	9
BB	2
SO	9
LOB	13



Batter	1	2	3	4	5	6	7	8	9	AB	R	H	RBI	BB	SO	LOB	BOTTOM		
Gene Kingsale, S OBP: 0.326, SLG: 0.385 (1, 8) (9, 9)	0-0 G5-4-3 1B	4-1 BB 2B BB		1-3 K	1-3 K		1-3 K			4	1	1	0	1	3	2	<b>Arizona Diamondbacks @ San Diego Padres</b> <b>Qualcomm Stadium, San Diego, CA</b> Sun Jul 21 2002, 5:00 PM EDT Att: 36,118 - Sunny - 73 F		
Julius Matos, R OBP: 0.276, SLG: 0.330 (1, 4) F X	0-1 G5-4-3 1-2f	4-2 2B BB		1-1 G5-3		3-3 K	0-0 F3			4	1	0	0	1	1	1			
Phil Nevin, R OBP: 0.345, SLG: 0.443 (1, 5) B B C B	4-1 BB	0-1 2B 2B		4-2 BB		0-0 BB 1B 2B 1B	2-0 G3-1			3	2	2	3	2	0	0			
Ron Gant, R OBP: 0.340, SLG: 0.466 (1, 7) C C B S	1-3 K	3-0 2B		3-3 K		3-2 BB 1B 2B	1-2 F8			5	1	2	1	0	2	2			
Bubba Trammell, R OBP: 0.326, SLG: 0.353 Trevor Hoffman, R (9, 1)		4-0 1B BB			2-2 1B SF9 2B	4-1 2B SF9 BB	0-0 G6-3			3	3	1	0	2	0	1			
Brian Buchanan, R OBP: 0.288, SLG: 0.386 Ryan Klesko, L OBP: 0.393, SLG: 0.535 (1, 3) (6, 3)		0-3 K	1-3 K		4-2 SF9 1B BB	0-0 2B	2-0 F2			2	0	0	0	1	2	1			
Deivi Cruz, R OBP: 0.288, SLG: 0.352 (1, 6) F X	0-1 44 2B 1B	2-0 HR		0-3 K	0-3 K	1-2 SF9	2-0 SF9			3	2	2	2	0	1	2			
Wil Nieves, R OBP: 0.500, SLG: 0.333 (1, 2) S F S	0-3 K	1-0 F8		1-2 1B	1-2 1B	4-0 IBB				3	0	1	0	1	1	2			
44 Jake Peavy, R OBP: 0.375, SLG: 0.635 Trenidad Hubbard, R OBP: 0.290, SLG: 0.227 Kevin Pickford, L Jeremy Fikac, R Mike Holtz, L Mark Kotsay, L OBP: 0.377, SLG: 0.439 (1, 1) (5, PH) (6, 1) (6, 1) (7, 1) (9, 8)	0-0 BB 2B 2B	3-3 K		2-0 SF9	2-0 SF9	0-3 K				2	1	1	2	0	1	0			
<b>Inning Stats</b>	R: 0 E: 0 K: 1 S: 7	H: 1 LOB: 1 BB: 1 P: 12	R: 6 E: 0 K: 2 S: 17	H: 4 LOB: 1 BB: 3 P: 32	R: 1 E: 0 K: 2 S: 8	H: 1 LOB: 0 BB: 0 P: 15	R: 0 E: 0 K: 2 S: 12	H: 0 LOB: 1 BB: 1 P: 21	R: 1 E: 0 K: 2 S: 18	H: 2 LOB: 2 BB: 1 P: 28	R: 3 E: 0 K: 1 S: 13	H: 3 LOB: 2 BB: 2 P: 29	R: 0 E: 0 K: 1 S: 5	H: 0 LOB: 0 BB: 0 P: 8	R: 0 E: 0 K: 0 S: 5	H: 0 LOB: 0 BB: 0 P: 8		1B: 5 2B: 5 3B: 0 HR: 1	SF: 2 SAC: 0 DP: 1 HBP: 0
<b>PITCHER</b>	IP WLS L	BF H R ER SO	H R ER SO	BB IBB HBP BLK	WP HR S P	ERA WHIP	<b>PITCHER</b>	IP WLS L	BF H R ER SO	BB IBB HBP BLK	WP HR S P	ERA WHIP							
Randy Johnson, L ERA: 2.99 (1, 1)	5.0	28	8	8	8	9	6	0	0	0	0	0	14.40	2.800					
Matt Mantei, R ERA: 5.63 (6, 1)	0.1	4	2	3	3	1	1	0	0	0	0	0	81.00	9.000					
Greg Swindell, L ERA: 5.96 (6, 1)	0.2	4	1	0	0	1	0	1	0	0	0	0	0.00	1.500					
Mike Fetters, R ERA: 2.88 (7, 1)	1.0	3	0	0	0	1	0	0	0	0	0	0	0.00	0.000					
Mike Koplove, R ERA: 1.99 (8, 1)	1.0	3	0	0	0	0	0	0	0	0	0	0	0.00	0.000					

livebaseballscores.com

**AB 32**  
**R 11**  
**H 11**  
**RBI 11**  
**BB 8**  
**SO 12**  
**LOB 13**



Batter	1	2	3	4	5	6	7	8	9	AB R H RBI BB SO LOB	TOP														
<b>Dave Roberts, L</b> (1, 8) OBP: 0.366, SLG: 0.372	0-0 S 1B	1-0 L3			4-1 FC4-6 BB	0-0 FC4-6 1-2f		2-1 L7		4 0 1 0 1 0 6															
<b>Mark Grudzielanek, R</b> (1, 4) OBP: 0.296, SLG: 0.350	1-3 K 1-2		1-2 FC6-4 1B		0-1 FC4-6 1B 1-2f		1-0 G6-4-3 1B		2-3 K	5 0 2 0 0 2 2															
<b>Shawn Green, L</b> (1, 9) OBP: 0.372, SLG: 0.559	1-1 F9		1-1 FC6-4 1-2f		0-0 1B 1-2		0-0 F7		0-0 G6-3	5 0 1 0 0 0 3															
<b>Paul Lo Duca, R</b> (1, 2) OBP: 0.354, SLG: 0.415	0-0 P4		0-1 FC6-4 1-2f		0-0 F7		2-1 G6-4-3 1-2f		0-0 F8	5 0 0 0 0 0 5															
<b>Brian Jordan, R</b> (1, 7) OBP: 0.327, SLG: 0.467		0-0 G4-3 S 1B	2-2 G4-3		2-0 1B 1-2 2-H			1-0 G5-3		4 1 2 0 0 0 1															
<b>Dave Hansen, L</b> (1, 5) OBP: 0.333, SLG: 0.386		1-2 G4-3		3-2 WP 1B		2-1 FC1-6 1B		2-2 FC6-4 HBP 1B		4 1 3 0 0 0 1															
<b>Mike Kinkade, R</b> (1, 3) OBP: 0.750, SLG: 0.667		1-2 SH1-4 1B 3-H		1-3 K 1-2		0-1 FC1-6 1B		1-1 FC6-4 HBP		3 0 2 1 0 1 1															
<b>Cesar Izturis, S</b> (1, 6) OBP: 0.253, SLG: 0.300		0-0 SH1-4 1B		1-2 F3		1-2 F8		0-0 FC6-4 1B 1-2f 2-3		4 0 1 0 0 0 5															
<b>Odalis Perez, L</b> (1, 1) OBP: 0.128, SLG: 0.205		0-1 SH1-4		0-0 G3-1		2-2 FC1-6 FC4-6 1-2f 2-3		3-1 1B		1 0 0 0 0 0 1															
<b>Alex Cora, L</b> (6, PH) OBP: 0.344, SLG: 0.483										1 0 0 0 0 0 2															
<b>Guillermo Mota, R</b> (6, 1)										0 0 0 0 0 0 0															
<b>Marquis Grissom, R</b> (8, PH) OBP: 0.322, SLG: 0.503										1 0 1 1 0 0 0															
<b>Terry Mulholland, R</b> (8, 1)										0 0 0 0 0 0 0															
<b>Inning Stats</b>	R: 0 E: 0 K: 1 S: 7	H: 1 LOB: 1 BB: 0 P: 9	R: 1 E: 0 K: 0 S: 11	H: 3 LOB: 2 BB: 0 P: 14	R: 0 E: 0 K: 0 S: 10	H: 1 LOB: 1 BB: 0 P: 14	R: 0 E: 0 K: 1 S: 13	H: 1 LOB: 1 BB: 0 P: 18	R: 0 E: 0 K: 0 S: 6	H: 2 LOB: 2 BB: 1 P: 12	R: 0 E: 0 K: 0 S: 12	H: 2 LOB: 2 BB: 0 P: 17	R: 0 E: 0 K: 0 S: 4	H: 1 LOB: 0 BB: 0 P: 7	R: 1 E: 0 K: 0 S: 10	H: 2 LOB: 2 BB: 0 P: 19	R: 0 E: 0 K: 1 S: 6	H: 0 LOB: 0 BB: 0 P: 8	1B: 13 2B: 0 3B: 0 HR: 0	SF: 0 SAC: 1 DP: 1 HBP: 1	WP: 1 PB: 0 SB: 2 CS: 0	PA: 40			
<b>PITCHER</b>	IP	WLS	BF	H	R	ER	SO	BB	IBB	HBP	BLK	WP	HR	S	P	ERA	WHIP								
<b>Brian Lawrence, R</b> (1, 1) ERA: 3.3	7.1	W	33	12	2	2	2	1	0	0	0	1	0	67	98	2.46	1.773								
<b>Steve Reed, R</b> (8, 1) ERA: 2.04	0.2		4	1	0	0	0	0	0	1	0	0	0	6	12	0.00	1.500								
<b>Trevor Hoffman, R</b> (9, 1) ERA: 2.11	1.0	S	3	0	0	0	1	0	0	0	0	0	0	6	8	0.00	0.000								

**Los Angeles Dodgers @ San Diego Padres**  
Qualcomm Stadium, San Diego, CA  
Mon Jul 22 2002, 10:05 PM EDT  
Att. 20,085 - Sunny - 74 F

AB	37
R	2
H	13
RBI	2
BB	1
SO	3
LOB	27





Batter	1	2	3	4	5	6	7	8	9	AB R H RBI BB SO LOB	TOP																								
<b>Dave Roberts, L</b> (1, 8) OBP: 0.369, SLG: 0.374	0-1 1B		2-0 F5		0-2 F7		4-1 SH BB		3-2 FC4-6 1B	4 1 2 0 1 0 1																									
<b>Alex Cora, L</b> (1, 4) OBP: 0.349, SLG: 0.483	2-2 F7		0-0 HR 1B		1-2 G4-3		1-1 SH SF8		1-1 FC4-6 1B	4 2 2 0 0 0 1																									
<b>Paul Lo Duca, R</b> (1, 2) OBP: 0.355, SLG: 0.426	1-1 F9		1-2 HR		3-2 1B 2B		1-1 G1-4-3		0-0 FC4-6 G6-4-3	5 2 2 3 0 0 4																									
<b>Shawn Green, L</b> (1, 9) OBP: 0.372, SLG: 0.556	2-2 F8		0-0 F7		0-0 2B 1B		4-0 FC6-4 IBB		3-2 G6-4-3	4 1 1 0 1 0 3																									
<b>Eric Karros, R</b> (1, 3) OBP: 0.341, SLG: 0.424		2-1 E5 G6-4-3		1-2 G4-3	2-2 1-H 2B		1-1 SF8			3 0 1 3 0 0 0																									
<b>Brian Jordan, R</b> (1, 7) OBP: 0.323, SLG: 0.461		2-2 F9		1-1 G5-3	2-0 L8		2-0 FC6-4			4 0 0 0 0 0 3																									
<b>Adrian Beltré, R</b> (1, 5) OBP: 0.288, SLG: 0.380		2-0 G6-4-3 1-2f		2-2 HR		0-1 L4		1-1 F8		4 1 1 1 0 0 1																									
<b>Cesar Izturis, S</b> (1, 6) OBP: 0.253, SLG: 0.299			1-1 B1-3	0-0 1B		0-0 G4-1		0-2 G6-3		4 0 1 0 0 0 0																									
<b>Andy Ashby, R</b> (1, 1) OBP: 0.242, SLG: 0.290			0-1 HR 1B	0-3 K		2-2 F9		0-2 P4		3 1 1 0 0 1 1																									
<b>Jesse Orosco, R</b> (6, 1) <b>Giovanni Carrara, R</b> (6, 1) <b>Guillermo Mota, R</b> (7, 1) <b>Hiram Bocachica, R</b> (8, PH) <b>Paul Quastrelli, L</b> (8, 1) <b>Eric Gagne, R</b> (9, 1)										0 1 0																									
<b>Inning Stats</b>	R: 0 E: 0 K: 0 S: 11	H: 1 LOB: 1 BB: 0 P: 15	R: 0 E: 1 K: 0 S: 9	H: 0 LOB: 0 BB: 0 P: 15	R: 3 E: 0 K: 0 S: 11	H: 3 LOB: 0 BB: 0 P: 15	R: 1 E: 0 K: 1 S: 12	H: 2 LOB: 1 BB: 0 P: 16	R: 2 E: 0 K: 0 S: 15	H: 3 LOB: 1 BB: 0 P: 23	R: 0 E: 0 K: 0 S: 6	H: 0 LOB: 0 BB: 0 P: 8	R: 2 E: 1 K: 0 S: 8	H: 0 LOB: 1 BB: 2 P: 21	R: 0 E: 0 K: 0 S: 8	H: 0 LOB: 0 BB: 0 P: 9	R: 0 E: 0 K: 0 S: 9	H: 2 LOB: 1 BB: 0 P: 16	1B: 7 2B: 2 3B: 0 HR: 2	SF: 1 SAC: 1 DP: 2 HBP: 0	WP: 0 PB: 0 SB: 1 CS: 0	PA: 40													
<b>PITCHER</b>	IP WLS BF H R ER SO BB IBB HBP BLK WP HR S P ERA WHIP																																		
<b>Brett Tomko, R</b> (1, 1) ERA: 3.76	6.0		27	9	6	6	1	0	0	0	0	2	64	92	9.00	1.500																			
<b>Jeremy Fikac, R</b> (7, 1) ERA: 4.91	0.1	L	4	0	2	1	0	1	1	0	0	0	5	15	27.00	3.000																			
<b>Tom Davey, R</b> (7, 1) ERA: 5.63	1.2		5	0	0	0	0	0	0	0	0	0	11	15	0.00	0.000																			
<b>Brandon Villafuerte, R</b> (9, 1) ERA:	1.0		4	2	0	0	0	0	0	0	0	0	9	16	0.00	2.000																			

**Los Angeles Dodgers @ San Diego Padres**  
Qualcomm Stadium, San Diego, CA  
Tue Jul 23 2002, 10:05 PM EDT  
Att. 25,680 - Sunny - 77 F

AB	36
R	8
H	11
RBI	7
BB	2
SO	1
LOB	14





Batter	1	2	3	4	5	6	7	8	9	AB	R	H	RBI	BB	SO	LOB
Ramón Vázquez, L (1, 4) OBP: 0.330, SLG: 0.314	2-2 G3 1B	4-0 BB		3-1 G3 1-2		0-2 G4-3	3-1 F8			4	0	1	1	1	0	2
Mark Kotsay, L (1, 8) OBP: 0.373, SLG: 0.436	0-0 G3 1-2	4-0 BB 1-2 2-3		0-0 G3-1		1-0 F7		0-0 B4-3		4	0	0	0	1	0	2
Ryan Klesko, L (1, 3) OBP: 0.395, SLG: 0.531	4-0 BB G5-4-3	1-0 F7			0-0 1B	3-2 BB 1B		3-2 1B		4	1	3	0	1	0	3
Phil Nevin, R (1, 5) OBP: 0.340, SLG: 0.435	3-1 G5-4-3 1-2f		1-3 K		1-2 F8	4-0 1B BB		3-2 F9		4	0	0	0	1	1	4
Ron Gant, R (1, 7) OBP: 0.350, SLG: 0.494		2-0 HR	1-1 S 1B		0-0 F8	0-0 1B		2-0 G5-3		5	1	3	2	0	0	2
Bubba Trammell, R (1, 9) OBP: 0.330, SLG: 0.373		1-2 G1-3 1B	3-2 P4		0-0 F9	2-2 F8			0-3 K	4	1	1	0	0	0	4
Jeremy Fikac, R (7, 1)										0	0	0	0	0	0	0
Tom Davey, R (7, 1)										0	0	0	0	0	0	0
Brandon Villafuerte, R (9, 1)										0	0	0	0	0	0	0
Trenidad Hubbard, R (9, PH) OBP: 0.257, SLG: 0.225										1	0	0	0	0	1	0
Deivi Cruz, R (1, 6) OBP: 0.292, SLG: 0.355		1-0 BB G1-3 1B	0-3 K			1-0 BB 3B 1B	0-1 G1-5-3 1B		0-3 K2-3	5	1	3	0	0	2	1
Tom Lampkin, L (1, 2) OBP: 0.299, SLG: 0.333		0-1 G1-3		0-0 F7		4-1 BB 3B	2-1 G1-5-3		0-0 1B	4	1	1	0	1	0	3
Brett Tomko, R (1, 1) OBP: 0.238, SLG: 0.286		2-1 G6-3		0-1 G3 1B		2-0 G4-3 3B	1-1 G1-3		1-3 K	2	0	1	1	0	0	1
Gene Kingsale, S (6, PH) OBP: 0.319, SLG: 0.419										3	1	1	2	0	1	2

Inning Stats	R: 0	H: 1	E: 0	K: 0	S: 6	R: 2	H: 3	E: 0	K: 0	S: 10	R: 0	H: 1	E: 0	K: 2	S: 12	R: 0	H: 1	E: 0	K: 0	S: 6	R: 0	H: 4	E: 0	K: 0	S: 17	R: 0	H: 1	E: 0	K: 0	S: 8	R: 0	H: 1	E: 0	K: 0	S: 10	R: 0	H: 1	E: 0	K: 3	S: 10	1B: 12	2B: 0	3B: 1	SF: 0	SAC: 0	DP: 1	HBP: 0	WP: 0	PB: 0	SB: 1	CS: 0	PA: 45
--------------	------	------	------	------	------	------	------	------	------	-------	------	------	------	------	-------	------	------	------	------	------	------	------	------	------	-------	------	------	------	------	------	------	------	------	------	-------	------	------	------	------	-------	--------	-------	-------	-------	--------	-------	--------	-------	-------	-------	-------	--------

PITCHER	IP	WLS	BF	H	R	ER	SO	BB	IBB	HBP	BLK	WP	HR	S	P	ERA	WHIP
Andy Ashby, R (1, 1) ERA: 3.99	5.1		28	9	5	5	2	4	0	0	0	0	1	49	89	8.44	2.438
Jesse Orosco, L (6, 1) ERA: 3.63	0.1	H	2	1	0	0	0	0	0	0	0	0	0	5	9	0.00	3.000
Giovanni Carrara, R (6, 1) ERA: 3.59	0.2	W	5	2	1	1	0	1	0	0	0	0	0	8	16	13.50	4.500
Guillermo Mota, R (7, 1) ERA: 3.46	0.2	H	2	0	0	0	0	0	0	0	0	0	0	4	8	0.00	0.000
Paul Quantrill, R (8, 1) ERA: 2.88	1.0	H	4	1	0	0	0	0	0	0	0	0	0	10	18	0.00	1.000

**BOTTOM**

**Los Angeles Dodgers @ San Diego Padres**  
Qualcomm Stadium, San Diego, CA

Tue Jul 23 2002, 10:05 PM EDT  
Att: 25,680 - Sunny - 77 F

livebaseballscorecards.com

AB	40
R	6
H	14
RBI	6
BB	5
SO	5
LOB	24



Batter	1	2	3	4	5	6	7	8	9	AB R H RBI BB SO LOB	TOP											
<b>Dave Roberts, L</b> (1, 8) OBP: 0.368, SLG: 0.372	1-1 1B		0-2 F7			2-3 K		1-1 FC3-6		4 0 1 0 0 1 1												
<b>Alex Cora, L</b> (1, 6) OBP: 0.346, SLG: 0.476	0-2 L5		1-1 F7			0-0 1B		2-2 G6-3		4 0 1 0 0 0 2												
<b>Shawn Green, L</b> (1, 9) OBP: 0.369, SLG: 0.549	1-2 F9				1-1 F8		0-1 F8		0-0 L5	4 0 0 0 0 0 2												
<b>Eric Karros, R</b> (1, 3) OBP: 0.338, SLG: 0.419	3-3 K				1-1 F8		0-2 G1-3		0-1 G6-3	4 0 0 0 0 1 2												
<b>Brian Jordan, R</b> (1, 7) OBP: 0.328, SLG: 0.463					1-2 1B		1-1 G6-4-3 1B		4-1 BB	3 0 2 0 1 0 0												
<b>Mark Grudzielanek, R</b> (1, 4) OBP: 0.292, SLG: 0.346					1-0 F7		1-2 G6-4-3		3-1 P3	4 0 0 0 0 0 3												
<b>Adrián Beltré, R</b> (1, 5) OBP: 0.285, SLG: 0.376					0-2 G5-3		1-2 F9			3 0 0 0 0 0 0												
<b>Chad Kreuter, S</b> (1, 2) OBP: 0.342, SLG: 0.348					0-1 L4			0-0 FC3-6 1B		3 0 1 0 0 1 1												
<b>Kaz Ishii, L</b> (1, 1) OBP: 0.171, SLG: 0.128					1-2 G5-3		2-3 K		0-0 F7	2 0 0 0 0 1 0												
<b>Guillermo Mota, R</b> (7, 1)										0 0 0 0 0 0 0												
<b>Dave Hansen, L</b> (7, 5) OBP: 0.330, SLG: 0.381										1 0 0 0 0 0 1												
<b>Terry Mulholland, R</b> (7, 1)										0 0 0 0 0 0 0												
<b>Inning Stats</b>	R: 0 E: 0 K: 1 S: 13	H: 1 LOB: 1 BB: 0 P: 17	R: 0 E: 1 K: 1 S: 10	H: 0 LOB: 1 BB: 0 P: 11	R: 0 E: 0 K: 0 S: 9	H: 0 LOB: 0 BB: 0 P: 11	R: 0 E: 0 K: 0 S: 10	H: 1 LOB: 1 BB: 0 P: 14	R: 0 E: 0 K: 1 S: 9	H: 0 LOB: 0 BB: 0 P: 11	R: 0 E: 0 K: 1 S: 10	H: 1 LOB: 1 BB: 0 P: 12	R: 0 E: 0 K: 0 S: 8	H: 1 LOB: 0 BB: 0 P: 11	R: 0 E: 0 K: 0 S: 12	H: 1 LOB: 1 BB: 0 P: 15	R: 0 E: 0 K: 0 S: 6	H: 0 LOB: 1 BB: 1 P: 13	1B: 5 2B: 0 3B: 0 HR: 0	SF: 0 SAC: 0 DP: 1 HBP: 0	WP: 0 PB: 0 SB: 0 CS: 0	PA: 33
<b>PITCHER</b>	IP WLS BF H R ER SO BB IBB HBP BLK WP HR S P ERA WHIP																					
<b>Bobby Jones, R</b> (1, 1) ERA: 4.29	8.0 W 29 5 0 0 4 0 0 0 0 0 0 0 81 102 0.00 0.625																					
<b>Brandon Villafuerte, R</b> (9, 1) ERA:	1.0 4 0 0 0 0 1 0 0 0 0 0 0 6 13 0.00 1.000																					

Los Angeles Dodgers @ San Diego Padres  
Qualcomm Stadium, San Diego, CA

Wed Jul 24 2002, 5:05 PM EDT  
Att. 26,779 - Cloudy - 82 F

AB	32
R	0
H	5
RBI	0
BB	1
SO	4
LOB	12



BOTTOM

Los Angeles Dodgers @ San Diego Padres  
Qualcomm Stadium, San Diego, CA  
Wed Jul 24 2002, 5:05 PM EDT  
Att: 26,779 - Cloudy - 82 F

livebaseballscorecards.com

AB	35
R	8
H	11
RBI	8
BB	5
SO	5
LOB	15



WP	0	PA	40
PB	0		
SB	0		
CS	0		

AB	R	H	RBI	BB	SO	LOB
5	2	3	1	0	1	1
0	0	0	0	0	0	0

3	2	1	0	2	0	1
---	---	---	---	---	---	---

3	1	2	3	1	0	0
1	0	1	1	0	0	0

4	1	0	0	1	2	6
0	0	0	0	0	0	0

4	1	2	3	0	0	2
0	0	0	0	0	0	0

3	0	0	0	1	0	0
---	---	---	---	---	---	---

4	0	1	0	0	0	3
---	---	---	---	---	---	---

4	0	0	0	0	1	1
---	---	---	---	---	---	---

3	1	1	0	0	1	1
1	0	0	0	0	0	0

1B	6	SF	0
2B	2	SAC	0
3B	0	DP	0
HR	3	HBP	0

Batter	1	2	3	4	5	6	7	8	9
<b>Mark Kotsay, L</b> (1, 8) OBP: 0.376, SLG: 0.449 <b>Gene Kingsale, S</b> (9, 8) OBP: 0.319, SLG: 0.419	1-1 2B		1-3 K	1-0 HR			2-0 P6	1-2 1B 1B	
<b>Julius Matos, R</b> (1, 4) OBP: 0.290, SLG: 0.337 (8, 5)	0-2 G5-3		4-0 1B BB	0-1 F7			4-2 1-2 HR BB	1-2 1B 1B	
<b>Phil Nevin, R</b> (1, 5) OBP: 0.347, SLG: 0.454 <b>Ramón Vázquez, L</b> (8, 4) OBP: 0.333, SLG: 0.317	4-0 BB		0-1 E 1B 1B		3-2 G6-3		0-2 1-H 2-H HR	3-2 1-3 2-H FC6 1B	
<b>Ryan Klesko, L</b> (1, 3) OBP: 0.392, SLG: 0.524 <b>Brandon Villafuerte, R</b> (9, 1)	0-3 K		0-1 P6		1-3 K		4-0 HR BB	0-2 FC6 1-2f	
<b>Ron Gant, R</b> (1, 7) OBP: 0.353, SLG: 0.511 <b>Trenidad Hubbard, R</b> (8, 7) OBP: 0.257, SLG: 0.225	0-0 G6-3		0-0 E 1B		3-2 P4		3-1 1-H HR		
<b>Bubba Trammell, R</b> (1, 9) OBP: 0.329, SLG: 0.368		3-2 F8	4-0 1B SAFE	3-2 F5		2-0 F8		0-0 F8	
<b>Deivi Cruz, R</b> (1, 6) OBP: 0.291, SLG: 0.356		1-0 2B	1-2 P4	1-0 G5-3		1-1 L9		1-1 L9	
<b>Wil Nieves, R</b> (1, 2) OBP: 0.333, SLG: 0.300		1-0 F7		2-3 K		1-1 F8		1-0 G6-3	
<b>Bobby Jones, R</b> (1, 1) OBP: 0.148, SLG: 0.148 <b>Brian Buchanan, R</b> (8, PH) OBP: 0.287, SLG: 0.384 (9, 3)		3-3 K		1-1 G1-3			3-2 HR BB 1B	0-0 F9	

Inning Stats	R: 0	H: 1	E: 0	LOB: 2	K: 1	BB: 1	S: 9	P: 14
	R: 0	H: 1	E: 0	LOB: 1	K: 1	BB: 0	S: 13	P: 21
	R: 1	H: 2	E: 1	LOB: 3	K: 1	BB: 2	S: 12	P: 22
	R: 1	H: 1	E: 0	LOB: 0	K: 1	BB: 0	S: 8	P: 12
	R: 0	H: 0	E: 0	LOB: 0	K: 1	BB: 0	S: 9	P: 16
	R: 0	H: 0	E: 0	LOB: 0	K: 0	BB: 0	S: 4	P: 8
	R: 5	H: 3	E: 0	LOB: 0	K: 0	BB: 2	S: 15	P: 32
	R: 1	H: 3	E: 0	LOB: 2	K: 0	BB: 0	S: 17	P: 23

PITCHER	IP	WLS	BF	H	R	ER	SO	BB	IBB	HBP	BLK	WP	HR	S	P	ERA	WHIP
<b>Kaz Ishii, L</b> (1, 1) ERA: 3.36	6.1	L	28	6	3	3	5	3	0	0	0	0	1	60	103	4.26	1.421
<b>Guillermo Mota, R</b> (7, 1) ERA: 4.38	0.0		4	2	4	4	0	2	0	0	0	0	2	7	18	∞	∞
<b>Terry Mulholland, L</b> (7, 1) ERA: 7.31	1.2		8	3	1	1	0	0	0	0	0	0	0	20	27	5.40	1.800

Batter	1	2	3	4	5	6	7	8	9	AB R H RBI BB SO LOB	TOP
Ramón Vázquez, L (1, 4) OBP: 0.328, SLG: 0.311	3-2 F7		1-3 K			0-0 L9		1-0 FC6-4		4 0 0 0 0 1 2	
Mark Kotsay, L (1, 8) OBP: 0.374, SLG: 0.447	1-3 K			3-2 F7		2-2 WP 1B		1-2 G4-3		4 0 1 0 0 1 2	
Ryan Klesko, L (1, 3) OBP: 0.396, SLG: 0.529	0-1 P6			2-1 L4-6 2B		1-2 BB		1-2 G6-4-3 1B		3 0 2 0 1 0 0	
Phil Nevin, R (1, 5) OBP: 0.342, SLG: 0.447 Julius Matos, R (9, PH) OBP: 0.287, SLG: 0.333		1-3 K		1-0 L4-6		0-3 K		2-1 G6-4-3 1B		3 0 0 0 0 2 3 1 0 0 0 0 0 1	
Bubba Trammell, R (1, 9) OBP: 0.326, SLG: 0.364 Steve Reed, R (7, 1) Wil Nieves, R (9, PH) OBP: 0.308, SLG: 0.273		3-1 L7		3-1 F8		0-3 K		0-3 K		3 0 0 0 0 1 2 0 0 0 0 0 0 0 1 0 0 0 0 1 0	
Deivi Cruz, R (1, 6) OBP: 0.292, SLG: 0.356		2-2 1B		1-1 G1-3		2-2 L6				3 0 1 0 0 0 2	
Gene Kingsale, S (1, 7) OBP: 0.320, SLG: 0.413		0-0 G4-3		3-2 L7				2-2 FC6-4 1B		3 0 1 0 0 0 1	
Tom Lampkin, L (1, 2) OBP: 0.294, SLG: 0.328		3-1 F7		1-0 L9				2-3 K		3 0 0 0 0 1 1	
Oliver Pérez, L (1, 1) OBP: 0.059, SLG: 0.059 Trenidad Hubbard, R (6, PH) OBP: 0.255, SLG: 0.222 Tom Davey, R (6, 1) Brian Buchanan, R (7, 9) OBP: 0.291, SLG: 0.388 Jason Kershner, L (7, 1)		0-2 G6-3		1-2 L4				0-2 FC6-4 1B		1 0 0 0 0 0 0 1 0 0 0 0 0 0 0 0 0 0 0 0 0 1 0 1 0 0 0 0 0 0 0 0 0 0 0	
<b>Inning Stats</b>	R: 0 E: 0 K: 1 S: 8 H: 0 LOB: 0 BB: 0 P: 12	R: 0 E: 0 K: 1 S: 9 H: 1 LOB: 1 BB: 0 P: 15	R: 0 E: 0 K: 1 S: 9 H: 0 LOB: 0 BB: 0 P: 13	R: 0 E: 0 K: 0 S: 11 H: 1 LOB: 0 BB: 0 P: 17	R: 0 E: 0 K: 0 S: 8 H: 0 LOB: 0 BB: 0 P: 15	R: 0 E: 0 K: 0 S: 5 H: 0 LOB: 0 BB: 0 P: 7	R: 0 E: 0 K: 2 S: 13 H: 1 LOB: 2 BB: 1 P: 21	R: 0 E: 0 K: 1 S: 13 H: 2 LOB: 2 BB: 0 P: 19	R: 0 E: 0 K: 1 S: 8 H: 1 LOB: 0 BB: 0 P: 11	1B: 5 2B: 2 3B: 0 HR: 0 SF: 0 SAC: 0 DP: 2 HBP: 0	WP: 1 PB: 0 SB: 0 CS: 0 PA: 32

PITCHER	IP	WLS	BF	H	R	ER	SO	BB	IBB	HBP	BLK	WP	HR	S	P	ERA	WHIP
John Patterson, R (1, 1) ERA: 0.68	7.1	W	27	5	0	0	6	1	0	0	0	1	0	72	113	0.00	0.818
Mike Myers, L (8, 1) ERA: 3.76	0.2		2	0	0	0	0	0	0	0	0	0	0	4	6	0.00	0.000
Matt Mantei, R (9, 1) ERA: 5.0	1.0		3	1	0	0	1	0	0	0	0	0	0	8	11	0.00	1.000

San Diego Padres @ Arizona Diamondbacks  
Bank One Ballpark, Phoenix, AZ  
Thu Jul 25 2002, 6:05 PM EDT  
Att: 35,200 - Dome - 72 F

livebaseballscores.com

AB	31
R	0
H	6
RBI	0
BB	1
SO	7
LOB	14



Batter	1	2	3	4	5	6	7	8	9
Quinton McCracken, S (1, 9) OBP: 0.405, SLG: 0.506	4-2 BB		2-1 HBP FC3-6 1B		0-1 G4-3	1-1 FC3-6 1-2f	0-2 1B 2B		
Craig Counsell, L (1, 6) OBP: 0.357, SLG: 0.352	2-2 F8		3-1 FC3-6 HBP 1-2 1B		4-2 1B HR BB	1-2 G3	4-2 1B BB		
Junior Spivey, R (1, 4) OBP: 0.408, SLG: 0.537	1-2 P6		2-2 FC3-6 HBP 1-2 2-3		0-1 L5		1-2 1B BB		
Luis Gonzalez, L (1, 7) OBP: 0.403, SLG: 0.500	2-3 K		2-1 FC3-6 1-2f 2-3 3-H		0-0 1B HR		1-2 1B K		
Matt Williams, R (1, 5) OBP: 0.220, SLG: 0.436		0-0 L8	1-0 F8		1-1 1B HR		4-0 FC4-2 1B BB	3-1 G4-3	
Chris Donnels, L (8, 5) OBP: 0.286, SLG: 0.452									
Jay Bell, R (1, 3) OBP: 0.250, SLG: 0.100		2-1 L7		3-2 F7	4-1 BB		0-2 FC4-2 BB 1B	2-2 P6	
Mark Grace, L (7, PH) OBP: 0.347, SLG: 0.403									
Steve Finley, L (1, 8) OBP: 0.366, SLG: 0.459		0-2 1B		4-1 BB	0-1 F8		1-2 BB 2B 1B	4-1 1B BB	
Chad Moeller, R (1, 2) OBP: 0.318, SLG: 0.300		3-1 F7		0-3 K		1-3 K	2-3 K	1-1 1B	
John Patterson, R (1, 1) OBP: 0.333, SLG: 0.200			1-3 K	2-2 F9		1-1 FC3-6 1B	4-2 2B BB	2-2 F9	
Mike Myers, L (8, 1)									
David Dellucci, L (8, PH) OBP: 0.364, SLG: 0.543									
Matt Mantei, R (9, 1)									

Inning Stats	R: 0 E: 0 K: 1 S: 12	H: 0 LOB: 1 BB: 1 P: 21	R: 0 E: 0 K: 0 S: 8	H: 1 LOB: 1 BB: 0 P: 13	R: 1 E: 0 K: 1 S: 13	H: 2 LOB: 2 BB: 0 P: 24	R: 0 E: 0 K: 1 S: 10	H: 0 LOB: 1 BB: 1 P: 19	R: 3 E: 0 K: 0 S: 12	H: 2 LOB: 1 BB: 2 P: 21	R: 0 E: 0 K: 1 S: 10	H: 1 LOB: 1 BB: 0 P: 14	R: 6 E: 0 K: 2 S: 29	H: 5 LOB: 2 BB: 3 P: 49	R: 0 E: 0 K: 0 S: 11	H: 1 LOB: 2 BB: 1 P: 23
1B: 10 2B: 1 3B: 0 HR: 1	SF: 0 SAC: 0 DP: 0 HBP: 1	WP: 0 PA: 45														

PITCHER	IP	WLS	BF	H	R	ER	SO	BB	IBB	HBP	BLK	WP	HR	S	P	ERA	WHIP
Oliver Pérez, L (1, 1) ERA: 3.26	5.0	L	25	5	4	4	3	4	0	1	0	0	1	55	98	7.20	1.800
Tom Davey, R (6, 1) ERA: 8.0	1.0		7	3	3	3	1	1	0	0	0	0	0	18	28	27.00	4.000
Jason Kershner, L (7, 1) ERA: 40.5	0.2		6	2	2	2	1	2	0	0	0	0	0	17	28	27.00	6.000
Steve Reed, R (7, 1) ERA: 1.98	1.1		7	2	1	1	1	1	0	0	0	0	0	15	30	6.75	2.250

BOTTOM

San Diego Padres @ Arizona Diamondbacks  
Bank One Ballpark, Phoenix, AZ  
Thu Jul 25 2002, 6:05 PM EDT  
Att: 35,200 - Dome - 72 F

AB	36
R	10
H	12
RBI	10
BB	8
SO	6
LOB	23



1B: 10 2B: 1 3B: 0 HR: 1	SF: 0 SAC: 0 DP: 0 HBP: 1	WP: 0 PA: 45
-----------------------------------	------------------------------------	-----------------

Batter	1	2	3	4	5	6	7	8	9	AB R H RBI BB SO LOB	TOP											
Gene Kingsale, S OBP: 0.315, SLG: 0.420 (1, 8)	0-1 F8		1-0 K 2B		1-3 K			0-0 E6		4 0 1 0 0 1 0												
Julius Matos, R OBP: 0.286, SLG: 0.330 (1, 4) (7, 5)	1-2 1B 1B		2-3 K			1-3 K		0-0 L8		4 0 1 0 0 2 2												
Phil Nevin, R OBP: 0.342, SLG: 0.445 Ramón Vázquez, L OBP: 0.326, SLG: 0.310 (1, 5) (7, 4)	0-0 G5-4-3 1B		0-3 K			3-2 L7		1-3 K		3 0 1 0 0 1 1 1 0 0 0 0 1 1												
Ron Gant, R OBP: 0.348, SLG: 0.503 (1, 7)	3-2 G5-4-3 1-2f			0-0 F8		0-0 P5			3-3 K	3 0 0 0 0 0 2												
Bubba Trammell, R OBP: 0.325, SLG: 0.360 (1, 9)		2-2 L7		2-0 L8			4-2 BB		1-2 F7	3 0 0 0 1 0 0												
Brian Buchanan, R OBP: 0.290, SLG: 0.380 (1, 3)		0-0 G5-3		2-2 FC6-4 HBP			2-3 K		0-1 F2	3 0 0 0 0 1 1												
Deivi Cruz, R OBP: 0.292, SLG: 0.359 (1, 6)		1-1 2B		1-2 FC6-4 1-2f			0-0 L6			3 0 1 0 0 0 2												
Wil Nieves, R OBP: 0.250, SLG: 0.214 (1, 2)		3-3 K		1-0 G5-3			0-0 G6-3			3 0 0 0 0 1 2												
44 Jake Peavy, R OBP: 0.300, SLG: 0.500 Jason Kershner, L (5, 1) Trenidad Hubbard, R OBP: 0.252, SLG: 0.220 Brandon Villafuerte, R (7, 1) Tom Lampkin, L OBP: 0.293, SLG: 0.326 (9, PH)			2-3 K		0-3 K			2-3 K		2 0 0 0 0 2 0 0 0 0 0 0 0 0 1 0 0 0 0 1 0 0 0 0 0 0 0 0 1 0 0 0 0 1 0												
<b>Inning Stats</b>	R: 0 E: 0 K: 0 S: 13	H: 2 LOB: 1 BB: 0 P: 17	R: 0 E: 0 K: 1 S: 13	H: 1 LOB: 1 BB: 0 P: 19	R: 0 E: 0 K: 3 S: 12	H: 1 LOB: 1 BB: 0 P: 17	R: 0 E: 0 K: 0 S: 7	H: 0 LOB: 1 BB: 0 P: 12	R: 0 E: 0 K: 1 S: 7	H: 0 LOB: 0 BB: 0 P: 9	R: 0 E: 0 K: 1 S: 10	H: 0 LOB: 0 BB: 0 P: 14	R: 0 E: 0 K: 1 S: 7	H: 0 LOB: 1 BB: 1 P: 13	R: 0 E: 1 K: 2 S: 8	H: 0 LOB: 1 BB: 0 P: 11	R: 0 E: 0 K: 1 S: 8	H: 0 LOB: 0 BB: 0 P: 12	1B: 2 2B: 2 3B: 0 HR: 0	SF: 0 SAC: 0 DP: 1 HBP: 1	WP: 0 PB: 0 SB: 0 CS: 0	PA: 33
<b>PITCHER</b>	IP WLS BF H R ER SO BB IBB HBP BLK WP HR S P ERA WHIP																				IP WLS BF H R ER SO BB IBB HBP BLK WP HR S P ERA WHIP	
Randy Johnson, L ERA: 2.86 (1, 1)	7.0 W 26 4 0 0 8 1 0 1 0 0 0 69 101 0.00 0.714																					
Greg Swindell, L ERA: 5.7 (8, 1)	1.0 4 0 0 0 2 0 0 0 0 0 0 0 8 11 0.00 0.000																					
Mike Fetters, R ERA: 2.75 (9, 1)	1.0 3 0 0 0 1 0 0 0 0 0 0 0 8 12 0.00 0.000																					

**San Diego Padres @ Arizona Diamondbacks**  
 Bank One Ballpark, Phoenix, AZ  
 Fri Jul 26 2002, 10:05 PM EDT  
 Att: 41,569 - Dome - 72 F

AB	31
R	0
H	4
RBI	0
BB	1
SO	11
LOB	11



Batter	1	2	3	4	5	6	7	8	9
<b>Tony Womack, L</b> OBP: 0.309, SLG: 0.337 (1, 6) (8, 9)									
<b>Craig Counsell, L</b> OBP: 0.355, SLG: 0.349 (1, 4) (8, 6)									
<b>David Dellucci, L</b> OBP: 0.366, SLG: 0.541 (1, 9) (8, 8)									
<b>Luis Gonzalez, L</b> OBP: 0.405, SLG: 0.509 <b>Quinton McCracken, S</b> OBP: 0.406, SLG: 0.505 (1, 7) (7, 7)									
<b>Matt Williams, R</b> OBP: 0.222, SLG: 0.419 <b>Junior Spivey, R</b> OBP: 0.407, SLG: 0.536 (1, 5) (8, 4)									
<b>Steve Finley, L</b> OBP: 0.370, SLG: 0.473 <b>Brian Anderson, R</b> OBP: 0.172, SLG: 0.250 <b>Greg Swindell, L</b> <b>Mike Fetters, R</b> (1, 8) (7, PR) (8, 1) (9, 1)									
<b>Mark Grace, L</b> OBP: 0.347, SLG: 0.399 <b>Jay Bell, R</b> OBP: 0.231, SLG: 0.091 (1, 3) (7, PH) (8, 3)									
<b>Chad Moeller, R</b> OBP: 0.385, SLG: 0.318 (1, 2)									
<b>Randy Johnson, R</b> OBP: 0.105, SLG: 0.109 <b>Chris Donnels, L</b> OBP: 0.296, SLG: 0.452 (1, 1) (7, PH) (8, 5)									

Inning Stats	R: 5 E: 0 K: 1 S: 24	H: 5 LOB: 2 BB: 2 P: 40	R: 1 E: 0 K: 0 S: 9	H: 1 LOB: 0 BB: 0 P: 14	R: 0 E: 0 K: 0 S: 4	H: 0 LOB: 0 BB: 0 P: 6	R: 0 E: 0 K: 1 S: 8	H: 0 LOB: 0 BB: 0 P: 14	R: 3 E: 2 K: 0 S: 13	H: 1 LOB: 1 BB: 2 P: 27	R: 0 E: 0 K: 0 S: 6	H: 1 LOB: 0 BB: 0 P: 11	R: 3 E: 0 K: 1 S: 15	H: 2 LOB: 2 BB: 2 P: 33	R: 0 E: 0 K: 1 S: 7	H: 0 LOB: 0 BB: 0 P: 9
--------------	-------------------------------	----------------------------------	------------------------------	----------------------------------	------------------------------	---------------------------------	------------------------------	----------------------------------	-------------------------------	----------------------------------	------------------------------	----------------------------------	-------------------------------	----------------------------------	------------------------------	---------------------------------

PITCHER	IP	WLS	BF	H	R	ER	SO	BB	IBB	HBP	BLK	WP	HR	S	P	ERA	WHIP
<b>44 Jake Peavy, R</b> ERA: 5.46 (1, 1)	4.1	L	24	7	9	8	2	2	2	0	0	0	2	51	86	16.61	2.077
<b>Jason Kershner, L</b> ERA: 23.14 (5, 1)	1.2		9	3	3	3	0	1	0	1	0	0	0	16	33	16.20	2.400
<b>Brandon Villafuerte, R</b> ERA: (7, 1)	2.0		8	0	0	0	2	2	0	0	0	0	0	19	35	0.00	1.000

**BOTTOM**

**San Diego Padres @ Arizona Diamondbacks**  
Bank One Ballpark, Phoenix, AZ

Fri Jul 26 2002, 10:05 PM EDT  
Att. 41,569 - Dome - 72 F

AB	32
R	12
H	10
RBI	12
BB	6
SO	4
LOB	13

livebaseballscorecards.com

1B: 6	SF: 1	WP: 0	PA: 41
2B: 2	SAC: 1	PB: 0	
3B: 0	DP: 2	SB: 1	
HR: 2	HBP: 1	CS: 0	

Batter	1	2	3	4	5	6	7	8	9	AB R H RBI BB SO LOB	TOP											
Ramón Vázquez, L (1, 6) OBP: 0.329, SLG: 0.323	2-1 G3		1-3 K			0-0 1B 2B		1-2 2B		4 1 2 0 0 1 0												
Mark Kotsay, L (1, 8) OBP: 0.376, SLG: 0.447	0-1 G4-3			2-2 L9-3 1B		2-2 2-H 1B		1-3 K		4 0 2 1 0 1 2												
Ryan Klesko, L (1, 3) OBP: 0.392, SLG: 0.522	0-1 G3			0-2 L9-3 1-2		0-3 K			3-2 G6-3	4 0 0 0 0 1 2												
Phil Nevin, R (1, 5) OBP: 0.341, SLG: 0.441		0-0 F9		1-1 G6-3			0-0 G4-3 1B		2-3 K	4 0 1 0 0 1 0												
Bubba Trammell, R (1, 9) OBP: 0.324, SLG: 0.359		0-1 F7			1-1 G6-3		1-3 K		1-0 BB 2B 1B	4 1 1 0 0 1 1												
Gene Kingsale, S (1, 7) OBP: 0.328, SLG: 0.415		1-1 1B			2-2 P5		1-2 G4-3 1-2f		4-2 2B BB	3 1 1 0 1 0 1												
Tom Lampkin, L (1, 2) OBP: 0.292, SLG: 0.330		2-3 K			2-2 G5-3			2-2 L7	2-2 1-H 2-H 2B	4 0 1 2 0 1 1												
Julius Matos, R (1, 4) OBP: 0.293, SLG: 0.330			1-1 F7			0-2 B3 1B		3-3 K	2-1 HBP	3 0 1 0 0 1 0												
Brian Lawrence, R (1, 1) OBP: 0.196, SLG: 0.152			0-3 K			0-2 B3		3-2 2B 1B	0-1 P3	2 0 0 0 0 1 1												
Trenidad Hubbard, R (8, PH) OBP: 0.260, SLG: 0.228										1 0 1 0 0 0 0												
Jeremy Fikac, R (8, 1)										0 0 0 0 0 0 0												
Deivi Cruz, R (9, PH) OBP: 0.291, SLG: 0.358										1 0 0 0 0 0 2												
<b>Inning Stats</b>	R: 0 E: 0 K: 0 S: 6	H: 0 LOB: 0 BB: 0 P: 8	R: 0 E: 0 K: 1 S: 8	H: 1 LOB: 1 BB: 0 P: 11	R: 0 E: 0 K: 2 S: 8	H: 0 LOB: 0 BB: 0 P: 10	R: 0 E: 0 K: 0 S: 10	H: 1 LOB: 0 BB: 0 P: 13	R: 0 E: 0 K: 0 S: 8	H: 0 LOB: 0 BB: 0 P: 13	R: 1 E: 0 K: 1 S: 16	H: 3 LOB: 1 BB: 0 P: 18	R: 0 E: 0 K: 1 S: 8	H: 1 LOB: 0 BB: 0 P: 10	R: 0 E: 0 K: 2 S: 21	H: 2 LOB: 2 BB: 0 P: 31	R: 2 E: 0 K: 1 S: 17	H: 2 LOB: 2 BB: 1 P: 31	1B: 7 2B: 4 3B: 0 HR: 0	SF: 0 SAC: 0 DP: 3 HBP: 1	WP: 0 PB: 0 SB: 0 CS: 0	PA: 36
<b>PITCHER</b>	IP WLS BF H R ER SO BB IBB HBP BLK WP HR S P ERA WHIP																					
Curt Schilling, R (1, 1) ERA: 2.86	8.0 W 29 8 1 1 7 0 0 0 0 0 0 0 85 114 1.12 1.000																					
Mike Myers, L (9, 1) ERA: 3.71	0.1 H 1 0 0 0 0 0 0 0 0 0 0 0 3 6 0.00 0.000																					
Byung-Hyun Kim, R (9, 1) ERA: 2.34	0.2 6 2 2 2 1 1 0 1 0 0 0 0 14 25 27.00 4.500																					

**San Diego Padres @ Arizona Diamondbacks**  
 Bank One Ballpark, Phoenix, AZ  
 Sat Jul 27 2002, 4:05 PM EDT  
 Att: 45,407 - Dome - 72 F

AB	34
R	3
H	10
RBI	3
BB	1
SO	8
LOB	10





Batter	1	2	3	4	5	6	7	8	9	AB	R	H	RBI	BB	SO	LOB
Tony Womack, L OBP: 0.314, SLG: 0.341 (1, 6)	0-1 G3 ①		1-1 ES 1B		0-1 BB G3 1B	2-2 1B				4	1	3	0	0	0	0
Craig Counsell, L OBP: 0.356, SLG: 0.350 (1, 5)	2-1 1B		1-3 K 1-3		0-0 G3 BB HR 1B	1-1 P5				4	1	2	0	0	1	2
Junior Spivey, R OBP: 0.406, SLG: 0.531 (1, 4)	0-0 P4 ②		1-2 L9 ③		4-2 HR BB			2-2 G5-3 ①		3	1	0	0	1	0	2
Luis Gonzalez, L OBP: 0.401, SLG: 0.504 (1, 7)	0-1 L7 ③			0-0 F8 ①	2-0 G3 ②			1-3 K ②		4	0	0	1	0	1	3
Erubiel Durazo, L OBP: 0.377, SLG: 0.568 (1, 3)		1-0 G4-6-3 1B		4-1 1B BB	0-0 HR 2-H 3-H			1-3 K ③		3	1	2	3	1	1	0
David Dellucci, L OBP: 0.371, SLG: 0.539 (1, 9)		1-1 G4-6-3 1-2f		1-2 1B	0-0 1B			1-1 G3 ①		4	0	2	0	0	0	1
Quinton McCracken, S OBP: 0.408, SLG: 0.500 (1, 8)		4-2 BB		0-3 K ②	1-2 L8 ③			4-2 BB		2	0	0	0	2	1	3
Chad Moeller, R OBP: 0.333, SLG: 0.269 (1, 2)		1-1 G6-3 ③		0-2 L7 ③		2-2 G6-3 ①		0-0 L7 ②		4	0	0	0	0	0	4
Curt Schilling, R OBP: 0.241, SLG: 0.228 (1, 1)			1-2 G3-1 ①		1-3 K ①	1-3 K ②		3-2 G4-3 ③		3	0	0	0	0	2	0
Chris Donnels, L OBP: 0.292, SLG: 0.444 (8, PH)										1	0	0	0	0	0	1
Mike Myers, L (9, 1)										0	0	0	0	0	0	0
Byung-Hyun Kim, R OBP: 1.000, SLG: 1.000 (9, 1)										0	0	0	0	0	0	0

Inning Stats		R: 0	H: 1	R: 0	H: 1	R: 0	H: 1	R: 4	H: 4	R: 0	H: 1	R: 0	H: 0	R: 0	H: 0	R: 0	H: 0
		E: 0	LOB: 1	E: 0	LOB: 1	E: 0	LOB: 2	E: 0	LOB: 1	E: 0	LOB: 1	E: 0	LOB: 0	E: 0	LOB: 0	E: 0	LOB: 1
		K: 0	BB: 0	K: 0	BB: 1	K: 1	BB: 1	K: 1	BB: 1	K: 2	BB: 0	K: 0	BB: 0	K: 0	BB: 1	K: 0	BB: 1
		S: 7	P: 9	S: 7	P: 14	S: 11	P: 16	S: 14	P: 22	S: 12	P: 18	S: 10	P: 14	S: 8	P: 16	S: 8	P: 16

PITCHER		IP	WLS	BF	H	R	ER	SO	BB	IBB	HBP	BLK	WP	HR	S	P	ERA	WHIP
Brian Lawrence, R ERA: 3.39 (1, 1)		7.0	L	32	9	4	4	6	3	0	0	0	0	1	75	111	5.14	1.714
Jeremy Fikac, R ERA: 4.8 (8, 1)		1.0		4	0	0	0	0	1	0	0	0	0	8	16	0.00	1.000	

BOTTOM

San Diego Padres @ Arizona Diamondbacks  
Bank One Ballpark, Phoenix, AZ  
Sat Jul 27 2002, 4:05 PM EDT  
Att: 45,407 - Dome - 72 F

livebaseballscorecards.com

AB	32
R	4
H	9
RBI	4
BB	4
SO	6
LOB	16



WP: 0	PA: 36
PB: 0	
SB: 1	
CS: 0	

Batter	1	2	3	4	5	6	7	8	9	10	AB	R	H	RBI	BB	SO	LOB	TOP						
Ramón Vázquez, L OBP: 0.327, SLG: 0.320 (1, 4)	G4-3 ①		K ③			BB BB 1B ①	K ③		G3-1 1-2 ③		5	0	1	0	0	2	2							
Mark Kotsay, L OBP: 0.371, SLG: 0.442 (1, 8)	F8 ②			G6-3 ①		F8 ①		G4-3 ①		L7 ①	5	0	0	0	0	0	1							
Phil Nevin, R OBP: 0.342, SLG: 0.440 (1, 5)	F8 ③			FC3-6 1B ②		K ②		K ②		FC6 1B ②	5	0	2	0	0	2	1							
Ryan Klesko, L OBP: 0.389, SLG: 0.516 (1, 3)			P5 ①	FC3-6 FC4-6 1-2f ②		BB BB 1-2 BB ②		K ③		FC6 1-2f ②	4	0	0	0	1	1	2							
Ron Gant, R OBP: 0.351, SLG: 0.497 (1, 7)		F7 ②		FC4-6 1-2f ③		BB BB 1-2 2-3 BB ③		1B HBP ③			2	1	0	0	1	0	1							
Bubba Trammell, R OBP: 0.323, SLG: 0.357 (1, 9)			K ③								4	0	1	0	0	3	3							
Trenidad Hubbard, R OBP: 0.260, SLG: 0.228 (9, PR)											0	1	0	0	0	0	0							
Deivi Cruz, R OBP: 0.296, SLG: 0.371 (1, 6)											4	1	3	2	0	0	0							
Tom Lampkin, L OBP: 0.288, SLG: 0.324 (1, 2)											3	0	0	0	0	1	1							
Gene Kingsale, S OBP: 0.322, SLG: 0.407 (9, PH)											1	0	0	0	0	1	2							
Wil Nieves, R OBP: 0.250, SLG: 0.214 (9, 2)											0	0	0	0	0	0	0							
Brett Tomko, R OBP: 0.227, SLG: 0.273 (1, 1)											2	0	0	0	0	2	1							
Jason Kershner, L (5, 1)											0	0	0	0	0	0	0							
Brian Buchanan, R OBP: 0.299, SLG: 0.404 (7, PH)											1	1	1	1	0	0	0							
Mike Holtz, L (7, 1)											0	0	0	0	0	0	0							
Julius Matos, R OBP: 0.291, SLG: 0.327 (9, PH)											1	0	0	1	0	0	1							
Trevor Hoffman, R (9, 1)											0	0	0	0	0	0	0							
<b>Inning Stats</b>	R: 0 E: 0 K: 0 S: 7	H: 0 LOB: 0 BB: 0 P: 9	R: 0 E: 0 K: 1 S: 9	H: 0 LOB: 0 BB: 0 P: 13	R: 0 E: 0 K: 3 S: 10	H: 1 LOB: 1 BB: 0 P: 13	R: 0 E: 0 K: 0 S: 9	H: 1 LOB: 1 BB: 0 P: 14	R: 1 E: 0 K: 2 S: 10	H: 1 LOB: 0 BB: 0 P: 13	R: 0 E: 0 K: 2 S: 17	H: 1 LOB: 3 BB: 2 P: 30	R: 1 E: 0 K: 1 S: 10	H: 1 LOB: 0 BB: 0 P: 16	R: 0 E: 0 K: 2 S: 7	H: 0 LOB: 0 BB: 0 P: 10	R: 2 E: 0 K: 1 S: 14	H: 2 LOB: 2 BB: 0 P: 25	R: 0 E: 0 K: 0 S: 8	H: 1 LOB: 1 BB: 0 P: 15	1B: 6 2B: 0 3B: 0 HR: 2	SF: 0 SAC: 0 DP: 0 HBP: 1	WP: 0 PB: 0 SB: 1 CS: 0	PA: 40
<b>PITCHER</b>	IP	WLS	BF	H	R	ER	SO	BB	IBB	HBP	BLK	WP	HR	S	P	ERA	WHIP							
Brian Anderson, L ERA: 4.86 (1, 1)	8.0		31	5	2	2	11	2	0	0	0	0	2	79	118	2.25	0.875							
Mike Fetters, R ERA: 3.25 (9, 1)	0.0		3	2	2	2	0	0	0	1	0	0	0	7	13	∞	∞							
Mike Myers, L ERA: 3.58 (9, 1)	1.0	B	3	0	0	0	1	0	0	0	0	0	0	7	12	0.00	0.000							
Mike Kopllove, R ERA: 2.25 (10, 1)	1.0	W	3	1	0	0	0	0	0	0	0	0	0	8	15	0.00	1.000							

San Diego Padres @ Arizona Diamondbacks  
Bank One Ballpark, Phoenix, AZ

Sun Jul 28 2002, 4:35 PM EDT  
Att. 40,003 - Dome - 72 F

AB	37
R	4
H	8
RBI	4
BB	2
SO	12
LOB	15



livebaseballscores.com

Batter	1	2	3	4	5	6	7	8	9	10	AB	R	H	RBI	BB	SO	LOB
Tony Womack, L OBP: 0.312, SLG: 0.346 (1, 6)	2-2 G6-3	1-3 K		1-0 CS 1B		0-3 K			0-3 K		5	0	1	0	0	3	2
Craig Counsell, L OBP: 0.352, SLG: 0.346 (1, 5)	3-2 G4-3	2-2 G4-3		0-1 L8			2-3 K		0-0 L9		5	0	0	0	0	1	3
Junior Spivey, R OBP: 0.406, SLG: 0.527 (1, 4)	4-2 1B BB		0-1 F9	3-2 CS	0-0 F8		2-2 F7			3-2 WP 1B	4	2	1	0	1	0	0
Luis Gonzalez, L OBP: 0.408, SLG: 0.520 (1, 7)	0-0 1B 1B		3-2 2B		1-1 IHR		4-0 BB			1-2 1B	4	2	4	2	1	0	0
Erubiel Durazo, L OBP: 0.390, SLG: 0.582 (1, 3)	1-1 1B		1-1 2B		4-2 BB		1-2 G4-3				3	1	2	2	1	0	1
David Dellucci, L OBP: 0.358, SLG: 0.519 (1, 9)	0-2 G4-3		2-3 K		0-0 L7			1-0 G3			4	0	0	0	0	1	4
Quinton McCracken, S OBP: 0.410, SLG: 0.505 (1, 8)		1-2 FC1-5 1B	1-1 2B		0-1 G3			2-0 F8			4	0	2	1	0	0	1
Chad Moeller, R OBP: 0.353, SLG: 0.276 (1, 2)		0-0 FC1-5 1B	1-3 K			4-1 CS BB		2-0 G5-3			3	0	1	0	1	1	1
Brian Anderson, R OBP: 0.156, SLG: 0.226 Mike Fetters, R Mike Myers, L Mark Grace, L Mike Koplove, R	0-0 FC1-5		2-3 K			1-2 L8			3-1 F8		3	0	0	0	0	1	3

Inning Stats	R: 1	H: 2	E: 0	LOB: 2	K: 0	S: 17	P: 27	R: 0	H: 2	E: 0	LOB: 2	K: 1	BB: 0	S: 11	P: 15	R: 2	H: 3	E: 0	LOB: 1	K: 2	BB: 0	S: 16	P: 24	R: 0	H: 1	E: 0	LOB: 0	K: 1	BB: 0	S: 9	P: 15	R: 1	H: 1	E: 0	LOB: 1	K: 0	BB: 1	S: 8	P: 13	R: 0	H: 0	E: 0	LOB: 0	K: 1	BB: 1	S: 8	P: 13	R: 0	H: 0	E: 0	LOB: 1	K: 1	BB: 1	S: 11	P: 20	R: 0	H: 0	E: 0	LOB: 0	K: 0	BB: 0	S: 3	P: 8	R: 0	H: 0	E: 0	LOB: 0	K: 1	BB: 0	S: 6	P: 9	R: 1	H: 2	E: 0	LOB: 1	K: 0	BB: 0	S: 7	P: 11	1B: 7	SF: 0	2B: 3	SAC: 0	3B: 0	DP: 0	HR: 1	HBP: 0	WP: 1	PA: 41
--------------	------	------	------	--------	------	-------	-------	------	------	------	--------	------	-------	-------	-------	------	------	------	--------	------	-------	-------	-------	------	------	------	--------	------	-------	------	-------	------	------	------	--------	------	-------	------	-------	------	------	------	--------	------	-------	------	-------	------	------	------	--------	------	-------	-------	-------	------	------	------	--------	------	-------	------	------	------	------	------	--------	------	-------	------	------	------	------	------	--------	------	-------	------	-------	-------	-------	-------	--------	-------	-------	-------	--------	-------	--------

PITCHER	IP	WLS	BF	H	R	ER	SO	BB	IBB	HBP	BLK	WP	HR	S	P	ERA	WHIP	
Brett Tomko, R ERA: 3.9	(1, 1)	4.1		23	9	4	4	4	2	0	0	0	0	58	91	8.31	2.538	
Jason Kershner, L ERA: 13.5	(5, 1)	1.2		5	0	0	0	1	1	0	0	0	0	11	16	0.00	0.600	
Mike Holtz, L ERA: 4.63	(7, 1)	2.0		7	0	0	0	1	1	0	0	0	0	14	28	0.00	0.500	
Trevor Hoffman, R ERA: 2.29	(9, 1)	1.0	L	5	2	1	1	1	0	0	0	0	1	0	13	20	9.00	2.000


**BOTTOM**

**San Diego Padres @ Arizona Diamondbacks**  
Bank One Ballpark, Phoenix, AZ

Sun Jul 28 2002, 4:35 PM EDT  
Att: 40,003 - Dome - 72 F

livebaseballscorecards.com

AB	36
R	5
H	11
RBI	5
BB	4
SO	7
LOB	15



Batter	1	2	3	4	5	6	7	8	9	AB R H RBI BB SO LOB	TOP																
Ramón Vázquez, L (1, 4) OBP: 0.324, SLG: 0.317	3-2 1B	0-1 FC5-2-5			0-3 K		0-3 K		1-0 G4-1	5 0 1 0 0 2 3																	
Mark Kotsay, L (1, 8) OBP: 0.369, SLG: 0.438	1-3 K	1-0 F8			3-3 K		1-2 E 1B		2-3 K	5 0 1 0 0 3 3																	
Ryan Klesko, L (1, 3) OBP: 0.384, SLG: 0.509	2-3 K				2-3 K		1-2 G4-3	1-2 E4	2-3 K	5 0 0 0 0 3 2																	
Phil Nevin, R (1, 5) OBP: 0.336, SLG: 0.432	1-1 G5-3				0-0 F7		0-3 K	1-3 K		4 0 0 0 0 2 3																	
Deivi Cruz, R (1, 6) OBP: 0.301, SLG: 0.382		2-2 1B 2B 1B			1-0 F9		0-2 HR 2B	2-1 1B 2B		4 3 3 0 0 0 0																	
Bubba Trammell, R (1, 9) OBP: 0.325, SLG: 0.370		1-1 2B SH 1B			0-2 G5-3		2-2 HR	0-0 G6-3		4 2 2 2 0 0 1																	
Gene Kingsale, S (1, 7) OBP: 0.317, SLG: 0.414		2-1 SH FC5-2-5 2B			3-3 K		3-2 G3	2-3 K		4 0 1 1 0 2 1																	
Tom Lampkin, L (1, 2) OBP: 0.292, SLG: 0.344		0-3 K			2-3 K			0-2 HR 2B 1B		4 1 2 2 0 2 2																	
Bobby Jones, R (1, 1) OBP: 0.143, SLG: 0.143		3-2 SH FC5-2-5			0-3 K		0-1 CS 1B	2-3 K		1 0 0 1 0 1 0																	
Brian Buchanan, R (7, PH) OBP: 0.299, SLG: 0.408										1 0 1 0 0 0 0																	
Mike Holtz, L (7, 1)										1 0 0 0 0 1 1																	
Trevor Hoffman, R (9, 1)		2-3 3-H								0 0 0 0 0 0 0																	
<b>Inning Stats</b>	R: 0 E: 0 K: 2 S: 15	H: 1 LOB: 1 BB: 0 P: 22	R: 2 E: 0 K: 1 S: 17	H: 3 LOB: 2 BB: 0 P: 26	R: 0 E: 0 K: 1 S: 5	H: 0 LOB: 0 BB: 0 P: 8	R: 0 E: 0 K: 2 S: 11	H: 0 LOB: 0 BB: 0 P: 16	R: 0 E: 0 K: 3 S: 10	H: 0 LOB: 0 BB: 0 P: 13	R: 2 E: 0 K: 1 S: 17	H: 2 LOB: 0 BB: 0 P: 23	R: 1 E: 1 K: 2 S: 15	H: 3 LOB: 2 BB: 0 P: 22	R: 1 E: 0 K: 2 S: 15	H: 2 LOB: 1 BB: 0 P: 21	R: 0 E: 0 K: 2 S: 11	H: 0 LOB: 0 BB: 0 P: 16	1B: 6 2B: 3 3B: 0 HR: 2	SF: 0 SAC: 1 DP: 0 HBP: 0	WP: 0 PB: 0 SB: 1 CS: 1	PA: 39					
<b>PITCHER</b>	IP WLS BF H R ER SO BB IBB HBP BLK WP HR S P ERA WHIP																										
22 Mark Prior, R (1, 1) ERA: 3.65	6.0		27	8	5	5	10	0	0	0	0	0	2	79	115	7.50	1.333										
Jeff Fassero, L (7, 1) ERA: 6.05	0.2		3	1	0	0	1	0	0	0	0	0	0	8	11	0.00	1.500										
Tom Gordon, R (7, 1) ERA: 5.25	1.1	L	6	2	1	1	3	0	0	0	0	0	0	18	25	6.75	1.500										
Juan Cruz, R (9, 1) ERA: 4.4	1.0		3	0	0	0	2	0	0	0	0	0	0	11	16	0.00	0.000										

San Diego Padres @ Chicago Cubs  
Wrigley Field, Chicago, IL  
Tue Jul 30 2002, 7:05 PM CDT  
Att. 39,819 - Sunny - 89 F

livebaseballscorecards.com

AB	38
R	6
H	11
RBI	6
BB	0
SO	16
LOB	16



Batter	1	2	3	4	5	6	7	8	9	AB	R	H	RBI	BB	SO	LOB
Mark Bellhorn, S OBP: 0.388, SLG: 0.573 (1, 4)	0-3 K	0-0 HR			1-0 F8		2-3 K		0-2 F9	5	1	1	1	0	2	1
Bill Mueller, S OBP: 0.333, SLG: 0.373 (1, 5)	1-0 HR	1-3 K			0-2 HR		2-2 G5-3		1-2 P4	5	2	2	1	0	1	1
Sammy Sosa, R OBP: 0.411, SLG: 0.604 (1, 9)	1-1 HR				0-0 1B		4-1 BB			3	1	2	2	1	0	0
Fred McGriff, L OBP: 0.355, SLG: 0.503 (1, 3)	1-2 G6-3				0-0 L4		2-2 G4-3			4	0	0	0	0	0	2
Moises Alou, R OBP: 0.309, SLG: 0.382 (1, 7)	3-1 2B				2-1 1B				3-2 G3-1	4	1	2	0	0	0	0
Corey Patterson, L OBP: 0.299, SLG: 0.397 (1, 8)	1-1 2B				0-0 G4-3				1-3 K	4	0	2	1	0	1	2
Juan Cruz, R OBP: 0.143, SLG: 0.143 (9, 1)					2-0 F8					0	0	0	0	0	0	0
Todd Hundley, S OBP: 0.270, SLG: 0.385 (1, 2)	1-3 K				0-1 G4-3				0-3 K	4	0	0	0	0	2	2
Alex Gonzalez, R OBP: 0.291, SLG: 0.407 (1, 6)					2-2 L8				0-0 F9	4	0	1	0	0	0	1
22 Mark Prior, R OBP: 0.217, SLG: 0.364 (1, 1)					0-3 K				0-0 B3	3	0	0	0	0	1	1
Jeff Fassero, L (7, 1)										0	0	0	0	0	0	0
Tom Gordon, R (7, 1)										0	0	0	0	0	0	0
Darren Lewis, R OBP: 0.326, SLG: 0.304 (9, 8)										1	0	0	0	0	0	1

Inning Stats	R: 3	H: 4	E: 0	LOB: 1	K: 2	P: 24	R: 1	H: 1	E: 0	LOB: 0	K: 1	P: 11	R: 0	H: 0	E: 0	LOB: 0	K: 0	P: 12	R: 0	H: 1	E: 0	LOB: 1	K: 1	P: 11	R: 1	H: 3	E: 0	LOB: 2	K: 0	P: 15	R: 0	H: 0	E: 0	LOB: 0	K: 0	P: 9	R: 0	H: 0	E: 0	LOB: 1	K: 1	P: 20	R: 0	H: 0	E: 0	LOB: 0	K: 2	P: 14	R: 0	H: 1	E: 0	LOB: 1	K: 0	P: 10	1B: 6	SF: 0	2B: 1	SAC: 0	3B: 0	DP: 0	HR: 3	HBP: 0	WP: 0	PA: 38
--------------	------	------	------	--------	------	-------	------	------	------	--------	------	-------	------	------	------	--------	------	-------	------	------	------	--------	------	-------	------	------	------	--------	------	-------	------	------	------	--------	------	------	------	------	------	--------	------	-------	------	------	------	--------	------	-------	------	------	------	--------	------	-------	-------	-------	-------	--------	-------	-------	-------	--------	-------	--------

PITCHER	IP	WLS	BF	H	R	ER	SO	BB	IBB	HBP	BLK	WP	HR	S	P	ERA	WHIP
Bobby Jones, R ERA: 4.5 (1, 1)	6.0		27	9	5	5	4	0	0	0	0	0	3	55	82	7.50	1.500
Mike Holtz, L ERA: 4.26 (7, 1)	2.0	W	7	0	0	0	3	1	0	0	0	0	0	20	34	0.00	0.500
Trevor Hoffman, R ERA: 2.23 (9, 1)	1.0	S	4	1	0	0	0	0	0	0	0	0	0	9	10	0.00	1.000

**BOTTOM**

**San Diego Padres @ Chicago Cubs**  
 Wrigley Field, Chicago, IL  
 Tue Jul 30 2002, 7:05 PM CDT  
 Att: 39,819 - Sunny - 89 F

livebaseballscores.com

<b>AB</b>	<b>37</b>
<b>R</b>	<b>5</b>
<b>H</b>	<b>10</b>
<b>RBI</b>	<b>5</b>
<b>BB</b>	<b>1</b>
<b>SO</b>	<b>7</b>
<b>LOB</b>	<b>11</b>



Batter	1	2	3	4	5	6	7	8	9	10	11	AB	R	H	RBI	BB	SO	LOB	TOP								
Ramón Vázquez, L OBP: 0.324, SLG: 0.315	G5-3		HR	1B		K		K			K	5	1	1	1	1	3	0									
Mark Kotsay, L OBP: 0.367, SLG: 0.442	K		L7	K		G4-3				G3	HR	6	1	1	1	0	2	2									
Ryan Klesko, L OBP: 0.386, SLG: 0.516	1B		HR	K		F7				1B	BB	5	1	2	2	1	2	1									
Phil Nevin, R OBP: 0.340, SLG: 0.461	K		HR			L9		K				6	2	3	2	0	2	1									
Trevor Hoffman, R										1B	HR	0	0	0	0	0	0	0									
Ron Gant, R OBP: 0.357, SLG: 0.516		HR	K			1B		1B		P2		5	2	3	1	0	1	2									
Trenidad Hubbard, R OBP: 0.257, SLG: 0.225						1B				P3		1	0	0	0	0	0	0									
Bubba Trammell, R OBP: 0.324, SLG: 0.368												4	0	1	0	0	2	2									
Jason Kershner, L												0	0	0	0	0	0	0									
Jeremy Fikac, R												0	0	0	0	0	0	0									
Tom Lampkin, L OBP: 0.290, SLG: 0.342												1	0	0	0	0	0	2									
Brandon Villalverde, R												0	0	0	0	0	0	0									
Julius Matos, R OBP: 0.291, SLG: 0.327												0	0	0	0	0	0	0									
Deivi Cruz, R OBP: 0.300, SLG: 0.379												5	0	1	0	0	0	2									
Wil Nieves, R OBP: 0.333, SLG: 0.278												4	1	2	0	1	0	0									
Oliver Pérez, L OBP: 0.053, SLG: 0.053												2	0	0	0	0	0	3									
Tom Davey, R												0	0	0	0	0	0	0									
Gene Kingsale, S OBP: 0.308, SLG: 0.400												2	0	0	0	0	0	0									
<b>Inning Stats</b>	R: 0 E: 0 K: 2 S: 15	H: 1 LOB: 1 BB: 0 P: 20	R: 1 E: 0 K: 1 S: 14	H: 2 LOB: 1 BB: 0 P: 20	R: 3 E: 0 K: 1 S: 15	H: 3 LOB: 1 BB: 1 P: 27	R: 1 E: 0 K: 2 S: 13	H: 2 LOB: 1 BB: 0 P: 20	R: 1 E: 1 K: 1 S: 10	H: 2 LOB: 2 BB: 1 P: 16	R: 0 E: 0 K: 1 S: 6	H: 0 LOB: 0 BB: 0 P: 9	R: 0 E: 0 K: 1 S: 9	H: 1 LOB: 1 BB: 0 P: 12	R: 0 E: 0 K: 1 S: 8	H: 0 LOB: 0 BB: 0 P: 12	R: 0 E: 0 K: 0 S: 5	H: 1 LOB: 2 BB: 1 P: 10	R: 0 E: 0 K: 0 S: 11	H: 0 LOB: 0 BB: 0 P: 12	R: 2 E: 0 K: 2 S: 13	H: 2 LOB: 0 BB: 0 P: 13	1B: 9 2B: 0 3B: 0 HR: 5	SF: 0 SAC: 1 DP: 0 HBP: 0	WP: 0 PB: 0 SB: 0 CS: 0	PA: 50	
<b>PITCHER</b>	IP	WLS	BF	H	R	ER	SO	BB	IBB	HBP	BLK	WP	HR	S	P	ERA	WHIP										
38 Carlos Zambrano, R ERA: 3.56	(1, 1)	3.1	19	8	5	5	4	1	0	0	0	0	3	50	77	13.50	2.700										
Joe Borowski, R ERA: 2.75	(4, 1)	2.2	11	2	1	0	4	0	1	0	0	0	0	23	35	0.00	0.750										
Juan Cruz, R ERA: 4.28	(7, 1)	2.0	7	1	0	0	2	0	0	0	0	0	0	17	24	0.00	0.500										
Antonio Alfonseca, R ERA: 3.35	(9, 1)	2.0	8	1	0	0	0	1	0	0	0	0	0	16	22	0.00	1.000										
Kyle Farnsworth, R ERA: 4.67	(11, 1)	1.0	L	5	2	2	2	0	0	0	0	0	2	13	13	18.00	2.000										

San Diego Padres @ Chicago Cubs  
Wrigley Field, Chicago, IL  
Wed Jul 31 2002, 1:20 PM CDT  
Att: 34,483 - Sunny - 93 F

AB	46
R	8
H	14
RBI	7
BB	3
SO	12
LOB	15



WP: 0	PA: 50
PB: 0	
SB: 0	
CS: 0	

1B: 9	SF: 0
2B: 0	SAC: 1
3B: 0	DP: 0
HR: 5	HBP: 0

livebaseballscorecards.com

BOTTOM

San Diego Padres @ Chicago Cubs

Wrigley Field, Chicago, IL

Wed Jul 31 2002, 1:20 PM CDT

Att. 34,483 - Sunny - 93 F

livebaseballscorecards.com

AB 40  
R 6  
H 8  
RBI 6  
BB 7  
SO 20  
LOB 21



WP: 2 PA: 49  
PB: 0  
SB: 0  
CS: 0

AB R H RBI BB SO LOB

4 0 0 0 2 2 3  
0 0 0 0 0 0 0

3 1 0 0 3 2 1

6 1 2 0 0 1 4

5 1 1 1 0 3 1

5 1 2 3 0 0 2

5 1 2 0 0 3 0


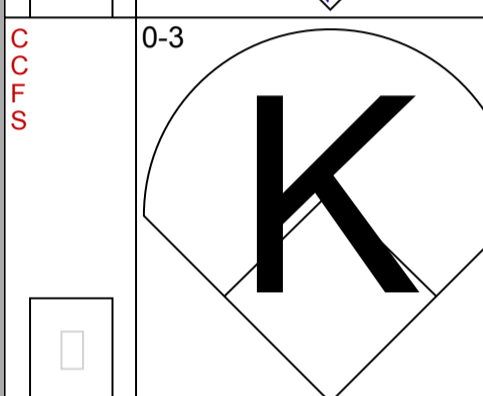
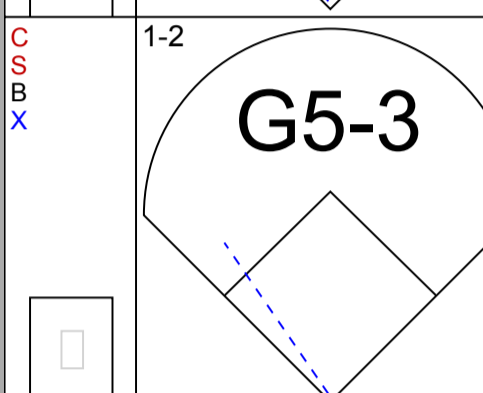
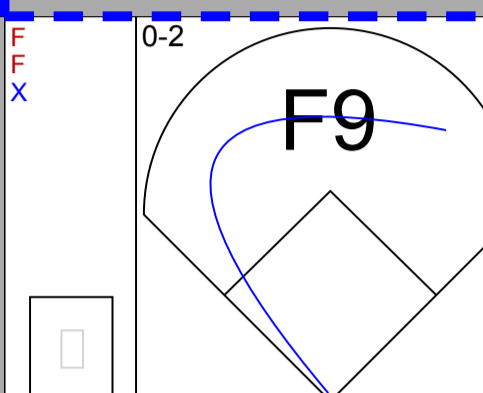

4 1 1 1 1 3 2

4 0 0 0 0 2 3  
0 0 0 0 1 0 0

1 0 0 0 0 1 2  
1 0 0 0 0 1 0  
1 0 0 0 0 1 0  
0 0 0 0 0 0 0  
0 0 0 1 0 0 0  
0 0 0 0 0 0 0  
1 0 0 0 0 1 3

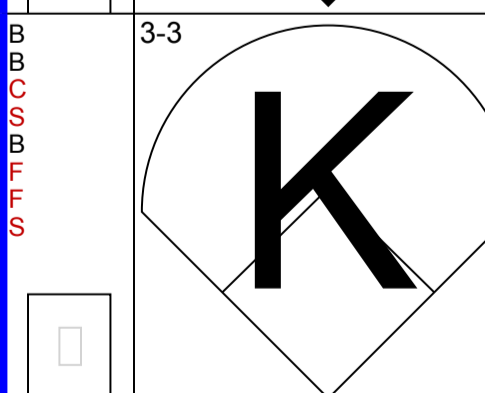
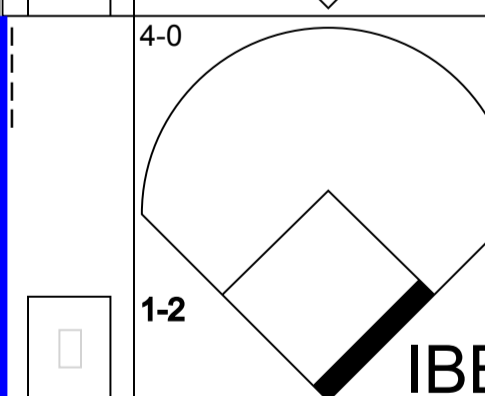
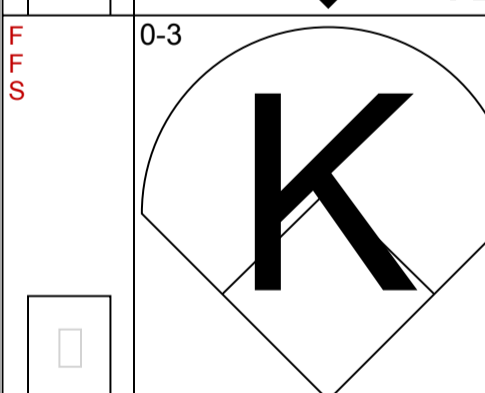
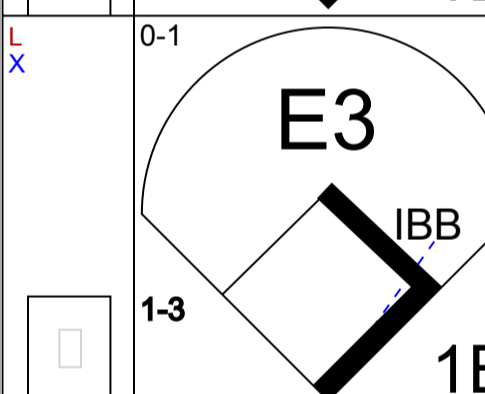
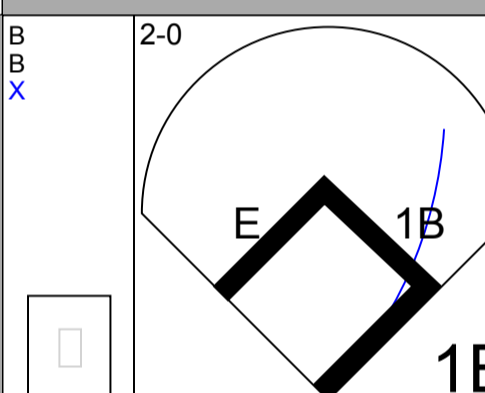

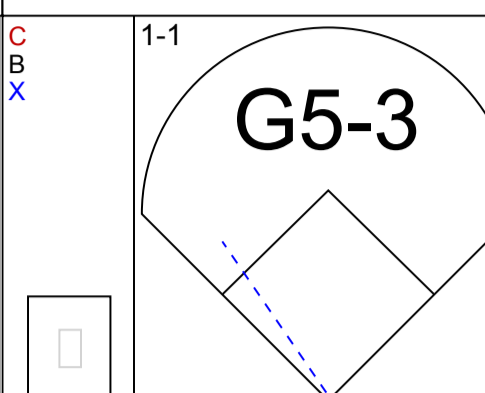
1B: 6 SF: 1  
2B: 1 SAC: 0  
3B: 0 DP: 1  
HR: 1 HBP: 1

11




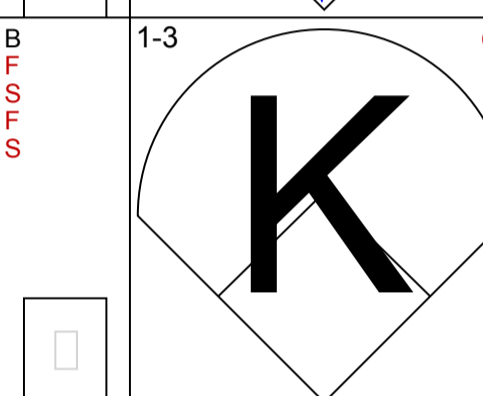
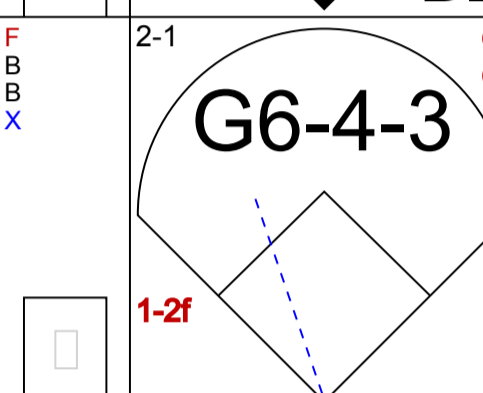
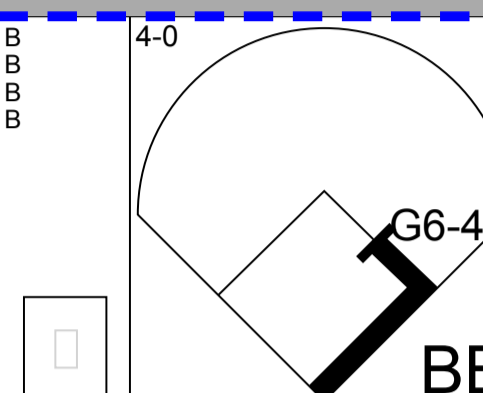

R: 0 H: 2  
E: 1 LOB: 3  
K: 2 BB: 1  
S: 13 P: 23

10



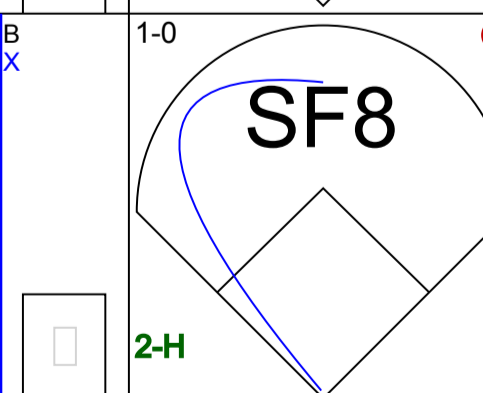
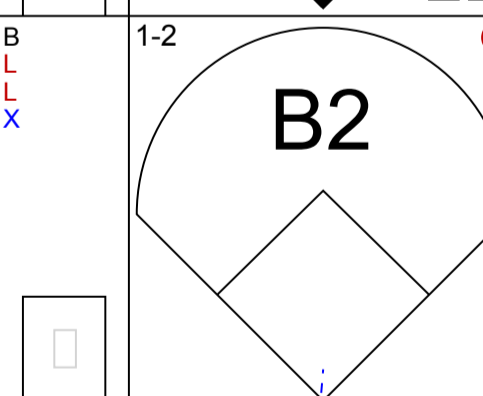
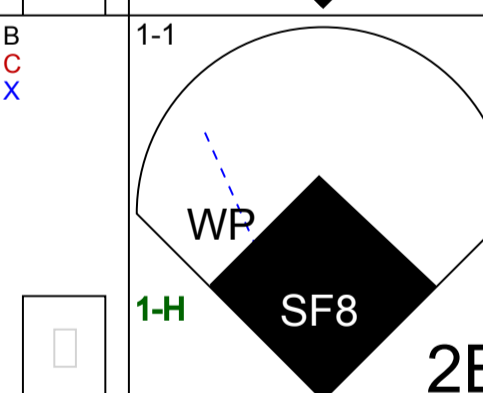
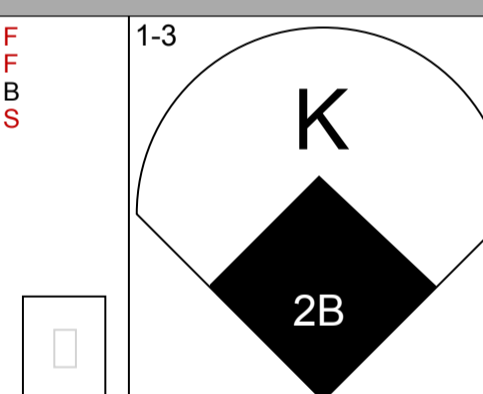

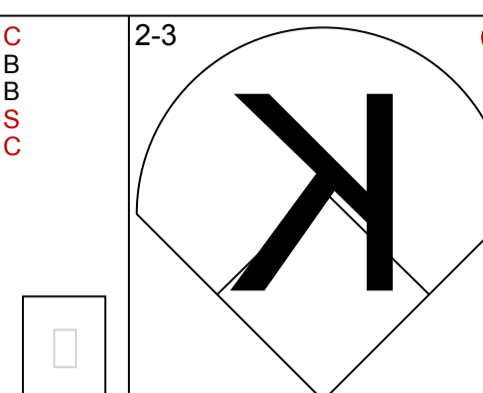
R: 0 H: 0  
E: 0 LOB: 0  
K: 1 BB: 1  
S: 10 P: 11

9




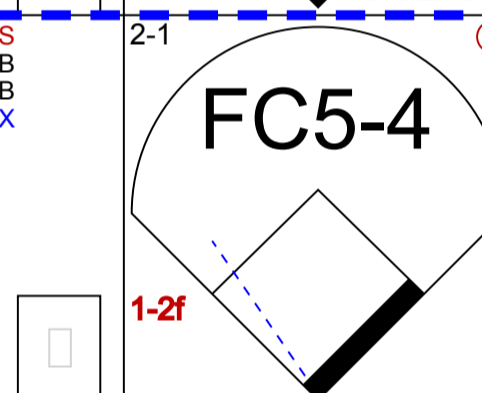
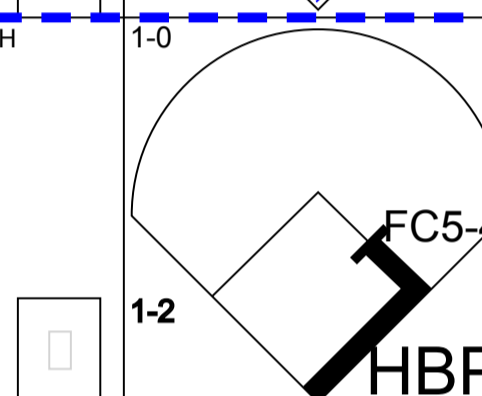
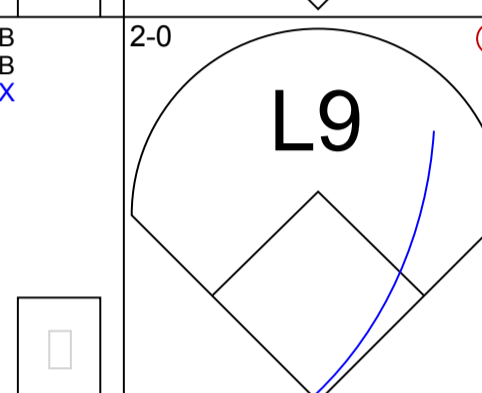
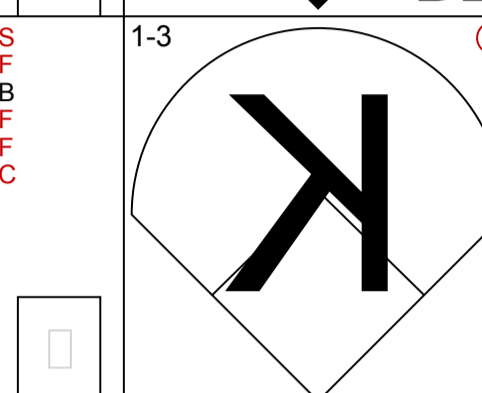
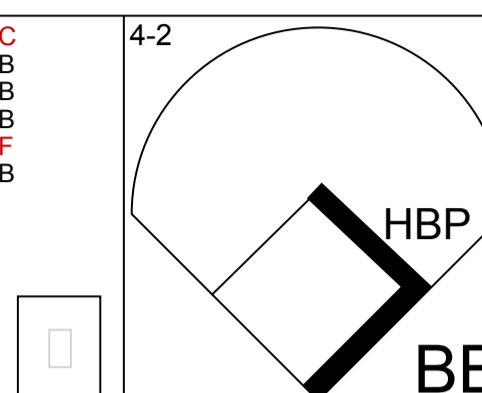
R: 0 H: 0  
E: 0 LOB: 0  
K: 1 BB: 1  
S: 6 P: 13

8



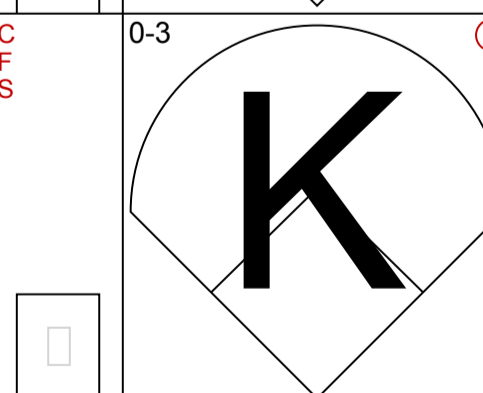
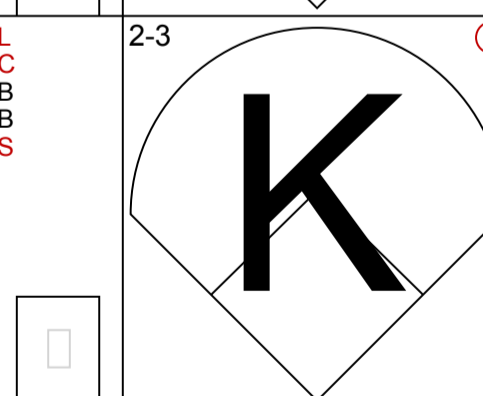
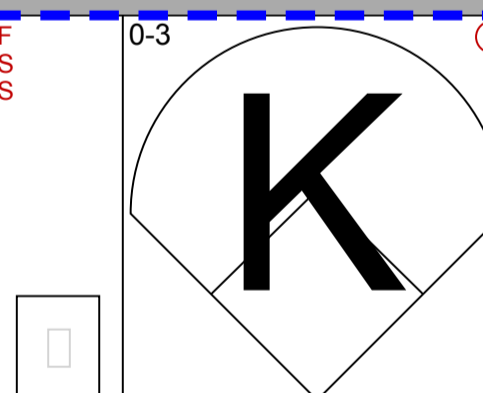

R: 2 H: 1  
E: 0 LOB: 0  
K: 2 BB: 0  
S: 12 P: 18

7




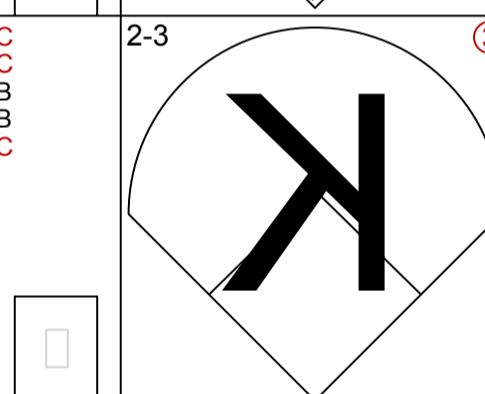
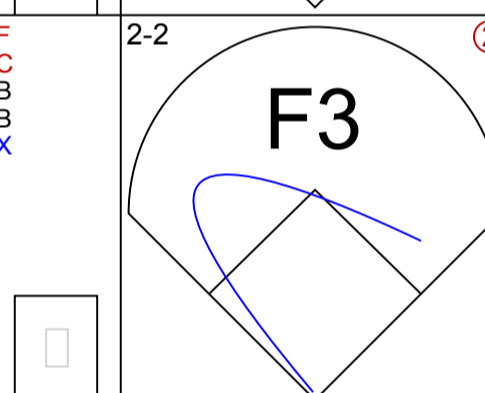
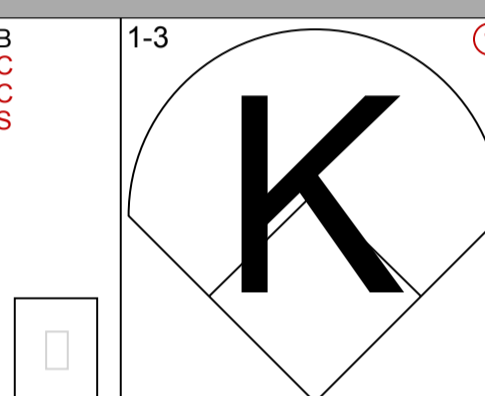

R: 0 H: 0  
E: 0 LOB: 2  
K: 1 BB: 1  
S: 10 P: 20

6



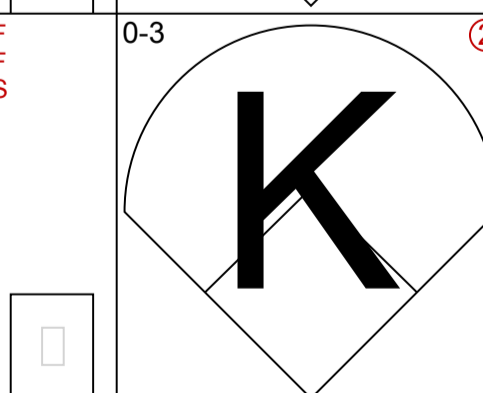
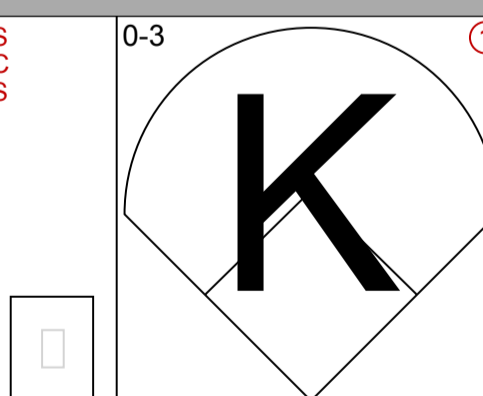

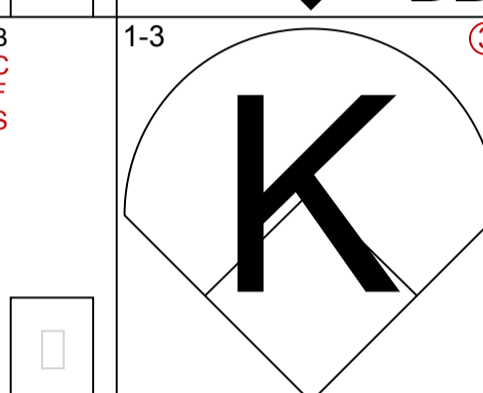
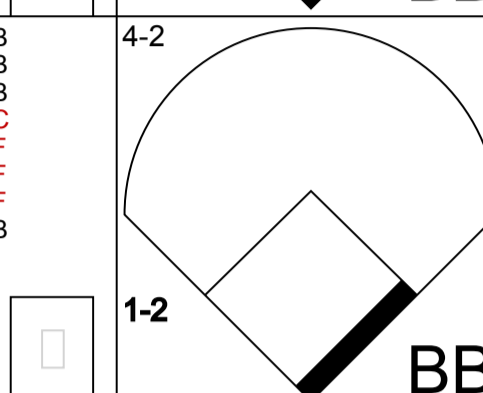
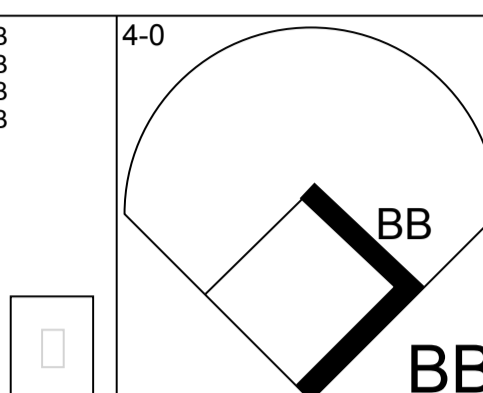
R: 0 H: 0  
E: 0 LOB: 0  
K: 3 BB: 0  
S: 9 P: 11

5




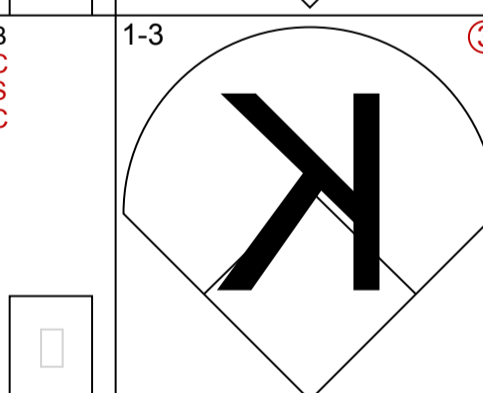
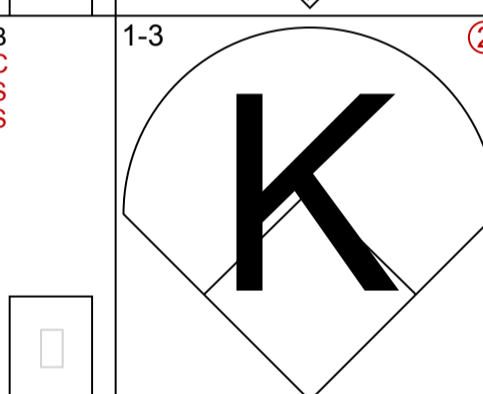
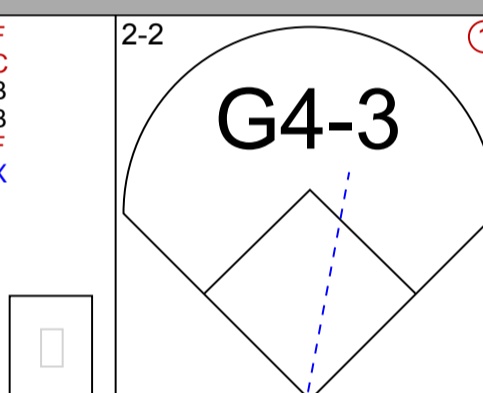

R: 0 H: 0  
E: 0 LOB: 0  
K: 2 BB: 0  
S: 9 P: 14

4




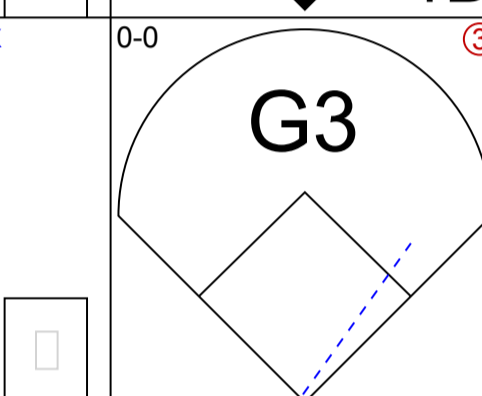
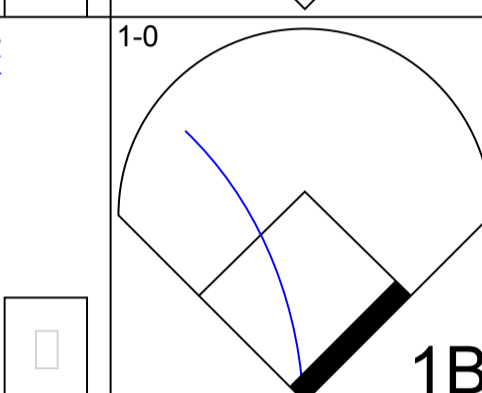
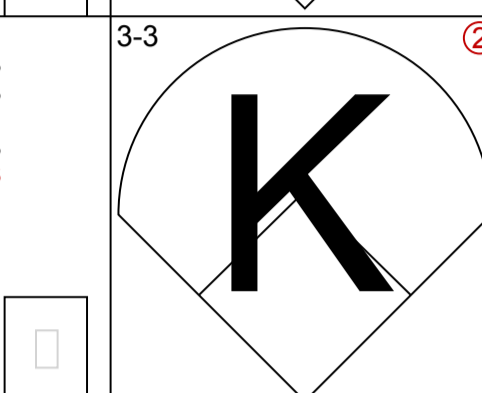
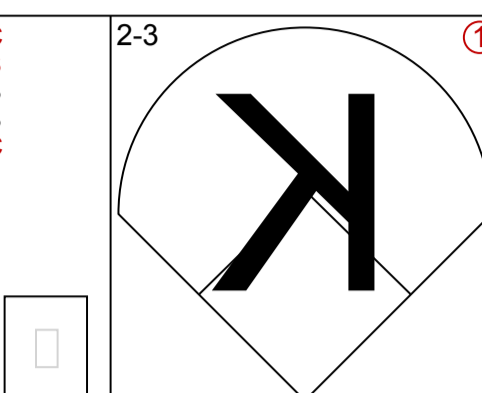
R: 0 H: 0  
E: 0 LOB: 2  
K: 3 BB: 2  
S: 13 P: 22

3



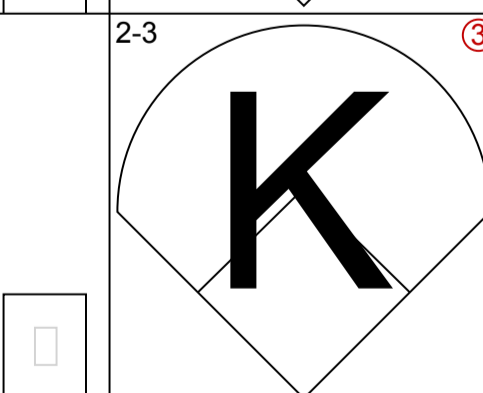
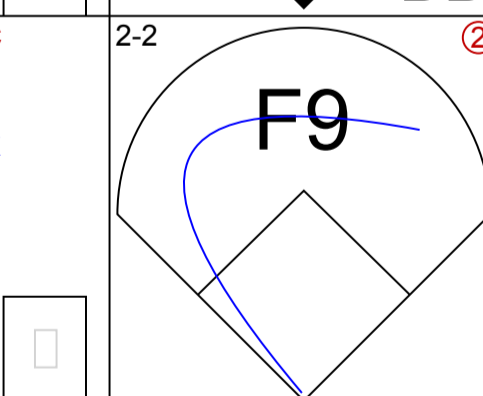
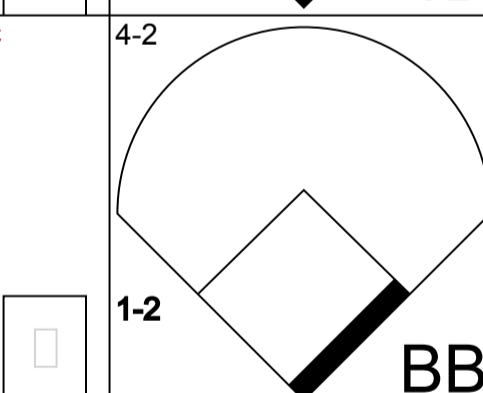
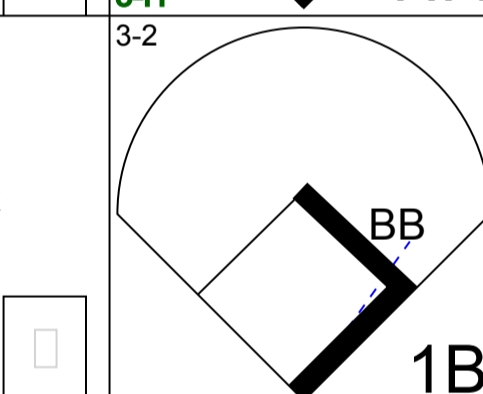
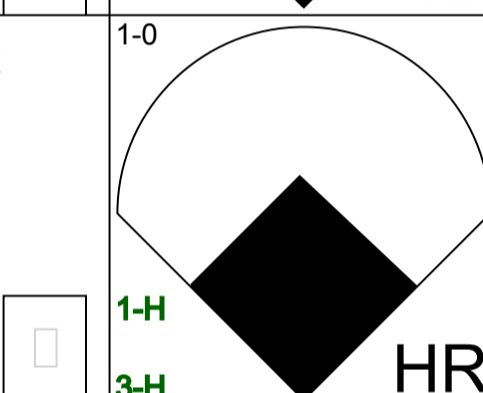
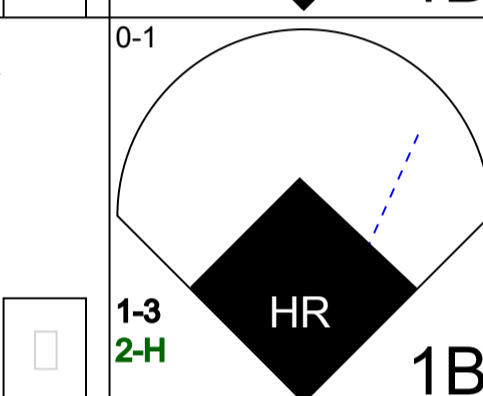
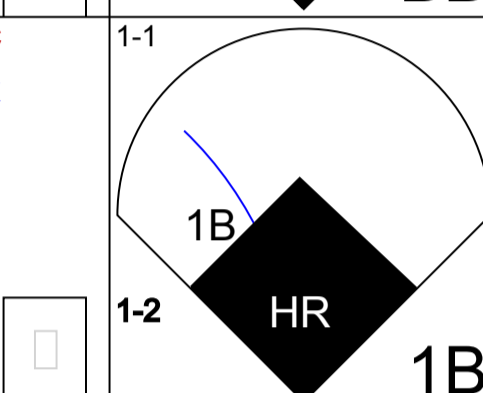
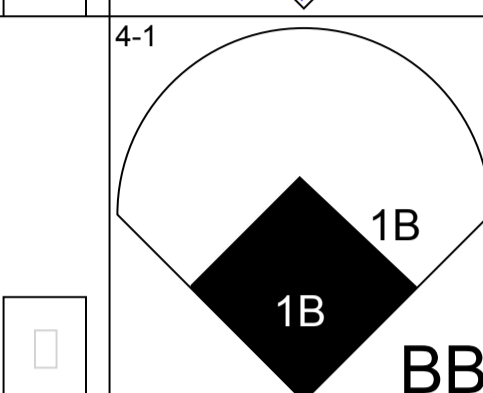
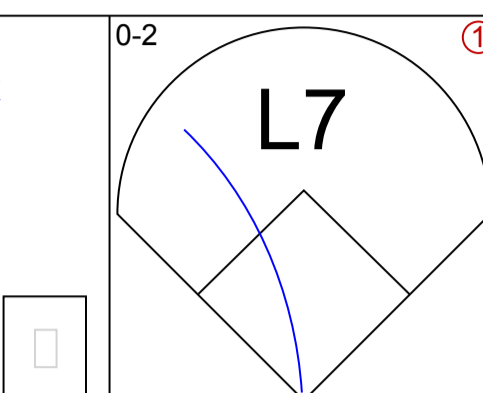
R: 0 H: 0  
E: 0 LOB: 0  
K: 2 BB: 0  
S: 10 P: 14

2



R: 0 H: 1  
E: 0 LOB: 1  
K: 2 BB: 0  
S: 8 P: 14

1



R: 4 H: 4  
E: 0 LOB: 2  
K: 1 BB: 2  
S: 24 P: 41

Batter

Mark Bellhorn, S (1, 4)  
Kyle Farnsworth, R (11, 1)

Bill Mueller, S (1, 5)

Sammy Sosa, R (1, 9)

Fred McGriff, L (1, 3)

Angel Echevarria, R (1, 7)

Corey Patterson, L (1, 8)

Alex Gonzalez, R (1, 6)

Mike Mahoney, R (1, 2)  
Delino DeShields, L (10, PH)

38 Carlos Zambrano, S (1, 1)  
Joe Borowski, R (4, 1)  
Roosevelt Brown, L (6, PH)  
Juan Cruz, R (7, 1)  
Chris Stynes, R (8, PH)  
Antonio Alfonseca, R (9, 1)  
Todd Hundley, S (10, PH)

Inning Stats

PITCHER table with columns: PITCHER, IP, WLS, BF, H, R, ER, SO, BB, IBB, HBP, BLK, WP, HR, S, P, ERA, WHIP

PITCHER table with columns: PITCHER, IP, WLS, BF, H, R, ER, SO, BB, IBB, HBP, BLK, WP, HR, S, P, ERA, WHIP

Batter	1	2	3	4	5	6	7	8	9	AB R H RBI BB SO LOB	TOP	
Ramón Vázquez, L OBP: 0.326, SLG: 0.325 (1, 6) (7, 4)	1-1 1B SF8 1B		0-1 L6			0-1 G4-3		1-1 1B 3B	0-1 G3	5 2 2 0 0 0 1		
Mark Kotsay, L OBP: 0.369, SLG: 0.444 (1, 8)	1-0 1-3 1B		1-0 F8			1-2 S 1B		0-0 1B 2B 1B	1-1 G4-3	5 1 3 1 0 0 1		
Ryan Klesko, L OBP: 0.384, SLG: 0.511 (1, 3)	0-0 SF8 3-H			1-3 K		2-3 K 1-2		1-2 F7	4-0 S IBB	3 0 0 1 1 2 2		
Phil Nevin, R OBP: 0.341, SLG: 0.460 (1, 5)	1-3 K 3-H			0-3 K			1-2 1B FC4-6 1B	2-1 1-3 2B 1B	3-3 K 1-2	5 2 2 0 0 3 3		
Ron Gant, R OBP: 0.355, SLG: 0.516 (1, 7)	1-0 F2			3-2 F8			1-1 F8	0-1 1-H HR 2B 3-H		4 1 1 2 0 0 2		
Gene Kingsale, S OBP: 0.319, SLG: 0.453 (1, 9)		0-0 B2-3			0-1 G4-3		0-2 FC4-6 1B	3-1 2-H HR		4 1 2 2 0 0 0		
Tom Lampkin, L OBP: 0.285, SLG: 0.335 (1, 2)		2-2 G6-3			1-0 F7		1-0 FC4-6 E	1-3 K		4 0 0 1 0 1 1		
Julius Matos, R OBP: 0.283, SLG: 0.319 Bobby Jones, R Tom Davey, R Mike Holtz, L Jeremy Fikac, R Trevor Hoffman, R		1-2 P4			1-0 L6		2-1 E3 1-3	1-2 G6-3		3 0 0 0 0 0 0 1 0 0 0 0 0 0 0 0 0 0 0 0 0 0 0 0 1 0		
44 Jake Peavy, R OBP: 0.250, SLG: 0.417 Deivi Cruz, R OBP: 0.301, SLG: 0.382			1-3 K			1-3 K	0-1 G6-3		0-0 G3 2B	2 0 0 0 0 2 0 2 0 1 0 0 0 2		
<b>Inning Stats</b>	R: 1 H: 2 E: 0 LOB: 1 K: 1 BB: 0 S: 8 P: 12	R: 0 H: 0 E: 0 LOB: 0 K: 0 BB: 0 S: 8 P: 11	R: 0 H: 0 E: 0 LOB: 0 K: 1 BB: 0 S: 6 P: 8	R: 0 H: 0 E: 0 LOB: 0 K: 2 BB: 0 S: 10 P: 14	R: 0 H: 0 E: 0 LOB: 0 K: 0 BB: 0 S: 4 P: 6	R: 0 H: 1 E: 0 LOB: 1 K: 2 BB: 0 S: 14 P: 18	R: 1 H: 2 E: 1 LOB: 2 K: 0 BB: 0 S: 14 P: 19	R: 5 H: 5 E: 0 LOB: 0 K: 1 BB: 0 S: 18 P: 27	R: 0 H: 1 E: 0 LOB: 2 K: 1 BB: 1 S: 8 P: 16	1B: 7 SF: 1 2B: 2 SAC: 0 3B: 1 DP: 0 HR: 1 HBP: 0	WP: 0 PA: 40 PB: 0 SB: 2 CS: 0	
<b>PITCHER</b> Jon Lieber, R ERA: 3.7 Kyle Farnsworth, R ERA: 5.93 Tom Gordon, R ERA: 5.27	IP WLS BF H R ER SO BB IBB HBP BLK WP HR S P ERA WHIP											<b>PITCHER</b> IP WLS BF H R ER SO BB IBB HBP BLK WP HR S P ERA WHIP
	7.0 0 27 5 2 2 6 0 0 0 0 0 0 0 64 88 2.57 0.714											
	0.1 B 5 4 4 4 0 0 0 0 0 0 0 0 10 14 108.00 12.000											
	1.2 W 8 2 1 1 2 0 1 0 0 0 0 1 16 29 5.40 1.200											

San Diego Padres @ Chicago Cubs  
Wrigley Field, Chicago, IL  
Thu Aug 01 2002, 1:20 PM CDT  
Att. 33,751 - Sunny - 91 F

livebaseballscorecards.com

AB 38  
R 7  
H 11  
RBI 7  
BB 1  
SO 8  
LOB 13





BOTTOM

San Diego Padres @ Chicago Cubs  
Wrigley Field, Chicago, IL  
Thu Aug 01 2002, 1:20 PM CDT  
Att. 33,751 - Sunny - 91 F

livebaseballscores.com

AB	34
R	8
H	13
RBI	8
BB	6
SO	8
LOB	17



WP	0	PA	43
PB	0		
SB	0		
CS	0		

AB R H RBI BB SO LOB

4	2	1	3	1	2	2
5	1	2	1	0	1	1
3	0	2	1	1	0	1
4	1	3	1	0	0	1
3	0	0	0	1	1	4
0	0	0	0	0	0	0
1	0	1	0	0	0	0
0	1	0	0	0	0	0
5	0	1	0	0	1	4
4	1	1	2	1	1	1
2	1	1	0	2	0	0
2	1	1	0	0	1	1
0	0	0	0	0	0	0
1	0	0	0	0	1	2

1B	7	SF	2
2B	4	SAC	1
3B	1	DP	1
HR	1	HBP	0

WP	0	PA	43
PB	0		
SB	0		
CS	0		

Batter	1	2	3	4	5	6	7	8	9
Mark Bellhorn, S (1, 4) OBP: 0.388, SLG: 0.570 (8, 3)	1-3 K		2-1 G4-3	3-3 K			4-0 SF9	3-1 HR	
Bill Mueller, S (1, 5) OBP: 0.338, SLG: 0.377	2-2 L5		0-0 SF8		1-1 G6-4-3		2-1 F8	1-3 K	
Sammy Sosa, R (1, 9) OBP: 0.412, SLG: 0.600	4-2 2B		1-1 SF8		1-2 G6-4-3		1-0 1B		2-0 FC4-6
Roosevelt Brown, L (1, 7) OBP: 0.274, SLG: 0.323	2-2 2B		0-0 BB		0-0 2B		0-0 SF9		1-2 FC4-6
Angel Echevarria, R (1, 3) OBP: 0.308, SLG: 0.389 Tom Gordon, R (8, 1) Fred McGriff, L (9, PH) Delino DeShields, L (9, PR) OBP: 0.293, SLG: 0.315	0-3 K		4-1 BB		3-1 G6-3		0-0 G2-3		1-2 2B
Corey Patterson, L (1, 8) OBP: 0.299, SLG: 0.394		0-0 B5-3	1-0 F5			0-0 1B		3-3 K	1-2 L5
Alex Gonzalez, R (1, 6) OBP: 0.294, SLG: 0.409		0-0 G5-3		0-0 P4		1-3 K		4-0 HR	0-2 2B
Todd Hundley, S (1, 2) OBP: 0.278, SLG: 0.385		0-2 F8		3-2 SH1-4		4-0 BB		4-2 HR	
Jon Lieber, L (1, 1) OBP: 0.182, SLG: 0.186 Kyle Farnsworth, R (8, 1) Chris Stynes, R (8, 4) OBP: 0.322, SLG: 0.391			0-0 G4-3	1-2 SH1-4		1-3 K		3-3 K	

Inning Stats	R: 0	H: 1	E: 0	LOB: 2	K: 2	P: 30	R: 0	H: 0	E: 0	LOB: 0	K: 0	P: 5	R: 2	H: 3	E: 0	LOB: 2	K: 0	P: 17	R: 0	H: 1	E: 0	LOB: 1	K: 1	P: 18	R: 0	H: 2	E: 0	LOB: 1	K: 0	P: 13	R: 0	H: 1	E: 0	LOB: 1	K: 2	P: 13	R: 1	H: 1	E: 0	LOB: 1	K: 0	P: 12	R: 3	H: 1	E: 0	LOB: 0	K: 3	P: 31	R: 2	H: 3	E: 0	LOB: 2	K: 0	P: 19	1B: 7	SF: 2	2B: 4	SAC: 1	3B: 1	DP: 1	HR: 1	HBP: 0	WP: 0	PA: 43
--------------	------	------	------	--------	------	-------	------	------	------	--------	------	------	------	------	------	--------	------	-------	------	------	------	--------	------	-------	------	------	------	--------	------	-------	------	------	------	--------	------	-------	------	------	------	--------	------	-------	------	------	------	--------	------	-------	------	------	------	--------	------	-------	-------	-------	-------	--------	-------	-------	-------	--------	-------	--------

PITCHER	IP	WLS	BF	H	R	ER	SO	BB	IBB	HBP	BLK	WP	HR	S	P	ERA	WHIP
44 Jake Peavy, R (1, 1) ERA: 5.06	6.0		27	8	2	2	5	3	0	0	0	0	0	61	96	3.00	1.833
Bobby Jones, L (7, 1) ERA: 5.71	0.1		2	0	1	1	0	1	0	0	0	0	0	2	8	27.00	3.000
Tom Davey, R (7, 1) ERA: 6.75	0.0		1	1	0	0	0	0	0	0	0	0	0	1	2	∞	∞
Mike Holtz, L (7, 1) ERA: 4.78	1.0		5	0	2	2	1	2	0	0	0	0	0	7	18	18.00	2.000
Jeremy Fikac, R (8, 1) ERA: 5.17	0.2	H	3	1	1	1	2	0	0	0	0	0	1	8	15	13.50	1.500

PITCHER	IP	WLS	BF	H	R	ER	SO	BB	IBB	HBP	BLK	WP	HR	S	P	ERA	WHIP
Trevor Hoffman, R (9, 1) ERA: 2.57	0.2		5	3	2	2	0	0	0	0	0	0	0	14	19	27.00	4.500

Batter	1	2	3	4	5	6	7	8	9	AB R H RBI BB SO LOB	TOP
<b>Todd Walker, L</b> OBP: 0.343, SLG: 0.408 (1, 4) S X	0-1 CS 1B		1-3 K			2-2 FC6-4 SF7 1B	1-0 G4-6-3 1-2f			4 1 2 0 0 1 2	
<b>Aaron Boone, R</b> OBP: 0.322, SLG: 0.425 (1, 5) B S F S	2-3 K 1-2			0-0 G5-3		3-2 E6 FC6-4 1-2		1-1 F9		4 0 0 0 0 1 2	
<b>Adam Dunn, L</b> OBP: 0.446, SLG: 0.541 (1, 3) C C C X	0-2 G3			4-2 1B BB		2-2 FC6-4 BB E 1-2f 2-3		3-2 F7		3 1 0 0 1 0 2	
<b>Ken Griffey Jr., L</b> OBP: 0.387, SLG: 0.447 (1, 8) C T C		0-3 K		0-1 1-3 1B		4-2 E 1-2 BB		2-0 G4-3		3 0 1 0 1 1 0	
<b>Austin Kearns, R</b> OBP: 0.388, SLG: 0.459 (1, 9) C T B B B X		2-2 G4-3		0-3 K		1-1 SF7		0-0 F9		3 0 0 1 0 1 2	
<b>Russell Bryan, L</b> OBP: 0.316, SLG: 0.419 (1, 7) C T T B B B T		1-3 K		1-3 K		0-1 E9 1-3 2-H 1B		0-3 K		4 0 1 1 0 3 2	
<b>Barry Larkin, R</b> OBP: 0.306, SLG: 0.370 (1, 6) B X			1-0 G4-3 1B		0-0 F8	3-3 K		0-0 G3		3 0 1 0 0 1 2	
<b>Scott Sullivan, R</b> OBP: 0.333, SLG: 0.333 (7, 1) B S B B B T C X										0 0 0 0 0 0 0	
<b>Reggie Taylor, L</b> OBP: 0.265, SLG: 0.418 (9, PH) C T T B B B T										1 0 0 0 0 0 0	
<b>Kelly Stinnett, R</b> OBP: 0.357, SLG: 0.417 (1, 2) B S B B T C C X		3-2 G4-3 1-2		1-3 K			0-2 G5-3			3 0 0 0 0 1 1	
<b>Jared Fernandez, R</b> OBP: 0.222, SLG: 0.222 (1, 1) S S S			0-3 K		2-3 K			4-2 G4-6-3 BB		2 0 0 0 0 2 1	
<b>Brady Clark, R</b> OBP: 0.262, SLG: 0.224 (7, PH) C S C B C C										0 0 0 0 1 0 0	
<b>Juan Castro, R</b> OBP: 0.178, SLG: 0.146 (7, 6) S S B B B C C										0 0 0 0 0 0 0	
<b>Inning Stats</b>	R: 0 H: 1 E: 0 LOB: 0 K: 1 BB: 0 S: 8 P: 10	R: 0 H: 0 E: 0 LOB: 0 K: 2 BB: 0 S: 12 P: 15	R: 0 H: 1 E: 0 LOB: 1 K: 2 BB: 0 S: 11 P: 16	R: 0 H: 1 E: 0 LOB: 2 K: 2 BB: 1 S: 11 P: 16	R: 0 H: 0 E: 0 LOB: 0 K: 2 BB: 0 S: 8 P: 11	R: 2 H: 2 E: 2 LOB: 2 K: 1 BB: 1 S: 20 P: 35	R: 0 H: 0 E: 0 LOB: 0 K: 0 BB: 1 S: 7 P: 12	R: 0 H: 0 E: 0 LOB: 0 K: 0 BB: 0 S: 7 P: 13	R: 0 H: 0 E: 0 LOB: 0 K: 1 BB: 0 S: 5 P: 5	1B: 5 SF: 1 2B: 0 SAC: 0 3B: 0 DP: 1 HR: 0 HBP: 0	WP: 0 PA: 34 PB: 0 SB: 0 CS: 1
<b>PITCHER</b> <b>Brian Lawrence, R</b> ERA: 3.22 (1, 1)	IP: 8.0 WLS: W BF: 31 H: 5 R: 2 ER: 0 SO: 10 BB: 3 IBB: 0 HBP: 0 BLK: 0 WP: 0 HR: 0 S: 84 P: 128 ERA: 0.00 WHIP: 1.000					<b>PITCHER</b>					
<b>Trevor Hoffman, R</b> ERA: 2.51 (9, 1)	IP: 1.0 S: 3 H: 0 R: 0 ER: 0 SO: 1 BB: 0 IBB: 0 HBP: 0 BLK: 0 WP: 0 HR: 0 S: 5 P: 5 ERA: 0.00 WHIP: 0.000										

**Cincinnati Reds @ San Diego Padres**  
Qualcomm Stadium, San Diego, CA  
Fri Aug 02 2002, 10:05 PM EDT  
Att. 25,548 - Cloudy - 72 F

AB	30
R	2
H	5
RBI	2
BB	3
SO	11
LOB	14



Batter	1	2	3	4	5	6	7	8	9
Trenidad Hubbard, R OBP: 0.257, SLG: 0.227 Mark Kotsay, L OBP: 0.371, SLG: 0.445	2-2 F9	3-2 F9		1-0 CS 2-H 1B			1-2 G5-3	2-2 1-2 2-H 3-H 1B	
Julius Matos, R OBP: 0.290, SLG: 0.319	0-0 FC5-6 1B		4-0 FC3-6 BB	2-2 CS 1-2	1-0 G5-3		2-3 K		
Ryan Klesko, L OBP: 0.380, SLG: 0.506	0-1 FC5-6 1-2f		0-0 FC3-6 PB 1B		0-0 G3-1		2-3 K		
Phil Nevin, R OBP: 0.348, SLG: 0.465	2-3 K		1-2 G5-3 1-H 1B		1-1 PB 1B			3-2 SH5-4 BB 1B	
Ron Gant, R OBP: 0.357, SLG: 0.518		1-0 1B 2B	3-2 G5-3 1-2		3-2 F9 1-2			4-2 1B SH5-4 1B BB	
Bubba Trammell, R OBP: 0.321, SLG: 0.364 Tom Lampkin, L OBP: 0.285, SLG: 0.335		0-2 G6-3	0-0 G5-3			1-3 K		1-0 SH5-4 1-2 2-3	
Deivi Cruz, R OBP: 0.306, SLG: 0.385		1-1 1B 2-H 1B		1-0 F8 1B		0-0 FC5-4 1B		4-0 1B IBB	
Wil Nieves, R OBP: 0.375, SLG: 0.333 Gene Kingsale, S OBP: 0.329, SLG: 0.462		0-1 1B		1-1 PB S 1B 1B		0-0 FC5-4 1-2f		1-1 1B 1B	
Brian Lawrence, R OBP: 0.185, SLG: 0.143 Ramón Vázquez, L OBP: 0.325, SLG: 0.324 Trevor Hoffman, R		2-1 L8		1-1 F7 1-2		0-0 G5-3		0-3 K	

Inning Stats	R: 0	H: 1	E: 0	LOB: 1	K: 1	S: 10	P: 14	R: 1	H: 3	E: 0	LOB: 2	K: 0	S: 13	P: 20	R: 1	H: 1	E: 0	LOB: 1	K: 0	S: 9	P: 17	R: 1	H: 2	E: 0	LOB: 0	K: 0	S: 11	P: 15	R: 0	H: 1	E: 0	LOB: 1	K: 0	S: 7	P: 12	R: 0	H: 1	E: 0	LOB: 1	K: 1	S: 6	P: 7	R: 0	H: 0	E: 0	LOB: 0	K: 2	S: 12	P: 17	R: 2	H: 3	E: 0	LOB: 2	K: 1	S: 16	P: 31
--------------	------	------	------	--------	------	-------	-------	------	------	------	--------	------	-------	-------	------	------	------	--------	------	------	-------	------	------	------	--------	------	-------	-------	------	------	------	--------	------	------	-------	------	------	------	--------	------	------	------	------	------	------	--------	------	-------	-------	------	------	------	--------	------	-------	-------

PITCHER	IP	WLS	BF	H	R	ER	SO	BB	IBB	HBP	BLK	WP	HR	S	P	ERA	WHIP
Jared Fernandez, R ERA: 3.69	(1, 1)	6.0	L	27	9	3	2	2	1	0	0	0	0	56	85	3.00	1.667
Scott Sullivan, R ERA: 4.91	(7, 1)	2.0		10	3	2	3	1	1	0	0	0	0	28	48	9.00	2.000

**BOTTOM**

AB	R	H	RBI	BB	SO	LOB
4	0	1	1	0	0	2
1	0	1	1	0	0	0
3	0	1	0	1	1	0
4	1	0	0	0	1	2
4	1	3	1	0	1	1
3	2	1	0	1	0	2
3	0	0	0	0	1	2
0	0	0	0	0	0	0
3	0	2	1	1	0	0
3	1	2	0	0	0	1
1	0	1	1	0	0	0
3	0	0	0	0	0	4
1	0	0	0	0	1	3
0	0	0	0	0	0	0

**AB 33**  
**R 5**  
**H 12**  
**RBI 5**  
**BB 3**  
**SO 5**  
**LOB 17**



WP	PA	ERA	WHIP
0	38		
3			
1			
1			

**Cincinnati Reds @ San Diego Padres**  
Qualcomm Stadium, San Diego, CA  
Fri Aug 02 2002, 10:05 PM EDT  
Att: 25,548 - Cloudy - 72 F

livebaseballscorecards.com

Batter	1	2	3	4	5	6	7	8	9	AB R H RBI BB SO LOB	TOP											
Todd Walker, L (1, 4) OBP: 0.342, SLG: 0.404	4-1 G5-3 1B BB	1-2 G4-3		2-2 G6-3			2-2 F8		0-0 G3	4 1 0 0 1 0 2												
Aaron Boone, R (1, 5) OBP: 0.321, SLG: 0.423	0-1 G5-3 1-3 BB 1B	1-2 G5-3			0-2 F8		3-3 K			4 1 1 0 0 1 0												
Adam Dunn, L (1, 3) OBP: 0.445, SLG: 0.537	4-2 BB 1-2 G5-3 BB		3-3 K		3-2 G4-3			0-3 K		3 0 0 0 1 2 0												
Austin Kearns, R (1, 9) OBP: 0.387, SLG: 0.456	0-0 G5-3 1-2 2-3 3-H		3-2 HR 1B		3-2 G5-3			3-2 F7		4 1 1 1 0 0 2												
Russell Branyan, L (1, 7) OBP: 0.320, SLG: 0.431 Brady Clark, R (8, PH) OBP: 0.258, SLG: 0.220	4-2 BB BB		0-0 1-H HR			1-0 P6		1-1 G4-3		2 1 1 2 1 0 0 1 0 0 0 0 0 0												
Barry Larkin, R (1, 6) OBP: 0.311, SLG: 0.373	4-2 1-2 2-3 3-H BB		0-1 G5-3			0-0 1B			1-0 L4-6 1B 1B	3 0 2 1 1 0 0												
Reggie Taylor, L (1, 8) OBP: 0.285, SLG: 0.414 Danny Graves, R (9, 1)	2-1 F5		1-1 B1			1-3 K			0-0 BB 1-2 1B	4 0 1 0 0 1 4 0 0 0 0 0 0 0	AB 32 R 4 H 6 RBI 4 BB 5 SO 6 LOB 14											
Jason LaRue, R (1, 2) OBP: 0.309, SLG: 0.352	3-2 F9			0-3 K		1-0 F8			1-0 L4-6 2-3	4 0 0 0 0 1 6												
Jimmy Haynes, R (1, 1) OBP: 0.190, SLG: 0.238 Gabe White, L (6, 1) John Riedling, R (7, 1) Ken Griffey Jr., L (9, PH) OBP: 0.392, SLG: 0.447		0-0 F7		0-1 G3-1			0-3 K2-3		4-1 BB	2 0 0 0 0 0 0 1 0 0 0 0 1 0 0 0 0 0 0 0 0 0 0 0 0 1 0 0												
<b>Inning Stats</b>	R: 2 E: 0 K: 0 S: 16	H: 1 LOB: 3 BB: 4 P: 37	R: 0 E: 0 K: 0 S: 9	H: 0 LOB: 0 BB: 0 P: 11	R: 2 E: 0 K: 1 S: 12	H: 2 LOB: 0 BB: 0 P: 19	R: 0 E: 0 K: 1 S: 9	H: 0 LOB: 0 BB: 0 P: 11	R: 0 E: 0 K: 0 S: 11	H: 0 LOB: 0 BB: 0 P: 17	R: 0 E: 0 K: 1 S: 6	H: 1 LOB: 1 BB: 0 P: 9	R: 0 E: 0 K: 2 S: 11	H: 0 LOB: 0 BB: 0 P: 16	R: 0 E: 0 K: 1 S: 9	H: 0 LOB: 0 BB: 0 P: 13	R: 0 E: 0 K: 0 S: 5	H: 2 LOB: 2 BB: 1 P: 11	1B: 5 2B: 1 3B: 0 HR: 1	SF: 0 SAC: 0 DP: 1 HBP: 0	WP: 0 PB: 0 SB: 0 CS: 0	PA: 37
<b>PITCHER</b>	IP WLS BF H R ER SO BB IBB HBP BLK WP HR S P ERA WHIP																					
Brett Tomko, R (1, 1) ERA: 3.96	7.0 L 29 4 4 4 5 4 0 0 0 0 0 1 74 120 5.14 1.143																					
Jason Kershner, L (8, 1) ERA: 10.8	1.0 3 0 0 0 1 0 0 0 0 0 0 0 9 13 0.00 0.000																					
Brandon Villafuerte, R (9, 1) ERA:	0.2 3 2 0 0 0 0 0 0 0 0 0 0 3 5 0.00 3.000																					
Mike Holtz, L (9, 1) ERA: 4.73	0.1 2 0 0 0 0 1 0 0 0 0 0 0 2 6 0.00 3.000																					

Cincinnati Reds @ San Diego Padres  
Qualcomm Stadium, San Diego, CA  
Sat Aug 03 2002, 10:05 PM EDT  
Att. 39,341 - Sunny - 72 F

livebaseballscorecards.com

Batter	1	2	3	4	5	6	7	8	9	AB	R	H	RBI	BB	SO	LOB
Ramón Vázquez, L OBP: 0.326, SLG: 0.326 (1, 4)	0-1 F7	0-1 WP 2B		4-2 BB		2-3 K		0-1 G1-3		4	1	1	2	1	1	1
Mark Kotsay, L OBP: 0.369, SLG: 0.442 (1, 8)	1-0 F7	3-2 G4-3		2-1 F7			0-0 FC1-6 BB 1B		1-1 G4-3	5	0	1	0	0	0	2
Ryan Klesko, L OBP: 0.383, SLG: 0.504 (1, 3)	4-0 1B BB		1-0 G6-3		2-2 F8		4-1 FC1-6 BB 1-2		0-0 G6-4-3 1B	3	0	1	0	2	0	0
Phil Nevin, R OBP: 0.345, SLG: 0.459 (1, 5)	3-1 FC5-4 1B		1-1 F9		2-1 P6		0-1 P6		0-0 G6-4-3	5	0	1	0	0	0	3
Deivy Cruz, R OBP: 0.308, SLG: 0.386 (1, 6)	1-1 FC5-4		1-1 2B 1B		0-1 E 1B 1B		0-0 FC1-6 FC6 1-2f 2-3			4	0	2	0	0	0	4
Gene Kingsale, S OBP: 0.338, SLG: 0.478 (1, 7)		2-2 F7	3-2 1-H 2B		1-1 E1 1-3 1B		2-1 FC6			4	0	2	0	0	0	2
Brian Buchanan, R OBP: 0.304, SLG: 0.417 Wil Nieves, R OBP: 0.375, SLG: 0.333 (1, 9) (9, 2)		0-1 SH1-4 1B 2B 1B		0-1 G4-3 2B		0-3 K		0-3 K		4	1	2	0	0	2	2
Tom Lampkin, L OBP: 0.289, SLG: 0.335 Trenidad Hubbard, R OBP: 0.257, SLG: 0.227 (1, 2) (8, PR) (9, 9)		1-0 SH1-4 2B 1B		1-1 G4-3		0-3 K		4-0 FC6-4 BB		3	1	1	0	1	1	1
Brett Tomko, R OBP: 0.217, SLG: 0.261 Jason Kershner, L OBP: 0.356, SLG: 0.516 Ron Gant, R OBP: 0.356, SLG: 0.516 Brandon Villafuerte, R Mike Holtz, L (1, 1) (8, 1) (9, 1) (9, 1)		0-0 SH1-4		1-2 G6-3		2-2 F8		1-2 FC6-4		2	0	0	0	0	0	1
		1-2 2-3						1-2f		0	0	0	0	0	0	0

Inning Stats	R: 0	H: 1	E: 0	K: 0	S: 7	R: 3	H: 3	E: 0	K: 0	S: 14	R: 0	H: 2	E: 0	K: 0	S: 9	R: 0	H: 1	E: 0	K: 0	S: 12	R: 0	H: 2	E: 1	K: 1	S: 12	R: 0	H: 0	E: 0	K: 2	S: 9	R: 0	H: 1	E: 0	K: 0	S: 7	R: 0	H: 0	E: 0	K: 1	S: 10	R: 0	H: 1	E: 0	K: 0	S: 4	1B: 8	2B: 3	3B: 0	HR: 0	SF: 0	SAC: 1	DP: 1	HBP: 0	WP: 2	PB: 0	SB: 0	CS: 0	PA: 40
--------------	------	------	------	------	------	------	------	------	------	-------	------	------	------	------	------	------	------	------	------	-------	------	------	------	------	-------	------	------	------	------	------	------	------	------	------	------	------	------	------	------	-------	------	------	------	------	------	-------	-------	-------	-------	-------	--------	-------	--------	-------	-------	-------	-------	--------

PITCHER	IP	WLS	BF	H	R	ER	SO	BB	IBB	HBP	BLK	WP	HR	S	P	ERA	WHIP
Jimmy Haynes, R ERA: 4.21 (1, 1)	5.0	W	25	9	3	3	1	2	0	0	0	1	0	54	88	5.40	2.200
Gabe White, L ERA: 2.64 (6, 1)	1.0	H	5	1	0	0	2	1	0	0	0	0	0	11	19	0.00	2.000
John Riedling, R ERA: 2.03 (7, 1)	2.0	H	7	0	0	0	1	1	0	0	0	0	0	15	22	0.00	0.500
Danny Graves, R ERA: 3.05 (9, 1)	1.0	S	3	1	0	0	0	0	0	0	0	0	0	4	5	0.00	1.000

**BOTTOM**

**Cincinnati Reds @ San Diego Padres**  
**Qualcomm Stadium, San Diego, CA**  
 Sat Aug 03 2002, 10:05 PM EDT  
 Att: 39,341 - Sunny - 72 F

<b>AB</b>	<b>35</b>
<b>R</b>	<b>3</b>
<b>H</b>	<b>11</b>
<b>RBI</b>	<b>2</b>
<b>BB</b>	<b>4</b>
<b>SO</b>	<b>4</b>
<b>LOB</b>	<b>17</b>



PITCHER	IP	WLS	BF	H	R	ER	SO	BB	IBB	HBP	BLK	WP	HR	S	P	ERA	WHIP
---------	----	-----	----	---	---	----	----	----	-----	-----	-----	----	----	---	---	-----	------

Batter	1	2	3	4	5	6	7	8	9	AB R H RBI BB SO LOB	TOP					
Todd Walker, L (1, 4) OBP: 0.344, SLG: 0.418	1-1 G6-3		0-0 L7	1-0 FC4-6		2-1 2B		1-2 2B	1-2 HR	6 1 3 5 0 0 3						
Aaron Boone, R (1, 5) OBP: 0.319, SLG: 0.427	1-3 K		0-2 HR		1-3 K	2-1 L7		0-1 L6	1-0 F9	6 1 1 2 0 2 2						
Adam Dunn, L (1, 3) OBP: 0.443, SLG: 0.532	0-0 L9		1-1 P6		2-2 F7		0-2 F7	4-2 BB	2-2 1B	5 0 1 0 1 0 0						
Ken Griffey Jr., L (1, 8) OBP: 0.382, SLG: 0.431		2-0 HR 1B	1-2 G6-3		0-0 F7		2-3 K	2-3 K	1-1 F7	6 1 1 0 0 2 3						
Austin Kearns, R (1, 9) OBP: 0.390, SLG: 0.460		3-3 K		0-1 G6-3		1-2 1B 2B	4-2 HR BB		3-1 SH BB CS 1B	4 2 2 0 1 1 1						
Russell Bryan, L (1, 7) OBP: 0.328, SLG: 0.470		0-1 HR		3-2 HR		2-3 K	0-0 HR		4-1 BB SH BB	4 4 3 5 1 1 1						
Barry Larkin, R (1, 6) OBP: 0.313, SLG: 0.373		1-2 G5-3		0-0 F8		1-1 1B 2B 1B	4-1 BB		1-0 SH BB	3 2 1 1 1 0 0						
Jason LaRue, R (1, 2) OBP: 0.311, SLG: 0.355		0-2 G6-3		0-1 1B 2B		1-3 K	3-1 P6		4-1 1B HR BB	4 1 1 0 1 1 2						
Ryan Dempster, R Scott Williamson, R Reggie Taylor, L Jose Rijo, R Brady Clark, R Scott Sullivan, R Gabe White, L Brandon Larson, R Danny Graves, R			0-0 HR 1B	1-2 FC4-6 1B		1-0 2B 1B		2-1 G6-3	0-2 HR 1B	2 1 2 0 0 0 0 0 0 0 0 0 0 0 1 1 1 0 0 0 0 0 0 0 0 0 0 0 1 0 1 1 1 2 0 0 0 0 0 0 0 0 0 0						
<b>Inning Stats</b>	R: 0 H: 0 E: 0 LOB: 0 K: 1 BB: 0 S: 7 P: 9	R: 2 H: 2 E: 1 LOB: 0 K: 1 BB: 0 S: 15 P: 21	R: 2 H: 2 E: 0 LOB: 0 K: 0 BB: 0 S: 11 P: 13	R: 1 H: 3 E: 0 LOB: 2 K: 0 BB: 0 S: 14 P: 19	R: 0 H: 0 E: 0 LOB: 0 K: 1 BB: 0 S: 9 P: 12	R: 3 H: 4 E: 0 LOB: 1 K: 2 BB: 0 S: 18 P: 28	R: 2 H: 1 E: 0 LOB: 1 K: 1 BB: 2 S: 14 P: 27	R: 0 H: 1 E: 0 LOB: 2 K: 1 BB: 1 S: 12 P: 21	R: 5 H: 4 E: 1 LOB: 1 K: 0 BB: 2 S: 17 P: 34	1B: 8 SF: 0 2B: 4 SAC: 1 3B: 0 DP: 0 HR: 5 HBP: 0	WP: 0 PA: 49 PB: 0 SB: 1 CS: 1					
<b>PITCHER</b>	IP WLS BF H R ER SO BB IBB HBP BLK WP HR S P ERA WHIP											<b>PITCHER</b>	IP WLS BF H R ER SO BB IBB HBP BLK WP HR S P ERA WHIP			
Bobby Jones, R (1, 1) ERA: 4.9	5.1		9 7 7 4 0 0 0 0 0 0 0 0 3 66 88 11.81 1.688											Trevor Hoffman, R (9, 1) ERA: 3.12	0.1	L 5 2 4 3 0 2 0 0 0 0 0 0 1 9 20 81.00 12.000
Jeremy Fikac, R (6, 1) ERA: 5.29	0.2		4 2 1 1 1 0 0 0 0 0 0 0 0 8 14 13.50 3.000											Tom Davey, R (9, 1) ERA: 7.15	0.2	4 2 1 1 0 0 0 0 0 0 0 0 1 9 14 13.50 3.000
Mike Holtz, L (7, 1) ERA: 5.27	0.2	B	5 1 2 2 1 2 0 0 0 0 0 1 12 22 27.00 4.500													
Brandon Villafuerte, R (7, 1) ERA:	1.0		4 1 0 0 0 0 0 0 0 0 0 0 9 15 0.00 1.000													
Jason Kershner, L (8, 1) ERA: 10.13	0.1		2 0 0 0 1 1 0 0 0 0 0 0 5 11 0.00 3.000													

Cincinnati Reds @ San Diego Padres  
Qualcomm Stadium, San Diego, CA  
Sun Aug 04 2002, 5:00 PM EDT  
Att. 25,871 - Sunny - 76 F

livebaseballscorecards.com

AB	43
R	15
H	17
RBI	15
BB	5
SO	7
LOB	12



Batter	1	2	3	4	5	6	7	8	9	AB	R	H	RBI	BB	SO	LOB
Ramón Vázquez, L Brandon Villaflorte, R Jason Kerstner, L Tom Lampkin, L Trevor Hoffman, R Tom Davey, R	2-2 L4-3 1B	4-1 1-2 2-3 HR BB			1-1 1B 1B 1B	2-2 E3 FC4-6		0-3 K		3	2	2	0	1	0	0
Mark Kotsay, L OBP: 0.369, SLG: 0.449	2-1 L4-3 1-2	0-0 1-H 2-H 3-H HR			0-1 1B 2B 1B	0-0 FC4-6 1-2f		2-3 K 1-2		5	2	2	4	0	1	3
Ryan Klesko, L OBP: 0.383, SLG: 0.503	1-1 WP 1B	2-3 K			2-2 1B 2B 1B	2-1 P5			2-1 F8	5	1	2	0	0	1	1
Phil Nevin, R OBP: 0.346, SLG: 0.456	3-1 G6-3 1-2		1-3 K		1-0 2B 1B			1-0 G6-3	4-2 BB	4	1	1	1	1	1	1
Gene Kingsale, S OBP: 0.354, SLG: 0.500		0-1 F9 HBP 1B	0-0 L4		0-0 G6-3 SF8 2B			2-2 1B 1B	2-3 K	5	2	3	3	0	1	1
Bubba Trammell, R Jeremy Fikac, R Mike Holtz, L Julius Matos, R		2-1 BB 1B HR HBP	3-2 P4		2-1 G6-3			0-1 G6-4-3 1B	0-2 F9	2	1	0	0	0	0	1
Deivi Cruz, R OBP: 0.305, SLG: 0.383		0-3 K		1-0 F3	1-2 SF8			0-1 G6-4-3		3	0	0	1	0	1	4
Wil Nieves, R OBP: 0.321, SLG: 0.280		0-0 F9		0-3 K	0-0 F8			2-1 L4		4	0	0	0	0	1	2
Bobby Jones, R Trenidad Hubbard, R		3-1 BB HR 1B		2-2 G3		1-0 G6-3		0-0 1B		2	1	1	1	0	0	0
										2	0	1	0	0	0	0

Inning Stats	R: 0	H: 2	E: 0	K: 0	S: 9	H: 2	LOB: 1	BB: 0	P: 17	R: 5	H: 3	E: 0	K: 2	S: 14	R: 0	H: 0	E: 0	K: 1	S: 8	R: 0	H: 0	E: 0	K: 1	S: 7	R: 5	H: 5	E: 0	K: 0	S: 16	R: 0	H: 0	E: 1	K: 0	S: 7	R: 0	H: 2	E: 0	K: 0	S: 9	R: 0	H: 1	E: 0	K: 2	S: 9	R: 0	H: 0	E: 0	K: 1	S: 11	1B: 11	SF: 1	3B: 0	HR: 1
--------------	------	------	------	------	------	------	--------	-------	-------	------	------	------	------	-------	------	------	------	------	------	------	------	------	------	------	------	------	------	------	-------	------	------	------	------	------	------	------	------	------	------	------	------	------	------	------	------	------	------	------	-------	--------	-------	-------	-------

PITCHER	IP	WLS	BF	H	R	ER	SO	BB	IBB	HBP	BLK	WP	HR	S	P	ERA	WHIP
Ryan Dempster, R ERA: 5.9	(1, 1)	4.0	23	10	10	10	4	1	0	0	0	1	1	48	78	22.50	2.750
Scott Williamson, R ERA: 3.77	(5, 1)	1.0	3	0	0	0	0	0	0	0	0	0	0	6	9	0.00	0.000
Jose Rijo, R ERA: 4.95	(6, 1)	2.0	8	2	0	0	0	0	0	0	0	0	0	16	24	0.00	1.000
Scott Sullivan, R ERA: 4.86	(8, 1)	0.2	3	1	0	0	1	0	0	0	0	0	0	6	8	0.00	1.500
Gabe White, L ERA: 2.63	(8, 1)	0.1	W 1	0	0	0	1	0	0	0	0	0	0	3	5	0.00	0.000

**BOTTOM**

**Cincinnati Reds @ San Diego Padres**  
Qualcomm Stadium, San Diego, CA

Sun Aug 04 2002, 5:00 PM EDT  
Att: 25,871 - Sunny - 76 F

AB	38
R	10
H	13
RBI	10
BB	2
SO	7
LOB	15



PITCHER	IP	WLS	BF	H	R	ER	SO	BB	IBB	HBP	BLK	WP	HR	S	P	ERA	WHIP
Danny Graves, R ERA: 3.0	(9, 1)	1.0	4	0	0	0	1	1	0	0	0	0	0	11	19	0.00	1.000

Batter	1	2	3	4	5	6	7	8	9	10	11	12	13	14	15	16	AB	R	H	RBI	BB	SO	LOB	TOP													
Doug Glanville, R OBP: 0.276, SLG: 0.306	1-1 HR		1-3 K			2-3 K		3-2 L5		0-3 K		0-0 G6-3		2-1 2B		1-1 G6-3	8	1	2	1	0	3	2														
Placido Polanco, R OBP: 0.320, SLG: 0.383	0-1 F3		1-0 F5			1-1 HR HBP		2-3 K		1-0 BB 1B		1-2 G6-3		2-1 F8		0-1 1B 1B	7	1	2	1	0	1	2														
Bobby Abreu, L OBP: 0.411, SLG: 0.492	1-3 K				4-2 FC5-4 BB	1-3 K				0-0 G6-3		1-1 BB 1B		3-2 WP 2B		2-2 F8	7	0	3	0	1	2	1														
Pat Burrell, R OBP: 0.376, SLG: 0.548	2-3 K				1-0 FC5-4 1-2r	2-0 HR				2-3 K		4-1 BB 1B		2-3 K		4-1 BB 1B	6	1	1	2	2	4	4														
Mike Lieberthal, R OBP: 0.342, SLG: 0.435		2-0 F8			1-2 P4	0-0 P3				0-2 BB WP 1B		0-2 F7			0-1 F9		4-1 1B BB	6	0	1	0	1	0	4													
Travis Lee, L OBP: 0.327, SLG: 0.368		2-0 P5			3-3 K				2-2 G6-3		4-2 BB BB			1-1 L9		1-1 BB 1B	6	0	1	0	1	1	1														
Tomas Perez, S OBP: 0.301, SLG: 0.385		2-3 K2-3				0-0 F7			4-2 G6-4-3 BB		4-1 BB BB			1-3 K		3-2 P3	5	1	1	1	2	2	2														
Marlon Anderson, L OBP: 0.328, SLG: 0.404						0-0 FC1-6 1B			0-1 G6-4-3		1-2 L7				0-0 G6-3		2-2 E4 G6-3 1B 1B	7	1	3	0	0	0	4													
Randy Wolf, L Randy Wolf, L Terry Adams, R Jason Michaels, R Mike Tuley, R 11 Jimmy Rollins, S Jose Mesa, R Drew Henson, L Carlos Silva, R Jeremy Giambi, L Ezequiel Gomez, L						0-0 FC1-6			1-3 K2-3		1-3 K			3-2 F8		1-0 F5	2	0	0	0	0	0	2														
<b>Inning Stats</b>	R: 1 E: 0 K: 2 S: 10	H: 1 LOB: 0 BB: 0 P: 14	R: 0 E: 0 K: 1 S: 5	H: 0 LOB: 0 BB: 0 P: 11	R: 0 E: 0 K: 1 S: 6	H: 1 LOB: 1 BB: 0 P: 8	R: 0 E: 0 K: 1 S: 13	H: 0 LOB: 1 BB: 1 P: 22	R: 0 E: 0 K: 0 S: 4	H: 1 LOB: 0 BB: 0 P: 5	R: 2 E: 0 K: 2 S: 10	H: 1 LOB: 0 BB: 0 P: 16	R: 0 E: 0 K: 2 S: 9	H: 0 LOB: 0 BB: 1 P: 15	R: 0 E: 0 K: 2 S: 10	H: 0 LOB: 0 BB: 0 P: 16	R: 0 E: 0 K: 1 S: 15	H: 1 LOB: 3 BB: 2 P: 26	R: 0 E: 0 K: 2 S: 14	H: 2 LOB: 1 BB: 1 P: 21	R: 1 E: 0 K: 0 S: 6	H: 1 LOB: 0 BB: 0 P: 11	R: 0 E: 0 K: 1 S: 10	H: 1 LOB: 1 BB: 0 P: 16	R: 0 E: 0 K: 1 S: 7	H: 0 LOB: 0 BB: 0 P: 9	R: 0 E: 0 K: 0 S: 9	H: 1 LOB: 1 BB: 0 P: 16	R: 0 E: 0 K: 0 S: 13	H: 1 LOB: 2 BB: 2 P: 27	R: 1 E: 1 K: 1 S: 17	H: 3 LOB: 2 BB: 0 P: 24	1B: 9 2B: 2 3B: 0 HR: 3	SF: 0 SAC: 0 DP: 2 HBP: 1	WP: 2 PB: 0 SB: 1 CS: 0	PA: 67	
<b>PITCHER</b>	IP WLS BF H R ER SO	IP WLS BF H R ER SO	IP WLS BF H R ER SO	IP WLS BF H R ER SO	IP WLS BF H R ER SO	IP WLS BF H R ER SO	IP WLS BF H R ER SO	IP WLS BF H R ER SO	IP WLS BF H R ER SO	IP WLS BF H R ER SO	IP WLS BF H R ER SO	IP WLS BF H R ER SO	IP WLS BF H R ER SO	IP WLS BF H R ER SO	IP WLS BF H R ER SO	IP WLS BF H R ER SO	ERA WHIP	ERA WHIP	ERA WHIP	ERA WHIP	ERA WHIP	ERA WHIP	ERA WHIP	ERA WHIP	ERA WHIP	ERA WHIP	ERA WHIP	ERA WHIP	ERA WHIP	ERA WHIP	ERA WHIP	ERA WHIP	ERA WHIP	ERA WHIP	ERA WHIP		
Oliver Pérez, L ERA: 3.65	7.0	26	4	3	3	7	3.86	0.857																													
Tom Davey, R ERA: 6.57	1.0	3	0	0	0	2	0.00	0.000																													
Brandon Villafuerte, R ERA:	0.2	3	1	0	0	1	0.00	1.500																													
Mike Holtz, L ERA: 5.2	0.1	3	0	0	0	0	0.00	6.000																													
Jeremy Fikac, R ERA: 5.18	1.0	6	2	0	0	2	0.00	3.000																													
Jason Kershner, L ERA: 9.0	(11, 1)																																				
Trevor Hoffman, R ERA: 3.09	(12, 1)																																				
Bobby Jones, L ERA: 4.87	(13, 1)																																				
Bobby Jones, L ERA: 4.87	(16, 1)																																				

Philadelphia Phillies @ San Diego Padres  
Qualcomm Stadium, San Diego, CA

AB 59  
R 5  
H 14  
RBI 5  
BB 7  
SO 15  
LOB 23



Tue Aug 06 2002, 10:05 PM EDT  
Att. 17,519 - Sunny - 73 F

livebaseballscorecards.com




Batter	1	2	3	4	5	6	7	8	9	10	11	12	13	14	15	16	AB	R	H	RBI	BB	SO	LOB											
Mark Kotsay, L OBP: 0.367, SLG: 0.451 (1, 8)	K		FC3-6 1-2r		HR		K			G4-3		F7				G3	7	1	1	2	1	2	3											
Deivi Cruz, R OBP: 0.320, SLG: 0.378 Jason Kershner, L Trevor Hoffman, R Brian Buchanan, R Bobby Jones, R (1, 6) (11, 1) (12, 1) (13, 1) (16, 1)	K		K		L9		G1-3			G4-3		G6-3		K			5	0	0	0	0	2	3											
Phil Nevin, R OBP: 0.345, SLG: 0.449 (1, 5)	G4-3				F8					G5-3		L6					6	1	1	0	1	0	1											
Ryan Klesko, L OBP: 0.381, SLG: 0.501 (1, 3)		F7			G3					G3		F7				FC5-4	7	0	2	0	0	0	3											
Ron Gant, R OBP: 0.350, SLG: 0.505 Mike Holtz, L Jeremy Fikac, R Ramón Vázquez, L OBP: 0.332, SLG: 0.335 (1, 7) (9, 1) (10, 1) (11, 6)	K		K		F3		F7			G3-1		WP 1B				FC6-5 L4-6 1B	4	0	0	0	0	1	2											
Bubba Trammell, R OBP: 0.323, SLG: 0.360 Trenidad Hubbard, R OBP: 0.295, SLG: 0.238 (1, 9) (11, PR) (12, 9)					FC5-4 1B		P4			F3		1B				L8	4	0	1	0	1	0	2											
Julius Matos, R OBP: 0.293, SLG: 0.320 (1, 4)					1B		L9			F3		1B				F8	7	0	2	2	0	0	3											
Wil Nieves, R OBP: 0.281, SLG: 0.241 Tom Lampkin, L OBP: 0.288, SLG: 0.333 (1, 2) (11, PH) (12, 2)					F8		G6-3			G4-3		F7					4	0	0	0	0	0	2											
Oliver Pérez, L OBP: 0.182, SLG: 0.182 Tom Davey, R Brandon Villafuerte, R Gene Kingsale, S OBP: 0.349, SLG: 0.487 (1, 1) (8, 1) (9, 1) (9, 7)					1B							L1					3	1	3	0	0	0	0											
Inning Stats	R: 0 E: 0 K: 2 S: 16	H: 0 LOB: 0 BB: 0 P: 22	R: 0 E: 0 K: 1 S: 10	H: 1 LOB: 1 BB: 0 P: 16	R: 0 E: 0 K: 1 S: 8	H: 1 LOB: 1 BB: 0 P: 9	R: 1 E: 0 K: 0 S: 12	H: 3 LOB: 2 BB: 0 P: 17	R: 2 E: 0 K: 0 S: 8	H: 2 LOB: 0 BB: 0 P: 14	R: 0 E: 0 K: 0 S: 5	H: 0 LOB: 0 BB: 0 P: 9	R: 0 E: 0 K: 1 S: 8	H: 0 LOB: 0 BB: 0 P: 13	R: 0 E: 0 K: 0 S: 8	H: 0 LOB: 0 BB: 0 P: 14	R: 0 E: 0 K: 0 S: 6	H: 0 LOB: 0 BB: 0 P: 10	R: 0 E: 0 K: 0 S: 6	H: 0 LOB: 1 BB: 0 P: 7	R: 1 E: 0 K: 0 S: 12	H: 2 LOB: 2 BB: 1 P: 17	R: 0 E: 0 K: 0 S: 4	H: 0 LOB: 0 BB: 0 P: 4	R: 0 E: 0 K: 0 S: 11	H: 2 LOB: 1 BB: 0 P: 15	R: 0 E: 0 K: 1 S: 6	H: 0 LOB: 0 BB: 0 P: 11	R: 0 E: 0 K: 1 S: 8	H: 0 LOB: 0 BB: 0 P: 12	1B: 11 2B: 3 3B: 0 HR: 1	SF: 0 SAC: 0 DP: 1 HBP: 0	WP: 1 PB: 0 SB: 0 CS: 0	PA: 64

PITCHER	IP	WLS	BF	H	R	ER	SO	BB	IBB	HBP	BLK	WP	HR	S	P	ERA	WHIP
Randy Wolf, L ERA: 3.81 (1, 1)	7.0		29	8	3	3	5	0	0	0	0	0	1	67	100	3.86	1.143
Terry Adams, R ERA: 4.69 (8, 1)	2.0		6	0	0	0	0	0	0	0	0	0	0	14	24	0.00	0.000
Mike Timlin, R ERA: 2.51 (10, 1)	1.0		4	1	0	0	0	0	0	0	0	0	0	6	7	0.00	1.000
Jose Mesa, R ERA: 3.21 (11, 1)	1.0	B	6	2	1	1	0	1	0	0	0	1	0	12	17	9.00	3.000
Dan Plesac, L ERA: 4.18 (12, 1)	0.1		1	0	0	0	0	0	0	0	0	0	0	2	2	0.00	0.000

PITCHER	IP	WLS	BF	H	R	ER	SO	BB	IBB	HBP	BLK	WP	HR	S	P	ERA	WHIP
Carlos Silva, R ERA: 3.68 (12, 1)	1.2		6	2	0	0	0	0	0	0	0	0	0	13	17	0.00	1.200
Rheal Cormier, L ERA: 4.93 (14, 1)	3.0	W	12	1	0	0	3	2	0	0	0	0	0	25	45	0.00	1.000

**Philadelphia Phillies @ San Diego Padres**  
**Qualcomm Stadium, San Diego, CA**  
 Tue Aug 06 2002, 10:05 PM EDT  
 Att: 17,519 - Sunny - 73 F

AB	61
R	4
H	14
RBI	4
BB	3
SO	8
LOB	27



Batter	1	2	3	4	5	6	7	8	9	AB R H RBI BB SO LOB	TOP									
Ricky Ledee, L (1, 8) OBP: 0.331, SLG: 0.420	3-1 F7		0-0 1B	2-3 K			2-1 F9			4 1 1 0 0 1 2	<b>Philadelphia Phillies @ San Diego Padres</b> Qualcomm Stadium, San Diego, CA Wed Aug 07 2002, 10:05 PM EDT Att. 18,583 - Sunny - 73 F <a href="http://livebaseballscorecards.com">livebaseballscorecards.com</a>									
Placido Polanco, R (1, 5) OBP: 0.322, SLG: 0.385	1-0 1B		2-0 1B			1-1 G5-3	2-0 G3-1			4 1 2 0 0 0 2										
Bobby Abreu, L (1, 9) OBP: 0.411, SLG: 0.492	2-2 1B		0-0 1B			1-2 G3	3-2 G3-1			4 0 2 1 0 0 2										
Pat Burrell, R (1, 7) OBP: 0.375, SLG: 0.545	3-3 K		3-2 1B			1-2 F3	0-0 F3			4 0 1 1 0 1 2										
Mike Lieberthal, R (1, 2) OBP: 0.339, SLG: 0.430	1-0 F8		1-2 E5			1-3 K	1-3 K			4 0 0 0 0 2 4										
Travis Lee, L (1, 3) OBP: 0.324, SLG: 0.364		0-1 F8	0-1 FC1-2			1-0 G3	1-2 G6-3			4 0 0 0 0 0 3										
Tomas Perez, S (1, 6) OBP: 0.293, SLG: 0.373		0-3 K	1-1 G3			3-2 G3	1-1 G1-3			4 0 0 0 0 1 3										
Marlon Anderson, L (1, 4) OBP: 0.327, SLG: 0.403		1-0 F9		0-1 P4			1-2 K2-3			4 0 1 0 0 1 0										
Vicente Padilla, R (1, 1) OBP: 0.070, SLG: 0.049			1-1 G6-3		0-3 K		3-3 K			2 0 0 0 0 1 0										
Dan Plesac, L (6, 1)										0 0 0 0 0 0 0										
Jeremy Giambi, L (7, PH) OBP: 0.422, SLG: 0.517										0 0 0 0 1 0 0										
48 David Coggin, R (7, 1)										0 0 0 0 0 0 0										
Jason Michaels, R (9, PH) OBP: 0.370, SLG: 0.535										1 0 0 0 0 1 0										
<b>Inning Stats</b>	R: 0 E: 0 K: 1 S: 11	H: 2 LOB: 2 BB: 0 P: 21	R: 0 E: 0 K: 1 S: 8	H: 0 LOB: 0 BB: 0 P: 9	R: 2 E: 1 K: 0 S: 15	H: 4 LOB: 3 BB: 0 P: 23	R: 0 E: 0 K: 2 S: 8	H: 0 LOB: 0 BB: 0 P: 10	R: 0 E: 0 K: 1 S: 10	H: 0 LOB: 0 BB: 0 P: 15	R: 0 E: 0 K: 0 S: 9	H: 1 LOB: 2 BB: 1 P: 21	R: 0 E: 0 K: 1 S: 7	H: 0 LOB: 0 BB: 0 P: 9	R: 0 E: 0 K: 2 S: 9	H: 0 LOB: 0 BB: 0 P: 13	1B: 7 2B: 0 3B: 0 HR: 0	SF: 0 SAC: 0 DP: 0 HBP: 0	WP: 0 PB: 0 SB: 0 CS: 0	PA: 36
<b>PITCHER</b>	IP WLS BF H R ER SO BB IBB HBP BLK WP HR S P ERA WHIP																			
44 Jake Peavy, R (1, 1) ERA: 4.7	6.2 W 29 7 2 2 5 1 0 0 0 0 0 0 66 104 2.70 1.200																			
Mike Holtz, L (7, 1) ERA: 5.14	0.1 H 1 0 0 0 0 0 0 0 0 0 0 0 3 6 0.00 0.000																			
Brandon Villafuerte, R (8, 1) ERA:	1.0 H 3 0 0 0 1 0 0 0 0 0 0 0 7 9 0.00 0.000																			
Trevor Hoffman, R (9, 1) ERA: 3.02	1.0 S 3 0 0 0 2 0 0 0 0 0 0 0 9 13 0.00 0.000																			

Philadelphia Phillies @ San Diego Padres  
 Qualcomm Stadium, San Diego, CA  
 Wed Aug 07 2002, 10:05 PM EDT  
 Att. 18,583 - Sunny - 73 F

AB	35
R	2
H	7
RBI	2
BB	1
SO	8
LOB	18



Batter	1	2	3	4	5	6	7	8	9	AB	R	H	RBI	BB	SO	LOB
Ramón Vázquez, L OBP: 0.335, SLG: 0.341 (1, 4)	0-3 K		0-0 G3-1 G4-3 2B		0-1 HR G4-3 1B	1-2 P3				4	2	2	0	0	1	1
Mark Kotsay, L OBP: 0.366, SLG: 0.452 (1, 8)	0-0 F8 1B 2B		1-1 G3-1 2-3		3-1 G4-3 1-2	1-2 L4				4	1	1	0	0	0	3
Ryan Klesko, L OBP: 0.382, SLG: 0.508 (1, 3)	4-2 1B BB		0-0 G4-3 3-H		0-0 HR 2-H			1-0 G3-1		3	1	1	3	1	0	0
Bubba Trammell, R OBP: 0.322, SLG: 0.357 Trenidad Hubbard, R OBP: 0.265, SLG: 0.238 (1, 9) (7, PR) (8, 9)	2-2 F8 2-3		0-0 F9		2-0 L9			4-1 CS BB		3	0	0	0	1	0	2
Gene Kingsale, S OBP: 0.356, SLG: 0.488 (1, 7)	1-2 1B 3-H			1-3 K	1-1 3B 1B			2-2 L5 1-2		4	1	2	1	0	1	1
Deivi Cruz, R OBP: 0.300, SLG: 0.382 (1, 6)	1-1 F9			0-2 G4-3	1-0 3B 1-H			0-1 E9 G3		4	0	1	1	0	0	2
Tom Lampkin, L OBP: 0.288, SLG: 0.332 (1, 2)		2-1 G5-3		1-1 1B 1B	2-1 F9			1-1 G3		4	0	1	0	0	0	2
Julius Matos, R OBP: 0.299, SLG: 0.326 (1, 5)		3-2 F8		0-2 1B		0-1 44 SH1-3 1B		0-3 K		4	0	2	0	0	1	1
44 Jake Peavy, R OBP: 0.214, SLG: 0.357 Mike Holtz, L Brandon Villafuerte, R Ron Gant, R Trevor Hoffman, R (1, 1) (7, 1) (8, 1) (8, PH) (9, 1)		3-2 G1-3		1-2 G1-3		0-1 SH1-3		0-1 G5-3		2	0	0	0	0	0	2

Inning Stats	R: 1	H: 2	E: 0	K: 1	S: 15	LOB: 2	BB: 1	P: 23	R: 0	H: 0	E: 0	K: 0	S: 10	LOB: 0	BB: 0	P: 18	R: 1	H: 1	E: 0	K: 0	S: 5	LOB: 0	BB: 0	P: 6	R: 0	H: 2	E: 0	K: 1	S: 18	LOB: 2	BB: 0	P: 21	R: 3	H: 4	E: 0	K: 0	S: 11	LOB: 1	BB: 0	P: 20	R: 0	H: 1	E: 0	K: 0	S: 12	LOB: 1	BB: 0	P: 14	R: 0	H: 0	E: 0	K: 0	S: 5	LOB: 1	BB: 1	P: 12	R: 0	H: 0	E: 1	K: 1	S: 9	LOB: 1	BB: 0	P: 10
PITCHER	IP	WLS	BF	H	R	ER	SO	BB	IBB	HBP	BLK	WP	HR	S	P	ERA	WHIP																																															
Vicente Padilla, R ERA: 3.37 (1, 1)	5.1	L	27	10	5	5	2	1	0	0	0	0	0	63	92	8.44	2.062																																															
Dan Plesac, L ERA: 4.08 (6, 1)	0.2		2	0	0	0	0	0	0	0	0	0	0	8	10	0.00	0.000																																															
48 David Coggin, R ERA: 4.57 (7, 1)	2.0		7	0	0	0	1	1	0	0	0	0	0	14	22	0.00	0.500																																															

**BOTTOM**

**Philadelphia Phillies @ San Diego Padres**  
Qualcomm Stadium, San Diego, CA

Wed Aug 07 2002, 10:05 PM EDT  
Att. 18,583 - Sunny - 73 F

AB	33
R	5
H	10
RBI	5
BB	2
SO	3
LOB	15



WP	HR	S	P	ERA	WHIP
0	0	0	0	0	0

Batter	1	2	3	4	5	6	7	8	9	AB R H RBI BB SO LOB	TOP																
Ricky Ledee, L (1, 8) OBP: 0.333, SLG: 0.439	2-2 1B 3B		2-1 BLK G4-6-3 2B	0-1 F8		0-2 F8 2-3			0-3 K	5 2 2 0 0 1 2																	
Placido Polanco, R (1, 5) OBP: 0.318, SLG: 0.380	0-3 K		3-2 G4-6-3 2-H	1-1 F9		0-0 F7			3-3 K	5 0 0 1 0 2 3																	
Bobby Abreu, L (1, 9) OBP: 0.413, SLG: 0.494	2-2 1B		0-0 1B E 1B	2-2 G3					1-2 1B	5 1 3 1 0 0 0																	
Pat Burrell, R (1, 7) OBP: 0.373, SLG: 0.541	0-3 K		1-1 E9 1-H 1B		1-3 K				0-0 G4-3	5 1 1 0 0 2 2																	
Travis Lee, L (1, 3) OBP: 0.323, SLG: 0.363	0-0 G4-3		0-1 G5-3 1B 1B		2-2 G3				2-1 F7	4 0 1 1 0 0 1																	
Marlon Anderson, L (1, 4) OBP: 0.326, SLG: 0.401		2-1 G1-3	0-2 G5-3 1B		0-0 G1-3				0-0 P1	4 0 1 0 0 0 0																	
Todd Pratt, R (1, 2) OBP: 0.443, SLG: 0.519		2-1 G6-3	3-2 G5-3 1-2 2-3			4-0 FC5-6 11 1B BB			4-1 BB	2 0 0 0 2 0 2																	
11 Jimmy Rollins, S (1, 6) OBP: 0.299, SLG: 0.380		1-0	4-0 1B IBB			1-2 F8 FC5-6 1B			1-0 L8	3 0 2 0 1 0 1																	
Joe Roa, R (1, 1) OBP: 0.250, SLG: 0.375		0-2 G4-3	2-3 K			0-0 FC5-6			2-3 K	3 0 0 0 0 1 6																	
Mike Timlin, R (7, 1)										0 0 0 0 0 0 0																	
Dan Plesac, L (7, 1)										0 0 0 0 0 0 0																	
Jeremy Giambi, L (8, PH) OBP: 0.421, SLG: 0.515										1 0 0 0 0 1 1																	
Terry Adams, R (8, 1) OBP: 0.185, SLG: 0.083										0 0 0 0 0 0 0																	
<b>Inning Stats</b>	R: 1 E: 0 K: 2 S: 19	H: 2 LOB: 1 BB: 0 P: 23	R: 0 E: 0 K: 0 S: 8	H: 1 LOB: 1 BB: 0 P: 13	R: 3 E: 1 K: 1 S: 21	H: 5 LOB: 3 BB: 1 P: 36	R: 0 E: 0 K: 0 S: 7	H: 0 LOB: 0 BB: 0 P: 10	R: 0 E: 0 K: 1 S: 11	H: 0 LOB: 0 BB: 0 P: 14	R: 0 E: 0 K: 0 S: 8	H: 1 LOB: 2 BB: 1 P: 13	R: 0 E: 0 K: 0 S: 8	H: 0 LOB: 0 BB: 0 P: 13	R: 0 E: 0 K: 1 S: 6	H: 0 LOB: 1 BB: 1 P: 13	R: 0 E: 0 K: 2 S: 10	H: 1 LOB: 1 BB: 0 P: 14	1B: 8 2B: 1 3B: 1 HR: 0	SF: 0 SAC: 0 DP: 0 HBP: 0	WP: 0 PB: 0 SB: 0 CS: 0	PA: 40					
<b>PITCHER</b>	IP WLS BF H R ER SO BB IBB HBP BLK WP HR S P ERA WHIP																										
Brian Lawrence, R (1, 1) ERA: 3.33	5.1		27	9	4	4	4	1	1	0	1	0	0	70	105	6.75	1.875										
Jason Kershner, L (6, 1) ERA: 7.27	1.2		5	0	0	0	0	0	0	0	0	0	0	12	17	0.00	0.000										
Jeremy Fikac, R (8, 1) ERA: 5.07	1.0		4	0	0	0	1	1	0	0	0	0	0	6	13	0.00	1.000										
Tom Davey, R (9, 1) ERA: 6.08	1.0	W	4	1	0	0	2	0	0	0	0	0	0	10	14	0.00	1.000										

Philadelphia Phillies @ San Diego Padres  
Qualcomm Stadium, San Diego, CA  
Thu Aug 08 2002, 5:05 PM EDT  
Att. 22,076 - Sunny - 79 F

AB	37
R	4
H	10
RBI	3
BB	3
SO	7
LOB	18



BOTTOM

Philadelphia Phillies @ San Diego Padres  
Qualcomm Stadium, San Diego, CA

Thu Aug 08 2002, 5:05 PM EDT  
Att: 22,076 - Sunny - 79 F

livebaseballscores.com

AB	36
R	7
H	14
RBI	7
BB	4
SO	1
LOB	19



WP:	0	PA:	41
PB:	0		
SB:	1		
CS:	0		

AB R H RBI BB SO LOB

3	0	1	0	0	1	0
1	1	0	0	1	0	2
3	1	1	0	1	0	1
4	2	2	2	1	0	3
5	1	2	0	0	0	3
5	1	3	4	0	0	1
3	0	1	0	1	0	1
2	0	1	0	0	0	0
0	0	0	0	0	0	0
1	1	1	1	0	0	0
0	0	0	0	0	0	0
1	0	0	0	0	0	2
0	0	0	0	0	0	0
4	0	1	0	0	0	4
1	0	0	0	0	0	0
3	0	1	0	0	0	2

1B:	10	SF:	0
2B:	0	SAC:	1
3B:	1	DP:	3
HR:	3	HBP:	0

WP:	0	PA:	41
ERA:		WHIP:	

Batter	1	2	3	4	5	6	7	8	9
Ramón Vázquez, L OBP: 0.335, SLG: 0.341 Trenidad Hubbard, R OBP: 0.270, SLG: 0.235	0-2 G4-6-3 1B		3-1 F7			2-3 K	1-0 F9		4-1 L9 SH1-3 HR BB
Mark Kotsay, L OBP: 0.367, SLG: 0.451	2-0 G4-6-3 1-2f			3-2 G4-3		1-2 HR 1B	4-1 1-2 BB		0-1 SH1-3 1-2
Ryan Klesko, L OBP: 0.385, SLG: 0.516	1-1 FC5-4 1B			1-0 G3		0-0 HR 1-H	3-2 F8		4-0 HR IBB
Phil Nevin, R OBP: 0.346, SLG: 0.448	0-1 FC5-4 1-2f			2-1 G5-3		0-0 1B		2-2 3B 1B	1-0 L9 2-3
Ron Gant, R OBP: 0.353, SLG: 0.530		0-0 G1-6-3 1B			2-2 F8	3-2 F8		1-2 1-H FC6-2 3B	2-0 HR 1-H 3-H
Gene Kingsale, S OBP: 0.363, SLG: 0.482		1-2 G1-6-3 1-2f			1-1 1B		0-1 F8	4-2 FC6-2 S BB	
Deivi Cruz, R OBP: 0.301, SLG: 0.382 Jason Kershner, L OBP: 0.336, SLG: 0.437 Brian Buchanan, R OBP: 0.336, SLG: 0.437 Jeremy Fikac, R OBP: 0.336, SLG: 0.437 Tom Lampkin, L OBP: 0.286, SLG: 0.330 Tom Davey, R OBP: 0.286, SLG: 0.330		1-1 F7			1-0 G4-6-3 1B		2-2 HR	1-0 P6 1-2	
Wil Nieves, R OBP: 0.278, SLG: 0.242			0-0 G4-3		0-0 G4-6-3 1-2f		2-2 F9 1B	0-0 FC6-2	0-0 2-3 3-H
Brian Lawrence, R OBP: 0.182, SLG: 0.140 Julius Matos, R OBP: 0.300, SLG: 0.326			0-0 F9			2-1 P4	0-0 BB 1B	1-2 F9	

Inning Stats	R: 0	H: 2	E: 0	LOB: 1	K: 0	BB: 0	S: 8	R: 0	H: 1	E: 0	LOB: 0	K: 0	BB: 0	S: 6	R: 0	H: 0	E: 0	LOB: 0	K: 0	BB: 0	S: 4	R: 0	H: 0	E: 0	LOB: 0	K: 0	BB: 0	S: 9	R: 0	H: 2	E: 0	LOB: 1	K: 0	BB: 0	S: 7	R: 2	H: 3	E: 0	LOB: 1	K: 1	BB: 0	S: 13	R: 1	H: 3	E: 0	LOB: 3	K: 0	BB: 1	S: 15	R: 1	H: 2	E: 0	LOB: 2	K: 0	BB: 1	S: 16	R: 3	H: 1	E: 0	LOB: 0	K: 0	BB: 2	S: 5
--------------	------	------	------	--------	------	-------	------	------	------	------	--------	------	-------	------	------	------	------	--------	------	-------	------	------	------	------	--------	------	-------	------	------	------	------	--------	------	-------	------	------	------	------	--------	------	-------	-------	------	------	------	--------	------	-------	-------	------	------	------	--------	------	-------	-------	------	------	------	--------	------	-------	------

PITCHER	IP	WLS	BF	H	R	ER	SO	BB	IBB	HBP	BLK	WP	HR	S	P	ERA	WHIP
Joe Roa, R ERA: 4.43	6.0		23	8	2	2	1	0	0	0	0	0	1	47	73	3.00	1.333
Mike Timlin, R ERA: 2.63	0.1	H	4	3	1	1	0	0	0	0	0	0	1	10	14	27.00	9.000
Dan Plesac, L ERA: 3.99	0.2	H	3	0	0	0	0	1	0	0	0	0	0	5	13	0.00	1.500
Terry Adams, R ERA: 4.93	1.2	L	11	3	4	4	0	2	1	0	0	0	1	21	41	21.60	3.000

Batter	1	2	3	4	5	6	7	8	9	AB R H RBI BB SO LOB	TOP											
Trenidad Hubbard, R OBP: 0.283, SLG: 0.262 Mark Kotsay, L OBP: 0.368, SLG: 0.459	3-2 2B	1-3 K	0-0 BB 1B		1-2 G6-3			0-1 FC6-4 1B	2-2 HR	5 1 3 1 0 1 3 1 1 1 2 0 0 0												
Ramón Vázquez, L OBP: 0.341, SLG: 0.344	4-2 2B BB	3-2 FC3-6 1B	4-1 BB 1B		2-2 S 1B			0-1 FC6-4 2B G4-3	2-2 G3	4 1 2 1 2 0 1												
Ryan Klesko, L OBP: 0.383, SLG: 0.514	1-0 F7	2-0 FC3-6 1B	0-0 G3		3-2 G4-3			3-2 G4-3 2B		5 0 1 1 0 0 8												
Phil Nevin, R OBP: 0.347, SLG: 0.451	0-0 2B	0-0 1B		1-0 E5			1-3 K	2-2 G4-3		5 0 2 3 0 1 1												
Ron Gant, R OBP: 0.346, SLG: 0.517	3-3 K	1-1 G3		0-3 K			3-3 K	1-3 K		5 0 0 0 0 4 6												
Brian Buchanan, R OBP: 0.351, SLG: 0.429 Jason Kershner, L OBP: 0.321, SLG: 0.355 Bubba Trammell, R OBP: 0.321, SLG: 0.355 Kevin Walker, L OBP: 0.321, SLG: 0.355 Jeremy Fikac, R OBP: 0.299, SLG: 0.323 Julius Matos, R OBP: 0.299, SLG: 0.323	2-2 G6-3		1-2 F3		1-1 F7		0-0 F8		3-3 K	3 0 0 0 0 0 3 0 0 0 0 0 0 0 1 0 1 0 0 0 0 0 1 0												
Deivi Cruz, R OBP: 0.305, SLG: 0.385		1-1 BB 1B	2-0 PB 1B		1-1 F3			1-3 K	1-2 2B 1B	5 3 3 0 0 1 1												
Tom Lampkin, L OBP: 0.289, SLG: 0.343		4-2 1B BB FC3-6 BB	1-3 K BB 1B		1-2 HR			2-2 G1-3	2-3 K	4 2 1 1 1 2 2												
Brett Tomko, R OBP: 0.229, SLG: 0.255 Gene Kingsale, S OBP: 0.362, SLG: 0.489		4-2 FC3-6 1B BB	0-1 L4		0-0 G6-3			2-1 L4	3-2 HR 2B	1 1 0 0 1 0 2 3 1 1 1 0 0 0												
<b>Inning Stats</b>	R: 1 E: 0 K: 1 S: 16	H: 2 LOB: 2 BB: 1 P: 29	R: 3 E: 0 K: 1 S: 18	H: 3 LOB: 2 BB: 2 P: 34	R: 1 E: 0 K: 1 S: 12	H: 2 LOB: 3 BB: 1 P: 20	R: 0 E: 1 K: 1 S: 9	H: 0 LOB: 1 BB: 0 P: 12	R: 1 E: 0 K: 2 S: 15	H: 2 LOB: 1 BB: 0 P: 22	R: 0 E: 0 K: 2 S: 7	H: 0 LOB: 0 BB: 0 P: 11	R: 0 E: 0 K: 1 S: 8	H: 0 LOB: 0 BB: 0 P: 13	R: 1 E: 0 K: 1 S: 15	H: 2 LOB: 1 BB: 0 P: 21	R: 3 E: 0 K: 2 S: 23	H: 3 LOB: 0 BB: 0 P: 36	1B: 8 2B: 4 3B: 0 HR: 2	SF: 0 SAC: 0 DP: 0 HBP: 0	WP: 0 PB: 2 SB: 1 CS: 0	PA: 47
<b>PITCHER</b>	IP WLS BF H R ER SO BB IBB HBP BLK WP HR S P ERA WHIP																					
Jared Fernandez, R ERA: 4.17	(1, 1) 3.0																					
Jose Rijo, R ERA: 4.91	(4, 1) 2.0																					
John Riedling, R ERA: 1.78	(6, 1) 2.0 W																					
Gabe White, L ERA: 2.88	(8, 1) 1.0																					
Scott Sullivan, R ERA: 5.17	(9, 1) 1.0																					

San Diego Padres @ Cincinnati Reds  
Cinergy Field, Cincinnati, OH  
Fri Aug 09 2002, 7:10 PM EDT  
Att. 22,708 - Sunny - 86 F

AB	43
R	10
H	14
RBI	10
BB	4
SO	10
LOB	27



Batter	1	2	3	4	5	6	7	8	9	AB	R	H	RBI	BB	SO	LOB
Todd Walker, L (1, 4) OBP: 0.341, SLG: 0.413										5	2	3	0	0	0	1
Aaron Boone, R (1, 5) OBP: 0.322, SLG: 0.451										5	3	4	5	0	1	1
Ken Griffey Jr., L (1, 8) OBP: 0.375, SLG: 0.438										4	1	1	0	1	2	3
Adam Dunn, L (1, 7) OBP: 0.444, SLG: 0.542										3	1	1	0	2	0	1
Austin Kearns, R (1, 9) OBP: 0.391, SLG: 0.455										4	1	2	1	1	1	3
Sean Casey, L (1, 3) OBP: 0.339, SLG: 0.360										4	1	1	2	0	0	4
Barry Larkin, R (1, 6) OBP: 0.311, SLG: 0.371										4	1	1	1	0	0	0
Jason LaRue, R (1, 2) OBP: 0.308, SLG: 0.361										4	1	1	2	0	1	0
Jared Fernandez, R (1, 1) OBP: 0.220, SLG: 0.222										0	1	0	0	1	0	0
Juan Castro, R (3, PH) OBP: 0.174, SLG: 0.143										1	0	0	0	0	1	0
Jose Kijo, R (4, 1) OBP: 0.125, SLG: 0.125										0	0	0	0	0	0	0
Brandon Larson, R (5, PH) OBP: 0.333, SLG: 0.511										1	0	0	0	0	0	0
John Riedling, R (6, 1)										0	0	0	0	0	0	0
Reggie Taylor, L (7, PH) OBP: 0.276, SLG: 0.460										1	0	0	0	0	1	0
Gabe White, L (8, 1)										0	0	0	0	0	0	0
Scott Sullivan, R (9, 1) OBP: 0.333, SLG: 0.333										0	0	0	0	0	0	0

Inning Stats	R: 9	H: 7	E: 0	LOB: 0	K: 1	S: 22	P: 41	R: 0	H: 0	E: 0	LOB: 0	K: 1	S: 8	R: 0	H: 0	E: 0	LOB: 0	K: 1	S: 5	R: 1	H: 2	E: 0	LOB: 2	K: 0	S: 11	R: 0	H: 0	E: 0	LOB: 0	K: 0	S: 6	R: 2	H: 3	E: 0	LOB: 1	K: 2	S: 19	R: 0	H: 0	E: 0	LOB: 0	K: 2	S: 7	R: 0	H: 2	E: 0	LOB: 2	K: 0	S: 10	R: 0	H: 2	E: 0	LOB: 0	K: 0	S: 17	1B: 7	SF: 0	2B: 4	SAC: 0	3B: 0	DP: 2	HR: 4	HBP: 0	WP: 1	PA: 41	PB: 1	SB: 0	CS: 0
--------------	------	------	------	--------	------	-------	-------	------	------	------	--------	------	------	------	------	------	--------	------	------	------	------	------	--------	------	-------	------	------	------	--------	------	------	------	------	------	--------	------	-------	------	------	------	--------	------	------	------	------	------	--------	------	-------	------	------	------	--------	------	-------	-------	-------	-------	--------	-------	-------	-------	--------	-------	--------	-------	-------	-------

PITCHER	IP	WLS	BF	H	R	ER	SO	BB	IBB	HBP	BLK	WP	HR	S	P	ERA	WHIP
Brett Tomko, R (1, 1) ERA: 4.46	3.1	L	22	9	10	10	3	3	0	0	0	0	4	42	74	27.00	3.600
Jason Kershner, L (4, 1) ERA: 6.1	1.2		5	0	0	0	1	0	0	0	0	0	0	10	19	0.00	0.600
Kevin Walker, L (6, 1) ERA: 18.0	1.0		6	3	2	2	2	0	0	0	0	1	0	19	28	18.00	3.000
Jeremy Fikac, R (7, 1) ERA: 4.88	2.0		8	2	0	0	2	1	0	0	0	0	0	17	26	0.00	1.500

**BOTTOM**

**San Diego Padres @ Cincinnati Reds**  
Cinergy Field, Cincinnati, OH

Fri Aug 09 2002, 7:10 PM EDT  
Att. 22,708 - Sunny - 86 F

AB	36
R	12
H	14
RBI	11
BB	5
SO	7
LOB	13

Batter	1	2	3	4	5	6	7	8	9	AB R H RBI BB SO LOB	TOP													
Ramón Vázquez, L OBP: 0.347, SLG: 0.350 (1, 4) (6, 6)	2-2 FC3-6 1B		1-1 G4-3		3-2 WP BB 1B		1-2 DI 1B			4 0 3 0 0 0 0	<b>San Diego Padres @ Cincinnati Reds</b> Cinergy Field, Cincinnati, OH Sat Aug 10 2002, 7:10 PM EDT Att. 40,814 - Sunny - 92 F													
Mark Kotsay, L OBP: 0.367, SLG: 0.456 (1, 8)	0-2 FC3-6 BB BB 1-2f		0-0 P5		4-1 WP BB		3-3 K			3 0 0 0 1 1 2														
Ryan Klesko, L OBP: 0.386, SLG: 0.514 Brian Buchanan, R OBP: 0.301, SLG: 0.429 (1, 3) (7, 3)	4-1 BB 1-2 BB		2-2 1B		4-2 FC6-4 BB		2-3 K 1-2			2 0 1 0 2 1 1 0 0 0 0 0 0 0														
Phil Nevin, R OBP: 0.343, SLG: 0.445 Trenidad Hubbard, R OBP: 0.281, SLG: 0.259 (1, 5) (7, 5)	1-3 K		1-3 K		2-2 FC6-4 1-2f			0-1 G6-3		3 0 0 0 0 2 6 1 0 0 0 0 0 0														
Gene Kingsale, S OBP: 0.357, SLG: 0.473 (1, 7)	4-2 1-2 2-3 BB			2-3 K		2-3 K		2-3 K		3 0 0 0 1 3 0														
Bubba Trammell, R OBP: 0.320, SLG: 0.354 (1, 9)	3-2 G5-3			1-3 K		0-0 1B		2-2 G1-3		4 0 1 0 0 1 3														
Deivi Cruz, R OBP: 0.303, SLG: 0.382 Brandon Villafuerte, R Tom Lampkin, L OBP: 0.288, SLG: 0.341 (1, 6) (6, 1) (9, PH)		0-0 L9		0-3 K		1-0 F8		1-1 G3-1		3 0 0 0 0 1 1 0 0 0 0 0 0 0 1 0 0 0 0 0 0														
Wil Nieves, R OBP: 0.250, SLG: 0.216 (1, 2)		1-2 F9			2-2 G2-3		0-0 F8		0-3 K	4 0 0 0 0 1 1														
Bobby Jones, R OBP: 0.156, SLG: 0.156 Julius Matos, R OBP: 0.294, SLG: 0.319 (1, 1) (6, 4)		2-1 L7			0-0 F9		2-2 G5-3		0-1 G5-3	2 0 0 0 0 0 0 2 0 0 0 0 0 0														
<b>Inning Stats</b>	R: 0 E: 0 K: 1 S: 18	H: 1 LOB: 3 BB: 2 P: 32	R: 0 E: 0 K: 0 S: 7	H: 0 LOB: 0 BB: 0 P: 10	R: 0 E: 0 K: 1 S: 9	H: 1 LOB: 1 BB: 0 P: 13	R: 0 E: 0 K: 3 S: 10	H: 0 LOB: 0 BB: 0 P: 13	R: 0 E: 0 K: 0 S: 15	H: 1 LOB: 3 BB: 2 P: 30		R: 0 E: 0 K: 1 S: 6	H: 1 LOB: 1 BB: 0 P: 9	R: 0 E: 0 K: 2 S: 15	H: 1 LOB: 1 BB: 0 P: 23	R: 0 E: 0 K: 1 S: 8	H: 0 LOB: 0 BB: 0 P: 12	R: 0 E: 0 K: 1 S: 7	H: 0 LOB: 0 BB: 0 P: 8	1B: 5 2B: 0 3B: 0 HR: 0	SF: 0 SAC: 0 DP: 0 HBP: 0	WP: 1 PB: 0 SB: 0 CS: 0	PA: 36	
<b>PITCHER</b> Ryan Dempster, R ERA: 5.67 Bruce Chen, L ERA: 5.6 Joey Hamilton, R ERA: 5.44	IP 6.0 1.0 2.0	WLS W 4 6	BF 26 4 6	H 4 1 0	R 0 0 0	ER 0 0 0	SO 6 2 2	BB 4 0 0	IBB 0 0 0	HBP 0 0 0	BLK 0 0 0	WP 1 0 0	HR 0 0 0	S 65 15 15	P 107 23 20	ERA 0.00 0.00 0.00	WHIP 1.333 1.000 0.000						<b>PITCHER</b>	

<b>AB</b>	32
<b>R</b>	0
<b>H</b>	5
<b>RBI</b>	0
<b>BB</b>	4
<b>SO</b>	10
<b>LOB</b>	14





Batter	1	2	3	4	5	6	7	8	9
Todd Walker, L OBP: 0.342, SLG: 0.420 (1, 4)	1-3 K 1B	1-1 F7		0-0 F8		0-1 HR	3-2 1B		
Aaron Boone, R OBP: 0.321, SLG: 0.451 (1, 6) (7, 5)	1-3 K	0-0 1B 2B		0-1 G6-3		1-3 K	0-3 K		
Ken Griffey Jr., L OBP: 0.378, SLG: 0.440 Juan Castro, R OBP: 0.170, SLG: 0.140 (1, 8) (7, 6)	2-2 BB 1B	0-0 FC4-6 1B		2-3 K		0-0 G3	0-1 G4-3		
Adam Dunn, L OBP: 0.444, SLG: 0.540 (1, 7)	3-2 BB 1B	0-0 FC4-6 1B			1-3 K	2-1 E S 2B 1B		1-0 G4-3	
Austin Kearns, R OBP: 0.394, SLG: 0.459 (1, 9)	4-2 BB		1-2 F3		1-1 2B SF7 1B	2-2 2B 2B		0-3 K	
Sean Casey, L OBP: 0.345, SLG: 0.376 (1, 3)	1-3 K		0-0 1B 2B		0-1 2B	1-0 2B		1-2 1B	
Russell Branyan, L OBP: 0.325, SLG: 0.455 Bruce Chen, L OBP: 0.357, SLG: 0.429 Joey Hamilton, R OBP: 0.222, SLG: 0.308 (1, 5) (7, 1) (8, 1)	3-2 F7		1-3 K		4-1 BB	1-3 K		0-3 K	
Jason LaRue, R OBP: 0.314, SLG: 0.383 (1, 2)		1-1 2B 2B	0-2 1B		0-0 SF7		1-2 HR		
Ryan Dempster, R OBP: 0.170, SLG: 0.200 Reggie Taylor, L OBP: 0.274, SLG: 0.457 (1, 1) (7, 8)		0-1 F2	0-2 G4-3		1-3 K		1-2 P6		

Inning Stats	R: 1	H: 2	E: 0	K: 3	S: 24	R: 2	H: 3	E: 0	K: 0	S: 9	R: 1	H: 2	E: 0	K: 1	S: 14	R: 0	H: 0	E: 0	K: 1	S: 6	R: 1	H: 2	E: 0	K: 2	S: 12	R: 3	H: 4	E: 0	K: 2	S: 18	R: 1	H: 2	E: 0	K: 1	S: 14	R: 0	H: 1	E: 0	K: 2	S: 11
	LOB: 3	BB: 1	P: 39			LOB: 1	BB: 0	P: 11			LOB: 1	BB: 0	P: 16			LOB: 0	BB: 0	P: 8			LOB: 2	BB: 1	P: 19			LOB: 1	BB: 0	P: 25			LOB: 1	BB: 0	P: 19			LOB: 1	BB: 0	P: 13		

PITCHER	IP	WLS	BF	H	R	ER	SO	BB	IBB	HBP	BLK	WP	HR	S	P	ERA	WHIP
Bobby Jones, R ERA: 5.28 (1, 1)	5.2	L	32	12	8	7	8	2	0	0	0	0	1	79	112	11.12	2.471
Brandon Villafuerte, R ERA: 0.77 (6, 1)	2.1		11	4	1	1	4	0	0	0	0	0	1	29	38	3.86	1.714

**BOTTOM**

**San Diego Padres @ Cincinnati Reds**  
Cinergy Field, Cincinnati, OH

Sat Aug 10 2002, 7:10 PM EDT  
Att. 40,814 - Sunny - 92 F

AB	R	H	RBI	BB	SO	LOB
5	2	2	1	0	1	1
5	1	1	1	0	3	2
4	0	2	1	0	1	0
1	0	0	0	0	0	1
5	1	2	1	0	1	1
4	2	2	1	1	1	0
5	1	4	1	0	1	3
3	0	0	0	1	2	5
0	0	0	0	0	0	0
1	0	0	0	0	1	1
3	2	3	3	0	0	0
3	0	0	0	0	1	4
1	0	0	0	0	0	0

AB	40
R	9
H	16
RBI	9
BB	2
SO	12
LOB	18

WP: 0 PA: 43  
PB: 1  
SB: 1  
CS: 0



1B	8	SF	1
2B	6	SAC	0
3B	0	DP	0
HR	2	HBP	0

Batter	1	2	3	4	5	6	7	8	9	10	11	12	AB	R	H	RBI	BB	SO	LOB	TOP				
Ramón Vázquez, L OBP: 0.351, SLG: 0.362 Trevor Hoffman, R (9, 1) Trenidad Hubbard, R OBP: 0.279, SLG: 0.257 Brandon Villafuerte, R (11, 1)	3-2 F9 HR 2B		0-2 CS 1B		0-2 F9-3 1-2			0-2 F8 SF7 2B 1-H	0-2 G4-3		3-2 L6		5	2	3	1	0	0	1	0				
Mark Kotsay, L OBP: 0.366, SLG: 0.453 Kevin Walker, L (8, 1) Julius Matos, R OBP: 0.303, SLG: 0.324 (9, 4)	1-0 F9 2-3		3-3 K 1-2			2-1 F9 2-3		1-0 HBP		4-1 G6-3 BB		0-0 G6-4-3 1B	3	0	0	0	0	1	2	0				
Ryan Klesko, L OBP: 0.383, SLG: 0.517 (1, 3)	1-1 HR		3-2 F8			2-3 K 2-3		1-1 F8 2-3		2-3 K		2-2 P4	6	1	1	2	0	2	4					
Phil Nevin, R OBP: 0.339, SLG: 0.444 (1, 5)	0-1 G4-3			0-0 2B		1-2 F8		1-2 SF7 3-H		1-1 G6-3 1-2f		1-1 G6-4-3 1-2f	5	0	1	1	0	0	2					
Ron Gant, R OBP: 0.347, SLG: 0.510 (1, 7)	2-2 G6-3			3-3 K 2B				1-1 G6-4-3 BB		1-1 L1		4-2 G1-3 SH3 BB	3	0	0	0	2	1	2					
Deivi Cruz, R OBP: 0.305, SLG: 0.384 (1, 6)		0-0 2B		0-0 F8				1-1 G6-4-3 1-2f		4-0 WP HR BB		0-0 SH3 1-2	3	1	1	0	1	0	2					
Bubba Trammell, R OBP: 0.321, SLG: 0.374 (1, 9)	0-0 F9		0-1 F8					3-1 HR		1-2 HR		1-1 G1-3 2-3	5	2	2	3	0	0	3					
Tom Lampkin, L OBP: 0.286, SLG: 0.335 (1, 2)		1-2 G1-3			0-1 P6			1-3 K		0-1 L4		4-2 S BB	4	0	0	0	1	1	1					
Bobby Jones, R OBP: 0.306, SLG: 0.487 (8, 8) Brian Buchanan, R OBP: 0.298, SLG: 0.432 Jason Kershner, L (5, 1) Jeremy Fikac, R (6, 1) Mike Holtz, L (6, 1) Tom Davey, R (7, 1) Gene Kingsale, S (8, PH)	3-2 G1-3		3-2 G1-3		0-2 F9-3 1B			4-2 2B BB		2-1 L8		4-2 BB	1	0	0	0	0	0	1					
<b>Inning Stats</b>	R: 2 E: 0 K: 0 S: 11	H: 2 LOB: 0 BB: 0 P: 18	R: 0 E: 0 K: 0 S: 12	H: 1 LOB: 1 BB: 0 P: 16	R: 0 E: 0 K: 1 S: 7	H: 1 LOB: 1 BB: 0 P: 10	R: 0 E: 0 K: 1 S: 8	H: 1 LOB: 0 BB: 0 P: 8	R: 0 E: 0 K: 1 S: 8	H: 0 LOB: 0 BB: 0 P: 13	R: 1 E: 0 K: 1 S: 8	H: 1 LOB: 0 BB: 1 P: 17	R: 2 E: 0 K: 0 S: 13	H: 1 LOB: 1 BB: 1 P: 21	R: 0 E: 0 K: 1 S: 10	H: 0 LOB: 0 BB: 1 P: 15	R: 0 E: 0 K: 0 S: 14	H: 0 LOB: 3 BB: 3 P: 30	R: 0 E: 0 K: 0 S: 6	H: 1 LOB: 0 BB: 0 P: 9	1B: 3 2B: 5 3B: 0 HR: 3	SF: 1 SAC: 1 DP: 4 HBP: 1	WP: 1 PB: 0 SB: 1 CS: 1	PA: 49
<b>PITCHER</b>	IP WLS BF H R ER SO BB IBB HBP BLK WP HR S P ERA WHIP	(1, 1) 6.0 22 6 2 2 3 0 0 0 0 0 1 57 81 3.00 1.000	(7, 1) 1.0 5 1 2 2 1 2 0 0 0 0 0 1 10 23 18.00 3.000	(8, 1) 0.1 3 1 0 0 0 0 0 1 0 0 0 0 5 7 0.00 3.000	(8, 1) 1.2 B 7 1 3 3 0 1 0 0 0 1 1 16 25 16.20 1.200	(10, 1) 2.0 9 0 0 0 1 4 0 0 0 0 0 0 22 45 0.00 2.000	<b>PITCHER</b>	IP WLS BF H R ER SO BB IBB HBP BLK WP HR S P ERA WHIP	(12, 1) 1.0 3 3 1 0 0 0 0 0 0 0 0 1 9 9 0.00 1.000															

San Diego Padres @ Cincinnati Reds  
Cinergy Field, Cincinnati, OH

Sun Aug 11 2002, 1:15 PM EDT  
Att. 28,657 - Sunny - 90 F

livebaseballscorecards.com

AB	39
R	7
H	10
RBI	7
BB	7
SO	5
LOB	21

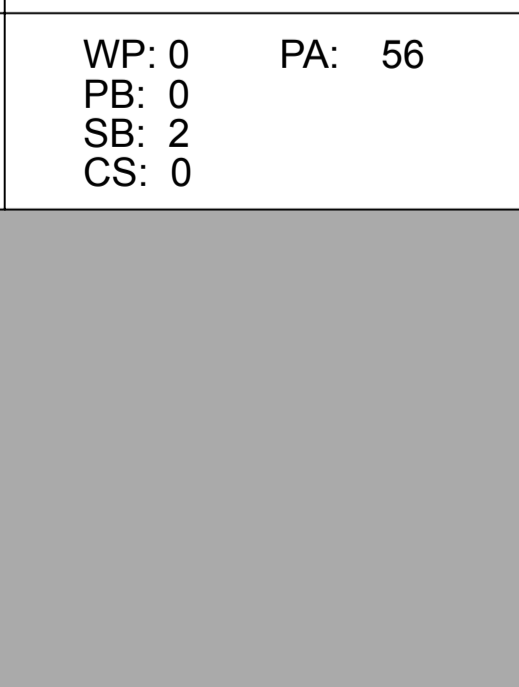


Batter	1	2	3	4	5	6	7	8	9	10	11	12	AB	R	H	RBI	BB	SO	LOB
Todd Walker, L OBP: 0.343, SLG: 0.425	(1, 4) 2-2 G3		(1, 4) 3-2 G4-3		(1, 4) 1-1 F8 1B	(1, 4) 1-1 BB 1B		(1, 4) 2-0 F8		(1, 4) 0-0 G4-3		(1, 4) 2-1 HR 2B	7	2	3	1	0	0	1
Aaron Boone, R OBP: 0.322, SLG: 0.458	(1, 5) 1-1 S 2B		(1, 5) 3-2 P6		(1, 5) 2-3 K	(1, 5) 4-2 BB 1B		(1, 5) 2-1 G1-3		(1, 5) 1-1 P3		(1, 5) 0-2 HR	6	1	2	2	1	1	2
Ken Griffey Jr., L OBP: 0.376, SLG: 0.433	(7, 1) 4-0 BB		(7, 1) 1-3 K		(7, 1) 0-2 F8	(7, 1) 2-2 SF8								2	0	0	1	1	1
Scott Williamson, R OBP: 0.344, SLG: 0.429	(8, 1) BB													0	0	0	0	0	0
Gabe White, L OBP: 0.344, SLG: 0.429	(8, 1) BB													0	0	0	0	0	0
Danny Graves, R OBP: 0.344, SLG: 0.429	(9, PH) BB													1	0	0	0	0	1
Kelly Stinnett, R OBP: 0.344, SLG: 0.429	(10, 1) BB													0	0	0	0	0	0
John Riedling, R OBP: 0.327, SLG: 0.455	(11, PH) BB													0	0	0	0	1	0
Russell Branyan, L OBP: 0.327, SLG: 0.455	(12, 5) BB													0	0	0	0	1	0
Adam Dunn, L OBP: 0.444, SLG: 0.537	(1, 7) 1-3 K				(1, 7) 0-0 HR 1B	(1, 7) 4-2 S 1B BB		(1, 7) 1-3 K		(1, 7) 4-2 BB BB		(1, 7) 0-3 K	4	2	1	0	2	3	5
Austin Kearns, R OBP: 0.401, SLG: 0.461	(1, 9) 4-2 BB				(1, 9) 4-0 HR 1B	(1, 9) 3-2 BB 1B		(1, 9) 3-3 K		(1, 9) 4-1 BB BB		(1, 9) 2-2 HBP 1B	3	1	2	2	3	1	0
Sean Casey, L OBP: 0.345, SLG: 0.371	(1, 3) 0-0 P4				(1, 3) 1-2 HR BB	(1, 3) 1-0 BB 1B		(1, 3) 4-2 BB		(1, 3) 1-0 F8		(1, 3) 1-0 HBP 1B	4	0	0	0	1	1	8
Barry Larkin, R OBP: 0.311, SLG: 0.379	(1, 6) 0-1 P4				(1, 6) 2-2 HR	(1, 6) 0-1 F7		(1, 6) 3-1 F9		(1, 6) 3-3 K		(1, 6) 1-3 K	3	1	1	3	0	0	0
Juan Castro, R OBP: 0.160, SLG: 0.130	(7, 6) 1-0 L7				(7, 6) 2-0 L7	(7, 6) 2-0 1B 2B		(7, 6) 0-3 K		(7, 6) 0-1 G6-3		(7, 6) 0-0 F8	6	1	1	0	0	1	4
Jose Rijo, R OBP: 0.125, SLG: 0.125	(12, 1) 1-1 P4				(12, 1) 1-3 K	(12, 1) 4-2 BB 1B SF8 BB		(12, 1) 3-3 K		(12, 1) 1-1 G4-3 2B		(12, 1) 0-1 F8	2	0	0	0	0	1	0
Jason LaRue, R OBP: 0.311, SLG: 0.382	(1, 2) 1-0 L7				(1, 2) 2-0 L7									0	1	0	0	1	0
Brian Moehler, R OBP: 0.275, SLG: 0.461	(6, PH) 1-1 P4				(6, PH) 1-3 K									3	0	1	0	0	1
Brandon Larson, R OBP: 0.346, SLG: 0.511	(7, 8) 1-1 P4				(7, 8) 1-3 K									3	0	1	0	0	1
Reggie Taylor, L OBP: 0.275, SLG: 0.461																			

Inning Stats	R: 0	H: 1	E: 0	LOB: 3	K: 1	S: 12	R: 0	H: 0	E: 0	LOB: 0	K: 0	S: 5	R: 0	H: 0	E: 0	LOB: 0	K: 1	S: 9	R: 3	H: 2	E: 0	LOB: 0	K: 2	S: 12	R: 2	H: 2	E: 0	LOB: 1	K: 1	S: 17	R: 0	H: 2	E: 0	LOB: 2	K: 1	S: 17	R: 0	H: 0	E: 0	LOB: 1	K: 2	S: 11	R: 0	H: 0	E: 0	LOB: 0	K: 1	S: 7	R: 0	H: 0	E: 0	LOB: 2	K: 2	S: 12	R: 0	H: 1	E: 0	LOB: 1	K: 0	S: 7	R: 0	H: 1	E: 0	LOB: 3	K: 2	S: 12	R: 2	H: 2	E: 0	LOB: 0	K: 0	S: 7	1B: 4	2B: 5	3B: 0	HR: 2	SF: 1	SAC: 0	DP: 0	HBP: 1	WP: 0	PA: 56
--------------	------	------	------	--------	------	-------	------	------	------	--------	------	------	------	------	------	--------	------	------	------	------	------	--------	------	-------	------	------	------	--------	------	-------	------	------	------	--------	------	-------	------	------	------	--------	------	-------	------	------	------	--------	------	------	------	------	------	--------	------	-------	------	------	------	--------	------	------	------	------	------	--------	------	-------	------	------	------	--------	------	------	-------	-------	-------	-------	-------	--------	-------	--------	-------	--------

PITCHER	IP	WLS	BF	H	R	ER	SO	BB	IBB	HBP	BLK	WP	HR	S	P	ERA	WHIP
Bobby Jones, L ERA: 5.18	(1, 1) 4.0		18	3	3	3	4	3	0	0	0	0	1	38	69	6.75	1.500
Jason Kershner, L ERA: 8.49	(5, 1) 1.1		10	4	4	4	1	2	0	0	0	0	0	24	42	27.00	4.500
Jeremy Fikac, R ERA: 4.88	(6, 1) 0.0		1	0	0	0	0	1	0	0	0	0	0	3	7	∞	∞
Mike Holtz, L ERA: 5.02	(6, 1) 0.2		2	0	0	0	1	0	0	0	0	0	0	7	10	0.00	0.000
Tom Davey, R ERA: 5.65	(7, 1) 1.0		4	0	0	0	2	1	0	0	0	0	0	11	21	0.00	1.000

BOTTOM	
San Diego Padres @ Cincinnati Reds	livebaseballscorecards.com
AB 44	
R 9	
H 11	
RBI 9	
BB 10	
SO 13	
LOB 27	
WP: 0	PA: 56
PB: 0	
SB: 2	
CS: 0	



San Diego Padres @ Cincinnati Reds  
Cinergy Field, Cincinnati, OH  
Sun Aug 11 2002, 1:15 PM EDT  
Att: 28,657 - Sunny - 90 F

Batter	1	2	3	4	5	6	7	8	9	AB R H RBI BB SO LOB	TOP											
Ramón Vázquez, L (1, 4) OBP: 0.352, SLG: 0.360	4-1 SH1-3 1B BB	0-0 F7		2-1 1B SF8 1B	1-2 G6-4-3			3-3 K		4 2 1 0 1 1 2												
Gene Kingsale, S (1, 8) OBP: 0.362, SLG: 0.458	1-0 SH1-3 1-2	1-2 G5-3		3-2 SF8 1B 1-2 2-3		2-2 G3		3-2 P2		4 0 1 0 0 0 1												
Ryan Klesko, L (1, 3) OBP: 0.383, SLG: 0.518	0-0 F9	2-1		0-0 1B 1-2 2-3 3-H		2-3 K			0-3 K	5 0 2 1 0 2 1												
Phil Nevin, R (1, 5) OBP: 0.337, SLG: 0.438	4-2 1B E BB	2-3 K		1-3 K		1-3 K			3-3 K	4 1 0 0 1 4 4												
Ron Gant, R (1, 7) OBP: 0.344, SLG: 0.505	0-2 1B E 1-3 2-H		0-0 L1	2-2 SF8			1-2 F9		1-2 G6-3	4 1 1 2 0 0 0												
Deivi Cruz, R (1, 6) OBP: 0.304, SLG: 0.383	1-2 E5 1B 1-2 3-H		0-1 1B	1-1 F7			0-0 G6-3			4 1 1 0 0 0 3												
Bubba Trammell, R (1, 9) OBP: 0.323, SLG: 0.382	0-1 1B 1-3 2-H		1-2 F7		0-2 SF8 3B		1-1 P4			4 1 2 1 0 0 1												
Tom Lampkin, L (1, 2) OBP: 0.285, SLG: 0.335	1-1 1B 1-2 3-H		1-1 L8		0-1 SF8			0-0 G4-3		3 0 1 2 0 0 1												
44 Jake Peavy, R (1, 1) OBP: 0.333, SLG: 0.500	3-2 F9			0-0 1B 1B				3-2 2B		4 1 3 0 0 0 2												
Tom Davey, R (9, 1)										0 0 0 0 0 0 0												
Trevor Hoffman, R (9, 1)										0 0 0 0 0 0 0												
<b>Inning Stats</b>	R: 4 E: 1 K: 0 S: 21	H: 3 LOB: 2 BB: 2 P: 35	R: 0 E: 0 K: 1 S: 11	H: 1 LOB: 1 BB: 0 P: 16	R: 0 E: 0 K: 0 S: 9	H: 1 LOB: 1 BB: 0 P: 10	R: 2 E: 0 K: 1 S: 15	H: 4 LOB: 2 BB: 0 P: 24	R: 1 E: 0 K: 0 S: 11	H: 2 LOB: 0 BB: 0 P: 13	R: 0 E: 0 K: 2 S: 10	H: 0 LOB: 0 BB: 0 P: 15	R: 0 E: 0 K: 0 S: 6	H: 0 LOB: 0 BB: 0 P: 8	R: 0 E: 0 K: 1 S: 13	H: 1 LOB: 1 BB: 0 P: 22	R: 0 E: 0 K: 2 S: 9	H: 0 LOB: 0 BB: 0 P: 13	1B: 9 2B: 2 3B: 1 HR: 0	SF: 2 SAC: 1 DP: 1 HBP: 0	WP: 0 PB: 0 SB: 0 CS: 0	PA: 41
<b>PITCHER</b>	IP WLS BF H R ER SO BB IBB HBP BLK WP HR S P ERA WHIP																					
Steve Trachsel, R (1, 1) ERA: 3.74	3.0 L 21 9 6 3 1 2 0 0 0 0 0 0 48 73 9.00 3.667																					
Scott Strickland, R (4, 1) ERA: 4.06	1.0 3 0 0 0 1 0 0 0 0 0 0 0 8 12 0.00 0.000																					
Jeff D'Amico, R (5, 1) ERA: 5.17	4.0 14 3 1 1 3 0 0 0 0 0 0 0 40 58 2.25 0.750																					
Armando Benitez, R (9, 1) ERA: 2.52	1.0 3 0 0 0 2 0 0 0 0 0 0 0 9 13 0.00 0.000																					

San Diego Padres @ New York Mets  
Shea Stadium, Flushing, NY  
Tue Aug 13 2002, 7:10 PM EDT  
Att. 31,672 - Sunny - 92 F

livebaseballscorecards.com

AB	36
R	7
H	12
RBI	6
BB	2
SO	7
LOB	15



BOTTOM

San Diego Padres @ New York Mets  
Shea Stadium, Flushing, NY  
Tue Aug 13 2002, 7:10 PM EDT  
Att. 31,672 - Sunny - 92 F

livebaseballscorecards.com

AB 32  
R 2  
H 5  
RBI 2  
BB 2  
SO 7  
LOB 9



WP: 0 PA: 36  
PB: 0  
SB: 0  
CS: 0

AB R H RBI BB SO LOB

4 0 1 0 0 0 0

4 0 0 0 0 0 1

3 0 1 0 0 2 0

3 1 1 0 0 0 0

3 0 0 0 1 2 2

4 0 1 0 0 0 2

3 1 1 1 0 0 1

3 0 0 1 1 0 0

1 0 0 0 0 1 0  
0 0 0 0 0 0 0  
1 0 0 0 0 1 0  
1 0 0 0 0 0 0  
0 0 0 0 0 0 0  
1 0 0 0 0 0 3

1B: 4 SF: 0  
2B: 0 SAC: 0  
3B: 0 DP: 0  
HR: 1 HBP: 2

1B: 4 SF: 0  
2B: 0 SAC: 0  
3B: 0 DP: 0  
HR: 1 HBP: 2

WP: 0 PA: 36  
PB: 0  
SB: 0  
CS: 0

Batter	1	2	3	4	5	6	7	8	9
Roger Cedeno, S (1, 7) OBP: 0.308, SLG: 0.346	2-1 G6-3			1-1 P6		0-1 G4-3		2-2 1B	
Timo Perez, L (1, 8) OBP: 0.328, SLG: 0.455	1-0 F9			1-2 G6-3		0-0 P6		1-1 F8	
Roberto Alomar, S (1, 4) OBP: 0.346, SLG: 0.388 Marco Scutaro, R (9, 4) OBP: 0.222, SLG: 0.444	2-3 K			1-1 HBP 1B		3-3 K		1-3 K	
Mo Vaughn, L (1, 3) OBP: 0.340, SLG: 0.447			0-1 G6-3	1-1		1-2 P5		3-2 HBP BB 1B	
Jeremy Burnitz, L (1, 9) OBP: 0.310, SLG: 0.331			2-3 K	2-2 F8		2-3 K		4-2 BB HBP BB	
Ty Wigginton, R (1, 5) OBP: 0.385, SLG: 0.474			0-2 P4			0-0 F8 1B		1-1 F8	
Vance Wilson, R (1, 2) OBP: 0.307, SLG: 0.412			1-1 F9			2-1 HR		3-0 BB HBP	
Rey Ordonez, R (1, 6) OBP: 0.279, SLG: 0.326			0-2 G6-3			0-2 G1-3		0-1 G6-3	
Steve Trachsel, R (1, 1) OBP: 0.147, SLG: 0.206 Scott Strickland, R (4, 1) Jeff D'Amico, R (5, 1) Tony Tarasco, L (8, PH) Armando Benitez, R (9, 1) John Valentin, R (9, PH) OBP: 0.346, SLG: 0.380			1-3 K			1-3 K		3-2 P4	

Inning Stats	R: 0	H: 0	E: 0	K: 1	S: 6	LOB: 0	BB: 0	P: 11	R: 0	H: 0	E: 0	K: 1	S: 8	LOB: 0	BB: 0	P: 10	R: 0	H: 1	E: 0	K: 0	S: 11	LOB: 2	BB: 0	P: 17	R: 1	H: 1	E: 0	K: 1	S: 10	LOB: 0	BB: 0	P: 13	R: 0	H: 0	E: 0	K: 1	S: 6	LOB: 0	BB: 0	P: 9	R: 0	H: 1	E: 0	K: 1	S: 8	LOB: 1	BB: 0	P: 11	R: 0	H: 1	E: 0	K: 0	S: 11	LOB: 1	BB: 0	P: 17	R: 1	H: 1	E: 0	K: 1	S: 13	LOB: 3	BB: 2	P: 29	1B: 4	SF: 0	2B: 0	SAC: 0	3B: 0	DP: 0	HR: 1	HBP: 2	WP: 0	PA: 36
--------------	------	------	------	------	------	--------	-------	-------	------	------	------	------	------	--------	-------	-------	------	------	------	------	-------	--------	-------	-------	------	------	------	------	-------	--------	-------	-------	------	------	------	------	------	--------	-------	------	------	------	------	------	------	--------	-------	-------	------	------	------	------	-------	--------	-------	-------	------	------	------	------	-------	--------	-------	-------	-------	-------	-------	--------	-------	-------	-------	--------	-------	--------

PITCHER	IP	WLS	BF	H	R	ER	SO	BB	IBB	HBP	BLK	WP	HR	S	P	ERA	WHIP
44 Jake Peavy, R (1, 1) ERA: 4.3	8.1	W	32	5	2	2	7	1	0	1	0	0	1	77	115	2.16	0.720
Tom Davey, R (9, 1) ERA: 5.52	0.1		3	0	0	0	0	1	0	1	0	0	0	2	10	0.00	3.000
Trevor Hoffman, R (9, 1) ERA: 2.89	0.1	S	1	0	0	0	0	0	0	0	0	0	0	2	2	0.00	0.000

Batter	1	2	3	4	5	6	7	8	9	AB R H RBI BB SO LOB	TOP											
Trenidad Hubbard, R OBP: 0.283, SLG: 0.272 (1, 8)	G5-3 3-2		SF8 2B 3-2		F7 2-1		E6 1-1		BB E 1B 1-2	5 1 2 0 0 0 0												
Julius Matos, R OBP: 0.293, SLG: 0.312 (1, 4)	K 1-3		K 0-3		F8 2-2		F7 0-0		E5 BB 1-2	5 0 0 0 0 2 3												
Phil Nevin, R OBP: 0.338, SLG: 0.439 (1, 5)	HR 1B 2-1		SF8 2-H 2-2		F9 0-0		G6-3 1B 0-1		K 1-3	4 2 2 1 0 1 2												
Ron Gant, R OBP: 0.353, SLG: 0.519 (1, 7)	HR 1-H 0-0		BB 4-2		HR BB 4-0		G6-3 1-3		BB 1-2 2-3	2 2 1 2 3 0 1												
Bubba Trammell, R OBP: 0.325, SLG: 0.391 Brandon Villafrute, R (8, 1) Ramón Vázquez, L OBP: 0.351, SLG: 0.359 (9, PH) Jeremy Fikac, R (9, 1) Trevor Hoffman, R (9, 1)	G5-3 1-0		F8 0-0		HR 1-H 2-0		1B IBB 4-0		G4-3 2-1	3 1 1 2 1 0 1 0 0 0 0 0 0 0 1 0 0 0 0 0 3 0 0 0 0 0 0 0 0 0 0 0 0 0 0												
Brian Buchanan, R OBP: 0.303, SLG: 0.434 (1, 3)			F9 2B 0-0		K 1-3		K 0-3			4 0 1 0 0 2 2												
Deivi Cruz, R OBP: 0.304, SLG: 0.382 (1, 6)			F9 P4 1-2		G5-3 1-0		G5-3 0-0		1B 1-3 3-H	4 0 1 1 0 0 1												
Wil Nieves, R OBP: 0.227, SLG: 0.195 (1, 2)			F7 P4 3-2		K 0-0		K 2-3		L4 1-1	4 0 0 0 0 1 3												
Brian Lawrence, R OBP: 0.172, SLG: 0.132 Mike Holtz, L (8, 1) Gene Kingsale, S OBP: 0.358, SLG: 0.454 (8, 9)			G5-3 K 0-3		G5-3 1-1		G1-3 1-2		G5-3 0-1	3 0 0 0 0 1 1 0 0 0 0 0 0 0 1 0 0 0 0 0 0												
<b>Inning Stats</b>	R: 2 E: 0 K: 1 S: 11	H: 2 LOB: 0 BB: 0 P: 18	R: 0 E: 0 K: 1 S: 12	H: 1 LOB: 1 BB: 0 P: 17	R: 1 E: 0 K: 1 S: 17	H: 1 LOB: 1 BB: 1 P: 26	R: 0 E: 0 K: 0 S: 4	H: 0 LOB: 0 BB: 0 P: 5	R: 0 E: 0 K: 0 S: 7	H: 0 LOB: 0 BB: 0 P: 12	R: 2 E: 0 K: 1 S: 7	H: 1 LOB: 0 BB: 1 P: 15	R: 0 E: 1 K: 1 S: 10	H: 0 LOB: 1 BB: 0 P: 14	R: 1 E: 0 K: 1 S: 12	H: 2 LOB: 2 BB: 1 P: 20	R: 0 E: 1 K: 1 S: 15	H: 1 LOB: 3 BB: 1 P: 24	1B: 4 2B: 2 3B: 0 HR: 2	SF: 1 SAC: 0 DP: 0 HBP: 0	WP: 1 PB: 0 SB: 1 CS: 0	PA: 41
<b>PITCHER</b>	IP WLS BF H R ER SO BB IBB HBP BLK WP HR S P ERA WHIP																					
Al Leiter, L ERA: 3.54 (1, 1)	7.0 L 29 5 5 5 5 2 0 0 0 0 0 2 68 107 6.43 1.000																					
Steve Reed, R ERA: 2.06 (8, 1)	1.0 6 2 1 1 1 0 1 0 0 1 0 12 20 9.00 2.000																					
David Weathers, R ERA: 2.83 (9, 1)	1.0 6 1 0 0 0 1 1 0 0 0 0 0 15 24 0.00 2.000																					

San Diego Padres @ New York Mets  
Shea Stadium, Flushing, NY  
Wed Aug 14 2002, 7:10 PM EDT  
Att. 26,210 - Sunny - 88 F

livebaseballscorecards.com

AB	36
R	6
H	8
RBI	6
BB	4
SO	7
LOB	17



Batter	1	2	3	4	5	6	7	8	9	AB	R	H	RBI	BB	SO	LOB
<b>Roberto Alomar, S</b> OBP: 0.347, SLG: 0.388 (1, 4)	2-3 K		0-1 FC4-6 1B		4-1 G5-4-3 BB		3-1 G6-3			3	0	1	0	1	1	1
<b>John Valentin, R</b> OBP: 0.349, SLG: 0.379 (1, 5)	2-2 1B HBP		2-0 FC4-6 1-2f		0-1 G5-4-3 1-2f			1-1 FC4-6 1B		3	0	1	0	0	0	3
<b>Timo Perez, L</b> OBP: 0.333, SLG: 0.460 (1, 8)	1-0 1B G6-3			1-1 E SF9 1B HBP		1-1 G4-3 G3 2B		0-2 FC4-6 1-2f		3	2	2	0	0	0	1
<b>Mo Vaughn, L</b> OBP: 0.340, SLG: 0.445 (1, 3)	0-1 G6-3 1-2f			2-1 E8 1-3 1B		0-1 G4-3 2-3		3-3 K		4	0	1	0	0	1	4
<b>Tony Tarasco, L</b> OBP: 0.277, SLG: 0.481 <b>Joe McEwing, R</b> OBP: 0.226, SLG: 0.290 (8, PH) (9, 9)		2-3 K		2-1 SF9		1-0 G3		0-1 F4		2	0	0	2	0	1	0
<b>Vance Wilson, R</b> OBP: 0.298, SLG: 0.398 (1, 2)		0-1 F9		3-H 0-2 F3		3-H 2-2 G3			1-3 K	4	0	0	0	0	1	1
<b>Roger Cedeno, S</b> OBP: 0.310, SLG: 0.346 (1, 7)		2-1 G4-3		2-2 G4-3			1-0 WP G1-3 1B		4-1 1B BB	3	0	1	0	1	0	1
<b>Rey Ordonez, R</b> OBP: 0.281, SLG: 0.331 (1, 6)			1-0 G6-3		1-2 SH1-3 2B		1-1 G1-3		0-1 G5-4-3 1B	4	0	2	0	0	0	1
<b>Al Leiter, L</b> OBP: 0.250, SLG: 0.179 <b>Jeromy Burnitz, L</b> OBP: 0.309, SLG: 0.330 <b>Steve Reed, R</b> <b>David Weathers, R</b> <b>Marco Scutaro, R</b> OBP: 0.200, SLG: 0.400 (1, 1) (7, PH) (8, 1) (9, 1) (9, PH)			2-3 K		2-0 SH1-3		1-3 K2-3		0-0 G5-4-3 1-2f	1	0	0	0	0	1	0

Inning Stats	R: 0	H: 1	E: 0	K: 1	S: 10	H: 1	LOB: 1	BB: 0	P: 15	R: 0	H: 0	E: 0	K: 1	S: 7	H: 0	LOB: 0	BB: 0	P: 11	R: 0	H: 1	E: 0	K: 1	S: 7	H: 1	LOB: 1	BB: 0	P: 12	R: 1	H: 1	E: 1	K: 0	S: 11	R: 0	H: 1	E: 0	K: 0	S: 7	R: 1	H: 1	E: 0	K: 0	S: 8	R: 0	H: 1	E: 0	K: 1	S: 9	R: 0	H: 1	E: 0	K: 1	S: 10	R: 0	H: 1	E: 0	K: 1	S: 7	R: 0	H: 1	E: 0	K: 1	S: 14	R: 0	H: 1	E: 0	K: 1	S: 15	R: 0	H: 1	E: 0	K: 1	S: 14	R: 0	H: 1	E: 0	K: 1	S: 12	1B: 6	SF: 1	2B: 2	SAC: 1	3B: 0	DP: 3	HR: 0	HBP: 2	WP: 1	PA: 36
--------------	------	------	------	------	-------	------	--------	-------	-------	------	------	------	------	------	------	--------	-------	-------	------	------	------	------	------	------	--------	-------	-------	------	------	------	------	-------	------	------	------	------	------	------	------	------	------	------	------	------	------	------	------	------	------	------	------	-------	------	------	------	------	------	------	------	------	------	-------	------	------	------	------	-------	------	------	------	------	-------	------	------	------	------	-------	-------	-------	-------	--------	-------	-------	-------	--------	-------	--------

PITCHER	IP	WLS	BF	H	R	ER	SO	BB	IBB	HBP	BLK	WP	HR	S	P	ERA	WHIP
<b>Brian Lawrence, R</b> ERA: 3.25 (1, 1)	7.0	W	29	7	2	1	4	1	0	0	0	1	0	61	100	1.29	1.143
<b>Mike Holtz, L</b> ERA: 4.91 (8, 1)	0.2		2	0	0	0	1	0	0	0	0	0	0	6	9	0.00	0.000
<b>Brandon Villafuerte, R</b> ERA: 2.03 (8, 1)	0.1		1	0	0	0	0	0	0	0	0	0	0	2	2	0.00	0.000
<b>Jeremy Fikac, R</b> ERA: 4.85 (9, 1)	0.1		3	1	0	0	1	1	0	0	0	0	0	6	11	0.00	6.000
<b>Trevor Hoffman, R</b> ERA: 2.85 (9, 1)	0.2	S	1	0	0	0	0	0	0	0	0	0	0	1	1	0.00	0.000

**BOTTOM**

**San Diego Padres @ New York Mets**  
Shea Stadium, Flushing, NY

Wed Aug 14 2002, 7:10 PM EDT  
Att: 26,210 - Sunny - 88 F

livebaseballscorecards.com

<b>AB</b>	<b>30</b>
<b>R</b>	<b>2</b>
<b>H</b>	<b>8</b>
<b>RBI</b>	<b>2</b>
<b>BB</b>	<b>2</b>
<b>SO</b>	<b>6</b>
<b>LOB</b>	<b>16</b>



San Diego Padres @ New York Mets  
Shea Stadium, Flushing, NY

Thu Aug 15 2002, 12:10 PM EDT  
Att. 27,182 - Sunny - 85 F

livebaseballscorecards.com

AB	39
R	5
H	11
RBI	5
BB	5
SO	7
LOB	23



WP:	0	PA:	44
PB:	0		
SB:	1		
CS:	0		

AB R H RBI BB SO LOB

3	1	2	1	2	0	0
5	0	1	0	0	1	7
5	0	2	1	0	0	0
3	1	1	0	2	1	0
5	1	0	0	0	2	4
5	1	3	2	0	0	2
4	0	0	0	1	1	4
0	0	0	0	0	0	0
5	1	1	1	0	0	3
3	0	1	0	0	1	1
1	0	0	0	0	1	2
0	0	0	0	0	0	0
0	0	0	0	0	0	0
0	0	0	0	0	0	0
0	0	0	0	0	0	0
0	0	0	0	0	0	0
0	0	0	0	0	0	0
1B:	9	SF:	0			
2B:	2	SAC:	0			
3B:	0	DP:	0			
HR:	0	HBP:	0			

Batter	1	2	3	4	5	6	7	8	9
Ramón Vázquez, L (1, 4) OBP: 0.358, SLG: 0.362	1-1 F8	4-2 BB		2-0 1B	1-1 1B		4-2 BB		
Gene Kingsale, S (1, 8) OBP: 0.351, SLG: 0.441	2-2 G4-3	3-3 K		2-2 1B	0-1 P4		0-0 G1-3		
Ryan Klesko, L (1, 3) OBP: 0.384, SLG: 0.519	0-1 2B		1-1 P6	1-0 1B		3-2 G3		0-1 G4-3	
Bubba Trammell, R (1, 9) OBP: 0.329, SLG: 0.391	4-2 BB		1-1 F8		4-1 2B	1-3 K		0-0 G6-3	
Deivi Cruz, R (1, 6) OBP: 0.300, SLG: 0.377	0-1 F9		2-1 E4		1-2 E3	0-3 K		2-3 K	
Tom Lampkin, L (1, 2) OBP: 0.291, SLG: 0.345		2-2 1B	2-0 F8		1-0 G1-3		3-1 F9	2-2 F9	
Trenidad Hubbard, R (1, 7) OBP: 0.280, SLG: 0.263		0-0 F8	1-1 FC6-4		0-2 G1-3		4-1 S	3-3 K	
Trevor Hoffman, R (9, 1)			1-2f		2-3		1-2 BB		
Julius Matos, R (1, 5) OBP: 0.290, SLG: 0.308		1-2 L9		0-1 F8	1-0 G6-3		0-0 F9	2-1 F7	
Brett Tomko, R (1, 1) OBP: 0.235, SLG: 0.260		3-1 BB		0-3 K	0-0 G6-3		1-3 K		
Brian Buchanan, R (7, PH) OBP: 0.302, SLG: 0.431									
Tom Davey, R (7, 1)									
Mike Holtz, L (8, 1)									
Brandon Villafuerte, R (8, 1)									
Ron Gant, R (9, 7) OBP: 0.353, SLG: 0.519		1-3 1B			1-2				

Inning Stats	R: 0 E: 0 K: 0 S: 11	H: 1 LOB: 2 BB: 1 P: 18	R: 0 E: 0 K: 1 S: 16	H: 2 LOB: 3 BB: 1 P: 29	R: 0 E: 1 K: 0 S: 9	H: 1 LOB: 2 BB: 0 P: 16	R: 1 E: 0 K: 1 S: 10	H: 3 LOB: 2 BB: 0 P: 15	R: 4 E: 2 K: 2 S: 14	H: 3 LOB: 1 BB: 1 P: 22	R: 0 E: 0 K: 2 S: 10	H: 0 LOB: 0 BB: 0 P: 14	R: 0 E: 0 K: 1 S: 10	H: 1 LOB: 3 BB: 2 P: 22	R: 0 E: 0 K: 1 S: 8	H: 0 LOB: 0 BB: 0 P: 10	R: 0 E: 0 K: 1 S: 9	H: 0 LOB: 0 BB: 0 P: 16	1B: 9 2B: 2 3B: 0 HR: 0	SF: 0 SAC: 0 DP: 0 HBP: 0	WP: 0 PB: 0 SB: 1 CS: 0	PA: 44
--------------	-------------------------------	----------------------------------	-------------------------------	----------------------------------	------------------------------	----------------------------------	-------------------------------	----------------------------------	-------------------------------	----------------------------------	-------------------------------	----------------------------------	-------------------------------	----------------------------------	------------------------------	----------------------------------	------------------------------	----------------------------------	----------------------------------	------------------------------------	----------------------------------	--------

PITCHER	IP	WLS	BF	H	R	ER	SO	BB	IBB	HBP	BLK	WP	HR	S	P	ERA	WHIP
John Thomson, R (1, 1) ERA: 4.89	4.2	L	28	10	5	3	2	3	0	0	0	0	0	58	98	5.79	2.786
Jaime Cerda, L (5, 1) ERA: 1.62	1.1		4	0	0	0	2	0	0	0	0	0	0	12	16	0.00	0.000
Scott Strickland, R (7, 1) ERA: 3.98	1.0		6	1	0	0	1	2	0	0	0	0	0	10	22	0.00	3.000
Mark Guthrie, L (8, 1) ERA: 2.03	1.0		3	0	0	0	1	0	0	0	0	0	0	8	10	0.00	0.000
Armando Benitez, R (9, 1) ERA: 2.47	1.0		3	0	0	0	1	0	0	0	0	0	0	9	16	0.00	0.000





Batter	1	2	3	4	5	6	7	8	9	AB R H RBI BB SO LOB	TOP																			
Ramón Vázquez, L (1, 4) OBP: 0.356, SLG: 0.363	0-3 K		2-2 G4-3		1-2 G6-3 G3 1-H 2-H 3-H 2B	2-1 G6-3			0-1 G6-3	5 1 1 3 0 1 2																				
Mark Kotsay, L (1, 8) OBP: 0.368, SLG: 0.452	0-2 1B		4-0 BB		0-0 G6-3		1-1 L9			3 0 1 0 1 0 1																				
Ryan Klesko, L (1, 3) OBP: 0.382, SLG: 0.516	0-0 1B		2-2 F9		0-0 G3		1-3 K			4 0 1 1 0 1 2																				
Phil Nevin, R (1, 5) OBP: 0.337, SLG: 0.434 Tom Davey, R (7, 1) Brandon Villafuerte, R (8, 1)	3-2 F8			3-2 G6-4-3 HBP	1-3 K		0-1 G6-3			3 0 0 0 0 1 1 0 0 0 0 0 0 0 0 0 0 0 0 0 0																				
Bubba Trammell, R (1, 9) OBP: 0.328, SLG: 0.398		3-2 G5-3		1-0 F2		2-0 HR		1-3 K		4 1 1 1 0 1 1																				
Deivi Cruz, R (1, 6) OBP: 0.300, SLG: 0.378		0-0 G6-3		1-0 G6-4-3 1-2f		1-2 G3-1 1B 2B		2-3 K		4 1 1 0 0 1 1																				
Gene Kingsale, S (1, 7) OBP: 0.348, SLG: 0.434		1-3 K			0-1 1B 2B 1B	1-2 G3-1		2-3 K		4 1 1 0 0 2 1																				
Tom Lampkin, L (1, 2) OBP: 0.298, SLG: 0.352			0-2 G4-3 SH1-4 1B		0-2 2B 1B	1-2 SH2-4 1B		1-2 F8		4 1 3 1 0 0 0																				
Bobby Jones, R (1, 1) Jeremy Fikac, R (3, 1) Brian Buchanan, R (5, PH) Jason Kershner, L (5, 1) Julius Matos, R (7, 5) OBP: 0.288, SLG: 0.306			1-1 SH1-4		0-0 2B 1B	0-0 SH2-4		1-1 G5-3		0 0 0 0 0 0 0 0 0 0 0 0 0 0 1 1 1 0 0 0 0 0 0 0 0 0 0 0 1 0 0 0 0 0 0																				
<b>Inning Stats</b>	R: 0 E: 0 K: 1 S: 13	H: 2 LOB: 1 BB: 0 P: 16	R: 0 E: 0 K: 1 S: 9	H: 0 LOB: 0 BB: 0 P: 13	R: 0 E: 0 K: 0 S: 12	H: 1 LOB: 2 BB: 1 P: 21	R: 0 E: 0 K: 0 S: 7	H: 0 LOB: 0 BB: 0 P: 12	R: 4 E: 0 K: 1 S: 14	H: 4 LOB: 0 BB: 0 P: 16	R: 2 E: 0 K: 0 S: 14	H: 3 LOB: 1 BB: 0 P: 21	R: 0 E: 0 K: 1 S: 7	H: 0 LOB: 0 BB: 0 P: 9	R: 0 E: 0 K: 3 S: 10	H: 0 LOB: 0 BB: 0 P: 15	R: 0 E: 0 K: 0 S: 7	H: 0 LOB: 0 BB: 0 P: 9	1B: 7 2B: 2 3B: 0 HR: 1	SF: 0 SAC: 2 DP: 1 HBP: 1	WP: 0 PB: 0 SB: 0 CS: 0	PA: 37								
<b>PITCHER</b>	IP WLS BF H R ER SO BB IBB HBP BLK WP HR S P ERA WHIP																													
Masato Yoshii, R (1, 1) ERA: 3.74	5.0		24	9	6	6	3	1	0	1	0	0	0	1	59	85	10.80	2.000												
Zach Day, R (6, 1) ERA: 3.38	2.0	W	7	1	0	0	1	0	0	0	0	0	0	0	17	23	0.00	0.500												
Matt Herges, R (8, 1) ERA: 3.42	1.0	H	3	0	0	0	3	0	0	0	0	0	0	0	10	15	0.00	0.000												
Joey Eischen, L (9, 1) ERA: 1.42	1.0		3	0	0	0	0	0	0	0	0	0	0	0	7	9	0.00	0.000												

San Diego Padres @ Montreal Expos  
Olympic Stadium, Montreal, QB  
Fri Aug 16 2002, 7:05 PM EDT  
Att. 7,564 - Dome - 72 F

livebaseballscorecards.com

AB	33
R	6
H	10
RBI	6
BB	1
SO	7
LOB	9



Batter	1	2	3	4	5	6	7	8	9
Jose Vidro, S OBP: 0.372, SLG: 0.469 (1, 4)	3-1 2B	0-1 G6-3		2-0 G6-3			0-0 G1	2-1 1B 2B	
Orlando Cabrera, R OBP: 0.314, SLG: 0.361 (1, 6)	4-0 2B BB		0-1 G1-3	2-1 G6-3			0-0 1B 1B	1-2 G5-3	
Vladimir Guerrero, R OBP: 0.414, SLG: 0.606 Jose Macias, S OBP: 0.308, SLG: 0.381 (1, 9) (7, PR) (8, 8)	2-2 1B SF8 2B		1-0 FC5-4 1B		1-0 G5-3		1-0 BB 1B G1-3 1B	1-1 1B SF8 1B	
Wil Cordero, R OBP: 0.333, SLG: 0.425 (1, 7) (8, 9)	2-1 1B		0-1 FC5-4 1B	1-2 1B	0-0 F7		0-1 G1-3 BB HBP 1B	0-0 1B E 1B	
Andres Galarraga, R OBP: 0.349, SLG: 0.381 (1, 3)	3-3 K		1-2 FC5-4	1-2 K	1-0 G6-3		4-1 HBP G1-3 BB	0-1 SF8	
Fernando Tatis, R OBP: 0.314, SLG: 0.419 (1, 5)	1-2 SF8		3-3 K			1-3 K	1-2 G1-3	2-2 E9 1B	
Michael Barrett, R OBP: 0.351, SLG: 0.433 (1, 2)	0-3 K			2-1 HR		0-2 G4-3	4-2 HBP BB	4-2 BB	
Wilton Guerrero, S OBP: 0.276, SLG: 0.273 Troy O'Leary, L OBP: 0.358, SLG: 0.406 Matt Herges, L Joey Eischen, L OBP: 0.500, SLG: 0.667 (1, 8) (7, PH) (8, 1) (8, PH) (9, 1)		3-2 P4		1-3 K		1-2 G6-3	2-0 HBP	0-2 G4-3	
Masato Yoshii, R OBP: 0.182, SLG: 0.103 Zach Day, R OBP: 0.400, SLG: 0.250 Matt Cepicky, L OBP: 0.273, SLG: 0.545 (1, 1) (6, 1) (7, PH) (8, 7)		1-1 G6-3		2-0 WP 2B			1-2 2-3 3-H HBP		

Inning Stats	R: 3	H: 3	E: 0	LOB: 1	K: 2	P: 36	R: 0	H: 0	E: 0	LOB: 0	K: 0	P: 11	R: 0	H: 2	E: 0	LOB: 2	K: 1	P: 16	R: 1	H: 2	E: 0	LOB: 1	K: 1	P: 18	R: 0	H: 0	E: 0	LOB: 0	K: 0	P: 5	R: 0	H: 0	E: 0	LOB: 0	K: 1	P: 13	R: 4	H: 3	E: 1	LOB: 3	K: 1	P: 29	R: 3	H: 4	E: 1	LOB: 2	K: 0	P: 29
--------------	------	------	------	--------	------	-------	------	------	------	--------	------	-------	------	------	------	--------	------	-------	------	------	------	--------	------	-------	------	------	------	--------	------	------	------	------	------	--------	------	-------	------	------	------	--------	------	-------	------	------	------	--------	------	-------

PITCHER	IP	WLS	BF	H	R	ER	SO	BB	IBB	HBP	BLK	WP	HR	S	P	ERA	WHIP
Bobby Jones, L ERA: 5.74	(1, 1)	2.1		13	5	3	2	1	0	0	0	0	0	33	53	11.57	2.571
Jeremy Fikac, R ERA: 4.88	(3, 1)	1.2		7	2	1	2	0	0	0	0	1	1	15	28	5.40	1.200
Jason Kershner, L ERA: 7.71	(5, 1)	2.1	L	10	2	3	1	0	0	0	0	0	1	18	24	7.71	0.857
Tom Davey, R ERA: 6.35	(7, 1)	1.1	B	12	5	4	1	2	0	1	0	0	0	24	42	13.50	5.250
Brandon Villafuerte, R ERA: 1.93	(8, 1)	0.1		2	0	0	0	1	0	0	0	0	0	6	10	0.00	3.000

**BOTTOM**

**San Diego Padres @ Montreal Expos**  
Olympic Stadium, Montreal, QB

Fri Aug 16 2002, 7:05 PM EDT  
Att. 7,564 - Dome - 72 F

AB	R	H	RBI	BB	SO	LOB
5	2	2	0	0	0	1
4	2	0	0	1	0	2
4	1	3	2	0	0	0
1	2	1	1	0	0	0
5	2	4	1	0	0	0
3	0	0	1	1	1	4
4	0	1	2	0	2	4
3	1	1	1	2	1	1
3	0	0	0	0	1	0
0	0	0	1	0	0	0
0	0	0	0	0	0	0
1	0	0	0	0	0	2
2	0	1	0	0	0	0
0	0	0	0	0	0	0
2	1	1	1	0	1	3

AB	37
R	11
H	14
RBI	10
BB	4
SO	6
LOB	17

livebaseballscorecards.com



WP	HR	S	P	ERA	WHIP
1	1	44			

Batter	1	2	3	4	5	6	7	8	9	AB R H RBI BB SO LOB	TOP																									
Ramón Vázquez, L (1, 4) OBP: 0.353, SLG: 0.364	0-1 G6-3		2-2 G3-1		1-1 G5-3		2-2 2B	3-2 G6-3		5 0 1 0 0 0 2																										
Mark Kotsay, L (1, 8) OBP: 0.368, SLG: 0.454	3-2 1B 1B		1-3 K		2-2 2B		3-3 K		2-0 G6-3	5 1 2 0 0 2 1																										
Ryan Klesko, L (1, 3) OBP: 0.385, SLG: 0.522	4-0 1B 1-2 BB		0-1 HR		4-0 IBB			1-1 G6-3	0-3 K	3 1 1 1 2 1 0																										
Phil Nevin, R (1, 5) OBP: 0.334, SLG: 0.440	2-3 K		1-0 G6-3		1-0 G6-3			2-2 HR	1-2 P4	5 1 1 1 0 1 4																										
Ron Gant, R (1, 7) OBP: 0.352, SLG: 0.514	1-0 1-2 2-H 1B			2-0 F2		1-2 F2		1-1 F8		4 0 1 1 0 0 0																										
Bubba Trammell, R (1, 9) OBP: 0.330, SLG: 0.398	1-3 K			0-0 1B		2-3 K		4-0 E BB		3 0 1 0 1 2 2																										
Trenidad Hubbard, R (8, PR) OBP: 0.280, SLG: 0.263										0 1 0 0 0 0 0																										
Brandon Villafuerte, R (8, 1)										0 0 0 0 0 0 0																										
Trevor Hoffman, R (9, 1)										0 0 0 0 0 0 0																										
Deivi Cruz, R (1, 6) OBP: 0.299, SLG: 0.377				2-1 P4		1-2 G6-3		2-2 E9 1-H 2B		4 1 1 0 0 0 1																										
Wil Nieves, R (1, 2) OBP: 0.217, SLG: 0.186										2 0 0 0 0 1 2																										
Tom Lampkin, L (7, PH) OBP: 0.300, SLG: 0.351										1 1 0 0 1 0 0																										
Mike Bynum, L (1, 1)										2 0 0 0 0 1 0																										
Brian Buchanan, R (7, PH) OBP: 0.304, SLG: 0.432										1 0 0 0 0 0 0																										
Jonathan Johnson, R (7, 1)										0 0 0 0 0 0 0																										
Gene Kingsale, S (8, PH) OBP: 0.353, SLG: 0.449										1 0 1 2 0 0 0																										
<b>Inning Stats</b>	R: 1 E: 0 K: 2 S: 13	H: 2 LOB: 2 BB: 1 P: 24	R: 0 E: 0 K: 1 S: 7	H: 1 LOB: 0 BB: 0 P: 8	R: 1 E: 0 K: 1 S: 13	H: 1 LOB: 1 BB: 0 P: 17	R: 0 E: 0 K: 1 S: 7	H: 1 LOB: 2 BB: 1 P: 15	R: 0 E: 0 K: 1 S: 10	H: 0 LOB: 0 BB: 0 P: 14	R: 0 E: 0 K: 1 S: 10	H: 1 LOB: 1 BB: 0 P: 15	R: 4 E: 1 K: 0 S: 17	H: 2 LOB: 2 BB: 2 P: 36	R: 0 E: 0 K: 1 S: 9	H: 0 LOB: 0 BB: 0 P: 12	1B: 4 2B: 3 3B: 0 HR: 2	SF: 0 SAC: 0 DP: 0 HBP: 0	WP: 0 PB: 0 SB: 1 CS: 1	PA: 40																
<b>PITCHER</b>	IP WLS BF H R ER SO BB IBB HBP BLK WP HR S P ERA WHIP																																			
Britt Reames, R (1, 1) ERA: 6.24	5.0		22	6	2	2	5	1	1	0	0	0	1	47	76	3.60	1.400																			
Jim Brower, R (6, 1) ERA: 4.37	1.2	H	5	0	0	0	1	0	0	0	0	0	0	13	17	0.00	0.000																			
Joey Eischen, L (7, 1) ERA: 1.4	0.2	H	3	1	0	0	1	0	0	0	0	0	0	9	15	0.00	1.500																			
52 T.J. Tucker, R (8, 1) ERA: 3.7	0.1	H	3	1	1	1	0	1	0	0	0	0	1	7	14	27.00	6.000																			
Matt Herges, R (8, 1) ERA: 3.33	1.1	L	7	1	3	0	1	0	1	0	0	0	0	17	31	0.00	0.750																			

San Diego Padres @ Montreal Expos  
Olympic Stadium, Montreal, QB  
Sat Aug 17 2002, 7:05 PM EDT  
Att. 9,121 - Dome - 72 F

AB	36
R	6
H	9
RBI	5
BB	4
SO	8
LOB	12



Batter	1	2	3	4	5	6	7	8	9	AB R H RBI BB SO LOB
Jose Macias, S (1, 8) OBP: 0.306, SLG: 0.389	2-1 G5-3		1-2 P4	0-1 FC4-6			1-0 F8		2-1 HR	5 1 1 1 0 0 1
Orlando Cabrera, R (1, 6) OBP: 0.312, SLG: 0.358	0-2 G6-3		4-0 E BB		0-0 F7		0-0 G6-3		0-1 F9	4 0 0 0 1 0 0
Jose Vidro, S (1, 4) OBP: 0.371, SLG: 0.467	0-0 G1-4-3		3-1 E5		0-1 2B 1B		1-2 F8			4 1 1 0 0 0 1
Wil Cordero, R (1, 9) OBP: 0.345, SLG: 0.434		4-0 1B BB	1-0 L5		1-0 1-H 2B		4-2 HBP			2 1 1 1 1 0 2
Fernando Tatis, R (1, 5) OBP: 0.313, SLG: 0.416		1-1 1B 1B	3-2 G5-3		0-1 G5-3		0-3 K			4 0 1 0 0 1 4
Andres Galarraga, R (1, 3) OBP: 0.348, SLG: 0.376		2-0 F8		1-2 HR HBP	3-3 K		2-0 F8			3 1 0 0 0 1 4
Brad Wilkerson, L (1, 7) OBP: 0.369, SLG: 0.457		0-3 K		2-2 1-H HR		3-2 F7	1-1 F7			4 1 1 2 0 1 3
Michael Barrett, R (1, 2) OBP: 0.353, SLG: 0.434		0-0 1-3 2-H 1B		0-0 FC4-6 SH2-4 1B		0-0 G4-3			1-0 G5-3	4 0 2 1 0 0 0
Britt Reames, R (1, 1) OBP: 0.187, SLG: 0.167		0-0 F8		0-1 SH2-4		3-2 F9			2-1 G3-1	1 0 0 0 0 0 2
Jim Brower, R (6, 1)										1 0 0 0 0 0 0
Joey Eischen, L (7, 1) OBP: 0.500, SLG: 0.667										0 0 0 0 0 0 0
52 T.J. Tucker, R (8, 1) OBP: 0.750, SLG: 0.750										0 0 0 0 0 0 0
Matt Herges, L (8, 1)										0 0 0 0 0 0 0
Matt Cepicky, L (9, PH) OBP: 0.250, SLG: 0.500										1 0 0 0 0 0 0

Inning Stats	R: 0	H: 0	E: 0	K: 0	S: 6	R: 1	H: 2	E: 0	K: 1	S: 9	R: 0	H: 0	E: 1	K: 0	S: 9	R: 2	H: 2	E: 0	K: 0	S: 10	R: 1	H: 2	E: 0	K: 1	S: 9	R: 0	H: 0	E: 0	K: 0	S: 8	R: 0	H: 0	E: 0	K: 0	S: 6	R: 0	H: 0	E: 0	K: 1	S: 9	R: 1	H: 1	E: 0	K: 0	S: 7	1B: 4	SF: 0	2B: 2	SAC: 1	3B: 0	DP: 1	HR: 2	HBP: 2	WP: 0	PA: 38
--------------	------	------	------	------	------	------	------	------	------	------	------	------	------	------	------	------	------	------	------	-------	------	------	------	------	------	------	------	------	------	------	------	------	------	------	------	------	------	------	------	------	------	------	------	------	------	-------	-------	-------	--------	-------	-------	-------	--------	-------	--------

PITCHER	IP	WLS	BF	H	R	ER	SO	BB	IBB	HBP	BLK	WP	HR	S	P	ERA	WHIP
Mike Bynum, L (1, 1) ERA: 6.0	6.0		27	6	4	4	2	2	0	0	0	0	1	51	85	6.00	1.333
Jonathan Johnson, R (7, 1) ERA:	1.0	W	3	0	0	0	0	0	0	0	0	0	0	6	8	0.00	0.000
Brandon Villafuerte, R (8, 1) ERA: 1.8	1.0	H	4	0	0	0	1	0	0	1	0	0	0	9	16	0.00	0.000
Trevor Hoffman, R (9, 1) ERA: 2.92	1.0	S	4	1	1	1	0	0	0	0	0	0	1	7	12	9.00	1.000

BOTTOM

San Diego Padres @ Montreal Expos  
Olympic Stadium, Montreal, QB  
Sat Aug 17 2002, 7:05 PM EDT  
Att. 9,121 - Dome - 72 F

livebaseballscorecards.com

AB	33
R	5
H	7
RBI	5
BB	2
SO	3
LOB	17



Batter	1	2	3	4	5	6	7	8	9	AB R H RBI BB SO LOB	TOP										
Ramón Vázquez, L (1, 4) OBP: 0.354, SLG: 0.364	0-0 G6-3		2-2 1B		2-0 F8		2-3 K		1-1 1B	5 0 2 0 0 1 2											
Mark Kotsay, L (1, 8) OBP: 0.364, SLG: 0.449	1-1 G4-3		0-0 SF7			2-3 K2-3		1-2 F9	1-2 F9	4 0 0 1 0 1 2											
Ryan Klesko, L (1, 3) OBP: 0.382, SLG: 0.518 Jeremy Fikac, R (6, 1) Gene Kingsale, S (8, PH) OBP: 0.359, SLG: 0.454	0-0 P5		2-1 1-3			0-0 G4-3		2-2 FC6 1B		3 0 0 0 0 0 1 0 0 0 0 0 0 0 1 0 1 0 0 0 0											
Phil Nevin, R (1, 5) OBP: 0.332, SLG: 0.437 Jason Kershner, L (4, 1) Brian Buchanan, R (6, PH) OBP: 0.311, SLG: 0.439		2-2 G6-3		2-1 F8		0-1 1B		1-0 FC6 1B		2 0 0 0 0 0 0 0 0 0 0 0 0 0 2 0 2 0 0 0 0											
Ron Gant, R (1, 7) OBP: 0.348, SLG: 0.504 Dennis Tankersley, R (8, 1) OBP: 0.333, SLG: 0.667		3-3 K		2-2 P4		2-1 P4		1-2 FC6 1-2f 2-3		4 0 0 0 0 1 3 0 0 0 0 0 0 0											
Bubba Trammell, R (1, 9) OBP: 0.332, SLG: 0.402		1-0 2B		3-2 F9			1-0 2B SF8 1B	0-0 F9		4 1 2 0 0 0 2											
Deivi Cruz, R (1, 6) OBP: 0.301, SLG: 0.380		0-0 F9			2-0 F7		0-0 2B	0-0 FC5-4 1B		4 0 2 0 0 0 1											
Tom Lampkin, L (1, 2) OBP: 0.300, SLG: 0.351 Wil Nieves, R (7, 2) OBP: 0.213, SLG: 0.182			1-1 44 SH3 SF7 1B		1-2 G4-3		0-0 F5	1-2 FC5-4 1B		3 1 1 0 0 0 2 1 0 0 0 0 0 1											
44 Jake Peavy, R (1, 1) OBP: 0.333, SLG: 0.500 Julius Matos, R (4, 5) OBP: 0.289, SLG: 0.309			0-0 SH3		0-0 1B		0-0 SF8	1-2 P4		0 0 0 0 0 0 0 2 0 1 1 0 0 1											
<b>Inning Stats</b>	R: 0 E: 0 K: 0 S: 4	H: 0 LOB: 0 BB: 0 P: 5	R: 0 E: 0 K: 1 S: 9	H: 1 LOB: 1 BB: 0 P: 15	R: 1 E: 0 K: 0 S: 9	H: 2 LOB: 1 BB: 0 P: 14	R: 0 E: 0 K: 0 S: 9	H: 0 LOB: 0 BB: 0 P: 16	R: 0 E: 0 K: 1 S: 11	H: 1 LOB: 1 BB: 0 P: 15	R: 1 E: 0 K: 1 S: 7	H: 2 LOB: 1 BB: 0 P: 10	R: 0 E: 0 K: 0 S: 12	H: 2 LOB: 2 BB: 0 P: 17	R: 0 E: 0 K: 0 S: 12	H: 2 LOB: 2 BB: 0 P: 16	1B: 9 2B: 2 3B: 0 HR: 0	SF: 2 SAC: 1 DP: 0 HBP: 0	WP: 0 PB: 0 SB: 0 CS: 0	PA: 38	
<b>PITCHER</b> Tomo Ohka, R (1, 1) ERA: 3.33	IP 9.0	WLS W	BF 38	H 11	R 2	ER 2	SO 3	BB 0	IBB 0	HBP 0	BLK 0	WP 0	HR 0	S 79	P 119	ERA 2.00	WHIP 1.222				
<b>PITCHER</b>	IP	WLS	BF	H	R	ER	SO	BB	IBB	HBP	BLK	WP	HR	S	P	ERA	WHIP				

San Diego Padres @ Montreal Expos  
Olympic Stadium, Montreal, QB  
Sun Aug 18 2002, 1:35 PM EDT  
Att: 24,872 - Dome - 72 F

livebaseballscorecards.com

AB	35
R	2
H	11
RBI	2
BB	0
SO	3
LOB	15



Batter	1	2	3	4	5	6	7	8	9
<b>Brad Wilkerson, L</b> OBP: 0.371, SLG: 0.465 (1, 8)	2-2 1B	2-1 G1		1-2 HR HBP	2-3 K			2-1 HR	
<b>Jose Vidro, S</b> OBP: 0.373, SLG: 0.482 (1, 4)	2-2 F7	1-1 HR		0-0 1-H HR			0-1 G3	3-1 WP 1B	
<b>Vladimir Guerrero, R</b> OBP: 0.412, SLG: 0.601 (1, 9)	0-0 F8	1-3 K		3-1 PB 1B			2-3 K	1-1 F9	
<b>Troy O'Leary, L</b> OBP: 0.356, SLG: 0.408 (1, 7)	1-1 G3		0-2 2B	0-1 F9			1-3 K		
<b>Wil Cordero, R</b> OBP: 0.350, SLG: 0.427 (1, 3)		4-1 E HR BB	1-2 P4	4-2 1-2 BB			3-3 K		
<b>Orlando Cabrera, R</b> OBP: 0.314, SLG: 0.362 (1, 6)		1-1 E5 HR 1B	0-0 2-H 2B	0-1 F8			2-2 G5-3		
<b>Jose Macias, S</b> OBP: 0.308, SLG: 0.398 (1, 5)		1-1 1-H 3-H HR	0-3 K		4-0 BB		0-3 K		
<b>Brian Schneider, L</b> OBP: 0.317, SLG: 0.453 (1, 2)		0-1 SH1-4 HR 2B	1-3 K		1-3 K		3-2 P3		
<b>Tomo Ohka, S</b> OBP: 0.182, SLG: 0.167 (1, 1)		1-0 SH1-4		0-0 G6-3	1-3 K		2-3 K		

Inning Stats	R: 0	H: 1	E: 0	LOB: 1	K: 0	BB: 0	S: 12	R: 5	H: 4	E: 1	LOB: 0	K: 1	BB: 1	S: 15	R: 1	H: 2	E: 0	LOB: 1	K: 2	BB: 0	S: 13	R: 2	H: 2	E: 0	LOB: 2	K: 0	BB: 1	S: 14	R: 0	H: 0	E: 0	LOB: 1	K: 3	BB: 1	S: 9	R: 0	H: 0	E: 0	LOB: 0	K: 2	BB: 0	S: 8	R: 0	H: 0	E: 0	LOB: 0	K: 2	BB: 0	S: 10	R: 1	H: 2	E: 0	LOB: 1	K: 1	BB: 0	S: 12	R: 0	H: 0	E: 0	LOB: 0	K: 2	BB: 0	S: 15
	1B: 4	SF: 0	2B: 3	SAC: 1	3B: 0	DP: 0	HR: 4	1B: 4	SF: 0	2B: 3	SAC: 1	3B: 0	DP: 0	HR: 4	1B: 4	SF: 0	2B: 3	SAC: 1	3B: 0	DP: 0	HR: 4	1B: 4	SF: 0	2B: 3	SAC: 1	3B: 0	DP: 0	HR: 4	1B: 4	SF: 0	2B: 3	SAC: 1	3B: 0	DP: 0	HR: 4	1B: 4	SF: 0	2B: 3	SAC: 1	3B: 0	DP: 0	HR: 4	1B: 4	SF: 0	2B: 3	SAC: 1	3B: 0	DP: 0	HR: 4	1B: 4	SF: 0	2B: 3	SAC: 1	3B: 0	DP: 0	HR: 4							

PITCHER	IP	WLS	BF	H	R	ER	SO	BB	IBB	HBP	BLK	WP	HR	S	P	ERA	WHIP
<b>44 Jake Peavy, R</b> ERA: 5.34 (1, 1)	3.1	L	21	9	8	8	3	1	0	1	0	0	3	46	68	21.60	3.000
<b>Jason Kershner, L</b> ERA: 6.89 (4, 1)	1.2		7	0	0	0	3	2	0	0	0	0	0	17	29	0.00	1.200
<b>Jeremy Fikac, R</b> ERA: 4.69 (6, 1)	2.0		6	0	0	0	4	0	0	0	0	0	0	18	26	0.00	0.000
<b>Dennis Tankersley, R</b> ERA: 7.79 (8, 1)	1.0		5	2	1	1	1	0	0	0	0	1	1	12	23	9.00	2.000

**BOTTOM**

**San Diego Padres @ Montreal Expos**  
Olympic Stadium, Montreal, QB

Sun Aug 18 2002, 1:35 PM EDT  
Att. 24,872 - Dome - 72 F

AB	R	H	RBI	BB	SO	LOB
4	2	2	1	0	1	2
5	2	3	4	0	0	1
5	0	1	0	0	2	2
4	1	1	0	0	1	2
2	1	0	0	2	1	1
4	1	2	1	0	0	2
3	1	1	3	1	2	1
4	1	1	0	0	2	2
3	0	0	0	0	2	1

<b>AB</b>	<b>34</b>
<b>R</b>	<b>9</b>
<b>H</b>	<b>11</b>
<b>RBI</b>	<b>9</b>
<b>BB</b>	<b>3</b>
<b>SO</b>	<b>11</b>
<b>LOB</b>	<b>14</b>

livebaseballscorecards.com



WP	PA
1	39

Batter	1	2	3	4	5	6	7	8	9	AB R H RBI BB SO LOB	TOP											
Ramón Vázquez, L (1, 4) OBP: 0.350, SLG: 0.359	2-3 K		1-1 FC8-2			3-3 K			0-0 F7	4 0 0 0 0 2 3	<b>San Diego Padres @ Montreal Expos</b> <b>Olympic Stadium, Montreal, QB</b> Mon Aug 19 2002, 1:35 PM EDT Att. 8,266 - Dome - 72 F											
Mark Kotsay, L (1, 8) OBP: 0.361, SLG: 0.445	2-0 G2-3			0-0 L8			0-1 F9	0-0 F7	4 0 0 0 0 0 1													
Ryan Klesko, L (1, 3) OBP: 0.382, SLG: 0.516	1-1 G4-3			4-0 G6-4-3 BB			0-0 G4-3		2 0 0 0 1 0 0													
Phil Nevin, R (1, 5) OBP: 0.329, SLG: 0.433		0-2 G5-3		1-2 G6-4-3 1-2f			1-3 K		3 0 0 0 0 1 1													
Bubba Trammell, R (1, 9) OBP: 0.332, SLG: 0.401		2-2 E5 CS			3-2 G4-3			0-0 G6-3 1B	3 0 1 0 0 0 0													
Gene Kingsale, S (1, 7) OBP: 0.350, SLG: 0.441		3-3 K 1-2			0-1 G5-3			1-2 F7	3 0 0 0 0 1 2													
Deivi Cruz, R (1, 6) OBP: 0.301, SLG: 0.380			0-1 SH5-4 FC8-2 BB 1B		0-0 G6-3			2-2 G6-3 1-2f	3 0 1 0 0 0 1													
Mike Holtz, L (8, 1)									0 0 0 0 0 0 0													
Tom Lampkin, L (1, 2) OBP: 0.301, SLG: 0.348			4-2 SH5-4 BB		0-3 K			0-0 G3-1	2 0 0 0 1 1 0													
Brian Lawrence, R (1, 1) OBP: 0.172, SLG: 0.132			1-0 SH5-4		1-3 K			1-0 E6	0 0 0 0 0 0 0													
Brian Buchanan, R (6, PH) OBP: 0.310, SLG: 0.436									1 0 0 0 0 1 0													
Tom Davey, R (6, 1)									0 0 0 0 0 0 0													
Julius Matos, R (8, 6) OBP: 0.288, SLG: 0.307			1-2 2-3						1 0 0 0 0 0 0													
<b>Inning Stats</b>	R: 0 E: 0 K: 1 S: 6	H: 0 LOB: 0 BB: 0 P: 11	R: 0 E: 1 K: 1 S: 10	H: 0 LOB: 1 BB: 0 P: 15	R: 0 E: 0 K: 0 S: 8	H: 1 LOB: 1 BB: 1 P: 14	R: 0 E: 0 K: 0 S: 5	H: 0 LOB: 0 BB: 1 P: 10	R: 0 E: 0 K: 0 S: 6	H: 0 LOB: 0 BB: 0 P: 9	R: 0 E: 0 K: 3 S: 10	H: 0 LOB: 0 BB: 0 P: 14	R: 0 E: 0 K: 1 S: 6	H: 0 LOB: 0 BB: 0 P: 7	R: 0 E: 0 K: 0 S: 7	H: 1 LOB: 0 BB: 0 P: 10	R: 0 E: 1 K: 0 S: 4	H: 0 LOB: 1 BB: 0 P: 5	1B: 2 2B: 2 3B: 0 HR: 0	SF: 0 SAC: 1 DP: 4 HBP: 0	WP: 0 PB: 0 SB: 0 CS: 1	PA: 29
<b>PITCHER</b> Bartolo Colon, R (1, 1) ERA: 2.63	IP: 9.0 WLS: W BF: 29 H: 2 R: 0 ER: 0 SO: 6 BB: 2 IBB: 0 HBP: 0 BLK: 0 WP: 0 HR: 0 S: 62 P: 95 ERA: 0.00 WHIP: 0.444																					

livebaseballscorecards.com

<b>AB</b>	<b>26</b>
<b>R</b>	<b>0</b>
<b>H</b>	<b>2</b>
<b>RBI</b>	<b>0</b>
<b>BB</b>	<b>2</b>
<b>SO</b>	<b>6</b>
<b>LOB</b>	<b>8</b>





Batter	1	2	3	4	5	6	7	8	9	AB R H RBI BB SO LOB
<b>Brad Wilkerson, L</b> OBP: 0.370, SLG: 0.466 (1, 8) B C B B X	3-1 G4-3 ①		0-1 HR 2B	0-2 L7 ③			2-3 K ②			4 1 1 0 0 1 1
<b>Jose Vidro, S</b> OBP: 0.372, SLG: 0.479 (1, 4) B F X	1-1 F7 ②		4-1 HR BB		2-1 F8 ①		2-3 K ③			3 1 0 0 1 1 0
<b>Vladimir Guerrero, R</b> OBP: 0.410, SLG: 0.605 (1, 9) C S X	0-2 G4-3 ③		0-0 1-H 2-H HR		2-0 F8 ②		2-2 P4 ①			4 1 1 3 0 0 0
<b>Troy O'Leary, L</b> OBP: 0.364, SLG: 0.412 (1, 7) X		0-0 SH3-4 1B SF9 1B	0-0 CS 1B		4-0 BB		2-1 P5 ②			3 1 2 0 1 0 0
<b>Wil Cordero, R</b> OBP: 0.347, SLG: 0.422 (1, 3) C X		0-1 SF9 SH3-4 1B	3-3 K ① ②		3-3 K ③		1-0 F7 ③			4 0 1 0 0 2 2
<b>Orlando Cabrera, R</b> OBP: 0.313, SLG: 0.360 (1, 6) X		0-0 SH3-4 1-2 2-3	1-0 G6-3 ③			0-0 G5-3 ①				2 0 0 0 0 0 0
<b>Jose Macias, S</b> OBP: 0.306, SLG: 0.395 (1, 5) X		0-0 SF9 2-3 3-H		0-1 F7 ①		0-2 F7 ②				2 0 0 1 0 0 0
<b>Brian Schneider, L</b> OBP: 0.324, SLG: 0.461 (1, 2) B B B B		4-0 BB		0-0 2B		3-2 F7 ③				2 0 1 0 1 0 0
<b>Bartolo Colon, R</b> OBP: 0.182, SLG: 0.156 (1, 1) C B B S		1-3 K ③		1-3 K ②		0-3 K ①				3 0 0 0 0 3 3

Inning Stats	R: 0 E: 0 K: 0 S: 7	H: 0 LOB: 0 BB: 0 P: 11	R: 1 E: 0 K: 1 S: 8	H: 2 LOB: 2 BB: 1 P: 13	R: 3 E: 0 K: 1 S: 9	H: 3 LOB: 0 BB: 1 P: 17	R: 0 E: 0 K: 1 S: 10	H: 1 LOB: 1 BB: 0 P: 11	R: 0 E: 0 K: 1 S: 7	H: 0 LOB: 1 BB: 1 P: 18	R: 0 E: 0 K: 0 S: 7	H: 0 LOB: 0 BB: 0 P: 10	R: 0 E: 0 K: 3 S: 10	H: 0 LOB: 0 BB: 0 P: 14	R: 0 E: 0 K: 0 S: 8	H: 0 LOB: 0 BB: 0 P: 13	1B: 3 2B: 3 3B: 0 HR: 1	SF: 1 SAC: 1 DP: 1 HBP: 0	WP: 0 PB: 0 SB: 0 CS: 1	PA: 32
--------------	------------------------------	----------------------------------	------------------------------	----------------------------------	------------------------------	----------------------------------	-------------------------------	----------------------------------	------------------------------	----------------------------------	------------------------------	----------------------------------	-------------------------------	----------------------------------	------------------------------	----------------------------------	----------------------------------	------------------------------------	----------------------------------	--------

PITCHER	IP	WLS	BF	H	R	ER	SO	BB	IBB	HBP	BLK	WP	HR	S	P	ERA	WHIP
<b>Brian Lawrence, R</b> ERA: 3.36 (1, 1)	5.0	L	23	6	4	4	4	3	0	0	0	0	1	41	70	7.20	1.800
<b>Tom Davey, R</b> ERA: 5.59 (6, 1)	2.1		7	0	0	0	3	0	0	0	0	0	0	22	31	0.00	0.000
<b>Mike Holtz, L</b> ERA: 4.7 (8, 1)	0.2		2	0	0	0	0	0	0	0	0	0	0	3	6	0.00	0.000

**BOTTOM**

**San Diego Padres @ Montreal Expos**  
Olympic Stadium, Montreal, QB

Mon Aug 19 2002, 1:35 PM EDT  
Att. 8,266 - Dome - 72 F

livebaseballscorecards.com

<b>AB</b>	<b>27</b>
<b>R</b>	<b>4</b>
<b>H</b>	<b>6</b>
<b>RBI</b>	<b>4</b>
<b>BB</b>	<b>3</b>
<b>SO</b>	<b>7</b>
<b>LOB</b>	<b>6</b>



Batter	1	2	3	4	5	6	7	8	9	AB R H RBI BB SO LOB	TOP												
<b>Rafael Furcal, S</b> (1, 6) OBP: 0.335, SLG: 0.400	0-1 G6-3		2-1 G4-3		2-2 1B 2B		0-0 F9			4 1 1 0 0 0 2													
<b>Julio Franco, R</b> (1, 3) OBP: 0.356, SLG: 0.411	1-1 BB 1B		1-3 K		1-1 FC4 1B		1-3 K			4 0 2 1 0 2 2													
<b>Gary Sheffield, R</b> (1, 9) OBP: 0.392, SLG: 0.512	4-1 10 G4-6-3 BB		3-3 K		1-0 FC4			0-1 P6		3 0 0 0 1 1 2													
<b>10 Chipper Jones, S</b> (1, 7) OBP: 0.429, SLG: 0.521	2-0 G4-6-3 1-2f			1-0 1B SF9 2B		0-0 G3-1		0-0 F8		4 1 1 0 0 0 2													
<b>Andruw Jones, R</b> (1, 8) OBP: 0.367, SLG: 0.486		1-0 G6-3		3-1 G6-3 1B		2-3 K		0-0 G5-3		4 0 1 0 0 1 0													
<b>Vinny Castilla, R</b> (1, 5) OBP: 0.265, SLG: 0.343		4-2 BB		1-2 SF9		1-0 F9		1-0 G5-3		2 0 0 1 1 0 1													
<b>Javy Lopez, R</b> (1, 2) OBP: 0.292, SLG: 0.350		1-3 K		2-1 G6-3 1-2f		0-0 G6-3		0-0 G6-3		4 0 0 0 0 1 3													
<b>Keith Lockhart, L</b> (1, 4) OBP: 0.281, SLG: 0.347		0-0 G3			1-1 G4-3		2-1 1B		0-2 G6-3	4 0 1 0 0 0 1													
<b>Damian Moss, R</b> (1, 1) OBP: 0.143, SLG: 0.103			2-2 G4-3 1B		1-2 G6-3		0-1 F7			2 0 1 0 0 0 0													
<b>Matt Franco, L</b> (7, PH) OBP: 0.407, SLG: 0.571										1 0 0 0 0 0 1													
<b>Darren Holmes, R</b> (7, 1)										0 0 0 0 0 0 0													
<b>Albie Lopez, R</b> (8, 1) OBP: 0.143, SLG: 0.143										0 0 0 0 0 0 0													
<b>Inning Stats</b>	R: 0 E: 0 K: 0 S: 6	H: 1 LOB: 1 BB: 1 P: 13	R: 0 E: 0 K: 1 S: 7	H: 0 LOB: 1 BB: 1 P: 13	R: 0 E: 0 K: 2 S: 13	H: 1 LOB: 1 BB: 0 P: 21	R: 1 E: 0 K: 0 S: 8	H: 2 LOB: 0 BB: 0 P: 15	R: 1 E: 0 K: 0 S: 11	H: 2 LOB: 1 BB: 0 P: 17	R: 0 E: 1 K: 1 S: 6	H: 0 LOB: 1 BB: 0 P: 9	R: 0 E: 0 K: 1 S: 8	H: 1 LOB: 1 BB: 0 P: 11	R: 0 E: 0 K: 0 S: 4	H: 0 LOB: 0 BB: 0 P: 4	R: 0 E: 0 K: 0 S: 5	H: 0 LOB: 0 BB: 0 P: 6	1B: 5 2B: 2 3B: 0 HR: 0	SF: 1 SAC: 0 DP: 2 HBP: 0	WP: 1 PB: 0 SB: 0 CS: 0	PA: 35	
<b>PITCHER</b> <b>Brett Tomko, R</b> (1, 1) ERA: 4.22	IP: 9.0 WLS: W BF: 35 H: 7 R: 2 ER: 2 SO: 5 BB: 2 IBB: 0 HBP: 0 BLK: 0 WP: 1 HR: 0 S: 68 P: 109 ERA: 2.00 WHIP: 1.000																						

Atlanta Braves @ San Diego Padres  
Qualcomm Stadium, San Diego, CA

Tue Aug 20 2002, 10:05 PM EDT  
Att. 21,440 - Cloudy - 72 F

livebaseballscorecards.com

AB	32
R	2
H	7
RBI	2
BB	2
SO	5
LOB	14



Batter	1	2	3	4	5	6	7	8	9
Mark Kotsay, L OBP: 0.362, SLG: 0.450 (1, 8)	0-0 CS SH1-3 G5-3 1B		2-2 1B 3B		2-2 F9		1-2 E6 G6-3		
Julius Matos, R OBP: 0.294, SLG: 0.309 (1, 4)	0-0 SH1-3 1-2		0-0 G6-4-3 1B		1-1 HBP		0-1 G6-3 1-2f		
Phil Nevin, R OBP: 0.325, SLG: 0.427 (1, 5)	2 SAFE G5-3 2-H		1-0 G6-4-3 1-2f		3-1 F7		1-1 G4-3		
Ryan Klesko, L OBP: 0.381, SLG: 0.512 (1, 3)	4-2 HR BB		1-3 K		1-1 G4-3		2-0 G6-3		
Ron Gant, R OBP: 0.352, SLG: 0.535 (1, 7)	0-1 HR		2-3 K		1-0 HR		2-1 1B 1B		
Bubba Trammell, R OBP: 0.331, SLG: 0.399 (1, 9) Gene Kingsale, S OBP: 0.350, SLG: 0.441 (9, 9)	2-1 F8		0-2 CS 1B		0-0 F2		1-2 F8		
Deivi Cruz, R OBP: 0.305, SLG: 0.381 (1, 6)		1-1 L7	1-1 SAFE HBP		4-1 WP 3B BB		0-0 WP 1B		
Wil Nieves, R OBP: 0.216, SLG: 0.229 (1, 2)		1-1 G6-3	2-2 G1-3		1-2 3B		1-2 G6-3		
Brett Tomko, R OBP: 0.222, SLG: 0.245 (1, 1)		1-0 G5-3			1-1 P4 K		1-3 K		

Inning Stats	R: 3 E: 0 K: 0 S: 10	H: 2 LOB: 0 BB: 1 P: 18	R: 0 E: 0 K: 0 S: 5	H: 0 LOB: 0 BB: 0 P: 8	R: 1 E: 0 K: 1 S: 9	H: 2 LOB: 0 BB: 0 P: 13	R: 0 E: 0 K: 1 S: 12	H: 1 LOB: 1 BB: 0 P: 17	R: 0 E: 0 K: 0 S: 8	H: 0 LOB: 1 BB: 0 P: 15	R: 2 E: 0 K: 1 S: 11	H: 2 LOB: 1 BB: 1 P: 19	R: 0 E: 1 K: 0 S: 7	H: 0 LOB: 0 BB: 0 P: 9	R: 0 E: 0 K: 0 S: 11	H: 2 LOB: 2 BB: 0 P: 17
--------------	-------------------------------	----------------------------------	------------------------------	---------------------------------	------------------------------	----------------------------------	-------------------------------	----------------------------------	------------------------------	----------------------------------	-------------------------------	----------------------------------	------------------------------	---------------------------------	-------------------------------	----------------------------------

PITCHER															PITCHER																		
IP	WLS	BF	H	R	ER	SO	BB	IBB	HBP	BLK	WP	HR	S	P	ERA	WHIP	IP	WLS	BF	H	R	ER	SO	BB	IBB	HBP	BLK	WP	HR	S	P	ERA	WHIP
Damian Moss, L ERA: 3.31 (1, 1)	6.0	L	27	7	6	3	3	2	0	0	1	2	55	90	4.50	1.500																	
Darren Holmes, R ERA: 2.03 (7, 1)	1.0		3	0	0	0	0	0	0	0	0	0	7	9	0.00	0.000																	
Albie Lopez, R ERA: 4.89 (8, 1)	1.0		5	2	0	0	0	0	0	0	1	0	11	17	0.00	2.000																	

**BOTTOM**

AB R H RBI BB SO LOB

4	2	2	0	0	0	0
2	0	1	1	0	0	1
4	0	0	1	0	0	2
3	1	0	0	1	1	0
4	2	3	3	0	1	0
4	0	1	0	0	0	1
0	0	0	0	0	0	0
2	1	1	0	1	0	0
4	0	1	1	0	0	3
3	0	0	0	0	1	1

**AB 30**  
**R 6**  
**H 9**  
**RBI 6**  
**BB 2**  
**SO 3**  
**LOB 8**

**WP: 2** **PA: 35**  
**PB: 0**  
**SB: 0**  
**CS: 2**

**Atlanta Braves @ San Diego Padres**  
Qualcomm Stadium, San Diego, CA

Tue Aug 20 2002, 10:05 PM EDT  
Att: 21,440 - Cloudy - 72 F

livebaseballscorecards.com



Batter	1	2	3	4	5	6	7	8	9	AB R H RBI BB SO LOB	TOP											
Rafael Furcal, S OBP: 0.336, SLG: 0.400 (1, 6)	0-1 G6-3		1-0 F7		2-0 E5 1-H HR 1B		0-0 G3		1-2 2B 1B	5 2 2 0 0 0 0												
Matt Franco, L OBP: 0.413, SLG: 0.569 (1, 3)	1-1 G6-3		0-2 BB 1B		4-0 HR BB		2-3 K		0-0 2B 1B	4 1 2 0 1 1 0												
Gary Sheffield, R OBP: 0.398, SLG: 0.532 (1, 9)	2-0 HR		4-0 10 G4-6-3 1-2 BB		1-0 1-H HR		4-2 BB		1-2 1-3 2-H 2B	3 2 3 5 2 0 0												
10 Chipper Jones, S OBP: 0.431, SLG: 0.520 (1, 7)	4-1 BB		0-0 G4-6-3 1-2f		2-1 G6-4-3 1B		3-0 G3		4-0 IBB	3 0 1 0 2 0 3												
Andruw Jones, R OBP: 0.365, SLG: 0.481 (1, 8)	2-2 F7			4-1 CS BB	1-0 G6-4-3 1-2f			3-1 G6-3	1-3 K	4 0 0 0 1 1 5												
Vinny Castilla, R OBP: 0.267, SLG: 0.343 (1, 5)		4-0 BB		3-2 P3 1-2		0-0 FC9-6 1B		1-2 F7		3 0 1 0 1 0 1												
Javy Lopez, R OBP: 0.288, SLG: 0.345 (1, 2)		1-3 K		0-0 L8		0-2 FC9-6 1-2f		2-3 K		4 0 0 0 0 2 2												
Mark DeRosa, R OBP: 0.345, SLG: 0.408 (1, 4)		2-2 F9			2-0 1B E 1B		0-3 K		2-2 G5-3	4 1 1 0 0 1 2												
Kevin Millwood, R OBP: 0.189, SLG: 0.302 (1, 1)		1-3 K			1-3 K		0-0 G4-3		2-1 L4	3 0 0 0 0 2 3												
Darren Bragg, L OBP: 0.329, SLG: 0.362 (9, PH)										1 0 0 0 0 0 0												
29 John Smoltz, R ERA: 4.68 (9, 1)										0 0 0 0 0 0 0												
<b>Inning Stats</b>	R: 1 E: 0 K: 0 S: 9	H: 1 LOB: 1 BB: 1 P: 18	R: 0 E: 0 K: 2 S: 11	H: 0 LOB: 1 BB: 1 P: 19	R: 0 E: 0 K: 0 S: 6	H: 1 LOB: 1 BB: 1 P: 11	R: 0 E: 0 K: 0 S: 5	H: 0 LOB: 0 BB: 1 P: 12	R: 4 E: 1 K: 1 S: 9	H: 4 LOB: 0 BB: 1 P: 22	R: 0 E: 0 K: 1 S: 8	H: 1 LOB: 1 BB: 0 P: 8	R: 0 E: 0 K: 1 S: 7	H: 0 LOB: 1 BB: 1 P: 16	R: 0 E: 0 K: 1 S: 10	H: 0 LOB: 0 BB: 1 P: 16	R: 1 E: 0 K: 1 S: 17	H: 3 LOB: 3 BB: 1 P: 28	1B: 7 2B: 1 3B: 0 HR: 2	SF: 0 SAC: 0 DP: 2 HBP: 0	WP: 0 PB: 0 SB: 0 CS: 1	PA: 41
<b>PITCHER</b>	IP WLS BF H R ER SO BB IBB HBP BLK WP HR S P ERA WHIP																					
Dennis Tankersley, R ERA: 7.94 (1, 1)	5.0 L 23 6 5 5 3 5 0 0 0 0 2 40 82 9.00 2.200																					
Jonathan Johnson, R ERA: (6, 1)	2.0 8 1 0 0 2 1 0 0 0 0 0 15 24 0.00 1.000																					
Jeremy Fikac, R ERA: 4.68 (8, 1)	2.0 10 3 1 1 2 0 1 0 0 0 0 27 44 4.50 1.500																					

Atlanta Braves @ San Diego Padres  
Qualcomm Stadium, San Diego, CA

Wed Aug 21 2002, 10:05 PM EDT  
Att. 22,471 - Cloudy - 72 F

livebaseballscorecards.com

AB	34
R	6
H	10
RBI	5
BB	7
SO	7
LOB	16



Batter	1	2	3	4	5	6	7	8	9	AB	R	H	RBI	BB	SO	LOB
Ramón Vázquez, L OBP: 0.354, SLG: 0.360 (1, 4)	3-1 G4-3			0-1 HR 1B	4-2 BB		4-0 BB 1-2 BB			2	1	1	0	2	0	0
Mark Kotsay, L OBP: 0.361, SLG: 0.455 Jeremy Fikac, R (8, 1)	2-3 K			1-1 HR 1-H	0-3 K		0-3 K			4	1	1	2	0	3	2
Ryan Klesko, L OBP: 0.380, SLG: 0.509 (1, 3)	2-0 F8			2-0 G4-3		2-1 FC5-4 SF7 1B		0-0 F8		4	1	1	0	0	0	0
Phil Nevin, R OBP: 0.324, SLG: 0.424 (1, 5)			1-3 K	0-3 K		0-1 FC5-4 1B		1-0 F9		4	0	1	0	0	2	0
Ron Gant, R OBP: 0.351, SLG: 0.530 (1, 7)			0-0 F7	1-2 S 1B		1-1 FC5-4 FC5-4		1-0 F8		4	0	1	0	0	0	2
Gene Kingsale, S OBP: 0.347, SLG: 0.434 (1, 9)			0-3 K	4-2 BB		0-0 SF7		0-0 G6-3		2	0	0	1	1	1	0
Deivi Cruz, R OBP: 0.302, SLG: 0.377 (1, 6)			0-2 G6-3	0-1 L6		0-0 FC5-4		0-3 K		4	0	0	0	0	1	3
Tom Lampkin, L OBP: 0.296, SLG: 0.342 (1, 2)			2-2 F9		2-1 F2		0-0 L8		0-2 G1-3		4	0	0	0	0	0
Dennis Tankersley, R OBP: 0.308, SLG: 0.615 Brian Buchanan, R OBP: 0.308, SLG: 0.434 Jonathan Johnson, R Trenidad Hubbard, R OBP: 0.286, SLG: 0.269 (8, 8)			0-3 K		0-0 G5-3		0-0 CS 1B			1	0	0	0	0	1	0

Inning Stats	R: 0	H: 0	E: 0	LOB: 0	K: 1	S: 6	P: 13	R: 0	H: 0	E: 0	LOB: 0	K: 2	S: 7	R: 0	H: 0	E: 0	LOB: 0	K: 1	S: 11	R: 2	H: 3	E: 0	LOB: 2	K: 1	S: 15	R: 0	H: 0	E: 0	LOB: 1	K: 1	S: 8	P: 14	R: 1	H: 2	E: 0	LOB: 1	K: 0	S: 8	P: 11	R: 0	H: 1	E: 0	LOB: 1	K: 1	S: 5	P: 9	R: 0	H: 0	E: 0	LOB: 0	K: 0	S: 3	P: 5	R: 0	H: 0	E: 0	LOB: 0	K: 1	S: 8	P: 8	1B: 5	SF: 1	2B: 0	SAC: 0	3B: 0	DP: 0	HR: 1	HBP: 0	WP: 0	PA: 35
--------------	------	------	------	--------	------	------	-------	------	------	------	--------	------	------	------	------	------	--------	------	-------	------	------	------	--------	------	-------	------	------	------	--------	------	------	-------	------	------	------	--------	------	------	-------	------	------	------	--------	------	------	------	------	------	------	--------	------	------	------	------	------	------	--------	------	------	------	-------	-------	-------	--------	-------	-------	-------	--------	-------	--------

PITCHER	IP	WLS	BF	H	R	ER	SO	BB	IBB	HBP	BLK	WP	HR	S	P	ERA	WHIP
Kevin Millwood, R ERA: 3.27 (1, 1)	8.0	W	32	6	3	3	7	3	0	0	0	0	1	63	96	3.38	1.125
29 John Smoltz, R ERA: 3.74 (9, 1)	1.0	S	3	0	0	0	1	0	0	0	0	0	0	8	8	0.00	0.000

**BOTTOM**

**Atlanta Braves @ San Diego Padres**  
Qualcomm Stadium, San Diego, CA

Wed Aug 21 2002, 10:05 PM EDT  
Att: 22,471 - Cloudy - 72 F

livebaseballscorecards.com

AB	31
R	3
H	6
RBI	3
BB	3
SO	8
LOB	7





Batter	1	2	3	4	5	6	7	8	9	AB	R	H	RBI	BB	SO	LOB
Ramón Vázquez, L OBP: 0.358, SLG: 0.362 (1, 4) (8, 6)	0-0 B5-3		4-2 3B BB	0-1 1B		1-3 K		0-1 FC4-8 1B		4	1	2	0	1	1	0
Gene Kingsale, S OBP: 0.364, SLG: 0.462 (1, 8)	1-1 1B 1B		2-2 1B 3B 1-H	4-2 1B BB			1-0 SF 1B	0-0 FC4-6 BB 1B 1-2f		4	4	3	1	1	0	1
Ryan Klesko, L OBP: 0.384, SLG: 0.511 (1, 3)	0-1 G3-1 1B 1-2		2-1 G1-3 1B 3-H	4-2 1B BB			0-3 K 1B	4-0 BB 1B 1-2		3	2	2	1	2	1	1
Phil Nevin, R OBP: 0.325, SLG: 0.423 (1, 5)	1-2 G3-1 1B 1-2 2-H		3-1 G1-3 1-2	0-0 F3			0-2 SF 1B 1-H	4-2 1B BB 1-2 2-3		3	2	1	2	1	0	4
Bubba Trammell, R OBP: 0.332, SLG: 0.398 (1, 7)	0-1 G3-1 1-2 2-3		4-1 BB		1-2 F9		1-3 K 1B	3-1 1B 1B 1-2 2-H 3-H		4	0	1	2	1	1	3
Brian Buchanan, R OBP: 0.312, SLG: 0.432 Trenidad Hubbard, R OBP: 0.291, SLG: 0.275 (1, 9) (8, 9)	1-1 1B 2-H 3-H		0-1 F7		2-3 K		4-2 1B BB 1-2	2-2 1B 1-3 2-H		3	0	1	1	1	1	2
Deivi Cruz, R OBP: 0.302, SLG: 0.376 Jason Kershner, L (9, 1)		1-0 F9	1-3 K		0-0 G6-3		3-2 1B 1-2 2-H	2-3 K		4	0	1	1	0	1	2
Tom Lampkin, L OBP: 0.292, SLG: 0.336 (1, 2)		0-2 G6-3		0-3 K		2-1 F7	1-0 G4-3			4	0	0	0	0	1	2
Mike Bynum, L Tom Davey, R Mike Holtz, L Brandon Villafuerte, R Julius Matos, R Ron Gant, R (1, 1) (7, 1) (8, 1) (8, 1) (8, 4) (8, PH)		0-3 K		2-2 G4-3		3-1 L8		0-0 F8		3	0	0	0	0	1	0

Inning Stats	R: 2	H: 4	E: 0	LOB: 2	K: 0	BB: 0	S: 12	R: 0	H: 0	E: 0	LOB: 0	K: 1	BB: 0	S: 8	R: 2	H: 2	E: 0	LOB: 2	K: 1	BB: 2	S: 16	R: 0	H: 1	E: 0	LOB: 3	K: 1	BB: 2	S: 17	R: 0	H: 0	E: 0	LOB: 0	K: 1	BB: 0	S: 8	R: 0	H: 0	E: 0	LOB: 0	K: 1	BB: 0	S: 7	R: 2	H: 2	E: 1	LOB: 2	K: 2	BB: 1	S: 17	R: 3	H: 3	E: 0	LOB: 2	K: 1	BB: 2	S: 14	1B: 11	SF: 1	2B: 0	SAC: 0	3B: 1	DP: 0	HR: 0	HBP: 0
--------------	------	------	------	--------	------	-------	-------	------	------	------	--------	------	-------	------	------	------	------	--------	------	-------	-------	------	------	------	--------	------	-------	-------	------	------	------	--------	------	-------	------	------	------	------	--------	------	-------	------	------	------	------	--------	------	-------	-------	------	------	------	--------	------	-------	-------	--------	-------	-------	--------	-------	-------	-------	--------

PITCHER	IP	WLS	BF	H	R	ER	SO	BB	IBB	HBP	BLK	WP	HR	S	P	ERA	WHIP
Jason Marquis, R ERA: 4.77 (1, 1)	2.1	L	13	6	4	4	1	1	0	0	0	0	0	29	44	15.43	3.000
Kerry Ligtenberg, R ERA: 2.53 (3, 1)	1.2		9	1	0	0	2	3	0	0	0	0	0	24	39	0.00	2.400
Albie Lopez, R ERA: 4.67 (5, 1)	2.0		6	0	0	0	2	0	0	0	0	0	0	15	24	0.00	0.000
Chris Hammond, L ERA: 1.17 (7, 1)	1.0		7	2	2	0	2	1	0	0	0	0	0	17	27	0.00	3.000
Kevin Gryboski, R ERA: 2.88 (8, 1)	1.0		8	3	3	3	1	2	0	0	0	0	0	14	29	27.00	5.000

**BOTTOM**

**Atlanta Braves @ San Diego Padres**  
Qualcomm Stadium, San Diego, CA

Thu Aug 22 2002, 5:05 PM EDT  
Att. 23,569 - Sunny - 78 F

livebaseballscorecards.com

AB	35
R	9
H	12
RBI	9
BB	7
SO	8
LOB	17



WP	HR	S	P	ERA	WHIP
0	0	0	43		

Batter 1 2 3 4 5 6 7 8 9 AB R H RBI BB SO LOB TOP

<b>Luis Castillo, S</b> OBP: 0.366, SLG: 0.372 (1, 4)	1-1 1B 2B		1-2 F7		1-1 2-H 1B		1-3 K		4 1 2 1 0 1 0
<b>Andy Fox, L</b> OBP: 0.331, SLG: 0.315 (1, 6) (6, 5)	1-1 G1-3 2-H 1B		0-1 F8		3-3 K		2-3 K		4 0 1 1 0 2 1
<b>Kevin Millar, R</b> OBP: 0.339, SLG: 0.461 (1, 7)	0-2 F8		2-0 G5-3		0-1 F7		4-1 BB		3 0 0 0 1 0 1
<b>Preston Wilson, R</b> OBP: 0.339, SLG: 0.431 <b>Eric Owens, R</b> OBP: 0.327, SLG: 0.361 (1, 8) (6, 8)	2-2 G1-3 1-2		1-1 F7		0-1 G1-3		1-3 K		3 0 0 0 0 0 1 1 0 0 0 0 1 1
<b>Derrek Lee, R</b> OBP: 0.356, SLG: 0.462 <b>Mike Mordecai, R</b> OBP: 0.287, SLG: 0.271 (1, 3) (6, 3)	3-3 K		3-2 2B		1-3 K		0-0 F8		3 0 1 0 0 2 1 1 0 0 0 0 0 0
<b>Juan Encarnacion, R</b> OBP: 0.324, SLG: 0.443 (1, 9)		1-2 G6-4-3 1B		1-3 K		0-1 FC6-4 1B		0-1 1B	4 0 3 0 0 1 1
<b>Mike Lowell, R</b> OBP: 0.355, SLG: 0.456 <b>Homer Bush, R</b> OBP: 0.265, SLG: 0.269 (1, 5) (6, 6)		2-2 G6-4-3 1-2f		0-0 G4-3 1B 1B		1-1 FC6-4 1-2f		0-3 K	2 1 1 0 0 0 1 2 0 0 0 0 1 2
<b>Charles Johnson, R</b> OBP: 0.315, SLG: 0.358 <b>Ramon Castro, R</b> OBP: 0.329, SLG: 0.443 (1, 2) (6, 2)		0-0 L5		2-3 K		0-3 K		1-1 F8	2 0 0 0 0 1 1 2 0 0 0 0 1 2
<b>Carl Pavano, R</b> OBP: 0.179, SLG: 0.214 <b>Vic Darenbourg, L</b> <b>Blaine Neal, L</b> <b>Tim Raines, S</b> OBP: 0.366, SLG: 0.261 <b>Vladimir Nunez, R</b> OBP: 0.250, SLG: 0.250 <b>Armando Almanza, L</b> (1, 1) (4, 1) (5, 1) (7, PH) (7, 1) (8, 1)			1-3 K2-3		1-0 G4-3		1-3 K		1 0 0 0 0 1 0 1 0 0 0 0 0 1 0 0 0 0 0 0 0 1 0 0 0 0 1 1 0 0 0 0 0 0 0 0 0 0 0 0 0 0

Inning Stats	R: 1	H: 2	R: 0	H: 1	R: 0	H: 0	R: 1	H: 2	R: 0	H: 0	R: 0	H: 1	R: 0	H: 0	R: 0	H: 0	R: 0	H: 1	1B: 6	SF: 0	WP: 0	PA: 35
E: 0	LOB: 1	E: 0	LOB: 0	E: 0	LOB: 0	E: 0	LOB: 1	E: 0	LOB: 0	E: 0	LOB: 0	E: 0	LOB: 1	E: 0	LOB: 1	E: 0	LOB: 1	2B: 2 <td>SAC: 0 <td>PB: 0 <td></td> </td></td>	SAC: 0 <td>PB: 0 <td></td> </td>	PB: 0 <td></td>		
K: 1	BB: 0	K: 0	BB: 0	K: 1	BB: 0	K: 2	BB: 0	K: 1	BB: 0	K: 3	BB: 1	K: 2	BB: 0	K: 3	BB: 1	K: 1	BB: 0	3B: 0 <td>DP: 1 <td>SB: 0 <td></td> </td></td>	DP: 1 <td>SB: 0 <td></td> </td>	SB: 0 <td></td>		
S: 15	P: 22	S: 7	P: 10	S: 9	P: 11	S: 10	P: 17	S: 10	P: 17	S: 7	P: 8	S: 11	P: 13	S: 10	P: 18	S: 8	P: 9	HR: 0 <td>HBP: 0 <td>CS: 0 <td></td> </td></td>	HBP: 0 <td>CS: 0 <td></td> </td>	CS: 0 <td></td>		

PITCHER	IP	WLS	BF	H	R	ER	SO	BB	IBB	HBP	BLK	WP	HR	S	P	ERA	WHIP
<b>44 Jake Peavy, R</b> ERA: 5.03 (1, 1)	7.0	W	27	7	2	2	8	0	0	0	0	0	0	69	98	2.57	1.000
<b>Mike Holtz, L</b> ERA: 4.55 (8, 1)	1.0		4	0	0	0	3	1	0	0	0	0	0	10	18	0.00	1.000
<b>Jason Kershner, L</b> ERA: 6.11 (9, 1)	1.0		4	1	0	0	1	0	0	0	0	0	0	8	9	0.00	1.000

**Florida Marlins @ San Diego Padres**  
Qualcomm Stadium, San Diego, CA  
Fri Aug 23 2002, 10:05 PM EDT  
Att. 21,964 - Sunny - 74 F

livebaseballscorecards.com

<b>AB</b>	34
<b>R</b>	2
<b>H</b>	8
<b>RBI</b>	2
<b>BB</b>	1
<b>SO</b>	12
<b>LOB</b>	14





Batter	1	2	3	4	5	6	7	8	9
Ramón Vázquez, L (1, 4) OBP: 0.360, SLG: 0.363	0-3 K		0-1 G5-3	0-0 E 1B				2-1 F8	
Gene Kingsale, S (1, 8) OBP: 0.370, SLG: 0.459	1-3 K		3-1 S 1B	4-1 E 1B				3-2 F8	
Ryan Klesko, L (1, 3) OBP: 0.385, SLG: 0.509 Brian Buchanan, R (6, 3) OBP: 0.314, SLG: 0.449	2-1 1B		4-1 E 1B	3-2 E3	0-0 F9	1-3 K		2-2 HR	
Phil Nevin, R (1, 5) OBP: 0.327, SLG: 0.424 Julius Matos, R (6, 5) OBP: 0.289, SLG: 0.303	3-2 G5-3		0-1 E 1B	1-2 P4	2-1 1B 1B	0-0 L3		2-2 F8	
Ron Gant, R (1, 7) OBP: 0.352, SLG: 0.525 Trenidad Hubbard, R (6, 7) OBP: 0.289, SLG: 0.273		1-1 HR 1B	2-3 K	1-0 G5-3	4-2 1B 1B	2-3 K			
Bubba Trammell, R (1, 9) OBP: 0.338, SLG: 0.421		0-1 HR	0-0 E5				0-2 1B		
Deivi Cruz, R (1, 6) OBP: 0.303, SLG: 0.376		0-0 P4	0-0 G6-3				0-1 F7		
Tom Lampkin, L (1, 2) OBP: 0.297, SLG: 0.339 Mike Holtz, L (8, 1) Jason Kershner, L (9, 1)		1-0 P6		4-2 44 FC2-6 BB			0-3 K		
44 Jake Peavy, R (1, 1) OBP: 0.318, SLG: 0.455 Wil Nieves, R (7, PH) OBP: 0.212, SLG: 0.224 (8, 2)		0-0 G6-3		1-0 FC2-6 1B E			1-0 L5		

Inning Stats	R: 0 E: 0 K: 2 S: 12	H: 1 LOB: 1 BB: 0 P: 18	R: 2 E: 0 K: 0 S: 7	H: 2 LOB: 0 BB: 0 P: 9	R: 4 E: 1 K: 1 S: 12	H: 2 LOB: 0 BB: 1 P: 21	R: 2 E: 1 K: 0 S: 14	H: 1 LOB: 2 BB: 2 P: 28	R: 9 E: 0 K: 0 S: 31	H: 10 LOB: 3 BB: 2 P: 48	R: 0 E: 0 K: 2 S: 7	H: 0 LOB: 0 BB: 0 P: 10	R: 0 E: 0 K: 1 S: 9	H: 1 LOB: 1 BB: 0 P: 10	R: 1 E: 0 K: 0 S: 12	H: 1 LOB: 0 BB: 0 P: 21
--------------	-------------------------------	----------------------------------	------------------------------	---------------------------------	-------------------------------	----------------------------------	-------------------------------	----------------------------------	-------------------------------	-----------------------------------	------------------------------	----------------------------------	------------------------------	----------------------------------	-------------------------------	----------------------------------

PITCHER	IP	WLS	BF	H	R	ER	SO	BB	IBB	HBP	BLK	WP	HR	S	P	ERA	WHIP
Carl Pavano, R (1, 1) ERA: 5.67	3.1	L	20	6	8	3	3	3	0	0	0	0	1	38	64	8.10	2.700
Vic Darenbourg, L (4, 1) ERA: 5.96	1.0		12	6	8	8	0	2	0	0	0	0	1	24	44	72.00	8.000
Blaine Neal, R (5, 1) ERA: 4.26	1.2		9	4	1	1	2	0	0	0	0	0	0	21	26	5.40	2.400
Vladimir Nunez, R (7, 1) ERA: 3.68	1.0		4	1	0	0	1	0	0	0	0	0	0	9	10	0.00	1.000
Armando Almanza, L (8, 1) ERA: 4.32	1.0		4	1	1	1	0	0	0	0	0	0	1	12	21	9.00	1.000

**BOTTOM**

AB R H RBI BB SO LOB

5	2	2	2	1	1	0
5	2	2	1	1	1	3
3	1	1	0	1	0	4
2	1	1	1	0	1	0
4	2	2	2	0	0	3
2	0	0	0	0	0	0
3	2	1	1	1	1	4
1	0	0	0	0	1	0
5	4	4	4	0	0	-1
5	1	2	1	0	0	1
4	1	2	1	1	1	1
0	0	0	0	0	0	0
0	0	0	0	0	0	0
4	2	1	0	0	0	4
1	0	0	0	0	0	1

AB 44  
R 18  
H 18  
RBI 13  
BB 5  
SO 6  
LOB 20



Florida Marlins @ San Diego Padres  
Qualcomm Stadium, San Diego, CA

Fri Aug 23 2002, 10:05 PM EDT  
Att: 21,964 - Sunny - 74 F

livebaseballscorecards.com

WP	HR	S	P	ERA	WHIP
0	1	12	21	9.00	1.000

Batter	1	2	3	4	5	6	7	8	9	AB R H RBI BB SO LOB	TOP																								
Luis Castillo, S OBP: 0.365, SLG: 0.370 (1, 4)	3-1 1B HR 1B	2-1 G6-3		1-3 K		2-0 G4-3		0-1 F8		5 1 1 0 0 1 3																									
Andy Fox, L OBP: 0.332, SLG: 0.322 (1, 6)	0-2 P4		2-3 K		0-1 G5-3 3B	0-0 2B 1B		2-1 G4-3		5 2 2 1 0 1 1																									
Kevin Millar, R OBP: 0.343, SLG: 0.465 (1, 7)	0-0 1-3 HR 1B		4-0 BB		0-1 G5-3	0-2 1-H 2B		1-1 F7		4 1 2 2 1 0 0																									
Preston Wilson, R OBP: 0.335, SLG: 0.426 (1, 8)	2-0 P4		2-3 K		1-3 K	0-2 G6-3			0-3 K	5 0 0 0 0 3 4																									
Derrek Lee, R OBP: 0.358, SLG: 0.468 (1, 3)	1-2 1-H 3-H HR		0-3 K		4-1 HBP BB		4-2 E S SF9 BB		0-3 K	3 2 1 3 2 2 1																									
Juan Encarnacion, R OBP: 0.327, SLG: 0.443 (1, 9)	0-1 G5-3			1-0 G4-6-3 1B	3-2 1-2 HBP		3-2 1-H SF9		4-2 BB	2 0 1 1 1 0 0																									
Mike Lowell, R OBP: 0.356, SLG: 0.457 (1, 5)		1-2 G4-3 SH3-4 2B		2-2 G4-6-3 1-2f 1B	2-1 P4		0-0 1B		1-0 F9	5 1 2 0 0 0 4																									
Mike Redmond, R OBP: 0.394, SLG: 0.408 (1, 2)			1-0 G4-3		0-1 1B		2-2 G4-3 1B 2B		2-3 K	4 1 2 0 0 1 2																									
Julian Tavarez, L OBP: 0.206, SLG: 0.156 Eric Owens, R OBP: 0.326, SLG: 0.360 Vladimir Nunez, R OBP: 0.250, SLG: 0.250 Braden Looper, R (9, 1)		1-0 SH3-4		3-2 1-2 1B		1-3 K		0-0 L8		2 0 1 1 0 1 1 1 0 0 0 0 0 1 0 0 0 0 0 0 0 0 0 0 0 0 0 0																									
<b>Inning Stats</b>	R: 3 E: 0 K: 0 S: 12	H: 3 LOB: 0 BB: 0 P: 18	R: 1 E: 0 K: 0 S: 7	H: 1 LOB: 0 BB: 0 P: 12	R: 0 E: 0 K: 3 S: 12	H: 0 LOB: 1 BB: 1 P: 20	R: 0 E: 0 K: 1 S: 14	H: 3 LOB: 2 BB: 0 P: 21	R: 1 E: 0 K: 1 S: 13	H: 1 LOB: 2 BB: 1 P: 23	R: 2 E: 0 K: 1 S: 14	H: 3 LOB: 1 BB: 0 P: 19	R: 1 E: 0 K: 1 S: 18	H: 1 LOB: 1 BB: 1 P: 27	R: 0 E: 0 K: 0 S: 6	H: 0 LOB: 0 BB: 0 P: 9	R: 0 E: 0 K: 2 S: 10	H: 0 LOB: 1 BB: 1 P: 15	1B: 7 2B: 3 3B: 1 HR: 1	SF: 1 SAC: 1 DP: 1 HBP: 1	WP: 0 PB: 0 SB: 1 CS: 0	PA: 43													
<b>PITCHER</b>	IP WLS BF H R ER SO BB IBB HBP BLK WP HR S P ERA WHIP																																		
Brian Lawrence, R ERA: 3.6 Jeremy Fikac, R ERA: 4.66 Tom Davey, R ERA: 5.57 Jason Kershner, L ERA: 5.79 Jonathan Johnson, R ERA:	(1, 1) (6, 1) (7, 1) (8, 1) (9, 1)	5.2 0.1 1.0 1.0 1.0	L 1 5 3 4	30 0 1 0 0	11 0 1 0 0	7 0 1 0 0	7 0 1 0 2	6 0 1 0 0	2 0 1 0 1	0 0 0 0 0	0 0 0 0 0	0 0 0 0 0	1 3 18 6 10	3 3 27 9 15	11.12 0.00 9.00 0.00 0.00	2.294 0.000 2.000 0.000 1.000																			

Florida Marlins @ San Diego Padres  
Qualcomm Stadium, San Diego, CA  
Sat Aug 24 2002, 10:05 PM EDT  
Att. 25,489 - Sunny - 77 F

livebaseballscorecards.com

AB 36  
R 8  
H 12  
RBI 8  
BB 4  
SO 9  
LOB 17





Batter	1	2	3	4	5	6	7	8	9	AB R H RBI BB SO LOB	TOP																
Luis Castillo, S (1, 4) OBP: 0.367, SLG: 0.373	2-1 G4-3		2-1 1B 1B	1-1 L9		1-0 CS 1B		1-1 2-H 1B		5 1 3 1 0 0 0																	
Andy Fox, L (1, 6) OBP: 0.335, SLG: 0.324	2-2 G5-3 1B		0-0 1B SF8 1B		1-2 HR HBP	2-2 P4		1-3 K		4 2 2 0 0 1 2																	
Kevin Millar, R (1, 7) Braden Looper, R (9, 1) OBP: 0.344, SLG: 0.473	1-2 G5-3		0-0 SF8 E 1B		1-1 HR		1-3 K		0-3 K	5 2 2 3 0 2 1 0 0 0 0 0 0 0																	
Derrek Lee, R (1, 3) OBP: 0.360, SLG: 0.467		1-1 G6-3	4-2 E SF8 BB		1-3 K		4-1 BB		3-2 E S 1B	3 0 1 0 2 1 0																	
Mike Lowell, R (1, 5) OBP: 0.352, SLG: 0.453		0-0 G5-3	1-1 SF8		1-0 G4-3		2-3 K		0-3 K	4 0 0 1 0 2 2																	
Juan Encarnacion, R (1, 8) OBP: 0.327, SLG: 0.449		3-1 1B	1-1 E6		2-0 HR		1-3 K		1-3 K	5 1 2 1 0 2 3																	
Eric Owens, R (1, 9) OBP: 0.331, SLG: 0.364		1-1 1B	0-0 P4		1-0 1B			1-0 SH1-3 1B		4 1 3 0 0 0 2																	
Charles Johnson, R (1, 2) OBP: 0.311, SLG: 0.353		0-1 G4-3		3-2 P5		0-3 K		0-0 SH1-3		3 0 0 0 0 1 3																	
Brad Penny, R (1, 1) Homer Bush, R (8, PH) Graeme Lloyd, L (6, 1) Toby Borland, R (7, 1) Tim Raines, S (8, PH) Armando Alvarez, L (8, 1) Preston Wilson, R (9, 8) OBP: 0.159, SLG: 0.167			3-3 K		1-3 K		2-3 K		1-2 G5-3	2 0 0 0 0 2 0 1 0 0 0 0 1 0 0 0 0 0 0 0 0 0 0 0 0 0 0 0 1 0 0 0 0 0 1 0 0 0 0 0 0 0 0 0 0 0 0 0 0																	
<b>Inning Stats</b>	R: 0 E: 0 K: 0 S: 8	H: 1 LOB: 0 BB: 0 P: 13	R: 0 E: 0 K: 0 S: 9	H: 2 LOB: 2 BB: 0 P: 14	R: 3 E: 1 K: 1 S: 14	H: 3 LOB: 2 BB: 1 P: 25	R: 0 E: 0 K: 1 S: 9	H: 0 LOB: 0 BB: 0 P: 14	R: 3 E: 0 K: 2 S: 13	H: 3 LOB: 1 BB: 0 P: 20	R: 0 E: 0 K: 1 S: 10	H: 1 LOB: 0 BB: 0 P: 15	R: 0 E: 0 K: 3 S: 13	H: 0 LOB: 1 BB: 1 P: 21	R: 1 E: 0 K: 1 S: 11	H: 2 LOB: 1 BB: 0 P: 15	R: 0 E: 0 K: 3 S: 14	H: 1 LOB: 1 BB: 0 P: 18	1B: 11 2B: 0 3B: 0 HR: 2	SF: 1 SAC: 1 DP: 0 HBP: 1	WP: 0 PB: 0 SB: 1 CS: 1	PA: 42					
<b>PITCHER</b>	IP WLS BF H R ER SO BB IBB HBP BLK WP HR S P ERA WHIP											<b>PITCHER</b>	IP WLS BF H R ER SO BB IBB HBP BLK WP HR S P ERA WHIP														
Brett Tomko, R (1, 1) ERA: 4.37	4.2		25	9	6	5	3	1	0	1	0	0	2	50	83	9.64	2.143										
Jeremy Fikac, R (5, 1) ERA: 4.63	0.1		1	0	0	0	1	0	0	0	0	0	0	3	3	0.00	0.000										
Jonathan Johnson, R (6, 1) ERA:	2.0		7	1	0	0	4	1	0	0	0	0	0	23	36	0.00	1.000										
Brandon Villafuerte, R (8, 1) ERA: 2.16	1.0	L	5	2	1	1	1	0	0	0	0	0	0	11	15	9.00	2.000										
Trevor Hoffman, R (9, 1) ERA: 2.86	1.0		4	1	0	0	3	0	0	0	0	0	0	14	18	0.00	1.000										

Florida Marlins @ San Diego Padres  
Qualcomm Stadium, San Diego, CA

Sun Aug 25 2002, 5:00 PM EDT  
Att. 22,448 - Sunny - 77 F

livebaseballscorecards.com

AB 37  
R 7  
H 13  
RBI 6  
BB 2  
SO 12  
LOB 14



BOTTOM

Florida Marlins @ San Diego Padres  
Qualcomm Stadium, San Diego, CA

Sun Aug 25 2002, 5:00 PM EDT  
Att. 22,448 - Sunny - 77 F

livebaseballscorecards.com

AB	38
R	6
H	15
RBI	6
BB	2
SO	7
LOB	16



WP:	1	PA:	42
PB:	0		
SB:	0		
CS:	0		

AB R H RBI BB SO LOB

4	0	0	0	0	1	0
5	1	3	0	0	1	3
5	1	1	2	0	2	2
5	3	3	0	0	1	1
5	0	3	0	0	0	1
4	1	1	0	1	0	3
3	0	2	3	0	0	0
3	0	1	1	1	1	2
0	0	0	0	0	0	0
0	0	0	0	0	0	0
2	0	0	0	0	0	2
0	0	0	0	0	0	0
1	0	0	0	0	1	2
0	0	0	0	0	0	0
1	0	1	0	0	0	0
0	0	0	0	0	0	0

Batter	1	2	3	4	5	6	7	8	9
Ramón Vázquez, L (1, 4) OBP: 0.351, SLG: 0.352	0-1 F7		1-2 G4-3		0-0 G3	0-3 K		0-0 SH1-4	
Mark Kotsay, L (1, 8) OBP: 0.362, SLG: 0.454	0-1 G3-1		2-2 1B		2-2 HR 1B	0-0 1B		1-3 K	
Ryan Klesko, L (1, 3) OBP: 0.382, SLG: 0.513	1-3 K		2-2 G3		1-0 HR	2-3 K		2-1 2-1	1-1 L7
Phil Nevin, R (1, 5) OBP: 0.336, SLG: 0.438		3-2 SF7 1B		1-1 G6-4-3 2B 1B	1-1 G3-1 1B 2B	3-2 F9			2-3 K
Gene Kingsale, S (1, 7) OBP: 0.376, SLG: 0.461		2-2 1B		0-2 G6-4-3 1B	1-0 G3-1		2-2 G3-1		1-2 1B
Brian Buchanan, R (1, 9) OBP: 0.316, SLG: 0.445		0-1 G5-4-3 1B		0-0 G6-4-3 1-2f 2-3	4-1 1B BB		3-2 G4-3		3-2 F8
Deivi Cruz, R (1, 6) OBP: 0.307, SLG: 0.389		0-0 SF7		0-1 G6-4-3 2B	1-0 1B		1-1 G3		
Wiki Gonzalez, R (1, 2) OBP: 0.376, SLG: 0.351		0-0 G5-4-3		4-0 IBB	0-1 1B			0-3 K	
Trenidad Hubbard, R (8, PR) OBP: 0.287, SLG: 0.270								SH1-4 1B	
Trevor Hoffman, R (9, 1)								2-1	
Brett Tomko, R (1, 1) OBP: 0.274, SLG: 0.236			2-2 L3		0-1 G6-3			1-0 SH1-4	
Jeremy Fikac, R (5, 1)								1-2 1B	
Ron Gant, R (5, PH) OBP: 0.353, SLG: 0.523									
Jonathan Johnson, R (6, 1)									
Brandon Villafuerte, R (8, 1)									
Julius Matos, R (8, PH) OBP: 0.293, SLG: 0.308									
Tom Lampkin, L (9, 2) OBP: 0.304, SLG: 0.343									

Inning Stats	R: 0	H: 0	E: 0	K: 1	S: 9	R: 1	H: 3	E: 0	K: 0	S: 12	R: 0	H: 1	E: 0	K: 0	S: 17	R: 1	H: 3	E: 0	K: 0	S: 10	R: 4	H: 5	E: 0	K: 1	S: 16	R: 0	H: 1	E: 0	K: 2	S: 10	R: 0	H: 0	E: 0	K: 0	S: 8	R: 0	H: 1	E: 0	K: 2	S: 9	R: 0	H: 1	E: 0	K: 1	S: 12	R: 0	H: 1	E: 0	K: 1	S: 19	1B: 12	SF: 1	2B: 2	SAC: 1	3B: 0	DP: 2	HR: 1	HBP: 0	WP: 1	PA: 42
--------------	------	------	------	------	------	------	------	------	------	-------	------	------	------	------	-------	------	------	------	------	-------	------	------	------	------	-------	------	------	------	------	-------	------	------	------	------	------	------	------	------	------	------	------	------	------	------	-------	------	------	------	------	-------	--------	-------	-------	--------	-------	-------	-------	--------	-------	--------

PITCHER	IP	WLS	BF	H	R	ER	SO	BB	IBB	HBP	BLK	WP	HR	S	P	ERA	WHIP
Brad Penny, R (1, 1) ERA: 4.56	5.0		27	12	6	6	2	1	1	0	0	0	1	64	95	10.80	2.600
Graeme Lloyd, L (6, 1) ERA: 4.6	1.0		4	1	0	0	2	0	0	0	0	0	0	10	15	0.00	1.000
Toby Borland, R (7, 1) ERA:	1.0	W	3	0	0	0	0	0	0	0	0	0	0	8	14	0.00	0.000
Armando Almanza, L (8, 1) ERA: 4.19	1.0	H	5	1	0	0	2	0	0	0	0	1	0	9	13	0.00	1.000
Braden Looper, R (9, 1) ERA: 3.63	1.0	S	4	1	0	0	1	0	0	0	0	0	0	12	19	0.00	1.000

Batter	1	2	3	4	5	6	7	8	9	AB	R	H	RBI	BB	SO	LOB	TOP										
Mark Kotsay, L (1, 8) OBP: 0.364, SLG: 0.454	2-3 K	0-2 G5-3		1-2 G6-3 S 1B		0-0 F9 1B	1-2 SF7	3-2 HBP		4	1	2	1	0	1	0											
Julius Matos, R (1, 4) OBP: 0.301, SLG: 0.311 Brandon Villafuerte, R (8, 1)	4-0 BB 2B BB		1-2 1B 1B	1-2 G6-3 1-3		0-1 F9	0-0 HR 1B	1-2 G1-3		5	3	2	0	1	0	3											
Phil Nevin, R (1, 5) OBP: 0.345, SLG: 0.444	4-2 2B 1-2 BB		0-0 BB 1B 1-2 SF9 1B	1-0 BB 3-H 1B		2-2 1B	1-1 HR 1B		2-1 P3	5	2	4	2	1	0	0											
Ryan Klesko, L (1, 3) OBP: 0.386, SLG: 0.523	1-2 2B		0-0 SF9 BB 1-2 2-H 1B	4-2 BB 1-2 BB		1-0 F9	3-2 HR		0-1 G3	5	1	3	6	1	0	2											
Ron Gant, R (1, 7) OBP: 0.350, SLG: 0.514 Jonathan Johnson, R (7, 1) Ramón Vázquez, L (8, 4) OBP: 0.350, SLG: 0.351	4-2 BB		0-0 F5	0-2 F8		2-3 K	2-2 G5-3		3-2 F7	4	0	0	0	1	1	7											
Bubba Trammell, R (1, 9) OBP: 0.338, SLG: 0.416 Trenidad Hubbard, R (7, PR) OBP: 0.292, SLG: 0.285	2-3 K		4-2 BB 1-2 2-3 BB							2	0	1	0	2	1	3											
Deivi Cruz, R (1, 6) OBP: 0.308, SLG: 0.390	3-3 K		1-0 SF9			1-1 B3-4 1B				4	1	2	1	0	2	5											
Wiki Gonzalez, R (1, 2) OBP: 0.370, SLG: 0.345		2-2 G3	0-3 K2-3			0-1 B3-4		1-1 1B HBP 1B	0-1 G6-3	5	1	1	1	0	1	4											
Mike Bynum, L (1, 1) Jeremy Fikac, R (6, 1) Gene Kingsale, S (7, PH) OBP: 0.378, SLG: 0.457		0-0 F5		2-3 K		2-2 G3		1-0 1B 1-2 2-3 HR 1B	2-3 K	3	0	0	0	0	1	1											
<b>Inning Stats</b>	R: 1 E: 0 K: 3 S: 22	H: 1 LOB: 3 BB: 3 P: 42	R: 0 E: 0 K: 0 S: 9	H: 0 LOB: 0 BB: 0 P: 11	R: 2 E: 0 K: 1 S: 13	H: 3 LOB: 2 BB: 1 P: 19	R: 1 E: 0 K: 1 S: 15	H: 2 LOB: 2 BB: 1 P: 24	R: 0 E: 0 K: 0 S: 10	H: 1 LOB: 1 BB: 1 P: 17	R: 0 E: 0 K: 1 S: 10	H: 2 LOB: 2 BB: 0 P: 15	R: 7 E: 0 K: 1 S: 23	H: 7 LOB: 2 BB: 0 P: 34	R: 0 E: 0 K: 1 S: 12	H: 0 LOB: 1 BB: 0 P: 18	R: 0 E: 0 K: 0 S: 8	H: 0 LOB: 0 BB: 0 P: 13	1B: 13 2B: 3 3B: 0 HR: 1	SF: 2 SAC: 0 DP: 1 HBP: 2	WP: 0 PB: 0 SB: 1 CS: 0	PA: 50					
<b>PITCHER</b>	IP	WLS	BF	H	R	ER	SO	BB	IBB	HBP	BLK	WP	HR	S	P	ERA	WHIP										
Carlos Hernández, L (1, 1) ERA: 4.84	2.1		15	4	3	3	3	4	0	0	0	0	0	40	67	11.57	3.429										
Ricky Stone, R (3, 1) ERA: 3.49	2.2		12	3	1	1	2	2	0	0	0	0	0	29	46	3.38	1.875										
Dave Mlicki, R (6, 1) ERA: 5.66	1.0	L	9	5	4	4	1	0	0	1	0	0	0	15	22	36.00	5.000										
Pedro Borbon, L (7, 1) ERA: 4.7	0.1		2	1	0	0	0	0	0	0	0	0	0	4	5	0.00	3.000										
Nelson Cruz, R (7, 1) ERA: 4.59	2.2		12	3	3	3	2	0	0	1	0	0	1	34	53	10.12	1.125										

San Diego Padres @ Houston Astros

Astros Field, Houston, TX

Tue Aug 27 2002, 8:05 PM EDT

Att: 21,771 - Dome - 72 F

livebaseballscorecards.com

AB	40
R	11
H	16
RBI	11
BB	6
SO	8
LOB	25



Batter	1	2	3	4	5	6	7	8	9	AB	R	H	RBI	BB	SO	LOB
Brian Hunter, R OBP: 0.345, SLG: 0.430 Nelson Cruz, R (7, 1)	4-1 5 2B 17 BB BB	3-3 K		4-2 2-3 BB BB		0-3 K		1-3 K		2	1	0	0	2	2	1
Craig Biggio, R OBP: 0.340, SLG: 0.412 (1, 4)	1-1 F8	4-1 BB		1-1 F9			0-0 HR		1-3 K	4	1	1	1	1	1	3
17 Lance Berkman, S OBP: 0.410, SLG: 0.597 (7, 8)	4-1 5 2B 1-2 1B BB	0-2 F7			0-1 F9		1-0 HR		0-0 G3-1	4	2	1	1	1	0	2
5 Jeff Bagwell, R OBP: 0.395, SLG: 0.523 (1, 3)	1-0 1B 1-3 2-H 16 SF9 2B		2-3 K		2-2 HR		0-3 K		0-0 DI 1B	5	2	3	2	0	2	0
Jose Vizcaino, S OBP: 0.346, SLG: 0.401 (1, 5)	0-2 2-3 3-H 1B		0-1 L5		0-2 G4-3		2-3 K		1-1 G1-3	5	0	1	1	0	1	1
16 Jason Lane, R OBP: 0.318, SLG: 0.316 Dave Micki, R OBP: 0.192, SLG: 0.231 Pedro Borbon, R Daryle Ward, L OBP: 0.332, SLG: 0.421 (7, 7)	0-1 SF9		0-0 L9		4-1 FC6-4 BB		2-2 1B			1	0	0	1	1	0	0
Gregg Zaun, S OBP: 0.272, SLG: 0.314 (1, 2)	0-3 K				2-1 FC6-4		1-1 G4-3			4	0	1	0	0	1	3
28 Adam Everett, R OBP: 0.309, SLG: 0.243 (1, 6)		1-0 SH5-4 1B		2-1 FC5-4 WP 1-2f		3-2 F8		0-1 G6-3		4	0	1	0	0	0	1
Carlos Hernández, S OBP: 0.258, SLG: 0.207 Ricky Stone, R Orlando Merced, S OBP: 0.357, SLG: 0.457 (6, 9)		0-0 SH5-4		1-3 K		2-0 F9		2-2 F7		0	0	0	0	0	0	0
		1-2 1B		1-2 K						1	0	0	0	0	1	1
										2	0	0	0	0	0	0

Inning Stats	R: 3	H: 2	E: 0	K: 1	S: 13	LOB: 1	BB: 2	P: 23	R: 0	H: 1	E: 0	K: 1	S: 12	LOB: 2	BB: 1	P: 20	R: 0	H: 0	E: 0	K: 1	S: 6	LOB: 0	BB: 0	P: 8	R: 0	H: 1	E: 0	K: 1	S: 11	LOB: 2	BB: 1	P: 20	R: 1	H: 1	E: 0	K: 0	S: 11	LOB: 1	BB: 1	P: 19	R: 0	H: 0	E: 0	K: 1	S: 7	LOB: 0	BB: 0	P: 12	R: 2	H: 3	E: 0	K: 2	S: 14	LOB: 1	BB: 0	P: 20	R: 0	H: 0	E: 0	K: 1	S: 8	LOB: 0	BB: 0	P: 11	R: 0	H: 1	E: 0	K: 1	S: 7	LOB: 1	BB: 0	P: 9	1B: 5	SF: 1	3B: 0	HR: 3
--------------	------	------	------	------	-------	--------	-------	-------	------	------	------	------	-------	--------	-------	-------	------	------	------	------	------	--------	-------	------	------	------	------	------	-------	--------	-------	-------	------	------	------	------	-------	--------	-------	-------	------	------	------	------	------	--------	-------	-------	------	------	------	------	-------	--------	-------	-------	------	------	------	------	------	--------	-------	-------	------	------	------	------	------	--------	-------	------	-------	-------	-------	-------

PITCHER	IP	WLS	BF	H	R	ER	SO	BB	IBB	HBP	BLK	WP	HR	S	P	ERA	WHIP
Mike Bynum, L ERA: 5.09	(1, 1)	5.0	25	5	4	4	4	5	0	0	0	1	1	53	90	7.20	2.000
Jeremy Fikac, R ERA: 4.55	(6, 1)	1.0	3	0	0	0	1	0	0	0	0	0	0	7	12	0.00	0.000
Jonathan Johnson, R ERA: 2.57	(7, 1)	1.0	6	3	2	2	2	0	0	0	0	0	2	14	20	18.00	3.000
Brandon Villafuerte, R ERA: 1.93	(8, 1)	2.0	7	1	0	0	2	0	0	0	0	0	0	15	20	0.00	0.500

**BOTTOM**

**San Diego Padres @ Houston Astros**  
Astros Field, Houston, TX

Tue Aug 27 2002, 8:05 PM EDT  
Att: 21,771 - Dome - 72 F

<b>AB</b>	<b>34</b>
<b>R</b>	<b>6</b>
<b>H</b>	<b>9</b>
<b>RBI</b>	<b>6</b>
<b>BB</b>	<b>5</b>
<b>SO</b>	<b>9</b>
<b>LOB</b>	<b>12</b>

livebaseballscorecards.com



WP	HR	S	P	ERA	WHIP
1	1	53	90	7.20	2.000
0	0	7	12	0.00	0.000
2	2	14	20	18.00	3.000
0	0	15	20	0.00	0.500

Batter	1	2	3	4	5	6	7	8	9	AB R H RBI BB SO LOB	TOP											
Ramón Vázquez, L (1, 4) OBP: 0.349, SLG: 0.353	2-1 F8		1-0 K		2-3 K			1-3 K		4 0 1 0 0 2 1												
Mark Kotsay, L (1, 8) OBP: 0.363, SLG: 0.457	1-1 3B		0-2 G3			1-2 G6-3			1-2 G4-3	4 0 1 0 0 0 1												
Ryan Klesko, L (1, 3) OBP: 0.386, SLG: 0.521	1-1 P5			4-1 E 2B BB		0-2 G4-6-3 1B			0-1 G4-3	3 1 1 0 1 0 1												
Phil Nevin, R (1, 5) OBP: 0.341, SLG: 0.438	1-2 F9			0-0 P4		1-1 G4-6-3 1-2f			0-0 F9	4 0 0 0 0 0 3												
Gene Kingsale, S (1, 7) OBP: 0.370, SLG: 0.447		2-3 K		2-1 E4 2B			0-1 B1-3			3 0 0 0 0 1 1												
Bubba Trammell, R (1, 9) OBP: 0.336, SLG: 0.413		1-1 P4		0-3 K			0-2 G6-3			3 0 0 0 0 1 2												
Deivi Cruz, R (1, 6) OBP: 0.308, SLG: 0.391		0-3 K		0-0 K 1-H 2-H 2B			0-1 G3			3 0 1 1 0 1 0												
Tom Lampkin, L (1, 2) OBP: 0.304, SLG: 0.340			2-1 P6		0-2 F8			4-2 CS BB		2 0 0 0 1 0 0												
Trenidad Hubbard, R (8, PR) OBP: 0.292, SLG: 0.285										0 0 0 0 0 0 0												
Wiki Gonzalez, R (8, 2) OBP: 0.370, SLG: 0.345										0 0 0 0 0 0 0												
44 Jake Peavy, R (1, 1) OBP: 0.292, SLG: 0.417			1-3 K		0-2 F8			3-3 K		2 0 0 0 0 1 0												
Jeremy Fikac, R (7, 1)										0 0 0 0 0 0 0												
Mike Holtz, L (7, 1)										0 0 0 0 0 0 0												
Ron Gant, R (8, PH) OBP: 0.349, SLG: 0.512										1 0 0 0 0 1 1												
Clay Condrey, R (8, 1)										0 0 0 0 0 0 0												
<b>Inning Stats</b>	R: 0 E: 0 K: 0 S: 9	H: 1 LOB: 1 BB: 0 P: 14	R: 0 E: 0 K: 2 S: 8	H: 0 LOB: 0 BB: 0 P: 11	R: 0 E: 0 K: 1 S: 9	H: 1 LOB: 1 BB: 0 P: 13	R: 1 E: 1 K: 1 S: 8	H: 1 LOB: 2 BB: 1 P: 14	R: 0 E: 0 K: 1 S: 9	H: 0 LOB: 0 BB: 0 P: 11	R: 0 E: 0 K: 0 S: 8	H: 1 LOB: 0 BB: 0 P: 10	R: 0 E: 0 K: 0 S: 7	H: 0 LOB: 0 BB: 0 P: 7	R: 0 E: 0 K: 2 S: 11	H: 0 LOB: 1 BB: 1 P: 19	R: 0 E: 0 K: 0 S: 6	H: 0 LOB: 0 BB: 0 P: 7	1B: 1 2B: 3 3B: 1 HR: 0	SF: 0 SAC: 0 DP: 2 HBP: 0	WP: 0 PB: 0 SB: 0 CS: 1	PA: 31
<b>PITCHER</b>	IP WLS BF H R ER SO BB IBB HBP BLK WP HR S P ERA WHIP																					
44 Roy Oswalt, R (1, 1) ERA: 2.91	7.2 W 27 4 1 0 6 2 0 0 0 0 0 0 65 94 0.00 0.783																					
Octavio Dotel, R (8, 1) ERA: 1.87	0.1 H 1 0 0 0 1 0 0 0 0 0 0 0 4 5 0.00 0.000																					
Billy Wagner, L (9, 1) ERA: 2.95	1.0 S 3 0 0 0 0 0 0 0 0 0 0 0 6 7 0.00 0.000																					

San Diego Padres @ Houston Astros  
Astros Field, Houston, TX  
Wed Aug 28 2002, 8:05 PM EDT  
Att. 25,339 - Dome - 72 F

livebaseballscorecards.com

AB	29
R	1
H	4
RBI	1
BB	2
SO	7
LOB	10





Batter	1	2	3	4	5	6	7	8	9
Jose Vizcaino, S OBP: 0.345, SLG: 0.403 (1, 6)	1-1 G4-3 1B		0-0 1B 2B		0-1 F8		0-3 K2-3		
Craig Biggio, R OBP: 0.343, SLG: 0.415 (1, 4)	2-3 K		0-0 1B		1-2 1B		1-1 1B		
17 Lance Berkman, S OBP: 0.409, SLG: 0.594 (1, 8) (8, 7)	1-3 K		4-2 5 FC5-4 BB		2-3 K		3-3 K		
5 Jeff Bagwell, R OBP: 0.394, SLG: 0.519 (1, 3)		1-3 K	0-1 FC5-4		1-0 G4-3		4-0 IBB		
Daryle Ward, L OBP: 0.331, SLG: 0.419 Brian Hunter, R OBP: 0.345, SLG: 0.430 (1, 7) (8, 8)		2-3 K		1-1 G3-1		2-2 FC1-6 1B	1-0 F8		
Orlando Merced, S OBP: 0.356, SLG: 0.450 16 Jason Lane, R OBP: 0.318, SLG: 0.316 (1, 9) (9, 9)		0-1 F7		1-3 K		3-2 FC1-6 BLK	4-1 G1-6-3 1B BB		
Brad Ausmus, R OBP: 0.348, SLG: 0.392 (1, 2)			2-1 G5-3	0-0 BB 1B		4-1 BB	1-1 G1-6-3 1B		
Geoff Blum, S OBP: 0.364, SLG: 0.427 (1, 5)			2-2 44 FC1-6 1B	4-2 1-2 BB		2-2 F7	0-0 G1-6-3		
44 Roy Oswalt, R OBP: 0.145, SLG: 0.121 Octavio Dotel, R Gregg Zaun, S OBP: 0.270, SLG: 0.313 Billy Wagner, L (1, 1) (8, 1) (8, PH) (9, 1)			1-1 FC1-6 2B 1B	2-3 K		0-0 G1-3	1-1 P6		

Inning Stats	R: 0	H: 0	E: 0	K: 2	S: 8	LOB: 0	BB: 0	P: 12
	R: 0	H: 0	E: 0	K: 2	S: 8	LOB: 0	BB: 0	P: 11
	R: 2	H: 3	E: 0	K: 0	S: 15	LOB: 2	BB: 1	P: 23
	R: 0	H: 1	E: 0	K: 2	S: 13	LOB: 2	BB: 1	P: 21
	R: 0	H: 1	E: 0	K: 1	S: 9	LOB: 1	BB: 0	P: 13
	R: 0	H: 1	E: 0	K: 0	S: 14	LOB: 2	BB: 1	P: 25
	R: 0	H: 1	E: 0	K: 2	S: 9	LOB: 2	BB: 1	P: 18
	R: 0	H: 1	E: 0	K: 0	S: 6	LOB: 1	BB: 1	P: 12

PITCHER	IP	WLS	BF	H	R	ER	SO	BB	IBB	HBP	BLK	WP	HR	S	P	ERA	WHIP
44 Jake Peavy, R ERA: 4.85	(1, 1)	6.0	L	27	6	2	7	3	0	0	1	0	0	67	105	3.00	1.500
Jeremy Fikac, R ERA: 4.5	(7, 1)	0.2		3	1	0	2	0	0	0	0	0	0	8	12	0.00	1.500
Mike Holtz, L ERA: 4.5	(7, 1)	0.1		2	0	0	0	0	1	0	0	0	0	1	6	0.00	0.000
Clay Condrey, R ERA:	(8, 1)	1.0		4	1	0	0	1	0	0	0	0	0	6	12	0.00	2.000

**BOTTOM**

**San Diego Padres @ Houston Astros**  
Astros Field, Houston, TX

Wed Aug 28 2002, 8:05 PM EDT  
Att: 25,339 - Dome - 72 F

AB	31
R	2
H	8
RBI	2
BB	5
SO	9
LOB	18

livebaseballscorecards.com



1B:	7	SF:	0	WP:	0	PA:	36
2B:	1	SAC:	0	PB:	0		
3B:	0	DP:	1	SB:	1		
HR:	0	HBP:	0	CS:	0		

Batter	1	2	3	4	5	6	7	8	9	AB R H RBI BB SO LOB	TOP	
Ramón Vázquez, L (1, 4) OBP: 0.345, SLG: 0.349	3-2 G5-3		3-2 G6-3			1-2 F7		1-3 K		4 0 0 0 0 1 0	<b>San Diego Padres @ Houston Astros</b> Astros Field, Houston, TX Thu Aug 29 2002, 4:05 PM EDT Att. 22,485 - Dome - 72 F	
Mark Kotsay, L (1, 8) OBP: 0.360, SLG: 0.453	1-0 F7		0-1 G1-4-3			1-3 K		2-1 F8	4 0 0 0 0 1 0			
Ryan Klesko, L (1, 3) OBP: 0.389, SLG: 0.522	0-2 E 1B		0-1 1B			4-0 S BB		0-0 P4	3 0 2 0 1 0 0			
Phil Nevin, R (1, 5) OBP: 0.337, SLG: 0.433	1-2 E6 1-2			2-1 F9		2-3 K		2-3 K	4 0 0 0 0 2 2			
Ron Gant, R (1, 7) OBP: 0.345, SLG: 0.506	3-2 G6-3			1-3 K			3-2 P3		3 0 0 0 0 1 2			
Bubba Trammell, R (1, 9) OBP: 0.333, SLG: 0.409				1-3 K			1-1 F7		3 0 0 0 0 2 0			
Deivi Cruz, R (1, 6) OBP: 0.306, SLG: 0.389					0-1 F9		1-2 G6-3		3 0 0 0 0 0 0			
Wiki Gonzalez, R (1, 2) OBP: 0.369, SLG: 0.352					3-3 K2-3			0-3 K	3 0 1 0 0 2 0			
Brian Lawrence, R (1, 1) OBP: 0.180, SLG: 0.143					0-1 F9			2-2 F9	2 0 1 0 0 0 0			
Mike Holtz, L (7, 1)									0 0 0 0 0 0 0			
Gene Kingsale, S (8, PH) OBP: 0.367, SLG: 0.444									1 0 0 0 0 0 0			
Dennis Tankersley, R (8, 1) OBP: 0.308, SLG: 0.615									0 0 0 0 0 0 0			
<b>Inning Stats</b>	R: 0 H: 1 E: 1 LOB: 2 K: 0 BB: 0 S: 14 P: 22	R: 0 H: 2 E: 0 LOB: 2 K: 1 BB: 0 S: 7 P: 9	R: 0 H: 1 E: 0 LOB: 1 K: 0 BB: 0 S: 11 P: 14	R: 0 H: 0 E: 0 LOB: 0 K: 2 BB: 0 S: 8 P: 12	R: 0 H: 0 E: 0 LOB: 0 K: 1 BB: 0 S: 7 P: 10	R: 0 H: 0 E: 0 LOB: 1 K: 2 BB: 1 S: 9 P: 17	R: 0 H: 0 E: 0 LOB: 0 K: 0 BB: 0 S: 8 P: 13	R: 0 H: 0 E: 0 LOB: 0 K: 2 BB: 0 S: 12 P: 15	R: 0 H: 0 E: 0 LOB: 0 K: 1 BB: 0 S: 6 P: 10	1B: 3 SF: 0 2B: 1 SAC: 0 3B: 0 DP: 0 HR: 0 HBP: 0	WP: 0 PA: 31 PB: 0 SB: 1 CS: 0	
<b>PITCHER</b>	IP WLS BF H R ER SO BB IBB HBP BLK WP HR S P ERA WHIP											
Pete Munro, R (1, 1) ERA: 2.76	5.0 W 18 4 0 0 4 0 0 0 0 0 0 0 47 67 0.00 0.800											
Pedro Borbon, L (6, 1) ERA: 4.63	0.2 H 3 0 0 0 1 1 0 0 0 0 0 0 6 12 0.00 1.500											
Tom Gordon, R (6, 1) ERA: 3.62	1.1 H 4 0 0 0 1 0 0 0 0 0 0 0 11 18 0.00 0.000											
Octavio Dotel, R (8, 1) ERA: 1.82	2.0 S 6 0 0 0 3 0 0 0 0 0 0 0 18 25 0.00 0.000											

livebaseballscorecards.com

<b>AB</b>	<b>30</b>
<b>R</b>	<b>0</b>
<b>H</b>	<b>4</b>
<b>RBI</b>	<b>0</b>
<b>BB</b>	<b>1</b>
<b>SO</b>	<b>9</b>
<b>LOB</b>	<b>4</b>



Batter	1	2	3	4	5	6	7	8	9	AB	R	H	RBI	BB	SO	LOB
Jose Vizcaino, S OBP: 0.346, SLG: 0.404 (1, 6)	0-0 G6-3		0-0 G6-4-3 2-H 1B		0-2 CS 1B		2-3 K			4	0	2	1	0	1	0
Craig Biggio, R OBP: 0.342, SLG: 0.413 (1, 4)	1-1 G4-3		1-2 G6-4-3 1-2f		2-2 G1-3 1-2		4-0 17 G5-4-3 BB			3	0	0	0	1	0	2
17 Lance Berkman, S OBP: 0.409, SLG: 0.599 (1, 8) (9, 7)	3-2 1B			1-1 E4 5 1B 2B		0-0 HR	1-1 G5-4-3 1-2f			4	2	2	1	0	0	1
5 Jeff Bagwell, R OBP: 0.393, SLG: 0.517 (1, 3)	2-3 K			2-2 2B 1-2 FC3-2 1B		0-1 G6-3		1-1 F7		4	0	1	0	0	1	1
Daryle Ward, L OBP: 0.330, SLG: 0.418 (1, 7)		1-2 F2		1-3 K		1-1 G4-3		1-0 1B 2B 1B		4	0	1	0	0	1	2
16 Jason Lane, R OBP: 0.318, SLG: 0.316 (8, PR) (9, 9)		2-1 P6		2-2 FC3-2 1-3 2-H 2B		1-0 1B 1B 1B		2-1 2B 1B		0	1	0	0	0	0	0
Orlando Merced, S OBP: 0.362, SLG: 0.461 (1, 9)				1-1 FC3-2		2-1 1B 1B		2-3 K		4	1	3	1	0	0	0
Brian Hunter, R OBP: 0.345, SLG: 0.430 (9, 8)		0-3 K		2-3 3-H		1-2 1B 1B		1-1 K		0	0	0	0	0	0	0
Brad Ausmus, R OBP: 0.347, SLG: 0.391 (1, 2)				1-1 F8		0-0 1B		1-1 2B		4	0	1	0	0	2	4
Geoff Blum, S OBP: 0.369, SLG: 0.434 (1, 5)			3-2 SH1-4 1B		1-1 F8		0-0 1B		1-1 2B		4	1	3	2	0	2
Pete Munro, R OBP: 0.176, SLG: 0.125 (1, 1)			0-0 SH1-4		2-3 K		0-0 G1-3		1-0 P4		0	0	0	0	0	0
Alan Zinter, S OBP: 0.156, SLG: 0.313 (5, PH)			1-2							1	0	0	0	0	1	0
Pedro Borbon, R (6, 1)										0	0	0	0	0	0	0
Tom Gordon, R (6, 1)										1	0	0	0	0	0	3
Octavio Dotel, R (8, 1)										1	0	0	0	0	0	2

Inning Stats	R: 0	H: 1	E: 0	K: 1	S: 13	R: 0	H: 0	E: 0	K: 1	S: 9	R: 1	H: 2	E: 0	K: 0	S: 10	R: 1	H: 2	E: 1	K: 1	S: 17	R: 0	H: 1	E: 0	K: 1	S: 9	R: 1	H: 4	E: 0	K: 0	S: 10	R: 0	H: 0	E: 0	K: 1	S: 8	R: 2	H: 3	E: 0	K: 1	S: 12	
	0	1	0	1	13	0	0	0	1	9	1	2	0	0	10	1	2	1	1	17	0	1	0	0	1	9	1	4	0	0	10	0	0	0	1	8	2	3	0	1	12
	0	1	0	1	13	0	0	0	1	9	1	2	0	0	10	1	2	1	1	17	0	1	0	0	1	9	1	4	0	0	10	0	0	1	8	2	3	0	1	12	
	0	1	0	1	13	0	0	0	1	9	1	2	0	0	10	1	2	1	1	17	0	1	0	0	1	9	1	4	0	0	10	0	0	1	8	2	3	0	1	12	
	0	1	0	1	13	0	0	0	1	9	1	2	0	0	10	1	2	1	1	17	0	1	0	0	1	9	1	4	0	0	10	0	0	1	8	2	3	0	1	12	

**BOTTOM**

**San Diego Padres @ Houston Astros**  
Astros Field, Houston, TX

Thu Aug 29 2002, 4:05 PM EDT  
Att: 22,485 - Dome - 72 F

AB	34
R	5
H	13
RBI	5
BB	1
SO	6
LOB	17



PITCHER	IP	WLS	BF	H	R	ER	SO	BB	IBB	HBP	BLK	WP	HR	S	P	ERA	WHIP
Brian Lawrence, R ERA: 3.58 (1, 1)	6.1	L	29	10	3	2	5	1	0	0	0	0	1	74	108	2.84	1.737
Mike Holtz, L ERA: 4.41 (7, 1)	0.2		1	0	0	0	0	0	0	0	0	0	0	2	3	0.00	0.000
Dennis Tankersley, R ERA: 8.19 (8, 1)	1.0		6	3	2	2	1	0	0	0	0	0	0	12	20	18.00	3.000

Batter	1	2	3	4	5	6	7	8	9	AB R H RBI BB SO LOB	TOP											
Juan Pierre, L (1, 8) OBP: 0.308, SLG: 0.301	1-1 F8			0-1 G3		0-0 G4-3			1-3 K	4 0 0 0 0 1 1												
Jay Payton, R (1, 7) OBP: 0.360, SLG: 0.497	3-2 2B			1-1 G6-3			3-1 G6-3		1-2 G4-3	4 0 1 0 0 0 0												
Larry Walker, L (1, 9) OBP: 0.426, SLG: 0.631	0-0 F8			2-0 G6-3			1-0 F8			3 0 0 0 0 0 0												
17 Todd Helton, L (1, 3) OBP: 0.428, SLG: 0.582		0-0 1B			3-2 F7		0-0 1B			3 0 2 0 0 0 0												
Todd Zeile, R (1, 5) OBP: 0.347, SLG: 0.415		2-1 G6-4-3			0-3 K		1-2 L9			3 0 0 0 0 1 2												
Brent Butler, R (1, 4) OBP: 0.285, SLG: 0.417		2-3 K			0-0 F3			0-0 G5-3		3 0 0 0 0 1 0												
Gary Bennett, R (1, 2) OBP: 0.300, SLG: 0.341				0-2 G1-3		3-2 F7		0-2 F3		3 0 0 0 0 0 0												
Juan Uribe, R (1, 6) OBP: 0.274, SLG: 0.325				3-2 G6-3		2-2 F7		2-2 F8		3 0 0 0 0 0 0												
Denny Neagle, L (1, 1) OBP: 0.268, SLG: 0.341				1-0 F8		0-1 1B			2-3 K	2 0 1 0 0 0 0												
Greg Norton, S (9, PH) OBP: 0.285, SLG: 0.375										1 0 0 0 0 1 0												
<b>Inning Stats</b>	R: 0 E: 0 K: 0 S: 8	H: 1 LOB: 0 BB: 0 P: 12	R: 0 E: 0 K: 1 S: 6	H: 1 LOB: 0 BB: 0 P: 10	R: 0 E: 0 K: 0 S: 7	H: 0 LOB: 0 BB: 0 P: 11	R: 0 E: 0 K: 0 S: 5	H: 0 LOB: 0 BB: 0 P: 8	R: 0 E: 0 K: 1 S: 9	H: 0 LOB: 0 BB: 0 P: 12	R: 0 E: 0 K: 0 S: 10	H: 1 LOB: 1 BB: 0 P: 15	R: 0 E: 0 K: 0 S: 7	H: 1 LOB: 1 BB: 0 P: 12	R: 0 E: 0 K: 2 S: 10	H: 0 LOB: 0 BB: 0 P: 10	R: 0 E: 0 K: 2 S: 10	H: 0 LOB: 0 BB: 0 P: 14	1B: 3 2B: 1 3B: 0 HR: 0	SF: 0 SAC: 0 DP: 1 HBP: 0	WP: 0 PB: 0 SB: 0 CS: 0	PA: 29
<b>PITCHER</b>	IP WLS BF H R ER SO BB IBB HBP BLK WP HR S P ERA WHIP																					
Brett Tomko, R (1, 1) ERA: 4.18	8.0 W 26 4 0 0 2 0 0 0 0 0 0 0 60 90 0.00 0.500																					
Trevor Hoffman, R (9, 1) ERA: 2.81	1.0 S 3 0 0 0 2 0 0 0 0 0 0 0 10 14 0.00 0.000																					

Colorado Rockies @ San Diego Padres  
Qualcomm Stadium, San Diego, CA

AB	29
R	0
H	4
RBI	0
BB	0
SO	4
LOB	3



Fri Aug 30 2002, 10:05 PM EDT  
Att. 15,987 - Sunny - 77 F

livebaseballscorecards.com

Batter	1	2	3	4	5	6	7	8	9	AB	R	H	RBI	BB	SO	LOB
Gene Kingsale, S OBP: 0.377, SLG: 0.453 (1, 8)	0-0 1B BB 1B		0-0 B1-3			1-2 G6-4-3 1B		1-1 1B		4	1	3	0	0	0	0
Trenidad Hubbard, R OBP: 0.291, SLG: 0.278 (1, 9)	4-2 1B BB 1-2		0-0 G4-3			0-0 G6-4-3 1-2f		1-3 K		3	0	0	0	1	1	2
Phil Nevin, R OBP: 0.334, SLG: 0.429 (1, 5)	2-1 F9		2-3 K			1-1 G3-1				3	0	0	0	0	1	2
Ron Gant, R OBP: 0.345, SLG: 0.504 (1, 7)	2-1 1B BB 1-3 2-3		2-3 K			0-0 F3				3	1	1	0	0	1	0
Brian Buchanan, R OBP: 0.317, SLG: 0.443 (1, 3)	1-2 1B 2-H 3-H		1-3 K			2-2 G3				3	0	1	2	0	1	0
Deivi Cruz, R OBP: 0.306, SLG: 0.388 (1, 6)	0-0 L5		0-1 G5-3			0-1 1B				3	0	1	0	0	0	1
Wiki Gonzalez, R OBP: 0.368, SLG: 0.352 (1, 2)			1-1 G4-6-3 1B			0-0 L5		0-2 G4-3		3	0	1	0	0	0	1
Julius Matos, R OBP: 0.295, SLG: 0.305 (1, 4)			1-0 G4-6-3 1-2f			0-2 G5-3		3-2 F3		3	0	0	0	0	0	1
Brett Tomko, R OBP: 0.207, SLG: 0.228 Bubba Trammell, R OBP: 0.333, SLG: 0.408 Trevor Hoffman, R (8, PH) (9, 1)			2-3 K			2-1 F7		1-3 K		2	0	0	0	0	1	0
										1	0	0	0	0	1	0
										0	0	0	0	0	0	0
<b>Inning Stats</b>	R: 2 H: 3 E: 0 LOB: 1 K: 0 BB: 1 S: 12 P: 21	R: 0 H: 1 E: 0 LOB: 0 K: 1 BB: 0 S: 6 P: 10	R: 0 H: 0 E: 0 LOB: 0 K: 1 BB: 0 S: 6 P: 8	R: 0 H: 0 E: 0 LOB: 0 K: 2 BB: 0 S: 10 P: 13	R: 0 H: 0 E: 0 LOB: 0 K: 0 BB: 0 S: 6 P: 8	R: 0 H: 1 E: 0 LOB: 0 K: 0 BB: 0 S: 8 P: 10	R: 0 H: 1 E: 0 LOB: 1 K: 0 BB: 0 S: 10 P: 12	R: 0 H: 1 E: 0 LOB: 1 K: 2 BB: 0 S: 12 P: 18			1B: 7 SF: 0 2B: 0 SAC: 0 3B: 0 DP: 2 HR: 0 HBP: 0	WP: 0 PA: 29 PB: 0 SB: 0 CS: 0				
<b>PITCHER</b> Denny Neagle, L ERA: 4.85 (1, 1)	IP 8.0 WLS L BF 29 H 7 R 2 ER 2 SO 6	BB 1 IBB 0 HBP 0 BLK 0 WP 0 HR 0 S 70 P 100 ERA 2.25 WHIP 1.000														

**BOTTOM**

**Colorado Rockies @ San Diego Padres**  
Qualcomm Stadium, San Diego, CA

Fri Aug 30 2002, 10:05 PM EDT  
Att. 15,987 - Sunny - 77 F

[livebaseballscorecards.com](http://livebaseballscorecards.com)

<b>AB</b>	<b>28</b>
<b>R</b>	<b>2</b>
<b>H</b>	<b>7</b>
<b>RBI</b>	<b>2</b>
<b>BB</b>	<b>1</b>
<b>SO</b>	<b>6</b>
<b>LOB</b>	<b>7</b>



Batter	1	2	3	4	5	6	7	8	9	AB R H RBI BB SO LOB	TOP											
Jay Payton, R OBP: 0.357, SLG: 0.492 (1, 8) X	0-0 G6-3		1-2 G6-3			2-1 G5-3		2-1 L4		4 0 0 0 0 0 1												
Terry Shumpert, R OBP: 0.308, SLG: 0.358 (1, 4) C X	0-2 G6-3		1-3 K			1-0 L8		2-2 FC6-4		4 0 0 0 0 1 1												
Larry Walker, L OBP: 0.427, SLG: 0.629 (1, 9) B B B	4-0 BB		2-1 F8			1-2 1B				3 0 1 0 1 0 0												
17 Todd Helton, L OBP: 0.425, SLG: 0.577 (1, 3) X	0-0 F7				0-1 G3		0-0 F8			4 0 0 0 0 1 2												
Todd Zeile, R OBP: 0.346, SLG: 0.416 (1, 5) B C C X		1-2 F8			2-3 K		2-1 F8			4 0 1 0 0 1 0												
Jack Cust, L OBP: 0.250, SLG: 0.250 (1, 7) C X		0-2 L8			0-0 CS 1B		1-2 F9			4 0 1 0 0 1 1												
Sandy Alomar Jr., R OBP: 0.307, SLG: 0.440 (1, 2) B B X C B B		2-1 1B 1B			3-2 CS 1-2		0-1 G5-3			3 0 1 0 0 0 0												
Juan Uribe, R OBP: 0.275, SLG: 0.325 (1, 6) B B B X		2-1 1B					0-1 F9			3 0 1 0 0 0 0												
28 Aaron Cook, R (1, 1) X		0-1 G6-3					0-0 G5-3			2 0 0 0 0 0 2												
Greg Norton, S (8, PH) OBP: 0.290, SLG: 0.375										0 0 0 0 1 0 0												
Todd Jones, L (8, 1) X								4-0 FC6-4 BB		0 0 0 0 0 0 0												
<b>Inning Stats</b>	R: 0 E: 0 K: 0 S: 5	H: 0 LOB: 1 BB: 1 P: 9	R: 0 E: 0 K: 0 S: 12	H: 2 LOB: 2 BB: 0 P: 17	R: 0 E: 0 K: 1 S: 10	H: 0 LOB: 0 BB: 0 P: 14	R: 0 E: 0 K: 1 S: 8	H: 1 LOB: 0 BB: 0 P: 13	R: 0 E: 0 K: 0 S: 5	H: 0 LOB: 0 BB: 0 P: 5	R: 0 E: 0 K: 0 S: 7	H: 1 LOB: 1 BB: 0 P: 11	R: 0 E: 0 K: 0 S: 7	H: 0 LOB: 0 BB: 0 P: 10	R: 0 E: 0 K: 0 S: 8	H: 0 LOB: 1 BB: 1 P: 17	R: 0 E: 0 K: 2 S: 13	H: 1 LOB: 1 BB: 0 P: 23	1B: 4 2B: 1 3B: 0 HR: 0	SF: 0 SAC: 0 DP: 0 HBP: 0	WP: 0 PB: 0 SB: 0 CS: 1	PA: 34
<b>PITCHER</b>	IP WLS BF H R ER SO BB IBB HBP BLK WP HR S P ERA WHIP																					
Clay Condrey, R (1, 1) ERA:	7.1 W 27 4 0 0 2 2 0 0 0 0 0 0 57 87 0.00 0.818																					
Brandon Villafuerte, R (8, 1) ERA: 1.86	0.2 H 2 0 0 0 0 0 0 0 0 0 0 0 5 9 0.00 0.000																					
Trevor Hoffman, R (9, 1) ERA: 2.75	1.0 S 4 1 0 0 2 0 0 0 0 0 0 0 13 23 0.00 1.000																					

Colorado Rockies @ San Diego Padres  
Qualcomm Stadium, San Diego, CA  
Sat Aug 31 2002, 10:05 PM EDT  
Att. 31,043 - Sunny - 79 F

AB	31
R	0
H	5
RBI	0
BB	2
SO	4
LOB	7



WP: 0	PA: 34
PB: 0	
SB: 0	
CS: 1	

Batter	1	2	3	4	5	6	7	8	9	AB	R	H	RBI	BB	SO	LOB	BOTTOM			
<b>Ramón Vázquez, L</b> OBP: 0.347, SLG: 0.349 (1, 4) C X	0-2 G6-3 1B	2-1 HBP 1B			1-0 FC3-6 1B		1-1 G3			3	0	1	0	0	0	0	<b>Colorado Rockies @ San Diego Padres</b> Qualcomm Stadium, San Diego, CA Sat Aug 31 2002, 10:05 PM EDT Att: 31,043 - Sunny - 79 F <a href="http://livebaseballscorecards.com">livebaseballscorecards.com</a>			
<b>Mark Kotsay, L</b> OBP: 0.359, SLG: 0.451 (1, 8) B X	2-0 1B FC4 1B	0-0 G4-3			2-2 FC3-6 2B 1B		3-2 G3			4	2	1	0	0	0	4				
<b>Ryan Klesko, L</b> OBP: 0.390, SLG: 0.524 (1, 3) B X	1-0 1B E				1-0 1B 2B		1-0 F8			4	1	2	0	0	0	0				
<b>Phil Nevin, R</b> OBP: 0.333, SLG: 0.426 (1, 5) X	0-0 FC4 G4-6-3 1B				1-3 K		2-2 G6-3 1B			4	0	1	1	0	1	3				
<b>Gene Kingsale, S</b> OBP: 0.374, SLG: 0.447 (1, 7) C X	1-2 G4-6-3 1-2f				1-1 1B		1-1 G6-3			4	0	1	2	0	0	3				
<b>Bubba Trammell, R</b> OBP: 0.334, SLG: 0.409 <b>Trenidad Hubbard, R</b> OBP: 0.291, SLG: 0.278 (1, 9) (9, 9) X		0-0 FC6-4 1B			0-0 G4-6-3 1B		0-1 G6-3			4	0	2	0	0	1	1				
<b>Deivi Cruz, R</b> OBP: 0.306, SLG: 0.388 (1, 6) C X		0-1 FC6-4 1B			1-2 G4-6-3 1B		1-0 F8			3	0	1	0	0	0	1				
<b>Wiki Gonzalez, R</b> OBP: 0.368, SLG: 0.352 (1, 2) B X		1-0 HBP 1B			3-0 G4-6-3 1-2f 2-3		1-1 G4-3			3	0	1	0	0	0	2				
<b>Clay Condrey, R</b> <b>Brandon Villafuerte, R</b> <b>Trevor Hoffman, R</b> (1, 1) (8, 1) (9, 1) S X		0-3 K			1-1 G4-3		0-1 G4-3			3	0	0	0	0	1	3				
<b>Inning Stats</b>	R: 1 E: 1 K: 0 S: 9	H: 2 LOB: 1 BB: 0 P: 13	R: 0 E: 0 K: 1 S: 9	H: 2 LOB: 3 BB: 0 P: 12	R: 0 E: 0 K: 0 S: 3	H: 0 LOB: 0 BB: 0 P: 7	R: 0 E: 0 K: 0 S: 7	H: 2 LOB: 1 BB: 0 P: 12	R: 2 E: 0 K: 1 S: 12	H: 3 LOB: 1 BB: 0 P: 18	R: 0 E: 0 K: 0 S: 5	H: 0 LOB: 0 BB: 0 P: 7	R: 0 E: 0 K: 0 S: 6	H: 0 LOB: 0 BB: 0 P: 11	R: 0 E: 0 K: 1 S: 8	H: 1 LOB: 0 BB: 0 P: 12	1B: 9 2B: 1 3B: 0 HR: 0	SF: 0 SAC: 0 DP: 3 HBP: 1	WP: 0 PB: 0 SB: 0 CS: 0	PA: 33
<b>PITCHER</b> <b>28 Aaron Cook, R</b> ERA: 4.82 <b>Todd Jones, R</b> ERA: 4.24 (1, 1) (8, 1)	IP 7.0	WLS L	BF 30	H 9	R 3	ER 3	SO 2	BB 0	IBB 0	HBP 1	BLK 0	WP 0	HR 0	S 51	P 80	ERA 3.86	WHIP 1.286			
<b>PITCHER</b>	IP 1.0	WLS L	BF 3	H 1	R 0	ER 0	SO 1	BB 0	IBB 0	HBP 0	BLK 0	WP 0	HR 0	S 8	P 12	ERA 0.00	WHIP 1.000			

<b>AB</b>	<b>32</b>
<b>R</b>	<b>3</b>
<b>H</b>	<b>10</b>
<b>RBI</b>	<b>3</b>
<b>BB</b>	<b>0</b>
<b>SO</b>	<b>3</b>
<b>LOB</b>	<b>17</b>



Batter	1	2	3	4	5	6	7	8	9	AB R H RBI BB SO LOB	TOP
--------	---	---	---	---	---	---	---	---	---	----------------------	-----

Juan Pierre, L (1, 8) OBP: 0.309, SLG: 0.302	0-3 K		3-2 FC6-4 1B	1-1 G4-3 1B	2-2 G3-1			3-2 G4-3		5 0 2 1 0 1 3	<b>Colorado Rockies @ San Diego Padres</b> Qualcomm Stadium, San Diego, CA Sun Sep 01 2002, 5:00 PM EDT Att. 21,190 - Sunny - 88 F
Juan Uribe, R (1, 6) OBP: 0.278, SLG: 0.326	4-0 2B BB		0-0 FC6-4 HR	1-2 G4-3 1B		1-1 G1-3		0-1 1B		4 2 2 0 1 0 1	
Larry Walker, L (1, 9) OBP: 0.427, SLG: 0.636	3-2 1-H 2B		0-0 HR	1-1 G4-3		1-2 G6-3		2-3 K		5 1 2 3 0 1 3	
17 Todd Helton, L (1, 3) OBP: 0.423, SLG: 0.572	2-3 K		4-1 BB BB	0-3 K		1-3 K		2-3 K		4 0 0 0 1 4 3	
Gabe Kapler, R (1, 7) OBP: 0.306, SLG: 0.369	1-2 G6-3		0-2 F9		4-2 E 1B BB		3-2 F8		1-3 K	4 0 0 0 1 1 2	
Greg Norton, S (1, 5) OBP: 0.307, SLG: 0.417		0-0 HR	4-1 BB		0-0 E4 HBP 1B		1-0 1B		3-2 2B	4 1 3 1 1 0 1	
Brent Butler, R (1, 4) OBP: 0.287, SLG: 0.415		1-2 F7	0-0 F9		1-1 HBP 1B		2-3 K		4-2 BB	4 0 1 0 1 1 3	
Gary Bennett, R (1, 2) OBP: 0.303, SLG: 0.345		3-1 L4		0-2 SH1-4 1B 2B		3-2 1-2 2-3 HBP		0-1 F8		3 1 1 0 0 0 1	
Jay Payton, R (9, PH) OBP: 0.356, SLG: 0.491										1 0 0 0 0 0 2	
Denny Stark, R (1, 1) OBP: 0.188, SLG: 0.355		1-3 K		1-1 SH1-4 1B		0-0 F9		1-2 G3		1 0 0 0 0 0 1 0	
Victor Santos, R (4, 1)										1 0 0 0 0 0 0 3	
Mark Corey, R (5, 1)										0 0 0 0 0 0 0 0	
Kent Mercker, L (5, 1)										0 0 0 0 0 0 0 0	
Justin Speier, R (6, 1)										0 0 0 0 0 0 0 0	
40 Brian Fuentes, L (7, 1)										0 0 0 0 0 0 0 0	
Ross Gload, L (8, PH) OBP: 0.286, SLG: 0.231										1 0 0 0 0 0 0 0	
Randy Flores, L (8, 1)										0 0 0 0 0 0 0 0	

Inning Stats	R: 1 E: 0 K: 2 S: 12	H: 1 LOB: 1 BB: 1 P: 22	R: 1 E: 0 K: 1 S: 10	H: 1 LOB: 0 BB: 0 P: 15	R: 2 E: 0 K: 0 S: 11	H: 2 LOB: 2 BB: 2 P: 22	R: 1 E: 0 K: 1 S: 17	H: 3 LOB: 2 BB: 0 P: 21	R: 0 E: 1 K: 0 S: 12	H: 1 LOB: 3 BB: 1 P: 22	R: 0 E: 0 K: 1 S: 8	H: 0 LOB: 0 BB: 0 P: 11	R: 0 E: 0 K: 1 S: 13	H: 1 LOB: 1 BB: 0 P: 20	R: 0 E: 0 K: 1 S: 11	H: 1 LOB: 1 BB: 0 P: 17	R: 0 E: 0 K: 2 S: 13	H: 1 LOB: 2 BB: 1 P: 23	1B: 6 2B: 3 3B: 0 HR: 2	SF: 0 SAC: 1 DP: 0 HBP: 1	WP: 0 PB: 0 SB: 0 CS: 0	PA: 44
--------------	-------------------------------	----------------------------------	-------------------------------	----------------------------------	-------------------------------	----------------------------------	-------------------------------	----------------------------------	-------------------------------	----------------------------------	------------------------------	----------------------------------	-------------------------------	----------------------------------	-------------------------------	----------------------------------	-------------------------------	----------------------------------	----------------------------------	------------------------------------	----------------------------------	--------

PITCHER	IP	WLS	BF	H	R	ER	SO	BB	IBB	HBP	BLK	WP	HR	S	P	ERA	WHIP
Adam Eaton, R (1, 1) ERA: 13.5	3.1		20	7	5	5	3	3	0	0	0	0	2	45	74	13.50	3.000
Mike Bynum, L (4, 1) ERA: 4.91	0.2		2	0	0	0	1	0	0	0	0	0	0	5	6	0.00	0.000
Doug Nickle, R (5, 1) ERA: 5.06	1.0	W	6	1	0	0	0	1	0	1	0	0	0	12	22	0.00	2.000
Kevin Walker, L (6, 1) ERA: 5.4	1.0	H	3	0	0	0	1	0	0	0	0	0	0	8	11	0.00	0.000
Jonathan Johnson, R (7, 1) ERA: 2.25	1.0		4	1	0	0	1	0	0	0	0	0	0	13	20	0.00	1.000

AB	37
R	5
H	11
RBI	5
BB	5
SO	9
LOB	22





BOTTOM

Colorado Rockies @ San Diego Padres  
Qualcomm Stadium, San Diego, CA

Sun Sep 01 2002, 5:00 PM EDT  
Att: 21,190 - Sunny - 88 F

livebaseballscorecards.com

AB	35
R	9
H	13
RBI	7
BB	6
SO	4
LOB	22



WP:	0	PA:	41
PB:	2		
SB:	1		
CS:	0		

AB R H RBI BB SO LOB

4 2 2 1 1 1 3

4 1 1 0 1 0 4

4 1 2 0 1 0 1

4 2 2 2 1 0 3

5 1 1 1 0 0 6

3 1 1 0 1 0 0

4 0 2 2 0 0 0

3 1 1 1 1 0 2

1B:	8	SF:	0
2B:	2	SAC:	0
3B:	0	DP:	2
HR:	3	HBP:	0

Batter	1	2	3	4	5	6	7	8	9
Ramón Vázquez, L (1, 4) OBP: 0.350, SLG: 0.350	0-0 S G6-3 1B		4-2 BB BB G6-4-3	0-1 G6-4-3 1-2f	0-0 FC6-4 1B		0-3 K		
Mark Kotsay, L (1, 8) OBP: 0.360, SLG: 0.450	1-0 G6-3 1-2		4-2 G6-4-3 BB 1-2		1-2 2-3 3-H 1B			2-1 L1	
Ryan Klesko, L (1, 3) OBP: 0.392, SLG: 0.526	0-1 P4		4-2 G6-4-3 BB 1-2 2-3		3-2 PB PB 2B 1B	1-2 F8		1-1 G6-3 2B	
Phil Nevin, R (1, 5) OBP: 0.337, SLG: 0.436	3-1 2-H 1B		2-0 G6-4-3 1-2f 2-3 3-H		4-0 PB 2B IBB	0-2 HR		1-2 G6-3 2-3	
Ron Gant, R (1, 7) OBP: 0.342, SLG: 0.510	3-0 F9		0-0 G4-3		0-0 P6	3-2 HR		2-1 F7	
Gene Kingsale, S (1, 9) OBP: 0.377, SLG: 0.444		1-1 P6		0-0 1B 1B	4-2 2B 1B BB	2-2 F8			
Deivi Cruz, R (1, 6) OBP: 0.308, SLG: 0.391		2-2 F8		0-0 1B 1B	0-1 1B 2B	0-0 G4-3			
Tom Lampkin, L (1, 2) OBP: 0.307, SLG: 0.352		1-2 HR		1-1 F8	4-0 1B IBB		2-0 F7		
Adam Eaton, R Mike Bynum, L Bubba Trammell, Jr Doug Mientkiewicz Trenidad Hubbard, R Kevin Walker, L Jonathan Johnson, R Brian Buchanan, R Jeremy Young, R Mike Holtz, L Trevor Hoffman, R		2-3 K		1-1 G6-4-3 1B	3-3 K		3-3 K		

Inning Stats	R: 1	H: 2	E: 0	K: 0	S: 7	LOB: 1	BB: 0	P: 14	R: 1	H: 1	E: 0	K: 1	S: 12	LOB: 0	BB: 0	P: 18	R: 1	H: 0	E: 0	K: 0	S: 13	LOB: 1	BB: 3	P: 27	R: 0	H: 3	E: 0	K: 0	S: 8	LOB: 2	BB: 0	P: 10	R: 4	H: 4	E: 0	K: 1	S: 15	LOB: 3	BB: 3	P: 33	R: 2	H: 2	E: 0	K: 0	S: 13	LOB: 0	BB: 0	P: 19	R: 0	H: 0	E: 0	K: 2	S: 7	LOB: 0	BB: 0	P: 12	R: 0	H: 1	E: 0	K: 0	S: 11	LOB: 1	BB: 0	P: 17
--------------	------	------	------	------	------	--------	-------	-------	------	------	------	------	-------	--------	-------	-------	------	------	------	------	-------	--------	-------	-------	------	------	------	------	------	--------	-------	-------	------	------	------	------	-------	--------	-------	-------	------	------	------	------	-------	--------	-------	-------	------	------	------	------	------	--------	-------	-------	------	------	------	------	-------	--------	-------	-------

PITCHER	IP	WLS	BF	H	R	ER	SO	BB	IBB	HBP	BLK	WP	HR	S	P	ERA	WHIP
Denny Stark, R (1, 1) ERA: 4.16	3.1		18	6	3	3	1	3	0	0	0	0	1	38	67	8.10	2.700
Victor Santos, R (4, 1) ERA: 8.16	1.0	L	8	3	4	4	0	1	2	0	0	0	0	12	27	36.00	4.000
Mark Corey, R (5, 1) ERA: 7.32	0.1		1	0	0	0	1	0	0	0	0	0	0	3	6	0.00	0.000
Kent Mercker, L (5, 1) ERA: 4.98	0.2		5	3	2	2	0	0	0	0	0	0	2	11	15	27.00	4.500
Justin Speier, R (6, 1) ERA: 3.99	0.2		2	0	0	0	0	0	0	0	0	0	0	4	6	0.00	0.000

PITCHER	IP	WLS	BF	H	R	ER	SO	BB	IBB	HBP	BLK	WP	HR	S	P	ERA	WHIP
40 Brian Fuentes, L (7, 1) ERA: 5.4	1.0		3	0	0	0	2	0	0	0	0	0	0	7	12	0.00	0.000
Randy Flores, L (8, 1) ERA: 4.15	1.0		4	1	0	0	0	0	0	0	0	0	0	11	17	0.00	1.000

Batter	1	2	3	4	5	6	7	8	9	AB R H RBI BB SO LOB	TOP									
Juan Pierre, L (1, 8) OBP: 0.310, SLG: 0.303	1-2 G6-3	1-0 G3		1-1 1B			1-2 F7		2-1 SH1-3 1B	5 0 2 0 0 0 1										
Juan Uribe, R (1, 6) OBP: 0.278, SLG: 0.324	1-3 K	0-2 G4-3		2-2 F7			4-2 G4-3 BB		0-0 SH1-3	3 0 0 0 1 1 3										
Larry Walker, L (1, 9) OBP: 0.422, SLG: 0.629	1-2 G3-1		2-2 G3-1		3-3 K		2-0 G4-3		0-2 P6	5 0 0 0 0 1 2										
17 Todd Helton, L (1, 3) OBP: 0.425, SLG: 0.578		1-2 HR	3-2 F9		0-2 1B		4-0 IBB		3-2 F9	4 1 2 1 1 0 1										
Jay Payton, R (1, 7) OBP: 0.355, SLG: 0.494		2-2 G3-1 3B	3-0 P3		2-3 K		0-2 P5			4 1 1 0 0 1 3										
Greg Norton, S (1, 5) OBP: 0.305, SLG: 0.426		2-1 G3-1		0-1 1B	3-3 K			0-2 G4-3		4 1 1 1 0 1 1										
Brent Butler, R (8, 5) OBP: 0.287, SLG: 0.415										0 0 0 0 0 0 0										
Sandy Alomar Jr., R (1, 2) OBP: 0.310, SLG: 0.441		0-0 2B 1B	0-0 F9		1-3 K		1-0 1B			4 1 2 0 0 1 1										
Jose Ortiz, R (1, 4) OBP: 0.313, SLG: 0.307		4-0 2B BB	2-1 FC3-6 1B		1-3 K		2-0 F2			3 1 1 1 1 1 1										
Jason Jennings, L (1, 1) OBP: 0.345, SLG: 0.370		2-1 2B	1-0 FC3-6 1B		3-3 K		1-3 K			3 0 1 2 0 1 1										
Jack Cust, L (8, PH) OBP: 0.245, SLG: 0.244										1 0 0 0 0 1 1										
Todd Jones, L (8, 1)										0 0 0 0 0 0 0										
Jose Jimenez, R (9, 1)		1-H 2-H 2B		1-2f						0 0 0 0 0 0 0										
<b>Inning Stats</b>	R: 0 E: 0 K: 1 S: 10	H: 0 LOB: 0 BB: 0 P: 13	R: 4 E: 0 K: 0 S: 16	H: 4 LOB: 1 BB: 1 P: 28	R: 0 E: 0 K: 0 S: 9	H: 0 LOB: 0 BB: 0 P: 17	R: 1 E: 0 K: 0 S: 11	H: 3 LOB: 2 BB: 0 P: 17	R: 0 E: 0 K: 3 S: 9	H: 0 LOB: 0 BB: 0 P: 14	R: 0 E: 0 K: 0 S: 10	H: 0 LOB: 2 BB: 2 P: 21	R: 0 E: 0 K: 1 S: 8	H: 1 LOB: 1 BB: 0 P: 12	R: 0 E: 0 K: 0 S: 12	H: 1 LOB: 1 BB: 0 P: 17	1B: 6 2B: 1 3B: 2 HR: 1	SF: 0 SAC: 1 DP: 0 HBP: 0	WP: 0 PB: 0 SB: 1 CS: 0	PA: 40
<b>PITCHER</b>	IP WLS BF H R ER SO BB IBB HBP BLK WP HR S P ERA WHIP																			
Bobby Jones, R (1, 1) ERA: 5.5	4.0 L 20 7 5 5 1 1 0 0 0 0 0 1 46 75 11.25 2.000																			
Oliver Pérez, L (5, 1) ERA: 3.59	1.0 4 1 0 0 3 0 0 0 0 0 0 0 12 20 0.00 1.000																			
Dennis Tankersley, R (6, 1) ERA: 7.8	2.0 8 0 0 0 3 1 1 0 0 0 0 0 19 35 0.00 0.500																			
Doug Nickle, R (8, 1) ERA: 4.26	1.0 4 1 0 0 1 0 0 0 0 0 0 0 8 12 0.00 1.000																			
Mike Bynum, L (9, 1) ERA: 4.66	1.0 4 1 0 0 0 0 0 0 0 0 0 0 12 17 0.00 1.000																			

Colorado Rockies @ San Diego Padres  
Qualcomm Stadium, San Diego, CA  
Mon Sep 02 2002, 10:05 PM EDT  
Att. 31,837 - Sunny - 82 F

livebaseballscorecards.com

AB	36
R	5
H	10
RBI	5
BB	3
SO	8
LOB	15



Batter	1	2	3	4	5	6	7	8	9	AB R H RBI BB SO LOB
Ramón Vázquez, L (1, 4) OBP: 0.349, SLG: 0.352	1-1 G4-3		0-0 F7 2B		1-2 G6-3			1-1 G6-3		4 0 1 0 0 0 1
Mark Kotsay, L (1, 8) OBP: 0.359, SLG: 0.454	2-2 L5		0-1 F7 2-3			2-0 HR		1-1 P5		4 1 1 1 0 0 1
Ryan Klesko, L (1, 3) OBP: 0.391, SLG: 0.530	1-2 HR		3-2 F9			3-2 G5-3		1-1 G3-1		4 1 1 1 0 0 0
Phil Nevin, R (1, 5) OBP: 0.336, SLG: 0.434	0-0 FC5-4 1B			1-3 K		0-3 K		2-3 K		4 0 1 0 0 3 0
Ron Gant, R (1, 7) OBP: 0.341, SLG: 0.506	0-0 FC5-4 1-2f			3-3 K		0-1 1B		0-0 G6-3		4 0 1 0 0 1 1
Gene Kingsale, S (1, 9) OBP: 0.374, SLG: 0.439		1-0 G4-3 1B 1B		1-3 K2-3		1-0 L5		0-3 K		4 0 1 0 0 2 1
Deivi Cruz, R (1, 6) OBP: 0.308, SLG: 0.391		0-0 G4-3 1B			2-2 P6		1-3 K			3 0 1 0 0 1 0
Wiki Gonzalez, R (1, 2) OBP: 0.361, SLG: 0.344		1-1 G4-3 1-2f 2-3			0-1 F7		0-0 G5-3			3 0 0 0 0 0 2
Bobby Jones, R (1, 1) OBP: 0.152, SLG: 0.152 Oliver Pérez, L (5, 1) OBP: 0.182, SLG: 0.182 Trenidad Hubbard, R (5, PH) OBP: 0.287, SLG: 0.273 Dennis Tankersley, R (6, 1) OBP: 0.208, SLG: 0.615 Brian Buchanan, R (7, PH) OBP: 0.213, SLG: 0.439 Doug Nickle, R (8, 1) Mike Bynum, L (9, 1)		1-3 K			0-0 E6		2-3 K			1 0 0 0 0 0 1 1 0 0 0 0 0 0 0 0 1 0 1 0 0 0 0 0 1 0 0 0 0 0 0 0 0 0 0 0 0 0 0 0 0 0

Inning Stats	R: 1 E: 0 K: 0 S: 11	H: 2 LOB: 1 BB: 0 P: 15	R: 0 E: 0 K: 1 S: 7	H: 2 LOB: 1 BB: 0 P: 10	R: 0 E: 0 K: 0 S: 6	H: 1 LOB: 0 BB: 0 P: 9	R: 0 E: 0 K: 3 S: 10	H: 0 LOB: 0 BB: 0 P: 15	R: 0 E: 1 K: 0 S: 9	H: 0 LOB: 1 BB: 0 P: 12	R: 1 E: 0 K: 1 S: 11	H: 2 LOB: 1 BB: 0 P: 17	R: 0 E: 0 K: 2 S: 7	H: 0 LOB: 0 BB: 0 P: 10	R: 0 E: 0 K: 0 S: 6	H: 0 LOB: 0 BB: 0 P: 9	R: 0 E: 0 K: 2 S: 8	H: 0 LOB: 0 BB: 0 P: 10	1B: 4 2B: 1 3B: 0 HR: 2	SF: 0 SAC: 0 DP: 1 HBP: 0	WP: 0 PB: 0 SB: 0 CS: 0	PA: 33
--------------	-------------------------------	----------------------------------	------------------------------	----------------------------------	------------------------------	---------------------------------	-------------------------------	----------------------------------	------------------------------	----------------------------------	-------------------------------	----------------------------------	------------------------------	----------------------------------	------------------------------	---------------------------------	------------------------------	----------------------------------	----------------------------------	------------------------------------	----------------------------------	--------

PITCHER	IP	WLS	BF	H	R	ER	SO	BB	IBB	HBP	BLK	WP	HR	S	P	ERA	WHIP
Jason Jennings, R (1, 1) ERA: 4.38	7.0	W	27	7	2	2	7	0	0	0	0	0	2	61	88	2.57	1.000
Todd Jones, R (8, 1) ERA: 4.18	1.0	H	3	0	0	0	0	0	0	0	0	0	0	6	9	0.00	0.000
Jose Jimenez, R (9, 1) ERA: 3.86	1.0	S	3	0	0	0	2	0	0	0	0	0	0	8	10	0.00	0.000

**BOTTOM**

**Colorado Rockies @ San Diego Padres**  
Qualcomm Stadium, San Diego, CA

AB	33
R	2
H	7
RBI	2
BB	0
SO	9
LOB	7



PITCHER	IP	WLS	BF	H	R	ER	SO	BB	IBB	HBP	BLK	WP	HR	S	P	ERA	WHIP
---------	----	-----	----	---	---	----	----	----	-----	-----	-----	----	----	---	---	-----	------

Mon Sep 02 2002, 10:05 PM EDT  
Att: 31,837 - Sunny - 82 F

livebaseballscorecards.com

Batter	1	2	3	4	5	6	7	8	9	AB	R	H	RBI	BB	SO	LOB	TOP										
Jose Vizcaino, S (1, 6) OBP: 0.342, SLG: 0.403	2-1 F8	0-0 G6-3		0-2 SH1-3 1B		1-2 L4-3		2-0 P5		5	0	1	0	0	0	4											
Craig Biggio, R (1, 4) OBP: 0.346, SLG: 0.421	0-0 G6-3		0-1 G5-3	1-2 SH1-3			0-0 17 F8 2B	1-1 2B		4	0	2	1	0	0	0											
17 Lance Berkman, S (1, 7) OBP: 0.409, SLG: 0.590	4-2 5 1B BB		2-2 5 1B HBP	1-3 K			0-1 F8	1-3 K		3	1	0	0	1	2	3											
5 Jeff Bagwell, R (1, 3) OBP: 0.396, SLG: 0.510	2-2 1-2 1B		1-1 1B 1B	3-3 K			3-2 G4-6-3 HBP		0-3 K	4	1	2	0	0	2	1											
Orlando Merced, S (1, 9) OBP: 0.360, SLG: 0.464	2-3 K		1-1 1B 1B		0-1 G6-3		1-1 G4-6-3		1-1 G6-3	5	1	1	1	0	1	4											
16 Jason Lane, R (9, 9) OBP: 0.321, SLG: 0.360			1-3 2-H 1B 1B		2-3 K		1-2 K		0-1 G1-3	0	0	0	0	0	0	0											
Brad Ausmus, R (1, 2) OBP: 0.337, SLG: 0.377		0-0 G6-3	0-1 FC5-4 1B 1B		2-3 K		2-2 G4-3		0-1 G1-3	5	0	1	1	0	1	0											
Geoff Blum, S (1, 5) OBP: 0.374, SLG: 0.451		0-2 3B	1-0 FC5-4 1B		0-1 F8		3-2 2B 2B			4	1	3	1	0	0	0											
Brian Hunter, R (1, 8) OBP: 0.341, SLG: 0.404		4-1 BB	1-0 FC5-4 1B		1-1 G5-3		1-1 2B HBP			2	1	0	0	1	0	2											
44 Roy Oswalt, R (1, 1) OBP: 0.153, SLG: 0.130		2-3 K	3-2 P1		0-0 L4-3 1B			0-0 2B 2B		3	0	1	0	0	1	4											
Daryle Ward, L (8, PH) OBP: 0.329, SLG: 0.416										1	0	1	2	0	0	0											
28 Adam Everett, R (8, PR) OBP: 0.351, SLG: 0.236										0	1	0	0	0	0	0											
Octavio Dotel, R (8, 1)										0	0	0	0	0	0	0											
Dave Mlicki, R (9, 1) OBP: 0.182, SLG: 0.231										0	0	0	0	0	0	0											
Billy Wagner, L (9, 1)										0	0	0	0	0	0	0											
<b>Inning Stats</b>	R: 0 E: 0 K: 1 S: 12	H: 1 LOB: 2 BB: 1 P: 22	R: 0 E: 0 K: 1 S: 11	H: 1 LOB: 2 BB: 1 P: 17	R: 3 E: 0 K: 0 S: 15	H: 4 LOB: 2 BB: 0 P: 24	R: 0 E: 0 K: 2 S: 11	H: 1 LOB: 1 BB: 0 P: 15	R: 0 E: 0 K: 1 S: 7	H: 0 LOB: 0 BB: 0 P: 9	R: 0 E: 0 K: 0 S: 7	H: 1 LOB: 0 BB: 0 P: 9	R: 0 E: 0 K: 0 S: 7	H: 1 LOB: 1 BB: 0 P: 11	R: 3 E: 0 K: 1 S: 17	H: 3 LOB: 1 BB: 0 P: 27	R: 0 E: 0 K: 1 S: 7	H: 0 LOB: 0 BB: 0 P: 8	1B: 7 2B: 5 3B: 1 HR: 0	SF: 0 SAC: 1 DP: 2 HBP: 3	WP: 0 PB: 0 SB: 0 CS: 0	PA: 42					
<b>PITCHER</b>	IP	WLS	BF	H	R	ER	SO	BB	IBB	HBP	BLK	WP	HR	S	P	ERA	WHIP										
Brian Lawrence, R (1, 1) ERA: 3.62	5.0	L	25	7	3	3	5	2	0	1	0	0	0	56	87	5.40	1.800										
Clay Condrey, R (6, 1) ERA:	2.0		7	2	0	0	0	0	0	1	0	0	0	14	20	0.00	1.000										
Jeremy Fikac, R (8, 1) ERA: 4.82	1.0		7	3	3	3	1	0	0	1	0	0	0	17	27	27.00	3.000										
Doug Nickle, R (9, 1) ERA: 3.68	1.0		3	0	0	0	1	0	0	0	0	0	0	7	8	0.00	0.000										

Houston Astros @ San Diego Padres  
Qualcomm Stadium, San Diego, CA

Tue Sep 03 2002, 10:05 PM EDT  
Att. 14,562 - Sunny - 75 F

livebaseballscorecards.com

AB 36  
R 6  
H 12  
RBI 6  
BB 2  
SO 7  
LOB 18



Batter	1	2	3	4	5	6	7	8	9	AB	R	H	RBI	BB	SO	LOB
Ramón Vázquez, L (1, 4) OBP: 0.354, SLG: 0.360 Julius Matos, R (9, PH) OBP: 0.294, SLG: 0.303	2-1 2B		0-1 G4-3			0-1 G1-6-3 1B		1-2 FC4-6 1B	0-3 K	4	1	3	0	0	0	0
Gene Kingsale, S (1, 7) OBP: 0.365, SLG: 0.428	0-0 B5		1-2 G5-3			1-0 G1-6-3 1-2f		0-2 FC4-6 1-2f		4	0	0	0	0	0	3
Ryan Klesko, L (1, 3) OBP: 0.390, SLG: 0.528	1-3 K				1-0 G4-3	0-0 BB 1B		1-3 K 1-2		4	0	1	0	0	2	2
Mark Kotsay, L (1, 8) OBP: 0.362, SLG: 0.459	2-2 2B 2-H				0-0 1B 1B	1-1 BB 1B		2-2 F7		4	0	3	1	0	0	1
Bubba Trammell, R (1, 9) OBP: 0.337, SLG: 0.410	2-2 L6				1-0 G4-6-3 1B	4-2 BB			0-0 P4	3	0	1	0	1	0	1
Sean Burroughs, L (1, 5) OBP: 0.268, SLG: 0.289		1-0 G6-4-3 1B			1-0 G4-6-3 1-2f	0-0 F7			2-2 G6-3 2B 1B	4	1	2	0	0	0	5
Deivi Cruz, R (1, 6) OBP: 0.305, SLG: 0.387		1-1 G6-4-3 1-2f			0-3 K			0-1 F9	0-0 G6-3	4	0	0	0	0	1	2
Tom Lampkin, L (1, 2) OBP: 0.306, SLG: 0.354		1-1 G4-3			1-1 G4-3			3-1 G4-3	2-2 29 1B 2B 2-H	4	0	1	1	0	0	0
Brian Lawrence, R (1, 1) OBP: 0.177, SLG: 0.140 Trenidad Hubbard, R (5, PH) OBP: 0.265, SLG: 0.271 Clayton Gendry, R (6, 1) OBP: 0.340, SLG: 0.504 Jeremy Fikac, R (8, 1) Doug Nickle, R (9, 1) 29 Kory DeHaan, L (9, PH) OBP: 1.000, SLG: 1.000			1-1 L8		1-1 G4-3			1-3 K	1-0 1B 2-3	1	0	0	0	0	0	0

Inning Stats	R: 1	H: 2	E: 0	K: 1	S: 14	LOB: 1	BB: 21	R: 0	H: 1	E: 0	K: 0	S: 5	LOB: 0	BB: 8	R: 0	H: 0	E: 0	K: 0	S: 7	LOB: 0	BB: 9	R: 0	H: 2	E: 0	K: 0	S: 4	LOB: 1	BB: 7	R: 0	H: 0	E: 0	K: 1	S: 7	LOB: 0	BB: 9	R: 0	H: 3	E: 0	K: 1	S: 10	LOB: 3	BB: 16	R: 0	H: 0	E: 0	K: 1	S: 8	LOB: 0	BB: 12	R: 0	H: 1	E: 0	K: 1	S: 14	LOB: 1	BB: 18	R: 1	H: 3	E: 0	K: 1	S: 12	LOB: 2	BB: 17	1B: 9	2B: 3	3B: 0	HR: 0	SF: 0	SAC: 0	DP: 3	HBP: 0	WP: 0	PA: 37
--------------	------	------	------	------	-------	--------	--------	------	------	------	------	------	--------	-------	------	------	------	------	------	--------	-------	------	------	------	------	------	--------	-------	------	------	------	------	------	--------	-------	------	------	------	------	-------	--------	--------	------	------	------	------	------	--------	--------	------	------	------	------	-------	--------	--------	------	------	------	------	-------	--------	--------	-------	-------	-------	-------	-------	--------	-------	--------	-------	--------

PITCHER	IP	WLS	BF	H	R	ER	SO	BB	IBB	HBP	BLK	WP	HR	S	P	ERA	WHIP
44 Roy Oswalt, R (1, 1) ERA: 2.85	7.0		27	8	1	1	3	1	0	0	0	0	0	55	82	1.29	1.286
Octavio Dotel, R (8, 1) ERA: 1.76	1.0		4	1	0	0	1	0	0	0	0	0	0	14	18	0.00	1.000
Dave Micki, R (9, 1) ERA: 5.58	0.2		5	3	1	1	0	0	0	0	0	0	0	9	14	13.50	4.500
Billy Wagner, L (9, 1) ERA: 2.89	0.1	S	1	0	0	0	1	0	0	0	0	0	0	3	3	0.00	0.000

**BOTTOM**

**Houston Astros @ San Diego Padres**  
Qualcomm Stadium, San Diego, CA

Tue Sep 03 2002, 10:05 PM EDT  
Att. 14,562 - Sunny - 75 F

livebaseballscorecards.com

AB	36
R	2
H	12
RBI	2
BB	1
SO	5
LOB	16



Batter	1	2	3	4	5	6	7	8	9	AB R H RBI BB SO LOB	TOP											
Mark Loretta, R (1, 6) OBP: 0.351, SLG: 0.362	1-1 G6-3		1-3 K			0-1 G4-6-3 1B		0-2 2B		4 0 2 0 0 1 0	<b>Houston Astros @ San Diego Padres</b> Qualcomm Stadium, San Diego, CA Wed Sep 04 2002, 10:05 PM EDT Att. 15,147 - Cloudy - 79 F											
Craig Biggio, R (1, 4) OBP: 0.343, SLG: 0.418	1-1 G5-3		0-3 K			0-1 G4-6-3 1-2f		0-0 G1-3		4 0 0 0 0 1 2												
17 Lance Berkman, S (1, 7) OBP: 0.408, SLG: 0.588	0-0 F7					0-0 1B			1-1 P5	4 0 1 0 0 0 0												
5 Jeff Bagwell, R (1, 3) OBP: 0.397, SLG: 0.519		1-1 G4-1 2B				1-0 L9			3-2 HR	4 1 2 1 0 0 1												
Orlando Merced, S (1, 9) OBP: 0.355, SLG: 0.456		1-1 P5				1-0 F8			2-1 G3-1	4 0 0 0 0 1 1												
Brad Ausmus, R (1, 2) OBP: 0.333, SLG: 0.373		0-2 G4-1 2-3				0-3 K			0-0 G4-3	4 0 0 0 0 1 1												
Geoff Blum, S (1, 5) OBP: 0.373, SLG: 0.449		4-2 BB				0-1 G3-1			1-3 K	2 0 0 0 1 1 0												
Brian Hunter, R (1, 8) OBP: 0.341, SLG: 0.402		1-3 K				0-1 1B			1-2 F9	3 0 1 0 0 1 2												
Pete Munro, R (1, 1) OBP: 0.156, SLG: 0.111 Ricky Stone, R (6, 1) Pedro Borbon, R (7, 1) Brandon Puffer, R (7, 1) Jose Vizcaino, S (8, PH) Nelson Cruz, R (8, 1)			2-2 G6-3			1-0 F8			0-1 L9	2 0 0 0 0 0 1 0 1 0 0 0 0 0 0 0 0 0 0 0 0 0												
<b>Inning Stats</b>	R: 0 E: 0 K: 0 S: 5	H: 0 LOB: 0 BB: 0 P: 7	R: 0 E: 0 K: 1 S: 12	H: 1 LOB: 2 BB: 1 P: 19	R: 0 E: 0 K: 2 S: 9	H: 0 LOB: 0 BB: 0 P: 12	R: 0 E: 0 K: 0 S: 10	H: 0 LOB: 0 BB: 0 P: 16	R: 0 E: 0 K: 1 S: 8	H: 1 LOB: 1 BB: 0 P: 9	R: 0 E: 0 K: 0 S: 6	H: 2 LOB: 1 BB: 0 P: 7	R: 0 E: 0 K: 2 S: 8	H: 0 LOB: 0 BB: 0 P: 11	R: 0 E: 0 K: 0 S: 9	H: 1 LOB: 1 BB: 0 P: 10	R: 1 E: 0 K: 0 S: 9	H: 1 LOB: 0 BB: 0 P: 16	1B: 3 2B: 2 3B: 0 HR: 1	SF: 0 SAC: 0 DP: 1 HBP: 0	WP: 0 PB: 0 SB: 0 CS: 0	PA: 33
<b>PITCHER</b> Brett Tomko, R (1, 1) ERA: 4.03	IP: 9.0 WLS: W BF: 33 H: 6 R: 1 ER: 1 SO: 6 BB: 1 IBB: 0 HBP: 0 BLK: 0 WP: 0 HR: 1 S: 76 P: 107 ERA: 1.00 WHIP: 0.778											<b>PITCHER</b> IP: 0 WLS: 0 BF: 0 H: 0 R: 0 ER: 0 SO: 0 BB: 0 IBB: 0 HBP: 0 BLK: 0 WP: 0 HR: 0 S: 0 P: 0 ERA: 0.00 WHIP: 0.00										

livebaseballscores.com

AB	32
R	1
H	6
RBI	1
BB	1
SO	6
LOB	8



Batter	1	2	3	4	5	6	7	8	9
Ramón Vázquez, L (1, 4) OBP: 0.354, SLG: 0.360	0-1 G3-1		2-1 F8		2-0 1B		1-2 1B 2B 1B	2-3 K2-3	
Mark Kotsay, L (1, 8) OBP: 0.363, SLG: 0.459	2-1 G3-1		2-1 1B		2-0 F7		0-0 1B 2B 1B		
Ryan Klesko, L (1, 3) OBP: 0.391, SLG: 0.532	1-2 G6-3		1-3 K			0-1 FC1-5 2B	1-2 1B FC3-2 2B		
Ron Gant, R (1, 7) OBP: 0.345, SLG: 0.515		2-2 L8		2-2 HR		3-1 FC1-5 1B HBP	4-0 FC3-2 1B IBB		
Bubba Trammell, R (1, 9) OBP: 0.335, SLG: 0.407		0-0 F7		0-0 F9		0-1 FC1-5 1B	3-2 FC3-2 1B		
Gene Kingsale, S (6, PR) OBP: 0.369, SLG: 0.431						1-2 2-3f	1-2 2-3 3-H		
Sean Burroughs, L (1, 5) OBP: 0.274, SLG: 0.295		2-1 1B		1-1 G3		1-0 1B	0-0 FC3-2 FC6-4		
Deivi Cruz, R (1, 6) OBP: 0.303, SLG: 0.384		0-1 G6-3		2-1 F8		1-0 P4	0-1 FC6-4		
Wiki Gonzalez, R (1, 2) OBP: 0.358, SLG: 0.336			4-0 F8 SH1-4 1B BB		0-0 G6-3	0-1 F9	0-3 K		
Brett Tomko, R (1, 1) OBP: 0.197, SLG: 0.217			0-1 SH1-4		2-1 G6-3		0-3 K	2-1 P4	

Inning Stats	R: 0	H: 0	E: 0	K: 0	S: 7	R: 0	H: 1	E: 0	K: 0	S: 8	R: 1	H: 1	E: 0	K: 1	S: 9	R: 1	H: 1	E: 0	K: 0	S: 9	R: 0	H: 1	E: 0	K: 0	S: 5	R: 1	H: 2	E: 0	K: 1	S: 9	R: 2	H: 4	E: 0	K: 1	S: 16	R: 0	H: 0	E: 0	K: 2	S: 8	R: 0	H: 0	E: 0	K: 2	S: 8
	0	0	0	0	7	0	1	0	0	8	0	1	0	0	9	0	1	0	0	9	0	0	0	0	5	1	2	0	1	9	2	4	0	1	16	0	0	0	2	8	0	0	0	2	8

PITCHER	IP	WLS	BF	H	R	ER	SO	BB	IBB	HBP	BLK	WP	HR	S	P	ERA	WHIP
Pete Munro, R (1, 1) ERA: 2.95	5.1	L	24	6	3	3	1	1	0	0	0	0	1	44	75	5.06	1.312
Ricky Stone, R (6, 1) ERA: 3.73	1.0		4	1	1	1	1	0	0	0	0	0	0	9	11	9.00	1.000
Pedro Borbon, L (7, 1) ERA: 4.79	0.1		5	3	1	1	0	0	1	0	0	0	0	8	16	27.00	9.000
Brandon Puffer, R (7, 1) ERA: 5.56	0.1		1	0	0	0	0	0	0	0	0	0	0	2	2	0.00	0.000
Nelson Cruz, R (8, 1) ERA: 4.4	1.0		3	0	0	0	2	0	0	0	0	0	0	8	12	0.00	0.000

**BOTTOM**

**Houston Astros @ San Diego Padres**  
Qualcomm Stadium, San Diego, CA

Wed Sep 04 2002, 10:05 PM EDT  
Att: 15,147 - Cloudy - 79 F

AB	R	H	RBI	BB	SO	LOB
5	1	2	0	0	1	1
4	1	2	1	0	0	1
4	0	2	1	0	1	1
2	2	1	1	1	0	0
3	0	0	0	0	0	2
1	0	1	1	0	0	0
4	0	2	1	0	0	3
4	0	0	0	0	0	6
3	1	0	0	1	1	2
3	0	0	0	0	1	0

AB	33
R	5
H	10
RBI	5
BB	2
SO	4
LOB	16

livebaseballscorecards.com



WP: 0	PA: 37
PB: 0	
SB: 0	
CS: 0	

Batter	1	2	3	4	5	6	7	8	9	10	11	AB R H RBI BB SO LOB	TOP													
Jose Vizcaino, S (1, 6) OBP: 0.342, SLG: 0.402	2-3 K			X 0-0 SH1-3 1B		C 0-1 F2			B 1-0 L8		B 2-2 17 1B 5 1B 1B	5 1 2 0 0 1 0														
Craig Biggio, R (1, 4) OBP: 0.343, SLG: 0.416	1-2 G1-3			P 0-1 SH1-3		X 0-0 F9			B 4-2 17 1B 5 1B BB		B 1-0 SH 5 1B 17 1B SF8	2 1 0 0 1 0 0														
17 Lance Berkman, S (1, 7) OBP: 0.408, SLG: 0.586	2-3 K			C 1-3 K		B 2-3 K			B 1-0 5 1B 1B		B 3-2 SF8 5 1B 3B 1B	5 1 2 0 0 3 1														
5 Jeff Bagwell, R (1, 3) OBP: 0.397, SLG: 0.517		X 0-0 G6-3		B 3-3 K		B 2-0 G1-3			B 1-1 1B 2-H 1B		B 2-0 3B 1B	5 1 2 1 0 1 1														
Orlando Merced, S (1, 9) OBP: 0.357, SLG: 0.461 Billy Wagner, L (9, 1) Mark Loretta, R (11, PH) OBP: 0.350, SLG: 0.362 Octavio Dotel, R (11, 1)		C 1-2 G4-6-3 1B		X 0-0 1B 2B		C 1-1 F7			S 0-1 G4-3		B 0-2 SF8	4 0 2 0 0 0 2 0 0 0 0 0 0 0 0 0 0 1 0 0 0 0 0 0 0 0 0 0														
Brad Ausmus, R (1, 2) OBP: 0.332, SLG: 0.369		F 1-1 G4-6-3 1-2		C 0-2 P3		C 1-3 K			X 0-0 F8		B 4-0 3B BB	4 1 0 0 1 1 2														
Geoff Blum, S (1, 5) OBP: 0.371, SLG: 0.445			X 0-0 L3		C 1-2 1B			B 1-0 F8		B 1-1 G6-3		B 1-3 K	5 0 1 0 0 1 3													
Brian Hunter, R (1, 8) OBP: 0.343, SLG: 0.418			B 1-0 G4-3		C 2-3 K			S 0-1 G6-3		B 1-1 1B		B 0-0 1-H 2-H 3-H 3B	5 0 2 3 0 1 2													
Wade Miller, R (1, 1) OBP: 0.200, SLG: 0.245 Daryle Ward, L (8, PH) OBP: 0.328, SLG: 0.415 Tom Gordon, R (8, 1) 16 Jason Lane, R (9, 9) OBP: 0.300, SLG: 0.333			C 2-3 K		C 1-3 K			B 1-2 G6-3		B 3-3 K		B 0-1 F8	2 0 0 0 0 2 2 1 0 0 0 0 0 0 0 0 0 0 0 0 0 2 0 0 0 0 1 2													
<b>Inning Stats</b>	R: 0 E: 0 K: 2 S: 12	H: 0 LOB: 0 BB: 0 P: 17	R: 0 E: 0 K: 0 S: 6	H: 1 LOB: 0 BB: 0 P: 8	R: 0 E: 0 K: 1 S: 5	H: 0 LOB: 0 BB: 0 P: 8	R: 0 E: 0 K: 2 S: 9	H: 1 LOB: 1 BB: 0 P: 13	R: 0 E: 0 K: 1 S: 15	H: 2 LOB: 2 BB: 0 P: 19	R: 0 E: 0 K: 1 S: 6	H: 0 LOB: 0 BB: 0 P: 8	R: 0 E: 0 K: 1 S: 6	H: 0 LOB: 0 BB: 0 P: 10	R: 0 E: 0 K: 0 S: 6	H: 0 LOB: 0 BB: 0 P: 8	R: 0 E: 0 K: 0 S: 10	H: 2 LOB: 2 BB: 1 P: 17	R: 0 E: 0 K: 1 S: 8	H: 1 LOB: 1 BB: 0 P: 13	R: 5 E: 1 K: 1 S: 18	H: 4 LOB: 1 BB: 1 P: 31	1B: 9 2B: 1 3B: 1 HR: 0	SF: 1 SAC: 2 DP: 1 HBP: 0	WP: 0 PA: 45 PB: 0 SB: 0 CS: 0	
<b>PITCHER</b>	IP WLS BF H R ER SO BB IBB HBP BLK WP HR S P ERA WHIP	IP WLS BF H R ER SO BB IBB HBP BLK WP HR S P ERA WHIP	IP WLS BF H R ER SO BB IBB HBP BLK WP HR S P ERA WHIP	IP WLS BF H R ER SO BB IBB HBP BLK WP HR S P ERA WHIP	IP WLS BF H R ER SO BB IBB HBP BLK WP HR S P ERA WHIP	IP WLS BF H R ER SO BB IBB HBP BLK WP HR S P ERA WHIP	IP WLS BF H R ER SO BB IBB HBP BLK WP HR S P ERA WHIP	IP WLS BF H R ER SO BB IBB HBP BLK WP HR S P ERA WHIP	IP WLS BF H R ER SO BB IBB HBP BLK WP HR S P ERA WHIP	IP WLS BF H R ER SO BB IBB HBP BLK WP HR S P ERA WHIP	IP WLS BF H R ER SO BB IBB HBP BLK WP HR S P ERA WHIP	IP WLS BF H R ER SO BB IBB HBP BLK WP HR S P ERA WHIP	IP WLS BF H R ER SO BB IBB HBP BLK WP HR S P ERA WHIP	IP WLS BF H R ER SO BB IBB HBP BLK WP HR S P ERA WHIP	IP WLS BF H R ER SO BB IBB HBP BLK WP HR S P ERA WHIP	IP WLS BF H R ER SO BB IBB HBP BLK WP HR S P ERA WHIP	IP WLS BF H R ER SO BB IBB HBP BLK WP HR S P ERA WHIP	IP WLS BF H R ER SO BB IBB HBP BLK WP HR S P ERA WHIP	IP WLS BF H R ER SO BB IBB HBP BLK WP HR S P ERA WHIP	IP WLS BF H R ER SO BB IBB HBP BLK WP HR S P ERA WHIP	IP WLS BF H R ER SO BB IBB HBP BLK WP HR S P ERA WHIP	IP WLS BF H R ER SO BB IBB HBP BLK WP HR S P ERA WHIP	IP WLS BF H R ER SO BB IBB HBP BLK WP HR S P ERA WHIP	IP WLS BF H R ER SO BB IBB HBP BLK WP HR S P ERA WHIP	IP WLS BF H R ER SO BB IBB HBP BLK WP HR S P ERA WHIP	IP WLS BF H R ER SO BB IBB HBP BLK WP HR S P ERA WHIP

Houston Astros @ San Diego Padres  
Qualcomm Stadium, San Diego, CA  
Thu Sep 05 2002, 5:05 PM EDT  
Att: 12,849 - Cloudy - 82 F

AB	40
R	5
H	11
RBI	5
BB	2
SO	11
LOB	15





Batter	1	2	3	4	5	6	7	8	9	10	11	AB R H RBI BB SO LOB	BOTTOM				
Ramón Vázquez, L (1, 6) OBP: 0.356, SLG: 0.365 Deivi Cruz, R (9, PH) OBP: 0.302, SLG: 0.383 (10, 6)	3-2 BB 1B		0-2 G6-3		2-3 K		2-2 G4-3 2B		0-1 G3 2-3			4 0 2 0 0 1 0 1 0 0 0 0 0 2	<b>Houston Astros @ San Diego Padres</b> <b>Qualcomm Stadium, San Diego, CA</b> Thu Sep 05 2002, 5:05 PM EDT Att: 12,849 - Cloudy - 82 F				
Mark Kotsay, L (1, 8) OBP: 0.360, SLG: 0.454	1-2 F9		0-0 G3-1		1-2 L3		1-1 G4-3 2-3		2-2 G4-3			5 0 0 0 0 0 4					
Ryan Klesko, L (1, 3) OBP: 0.391, SLG: 0.529	4-2 G6-3 1-2 BB		3-3 K		0-0 P3		4-0 IBB		3-3 K			3 0 0 0 2 2 0					
Phil Nevin, R (1, 5) OBP: 0.337, SLG: 0.432	1-2 G6-3 1-2f			1-1 1B 1B		4-2 BB 29 FC3-2 BB	2-0 G4-3		0-0 F8			4 0 1 0 1 0 4					
Sean Burroughs, L (1, 4) OBP: 0.282, SLG: 0.303 Julius Matos, R (7, 4) OBP: 0.291, SLG: 0.299		1-0 F8		0-1 1B 1-2 1B		0-1 BB 29 FC3-2 1-2 1B		1-0 F8		0-2 E5 WP		3 0 2 0 0 0 0 2 0 0 0 0 0 0					
Gene Kingsale, S (1, 9) OBP: 0.370, SLG: 0.427		1-0 S 1B		1-3 K		4-0 BB 29 FC3-2 1-2 2-3 BB		3-2 G4-3		2-2 G5-3 1-2		4 0 1 0 1 1 3					
29 Kory DeHaan, L (1, 7) OBP: 0.320, SLG: 0.200 Trevor Hoffman, R (9, 1) Jonathan Johnson, R (11, 1) Mike Holtz, L (11, 1) Doug Nickle, R (11, 1) Mike Bynum, L (11, 1) Brian Buchanan, R (11, PH) OBP: 0.312, SLG: 0.436		0-3 K		0-3 K		0-0 FC3-2 FC5-4 1-2 2-3 3-Hf		3-3 K		0-3 K		4 0 0 0 0 0 3 6 0 1 0 0 0 0 0 1 0					
Wiki Gonzalez, R (1, 2) OBP: 0.361, SLG: 0.336 Tom Lampkin, L (9, PR) OBP: 0.305, SLG: 0.353 (10, 2)		4-0 IBB 1-2 IBB		0-0 L9		0-1 FC5-4 1-2f		1-0 G3 SH3-4 1B		1-1 F8		3 0 1 0 1 0 5 1 0 0 0 0 0 0					
44 Jake Peavy, R (1, 1) OBP: 0.269, SLG: 0.385 Bubba Trammell, R (7, PH) OBP: 0.334, SLG: 0.406 Brandon Villafuerte, R (8, 1) Cesar Crespo, S (9, 7) OBP: 0.200, SLG: 0.118		0-1 G3-1		1-3 K		1-3 K		2-0 SH3-4 1-2		0-3 K		2 0 0 0 0 0 1 2 1 0 0 0 0 0 1 0 0 0 0 0 0 0 0 0 1 0 0 0 0 0 1 0					
<b>Inning Stats</b>	R: 0 H: 1 E: 0 LOB: 1 K: 0 BB: 1 S: 13 P: 22	R: 0 H: 1 E: 0 LOB: 2 K: 1 BB: 1 S: 8 P: 14	R: 0 H: 0 E: 0 LOB: 0 K: 1 BB: 0 S: 8 P: 11	R: 0 H: 2 E: 0 LOB: 2 K: 2 BB: 0 S: 11 P: 13	R: 0 H: 0 E: 0 LOB: 0 K: 2 BB: 0 S: 10 P: 14	R: 0 H: 1 E: 0 LOB: 3 K: 0 BB: 2 S: 10 P: 18	R: 0 H: 1 E: 0 LOB: 2 K: 1 BB: 1 S: 9 P: 19	R: 0 H: 0 E: 0 LOB: 0 K: 1 BB: 0 S: 8 P: 15	R: 0 H: 1 E: 0 LOB: 2 K: 0 BB: 0 S: 9 P: 14	R: 0 H: 0 E: 1 LOB: 1 K: 1 BB: 0 S: 12 P: 17	R: 0 H: 0 E: 0 LOB: 0 K: 2 BB: 0 S: 8 P: 9	1B: 6 SF: 0 2B: 1 SAC: 1 3B: 0 DP: 1 HR: 0 HBP: 0		WP: 1 PA: 45 PB: 0 SB: 1 CS: 0			
<b>PITCHER</b>	IP WLS BF H R ER SO BB IBB HBP BLK WP HR S P ERA WHIP																
Wade Miller, R (1, 1) ERA: 3.64	7.0	31	6	0	0	7	3	2	0	0	0	0	0	69	111	0.00	1.286
Tom Gordon, R (8, 1) ERA: 3.23	1.1	5	1	0	0	1	0	0	0	0	0	0	0	10	20	0.00	0.750
Billy Wagner, L (9, 1) ERA: 2.82	1.2	W 6	0	0	0	1	0	0	0	0	1	0	0	19	26	0.00	0.000
Octavio Dotel, R (11, 1) ERA: 1.74	1.0	3	0	0	0	2	0	0	0	0	0	0	0	8	9	0.00	0.000

livebaseballscores.com

AB 39  
R 0  
H 7  
RBI 0  
BB 5  
SO 11  
LOB 26



Batter	1	2	3	4	5	6	7	8	9	AB R H RBI BB SO LOB	TOP		
Ramón Vázquez, L (1, 4) OBP: 0.355, SLG: 0.365 Julius Matos, R (8, PH) OBP: 0.289, SLG: 0.298 (8, 4)	3-1 F7			2-1 G4-3		1-0 1B 1-3 1B		1-3 K		3 0 1 0 0 0 0 1 0 0 0 0 1 0			
Mark Kotsay, L (1, 8) OBP: 0.359, SLG: 0.456 Gene Kingsale, S (8, PH) OBP: 0.374, SLG: 0.427 (8, 8)	2-3 K			2-0 G3 2B		1-0 P6		4-2 BB		3 0 1 0 0 1 2 0 0 0 0 1 0 0			
Ryan Klesko, L (1, 3) OBP: 0.391, SLG: 0.527 Brian Buchanan, R (8, PH) OBP: 0.310, SLG: 0.434 (8, 3)	3-1 G6-3			0-0 G3		3-1 1-2 1B 3-H		1-3 K		3 0 1 1 0 0 1 1 0 0 0 0 1 1			
Phil Nevin, R (1, 5) OBP: 0.337, SLG: 0.431 Dennis Tankersley, R (6, 1) OBP: 0.303, SLG: 0.615 Cesar Crespo, S (9, PH) OBP: 0.238, SLG: 0.167		1-1 G1-6-3 1B		3-3 K		2-3 K			0-0 HR 1B	3 0 1 0 0 2 3 0 0 0 0 0 0 0 1 1 1 0 0 0 0			
Ron Gant, R (1, 7) OBP: 0.344, SLG: 0.509		1-3 K			4-2 G6-3 BB		0-0 F7		1-3 K	3 0 0 0 1 2 2			
Bubba Trammell, R (1, 9) OBP: 0.333, SLG: 0.412		0-0 G1-6-3 1-2f			2-1 F2		2-3 K		1-0 HR	4 1 1 2 0 1 2			
Deivi Cruz, R (1, 6) OBP: 0.302, SLG: 0.381			2-0 G6-3		0-0 G6-3 1-2f		4-0 BB		1-1 P4	3 0 0 0 1 0 1			
Wiki Gonzalez, R (1, 2) OBP: 0.355, SLG: 0.329 Wil Nieves, R (8, 2) OBP: 0.226, SLG: 0.260			1-0 G4-3			1-2 G3		0-1 G1-3	3-1 2B	3 0 0 0 0 0 1 1 0 1 0 0 0 0			
Adam Eaton, R (1, 1) Kevin Walker, L (5, 1) Sean Burroughs, L (6, PH) OBP: 0.283, SLG: 0.303 (6, 5)			3-3 K			3-2 1B 1B		0-3 K	0-0 F8	1 0 0 0 0 1 0 0 0 0 0 0 0 0 3 1 1 0 0 1 1			
<b>Inning Stats</b>	R: 0 E: 0 K: 1 S: 7 H: 0 LOB: 0 BB: 0 P: 15	R: 0 E: 0 K: 1 S: 6 H: 1 LOB: 0 BB: 0 P: 8	R: 0 E: 0 K: 1 S: 6 H: 0 LOB: 0 BB: 0 P: 12	R: 0 E: 0 K: 1 S: 7 H: 1 LOB: 1 BB: 0 P: 14	R: 0 E: 0 K: 0 S: 5 H: 0 LOB: 0 BB: 1 P: 11	R: 1 E: 0 K: 1 S: 13 H: 3 LOB: 2 BB: 0 P: 24	R: 0 E: 0 K: 1 S: 6 H: 0 LOB: 1 BB: 1 P: 12	R: 0 E: 0 K: 3 S: 14 H: 0 LOB: 1 BB: 1 P: 20	R: 2 E: 0 K: 1 S: 10 H: 3 LOB: 1 BB: 0 P: 16	1B: 5 2B: 2 3B: 0 HR: 1 SF: 0 SAC: 0 DP: 2 HBP: 0	WP: 0 PB: 0 SB: 0 CS: 0 PA: 36		
<b>PITCHER</b>	IP WLS BF H R ER SO BB IBB HBP BLK WP HR S P ERA WHIP											<b>PITCHER</b>	IP WLS BF H R ER SO BB IBB HBP BLK WP HR S P ERA WHIP
28 Aaron Cook, R (1, 1) ERA: 3.86	7.0 W 26 5 1 1 6 2 0 0 0 0 0 0 50 96 1.29 1.000												
40 Brian Fuentes, L (8, 1) ERA: 4.85	1.0 4 0 0 0 3 1 0 0 0 0 0 0 14 20 0.00 1.000												
Randy Flores, L (9, 1) ERA: 5.14	1.0 6 3 2 2 1 0 0 0 0 0 0 1 10 16 18.00 3.000												

San Diego Padres @ Colorado Rockies  
Coors Field, Denver, CO  
Fri Sep 06 2002, 7:05 PM MDT  
Att. 26,243 - Overcast - 87 F

livebaseballscorecards.com

AB	33
R	3
H	8
RBI	3
BB	3
SO	10
LOB	14



Batter	1	2	3	4	5	6	7	8	9	AB	R	H	RBI	BB	SO	LOB
Juan Pierre, L OBP: 0.314, SLG: 0.315 (1, 8)	0-1 WP 3B		2-2 G4-3		4-0 3B BB		1-0 G4-3			3	2	1	0	1	0	0
Jay Payton, R OBP: 0.357, SLG: 0.503 (1, 7)	4-1 WP BB		0-2 CS 1B		2-1 1B 3B		1-2 G4-3			3	1	2	1	1	0	0
Larry Walker, L OBP: 0.423, SLG: 0.623 (1, 9)	4-2 G6-3 BB		3-0 CS 1-2	4-1 17 1B SF7 BB	0-0 2B 1B		0-0 P6			2	1	1	1	2	0	0
17 Todd Helton, L OBP: 0.424, SLG: 0.572 (1, 3)	0-2 P4		0-2	3-2 HBP HR 1B	0-3 K		1-0 F8			4	1	1	0	0	1	3
Greg Norton, S OBP: 0.294, SLG: 0.411 (1, 5)	2-2 G6-3		2-2	3-2 SF7	2-3 K		3-1 F8			3	0	0	1	0	1	3
Jason Romano, R OBP: 0.254, SLG: 0.278 (9, 4)	1-2f		1-2f	3-H	1-1 2B		1-0 G1-3			0	0	0	0	0	0	0
Sandy Alomar Jr., R OBP: 0.310, SLG: 0.439 (1, 2)		1-1 G6-3		1-1 F2	1-1 2B		1-0			4	0	1	0	0	0	1
Brent Butler, R OBP: 0.285, SLG: 0.408 (1, 4) (9, 5)		0-2 F9		2-1 HR HBP		0-0 G5-3				2	1	0	0	0	0	0
Juan Uribe, R OBP: 0.278, SLG: 0.329 (1, 6)		2-3 K		1-1 HR		2-2 F7				3	1	1	3	0	1	0
28 Aaron Cook, R (1, 1)			0-2 L8		0-1 G4-3		0-0 F8			3	0	0	0	0	0	0
40 Brian Fuentes, L (8, 1)										0	0	0	0	0	0	0
Randy Flores, L (9, 1)										0	0	0	0	0	0	0

Inning Stats	R: 1	H: 1	E: 0	K: 0	S: 12	R: 0	H: 0	E: 0	K: 1	S: 9	R: 0	H: 1	E: 0	K: 0	S: 9	R: 4	H: 2	E: 0	K: 0	S: 15	R: 2	H: 3	E: 0	K: 2	S: 11	R: 0	H: 0	E: 0	K: 0	S: 5	R: 0	H: 0	E: 0	K: 0	S: 5	R: 0	H: 0	E: 0	K: 0	S: 4
	LOB: 1	BB: 2	LOB: 0	BB: 0		LOB: 0	BB: 0	LOB: 0	BB: 0		LOB: 0	BB: 0	LOB: 0	BB: 0		LOB: 2	BB: 1	LOB: 0	BB: 0		LOB: 0	BB: 0	LOB: 0	BB: 0		LOB: 0	BB: 0	LOB: 0	BB: 0		LOB: 0	BB: 0	LOB: 0	BB: 0		LOB: 0	BB: 0	LOB: 0	BB: 0	

PITCHER	IP	WLS	BF	H	R	ER	SO	BB	IBB	HBP	BLK	WP	HR	S	P	ERA	WHIP
Adam Eaton, R (1, 1)	4.0	L	20	5	7	7	1	4	0	0	0	1	1	47	85	15.75	2.250
Kevin Walker, L (5, 1)	1.0		4	2	0	0	2	0	0	0	0	0	0	9	12	0.00	2.000
Dennis Tankersley, R (6, 1)	3.0		9	0	0	0	0	0	0	0	0	0	0	14	23	0.00	0.000

**BOTTOM**

**San Diego Padres @ Colorado Rockies**  
Coors Field, Denver, CO

Fri Sep 06 2002, 7:05 PM MDT  
Att. 26,243 - Overcast - 87 F

AB	27
R	7
H	7
RBI	6
BB	4
SO	3
LOB	7

livebaseballscorecards.com



PITCHER	IP	WLS	BF	H	R	ER	SO	BB	IBB	HBP	BLK	WP	HR	S	P	ERA	WHIP
Adam Eaton, R (1, 1)	4.0	L	20	5	7	7	1	4	0	0	0	1	1	47	85	15.75	2.250
Kevin Walker, L (5, 1)	1.0		4	2	0	0	2	0	0	0	0	0	0	9	12	0.00	2.000
Dennis Tankersley, R (6, 1)	3.0		9	0	0	0	0	0	0	0	0	0	0	14	23	0.00	0.000

Batter	1	2	3	4	5	6	7	8	9	AB R H RBI BB SO LOB	TOP																	
Ramón Vázquez, L (1, 4) OBP: 0.357, SLG: 0.363	1-2 L9		4-2 BB		4-1 FC6 BB			1-0 G3		2 0 0 0 2 0 0																		
Mark Kotsay, L (1, 8) OBP: 0.359, SLG: 0.454	1-0 1B		0-0 L8		1-2 FC6			0-0 F7		4 0 1 0 0 0 2																		
Ryan Klesko, L (1, 3) OBP: 0.389, SLG: 0.527	0-1 F8			1-0 HR 2B		0-0 G6-3			0-2 E6 SH1-3 1B G6-3	4 2 1 0 0 0 1																		
Phil Nevin, R (1, 5) OBP: 0.336, SLG: 0.429	2-1 L9			1-3 K		1-0 F8			0-1 G6-3 SH1-3 1B	4 0 1 0 0 1 2																		
Gene Kingsale, S (1, 7) OBP: 0.367, SLG: 0.419		2-3 K		2-3 K		2-2 G3			1-1 SH1-3	3 0 0 0 0 2 1																		
Bubba Trammell, R (1, 9) OBP: 0.337, SLG: 0.422		4-2 G1-6-3 BB		0-0 HR		0-0 G5-4-3 1B			1-0 G6-3	3 1 2 3 1 0 1																		
Deivi Cruz, R (1, 6) OBP: 0.299, SLG: 0.378		1-0 G1-6-3		1-2 G3-1		1-2 G5-4-3			2-2 F9	4 0 0 0 0 0 3																		
Wiki Gonzalez, R (1, 2) OBP: 0.349, SLG: 0.322			1-1 G5-3		0-1 G5-3		0-0 F9			3 0 0 0 0 0 0																		
Oliver Pérez, L (1, 1) OBP: 0.167, SLG: 0.167			1-1 G6-3		0-3 K			2-2 F7		2 0 0 0 0 1 0																		
Sean Burroughs, L (8, PH) OBP: 0.283, SLG: 0.303										0 0 0 0 0 0 0																		
Brian Buchanan, R (8, PH) OBP: 0.330, SLG: 0.432										1 0 0 0 0 0 0																		
Brandon Villafuerte, R (8, 1)										0 0 0 0 0 0 0																		
Mike Holtz, L (8, 1)										0 0 0 0 0 0 0																		
Jonathan Johnson, R (8, 1)										0 0 0 0 0 0 0																		
Mike Bynum, L (8, 1)										0 0 0 0 0 0 0																		
<b>Inning Stats</b>	R: 0 E: 0 K: 0 S: 9	H: 1 LOB: 1 BB: 0 P: 13	R: 0 E: 0 K: 1 S: 7	H: 0 LOB: 0 BB: 1 P: 14	R: 0 E: 0 K: 0 S: 8	H: 0 LOB: 1 BB: 1 P: 14	R: 2 E: 0 K: 2 S: 11	H: 2 LOB: 0 BB: 0 P: 16	R: 0 E: 0 K: 1 S: 9	H: 0 LOB: 1 BB: 1 P: 14	R: 0 E: 0 K: 0 S: 5	H: 0 LOB: 0 BB: 0 P: 8	R: 0 E: 0 K: 0 S: 6	H: 1 LOB: 0 BB: 0 P: 6	R: 0 E: 0 K: 0 S: 5	H: 0 LOB: 0 BB: 0 P: 8	R: 1 E: 1 K: 0 S: 11	H: 1 LOB: 1 BB: 0 P: 15	1B: 3 2B: 1 3B: 0 HR: 1	SF: 0 SAC: 1 DP: 2 HBP: 0	WP: 0 PB: 0 SB: 0 CS: 0	PA: 34						
<b>PITCHER</b>	IP WLS BF H R ER SO BB IBB HBP BLK WP HR S P ERA WHIP																											
Denny Stark, R (1, 1) ERA: 4.05	7.0		26	4	2	2	4	3	0	0	0	0	0	1	55	85	2.57	1.000										
Kent Mercker, L (8, 1) ERA: 4.75	1.0	W	3	0	0	0	0	0	0	0	0	0	0	5	8	0.00	0.000											
Jose Jimenez, R (9, 1) ERA: 3.73	1.0	S	5	1	1	0	0	0	0	0	0	0	0	11	15	0.00	1.000											

San Diego Padres @ Colorado Rockies  
Coors Field, Denver, CO

Sat Sep 07 2002, 1:05 PM MDT  
Att. 26,444 - Sunny - 88 F

livebaseballscorecards.com

AB	30
R	3
H	5
RBI	3
BB	3
SO	4
LOB	10



BOTTOM

San Diego Padres @ Colorado Rockies  
Coors Field, Denver, CO

livebaseballscores.com

AB	26
R	5
H	5
RBI	4
BB	8
SO	5
LOB	12



WP	0	PA	34
PB	1		
SB	0		
CS	0		

Sat Sep 07 2002, 1:05 PM MDT  
Att. 26,444 - Sunny - 88 F

AB	R	H	RBI	BB	SO	LOB									
3	2	1	0	1	0	0									
3	1	1	0	1	1	0									
4	0	2	2	0	0	2									
2	0	0	0	2	0	1									
0	0	0	0	0	0	0									
2	0	0	1	2	1	1									
0	0	0	0	0	0	0									
3	0	0	0	1	0	4									
4	0	0	0	0	1	4									
2	0	0	0	0	0	0									
0	1	0	0	1	0	0									
0	0	0	0	0	0	0									
2	0	0	0	0	2	0									
0	0	0	0	0	0	0									
1	1	1	1	0	0	0									
0	0	0	0	0	0	0									
1B:	3	SF:	0	2B:	2	SAC:	0	3B:	0	DP:	3	HR:	0	HBP:	0

Batter	1	2	3	4	5	6	7	8	9
Jason Romano, R OBP: 0.270, SLG: 0.281 (1, 4)	4-1 G5-4-3 1B PB BB		0-1 G6-3			0-0 B3		0-0 BB 2B 1B	
Gabe Kapler, R OBP: 0.305, SLG: 0.365 (1, 9)	1-0 G5-4-3 1B		1-3			0-1 L8		4-2 2B 1B BB BB	
Jay Payton, R OBP: 0.358, SLG: 0.505 (1, 8)	1-2 G5-4-3 1-2f 2-3					0-1 L6		1-0 BB G5-2-3 2B	
Todd Zeile, R OBP: 0.348, SLG: 0.414 Brent Butler, R OBP: 0.265, SLG: 0.408 (1, 5) (8, PR) (9, 5)	4-1 3-H BB					0-1 G6-4-3 1-2f BB		4-0 G5-2-3 BB IBB	
Greg Norton, S OBP: 0.299, SLG: 0.406 17 Todd Helton, L OBP: 0.424, SLG: 0.572 (1, 3) (9, 3)	0-1 F3					4-0 BB		4-2 G5-2-3 BB	
Ben Petrick, R OBP: 0.213, SLG: 0.284 (1, 7)			0-1 F9			2-1 P3		3-1 G5-2-3 1-2 2-3 3-H	
Juan Uribe, R OBP: 0.276, SLG: 0.326 (1, 6)			1-1 L4			0-3 K		0-1 F7	
Gary Bennett, R OBP: 0.305, SLG: 0.344 Juan Pierre, L OBP: 0.315, SLG: 0.315 Sandy Alomar Jr., R OBP: 0.310, SLG: 0.439 (1, 2) (8, PH) (9, 2)			2-0 G5-3			2-0 F9		4-1 2B BB	
Denny Stark, R OBP: 0.176, SLG: 0.333 Kent Mercker, L OBP: 0.424, SLG: 0.626 Jose Jimenez, R (1, 1) (8, 1) (9, 1)			1-3 K			0-3 K		1-2 1B 2B 2B	

Inning Stats	R	H	E	K	S	R	H	E	K	S	R	H	E	K	S	R	H	E	K	S	R	H	E	K	S
1	1	1	0	0	19	0	0	0	0	5	0	0	0	0	5	0	0	0	0	5	0	0	0	0	5
2	0	0	0	0	8	0	0	0	0	8	0	0	0	0	11	0	0	0	0	0	0	0	0	0	0
3	0	0	0	0	11	0	0	0	0	11	0	0	0	0	10	0	0	0	0	0	0	0	0	0	0
4	0	1	0	0	13	0	0	0	0	13	0	0	0	0	10	0	0	0	0	0	0	0	0	0	0
5	0	0	0	0	10	0	0	0	0	10	0	0	0	0	18	0	0	0	0	0	0	0	0	0	0
6	0	0	0	0	5	0	0	0	0	5	0	0	0	0	18	0	0	0	0	0	0	0	0	0	0
7	0	0	0	0	18	0	0	0	0	18	0	0	0	0	38	4	3	0	0	0	0	0	0	0	0
8	4	3	0	0	38	0	3	0	0	38	0	3	0	0	38	4	3	0	0	0	0	0	0	0	0
9	0	0	0	0	0	0	0	0	0	0	0	0	0	0	0	0	0	0	0	0	0	0	0	0	0

PITCHER	IP	WLS	BF	H	R	ER	SO	BB	IBB	HBP	BLK	WP	HR	S	P	ERA	WHIP
Oliver Pérez, L ERA: 3.23 (1, 1)	7.0		25	2	1	0	5	4	0	0	0	0	0	50	84	0.00	0.857
Brandon Villafuerte, R ERA: 2.18 (8, 1)	0.0		1	0	1	1	0	1	0	0	0	0	0	1	5	∞	∞
Mike Holtz, L ERA: 5.35 (8, 1)	0.0	L	3	2	0	0	0	1	0	0	0	0	0	8	13	∞	∞
Jonathan Johnson, R ERA: 3.38 (8, 1)	0.0		2	1	2	2	0	0	1	0	0	0	0	1	6	∞	∞
Mike Bynum, L ERA: 4.29 (8, 1)	1.0		3	0	1	1	0	1	0	0	0	0	0	7	14	9.00	1.000

PITCHER	IP	WLS	BF	H	R	ER	SO	BB	IBB	HBP	BLK	WP	HR	S	P	ERA	WHIP
Oliver Pérez, L ERA: 3.23 (1, 1)	7.0		25	2	1	0	5	4	0	0	0	0	0	50	84	0.00	0.857
Brandon Villafuerte, R ERA: 2.18 (8, 1)	0.0		1	0	1	1	0	1	0	0	0	0	0	1	5	∞	∞
Mike Holtz, L ERA: 5.35 (8, 1)	0.0	L	3	2	0	0	0	1	0	0	0	0	0	8	13	∞	∞
Jonathan Johnson, R ERA: 3.38 (8, 1)	0.0		2	1	2	2	0	0	1	0	0	0	0	1	6	∞	∞
Mike Bynum, L ERA: 4.29 (8, 1)	1.0		3	0	1	1	0	1	0	0	0	0	0	7	14	9.00	1.000

Batter	1	2	3	4	5	6	7	8	9	AB R H RBI BB SO LOB	TOP										
Ramón Vázquez, L (1, 6) OBP: 0.359, SLG: 0.363	0-0 G4-3		1-2 FC4-6 1B	4-0 FC4-6 BB		1-1 G3-1	1-1 L8		0-1 2B 1B	5 0 2 1 1 0 0											
Mark Kotsay, L (1, 8) OBP: 0.358, SLG: 0.452	2-3 K		0-3 K	2-2 FC4-6 1-2f		4-1 HR BB	1-0 1B		0-0 F8	5 1 1 0 1 2 5											
Ryan Klesko, L (1, 3) OBP: 0.392, SLG: 0.542	4-1 BB		1-0 FC4-6 1-2f		0-0 HR	1-0 HR 1-H	0-2 P4		0-0 2B	5 2 3 3 1 0 2											
Phil Nevin, R (1, 5) Gene Kingsale, S (6, 7) (8, 9) OBP: 0.338, SLG: 0.427 OBP: 0.363, SLG: 0.414	2-2 F9		2-3 K		4-1 1B BB	4-1 1B S BB	0-1 F8		0-0 G3	2 1 0 0 2 1 2 2 0 0 0 0 0 3											
Ron Gant, R (1, 7) Julius Matos, R (6, 4) OBP: 0.346, SLG: 0.507 OBP: 0.286, SLG: 0.294		0-0 L4		4-1 2B SF7 BB	0-0 P5	0-1 1B S 1B		2-2 G5-3	0-0 P4	3 2 1 0 1 0 1 2 0 0 0 0 0 2											
Bubba Trammell, R (1, 9) Brandon Villafuerte, R (8, 1) Jason Shiell, R (9, 1) Mike Holtz, L (9, 1) Trevor Hoffman, R (9, 1)		0-0 G1-3		2-1 SH1-4 1-3 2B	0-0 P6	3-3 K		2-2 L9		5 0 1 0 0 1 2 0											
Sean Burroughs, L (1, 4) (6, 5) OBP: 0.306, SLG: 0.318		4-0 BB BB		4-0 SH1-4 IBB	2-0 S 1B	0-1 HR 1B 2-H		0-1 PB 1B		3 1 3 1 2 0 0											
Tom Lampkin, L (1, 2) OBP: 0.310, SLG: 0.365		4-1 BB		2-1 SF7	4-2 IBB	1-2 HR 1-H		1-2 G4-3		2 1 1 3 2 0 1											
Brian Lawrence, R (1, 1) Kevin Walker, L (8, 1) Cesar Crespo, S (8, 7) OBP: 0.169, SLG: 0.133 OBP: 0.273, SLG: 0.263		1-2 G5-3		0-0 SH1-4 1-2 2-3	0-0 L5	3-3 K		1-1 1B 2B		3 0 0 0 0 1 5 0 0 0 0 0 0 0 1 1 1 0 0 0 0											
<b>Inning Stats</b>	R: 0 E: 0 K: 1 S: 8	H: 0 LOB: 1 BB: 1 P: 16	R: 0 E: 0 K: 0 S: 6	H: 0 LOB: 2 BB: 2 P: 15	R: 0 E: 0 K: 2 S: 12	H: 1 LOB: 1 BB: 0 P: 16	R: 1 E: 0 K: 0 S: 9	H: 1 LOB: 3 BB: 3 P: 27	R: 1 E: 0 K: 0 S: 9	H: 2 LOB: 3 BB: 2 P: 19	R: 6 E: 0 K: 2 S: 22	H: 4 LOB: 0 BB: 2 P: 39	R: 0 E: 0 K: 0 S: 8	H: 1 LOB: 1 BB: 0 P: 10	R: 0 E: 0 K: 0 S: 12	H: 1 LOB: 1 BB: 0 P: 17	R: 1 E: 0 K: 0 S: 8	H: 3 LOB: 2 BB: 0 P: 9	1B: 7 2B: 3 3B: 0 HR: 3	SF: 1 SAC: 1 DP: 0 HBP: 0	WP: 0 PA: 50 PB: 1 SB: 3 CS: 0
<b>PITCHER</b>	IP WLS BF H R ER SO BB IBB HBP BLK WP HR S P ERA WHIP											<b>PITCHER</b>	IP WLS BF H R ER SO BB IBB HBP BLK WP HR S P ERA WHIP								
Jason Jennings, R (1, 1) ERA: 4.51	5.1 L 31 5 5 5 3 8 2 0 0 0 2 49 108 8.44 2.438											Victor Santos, R (6, 1) ERA: 9.0	0.1 2 1 0 0 1 0 0 0 0 0 0 0 8 11 0.00 3.000								
40 Brian Fuentes, L (6, 1) ERA: 5.65	1.1 7 3 3 3 1 0 0 0 0 0 0 1 17 23 20.25 2.250											Mark Corey, R (8, 1) ERA: 7.29	1.0 4 1 0 0 0 0 0 0 0 0 0 0 12 17 0.00 1.000								
Justin Speier, R (9, 1) ERA: 4.06	1.0 6 3 1 1 0 0 0 0 0 0 0 0 8 9 9.00 3.000																				

**San Diego Padres @ Colorado Rockies**  
 Coors Field, Denver, CO  
 Sun Sep 08 2002, 1:05 PM MDT  
 Att. 25,706 - Cloudy - 84 F

AB	38
R	9
H	13
RBI	8
BB	10
SO	5
LOB	23



livebaseballscorecards.com

Batter	1	2	3	4	5	6	7	8	9	AB	R	H	RBI	BB	SO	LOB
Juan Pierre, L OBP: 0.316, SLG: 0.314 (1, 8)	0-1 G4-3		0-1 F8		3-1 E 1B		2-2 G4-3		4-0 1B BB	4	2	1	0	1	0	0
Gabe Kapler, R OBP: 0.314, SLG: 0.377 (1, 7)	0-2 CS 1B			0-0 17 G4-6-3 2B	0-0 E7 BB 1B		1-3 K		2-2 17 BB WP 1B	5	1	4	0	0	1	0
Larry Walker, L OBP: 0.427, SLG: 0.625 (1, 9)	4-0 BB			4-1 17 G4-6-3 BB	4-0 1-2 BB			3-3 K	1-1 17 BB WP 1B	1	0	0	0	3	1	0
Jack Cust, L OBP: 0.255, SLG: 0.255 (9, PH)	1-2 BB				1-2 BB				1-2 2-H BB	1	0	1	1	0	0	0
17 Todd Helton, L OBP: 0.422, SLG: 0.567 (1, 3)	1-2 P4			0-0 G4-6-3	1-1 F8			2-2 G1-3	4-2 WP BB	4	0	0	0	1	0	5
Todd Zeile, R OBP: 0.351, SLG: 0.414 (1, 5)		0-1 L9		4-1 BB		3-3 K		1-0 E6 1B	4-1 1-2 2-3 3-H BB	3	0	1	0	2	1	0
Sandy Alomar Jr., R OBP: 0.308, SLG: 0.431 (1, 2)		1-0 L9		1-1 G5-3		2-1 G6-3		4-1 BB	2-0 F9	4	0	0	0	1	0	5
Brent Butler, R OBP: 0.288, SLG: 0.410 (1, 4)		2-0 G5-3			0-1 G6-4-3 1B	0-1 1B		1-0 G4-3		3	0	2	0	0	0	0
Greg Norton, S OBP: 0.297, SLG: 0.403 (8, PH)										1	0	0	0	0	0	2
Justin Speier, R (9, 1)										0	0	0	0	0	0	0
Juan Uribe, R OBP: 0.275, SLG: 0.324 (1, 6)			0-1 L7		2-1 G6-4-3	2-3 K			1-0 G6-4-3 1B	3	0	0	0	0	1	2
Jason Romano, R OBP: 0.281, SLG: 0.293 (7, 6)					1-2 1B E 1B					1	0	1	0	0	0	0
Jason Jennings, L OBP: 0.380, SLG: 0.375 (1, 1)			0-2 P5		1-2 1B E 1B			2-2 F7	2-1 G6-4-3	2	1	1	0	0	0	0
Victor Santos, R (6, 1)										0	0	0	0	0	0	0
40 Brian Fuentes, L (6, 1)										0	0	0	0	0	0	0
Ross Gload, L (7, PH)										1	0	0	0	0	0	0
Mark Corey, R (8, 1)										0	0	0	0	0	0	0
Terry Shumpert, R (9, 4)										1	0	0	0	0	0	1

Inning Stats	R: 0	H: 1	E: 0	LOB: 1	K: 0	BB: 1	S: 11	R: 0	H: 0	E: 0	LOB: 0	K: 0	BB: 0	S: 4	R: 0	H: 0	E: 0	LOB: 0	K: 0	BB: 0	S: 7	R: 0	H: 1	E: 0	LOB: 2	K: 0	BB: 2	S: 6	R: 2	H: 4	E: 1	LOB: 2	K: 0	BB: 1	S: 12	R: 0	H: 1	E: 0	LOB: 1	K: 2	BB: 0	S: 10	R: 0	H: 0	E: 0	LOB: 0	K: 1	BB: 0	S: 11	R: 0	H: 1	E: 1	LOB: 2	K: 1	BB: 1	S: 11	R: 2	H: 3	E: 0	LOB: 3	K: 0	BB: 3	S: 17	1B: 10	2B: 1	3B: 0	HR: 0	SF: 0	SAC: 0	DP: 3	HBP: 0
--------------	------	------	------	--------	------	-------	-------	------	------	------	--------	------	-------	------	------	------	------	--------	------	-------	------	------	------	------	--------	------	-------	------	------	------	------	--------	------	-------	-------	------	------	------	--------	------	-------	-------	------	------	------	--------	------	-------	-------	------	------	------	--------	------	-------	-------	------	------	------	--------	------	-------	-------	--------	-------	-------	-------	-------	--------	-------	--------

PITCHER	IP	WLS	BF	H	R	ER	SO	BB	IBB	HBP	BLK	WP	HR	S	P	ERA	WHIP
Brian Lawrence, R (1, 1)	7.0	W	29	7	2	1	3	4	0	0	0	0	0	61	101	1.29	1.571
Kevin Walker, L (8, 1)	0.2		4	1	0	0	1	1	0	0	0	0	0	10	20	0.00	3.000
Brandon Villafuerte, R (8, 1)	0.1		1	0	0	0	0	0	0	0	0	0	0	1	2	0.00	0.000
Jason Shiel, R (9, 1)	0.2		5	3	2	2	0	1	0	0	0	0	0	11	21	27.00	6.000
Mike Holtz, L (9, 1)	0.0		2	0	0	0	0	2	0	0	0	1	0	5	13	∞	∞

**BOTTOM**

**San Diego Padres @ Colorado Rockies**  
Coors Field, Denver, CO

Sun Sep 08 2002, 1:05 PM MDT  
Att: 25,706 - Cloudy - 84 F

AB	34
R	4
H	11
RBI	1
BB	8
SO	4
LOB	15

WP: 1 PA: 42  
PB: 0  
SB: 0  
CS: 1

ERA: 0.00 WHIP: 0.000



PITCHER	IP	WLS	BF	H	R	ER	SO	BB	IBB	HBP	BLK	WP	HR	S	P	ERA	WHIP
Trevor Hoffman, R (9, 1)	0.1		1	0	0	0	0	0	0	0	0	0	0	1	3	0.00	0.000

Batter	1	2	3	4	5	6	7	8	9	AB R H RBI BB SO LOB	TOP											
Gene Kingsale, S (1, 8) OBP: 0.364, SLG: 0.413	1-0 F9		0-2 FC6-4 1B		2-2 G6-4-3 1B		1-3 K		1-3 K	5 0 2 0 0 2 0	<b>San Diego Padres @ Arizona Diamondbacks</b> Bank One Ballpark, Phoenix, AZ Mon Sep 09 2002, 9:35 PM EDT Att: 30,486 - Dome - 72 F <a href="http://livebaseballscorecards.com">livebaseballscorecards.com</a>											
Deivi Cruz, R (1, 6) OBP: 0.302, SLG: 0.381	0-0 1B 1B		0-2 FC6-4 BB 1-2f		1-0 G6-4-3 1-2f		4-1 BB	0-2 F8 2B	4 0 2 0 1 0 2													
Phil Nevin, R (1, 5) OBP: 0.339, SLG: 0.425	0-1 1-2 1B		4-2 FC6-4 BB 1-2		1-3 K		2-2 L8	0-0 F8 2-3	4 0 1 0 1 1 2													
Ron Gant, R (1, 7) OBP: 0.345, SLG: 0.515 Mark Kotsay, L (9, PH) OBP: 0.358, SLG: 0.451	3-2 P4		2-2 FC6-4 1-2f		0-0 HR		3-1 G4-3	2-3 K	4 1 1 1 0 0 5 1 0 0 0 0 1 1													
Bubba Trammell, R (1, 9) OBP: 0.337, SLG: 0.423	1-3 K			1-1 P4		1-1 1B 1B		1-2 G6-3 G4-3 1B	4 1 2 0 0 1 2													
Brian Buchanan, R (1, 3) OBP: 0.313, SLG: 0.435		0-0 F8		2-2 2B		0-1 F8		4-2 G4-3 G6-3 BB 1-2	3 0 1 0 1 0 1													
Wiki Gonzalez, R (1, 2) OBP: 0.352, SLG: 0.322		1-3 K		4-2 BB		0-0 1-2 1B		0-2 G6-3 1-2 2-3	3 0 1 0 1 1 2													
Julius Matos, R (1, 4) OBP: 0.280, SLG: 0.287		1-0 F4		1-3 K		1-3 K		0-0 G4-3 2-3 3-H	4 0 0 1 0 2 5													
Brett Tomko, R (1, 1) OBP: 0.190, SLG: 0.210 Cesar Crespo, S (8, PH) OBP: 0.261, SLG: 0.250 Dennis Tankersley, R (6, 1) OBP: 0.336, SLG: 0.615 Mike Bynum, L (6, 1) Sean Burroughs, L (8, PH) OBP: 0.304, SLG: 0.315 Clay Condrey, R (8, 1)			0-1 G5-3		3-2 G5-3		2-3 K	0-3 K	2 0 0 0 0 0 2 1 0 0 0 0 0 1 2 0 0 0 0 0 0 0 0 0 0 0 0 0 0 0 0 1 0 0 0 0 0 1 1 0 0 0 0 0 0 0 0													
<b>Inning Stats</b>	R: 0 E: 0 K: 1 S: 12	H: 2 LOB: 2 BB: 0 P: 17	R: 0 E: 0 K: 1 S: 5	H: 0 LOB: 0 BB: 0 P: 7	R: 0 E: 0 K: 0 S: 15	H: 1 LOB: 2 BB: 1 P: 21	R: 0 E: 0 K: 1 S: 16	H: 1 LOB: 2 BB: 1 P: 27	R: 0 E: 0 K: 1 S: 7	H: 1 LOB: 0 BB: 0 P: 11	R: 1 E: 0 K: 2 S: 14	H: 3 LOB: 2 BB: 0 P: 18	R: 0 E: 0 K: 1 S: 12	H: 0 LOB: 1 BB: 1 P: 22	R: 1 E: 0 K: 1 S: 12	H: 1 LOB: 1 BB: 1 P: 17	R: 0 E: 0 K: 2 S: 11	H: 1 LOB: 1 BB: 0 P: 14	1B: 7 2B: 2 3B: 0 HR: 1	SF: 0 SAC: 0 DP: 1 HBP: 0	WP: 0 PB: 0 SB: 0 CS: 0	PA: 40
<b>PITCHER</b>	IP WLS BF H R ER SO BB IBB HBP BLK WP HR S P ERA WHIP																					
Randy Johnson, L (1, 1) ERA: 2.53	7.0 W 31 8 1 1 7 3 0 0 0 0 0 1 81 123 1.29 1.571																					
Bret Prinz, R (8, 1) ERA: 9.49	1.0 5 1 1 1 1 1 0 0 0 0 0 0 12 17 9.00 2.000																					
Byung-Hyun Kim, R (9, 1) ERA: 2.24	1.0 S 4 1 0 0 2 0 0 0 0 0 0 0 11 14 0.00 1.000																					

AB	36
R	2
H	10
RBI	2
BB	4
SO	10
LOB	25





Batter	1	2	3	4	5	6	7	8	9
<b>Tony Womack, L</b> OBP: 0.323, SLG: 0.365 (1, 6)	1-0 F8		1-1 1B FC6-4	0-0 1B 3-H		4-2 G3 BB		2-2 G1-3	
<b>Steve Finley, L</b> OBP: 0.364, SLG: 0.486 (1, 8)	0-1 G6-3		2-1 1B FC6-4	1-1 1B 2-3		3-2 G3			
<b>Junior Spivey, R</b> OBP: 0.387, SLG: 0.471 (1, 4)	1-3 K		1-0 1B FC6-4	2-3 K		0-1 G6-3			
<b>Luis Gonzalez, L</b> OBP: 0.401, SLG: 0.495 (1, 7)		0-0 F8	1-3 K		0-1 G3-1		0-1 1B CS		
<b>Erubiel Durazo, L</b> OBP: 0.396, SLG: 0.575 (1, 3)		0-0 HR		0-1 F8	2-3 K		0-1 1B		
<b>Matt Williams, R</b> OBP: 0.317, SLG: 0.413 (1, 5)		3-1 E4 3B		0-1 1B BB	3-2 1B		2-2 F2		
<b>David Dellucci, L</b> OBP: 0.321, SLG: 0.398 (1, 9)		0-2 F8		4-2 1B 1B BB	1-3 K		3-3 K		
<b>Chad Moeller, R</b> OBP: 0.358, SLG: 0.370 (1, 2)		1-0 G5-3		0-0 F8		1-2 G3 2B		0-2 G4-3	
<b>Chris Donnels, L</b> OBP: 0.304, SLG: 0.464 (8, PH)									
<b>Rod Barajas, R</b> OBP: 0.273, SLG: 0.321 (9, 2)									
<b>Randy Johnson, R</b> OBP: 0.165, SLG: 0.173 (1, 1)			0-1 G4-3	1-2 1B 1B		2-1 F9		1-3 K	
<b>Bret Prinz, R</b> (8, 1)				1-3 2-H					
<b>Felix Jose, S</b> OBP: 0.200, SLG: 0.125 (8, PH)									
<b>Byung-Hyun Kim, R</b> OBP: 0.500, SLG: 0.500 (9, 1)									

Inning	R	H	E	K	S	IP	WLS	BF	H	R	ER	SO	BB	IBB	HBP	BLK	WP	HR	S	P	ERA	WHIP
1	0	0	0	1	7	5.0	L	25	9	5	5	5	1	0	0	0	0	1	54	79	9.00	2.000
2	2	2	1	0	8	0.1		2	1	0	0	0	0	0	0	0	0	0	5	8	0.00	3.000
3	1	2	0	0	10	1.2		7	2	0	1	1	0	0	0	0	0	0	21	33	0.00	1.800
4	0	0	0	0	9	1.0		3	0	0	0	1	0	0	0	0	0	9	12	0.00	0.000	

Inning	R	H	E	K	S	IP	WLS	BF	H	R	ER	SO	BB	IBB	HBP	BLK	WP	HR	S	P	ERA	WHIP
5	0	1	0	0	13	0.0		0	1	0	0	0	0	0	0	0	0	0	23	23	0.00	0.000
6	0	2	0	1	18	0.0		0	2	0	0	0	0	0	0	0	0	0	18	18	0.00	0.000
7	0	0	0	1	9	0.0		0	0	0	0	0	0	0	0	0	0	0	12	12	0.00	0.000

AB R H RBI BB SO LOB

4	1	2	1	1	0	0
4	0	2	0	0	0	2
4	0	0	1	0	2	6
4	0	1	0	0	1	1
4	1	2	1	0	1	0
4	2	3	0	0	0	2
3	1	0	0	1	2	3
3	0	1	0	0	0	2
1	0	0	0	0	0	0
0	0	0	0	0	0	0
3	0	1	1	0	0	1
0	0	0	0	0	0	0
1	0	0	0	0	1	0
0	0	0	0	0	0	0

AB	35
R	5
H	12
RBI	4
BB	2
SO	7
LOB	17



WP	HR	S	P	ERA	WHIP
0	0	0	0	0.00	3.000
0	0	0	0	0.00	1.800
0	0	0	0	0.00	0.000

**San Diego Padres @ Arizona Diamondbacks**  
Bank One Ballpark, Phoenix, AZ  
Mon Sep 09 2002, 9:35 PM EDT  
Att: 30,486 - Dome - 72 F

livebaseballscorecards.com

Batter	1	2	3	4	5	6	7	8	9	AB R H RBI BB SO LOB	TOP	
Ramón Vázquez, L (1, 6) OBP: 0.356, SLG: 0.359	1-2 G3		2-2 G6-3			3-3 K			3-2 F7	4 0 0 0 0 1 1	<b>San Diego Padres @ Arizona Diamondbacks</b> Bank One Ballpark, Phoenix, AZ Tue Sep 10 2002, 9:35 PM EDT Att. 33,382 - Dome - 72 F <a href="http://livebaseballscorecards.com">livebaseballscorecards.com</a>	
Mark Kotsay, L (1, 8) OBP: 0.355, SLG: 0.447	0-1 G4-3			0-3 K		1-0 G4-3			1-3 K	4 0 0 0 0 2 0		
Ryan Klesko, L (1, 3) OBP: 0.393, SLG: 0.547	0-3 K			0-1 HR			0-2 F8		4-0 BB 1B	3 2 1 1 1 1 0		
Phil Nevin, R (1, 5) OBP: 0.338, SLG: 0.421		2-2 L8		3-3 K			2-3 K		4-1 1B BB	3 0 0 0 1 2 0		
Sean Burroughs, L (1, 4) OBP: 0.302, SLG: 0.314		0-3 K		2-2 G6-3			1-3 K		0-2 1B 1-2 2-H	4 0 1 1 0 2 0		
Gene Kingsale, S (1, 9) OBP: 0.362, SLG: 0.409		2-2 1B			0-0 B1-3			1-2 F8	3-2 G5-3	4 0 1 0 0 0 2		
29 Kory DeHaan, L (1, 7) OBP: 0.143, SLG: 0.143 Jeremy Fikac, R (5, 1) Doug Nickle, R (7, 1) Brian Buchanan, R (8, PH) Jason Shieff, R (8, 1) Jonathan Johnson, R (8, 1)		3-3 K			0-3 K			1-0 F7		2 0 0 0 0 0 2 1 0 0 0 0 0 0 0 0 0 0 0 0 0 0 0 0 1 0		
Wiki Gonzalez, R (1, 2) OBP: 0.352, SLG: 0.322			1-1 G4-3		3-2 F9			1-2 1B		3 0 1 0 0 0 0		
44 Jake Peavy, R (1, 1) OBP: 0.259, SLG: 0.370 Cesar Crespo, S (5, 7) OBP: 0.280, SLG: 0.273			0-3 K			0-0 1B		2-3 K		1 0 0 0 0 1 0 2 0 1 0 0 1 1		
<b>Inning Stats</b>	R: 0 E: 0 K: 1 S: 8 H: 0 LOB: 0 P: 9	R: 0 E: 0 K: 2 S: 14 H: 1 LOB: 1 P: 21	R: 0 E: 0 K: 1 S: 9 H: 0 LOB: 0 P: 12	R: 1 E: 0 K: 2 S: 12 H: 1 LOB: 0 P: 17	R: 0 E: 0 K: 1 S: 7 H: 0 LOB: 0 P: 10	R: 0 E: 0 K: 1 S: 7 H: 1 LOB: 0 P: 11	R: 0 E: 0 K: 2 S: 9 H: 0 LOB: 0 P: 12	R: 0 E: 0 K: 1 S: 13 H: 1 LOB: 1 P: 18	R: 1 E: 0 K: 1 S: 19 H: 1 LOB: 2 P: 34	1B: 4 2B: 1 3B: 0 HR: 1 SF: 0 SAC: 0 DP: 1 HBP: 0	WP: 0 PB: 0 SB: 1 CS: 1 PA: 33	
<b>PITCHER</b>	IP WLS BF H R ER SO BB IBB HBP BLK WP HR S P ERA WHIP											
Curt Schilling, R (1, 1) ERA: 2.76	7.0 W 23 3 1 1 10 0 0 0 0 0 1 66 92 1.29 0.429											
Matt Mantei, R (8, 1) ERA: 3.63	1.0 4 1 0 0 1 0 0 0 0 0 0 13 18 0.00 1.000											
Mike Myers, L (9, 1) ERA: 4.18	1.0 6 1 1 1 1 2 0 0 0 0 0 19 34 9.00 3.000											



Batter	1	2	3	4	5	6	7	8	9	AB	R	H	RBI	BB	SO	LOB
<b>Tony Womack, L</b> OBP: 0.322, SLG: 0.362 (1, 6)	G4-3		1B WP WP BB	F7		G6-3	FC6-4			4	1	0	0	1	0	5
<b>Steve Finley, L</b> OBP: 0.365, SLG: 0.492 (1, 8)	HR					F5		K		5	1	2	1	0	2	1
<b>Junior Spivey, R</b> OBP: 0.388, SLG: 0.470 (1, 4)	K		WP 1B			FC5-4		1B		5	1	2	0	0	2	1
<b>Luis Gonzalez, L</b> OBP: 0.404, SLG: 0.502 (1, 7)	BB		1B					1B		3	2	2	2	2	1	1
<b>Erubiel Durazo, L</b> OBP: 0.400, SLG: 0.577 (1, 3)	P6					HR		1B		3	1	1	0	2	0	3
<b>Matt Williams, R</b> OBP: 0.320, SLG: 0.432 (1, 5)		P3				HR		K		5	1	2	2	0	1	4
<b>David Dellucci, L</b> OBP: 0.326, SLG: 0.399 (1, 9)										2	0	1	0	1	1	0
<b>Quinton McCracken, S</b> OBP: 0.370, SLG: 0.460 (7, 9)		K								1	1	1	1	0	0	0
<b>Damian Miller, R</b> OBP: 0.337, SLG: 0.431 (1, 2)										4	0	1	0	0	1	4
<b>Curt Schilling, R</b> OBP: 0.232, SLG: 0.192 (1, 1)										3	0	0	0	0	1	4
<b>Chris Donnels, L</b> OBP: 0.313, SLG: 0.471 (7, PH)										1	0	1	1	0	0	0
<b>Matt Mantei, R</b> (8, 1)										0	0	0	0	0	0	0
<b>Mike Myers, L</b> (9, 1)										0	0	0	0	0	0	0

Inning Stats	R	H	E	K	S	R	H	E	K	S	R	H	E	K	S	R	H	E	K	S	R	H	E	K	S	R	H	E	K	S
	1	1	0	12	21	0	0	0	5	6	1	1	0	15	27	4	4	0	13	22	0	2	2	0	7	10	0	11	17	

PITCHER	IP	WLS	BF	H	R	ER	SO	BB	IBB	HBP	BLK	WP	HR	S	P	ERA	WHIP
<b>44 Jake Peavy, R</b> ERA: 4.73 (1, 1)	4.1	L	23	6	5	5	6	4	0	0	0	2	2	55	93	10.38	2.308
<b>Jeremy Fikac, R</b> ERA: 4.83 (5, 1)	1.2		7	2	1	1	1	0	0	0	0	0	1	16	21	5.40	1.200
<b>Doug Nickle, R</b> ERA: 7.27 (7, 1)	1.0		7	3	2	2	0	2	0	0	0	0	0	9	23	18.00	5.000
<b>Jason Shiell, R</b> ERA: 18.0 (8, 1)	0.1		3	2	0	0	1	0	0	0	0	0	0	6	10	0.00	6.000
<b>Jonathan Johnson, R</b> ERA: 3.12 (8, 1)	0.2		2	0	0	0	1	0	0	0	0	0	0	5	7	0.00	0.000


**BOTTOM**

**San Diego Padres @ Arizona Diamondbacks**

Bank One Ballpark, Phoenix, AZ

Tue Sep 10 2002, 9:35 PM EDT  
Att: 33,382 - Dome - 72 F

<b>AB</b>	<b>36</b>
<b>R</b>	<b>8</b>
<b>H</b>	<b>13</b>
<b>RBI</b>	<b>7</b>
<b>BB</b>	<b>6</b>
<b>SO</b>	<b>9</b>
<b>LOB</b>	<b>23</b>



Batter	1	2	3	4	5	6	7	8	9	AB R H RBI BB SO LOB	TOP	
Ramón Vázquez, L (1, 4) OBP: 0.355, SLG: 0.356 Brian Buchanan, R (9, PH) OBP: 0.310, SLG: 0.431	1-2 G4-3		1-3 K			4-1 1B 2B BB	0-0 B1		2-1 G5-4-3 1-2f	3 1 0 0 1 1 0 1 0 0 0 0 0 1	San Diego Padres @ Arizona Diamondbacks Bank One Ballpark, Phoenix, AZ Wed Sep 11 2002, 10:05 PM EDT Att. 34,217 - Sunny - 78 F  livebaseballscorecards.com	
Mark Kotsay, L (1, 8) OBP: 0.357, SLG: 0.448	1-0 F9			4-0 P4 BB BB		0-1 2B 1B	3-1 1B	2-3 K	4 1 2 0 1 1 1			
Ryan Klesko, L (1, 3) OBP: 0.396, SLG: 0.549	1-1 HBP			4-1 BB 1-2 BB		0-0 1B 2B	2-2 F9		2 1 1 2 1 0 1			
Phil Nevin, R (1, 5) OBP: 0.337, SLG: 0.419	1-0 F9			0-0 P4 2-3		2-2 FC1-5 1B 2H	1-0 G6-3		4 0 1 1 0 0 4			
Ron Gant, R (1, 7) OBP: 0.347, SLG: 0.514		2-0 G4-3		2-3 K		3-1 G1-3 FC1-5 1B 1-2 E	2-1 1B		4 1 2 0 0 1 2			
Gene Kingsale, S (1, 9) OBP: 0.354, SLG: 0.400		1-3 K		0-0 G3		0-1 FC1-5 G1-3 1-2 2-3f E	1-3 K		4 1 0 0 0 2 5			
Deivi Cruz, R (1, 6) OBP: 0.300, SLG: 0.378		0-0 G6-3			1-0 P4	2-0 G1-3 1-2 2-3	1-3 K		4 0 0 0 0 1 3			
Wil Nieves, R (1, 2) OBP: 0.228, SLG: 0.259			0-3 K		0-2 G6-4-3 1B 2H 3-H	0-1 E6	1-3 K		4 0 1 0 0 2 1			
Adam Eaton, R (1, 1) Ray Lankford, L (8, PH) Jonathan Johnson, R (6, 1) Kevin Walker, L (7, 1) Brandon Villafuerte, R (8, 1) Sean Burroughs, L (8, PH) Cesar Crespo, S (9, PH) OBP: 0.280, SLG: 0.273		1-0 F9		1-0 G6-4-3 1-2f		0-0 F8	4-2 G5-4-3 BB		2 0 0 0 0 0 0 1 1 0 0 0 0 0 0 1 0 1 0 0 0 0 0 0 0 0 0 0			
<b>Inning Stats</b>	R: 0 H: 0 E: 0 LOB: 1 K: 0 BB: 0 S: 6 P: 10	R: 0 H: 0 E: 0 LOB: 0 K: 1 BB: 0 S: 5 P: 8	R: 0 H: 0 E: 0 LOB: 0 K: 2 BB: 0 S: 7 P: 9	R: 0 H: 0 E: 0 LOB: 2 K: 1 BB: 2 S: 6 P: 16	R: 0 H: 1 E: 0 LOB: 0 K: 0 BB: 0 S: 5 P: 7	R: 5 H: 4 E: 1 LOB: 1 K: 0 BB: 1 S: 16 P: 27	R: 0 H: 1 E: 0 LOB: 1 K: 0 BB: 0 S: 7 P: 13	R: 0 H: 1 E: 0 LOB: 1 K: 3 BB: 0 S: 12 P: 17	R: 0 H: 0 E: 0 LOB: 1 K: 1 BB: 1 S: 10 P: 18	1B: 6 SF: 0 2B: 1 SAC: 0 3B: 0 DP: 2 HR: 0 HBP: 1		WP: 0 PA: 38 PB: 0 SB: 0 CS: 0
<b>PITCHER</b>	<b>Miguel Batista, R</b> (1, 1) ERA: 4.17	IP: 5.2 WLS: 1 BF: 26 H: 5 R: 5 ER: 3 SO: 4 BB: 3 IBB: 0 HBP: 1 BLK: 0 WP: 0 HR: 0 S: 44 P: 76 ERA: 4.76 WHIP: 1.412	<b>Greg Swindell, L</b> (6, 1) ERA: 4.5	IP: 0.1 WLS: 1 BF: 1 H: 0 R: 0 ER: 0 SO: 0 BB: 0 IBB: 0 HBP: 0 BLK: 0 WP: 0 HR: 0 S: 1 P: 1 ERA: 0.00 WHIP: 0.000	<b>Eddie Oropesa, L</b> (7, 1) ERA: 10.73	IP: 0.2 WLS: 3 BF: 1 H: 1 R: 0 ER: 0 SO: 0 BB: 0 IBB: 0 HBP: 0 BLK: 0 WP: 0 HR: 0 S: 6 P: 11 ERA: 0.00 WHIP: 1.500	<b>Mike Koplove, R</b> (7, 1) ERA: 1.93	IP: 1.1 WLS: 5 BF: 1 H: 1 R: 0 ER: 0 SO: 3 BB: 0 IBB: 0 HBP: 0 BLK: 0 WP: 0 HR: 0 S: 13 P: 19 ERA: 0.00 WHIP: 0.750	<b>Mike Fetters, R</b> (9, 1) ERA: 2.77	IP: 0.0 WLS: 1 BF: 0 H: 0 R: 0 ER: 0 SO: 0 BB: 1 IBB: 0 HBP: 0 BLK: 0 WP: 0 HR: 0 S: 5 P: 9 ERA: ∞ WHIP: ∞	<b>PITCHER</b> <b>Mike Myers, L</b> (9, 1) ERA: 4.05	IP: 1.0 WLS: 2 BF: 2 H: 0 R: 0 ER: 0 SO: 1 BB: 0 IBB: 0 HBP: 0 BLK: 0 WP: 0 HR: 0 S: 5 P: 9 ERA: 0.00 WHIP: 0.000

Batter	1	2	3	4	5	6	7	8	9	AB	R	H	RBI	BB	SO	LOB
Tony Womack, L OBP: 0.320, SLG: 0.359 (1, 6)	0-1 F7	1-0 F8		1-1 G4-3		1-2 G4-3				4	0	0	0	0	0	1
Mark Grace, L OBP: 0.344, SLG: 0.376 (1, 3)	1-2 BB 1B		2-2 F7		0-0 2B		2-2 F9			4	2	2	0	0	0	0
Junior Spivey, R OBP: 0.390, SLG: 0.473 (1, 4)	4-1 BB 1B		4-0 BB BB		2-2 F8 1B		2-1 F9			2	2	1	1	2	0	0
Luis Gonzalez, L OBP: 0.405, SLG: 0.500 (1, 7)	4-2 BB 1B		4-0 BB BB		2-2 F8		3-3 K			2	0	0	0	2	1	1
Steve Finley, L OBP: 0.366, SLG: 0.499 (1, 8)	0-0 BB 1B		1-2 F7		0-0 P4			1-0 HR		4	1	2	3	0	0	3
Quinton McCracken, S OBP: 0.374, SLG: 0.468 (1, 9)	1-3 K2-3		4-2 BB		2-2 S 1B		1-2 BB 3B			3	1	2	1	1	1	1
Chris Donnels, L OBP: 0.313, SLG: 0.458 (1, 5)		4-0 BB	0-1 F8		2-3 K		2-3 BB 1B			2	0	0	0	1	1	4
Matt Williams, R OBP: 0.320, SLG: 0.432 (8, PH)										0	0	0	0	0	0	0
David Dellucci, L OBP: 0.325, SLG: 0.397 (8, PH)										1	0	0	0	0	1	1
Damian Miller, R OBP: 0.337, SLG: 0.431 (9, 2)										0	0	0	0	0	0	0
Rod Barajas, R OBP: 0.268, SLG: 0.314 (1, 2)	0-0 L4			0-1 F5		2-0 F7		1-0 BB 1B		3	0	0	0	0	0	1
Lyle Overbay, L OBP: 0.250, SLG: 0.250 (8, PH)										1	0	1	1	0	0	0
Mike Fetters, R (9, 1)										0	0	0	0	0	0	0
Mike Myers, L (9, 1)										0	0	0	0	0	0	0
Miguel Batista, R OBP: 0.239, SLG: 0.302 (1, 1)		0-3 K		1-1 B1-3		2-1 G4-3		0-0 G4-6-3		2	0	0	0	0	1	1
Greg Swindell, L (6, 1)										0	0	0	0	0	0	0
Felix Jose, S OBP: 0.182, SLG: 0.111 (6, PH)										1	0	0	0	0	0	0
Eddie Oropesa, L (7, 1)										0	0	0	0	0	0	0
Mike Koplove, R (7, 1)										0	0	0	0	0	0	0
Alex Cintron, S OBP: 0.347, SLG: 0.328 (8, PH)										1	0	0	0	0	0	1

Inning Stats	R: 2	H: 2	E: 0	LOB: 1	K: 1	S: 14	R: 0	H: 0	E: 0	LOB: 1	K: 1	S: 6	R: 0	H: 0	E: 0	LOB: 3	K: 0	S: 10	R: 0	H: 0	E: 0	LOB: 0	K: 0	S: 6	R: 2	H: 3	E: 0	LOB: 1	K: 1	S: 14	R: 0	H: 0	E: 0	LOB: 0	K: 1	S: 10	R: 2	H: 3	E: 0	LOB: 0	K: 1	S: 9	R: 0	H: 3	E: 0	LOB: 0	K: 1	S: 17	R: 0	H: 3	E: 0	LOB: 0	K: 1	S: 14	1B: 5	SF: 0	2B: 1	SAC: 0	3B: 1	DP: 1	HR: 1	HBP: 0	WP: 0	PA: 36
--------------	------	------	------	--------	------	-------	------	------	------	--------	------	------	------	------	------	--------	------	-------	------	------	------	--------	------	------	------	------	------	--------	------	-------	------	------	------	--------	------	-------	------	------	------	--------	------	------	------	------	------	--------	------	-------	------	------	------	--------	------	-------	-------	-------	-------	--------	-------	-------	-------	--------	-------	--------

PITCHER	IP	WLS	BF	H	R	ER	SO	BB	IBB	HBP	BLK	WP	HR	S	P	ERA	WHIP
Adam Eaton, R ERA: 11.68 (1, 1)	5.0		25	5	4	4	3	6	0	0	0	0	0	50	90	7.20	2.200
Jonathan Johnson, R ERA: 2.79 (6, 1)	1.0	H	3	0	0	0	0	0	0	0	0	0	0	6	11	0.00	0.000
Kevin Walker, L ERA: 6.0 (7, 1)	1.0	L	5	2	2	2	1	0	0	0	0	0	1	14	23	18.00	2.000
Brandon Villafuerte, R ERA: 2.05 (8, 1)	1.0		3	1	0	0	1	0	0	0	0	0	0	5	8	0.00	1.000


**BOTTOM**

**San Diego Padres @ Arizona Diamondbacks**  
Bank One Ballpark, Phoenix, AZ

Wed Sep 11 2002, 10:05 PM EDT  
Att: 34,217 - Sunny - 78 F

livebaseballscorecards.com

<b>AB</b>	<b>30</b>
<b>R</b>	<b>6</b>
<b>H</b>	<b>8</b>
<b>RBI</b>	<b>6</b>
<b>BB</b>	<b>6</b>
<b>SO</b>	<b>5</b>
<b>LOB</b>	<b>14</b>



Batter 1 2 3 4 5 6 7 8 9 10 AB R H RBI BB SO LOB TOP

<b>Kenny Lofton, L</b> OBP: 0.336, SLG: 0.407 (1, 8)	1-2 G5-4-3 1B		0-2 G3-1		0-1 G4-3		0-0 1B 1B	1-0 E5 SF7 1B		5 0 3 0 0 0 1
<b>Rich Aurilia, R</b> OBP: 0.299, SLG: 0.395 (1, 6)	0-1 G5-4-3 1-2f			0-3 K	0-0 F8		1-0 F5	2-0 SF7		4 0 0 1 0 1 3
<b>Jeff Kent, R</b> OBP: 0.375, SLG: 0.569 (1, 4)	3-2 L5			3-3 K		0-0 BB WP 1B	1-1 BB 1B	0-0 G6-3		5 1 2 0 0 1 1
<b>Barry Bonds, L</b> OBP: 0.573, SLG: 0.808 (1, 7)		4-2 BB		4-2 WP 1B BB		4-0 WP BB 1B	4-0 BB 1-2 BB	4-0 S IBB		0 0 0 0 5 0 0
<b>Reggie Sanders, R</b> OBP: 0.324, SLG: 0.438 (1, 9)		1-1 F9		2-2 WP 1B		4-1 WP BB	0-1 G1-3	3-3 K		4 0 1 0 1 1 6
<b>Tim Worrell, R</b> (9, 1)				1-2 WP 1B		1-2 2-3 BB		1-2		0 0 0 0 0 0 0
<b>Tsuyoshi Shinjo, R</b> OBP: 0.297, SLG: 0.376 (10, 9)				1-2						0 0 0 0 0 0 0
<b>David Bell, R</b> OBP: 0.321, SLG: 0.432 (1, 5)		2-1 L8		4-0 FC6-4 IBB		2-3 K		1-0 G6-3		4 0 0 0 1 2 3
<b>J.T. Snow, L</b> OBP: 0.339, SLG: 0.355 (1, 3)		1-1 G4-3		1-2 FC6-4		4-0 G5-4-3 IBB		1-3 K		4 0 0 0 1 1 4
<b>Yorvit Torrealba, R</b> OBP: 0.358, SLG: 0.387 (1, 2)			2-3 K		4-1 G4-3 SH2-4 BB		3-2 G5-4-3		0-1 G1-3	
<b>Damon Minor, L</b> OBP: 0.339, SLG: 0.464 (8, PH)						1-2f				2 0 0 0 1 1 3
<b>52 Trey Lunsford, R</b> OBP: 1.000, SLG: 1.000 (8, 2)										1 0 0 0 0 0 0
<b>1 Ryan Jensen, R</b> OBP: 0.311, SLG: 0.407 (1, 3)			1-3 K		2-2 SH2-4		1-2 G4-3		0-1 E SF7 1B	
<b>41 Chad Carter, L</b> OBP: 0.286, SLG: 0.343 (1, 3)										1 0 0 0 0 0 1 0
<b>Manny Ayala, R</b> OBP: 0.311, SLG: 0.407 (1, 3)										0 0 0 0 0 0 0 0 0
<b>Jay Witasick, R</b> OBP: 0.311, SLG: 0.407 (1, 3)										0 0 0 0 0 0 0 0 0
<b>Scott Eyre, L</b> OBP: 0.311, SLG: 0.407 (1, 3)										0 0 0 0 0 0 0 0 0
<b>Tom Coppinger, L</b> OBP: 0.311, SLG: 0.407 (1, 3)										0 0 0 0 0 0 0 0 0
<b>Felix Rodriguez, R</b> OBP: 0.311, SLG: 0.407 (1, 3)										1 0 0 0 0 0 0 0 0
<b>Shawon Dunston, R</b> OBP: 0.311, SLG: 0.407 (1, 3)										2 1 1 0 0 1 1 1
<b>Robb Nen, R</b> OBP: 0.311, SLG: 0.407 (1, 3)										0 0 0 0 0 0 0 0 0

<b>Inning Stats</b>	R: 0 E: 0 K: 10 S: 10	H: 1 LOB: 0 BB: 0 P: 14	R: 0 E: 0 K: 8 S: 8	H: 0 LOB: 1 BB: 1 P: 16	R: 0 E: 0 K: 2 S: 10	H: 0 LOB: 0 BB: 0 P: 13	R: 0 E: 0 K: 2 S: 16	H: 1 LOB: 3 BB: 2 P: 30	R: 0 E: 0 K: 7 S: 7	H: 0 LOB: 1 BB: 1 P: 13	R: 1 E: 0 K: 1 S: 8	H: 1 LOB: 2 BB: 3 P: 25	R: 0 E: 0 K: 10 S: 10	H: 2 LOB: 3 BB: 1 P: 17	R: 0 E: 0 K: 1 S: 6	H: 0 LOB: 0 BB: 0 P: 8	R: 1 E: 1 K: 1 S: 9	H: 2 LOB: 2 BB: 1 P: 19	R: 0 E: 0 K: 2 S: 10	H: 1 LOB: 1 BB: 0 P: 16	1B: 8 2B: 0 3B: 0 HR: 0	SF: 1 SAC: 1 DP: 2 HBP: 0	WP: 2 PB: 0 SB: 1 CS: 0	PA: 45		
<b>PITCHER</b>	IP WLS BF H R ER SO BB IBB HBP BLK WP HR S P ERA WHIP																									
<b>Oliver Pérez, L</b> ERA: 3.13	5.0		23	3	1	1	4	5	1	0	0	0	0	1	0	53	96	1.80	1.600							
<b>Clay Condrey, R</b> ERA:	1.2	H	7	2	0	0	1	0	1	0	0	0	0	1	0	14	26	0.00	1.200							
<b>Mike Holtz, L</b> ERA: 5.35	0.0		1	0	0	0	0	1	0	0	0	0	0	0	0	4	4	∞	∞							
<b>Brandon Villafuerte, R</b> ERA: 1.93	1.1	H	4	0	0	0	1	0	0	0	0	0	0	0	0	8	10	0.00	0.000							
<b>Trevor Hoffman, R</b> ERA: 2.54	2.0	W	10	3	1	0	3	0	1	0	0	0	0	0	0	19	35	0.00	1.500							

**San Francisco Giants @ San Diego Padres**  
Qualcomm Stadium, San Diego, CA  
Thu Sep 12 2002, 10:05 PM EDT  
Att. 16,143 - Sunny - 73 F

livebaseballscores.com

<b>AB</b>	34
<b>R</b>	2
<b>H</b>	8
<b>RBI</b>	1
<b>BB</b>	9
<b>SO</b>	9
<b>LOB</b>	22



Batter	1	2	3	4	5	6	7	8	9	10	AB	R	H	RBI	BB	SO	LOB	
Ramón Vázquez, L (1, 4) OBP: 0.353, SLG: 0.352 (6, 6)	G6-3 ①		P5 ①	G3 ③		FC4-6 BB 1-2		F7 ③			4	0	0	0	1	0	2	
Mark Kotsay, L (1, 8) OBP: 0.358, SLG: 0.448	F7 ②		1B BB ②		SH3-1 2B ②	FC4-6 1-2f 2-3 ②			L7 ①		4	1	1	0	1	0	2	
Ryan Klesko, L (1, 3) OBP: 0.395, SLG: 0.547	F7 ③		1B ②		SH3-1 2-3 ①	L8 ③			G6-3 ②		4	0	1	0	0	0	2	
Phil Nevin, R (1, 5) OBP: 0.338, SLG: 0.416		F7 ①			K ②					BB 4-2 ①	3	0	0	0	2	2	1	
Ron Gant, R (1, 7) OBP: 0.348, SLG: 0.516		1B G1-3 1B ③	F8 ③		1B 2B 3-H ②		L8 ②			F8 ③	5	1	2	1	0	0	3	
Gene Kingsale, S (1, 9) OBP: 0.365, SLG: 0.410		G1-3 ②		S 1B BB ②		2-H 1B ③				HBP ③		3	0	2	1	1	0	1
Deivi Cruz, R (1, 6) OBP: 0.302, SLG: 0.378 Mike Holtz, L (7, 1) Cesar Crespo, S (7, 4) OBP: 0.259, SLG: 0.250			1B BB ②		1B ③	F8 ③		F5 ③				2	0	1	0	1	0	1
Wiki Gonzalez, R (1, 2) OBP: 0.350, SLG: 0.320 Tom Lampkin, L (10, PH) OBP: 0.309, SLG: 0.364												0	0	0	0	0	0	0
			1B ①									2	0	0	0	0	0	2
												1	1	0	0	0	1	
Oliver Pérez, L (1, 1) OBP: 0.154, SLG: 0.154 Clay Condrey, R (6, 1) Julius Matos, R (6, 4) Brandon Villaliente, R (7, 1) Ray Lankford, L (8, PH) OBP: 0.342, SLG: 0.372 Trevor Hoffman, R (9, 1) Sean Burroughs, L (10, PH) OBP: 0.311, SLG: 0.318		G5-3 ③										2	0	0	0	0	5	
												0	0	0	0	0	0	
												1	0	1	0	0	0	
												0	0	0	0	0	0	
												1	0	0	0	0	0	
												0	0	1	0	0	0	
												1	0	0	0	0	0	
												1	0	0	0	0	0	
												0	0	1	1	0	0	

Inning Stats	R: 0	H: 0	E: 0	K: 0	S: 10	H: 0	LOB: 0	BB: 0	P: 17	R: 0	H: 2	E: 0	K: 0	S: 17	H: 2	LOB: 3	BB: 1	P: 26	R: 0	H: 1	E: 0	K: 0	S: 13	H: 1	LOB: 2	BB: 2	P: 28	R: 0	H: 1	E: 0	K: 1	S: 13	H: 3	LOB: 1	BB: 0	P: 22	R: 0	H: 1	E: 0	K: 0	S: 7	H: 0	LOB: 2	BB: 1	P: 14	R: 0	H: 0	E: 0	K: 1	S: 6	H: 0	LOB: 1	BB: 0	P: 12	R: 0	H: 0	E: 0	K: 0	S: 7	H: 0	LOB: 0	BB: 0	P: 11	R: 0	H: 0	E: 1	K: 0	S: 8	H: 2	LOB: 1	BB: 0	P: 11	1B: 7	SF: 0	HR: 0	HBP: 1
--------------	------	------	------	------	-------	------	--------	-------	-------	------	------	------	------	-------	------	--------	-------	-------	------	------	------	------	-------	------	--------	-------	-------	------	------	------	------	-------	------	--------	-------	-------	------	------	------	------	------	------	--------	-------	-------	------	------	------	------	------	------	--------	-------	-------	------	------	------	------	------	------	--------	-------	-------	------	------	------	------	------	------	--------	-------	-------	-------	-------	-------	--------

PITCHER	IP	WLS	BF	H	R	ER	SO	BB	IBB	HBP	BLK	WP	HR	S	P	ERA	WHIP
Ryan Jensen, R (1, 1) ERA: 4.74	4.0		19	4	0	0	0	4	0	0	0	0	0	53	95	0.00	2.000
41 Chad Zerbe, L (5, 1) ERA: 3.17	0.1		2	1	1	1	0	0	0	0	0	0	0	3	6	27.00	3.000
Manny Aybar, R (5, 1) ERA: 3.0	0.2		4	2	1	1	1	0	0	0	0	0	0	10	16	13.50	3.000
Jay Witasick, R (6, 1) ERA: 2.59	0.1		3	1	0	0	0	1	0	0	0	0	0	3	7	0.00	6.000
Scott Eyre, L (6, 1) ERA: 4.56	0.2		2	0	0	0	0	0	0	0	0	0	0	4	7	0.00	0.000


**BOTTOM**

**San Francisco Giants @ San Diego Padres**  
Qualcomm Stadium, San Diego, CA

Thu Sep 12 2002, 10:05 PM EDT  
Att. 16,143 - Sunny - 73 F

AB	37
R	3
H	10
RBI	3
BB	6
SO	2
LOB	22

WP: 0 PA: 45  
PB: 0  
SB: 3  
CS: 0



Batter	1	2	3	4	5	6	7	8	9	AB	R	H	RBI	BB	SO	LOB	TOP								
Kenny Lofton, L (1, 8) OBP: 0.337, SLG: 0.407 Tsuyoshi Shinjo, R (8, PH) OBP: 0.296, SLG: 0.375 (8, 8)	2-1 F8		3-1 1B 1B		3-3 K	1-1 1B 1B		2-2 G6-3		4	2	2	0	0	1	0									
Rich Aurilia, R (1, 6) OBP: 0.304, SLG: 0.400	2-1 1B		1-2 CS 1B		1-2 F8	2-2 1B 1B		3-1 2B 1B		5	0	4	2	0	0	0									
Barry Bonds, L (1, 7) OBP: 0.577, SLG: 0.813 Tom Goodwin, L (8, 7) OBP: 0.304, SLG: 0.290	1-1 FC6 1B		1-1 CS 1B		1-1 CS 1B	HR BB		0-0 FC5-2-6 2B		4	2	4	3	1	0	0									
Jeff Kent, R (1, 4) OBP: 0.374, SLG: 0.571 Aaron Fultz, L (8, 1)	0-3 K		3-3 K		1-2 2-3	HR BB		0-0 FC5-2-6 1B		5	1	1	2	0	2	8									
J.T. Snow, L (1, 3) OBP: 0.342, SLG: 0.356	1-1 FC6		1-1 G3		1-2 2-3	HR BB		2-3 3-H		0	0	0	0	0	0	0									
Reggie Sanders, R (1, 9) OBP: 0.321, SLG: 0.434		0-3 K		2-2 F3		3-2 FC6-4 1B		0-1 1B		4	0	2	1	1	0	3									
David Bell, R (1, 5) OBP: 0.320, SLG: 0.432 Pedro Feliz, R (9, PH) OBP: 0.294, SLG: 0.321 (9, 5)		3-2 G5-3		1-3 K		2-2 FC6-4 2B		0-3 K		5	1	0	0	0	3	4									
Yorvit Torrealba, R (1, 2) OBP: 0.345, SLG: 0.371		1-1 G5-3		1-1 G5-3		1-0 2B 2B		0-3 K		4	1	1	1	0	2	1									
Russ Ortiz, R (1, 1) OBP: 0.314, SLG: 0.381 Ramon Martinez, R (8, 4) OBP: 0.342, SLG: 0.421			1-1 1B 1B		1-3 K	1-3 K		1-2 G6-3 2B		5	0	0	0	0	2	2									
			1-1 1B 1B		1-2 G6-3	0-0 1B 2B		1-0 G6-3 2B		4	3	3	1	0	0	0									
			1-1 1B 1B		1-2 G6-3	0-0 1B 2B		1-0 G6-3 2B		1	0	0	0	0	0	0									
Inning Stats	R: 0 E: 0 K: 1 S: 11	H: 2 LOB: 2 BB: 0 P: 17	R: 0 E: 0 K: 1 S: 9	H: 0 LOB: 0 BB: 0 P: 13	R: 2 E: 0 K: 1 S: 14	H: 4 LOB: 1 BB: 0 P: 24	R: 0 E: 0 K: 1 S: 11	H: 0 LOB: 0 BB: 0 P: 15	R: 0 E: 0 K: 1 S: 9	H: 0 LOB: 0 BB: 0 P: 14	R: 6 E: 0 K: 1 S: 37	H: 7 LOB: 2 BB: 1 P: 57	R: 0 E: 0 K: 2 S: 11	H: 0 LOB: 1 BB: 1 P: 17	R: 2 E: 0 K: 1 S: 14	H: 4 LOB: 2 BB: 0 P: 20	R: 0 E: 0 K: 2 S: 9	H: 0 LOB: 0 BB: 0 P: 13	1B: 12 2B: 5 3B: 0 HR: 1	SF: 0 SAC: 0 DP: 1 HBP: 0	WP: 0 PB: 0 SB: 0 CS: 2	PA: 45			
PITCHER	IP	WLS	BF	H	R	ER	SO	BB	IBB	HBP	BLK	WP	HR	S	P	ERA	WHIP								
Brian Lawrence, R (1, 1) ERA: 3.68	5.0	L	23	8	5	5	5	1	0	0	0	0	1	70	107	9.00	1.800								
Jonathan Johnson, R (6, 1) ERA: 5.23	0.2		6	4	2	2	1	0	0	0	0	0	0	13	20	27.00	6.000								
Mike Bynum, L (6, 1) ERA: 3.91	0.1		2	1	1	1	0	0	0	0	0	0	0	8	13	27.00	3.000								
Doug Nickle, R (7, 1) ERA: 6.52	1.0		4	0	0	0	2	1	0	0	0	0	0	11	17	0.00	1.000								
Jeremy Fikac, R (8, 1) ERA: 4.96	2.0		10	4	2	2	3	0	0	0	0	0	0	23	33	9.00	2.000								

San Francisco Giants @ San Diego Padres  
Qualcomm Stadium, San Diego, CA

AB 43  
R 10  
H 17  
RBI 10  
BB 2  
SO 11  
LOB 19



Fri Sep 13 2002, 10:05 PM EDT  
Att. 25,857 - Sunny - 70 F

livebaseballscorecards.com



Batter	1	2	3	4	5	6	7	8	9	AB	R	H	RBI	BB	SO	LOB
Ramón Vázquez, L OBP: 0.354, SLG: 0.358 (1, 6)	2-2 SF7 3B		1-2 G1-3		4-2 BB		0-0 F7			3	1	1	0	1	0	1
Mark Kotsay, L OBP: 0.357, SLG: 0.447 Jeremy Fikac, R (8, 1)	2-3 K		3-2 G4-3 1B		0-0 G4-3		3-2 F7			4	0	1	0	0	1	3
Ryan Klesko, L OBP: 0.392, SLG: 0.543 29 Kory DeHaan, L OBP: 0.143, SLG: 0.143 (1, 3)	2-2 SF7		1-0 G4-3							3	0	0	1	0	1	1
Phil Nevin, R OBP: 0.334, SLG: 0.411 Julius Matos, R OBP: 0.263, SLG: 0.291 (1, 5)	3-3 K			1-0 G6-3						4	0	0	0	0	1	0
Sean Burroughs, L OBP: 0.321, SLG: 0.325 (1, 4)		2-0 SH5-3 2B		4-2 BB						3	1	2	0	1	0	0
Gene Kingsale, S OBP: 0.360, SLG: 0.403 (1, 7)		0-0 SH5-3		1-0 F7						3	0	0	0	0	1	2
Brian Buchanan, R OBP: 0.313, SLG: 0.452 (1, 9)		0-0 2B		0-0 F3						4	1	2	2	0	1	1
Tom Lampkin, L OBP: 0.308, SLG: 0.360 (1, 2)		0-2 F9		4-0 CS BB						3	0	0	0	1	0	1
Brian Lawrence, R OBP: 0.184, SLG: 0.199 Jonathan Johnson, R Mike Bynum, L Doug Nickle, R Ray Lankford, L OBP: 0.346, SLG: 0.376 (1, 1)		1-2 G4-3		2-2 G5-3						2	0	0	0	0	0	2

Inning Stats	R: 1	H: 1	E: 0	K: 2	S: 12	LOB: 0	BB: 0	P: 21	R: 1	H: 2	E: 0	K: 0	S: 9	LOB: 1	BB: 0	P: 12	R: 0	H: 1	E: 0	K: 0	S: 8	LOB: 1	BB: 0	P: 13	R: 0	H: 0	E: 0	K: 0	S: 5	LOB: 1	BB: 1	P: 11	R: 0	H: 1	E: 0	K: 2	S: 13	LOB: 1	BB: 0	P: 20	R: 1	H: 2	E: 1	K: 0	S: 10	LOB: 1	BB: 0	P: 16	R: 0	H: 0	E: 0	K: 0	S: 7	LOB: 0	BB: 0	P: 10	R: 0	H: 0	E: 0	K: 1	S: 5	LOB: 0	BB: 0	P: 7	1B: 4	SF: 1	2B: 1	SAC: 1	3B: 1	DP: 0	HR: 1	HBP: 0	WP: 0	PA: 35
--------------	------	------	------	------	-------	--------	-------	-------	------	------	------	------	------	--------	-------	-------	------	------	------	------	------	--------	-------	-------	------	------	------	------	------	--------	-------	-------	------	------	------	------	-------	--------	-------	-------	------	------	------	------	-------	--------	-------	-------	------	------	------	------	------	--------	-------	-------	------	------	------	------	------	--------	-------	------	-------	-------	-------	--------	-------	-------	-------	--------	-------	--------


PITCHER	IP	WLS	BF	H	R	ER	SO	BB	IBB	HBP	BLK	WP	HR	S	P	ERA	WHIP
Russ Ortiz, R ERA: 3.57 (1, 1)	7.2	3	31	7	3	3	4	3	0	0	0	0	1	70	119	3.52	1.304
Aaron Fultz, L ERA: 5.12 (8, 1)	1.1	0	4	0	0	0	1	0	0	0	0	0	0	6	8	0.00	0.000

**BOTTOM**


**San Francisco Giants @ San Diego Padres**  
Qualcomm Stadium, San Diego, CA

livebaseballscores.com

AB	30
R	3
H	7
RBI	3
BB	3
SO	5
LOB	11



Fri Sep 13 2002, 10:05 PM EDT  
Att: 25,857 - Sunny - 70 F

Batter	1	2	3	4	5	6	7	8	9	AB R H RBI BB SO LOB	TOP											
<b>Ramón Vázquez, L</b> OBP: 0.355, SLG: 0.362 (1, 4) (7, 6)	1-0 G4-3 3B	2-3 K		1-2 F7		4-2 1B BB		0-1 F7		4 1 1 0 1 1 1												
<b>Mark Kotsay, L</b> OBP: 0.356, SLG: 0.444 (1, 8)	0-0 G4-3	1-2 G5-3			3-1 F7	2-2 BB 1B		2-2 G4-3		5 0 1 1 0 0 1												
<b>Ryan Klesko, L</b> OBP: 0.396, SLG: 0.549 (1, 3)	2-2 1B 2B		3-2 1B 1B		0-2 1B 2B	4-1 1-2 BB			0-0 F8	4 2 3 0 1 0 0												
<b>Phil Nevin, R</b> OBP: 0.337, SLG: 0.415 (1, 5)	4-0 1B 2B BB		1-3 K		3-1 1B 1B	2-1 F4			3-1 2B	4 1 2 0 1 1 4												
<b>Ron Gant, R</b> OBP: 0.348, SLG: 0.514 (1, 7)	1-2 2B 1B		2-2 G5-3 1B		1-3 K		0-1 P4		1-2 F7	5 0 2 1 0 1 3												
<b>Gene Kingsale, S</b> OBP: 0.366, SLG: 0.411 (1, 9)	2-1 2B		4-1 1-2 BB		1-2 1-3 1B		0-0 F8		1-1 G1-3	4 0 2 2 1 0 1												
<b>Deivi Cruz, R</b> OBP: 0.302, SLG: 0.377 <b>Doug Nickle, R</b> (7, 1) <b>Jeremy Fikac, R</b> (8, 1)	3-3 K		0-0 G5-3		0-0 F9		3-2 1B			4 0 1 0 0 1 6 0 0 0 0 0 0 0 0 0 0 0 0 0 0	<b>AB 38</b> <b>R 4</b> <b>H 13</b> <b>RBI 4</b> <b>BB 4</b> <b>SO 5</b> <b>LOB 17</b>											
<b>Wiki Gonzalez, R</b> OBP: 0.342, SLG: 0.312 (1, 2)		3-2 P6		1-0 F9		0-0 P4	1-0 P5			4 0 0 0 0 0 1												
<b>Brett Tomko, R</b> OBP: 0.200, SLG: 0.219 <b>Dennis Tankersley, R</b> OBP: 0.308, SLG: 0.615 <b>Ray Lankford, L</b> OBP: 0.344, SLG: 0.374 <b>Mike Bynum, L</b> (6, 1) <b>Julius Matos, R</b> OBP: 0.282, SLG: 0.290 (7, 4)		0-0 1B		0-3 K		2-1 L9		1-0 G1-3		2 0 1 0 0 1 0 0 0 0 0 0 0 0 1 0 0 0 0 0 0 0 0 0 0 0 0 0 1 0 0 0 0 0 0												
<b>Inning Stats</b>	R: 3 E: 0 K: 1 S: 18	H: 4 LOB: 1 BB: 1 P: 31	R: 0 E: 0 K: 1 S: 13	H: 1 LOB: 1 BB: 0 P: 19	R: 0 E: 0 K: 1 S: 12	H: 2 LOB: 2 BB: 1 P: 22	R: 0 E: 0 K: 1 S: 8	H: 0 LOB: 0 BB: 0 P: 10	R: 1 E: 0 K: 1 S: 14	H: 3 LOB: 2 BB: 0 P: 22	R: 0 E: 0 K: 0 S: 12	H: 1 LOB: 3 BB: 2 P: 26	R: 0 E: 0 K: 0 S: 7	H: 1 LOB: 1 BB: 0 P: 11	R: 0 E: 0 K: 0 S: 7	H: 0 LOB: 0 BB: 0 P: 10	R: 0 E: 0 K: 0 S: 8	H: 1 LOB: 1 BB: 0 P: 13	1B: 8 2B: 4 3B: 1 HR: 0	SF: 0 SAC: 0 DP: 1 HBP: 0	WP: 0 PB: 0 SB: 0 CS: 0	PA: 42
<b>PITCHER</b>	IP WLS BF H R ER SO BB IBB HBP BLK WP HR S P ERA WHIP																					
<b>Livan Hernandez, R</b> ERA: 4.4 (1, 1)	5.2 W 28 10 4 4 5 3 0 0 0 0 0 0 71 116 6.35 2.294																					
<b>41 Chad Zerbe, L</b> ERA: 3.17 (6, 1)	0.0 2 1 0 0 0 1 0 0 0 0 0 0 4 10 ∞ ∞																					
<b>Manny Aybar, R</b> ERA: 2.38 (6, 1)	2.1 H 8 1 0 0 0 0 0 0 0 0 0 0 16 25 0.00 0.429																					
<b>Joe Nathan, R</b> ERA: (9, 1)	1.0 4 1 0 0 0 0 0 0 0 0 0 0 8 13 0.00 1.000																					

**San Diego Padres @ San Francisco Giants**  
PacBell Park, San Francisco, CA  
Sat Sep 14 2002, 10:05 PM EDT  
Att. 41,506 - Cloudy - 65 F

livebaseballscorecards.com



Batter	1	2	3	4	5	6	7	8	9	AB R H RBI BB SO LOB	TOP									
Ramón Vázquez, L OBP: 0.351, SLG: 0.358 (1, 6) (6, 4)	0-0 F7		2-2 G3			2-2 F7		0-0 G4-3		4 0 0 0 0 0 0										
Mark Kotsay, L OBP: 0.358, SLG: 0.446 (1, 8)	0-1 2B		1-3 K			4-2 HR		4-2 BB		2 2 1 0 2 1 0										
Ryan Klesko, L OBP: 0.396, SLG: 0.557 (1, 3)	1-2 G3-1 2B		2-2 F8			3-2 HR		2-3 K		4 1 2 3 0 1 1										
Phil Nevin, R OBP: 0.337, SLG: 0.413 Cesar Crespo, S OBP: 0.259, SLG: 0.250 Julius Matos, R OBP: 0.282, SLG: 0.290 (1, 5) (9, PR) (9, 5)	0-2 G3-1			0-2 G6-3		0-0 G5-3			1-2 1B	4 0 1 0 0 0 1 0 1 0 0 0 0 0 0 0 0 0 0 0 0										
Sean Burroughs, L OBP: 0.322, SLG: 0.321 Kevin Walker, L (7, 1) Tom Lampkin, L OBP: 0.307, SLG: 0.358 Brandon Villafuerte, R (7, 1) Brian Buchanan, R OBP: 0.312, SLG: 0.450 (9, PH)	4-2 BB			2-1 L7		2-2 F7			1-2 L3	2 0 0 0 1 0 0 0 0 0 0 0 0 0 1 0 0 0 0 0 1 0 0 0 0 0 0 0 1 0 0 0 0 1 1										
Ray Lankford, L OBP: 0.339, SLG: 0.368 29 Kory DeHaan, L OBP: 0.125, SLG: 0.125 (1, 7) (7, 7)	2-3 K			3-1 G4-3			1-1 G5-3		3-3 K	3 0 0 0 0 1 2 1 0 0 0 0 1 1										
Gene Kingsale, S OBP: 0.364, SLG: 0.407 (1, 9)					0-3 K2-3				3-2 1B	4 0 1 1 0 2 0										
Wil Nieves, R OBP: 0.217, SLG: 0.246 Trevor Hoffman, R (9, 1)					0-0 G1-6-3				0-3 K	3 0 0 0 0 1 0 0 0 0 0 0 0 0										
44 Jake Peavy, R OBP: 0.241, SLG: 0.345 Deivi Cruz, R OBP: 0.301, SLG: 0.376 Clay Condrey, R (6, 1)					0-0 F7				0-3 K	2 0 0 0 0 0 0 1 0 0 0 0 1 0 0 0 0 0 0 0 0										
<b>Inning Stats</b>	R: 1 E: 0 K: 1 S: 16	H: 2 LOB: 2 BB: 1 P: 23	R: 0 E: 0 K: 1 S: 8	H: 0 LOB: 0 BB: 0 P: 12	R: 0 E: 0 K: 1 S: 9	H: 0 LOB: 0 BB: 0 P: 14	R: 0 E: 0 K: 0 S: 5	H: 0 LOB: 0 BB: 0 P: 5	R: 2 E: 0 K: 0 S: 14	H: 1 LOB: 0 BB: 1 P: 25	R: 0 E: 0 K: 1 S: 7	H: 0 LOB: 0 BB: 0 P: 9	R: 0 E: 0 K: 2 S: 10	H: 0 LOB: 1 BB: 1 P: 16	R: 1 E: 0 K: 2 S: 17	H: 2 LOB: 1 BB: 0 P: 24	1B: 2 2B: 2 3B: 0 HR: 1	SF: 0 SAC: 0 DP: 0 HBP: 0	WP: 0 PB: 0 SB: 2 CS: 0	PA: 35
<b>PITCHER</b>	IP WLS BF H R ER SO BB IBB HBP BLK WP HR S P ERA WHIP																			
Kurt Ainsworth, R ERA: 2.49 (1, 1)	5.2 L 22 3 3 3 4 2 0 0 0 0 0 1 56 86 4.76 0.882																			
Aaron Fultz, L ERA: 5.08 (6, 1)	0.1 1 0 0 0 0 0 0 0 0 0 0 0 3 5 0.00 0.000																			
Jay Witasick, R ERA: 2.53 (7, 1)	1.1 4 0 0 0 2 0 0 0 0 0 0 0 10 12 0.00 0.000																			
Scott Eyre, L ERA: 4.52 (8, 1)	0.2 3 0 0 0 1 1 0 0 0 0 0 0 7 13 0.00 1.500																			
Felix Rodríguez, R ERA: 4.45 (9, 1)	1.0 5 2 1 1 2 0 0 0 0 0 0 0 17 24 9.00 2.000																			

San Diego Padres @ San Francisco Giants  
PacBell Park, San Francisco, CA  
Sun Sep 15 2002, 5:05 PM EDT  
Att. 41,116 - Cloudy - 67 F

AB	32
R	4
H	5
RBI	4
BB	3
SO	9
LOB	7



BOTTOM

San Diego Padres @ San Francisco Giants  
PacBell Park, San Francisco, CA

livebaseballscorecards.com

AB 35  
R 1  
H 11  
RBI 0  
BB 5  
SO 10  
LOB 26



WP: 2 PA: 40  
PB: 0  
SB: 0  
CS: 0

Sun Sep 15 2002, 5:05 PM EDT  
Att: 41,116 - Cloudy - 67 F

AB R H RBI BB SO LOB

3 0 2 0 2 0 0

5 0 2 0 0 0 5  
0 0 0 0 0 0 0

3 0 0 0 2 2 3

3 0 2 0 1 1 0

4 0 1 0 0 2 2

4 0 1 0 0 0 3  
0 0 0 0 0 0 0

2 0 1 0 0 0 0  
1 0 0 0 0 1 2  
0 0 0 0 0 0 0  
0 0 0 0 0 0 0  
1 0 1 0 0 0 0

2 1 1 0 0 0 1  
0 0 0 0 0 0 0  
1 0 0 0 0 1 2

1B: 7 SF: 0  
2B: 4 SAC: 0  
3B: 0 DP: 3  
HR: 0 HBP: 0

Batter	1	2	3	4	5	6	7	8	9											
Kenny Lofton, L OBP: 0.343, SLG: 0.410 (1, 8)	2-1 G6-4-3 1B		4-2 BB		2-1 WP 1B		0-0 F7		4-1 1B BB											
Rich Aurilia, R OBP: 0.308, SLG: 0.404 Cody Ransom, R (9, PR)	2-0 G6-4-3 1-2f		3-2 P4		1-1 P4		0-0 G5-3 2B		2-1 1B 2-3											
Barry Bonds, L OBP: 0.578, SLG: 0.805 (1, 7)	2-1 F8			1-3 K	4-0 1-2 3-H IBB		4-2 BB		2-3 K											
Jeff Kent, R OBP: 0.371, SLG: 0.566 (1, 4)		1-3 K		0-0 F9	0-1 F8		2-2 G5-3 2-3f		3-3 K											
J.T. Snow, L OBP: 0.347, SLG: 0.365 (1, 3)		2-3 K		2-2 1B 2B		4-1 1B BB		1-0 G6-4-3 1B												
Reggie Sanders, R OBP: 0.323, SLG: 0.440 (1, 9)		1-3 K		1-2 2-3 1B		1-1 F7		2-3 K												
Bill Mueller, S OBP: 0.352, SLG: 0.397 Felix Rodriguez, R OBP: 1.000, SLG: 1.000 (9, 1)			0-1 G4-3	1-2 F9		1-1 1-2 1B		1-1 G6-4-3 1-2f												
Yorvit Torrealba, R OBP: 0.348, SLG: 0.381 Ramon Martinez, R OBP: 0.340, SLG: 0.419 Jay Witasick, R Scott Eyre, L David Bell, R OBP: 0.324, SLG: 0.434 (8, 1) (9, 5)		2-0 G4-3 2B		0-2 G2-3	0-3 K		0-1 1B WP		0-1 1B											
Kurt Ainsworth, R OBP: 0.167, SLG: 0.333 Aaron Fultz, L Benito Santiago, R OBP: 0.309, SLG: 0.442 (7, 2) 52 Trey Lunsford, R OBP: 0.500, SLG: 0.500 (9, 2)		2-2 G4-3		3-2 1B WP 2B		1-3 K		2-3 K												
Inning Stats	R: 0 H: 1 E: 0 LOB: 0 K: 0 BB: 0 S: 5 P: 11	R: 0 H: 0 E: 0 LOB: 0 K: 3 BB: 0 S: 11 P: 15	R: 0 H: 1 E: 0 LOB: 2 K: 0 BB: 1 S: 12 P: 23	R: 0 H: 2 E: 0 LOB: 2 K: 1 BB: 0 S: 14 P: 19	R: 1 H: 2 E: 0 LOB: 2 K: 0 BB: 1 S: 12 P: 22	R: 0 H: 1 E: 0 LOB: 2 K: 2 BB: 1 S: 12 P: 19	R: 0 H: 1 E: 0 LOB: 1 K: 0 BB: 1 S: 9 P: 15	R: 0 H: 1 E: 0 LOB: 0 K: 1 BB: 0 S: 6 P: 10	R: 0 H: 2 E: 0 LOB: 3 K: 3 BB: 1 S: 16 P: 29											
PITCHER	IP WLS BF H R ER SO BB IBB HBP BLK WP HR S P ERA WHIP																			
44 Jake Peavy, R ERA: 4.55 Clay Condrey, R ERA: Kevin Walker, L ERA: 6.0 Brandon Villafuerte, R ERA: 1.8 Trevor Hoffman, R ERA: 2.5	(1, 1) (6, 1) (7, 1) (7, 1) (9, 1)	5.0 W 23 6 1 1 4 2 0 0 0 0 1 0 55 95 1.80 1.600																		

Batter	1	2	3	4	5	6	7	8	9	AB R H RBI BB SO LOB	TOP											
Tony Womack, L (1, 6) OBP: 0.323, SLG: 0.357	3-2 F5		1-2 G5-3			1-2 P5		0-2 1B		4 0 1 0 0 0 0	<b>Arizona Diamondbacks @ San Diego Padres</b> Qualcomm Stadium, San Diego, CA Tue Sep 17 2002, 10:05 PM EDT Att. 17,857 - Sunny - 68 F											
Steve Finley, L (1, 8) OBP: 0.368, SLG: 0.500	1-2 G4-3			3-3 K		0-0 G4-3		1-0 1B		4 0 1 1 0 1 0												
Junior Spivey, R (1, 4) OBP: 0.388, SLG: 0.473	3-2 P6			1-3 K		2-3 K		2-3 K		4 0 0 0 0 3 3												
Luis Gonzalez, L (1, 7) OBP: 0.401, SLG: 0.497		4-1 BB		0-0 HR		3-3 K		2-0 F7		3 1 1 1 1 1 0												
Erubiel Durazo, L (1, 3) OBP: 0.398, SLG: 0.574		4-1 BB		0-1 G5-3		1-1 G4-3		2-1 F8		3 0 0 0 1 0 0												
Matt Williams, R (1, 5) OBP: 0.305, SLG: 0.424		1-1 F8			1-2 F8		1-1 G5-3		1-0 F9	4 0 0 0 0 0 2												
David Dellucci, L (1, 9) OBP: 0.335, SLG: 0.418		2-2 G6-4-3			1-0 WP			1-3 K		2 0 1 0 0 0 2												
Quinton McCracken, S (8, PH) OBP: 0.373, SLG: 0.466		1-2 1-2			2-0 L9			0-1 P4		1 0 0 0 0 1 0												
Rod Barajas, R (1, 2) OBP: 0.263, SLG: 0.307			1-1 G4-3		2-3 K			4-2 1B		3 0 0 0 0 0 1												
Miguel Batista, R (1, 1) OBP: 0.229, SLG: 0.289			0-3 K		1-3 K					2 0 0 0 0 2 1												
Greg Colbrunn, R (8, PH) OBP: 0.356, SLG: 0.565										0 0 0 0 1 0 0												
Mark Little, R (8, PR) OBP: 0.303, SLG: 0.272										0 1 0 0 0 0 0												
Greg Swindell, L (8, 1)										0 0 0 0 0 0 0												
<b>Inning Stats</b>	R: 0 E: 0 K: 0 S: 10	H: 0 LOB: 0 BB: 0 P: 17	R: 0 E: 0 K: 0 S: 7	H: 0 LOB: 1 BB: 2 P: 18	R: 0 E: 0 K: 1 S: 9	H: 0 LOB: 0 BB: 0 P: 11	R: 1 E: 0 K: 2 S: 11	H: 1 LOB: 0 BB: 0 P: 15	R: 0 E: 0 K: 1 S: 8	H: 1 LOB: 1 BB: 0 P: 13	R: 0 E: 0 K: 1 S: 8	H: 0 LOB: 0 BB: 0 P: 11	R: 0 E: 0 K: 1 S: 8	H: 0 LOB: 0 BB: 0 P: 13	R: 1 E: 0 K: 2 S: 16	H: 2 LOB: 3 BB: 1 P: 24	R: 0 E: 0 K: 0 S: 4	H: 0 LOB: 0 BB: 0 P: 9	1B: 2 2B: 1 3B: 0 HR: 1	SF: 0 SAC: 0 DP: 1 HBP: 0	WP: 1 PB: 0 SB: 0 CS: 0	PA: 33
<b>PITCHER</b>	IP WLS BF H R ER SO BB IBB HBP BLK WP HR S P ERA WHIP																					
Adam Eaton, R (1, 1) ERA: 7.91	7.0 W 24 2 1 1 6 2 0 0 0 1 1 61 98 1.29 0.571																					
Mike Holtz, L (8, 1) ERA: 5.5	0.2 H 5 2 1 1 1 1 0 0 0 0 0 13 19 13.50 4.500																					
Brandon Villafuerte, R (8, 1) ERA: 1.78	0.1 H 1 0 0 0 1 0 0 0 0 0 0 3 5 0.00 0.000																					
Trevor Hoffman, R (9, 1) ERA: 2.45	1.0 S 3 0 0 0 0 0 0 0 0 0 0 4 9 0.00 0.000																					

AB	30
R	2
H	4
RBI	2
BB	3
SO	8
LOB	9



livebaseballscores.com

Batter	1	2	3	4	5	6	7	8	9
Ramón Vázquez, L OBP: 0.348, SLG: 0.354 (1, 4)	1-0 B5-3 		0-1 G4-3 		2-2 G6-3 			0-2 G1-3 	
Mark Kotsay, L OBP: 0.361, SLG: 0.448 (1, 8)	3-2 1B 2B 1B 		4-2 L3 BB 			3-2 G3-1 		0-0 1B 	
Ryan Klesko, L OBP: 0.395, SLG: 0.554 (1, 3)	1-0 2B E 1B 		0-1 L3 			1-0 F8 		0-3 K 	
Ray Lankford, L OBP: 0.339, SLG: 0.372 29 Kory DeHaan, L OBP: 0.125, SLG: 0.125 (1, 7) (7, 7)	1-1 E9 1-H 3-H 2B 			1-3 K 		1-1 G4-3 			
Sean Burroughs, L OBP: 0.322, SLG: 0.321 (1, 5)	1-2 G4-3 			2-2 G4-3 			1-0 FC3-6 1B 		
Gene Kingsale, S OBP: 0.358, SLG: 0.401 (1, 9)	1-2 F8 			2-3 K 			0-1 FC3-6 FC4-6 1-2f 		
Deivi Cruz, R OBP: 0.299, SLG: 0.374 (1, 6)		0-1 G6-3 			0-1 L7 			0-2 FC4-6 1-2f 	
Wiki Gonzalez, R OBP: 0.337, SLG: 0.306 (1, 2)		2-1 G4-3 			0-1 G6-3 			0-1 G5-3 	
Adam Eaton, R Mike Holtz, L Brandon Villafuerte, R Brian Buchanan, R Trevor Hoffman, R (1, 1) (8, 1) (8, 1) (8, PH) (9, 1)		2-3 K 			4-1 BB 			0-3 K 	

BOTTOM	
AB R H RBI BB SO LOB	4 0 0 0 0 0 1
	3 1 2 0 1 0 0
	4 1 1 0 0 1 2
	3 1 1 1 0 1 0
	0 0 0 0 0 0 0
	3 0 1 0 0 0 0
	3 0 0 0 0 1 1
	3 0 0 0 0 0 1
	3 0 0 0 0 0 1
	1 0 0 0 1 1 0
	0 0 0 0 0 0 0
	0 0 0 0 0 0 0
	1 0 0 0 0 1 0
	0 0 0 0 0 0 0

AB	28
R	3
H	5
RBI	1
BB	2
SO	5
LOB	6



1B: 4	SF: 0	WP: 0	PA: 30
2B: 2	SAC: 0	PB: 0	
3B: 0	DP: 1	SB: 0	
HR: 0	HBP: 0	CS: 0	

WP: 0 PA: 30  
PB: 0  
SB: 0  
CS: 0

Arizona Diamondbacks @ San Diego Padres  
Qualcomm Stadium, San Diego, CA  
Tue Sep 17 2002, 10:05 PM EDT  
Att. 17,857 - Sunny - 68 F

livebaseballscorecards.com

Inning Stats		PITCHER																			
R	H	E	K	S	IP	WLS	BF	H	R	ER	SO	BB	IBB	HBP	BLK	WP	HR	S	P	ERA	WHIP
3	3	1	0	14	7.0	L	26	4	3	2	3	2	0	0	0	0	0	60	93	2.57	0.857
0	0	0	0	7	1.0		4	1	0	0	2	0	0	0	0	0	0	10	10	0.00	1.000

Batter	1	2	3	4	5	6	7	8	9	AB R H RBI BB SO LOB	TOP		
<b>Quinton McCracken, S</b> <small>(1, 9) OBP: 0.372, SLG: 0.466</small>	3-2 	0-2 		3-2  <small>1-H 2-H</small>		3-3 	1-0 		0-0 	6 2 2 2 0 1 1			
<b>Greg Colbrunn, R</b> <small>(1, 3) OBP: 0.373, SLG: 0.634</small>	3-2 		0-3 	0-0  <small>2-H</small>		1-2 	2-1  <small>1-H</small>		2-0 	6 4 5 4 0 1 0			
<b>Junior Spivey, R</b> <small>(1, 4) OBP: 0.387, SLG: 0.470</small>	1-1 		2-3 	4-0 		2-1 	1-0 		2-3 	5 0 1 0 1 2 2			
<b>Luis Gonzalez, L</b> <small>(1, 7) OBP: 0.401, SLG: 0.496</small> <b>Mark Little, R</b> <small>(8, 7) OBP: 0.301, SLG: 0.270</small>	2-2 		0-3 	0-1 		3-1 	1-0 		0-0 	5 1 2 1 0 1 2 1 0 0 0 0 0 1			
<b>Matt Williams, R</b> <small>(1, 5) OBP: 0.323, SLG: 0.448</small> <b>Mike Myers, L</b> <small>(7, 1)</small> <b>Mike Fetters, R</b> <small>(8, 1)</small> <b>Byung-Hyun Kim, R</b> <small>(9, 1) OBP: 0.500, SLG: 0.500</small>	4-2 			0-0 	3-1 	4-0 	4-1 			2 1 2 1 3 0			
<b>Steve Finley, L</b> <small>(1, 8) OBP: 0.364, SLG: 0.495</small>	2-0 		2-3 	2-3 	2-3 	0-0 	2-2 			5 0 0 0 0 2 8			
<b>Damian Miller, R</b> <small>(1, 2) OBP: 0.343, SLG: 0.435</small>		3-1 		4-0 	4-2 	4-2 		1-0 		2 1 1 1 3 0 0	<b>AB 40</b> <b>R 10</b> <b>H 13</b> <b>RBI 9</b> <b>BB 8</b> <b>SO 10</b> <b>LOB 24</b>		
<b>Alex Cintron, S</b> <small>(1, 6) OBP: 0.338, SLG: 0.308</small>		1-3 		4-2 	0-0 	0-0 		0-3 		4 1 0 0 1 2 6			
<b>Rick Helling, R</b> <small>(1, 1) OBP: 0.180, SLG: 0.047</small> <b>Brian Anderson, R</b> <small>(6, 1) OBP: 0.140, SLG: 0.190</small> <b>Chris Donnels, L</b> <small>(7, PH) OBP: 0.302, SLG: 0.440</small> <small>(7, 5)</small>		0-0 		0-3 	0-2 		0-0 	2-0 		2 0 0 0 0 1 4 0 0 0 0 0 0 0 2 0 0 0 0 0 0			
<b>Inning Stats</b>	R: 1 H: 1 E: 2 LOB: 2 K: 0 BB: 1 S: 17 P: 32	R: 0 H: 1 E: 0 LOB: 1 K: 1 BB: 0 S: 9 P: 13	R: 0 H: 0 E: 0 LOB: 0 K: 3 BB: 0 S: 10 P: 12	R: 5 H: 3 E: 0 LOB: 1 K: 2 BB: 3 S: 15 P: 32	R: 0 H: 1 E: 0 LOB: 2 K: 1 BB: 1 S: 12 P: 21	R: 2 H: 3 E: 0 LOB: 3 K: 1 BB: 2 S: 14 P: 31	R: 2 H: 3 E: 0 LOB: 2 K: 0 BB: 1 S: 11 P: 22	R: 0 H: 0 E: 0 LOB: 0 K: 1 BB: 0 S: 5 P: 8	R: 0 H: 1 E: 0 LOB: 1 K: 1 BB: 0 S: 6 P: 10	1B: 6 SF: 0 2B: 3 SAC: 1 3B: 1 DP: 0 HR: 3 HBP: 0	WP: 0 PA: 49 PB: 0 SB: 0 CS: 2		
<b>PITCHER</b>	IP WLS BF H R ER SO BB IBB HBP BLK WP HR S P ERA WHIP											<b>PITCHER</b>	IP WLS BF H R ER SO BB IBB HBP BLK WP HR S P ERA WHIP
<b>Oliver Pérez, L</b> <small>(1, 1) ERA: 3.55</small>	4.0 L 22 5 6 5 6 4 0 0 0 0 0 2 51 89 11.25 2.250												
<b>Dennis Tankersley, R</b> <small>(5, 1) ERA: 7.4</small>	1.1 8 3 2 2 2 1 0 0 0 0 0 0 20 35 13.50 3.000												
<b>Mike Bynum, L</b> <small>(6, 1) ERA: 3.65</small>	0.2 5 1 0 0 0 1 1 0 0 0 0 0 6 17 0.00 3.000												
<b>Doug Nickle, R</b> <small>(7, 1) ERA: 7.62</small>	2.0 10 3 2 2 1 1 0 0 0 0 1 16 30 9.00 2.000												
<b>Jonathan Johnson, R</b> <small>(9, 1) ERA: 4.76</small>	1.0 4 1 0 0 0 1 0 0 0 0 0 0 6 10 0.00 1.000												

**Arizona Diamondbacks @ San Diego Padres**  
 Qualcomm Stadium, San Diego, CA  
 Wed Sep 18 2002, 10:05 PM EDT  
 Att. 17,288 - Cloudy - 68 F

livebaseballscores.com





BOTTOM

Arizona Diamondbacks @ San Diego Padres  
Qualcomm Stadium, San Diego, CA  
Wed Sep 18 2002, 10:05 PM EDT  
Att. 17,288 - Cloudy - 68 F

livebaseballscorecards.com

AB	35
R	3
H	10
RBI	2
BB	3
SO	6
LOB	24



WP	1	PA	38
PB	0		
SB	0		
CS	0		

AB R H RBI BB SO LOB

5	0	1	0	0	0	1
4	0	2	0	0	1	2
1	0	0	0	0	0	0
3	0	0	0	0	1	3
1	0	0	0	0	0	1
2	1	2	0	1	0	0
1	1	0	0	0	0	1
3	1	2	0	0	1	2
0	0	0	0	0	0	0
0	0	0	0	1	0	0
0	0	0	0	0	0	0
3	0	2	1	1	0	1
0	0	0	0	0	0	0
2	0	0	0	0	0	3
0	0	0	0	0	0	0
0	0	0	0	0	0	0
2	0	0	0	0	1	4
4	0	0	1	0	1	4
1	0	0	0	0	1	0
3	0	1	0	0	0	2

Batter	1	2	3	4	5	6	7	8	9
Ramón Vázquez, L OBP: 0.346, SLG: 0.355 (1, 4) (5, 6)	F7		WP 2B		F8		G4-3		F7
Mark Kotsay, L OBP: 0.362, SLG: 0.450 Cesar Crespo, S OBP: 0.250, SLG: 0.240 (1, 8) (8, 7)	2B		K		F5		G1-3 1B		G6-3
Ryan Klesko, L OBP: 0.393, SLG: 0.551 Brian Buchanan, R OBP: 0.309, SLG: 0.446 (1, 3) (7, PH) (8, 3)	F8		F9		K		G1-3 1-2		
Phil Nevin, R OBP: 0.341, SLG: 0.416 Julius Matos, R OBP: 0.280, SLG: 0.288 (1, 5) (6, PR) (7, 4)	BB			BB 1B G6-4-3 1B		1B 2B 1B	G3		
Ron Gant, R OBP: 0.351, SLG: 0.515 Doug Nickle, R (1, 7) (7, 1)	K							FC3-8 BB	
Tom Lampkin, L OBP: 0.309, SLG: 0.358 29 Kory DeHaan, L OBP: 0.125, SLG: 0.125 (8, PH) (9, 8)					G6-4-3 BB 1-2 1B				
Gene Kingsale, S OBP: 0.366, SLG: 0.410 (1, 9) (7, 7) (8, 8) Jonathan Johnson, R (9, 1)		G1-6-3 1B						FC3-6 DI 1-2f	
Deivi Cruz, R OBP: 0.298, SLG: 0.372 Dennis Tankersley, R OBP: 0.308, SLG: 0.615 Mike Bynum, L (1, 6) (5, 1) (6, 1) Bubba Trammell, R OBP: 0.336, SLG: 0.421 (6, PH) (7, 9)			G1-6-3 1-2f		G6-4-3 1-2f 2-3 3-H		P4		
Wiki Gonzalez, R OBP: 0.330, SLG: 0.299 (1, 2)			G4-3		L4		G4-3		K2-3
Oliver Pérez, L OBP: 0.148, SLG: 0.148 Sean Burroughs, L OBP: 0.322, SLG: 0.321 (1, 1) (5, 4) (7, 5)			K				G6-3		G5-3

Inning Stats	R: 0	H: 1	E: 0	LOB: 2	K: 1	P: 31	R: 0	H: 1	E: 0	LOB: 0	K: 0	P: 14	R: 0	H: 1	E: 0	LOB: 1	K: 2	P: 18	R: 1	H: 2	E: 0	LOB: 1	K: 0	P: 10	R: 0	H: 1	E: 0	LOB: 1	K: 1	P: 11	R: 2	H: 3	E: 0	LOB: 2	K: 0	P: 20	R: 0	H: 1	E: 0	LOB: 1	K: 0	P: 10	R: 0	H: 0	E: 0	LOB: 1	K: 2	P: 18	R: 0	H: 0	E: 0	LOB: 0	K: 0	P: 5
--------------	------	------	------	--------	------	-------	------	------	------	--------	------	-------	------	------	------	--------	------	-------	------	------	------	--------	------	-------	------	------	------	--------	------	-------	------	------	------	--------	------	-------	------	------	------	--------	------	-------	------	------	------	--------	------	-------	------	------	------	--------	------	------

PITCHER	IP	WLS	BF	H	R	ER	SO	BB	IBB	HBP	BLK	WP	HR	S	P	ERA	WHIP
Rick Helling, R ERA: 4.48 (1, 1)	5.2		26	9	3	3	4	2	0	0	0	1	0	68	111	4.76	1.941
Brian Anderson, L ERA: 4.69 (6, 1)	0.1		1	0	0	0	0	0	0	0	0	0	0	1	1	0.00	0.000
Mike Myers, L ERA: 3.93 (7, 1)	1.0		4	1	0	0	0	0	0	0	0	0	0	7	10	0.00	1.000
Mike Fetters, R ERA: 2.72 (8, 1)	1.0		4	0	0	0	2	1	0	0	0	0	0	10	18	0.00	1.000
Byung-Hyun Kim, R ERA: 2.16 (9, 1)	1.0		3	0	0	0	0	0	0	0	0	0	0	4	5	0.00	0.000

Batter	1	2	3	4	5	6	7	8	9	AB R H RBI BB SO LOB	TOP											
Dave Roberts, L (1, 8) OBP: 0.352, SLG: 0.356 Marquis Grissom, R (6, PH) OBP: 0.320, SLG: 0.506	0-0 B3		4-1 1B FC5-4 BB		4-1 CS BB	1-2 G4-3			0-0 P6	1 1 0 0 2 0 0 2 0 0 0 0 0 1												
Paul Lo Duca, R (1, 2) OBP: 0.328, SLG: 0.403	2-1 2B		1-2 1-3 1B		2-1 1-2 1B			3-2 G3-1	0-1 G4-3	5 0 3 0 0 0 0												
Shawn Green, L (1, 9) OBP: 0.386, SLG: 0.568	4-2 BB		0-0 FC5-4 FC5-4 1-2f 3-H		2-3 K			3-1 G4-3	1-3 K	4 0 0 1 1 2 2												
Brian Jordan, R (1, 7) OBP: 0.329, SLG: 0.466	0-0 P4		1-0 FC5-4 1-2f		2-2 1-2 1B			0-2 P5		4 0 1 0 0 0 3												
Eric Karros, R (1, 3) OBP: 0.330, SLG: 0.408	3-2 L5			0-1 HR	2-2 G1-3			0-0 G4-3		4 1 1 1 0 0 4												
Adrián Beltré, R (1, 5) OBP: 0.306, SLG: 0.440		2-2 G5-3		0-3 K		0-0 F9		2-2 G4-3 1B		4 0 1 0 0 1 0												
Mark Grudzielanek, R (1, 4) OBP: 0.301, SLG: 0.368		0-1 F8		1-0 HR		1-3 K		1-2 G4-3 1B		4 1 2 1 0 1 0												
Alex Cora, L (1, 6) OBP: 0.360, SLG: 0.433		2-1 G5-3		1-2 G6-3		1-0 1B 2B		1-1 G4-3		4 1 1 0 0 0 2												
Andy Ashby, R (1, 1) OBP: 0.160, SLG: 0.188 Giovanni Carrara, R (3, 1) Tyler Houston, L (6, PH) OBP: 0.351, SLG: 0.426 Mike Kinkade, R (6, PH) OBP: 0.493, SLG: 0.609 Guillermo Mota, R (6, 1) Jesse Orosco, R (7, 1) Dave Hansen, L (8, PH) OBP: 0.357, SLG: 0.386 Jeff Williams, R (8, 1) OBP: 0.500, SLG: 0.500			1-1 G6-3	0-1 G6-3		1-1 2-H 1B		2-0 F5		1 0 0 0 0 0 0 0 1 0 0 0 0 0 0 0 0 0 0 0 0 0 0 0 1 0 0 1 1 0 0 0 0 0 0 0 0 0 0 0 0 0 0 0 0 0 0 0 1 0 0 0 0 0 0 2 0 0 0 0 0 0 0 0												
<b>Inning Stats</b>	R: 0 E: 0 K: 0 S: 12	H: 1 LOB: 2 BB: 1 P: 21	R: 0 E: 0 K: 0 S: 8	H: 0 LOB: 0 BB: 0 P: 12	R: 1 E: 0 K: 0 S: 8	H: 1 LOB: 1 BB: 1 P: 15	R: 2 E: 0 K: 1 S: 11	H: 2 LOB: 0 BB: 0 P: 13	R: 0 E: 0 K: 1 S: 12	H: 2 LOB: 2 BB: 1 P: 24	R: 1 E: 0 K: 1 S: 11	H: 2 LOB: 1 BB: 0 P: 15	R: 0 E: 0 K: 0 S: 9	H: 0 LOB: 0 BB: 0 P: 15	R: 0 E: 0 K: 0 S: 11	H: 2 LOB: 2 BB: 0 P: 17	R: 0 E: 0 K: 1 S: 7	H: 0 LOB: 0 BB: 0 P: 8	1B: 6 2B: 2 3B: 0 HR: 2	SF: 0 SAC: 0 DP: 0 HBP: 0	WP: 0 PB: 0 SB: 0 CS: 1	PA: 39
<b>PITCHER</b>	IP WLS BF H R ER SO BB IBB HBP BLK WP HR S P ERA WHIP																					
Brett Tomko, R (1, 1) ERA: 4.49	5.2 W 26 7 4 4 3 3 0 0 0 0 2 56 92 6.35 1.765																					
Mike Bynum, L (6, 1) ERA: 3.65	0.0 1 1 0 0 0 0 0 0 0 0 0 2 3 ∞ ∞																					
Brian Lawrence, R (6, 1) ERA: 3.65	1.1 H 4 0 0 0 0 0 0 0 0 0 0 13 20 0.00 0.000																					
Brandon Villafuerte, R (8, 1) ERA: 1.61	1.0 5 2 0 0 0 0 0 0 0 0 0 11 17 0.00 2.000																					
Jonathan Johnson, R (9, 1) ERA: 4.38	1.0 3 0 0 0 0 1 0 0 0 0 0 7 8 0.00 0.000																					

Los Angeles Dodgers @ San Diego Padres  
Qualcomm Stadium, San Diego, CA  
Fri Sep 20 2002, 10:05 PM EDT  
Att. 23,595 - Sunny - 72 F

AB	36
R	4
H	10
RBI	4
BB	3
SO	4
LOB	14



Batter	1	2	3	4	5	6	7	8	9
<b>Ramón Vázquez, L</b> OBP: 0.351, SLG: 0.362 (1, 6) (9, 4)	1-1 G3-1 1B		1-1 1B		1-1 1B		0-0 2B		
<b>Mark Kotsay, L</b> OBP: 0.360, SLG: 0.447 (1, 8)	2-1 G3 1-2		2-1 2B 1B	1-3 K	0-0 F7		1-1 F8		
<b>Ryan Klesko, L</b> OBP: 0.396, SLG: 0.554 (1, 3)	0-0 G3-1 2-3		0-0 2B 1-3 2-H	0-0 FC3-2 2B		4-1 BB G4-6-3		3-3 K	
<b>Phil Nevin, R</b> OBP: 0.344, SLG: 0.418 <b>29 Kory DeHaan, L</b> OBP: 0.125, SLG: 0.125 (1, 5) (8, PR) (9, 7)	2-3 K		1-0 1B 2B 2-H 3-H	4-0 BB E BB		3-2 F9		2-2 E5	
<b>Sean Burroughs, L</b> OBP: 0.328, SLG: 0.324 (1, 4) (9, 5)		0-1 FC4 1B	2-0 1B 1B	4-1 E BB		0-0 G4-6-3 1-2f		1-3 K	
<b>Gene Kingsale, S</b> OBP: 0.364, SLG: 0.409 (1, 7) (9, 9)		1-2 FC4 1-2f	2-0 SH1-4 1B 1-2 3-H	0-0 FC3-2			1-2 2B 2B	3-3 K	
<b>Brian Buchanan, R</b> OBP: 0.317, SLG: 0.469 <b>Deivi Cruz, R</b> OBP: 0.297, SLG: 0.370 (1, 9) (9, 6)		0-3 K	0-0 SH1-4 1B 1-2 2-H	1-2 G4-3			1-1 2B 2B		
<b>Tom Lampkin, L</b> OBP: 0.309, SLG: 0.354 (1, 2)		4-0 IBB	2-3 K		1-2 G6-3		1-3 K		
<b>Brett Tomko, R</b> OBP: 0.184, SLG: 0.212 <b>Mike Byrnum, L</b> (6, 1) <b>Brian Lawrence, R</b> OBP: 0.164, SLG: 0.129 <b>Ray Lankford, L</b> OBP: 0.336, SLG: 0.369 <b>Brandon Villafuerte, R</b> (8, 1) <b>Jonathan Johnson, R</b> (9, 1)		0-1 F3	1-0 SH1-4 1-2 2-3		0-3 K		3-3 K		

AB	R	H	RBI	BB	SO	LOB
5	1	4	1	0	0	2
5	1	1	0	0	1	3
4	1	2	1	1	1	1
4	2	1	2	1	1	2
0	0	0	0	0	0	0
4	1	2	0	1	1	2
5	1	2	1	0	1	4
4	1	2	2	0	1	3
0	0	0	0	0	0	0
3	0	0	0	1	2	3
2	0	0	0	0	1	2
0	0	0	0	0	0	0
0	0	0	0	0	0	0
1	0	0	0	0	1	1
0	0	0	0	0	0	0
0	0	0	0	0	0	0

AB	R	H	RBI	BB	SO	LOB
37	8	14	7	4	10	23


Inning Stats	R	H	E	K	S	P	IP	WLS	BF	H	R	ER	SO	BB	IBB	HBP	BLK	WP	HR	S	P	ERA	WHIP
<b>Ramón Vázquez, L</b>	0	1	0	1	13		2.0	L	15	8	5	5	2	0	1	0	0	0	0	26	44	22.50	4.000
<b>Mark Kotsay, L</b>	0	1	0	1	13		3.0		14	3	1	0	3	2	0	0	0	0	0	28	45	0.00	1.667
<b>Ryan Klesko, L</b>	0	1	0	1	13		1.2		8	3	2	2	2	1	0	0	0	0	0	19	32	10.80	2.400
<b>Phil Nevin, R</b>	0	1	0	1	13		0.1		1	0	0	0	0	0	0	0	0	0	0	2	3	0.00	0.000
<b>Sean Burroughs, L</b>	0	1	0	1	13		1.0		4	0	0	0	3	0	0	0	0	0	0	12	21	0.00	0.000

**Los Angeles Dodgers @ San Diego Padres**  
Qualcomm Stadium, San Diego, CA

Fri Sep 20 2002, 10:05 PM EDT  
Att: 23,595 - Sunny - 72 F

livebaseballscorecards.com

WP: 0 PA: 42  
PB: 0 SB: 2  
CS: 0



Batter	1	2	3	4	5	6	7	8	9	AB R H RBI BB SO LOB	TOP																							
<b>Dave Roberts, L</b> (1, 8) <small>OBP: 0.353, SLG: 0.365</small> <b>Marquis Grissom, R</b> (1, 8) <small>OBP: 0.319, SLG: 0.503</small>	2-2 HR		1-3 K		1-1 G4-3			0-2 G6-3	1-0 1B	1 1 1 1 0 0 0 4 0 1 3 0 1 2																								
<b>Paul Lo Duca, R</b> (1, 2) <small>OBP: 0.327, SLG: 0.401</small>	1-3 K			3-1 L6-4 1B 1B	0-1 P4			2-0 E4	1-2 F9	5 0 1 0 0 1 3																								
<b>Shawn Green, L</b> (1, 9) <small>OBP: 0.387, SLG: 0.567</small>	0-3 K			0-0 1-2 1B			0-0 F8	4-0 FC5-4 IBB		3 0 1 0 0 1 1 0																								
<b>Brian Jordan, R</b> (1, 7) <small>OBP: 0.326, SLG: 0.462</small>	2-2 F7			2-1 L6-4	1-1 L8			1-1 FC5-4		4 0 0 0 0 0 4																								
<b>Eric Karros, R</b> (1, 3) <small>OBP: 0.327, SLG: 0.405</small>			3-3 K		0-3 K			1-2 F8	0-2 G6-3	4 0 0 0 0 2 1																								
<b>Adrian Beltré, R</b> (1, 5) <small>OBP: 0.309, SLG: 0.441</small>			1-2 G3-1		1-2 1B 1B			4-1 G4-6-3 BB	1-2 1B FC3-2 1B	3 1 2 0 1 0 0																								
<b>Mark Grudzielanek, R</b> (1, 4) <small>OBP: 0.303, SLG: 0.369</small> <b>Eric Gagne, R</b> (9, 1)			2-3 K		2-2 SH5-4 1B 1-3 G4-3 1B			2-3 K	0-1 HBP FC3-2 1-3 1B 1B	4 2 2 0 0 2 1 0 0 0 0 0 0 0																								
<b>Alex Cora, L</b> (1, 6) <small>OBP: 0.358, SLG: 0.430</small>			0-3 K		1-1 G4-3 SH5-4 1-2 1B			1-1 G4-6-3	1-0 FC3-2 HBP 1-2 1B	4 1 1 1 0 1 3																								
<b>Hideo Nomo, R</b> (1, 1) <small>OBP: 0.123, SLG: 0.083</small> <b>Mike Kinkade, R</b> (9, PH) <small>OBP: 0.463, SLG: 0.609</small> <b>Cesar Izturis, S</b> (9, 6) <small>OBP: 0.257, SLG: 0.307</small>			2-2 G4-3		0-1 SH5-4			4-0 G6-3 BB	2-2 1B HBP 1-2 2-3	1 0 0 0 1 0 0 0 0 0 0 0 0 0 0 0 0 0 0 0 0																								
<b>Inning Stats</b>	R: 1 E: 0 K: 2 S: 15	H: 1 LOB: 0 BB: 0 P: 20	R: 0 E: 0 K: 2 S: 12	H: 0 LOB: 0 BB: 0 P: 18	R: 0 E: 0 K: 2 S: 10	H: 0 LOB: 0 BB: 0 P: 13	R: 0 E: 0 K: 1 S: 8	H: 2 LOB: 1 BB: 0 P: 13	R: 2 E: 0 K: 0 S: 16	H: 3 LOB: 1 BB: 0 P: 21	R: 0 E: 0 K: 0 S: 7	H: 0 LOB: 0 BB: 0 P: 9	R: 0 E: 0 K: 1 S: 6	H: 0 LOB: 0 BB: 1 P: 13	R: 0 E: 1 K: 0 S: 6	H: 0 LOB: 2 BB: 2 P: 17	R: 2 E: 0 K: 0 S: 16	H: 3 LOB: 2 BB: 0 P: 22	1B: 8 2B: 1 3B: 0 HR: 1	SF: 0 SAC: 1 DP: 3 HBP: 1	WP: 0 PB: 0 SB: 0 CS: 0	PA: 38												
<b>PITCHER</b>	IP WLS BF H R ER SO BB IBB HBP BLK WP HR S P ERA WHIP																																	
<b>44 Jake Peavy, R</b> (1, 1) <small>ERA: 4.5</small> <b>Brandon Villafuerte, R</b> (8, 1) <small>ERA: 1.55</small> <b>Trevor Hoffman, R</b> (9, 1) <small>ERA: 2.73</small> <b>Jeremy Fikac, R</b> (9, 1) <small>ERA: 4.88</small>	7.0		26	6	3	3	8	1	0	0	0	0	1	74	107	3.86	1.000																	
	1.0		5	0	0	0	0	1	1	0	0	0	0	6	17	0.00	1.000																	
	0.2	L	6	3	2	2	0	0	0	1	0	0	0	13	18	27.00	4.500																	
	0.1		1	0	0	0	0	0	0	0	0	0	0	3	4	0.00	0.000																	

**Los Angeles Dodgers @ San Diego Padres**  
 Qualcomm Stadium, San Diego, CA  
 Sat Sep 21 2002, 10:05 PM EDT  
 Att. 48,208 - Sunny - 74 F

<b>AB</b>	<b>33</b>
<b>R</b>	<b>5</b>
<b>H</b>	<b>9</b>
<b>RBI</b>	<b>5</b>
<b>BB</b>	<b>3</b>
<b>SO</b>	<b>8</b>
<b>LOB</b>	<b>14</b>



Batter	1	2	3	4	5	6	7	8	9	AB R H RBI BB SO LOB
Ramón Vázquez, L (1, 6) OBP: 0.350, SLG: 0.361	0-0 G4-3 1B	0-2 G1-6-3			0-2 G4-3			2-3 K 1-2		4 0 1 0 0 1 1
Mark Kotsay, L (1, 8) OBP: 0.358, SLG: 0.443	1-2 F9		0-0 F7			1-0 G4-3			1-2 G3	4 0 0 0 0 0 1
Ryan Klesko, L (1, 3) OBP: 0.395, SLG: 0.554	0-2 G4-3 1-2		1-1 G4-3			1-2 G6-3			1-1 1B 2B	4 0 1 0 0 0 1
Phil Nevin, R (1, 5) OBP: 0.340, SLG: 0.413	2-2 G5-3		1-3 K			1-3 K			1-3 K	4 0 0 0 0 3 2
Sean Burroughs, L (1, 4) OBP: 0.326, SLG: 0.322 Cesar Crespo, S (9, PR) OBP: 0.241, SLG: 0.231		0-1 F8		0-3 K		0-2 G6-3			1-2 CS 1B	4 0 1 0 0 1 0 0 0 0 0 0 0 0
Gene Kingsale, S (1, 7) OBP: 0.360, SLG: 0.403		2-1 E1 1B HR		1-3 K		0-1 G3			1-2 CS 1-2	3 1 0 0 0 1 0
Brian Buchanan, R (1, 9) OBP: 0.317, SLG: 0.467		1-0 1-2 HR 1B		2-3 K		2-1 G4-3				3 1 1 0 0 1 0
Tom Lampkin, L (1, 2) OBP: 0.309, SLG: 0.365		0-0 HR 1-H 2-H			2-0 L4			1-3 K		3 1 1 3 0 1 0
44 Jake Peavy, R (1, 1) OBP: 0.226, SLG: 0.323 Brandon Villafuerte, R (8, 1) Ron Gant, R (8, PH) OBP: 0.350, SLG: 0.512 Trevor Hoffman, R (9, 1) Jeremy Fikac, R (9, 1)		2-1 P4			1-0 L7			0-1 CS 1B		2 0 0 0 0 0 0 0 0 0 0 0 0 0 1 0 1 0 0 0 0 0 0 0 0 0 0 0 0 0 0 0 0 0 0

Inning Stats	R: 0 E: 0 K: 0 S: 13	H: 1 LOB: 1 BB: 0 P: 16	R: 3 E: 1 K: 0 S: 11	H: 2 LOB: 0 BB: 0 P: 16	R: 0 E: 0 K: 1 S: 6	H: 0 LOB: 0 BB: 0 P: 8	R: 0 E: 0 K: 3 S: 9	H: 0 LOB: 0 BB: 0 P: 12	R: 0 E: 0 K: 0 S: 5	H: 0 LOB: 0 BB: 0 P: 8	R: 0 E: 0 K: 1 S: 7	H: 0 LOB: 0 BB: 0 P: 10	R: 0 E: 0 K: 0 S: 9	H: 0 LOB: 0 BB: 0 P: 11	R: 0 E: 0 K: 2 S: 9	H: 1 LOB: 0 BB: 0 P: 12	R: 0 E: 0 K: 1 S: 16	H: 2 LOB: 2 BB: 0 P: 21	1B: 4 2B: 1 3B: 0 HR: 1	SF: 0 SAC: 0 DP: 0 HBP: 0
--------------	-------------------------------	----------------------------------	-------------------------------	----------------------------------	------------------------------	---------------------------------	------------------------------	----------------------------------	------------------------------	---------------------------------	------------------------------	----------------------------------	------------------------------	----------------------------------	------------------------------	----------------------------------	-------------------------------	----------------------------------	----------------------------------	------------------------------------

PITCHER	IP	WLS	BF	H	R	ER	SO	BB	IBB	HBP	BLK	WP	HR	S	P	ERA	WHIP
Hideo Nomo, R (1, 1) ERA: 3.28	8.0	W	28	4	3	2	7	0	0	0	0	0	1	69	93	2.25	0.500
Eric Gagne, R (9, 1) ERA: 2.09	1.0	S	4	2	0	0	1	0	0	0	0	0	0	16	21	0.00	2.000

**BOTTOM**

**Los Angeles Dodgers @ San Diego Padres**  
Qualcomm Stadium, San Diego, CA

livebaseballscorecards.com

<b>AB</b>	<b>32</b>
<b>R</b>	<b>3</b>
<b>H</b>	<b>6</b>
<b>RBI</b>	<b>3</b>
<b>BB</b>	<b>0</b>
<b>SO</b>	<b>8</b>
<b>LOB</b>	<b>5</b>



WP: 0	PA: 33
PB: 0	
SB: 0	
CS: 2	

Sat Sep 21 2002, 10:05 PM EDT  
Att. 48,208 - Sunny - 74 F

Los Angeles Dodgers @ San Diego Padres  
Qualcomm Stadium, San Diego, CA

Sun Sep 22 2002, 5:00 PM EDT  
Att. 26,017 - Sunny - 82 F

livebaseballscorecards.com

AB	33
R	4
H	9
RBI	4
BB	2
SO	6
LOB	10



WP:	0	PA:	38
PB:	0		
SB:	1		
CS:	1		

AB R H RBI BB SO LOB

5	1	1	0	0	2	2
4	0	1	1	0	0	1
3	0	1	0	1	0	1
4	0	3	0	0	0	0
3	0	0	1	0	1	3
4	0	0	0	0	0	1
4	1	1	0	0	0	1
0	0	0	0	0	0	0
3	2	1	1	1	1	1
1	0	0	0	0	1	0
1	0	0	0	0	1	0
0	0	0	0	0	0	0
0	0	0	0	0	0	0
0	0	0	0	0	0	0
1	0	1	1	0	0	0
0	0	0	0	0	0	0

Batter	1	2	3	4	5	6	7	8	9
Marquis Grissom, R (1, 8) OBP: 0.317, SLG: 0.498	0-0 F8		2-3 K			1-1 SF8 1B		3-3 K	1-0 F9
Paul Lo Duca, R (1, 2) OBP: 0.327, SLG: 0.402	1-2 F9		0-0 2B			1-2 L7		0-2 L8	
Shawn Green, L (1, 9) OBP: 0.387, SLG: 0.565	0-1 L5		1-2 L9			1-0 CS 1B		4-1 1B BB	
Brian Jordan, R (1, 7) OBP: 0.329, SLG: 0.467		1-0 2B		0-0 G4-3		2-0 1B		0-0 1B	
Eric Karros, R (1, 3) OBP: 0.325, SLG: 0.403		0-3 K		1-1 G6-3		1-1 SF8		0-2 F7	
Adrian Beltré, R (1, 5) OBP: 0.307, SLG: 0.438		1-2 F7		1-2 G6-3		2-2 CS	1-2 G6-3		0-0 G5-3
Mark Grudzielanek, R (1, 4) OBP: 0.302, SLG: 0.368 Cesar Izturis, S (9, 6) OBP: 0.257, SLG: 0.307		0-0 G5-3			0-1 G6-3		1-0 P4		0-0 1B S
Alex Cora, L (1, 6) OBP: 0.360, SLG: 0.441			4-1 SH1-3 2B BB		2-2 G3-1		3-1 HR		3-3 K
Omar Daal, L (1, 1) OBP: 0.196, SLG: 0.243 Paul Shuey, R (6, 1) OBP: 0.353, SLG: 0.333 Jesse Orosco, R (7, 1) OBP: 0.333, SLG: 0.333 Paul Quantrill, L (8, 1) OBP: 0.287, SLG: 0.386 Dave Hansen, L (9, PH) OBP: 0.473, SLG: 0.617 Mike Kinkade, R (9, PH) OBP: 0.473, SLG: 0.617 Eric Gagne, R (9, 1)			0-0 SH1-3		1-3 K		0-3 K		3-2 1B

Inning Stats	R: 0	H: 0	E: 0	K: 0	S: 6	P: 7	R: 0	H: 1	E: 0	K: 1	S: 8	P: 10	R: 1	H: 1	E: 0	K: 1	S: 9	P: 16	R: 0	H: 0	E: 0	K: 0	S: 6	P: 8	R: 0	H: 0	E: 0	K: 1	S: 9	P: 12	R: 1	H: 3	E: 0	K: 0	S: 11	P: 19	R: 1	H: 1	E: 0	K: 1	S: 9	P: 14	R: 0	H: 1	E: 0	K: 1	S: 13	P: 20	R: 1	H: 2	E: 0	K: 1	S: 9	P: 16	1B: 6	SF: 1	2B: 2	SAC: 1	3B: 0	DP: 0	HR: 1	HBP: 0	WP: 0	PA: 38
--------------	------	------	------	------	------	------	------	------	------	------	------	-------	------	------	------	------	------	-------	------	------	------	------	------	------	------	------	------	------	------	-------	------	------	------	------	-------	-------	------	------	------	------	------	-------	------	------	------	------	-------	-------	------	------	------	------	------	-------	-------	-------	-------	--------	-------	-------	-------	--------	-------	--------

PITCHER	IP	WLS	BF	H	R	ER	SO	BB	IBB	HBP	BLK	WP	HR	S	P	ERA	WHIP
Adam Eaton, R (1, 1) ERA: 6.84	7.0		27	6	3	3	4	1	0	0	0	0	1	58	86	3.86	1.000
Brian Lawrence, R (8, 1) ERA: 3.63	1.0		5	1	0	0	1	1	0	0	0	0	0	13	20	0.00	2.000
Jonathan Johnson, R (9, 1) ERA: 4.85	0.2	L	3	1	1	1	1	0	0	0	0	0	0	5	8	13.50	1.500
Kevin Walker, L (9, 1) ERA: 5.4	0.1		2	1	0	0	0	0	0	0	0	0	0	4	8	0.00	3.000

PITCHER	IP	WLS	BF	H	R	ER	SO	BB	IBB	HBP	BLK	WP	HR	S	P	ERA	WHIP
---------	----	-----	----	---	---	----	----	----	-----	-----	-----	----	----	---	---	-----	------

BOTTOM

Los Angeles Dodgers @ San Diego Padres  
Qualcomm Stadium, San Diego, CA

AB 34  
R 3  
H 10  
RBI 3  
BB 1  
SO 7  
LOB 10



WP: 0 PA: 35  
PB: 0  
SB: 1  
CS: 0

Sun Sep 22 2002, 5:00 PM EDT  
Att: 26,017 - Sunny - 82 F

AB R H RBI BB SO LOB

4 2 3 2 0 0 0

4 1 1 0 0 0 1

4 0 3 1 0 0 0  
0 0 0 0 0 0 0  
0 0 0 0 0 0 0  
0 0 0 0 0 0 0

4 0 0 0 0 2 3

3 0 1 0 0 0 0  
1 0 0 0 0 0 0

3 0 1 0 0 0 2  
1 0 0 0 0 0 0

3 0 0 0 0 2 1  
1 0 1 0 0 0 0

2 0 0 0 1 2 0  
1 0 0 0 0 0 1

2 0 0 0 0 0 2  
1 0 0 0 0 1 0  
0 0 0 0 0 0 0  
0 0 0 0 0 0 0

1B: 6 SF: 0  
2B: 3 SAC: 0  
3B: 0 DP: 4  
HR: 2 HBP: 0

Batter	1	2	3	4	5	6	7	8	9
Mark Kotsay, L (1, 8) OBP: 0.360, SLG: 0.456	0-0 HR		0-1 HR		0-1 G5-4-3 1B		0-0 P5		
Deivi Cruz, R (1, 6) OBP: 0.296, SLG: 0.371	0-0 1B 2B		2-2 F9		1-1 G5-4-3 1-2f			3-2 F9	
Phil Nevin, R (1, 5) OBP: 0.344, SLG: 0.417 Cesar Crespo, S (8, PR) OBP: 0.241, SLG: 0.231 Jonathan Johnson, R (9, 1) Kevin Walker, L (9, 1)	3-0 G6-4-3 2-H 1B		0-2 G1-3		2-0 1B			2-2 L7-4 S 1B	
Ron Gant, R (1, 7) OBP: 0.346, SLG: 0.505	2-1 G6-4-3 1-2f		1-3 K		2-3 K			1-2 L7-4 1-3	
Brian Buchanan, R (1, 3) OBP: 0.317, SLG: 0.465 Ramón Vázquez, L (9, PH) OBP: 0.349, SLG: 0.360	2-0 E5 FC5-4			0-1 G4-3		2-2 G6-4-3 1B		1-2 G1-3	
Bubba Trammell, R (1, 9) OBP: 0.335, SLG: 0.419 Gene Kingsale, S (8, 9) OBP: 0.358, SLG: 0.401	1-2 FC5-4 1-2f			0-0 2B		2-0 G6-4-3 1-2f		1-1 F7	
Julius Matos, R (1, 4) OBP: 0.272, SLG: 0.279 Ryan Klesko, L (9, PH) OBP: 0.396, SLG: 0.555		2-3 K		0-0 P3		0-3 K		1-2 1B	
Wil Nieves, R (1, 2) OBP: 0.231, SLG: 0.262 Tom Lampkin, L (9, PH) OBP: 0.308, SLG: 0.364		2-3 K		4-0 IBB			1-3 K2-3	0-2 G3	
Adam Eaton, R (1, 1) Ray Lankford, L (7, PH) OBP: 0.335, SLG: 0.367 Brian Lawrence, R (8, 1) OBP: 0.164, SLG: 0.129 Sean Burroughs, L (9, 5) OBP: 0.326, SLG: 0.322		0-1 G6-3		3-2 G5-3			1-3 K		

Inning Stats	R: 2	H: 3	E: 1	LOB: 1	K: 0	BB: 0	S: 9	R: 0	H: 0	E: 0	LOB: 0	K: 2	BB: 0	S: 8	R: 1	H: 1	E: 0	LOB: 0	K: 1	BB: 0	S: 12	R: 0	H: 1	E: 0	LOB: 2	K: 0	BB: 1	S: 7	R: 0	H: 2	E: 0	LOB: 1	K: 1	BB: 0	S: 8	R: 0	H: 1	E: 0	LOB: 0	K: 1	BB: 0	S: 8	R: 0	H: 0	E: 0	LOB: 0	K: 2	BB: 0	S: 7	R: 0	H: 1	E: 0	LOB: 1	K: 0	BB: 0	S: 10	R: 0	H: 1	E: 0	LOB: 1	K: 0	BB: 0	S: 11	R: 0	H: 1	E: 0	LOB: 1	K: 0	BB: 0	S: 11	1B: 6	SF: 0	2B: 3	SAC: 0	3B: 0	DP: 4	HR: 2	HBP: 0
--------------	------	------	------	--------	------	-------	------	------	------	------	--------	------	-------	------	------	------	------	--------	------	-------	-------	------	------	------	--------	------	-------	------	------	------	------	--------	------	-------	------	------	------	------	--------	------	-------	------	------	------	------	--------	------	-------	------	------	------	------	--------	------	-------	-------	------	------	------	--------	------	-------	-------	------	------	------	--------	------	-------	-------	-------	-------	-------	--------	-------	-------	-------	--------

PITCHER	IP	WLS	BF	H	R	ER	SO	BB	IBB	HBP	BLK	WP	HR	S	P	ERA	WHIP
Omar Daal, L (1, 1) ERA: 4.11	5.0		22	7	3	3	4	0	0	0	0	0	0	11	16	0.00	1.400
Paul Shuey, R (6, 1) ERA: 3.44	1.1		4	1	0	0	2	0	0	0	0	0	0	4	5	0.00	0.000
Jesse Orosco, L (7, 1) ERA: 3.04	0.2		2	0	0	0	1	0	0	0	0	0	0	10	16	0.00	1.000
Paul Quantrill, R (8, 1) ERA: 2.77	1.0	W	3	1	0	0	0	0	0	0	0	0	0	11	14	0.00	1.000
Eric Gagne, R (9, 1) ERA: 2.07	1.0	S	4	1	0	0	0	0	0	0	0	0	0	11	14	0.00	1.000

PITCHER	IP	WLS	BF	H	R	ER	SO	BB	IBB	HBP	BLK	WP	HR	S	P	ERA	WHIP
Omar Daal, L (1, 1) ERA: 4.11	5.0		22	7	3	3	4	0	0	0	0	0	0	11	16	0.00	1.400
Paul Shuey, R (6, 1) ERA: 3.44	1.1		4	1	0	0	2	0	0	0	0	0	0	4	5	0.00	0.000
Jesse Orosco, L (7, 1) ERA: 3.04	0.2		2	0	0	0	1	0	0	0	0	0	0	10	16	0.00	1.000
Paul Quantrill, R (8, 1) ERA: 2.77	1.0	W	3	1	0	0	0	0	0	0	0	0	0	11	14	0.00	1.000
Eric Gagne, R (9, 1) ERA: 2.07	1.0	S	4	1	0	0	0	0	0	0	0	0	0	11	14	0.00	1.000

Batter	1	2	3	4	5	6	7	8	9	AB R H RBI BB SO LOB	TOP			
Ramón Vázquez, L OBP: 0.352, SLG: 0.369 (1, 6)	2-3 K		4-1 BB		1-0 1-H HR		0-0 BB BB 1B		3-1 F7	4 1 2 2 1 1 1	<b>San Diego Padres @ San Francisco Giants</b> PacBell Park, San Francisco, CA Tue Sep 24 2002, 10:15 PM EDT Att: 37,772 - Overcast - 69 F <a href="http://livebaseballscorecards.com">livebaseballscorecards.com</a>			
Mark Kotsay, L OBP: 0.359, SLG: 0.454 29 Kory DeHaan, L OBP: 0.111, SLG: 0.111 (1, 8) (8, 8)	3-2 F8		2-3 K		0-0 G6-3		4-1 BB BB BB	0-1 F8	3 0 0 0 1 1 2 1 0 0 0 0 0 1					
Ryan Klesko, L OBP: 0.395, SLG: 0.552 Julius Matos, R OBP: 0.276, SLG: 0.283 (1, 3) (8, 3)	2-2 F7			0-0 P4		1-3 K	4-1 BB BB	1-0 BB BB BB	3 0 0 1 1 1 0 1 0 1 0 0 0 0					
Phil Nevin, R OBP: 0.346, SLG: 0.418 Doug Nickle, R (7, 1) Deivi Cruz, R OBP: 0.296, SLG: 0.371 (9, PH)		1-1 G6-3		2-2 1B		0-1 F9 1B	0-0 F2	3-2 P4	4 0 2 0 0 0 3 0 0 0 0 0 0 0 1 0 0 0 0 0 2					
Ray Lankford, L OBP: 0.331, SLG: 0.361 Mike Bynum, L (6, 1) Cesar Crespo, S OBP: 0.267, SLG: 0.259 (7, 4)		3-2 G4-3		0-0 F9		1-2 F9		0-0 1B	3 0 0 0 0 0 2 0 0 0 0 0 0 0 1 0 1 0 0 0 0					
Sean Burroughs, L OBP: 0.319, SLG: 0.315 (1, 4) (7, 5)		0-0 F7		3-2 F8		2-1 G5-3		0-3 K	4 0 0 0 0 1 3					
Gene Kingsale, S OBP: 0.352, SLG: 0.393 (6, 7)			1-0 B3-1		3-3 K		0-0 P6	0-0 L6	4 0 0 0 0 1 1					
Tom Lampkin, L OBP: 0.314, SLG: 0.369 Wil Nieves, R OBP: 0.227, SLG: 0.258 (8, PH) (8, 2)			4-1 SH1-4 BB		1-0 HR 1B		2-2 1B BB 1B	1-1 G1-3	2 2 2 0 1 0 0 1 0 0 0 0 0 1					
Oliver Pérez, L OBP: 0.148, SLG: 0.148 Brian Buchanan, R OBP: 0.316, SLG: 0.463 Dennis Tankersley, R OBP: 0.308, SLG: 0.615 Jeremy Fikac, R (5, 1) Bubba Trammell, R OBP: 0.336, SLG: 0.420 (6, 9)			0-0 SH1-4		2-3 K		3-2 F4	0-0 1B 1B	0 0 0 0 0 0 0 1 0 0 0 0 1 1 0 0 0 0 0 0 0 0 0 0 0 0 0 0 2 0 1 0 0 0 1					
<b>Inning Stats</b>	R: 0 H: 0 E: 0 LOB: 0 K: 1 BB: 0 S: 9 P: 16	R: 0 H: 0 E: 0 LOB: 0 K: 0 BB: 0 S: 8 P: 12	R: 0 H: 0 E: 0 LOB: 2 K: 1 BB: 2 S: 7 P: 18	R: 0 H: 1 E: 0 LOB: 1 K: 0 BB: 0 S: 10 P: 15	R: 2 H: 2 E: 0 LOB: 0 K: 2 BB: 0 S: 11 P: 18	R: 0 H: 1 E: 0 LOB: 1 K: 1 BB: 0 S: 13 P: 17	R: 1 H: 2 E: 0 LOB: 3 K: 0 BB: 2 S: 13 P: 26	R: 0 H: 1 E: 0 LOB: 1 K: 1 BB: 0 S: 8 P: 9	R: 0 H: 2 E: 0 LOB: 2 K: 0 BB: 0 S: 9 P: 16	1B: 8 SF: 0 2B: 0 SAC: 1 3B: 0 DP: 0 HR: 1 HBP: 0		WP: 0 PA: 40 PB: 0 SB: 0 CS: 0		
<b>PITCHER</b>	IP WLS BF H R ER SO BB IBB HBP BLK WP HR S P ERA WHIP												<b>PITCHER</b>	IP WLS BF H R ER SO BB IBB HBP BLK WP HR S P ERA WHIP
Russ Ortiz, R ERA: 3.61 (1, 1)	6.2 W 28 6 3 3 5 2 0 0 0 0 0 1 68 111 4.05 1.200													
Scott Eyre, L ERA: 4.48 (7, 1)	0.0 2 0 0 0 0 2 0 0 0 0 0 0 2 10 ∞ ∞													
Manny Aybar, R ERA: 2.57 (7, 1)	0.1 1 0 0 0 0 0 0 0 0 0 0 0 1 1 0.00 0.000													
41 Chad Zerbe, L ERA: 3.09 (8, 1)	1.0 4 1 0 0 1 0 0 0 0 0 0 0 8 9 0.00 1.000													
Aaron Fultz, L ERA: 4.83 (9, 1)	1.0 5 2 0 0 0 0 0 0 0 0 0 0 9 16 0.00 2.000													



Batter	1	2	3	4	5	6	7	8	9
<b>Kenny Lofton, L</b> (1, 8) OBP: 0.347, SLG: 0.411 <b>Tsuyoshi Shinjo, R</b> (7, 8) OBP: 0.294, SLG: 0.372	1-0 G4-3		1-1 SH1-3 1B	4-2 BB		4-1 E SF8 BB	0-0 2B	1-0 E2 FC5-4	
<b>Rich Aurilia, R</b> (1, 6) OBP: 0.305, SLG: 0.412 <b>Shawon Dunston, R</b> (8, 9) OBP: 0.242, SLG: 0.271	0-0 G6-3		0-0 SH1-3 2B	2-0 F9		1-2 E8 SF8 BB 1B	3-2 1-H HR 2B	1-0 FC5-4	
<b>Jeff Kent, R</b> (1, 4) OBP: 0.369, SLG: 0.566 <b>Tom Goodwin, L</b> (8, 7) OBP: 0.309, SLG: 0.309	0-0 F8		3-1 WP 1B 3B 1B		1-1 1B 2B	2-0 G6-3	3-3 K		
<b>Barry Bonds, L</b> (1, 7) OBP: 0.583, SLG: 0.803 <b>Ramon Martinez, R</b> (8, 4) OBP: 0.333, SLG: 0.409		2-3 K	1-1 WP 3B 1B		4-0 FC5-4 1B IBB	4-0 BB SF8 1B IBB	1-1 HR		
<b>Benito Santiago, R</b> (1, 2) OBP: 0.317, SLG: 0.456 <b>Yorvit Torrealba, R</b> (8, 2) OBP: 0.356, SLG: 0.391		0-0 F8	3-2 1-H 2-H 3B		0-2 FC5-4 1B	0-0 SF8	1-0 2B		
<b>Reggie Sanders, R</b> (1, 9) OBP: 0.320, SLG: 0.444 <b>Cody Ransom, R</b> (8, 6) OBP: 0.167, SLG: 0.167		2-2 HR	1-2 F9		0-0 FC5-4 1B	4-2 BB 1B BB	1-3 K		
<b>J.T. Snow, L</b> (1, 3) OBP: 0.347, SLG: 0.367 <b>41 Chad Zerbe, L</b> (8, 1) OBP: 0.167, SLG: 0.167 <b>Aaron Fultz, L</b> (9, 1)		0-0 3B	3-2 G4-3		0-0 BB 1B	4-1 1B BB	3-1 G6-3		
<b>David Bell, R</b> (1, 5) OBP: 0.326, SLG: 0.424 <b>Pedro Feliz, R</b> (8, PH) OBP: 0.284, SLG: 0.326		4-2 FC6-4 BB		3-3 K	4-2 FC6-4 BB	2-0 1-2 2-H 3-H 1B	0-0 G6-3		
<b>Russ Ortiz, R</b> (1, 1) OBP: 0.299, SLG: 0.406 <b>Scott Eyre, L</b> (7, 1) OBP: 0.167, SLG: 0.167 <b>Manny Aybar, R</b> (7, 1) OBP: 0.167, SLG: 0.167 <b>Damon Minor, L</b> (8, 3) OBP: 0.333, SLG: 0.456		0-2 FC6-4	1-1 G4-3		2-2 FC6-4	1-1 F9	1-3 K		

Inning Stats	R: 0	H: 0	E: 0	K: 0	S: 3	R: 1	H: 2	E: 0	K: 1	S: 14	R: 3	H: 4	E: 0	K: 0	S: 16	R: 0	H: 0	E: 0	K: 1	S: 10	R: 1	H: 3	E: 0	K: 0	S: 12	R: 4	H: 2	E: 1	K: 0	S: 14	R: 3	H: 4	E: 0	K: 2	S: 17	R: 0	H: 0	E: 1	K: 1	S: 6	
	LOB: 0	BB: 0	P: 4			LOB: 2	BB: 1	P: 22			LOB: 1	BB: 0	P: 28			LOB: 3	BB: 2	P: 23			LOB: 2	BB: 4	P: 36			LOB: 1	BB: 0	P: 29			LOB: 1	BB: 0	P: 9								

PITCHER	IP	WLS	BF	H	R	ER	SO	BB	IBB	HBP	BLK	WP	HR	S	P	ERA	WHIP
<b>Oliver Pérez, L</b> (1, 1) ERA: 3.81	4.0	L	20	6	4	4	2	2	0	0	0	1	1	43	74	9.00	2.000
<b>Dennis Tankersley, R</b> (5, 1) ERA: 7.48	0.2		6	3	1	1	0	1	1	0	0	0	0	9	18	13.50	6.000
<b>Jeremy Fikac, R</b> (5, 1) ERA: 5.36	1.0		7	1	4	4	0	2	1	0	0	0	0	13	30	36.00	3.000
<b>Mike Bynum, L</b> (6, 1) ERA: 4.62	0.2		7	4	3	3	1	1	0	0	0	0	1	13	27	40.50	7.500
<b>Doug Nickle, R</b> (7, 1) ERA: 6.75	1.2		7	1	0	0	2	0	0	0	0	0	0	14	22	0.00	0.600

AB	R	H	RBI	BB	SO	LOB
22	1	0	2	0	0	0
2	1	1	0	0	0	0
4	2	2	1	0	0	1
1	0	0	0	0	0	1
5	2	2	1	0	1	3
0	0	0	0	0	0	0
3	3	2	2	2	1	0
0	0	0	0	0	0	0
4	0	3	4	0	0	0
0	0	0	0	0	0	0
4	2	1	1	1	1	4
0	0	0	0	0	0	0
4	0	2	1	1	0	2
0	0	0	0	0	0	0
0	0	0	0	0	0	0
2	0	1	2	2	1	0
1	0	0	0	0	0	0
4	0	0	0	0	0	7
0	0	0	0	0	0	0
0	0	0	0	0	0	0
1	0	0	0	0	1	0

WP	PA
1	47

1B	SF	WP	PA
7	1	1	47
4	1	0	
2	0	0	
2	1	0	

BB	IBB	HBP	BLK	WP	HR	S	P	ERA	WHIP
8	0	0	0	1	0				
5	0	0	0	0	0				
18	0	0	0	0	0				



Batter	1	2	3	4	5	6	7	8	9	AB R H RBI BB SO LOB	TOP											
Ramón Vázquez, L (1, 6) OBP: 0.349, SLG: 0.365	1-1 G4-3		2-2 G5-3			0-1 G6-3			2-2 G3-1	4 0 0 0 0 0 0	<b>San Diego Padres @ San Francisco Giants</b> PacBell Park, San Francisco, CA Wed Sep 25 2002, 10:05 PM EDT Att. 38,001 - Overcast - 64 F <a href="http://livebaseballscorecards.com">livebaseballscorecards.com</a>											
Mark Kotsay, L (1, 8) OBP: 0.357, SLG: 0.451	2-2 P5			0-1 F9			2-2 F7		1-3 K	4 0 0 0 0 1 0												
Ryan Klesko, L (1, 3) OBP: 0.395, SLG: 0.550	1-2 P5			1-2 G5-3			1-1 FC1-4 1B			3 0 1 0 0 0 0												
Phil Nevin, R (1, 5) OBP: 0.345, SLG: 0.417		2-0 G3-1-5 E 1B		3-1 G6-3			1-1 FC1-4 1-2f			3 0 1 0 0 0 1												
Ron Gant, R (1, 7) OBP: 0.346, SLG: 0.502 Jonathan Johnson, R (7, 1)		2-2 L8			4-2 G4-6-3 BB		1-2 F7			2 0 0 0 1 0 2 0 0 0 0 0 0 0												
Sean Burroughs, L (1, 4) OBP: 0.314, SLG: 0.309		1-2 E3 G3-1-5		1-1 G4-6-3 1-2f				0-0 G5-3		3 0 0 0 0 0 2												
Gene Kingsale, S (1, 9) OBP: 0.347, SLG: 0.388 (7, 7)		3-2 G3-1-5 1-2 2-3f		1-3 K				2-2 F7		3 0 0 0 0 1 2												
Wil Nieves, R (1, 2) OBP: 0.217, SLG: 0.246			1-1 G4-3			0-0 F8		0-1 G1-6-3		3 0 0 0 0 0 0												
Clay Condrey, R (1, 1) Ray Lankford, L (6, PH) OBP: 0.329, SLG: 0.360 Kevin Walker, L (6, 1) Bubba Trammell, R (7, 9) OBP: 0.335, SLG: 0.419			2-2 G3-1			0-2 G4-3			2-1 L7	1 0 0 0 0 0 0 1 0 0 0 0 0 0 0 0 0 0 0 0 0 1 0 0 0 0 0 0												
<b>Inning Stats</b>	R: 0 E: 0 K: 0 S: 9	H: 0 LOB: 0 BB: 0 P: 13	R: 0 E: 1 K: 0 S: 10	H: 1 LOB: 1 BB: 0 P: 18	R: 0 E: 0 K: 0 S: 8	H: 0 LOB: 0 BB: 0 P: 13	R: 0 E: 0 K: 0 S: 7	H: 0 LOB: 0 BB: 0 P: 11	R: 0 E: 0 K: 1 S: 7	H: 0 LOB: 0 BB: 1 P: 13		R: 0 E: 0 K: 0 S: 7	H: 0 LOB: 0 BB: 0 P: 7	R: 0 E: 0 K: 0 S: 11	H: 1 LOB: 1 BB: 0 P: 16	R: 0 E: 0 K: 0 S: 6	H: 0 LOB: 0 BB: 0 P: 8	R: 0 E: 0 K: 1 S: 8	H: 0 LOB: 0 BB: 0 P: 13	1B: 2 2B: 1 3B: 0 HR: 0	SF: 0 SAC: 0 DP: 2 HBP: 0	WP: 0 PB: 0 SB: 0 CS: 0
PITCHER Livan Hernandez, R (1, 1) ERA: 4.38	IP 9.0 WLS W BF 29 H 2 R 0 ER 0 SO 2 BB 1 IBB 0 HBP 0 BLK 0 WP 0 HR 0 S 73 P 112 ERA 0.00 WHIP 0.333	PITCHER										IP WLS BF H R ER SO BB IBB HBP BLK WP HR S P ERA WHIP										

AB	28
R	0
H	2
RBI	0
BB	1
SO	2
LOB	7



Batter	1	2	3	4	5	6	7	8	9	AB	R	H	RBI	BB	SO	LOB
<b>Kenny Lofton, L</b> OBP: 0.348, SLG: 0.413 (1, 8) <b>Tsuyoshi Shinjo, R</b> OBP: 0.294, SLG: 0.372 (7, 8)	1-2 F8 HBP E 1B	3-2 2-3 2B		0-1 G3-1		1-3 K				4	1	2	0	0	1	1
<b>Rich Aurilia, R</b> OBP: 0.304, SLG: 0.411 (1, 6)	3-1 E BB SF7 HBP 1-2	0-0 SF8		0-2 G6-3			3-2 G6-3			2	1	0	1	0	0	0
<b>Jeff Kent, R</b> OBP: 0.367, SLG: 0.563 (1, 4)	0-1 F8	2-1 G5-3			1-2 G5-3		3-3 K			4	0	0	0	0	1	3
<b>Barry Bonds, L</b> OBP: 0.580, SLG: 0.796 (1, 7)	4-2 SF7 E BB 1-2		3-2 G6-3		1-1 G6-3		0-0 L8			3	0	0	0	1	0	0
<b>Benito Santiago, R</b> OBP: 0.317, SLG: 0.454 (1, 2)	0-1 E5 SF7		0-3 K		1-3 K		3-2 S 1B			4	0	1	1	0	2	2
<b>J.T. Snow, L</b> OBP: 0.346, SLG: 0.366 (1, 3)	0-1 SF7		1-0 HR 1B		1-1 G4-3		3-3 K			3	1	1	1	0	1	1
<b>Reggie Sanders, R</b> OBP: 0.321, SLG: 0.456 (1, 9)	1-2 L9		0-0 HR		1-0 HR		0-3 K			4	2	2	3	0	1	3
<b>David Bell, R</b> OBP: 0.327, SLG: 0.424 (1, 5)		0-0 2B SH3-4 SF8 1B	1-1 G6-3		1-1 SH1-3 1B		0-3 K			4	1	2	0	0	1	1
<b>Livan Hernandez, R</b> OBP: 0.231, SLG: 0.328 (1, 1)		0-0 SH3-4		0-2 G5-3		0-0 SH1-3				1	0	0	0	0	0	0

Inning Stats	R: 2	H: 1	E: 1	K: 0	S: 17	LOB: 2	BB: 1	P: 26	R: 1	H: 2	E: 0	K: 0	S: 9	LOB: 1	BB: 0	P: 14	R: 2	H: 2	E: 0	K: 1	S: 11	LOB: 0	BB: 0	P: 16	R: 0	H: 0	E: 0	K: 0	S: 8	LOB: 0	BB: 0	P: 8	R: 0	H: 0	E: 0	K: 1	S: 8	LOB: 0	BB: 0	P: 11	R: 1	H: 2	E: 0	K: 1	S: 9	LOB: 1	BB: 0	P: 13	R: 0	H: 0	E: 0	K: 1	S: 7	LOB: 0	BB: 0	P: 13	R: 0	H: 1	E: 0	K: 3	S: 15	LOB: 1	BB: 0	P: 21
--------------	------	------	------	------	-------	--------	-------	-------	------	------	------	------	------	--------	-------	-------	------	------	------	------	-------	--------	-------	-------	------	------	------	------	------	--------	-------	------	------	------	------	------	------	--------	-------	-------	------	------	------	------	------	--------	-------	-------	------	------	------	------	------	--------	-------	-------	------	------	------	------	-------	--------	-------	-------

PITCHER	IP	WLS	BF	H	R	ER	SO	BB	IBB	HBP	BLK	WP	HR	S	P	ERA	WHIP
<b>Clay Condrey, R</b> ERA: 1.71 (1, 1)	5.0	L	23	5	5	4	2	1	0	0	0	0	1	53	75	7.20	1.200
<b>Kevin Walker, L</b> ERA: 5.87 (6, 1)	1.0		5	2	1	1	1	0	0	0	0	0	1	9	13	9.00	2.000
<b>Jonathan Johnson, R</b> ERA: 4.2 (7, 1)	2.0		7	1	0	0	4	0	0	0	0	0	0	22	34	0.00	0.500

**BOTTOM**

**San Diego Padres @ San Francisco Giants**  
PacBell Park, San Francisco, CA

Wed Sep 25 2002, 10:05 PM EDT  
Att: 38,001 - Overcast - 64 F

AB	29
R	6
H	8
RBI	6
BB	1
SO	7
LOB	11

WP: 0 PA: 35  
PB: 0  
SB: 1  
CS: 0



PITCHER	IP	WLS	BF	H	R	ER	SO	BB	IBB	HBP	BLK	WP	HR	S	P	ERA	WHIP
---------	----	-----	----	---	---	----	----	----	-----	-----	-----	----	----	---	---	-----	------

Batter	1	2	3	4	5	6	7	8	9	AB R H RBI BB SO LOB	TOP																
Ramón Vázquez, L OBP: 0.349, SLG: 0.368 (1, 6) (7, 4)	0-0 L8	1-0 FC3-6			0-2 F7		2-2 SH5-3 1B 2B		0-0 G3 1B	5 1 2 2 0 0 2																	
Mark Kotsay, L OBP: 0.356, SLG: 0.455 (1, 8)	1-1 HR	0-3 K			1-3 K		1-0 SH5-3		3-2 G3	4 1 1 1 0 2 3																	
Ryan Klesko, L OBP: 0.395, SLG: 0.548 (1, 3)	0-1 P6				2-3 K		2-0 1B		4-1 IBB	4 0 1 1 1 2 0																	
Phil Nevin, R OBP: 0.345, SLG: 0.415 Ray Lankford, L OBP: 0.328, SLG: 0.358 Deivi Cruz, R OBP: 0.295, SLG: 0.370 (1, 5) (7, PH) (7, 6)	4-2 BB				1-3 K		1-0 G6-3		3-3 K	2 0 0 0 1 1 0 1 0 0 0 0 1 1 1 0 0 0 0 1 2																	
Ron Gant, R OBP: 0.342, SLG: 0.495 (1, 7)	1-2 F9				0-1 L3		1-1 G1-3		0-0 G6-3	4 0 0 0 0 0 2																	
Sean Burroughs, L OBP: 0.323, SLG: 0.330 (1, 4) (7, 5)					0-0 2B		1-0 WP 1B 2B		3-2 G3	4 2 3 0 0 0 0																	
Brian Buchanan, R OBP: 0.321, SLG: 0.463 Brian Lawrence, R OBP: 0.162, SLG: 0.127 Mike Holtz, L Brandon Villafuerte, R (1, 9) (6, 1) (8, 1) (8, 1)					2-3 K		2-2 1B		0-0 G5-3	2 0 1 1 1 1 1 1 0																	
Tom Lampkin, L OBP: 0.314, SLG: 0.365 (1, 2)					2-3 K		1-0 F8		2-3 K	3 0 0 0 0 2 2																	
44 Jake Peavy, R OBP: 0.212, SLG: 0.303 Gene Kingsale, S OBP: 0.349, SLG: 0.386 (1, 1) (6, 9)					1-3 K		4-2 E 2B BB		1-2 G6-3	2 0 0 0 0 2 4 1 1 0 0 1 0 0																	
<b>Inning Stats</b>	R: 1 E: 0 K: 0 S: 13	H: 1 LOB: 1 BB: 1 P: 19	R: 1 E: 0 K: 2 S: 14	H: 1 LOB: 2 BB: 1 P: 23	R: 0 E: 0 K: 2 S: 8	H: 0 LOB: 0 BB: 0 P: 12	R: 0 E: 0 K: 3 S: 10	H: 1 LOB: 1 BB: 0 P: 15	R: 0 E: 0 K: 2 S: 9	H: 0 LOB: 0 BB: 0 P: 12	R: 1 E: 0 K: 0 S: 8	H: 2 LOB: 1 BB: 0 P: 14	R: 2 E: 1 K: 1 S: 11	H: 2 LOB: 1 BB: 1 P: 23	R: 0 E: 0 K: 1 S: 9	H: 0 LOB: 0 BB: 0 P: 14	R: 0 E: 0 K: 1 S: 11	H: 1 LOB: 2 BB: 1 P: 22	1B: 4 2B: 3 3B: 0 HR: 1	SF: 0 SAC: 1 DP: 0 HBP: 1	WP: 1 PB: 0 SB: 1 CS: 0	PA: 40					
<b>PITCHER</b>	IP WLS BF H R ER SO BB IBB HBP BLK WP HR S P ERA WHIP																										
Hideo Nomo, R ERA: 3.39 (1, 1)	6.0		28	6	5	5	9	3	0	1	0	1	1	67	106	7.50	1.500										
Jesse Orosco, L ERA: 3.0 (7, 1)	0.1		2	1	0	0	0	0	0	0	0	0	0	2	5	0.00	3.000										
Paul Shuey, R ERA: 3.31 (7, 1)	1.2	W	5	0	0	0	2	0	0	0	0	0	0	13	21	0.00	0.000										
Eric Gagne, R ERA: 2.02 (9, 1)	1.0	S	5	1	0	0	1	0	1	0	0	0	0	11	22	0.00	1.000										

San Diego Padres @ Los Angeles Dodgers  
Dodger Stadium, Los Angeles, CA

Thu Sep 26 2002, 7:10 PM PDT  
Att. 29,613 - Sunny - 64 F

AB	34
R	5
H	8
RBI	5
BB	4
SO	12
LOB	17



livebaseballscorecards.com

Batter	1	2	3	4	5	6	7	8	9
Marquis Grissom, R OBP: 0.316, SLG: 0.507 (1, 8)	1-0 G1-3		1-1 G1-3	0-1 P6		0-1 FC5-4 1B		0-0 HR	
Paul Lo Duca, R OBP: 0.329, SLG: 0.399 (1, 2)	2-1 G5-3			4-2 1B BB	2-1 G6-3	1-1 FC5-4 1B		2-2 2B 1B	
Shawn Green, L OBP: 0.385, SLG: 0.559 (1, 9)	2-2 G1-3			1-1 F7	0-0 1B 1B	0-0 FC5-4 1-2f 2-3		1-0 1B 2B	
Brian Jordan, R OBP: 0.332, SLG: 0.466 (1, 7)		0-3 K		1-0 1B E 1B	0-0 1B 1B		2-1 G5-3	2-2 FC6-4 1B 2-3 3-H	
Eric Karros, R OBP: 0.324, SLG: 0.402 Eric Gagne, R (9, 1)		1-0 F3		0-0 E 2B 1B 1-2 2-H	1-3 K		1-1 G4-3	0-2 FC6-4 1-2f	
Adrián Beltré, R OBP: 0.304, SLG: 0.431 (1, 5)		2-2 F3		0-2 E6 2B 1-2 2-H	0-1 P4		2-1 E5 FC5-4		
Mark Grudzielanek, R OBP: 0.302, SLG: 0.367 Cesar Izturis, S OBP: 0.257, SLG: 0.307 (1, 4) (9, 6)			1-1 E S FC5-2 1B	2-2 2B 1-3 2-H		3-2 P3	0-0 FC5-4 1-2f		
Alex Cora, L OBP: 0.360, SLG: 0.433 (1, 6) (9, 4)			3-3 K 1-3	4-0 IBB		0-3 K		1-0 L9	
Hideo Nomo, R OBP: 0.132, SLG: 0.143 Jesse Orosco, R (7, 1) Paul Shuey, R OBP: 0.333, SLG: 0.333 Dave Hansen, L OBP: 0.351, SLG: 0.379 (8, PH) (9, 3)			2-2 FC5-2 3-H	2-3 K		1-0 HR		0-2 L8	

Inning Stats	R: 0 E: 0 K: 0 S: 8	H: 0 LOB: 0 BB: 0 P: 13	R: 0 E: 0 K: 1 S: 8	H: 0 LOB: 0 BB: 0 P: 11	R: 0 E: 1 K: 1 S: 12	H: 1 LOB: 1 BB: 0 P: 19	R: 3 E: 1 K: 1 S: 24	H: 3 LOB: 3 BB: 2 P: 38	R: 0 E: 0 K: 1 S: 9	H: 2 LOB: 2 BB: 0 P: 12	R: 1 E: 0 K: 1 S: 13	H: 3 LOB: 2 BB: 0 P: 18	R: 0 E: 1 K: 0 S: 7	H: 0 LOB: 1 BB: 0 P: 12	R: 2 E: 0 K: 0 S: 20	H: 4 LOB: 2 BB: 0 P: 26
--------------	------------------------------	----------------------------------	------------------------------	----------------------------------	-------------------------------	----------------------------------	-------------------------------	----------------------------------	------------------------------	----------------------------------	-------------------------------	----------------------------------	------------------------------	----------------------------------	-------------------------------	----------------------------------

PITCHER	IP	WLS	BF	H	R	ER	SO	BB	IBB	HBP	BLK	WP	HR	S	P	ERA	WHIP
44 Jake Peavy, R ERA: 4.52 (1, 1)	5.2		28	8	4	3	5	1	1	0	0	0	1	71	107	4.76	1.588
Brian Lawrence, R ERA: 3.69 (6, 1)	2.0	L	10	3	2	2	0	0	0	0	0	0	1	18	27	9.00	1.500
Mike Holtz, L ERA: 5.5 (8, 1)	0.0		1	1	0	0	0	0	0	0	0	0	0	1	2	∞	∞
Brandon Villafuerte, R ERA: 1.53 (8, 1)	0.1		2	1	0	0	0	0	0	0	0	0	0	11	13	0.00	3.000

**BOTTOM**


**San Diego Padres @ Los Angeles Dodgers**  
Dodger Stadium, Los Angeles, CA

Thu Sep 26 2002, 7:10 PM PDT  
Att: 29,613 - Sunny - 64 F

AB	R	H	RBI	BB	SO	LOB
5	1	2	1	0	0	4
4	2	2	0	1	0	0
5	0	2	0	0	0	3
5	1	3	1	0	1	0
5	1	1	1	0	1	4
0	0	0	0	0	0	0
4	0	0	0	0	0	3
4	0	2	1	0	0	1
0	0	0	0	0	0	0
3	0	0	0	1	2	1
3	1	1	1	0	1	4
0	0	0	0	0	0	0
0	0	0	0	0	0	0
1	0	0	0	0	0	0

AB	39
R	6
H	13
RBI	5
BB	2
SO	5
LOB	20

WP: 0 PA: 41  
PB: 0  
SB: 1  
CS: 0



Batter	1	2	3	4	5	6	7	8	9	10	AB R H RBI BB SO LOB	TOP														
Mark Kotsay, L (1, 8) OBP: 0.357, SLG: 0.453	1-0 L9			4-1 1B BB		4-1 1-2 BB		3-3 K			2 0 0 0 2 1 0	<b>San Diego Padres @ Los Angeles Dodgers</b> Dodger Stadium, Los Angeles, CA Fri Sep 27 2002, 7:10 PM PDT Att. 45,801 - Sunny - 66 F														
Deivi Cruz, R (1, 6) OBP: 0.295, SLG: 0.369	1-0 F3			2-2 1-3 G1-6-3 1B		0-1 F8		0-0 L9		4 0 1 0 0 0 2																
Phil Nevin, R (1, 5) OBP: 0.342, SLG: 0.411	0-1 P3			1-3 K		2-0 L5		1-3 K		4 0 0 0 0 2 4																
Ryan Klesko, L (1, 3) OBP: 0.392, SLG: 0.544				3-2 G1-6-3 1-2f		0-0 F9		2-2 L4		4 0 0 0 0 1 2																
Ron Gant, R (1, 7) OBP: 0.338, SLG: 0.489				1-0 L8		1-2 G6-3		3-2 F9		4 0 0 0 0 0 0																
Brian Buchanan, R (1, 9) OBP: 0.324, SLG: 0.459 Gene Kingsale, S (10, PR) OBP: 0.349, SLG: 0.386				2-0 G6-3		0-1 G6-3		4-2 BB		2 0 0 0 2 0 0 0 0 0 0 0 0 0																
Ramón Vázquez, L (1, 4) OBP: 0.348, SLG: 0.367				3-3 K		2-1 G1-3		2-3 K		4 0 1 0 0 2 1																
Wil Nieves, R (1, 2) OBP: 0.208, SLG: 0.235 Sean Burroughs, L (10, PH) OBP: 0.322, SLG: 0.328 Jeremy Fikac, R (10, 1)				0-0 F7		0-1 F9		1-1 F9		3 0 0 0 0 0 0 1 0 0 0 0 0 2 0 0 0 0 0 0 0																
Adam Eaton, R (1, 1) OBP: 0.200, SLG: 0.111 Bubba Trammell, R (8, PH) OBP: 0.324, SLG: 0.419 Jonathan Johnson, R (8, 1) Kevin Walker, L (8, 1) Brandon Villafuerte, R (8, 1) Tom Lampkin, L (10, PH) OBP: 0.313, SLG: 0.363				1-3 K		0-0 BB 1B		3-2 P4		2 0 1 0 0 1 0 1 0 1 0 0 0 0 0 2																
<b>Inning Stats</b>	R: 0 E: 0 K: 0 S: 4	H: 0 LOB: 0 BB: 0 P: 6	R: 0 E: 0 K: 1 S: 5	H: 0 LOB: 0 BB: 0 P: 11	R: 0 E: 0 K: 2 S: 9	H: 0 LOB: 0 BB: 0 P: 13	R: 0 E: 0 K: 1 S: 12	H: 1 LOB: 1 BB: 1 P: 22	R: 0 E: 0 K: 0 S: 7	H: 0 LOB: 0 BB: 0 P: 10	R: 0 E: 0 K: 1 S: 10		H: 0 LOB: 1 BB: 1 P: 19	R: 0 E: 0 K: 1 S: 9	H: 0 LOB: 0 BB: 0 P: 16	R: 0 E: 0 K: 1 S: 8	H: 0 LOB: 0 BB: 0 P: 11	R: 0 E: 0 K: 0 S: 11	H: 1 LOB: 2 BB: 1 P: 18	1B: 3 2B: 0 3B: 0 HR: 0	SF: 0 SAC: 0 DP: 1 HBP: 0	WP: 0 PB: 0 SB: 0 CS: 0	PA: 36			
<b>PITCHER</b>	IP WLS BF H R ER SO BB IBB HBP BLK WP HR S P ERA WHIP																									
Omar Daal, L (1, 1) ERA: 3.9 Eric Gagne, R (9, 1) ERA: 1.97	8.0	W 28	H 2	R 0	ER 0	SO 6	BB 3	IBB 0	HBP 0	BLK 0	WP 0	HR 0	S 63	P 110	ERA 0.00	WHIP 0.625										

AB	32
R	0
H	3
RBI	0
BB	4
SO	7
LOB	13



BOTTOM

San Diego Padres @ Los Angeles Dodgers  
Dodger Stadium, Los Angeles, CA

Fri Sep 27 2002, 7:10 PM PDT  
Att: 45,801 - Sunny - 66 F

livebaseballscorecards.com

AB 32  
R 1  
H 5  
RBI 1  
BB 4  
SO 9  
LOB 17



WP: 0 PA: 38  
PB: 0  
SB: 1  
CS: 0

AB R H RBI BB SO LOB

4 0 0 0 1 2 4

4 1 1 1 0 2 2

4 0 0 0 0 0 3

3 0 0 0 1 1 0

4 0 0 0 0 1 3  
0 0 0 0 0 0 0

3 0 0 0 1 0 0

4 0 1 0 0 0 2

2 0 1 0 1 1 2

2 0 1 0 0 1 1

2 0 1 0 0 1 0

1B: 3 SF: 0  
2B: 1 SAC: 0  
3B: 0 DP: 1  
HR: 1 HBP: 2

Batter	1	2	3	4	5	6	7	8	9	10
Marquis Grissom, R (1, 8) OBP: 0.314, SLG: 0.501	E7 G4-6-3		K			K		G1-3 HBP BB	F7	
Paul Lo Duca, R (1, 2) OBP: 0.330, SLG: 0.403	G4-6-3 1-2f			K		K		G1-3 HBP		HR
Shawn Green, L (1, 9) OBP: 0.383, SLG: 0.556	G3			G4-3		F9		G1-3		
Brian Jordan, R (1, 7) OBP: 0.331, SLG: 0.463		G5-3					L5			
Eric Karros, R (1, 3) Eric Gagne, R (9, 1)		K			G5-3		E3 BB	F8		
Adrián Beltré, R (1, 5) OBP: 0.304, SLG: 0.429			F9		F3				F7	
Mark Grudzielanek, R (1, 4) OBP: 0.301, SLG: 0.366			L8			1B 1B 1B		F9	L8	
Alex Cora, L (1, 6) OBP: 0.366, SLG: 0.434								K	1B BB	
Omar Daal, L (1, 1) Dave Hansen, L (8, PH) OBP: 0.353, SLG: 0.381										1B

Inning Stats	R: 0	H: 0	R: 0	H: 0	R: 0	H: 0	R: 0	H: 2	R: 0	H: 1	R: 0	H: 0	R: 0	H: 0	R: 0	H: 1	R: 1	H: 1	1B: 3	SF: 0	
E: 1	LOB: 0	E: 0	LOB: 0	E: 0	LOB: 1	E: 0	LOB: 0	E: 0	LOB: 2	E: 0	LOB: 2	E: 0	LOB: 3	E: 0	LOB: 2	E: 0	LOB: 2	E: 0	LOB: 0	2B: 1	SAC: 0
K: 0	BB: 0	K: 1	BB: 0	K: 2	BB: 0	K: 2	BB: 0	K: 0	BB: 0	K: 2	BB: 0	K: 1	BB: 1	K: 1	BB: 2	K: 0	BB: 1	K: 0	BB: 0	3B: 0	DP: 1
S: 6	P: 9	S: 10	P: 14	S: 12	P: 17	S: 9	P: 13	S: 10	P: 14	S: 11	P: 15	S: 14	P: 22	S: 9	P: 23	S: 7	P: 16	S: 1	P: 1	HR: 1	HBP: 2

PITCHER	IP	WLS	BF	H	R	ER	SO	BB	IBB	HBP	BLK	WP	HR	S	P	ERA	WHIP
Adam Eaton, R (1, 1) ERA: 5.4	7.0		26	3	0	0	8	1	0	1	0	0	0	72	104	0.00	0.571
Jonathan Johnson, R (8, 1) ERA: 4.11	0.1		3	0	0	1	1	0	1	0	0	0	0	4	12	0.00	3.000
Kevin Walker, L (8, 1) ERA: 5.63	0.1		2	0	0	0	0	1	0	0	0	0	0	3	8	0.00	0.000
Brandon Villafuerte, R (8, 1) ERA: 1.47	1.1		6	1	0	0	1	0	0	0	0	0	0	9	19	0.00	1.500
Jeremy Fikac, R (10, 1) ERA: 5.48	0.0	L	1	1	1	1	0	0	0	0	0	0	1	1	1	∞	∞

Batter	1	2	3	4	5	6	7	8	9	AB R H RBI BB SO LOB	TOP											
Ramón Vázquez, L (1, 4) OBP: 0.345, SLG: 0.363	0-3 		2-1 		0-0 			1-0 	1-3 	5 0 0 0 0 2 4												
Mark Kotsay, L (1, 8) OBP: 0.360, SLG: 0.454 Julius Matos, R (7, 9) OBP: 0.279, SLG: 0.286	4-1 			1-1 		4-2 		3-2 		1 1 1 0 2 0 0 1 0 1 0 0 0 0												
Ryan Klesko, L (1, 3) OBP: 0.390, SLG: 0.541 Jeremy Fikac, R (6, 1)	3-1 			0-1 		1-1 		2-0 		3 0 0 0 0 0 3 0 0 0 0 0 0 0 1 0 0 0 0 0 1 0 0 0 0 0 0 0 0 0 0 0 0 0 0												
Bubba Trammell, R (8, PH) OBP: 0.333, SLG: 0.416 Jason Shiell, R (8, 1) Mike Holtz, L (8, 1)																						
Sean Burroughs, L (1, 5) OBP: 0.320, SLG: 0.326	1-0 	1-0 		2-1 		2-1 		0-1 		4 0 1 0 0 0 2												
Gene Kingsale, S (1, 7) OBP: 0.351, SLG: 0.385			4-2 		2-1 		0-0 	2-2 		3 0 1 1 1 0 3												
Brian Buchanan, R (1, 9) OBP: 0.322, SLG: 0.469			3-2 			0-0 	3-H 2-2 		1-0 	4 1 1 1 0 0 1												
Deivi Cruz, R (1, 6) OBP: 0.296, SLG: 0.369			1-3 			1-0 		0-0 	0-1 	3 0 1 0 0 1 0												
Tom Lampkin, L (1, 2) OBP: 0.313, SLG: 0.367 Wil Nieves, R (7, 2) OBP: 0.219, SLG: 0.246			2-3 			2-1 		3-2 	2-2 	3 0 1 0 0 1 0 1 0 1 0 0 0 0												
Dennis Tankersley, R (1, 1) OBP: 0.308, SLG: 0.615 29 Kory DeHaan, L (3, PH) OBP: 0.100, SLG: 0.100 Mike Bynum, L (3, 1) Ray Lankford, L (5, PH) OBP: 0.326, SLG: 0.356 Doug Nickle, R (5, 1) Cesar Crespo, S (6, 9) OBP: 0.250, SLG: 0.241 (7, 7)			0-1 		0-1 			2-3 	2-1 	0 0 0 0 0 0 0 1 0 0 0 0 0 0 0 0 0 0 0 0 0 1 0 0 0 0 0 2 0 0 0 0 0 0 0 2 0 0 0 0 0 1 2												
<b>Inning Stats</b>	R: 0 E: 0 K: 1 S: 7	H: 0 LOB: 0 BB: 1 P: 14	R: 1 E: 0 K: 1 S: 11	H: 1 LOB: 0 BB: 1 P: 20	R: 0 E: 0 K: 1 S: 7	H: 0 LOB: 0 BB: 0 P: 11	R: 0 E: 0 K: 0 S: 8	H: 1 LOB: 1 BB: 0 P: 13	R: 0 E: 0 K: 0 S: 6	H: 1 LOB: 2 BB: 0 P: 9	R: 1 E: 0 K: 0 S: 11	H: 1 LOB: 1 BB: 1 P: 20	R: 0 E: 0 K: 1 S: 15	H: 0 LOB: 0 BB: 0 P: 20	R: 0 E: 0 K: 0 S: 13	H: 2 LOB: 2 BB: 0 P: 21	R: 0 E: 0 K: 1 S: 11	H: 2 LOB: 2 BB: 0 P: 17	1B: 6 2B: 1 3B: 0 HR: 1	SF: 0 SAC: 0 DP: 0 HBP: 1	WP: 1 PB: 0 SB: 0 CS: 2	PA: 38
<b>PITCHER</b>	IP WLS BF H R ER SO BB IBB HBP BLK WP HR S P ERA WHIP																					
Kevin Beirer, R (1, 1) ERA: 3.41	5.2 W 23 4 2 2 3 3 0 1 0 1 1 47 82 3.18 1.235																					
Guillermo Mota, R (6, 1) ERA: 4.3	1.1 4 0 0 0 1 0 0 0 0 0 0 0 18 25 0.00 0.000																					
Jeff Williams, L (8, 1) ERA: 11.7	1.0 5 2 0 0 0 0 0 0 0 0 0 0 13 21 0.00 2.000																					
Paul Quantrill, R (9, 1) ERA: 2.7	1.0 5 2 0 0 1 0 0 0 0 0 0 0 11 17 0.00 2.000																					

San Diego Padres @ Los Angeles Dodgers  
 Dodger Stadium, Los Angeles, CA  
 Sat Sep 28 2002, 1:10 PM PDT  
 Att. 33,664 - Cloudy - 69 F

AB	33
R	2
H	8
RBI	2
BB	3
SO	5
LOB	18





BOTTOM

San Diego Padres @ Los Angeles Dodgers  
Dodger Stadium, Los Angeles, CA

livebaseballscores.com

AB	40
R	14
H	18
RBI	14
BB	10
SO	3
LOB	28



WP	1	PA	53
PB	0		
SB	0		
CS	0		

ERA	0.00	WHIP	0.000
-----	------	------	-------

Sat Sep 28 2002, 1:10 PM PDT  
Att. 33,664 - Cloudy - 69 F

AB	R	H	RBI	BB	SO	LOB
4	2	3	1	1	0	0
1	0	0	0	0	0	1
4	2	1	2	1	0	5
1	0	0	0	0	0	0
5	3	3	3	0	1	2
0	1	0	0	1	0	0
4	1	4	3	1	0	0
1	1	1	0	0	0	0
3	0	1	2	1	0	4
0	0	0	0	1	0	0
4	0	0	0	1	1	8
1	0	1	1	0	0	0
3	0	0	0	1	0	2
1	0	1	1	0	0	0
2	2	1	1	2	0	0
2	0	0	0	0	1	3
2	1	1	0	0	0	2
1	1	1	0	0	0	0
1	0	0	0	0	0	1
0	0	0	0	0	0	0
0	0	0	0	0	0	0
1B:	14	SF:	2			
2B:	3	SAC:	1			
3B:	1	DP:	0			
HR:	0	HBP:	0			

Batter	1	2	3	4	5	6	7	8	9
Marquis Grissom, R OBP: 0.321, SLG: 0.510 Wilkin Ruan, R OBP: 0.429, SLG: 0.571 (1, 8) (7, PH) (8, 8)	1-0 G6-3 BB	4-1 FC6-4 BB	2-0 1B 3B		1-1 F8 1B	0-0 2B 1B	3-2 F8		
Paul Lo Duca, R OBP: 0.330, SLG: 0.402 Chad Kreuter, S OBP: 0.333, SLG: 0.379 (1, 2) (7, 2)	4-0 E 1B BB	1-1 FC6-4 1B 1B	1-1 1B		1-1 F8 1B	1-2 FC4 2B 1B		1-0 G4-3	
Shawn Green, L OBP: 0.385, SLG: 0.558 Luke Allen, L OBP: 0.600, SLG: 0.667 (1, 9) (7, 9)	0-0 E9 1B SF7 1B	3-2 1B 1B	3-3 K		0-0 FC4-6 1B 1B	1-1 2B		4-2 BB 1B BB	
Brian Jordan, R OBP: 0.338, SLG: 0.469 Jolbert Cabrera, R OBP: 0.213, SLG: 0.163 (1, 7) (6, PR) (7, 7)	2-2 SF7 1B	0-0 1B		1-1 G6-3 1B 2B	1-0 1B 1B	4-1 BB		2-1 1B BB SF9 1B	
Eric Karros, R OBP: 0.323, SLG: 0.399 Mike Kinkade, R OBP: 0.482, SLG: 0.617 (1, 3) (7, 3)	SF7 1B			0-2 F9	1-0 1B	3-2 P6		4-1 1B BB	
Adrián Beltré, R OBP: 0.303, SLG: 0.426 Dave Hansen, L OBP: 0.358, SLG: 0.387 (1, 5) (7, 5)	4-1 BB	1-3 K		0-2 G6-3 2B	2-2 G1-3	2-2 F8		1-1 1B	
Mark Grudzielanek, R OBP: 0.301, SLG: 0.364 Joe Thurston, L OBP: 0.222, SLG: 0.375 (1, 4) (7, PH) (8, 4)	1-1 F8		1-1 G5-3	4-0 1B IBB		1-1 G5-3	3-2 2B	2-2 SF9	
Alex Cora, L OBP: 0.371, SLG: 0.434 Cesar Izturis, S OBP: 0.256, SLG: 0.306 (1, 6) (7, 6)		4-1 FC6-4 SH3 1B BB	2-1 G3	2-1 1B		4-0 1B 1B FC4 BB	1-3 K	1-2 G3-1	
Kevin Beime, L OBP: 0.400, SLG: 0.400 Guillermo Mota, R OBP: 0.250, SLG: 0.250 Chin-Feng Chen, R OBP: 0.500, SLG: 0.500 Paul Quantrill, L OBP: 0.333, SLG: 0.333 (1, 1) (6, 1) (7, PH) (8, 1) (9, 1)		0-1 SH3	0-0 WP 3B 1B	1-0 F7		2-2 FC4 1B 2B 1B	1-1 F8		

Inning Stats	R: 2 E: 1 K: 0 S: 9	H: 2 LOB: 2 BB: 21	R: 3 E: 0 K: 1 S: 19	H: 2 LOB: 2 BB: 3 P: 36	R: 2 E: 0 K: 1 S: 11	H: 3 LOB: 1 BB: 0 P: 20	R: 1 E: 0 K: 0 S: 12	H: 2 LOB: 2 BB: 1 P: 20	R: 1 E: 0 K: 0 S: 13	H: 3 LOB: 2 BB: 0 P: 19	R: 3 E: 1 K: 0 S: 18	H: 3 LOB: 3 BB: 2 P: 36	R: 0 E: 0 K: 1 S: 15	H: 1 LOB: 1 BB: 0 P: 23	R: 2 E: 0 K: 0 S: 14	H: 2 LOB: 2 BB: 2 P: 29
--------------	------------------------------	--------------------------	-------------------------------	----------------------------------	-------------------------------	----------------------------------	-------------------------------	----------------------------------	-------------------------------	----------------------------------	-------------------------------	----------------------------------	-------------------------------	----------------------------------	-------------------------------	----------------------------------

PITCHER	IP	WLS	BF	H	R	ER	SO	BB	IBB	HBP	BLK	WP	HR	S	P	ERA	WHIP
Dennis Tankersley, R ERA: 8.06 (1, 1)	2.0	L	15	4	5	5	1	5	0	0	0	0	0	28	57	22.50	4.500
Mike Bynum, L ERA: 5.27 (3, 1)	2.0		12	5	3	3	1	0	1	0	0	1	0	23	40	13.50	2.500
Doug Nickle, R ERA: 7.88 (5, 1)	1.1		13	6	4	3	0	2	0	0	0	0	0	25	44	20.25	6.000
Jeremy Fikac, R ERA: 5.35 (6, 1)	1.2		6	1	0	0	1	0	0	0	0	0	0	21	34	0.00	0.600
Jason Shiell, R ERA: 27.0 (8, 1)	0.1		5	2	2	2	0	2	0	0	0	0	0	8	20	54.00	12.000
PITCHER	IP	WLS	BF	H	R	ER	SO	BB	IBB	HBP	BLK	WP	HR	S	P	ERA	WHIP
Mike Holtz, L ERA: 5.4 (8, 1)	0.2		2	0	0	0	0	0	0	0	0	0	0	6	9	0.00	0.000

Batter	1	2	3	4	5	6	7	8	9	AB	R	H	RBI	BB	SO	LOB	TOP				
<b>Mark Kotsay, L</b> (1, 8) <small>OBP: 0.359, SLG: 0.452</small> <b>Ramón Vázquez, L</b> (6, 4) <small>OBP: 0.344, SLG: 0.362</small>	0-3 <b>K</b>		2-2 <b>F7</b>			0-0 <b>P6</b>		1-2 <b>G5-3</b>		3	0	0	0	0	1	0					
<b>Deivi Cruz, R</b> (1, 6) <small>OBP: 0.294, SLG: 0.366</small>	3-3 <b>K</b>		3-1 <b>F9</b>			2-0 <b>F9</b>		0-0 <b>G6-3</b>		4	0	0	0	0	1	0					
<b>Ryan Klesko, L</b> (1, 3) <small>OBP: 0.388, SLG: 0.537</small>	1-3 <b>K</b>		2-1 <b>P3</b>			2-3 <b>K</b>		1-3 <b>K</b>		4	0	0	0	0	3	0					
<b>Phil Nevin, R</b> (1, 5) <small>OBP: 0.344, SLG: 0.413</small> <b>29 Kory DeHaan, L</b> (7, PR) <small>OBP: 0.091, SLG: 0.091</small> (7, 7)		1-0 <b>FC4-6</b> <b>1B</b>		1-2 <b>G5-3</b>		2-2 <b>1B</b> <b>G4-6-3</b> <b>1B</b>		1-2 <b>G6-3</b>		3	0	2	0	0	0	0					
<b>Brian Buchanan, R</b> (1, 9) <small>OBP: 0.322, SLG: 0.467</small> <b>Julius Matos, R</b> (7, PR) <small>OBP: 0.279, SLG: 0.286</small> (7, 5)		1-1 <b>FC4-6</b> <b>F9</b> <b>1B</b>		0-0 <b>G1-3</b>		2-2 <b>G4-6-3</b> <b>1B</b>		1-3 <b>G4-6-3</b> <b>1B</b>		3	1	1	0	0	0	1					
<b>Bubba Trammell, R</b> (1, 7) <small>OBP: 0.333, SLG: 0.414</small> (7, 9)		4-1 <b>1B</b> <b>BB</b>		2-2 <b>P5</b>		0-0 <b>G4-6-3</b>		0-0 <b>G4-6-3</b>		2	0	0	0	1	0	1					
<b>Sean Burroughs, L</b> (1, 4) <small>OBP: 0.317, SLG: 0.323</small> <b>Gene Kingsale, S</b> (6, 8) <small>OBP: 0.350, SLG: 0.384</small>		0-0 <b>F9</b>		1-0 <b>F7</b>		1-1 <b>F7</b>		1-1 <b>F7</b>		2	0	0	0	0	0	2					
<b>Wil Nieves, R</b> (1, 2) <small>OBP: 0.224, SLG: 0.250</small>		0-0 <b>1B</b>		0-2 <b>L9</b>		0-0 <b>F8</b>		0-0 <b>F8</b>		3	0	1	1	0	0	0					
<b>Oliver Pérez, L</b> (1, 1) <small>OBP: 0.133, SLG: 0.133</small> <b>Clay Condrey, R</b> (8, 1) <b>Brandon Villafuerte, R</b> (8, 1)		0-3 <b>K2-3</b>		0-2 <b>F8</b>		0-3 <b>K</b>				3	0	0	0	0	2	2					
<b>Inning Stats</b>	R: 0 E: 0 K: 3 S: 9	H: 0 LOB: 0 BB: 0 P: 13	R: 1 E: 0 K: 1 S: 9	H: 2 LOB: 2 BB: 1 P: 15	R: 0 E: 0 K: 0 S: 7	H: 0 LOB: 0 BB: 0 P: 14	R: 0 E: 0 K: 0 S: 7	H: 0 LOB: 0 BB: 0 P: 10	R: 0 E: 0 K: 1 S: 7	H: 0 LOB: 0 BB: 0 P: 11	R: 1 E: 0 K: 0 S: 9	H: 2 LOB: 1 BB: 0 P: 14	R: 0 E: 0 K: 1 S: 8	H: 0 LOB: 0 BB: 0 P: 9	R: 0 E: 0 K: 1 S: 8	H: 0 LOB: 0 BB: 0 P: 10	1B: 4 2B: 0 3B: 0 HR: 0	SF: 0 SAC: 0 DP: 1 HBP: 0	WP: 0 PB: 0 SB: 0 CS: 0	PA: 31	
<b>PITCHER</b>	IP WLS BF H R ER SO BB IBB HBP BLK WP HR S P ERA WHIP	IP WLS BF H R ER SO BB IBB HBP BLK WP HR S P ERA WHIP	IP WLS BF H R ER SO BB IBB HBP BLK WP HR S P ERA WHIP	IP WLS BF H R ER SO BB IBB HBP BLK WP HR S P ERA WHIP	IP WLS BF H R ER SO BB IBB HBP BLK WP HR S P ERA WHIP	IP WLS BF H R ER SO BB IBB HBP BLK WP HR S P ERA WHIP	IP WLS BF H R ER SO BB IBB HBP BLK WP HR S P ERA WHIP	IP WLS BF H R ER SO BB IBB HBP BLK WP HR S P ERA WHIP	IP WLS BF H R ER SO BB IBB HBP BLK WP HR S P ERA WHIP	IP WLS BF H R ER SO BB IBB HBP BLK WP HR S P ERA WHIP	IP WLS BF H R ER SO BB IBB HBP BLK WP HR S P ERA WHIP	IP WLS BF H R ER SO BB IBB HBP BLK WP HR S P ERA WHIP	IP WLS BF H R ER SO BB IBB HBP BLK WP HR S P ERA WHIP	IP WLS BF H R ER SO BB IBB HBP BLK WP HR S P ERA WHIP	IP WLS BF H R ER SO BB IBB HBP BLK WP HR S P ERA WHIP	IP WLS BF H R ER SO BB IBB HBP BLK WP HR S P ERA WHIP	IP WLS BF H R ER SO BB IBB HBP BLK WP HR S P ERA WHIP	IP WLS BF H R ER SO BB IBB HBP BLK WP HR S P ERA WHIP	IP WLS BF H R ER SO BB IBB HBP BLK WP HR S P ERA WHIP	IP WLS BF H R ER SO BB IBB HBP BLK WP HR S P ERA WHIP	
<b>57 Victor Alvarez, L</b> (1, 1) <small>ERA: 4.35</small> <b>Guillermo Mota, R</b> (8, 1) <small>ERA: 4.15</small>	7.0 L 25 4 2 2 5 1 0 0 0 0 0 0 56 86 2.57 0.714	2.0 L 6 0 0 0 2 0 0 0 0 0 0 0 16 19 0.00 0.000																			

San Diego Padres @ Los Angeles Dodgers  
 Dodger Stadium, Los Angeles, CA  
 Sun Sep 29 2002, 1:10 PM PDT  
 Att. 49,168 - Sunny - 71 F

AB	30
R	2
H	4
RBI	1
BB	1
SO	7
LOB	7



Batter	1	2	3	4	5	6	7	8	9	AB	R	H	RBI	BB	SO	LOB
--------	---	---	---	---	---	---	---	---	---	----	---	---	-----	----	----	-----

<b>Wilkin Ruan, R</b> (1, 8) <small>OBP: 0.273, SLG: 0.364</small> <b>Dave Hansen, L</b> (9, PH) <small>OBP: 0.363, SLG: 0.392</small>	1-1  P2		0-2  G5-3		1-1  F9			0-0  G6-3	2-1  1B	4	0	0	0	0	0	0
<b>Joe Thurston, L</b> (1, 4) <small>OBP: 0.429, SLG: 0.538</small>	2-1  HBP 1B		2-2  F9  E 1B		2-2  FC6-4 1B			1-0  BB 1B	0-0  G3	5	0	4	0	0	0	2
<b>Mike Kinkade, R</b> (1, 3) <small>OBP: 0.483, SLG: 0.600</small>	1-0  HBP 1-2		2-0  E6 1-2		2-0  FC6-4 1-2			3-2  BB 1-2		3	0	1	0	0	0	2
<b>Chin-Feng Chen, R</b> (1, 7)	0-3  K		0-1  F9 2-3		3-3  K			1-3  K		4	0	0	0	0	3	6
<b>David Ross, R</b> (1, 2) <small>OBP: 0.385, SLG: 0.600</small>	1-2  L8		0-3  K		1-0  P4			4-2  FC6-4 1-2 2-3		3	0	0	0	1	1	4
<b>Jolbert Cabrera, R</b> (1, 5) <small>OBP: 0.215, SLG: 0.167</small>		1-2  1B		2-1  P5		1-1  G5-3		1-2  FC6-4 1-2		4	0	1	0	0	0	3
<b>Cesar Izturis, S</b> (1, 6) <small>OBP: 0.253, SLG: 0.303</small>		1-2  L6		1-2  G5-3			0-0  F8		1-1  G3	4	0	0	0	0	0	1
<b>Luke Allen, L</b> (1, 9) <small>OBP: 0.333, SLG: 0.286</small>		0-3  K		3-3  K			2-1  F7		0-0  G4-3	4	0	0	0	0	2	1
<b>57 Victor Alvarez, L</b> (1, 1) <b>Paul Lo Duca, R</b> (7, PH) <small>OBP: 0.330, SLG: 0.402</small> <b>Guillermo Mota, R</b> (8, 1) <small>OBP: 0.250, SLG: 0.250</small> <b>Shawn Green, L</b> (9, PH) <small>OBP: 0.385, SLG: 0.558</small>		0-3  K		0-3  K			1-0  G6-3		2-1  1B	2	0	0	0	0	2	1

Inning Stats	R: 0	H: 1	E: 0	LOB: 2	K: 1	S: 10	R: 0	H: 1	E: 0	LOB: 1	K: 2	S: 13	R: 0	H: 1	E: 1	LOB: 2	K: 1	S: 12	R: 0	H: 0	E: 0	LOB: 0	K: 1	S: 8	R: 0	H: 1	E: 0	LOB: 1	K: 1	S: 9	R: 0	H: 0	E: 0	LOB: 0	K: 1	S: 6	R: 0	H: 0	E: 0	LOB: 0	K: 0	S: 4	R: 0	H: 2	E: 0	LOB: 3	K: 1	S: 13	R: 0	H: 2	E: 0	LOB: 2	K: 0	S: 8	1B: 8	2B: 0	3B: 0	HR: 0	SF: 0	SAC: 0	DP: 0	HBP: 1	WP: 0	PA: 38
--------------	------	------	------	--------	------	-------	------	------	------	--------	------	-------	------	------	------	--------	------	-------	------	------	------	--------	------	------	------	------	------	--------	------	------	------	------	------	--------	------	------	------	------	------	--------	------	------	------	------	------	--------	------	-------	------	------	------	--------	------	------	-------	-------	-------	-------	-------	--------	-------	--------	-------	--------

PITCHER	IP	WLS	BF	H	R	ER	SO	BB	IBB	HBP	BLK	WP	HR	S	P	ERA	WHIP
<b>Oliver Pérez, L</b> (1, 1) <small>ERA: 3.5</small>	7.1	W	30	6	0	0	7	0	0	0	0	0	0	67	101	0.00	0.818
<b>Clay Condrey, R</b> (8, 1) <small>ERA: 1.69</small>	0.1	H	2	0	0	0	1	1	0	0	0	0	0	5	10	0.00	3.000
<b>Brandon Villafuerte, R</b> (8, 1) <small>ERA: 1.41</small>	1.1	S	6	2	0	0	0	0	0	0	0	0	0	11	17	0.00	1.500

**BOTTOM**

**San Diego Padres @ Los Angeles Dodgers**  
 Dodger Stadium, Los Angeles, CA  
 Sun Sep 29 2002, 1:10 PM PDT  
 Att: 49,168 - Sunny - 71 F

livebaseballscorecards.com

AB	36
R	0
H	8
RBI	0
BB	1
SO	8
LOB	20

