

# San Diego Padres - 2002

Batter	1	2	3	4	5	6	7	8	9	AB	R	H	RBI	BB	SO	LOB	TOP			
D'Angelo Jimenez, S OBP: 0.250, SLG: 0.250	1-2 G6-3		3-2 1B		2-2 FC5-4			1-3 K		4	0	1	0	0	1	2				
Mark Kotsay, L	3-2 G3-1		0-3 K			0-3 K		1-2 G4-3		4	0	0	0	0	2	1				
Ron Gant, R	3-3 K			1-2 G5-3		0-1 G6-3			3-2 F8	4	0	0	0	0	1	0				
Phil Nevin, R OBP: 0.500, SLG: 0.750		1-1 G3 2B		0-0 G6-3		0-1 G6-3 1B			1-1 6-3	4	0	2	0	0	0	0				
Bubba Trammell, R OBP: 0.250, SLG: 0.250		0-1 G6-3		1-1 G5-3		2-3 K			0-2 1B	4	0	1	0	0	1	2				
Deivi Cruz, R		1-2 G3			1-2 G6-3		1-1 G5-3		1-3 K	4	0	0	0	0	1	2				
Wiki Gonzalez, R OBP: 0.667, SLG: 0.500		2-3 K			4-1 1B BB		0-1 G1-6-3 1B			2	0	1	0	1	1	1				
Ramón Vázquez, L OBP: 0.333, SLG: 0.333			2-2 G3		2-1 FC5-4 1B		0-1 G1-6-3			3	0	1	0	0	0	1				
Kevin Jarvis, L			0-3 K		0-0 F7		1-1 G5-3			2	0	0	0	0	1	2				
Trenidad Hubbard, R										1	0	0	0	0	0	0				
Jose Nunez, L										0	0	0	0	0	0	0				
<b>Inning Stats</b>	R: 0 H: 0 E: 0 K: 1 S: 10	H: 0 LOB: 0 BB: 0 P: 17	R: 0 H: 1 E: 0 K: 1 S: 12	LOB: 1 BB: 0 P: 17	R: 0 H: 1 E: 0 K: 2 S: 14	LOB: 1 BB: 0 P: 19	R: 0 H: 0 E: 0 K: 0 S: 6	H: 0 LOB: 0 BB: 0 P: 8	R: 0 H: 1 E: 0 K: 0 S: 10	LOB: 2 BB: 1 P: 19	R: 0 H: 1 E: 0 K: 0 S: 11	H: 1 LOB: 0 BB: 0 P: 13	R: 0 H: 1 E: 0 K: 0 S: 9	H: 0 LOB: 0 BB: 0 P: 12	R: 0 H: 1 E: 0 K: 1 S: 13	LOB: 1 BB: 0 P: 18	1B: 5 2B: 1 3B: 0 HR: 0	SF: 0 SAC: 0 DP: 1 HBP: 0	WP: 0 PB: 0 SB: 0 CS: 0	PA: 33
<b>PITCHER</b> Randy Johnson, L ERA:	IP: 9.0 WLS: W BF: 33 H: 6 R: 0 ER: 0 SO: 8 BB: 1 IBB: 0 HBP: 0 BLK: 0 WP: 0 HR: 0 S: 91 P: 130 ERA: 0.00 WHIP: 0.778															<b>PITCHER</b>				

San Diego Padres @ Arizona Diamondbacks  
Bank One Ballpark, Phoenix, AZ  
Mon Apr 01 2002, 3:05 PM EST  
Att: 47,025 - Sunny - 90 F

livebaseballscorecards.com

AB 32  
R 0  
H 6  
RBI 0  
BB 1  
SO 8  
LOB 11



Batter	1	2	3	4	5	6	7	8	9	AB	R	H	RBI	BB	SO	LOB	BOTTOM	
Tony Womack, L OBP: 0.750, SLG: 0.667	0-1 1B		2-1 2B 1B			2-1 L8		4-2 FC5-4 BB		3	1	2	0	1	0	0		
Danny Bautista, R OBP: 0.500, SLG: 0.750	0-0 1B		0-0 1H 2B			2-2 F9		1-0 FC5-4		4	0	2	1	0	0	1		
Luis Gonzalez, L	0-1 G4-3		2-3 K			3-2 F7				3	0	0	0	0	1	2		
Mark Grace, L OBP: 0.333, SLG: 1.333	0-0 L8			1-1 F7		0-0 HR				3	1	1	1	0	0	1		
Damian Miller, R		1-3 K		0-2 G6-3		1-2 F7				3	0	0	0	0	1	0		
Steve Finley, L		2-3 K		2-2 F8		1-0 G4-3				3	0	0	0	0	1	0		
Junior Spivey, R		1-1 F5			2-1 G5-3		3-2 F7			3	0	0	0	0	0	0		
Craig Counsell, L			2-2 G3		0-2 G6-3		2-1 P3			3	0	0	0	0	0	0		
Randy Johnson, R			2-3 K		2-0 G4-1		1-0 G5-3			3	0	0	0	0	1	0		
<b>Inning Stats</b>	R: 0 H: 2 E: 0 K: 0 S: 6	H: 0 LOB: 0 BB: 0 P: 6	R: 0 H: 0 E: 0 K: 2 S: 8	LOB: 0 BB: 0 P: 12	R: 1 H: 2 E: 0 K: 2 S: 12	LOB: 1 BB: 0 P: 20	R: 0 H: 0 E: 0 K: 0 S: 9	H: 0 LOB: 0 BB: 0 P: 12	R: 0 H: 0 E: 0 K: 0 S: 8	H: 0 LOB: 0 BB: 0 P: 15	R: 1 H: 1 E: 0 K: 0 S: 9	H: 1 LOB: 0 BB: 0 P: 14	R: 0 H: 0 E: 0 K: 0 S: 7	H: 0 LOB: 1 BB: 1 P: 15	1B: 3 2B: 1 3B: 0 HR: 1	SF: 0 SAC: 0 DP: 0 HBP: 0	WP: 0 PB: 0 SB: 0 CS: 0	PA: 29
<b>PITCHER</b> Kevin Jarvis, R ERA: 2.57 Jose Nunez, L ERA:	IP: 7.0 WLS: L BF: 25 H: 5 R: 2 ER: 2 SO: 4 BB: 0 IBB: 0 HBP: 0 BLK: 0 WP: 0 HR: 1 S: 58 P: 89 ERA: 2.57 WHIP: 0.714															<b>PITCHER</b>		

San Diego Padres @ Arizona Diamondbacks  
Bank One Ballpark, Phoenix, AZ  
Mon Apr 01 2002, 3:05 PM EST  
Att: 47,025 - Sunny - 90 F

livebaseballscorecards.com

AB 28  
R 2  
H 5  
RBI 2  
BB 1  
SO 4  
LOB 4





Batter	1	2	3	4	5	6	7	8	9	AB	R	H	RBI	BB	SO	LOB	TOP				
D'Angelo Jimenez, S OBP: 0.250, SLG: 0.250	1-3 K		3-3 K			1-0 F8		3-1 1B		4	0	1	0	0	2	1	<b>San Diego Padres @ Arizona Diamondbacks</b> Bank One Ballpark, Phoenix, AZ Tue Apr 02 2002, 8:35 PM EST Att: 48,042 - Sunny - 84 F <a href="http://livebaseballscorecards.com">livebaseballscorecards.com</a>				
Mark Kotsay, L OBP: 0.143, SLG: 0.429 Trenidad Hubbard, R	0-1 3B		0-3 K			0-1 G3		2-1 G4-3		3	0	1	0	0	1	1					
Ray Lankford, L OBP: 0.250, SLG: 0.250	3-3 K			1-3 K			0-0 1B		2-1 G5-3	4	0	1	0	0	2	1					
Phil Nevin, R OBP: 0.500, SLG: 0.667 Mark Sweeney, L	1-0 F8			1-2 1B			1-3 K		2-3 K	2	0	1	0	0	0	1					
Bubba Trammell, R OBP: 0.250, SLG: 0.250		2-1 P4		0-0 1B			0-2 1B		0-1 1B	4	0	1	0	0	0	2					
Sean Burroughs, L OBP: 0.667, SLG: 0.667 Alan Embree, L Jeremy Fikac, R Deivi Cruz, R OBP: 0.200, SLG: 0.200		1-3 K			0-1 1B		1-1 1B		0-1 1B	3	0	2	0	0	0	1					
Wiki Gonzalez, R OBP: 0.400, SLG: 0.250 Steve Reed, R Ron Gant, R		1-3 K			0-2 1B		2-2 F8		2-3 K	2	0	0	0	0	1	1					
Ramón Vázquez, L OBP: 0.333, SLG: 0.500			0-1 2B		0-1 L6			2-3 K		3	0	1	0	0	1	0					
Brian Tolberg, R Jason Boyd, R Tom Lampkin, L			0-3 K			0-0 F7		0-1 F9		1	0	0	0	0	1	1					
<b>Inning Stats</b>	R: 0 E: 0 K: 2 S: 11	H: 1 LOB: 1 BB: 0 P: 16	R: 0 E: 0 K: 2 S: 8	H: 0 LOB: 0 BB: 0 P: 12	R: 0 E: 0 K: 3 S: 11	H: 1 LOB: 1 BB: 0 P: 14	R: 0 E: 0 K: 1 S: 7	H: 1 LOB: 0 BB: 0 P: 9	R: 0 E: 0 K: 0 S: 4	H: 0 LOB: 0 BB: 0 P: 7	R: 0 E: 0 K: 0 S: 12	H: 2 LOB: 2 BB: 0 P: 16	R: 0 E: 0 K: 1 S: 9	H: 1 LOB: 1 BB: 0 P: 16	R: 0 E: 0 K: 2 S: 12	H: 2 LOB: 2 BB: 0 P: 18		1B: 7 2B: 1 3B: 1 HR: 0	SF: 0 SAC: 0 DP: 2 HBP: 0	WP: 0 PB: 0 SB: 0 CS: 0	PA: 34
<b>PITCHER</b>	IP WLS BF H R ER SO BB IBB HBP BLK WP HR S P ERA WHIP	7.0 W 25 6 0 0 9 0 0 0 0 0 0 60 79 0.00 0.857	1.0 4 1 0 0 1 0 0 0 0 0 0 0 9 16 0.00 1.000	1.0 5 2 0 0 2 0 0 0 0 0 0 0 12 18 0.00 2.000	<b>PITCHER</b>																

Batter	1	2	3	4	5	6	7	8	9	AB	R	H	RBI	BB	SO	LOB	BOTTOM					
Tony Womack, L OBP: 0.444, SLG: 0.500	2-2 1B		1-1 SF8			0-1 G3-1		1-3 K2-3		3	0	1	2	0	1	3	<b>San Diego Padres @ Arizona Diamondbacks</b> Bank One Ballpark, Phoenix, AZ Tue Apr 02 2002, 8:35 PM EST Att: 48,042 - Sunny - 84 F <a href="http://livebaseballscorecards.com">livebaseballscorecards.com</a>					
Danny Bautista, R OBP: 0.625, SLG: 0.714 Jose Guillen, R	1-0 F8		3-4 1B			1-1 G3		0-3 K		3	0	2	1	1	0	1						
Luis Gonzalez, L OBP: 0.143, SLG: 0.143 David Dellucci, L	3-2 1B		0-1 FC6-4		0-2 F8		0-0 G3		1-1 F9	4	1	1	1	0	0	4						
Mark Grace, L OBP: 0.286, SLG: 0.667 Chris Donnels, L	1-0 P6		4-1 HR		2-1 F7		3-1 G3		0-0 G6-3	3	1	0	0	1	0	4						
Damian Miller, R OBP: 0.143, SLG: 0.571 Quinton McCracken, S	2-1 FC6-4		3-0 HR		2-2 F8		2-3 K			4	1	1	4	0	1	4						
Steve Finley, L OBP: 0.143, SLG: 0.571 Mike Myers, L Byung-Hyun Kim, R		2-1 HR		0-2 G4-1			0-3 K			4	1	1	1	0	1	0						
Junior Spivey, R OBP: 0.571, SLG: 0.667		1-1 1B		4-1 SH1-4		0-0 2B		1-2 1B		3	2	3	0	1	0	0						
Craig Counsell, L OBP: 0.333, SLG: 0.333 Danny Klassen, R		2-2 1B		1-1 SH1-4		3-3 K		0-3 K		3	2	2	0	0	1	1						
Curt Schilling, R OBP: 0.500, SLG: 0.500 Rod Barajas, R OBP: 1.000, SLG: 1.000		0-0 1B		0-2 SH1-4		0-3 K		1-1 1B		2	1	1	0	0	1	1						
<b>Inning Stats</b>	R: 0 E: 0 K: 0 S: 10	H: 2 LOB: 2 BB: 0 P: 19	R: 7 E: 0 K: 0 S: 15	H: 5 LOB: 0 BB: 2 P: 33	R: 2 E: 0 K: 0 S: 12	H: 2 LOB: 1 BB: 1 P: 19	R: 0 E: 0 K: 0 S: 8	H: 0 LOB: 0 BB: 0 P: 12	R: 0 E: 0 K: 2 S: 9	H: 1 LOB: 1 BB: 0 P: 12	R: 0 E: 0 K: 1 S: 8	H: 1 LOB: 2 BB: 0 P: 14	R: 0 E: 0 K: 3 S: 14	H: 2 LOB: 2 BB: 0 P: 17	R: 0 E: 0 K: 1 S: 6	H: 0 LOB: 0 BB: 0 P: 7		1B: 10 2B: 1 3B: 0 HR: 2	SF: 2 SAC: 1 DP: 0 HBP: 0	WP: 0 PB: 0 SB: 0 CS: 0	PA: 40	
<b>PITCHER</b>	IP WLS BF H R ER SO BB IBB HBP BLK WP HR S P ERA WHIP	2.2 L 20 9 0 0 0 0 0 0 0 0 0 11 15 0.00 0.000	2.0 8 2 0 0 3 0 0 0 0 0 0 0 17 26 0.00 1.000	1.0 5 2 0 0 3 0 0 0 0 0 0 0 14 17 0.00 2.000	1.0 3 0 0 0 1 0 0 0 0 0 0 0 6 7 0.00 0.000	<b>PITCHER</b>																



Batter	1	2	3	4	5	6	7	8	9	AB	R	H	RBI	BB	SO	LOB	TOP																			
D'Angelo Jimenez, S OBP: 0.308, SLG: 0.385										5	2	2	1	0	1	1																				
Mark Kotsay, L OBP: 0.250, SLG: 0.500										5	1	2	0	0	0	2																				
Ron Gant, R OBP: 0.182, SLG: 0.444										3	2	1	3	1	1	1																				
Phil Nevin, R OBP: 0.545, SLG: 0.700										4	0	2	2	1	0	0																				
Bubba Trammell, R OBP: 0.333, SLG: 0.545 Jeremy Fikac, R (8, 1)										3	1	1	1	0	0	1																				
Ray Lankford, L OBP: 0.200, SLG: 0.200 Trevor Hoffman, R (9, 1)										1	0	0	0	0	0	1																				
Wiki Gonzalez, R OBP: 0.286, SLG: 0.167 Tom Lampkin, L (4, 2)										2	0	0	0	0	0	0																				
Sean Burroughs, L OBP: 0.500, SLG: 0.500 Jason Boyd, R (6, 1) Alan Embree, L (7, 1) Trenidad Hubbard, R (8, PH) (8, 9)										3	1	1	0	0	0	2																				
Deivi Cruz, R OBP: 0.222, SLG: 0.222										4	1	1	0	0	0	1																				
Brian Lawrence, R OBP: 0.500, SLG: 1.000 Ramón Vázquez, L OBP: 0.286, SLG: 0.429										2	0	1	1	0	0	0																				
<b>Inning Stats</b>	R: 1 E: 0 K: 0 S: 11	H: 2 LOB: 1 BB: 0 P: 16	R: 0 E: 0 K: 1 S: 8	H: 0 LOB: 0 BB: 0 P: 11	R: 2 E: 0 K: 0 S: 14	H: 2 LOB: 0 BB: 0 P: 19	R: 2 E: 0 K: 1 S: 13	H: 3 LOB: 1 BB: 0 P: 17	R: 0 E: 0 K: 1 S: 5	H: 0 LOB: 0 BB: 0 P: 9	R: 0 E: 0 K: 0 S: 8	H: 0 LOB: 0 BB: 0 P: 16	R: 0 E: 0 K: 2 S: 13	H: 1 LOB: 3 BB: 1 P: 23	R: 3 E: 0 K: 0 S: 16	H: 3 LOB: 1 BB: 1 P: 26	1B: 5 2B: 4 3B: 0 HR: 2	SF: 1 SAC: 1 DP: 0 HBP: 1	WP: 1 PB: 0 SB: 0 CS: 0	PA: 41																
<b>PITCHER</b>	IP	WLS	BF	H	R	ER	SO	BB	IBB	HBP	BLK	WP	HR	S	P	ERA	WHIP	<b>PITCHER</b>		IP	WLS	BF	H	R	ER	SO	BB	IBB	HBP	BLK	WP	HR	S	P	ERA	WHIP
Brian Anderson, L ERA: 11.25	(1, 1)	4.0	19	7	5	5	2	0	0	0	0	0	2	46	63	11.25	1.750	Bret Prinz, R ERA: 27.0		(9, 1)	0.1	3	1	1	1	0	1	0	0	0	0	5	11	27.00	6.000	
Mike Morgan, R ERA:	(5, 1)	1.0	3	0	0	0	0	0	0	0	0	0	0	6	12	0.00	0.000																			
Eddie Oropesa, L ERA:	(6, 1)	2.0	6	0	0	0	1	0	0	0	0	0	0	13	25	0.00	0.000																			
Miguel Batista, R ERA:	(8, 1)	0.1	4	1	0	0	1	0	1	1	0	1	0	5	13	0.00	3.000																			
Mike Myers, L ERA: 7.71	(8, 1)	1.1	L	6	2	2	1	0	0	0	0	0	0	19	25	13.50	1.500																			

**San Diego Padres @ Arizona Diamondbacks**  
Bank One Ballpark, Phoenix, AZ  
Wed Apr 03 2002, 8:35 PM EST  
Att: 36,201 - Sunny - 84 F

livebaseballscorecards.com

AB 36  
R 8  
H 11  
RBI 8  
BB 2  
SO 5  
LOB 13

Batter	1	2	3	4	5	6	7	8	9	AB	R	H	RBI	BB	SO	LOB	BOTTOM																			
Tony Womack, L OBP: 0.538, SLG: 0.600										4	1	3	1	0	0	0																				
Danny Bautista, R OBP: 0.538, SLG: 0.636										4	0	2	1	0	0	2																				
Luis Gonzalez, L OBP: 0.250, SLG: 0.364										4	1	1	0	1	1	3																				
Mark Grace, L OBP: 0.333, SLG: 0.818 Danny Klassen, R (9, PR)										5	1	2	3	0	1	1																				
Damian Miller, R OBP: 0.333, SLG: 0.545										4	1	2	0	1	1	0																				
Steve Finley, L OBP: 0.250, SLG: 0.727										4	1	1	1	1	0	4																				
Junior Spivey, R OBP: 0.545, SLG: 0.500										2	0	0	0	1	0	1																				
Craig Counsell, L OBP: 0.400, SLG: 0.500										4	2	2	0	0	0	3																				
Brian Anderson, R Mike Morgan, R Chris Donnels, L Eddie Oropesa, L Dunston McCasklen, S Miguel Batista, R Mike Myers, L Bret Prinz, R David Orlicko, L										1	0	0	0	0	0	1																				
<b>Inning Stats</b>	R: 0 E: 0 K: 1 S: 12	H: 1 LOB: 1 BB: 0 P: 18	R: 1 E: 0 K: 0 S: 7	H: 1 LOB: 1 BB: 1 P: 13	R: 0 E: 0 K: 0 S: 9	H: 1 LOB: 0 BB: 0 P: 12	R: 0 E: 0 K: 0 S: 10	H: 1 LOB: 1 BB: 0 P: 16	R: 1 E: 0 K: 1 S: 9	H: 2 LOB: 0 BB: 1 P: 14	R: 0 E: 0 K: 1 S: 10	H: 2 LOB: 1 BB: 0 P: 14	R: 1 E: 0 K: 0 S: 8	H: 1 LOB: 0 BB: 0 P: 16	R: 2 E: 0 K: 1 S: 19	H: 3 LOB: 3 BB: 2 P: 34	1B: 10 2B: 1 3B: 1 HR: 2	SF: 1 SAC: 1 DP: 3 HBP: 1	WP: 0 PB: 0 SB: 0 CS: 0	PA: 42																
<b>PITCHER</b>	IP	WLS	BF	H	R	ER	SO	BB	IBB	HBP	BLK	WP	HR	S	P	ERA	WHIP	<b>PITCHER</b>		IP	WLS	BF	H	R	ER	SO	BB	IBB	HBP	BLK	WP	HR	S	P	ERA	WHIP
Brian Lawrence, R ERA: 6.35	(1, 1)	5.2	24	8	4	4	2	1	0	1	0	0	1	52	77	6.35	1.588	Bret Prinz, R ERA: 27.0		(9, 1)	0.1	3	1	1	1	0	1	0	0	5	11	27.00	6.000			
Jason Boyd, R ERA:	(6, 1)	1.0	H	5	2	0	0	1	0	0	0	0	0	10	17	0.00	3.000																			
Alan Embree, L ERA:	(7, 1)	0.1	H	1	0	0	0	1	0	0	0	0	0	3	4	0.00	0.000																			
Jeremy Fikac, R ERA: 4.5	(8, 1)	1.0	W	4	1	1	1	0	0	0	0	0	1	8	16	9.00	1.000																			
Trevor Hoffman, R ERA: 18.0	(9, 1)	1.0	S	8	3	2	1	2	0	0	0	0	0	19	34	18.00	5.000																			

**San Diego Padres @ Arizona Diamondbacks**  
Bank One Ballpark, Phoenix, AZ  
Wed Apr 03 2002, 8:35 PM EST  
Att: 36,201 - Sunny - 84 F

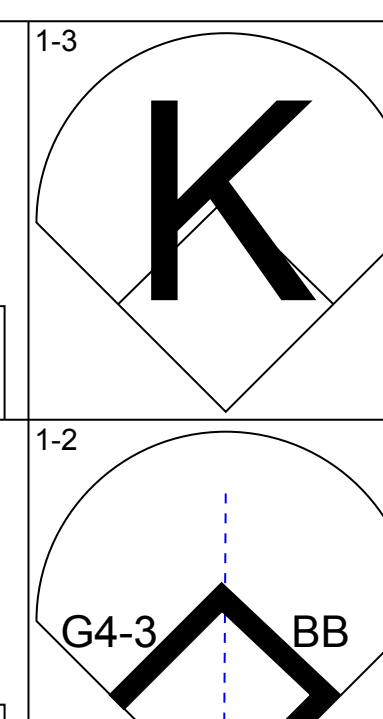
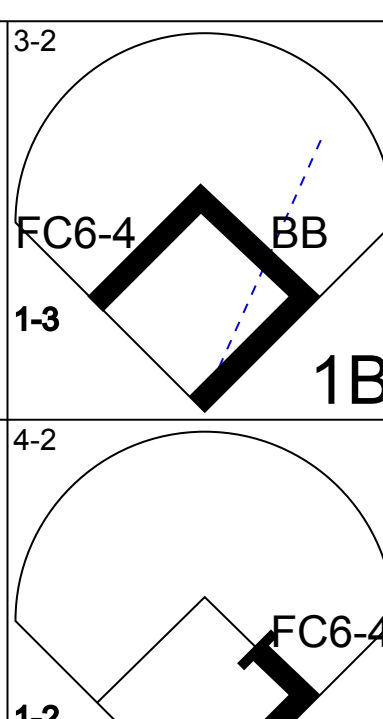
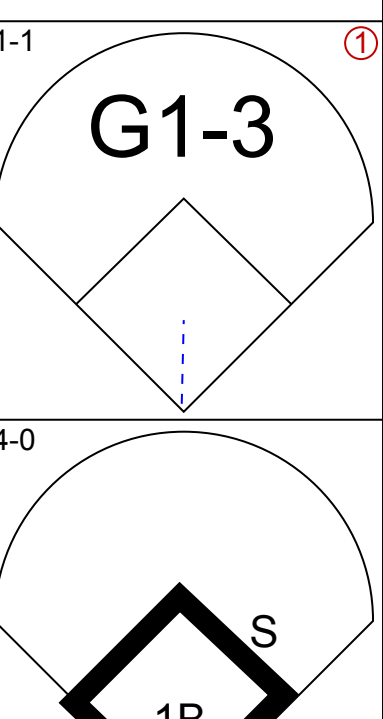
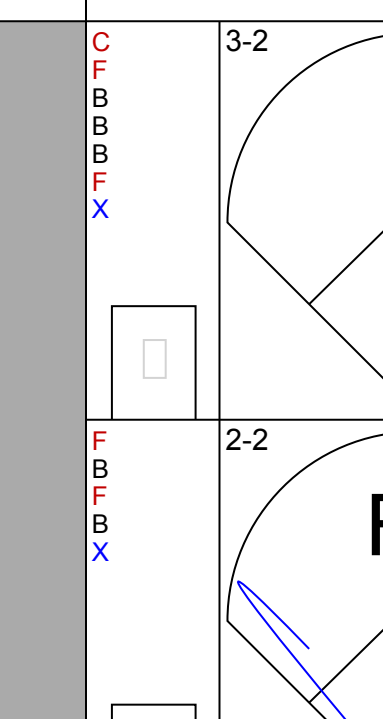
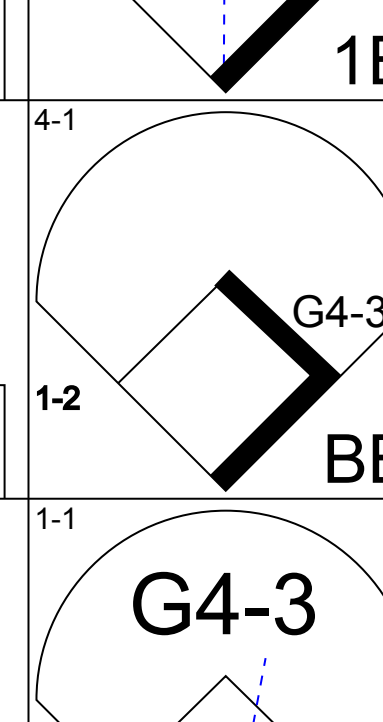
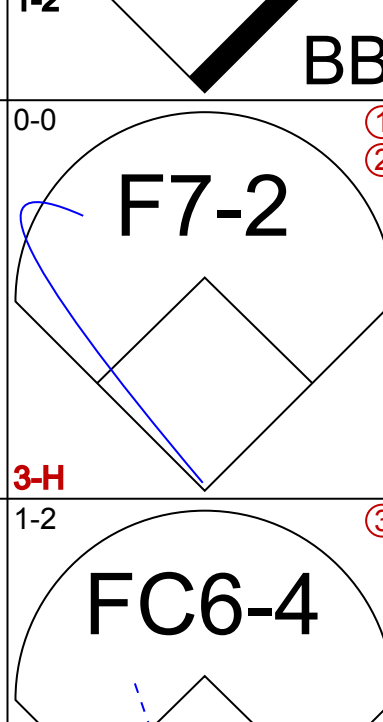
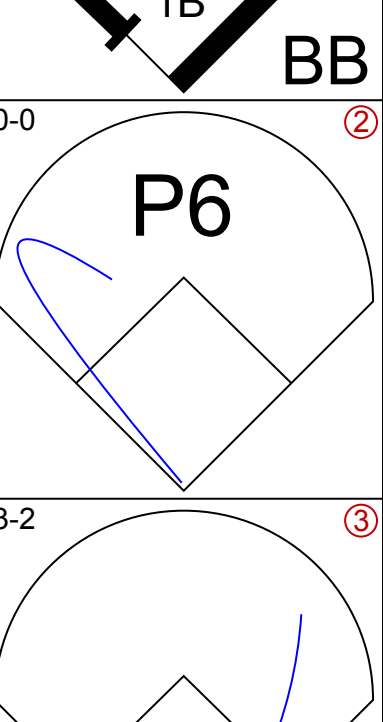

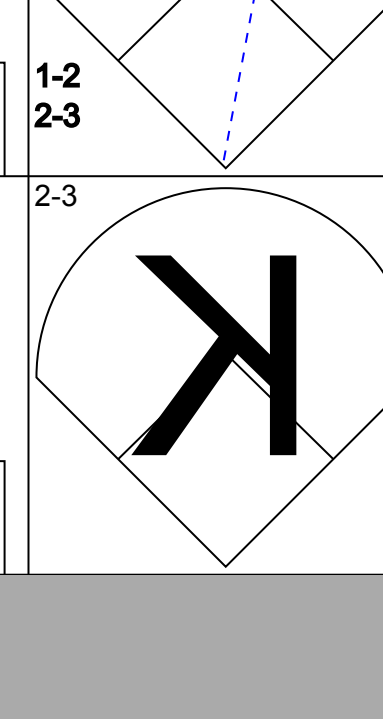


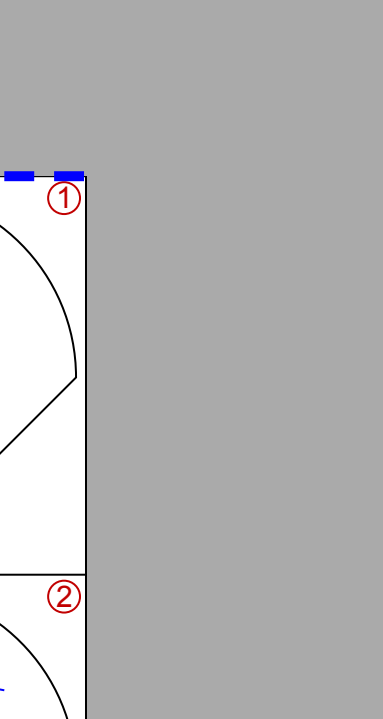



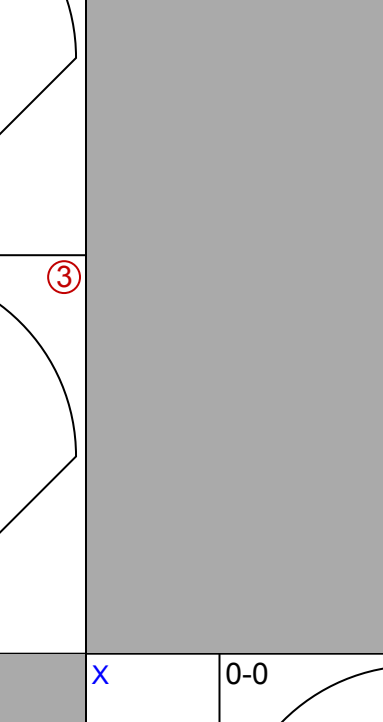

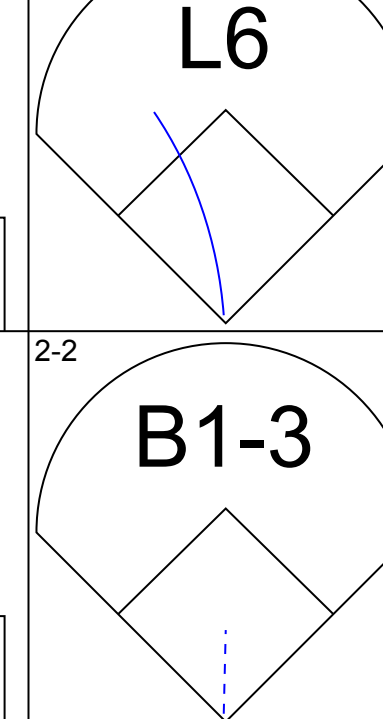
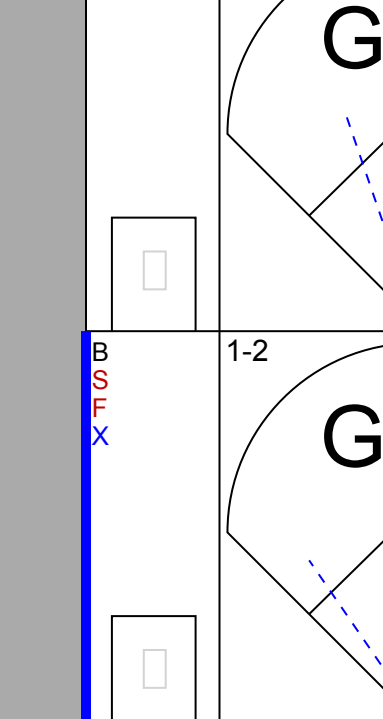
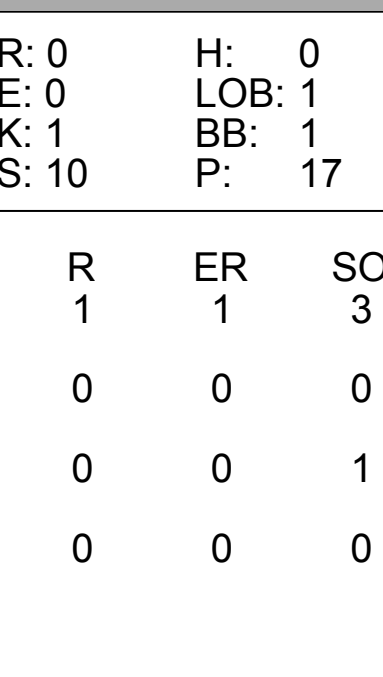
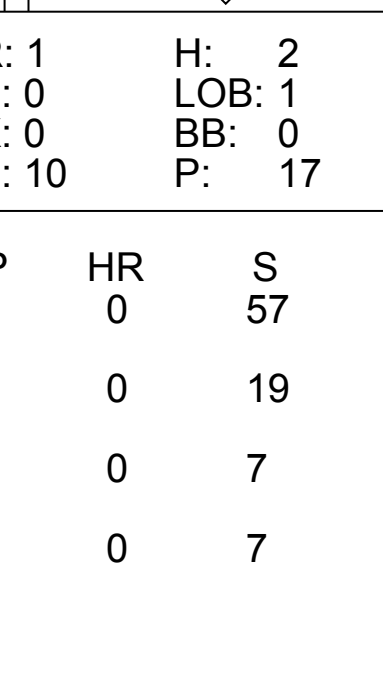
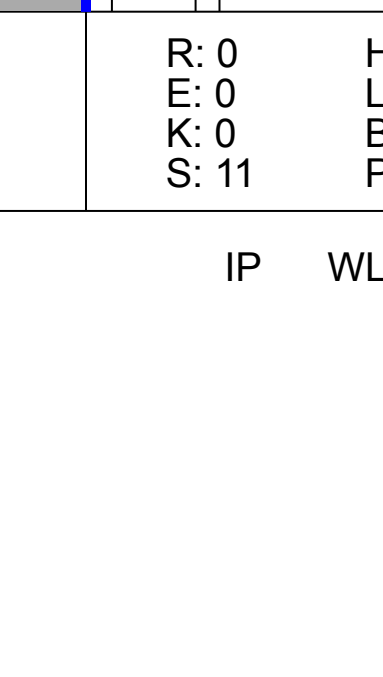


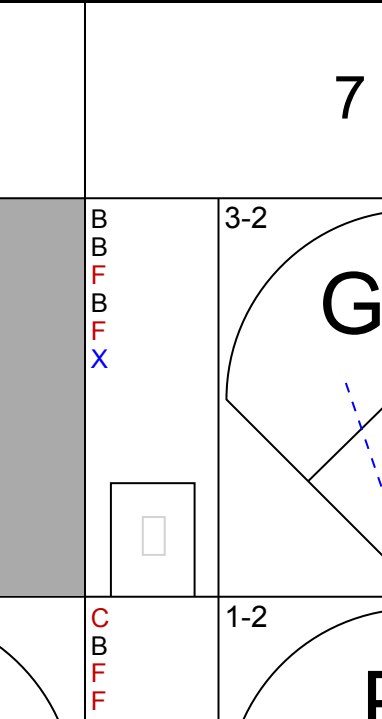
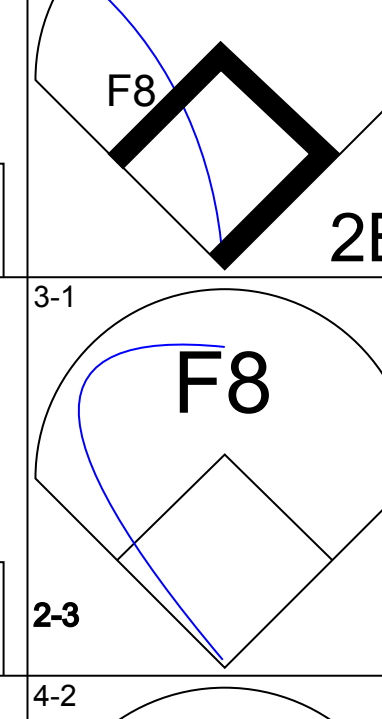
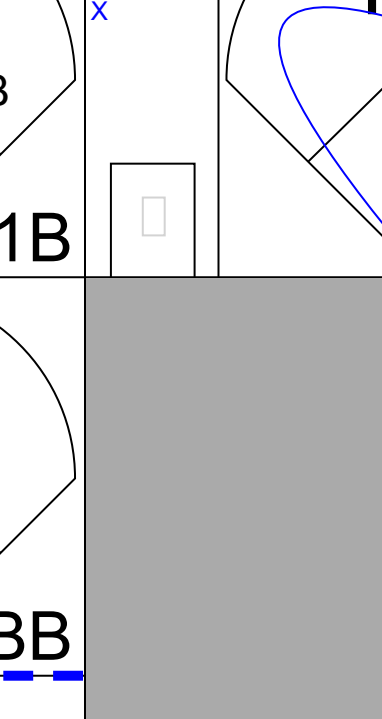

livebaseballscorecards.com

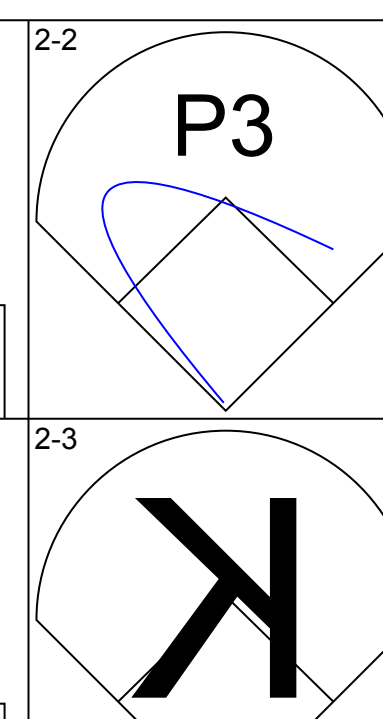

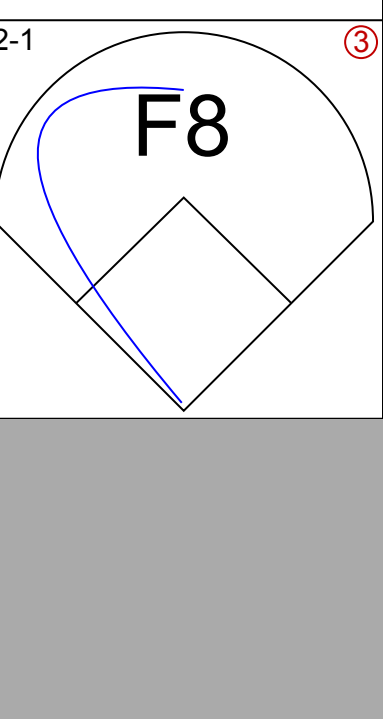
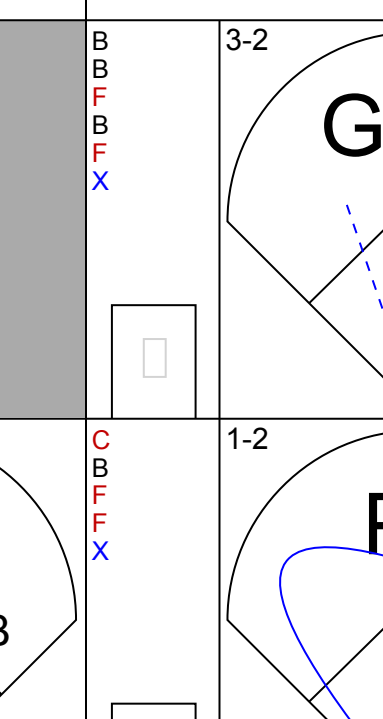
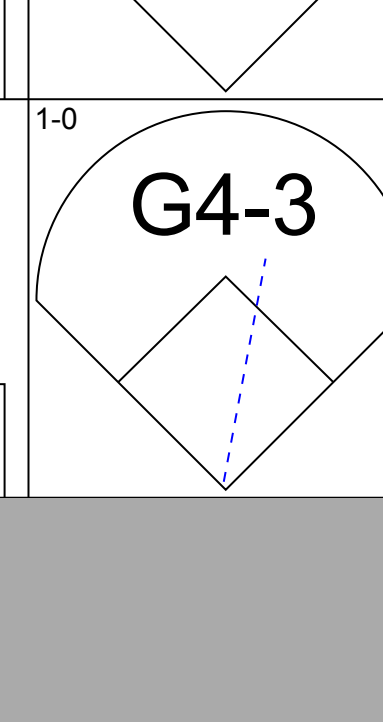
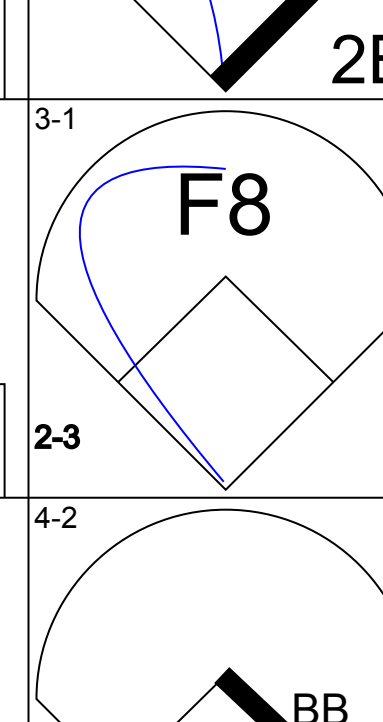
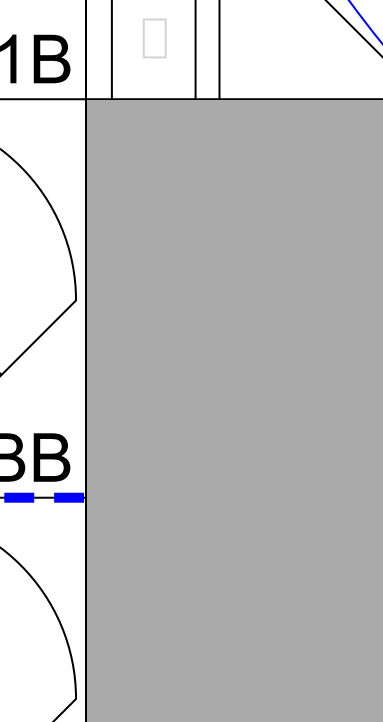
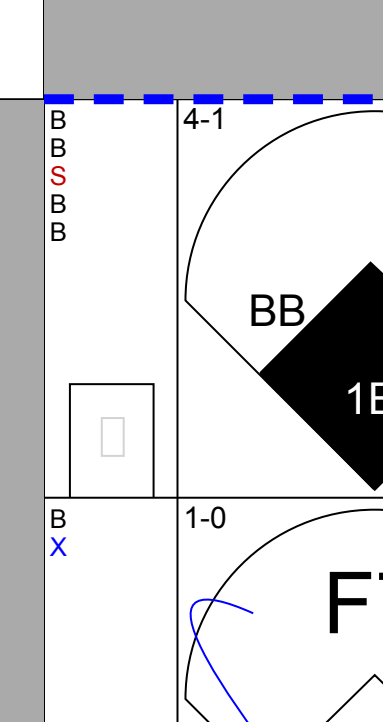

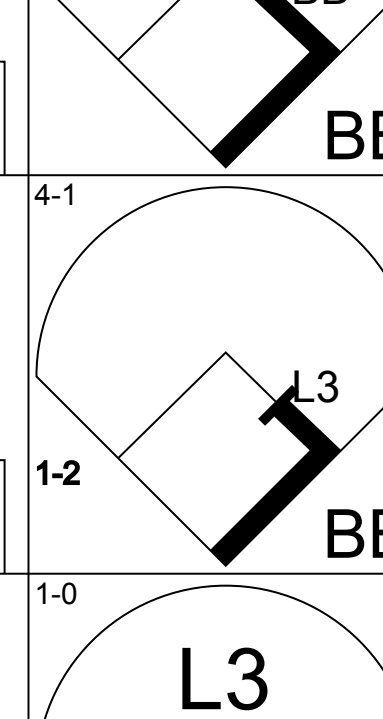
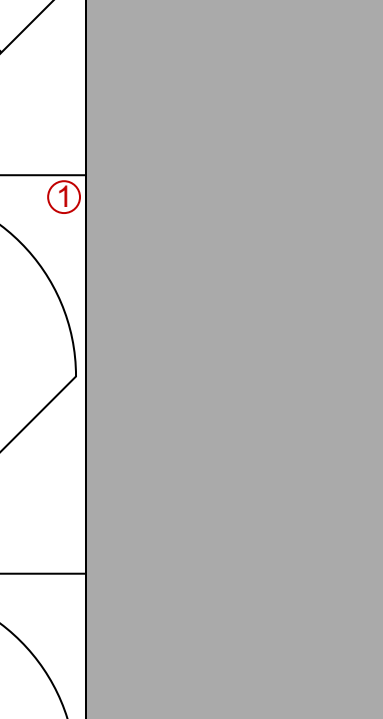
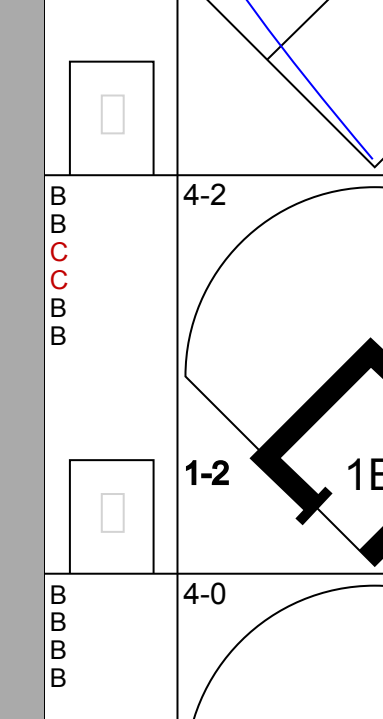
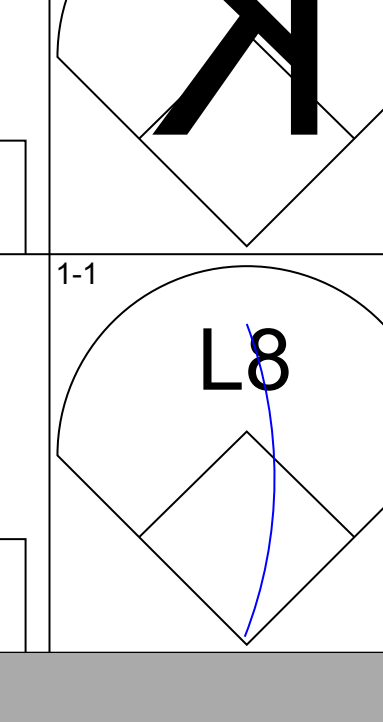
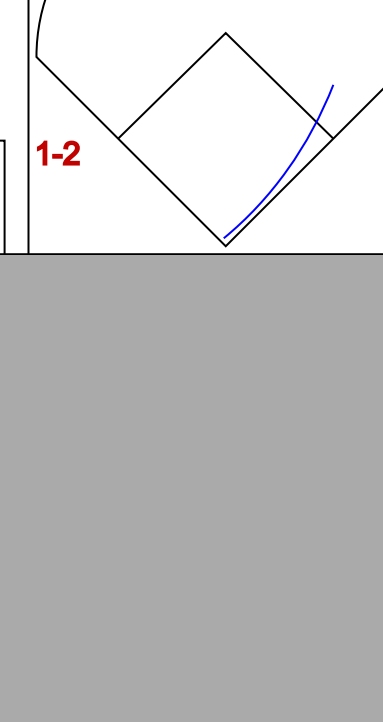
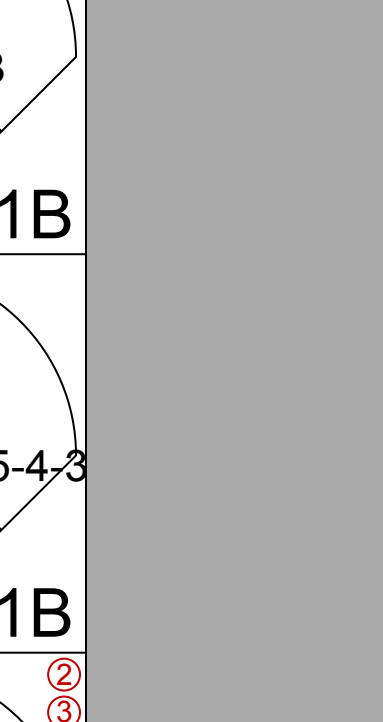
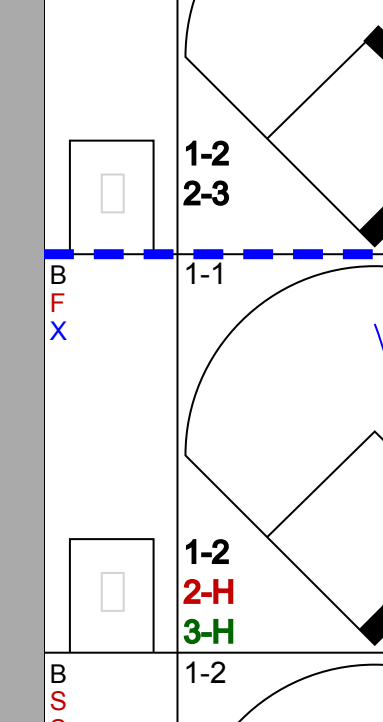


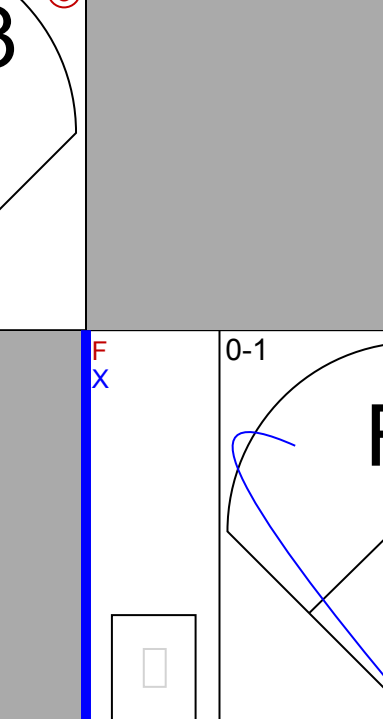
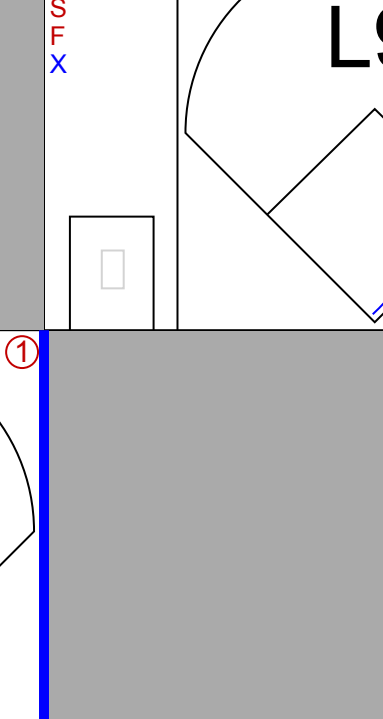
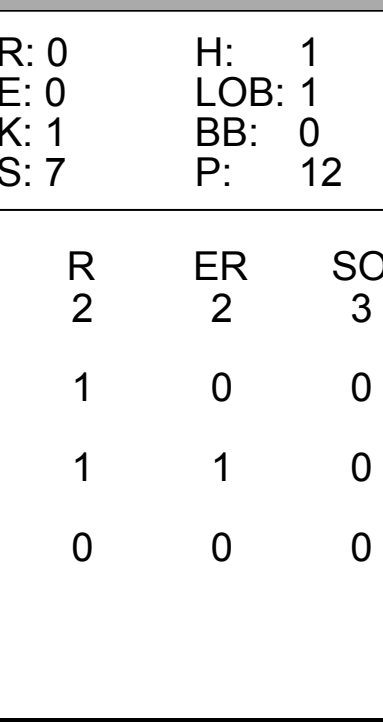
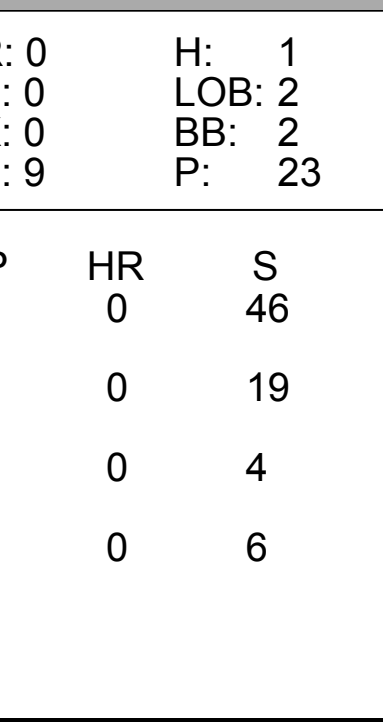
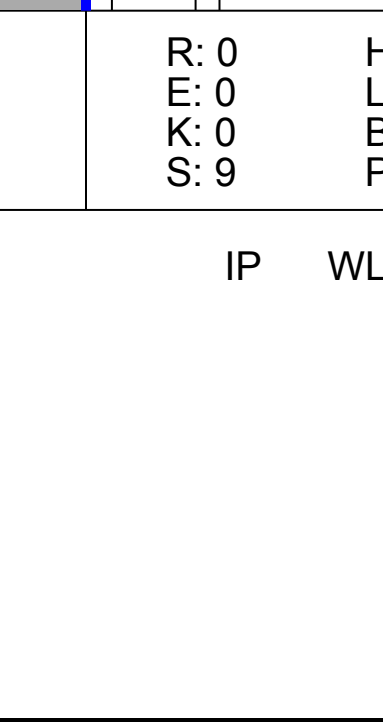
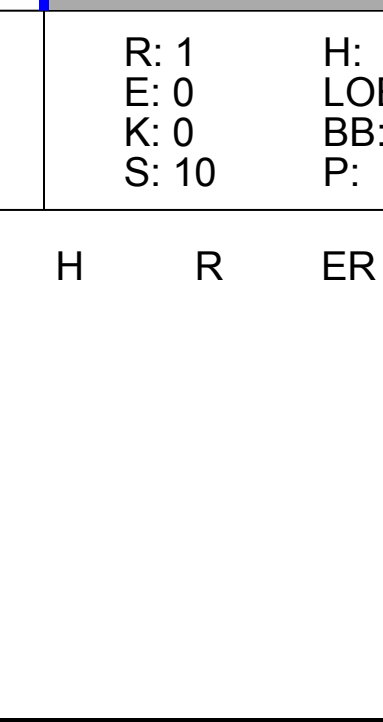
AB 35  
R 7  
H 14  
RBI 6  
BB 4  
SO 4  
LOB 17







Batter	1	2	3	4	5	6	7	8	9	AB	R	H	RBI	BB	SO	LOB	TOP				
D'Angelo Jimenez, S OBP: 0.319, SLG: 0.364 (1, 4)										4	0	2	0	0	1	0	<p><b>San Diego Padres @ San Francisco Giants</b> PacBell Park, San Francisco, CA Sat Apr 06 2002, 4:05 PM EST Att: 40,894 - Sunny - 59 F</p> <p>livebaseballscores.com</p>				
Mark Kotsay, L OBP: 0.361, SLG: 0.444 (1, 8)										2	0	1	0	2	0	1					
Ryan Klesko, L (1, 9)										3	0	0	0	1	0	4					
Phil Nevin, R OBP: 0.421, SLG: 0.471 (1, 3)										4	0	1	0	0	0	4					
Ray Lankford, L OBP: 0.200, SLG: 0.200 (1, 7)										4	1	1	0	0	2	2					
Sean Burroughs, L OBP: 0.308, SLG: 0.385 Juan Moreno, L Alan Embree, L Mark Sweeney, L (9, PH) Tom Lampkin, L (1, 2)										3	0	1	1	0	0	0		<p>AB 32 R 1 H 8 RBI 1 BB 4 SO 4 LOB 18</p>			
Ramón Vázquez, L OBP: 0.182, SLG: 0.273 (6, 5)										4	0	0	0	0	1	3					
Kevin Jarvis, L OBP: 0.250, SLG: 0.250 Deivi Cruz, R OBP: 0.260, SLG: 0.200 Jason Boyd, R (6, 1)										2	0	1	0	0	0	1					
<b>Inning Stats</b>	R: 0 E: 0 K: 2 S: 13	H: 1 LOB: 2 BB: 1 P: 22	R: 0 E: 0 K: 1 S: 10	H: 0 LOB: 1 BB: 1 P: 17	R: 0 E: 0 K: 0 S: 16	H: 2 LOB: 2 BB: 1 P: 25	R: 1 E: 0 K: 0 S: 10	H: 2 LOB: 1 BB: 0 P: 17	R: 0 E: 0 K: 0 S: 8	H: 0 LOB: 0 BB: 0 P: 11	R: 0 E: 0 K: 0 S: 11	H: 1 LOB: 1 BB: 0 P: 17	R: 0 E: 0 K: 1 S: 7	H: 0 LOB: 0 BB: 0 P: 10	R: 0 E: 0 K: 0 S: 7	H: 1 LOB: 1 BB: 0 P: 7			1B: 7 2B: 3 3B: 0 HR: 0	SF: 0 SAC: 0 DP: 2 HBP: 0	WP: 0 PB: 0 SB: 1 CS: 1
<b>PITCHER</b>	IP WLS BF H R ER SO BB IBB HBP BLK WP HR S P ERA WHIP	IP WLS BF H R ER SO BB IBB HBP BLK WP HR S P ERA WHIP																			
Kurt Ainsworth, R ERA: 1.8 Aaron Fultz, L ERA Tim Worrell, R ERA Robb Nen, R ERA	(1, 1) (6, 1) (8, 1) (9, 1)	5.0 2.0 1.0 1.0	WLS W H S	BF 22 7 4	H 6 1 0	R 1 0 0	ER 1 0 0 0	SO 3 0 1 0	BB 4 0 0 0	IBB 0 0 0 0	HBP 0 0 0 0	BLK 0 0 0 0	WP 0 0 0 0	HR 0 19 7 7	S 57 28 10 7	P 97 28 10 7	ERA 1.80 0.00 0.00 0.00	WHIP 2.000 0.500 0.000 1.000			

Batter	1	2	3	4	5	6	7	8	9	AB	R	H	RBI	BB	SO	LOB	BOTTOM					
Calvin Murray, R (1, 8) (9, 9)										4	0	0	0	0	1	1	<p><b>San Diego Padres @ San Francisco Giants</b> PacBell Park, San Francisco, CA Sat Apr 06 2002, 4:05 PM EST Att: 40,894 - Sunny - 59 F</p> <p>livebaseballscores.com</p>					
Rich Aurilia, R OBP: 0.435, SLG: 0.476 (1, 6)										4	1	2	0	0	1	0						
Barry Bonds, L OBP: 0.714, SLG: 1.769 (1, 7)										2	2	0	0	2	0	1						
Jeff Kent, R (1, 4)										3	1	0	0	1	0	3						
Reggie Sanders, R OBP: 0.429, SLG: 0.571 Robb Nen, R (9, 1)										1	0	1	1	2	0	0						
J.T. Snow, L OBP: 0.286, SLG: 0.263 (1, 3)										3	0	1	1	1	1	4						
David Bell, R OBP: 0.381, SLG: 0.579 (1, 5)											4	0	2	2	0	1		<p>AB 28 R 4 H 7 RBI 4 BB 6 SO 3 LOB 14</p>				
Benito Santiago, R OBP: 0.263, SLG: 0.353 (1, 2)											4	0	0	0	0	4						
Kurt Ainsworth, R Pedro Feliz, R Aaron Fultz, L Marvin Benard, L Tim Worrell, R Tsuyoshi Shirao, R (9, 8)	(1, 1) (5, PH) (6, 1) (7, PH) (8, 1) (9, 8)	5.0 2.0 0.1 0.2	L B 4 2	WLS L 4 1	BF 21 8 4	H 4 2 0	R 2 1 1	ER 2 0 1 0	SO 3 0 1 0	BB 3 0 3 0	IBB 0 0 0 0	HBP 0 0 0 0	BLK 0 0 0 0	WP 0 0 0 0	HR 0 4 17 6	S 46 19 4 8		P 85 27 17 8	ERA 3.60 0.00 27.00 0.00	WHIP 1.400 1.000 9.000 1.500		
<b>Inning Stats</b>	R: 0 E: 0 K: 1 S: 8	H: 0 LOB: 0 BB: 0 P: 13	R: 0 E: 0 K: 1 S: 7	H: 1 LOB: 1 BB: 0 P: 12	R: 0 E: 0 K: 1 S: 8	H: 0 LOB: 0 BB: 0 P: 12	R: 0 E: 0 K: 0 S: 9	H: 1 LOB: 2 BB: 2 P: 23	R: 0 E: 0 K: 0 S: 10	H: 1 LOB: 1 BB: 0 P: 16	R: 3 E: 1 K: 0 S: 14	H: 3 LOB: 1 BB: 1 P: 23	R: 0 E: 0 K: 0 S: 9	H: 0 LOB: 0 BB: 0 P: 13	R: 1 E: 0 K: 0 S: 10	H: 1 LOB: 2 BB: 3 P: 25		1B: 5 2B: 3 3B: 0 HR: 0	SF: 1 SAC: 0 DP: 2 HBP: 0	WP: 0 PB: 0 SB: 0 CS: 0	PA: 35	
<b>PITCHER</b>	IP WLS BF H R ER SO BB IBB HBP BLK WP HR S P ERA WHIP	IP WLS BF H R ER SO BB IBB HBP BLK WP HR S P ERA WHIP																				



Batter	1	2	3	4	5	6	7	8	9	AB	R	H	RBI	BB	SO	LOB	TOP					
D'Angelo Jimenez, S OBP: 0.309, SLG: 0.423	1-1 1B 3B		2-2 F7		0-1 F7			0-0 G6-4-3		4	1	1	0	0	0	1						
Mark Kotsay, L OBP: 0.400, SLG: 0.455	1-0 1B		2-1 1B		0-0 F7			2-3 K		4	0	2	1	0	1	0						
Ryan Klesko, L	3-H F8		1-2 G3		2-0 F8			1-0 L7		4	0	0	0	0	0	2						
Phil Nevin, R OBP: 0.348, SLG: 0.381	1-3 K			2-2 G6-3		0-1 L9		0-2 G4-3		4	0	0	0	0	1	1						
Ray Lankford, L OBP: 0.231, SLG: 0.167	0-1 G1-3			4-0 FC1-6 BB				0-1 G1-6-3		2	0	0	0	1	0	1						
Sean Burroughs, L OBP: 0.250, SLG: 0.313		1-1 G4-3		1-2 FC1-6		0-1 G4-3				3	0	0	0	0	0	1						
Ramón Vázquez, L OBP: 0.143, SLG: 0.214		2-2 L6		1-3 K				3-3 K		3	0	0	0	0	2	1						
Tom Lampkin, L OBP: 0.182, SLG: 0.100		3-3 K			0-1 L3			2-1 FC6-4 1B		3	0	1	0	0	1	0						
Brian Tolberg, R			2-1 G4-3		1-1 G4-3			0-1 FC6-4 G6-4-3		2	0	0	0	0	0	0						
Deivi Cruz, R OBP: 0.188, SLG: 0.188										1	0	0	0	0	0	1						
Juan Moreno, L										0	0	0	0	0	0	0						
<b>Inning Stats</b>	R: 1 E: 0 K: 1 S: 10	H: 2 LOB: 1 BB: 0 P: 16	R: 0 E: 0 K: 1 S: 9	H: 0 LOB: 0 BB: 0 P: 15	R: 0 E: 0 K: 0 S: 11	H: 1 LOB: 1 BB: 0 P: 18	R: 0 E: 0 K: 1 S: 11	H: 0 LOB: 1 BB: 1 P: 19	R: 0 E: 0 K: 0 S: 6	H: 0 LOB: 0 BB: 0 P: 7	R: 0 E: 0 K: 0 S: 4	H: 0 LOB: 0 BB: 0 P: 6	R: 0 E: 0 K: 1 S: 8	H: 0 LOB: 0 BB: 0 P: 11	R: 0 E: 0 K: 0 S: 5	H: 1 LOB: 0 BB: 0 P: 7	R: 0 E: 0 K: 1 S: 7	H: 0 LOB: 0 BB: 0 P: 10	1B: 3 2B: 0 3B: 1 HR: 0	SF: 0 SAC: 0 DP: 1 HBP: 0	WP: 0 PB: 0 SB: 0 CS: 0	PA: 31
<b>PITCHER</b> Livan Hernandez, R ERA: 1.59	IP: 9.0 WLS: W BF: 31 H: 4 R: 1 ER: 1 SO: 5 BB: 1 IBB: 0 HBP: 0 BLK: 0 WP: 0 HR: 0 S: 71 P: 109 ERA: 1.00 WHIP: 0.556															<b>PITCHER</b>	IP: WLS: BF: H: R: ER: SO: BB: IBB: HBP: BLK: WP: HR: S: P: ERA: WHIP:					

San Diego Padres @ San Francisco Giants  
PacBell Park, San Francisco, CA  
Sun Apr 07 2002, 4:05 PM EDT  
Att: 40,819 - Sunny - 60 F

AB	30
R	1
H	4
RBI	1
BB	1
SO	5
LOB	8



Batter	1	2	3	4	5	6	7	8	9	AB	R	H	RBI	BB	SO	LOB	BOTTOM					
Marvin Benard, L OBP: 0.500, SLG: 0.571	4-2 FC6-4 BB		0-0 2B 1B	0-1 P6		1-0 2B		1-0 F7		4	1	2	1	1	0	3						
Calvin Murray, R										0	0	0	0	0	0	0						
Rich Aurilia, R OBP: 0.440, SLG: 0.522	1-0 FC6-4		2-2 E 2B		1-3 K	0-1 L6		1-1 HR		2	0	1	1	0	0	1						
Ramon Martinez, R OBP: 0.250, SLG: 1.000	1-2 FC6-4							1-H 2-H		3	2	1	3	0	1	1						
Reggie Sanders, R OBP: 0.400, SLG: 0.556	3-2 F7		2-3 K		0-0 F7			0-1 G4-3		4	1	1	0	0	1	2						
Shawon Dunston, R										1	0	0	0	0	0	0						
Jeff Kent, R OBP: 0.333, SLG: 0.625	1-2 F7		0-1 E7 1B		0-0 HR			0-0 F9 2B	1-0 F9	5	1	2	2	0	0	2						
J.T. Snow, L OBP: 0.320, SLG: 0.273		2-2 G3	1-1 G4-3		0-2 FC6-4 1B			2-3 BB		3	0	1	0	1	0	2						
David Bell, R OBP: 0.320, SLG: 0.500		2-2 F8		0-0 G6-3	2-1 FC6-4			0-2 SF9		3	0	0	1	0	0	1						
Tsuyoshi Shinjo, R OBP: 0.136, SLG: 0.050		1-2 G6-3		1-0 P4		0-1 L6		0-2 F8		4	0	0	0	0	0	1						
Benito Santiago, R OBP: 0.261, SLG: 0.429			1-3 K	0-2 E5 2B		1-1 SF8 3B		1-1 E5 1B HR		4	3	1	0	0	1	0						
Livan Hernandez, R OBP: 0.625, SLG: 1.000			0-1 1B 2B	0-1 1B 2B		0-0 SF8		0-0 HR 1B		3	2	3	2	0	0	0						
<b>Inning Stats</b>	R: 0 E: 0 K: 0 S: 10	H: 0 LOB: 0 BB: 1 P: 19	R: 0 E: 0 K: 0 S: 11	H: 0 LOB: 0 BB: 0 P: 16	R: 3 E: 1 K: 2 S: 18	H: 4 LOB: 2 BB: 0 P: 24	R: 1 E: 1 K: 0 S: 9	H: 1 LOB: 1 BB: 0 P: 10	R: 1 E: 0 K: 0 S: 10	H: 2 LOB: 1 BB: 0 P: 13	R: 1 E: 0 K: 0 S: 8	H: 2 LOB: 1 BB: 0 P: 10	R: 1 E: 0 K: 0 S: 12	H: 1 LOB: 1 BB: 1 P: 18	R: 3 E: 1 K: 0 S: 9	H: 2 LOB: 0 BB: 0 P: 13	R: 3 E: 1 K: 0 S: 9	H: 2 LOB: 0 BB: 0 P: 13	1B: 4 2B: 5 3B: 1 HR: 2	SF: 2 SAC: 0 DP: 0 HBP: 0	WP: 0 PB: 0 SB: 0 CS: 0	PA: 40
<b>PITCHER</b> Brian Tolberg, R ERA: 15.58	IP: 6.0 WLS: L BF: 30 H: 10 R: 7 ER: 6 SO: 3 BB: 1 IBB: 0 HBP: 0 BLK: 0 WP: 0 HR: 1 S: 68 P: 96 ERA: 9.00 WHIP: 1.833															<b>PITCHER</b>	IP: WLS: BF: H: R: ER: SO: BB: IBB: HBP: BLK: WP: HR: S: P: ERA: WHIP:					
Juan Moreno, L ERA: 11.57	IP: 2.0 WLS: L BF: 10 H: 2 R: 3 ER: 2 SO: 0 BB: 1 IBB: 0 HBP: 0 BLK: 0 WP: 0 HR: 1 S: 19 P: 27 ERA: 9.00 WHIP: 1.500															<b>PITCHER</b>	IP: WLS: BF: H: R: ER: SO: BB: IBB: HBP: BLK: WP: HR: S: P: ERA: WHIP:					

San Diego Padres @ San Francisco Giants  
PacBell Park, San Francisco, CA  
Sun Apr 07 2002, 4:05 PM EDT  
Att: 40,819 - Sunny - 60 F

AB	36
R	10
H	12
RBI	10
BB	2
SO	3
LOB	13





Batter	1	2	3	4	5	6	7	8	9	AB	R	H	RBI	BB	SO	LOB	TOP						
Tony Womack, L (1,6) OBP: 0.345, SLG: 0.417 Danny Klassen, R (7,6)	1-1 P4		1-1 G4-3			0-1 P2			0-1 G4-3	3	0	0	0	0	0	1							
Junior Solvey, R (1,4) OBP: 0.308, SLG: 0.304	2-2 F9			0-0 P6		0-3 K			1-2 E6 BB	4	0	0	0	0	1	0							
Luis Gonzalez, L (1,7) OBP: 0.143, SLG: 0.296	0-1 G3			3-2 F8		0-1 G3			2-1 F5	4	0	0	0	0	0	1							
Mark Grace, L (1,3) OBP: 0.370, SLG: 0.565		2-1 FC6-4 1B		0-1 F8			1-2 F9		4-2 BB	3	0	1	0	1	0	0							
Danny Bautista, R (1,9) OBP: 0.440, SLG: 0.609		0-0 FC6-4 G3 1B			1-1 FC3-6 1B		2-3 K		0-3 K	4	0	1	0	0	2	3							
Steve Finley, L (1,8) OBP: 0.292, SLG: 0.619 Eddie Oropesa, L (7,1) Bret Prinz, R (8,1)	0-1 G3			0-1 G3		0-1 FC3-6 1B		2-2 P5		3	0	1	0	0	0	1							
Rod Barajas, R (1,2) OBP: 0.250, SLG: 0.250	0-1 G1			0-1 F7					1-1 G6-3	3	0	0	0	0	0	3							
Craig Counsell, L (1,5) OBP: 0.292, SLG: 0.375			1-0 G3		2-1 FC3-6		0-3 K			3	0	0	0	0	1	2							
Brian Anderson, R (1,1) OBP: 0.500, SLG: 0.500 Chris Donnels, L (5, PH) Mike Morgan, R (5, 1) Quinton McCracken, S (7, 8)			0-0 G4-3 1B		0-1 G6-3		1-2 G1-3			1	0	1	0	0	0	0							
										1	0	0	0	0	0	2							
										0	0	0	0	0	0	0							
										1	0	0	0	0	0	0							
<b>Inning Stats</b>	R: 0 E: 0 K: 0 S: 9	H: 0 LOB: 0 BB: 0 P: 12	R: 0 E: 0 K: 0 S: 7	H: 1 LOB: 1 BB: 0 P: 9	R: 0 E: 0 K: 0 S: 4	H: 1 LOB: 0 BB: 0 P: 6	R: 0 E: 0 K: 0 S: 7	H: 0 LOB: 0 BB: 0 P: 10	R: 0 E: 0 K: 0 S: 10	H: 2 LOB: 2 BB: 0 P: 13	R: 0 E: 0 K: 1 S: 7	H: 0 LOB: 0 BB: 0 P: 7	R: 0 E: 0 K: 1 S: 10	H: 0 LOB: 0 BB: 0 P: 15	R: 0 E: 0 K: 1 S: 8	H: 0 LOB: 0 BB: 1 P: 10	R: 0 E: 1 K: 12 S: 12	H: 0 LOB: 2 BB: 1 P: 19	1B: 4 2B: 0 3B: 0 HR: 0	SF: 0 SAC: 0 DP: 1 HBP: 0	WP: 0 PB: 0 SB: 0 CS: 0	PA: 32	
<b>PITCHER</b> Brian Lawrence, R (1, 1) ERA: 2.45	IP: 9.0 WLS: W BF: 32 H: 4 R: 0 ER: 0 SO: 4 BB: 1 IBB: 0 HBP: 0 BLK: 0 WP: 0 HR: 0 S: 74 P: 101 ERA: 0.00 WHIP: 0.556											<b>PITCHER</b>	IP: 9.0 WLS: W BF: 32 H: 4 R: 0 ER: 0 SO: 4 BB: 1 IBB: 0 HBP: 0 BLK: 0 WP: 0 HR: 0 S: 74 P: 101 ERA: 0.00 WHIP: 0.556										

**Arizona Diamondbacks @ San Diego Padres**  
 Qualcomm Stadium, San Diego, CA  
 Mon Apr 08 2002, 6:05 PM EDT  
 Att: 59,103 - Cloudy - 68 F

AB	31
R	0
H	4
RBI	0
BB	1
SO	4
LOB	13



Batter	1	2	3	4	5	6	7	8	9	AB	R	H	RBI	BB	SO	LOB	BOTTOM						
D'Angelo Jimenez, S (1,4) OBP: 0.355, SLG: 0.548	1-1 HR 1B		1-1 E9 SF7 1B	1-1 F9		3-1 HR		1-3 K		5	3	3	2	0	1	0							
Mark Kotsay, L (1,8) OBP: 0.333, SLG: 0.385	1-3 K		0-1 SF7		1-0 G5-3	2-H HR		1-2 F7		4	0	0	1	0	1	1							
Phil Nevin, R (1,3) OBP: 0.407, SLG: 0.560	3-1 HR		3-H E PB 1B		0-1 E 1B	1-0 F9				4	2	3	2	0	0	0							
Ryan Klesko, L (1,9) Trenidad Hubbard, R (8, 9)	1-0 G4-3		3-2 P6		1-2 E6		3-3 K			4	0	0	0	0	1	2							
Bubba Trammell, R (1,7) OBP: 0.400, SLG: 0.471	4-1 BB		1-0 E1 E 1B		1-1 L7		2-0 G4-3			3	1	1	0	1	0	2							
Sean Burroughs, L (1,5) OBP: 0.300, SLG: 0.350	2-3 K		3-1 E 1B		0-0 G4-3		1-1 G4-3 1B			4	0	2	0	0	1	3							
Deivi Cruz, R (1,6) OBP: 0.200, SLG: 0.200		1-2 G5-3	0-2 F5			0-1 G5-3		1-2 1B		4	0	1	0	0	0	1							
Javier Cardona, R (1,2) OBP: 0.250, SLG: 0.143		1-2 G1-3		2-1 G5-3		4-1 2B BB		2-3 K		3	1	0	0	1	1	2							
Brian Lawrence, R (1, 1) OBP: 0.333, SLG: 0.667		2-3 K		2-2 G4-3		1-0 HR 2B		0-0 L4		4	1	1	1	0	1	0							
<b>Inning Stats</b>	R: 2 E: 0 K: 2 S: 12	H: 2 LOB: 1 BB: 1 P: 24	R: 0 E: 0 K: 1 S: 9	H: 0 LOB: 0 BB: 0 P: 13	R: 3 E: 2 K: 0 S: 16	H: 4 LOB: 1 BB: 0 P: 24	R: 0 E: 0 K: 0 S: 7	H: 0 LOB: 0 BB: 0 P: 12	R: 0 E: 1 K: 0 S: 9	H: 1 LOB: 2 BB: 0 P: 12	R: 3 E: 0 K: 0 S: 8	H: 2 LOB: 0 BB: 1 P: 17	R: 0 E: 0 K: 2 S: 10	H: 2 LOB: 2 BB: 0 P: 18	R: 0 E: 0 K: 1 S: 7	H: 0 LOB: 0 BB: 0 P: 9	1B: 8 2B: 1 3B: 0 HR: 2	SF: 1 SAC: 0 DP: 0 HBP: 0	WP: 0 PB: 1 SB: 0 CS: 0	PA: 38			
<b>PITCHER</b> Brian Anderson, L (1, 1) ERA: 9.0 Mike Morgan, R (5, 1) ERA: 13.5 Eddie Oropesa, L (7, 1) ERA: Bret Prinz, R (8, 1) ERA: 13.5	IP: 4.0 WLS: L BF: 19 H: 6 R: 5 ER: 3 SO: 3 BB: 1 IBB: 0 HBP: 0 BLK: 0 WP: 1 HR: 1 S: 44 P: 73 ERA: 6.75 WHIP: 1.750											<b>PITCHER</b>	IP: 4.0 WLS: L BF: 19 H: 6 R: 5 ER: 3 SO: 3 BB: 1 IBB: 0 HBP: 0 BLK: 0 WP: 1 HR: 1 S: 44 P: 73 ERA: 6.75 WHIP: 1.750										

**Arizona Diamondbacks @ San Diego Padres**  
 Qualcomm Stadium, San Diego, CA  
 Mon Apr 08 2002, 6:05 PM EDT  
 Att: 59,103 - Cloudy - 68 F

AB	35
R	8
H	11
RBI	6
BB	2
SO	6
LOB	11





Batter	1	2	3	4	5	6	7	8	9	AB	R	H	RBI	BB	SO	LOB	TOP					
Tony Womack, L (1, 6) OBP: 0.303, SLG: 0.357	1-2 L6		2-1 F2			3-2 G3-1		1-1 FC5-4		4	0	0	0	0	0	3	<b>Arizona Diamondbacks @ San Diego Padres</b> Qualcomm Stadium, San Diego, CA Tue Apr 09 2002, 10:05 PM EDT Att: 43,861 - Cloudy - 64 F					
Danny Bautista, R (1, 9) OBP: 0.414, SLG: 0.667	1-0 G1-3		0-2 G6-3			1-0 HR		3-3 K2-3		4	1	1	1	0	1	3						
Luis Gonzalez, L (1, 7) OBP: 0.188, SLG: 0.400	0-1 HR			2-2 G1-3		1-1 F9		4-2 BB		3	1	1	1	1	0	0						
Mark Grace, L (1, 3) OBP: 0.355, SLG: 0.519	2-3 K			0-0 G6-4-3 1B		0-0 P6		1-2 F7		4	0	1	0	0	1	3						
Damian Miller, R (1, 2) OBP: 0.289, SLG: 0.360 Quinton McCracken, S (8, PH) OBP: 0.250, SLG: 0.250		1-2 G4-6-3 1B		1-0 G6-4-3 1-2f			3-3 K		0-3 K	3	0	1	0	0	1	1						
Steve Finley, L (1, 8) OBP: 0.286, SLG: 0.542		1-2 G4-6-3 1-2f			0-0 B1		4-1 G5-4-3 BB		0-1 F8	3	0	0	0	1	0	1						
Junior Spivey, R (1, 4) OBP: 0.333, SLG: 0.407			3-2 F8		1-1 2B		1-2 G5-4-3 1-2f		3-1 1B 2B	4	0	2	0	0	0	1						
Craig Counsell, L (1, 5) OBP: 0.357, SLG: 0.407				4-2 SH5-3 BB		1-1 G4-3		2-1 FC5-4 1B	0-1 DI 1B	3	0	2	0	1	0	1						
Todd Stottlemyre, L (1, 1) Eddie Oropesa, L (6, PH) Mike Morgan, R (7, PH) Chris Donnels, L (8, PH) Jose Guillen, R (8, PH) Mike Myers, L (8, PH) David Dellucci, L (9, PH)			0-0 SH5-3		0-2 G1-3			1-2 FC5-4 1B	0-3 K	1	0	0	0	0	0	1						
<b>Inning Stats</b>	R: 1 E: 0 K: 1 S: 10	H: 1 LOB: 0 BB: 0 P: 14	R: 0 E: 0 K: 0 S: 13	H: 1 LOB: 0 BB: 0 P: 18	R: 0 E: 0 K: 0 S: 10	H: 0 LOB: 1 BB: 1 P: 16	R: 0 E: 0 K: 0 S: 5	H: 1 LOB: 0 BB: 0 P: 8	R: 0 E: 0 K: 0 S: 8	H: 1 LOB: 1 BB: 0 P: 10	R: 1 E: 0 K: 0 S: 8	H: 1 LOB: 0 BB: 0 P: 13	R: 0 E: 0 K: 1 S: 7	H: 0 LOB: 1 BB: 1 P: 15	R: 0 E: 0 K: 1 S: 18	H: 2 LOB: 3 BB: 1 P: 30		R: 0 E: 0 K: 2 S: 12	H: 2 LOB: 2 BB: 0 P: 15	1B: 5 2B: 2 3B: 0 HR: 2	SF: 0 SAC: 1 DP: 3 HBP: 0	WP: 0 PB: 0 SB: 1 CS: 1
<b>PITCHER</b>	IP WLS BF H R ER SO BB IBB HBP BLK WP HR S P ERA WHIP																					
Bobby Jones, R (1, 1) ERA: 2.84	6.1 W 24 5 2 2 2 2 2 0 0 0 0 0 2 58 90 2.84 1.105																					
Jason Boyd, R (7, 1) ERA	0.2 H 2 1 0 0 0 0 0 0 0 0 0 0 0 5 8 0.00 1.500																					
Alan Embree, L (8, 1) ERA: 3.0	1.0 H 5 1 0 0 1 1 0 0 0 0 0 0 0 16 26 0.00 2.000																					
Trevor Hoffman, R (9, 1) ERA: 9.0	1.0 S 5 2 0 0 2 0 0 0 0 0 0 0 0 12 15 0.00 2.000																					

Batter	1	2	3	4	5	6	7	8	9	AB	R	H	RBI	BB	SO	LOB	BOTTOM			
D'Angelo Jimenez, S (1, 4) OBP: 0.343, SLG: 0.500	0-1 G3		0-0 F7		4-2 1B G3 HR BB		0-1 G4-3			3	1	0	0	1	0	0	<b>Arizona Diamondbacks @ San Diego Padres</b> Qualcomm Stadium, San Diego, CA Tue Apr 09 2002, 10:05 PM EDT Att: 43,861 - Cloudy - 64 F			
Mark Kotsay, L (1, 8) OBP: 0.353, SLG: 0.400	0-0 HR 1B		1-1 G3-1		2-2 G3		3-2			4	1	2	0	0	0	1				
Phil Nevin, R (1, 3) OBP: 0.452, SLG: 0.679	0-0 1H HR		4-0 BB		2-1 HR 1B		1-0 F9			3	2	2	2	1	0	1				
Ryan Klesko, L (1, 9) OBP: 0.188, SLG: 0.286	3-2 F2		4-0 BB		2-1 HR			0-1 P5		3	1	1	3	1	0	0				
Ray Lankford, L (1, 7) OBP: 0.188, SLG: 0.133 Ron Gant, R (8, PH) OBP: 0.176, SLG: 0.333 Trevor Hoffman, R (9, 1)	2-3 K		3-3 K		3-3 K			3-2 G5-3		3	0	0	0	0	3	2				
Sean Burroughs, L (1, 5) OBP: 0.281, SLG: 0.304 Jason Boyd, R (7, 1) Alan Embree, L (8, 1) Bubba Trammell, R (8, PH) OBP: 0.429, SLG: 0.471		1-1 G4-3			1-2 G6-3		0-0 L8		4-2 BB	3	0	0	0	0	0	0				
Ramón Vázquez, L (1, 6) OBP: 0.167, SLG: 0.222		3-1 1B		2-2 G3		3-2 G6-3		2-3 K		4	0	1	0	0	1	1				
Tom Lampkin, L (1, 2) OBP: 0.143, SLG: 0.077		2-2 F7		2-1 G5-3		2-3 K				3	0	0	0	0	1	1				
Bobby Jones, R (1, 1) Deivi Cruz, R (7, 6) OBP: 0.190, SLG: 0.190		1-0 F9			3-2 G5-3		1-1 G6-3			2	0	0	0	0	0	1				
<b>Inning Stats</b>	R: 2 E: 0 K: 1 S: 10	H: 2 LOB: 0 BB: 0 P: 15	R: 0 E: 0 K: 0 S: 8	H: 1 LOB: 0 BB: 0 P: 15	R: 0 E: 0 K: 1 S: 7	H: 0 LOB: 2 BB: 2 P: 19	R: 0 E: 0 K: 0 S: 11	H: 0 LOB: 0 BB: 0 P: 16	R: 3 E: 0 K: 1 S: 16	H: 2 LOB: 0 BB: 1 P: 32	R: 0 E: 0 K: 1 S: 7	H: 0 LOB: 0 BB: 0 P: 12	R: 0 E: 0 K: 0 S: 8	H: 1 LOB: 1 BB: 0 P: 13	R: 0 E: 0 K: 1 S: 12	H: 0 LOB: 1 BB: 1 P: 21		1B: 4 2B: 0 3B: 0 HR: 2	SF: 0 SAC: 0 DP: 0 HBP: 0	WP: 0 PB: 0 SB: 0 CS: 0
<b>PITCHER</b>	IP WLS BF H R ER SO BB IBB HBP BLK WP HR S P ERA WHIP																			
Todd Stottlemyre, R (1, 1) ERA: 9.0	5.0 L 23 5 5 5 3 3 0 0 0 0 0 0 0 7 12 9.00 1.600																			
Eddie Oropesa, L (6, 1) ERA	1.0 3 0 0 0 1 0 0 0 0 0 0 0 0 7 12 0.00 0.000																			
Mike Morgan, R (7, 1) ERA: 10.8	1.0 4 1 0 0 0 0 0 0 0 0 0 0 8 13 0.00 1.000																			
Mike Myers, L (8, 1) ERA: 4.91	1.0 4 0 0 0 1 1 0 0 0 0 0 0 0 12 21 0.00 1.000																			



Batter	1	2	3	4	5	6	7	8	9	AB	R	H	RBI	BB	SO	LOB	TOP							
Tony Womack, L (1, 6) OBP: 0.270, SLG: 0.313										4	0	0	0	0	2	1	<b>Arizona Diamondbacks @ San Diego Padres</b> Qualcomm Stadium, San Diego, CA Wed Apr 10 2002, 10:05 PM EDT Att: 15,724 - Sunny - 64 F							
Junior Salvey, R (1, 4) OBP: 0.294, SLG: 0.355										4	0	0	0	0	1	0								
Luis Gonzalez, L (1, 7) OBP: 0.222, SLG: 0.394										3	1	1	0	1	0	0								
Danny Bautista, R (1, 9) OBP: 0.394, SLG: 0.613										4	0	1	0	0	1	2								
Steve Finley, L (1, 8) OBP: 0.313, SLG: 0.536										4	0	2	0	0	0	1								
Damian Miller, R (1, 2) OBP: 0.300, SLG: 0.333										2	0	0	0	2	0	1								
Mark Grace, L (1, 3) OBP: 0.371, SLG: 0.533										3	0	1	1	1	1	3								
Craig Counsell, L (1, 5) OBP: 0.313, SLG: 0.355										4	0	0	0	0	0	4								
Rick Helling, R (1, 1)										2	0	0	0	0	1	1								
Quinton McCracken, S (7, PH) ERA: 2.20, SLG: 0.220										1	0	0	0	0	1	0								
Eddie Oropesa, L (7, 1)										0	0	0	0	0	0	0								
Miguel Batista, R (8, 1)										0	0	0	0	0	0	0								
Greg Colbrunn, R (9, PH)										1	0	0	0	0	0	0								
<b>Inning Stats</b>	R: 0 E: 0 K: 1 S: 8	H: 0 LOB: 0 BB: 0 P: 13	R: 0 E: 0 K: 0 S: 7	H: 0 LOB: 0 BB: 0 P: 8	R: 0 E: 0 K: 1 S: 9	H: 1 LOB: 1 BB: 0 P: 12	R: 0 E: 0 K: 0 S: 16	H: 2 LOB: 3 BB: 1 P: 25	R: 0 E: 0 K: 1 S: 12	H: 0 LOB: 0 BB: 0 P: 18	R: 1 E: 0 K: 0 S: 12	H: 1 LOB: 3 BB: 3 P: 27	R: 0 E: 0 K: 2 S: 9	H: 0 LOB: 0 BB: 0 P: 12	R: 0 E: 0 K: 1 S: 9	H: 1 LOB: 1 BB: 0 P: 16	R: 0 E: 0 K: 1 S: 6	H: 0 LOB: 0 BB: 0 P: 7	1B: 4 2B: 1 3B: 0 HR: 0	SF: 0 SAC: 0 DP: 0 HBP: 0	WP: 0 PB: 0 SB: 0 CS: 0	PA: 36		
<b>PITCHER</b>	IP WLS BF H R ER SO BB IBB HBP BLK WP HR S P ERA WHIP																							
Brett Tomko, R (1, 1) ERA: 1.42	5.2	24	4	1	1	3	3	0	0	0	0	0	0	0	62	97	1.59	1.235						
Alan Embree, L (6, 1) ERA: 2.7	0.1	W	2	0	0	0	1	0	0	0	0	0	0	0	2	6	0.00	3.000						
Jeremy Fikac, R (7, 1) ERA: 1.8	2.0	H	7	1	0	0	3	0	0	0	0	0	0	0	18	28	0.00	0.500						
Trevor Hoffman, R (9, 1) ERA: 6.0	1.0	S	3	0	0	0	1	0	0	0	0	0	0	0	6	7	0.00	0.000						

Batter	1	2	3	4	5	6	7	8	9	AB	R	H	RBI	BB	SO	LOB	BOTTOM							
D'Angelo Jimenez, S (1, 4) OBP: 0.333, SLG: 0.474										4	0	1	0	0	1	0	<b>Arizona Diamondbacks @ San Diego Padres</b> Qualcomm Stadium, San Diego, CA Wed Apr 10 2002, 10:05 PM EDT Att: 15,724 - Sunny - 64 F							
Mark Kotsay, L (1, 8) OBP: 0.342, SLG: 0.364										3	0	0	0	1	1	1								
Phil Nevin, R (1, 3) OBP: 0.457, SLG: 0.645										3	0	1	0	1	1	2								
Ryan Klesko, L (1, 9) OBP: 0.250, SLG: 0.333										4	1	2	0	0	1	2								
Trenidad Hubbard, R (8, 9)										0	0	0	0	0	0	0								
Bubba Trammell, R (1, 7) OBP: 0.400, SLG: 0.429										4	0	1	0	0	0	2								
Deivi Cruz, R (1, 6) OBP: 0.200, SLG: 0.320										4	1	1	1	0	1	2								
Ramón Vázquez, L (1, 5) OBP: 0.227, SLG: 0.273										4	0	2	1	0	1	0								
Tom Lampkin, L (1, 2) OBP: 0.118, SLG: 0.063										3	0	0	0	0	1	3								
Brett Tomko, R (1, 1) OBP: 0.200, SLG: 0.200										2	0	0	0	0	0	2								
Alan Embree, L (6, 1)										0	0	0	0	0	0	0								
Mark Sweeney, L (6, PH) OBP: 0.250, SLG: 0.250										1	0	0	0	0	0	0								
Jeremy Fikac, R (7, 1)										0	0	0	0	0	0	0								
Trevor Hoffman, R (9, 1)										0	0	0	0	0	0	0								
<b>Inning Stats</b>	R: 0 E: 0 K: 1 S: 12	H: 1 LOB: 1 BB: 0 P: 18	R: 0 E: 0 K: 1 S: 14	H: 1 LOB: 0 BB: 0 P: 22	R: 0 E: 0 K: 2 S: 9	H: 0 LOB: 1 BB: 1 P: 18	R: 1 E: 0 K: 1 S: 10	H: 3 LOB: 2 BB: 0 P: 14	R: 0 E: 0 K: 0 S: 16	H: 2 LOB: 2 BB: 0 P: 23	R: 1 E: 0 K: 0 S: 9	H: 1 LOB: 0 BB: 0 P: 11	R: 0 E: 0 K: 1 S: 7	H: 0 LOB: 1 BB: 1 P: 16	R: 0 E: 0 K: 1 S: 8	H: 0 LOB: 0 BB: 0 P: 12	1B: 7 2B: 0 3B: 0 HR: 1	SF: 0 SAC: 0 DP: 0 HBP: 0	WP: 0 PB: 0 SB: 0 CS: 0	PA: 34				
<b>PITCHER</b>	IP WLS BF H R ER SO BB IBB HBP BLK WP HR S P ERA WHIP																							
Rick Helling, R (1, 1) ERA: 4.09	6.0	L	27	8	2	2	5	1	0	0	0	0	0	0	70	106	3.00	1.500						
Eddie Oropesa, L (7, 1) ERA:	1.0		4	0	0	0	1	1	0	0	0	0	0	0	7	16	0.00	1.000						
Miguel Batista, R (8, 1) ERA:	1.0		3	0	0	0	1	0	0	0	0	0	0	0	8	12	0.00	0.000						

AB	32
R	1
H	5
RBI	1
BB	4
SO	7
LOB	13



AB	32
R	2
H	8
RBI	2
BB	2
SO	7
LOB	14







Batter	1	2	3	4	5	6	7	8	9	AB	R	H	RBI	BB	SO	LOB	TOP		
<b>Dave Roberts, L</b> (1, 8) OBP: 0.300, SLG: 0.357	F8		2B 3B		B1		K			4	1	1	0	0	1	0	<b>Los Angeles Dodgers @ San Diego Padres</b> Qualcomm Stadium, San Diego, CA Fri Apr 12 2002, 10:05 PM EDT Att: 31,894 - Cloudy - 65 F		
<b>Alex Cora, L</b> (1, 6) OBP: 0.375, SLG: 0.500	G4-3		2B G4-3 HBP		1B 3B			G6-4-3 BB		2	2	1	0	1	0				
<b>Paul Lo Duca, R</b> (1, 2) OBP: 0.300, SLG: 0.425	1B		G4-3 2B		G3-6-3 1B			G6-4-3 1-2		4	0	3	2	0	0	1			
<b>Shawn Green, L</b> (1, 9) OBP: 0.300, SLG: 0.361	G4-3		G4-3		G3-6-3			F9		4	0	0	1	0	0	3			
<b>Brian Jordan, R</b> (1, 7) OBP: 0.282, SLG: 0.361			F9		G4-6-3 1B			G6-3		4	0	2	0	0	0	1			
<b>Eric Karros, R</b> (1, 3) OBP: 0.313, SLG: 0.452			P3		F8			G5-4-3 1B		4	0	1	0	0	1	3			
<b>Adrian Beltré, R</b> (1, 5) OBP: 0.395, SLG: 0.323			2B		G4-6-3 1-2			G5-4-3 1-2		4	0	1	0	0	0	2			
<b>Mark Grudzielanek, R</b> (1, 4) OBP: 0.333, SLG: 0.406			IBB		F7			G4-3		2	0	0	0	1	1	0			
<b>Kaz Ishii, L</b> (1, 1) <b>Jeff Rebutlet, R</b> (7, PH) <b>Giovanni Carrara, R</b> (7, 1) <b>Eric Gagne, R</b> (9, 1)			K		F8			K		2	0	0	0	0	1	2			
<b>Inning Stats</b>	R: 0 H: 1 E: 0 K: 0 S: 12	H: 1 LOB: 1 BB: 0 P: 18	R: 0 H: 2 E: 0 K: 2 S: 11	H: 2 LOB: 1 BB: 1 P: 21	R: 2 H: 2 E: 0 K: 1 S: 9	H: 2 LOB: 1 BB: 0 P: 16	R: 0 H: 0 E: 0 K: 1 S: 11	H: 0 LOB: 0 BB: 0 P: 15	R: 1 H: 2 E: 0 K: 0 S: 5	H: 2 LOB: 0 BB: 0 P: 6	R: 0 H: 1 E: 0 K: 2 S: 7	H: 1 LOB: 0 BB: 0 P: 10	R: 0 H: 0 E: 0 K: 2 S: 9	H: 0 LOB: 0 BB: 0 P: 12	R: 0 H: 0 E: 0 K: 0 S: 7	H: 1 LOB: 0 BB: 1 P: 16	1B: 5 2B: 3 3B: 2 HR: 0	SF: 0 SAC: 0 DP: 5 HBP: 1	WP: 0 PA: 34 PB: 0 SB: 0 CS: 1
<b>PITCHER</b>	IP	WLS	BF	H	R	ER	SO	BB	IBB	HBP	BLK	WP	HR	S	P	ERA	WHIP		
<b>Kevin Jarvis, R</b> (1, 1) ERA: 3.32	7.0	L	28	8	3	3	5	0	1	1	0	0	0	64	98	3.86	1.143		
<b>Juan Moreno, L</b> (8, 1) ERA: 8.1	1.0		3	0	0	0	0	1	0	0	0	0	0	7	16	0.00	1.000		
<b>Steve Reed, R</b> (9, 1) ERA: 2.25	1.0		3	1	0	0	0	0	0	0	0	0	0	8	9	0.00	1.000		


Batter	1	2	3	4	5	6	7	8	9	AB	R	H	RBI	BB	SO	LOB	BOTTOM		
<b>D'Angelo Jimenez, S</b> (1, 4) OBP: 0.302, SLG: 0.429	G5-3		F9			F8		K		4	0	0	0	0	1	0	<b>Los Angeles Dodgers @ San Diego Padres</b> Qualcomm Stadium, San Diego, CA Fri Apr 12 2002, 10:05 PM EDT Att: 31,894 - Cloudy - 65 F		
<b>Trenidad Hubbard, R</b> (1, 8)	K		G6-3			F4		G4-3		4	0	0	0	0	1	0			
<b>Phil Nevin, R</b> (1, 3) OBP: 0.436, SLG: 0.600	G5-3				G6-3		BB 1B		G6-3	4	0	1	0	0	0	0			
<b>Bubba Trammell, R</b> (1, 9) OBP: 0.414, SLG: 0.391			P4		BB			F8		2	0	0	0	2	0	0			
<b>Ron Gant, R</b> (1, 7) OBP: 0.143, SLG: 0.263			F8		F9			F9		4	0	0	0	0	0	3			
<b>Deivi Cruz, R</b> (1, 6) OBP: 0.214, SLG: 0.357			2B		K			F9		3	0	1	0	0	1	1			
<b>Javier Cardona, R</b> (1, 2) OBP: 0.273, SLG: 0.111			BB		G5-3			F7		2	0	0	0	1	0	0			
<b>Ramón Vázquez, L</b> (1, 5) OBP: 0.200, SLG: 0.240			K		F7			G3-1		3	0	0	0	0	1	2			
<b>Kevin Jarvis, L</b> (1, 1) OBP: 0.167, SLG: 0.167 <b>Juan Moreno, L</b> (8, 1) <b>Mark Sweeney, L</b> (8, PH) <b>Steve Reed, R</b> (9, 1)			K		K			K		2	0	0	0	0	2	0			
<b>Inning Stats</b>	R: 0 H: 0 E: 0 K: 1 S: 9	H: 1 LOB: 0 BB: 0 P: 15	R: 0 H: 1 E: 0 K: 1 S: 11	H: 1 LOB: 2 BB: 1 P: 20	R: 0 H: 0 E: 0 K: 1 S: 7	H: 0 LOB: 0 BB: 0 P: 11	R: 0 H: 0 E: 0 K: 1 S: 11	H: 0 LOB: 1 BB: 1 P: 19	R: 0 H: 1 E: 0 K: 0 S: 10	H: 1 LOB: 2 BB: 1 P: 20	R: 0 H: 0 E: 0 K: 0 S: 7	H: 0 LOB: 0 BB: 0 P: 9	R: 0 H: 0 E: 0 K: 2 S: 9	H: 0 LOB: 0 BB: 0 P: 14	R: 0 H: 0 E: 0 K: 0 S: 5	H: 0 LOB: 0 BB: 0 P: 8	1B: 1 2B: 1 3B: 0 HR: 0	SF: 0 SAC: 0 DP: 0 HBP: 0	WP: 0 PA: 32 PB: 0 SB: 0 CS: 0
<b>PITCHER</b>	IP	WLS	BF	H	R	ER	SO	BB	IBB	HBP	BLK	WP	HR	S	P	ERA	WHIP		
<b>Kaz Ishii, L</b> (1, 1) ERA: 2.0	6.0	W	23	2	0	0	5	3	0	0	0	0	0	54	95	0.00	0.833		
<b>Giovanni Carrara, R</b> (7, 1) ERA: 2.0	2.0	H	6	0	0	0	2	0	0	0	0	0	0	16	23	0.00	0.000		
<b>Eric Gagne, R</b> (9, 1) ERA:	1.0	S	3	0	0	0	0	0	0	0	0	0	0	5	8	0.00	0.000		



Batter	1	2	3	4	5	6	7	8	9	AB	R	H	RBI	BB	SO	LOB	TOP										
Dave Roberts, L (1,8) OBP: 0.273, SLG: 0.323 Paul Quantrill, L (7,1)	1-3 K	2-0 P4					1-2 G4-3		2-3 K	3	0	0	0	0	1	2	<b>Los Angeles Dodgers @ San Diego Padres</b> Qualcomm Stadium, San Diego, CA Sat Apr 13, 2002, 10:05 PM EDT Att: 47,893 - Sunny - 64 F <a href="http://livebaseballscorecards.com">livebaseballscorecards.com</a>										
Cesar Izturis, S (1,6) OBP: 0.341, SLG: 0.410	1-2 G4-3		0-0 CS		2-2 G4-3		1-3 K2-3		4-2 BB	4	0	1	0	1	1	1											
Paul Lo Duca, R (1,2) OBP: 0.311, SLG: 0.432	2-2 2B		2-1 P4			0-1 F9		4-2 1B	0-3 K	4	0	1	0	1	1	3											
Shawn Green, L (1,9) OBP: 0.295, SLG: 0.425	0-1 G6-3		0-0 HR			2-3 K2-3		0-3 BB		4	1	1	1	0	2	2											
Brian Jordan, R (1,7) OBP: 0.302, SLG: 0.359		4-0 1B	1-2 F7			2-3 K		1-1 1B	1-2 1B	3	1	1	0	1	1	0											
Eric Karros, R (1,3) OBP: 0.306, SLG: 0.429		2-2 1B		3-1 G5-3			3-3 K	0-0 F8		4	0	1	0	0	1	2											
Adrian Beltré, R (1,5) OBP: 0.381, SLG: 0.324		1-2 SF8		2-2 F9			2-1 BB	1-1 P4		3	1	1	1	0	0	2											
Mark Grudzielanek, R (1,4) OBP: 0.350, SLG: 0.400		3-H 2-1		1-3 K			4-1 BB		1-3 K	3	1	1	0	1	2	0											
Kevin Brown, R (1,1) Terry Mulholland, R (2,1) Marquis Grissom, R (5,8) Omar Daal, L (5,1) Alex Cora, L (7,PH) Hiram Bocachica, R (7,PH)	1-3 K						1-0 S	0-2 2B		1	0	0	0	0	1	2											
<b>Inning Stats</b>	R: 0 E: 0 K: 1 S: 12	H: 1 LOB: 1 BB: 0 P: 16	R: 1 E: 0 K: 1 S: 14	H: 2 LOB: 2 BB: 1 P: 26	R: 1 E: 0 K: 0 S: 7	H: 2 LOB: 0 BB: 0 P: 10	R: 0 E: 0 K: 1 S: 8	H: 0 LOB: 0 BB: 0 P: 14	R: 0 E: 0 K: 2 S: 9	H: 0 LOB: 1 BB: 1 P: 12	R: 2 E: 0 K: 2 S: 15	H: 2 LOB: 1 BB: 1 P: 27	R: 0 E: 0 K: 1 S: 11	H: 1 LOB: 2 BB: 1 P: 17	R: 0 E: 0 K: 3 S: 14	H: 1 LOB: 2 BB: 1 P: 21			1B: 5 2B: 3 3B: 0 HR: 1	SF: 1 SAC: 0 DP: 0 HBP: 0	WP: 0 PA: 39 PB: 0 SB: 1 CS: 1						
<b>PITCHER</b>	IP	WLS	BF	H	R	ER	SO	BB	IBB	HBP	BLK	WP	HR	S	P	ERA	WHIP										
Brian Tolberg, R (1,1) ERA: 11.2	5.0		20	5	2	2	4	1	0	0	0	0	1	50	78	3.60	1.200										
Jason Boyd, R (6,1) ERA: 2.54	1.1	B	7	2	2	2	3	1	0	0	0	0	0	16	30	13.50	2.250										
Alan Embree, L (7,1) ERA: 2.08	1.0		4	0	0	0	2	1	0	0	0	0	0	13	19	0.00	1.000										
Jeremy Fikac, R (8,1) ERA: 1.59	0.2	W	3	1	0	0	0	0	0	0	0	0	0	5	7	0.00	1.500										
Trevor Hoffman, R (9,1) ERA: 4.5	1.0	S	5	1	0	0	3	1	0	0	0	0	0	14	21	0.00	2.000										

Batter	1	2	3	4	5	6	7	8	9	AB	R	H	RBI	BB	SO	LOB	BOTTOM										
D'Angelo Jimenez, S (1,4) OBP: 0.319, SLG: 0.422	4-2 BB		0-1 F9				1-1 G4-3			3	1	1	0	1	0	0	<b>Los Angeles Dodgers @ San Diego Padres</b> Qualcomm Stadium, San Diego, CA Sat Apr 13, 2002, 10:05 PM EDT Att: 47,893 - Sunny - 64 F <a href="http://livebaseballscorecards.com">livebaseballscorecards.com</a>										
Mark Kotsay, L (1,8) OBP: 0.381, SLG: 0.389	4-1 BB		1-1 HR		3-1 1B		1-1 G1-3			3	1	2	0	1	0	0											
Phil Nevin, R (1,3) OBP: 0.419, SLG: 0.605	2-1 BB		1-0 F2		0-0 SF7		1-0 2B			3	1	1	1	0	0	3											
Ryan Klesko, L (1,9) OBP: 0.292, SLG: 0.476	0-0 P3		2-0 HR		3-H 2-1		4-0 1B			3	2	1	2	1	0	2											
Ray Lankford, L (1,7) OBP: 0.211, SLG: 0.118 Alan Embree, L (7,1) Trenidad Hubbard, R (8,7) OBP: 0.125, SLG: 0.125		4-2 2B	1-0 P4			1-2 F8		2-1 1B		2	0	0	0	1	0	0											
Deivi Cruz, R (1,6) OBP: 0.250, SLG: 0.438		2-2 2B		2-1 G1-3		2-0 G5-3		1-1 2B		4	0	2	2	0	0	0											
Ramón Vázquez, L (1,5) OBP: 0.172, SLG: 0.207		2-3 K		0-0 G4-3		1-0 F7		2-3 FC4-2		4	0	0	0	0	1	4											
Tom Lampkin, L (1,2) OBP: 0.143, SLG: 0.053		4-2 BB		1-0 G3			1-0 P4		2-2 L6	3	0	0	0	1	0	2											
Brian Tolberg, R (1,1) Ron Gant, R (5,PH) Jason Boyd, R (5,1) Bubba Trammell, R (7,7) Jeremy Fikac, R (8,1) Trevor Hoffman, R (9,1)		1-1 G4-6-3			3-1 HR		0-0 G5-3			1	0	0	0	0	0	3											
<b>Inning Stats</b>	R: 0 E: 0 K: 0 S: 10	H: 0 LOB: 1 BB: 2 P: 20	R: 0 E: 0 K: 1 S: 17	H: 1 LOB: 2 BB: 2 P: 30	R: 2 E: 0 K: 0 S: 7	H: 2 LOB: 0 BB: 0 P: 12	R: 0 E: 0 K: 0 S: 4	H: 0 LOB: 0 BB: 0 P: 7	R: 2 E: 0 K: 0 S: 11	H: 3 LOB: 0 BB: 0 P: 20	R: 0 E: 0 K: 0 S: 5	H: 0 LOB: 0 BB: 0 P: 9	R: 0 E: 0 K: 0 S: 4	H: 0 LOB: 0 BB: 0 P: 6	R: 2 E: 0 K: 0 S: 11	H: 3 LOB: 2 BB: 1 P: 24			1B: 4 2B: 3 3B: 0 HR: 2	SF: 1 SAC: 0 DP: 3 HBP: 0	WP: 0 PA: 35 PB: 0 SB: 0 CS: 0						
<b>PITCHER</b>	IP	WLS	BF	H	R	ER	SO	BB	IBB	HBP	BLK	WP	HR	S	P	ERA	WHIP										
Kevin Brown, R (1,1) ERA: 5.11	1.1		7	1	0	0	1	3	0	0	0	0	2	23	41	0.00	3.000										
Terry Mulholland, L (2,1) ERA: 21.21	2.2		13	5	4	4	0	1	0	0	0	0	2	23	43	13.50	2.250										
Omar Daal, L (5,1) ERA: 2.16	2.0		5	0	0	0	0	0	0	0	0	0	0	8	14	0.00	0.000										
Paul Quantrill, R (7,1) ERA: 9.45	2.0	L	10	3	2	2	0	0	0	1	0	0	0	15	30	9.00	1.500										



Batter	1	2	3	4	5	6	7	8	9	AB	R	H	RBI	BB	SO	LOB	TOP				
Dave Roberts, L (1, 8) OBP: 0.270, SLG: 0.294	G6-3			F9		K		G4-3 BB		3	0	0	0	1	1	0	<b>Los Angeles Dodgers @ San Diego Padres</b> Qualcomm Stadium, San Diego, CA Sun Apr 14 2002, 8:05 PM EDT Att: 46,410 - Sunny - 68 F				
Cesar Izturis, S (1, 6) OBP: 0.318, SLG: 0.381	K			G4-3		P3		G4-3		3	0	0	0	0	1	0					
Dave Hansen, L (8, PH) OBP: 0.143, SLG: 0.143	K			G4-3				G4-3		1	0	0	0	0	0	1					
Giovanni Carrara, R (8, 1)										0	0	0	0	0	0	0					
Paul Lo Duca, R (1, 2) OBP: 0.306, SLG: 0.404	G4-3			G4-3		G1-3				3	0	0	0	1	0	0					
Shawn Green, L (1, 9) OBP: 0.292, SLG: 0.409		G3				FC1 FC5-2 1B		G3		4	0	1	0	0	0	2					
Brian Jordan, R (1, 7) OBP: 0.319, SLG: 0.372	G6-3					FC5-2 FC1 1B				4	0	2	0	0	0	0					
Eric Karros, R (1, 3) OBP: 0.300, SLG: 0.410						FC1 FC1-2 FC5-2		F8		4	0	1	0	0	0	3					
Hiram Bocachica, R (8, PR) OBP: 0.250, SLG: 1.000	G1-3					FC1-2 FC5-2				0	0	0	0	0	0	0					
Adrián Beltré, R (1, 5) OBP: 0.370, SLG: 0.316				G4-3		FC5-2 FC1-2		F8		4	0	1	0	0	0	4					
Jeff Reboulet, R (1, 4) OBP: 0.333, SLG: 0.286						FC1-2		1B		3	0	0	0	1	0	6					
Hideo Nomo, R (1, 1)				G4-6-3		FC1-2 FC5-2		G6-3		2	0	0	0	0	0	4					
Jesse Orosco, R (7, 1)				G4-6-3		G6-3				0	0	0	0	0	0	0					
Alex Cora, L (8, PH) OBP: 0.333, SLG: 0.429						G6-3		K		1	0	0	0	0	1	0					
																					
<b>Inning Stats</b>	R: 0 H: 0 E: 0 K: 1 S: 8	H: 0 LOB: 0 BB: 0 P: 13	R: 0 H: 0 E: 0 K: 0 S: 6	H: 0 LOB: 0 BB: 0 P: 8	R: 0 H: 0 E: 0 K: 0 S: 8	H: 0 LOB: 0 BB: 1 P: 14	R: 0 H: 0 E: 0 K: 0 S: 9	H: 0 LOB: 0 BB: 0 P: 14	R: 0 H: 2 E: 0 K: 1 S: 6	H: 0 LOB: 3 BB: 0 P: 7	R: 0 H: 2 E: 0 K: 0 S: 9	H: 2 LOB: 2 BB: 0 P: 12	R: 0 H: 0 E: 0 K: 1 S: 10	H: 0 LOB: 2 BB: 2 P: 24	R: 0 H: 1 E: 0 K: 0 S: 9	H: 1 LOB: 1 BB: 0 P: 13		1B: 5 2B: 0 3B: 0 HR: 0	SF: 0 SAC: 0 DP: 1 HBP: 0	WP: 0 PB: 0 SB: 0 CS: 0	PA: 35
<b>PITCHER</b>	IP WLS BF H R ER SO BB IBB HBP BLK WP HR S P ERA WHIP	IP WLS BF H R ER SO BB IBB HBP BLK WP HR S P ERA WHIP	IP WLS BF H R ER SO BB IBB HBP BLK WP HR S P ERA WHIP	IP WLS BF H R ER SO BB IBB HBP BLK WP HR S P ERA WHIP	IP WLS BF H R ER SO BB IBB HBP BLK WP HR S P ERA WHIP	IP WLS BF H R ER SO BB IBB HBP BLK WP HR S P ERA WHIP	IP WLS BF H R ER SO BB IBB HBP BLK WP HR S P ERA WHIP	IP WLS BF H R ER SO BB IBB HBP BLK WP HR S P ERA WHIP	IP WLS BF H R ER SO BB IBB HBP BLK WP HR S P ERA WHIP	IP WLS BF H R ER SO BB IBB HBP BLK WP HR S P ERA WHIP	IP WLS BF H R ER SO BB IBB HBP BLK WP HR S P ERA WHIP	IP WLS BF H R ER SO BB IBB HBP BLK WP HR S P ERA WHIP	IP WLS BF H R ER SO BB IBB HBP BLK WP HR S P ERA WHIP	IP WLS BF H R ER SO BB IBB HBP BLK WP HR S P ERA WHIP	IP WLS BF H R ER SO BB IBB HBP BLK WP HR S P ERA WHIP	IP WLS BF H R ER SO BB IBB HBP BLK WP HR S P ERA WHIP	IP WLS BF H R ER SO BB IBB HBP BLK WP HR S P ERA WHIP	IP WLS BF H R ER SO BB IBB HBP BLK WP HR S P ERA WHIP	IP WLS BF H R ER SO BB IBB HBP BLK WP HR S P ERA WHIP	IP WLS BF H R ER SO BB IBB HBP BLK WP HR S P ERA WHIP	IP WLS BF H R ER SO BB IBB HBP BLK WP HR S P ERA WHIP
Brian Lawrence, R (1, 1) ERA: 1.66	7.0 W 26 4 0 0 2 1 0 0 0 0 0 0 0 60 82 0.00 0.714	0.2 H 4 0 0 0 1 2 0 0 0 0 0 0 0 8 20 0.00 3.000	0.1 H 1 0 0 0 0 0 0 0 0 0 0 0 0 2 4 0.00 0.000	1.0 S 4 1 0 0 0 0 0 0 0 0 0 0 0 9 13 0.00 1.000																	

Batter	1	2	3	4	5	6	7	8	9	AB	R	H	RBI	BB	SO	LOB	BOTTOM				
D'Angelo Jimenez, S (1, 4) OBP: 0.314, SLG: 0.408	P6		G4-3		G3-6-3					4	0	1	1	0	0	1	<b>Los Angeles Dodgers @ San Diego Padres</b> Qualcomm Stadium, San Diego, CA Sun Apr 14 2002, 8:05 PM EDT Att: 46,410 - Sunny - 68 F				
Mark Kotsay, L (1, 8) OBP: 0.370, SLG: 0.359	K		F8				S BB	F9		3	0	0	0	1	1	1					
Phil Nevin, R (1, 3) OBP: 0.426, SLG: 0.585	K						S BB			3	0	1	0	1	2	0					
Ryan Klesko, L (1, 9) OBP: 0.286, SLG: 0.440		G5-3					S BB	G1-6-3 1B		4	0	1	0	0	0	3					
Ron Gant, R (1, 7) OBP: 0.160, SLG: 0.391		F9								3	0	0	0	0	1	3					
Ray Lankford, L (8, PH) OBP: 0.200, SLG: 0.111		F9						F2		1	0	0	0	0	0	0					
Sean Burroughs, L (1, 5) OBP: 0.289, SLG: 0.346		E4 BB								3	0	1	0	0	0	2					
Deivi Cruz, R (1, 6) OBP: 0.286, SLG: 0.441										2	1	1	0	1	0	2					
Tom Lampkin, L (1, 2) OBP: 0.130, SLG: 0.048										2	0	0	0	0	1	2					
Brian Lawrence, R (1, 1) ERA: 2.9										1	0	0	0	1	1	0					
Mark Sweeney, L (7, PH) OBP: 0.167, SLG: 0.167										1	0	0	0	0	0	1					
Jeremy Fikac, R (8, 1)										0	0	0	0	0	0	0					
Alan Embree, L (8, 1)										0	0	0	0	0	0	0					
Trevor Hoffman, R (9, 1)										0	0	0	0	0	0	0					
<b>Inning Stats</b>	R: 0 H: 0 E: 0 K: 2 S: 11	H: 0 LOB: 0 BB: 0 P: 16	R: 0 H: 0 E: 1 K: 1 S: 10	H: 0 LOB: 2 BB: 1 P: 19	R: 0 H: 0 E: 0 K: 1 S: 5	H: 0 LOB: 0 BB: 0 P: 7	R: 0 H: 2 E: 0 K: 1 S: 15	H: 2 LOB: 2 BB: 0 P: 24	R: 0 H: 0 E: 0 K: 0 S: 4	H: 0 LOB: 0 BB: 1 P: 12	R: 0 H: 0 E: 0 K: 1 S: 7	H: 0 LOB: 2 BB: 2 P: 22	R: 1 H: 2 E: 0 K: 0 S: 13	H: 2 LOB: 1 BB: 0 P: 20	R: 0 H: 1 E: 0 K: 0 S: 6	H: 1 LOB: 0 BB: 0 P: 11	1B: 4 2B: 1 3B: 0 HR: 0	SF: 0 SAC: 1 DP: 2 HBP: 0	WP: 0 PB: 0 SB: 3 CS: 0	PA: 32	
<b>PITCHER</b>	IP WLS BF H R ER SO BB IBB HBP BLK WP HR S P ERA WHIP	IP WLS BF H R ER SO BB IBB HBP BLK WP HR S P ERA WHIP	IP WLS BF H R ER SO BB IBB HBP BLK WP HR S P ERA WHIP	IP WLS BF H R ER SO BB IBB HBP BLK WP HR S P ERA WHIP	IP WLS BF H R ER SO BB IBB HBP BLK WP HR S P ERA WHIP	IP WLS BF H R ER SO BB IBB HBP BLK WP HR S P ERA WHIP	IP WLS BF H R ER SO BB IBB HBP BLK WP HR S P ERA WHIP	IP WLS BF H R ER SO BB IBB HBP BLK WP HR S P ERA WHIP	IP WLS BF H R ER SO BB IBB HBP BLK WP HR S P ERA WHIP	IP WLS BF H R ER SO BB IBB HBP BLK WP HR S P ERA WHIP	IP WLS BF H R ER SO BB IBB HBP BLK WP HR S P ERA WHIP	IP WLS BF H R ER SO BB IBB HBP BLK WP HR S P ERA WHIP	IP WLS BF H R ER SO BB IBB HBP BLK WP HR S P ERA WHIP	IP WLS BF H R ER SO BB IBB HBP BLK WP HR S P ERA WHIP	IP WLS BF H R ER SO BB IBB HBP BLK WP HR S P ERA WHIP	IP WLS BF H R ER SO BB IBB HBP BLK WP HR S P ERA WHIP	IP WLS BF H R ER SO BB IBB HBP BLK WP HR S P ERA WHIP	IP WLS BF H R ER SO BB IBB HBP BLK WP HR S P ERA WHIP	IP WLS BF H R ER SO BB IBB HBP BLK WP HR S P ERA WHIP	IP WLS BF H R ER SO BB IBB HBP BLK WP HR S P ERA WHIP	
Hideo Nomo, R (1, 1) ERA: 3.38	6.2 L 28 4 1 1 6 4 0 0 0 0 0 0 0 62 114 0.00 1.200	0.1 1 0 0 0 0 0 0 0 0 0 0 0 0 3 6 0.00 0.000	1.0 3 1 0 0 0 0 0 0 0 0 0 0 0 6 11 0.00 1.000																		





Batter	1	2	3	4	5	6	7	8	9	AB	R	H	RBI	BB	SO	LOB	TOP								
Tsuayoshi Shinjo, R OBP: 0.250, SLG: 0.273	F7		G4-3		G5-3		L7			4	0	1	0	0	0	0	<b>San Francisco Giants @ San Diego Padres</b> Qualcomm Stadium, San Diego, CA Mon Apr 15 2002, 10:05 PM EDT Att: 14,675 - Cloudy - 63 F								
David Bell, R OBP: 0.308, SLG: 0.362	F8		G4-3		G3		K			4	0	0	0	0	1	1									
Barry Bonds, L OBP: 0.625, SLG: 1.167	K							F7		3	0	1	0	1	1	0									
Jeff Kent, R OBP: 0.237, SLG: 0.457										4	2	2	2	0	0	3									
Reggie Sanders, R OBP: 0.320, SLG: 0.341	F7		F7							4	0	0	0	0	1	2									
Jason Christiansen, R (8.1)										0	0	0	0	0	0	0									
Benito Santiago, R OBP: 0.238, SLG: 0.350	K									4	0	1	0	0	2	0									
J.T. Snow, L OBP: 0.300, SLG: 0.209										4	0	1	0	0	1	1									
Ramon Martinez, R OBP: 0.333, SLG: 0.481										4	0	1	0	0	0	1									
Ryan Jensen, R OBP: 0.500, SLG: 0.500										0	0	0	0	0	0	0									
Jay Witasick, R OBP: 0.220, SLG: 0.500										1	0	0	0	0	1	2									
Shawon Dunston, R OBP: 0.220, SLG: 0.500										1	1	1	1	0	0	0									
Aaron Fultz, L (5.1)										0	0	0	0	0	0	0									
Tim Worrell, R (8.1)										1	0	0	0	0	1	0									
Marvin Benard, L OBP: 0.333, SLG: 0.333										1	0	0	0	0	0	0									
<b>Inning Stats</b>	R: 0 E: 0 K: 1 S: 11	H: 0 LOB: 0 BB: 0 P: 18	R: 1 E: 0 K: 2 S: 14	H: 3 LOB: 2 BB: 0 P: 19	R: 0 E: 0 K: 0 S: 11	H: 1 LOB: 2 BB: 1 P: 19	R: 0 E: 0 K: 0 S: 5	H: 0 LOB: 0 BB: 0 P: 10	R: 1 E: 0 K: 0 S: 5	H: 2 LOB: 1 BB: 0 P: 10	R: 0 E: 0 K: 0 S: 8	H: 1 LOB: 1 BB: 0 P: 13	R: 0 E: 0 K: 2 S: 12	H: 0 LOB: 0 BB: 0 P: 13	R: 1 E: 0 K: 2 S: 12	H: 1 LOB: 0 BB: 0 P: 18	R: 0 E: 0 K: 1 S: 8	H: 0 LOB: 0 BB: 0 P: 13	1B: 4 2B: 1 3B: 0 HR: 3	SF: 0 SAC: 0 DP: 0 HBP: 0	WP: 0 PB: 0 SB: 0 CS: 0	PA: 36			
<b>PITCHER</b>	IP	WLS	BF	H	R	ER	SO	BB	IBB	HBP	BLK	WP	HR	S	P	ERA	WHIP								
Bobby Jones, R ERA: 2.92	(1.1)	6.0	26	7	2	2	3	0	1	0	0	0	2	54	89	3.00	1.167								
Steve Reed, R ERA: 3.0	(7.1)	2.0	B	7	1	1	4	0	0	0	0	0	1	24	31	4.50	0.500								
Alan Embree, L ERA: 1.59	(9.1)	1.0	W	3	0	0	1	0	0	0	0	0	0	8	13	0.00	0.000								

Batter	1	2	3	4	5	6	7	8	9	AB	R	H	RBI	BB	SO	LOB	BOTTOM								
D'Angelo Jimenez, S OBP: 0.321, SLG: 0.385	G1-3							F7		3	1	0	0	2	1	3	<b>San Francisco Giants @ San Diego Padres</b> Qualcomm Stadium, San Diego, CA Mon Apr 15 2002, 10:05 PM EDT Att: 14,675 - Cloudy - 63 F								
Mark Kotsay, L OBP: 0.373, SLG: 0.372										4	1	1	1	1	1	1									
Phil Nevin, R OBP: 0.482, SLG: 0.674										5	1	4	3	0	0	1									
Ryan Klesko, L OBP: 0.344, SLG: 0.464										3	0	2	0	1	1	2									
Ray Lankford, L OBP: 0.208, SLG: 0.136										4	0	1	0	0	1	6									
Steve Reed, R (7.1)										0	0	0	0	0	0	0									
Bubba Trammell, R OBP: 0.400, SLG: 0.375										0	0	0	0	0	0	0									
Sean Burroughs, L OBP: 0.287, SLG: 0.333										4	0	1	0	0	1	2									
Ramón Vázquez, L OBP: 0.182, SLG: 0.212										4	0	1	0	0	1	0									
Tom Lampkin, L OBP: 0.111, SLG: 0.040										4	0	0	0	0	1	3									
Bobby Jones, R (1.1)										2	0	0	0	0	0	3									
Ron Gant, R OBP: 0.185, SLG: 0.375										1	1	0	0	1	0	0									
Alan Embree, L (9.1)										0	0	0	0	0	0	0									
<b>Inning Stats</b>	R: 0 E: 0 K: 1 S: 15	H: 1 LOB: 2 BB: 1 P: 26	R: 0 E: 0 K: 1 S: 11	H: 0 LOB: 0 BB: 0 P: 16	R: 0 E: 0 K: 2 S: 12	H: 1 LOB: 2 BB: 1 P: 21	R: 0 E: 0 K: 2 S: 13	H: 3 LOB: 3 BB: 0 P: 19	R: 0 E: 0 K: 0 S: 13	H: 1 LOB: 2 BB: 1 P: 25	R: 3 E: 0 K: 1 S: 21	H: 3 LOB: 2 BB: 2 P: 39	R: 0 E: 0 K: 0 S: 7	H: 0 LOB: 0 BB: 0 P: 9	R: 0 E: 0 K: 0 S: 7	H: 0 LOB: 0 BB: 0 P: 11	R: 1 E: 0 K: 0 S: 3	H: 1 LOB: 0 BB: 0 P: 5	1B: 8 2B: 1 3B: 0 HR: 1	SF: 0 SAC: 0 DP: 0 HBP: 0	WP: 0 PB: 0 SB: 0 CS: 0	PA: 39			
<b>PITCHER</b>	IP	WLS	BF	H	R	ER	SO	BB	IBB	HBP	BLK	WP	HR	S	P	ERA	WHIP								
Ryan Jensen, R ERA: 5.78	(1.1)	0.2	4	1	0	0	0	1	0	0	0	0	0	12	22	0.00	3.000								
Jay Witasick, R ERA: 5.78	(1.1)	3.1	15	4	0	0	6	1	0	0	0	0	0	39	60	0.00	1.500								
Aaron Fultz, L ERA: 5.78	(5.1)	1.2	10	2	3	3	1	3	0	0	0	0	0	24	47	16.20	3.000								
Tim Worrell, R ERA: 1.13	(6.1)	1.2	B	7	2	0	0	0	0	0	0	0	0	20	31	0.00	1.200								
Jason Christiansen, L ERA: 4.5	(8.1)	0.2	L	3	1	1	0	0	0	0	0	0	1	7	11	13.50	1.500								



Batter	1	2	3	4	5	6	7	8	9	AB	R	H	RBI	BB	SO	LOB	TOP		
Tsuayoshi Shinjo, R OBP: 0.245, SLG: 0.306	E6 1B SF8		F5		G5-3		BB 3B	F8		5	2	1	0	0	0	1			
Rich Aurilia, R OBP: 0.433, SLG: 0.536 Ramon Martinez, R OBP: 0.333, SLG: 0.481	F2		2B		FC5 BB 1B		K	F7		5	0	2	0	0	1	3			
Barry Bonds, L OBP: 0.642, SLG: 1.125 Robb Nen, R	1B		IBB		FC5 BB 1B		BB BB IBB		K	2	0	1	0	3	1	0			
Jeff Kent, R OBP: 0.233, SLG: 0.436	SF8		F7		FC5		K		2B BB 1B	4	1	1	1	0	1	6			
Reggie Sanders, R OBP: 0.309, SLG: 0.311	F9		K				K		F5	4	0	0	0	1	2	4			
J.T. Snow, L OBP: 0.327, SLG: 0.255		G4-3			G1-4-3 1B		K		BB 2B	4	0	2	1	1	1	0			
David Bell, R OBP: 0.316, SLG: 0.353		K			G1-4-3 1-2		HR 1B		BB BB	4	1	1	0	1	1	4			
Benito Santiago, R OBP: 0.277, SLG: 0.455		2B			K		HR 1B		BB	4	1	2	3	1	1	0			
Kirk Rueter, L Pedro Feliz, R OBP: 0.435, SLG: 0.455 Felix Rodriguez, R Calvin Murray, R	L7				G6-3		F9		K	3	0	0	0	0	0	1			
<b>Inning Stats</b>	R: 1 E: 1 K: 0 S: 12	H: 1 LOB: 1 BB: 0 P: 21	R: 0 E: 0 K: 1 S: 9	H: 1 LOB: 1 BB: 0 P: 13	R: 0 E: 0 K: 1 S: 12	H: 1 LOB: 2 BB: 1 P: 20	R: 0 E: 0 K: 1 S: 5	H: 1 LOB: 0 BB: 0 P: 6	R: 0 E: 0 K: 0 S: 10	H: 2 LOB: 3 BB: 1 P: 19	R: 1 E: 0 K: 2 S: 15	H: 1 LOB: 3 BB: 3 P: 20	R: 0 E: 0 K: 0 S: 5	H: 1 LOB: 1 BB: 0 P: 8	R: 1 E: 0 K: 2 S: 14	H: 2 LOB: 3 BB: 2 P: 29	1B: 5 2B: 4 3B: 1 HR: 1	SF: 1 SAC: 0 DP: 1 HBP: 0	WP: 0 PA: 45 PB: 0 SB: 0 CS: 0
<b>PITCHER</b>	IP WLS BF H R ER SO BB IBB HBP BLK WP HR S P ERA WHIP																		
Brett Tomko, R ERA: 1.93	(1, 1) 6.0 L 27 7 3 2 5 1 1 0 0 0 1 63 99 3.00 1.333																		
Juan Moreno, L ERA: 7.5	(7, 1) 2.2 17 4 2 2 3 4 1 0 0 0 0 32 62 6.75 3.000																		
Steve Reed, R ERA: 2.84	(9, 1) 0.1 1 0 0 0 1 0 0 0 0 0 0 5 8 0.00 0.000																		

San Francisco Giants @ San Diego Padres  
Qualcomm Stadium, San Diego, CA  
Tue Apr 16 2002, 10:05 PM EDT  
Att: 20,930 - Sunny - 63 F

AB 37  
R 5  
H 11  
RBI 5  
BB 7  
SO 9  
LOB 22



Batter	1	2	3	4	5	6	7	8	9	AB	R	H	RBI	BB	SO	LOB	BOTTOM				
D'Angelo Jimenez, S OBP: 0.300, SLG: 0.357	F7		K			G4-3		K		4	0	0	0	0	2	0					
Mark Kotsay, L OBP: 0.400, SLG: 0.413	G6-3 2B				L4			BB G6-4-3 1B		3	0	2	0	1	0	0					
Phil Nevin, R OBP: 0.436, SLG: 0.633 Juan Moreno, L Steve Reed, R	G6-3				G1-3		K		G6-4-3 1-2	3	0	0	0	0	1	2					
Ray Lankford, L OBP: 0.200, SLG: 0.130	2-3								1-2	1	0	0	0	0	0	1					
Ryan Klesko, L OBP: 0.333, SLG: 0.438	G3				E8		P3		BB 1B	4	1	1	0	0	0	1					
Bubba Trammell, R OBP: 0.382, SLG: 0.357		F9			G4-3		F2		1B 1B	4	0	1	1	0	0	1					
Sean Burroughs, L OBP: 0.294, SLG: 0.353	F8					F7		1B		4	0	2	0	0	0	0					
Deivi Cruz, R OBP: 0.256, SLG: 0.395			G5-3			L8		F8		4	0	0	0	0	0	3					
Javier Cardona, R OBP: 0.214, SLG: 0.083					K		K			3	0	0	0	0	2	0					
Brett Tomko, R OBP: 0.167, SLG: 0.167 Ron Gant, R OBP: 0.179, SLG: 0.360 Mark Sweeney, L OBP: 0.143, SLG: 0.143					F8		G6-3		F7	1	0	0	0	0	0	0					
<b>Inning Stats</b>	R: 0 E: 0 K: 0 S: 9	H: 1 LOB: 0 BB: 0 P: 15	R: 0 E: 0 K: 0 S: 9	H: 0 LOB: 0 BB: 0 P: 15	R: 0 E: 0 K: 2 S: 9	H: 0 LOB: 0 BB: 0 P: 15	R: 0 E: 1 K: 0 S: 15	H: 0 LOB: 1 BB: 0 P: 21	R: 0 E: 0 K: 1 S: 6	H: 1 LOB: 1 BB: 0 P: 8	R: 0 E: 0 K: 1 S: 13	H: 1 LOB: 1 BB: 0 P: 19	R: 0 E: 0 K: 0 S: 6	H: 1 LOB: 1 BB: 0 P: 12	R: 0 E: 0 K: 1 S: 11	H: 3 LOB: 2 BB: 1 P: 17	R: 1 E: 0 K: 0 S: 13	H: 3 LOB: 2 BB: 1 P: 22	1B: 5 2B: 1 3B: 0 HR: 0	SF: 0 SAC: 0 DP: 1 HBP: 0	WP: 0 PA: 34 PB: 1 SB: 0 CS: 0
<b>PITCHER</b>	IP WLS BF H R ER SO BB IBB HBP BLK WP HR S P ERA WHIP																				
Kirk Rueter, L ERA: 1.71	(1, 1) 7.0 W 25 3 0 0 4 0 0 0 0 0 0 67 105 0.00 0.429																				
Felix Rodriguez, R ERA: 2.25	(8, 1) 1.0 3 0 0 0 1 0 0 0 0 0 0 11 17 0.00 0.000																				
Robb Nen, R ERA: 3.6	(9, 1) 1.0 6 3 1 1 0 1 0 0 0 0 0 13 22 9.00 4.000																				

San Francisco Giants @ San Diego Padres  
Qualcomm Stadium, San Diego, CA  
Tue Apr 16 2002, 10:05 PM EDT  
Att: 20,930 - Sunny - 63 F

AB 33  
R 1  
H 6  
RBI 1  
BB 1  
SO 5  
LOB 8









Batter	1	2	3	4	5	6	7	8	9	AB	R	H	RBI	BB	SO	LOB	TOP								
D'Angelo Jimenez, S OBP: 0.324, SLG: 0.375										4	1	2	0	0	1	2	<b>San Diego Padres @ Los Angeles Dodgers</b> Dodger Stadium, Los Angeles, CA Thu Apr 18 2002, 7:10 PM PDT Att: 24,434 - Sunny - 60 F								
Trenidad Hubbard, R OBP: 0.051, SLG: 0.051 Mark Kotsay, L OBP: 0.383, SLG: 0.392 Matt DeWitt, R (7, 1)										3	0	0	0	0	2	2									
Phil Nevin, R OBP: 0.444, SLG: 0.607										3	0	0	0	1	0	1									
Bubba Trammell, R OBP: 0.333, SLG: 0.303										4	0	0	0	0	0	3									
Ron Gant, R OBP: 0.242, SLG: 0.483										3	1	2	1	0	1	0									
Deivi Cruz, R OBP: 0.244, SLG: 0.349										3	0	0	0	1	2	3									
Sean Burroughs, L OBP: 0.262, SLG: 0.310										4	0	0	0	0	1	2									
Javier Cardona, R OBP: 0.188, SLG: 0.071 Ryan Klesko, L OBP: 0.383, SLG: 0.541										2	0	0	0	0	1	0									
Brian Tollberg, R OBP: 0.125, SLG: 0.125 Mark Sweeney, L OBP: 0.156, SLG: 0.037 Tom Lampkin, L OBP: 0.156, SLG: 0.037										2	0	0	0	0	2	0									
<b>Inning Stats</b>	R: 0 E: 0 K: 2 S: 9	H: 0 LOB: 0 BB: 0 P: 14	R: 0 E: 0 K: 1 S: 7	H: 0 LOB: 0 BB: 0 P: 13	R: 0 E: 0 K: 1 S: 6	H: 0 LOB: 0 BB: 0 P: 10	R: 1 E: 1 K: 2 S: 13	H: 1 LOB: 2 BB: 1 P: 24	R: 0 E: 0 K: 0 S: 10	H: 0 LOB: 0 BB: 0 P: 12	R: 0 E: 0 K: 0 S: 9	H: 1 LOB: 1 BB: 0 P: 14	R: 1 E: 1 K: 1 S: 14	H: 2 LOB: 3 BB: 1 P: 25	R: 0 E: 0 K: 1 S: 8	H: 1 LOB: 1 BB: 0 P: 12		R: 0 E: 0 K: 1 S: 12	H: 0 LOB: 0 BB: 0 P: 13	1B: 4 2B: 1 3B: 0 HR: 0	SF: 1 SAC: 0 DP: 0 HBP: 0	WP: 0 PB: 0 SB: 0 CS: 0	PA: 36		
<b>PITCHER</b>	IP	WLS	BF	H	R	ER	SO	BB	IBB	HBP	BLK	WP	HR	S	P	ERA	WHIP								
Omar Daal, L ERA: 1.23	6.1	W	25	3	2	0	8	2	0	0	0	0	0	57	94	0.00	0.789								
Paul Quantill, R ERA: 7.88	0.1	H	3	1	0	0	1	0	0	0	0	0	0	8	13	0.00	3.000								
Jesse Orosco, L ERA: 2.08	0.1	H	1	0	0	0	0	0	0	0	0	0	0	3	5	0.00	0.000								
Giovanni Carrara, R ERA: 1.54	1.0	H	4	1	0	0	1	0	0	0	0	0	0	8	12	0.00	1.000								
Eric Gagne, R ERA:	1.0	S	3	0	0	0	1	0	0	0	0	0	0	12	13	0.00	0.000								

AB	33
R	2
H	5
RBI	1
BB	2
SO	11
LOB	19



Batter	1	2	3	4	5	6	7	8	9	AB	R	H	RBI	BB	SO	LOB	BOTTOM								
Dave Roberts, L OBP: 0.292, SLG: 0.295										5	1	1	0	0	1	2	<b>San Diego Padres @ Los Angeles Dodgers</b> Dodger Stadium, Los Angeles, CA Thu Apr 18 2002, 7:10 PM PDT Att: 24,434 - Sunny - 60 F								
Cesar Izturis, S OBP: 0.300, SLG: 0.351										4	1	1	0	0	0	1									
Paul Lo Duca, R OBP: 0.328, SLG: 0.466										4	0	3	1	0	0	1									
Shawn Green, L OBP: 0.292, SLG: 0.373										3	0	1	1	0	1	2									
Brian Jordan, R OBP: 0.350, SLG: 0.377										2	1	0	0	2	0	3									
Eric Karros, R OBP: 0.316, SLG: 0.436										4	0	0	0	0	0	5									
Adrian Beltré, R OBP: 0.397, SLG: 0.453										3	1	1	2	1	0	2									
Mark Grudzielanek, R OBP: 0.333, SLG: 0.440										4	1	2	1	0	1	1									
Omar Daal, L ERA: 9.61 Paul Quantill, L ERA: 7.88 Jesse Orosco, R ERA: 2.08 Giovanni Carrara, R ERA: 1.54 Alex Cora, L OBP: 0.402, SLG: 0.429 Eric Gagne, R ERA:										3	0	0	0	0	0	1									
<b>Inning Stats</b>	R: 1 E: 1 K: 1 S: 9	H: 1 LOB: 1 BB: 0 P: 13	R: 0 E: 0 K: 0 S: 5	H: 0 LOB: 0 BB: 0 P: 10	R: 0 E: 0 K: 1 S: 7	H: 0 LOB: 0 BB: 0 P: 9	R: 0 E: 0 K: 1 S: 17	H: 1 LOB: 2 BB: 1 P: 24	R: 2 E: 0 K: 0 S: 14	H: 3 LOB: 1 BB: 0 P: 22	R: 2 E: 0 K: 0 S: 9	H: 2 LOB: 2 BB: 1 P: 19	R: 0 E: 0 K: 0 S: 9	H: 2 LOB: 2 BB: 0 P: 14	R: 0 E: 0 K: 1 S: 8	H: 0 LOB: 1 BB: 2 P: 18		R: 0 E: 0 K: 1 S: 8	H: 0 LOB: 1 BB: 2 P: 18	1B: 5 2B: 3 3B: 0 HR: 2	SF: 1 SAC: 0 DP: 1 HBP: 0	WP: 0 PB: 0 SB: 3 CS: 0	PA: 37		
<b>PITCHER</b>	IP	WLS	BF	H	R	ER	SO	BB	IBB	HBP	BLK	WP	HR	S	P	ERA	WHIP								
Brian Tollberg, R ERA: 9.61	6.0	L	28	7	5	4	3	2	0	0	0	0	0	61	97	6.00	1.500								
Matt DeWitt, R ERA:	2.0		9	2	0	0	1	2	0	0	0	0	0	17	32	0.00	2.000								

AB	32
R	5
H	9
RBI	5
BB	4
SO	4
LOB	18





Batter	1	2	3	4	5	6	7	8	9	AB	R	H	RBI	BB	SO	LOB	TOP											
D'Angelo Jimenez, S OBP: 0.319, SLG: 0.382	0-1 G3		3-2 F7			3-2 F9		0-1 2H 2B		4	0	1	1	0	0	0	<b>San Diego Padres @ Los Angeles Dodgers</b> Dodger Stadium, Los Angeles, CA Fri Apr 19 2002, 7:10 PM PDT Att: 47,425 - Sunny - 64 F											
Mark Kotsay, L OBP: 0.391, SLG: 0.377	4-0 BB			1-0 G6-3		0-0 F9		4-2 BB		2	0	0	0	2	0													
Phil Nevin, R OBP: 0.433, SLG: 0.583	2-2 P3			0-0 1B		1-2 F2		2-3 K		4	0	1	0	0	1	3												
Ryan Klesko, L OBP: 0.370, SLG: 0.512	0-2 P6			3-2 P6			3-1 1B		2-2 L6	4	0	1	0	0	0	2												
Ron Gant, R OBP: 0.216, SLG: 0.424		2-2 F7		2-3 K			2-2 L3		1-2 P4	4	0	0	0	0	1	2												
Sean Burroughs, L OBP: 0.281, SLG: 0.370		2-2 G3			1-0 HR		0-3 K		1-2 L6	4	1	1	1	0	1	0												
Ramón Vázquez, L OBP: 0.179, SLG: 0.205		0-3 K			1-3 K			1-0 F5 2B 1B		3	1	1	0	0	2	0												
Tom Lampkin, L OBP: 0.143, SLG: 0.033			0-2 G5-3		1-3 K			2-0 F5		3	0	0	0	0	1	1												
Brian Lawrence, R OBP: 0.300, SLG: 0.444			0-0 F2		2-0 F5			0-3 K		2	0	0	0	0	0	0												
Mark Sweeney, L OBP: 0.111, SLG: 0.111										1	0	0	0	0	1	1												
Jason Boyd, R OBP: 0.111, SLG: 0.111										0	0	0	0	0	0	0												
<b>Inning Stats</b>	R: 0 E: 0 K: 0 S: 8	H: 0 LOB: 1 BB: 1 P: 14	R: 0 E: 0 K: 1 S: 11	H: 0 LOB: 0 BB: 0 P: 15	R: 0 E: 0 K: 0 S: 8	H: 1 LOB: 1 BB: 0 P: 15	R: 1 E: 0 K: 2 S: 8	H: 1 LOB: 0 BB: 0 P: 13	R: 0 E: 0 K: 1 S: 7	H: 0 LOB: 0 BB: 0 P: 11	R: 0 E: 0 K: 1 S: 9	H: 1 LOB: 0 BB: 0 P: 14	R: 1 E: 0 K: 2 S: 12	H: 2 LOB: 2 BB: 1 P: 21	R: 0 E: 0 K: 0 S: 9	H: 0 LOB: 0 BB: 0 P: 13	1B: 3 2B: 2 3B: 0 HR: 1	SF: 0 SAC: 0 DP: 1 HBP: 0	WP: 0 PB: 0 SB: 1 CS: 0	PA: 33								
<b>PITCHER</b>	IP	WLS	BF	H	R	ER	SO	BB	IBB	HBP	BLK	WP	HR	S	P	ERA	WHIP											
Hideo Nomo, R ERA: 2.55	(1, 1)	7.1	W	26	4	2	2	5	1	0	0	0	0	1	62	98	2.46	0.682										
Paul Quantrill, R ERA: 7.56	(8, 1)	0.1	H	3	1	0	0	1	1	0	0	0	0	0	7	11	0.00	6.000										
Eric Gagne, R ERA:	(8, 1)	1.1	S	4	0	0	0	1	0	0	0	0	0	0	12	18	0.00	0.000										

AB	31
R	2
H	5
RBI	2
BB	2
SO	7
LOB	9



Batter	1	2	3	4	5	6	7	8	9	AB	R	H	RBI	BB	SO	LOB	BOTTOM											
Dave Roberts, L OBP: 0.308, SLG: 0.298	1-2 SH2-3 FC5-4 1B HBP			0-2 1B			3-2 G1-3			3	1	1	1	0	1	0	<b>San Diego Padres @ Los Angeles Dodgers</b> Dodger Stadium, Los Angeles, CA Fri Apr 19 2002, 7:10 PM PDT Att: 47,425 - Sunny - 64 F											
Cesar Izturis, S OBP: 0.297, SLG: 0.344	1-1 FC5-4 SH2-3 1B		0-1 F6	0-0 F8		1-0 G1-3				4	1	1	0	0	2													
Paul Lo Duca, R OBP: 0.313, SLG: 0.443	0-0 SH2-3		1-1 L6		1-2 G4-3			3-3 K		3	0	0	0	0	1	0												
Shawn Green, L OBP: 0.319, SLG: 0.419	4-0 FC5-4 IBB		3-2 2B		0-3 K			2-1 3B 2B		3	1	2	0	1	1	0												
Brian Jordan, R OBP: 0.344, SLG: 0.404	2-2 FC5-4 1B		0-2 G1-3		0-1 F8			0-0 SF9 3B		4	1	1	2	0	0	3												
Dave Hansen, L OBP: 0.231, SLG: 0.333	0-0 1B			1-1 G4-3		1-2 G3-1		0-2 SF9		3	0	1	2	0	0	0												
Adrián Beltré, R OBP: 0.388, SLG: 0.474	1-2 F8			0-0 FC4-2 3B		1-1 G6-3		3-H L3		4	0	1	0	0	0	2												
Mark Grudzielanek, R OBP: 0.317, SLG: 0.415		1-3 K		2-0 FC4-2 1B		1-2 F8				3	1	0	0	0	1	1												
Hideo Nomo, R ERA: 2.2	(1, 1)	7.0	L	29	5	3	3	5	1	1	1	0	0	0	0	0	3.86	0.857										
Paul Quantrill, L ERA: 6.23	(8, 1)	1.0		2	2	2	1	0	0	0	0	0	0	0	14	21	18.00	2.000										
Eric Gagne, R ERA:	(8, 1)																											
<b>Inning Stats</b>	R: 2 E: 0 K: 0 S: 12	H: 2 LOB: 2 BB: 1 P: 21	R: 0 E: 0 K: 3 S: 10	H: 0 LOB: 0 BB: 0 P: 12	R: 0 E: 0 K: 0 S: 10	H: 1 LOB: 1 BB: 0 P: 14	R: 1 E: 0 K: 0 S: 9	H: 2 LOB: 2 BB: 1 P: 16	R: 0 E: 0 K: 1 S: 8	H: 0 LOB: 0 BB: 0 P: 9	R: 0 E: 0 K: 0 S: 8	H: 0 LOB: 0 BB: 0 P: 11	R: 0 E: 0 K: 1 S: 7	H: 0 LOB: 0 BB: 0 P: 11	R: 2 E: 0 K: 1 S: 14	H: 2 LOB: 2 BB: 0 P: 21	1B: 3 2B: 2 3B: 2 HR: 0	SF: 1 SAC: 1 DP: 0 HBP: 1	WP: 0 PB: 0 SB: 0 CS: 0	PA: 34								
<b>PITCHER</b>	IP	WLS	BF	H	R	ER	SO	BB	IBB	HBP	BLK	WP	HR	S	P	ERA	WHIP											

AB	29
R	5
H	7
RBI	5
BB	2
SO	6
LOB	8









Batter	1	2	3	4	5	6	7	8	9	AB	R	H	RBI	BB	SO	LOB	TOP					
D'Angelo Jimenez, S OBP: 0.333, SLG: 0.387										4	1	1	0	1	2	2	<b>San Diego Padres @ Los Angeles Dodgers</b> Dodger Stadium, Los Angeles, CA Sun Apr 21 2002, 1:10 PM PDT Att: 48,469 - Sunny - 73 F					
Ramón Vázquez, L OBP: 0.182, SLG: 0.186										4	2	0	0	1	2	2						
Ryan Klesko, L Trenidad Hubbard, R OBP: 0.499, SLG: 0.499 OBP: 0.154, SLG: 0.385										2	0	1	0	1	0	1						
Phil Nevin, R OBP: 0.447, SLG: 0.632										4	1	3	3	1	0	0						
Ray Lankford, L OBP: 0.235, SLG: 0.194										4	0	1	0	1	1	2						
Sean Burroughs, L OBP: 0.296, SLG: 0.377										5	0	2	0	0	1	5						
Mark Kotsay, L OBP: 0.361, SLG: 0.333										3	0	0	0	1	1	4						
Tom Lampkin, L OBP: 0.154, SLG: 0.030										3	0	0	0	1	1	3						
Brett Tomko, R OBP: 0.111, SLG: 0.111										3	0	0	0	0	0	3						
Mark Sweeney, L OBP: 0.100, SLG: 0.100										1	0	0	0	0	1	0						
Jeremy Fikac, R										0	0	0	0	0	0	0						
Alan Embree, L										0	0	0	0	0	0	0						
Steve Reed, R										0	0	0	0	0	0	0						
<b>Inning Stats</b>	R: 1 E: 0 K: 0 S: 8	H: 3 LOB: 2 BB: 0 P: 12	R: 0 E: 0 K: 1 S: 8	H: 1 LOB: 2 BB: 1 P: 14	R: 0 E: 0 K: 2 S: 8	H: 0 LOB: 2 BB: 2 P: 19	R: 0 E: 0 K: 1 S: 9	H: 0 LOB: 0 BB: 0 P: 14	R: 1 E: 0 K: 2 S: 20	H: 2 LOB: 3 BB: 2 P: 34	R: 0 E: 0 K: 0 S: 3	H: 0 LOB: 0 BB: 1 P: 7	R: 3 E: 1 K: 1 S: 23	H: 3 LOB: 1 BB: 0 P: 29	R: 0 E: 0 K: 2 S: 17	H: 0 LOB: 1 BB: 1 P: 26	R: 0 E: 0 K: 0 S: 10	H: 0 LOB: 0 BB: 0 P: 12	1B: 5 2B: 2 3B: 0 HR: 2	SF: 0 SAC: 0 DP: 1 HBP: 0	WP: 0 PB: 0 SB: 0 CS: 0	PA: 42
<b>PITCHER</b>	IP WLS BF H R ER SO BB IBB HBP BLK WP HR S P ERA WHIP																					
Andy Ashby, R ERA: 3.91	(1, 1) 6.0 L 28 6 2 2 6 6 0 0 0 0 0 0 56 100 3.00 2.000																					
Terry Mulholland, L ERA: 15.26	(7, 1) 1.0 7 3 3 2 1 0 0 0 0 0 0 2 23 29 18.00 3.000																					
Guillermo Mota, R ERA: 15.26	(8, 1) 1.0 4 0 0 0 2 1 0 0 0 0 0 0 17 26 0.00 1.000																					
Paul Quantrill, R ERA: 6.75	(9, 1) 1.0 3 0 0 0 0 0 0 0 0 0 0 0 10 12 0.00 0.000																					

Batter	1	2	3	4	5	6	7	8	9	AB	R	H	RBI	BB	SO	LOB	BOTTOM					
Dave Roberts, L OBP: 0.286, SLG: 0.275										4	0	0	0	0	2	2	<b>San Diego Padres @ Los Angeles Dodgers</b> Dodger Stadium, Los Angeles, CA Sun Apr 21 2002, 1:10 PM PDT Att: 48,469 - Sunny - 73 F					
Jeff Reboulet, R OBP: 0.333, SLG: 0.222										2	0	0	0	1	0	0						
Terry Mulholland, R										0	0	0	0	0	0	0						
Guillermo Mota, R										0	0	0	0	0	0	0						
Marquis Grissom, R OBP: 0.367, SLG: 0.571										1	0	0	0	0	1	0						
Paul Quantrill, L										0	0	0	0	0	0	0						
Shawn Green, L OBP: 0.299, SLG: 0.429										4	0	0	0	0	2	2						
Eric Karros, R OBP: 0.308, SLG: 0.413										4	0	1	0	0	2	2						
Adrian Beltré, R OBP: 0.351, SLG: 0.422										4	0	0	0	0	3	1						
Hiram Bocachica, R OBP: 0.250, SLG: 0.727										3	0	0	0	1	2	2						
Chad Kreuter, S										3	0	0	0	0	1	2						
Alex Cora, L OBP: 0.385, SLG: 0.600										3	0	1	0	0	2	2						
Andy Ashby, R OBP: 0.200, SLG: 0.200										1	0	0	0	0	0	1						
Cesar Izturis, S OBP: 0.314, SLG: 0.388										2	0	1	0	0	0	0						
<b>Inning Stats</b>	R: 0 E: 0 K: 2 S: 7	H: 0 LOB: 0 BB: 0 P: 9	R: 0 E: 0 K: 3 S: 9	H: 0 LOB: 0 BB: 0 P: 14	R: 0 E: 0 K: 1 S: 12	H: 1 LOB: 1 BB: 0 P: 14	R: 0 E: 0 K: 0 S: 9	H: 0 LOB: 0 BB: 0 P: 14	R: 0 E: 0 K: 2 S: 13	H: 0 LOB: 2 BB: 1 P: 19	R: 0 E: 0 K: 2 S: 14	H: 1 LOB: 1 BB: 1 P: 20	R: 0 E: 0 K: 3 S: 16	H: 0 LOB: 1 BB: 0 P: 22	R: 0 E: 0 K: 1 S: 8	H: 0 LOB: 0 BB: 0 P: 13	R: 0 E: 0 K: 1 S: 15	H: 1 LOB: 1 BB: 0 P: 22	1B: 1 2B: 1 3B: 1 HR: 0	SF: 0 SAC: 0 DP: 0 HBP: 0	WP: 0 PB: 0 SB: 0 CS: 0	PA: 33
<b>PITCHER</b>	IP WLS BF H R ER SO BB IBB HBP BLK WP HR S P ERA WHIP																					
Brett Tomko, R ERA: 1.4	(1, 1) 7.0 W 26 2 0 0 13 2 0 0 0 0 0 0 80 112 0.00 0.571																					
Jeremy Fikac, R ERA: 1.0	(8, 1) 1.0 3 0 0 0 1 0 0 0 0 0 0 0 8 13 0.00 0.000																					
Alan Embree, L ERA: 1.5	(9, 1) 0.1 1 0 0 0 0 0 0 0 0 0 0 0 4 7 0.00 0.000																					
Steve Reed, R ERA: 2.57	(9, 1) 0.2 3 1 0 0 1 0 0 0 0 0 0 0 11 15 0.00 1.500																					





Batter	1	2	3	4	5	6	7	8	9	AB	R	H	RBI	BB	SO	LOB	TOP	
D'Angelo Jimenez, S OBP: 0.314, SLG: 0.363	(1, 4) G3	(3, 2) F3			(0, 1) F9		(2, 2) F7		(2, 3) K	5	0	0	0	0	1	2		
Mark Kotsay, L OBP: 0.365, SLG: 0.349	(1, 8) BB BB	(2, 3) K			(3, 1) 2B		(2, 2) F7			3	1	1	0	1	1	0		
Phil Nevin, R OBP: 0.450, SLG: 0.620	(1, 3) BB HR			(0, 1) P4					(1, 3) K	3	1	1	0	1	1	0		
Bubba Trammell, R OBP: 0.319, SLG: 0.275	(1, 9) BB HR			(2, 2) G6-3			(3, 2) F9		(1, 1) G4-3	3	1	0	0	1	0	2		
Ron Gant, R OBP: 0.238, SLG: 0.405	(1, 7) HR BB			(1, 3) K			(2, 0) G1-6-3		(0, 2) L6	3	1	1	1	1	1	0		
Sean Burroughs, L OBP: 0.293, SLG: 0.368	(1, 5) K			(0, 1) G3			(3, 2) G1-6-3		(0, 6) F8	4	0	1	0	0	1	3		
Deivi Cruz, R OBP: 0.269, SLG: 0.408	(1, 6) HR			(1, 0) G6-3			(0, 1) G1-6-3		(4, 1) BB BB	3	1	1	4	1	0	2		
Javier Cardona, R OBP: 0.136, SLG: 0.050	(1, 2) K			(3, 2) F9			(0, 0) G4-3		(0, 3) K	3	0	0	0	0	1	1		
Ramón Vázquez, L OBP: 0.175, SLG: 0.182										1	0	0	0	0	1	1		
Brian Tolberg, R Matt DeWitt, R	(1, 1) K			(1, 3) K			(0, 0) F9		(1, 3) K	2	0	0	0	0	1	0		
Mark Sweeney, L Jason Boyd, R										0	0	0	0	0	0	0		
Ray Lankford, L OBP: 0.297, SLG: 0.194									(1, 2) BB	0	0	0	0	0	1	0		
<b>Inning Stats</b>	R: 5 H: 2 E: 0 K: 2 S: 19	H: 2 R: 3 ER: 5 SO: 5 LOB: 0 BB: 3 P: 36	R: 0 H: 0 E: 0 K: 2 S: 14	H: 0 R: 0 ER: 0 SO: 2 LOB: 0 BB: 0 P: 20	R: 0 H: 0 E: 0 K: 1 S: 11	H: 0 R: 0 ER: 0 SO: 14 LOB: 0 BB: 0 P: 14	R: 0 H: 0 E: 0 K: 0 S: 7	H: 0 R: 1 ER: 0 SO: 25 LOB: 1 BB: 0 P: 11	R: 0 H: 2 E: 0 K: 0 S: 10	H: 0 R: 0 ER: 0 SO: 15 LOB: 0 BB: 1 P: 20	R: 0 H: 0 E: 0 K: 1 S: 10	H: 0 R: 0 ER: 0 SO: 10 LOB: 0 BB: 0 P: 15	R: 0 H: 0 E: 0 K: 2 S: 8	H: 0 R: 0 ER: 0 SO: 24 LOB: 2 BB: 2 P: 10	H: 0 R: 0 ER: 0 SO: 24 LOB: 2 BB: 2 P: 24	1B: 3 2B: 1 3B: 0 HR: 1	SF: 0 SAC: 0 DP: 1 HBP: 0	WP: 0 PA: 37 PB: 0 SB: 0 CS: 0
<b>PITCHER</b>	IP WLS BF H R ER SO BB IBB HBP BLK WP HR S P ERA WHIP																	
Randy Wolf, L ERA: 6.89	(1, 1) 5.0 W 22 3 5 5 5 3 1 0 0 0 1 61 101 9.00 1.200																	
Carlos Silva, R ERA: 2.25	(6, 1) 3.0 H 10 2 0 0 2 0 0 0 0 0 0 25 37 0.00 0.667																	
Jose Mesa, R ERA: 2.89	(9, 1) 1.0 S 5 0 0 0 2 2 0 0 0 0 0 0 14 24 0.00 2.000																	

San Diego Padres @ Philadelphia Phillies  
Veterans Stadium, Philadelphia, PA  
Tue Apr 23 2002, 7:05 PM EDT  
Att. 12,138 - Sunny - 56 F

livebaseballscores.com

AB 31  
R 5  
H 5  
RBI 5  
BB 6  
SO 9  
LOB 11



Batter	1	2	3	4	5	6	7	8	9	AB	R	H	RBI	BB	SO	LOB	BOTTOM
11 Jimmy Rollins, S OBP: 0.352, SLG: 0.415	(1, 6) SF8	(2, 1) FC4-6		(3, 1) G4-3	(0, 0) 2B		(3, 1) G3-4-1			5	1	3	1	0	0	2	
Doug Glanville, R OBP: 0.295, SLG: 0.282	(1, 8) F7	(0, 1) F8		(0, 1) B2	(2, H) 1B		(1, 1) L8		(2, 2) L9	5	0	0	0	0	0	4	
Bobby Abreu, L OBP: 0.423, SLG: 0.500	(1, 9) SF8			(2, 2) F9	(1, 0) G4-3		(4, 1) 1B BB		(3, 1) F7	3	0	0	1	1	0	1	
Scott Rolen, R OBP: 0.402, SLG: 0.684	(1, 5) FC5-4			(2, 1) E8	(2, 1) L7		(0, 1) 1B		(2, 2) G4-3	4	1	1	0	1	0	1	
Mike Lieberthal, R OBP: 0.338, SLG: 0.435	(1, 2) FC5-4			(2, 2) 2B	(1, 2) 1B		(0, 0) 1B E		(3, 2) F8	4	1	2	0	1	0	3	
Travis Lee, L OBP: 0.325, SLG: 0.352				(2, 3) K	(2, 2) 2B		(1, 1) E		(0, 0) G3-1	5	1	2	1	0	1	3	
Pat Burrell, R OBP: 0.333, SLG: 0.500				(2, 2) 2B	(2, 2) L5		(3, 2) E9			4	3	3	2	0	0	2	
Marlon Anderson, L OBP: 0.361, SLG: 0.493				(1, 0) 11 FC4-6			(1, 3) F2		(0, 1) HR	3	1	2	2	1	0	2	
Randy Wolf, L John Mabry, L Carlos Silva, R Jose Mesa, R	(1, 1) E3	(1, 2) 11 FC4-6		(0, 0) 2B	(3, 2) F7		(3, 2) SF9		(1, 1) G5-3	2	0	0	0	0	0	4	
<b>Inning Stats</b>	R: 1 H: 1 E: 0 K: 0 S: 8	H: 1 R: 24 ER: 1 SO: 17 LOB: 1 BB: 1 P: 17	R: 1 H: 2 E: 1 K: 1 S: 15	H: 2 R: 4 ER: 4 SO: 23 LOB: 0 BB: 0 P: 23	R: 1 H: 2 E: 1 K: 0 S: 17	H: 2 R: 1 ER: 0 SO: 31 LOB: 3 BB: 1 P: 31	R: 0 H: 1 E: 0 K: 0 S: 7	H: 1 R: 0 ER: 1 SO: 50 LOB: 1 BB: 0 P: 13	R: 3 H: 4 E: 1 K: 0 S: 14	H: 1 R: 0 ER: 0 SO: 21 LOB: 2 BB: 1 P: 21	R: 2 H: 2 E: 0 K: 0 S: 11	H: 2 R: 0 ER: 0 SO: 21 LOB: 0 BB: 0 P: 21	R: 0 H: 0 E: 0 K: 0 S: 8	H: 0 R: 0 ER: 0 SO: 18 LOB: 1 BB: 1 P: 18	1B: 6 2B: 5 3B: 0 HR: 2	SF: 2 SAC: 0 DP: 0 HBP: 0	WP: 0 PA: 42 PB: 0 SB: 1 CS: 0
<b>PITCHER</b>	IP WLS BF H R ER SO BB IBB HBP BLK WP HR S P ERA WHIP																
Brian Tolberg, R ERA: 9.51	(1, 1) 4.0 L 9 3 1 0 0 1 0 0 0 0 0 20 88 0.00 2.250																
Matt DeWitt, R ERA: 1.8	(5, 1) 2.0 9 2 2 2 0 1 0 0 0 0 2 19 39 9.00 1.500																
Jason Boyd, R ERA: 6.75	(7, 1) 2.0 9 2 2 2 0 1 0 0 0 0 2 19 39 9.00 1.500																

San Diego Padres @ Philadelphia Phillies  
Veterans Stadium, Philadelphia, PA  
Tue Apr 23 2002, 7:05 PM EDT  
Att. 12,138 - Sunny - 56 F

livebaseballscores.com

AB 36  
R 8  
H 13  
RBI 8  
BB 4  
SO 1  
LOB 22





Batter	1	2	3	4	5	6	7	8	9	AB	R	H	RBI	BB	SO	LOB	TOP							
D'Angelo Jimenez, S OBP: 0.309, SLG: 0.353	(1,4) C F8		(1,2) C F7		(1,2) B F7	(1,3) B G6-3			(1,2) B 1B	5	0	1	0	0	0	4	<b>San Diego Padres @ Philadelphia Phillies</b> Veterans Stadium, Philadelphia, PA Wed Apr 24 2002, 7:05 PM EDT Att. 12,250 - Sunny - 60 F							
Mark Kotsay, L OBP: 0.353, SLG: 0.358 Trenidad Hubbard, R OBP: 0.143, SLG: 0.357	(1,8) F (7,8) X F7		(1,2) C G6-3		(1,2) B 2B		(1,1) C G5-3		(1,2) B L6	4	1	1	2	0	0	0								
Ryan Klesko, L OBP: 0.379, SLG: 0.519	(1,9) C K			(1,3) S K	(1,2) B 2B	(1,3) B 2B	(1,1) C 2B		(1,0) B L3-6	5	0	2	1	0	2	2								
Phil Nevin, R OBP: 0.429, SLG: 0.587		(1,3) S F3		(1,0) B G6-3	(1,2) B P4		(1,2) C FC8-6-4			4	0	0	0	0	0	2								
Ray Lankford, L OBP: 0.282, SLG: 0.206		(1,7) S G4-3		(1,1) B F5		(1,0) B 1B		(1,2) B 1B		3	1	1	0	1	0	0								
Sean Burroughs, L OBP: 0.323, SLG: 0.393		(1,3) S K			(1,2) B 1B	(1,2) B 1B	(1,1) C 1B		(1,3) B 1B	4	1	3	0	0	1	0								
Deivi Cruz, R OBP: 0.286, SLG: 0.415			(1,1) C HR		(1,0) B 1B	(1,2) B 1B	(1,1) C L5		(1,2) B F7	4	2	2	0	0	0	3								
Tom Lampkin, L OBP: 0.209, SLG: 0.194			(1,2) B HR		(1,1) B 2B	(1,2) B 2B	(1,1) C 2B		(1,3) B F9	3	2	2	3	1	0	1								
Brian Lawrence, R OBP: 0.231, SLG: 0.333 Alan Embree, L Steve Reed, R Mark Sweeney, L OBP: 0.167, SLG: 0.167 Trevor Hoffman, R	(1,1) C (7,1) X (8,1) X (9,PH) X (9,1) X F8		(1,1) C F8		(1,2) C G6-3	(1,2) C G6-3			(1,2) B L3-6	3	0	0	1	0	0	4								
<b>Inning Stats</b>	R: 0 E: 0 K: 1 S: 8	H: 0 LOB: 0 BB: 0 P: 15	R: 0 E: 0 K: 1 S: 8	H: 0 LOB: 0 BB: 0 P: 14	R: 2 E: 0 K: 0 S: 11	H: 2 LOB: 0 BB: 0 P: 16	R: 0 E: 0 K: 1 S: 6	H: 0 LOB: 0 BB: 0 P: 8	R: 4 E: 0 K: 0 S: 16	H: 4 LOB: 1 BB: 1 P: 28	R: 1 E: 0 K: 0 S: 12	H: 3 LOB: 2 BB: 0 P: 15	R: 0 E: 0 K: 0 S: 6	H: 1 LOB: 0 BB: 0 P: 7	R: 0 E: 0 K: 0 S: 14	H: 1 LOB: 1 BB: 0 P: 23		R: 0 E: 0 K: 0 S: 12	H: 2 LOB: 1 BB: 0 P: 20	1B: 8 2B: 6 3B: 0 HR: 1	SF: 0 SAC: 0 DP: 2 HBP: 0	WP: 0 PA: 39 PB: 0 SB: 0 CS: 0		
<b>PITCHER</b>	IP WLS BF H R ER SO BB IBB HBP BLK WP HR S P ERA WHIP	IP WLS BF H R ER SO BB IBB HBP BLK WP HR S P ERA WHIP	IP WLS BF H R ER SO BB IBB HBP BLK WP HR S P ERA WHIP	IP WLS BF H R ER SO BB IBB HBP BLK WP HR S P ERA WHIP	IP WLS BF H R ER SO BB IBB HBP BLK WP HR S P ERA WHIP	IP WLS BF H R ER SO BB IBB HBP BLK WP HR S P ERA WHIP	IP WLS BF H R ER SO BB IBB HBP BLK WP HR S P ERA WHIP	IP WLS BF H R ER SO BB IBB HBP BLK WP HR S P ERA WHIP	IP WLS BF H R ER SO BB IBB HBP BLK WP HR S P ERA WHIP	IP WLS BF H R ER SO BB IBB HBP BLK WP HR S P ERA WHIP	IP WLS BF H R ER SO BB IBB HBP BLK WP HR S P ERA WHIP	IP WLS BF H R ER SO BB IBB HBP BLK WP HR S P ERA WHIP	IP WLS BF H R ER SO BB IBB HBP BLK WP HR S P ERA WHIP	IP WLS BF H R ER SO BB IBB HBP BLK WP HR S P ERA WHIP	IP WLS BF H R ER SO BB IBB HBP BLK WP HR S P ERA WHIP	IP WLS BF H R ER SO BB IBB HBP BLK WP HR S P ERA WHIP	IP WLS BF H R ER SO BB IBB HBP BLK WP HR S P ERA WHIP	IP WLS BF H R ER SO BB IBB HBP BLK WP HR S P ERA WHIP	IP WLS BF H R ER SO BB IBB HBP BLK WP HR S P ERA WHIP	IP WLS BF H R ER SO BB IBB HBP BLK WP HR S P ERA WHIP	IP WLS BF H R ER SO BB IBB HBP BLK WP HR S P ERA WHIP	IP WLS BF H R ER SO BB IBB HBP BLK WP HR S P ERA WHIP	IP WLS BF H R ER SO BB IBB HBP BLK WP HR S P ERA WHIP	IP WLS BF H R ER SO BB IBB HBP BLK WP HR S P ERA WHIP

AB	37
R	7
H	13
RBI	7
BB	2
SO	3
LOB	18



Batter	1	2	3	4	5	6	7	8	9	AB	R	H	RBI	BB	SO	LOB	BOTTOM							
11 Jimmy Rollins, S OBP: 0.358, SLG: 0.419	(1,6) C FC5-4		(1,2) C K		(1,3) C K		(1,0) B G1-3			4	0	2	1	0	2	0	<b>San Diego Padres @ Philadelphia Phillies</b> Veterans Stadium, Philadelphia, PA Wed Apr 24 2002, 7:05 PM EDT Att. 12,250 - Sunny - 60 F							
Doug Glanville, R OBP: 0.293, SLG: 0.280 Cliff Politte, R	(1,8) C (8,1) X FC5-4		(1,2) C P4		(1,1) C 1B		(1,2) B G1-3		(1,2) B G1-3	4	0	1	0	0	0	2								
Bobby Abreu, L OBP: 0.400, SLG: 0.467	(1,9) X F8		(1,1) C G4-3		(1,3) C K		(1,1) C F7			4	0	0	0	0	1	3								
Scott Rolen, R OBP: 0.396, SLG: 0.658	(1,5) H 1B			(1,1) C K		(1,2) C F4		(1,0) C G1-3		3	0	0	0	0	1	0								
Mike Lieberthal, R OBP: 0.319, SLG: 0.409	(1,2) S P5			(1,1) C G4-3		(1,0) C G5-3		(1,3) C K		4	0	0	0	0	1	2								
Travis Lee, L OBP: 0.322, SLG: 0.338		(1,3) F P6		(1,1) B 2B		(1,0) B F9		(1,2) C P1		3	0	0	0	1	0	0								
Pat Burrell, R OBP: 0.341, SLG: 0.526		(1,7) X G4-1		(1,2) C 2B		(1,3) C 2B		(1,2) C F7		4	0	2	0	0	0	0								
Marlon Anderson, L OBP: 0.357, SLG: 0.487 Tomas Perez, S OBP: 0.182, SLG: 0.455	(1,4) C (4,4) X G4-1		(1,1) C G1-3		(1,2) C HR			(1,3) C K		1	0	0	0	0	0	1								
Robert Person, R Ricky Ledee, L OBP: 0.188, SLG: 0.143 Jose Santiago, R Jason Michaels, R OBP: 0.556, SLG: 1.000	(1,1) C (5,PH) X (6,1) X (7,PH) X (8,8) X G5-3		(1,2) C G5-3		(1,2) C G6-3		(1,2) C 1B		(1,1) C F3	1	0	0	0	0	0	0								
<b>Inning Stats</b>	R: 0 E: 0 K: 0 S: 11	H: 1 LOB: 2 BB: 0 P: 13	R: 0 E: 0 K: 0 S: 12	H: 1 LOB: 0 BB: 0 P: 17	R: 0 E: 0 K: 1 S: 7	H: 0 LOB: 0 BB: 0 P: 10	R: 0 E: 0 K: 1 S: 12	H: 1 LOB: 2 BB: 1 P: 19	R: 0 E: 0 K: 2 S: 11	H: 1 LOB: 1 BB: 0 P: 15	R: 0 E: 0 K: 0 S: 6	H: 0 LOB: 0 BB: 0 P: 7	R: 2 E: 0 K: 0 S: 14	H: 3 LOB: 1 BB: 0 P: 26	R: 0 E: 0 K: 1 S: 11	H: 0 LOB: 0 BB: 0 P: 15		R: 0 E: 0 K: 1 S: 8	H: 0 LOB: 0 BB: 0 P: 11	1B: 3 2B: 3 3B: 0 HR: 1	SF: 0 SAC: 0 DP: 0 HBP: 1	WP: 0 PA: 36 PB: 0 SB: 0 CS: 0		
<b>PITCHER</b>	IP WLS BF H R ER SO BB IBB HBP BLK WP HR S P ERA WHIP	IP WLS BF H R ER SO BB IBB HBP BLK WP HR S P ERA WHIP	IP WLS BF H R ER SO BB IBB HBP BLK WP HR S P ERA WHIP	IP WLS BF H R ER SO BB IBB HBP BLK WP HR S P ERA WHIP	IP WLS BF H R ER SO BB IBB HBP BLK WP HR S P ERA WHIP	IP WLS BF H R ER SO BB IBB HBP BLK WP HR S P ERA WHIP	IP WLS BF H R ER SO BB IBB HBP BLK WP HR S P ERA WHIP	IP WLS BF H R ER SO BB IBB HBP BLK WP HR S P ERA WHIP	IP WLS BF H R ER SO BB IBB HBP BLK WP HR S P ERA WHIP	IP WLS BF H R ER SO BB IBB HBP BLK WP HR S P ERA WHIP	IP WLS BF H R ER SO BB IBB HBP BLK WP HR S P ERA WHIP	IP WLS BF H R ER SO BB IBB HBP BLK WP HR S P ERA WHIP	IP WLS BF H R ER SO BB IBB HBP BLK WP HR S P ERA WHIP	IP WLS BF H R ER SO BB IBB HBP BLK WP HR S P ERA WHIP	IP WLS BF H R ER SO BB IBB HBP BLK WP HR S P ERA WHIP	IP WLS BF H R ER SO BB IBB HBP BLK WP HR S P ERA WHIP	IP WLS BF H R ER SO BB IBB HBP BLK WP HR S P ERA WHIP	IP WLS BF H R ER SO BB IBB HBP BLK WP HR S P ERA WHIP	IP WLS BF H R ER SO BB IBB HBP BLK WP HR S P ERA WHIP	IP WLS BF H R ER SO BB IBB HBP BLK WP HR S P ERA WHIP	IP WLS BF H R ER SO BB IBB HBP BLK WP HR S P ERA WHIP	IP WLS BF H R ER SO BB IBB HBP BLK WP HR S P ERA WHIP	IP WLS BF H R ER SO BB IBB HBP BLK WP HR S P ERA WHIP	IP WLS BF H R ER SO BB IBB HBP BLK WP HR S P ERA WHIP

AB	34
R	2
H	7
RBI	2
BB	1
SO	6
LOB	11





Batter	1	2	3	4	5	6	7	8	9	AB	R	H	RBI	BB	SO	LOB	TOP										
D'Angelo Jimenez, S OBP: 0.323, SLG: 0.367 (1.4)	L6		G4-3				G4-3 1B		F8 BB WP 1B	5	2	3	1	0	0	0	<b>San Diego Padres @ Philadelphia Phillies</b> Veterans Stadium, Philadelphia, PA Thu Apr 25 2002, 3:05 PM EDT Att: 12,249 - Overcast - 53 F										
Mark Kotsay, L OBP: 0.365, SLG: 0.431 (1.8)	K		HR				G4-3 1B		F7	5	2	2	3	0	1	2											
Ryan Klesko, L Trevor Hoffman, R OBP: 0.527 (9.1)	FC6-4 1B		K				FC6-4 1B		WP BB	3	0	2	1	2	1	0											
Phil Nevin, R OBP: 0.404, SLG: 0.550 (1.3)	FC6-4 1-2		F8				G1-3		F8	5	0	0	0	0	0	6											
Ray Lankford, L Jeremy Fikac, R Alan Embree, L Trenidad Hubbard, R OBP: 0.200, SLG: 0.357 (9.9)		1B					G6-3 1B			4	0	2	0	0	0	1											
Sean Burroughs, L OBP: 0.299, SLG: 0.364 (1.5)	K						G6-3 1-2		F7	5	0	0	0	0	1	5											
Deivi Cruz, R OBP: 0.300, SLG: 0.421 (1.6)							G4-3		F8	4	0	2	0	0	0	0											
Tom Lampkin, L OBP: 0.213, SLG: 0.179 (1.2)	K								K	3	1	0	0	1	3	3											
Bobby Jones, R Mark Sweeney, L Bubba Trammell, R OBP: 0.313, SLG: 0.268 (7.7)	L3						K		F8	2	0	0	0	0	1	2											
										0	1	0	0	1	0	0											
										1	0	0	0	0	0	0											
<b>Inning Stats</b>	R: 0 E: 0 K: 1 S: 10	H: 1 LOB: 1 BB: 0 P: 11	R: 0 E: 0 K: 2 S: 13	H: 2 LOB: 2 BB: 0 P: 20	R: 1 E: 0 K: 1 S: 9	H: 1 LOB: 0 BB: 0 P: 15	R: 0 E: 0 K: 1 S: 12	H: 2 LOB: 1 BB: 0 P: 19	R: 0 E: 0 K: 1 S: 10	H: 1 LOB: 2 BB: 1 P: 20	R: 0 E: 0 K: 0 S: 7	H: 0 LOB: 0 BB: 0 P: 12	R: 4 E: 0 K: 0 S: 17	H: 3 LOB: 1 BB: 2 P: 29	R: 0 E: 0 K: 1 S: 6	H: 0 LOB: 0 BB: 0 P: 7	R: 1 E: 0 K: 0 S: 15	H: 1 LOB: 2 BB: 2 P: 28	1B: 9 2B: 0 3B: 1 HR: 1	SF: 0 SAC: 0 DP: 1 HBP: 0	WP: 1 PB: 0 SB: 1 CS: 0	PA: 42					
<b>PITCHER</b>	IP	WLS	BF	H	R	ER	SO	BB	IBB	HBP	BLK	WP	HR	S	P	ERA	WHIP										
Vicente Padilla, R ERA: 2.73 (1.1)	6.0		27	7	3	3	6	3	0	0	0	0	1	67	111	4.50	1.667										
Rheal Cormier, L ERA: 10.8 (7.1)	0.0	L	3	3	2	2	0	0	0	0	0	0	0	5	7	∞	∞										
Ricky Bottalico, L ERA: 5.4 (7.1)	1.0		3	0	0	0	0	0	0	0	0	0	0	6	8	0.00	0.000										
48 David Coggin, R ERA: 5.02 (8.1)	2.0		9	1	1	1	1	2	0	0	0	1	0	21	35	4.50	1.500										

Batter	1	2	3	4	5	6	7	8	9	AB	R	H	RBI	BB	SO	LOB	BOTTOM										
11 Jimmy Rollins, S OBP: 0.370, SLG: 0.433 (1.6)	F7		F7				BB 1B			4	1	2	0	1	0	0	<b>San Diego Padres @ Philadelphia Phillies</b> Veterans Stadium, Philadelphia, PA Thu Apr 25 2002, 3:05 PM EDT Att: 12,249 - Overcast - 53 F										
Doug Glanville, R 48 David Coggin, R OBP: 0.291, SLG: 0.269 (8.1)	F8		G4-3				1B BB		K	3	0	0	0	1	1	2											
Ricky Ledee, L OBP: 0.182, SLG: 0.138 (9. PH)							1B BB		K	1	0	0	0	0	1	1											
Bobby Abreu, L OBP: 0.425, SLG: 0.476 (1.9)	S BB		1B				1B		K	3	1	2	1	2	1	1											
Scott Rolen, R OBP: 0.385, SLG: 0.631 (1.5)	1B		K				G5-3		K	5	0	1	1	0	2	7											
Pat Burrell, R OBP: 0.337, SLG: 0.550 (1.7)	K						G5-3		F8	4	1	1	1	0	1	1											
Travis Lee, L OBP: 0.308, SLG: 0.321 (1.3)			G3				G4-3		G6-3	4	0	0	0	0	0	0											
Todd Pratt, R OBP: 0.545, SLG: 0.650 (1.2)			1B				P5		K	4	1	2	0	0	1	0											
Tomas Perez, S OBP: 0.200, SLG: 0.357 (1.4)			F9				G4-3		FC4-6 HBP	3	0	0	0	0	0	2											
Vicente Padilla, R Rheal Cormier, L Ricky Bottalico, L Jason Michaels, R OBP: 0.545, SLG: 1.000 (8.8)			1B				K		FC4-6 1B 1-2	2	0	1	1	0	1	0											
										0	0	0	0	0	0	0											
										2	0	1	0	0	0	1											
<b>Inning Stats</b>	R: 1 E: 0 K: 1 S: 14	H: 1 LOB: 1 BB: 1 P: 26	R: 1 E: 0 K: 0 S: 11	H: 2 LOB: 1 BB: 0 P: 17	R: 0 E: 0 K: 1 S: 15	H: 1 LOB: 1 BB: 0 P: 20	R: 0 E: 0 K: 0 S: 6	H: 0 LOB: 0 BB: 0 P: 10	R: 1 E: 0 K: 1 S: 18	H: 2 LOB: 3 BB: 1 P: 32	R: 0 E: 0 K: 1 S: 7	H: 0 LOB: 0 BB: 0 P: 14	R: 0 E: 0 K: 1 S: 13	H: 1 LOB: 3 BB: 1 P: 23	R: 0 E: 0 K: 0 S: 9	H: 3 LOB: 2 BB: 0 P: 15	R: 0 E: 0 K: 3 S: 14	H: 0 LOB: 1 BB: 1 P: 21	1B: 6 2B: 3 3B: 0 HR: 1	SF: 0 SAC: 0 DP: 0 HBP: 1	WP: 0 PB: 0 SB: 1 CS: 0	PA: 40					
<b>PITCHER</b>	IP	WLS	BF	H	R	ER	SO	BB	IBB	HBP	BLK	WP	HR	S	P	ERA	WHIP										
Bobby Jones, R ERA: 3.55 (1.1)	6.0		25	6	3	3	4	2	0	0	0	0	1	17	29	9.00	3.000										
Jeremy Fikac, R ERA: 1.8 (7.1)	1.0	H	7	2	1	1	1	1	0	1	0	0	0	1	29	9.00	3.000										
Alan Embree, L ERA: 1.23 (8.1)	1.0	H	4	2	0	0	0	0	0	0	0	0	0	5	9	0.00	2.000										
Trevor Hoffman, R ERA: 2.25 (9.1)	1.0	S	4	0	0	0	3	1	0	0	0	0	0	14	21	0.00	1.000										





Batter	1	2	3	4	5	6	7	8	9	AB	R	H	RBI	BB	SO	LOB	TOP										
D'Angelo Jimenez, S OBP: 0.317, SLG: 0.379	L9		FC3-6 1B			K		G3-1		5	1	1	1	0	1	2											
Mark Kotsay, L OBP: 0.395, SLG: 0.408 Cesar Crespo, S	L8		1B				F8	F9		4	1	0	0	1	1	1											
Phil Nevin, R OBP: 0.398, SLG: 0.536 Mark Sweeney, L OBP: 0.286, SLG: 0.167	F8		2B			G6-3	F3		G6-3 G4-3 BB	4	1	1	1	0	0	0											
Ryan Klesko, L OBP: 0.433, SLG: 0.659 Trenidad Hubbard, R OBP: 0.188, SLG: 0.333		K	1B						G4-3	4	2	3	2	0	1	0											
Bubba Trammell, R OBP: 0.321, SLG: 0.267	F8		2B						G6-3	4	1	1	1	1	1	2											
Deivi Cruz, R OBP: 0.297, SLG: 0.459 Ramón Vázquez, L OBP: 0.174, SLG: 0.176	F8		1B						F8	4	1	1	3	0	1	1											
Sean Burroughs, L OBP: 0.324, SLG: 0.386			E1 G4-3 1B							4	2	3	0	0	0	0											
Tom Lampkin, L OBP: 0.216, SLG: 0.256			G4-3							4	1	1	1	0	0	3											
Brett Tomko, R OBP: 0.231, SLG: 0.308			G5-3							4	0	2	1	0	0	1											
<b>Inning Stats</b>	R: 0 E: 0 K: 0 S: 5	H: 0 LOB: 0 BB: 0 P: 6	R: 0 E: 0 K: 1 S: 9	H: 0 LOB: 0 BB: 0 P: 15	R: 5 E: 1 K: 0 S: 18	H: 5 LOB: 1 BB: 1 P: 29	R: 1 E: 0 K: 1 S: 9	H: 2 LOB: 1 BB: 0 P: 14	R: 0 E: 0 K: 2 S: 11	H: 1 LOB: 0 BB: 0 P: 16	R: 1 E: 0 K: 2 S: 11	H: 2 LOB: 1 BB: 0 P: 20	R: 3 E: 0 K: 0 S: 14	H: 3 LOB: 1 BB: 1 P: 25	R: 0 E: 0 K: 0 S: 5	H: 0 LOB: 0 BB: 0 P: 8	R: 0 E: 0 K: 0 S: 8	H: 0 LOB: 1 BB: 1 P: 15	1B: 8 2B: 2 3B: 1 HR: 2	SF: 0 SAC: 0 DP: 0 HBP: 0	WP: 0 PB: 0 SB: 0 CS: 1	PA: 42					
<b>PITCHER</b>	IP	WLS	BF	H	R	ER	SO	BB	IBB	HBP	BLK	WP	HR	S	P	ERA	WHIP										
Ron Villone, L ERA: 6.04	3.2	L	19	7	6	6	1	1	0	0	0	0	0	38	61	14.73	2.182										
Sean Lowe, R ERA: 7.04	3.1		16	6	4	4	4	1	0	0	0	0	2	37	64	10.80	2.100										
Joe Beimel, L ERA:	2.0		7	0	0	0	0	1	0	0	0	0	0	13	23	0.00	0.500										

San Diego Padres @ Pittsburgh Pirates  
PNC Park, Pittsburgh, PA  
Fri Apr 26 2002, 7:05 PM EDT  
Att: 20,575 - Sunny - 53 F

AB 39  
R 10  
H 13  
RBI 10  
BB 3  
SO 5  
LOB 12



Batter	1	2	3	4	5	6	7	8	9	AB	R	H	RBI	BB	SO	LOB	BOTTOM										
Abraham Nunez, S OBP: 0.277, SLG: 0.268	F8		G6-3					E4		4	0	0	0	0	0	0											
Adrian Brown, S OBP: 0.291, SLG: 0.338	18 FC6-5 2B		18 FC1-4 BB				F7	F7		3	0	1	0	1	0	1											
18 Jason Kendall, R OBP: 0.360, SLG: 0.262 Keith Osik, R OBP: 0.333, SLG: 0.438	FC6-5		FC1-4					K		3	0	1	0	0	0	2											
Brian Giles, L OBP: 0.397, SLG: 0.611	G4-3		F7				P5	G4-3		4	0	0	0	0	0	4											
Armando Rios, L OBP: 0.348, SLG: 0.293			G2-3 1B				F9			4	1	1	0	0	0	1											
Kevin Young, R OBP: 0.320, SLG: 0.339			G2-3				K			4	0	1	0	0	2	1											
Rob Mackowiak, L OBP: 0.250, SLG: 0.392			G5-3				G1-4-3			4	0	0	0	0	0	2											
2 Jack Wilson, R OBP: 0.338, SLG: 0.339			1B 1B IBB				B1-3			3	0	1	0	1	0	1											
Ron Villone, L OBP: 0.125, SLG: 0.125 Sean Lowe, R Mendy López, R Joe Beimel, L			F8				F8			1	0	1	1	0	0	0											
<b>Inning Stats</b>	R: 0 E: 0 K: 0 S: 5	H: 1 LOB: 1 BB: 0 P: 9	R: 1 E: 0 K: 0 S: 12	H: 2 LOB: 2 BB: 1 P: 21	R: 0 E: 0 K: 0 S: 9	H: 0 LOB: 1 BB: 1 P: 18	R: 0 E: 0 K: 1 S: 7	H: 0 LOB: 0 BB: 0 P: 8	R: 0 E: 0 K: 0 S: 5	H: 0 LOB: 0 BB: 0 P: 5	R: 0 E: 0 K: 0 S: 10	H: 1 LOB: 1 BB: 0 P: 15	R: 0 E: 0 K: 2 S: 9	H: 1 LOB: 1 BB: 0 P: 11	R: 0 E: 1 K: 1 S: 8	H: 0 LOB: 1 BB: 0 P: 11	R: 0 E: 0 K: 0 S: 8	H: 1 LOB: 1 BB: 0 P: 10	1B: 5 2B: 1 3B: 0 HR: 0	SF: 0 SAC: 0 DP: 0 HBP: 0	WP: 0 PB: 0 SB: 0 CS: 0	PA: 35					
<b>PITCHER</b>	IP	WLS	BF	H	R	ER	SO	BB	IBB	HBP	BLK	WP	HR	S	P	ERA	WHIP										
Brett Tomko, R ERA: 1.3	9.0	W	35	6	1	1	4	1	1	0	0	0	0	73	108	1.00	0.778										

San Diego Padres @ Pittsburgh Pirates  
PNC Park, Pittsburgh, PA  
Fri Apr 26 2002, 7:05 PM EDT  
Att: 20,575 - Sunny - 53 F

AB 33  
R 1  
H 6  
RBI 1  
BB 2  
SO 4  
LOB 14













Batter	1	2	3	4	5	6	7	8	9	AB	R	H	RBI	BB	SO	LOB	TOP			
<b>Corey Patterson, L</b> (1, 8) OBP: 0.400, SLG: 0.489	G4-3		FC6-4 1B					2B 2B		4	1	3	0	0	0	0	<b>Chicago Cubs @ San Diego Padres</b> Qualcomm Stadium, San Diego, CA Tue Apr 30 2002, 10:05 PM EDT Att: 20,389 - Cloudy - 66 F			
<b>Alex Gonzalez, R</b> (1, 6) OBP: 0.340, SLG: 0.376	G5-3		K					2H 2B		4	0	1	1	0	1	2				
<b>Sammy Sosa, R</b> (1, 9) OBP: 0.429, SLG: 0.670	1B		FC6-4 1-2					IBB		3	0	1	0	1	0	1				
<b>Fred McGriff, L</b> (1, 3) OBP: 0.320, SLG: 0.289	E3 FC5-4							K		4	0	1	0	0	1	3				
<b>Moises Alou, R</b> (1, 7) OBP: 0.188, SLG: 0.267	FC5-4 1-2							F8		4	0	0	0	0	0	5				
<b>Mark Bellhorn, S</b> (1, 5) OBP: 0.322, SLG: 0.491										3	0	0	0	1	1	0				
<b>Delino DeShields, L</b> (1, 4) OBP: 0.275, SLG: 0.351										3	0	0	0	1	0	1				
<b>Joe Girardi, R</b> (1, 2) OBP: 0.146, SLG: 0.171										3	0	0	0	0	1	0				
<b>Todd Hundley, S</b> (9, PH) OBP: 0.250, SLG: 0.348										1	0	0	0	0	0	1				
<b>Matt Clement, R</b> (1, 1) OBP: 0.100, SLG: 0.100										2	0	0	0	0	0	0				
<b>Ron Mahay, L</b> (7, 1) OBP: 0.266, SLG: 0.356										0	0	0	0	0	0	0				
<b>Roosevelt Brown, L</b> (8, PH) OBP: 0.266, SLG: 0.356										0	0	0	0	0	0	0				
<b>Joe Borowski, R</b> (8, 1) OBP: 0.266, SLG: 0.356										0	0	0	0	0	0	0				
<b>Jeff Fassero, L</b> (8, 1) OBP: 0.266, SLG: 0.356										0	0	0	0	0	0	0				
<b>Chris Stynes, R</b> (8, PH) OBP: 0.266, SLG: 0.356										1	0	0	0	0	0	1				
<b>Inning Stats</b>	R: 0 E: 1 K: 0 S: 11	H: 1 LOB: 2 BB: 0 P: 15	R: 0 E: 0 K: 1 S: 5	H: 0 LOB: 0 BB: 0 P: 10	R: 0 E: 0 K: 1 S: 7	H: 1 LOB: 1 BB: 0 P: 11	R: 0 E: 0 K: 0 S: 8	H: 1 LOB: 1 BB: 1 P: 19	R: 0 E: 0 K: 0 S: 8	H: 0 LOB: 0 BB: 0 P: 7	R: 0 E: 0 K: 0 S: 7	H: 0 LOB: 0 BB: 0 P: 10	R: 1 E: 0 K: 1 S: 9	H: 2 LOB: 2 BB: 1 P: 17	R: 0 E: 0 K: 1 S: 6	H: 0 LOB: 1 BB: 1 P: 13	1B: 4 2B: 2 3B: 0 HR: 0	SF: 0 SAC: 0 DP: 1 HBP: 0	WP: 0 PA: 36 PB: 0 SB: 0 CS: 0	
<b>PITCHER</b>	IP	WLS	BF	H	R	ER	SO	BB	IBB	HBP	BLK	WP	HR	S	P	ERA	WHIP			
<b>Brian Lawrence, R</b> (1, 1) ERA: 2.11	7.1		30	6	1	1	2	1	1	0	0	0	0	55	93	1.23	0.955			
<b>Alan Embree, L</b> (8, 1) ERA: 2.08	0.1	W	1	0	0	0	1	0	0	0	0	0	0	3	4	0.00	0.000			
<b>Jeremy Fikac, R</b> (8, 1) ERA: 1.46	0.1	S	4	0	0	0	1	0	0	0	0	0	0	1	2	0.00	0.000			
<b>Trevor Hoffman, R</b> (9, 1) ERA: 2.0	1.0			0	0	0	1	1	0	0	0	0	0	6	13	0.00	1.000			

AB 33  
R 1  
H 6  
RBI 1  
BB 3  
SO 4  
LOB 14



Batter	1	2	3	4	5	6	7	8	9	AB	R	H	RBI	BB	SO	LOB	BOTTOM			
<b>D'Angelo Jimenez, S</b> (1, 4) OBP: 0.330, SLG: 0.362	G4-3		FC6-4 BB							3	0	0	0	1	0	1	<b>Chicago Cubs @ San Diego Padres</b> Qualcomm Stadium, San Diego, CA Tue Apr 30 2002, 10:05 PM EDT Att: 20,389 - Cloudy - 66 F			
<b>Mark Kotsay, L</b> (1, 8) OBP: 0.350, SLG: 0.388	G4-3		FC6-4 1-2							4	0	0	0	0	1	3				
<b>Ryan Klesko, L</b> (1, 9) OBP: 0.420, SLG: 0.551										3	0	0	0	1	1	0				
<b>Trenidad Hubbard, R</b> (8, 9) OBP: 0.318, SLG: 0.333										0	0	0	0	0	0	0				
<b>Phil Nevin, R</b> (1, 3) OBP: 0.421, SLG: 0.537	G3									4	1	2	0	0	0	1				
<b>Ray Lankford, L</b> (1, 7) OBP: 0.280, SLG: 0.267										3	0	0	0	0	2	1				
<b>Sean Burroughs, L</b> (1, 5) OBP: 0.316, SLG: 0.390										3	1	1	1	1	0	1				
<b>Tom Lampkin, L</b> (1, 2) OBP: 0.224, SLG: 0.280										4	0	2	0	0	0	1				
<b>Ramón Vázquez, L</b> (1, 6) OBP: 0.212, SLG: 0.170										1	0	0	1	1	0	0				
<b>Deivi Cruz, R</b> (8, PH) OBP: 0.285, SLG: 0.412										1	0	0	0	0	0	1				
<b>Brian Lawrence, R</b> (1, 1) OBP: 0.313, SLG: 0.308										1	0	0	0	2	1	2				
<b>Alan Embree, L</b> (8, 1) ERA: 2.08										0	0	0	0	0	0	0				
<b>Jeremy Fikac, R</b> (8, 1) ERA: 1.46										0	0	0	0	0	0	0				
<b>Trevor Hoffman, R</b> (9, 1) ERA: 2.0										0	0	0	0	0	0	0				
<b>Inning Stats</b>	R: 0 E: 0 K: 0 S: 13	H: 0 LOB: 1 BB: 1 P: 24	R: 1 E: 0 K: 0 S: 18	H: 1 LOB: 3 BB: 3 P: 33	R: 0 E: 0 K: 1 S: 13	H: 1 LOB: 1 BB: 0 P: 19	R: 0 E: 0 K: 0 S: 5	H: 0 LOB: 1 BB: 1 P: 12	R: 0 E: 0 K: 2 S: 10	H: 1 LOB: 2 BB: 1 P: 19	R: 0 E: 0 K: 1 S: 7	H: 0 LOB: 0 BB: 0 P: 12	R: 1 E: 0 K: 0 S: 14	H: 2 LOB: 1 BB: 0 P: 23	1B: 3 2B: 1 3B: 1 HR: 0	SF: 1 SAC: 1 DP: 0 HBP: 0	WP: 0 PA: 35 PB: 1 SB: 0 CS: 0			
<b>PITCHER</b>	IP	WLS	BF	H	R	ER	SO	BB	IBB	HBP	BLK	WP	HR	S	P	ERA	WHIP			
<b>Matt Clement, R</b> (1, 1) ERA: 3.77	6.0		27	3	1	1	4	5	0	0	0	0	0	66	116	1.50	1.333			
<b>Ron Mahay, L</b> (7, 1) ERA: 2.08	1.0	L	3	0	0	0	1	0	0	0	0	0	0	7	12	0.00	0.000			
<b>Joe Borowski, R</b> (8, 1) ERA: 2.08	0.1			3	2	1	1	0	0	0	0	0	0	9	15	27.00	6.000			
<b>Jeff Fassero, L</b> (8, 1) ERA: 8.49	0.2			2	0	0	0	0	0	0	0	0	0	5	8	0.00	0.000			

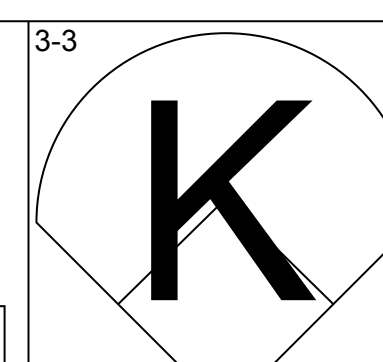
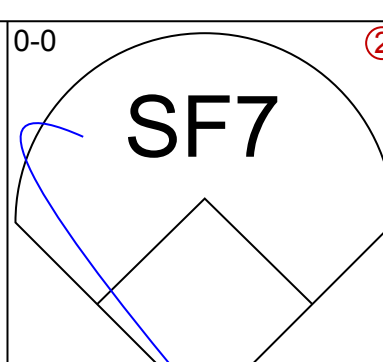
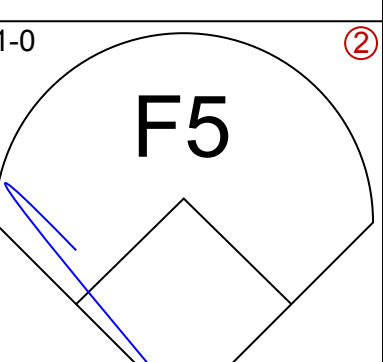
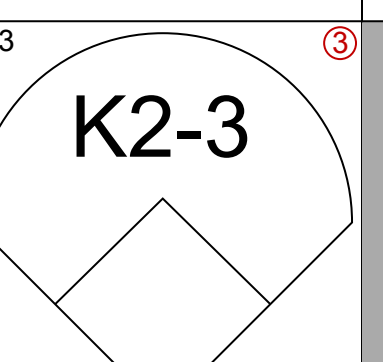
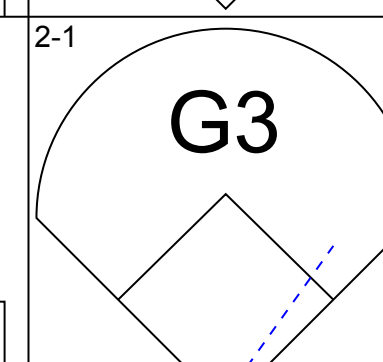
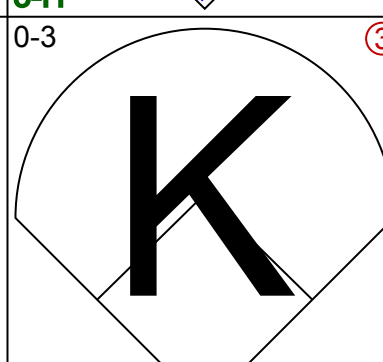
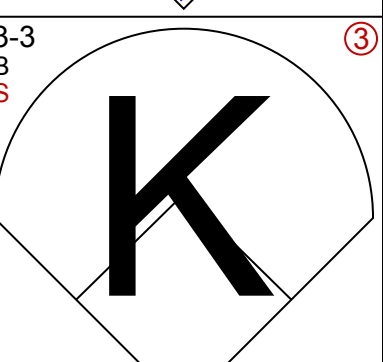
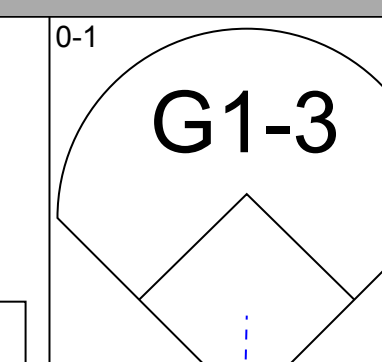
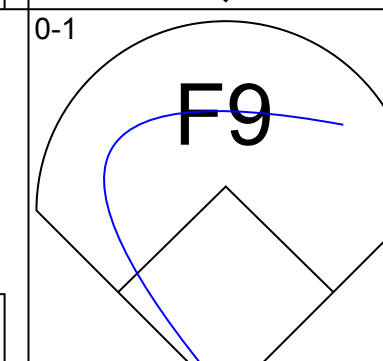
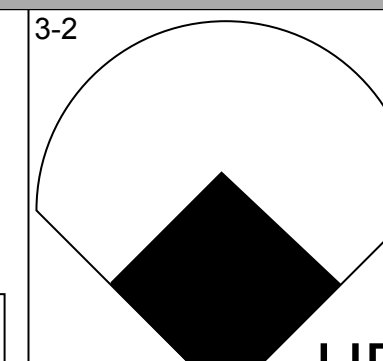
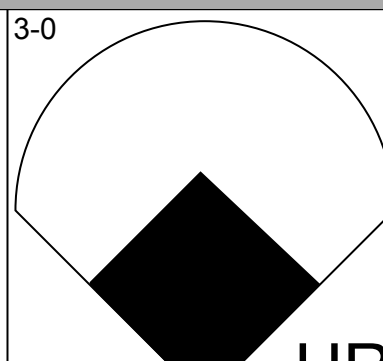
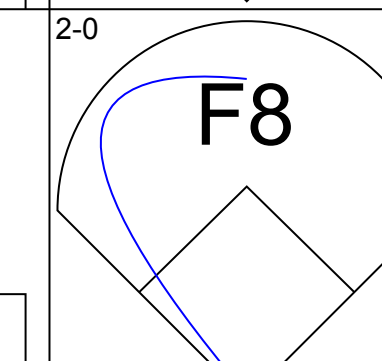
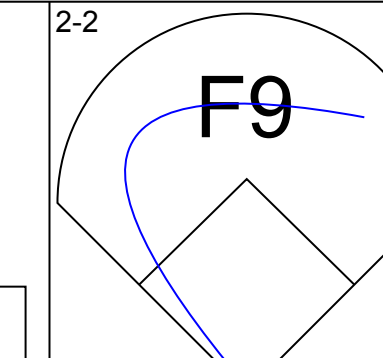
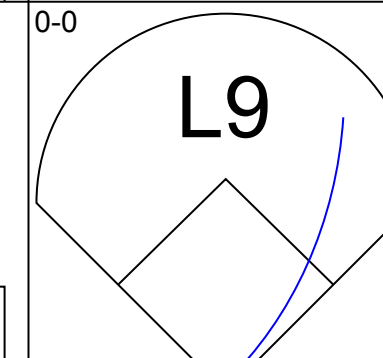
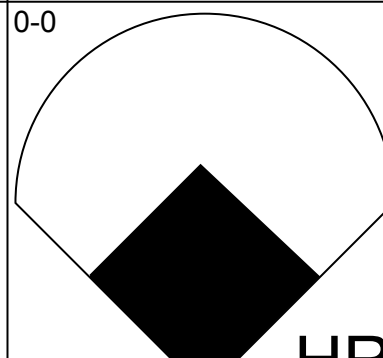
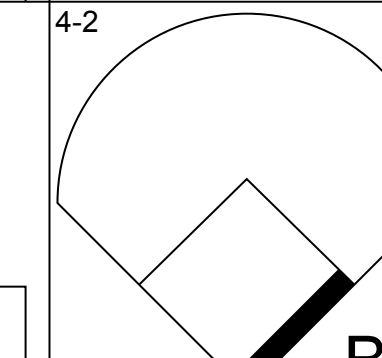
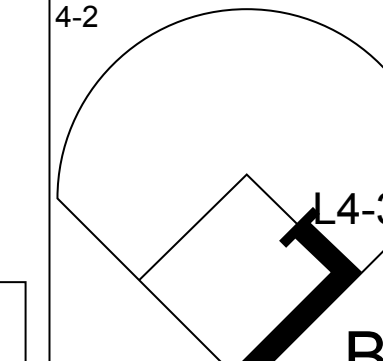
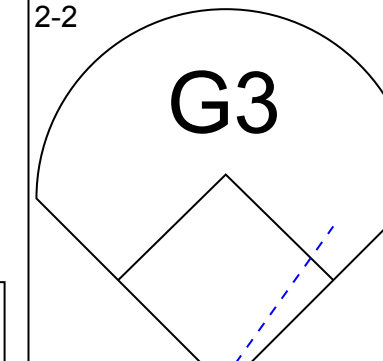
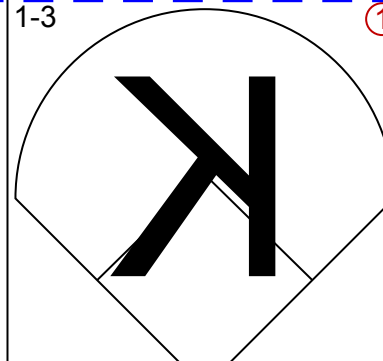
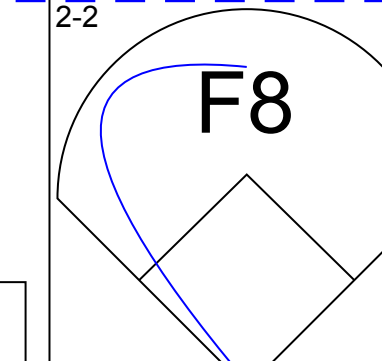
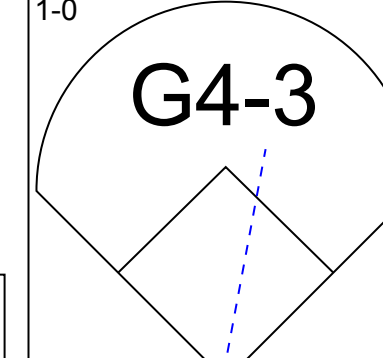

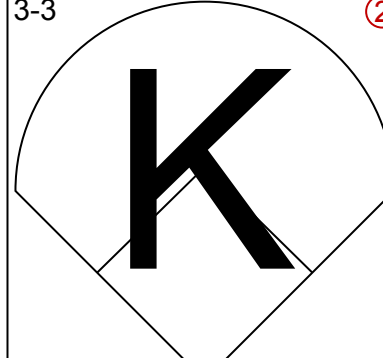
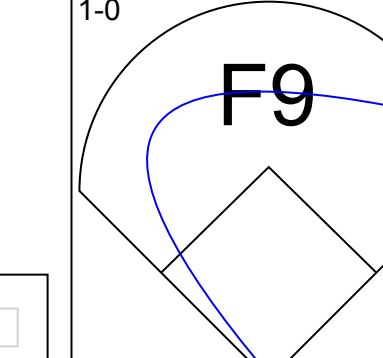
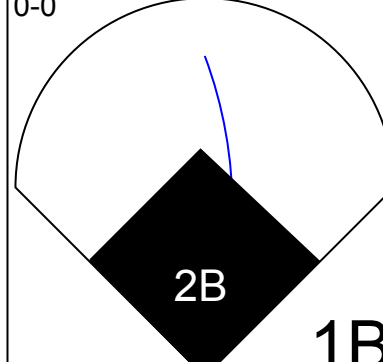
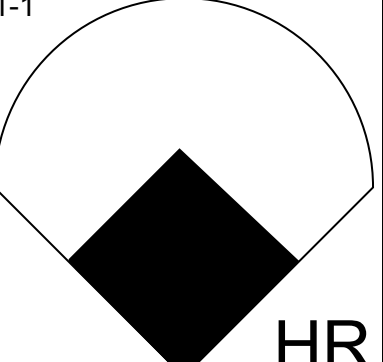

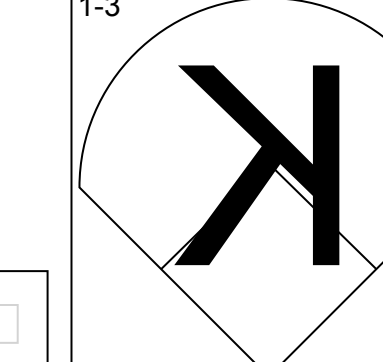
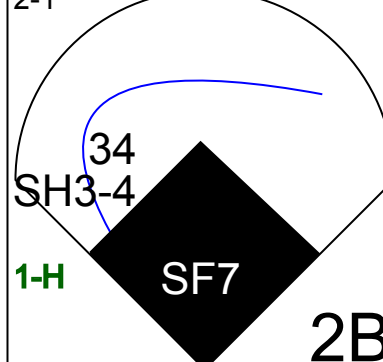
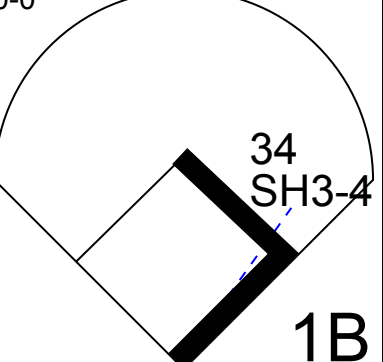
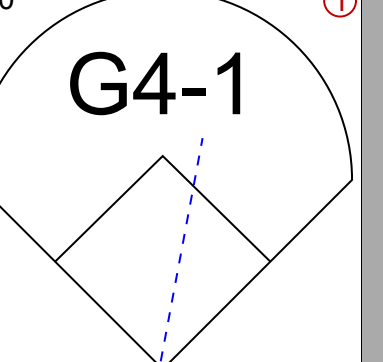
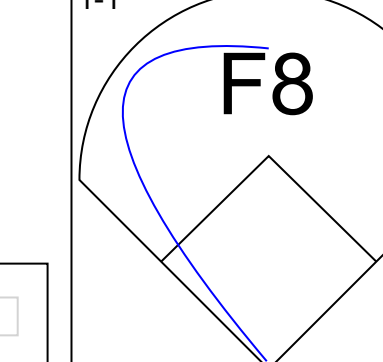
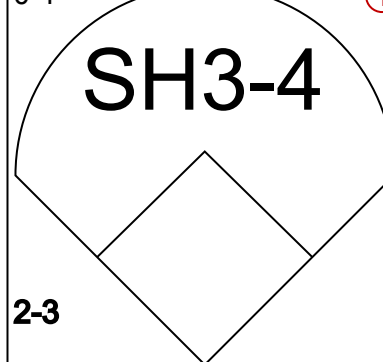
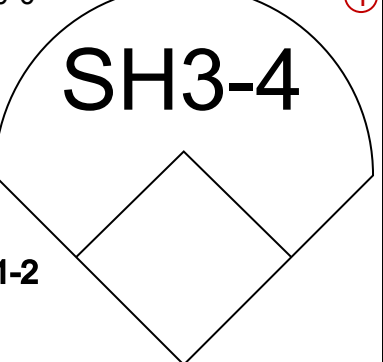
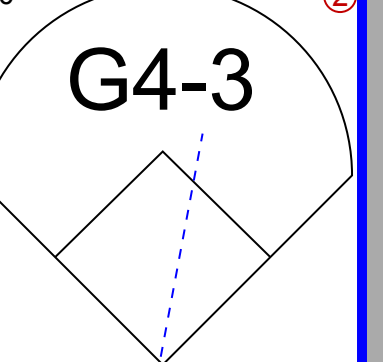
AB 27  
R 2  
H 5  
RBI 2  
BB 6  
SO 5  
LOB 11





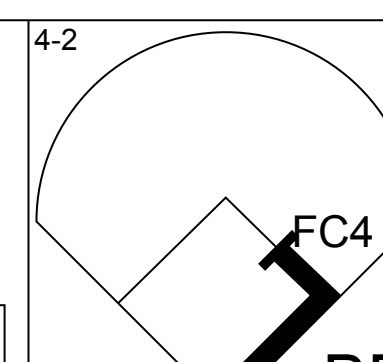
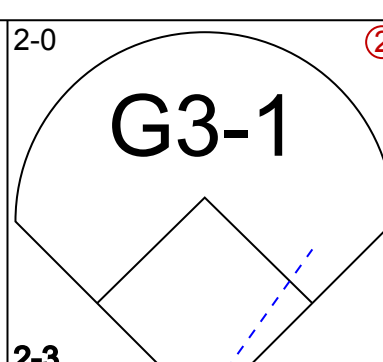
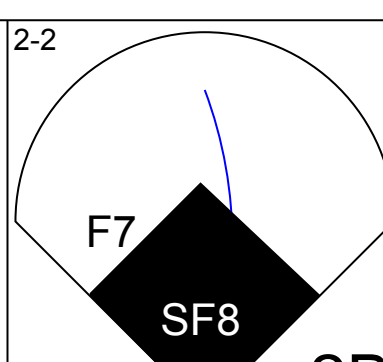
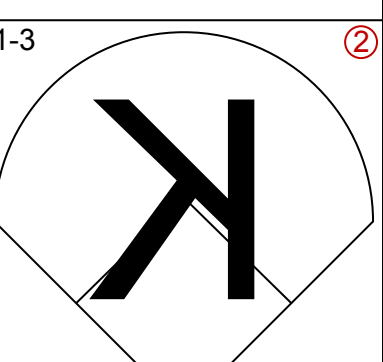
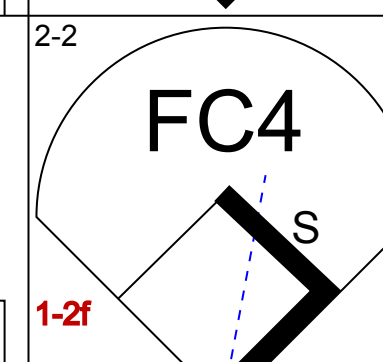
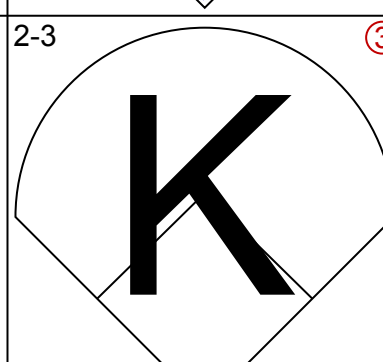
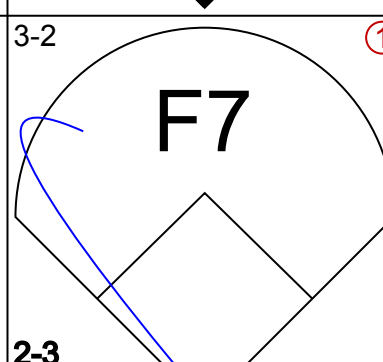
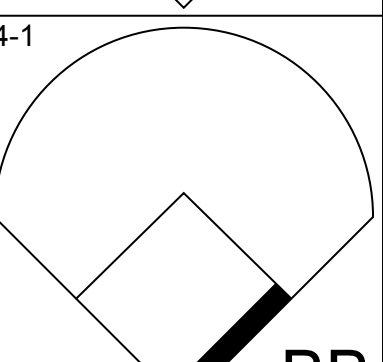
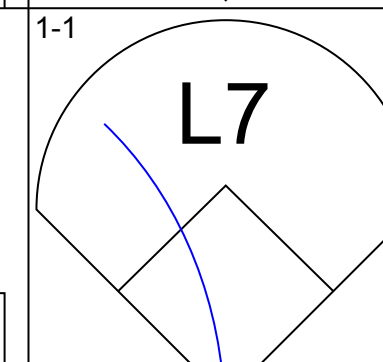
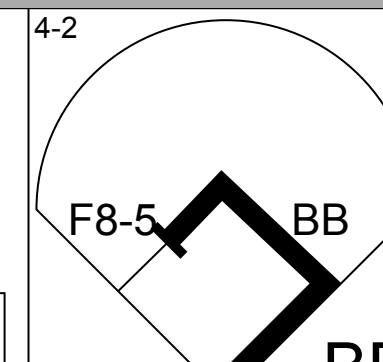
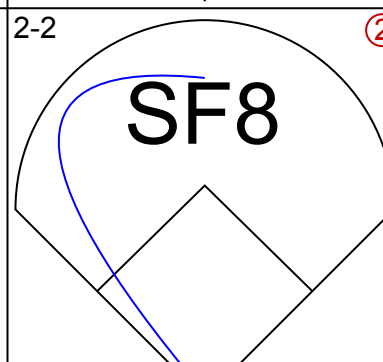
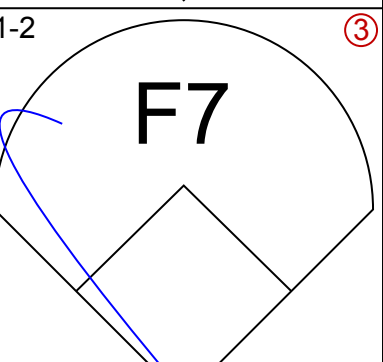
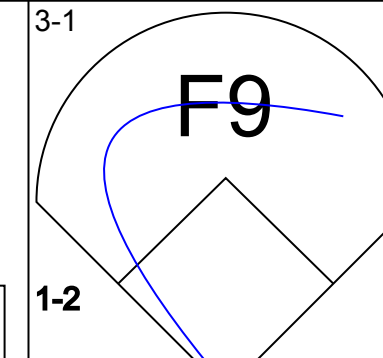
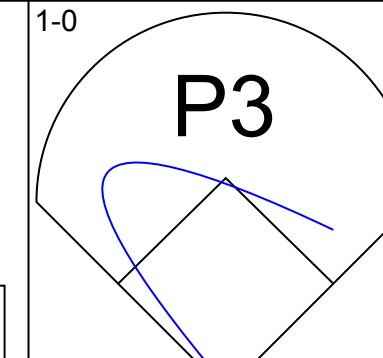
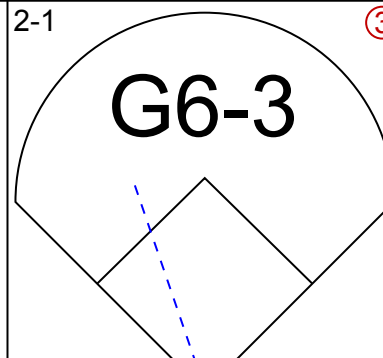
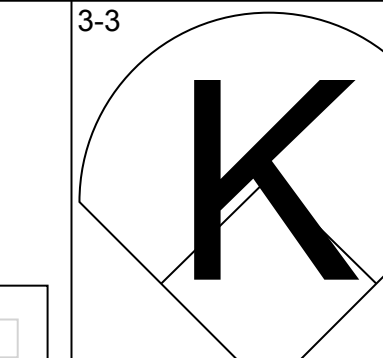
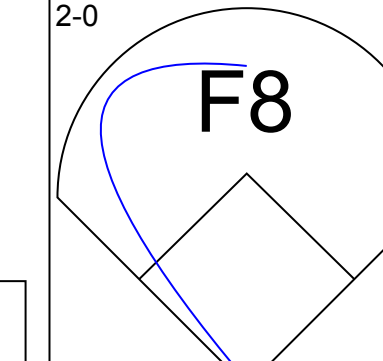
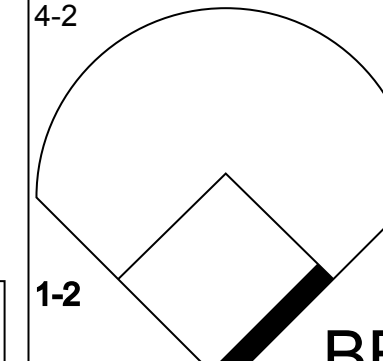
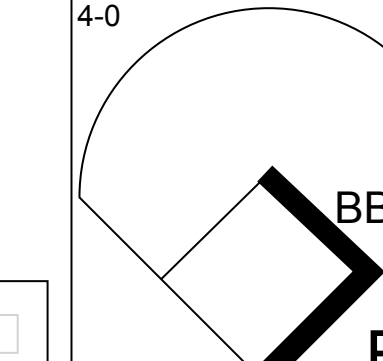
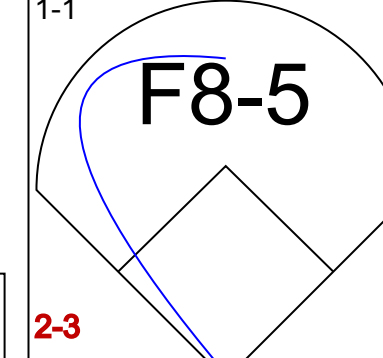
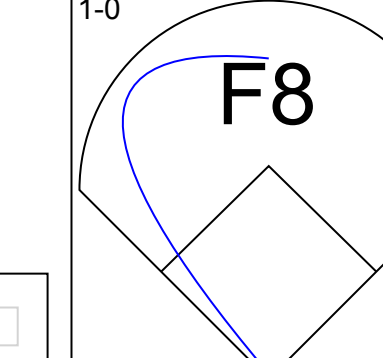
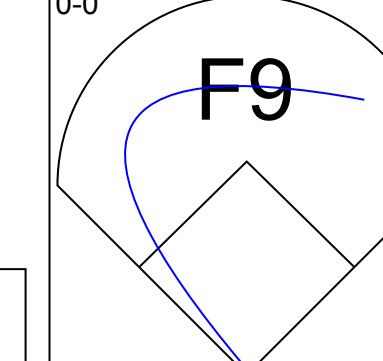

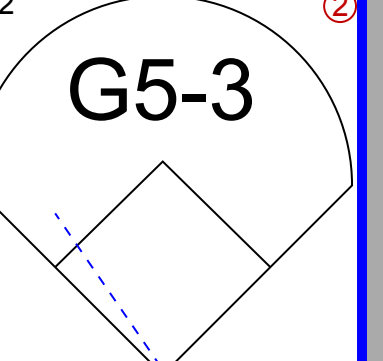
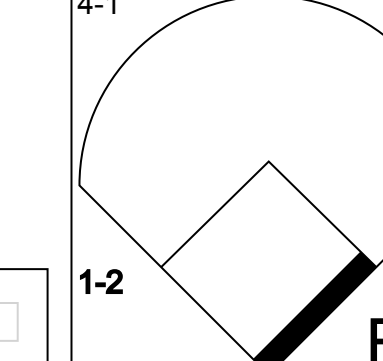

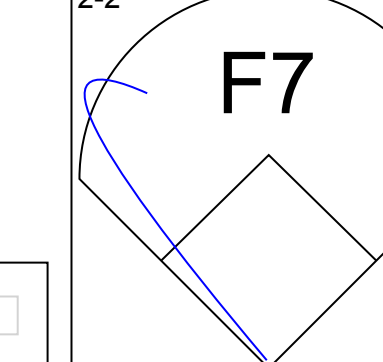

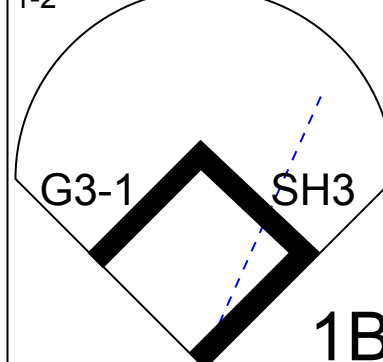
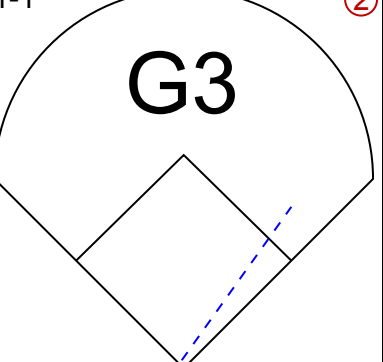
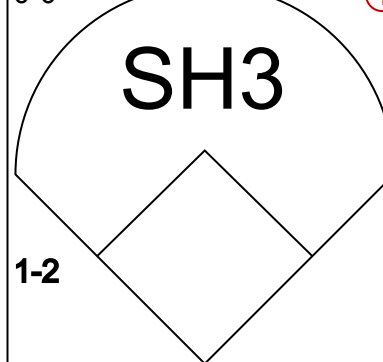




Batter	1	2	3	4	5	6	7	8	9	AB	R	H	RBI	BB	SO	LOB	TOP					
<b>Corey Patterson, L</b> (1, 8) OBP: 0.380, SLG: 0.464										3	0	0	1	0	2	1	<b>Chicago Cubs @ San Diego Padres</b> Qualcomm Stadium, San Diego, CA Thu May 02 2002, 5:05 PM EDT Att: 31,651 - Sunny - 68 F					
<b>Mark Bellhorn, S</b> (1, 5) OBP: 0.302, SLG: 0.456										4	0	0	0	0	2	1						
<b>Sammy Sosa, R</b> (1, 9) OBP: 0.434, SLG: 0.781										4	2	2	2	0	0	0						
<b>Moises Alou, R</b> (1, 7) OBP: 0.225, SLG: 0.351										3	1	1	1	1	0	0						
<b>Fred McGriff, L</b> (1, 3) OBP: 0.324, SLG: 0.281										3	0	0	0	1	1	1						
<b>Todd Hundley, S</b> (1, 2) OBP: 0.297, SLG: 0.300										4	0	0	0	0	1	1						
<b>Joe Girardi, R</b> (9, 2) OBP: 0.146, SLG: 0.171										0	0	0	0	0	0	0						
<b>Alex Gonzalez, R</b> (1, 6) OBP: 0.343, SLG: 0.409										4	2	2	1	0	1	0						
<b>Augie Ojeda, S</b> (1, 4) OBP: 0.182, SLG: 0.238										4	1	2	1	0	0	0						
<b>34 Kerry Wood, R</b> (1, 1) OBP: 0.125, SLG: 0.125										0	0	0	0	0	0	0						
<b>Delino DeShields, L</b> (7, PH) OBP: 0.259, SLG: 0.329										1	0	0	0	0	0	0						
<b>Jeff Fassero, L</b> (7, 1) OBP: 0.500, SLG: 0.500										0	0	0	0	0	0	0						
<b>Joe Borowski, R</b> (8, 1) OBP: 0.500, SLG: 0.500										0	0	0	0	0	0	0						
<b>Inning Stats</b>	R: 0 E: 0 K: 1 S: 9	H: 0 LOB: 0 BB: 0 P: 14	R: 0 E: 0 K: 0 S: 8	H: 0 LOB: 0 BB: 1 P: 14	R: 2 E: 0 K: 1 S: 9	H: 2 LOB: 0 BB: 0 P: 11	R: 1 E: 0 K: 0 S: 11	H: 1 LOB: 0 BB: 0 P: 17	R: 1 E: 0 K: 1 S: 13	H: 2 LOB: 1 BB: 0 P: 18	R: 2 E: 0 K: 2 S: 10	H: 2 LOB: 0 BB: 0 P: 18	R: 0 E: 0 K: 1 S: 5	H: 0 LOB: 0 BB: 0 P: 8	R: 0 E: 0 K: 0 S: 9	H: 0 LOB: 1 BB: 1 P: 17	R: 0 E: 0 K: 1 S: 8	H: 0 LOB: 0 BB: 0 P: 11	1B: 2 2B: 2 3B: 0 HR: 4	SF: 1 SAC: 2 DP: 1 HBP: 0	WP: 0 PB: 0 SB: 0 CS: 0	PA: 35
<b>PITCHER</b>	IP	WLS	BF	H	R	ER	SO	BB	IBB	HBP	BLK	WP	HR	S	P	ERA	WHIP					
<b>Brett Tomko, R</b> (1, 1) ERA: 2.5	5.0	L	22	7	6	6	3	1	0	0	0	0	4	52	79	10.80	1.600					
<b>Jason Boyd, R</b> (6, 1) ERA: 5.65	2.2		9	0	0	0	3	1	0	0	0	0	0	19	33	0.00	0.375					
<b>Matt DeWitt, R</b> (8, 1) ERA: 1.23	1.1		4	0	0	0	1	0	0	0	0	0	0	11	16	0.00	0.000					

AB 30  
R 6  
H 7  
RBI 6  
BB 2  
SO 7  
LOB 4



Batter	1	2	3	4	5	6	7	8	9	AB	R	H	RBI	BB	SO	LOB	BOTTOM				
<b>D'Angelo Jimenez, S</b> (1, 4) OBP: 0.333, SLG: 0.366										3	1	1	0	1	1	1	<b>Chicago Cubs @ San Diego Padres</b> Qualcomm Stadium, San Diego, CA Thu May 02 2002, 5:05 PM EDT Att: 31,651 - Sunny - 68 F				
<b>Mark Kotsay, L</b> (1, 8) OBP: 0.343, SLG: 0.402										3	0	0	0	1	1	3					
<b>Ryan Klesko, L</b> (1, 9) OBP: 0.409, SLG: 0.527										2	0	0	1	1	0	2					
<b>Phil Nevin, R</b> (1, 3) OBP: 0.391, SLG: 0.495										4	0	0	0	0	1	2					
<b>Ray Lankford, L</b> (1, 7) OBP: 0.291, SLG: 0.286										1	0	0	0	1	0	0					
<b>Bubba Trammell, R</b> (7, PH) OBP: 0.350, SLG: 0.300										1	0	1	0	1	0	0					
<b>Sean Burroughs, L</b> (1, 5) OBP: 0.302, SLG: 0.369										4	0	0	0	0	1	4					
<b>Deivi Cruz, R</b> (1, 6) OBP: 0.273, SLG: 0.432										3	0	1	0	0	0	1					
<b>Matt DeWitt, R</b> (8, 1) ERA: 1.86										0	0	0	0	0	0	0					
<b>Mark Sweeney, L</b> (9, PH) OBP: 0.353, SLG: 0.154										0	0	0	0	1	0	0					
<b>Tom Lampkin, L</b> (1, 2) OBP: 0.238, SLG: 0.278										2	0	1	0	0	0	0					
<b>Javier Cardona, R</b> (7, PH) OBP: 0.145, SLG: 0.115										1	0	0	0	0	1	1					
<b>Ramón Vázquez, L</b> (9, PH) OBP: 0.208, SLG: 0.167										1	0	0	0	0	0	2					
<b>Brett Tomko, R</b> (1, 1) OBP: 0.214, SLG: 0.286										1	0	0	0	0	1	0					
<b>Jason Boyd, R</b> (6, 1) ERA: 5.65										0	0	0	0	0	0	0					
<b>Cesar Crespo, S</b> (8, 6) OBP: 0.167, SLG: 0.333										1	0	0	0	0	0	0					
<b>Inning Stats</b>	R: 0 E: 0 K: 0 S: 11	H: 0 LOB: 1 BB: 1 P: 21	R: 0 E: 0 K: 1 S: 6	H: 0 LOB: 0 BB: 0 P: 9	R: 0 E: 0 K: 1 S: 9	H: 1 LOB: 1 BB: 0 P: 14	R: 0 E: 0 K: 0 S: 7	H: 0 LOB: 1 BB: 2 P: 17	R: 0 E: 0 K: 0 S: 12	H: 1 LOB: 0 BB: 0 P: 21	R: 0 E: 0 K: 1 S: 11	H: 1 LOB: 1 BB: 0 P: 17	R: 0 E: 0 K: 1 S: 8	H: 0 LOB: 1 BB: 1 P: 14	R: 0 E: 0 K: 1 S: 8	H: 0 LOB: 2 BB: 2 P: 22	1B: 1 2B: 4 3B: 0 HR: 0	SF: 1 SAC: 1 DP: 1 HBP: 0	WP: 0 PB: 0 SB: 1 CS: 0	PA: 35	
<b>PITCHER</b>	IP	WLS	BF	H	R	ER	SO	BB	IBB	HBP	BLK	WP	HR	S	P	ERA	WHIP				
<b>34 Kerry Wood, R</b> (1, 1) ERA: 3.18	6.0	W	22	3	1	1	3	3	0	0	0	0	0	11	17	0.00	1.000				
<b>Jeff Fassero, L</b> (7, 1) ERA: 7.92	1.0		4	1	0	0	1	0	0	0	0	0	0	11	17	0.00	1.000				
<b>Joe Borowski, R</b> (8, 1) ERA: 1.86	2.0		9	0	0	0	2	3	0	0	0	0	0	16	36	0.00	1.500				

AB 27  
R 1  
H 4  
RBI 1  
BB 6  
SO 6  
LOB 16










Batter	1	2	3	4	5	6	7	8	9	AB	R	H	RBI	BB	SO	LOB	TOP											
Abraham Nunez, S OBP: 0.289, SLG: 0.313	0-0 2B		0-1 G4-6-3			2-1 G3		1-1 FC5-4 1B		4	0	2	0	0	0	1												
Rob Mackowiak, L OBP: 0.250, SLG: 0.429	2-3 K			2-3 K		2-1 WP 2B		0-1 FC5-4 1-2		4	0	1	0	0	0	2												
Brian Giles, L OBP: 0.413, SLG: 0.577	1-0 P4			4-1 E S BB		4-1 BB		3-3 K		2	0	0	0	2	1	2												
Armando Rios, L OBP: 0.315, SLG: 0.309	0-3 K			2-3 K		0-1 F7			2-2 1B 2B	4	0	1	0	0	2	4												
Kevin Young, R OBP: 0.292, SLG: 0.307		0-1 P3		2-3 K		2-2 G1-3			0-3 K	4	0	0	0	0	2	4												
18 Jason Kendall, R OBP: 0.352, SLG: 0.304		2-1 P6				1-1 1B			1-2 1B	4	0	2	0	0	0	0												
Adrian Brown, S OBP: 0.303, SLG: 0.305		1-3 K				1-2 F7		4-2 2 G5-4-3 BB	1-0 L6	3	0	0	0	1	1	3												
2 Jack Wilson, R OBP: 0.287, SLG: 0.275			1-3 K			3-1 F5		1-2 G5-4-3	0-3 K	3	0	0	0	0	0	1	2											
Brian Boehringer, S OBP: 0.400, SLG: 0.489								1-2 G5-4-3 1-2		0	0	0	0	0	0	1	2											
Jimmy Anderson, L OBP: 0.385, SLG: 0.385			1-1 K			2-3 K			1-3 K	2	0	1	0	0	1	1												
Mike Benjamin, R OBP: 0.152, SLG: 0.129										1	0	0	0	0	1	0												
<b>Inning Stats</b>	R: 0 H: 1 E: 0 K: 2 S: 9	H: 1 LOB: 1 BB: 0 P: 12	R: 0 H: 0 E: 0 K: 1 S: 7	H: 0 LOB: 0 BB: 0 P: 10	R: 0 H: 1 E: 0 K: 1 S: 7	H: 1 LOB: 0 BB: 0 P: 9	R: 0 H: 0 E: 0 K: 3 S: 11	H: 0 LOB: 1 BB: 1 P: 21	R: 0 H: 1 E: 0 K: 1 S: 10	H: 1 LOB: 1 BB: 0 P: 17	R: 0 H: 0 E: 0 K: 0 S: 8	H: 0 LOB: 0 BB: 1 P: 13	R: 0 H: 1 E: 0 K: 2 S: 10	H: 1 LOB: 1 BB: 0 P: 15	R: 0 H: 2 E: 0 K: 2 S: 13	H: 2 LOB: 2 BB: 0 P: 17	1B: 4 2B: 3 3B: 0 HR: 0	SF: 0 SAC: 0 DP: 2 HBP: 0	WP: 1 PB: 0 SB: 1 CS: 0	PA: 35								
<b>PITCHER</b>	IP	WLS	BF	H	R	ER	SO	BB	IBB	HBP	BLK	WP	HR	S	P	ERA	WHIP											
Kevin Jarvis, R ERA: 2.45	(1, 1)	5.1	W	21	4	0	0	8	2	0	0	0	1	0	49	82	0.00	1.125										
Steve Reed, R ERA: 1.5	(6, 1)	1.2	H	5	0	0	0	0	1	0	0	0	0	0	14	21	0.00	0.600										
Jeremy Fikac, R ERA: 1.88	(8, 1)	1.0	H	4	1	0	0	2	0	0	0	0	0	0	10	15	0.00	1.000										
Trevor Hoffman, R ERA: 1.64	(9, 1)	1.0	S	5	2	0	0	2	0	0	0	0	0	0	13	17	0.00	2.000										

Pittsburgh Pirates @ San Diego Padres  
Qualcomm Stadium, San Diego, CA  
Sat May 04 2002, 10:05 PM EDT  
Att: 36,972 - Sunny - 64 F

livebaseballscores.com

AB 32  
R 0  
H 7  
RBI 0  
BB 3  
SO 12  
LOB 21



Batter	1	2	3	4	5	6	7	8	9	AB	R	H	RBI	BB	SO	LOB	BOTTOM											
D'Angelo Jimenez, S OBP: 0.331, SLG: 0.361	1-0 G6-3		1-2 G1-6-3	2-2 1B			0-1 1B			4	0	2	0	0	0	1												
Trenidad Hubbard, R OBP: 0.290, SLG: 0.273	1-1 G5-3		4-2 2B BB	3-3 K			0-1 F8			3	1	0	0	1	1	3												
Phil Nevin, R OBP: 0.390, SLG: 0.491	4-1 FC5 1B BB		3-1 1H HR 2B			0-3 K	1-2 F9			3	1	1	1	1	1	1												
Ryan Klesko, L OBP: 0.412, SLG: 0.549	0-0 FC5 1B		1-2 2H HR			3-2 G4-3	1-0 F8			4	1	2	2	0	0	1												
Bubba Trammell, R OBP: 0.359, SLG: 0.333	3-0 FC5		0-0 1B			1-1 2B		1-2 G6-3		4	0	2	0	0	0	2												
Deivi Cruz, R OBP: 0.250, SLG: 0.395		0-1 G6-3	1-1 G1-3			2-2 G5-3		3-2 F7		3	0	0	0	0	0	2												
Steve Reed, R ERA: 5.77	(6, 1)									0	0	0	0	0	0	0												
Jeremy Fikac, R ERA: 1.88	(8, 1)									0	0	0	0	0	0	0												
Mark Sweeney, L OBP: 0.368, SLG: 0.267	(8, PH)									1	0	0	0	0	0	0												
Trevor Hoffman, R ERA: 1.64	(9, 1)									0	0	0	0	0	0	0												
Cesar Crespo, S OBP: 0.182, SLG: 0.200	1-0 G5-3			4-1 G6-4-3 BB		0-0 B5-3		0-3 K		3	0	0	0	1	1	0												
Javier Cardona, R OBP: 0.129, SLG: 0.103	1-0 G1-3			0-0 G6-4-3		0-1 F9				3	0	0	0	0	0	1												
Kevin Jarvis, L OBP: 0.444, SLG: 0.375	(1, 1)			0-1 G1-6-3		3-1 K2-3				2	0	2	0	0	0	0												
Ramón Vázquez, L OBP: 0.214, SLG: 0.160	(6, 6)									1	0	0	0	0	1	0												
<b>Inning Stats</b>	R: 0 H: 1 E: 0 K: 0 S: 6	H: 1 LOB: 2 BB: 1 P: 15	R: 0 H: 0 E: 0 K: 0 S: 4	H: 0 LOB: 0 BB: 0 P: 6	R: 3 H: 4 E: 0 K: 0 S: 16	H: 4 LOB: 1 BB: 1 P: 26	R: 0 H: 2 E: 0 K: 1 S: 13	H: 2 LOB: 2 BB: 1 P: 25	R: 0 H: 1 E: 0 K: 1 S: 13	H: 1 LOB: 1 BB: 0 P: 19	R: 0 H: 0 E: 0 K: 1 S: 6	H: 0 LOB: 0 BB: 0 P: 8	R: 0 H: 1 E: 0 K: 0 S: 8	H: 1 LOB: 1 BB: 0 P: 10	R: 0 H: 0 E: 0 K: 1 S: 9	H: 0 LOB: 0 BB: 0 P: 13	1B: 6 2B: 2 3B: 0 HR: 1	SF: 0 SAC: 0 DP: 2 HBP: 0	WP: 0 PB: 0 SB: 0 CS: 0	PA: 34								
<b>PITCHER</b>	IP	WLS	BF	H	R	ER	SO	BB	IBB	HBP	BLK	WP	HR	S	P	ERA	WHIP											
Jimmy Anderson, L ERA: 5.77	(1, 1)	6.0	L	27	8	3	3	3	0	0	0	0	0	1	58	99	4.50	1.833										
Brian Boehringer, R ERA: 2.3	(7, 1)	2.0		7	1	0	0	1	0	0	0	0	0	0	17	23	0.00	0.500										

Pittsburgh Pirates @ San Diego Padres  
Qualcomm Stadium, San Diego, CA  
Sat May 04 2002, 10:05 PM EDT  
Att: 36,972 - Sunny - 64 F

livebaseballscores.com

AB 31  
R 3  
H 9  
RBI 3  
BB 3  
SO 4  
LOB 11





Batter	1	2	3	4	5	6	7	8	9	AB	R	H	RBI	BB	SO	LOB	TOP
<b>Rob Mackowiak, L</b> OBP: 0.250, SLG: 0.432 (1, 8)	1-2 E3 FC4-6	1-1 2B			0-0 G4-3		1-0 G4-3			4	0	1	1	0	0	0	<b>Pittsburgh Pirates @ San Diego Padres</b> Qualcomm Stadium, San Diego, CA Sun May 05 2002, 5:00 PM EDT Att: 27,399 - Sunny - 72 F
<b>Pokey Reese, R</b> OBP: 0.397, SLG: 0.386 (1, 4)	1-2 FC4-6 G4-6-3	4-2 BB			0-2 G4-3		1-1 G6-3			3	0	0	0	1	0	1	
<b>Brian Giles, L</b> OBP: 0.406, SLG: 0.561 (1, 7)	0-1 G4-6-3	2-3 K			0-0 G2-3		0-1 BB 18 FC6-4 1B			4	1	1	0	0	1	4	
<b>Armando Rios, L</b> OBP: 0.323, SLG: 0.318 <b>Mike Fetters, R</b> (8, 1)		2-1 2B 18 G6-3 1B	1-3 K		0-3 K		0-1 BB 18 E 1B			4	2	2	0	0	2	0	
<b>Craig Wilson, R</b> OBP: 0.316, SLG: 0.280 (1, 3)		0-0 1B SF9 2B	1-3 K		2-2 18 1B HBP		4-1 FC6-4 BB			2	1	1	0	1	1	0	
<b>18 Jason Kendall, R</b> OBP: 0.347, SLG: 0.301 (1, 2)		0-2 G6-3	2-1 G3		1-2 G4-6-3 1B		0-1 FC6-4 2-6			4	0	1	2	0	0	2	
<b>Keith Osk, R</b> OBP: 0.422, SLG: 0.333 <b>Joe Beigel, L</b> (6, 1)		1-1 1B 2B	2-3 K		0-1 G4-6-3		1-1 2-6		1-3 K	3	1	1	0	0	1	2	
<b>Adrian Brown, S</b> OBP: 0.300, SLG: 0.302 (8, PH)		2-3 1B			1-2 1B		1-2 2-6			0	0	0	0	0	0	0	
<b>Mike Benjamin, R</b> OBP: 0.162, SLG: 0.147 (6, 5)		0-1 SF9	0-1 CS 1B		2-2 G5-3		1-2 F8			3	0	1	1	0	0	0	
<b>Sean Lowe, R</b> OBP: 0.167, SLG: 0.167 <b>Mike Lincoln, R</b> (4, 1)		3-H 1-0 2B 1B	1-3 K		0-1 G4-6-3		2-3 K		2-3 K	2	0	1	0	0	1	1	
<b>Abraham Nunez, S</b> OBP: 0.282, SLG: 0.304 (6, 6)		1-2 1B	1-2 K							0	0	0	0	0	0	0	
<b>Inning Stats</b>	R: 0 E: 1 K: 0 S: 11	H: 0 LOB: 0 BB: 0 P: 13	R: 3 E: 0 K: 1 S: 19	H: 5 LOB: 1 BB: 1 P: 30	R: 0 E: 0 K: 2 S: 11	H: 0 LOB: 0 BB: 0 P: 15	R: 0 E: 0 K: 1 S: 5	H: 1 LOB: 1 BB: 0 P: 5	R: 0 E: 0 K: 1 S: 12	H: 0 LOB: 0 BB: 0 P: 12	R: 2 E: 1 K: 0 S: 10	H: 2 LOB: 1 BB: 1 P: 16	R: 0 E: 0 K: 2 S: 9	H: 0 LOB: 0 BB: 0 P: 13	1B: 7 2B: 2 3B: 0 HR: 0	SF: 1 SAC: 0 DP: 2 HBP: 1	WP: 0 PA: 36 PB: 0 SB: 0 CS: 1
<b>PITCHER</b>	IP WLS BF H R ER SO BB IBB HBP BLK WP HR S P ERA WHIP																
<b>Brian Lawrence, R</b> ERA: 2.52 (1, 1)	7.1 W 31 9 5 4 7 1 0 1 0 0 0 79 108 4.91 1.364																
<b>Jeremy Fikac, R</b> ERA: 1.5 (8, 1)	0.2 H 3 0 0 0 0 1 0 0 0 0 0 4 9 0.00 1.500																
<b>Trevor Hoffman, R</b> ERA: 1.5 (9, 1)	1.0 S 3 0 0 0 2 0 0 0 0 0 0 9 13 0.00 0.000																

Batter	1	2	3	4	5	6	7	8	9	AB	R	H	RBI	BB	SO	LOB	BOTTOM
<b>D'Angelo Jimenez, S</b> OBP: 0.341, SLG: 0.366 (1, 4)	4-0 G3-1 BB	2-2 1B		3-2 1B 1B	0-0 L7		2-2 E6 CS			4	1	2	1	1	0	2	<b>Pittsburgh Pirates @ San Diego Padres</b> Qualcomm Stadium, San Diego, CA Sun May 05 2002, 5:00 PM EDT Att: 27,399 - Sunny - 72 F
<b>Sean Burroughs, L</b> OBP: 0.295, SLG: 0.348 (1, 5)	2-2 G3-1	0-0 L6		1-1 1B SF9 1B	1-1 FC6		3-2 CS	1-1 G6-3		5	1	1	0	0	4		
<b>Ryan Klesko, L</b> OBP: 0.422, SLG: 0.563 <b>Trevor Hoffman, R</b> (9, 1)	3-1 FC4 1B		3-1 1B SF9 2B	0-1 1B	2-2 G4-3		2-2 F7			5	1	3	1	0	0		
<b>Phil Nevin, R</b> OBP: 0.398, SLG: 0.496 (1, 3)	3-0 FC4		1-0 BB	0-2 1B	1-2 2H 1B		1-2 FC5 WP 1B	0-1 F7		5	0	3	0	0	1		
<b>Bubba Trammell, R</b> OBP: 0.368, SLG: 0.327 (9, 9)		4-0 1B 3B BB	1-1 F3	1-0 SF9	4-1 FC5 BB		1-2 BB			1	1	0	1	2	0		
<b>Ray Lankford, L</b> OBP: 0.302, SLG: 0.278 (9, 7)		1-0 1B 3B	4-2 BB	1-1 G4-3			3-2 F7			3	1	1	0	1	4		
<b>Deivi Cruz, R</b> OBP: 0.250, SLG: 0.405 (1, 6)		2-3 K	1-0 SF9		3-2 2B		1-1 FC5			3	0	1	1	0	4		
<b>Tom Lampkin, L</b> OBP: 0.254, SLG: 0.311 (1, 2)		1-0 1B 3B	3-H 2-3 K		4-2 FC6 BB		3-3 K			3	1	1	2	1	2		
<b>Brian Lawrence, R</b> OBP: 0.250, SLG: 0.235 <b>Jeremy Fikac, R</b> (8, 1)		1-2 L5		2-2 G5-3	0-3 K		1-3 K			4	0	0	0	0	2	3	
<b>Mark Kotsay, L</b> OBP: 0.363, SLG: 0.411 (8, 8)										0	0	0	0	0	0	0	
<b>Inning Stats</b>	R: 0 E: 0 K: 0 S: 7	H: 1 LOB: 1 BB: 1 P: 19	R: 3 E: 0 K: 1 S: 14	H: 3 LOB: 1 BB: 1 P: 24	R: 1 E: 0 K: 1 S: 11	H: 2 LOB: 2 BB: 1 P: 23	R: 2 E: 0 K: 0 S: 16	H: 4 LOB: 2 BB: 0 P: 24	R: 0 E: 0 K: 1 S: 13	H: 1 LOB: 2 BB: 1 P: 21	R: 0 E: 1 K: 2 S: 18	H: 0 LOB: 0 BB: 0 P: 27	R: 0 E: 0 K: 0 S: 8	H: 0 LOB: 0 BB: 0 P: 11	1B: 9 2B: 2 3B: 1 HR: 0	SF: 2 SAC: 0 DP: 0 HBP: 0	WP: 1 PA: 41 PB: 0 SB: 0 CS: 1
<b>PITCHER</b>	IP WLS BF H R ER SO BB IBB HBP BLK WP HR S P ERA WHIP																
<b>Sean Lowe, R</b> ERA: 7.71 (1, 1)	3.1 L 20 8 6 6 2 3 0 0 0 0 1 0 28 45 0.00 3.000																
<b>Mike Lincoln, R</b> ERA: 0.61 (4, 1)	2.0 12 4 0 0 1 2 0 0 0 0 1 0 28 45 0.00 3.000																
<b>Joe Beigel, L</b> ERA: 1.64 (6, 1)	1.2 5 0 0 0 2 0 0 0 0 0 0 24 37 0.00 0.000																
<b>Mike Fetters, R</b> ERA: 1.74 (8, 1)	1.0 3 0 0 0 0 0 0 0 0 0 0 8 11 0.00 0.000																



Batter	1	2	3	4	5	6	7	8	9	AB	R	H	RBI	BB	SO	LOB	TOP					
D'Angelo Jimenez, S OBP: 0.333, SLG: 0.357 Cesar Crespo, S OBP: 0.231, SLG: 0.182	(1,4) F8 (5,4) (7,7)		(1-3) K (2)		(0-3) K (2)		(4-0) BB E FC6-4 BB (1-2)	(2-2) F8 (3)		3 0 0 0 0 2 1 1 1 0 0 0 1 0 2												
Mark Kotsay, L OBP: 0.352, SLG: 0.402 Trenidad Hubbard, R OBP: 0.310, SLG: 0.292	(1,8) 4-2 (6,8) CS BB		(0-0) F7 (3)		(1-3) K (3)		(2-2) E8 FC6-4 BB 1-2 2-H 1B	(1-0) G6-3 (1)	(1-0) G6-3 (1)	2 0 0 0 1 1 1 2 0 1 0 0 0 0												
Ryan Klesko, L OBP: 0.429, SLG: 0.578 Bubba Trammell, R OBP: 0.386, SLG: 0.393	(1,9) 3-3 (6,9) 1-2 K			(0-0) BB BB 1B		(0-0) 1B 2B	(4-1) FC6-4 BB	(1-2) HR	(1-2) HR	3 1 2 0 0 1 1 1 1 1 1 1 0 0												
Phil Nevin, R OBP: 0.389, SLG: 0.483 Mark Sweeney, L OBP: 0.333, SLG: 0.235	(1,3) (6,3)	(1-0) F7 (1)		(2-0) F8 (1)		(0-3) K (1)	(2-1) FC6-4 (2)	(0-0) F8 (2)	(0-0) F8 (2)	3 0 0 0 0 1 2 2 0 0 1 0 0 2												
Ray Lankford, L OBP: 0.328, SLG: 0.286 Jason Boyd, R Steve Reed, R (9, PH)	(1,7) (7,1) (9, PH)	(4-2) SH1-3 BB		(4-2) BB BB		(1-0) 2H 1B	(1-1) F5 (3)	(2-3) K	(2-3) K	2 0 1 1 2 0 2 0 0 0 0 0 0 0 1 0 0 0 0 1 0												
Sean Burroughs, L OBP: 0.286, SLG: 0.337	(1,5)	(1-0) SH1-3 (2)		(2-2) F7 (2)		(1-1) F8 (2)		(0-1) G1 (1)		3 0 0 0 0 0 3												
Ramón Vázquez, L OBP: 0.233, SLG: 0.189	(1,6) (7,4)	(1-2) F8 (3)		(4-0) 1-2 2-3 BB		(3-3) K (3)		(1-0) 1B 1B		3 0 1 0 1 1 2												
Tom Lampkin, L OBP: 0.260, SLG: 0.333 Javier Cardona, R OBP: 0.152, SLG: 0.129	(1,2) (6,2)		(2-2) 2B	(1-1) F7 (3)		(1-1) 1B E 1B		(1-1) L5 (2)		2 0 1 0 0 0 3 2 1 1 0 0 0 1												
Bobby Jones, R Ben Howard, R Deivi Cruz, R OBP: 0.258, SLG: 0.412	(1,1) (2,1) (7,6)		(0-3) K (1)		(1-1) F7 (1)		(1-1) F9 (1)	(2-1) 1B		0 0 0 0 0 0 0 3 0 0 0 0 1 2 1 0 1 0 0 0 0												
<b>Inning Stats</b>	R: 0 E: 0 K: 1 S: 9	H: 0 LOB: 1 BB: 1 P: 17	R: 0 E: 0 K: 0 S: 8	H: 0 LOB: 1 BB: 1 P: 15	R: 0 E: 0 K: 2 S: 10	H: 1 LOB: 3 BB: 0 P: 13	R: 0 E: 0 K: 0 S: 12	H: 1 LOB: 3 BB: 2 P: 25	R: 0 E: 0 K: 2 S: 9	H: 0 LOB: 0 BB: 0 P: 11	R: 1 E: 0 K: 2 S: 11	H: 2 LOB: 1 BB: 0 P: 16	R: 2 E: 1 K: 0 S: 13	H: 2 LOB: 2 BB: 2 P: 28	R: 0 E: 0 K: 0 S: 10	H: 2 LOB: 2 BB: 0 P: 16	R: 1 E: 0 K: 1 S: 8	H: 1 LOB: 0 BB: 0 P: 12	1B: 6 2B: 3 3B: 0 HR: 1	SF: 0 SAC: 1 DP: 1 HBP: 0	WP: 0 PB: 0 SB: 0 CS: 1	PA: 41
<b>PITCHER</b>	IP WLS BF H R ER SO BB IBB HBP BLK WP HR S P ERA WHIP																					
Ryan Dempster, R ERA: 4.22	(1,1) 6.1 W 29 6 3 3 7 5 0 0 0 0 0 0 67 113 4.26 1.737																					
Blaine Neal, R ERA:	(7,1) 0.2 3 0 0 0 0 1 0 0 0 0 0 0 5 12 0.00 1.500																					
Vic Darensbourg, L ERA: 3.55	(8,1) 2.0 9 3 1 1 1 0 0 0 0 0 0 1 18 28 4.50 1.500																					

San Diego Padres @ Florida Marlins  
Pro Player Stadium, Miami, FL  
Tue May 07 2002, 7:05 PM EDT  
Att: 6,098 - Sunny - 83 F

AB	34
R	4
H	9
RBI	3
BB	6
SO	8
LOB	22



Batter	1	2	3	4	5	6	7	8	9	AB	R	H	RBI	BB	SO	LOB	BOTTOM					
Luis Castillo, S OBP: 0.343, SLG: 0.320 Marty Malloy, L OBP: 0.214, SLG: 0.083	(1,4) BB (6,4) F7		(4-1) BB 1B BB	(1-3) K (2)		(0-0) F7 (3)		(2-0) P4 (3)		2 1 0 0 2 1 4 2 0 0 0 0 0 0												
Alex Gonzalez, R OBP: 0.320, SLG: 0.378	(1,6) 4-2 (1-2) 2B HBP		(1-3) K (1)	(3-2) F8 (3)		(0-3) K (3)		(4-1) BB BB		3 2 0 0 1 2 3												
Preston Wilson, R OBP: 0.342, SLG: 0.426	(1,8) 0-1 (1-H 2-H) 1B 2B	(2-2) S 3B 2B	(0-1) BB 1B		(1-0) G6-3 (1)		(2-0) P6 (1)			5 2 3 2 0 0 1												
Cliff Floyd, L OBP: 0.463, SLG: 0.698 Tim Raines, S OBP: 0.450, SLG: 0.214	(1,9) 0-0 (7,7) BB G6-3 1B 2H	(4-2) BB 3B BB	(4-2) FC4-6 BB		(0-1) HR		(4-1) 1B BB			2 3 2 2 2 0 0 0 0 0 0 1 0 0												
Mike Lowell, R OBP: 0.430, SLG: 0.659 Vic Darensbourg, L (8,1)	(1,5) 2-2 (8,1) G6-3 BB 1B	(0-2) F9 (2)	(1-2) FC4-6 (3)		(0-3) K (2)		(2-2) 1-2 2-H 1B			5 1 2 1 0 1 5 0 0 0 0 0 0 0												
Derrek Lee, R OBP: 0.314, SLG: 0.442	(1,3) 4-2 (1-2 2-3) 1B BB	(0-0) 1-1 H 3B		(4-2) BB BB		(0-2) L3 (3)		(3-3) K (2)		3 2 1 2 2 1 2												
Eric Owens, R OBP: 0.306, SLG: 0.414	(1,7) 1-2 (7,9) P4	(0-2) 3-H 1B		(4-0) BB BB		(0-0) HR		(0-3) K (3)		4 1 2 2 1 1 5												
Charles Johnson, R OBP: 0.294, SLG: 0.333 Ramon Castro, R OBP: 0.370, SLG: 0.682	(1,2) 3-2 (7,2) G6-3 1-2 2-3 3-H 1B	(3-3) K (3)		(1-1) BB BB		(2-3) HR (1)		(3-2) P6 (1)		4 0 1 2 0 2 3 1 0 0 0 0 0 0												
Ryan Dempster, R OBP: 0.053, SLG: 0.053 Blaine Neal, L Andy Fox, L OBP: 0.342, SLG: 0.400	(1,1) 0-0 (7,1) 2-3 3-H 1B (8,5)		(0-1) F5 (1)	(0-1) F2 (1)		(0-2) G4-3 (2)		(2-0) G4-3 (2)		4 0 1 1 0 0 2 0 0 0 0 0 0 0 1 0 0 0 0 0 0												
<b>Inning Stats</b>	R: 5 E: 0 K: 0 S: 30	H: 4 LOB: 2 BB: 2 P: 49	R: 3 E: 0 K: 2 S: 23	H: 3 LOB: 1 BB: 1 P: 33	R: 0 E: 0 K: 0 S: 13	H: 1 LOB: 3 BB: 2 P: 25	R: 1 E: 0 K: 2 S: 13	H: 1 LOB: 2 BB: 2 P: 23	R: 1 E: 0 K: 1 S: 10	H: 1 LOB: 0 BB: 0 P: 11	R: 1 E: 0 K: 0 S: 8	H: 1 LOB: 0 BB: 0 P: 10	R: 1 E: 0 K: 2 S: 12	H: 1 LOB: 2 BB: 2 P: 27	R: 0 E: 0 K: 0 S: 5	H: 0 LOB: 0 BB: 0 P: 12	R: 1 E: 0 K: 1 S: 8	H: 1 LOB: 0 BB: 0 P: 12	1B: 7 2B: 2 3B: 1 HR: 2	SF: 0 SAC: 0 DP: 0 HBP: 1	WP: 0 PB: 1 SB: 2 CS: 0	PA: 46
<b>PITCHER</b>	IP WLS BF H R ER SO BB IBB HBP BLK WP HR S P ERA WHIP																					
Bobby Jones, R ERA: 5.51	(1,1) 1.2 L 15 6 8 8 1 0 3 0 0 0 0 0 0 47 73 5.400																					
Ben Howard, R ERA: 9.29	(2,1) 4.2 25 5 4 4 5 6 0 0 0 0 0 2 53 91 7.71 2.357																					
Jason Boyd, R ERA: 5.06	(7,1) 1.2 6 1 0 0 2 0 0 0 0 0 0 0 14 26 0.00 0.600																					

San Diego Padres @ Florida Marlins  
Pro Player Stadium, Miami, FL  
Tue May 07 2002, 7:05 PM EDT  
Att: 6,098 - Sunny - 83 F

AB	36
R	12
H	12
RBI	12
BB	9
SO	8
LOB	25






Batter	1	2	3	4	5	6	7	8	9	AB	R	H	RBI	BB	SO	LOB	TOP										
D'Angelo Jimenez, S OBP: 0.329, SLG: 0.346	(1,4) B 3-2 G3	(1,4) X 0-0 L8		(4,1) B BB		(0,3) B K		(2,3) B K		4	0	0	0	1	2	6	<b>San Diego Padres @ Florida Marlins</b> Pro Player Stadium, Miami, FL Wed May 08, 2002, 7:05 PM EDT Att: 6,915 - Cloudy - 82 F										
Mark Kotsay, L OBP: 0.364, SLG: 0.396	(1,8) B 4-0 WP G4-1 BB	(1,8) X 1-1 L9		(0,1) C F9		(2,2) C G3-1		(2,2) B 1B		4	0	1	1	1	0	7											
Ryan Klesko, L Alan Embree, L Jeremy Fikac, R	(1,9) C G4-1		(1,0) B P4		(0,0) X F8		(2,0) B HR	(1,0) B G3		5	1	1	1	0	0	2											
Phil Nevin, R OBP: 0.390, SLG: 0.500	(1,3) B 4-0 2-3 BB		(2,1) B F9		(1,0) B G5-3		(3,2) B HR		(2,2) X F8	4	1	1	1	1	0	0											
Ray Lankford, L Bubba Trammell, R OBP: 0.375, SLG: 0.379	(1,7) C 3-3 K		(2,3) C K		(4,0) B BB		(2,2) B F8		(2,1) C F7	2	0	0	0	1	2	2											
Sean Burroughs, L Cesar Crespo, S	(1,5) B 4-0 1B S BB			(4,1) B G5-4-3 BB	(0,0) X G1-3		(1,1) B F7		(0,0) X F7	2	0	0	0	2	0	1											
Deivi Cruz, R OBP: 0.269, SLG: 0.416	(1,6) B 3-2 BB 1B		(2,2) C G5-4-3 1-2		(1,2) B 1B		(2,2) B P4			4	0	2	0	0	0	1											
Tom Lampkin, L OBP: 0.299, SLG: 0.369	(1,2) B 4-1 1-2 BB			(4,2) B 2B BB		(1,0) B 1B		(2,2) B 2B		2	1	2	0	2	0	0											
Brett Tomko, R Steve Reed, R Trinidad Hubbard, R	(1,1) C 2-3 K		(1,0) B 1-H 2B		(1,1) C FC1-6-5		(2,2) B FC1-6-5-6 1B			3	0	1	1	0	1	5											
Inning Stats	R: 0 E: 0 K: 1 S: 8	H: 0 LOB: 2 BB: 2 P: 22	R: 0 E: 0 K: 1 S: 11	H: 1 LOB: 3 BB: 2 P: 25	R: 0 E: 0 K: 1 S: 7	H: 0 LOB: 0 BB: 0 P: 12	R: 1 E: 0 K: 0 S: 12	H: 1 LOB: 2 BB: 3 P: 27	R: 0 E: 0 K: 0 S: 3	H: 0 LOB: 1 BB: 1 P: 8	R: 0 E: 0 K: 1 S: 16	H: 2 LOB: 2 BB: 0 P: 21	R: 2 E: 0 K: 0 S: 14	H: 2 LOB: 0 BB: 0 P: 24	R: 1 E: 0 K: 1 S: 13	H: 2 LOB: 1 BB: 0 P: 22		R: 0 E: 0 K: 0 S: 9	H: 0 LOB: 0 BB: 0 P: 13	1B: 4 2B: 2 3B: 0 HR: 2	SF: 0 SAC: 0 DP: 1 HBP: 0	WP: 1 PB: 0 SB: 2 CS: 0	PA: 42				
PITCHER	IP	WLS	BF	H	R	ER	SO	BB	IBB	HBP	BLK	WP	HR	S	P	ERA	WHIP										
56 Kevin Olsen, R ERA: 4.63	(1,1)	4.0	20	2	1	1	3	7	0	0	0	1	0	38	86	2.25	2.250										
Michael Tejera, L ERA: 5.54	(5,1)	2.0	9	2	0	0	1	1	0	0	0	0	0	19	29	0.00	1.500										
Gary Knotts, R ERA: 4.5	(7,1)	0.0	B	2	2	2	0	0	0	0	0	0	2	4	9	∞	∞										
46 Oswaldo Mairena, L ERA: 1.8	(7,1)	2.0	W	8	2	1	1	1	0	0	0	0	0	23	37	4.50	1.000										
Vladimir Nunez, R ERA: 1.77	(9,1)	1.0	S	3	0	0	0	0	0	0	0	0	0	9	13	0.00	0.000										
Batter	1	2	3	4	5	6	7	8	9	AB	R	H	RBI	BB	SO	LOB	BOTTOM										
Luis Castillo, S OBP: 0.345, SLG: 0.323	(1,4) C 0-3 K		(1,0) B G4-3		(1,2) C S 1B		(1,1) C G1-3	(1,0) B 1B		5	0	2	1	0	1	0	<b>San Diego Padres @ Florida Marlins</b> Pro Player Stadium, Miami, FL Wed May 08, 2002, 7:05 PM EDT Att: 6,915 - Cloudy - 82 F										
Alex Gonzalez, R OBP: 0.315, SLG: 0.365	(1,6) C 2-3 K		(0,1) C G6-3		(1,3) B K		(4,2) S BB	(0,0) C FC4-6-2		4	0	0	1	1	2	3											
Preston Wilson, R OBP: 0.340, SLG: 0.429	(1,8) B 2-0 2B			(1,3) B K	(2,2) B P5		(3,3) C K			4	0	1	0	0	2	2											
Cliff Floyd, L OBP: 0.471, SLG: 0.716	(1,9) F 1-3 K			(3,2) B 2B		(1,1) C 2B		(4,2) B 2B E BB		3	3	2	0	1	1	1											
Mike Lowell, R OBP: 0.425, SLG: 0.654	(1,5) F 2-2 G5-3		(0,2) C F7		(2,1) B 2B		(2,1) B P4		(2,1) C P4	4	0	1	1	0	0	2											
Derrek Lee, R OBP: 0.318, SLG: 0.460	(1,3) C 1-3 K		(2,1) B 1B 2B		(0,1) F G5-3		(0,2) C E 2B		(0,2) C E 2B	4	2	2	1	0	1	1											
Eric Owens, R OBP: 0.329, SLG: 0.417	(1,7) B 4-1 FC6-4 BB		(0,1) C S 1B		(0,0) X G5-3		(4,0) I E 1B IBB			2	1	1	1	2	0	1											
Charles Johnson, R OBP: 0.291, SLG: 0.313	(1,2) C 0-1 FC6-4		(1,2) B G6-3		(4,0) B IBB		(0,0) X FC5 1B		(1,3) C FC4-2 1B IBB	3	1	0	0	1	0	3											
56 Kevin Olsen, R Michael Tejera, L Tim Raines, S Gary Knotts, R 46 Oswaldo Mairena, L Andy Fox, L Vladimir Nunez, R	(1,1)	(5,1)	(7,1)	(7,1)	(8,PH)	(9,1)				1	0	0	0	0	1	0											
Inning Stats	R: 0 E: 0 K: 3 S: 10	H: 1 LOB: 1 BB: 0 P: 15	R: 0 E: 0 K: 1 S: 9	H: 0 LOB: 1 BB: 1 P: 16	R: 0 E: 0 K: 1 S: 6	H: 0 LOB: 0 BB: 0 P: 8	R: 2 E: 0 K: 1 S: 17	H: 3 LOB: 1 BB: 0 P: 24	R: 0 E: 0 K: 1 S: 12	H: 1 LOB: 1 BB: 0 P: 16	R: 1 E: 0 K: 0 S: 10	H: 2 LOB: 2 BB: 1 P: 19	R: 0 E: 0 K: 1 S: 7	H: 0 LOB: 1 BB: 1 P: 15	R: 4 E: 1 K: 0 S: 11	H: 2 LOB: 1 BB: 3 P: 26		R: 0 E: 0 K: 0 S: 9	H: 0 LOB: 0 BB: 0 P: 13	1B: 3 2B: 8 3B: 0 HR: 0	SF: 0 SAC: 0 DP: 2 HBP: 0	WP: 0 PB: 0 SB: 2 CS: 1	PA: 38				
PITCHER	IP	WLS	BF	H	R	ER	SO	BB	IBB	HBP	BLK	WP	HR	S	P	ERA	WHIP										
Brett Tomko, R ERA: 2.74	(1,1)	6.1	29	7	3	3	8	2	1	0	0	0	0	68	107	4.26	1.421										
Steve Reed, R ERA: 1.42	(7,1)	0.2	1	0	0	0	1	0	0	0	0	0	0	3	6	0.00	0.000										
Alan Embree, L ERA: 2.79	(8,1)	0.0	1	0	1	1	0	1	0	0	0	0	0	3	7	∞	∞										
Jeremy Fikac, R ERA: 2.25	(8,1)	1.0	L	7	2	3	1	0	2	0	0	0	0	8	19	9.00	2.000										




Batter	1	2	3	4	5	6	7	8	9	AB	R	H	RBI	BB	SO	LOB	TOP								
D'Angelo Jimenez, S OBP: 0.327, SLG: 0.338	F9			FC7-5 BB BB	G4-3			F7		3	0	0	0	1	0	2	<b>San Diego Padres @ Florida Marlins</b> Pro Player Stadium, Miami, FL Thu May 09 2002, 7:05 PM EDT Att: 5,461 - Sunny - 83 F								
Mark Kotsay, L OBP: 0.366, SLG: 0.394	CS 1B			G5-3 FC7-5 BB			F7	L6		3	0	1	0	1	0	0									
Ryan Klesko, L OBP: 0.421, SLG: 0.577	K			FC7-5 G5-3						2	0	0	0	2	1	3									
Phil Nevin, R OBP: 0.379, SLG: 0.484		G6-3		G5-3			K	G4-3		4	0	0	0	0	1	4									
Bubba Trammell, R OBP: 0.355, SLG: 0.355	F8			G5-3			F9			4	0	0	0	0	0	3									
Deivi Cruz, R OBP: 0.266, SLG: 0.409	F8						F9	F7		4	0	1	0	0	0	0									
Tom Lampkin, L OBP: 0.309, SLG: 0.377			K		G1-2-3 BB		G4-3			4	0	2	0	0	1	0									
Cesar Crespo, S OBP: 0.214, SLG: 0.167					G1-2-3 BB			S 1B		0	0	0	0	0	0	0									
Ramón Vázquez, L OBP: 0.250, SLG: 0.232		G3-1			G1-2-3 BB			K		3	0	1	0	1	1	1									
Brian Tollberg, R OBP: 0.133, SLG: 0.200			L4		G1-2-3		G4-3			2	0	0	0	0	0	3									
Mark Sweeney, L OBP: 0.318, SLG: 0.222										1	0	0	0	0	0	1									
Steve Reed, R OBP: 0.214, SLG: 0.167										0	0	0	0	0	0	0									
<b>Inning Stats</b>	R: 0 E: 0 K: 1 S: 9	H: 1 LOB: 1 BB: 0 P: 16	R: 0 E: 0 K: 0 S: 5	H: 0 LOB: 0 BB: 0 P: 6	R: 0 E: 0 K: 1 S: 11	H: 0 LOB: 0 BB: 0 P: 17	R: 0 E: 0 K: 0 S: 8	H: 0 LOB: 2 BB: 2 P: 18	R: 0 E: 0 K: 0 S: 7	H: 2 LOB: 1 BB: 1 P: 14	R: 0 E: 0 K: 1 S: 13	H: 0 LOB: 1 BB: 1 P: 23	R: 0 E: 0 K: 0 S: 12	H: 1 LOB: 1 BB: 0 P: 19	R: 0 E: 0 K: 0 S: 7	H: 0 LOB: 1 BB: 1 P: 15	R: 0 E: 0 K: 1 S: 7	H: 1 LOB: 2 BB: 0 P: 12	1B: 4 2B: 1 3B: 1 HR: 0	SF: 0 SAC: 0 DP: 2 HBP: 0	WP: 0 PB: 0 SB: 1 CS: 1	PA: 35			
<b>PITCHER</b>	IP	WLS	BF	H	R	ER	SO	BB	IBB	HBP	BLK	WP	HR	S	P	ERA	WHIP								
Hansel Iztquierdo, R ERA: 0.81	(1, 1)	5.0	W	19	3	0	0	2	3	0	0	0	0	40	71	0.00	1.200								
Michael Tejera, L ERA: 5.4	(6, 1)	0.1	H	2	0	0	0	1	0	0	0	0	0	7	14	0.00	3.000								
Braden Looper, R ERA: 3.2	(6, 1)	2.2	H	10	1	0	0	1	1	0	0	0	0	25	43	0.00	0.750								
Vladimir Nunez, R ERA: 1.69	(9, 1)	1.0	S	4	1	0	0	1	0	0	0	0	0	7	12	0.00	1.000								

Batter	1	2	3	4	5	6	7	8	9	AB	R	H	RBI	BB	SO	LOB	BOTTOM									
Luis Castillo, S OBP: 0.342, SLG: 0.321	G4-3		G5-3					K		4	0	1	0	0	1	0	<b>San Diego Padres @ Florida Marlins</b> Pro Player Stadium, Miami, FL Thu May 09 2002, 7:05 PM EDT Att: 5,461 - Sunny - 83 F									
Alex Gonzalez, R OBP: 0.306, SLG: 0.353	F8		G5-3		L6-3 1B			K		4	0	0	0	0	1	2										
Preston Wilson, R OBP: 0.338, SLG: 0.431	WP 2B		F9					K		4	0	1	0	0	2	1										
Cliff Floyd, L OBP: 0.475, SLG: 0.721				G4-3						2	0	1	0	1	0	0										
Mike Lowell, R OBP: 0.416, SLG: 0.640				F9				L5		3	0	0	0	0	1	2										
Derek Lee, R OBP: 0.333, SLG: 0.480								G6-4-3 1B		3	1	3	0	0	0	0										
Eric Owens, R OBP: 0.329, SLG: 0.427					G5-3			G6-4-3		3	0	1	1	0	0	2										
Charles Johnson, R OBP: 0.293, SLG: 0.314								K		3	0	1	0	0	1	1										
Hansel Iztquierdo, R ERA: 0.81	(1, 1)									1	0	0	0	0	0	0										
Marty Malloy, L OBP: 0.214, SLG: 0.083	(5, PH)									0	0	0	0	0	0	0										
Michael Tejera, L ERA: 5.4	(6, 1)									0	0	0	0	0	0	0										
Braden Looper, R ERA: 3.2	(6, 1)									0	0	0	0	0	0	0										
Tim Raines, S OBP: 0.400, SLG: 0.188	(8, PH)									1	0	0	0	0	0	0										
Vladimir Nunez, R OBP: 1.000, SLG: 1.000	(9, 1)									0	0	0	0	0	0	0										
<b>Inning Stats</b>	R: 0 E: 0 K: 1 S: 15	H: 1 LOB: 2 BB: 1 P: 26	R: 1 E: 0 K: 0 S: 12	H: 2 LOB: 0 BB: 0 P: 17	R: 0 E: 0 K: 0 S: 7	H: 0 LOB: 0 BB: 0 P: 10	R: 0 E: 0 K: 0 S: 13	H: 1 LOB: 1 BB: 0 P: 19	R: 0 E: 0 K: 0 S: 5	H: 2 LOB: 1 BB: 0 P: 7	R: 0 E: 0 K: 1 S: 8	H: 1 LOB: 0 BB: 0 P: 11	R: 0 E: 0 K: 1 S: 10	H: 1 LOB: 0 BB: 0 P: 15	R: 0 E: 0 K: 3 S: 15	H: 0 LOB: 1 BB: 0 P: 19	1B: 4 2B: 5 3B: 0 HR: 0	SF: 0 SAC: 1 DP: 2 HBP: 0	WP: 2 PB: 0 SB: 0 CS: 1	PA: 30						
<b>PITCHER</b>	IP	WLS	BF	H	R	ER	SO	BB	IBB	HBP	BLK	WP	HR	S	P	ERA	WHIP									
Brian Tollberg, R ERA: 5.91	(1, 1)	6.0	L	23	7	1	1	2	0	0	0	0	0	60	90	1.50	1.167									
Steve Reed, R ERA: 1.23	(7, 1)	2.0		7	1	0	0	4	0	0	0	0	1	0	25	34	0.00	0.500								

**AB 30**  
**R 0**  
**H 5**  
**RBI 0**  
**BB 5**  
**SO 4**  
**LOB 17**



**AB 28**  
**R 1**  
**H 8**  
**RBI 1**  
**BB 1**  
**SO 6**  
**LOB 8**





Batter	1	2	3	4	5	6	7	8	9	AB	R	H	RBI	BB	SO	LOB	TOP				
Ray Lankford, L (1, 7) OBP: 0.324, SLG: 0.323	3-3 K		0-0 HR		1-3 K		1-0 G3-1			4	1	1	1	0	2	1	<b>San Diego Padres @ Atlanta Braves</b> Turner Field, Atlanta, GA Fri May 10 2002, 7:35 PM EDT Att: 29,075 - Cloudy - 74 F				
Mark Kotsay, L (1, 8) OBP: 0.364, SLG: 0.389	0-1 F9		1-0 1B		3-2 G4-3			0-1 G4-3		4	0	1	0	0	0	0					
Ryan Klesko, L (1, 9) Trenidad Hubbard, R (8, 9) OBP: 0.419, SLG: 0.560 OBP: 0.300, SLG: 0.280	4-1 FC6-4 BB		3-2 F8		0-0 F7			0-3 K		3	0	0	0	1	1	1					
Phil Nevin, R (1, 3) OBP: 0.368, SLG: 0.469	0-0 FC6-4		1-2		1-3 K		0-0 G2		1-3 K	4	0	0	0	0	2	1					
Deivi Cruz, R (1, 6) OBP: 0.277, SLG: 0.443		0-0 F9		0-2 1B HR		1-0 HR			1-2 F9	4	2	1	0	0	0	0					
D'Angelo Jimenez, S (1, 4) OBP: 0.318, SLG: 0.328		0-1 G6-3		0-3 K		0-0 G3-1			2-1 F7	4	0	0	0	0	1	1					
Ramón Vázquez, L (1, 5) OBP: 0.250, SLG: 0.233		1-3 K		0-0 1B			3-2 G4-3		1-1 F8	4	0	1	1	0	1	0					
Tom Lampkin, L (1, 2) OBP: 0.298, SLG: 0.361			3-1 G3-1		1-1 G3		0-3 K			3	0	0	0	0	1	1					
Dennis Tankersley, R (1, 1) Jason Boyd, R (6, 1) Mark Sweeney, L (7, PH) Jeremy Fikac, R (7, 1) Alan Embree, L (8, 1)			2-1 G1-3		0-1 G5-3		2-1 2B			2	0	0	0	0	0	0					
<b>Inning Stats</b>	R: 0 E: 0 K: 1 S: 7	H: 0 LOB: 1 BB: 1 P: 14	R: 0 E: 0 K: 1 S: 6	H: 0 LOB: 0 BB: 0 P: 7	R: 1 E: 0 K: 0 S: 10	H: 2 LOB: 1 BB: 0 P: 19	R: 1 E: 0 K: 2 S: 13	H: 2 LOB: 1 BB: 0 P: 15	R: 0 E: 0 K: 1 S: 9	H: 1 LOB: 0 BB: 0 P: 5	R: 0 E: 0 K: 1 S: 9	H: 1 LOB: 1 BB: 0 P: 15	R: 0 E: 0 K: 2 S: 8	H: 0 LOB: 0 BB: 0 P: 9	R: 0 E: 0 K: 0 S: 7	H: 0 LOB: 0 BB: 0 P: 11		1B: 3 2B: 1 3B: 0 HR: 2	SF: 0 SAC: 0 DP: 0 HBP: 0	WP: 0 PB: 0 SB: 0 CS: 0	PA: 34
<b>PITCHER</b>	IP	WLS	BF	H	R	ER	SO	BB	IBB	HBP	BLK	WP	HR	S	P	ERA	WHIP				
Greg Maddux, R (1, 1) ERA: 3.53	7.0		28	6	3	3	6	1	0	0	0	0	2	58	88	3.86	1.000				
Mike Remlinger, L (8, 1) ERA: 2.45	1.0	W	3	0	0	0	2	0	0	0	0	0	0	8	9	0.00	0.000				
Darren Holmes, R (9, 1) ERA: 1.35	1.0		3	0	0	0	0	0	0	0	0	0	0	7	11	0.00	0.000				

AB 33  
R 3  
H 6  
RBI 3  
BB 1  
SO 8  
LOB 5



Batter	1	2	3	4	5	6	7	8	9	AB	R	H	RBI	BB	SO	LOB	BOTTOM				
Rafael Furcal, S (1, 6) OBP: 0.310, SLG: 0.359	1-0 BB 1B		1-1 G4-3		1-0 G6-3		1-1 F8			4	0	1	0	0	0	0	<b>San Diego Padres @ Atlanta Braves</b> Turner Field, Atlanta, GA Fri May 10 2002, 7:35 PM EDT Att: 29,075 - Cloudy - 74 F				
Julio Franco, R (1, 3) OBP: 0.294, SLG: 0.190	4-1 10 G4-6-3 BB		2-3 K			4-1 10 1B BB		1-1 G1-3 HR 1B		2	1	1	0	2	1	0					
Gary Sheffield, R (1, 9) OBP: 0.314, SLG: 0.385	0-3 K			4-0 10 G4-3 HR BB		1-0 F7		0-2 G1-3		3	1	0	0	1	1	4					
10 Chipper Jones, S (1, 7) OBP: 0.425, SLG: 0.500	0-0 G4-6-3			1-0 G4-3		1-0 G1-3		4-0 HR		3	1	1	0	1	0	3					
Andruw Jones, R (1, 8) OBP: 0.376, SLG: 0.572		0-0 2B		3-2 HR		2-1 G1-3		0-0 HR		4	2	3	5	0	0	2					
Vinny Castilla, R (1, 5) OBP: 0.259, SLG: 0.366		2-3 K		0-0 F9		2-1 HBP		0-0 HR		3	1	1	0	0	1	1					
Marcus Giles, R (1, 4) ERA: 3.18 Keith Lockhart, L (6, PH) OBP: 0.175, SLG: 0.282		4-0 BB		2-1 G5-3		2-2 G3		3-2 HR		1	0	0	0	1	0	0					
Henry Blanco, R (1, 2) OBP: 0.246, SLG: 0.269 Darren Bragg, L (7, PH) Mike Remlinger, L (8, 1) Wes Helms, R (8, PH) Darren Holmes, R (9, 1)		0-3 K			2-2 G6-3		0-1 P4		1-1 F7	2	0	0	0	0	1	1					
Greg Maddux, R (1, 1) OBP: 0.200, SLG: 0.400 Javy Lopez, R (7, PH) OBP: 0.233, SLG: 0.241			0-1 G5-3		1-3 K		2-3 K		2-3 K	2	0	0	0	0	1	0					
<b>Inning Stats</b>	R: 0 E: 0 K: 1 S: 6	H: 1 LOB: 1 BB: 1 P: 11	R: 0 E: 0 K: 2 S: 8	H: 1 LOB: 1 BB: 1 P: 14	R: 0 E: 0 K: 1 S: 8	H: 0 LOB: 0 BB: 0 P: 11	R: 2 E: 0 K: 0 S: 8	H: 1 LOB: 0 BB: 1 P: 18	R: 0 E: 0 K: 1 S: 8	H: 1 LOB: 3 BB: 1 P: 12	R: 0 E: 0 K: 1 S: 7	H: 0 LOB: 0 BB: 0 P: 10	R: 0 E: 0 K: 1 S: 16	H: 4 LOB: 0 BB: 1 P: 27	R: 5 E: 0 K: 1 S: 16	H: 4 LOB: 0 BB: 1 P: 27		1B: 4 2B: 1 3B: 0 HR: 3	SF: 0 SAC: 0 DP: 1 HBP: 1	WP: 0 PB: 0 SB: 0 CS: 0	PA: 36
<b>PITCHER</b>	IP	WLS	BF	H	R	ER	SO	BB	IBB	HBP	BLK	WP	HR	S	P	ERA	WHIP				
Dennis Tankersley, R (1, 1) ERA: 3.18 Jason Boyd, R (6, 1) ERA: 4.96 Jeremy Fikac, R (7, 1) ERA: 4.15 Alan Embree, L (8, 1) ERA: 3.48	5.2		24	4	2	2	5	4	0	1	0	0	0	44	82	3.18	1.412				
0.1	H	1	0	0	0	0	0	0	0	0	0	0	0	5	7	0.00	0.000				
1.1	L	8	3	4	4	1	0	1	0	0	0	0	1	14	22	27.00	2.250				
0.2		3	1	1	1	1	1	0	0	0	0	0	1	9	15	13.50	1.500				

AB 30  
R 7  
H 8  
RBI 7  
BB 5  
SO 7  
LOB 14





Batter	1	2	3	4	5	6	7	8	9	AB	R	H	RBI	BB	SO	LOB	TOP					
Ray Lankford, L OBP: 0.321, SLG: 0.318		G1-3								4	0	1	0	0	2	2	<b>San Diego Padres @ Atlanta Braves</b> Turner Field, Atlanta, GA Sat May 11 2002, 7:05 PM EDT Att: 36,273 - Cloudy - 73 F					
Mark Kotsay, L OBP: 0.353, SLG: 0.375	G3-1		E3 G5-3		G4-6-3 1B			F8		4	0	0	0	0	1							
Ryan Klesko, L OBP: 0.418, SLG: 0.567			F8		K					4	0	2	0	0	1							
Phil Nevin, R OBP: 0.361, SLG: 0.459			G5-3		K			K		3	0	0	0	2	2							
Mark Sweeney, L OBP: 0.333, SLG: 0.300	K									1	0	0	0	0	1							
Deivi Cruz, R OBP: 0.279, SLG: 0.434		BB 1B BB	F7		K			E6		2	1	0	0	1	1							
Trenidad Hubbard, R OBP: 0.290, SLG: 0.299								1-2		1	0	0	0	0	0							
D'Angelo Jimenez, S OBP: 0.316, SLG: 0.321		P6			K			F8		3	0	0	0	1	3							
Ramón Vázquez, L OBP: 0.250, SLG: 0.222		E 1B BB			K					3	0	0	0	1	1							
Tom Lampkin, L OBP: 0.299, SLG: 0.351		L4						G1-3		2	0	0	0	1	0							
Javier Cardona, R OBP: 0.147, SLG: 0.125					BB			G6-3		1	0	0	0	0	0							
Brian Lawrence, R OBP: 0.273, SLG: 0.263		E7			F7			F9		2	0	1	1	0	0							
Jason Middlebrook, R OBP: 0.351, SLG: 0.349		1-3 2-H 1B								1	0	0	0	0	0							
<b>Inning Stats</b>	R: 0 E: 0 K: 2 S: 12	H: 1 LOB: 1 BB: 0 P: 20	R: 1 E: 1 K: 0 S: 16	H: 1 LOB: 2 BB: 2 P: 32	R: 0 E: 2 K: 0 S: 13	H: 0 LOB: 1 BB: 0 P: 19	R: 0 E: 0 K: 2 S: 10	H: 0 LOB: 1 BB: 1 P: 19	R: 0 E: 0 K: 1 S: 9	H: 1 LOB: 0 BB: 0 P: 11	R: 0 E: 0 K: 1 S: 13	H: 0 LOB: 1 BB: 1 P: 20	R: 0 E: 0 K: 1 S: 6	H: 0 LOB: 0 BB: 0 P: 9	R: 0 E: 1 K: 1 S: 11	H: 1 LOB: 2 BB: 0 P: 17	R: 0 E: 0 K: 0 S: 13	H: 0 LOB: 0 BB: 0 P: 17	1B: 3 2B: 1 3B: 0 HR: 0	SF: 0 SAC: 0 DP: 1 HBP: 0	WP: 0 PB: 0 SB: 0 CS: 0	PA: 36
<b>PITCHER</b>	IP WLS BF H R ER SO BB IBB HBP BLK WP HR S P ERA WHIP																					
Jason Marquis, R ERA: 5.7	(1, 1) 5.0 W 21 3 1 1 5 3 0 0 0 0 0 0 60 101 1.80 1.200																					
Kevin Gryboski, R ERA: 0.99	(6, 1) 1.0 4 0 0 0 2 1 0 0 0 0 0 0 13 20 0.00 1.000																					
Chris Hammond, L ERA: 2.25	(7, 1) 2.0 8 1 0 0 2 0 0 0 0 0 0 0 17 26 0.00 0.500																					
Mike Remlinger, L ERA: 2.33	(9, 1) 1.0 3 0 0 0 0 0 0 0 0 0 0 0 13 17 0.00 0.000																					

Batter	1	2	3	4	5	6	7	8	9	AB	R	H	RBI	BB	SO	LOB	BOTTOM					
Rafael Furcal, S OBP: 0.309, SLG: 0.362	B5-3		G3	G4-3 2B			G4-3			4	0	1	0	0	0		<b>San Diego Padres @ Atlanta Braves</b> Turner Field, Atlanta, GA Sat May 11 2002, 7:05 PM EDT Att: 36,273 - Cloudy - 73 F					
Julio Franco, R OBP: 0.292, SLG: 0.194			G3	G4-3			G5-3			4	0	1	0	0	1							
Gary Sheffield, R OBP: 0.303, SLG: 0.370	P6		F8	K			G6-3			4	0	0	0	0	2							
10 Chipper Jones, S OBP: 0.415, SLG: 0.486	FC4-6 1-2		G3-1	F7			F8			4	0	0	0	0	1							
Andruw Jones, R OBP: 0.373, SLG: 0.563		K		2B HR 1B			F8			4	1	1	0	0	1							
Vinny Castilla, R OBP: 0.299, SLG: 0.370		E4 2B G4-3		HR 2B			G6-3			4	2	1	0	0	1							
Keith Lockhart, L OBP: 0.186, SLG: 0.268		G4-3		HR IBB			F8			2	1	0	0	1	0							
Javy Lopez, R OBP: 0.247, SLG: 0.302				HR			G5-3			3	1	2	5	0	0							
Jason Marquis, L OBP: 0.125, SLG: 0.500		K		HR			K			2	1	1	1	0	1							
Kevin Gryboski, R ERA: 3.19	(1, 1) 3.2 L 20 7 6 5 2 0 1 0 0 0 0 0 2 35 54 12.27 1.909																					
Darren Bragg, L ERA: 3.19	(6, PH) 4.1 13 0 0 0 3 0 0 0 0 0 0 0 28 36 0.00 0.000																					
Chris Hammond, L ERA: 2.25	(7, 1) 2.0 8 1 0 0 2 0 0 0 0 0 0 0 17 26 0.00 0.500																					
Mike Remlinger, L ERA: 2.33	(9, 1) 1.0 3 0 0 0 0 0 0 0 0 0 0 0 13 17 0.00 0.000																					
<b>Inning Stats</b>	R: 0 E: 0 K: 0 S: 4	H: 1 LOB: 1 BB: 0 P: 5	R: 1 E: 1 K: 2 S: 11	H: 1 LOB: 1 BB: 0 P: 14	R: 0 E: 0 K: 0 S: 7	H: 0 LOB: 0 BB: 0 P: 14	R: 5 E: 0 K: 1 S: 17	H: 5 LOB: 1 BB: 1 P: 26	R: 0 E: 0 K: 0 S: 3	H: 0 LOB: 0 BB: 0 P: 3	R: 0 E: 0 K: 1 S: 8	H: 0 LOB: 0 BB: 0 P: 13	R: 0 E: 0 K: 0 S: 6	H: 0 LOB: 0 BB: 0 P: 6	R: 0 E: 0 K: 1 S: 7	H: 0 LOB: 0 BB: 0 P: 9	R: 0 E: 0 K: 0 S: 13	H: 0 LOB: 0 BB: 0 P: 17	1B: 2 2B: 3 3B: 0 HR: 2	SF: 0 SAC: 0 DP: 0 HBP: 0	WP: 0 PB: 0 SB: 0 CS: 0	PA: 33
<b>PITCHER</b>	IP WLS BF H R ER SO BB IBB HBP BLK WP HR S P ERA WHIP																					
Brian Lawrence, R ERA: 3.19	(1, 1) 3.2 L 20 7 6 5 2 0 1 0 0 0 0 0 2 35 54 12.27 1.909																					
Jason Middlebrook, R ERA: 3.19	(4, 1) 4.1 13 0 0 0 3 0 0 0 0 0 0 0 28 36 0.00 0.000																					









Batter	1	2	3	4	5	6	7	8	9	AB	R	H	RBI	BB	SO	LOB	TOP				
<b>Orlando Cabrera, R</b> OBP: 0.323, SLG: 0.371	1-2 F8		2-2 HR		2-2 F9		1-3 K			4	1	1	1	0	1	2					
<b>Jose Vidro, S</b> OBP: 0.371, SLG: 0.471	0-0 HR		2-1 G5-4-3 1B		2-2 L6		1-0 L3			4	1	2	0	0	0	2					
<b>Vladimir Guerrero, R</b> OBP: 0.441, SLG: 0.653	1-0 P5		1-2 G5-4-3 1B		0-0 F9 S 1B		3-3 K			4	0	1	0	0	1	2					
<b>Lee Stevens, L</b> OBP: 0.359, SLG: 0.441	0-0 HR		0-1 1B		1-3 K		3-1 F8			4	1	2	2	0	1	1					
<b>Fernando Tatis, R</b> OBP: 0.381, SLG: 0.553	1-2 1B		2-3 K		2-1 F9		4-0 BB			3	0	1	0	1	1	2					
<b>Troy O'Leary, L</b> OBP: 0.273, SLG: 0.273 <b>Joey Eischen, L</b> (6, 1)	1-3 K				1-3 K		2-3 K			3	0	0	0	0	2	2					
<b>Wil Cordero, R</b> OBP: 0.211, SLG: 0.211 <b>Graeme Lloyd, L</b> (6, 1)										0	0	0	0	0	0	0					
<b>Michael Barrett, R</b> OBP: 0.397, SLG: 0.592		2-0 G6-3		3-2 G6-3		0-0 G3		0-3 K		4	0	0	0	0	1	0					
<b>Brad Wilkerson, L</b> OBP: 0.387, SLG: 0.391		3-1 F9		3-3 K		2-2 1B		2-3 K		4	0	1	0	0	2	0					
<b>Carl Pavano, R</b> OBP: 0.250, SLG: 0.313 <b>Masato Yoshii, R</b> (2, 1) <b>Andy Chavez, L</b> OBP: 0.208, SLG: 0.261		2-3 K				2-3 K		0-2 G6-3		1	0	0	0	0	1	0					
										1	0	0	0	0	1	0					
										2	0	1	0	0	0	0					
<b>Inning Stats</b>	R: 2 E: 0 K: 1 S: 13	H: 3 LOB: 1 BB: 0 P: 17	R: 0 E: 0 K: 1 S: 7	H: 0 LOB: 0 BB: 0 P: 14	R: 1 E: 0 K: 1 S: 15	H: 3 LOB: 1 BB: 0 P: 22	R: 0 E: 0 K: 2 S: 9	H: 0 LOB: 0 BB: 0 P: 16	R: 0 E: 0 K: 1 S: 12	H: 1 LOB: 1 BB: 0 P: 13	R: 0 E: 0 K: 1 S: 10	H: 2 LOB: 2 BB: 0 P: 14	R: 0 E: 0 K: 2 S: 9	H: 0 LOB: 1 BB: 0 P: 21	R: 0 E: 0 K: 2 S: 11	H: 0 LOB: 0 BB: 0 P: 13	1B: 7 2B: 0 3B: 0 HR: 2	SF: 0 SAC: 0 DP: 1 HBP: 0	WP: 0 PB: 0 SB: 1 CS: 0	PA: 36	
<b>PITCHER</b>	IP	WLS	BF	H	R	ER	SO	BB	IBB	HBP	BLK	WP	HR	S	P	ERA	WHIP				
<b>Brett Tomko, R</b> ERA: 2.89	7.0	W	29	9	3	3	8	0	0	0	0	0	2	75	114	3.86	1.286				
<b>Jeremy Fikac, R</b> ERA: 3.53	1.0		4	0	0	0	2	1	0	0	0	0	0	9	21	0.00	1.000				
<b>Alan Embree, L</b> ERA: 3.18	1.0		3	0	0	0	2	0	0	0	0	0	0	11	13	0.00	0.000				

**Montreal Expos @ San Diego Padres**  
Qualcomm Stadium, San Diego, CA  
Mon May 13 2002, 10:05 PM EDT  
Att: 27,865 - Sunny - 75 F

AB	35
R	3
H	9
RBI	3
BB	1
SO	12
LOB	12



Batter	1	2	3	4	5	6	7	8	9	AB	R	H	RBI	BB	SO	LOB	BOTTOM				
<b>D'Angelo Jimenez, S</b> OBP: 0.317, SLG: 0.320	2-0 G6-3	4-2 BLK 1B BB		3-3 K		1-3 K		2-1 G5-3		4	1	0	0	1	2	0					
<b>Mark Kotsay, L</b> OBP: 0.394, SLG: 0.410	2-2 1B	2-2 P4		0-1 FC4-6 1B		2-2 HR		2-1 FC4-6 1B		5	2	4	1	0	0	2					
<b>Ryan Klesko, L</b> OBP: 0.432, SLG: 0.571	4-1 1B	4-0 1B		2-1 FC4-6 1B		0-0 BB 1B		1-0 FC4-6 FC6-4 1B		3	2	1	0	2	0	2					
<b>Bubba Trammell, R</b> OBP: 0.368, SLG: 0.394	1-3 K	1-1 1B		2-3 K		4-2 CS 1B BB		0-0 FC6-4		4	0	1	2	1	2	4					
<b>Ray Lankford, L</b> OBP: 0.337, SLG: 0.338	1-2 1B	3-1 FC4-6 1B				2-3 K		0-1 1B		4	0	3	3	0	1	0					
<b>Deivi Cruz, R</b> OBP: 0.274, SLG: 0.426	1-3 2-H 1B	1-2 3-H 1B				0-1 F9		3-3 K		4	0	0	0	0	1	6					
<b>Ramón Vázquez, L</b> OBP: 0.260, SLG: 0.224		0-1 BB 1B BLK 1B		1-1 F8		4-2 1B BB		1-0 F8		3	1	1	0	1	0	0					
<b>Tom Lampkin, L</b> OBP: 0.297, SLG: 0.346		0-1 F8		1-2 G4-3		1-0 1B		1-3 K		4	0	1	0	0	1	1					
<b>Brett Tomko, R</b> OBP: 0.238, SLG: 0.333 <b>Jeremy Fikac, R</b> (8, 1) <b>Alan Embree, L</b> (9, 1)		0-1 BLK BB 1B		0-0 F9		1-1 L8		1-3 K		4	1	1	0	0	1	2					
										0	0	0	0	0	0	0					
										0	0	0	0	0	0	0					
<b>Inning Stats</b>	R: 1 E: 0 K: 1 S: 13	H: 2 LOB: 2 BB: 1 P: 25	R: 4 E: 0 K: 0 S: 18	H: 4 LOB: 2 BB: 2 P: 33	R: 0 E: 0 K: 0 S: 6	H: 0 LOB: 0 BB: 0 P: 8	R: 0 E: 0 K: 2 S: 10	H: 1 LOB: 1 BB: 0 P: 17	R: 0 E: 0 K: 1 S: 10	H: 1 LOB: 2 BB: 1 P: 18	R: 2 E: 0 K: 2 S: 15	H: 3 LOB: 1 BB: 1 P: 25	R: 0 E: 0 K: 2 S: 7	H: 0 LOB: 0 BB: 0 P: 10	R: 0 E: 0 K: 0 S: 6	H: 1 LOB: 1 BB: 0 P: 11	1B: 11 2B: 1 3B: 0 HR: 1	SF: 0 SAC: 0 DP: 1 HBP: 0	WP: 0 PB: 0 SB: 0 CS: 1	PA: 40	
<b>PITCHER</b>	IP	WLS	BF	H	R	ER	SO	BB	IBB	HBP	BLK	WP	HR	S	P	ERA	WHIP				
<b>Carl Pavano, R</b> ERA: 6.14	1.2	L	14	6	2	5	1	2	0	0	0	0	1	30	56	27.00	4.800				
<b>Masato Yoshii, R</b> ERA: 4.34	3.2		17	4	2	2	4	2	0	0	0	0	1	37	62	4.91	1.636				
<b>Joey Eischen, L</b> ERA:	1.2		5	1	0	0	3	0	0	0	0	0	0	12	18	0.00	0.600				
<b>Graeme Lloyd, L</b> ERA: 5.6	1.0		4	1	0	0	0	0	0	0	0	0	0	6	11	0.00	1.000				

**Montreal Expos @ San Diego Padres**  
Qualcomm Stadium, San Diego, CA  
Mon May 13 2002, 10:05 PM EDT  
Att: 27,865 - Sunny - 75 F

AB	35
R	7
H	12
RBI	6
BB	5
SO	8
LOB	17









Batter	1	2	3	4	5	6	7	8	9	10	11	12	13	14	AB	R	H	RBI	BB	SO	LOB	TOP
Andy Chavez, L OBP: 0.212, SLG: 0.281 (1, 8)	B1-3			G3-1		G4-3		G4-3			F2		G4-3		6	0	1	0	0	0	2	
Jose Vidro, S OBP: 0.384, SLG: 0.475 (1, 4)	L7-3 BB			FC4-6 1B			G4-3 2B	G6-3			F9		G4-3		5	1	2	0	1	0	2	
Vladimir Guerrero, R OBP: 0.439, SLG: 0.654 (1, 9)	L7-3			K			G4-3			F9		E4 SH5-3 1B		5	0	1	0	1	1	3		
Lee Stevens, L OBP: 0.356, SLG: 0.418 (1, 3)				FC4-6			K			G4-3		SH5-3 IBB		4	0	0	0	2	2	4		
Orlando Cabrera, R OBP: 0.311, SLG: 0.362 (1, 6)				K			K			F8		SH5-3 IBB		5	0	1	1	0	2	1		
Fernando Tatis, R OBP: 0.367, SLG: 0.500 (7, PR)							WP 2B															
Chris Truby, R OBP: 0.297, SLG: 0.400 (7, 5)	G5-4-3			G6-3			FC6-4 BB					K		2	0	0	0	1	0	1		
Michael Barrett, R OBP: 0.392, SLG: 0.577 (1, 2)				K			FC6-4					IBB		3	0	1	0	0	2	2		
Brad Wilkerson, L OBP: 0.372, SLG: 0.389 Graeme Lloyd, L (11, 1)								G4-3				K		5	0	1	0	1	2	3		
Brian Schneider, L OBP: 0.353, SLG: 0.457 Joey Eischen, L (12, 1)				G6-3 BB				E4 G4-3 SH1-3				G6-3		3	0	0	0	1	1	0		
Javier Vazquez, R Matt Herges, L Scott Stewart, L Troy Cleary, L Britt Reames, R Mike Mordica, L (1, 13)	G6-3							SH1-3						1	0	0	0	0	0	0		
<b>Inning Stats</b>	R: 0 E: 0 K: 0 S: 4	H: 0 LOB: 0 BB: 1 P: 8	R: 0 E: 0 K: 1 S: 9	H: 0 LOB: 0 BB: 1 P: 16	R: 0 E: 0 K: 1 S: 8	H: 0 LOB: 0 BB: 0 P: 12	R: 0 E: 0 K: 0 S: 7	H: 1 LOB: 1 BB: 0 P: 11	R: 0 E: 0 K: 1 S: 5	H: 0 LOB: 1 BB: 0 P: 8	R: 0 E: 0 K: 1 S: 5	H: 0 LOB: 0 BB: 0 P: 8	R: 0 E: 0 K: 1 S: 13	H: 1 LOB: 3 BB: 2 P: 26	R: 0 E: 0 K: 1 S: 10	H: 1 LOB: 2 BB: 1 P: 14	1B: 4 2B: 5 3B: 0 HR: 0	SF: 0 SAC: 2 DP: 4 HBP: 0	WP: 1 PB: 0 SB: 0 CS: 1	PA: 53		


PITCHER	IP	WLS	BF	H	R	ER	SO	BB	IBB	HBP	BLK	WP	HR	S	P	ERA	WHIP
Dennis Tankersley, R ERA: 2.19	6.2		24	4	1	1	6	4	0	0	0	0	0	65	102	0.00	1.200
Jason Boyd, R ERA: 3.9	2.1		8	0	0	0	0	0	0	0	0	0	12	20	0.00	0.000	
Jeremy Fikac, R ERA: 3.54	2.0		6	1	0	0	1	0	0	0	0	0	10	16	0.00	0.500	
Steve Reed, R ERA: 1.0	1.0		6	1	0	0	1	0	2	0	0	0	13	26	0.00	1.000	
Alan Embree, L ERA: 2.7	2.0	W	9	2	0	0	3	0	1	0	0	0	23	38	0.00	1.000	

Batter	1	2	3	4	5	6	7	8	9	10	11	12	13	14	AB	R	H	RBI	BB	SO	LOB	BOTTOM
D'Angelo Jimenez, S OBP: 0.313, SLG: 0.316 (1, 4)	F7				G3-1			K			G5-3			FC5-4		7	1	2	0	0	1	6
Mark Kotsay, L OBP: 0.361, SLG: 0.402 (1, 8)				F7 1B		K		F8			K2-3		FC6-4 BB 1B		6	0	1	0	1	2	3	
Ryan Klesko, L OBP: 0.431, SLG: 0.581 (1, 3)				K		G4-3		F7					F9		7	0	1	1	0	2	4	
Ray Lankford, L OBP: 0.383, SLG: 0.342 (1, 7)	K														4	1	2	0	2	2	1	
Bubba Trammell, R OBP: 0.347, SLG: 0.366 (1, 9)															6	0	1	0	0	1	4	
Deivi Cruz, R Jason Boyd, R Trenad Hubbard, R Jeremy Fikac, R Mark Sweeney, L Steve Reed, R Sean Burroughs, R Alan Embree, L (1, 8)															3	0	0	0	0	0	2	
Ramon Vazquez, L OBP: 0.274, SLG: 0.233 (7, 6)															5	0	1	0	1	2	2	
Wiki Gonzalez, R OBP: 0.182, SLG: 0.100 Tom Lampkin, L OBP: 0.301, SLG: 0.342 (1, 2)															4	0	0	0	0	2	4	
Dennis Tankersley, R Cesar Crespo, S OBP: 0.211, SLG: 0.125 (7, 5)															2	0	1	0	0	0	0	
<b>Inning Stats</b>	R: 0 E: 0 K: 2 S: 13	H: 0 LOB: 1 BB: 1 P: 21	R: 0 E: 0 K: 1 S: 7	H: 0 LOB: 0 BB: 0 P: 8	R: 0 E: 0 K: 0 S: 10	H: 2 LOB: 2 BB: 1 P: 17	R: 0 E: 0 K: 0 S: 9	H: 0 LOB: 1 BB: 1 P: 11	R: 0 E: 0 K: 1 S: 7	H: 0 LOB: 0 BB: 0 P: 12	R: 0 E: 0 K: 2 S: 9	H: 0 LOB: 0 BB: 0 P: 16	R: 0 E: 0 K: 1 S: 13	H: 1 LOB: 2 BB: 1 P: 18	R: 0 E: 0 K: 0 S: 5	H: 0 LOB: 0 BB: 0 P: 7	R: 1 E: 0 K: 0 S: 5	H: 2 LOB: 1 BB: 0 P: 9	1B: 10 2B: 0 3B: 0 HR: 0	SF: 0 SAC: 0 DP: 0 HBP: 0	WP: 0 PB: 0 SB: 3 CS: 0	PA: 57

PITCHER	IP	WLS	BF	H	R	ER	SO	BB	IBB	HBP	BLK	WP	HR	S	P	ERA	WHIP
Javier Vazquez, R ERA: 2.67	8.0		30	3	0	0	7	2	0	0	0	0	0	71	114	0.00	0.625
Matt Herges, R ERA: 3.88	0.2	B	6	2	1	0	1	1	0	0	0	0	12	20	0.00	4.500	
Scott Stewart, L ERA: 2.21	1.1		4	0	0	0	3	0	0	0	0	0	14	21	0.00	0.000	
Britt Reames, R ERA: 4.95	0.1		4	2	0	0	1	0	1	0	0	0	9	15	0.00	6.000	
Graeme Lloyd, L ERA: 3.4	0.2		2	0	0	0	0	0	0	0	0	0	4	7	0.00	0.000	
Joey Eischen, L ERA: 1.59 (12, 1)	2.1		11	3	1	1	0	0	0	0	0	0	19	34	0.00	1.714	


**Montreal Expos @ San Diego Padres**  
Qualcomm Stadium, San Diego, CA  
Wed May 15 2002, 10:05 PM EDT  
Att. 12,402 - Overcast - 65 F

AB: 44  
R: 1  
H: 8  
RBI: 1  
BB: 7  
SO: 11  
LOB: 23



**Montreal Expos @ San Diego Padres**  
Qualcomm Stadium, San Diego, CA  
Wed May 15 2002, 10:05 PM EDT  
Att. 12,402 - Overcast - 65 F

AB: 51  
R: 2  
H: 10  
RBI: 1  
BB: 6  
SO: 12  
LOB: 32





Batter	1	2	3	4	5	6	7	8	9	AB	R	H	RBI	BB	SO	LOB	TOP			
Roger Cedeno, S OBP: 0.272, SLG: 0.297 (1, 7)										5	1	3	1	0	0	2				
Roberto Alomar, S OBP: 0.313, SLG: 0.356 (1, 4)										5	0	1	0	0	0	3				
31 Mike Piazza, R OBP: 0.341, SLG: 0.478 (1, 2)										3	0	0	0	1	1	2				
Mo Vaughn, L OBP: 0.353, SLG: 0.386 (1, 3)										4	0	1	1	0	1	2				
Edgardo Alfonzo, R OBP: 0.425, SLG: 0.371 (1, 5)										4	0	3	0	0	0	0				
Jeremy Burnitz, L OBP: 0.319, SLG: 0.387 (1, 9)										3	1	0	0	1	0	4				
Timo Perez, L OBP: 0.373, SLG: 0.500 (1, 8)										3	1	2	0	1	0	0				
Rey Ordonez, R OBP: 0.257, SLG: 0.295 (1, 6)										4	0	0	0	0	2	5				
Al Leiter, L OBP: 0.250, SLG: 0.118 (7, PH)										2	0	1	1	0	1	0				
Ty Wigginton, R (7, PH)										1	0	0	0	0	1	0				
David Weathers, R (7, 1)										0	0	0	0	0	0	0				
Mark Johnson, L OBP: 0.244, SLG: 0.300 (9, PH)										1	0	0	0	0	0	1				
Mark Guthrie, R (9, 1)										0	0	0	0	0	0	0				
<b>Inning Stats</b>	R: 1 E: 0 K: 0 S: 13	H: 3 LOB: 2 BB: 0 P: 22	R: 0 E: 0 K: 2 S: 8	H: 0 LOB: 0 BB: 0 P: 9	R: 0 E: 0 K: 1 S: 8	H: 1 LOB: 1 BB: 0 P: 12	R: 1 E: 0 K: 1 S: 12	H: 2 LOB: 2 BB: 1 P: 22	R: 0 E: 0 K: 0 S: 5	H: 1 LOB: 1 BB: 1 P: 10	R: 0 E: 0 K: 1 S: 7	H: 1 LOB: 0 BB: 0 P: 8	R: 0 E: 0 K: 1 S: 11	H: 1 LOB: 1 BB: 0 P: 17	R: 1 E: 0 K: 0 S: 9	H: 2 LOB: 1 BB: 0 P: 16	1B: 10 2B: 1 3B: 0 HR: 0	SF: 0 SAC: 0 DP: 3 HBP: 0	WP: 0 PB: 0 SB: 3 CS: 0	PA: 38
<b>PITCHER</b>	IP WLS BF H R ER SO BB IBB HBP BLK WP HR S P ERA WHIP																			
Brian Lawrence, R ERA: 3.12 (1, 1)	7.0 L 29 8 2 2 5 2 2 1 0 0 0 0 0 57 97 2.57 1.429																			
Tom Davey, R ERA: 5.4 (8, 1)	1.2 8 3 1 1 1 0 0 0 0 0 0 0 0 17 28 5.40 1.800																			
Kevin Pickford, L ERA: (9, 1)	0.1 1 0 0 0 0 0 0 0 0 0 0 0 0 3 5 0.00 0.000																			

New York Mets @ San Diego Padres  
Qualcomm Stadium, San Diego, CA  
Thu May 16 2002, 10:05 PM EDT  
Att: 15,931 - Sunny - 68 F

AB	35
R	3
H	11
RBI	3
BB	3
SO	6
LOB	19



Batter	1	2	3	4	5	6	7	8	9	AB	R	H	RBI	BB	SO	LOB	BOTTOM					
Trenidad Hubbard, R OBP: 0.333, SLG: 0.350 (1, 8)										4	1	3	0	0	0	0						
D'Angelo Jimenez, S OBP: 0.317, SLG: 0.317 (1, 4)										3	0	1	0	1	0	1						
Deivi Cruz, R OBP: 0.286, SLG: 0.420 (1, 6)										4	0	0	0	0	1	3						
Bubba Trammell, R OBP: 0.343, SLG: 0.360 (1, 7)										4	0	1	0	0	0	2						
Wiki Gonzalez, R OBP: 0.286, SLG: 0.167 (8, PH)										2	0	1	0	1	1	1						
Tom Lampkin, L OBP: 0.298, SLG: 0.338 (9, 2)										1	0	0	0	0	1	0						
24 Alex Pelaez, R OBP: 0.250, SLG: 0.250 (1, 3)										4	0	1	0	0	0	2						
Sean Burroughs, L OBP: 0.280, SLG: 0.314 (1, 5)										4	0	0	0	0	3	4						
Mark Sweeney, L OBP: 0.294, SLG: 0.300 (1, 9)										4	0	1	0	0	1	4						
Brian Lawrence, R OBP: 0.250, SLG: 0.238 (7, PH)										2	0	0	0	0	1	2						
Ray Lankford, L OBP: 0.379, SLG: 0.338 (8, 1)										1	0	0	0	0	0	0						
Tom Davey, R (8, 1)										0	0	0	0	0	0	0						
Kevin Pickford, L (9, 1)										0	0	0	0	0	0	0						
Mark Kotsay, L OBP: 0.395, SLG: 0.398 (9, PH)										1	0	0	0	0	0	0						
<b>Inning Stats</b>	R: 1 E: 1 K: 0 S: 10	H: 1 LOB: 0 BB: 0 P: 18	R: 0 E: 0 K: 2 S: 14	H: 1 LOB: 2 BB: 1 P: 21	R: 0 E: 0 K: 1 S: 7	H: 1 LOB: 0 BB: 0 P: 9	R: 0 E: 0 K: 1 S: 11	H: 2 LOB: 2 BB: 0 P: 16	R: 0 E: 0 K: 0 S: 15	H: 1 LOB: 2 BB: 1 P: 25	R: 0 E: 0 K: 2 S: 11	H: 1 LOB: 1 BB: 0 P: 17	R: 0 E: 0 K: 0 S: 10	H: 1 LOB: 1 BB: 0 P: 18	R: 0 E: 0 K: 1 S: 7	H: 0 LOB: 0 BB: 0 P: 13	R: 0 E: 0 K: 1 S: 6	H: 0 LOB: 0 BB: 0 P: 9	1B: 6 2B: 2 3B: 0 HR: 0	SF: 0 SAC: 0 DP: 2 HBP: 0	WP: 1 PB: 0 SB: 0 CS: 0	PA: 36
<b>PITCHER</b>	IP WLS BF H R ER SO BB IBB HBP BLK WP HR S P ERA WHIP																					
Al Leiter, L ERA: 1.74 (7, 1)	2.0 H 7 1 0 0 1 0 0 0 0 0 0 0 17 31 0.00 0.500																					
David Weathers, R ERA: 1.39 (9, 1)	1.0 S 3 0 0 0 0 1 0 0 0 0 1 0 0 6 9 0.00 0.000																					

New York Mets @ San Diego Padres  
Qualcomm Stadium, San Diego, CA  
Thu May 16 2002, 10:05 PM EDT  
Att: 15,931 - Sunny - 68 F



AB	34
R	1
H	8
RBI	0
BB	2
SO	8
LOB	19









Batter	1	2	3	4	5	6	7	8	9	AB	R	H	RBI	BB	SO	LOB	TOP					
Roger Cedeno, S (1, 7) OBP: 0.287, SLG: 0.308	2-1 HR 1B	1-2 G3		0-3 K			2-3 K		3-2 1B	5	1	2	0	0	2	0	<b>New York Mets @ San Diego Padres</b> Qualcomm Stadium, San Diego, CA Sat May 18 2002, 10:05 PM EDT Att: 43,282 - Cloudy - 65 F  <b>AB 35</b> <b>R 5</b> <b>H 8</b> <b>RBI 5</b> <b>BB 3</b> <b>SO 5</b> <b>LOB 12</b> 					
Roberto Alomar, S (1, 4) OBP: 0.314, SLG: 0.372	0-0 HR	2-1 P3		2-2 G4-3			3-3 K BB		0-0 B5-3	5	1	1	2	0	1	1						
Mo Vaughn, L (1, 3) OBP: 0.355, SLG: 0.374	1-2 31 2B 1B		2-1 F7		2-2 F9		4-2 31 G6-4-3 BB		1-2 BB	3	1	1	0	1	0	0						
31 Mike Piazza, R (1, 2) OBP: 0.336, SLG: 0.496	0-1 1B 2B		0-1 G6-3		0-1 F8		1-0 G6-4-3		1-2 BB	4	1	1	0	0	0	2						
Jeromy Burnitz, L (1, 9) OBP: 0.328, SLG: 0.385	0-1 G2-3		0-1 S 1B		2-1 L4				0-2 F9	4	1	1	0	0	0	2						
Joe McEwing, R (1, 5) OBP: 0.309, SLG: 0.492	1-2 S 1B		4-1 1B BB			4-2 G4-3 G4-3 BB			1-2 F9	2	0	1	2	2	0	0						
Timo Perez, L (1, 8) OBP: 0.360, SLG: 0.466	0-3 K		1-2 1-3 2-H 1B		1-1 G4-3		1-1 G4-3		0-1 F2	4	0	1	1	0	1	2						
Rey Ordonez, R (1, 6) OBP: 0.246, SLG: 0.289	2-1 F8		2-0 G1-3		0-0 G4-3		2-3 G4-3		1-0 F9	4	0	0	0	0	0	4						
Shawn Estes, R (1, 1)		1-1 P5		2-1 F8		0-3 K			0-2 F9	3	0	0	0	0	1	1						
David Weathers, R (7, 1) Scott Strickland, R (8, 1) Mark Johnson, L (9, PH) Armando Benitez, R (9, 1)										0	0	0	0	0	0	0						
<b>Inning Stats</b>	R: 4 E: 0 K: 1 S: 20	H: 5 LOB: 1 BB: 0 P: 26	R: 0 E: 0 K: 0 S: 7	H: 0 LOB: 0 BB: 0 P: 11	R: 1 E: 0 K: 0 S: 12	H: 2 LOB: 2 BB: 1 P: 21	R: 0 E: 0 K: 1 S: 8	H: 0 LOB: 0 BB: 0 P: 12	R: 0 E: 0 K: 0 S: 7	H: 0 LOB: 1 BB: 1 P: 11	R: 0 E: 0 K: 2 S: 9	H: 0 LOB: 1 BB: 1 P: 19	R: 0 E: 0 K: 0 S: 9	H: 0 LOB: 0 BB: 0 P: 10	R: 0 E: 0 K: 0 S: 8	H: 1 LOB: 1 BB: 0 P: 12	1B: 6 2B: 1 3B: 0 HR: 1	SF: 0 SAC: 0 DP: 1 HBP: 0	WP: 1 PB: 0 SB: 2 CS: 0	PA: 38		
<b>PITCHER</b>	IP WLS BF H R ER SO BB IBB HBP BLK WP HR S P ERA WHIP	IP WLS BF H R ER SO BB IBB HBP BLK WP HR S P ERA WHIP	IP WLS BF H R ER SO BB IBB HBP BLK WP HR S P ERA WHIP	IP WLS BF H R ER SO BB IBB HBP BLK WP HR S P ERA WHIP	IP WLS BF H R ER SO BB IBB HBP BLK WP HR S P ERA WHIP	IP WLS BF H R ER SO BB IBB HBP BLK WP HR S P ERA WHIP	IP WLS BF H R ER SO BB IBB HBP BLK WP HR S P ERA WHIP	IP WLS BF H R ER SO BB IBB HBP BLK WP HR S P ERA WHIP	IP WLS BF H R ER SO BB IBB HBP BLK WP HR S P ERA WHIP	IP WLS BF H R ER SO BB IBB HBP BLK WP HR S P ERA WHIP	IP WLS BF H R ER SO BB IBB HBP BLK WP HR S P ERA WHIP	IP WLS BF H R ER SO BB IBB HBP BLK WP HR S P ERA WHIP	IP WLS BF H R ER SO BB IBB HBP BLK WP HR S P ERA WHIP	IP WLS BF H R ER SO BB IBB HBP BLK WP HR S P ERA WHIP	IP WLS BF H R ER SO BB IBB HBP BLK WP HR S P ERA WHIP	IP WLS BF H R ER SO BB IBB HBP BLK WP HR S P ERA WHIP	IP WLS BF H R ER SO BB IBB HBP BLK WP HR S P ERA WHIP					
Brett Tomko, R (1, 1) ERA: 3.36	6.0 L	27	7	5	5	3	2	0	0	0	0	0	0	0	0	0	0	7.50	1.500			
Jeremy Fikac, R (7, 1) ERA: 3.22	2.0	7	0	0	0	2	1	0	0	0	0	1	0	0	0	0	0.00	0.500				
Trevor Hoffman, R (9, 1) ERA: 1.8	1.0	4	1	0	0	0	0	0	0	0	0	0	0	0	0	0	0.00	1.000				
<b>Batter</b>	<b>1</b>	<b>2</b>	<b>3</b>	<b>4</b>	<b>5</b>	<b>6</b>	<b>7</b>	<b>8</b>	<b>9</b>	<b>AB</b>	<b>R</b>	<b>H</b>	<b>RBI</b>	<b>BB</b>	<b>SO</b>	<b>LOB</b>	<b>BOTTOM</b>					
Trenidad Hubbard, R (1, 8) OBP: 0.314, SLG: 0.326	1-1 G5-3		2-1 G6-3		1-2 1B		3-2 G4-3			4	0	1	0	0	0	0	<b>New York Mets @ San Diego Padres</b> Qualcomm Stadium, San Diego, CA Sat May 18 2002, 10:05 PM EDT Att: 43,282 - Cloudy - 65 F  <b>AB 32</b> <b>R 2</b> <b>H 8</b> <b>RBI 2</b> <b>BB 2</b> <b>SO 7</b> <b>LOB 10</b> 					
D'Angelo Jimenez, S (1, 4) OBP: 0.330, SLG: 0.337	4-1 BB		4-2 G4-6-3 BB		3-3 K		2-3 K		2-3 K	2	0	0	0	2	2	1						
Ryan Klesko, L (1, 3) OBP: 0.426, SLG: 0.567	0-3 K		1-1 G4-6-3			3-1 HR HBP		3-1 F8		3	1	0	0	0	1	2						
Bubba Trammell, R (1, 9) (7, 7) OBP: 0.345, SLG: 0.394	3-1 F9			3-3 K		2-1 HR		0-2 1B		4	1	2	2	0	1	1						
Deivi Cruz, R (1, 6) OBP: 0.273, SLG: 0.413		0-1 L9		2-1 1B 1B		0-0 G6-3		0-2 F5		4	0	1	0	0	0	1						
Ray Lankford, L (1, 7) OBP: 0.382, SLG: 0.345		1-0 F9		1-1 1B		3-2 G4-6-3			0-1 L4	3	0	2	0	0	0	0						
Jeremy Fikac, R (7, 1) Trevor Hoffman, R (9, 1) Sean Burroughs, L (9, PH) OBP: 0.286, SLG: 0.321										0	0	0	0	0	0	0						
24 Alex Pelaez, R (1, 5) OBP: 0.250, SLG: 0.250		0-2 1B 1B		1-0 G1-6-3		1-2 G4-6-3			1-2 G3	3	0	1	0	0	0	3						
Mark Kotsay, L (9, PH) OBP: 0.352, SLG: 0.390				1-2 1B		1-2 G4-6-3				1	0	0	0	0	0	0						
Tom Lampkin, L (1, 2) OBP: 0.296, SLG: 0.333		2-0 1B		0-1 G3			3-1 P6		3-3 K	4	0	1	0	0	1	0						
Brett Tomko, R (1, 1) OBP: 0.217, SLG: 0.304		1-3 K		2-1 G6-3			0-3 K			2	0	0	0	0	1	2						
Mark Sweeney, L (7, 9) OBP: 0.308, SLG: 0.314										1	0	0	0	0	1	0						
<b>Inning Stats</b>	R: 0 E: 0 K: 1 S: 8	H: 0 LOB: 1 BB: 1 P: 16	R: 0 E: 0 K: 1 S: 10	H: 2 LOB: 2 BB: 0 P: 14	R: 0 E: 0 K: 0 S: 6	H: 0 LOB: 1 BB: 1 P: 13	R: 0 E: 0 K: 1 S: 8	H: 2 LOB: 1 BB: 0 P: 15	R: 0 E: 0 K: 1 S: 11	H: 1 LOB: 1 BB: 0 P: 17	R: 2 E: 0 K: 0 S: 10	H: 2 LOB: 0 BB: 0 P: 19	R: 0 E: 0 K: 1 S: 10	H: 0 LOB: 0 BB: 0 P: 16	R: 0 E: 0 K: 1 S: 12	H: 1 LOB: 1 BB: 0 P: 17	R: 0 E: 0 K: 1 S: 9	H: 0 LOB: 0 BB: 0 P: 13	1B: 7 2B: 0 3B: 0 HR: 1	SF: 0 SAC: 0 DP: 3 HBP: 1	WP: 0 PB: 0 SB: 0 CS: 0	PA: 35
<b>PITCHER</b>	IP WLS BF H R ER SO BB IBB HBP BLK WP HR S P ERA WHIP	IP WLS BF H R ER SO BB IBB HBP BLK WP HR S P ERA WHIP	IP WLS BF H R ER SO BB IBB HBP BLK WP HR S P ERA WHIP	IP WLS BF H R ER SO BB IBB HBP BLK WP HR S P ERA WHIP	IP WLS BF H R ER SO BB IBB HBP BLK WP HR S P ERA WHIP	IP WLS BF H R ER SO BB IBB HBP BLK WP HR S P ERA WHIP	IP WLS BF H R ER SO BB IBB HBP BLK WP HR S P ERA WHIP	IP WLS BF H R ER SO BB IBB HBP BLK WP HR S P ERA WHIP	IP WLS BF H R ER SO BB IBB HBP BLK WP HR S P ERA WHIP	IP WLS BF H R ER SO BB IBB HBP BLK WP HR S P ERA WHIP	IP WLS BF H R ER SO BB IBB HBP BLK WP HR S P ERA WHIP	IP WLS BF H R ER SO BB IBB HBP BLK WP HR S P ERA WHIP	IP WLS BF H R ER SO BB IBB HBP BLK WP HR S P ERA WHIP	IP WLS BF H R ER SO BB IBB HBP BLK WP HR S P ERA WHIP	IP WLS BF H R ER SO BB IBB HBP BLK WP HR S P ERA WHIP	IP WLS BF H R ER SO BB IBB HBP BLK WP HR S P ERA WHIP						
Shawn Estes, L (1, 1) ERA: 4.33	6.0	W 25	7	2	2	4	2	0	1	0	0	0	0	0	0	0	0.00	1.500				
David Weathers, R (7, 1) ERA: 1.33	1.0	H 3	0	0	0	1	0	0	0	0	0	0	0	0	0	0	0.00	0.000				
Scott Strickland, R (8, 1) ERA: 2.5	1.0	H 4	1	0	0	1	0	0	0	0	0	0	0	0	0	0	0.00	1.000				
Armando Benitez, R (9, 1) ERA: 3.18	1.0	S 3	0	0	0	1	0	0	0	0	0	0	0	0	0	0	0.00	0.000				



Batter	1	2	3	4	5	6	7	8	9	AB	R	H	RBI	BB	SO	LOB	TOP				
Roger Cedeno, S OBP: 0.286, SLG: 0.307 (1, 7)	F7		G4-3				F9			4	0	1	0	0	0	1	<b>New York Mets @ San Diego Padres</b> Qualcomm Stadium, San Diego, CA Sun May 19 2002, 5:00 PM EDT Att: 26,254 - Cloudy - 73 F				
Timo Perez, L OBP: 0.354, SLG: 0.455 (1, 8)	G3			E5 FC3 1B			G3			4	1	1	0	0	0	0					
Roberto Alomar, S OBP: 0.307, SLG: 0.364 (1, 4)	F8			FC3 1B			F9			4	1	0	0	0	0	3					
Mo Vaughn, L OBP: 0.352, SLG: 0.369 (1, 3)		F9		1B FC6-4 1B			K			4	1	1	1	0	1	2					
Jeremy Burnitz, L OBP: 0.320, SLG: 0.375 (1, 9)	K			F7			P6			4	0	0	0	0	1	4					
Joe McEwing, R OBP: 0.306, SLG: 0.478 (1, 5) (9, 6)	B1-3			FC6-4 1B 1-2 2-H			G5-3			4	0	1	1	0	0	0					
Vance Wilson, R OBP: 0.286, SLG: 0.377 (1, 2)			G3-1	FC6-4 1B 1-2 2-3			FC6 1B			4	0	2	0	0	1	0					
Rey Ordenez, R OBP: 0.248, SLG: 0.291 (9, PH)				FC6-4 1B 1-2			P6			3	0	1	1	0	0	3					
Mark Johnson, L OBP: 0.229, SLG: 0.279 (9, 5)				FC4-6 1B 1-2 2-3 3-H			K			1	0	0	0	0	1	0					
Ty Wigginton, R (9, 5)				FC4-6 1B 1-2			K			0	0	0	0	0	0	0					
Pedro Astacio, R OBP: 0.080, SLG: 0.080 (1, 1)				FC4-6 1B 1-2			FC6			3	0	0	0	0	1	4					
Mark Guthrie, R (8, 1)										0	0	0	0	0	0	0					
David Weathers, R (8, 1)										0	0	0	0	0	0	0					
31 Mike Piazza, R OBP: 0.333, SLG: 0.492 (9, PH)										1	0	0	0	0	1	0					
Scott Strickland, R (9, 1)										0	0	0	0	0	0	0					
<b>Inning Stats</b>	R: 0 E: 0 K: 0 S: 7	H: 0 LOB: 0 BB: 0 P: 13	R: 0 E: 0 K: 1 S: 7	H: 0 LOB: 0 BB: 0 P: 11	R: 0 E: 0 K: 1 S: 11	H: 1 LOB: 1 BB: 0 P: 12	R: 3 E: 1 K: 0 S: 17	H: 3 LOB: 2 BB: 0 P: 26	R: 0 E: 0 K: 0 S: 13	H: 2 LOB: 2 BB: 0 P: 19	R: 0 E: 0 K: 0 S: 3	H: 0 LOB: 0 BB: 0 P: 5	R: 0 E: 0 K: 0 S: 7	H: 0 LOB: 0 BB: 0 P: 7	R: 0 E: 0 K: 3 S: 11	H: 0 LOB: 0 BB: 0 P: 16	1B: 7 2B: 0 3B: 0 HR: 0	SF: 0 SAC: 0 DP: 0 HBP: 0	WP: 0 PB: 0 SB: 1 CS: 0	PA: 36	
<b>PITCHER</b>	IP	WLS	BF	H	R	ER	SO	BB	IBB	HBP	BLK	WP	HR	S	P	ERA	WHIP				
Brian Tolberg, R ERA: 5.43 (1, 1)	6.0		27	7	3	1	3	0	0	0	0	0	0	62	91	1.50	1.167				
Kevin Pickford, L ERA: (7, 1)	1.0		3	0	0	0	0	0	0	0	0	0	0	3	5	0.00	0.000				
Alan Embree, L ERA: 2.35 (8, 1)	1.0		3	0	0	0	0	0	0	0	0	0	0	7	7	0.00	0.000				
Steve Reed, R ERA: 0.95 (9, 1)	1.0	W	3	0	0	0	3	0	0	0	0	0	0	11	16	0.00	0.000				

Batter	1	2	3	4	5	6	7	8	9	AB	R	H	RBI	BB	SO	LOB	BOTTOM					
Trenidad Hubbard, R OBP: 0.286, SLG: 0.294 (1, 7)	G5-3	G6-3		F9			F8		K	5	0	0	0	0	1	5	<b>New York Mets @ San Diego Padres</b> Qualcomm Stadium, San Diego, CA Sun May 19 2002, 5:00 PM EDT Att: 26,254 - Cloudy - 73 F					
Mark Kotsay, L OBP: 0.386, SLG: 0.411 (1, 8)	F7		1B		L5-3 1B			SH5-3 G6-3 1B		5	2	4	1	0	0	0						
Ryan Klesko, L OBP: 0.428, SLG: 0.565 (1, 3)	G4-3		2B	1B	L5-3 1B			G6-3 SH5-3 1B		4	0	2	1	0	0	1						
Bubba Trammell, R OBP: 0.345, SLG: 0.392 (1, 9)		1B G4-3 1B		F9	L8			SH5-3		3	1	1	0	0	0	1						
Deivi Cruz, R OBP: 0.272, SLG: 0.408 (1, 6)		G4-3 E 1B		L6		G6-3		G6-3		4	0	1	1	0	0	2						
Sean Burroughs, L OBP: 0.284, SLG: 0.318 (1, 5) (9, 1)		E5 G4-3 1B			1B	G4-3		F8		4	0	1	0	0	0	3						
Tom Lampkin, L OBP: 0.294, SLG: 0.322 (1, 2)		G4-3		F7		P4				3	1	0	1	1	0	4						
Ramón Vázquez, L OBP: 0.258, SLG: 0.218 (1, 4) (9, 5)		K		F7		G6-3		B1		4	0	0	0	0	1	3						
Brian Tolberg, R OBP: 0.211, SLG: 0.176 ERA: 2.45 (7, 1)					G5-3		K			1	0	0	0	1	0	0						
Mark Sweeney, L OBP: 0.300, SLG: 0.308 (7, PH)										1	0	0	0	0	1	0						
Alan Embree, L (8, 1)										0	0	0	0	0	0	0						
D'Angelo Jimenez, S OBP: 0.333, SLG: 0.341 (9, 4)										1	0	1	0	0	0	0						
<b>Inning Stats</b>	R: 0 E: 0 K: 0 S: 10	H: 0 LOB: 0 BB: 0 P: 14	R: 1 E: 1 K: 1 S: 18	H: 2 LOB: 3 BB: 1 P: 33	R: 1 E: 0 K: 0 S: 9	H: 3 LOB: 2 BB: 0 P: 15	R: 0 E: 0 K: 0 S: 9	H: 0 LOB: 0 BB: 0 P: 11	R: 0 E: 0 K: 0 S: 11	H: 1 LOB: 0 BB: 0 P: 13	R: 0 E: 0 K: 0 S: 8	H: 0 LOB: 0 BB: 0 P: 10	R: 0 E: 0 K: 1 S: 7	H: 0 LOB: 0 BB: 0 P: 9	R: 1 E: 0 K: 0 S: 6	H: 2 LOB: 1 BB: 0 P: 8	R: 1 E: 0 K: 1 S: 13	H: 2 LOB: 2 BB: 1 P: 22	1B: 9 2B: 2 3B: 0 HR: 0	SF: 0 SAC: 1 DP: 1 HBP: 0	WP: 0 PB: 0 SB: 0 CS: 0	PA: 38
<b>PITCHER</b>	IP	WLS	BF	H	R	ER	SO	BB	IBB	HBP	BLK	WP	HR	S	P	ERA	WHIP					
Pedro Astacio, R ERA: 2.45 (1, 1)	7.0		28	6	2	2	2	1	0	0	0	0	0	72	105	2.57	1.000					
Mark Guthrie, L ERA: 4.15 (8, 1)	0.0		2	2	1	1	0	0	0	0	0	0	0	2	4	-	-					
David Weathers, R ERA: 1.29 (8, 1)	1.0	B	3	0	0	0	0	0	0	0	0	0	0	4	4	0.00	0.000					
Scott Strickland, R ERA: 2.89 (9, 1)	0.2	L	5	2	1	1	1	1	0	0	0	0	0	13	22	13.50	4.500					









Batter	1	2	3	4	5	6	7	8	9	AB	R	H	RBI	BB	SO	LOB	TOP			
D'Angelo Jimenez, S OBP: 0.317, SLG: 0.322	(1,4) C F3	(1,1) C G4-6-3		(1,2) C G3		(1,2) X L9			(1,0) B F8	5	0	0	1	0	0	3	<b>San Diego Padres @ Colorado Rockies</b> Coors Field, Denver, CO Wed May 22 2002, 7:05 PM MDT Att: 29,204 - Cloudy - 64 F			
Mark Kotsay, L OBP: 0.376, SLG: 0.423	(1,8) B 1B			(1,2) C K		(1,0) X L6			(1,0) X G3-1	5	1	2	0	0	1	2				
Ron Gant, R Trenidad Hubbard, R OBP: 0.237, SLG: 0.410 OBP: 0.274, SLG: 0.268	(1,7) B 2B			(1,2) C K					(1,3) C K	2	0	1	1	1	1	1				
Ryan Klesko, L OBP: 0.431, SLG: 0.562	(1,3) B 1B			(1,2) C K						2	0	0	0	2	2	2				
Bubba Trammell, R OBP: 0.339, SLG: 0.385	(1,9) B K			(1,2) C K						3	1	1	0	1	2	4				
Deivi Cruz, R OBP: 0.285, SLG: 0.416	(1,6) B BB			(1,2) C K						3	0	1	1	1	0	4				
Wiki Gonzalez, R OBP: 0.273, SLG: 0.300	(1,2) C L1			(1,2) C K						4	1	1	0	0	0	4				
Sean Burroughs, L OBP: 0.274, SLG: 0.305		(1,1) C G6-3		(1,2) C F7		(1,2) B G6-3			(1,3) B K	4	0	0	0	0	1	1				
Brian Lawrence, R Jeremy Fikac, R OBP: 0.321, SLG: 0.292 ERA: 2.7	(1,1) B G4-6-3			(1,0) B G3		(1,1) B G3			(1,0) X F7	3	0	2	0	1	0	0				
<b>Inning Stats</b>	R: 1 E: 0 K: 1 S: 11	H: 2 LOB: 3 BB: 2 P: 28	R: 0 E: 0 K: 0 S: 6	H: 0 LOB: 0 BB: 1 P: 12	R: 0 E: 0 K: 2 S: 12	H: 1 LOB: 2 BB: 1 P: 18	R: 1 E: 0 K: 1 S: 11	H: 2 LOB: 1 BB: 0 P: 15	R: 1 E: 0 K: 0 S: 10	H: 2 LOB: 1 BB: 0 P: 21	R: 0 E: 0 K: 1 S: 4	H: 0 LOB: 2 BB: 2 P: 14	R: 0 E: 0 K: 1 S: 5	H: 0 LOB: 0 BB: 0 P: 6	R: 0 E: 0 K: 1 S: 5	H: 0 LOB: 0 BB: 0 P: 9	1B: 5 2B: 5 3B: 0 HR: 0	SF: 0 SAC: 0 DP: 3 HBP: 0	WP: 2 PB: 0 SB: 0 CS: 1	PA: 39
<b>PITCHER</b>	IP WLS BF H R ER SO BB IBB HBP BLK WP HR S P ERA WHIP	IP WLS BF H R ER SO BB IBB HBP BLK WP HR S P ERA WHIP																		
Mike Hampton, L ERA: 6.14	(1,1) 6.0	29	8	3	3	5	5	0	0	0	0	1	0	57	103	4.50	2.167			
Kent Mercker, L ERA: 2.7	(7,1) 2.0	7	0	0	0	2	1	1	0	0	1	0	9	20	0.00	0.500				
Jose Jimenez, R ERA: 2.91	(9,1) 1.0	3	0	0	0	1	0	0	0	0	0	0	5	9	0.00	0.000				

Batter	1	2	3	4	5	6	7	8	9	AB	R	H	RBI	BB	SO	LOB	BOTTOM			
Juan Pierre, L OBP: 0.348, SLG: 0.326	(1,8) B 1B			(1,0) B G3					(1,0) C G2-3	5	1	2	0	0	1	3	<b>San Diego Padres @ Colorado Rockies</b> Coors Field, Denver, CO Wed May 22 2002, 7:05 PM MDT Att: 29,204 - Cloudy - 64 F			
Juan Uribe, R OBP: 0.342, SLG: 0.390	(1,6) B 1B			(1,2) C G6-4-3					(1,0) X G5-3	4	1	2	0	0	0	1				
Larry Walker, L OBP: 0.394, SLG: 0.567	(1,9) X 1B			(1,2) C G6-4-3					(1,1) B G5-3	3	1	3	1	1	0	0				
17 Todd Helton, L OBP: 0.413, SLG: 0.579	(1,3) X 1B			(1,2) C G6-4-3					(1,0) C K	3	0	1	1	1	1	3				
Todd Zeile, R OBP: 0.364, SLG: 0.504	(1,5) C G4-6-3			(1,2) C K					(1,1) B E5	4	0	0	0	0	1	5				
Mark Little, R OBP: 0.222, SLG: 0.225	(8, PR) G4-6-3			(1,2) C K						0	1	0	0	0	0	0				
Jose Jimenez, R	(9,1) 1-2 2-3			(1,2) C K						0	0	0	0	0	0	0				
Todd Hollandsworth, L OBP: 0.318, SLG: 0.436	(1,7) B 1B			(1,2) C G1-3					(1,0) X F8	4	0	2	1	0	0	1				
Brent Butler, R OBP: 0.364, SLG: 0.429	(1,4) B CS			(1,1) F K					(1,0) X G4-3	3	1	1	1	0	2	1				
Gary Bennett, R OBP: 0.309, SLG: 0.318	(1,2) B K			(1,2) C K					(1,0) B G4-3	4	0	1	0	0	1	3				
Mike Hampton, R OBP: 0.364, SLG: 0.500	(1,1) 7.0	31	12	3	3	7	2	0	1	0	0	0	0	1	10	2,000				
Greg Norton, S OBP: 0.254, SLG: 0.321	(6, PH) 1.0	6	2	2	0	0	0	0	0	0	0	0	0	0	0	0				
Kent Mercker, L	(7,1) 1.0	6	2	2	0	0	0	0	0	0	7	11	0.00	2,000						
Jose Ortiz, R OBP: 0.325, SLG: 0.336	(8, PH) 1.0	6	2	2	0	0	0	0	0	0	7	11	0.00	2,000						
<b>Inning Stats</b>	R: 3 E: 1 K: 0 S: 16	H: 5 LOB: 0 BB: 0 P: 25	R: 0 E: 0 K: 3 S: 9	H: 0 LOB: 0 BB: 0 P: 10	R: 0 E: 0 K: 1 S: 9	H: 2 LOB: 2 BB: 1 P: 13	R: 0 E: 0 K: 0 S: 12	H: 2 LOB: 2 BB: 0 P: 20	R: 0 E: 0 K: 0 S: 5	H: 1 LOB: 1 BB: 1 P: 13	R: 0 E: 0 K: 1 S: 11	H: 1 LOB: 1 BB: 0 P: 16	R: 0 E: 0 K: 2 S: 13	H: 1 LOB: 1 BB: 0 P: 18	R: 2 E: 1 K: 0 S: 7	H: 2 LOB: 1 BB: 0 P: 11	1B: 12 2B: 3 3B: 0 HR: 0	SF: 0 SAC: 0 DP: 3 HBP: 1	WP: 0 PB: 0 SB: 0 CS: 2	PA: 38
<b>PITCHER</b>	IP WLS BF H R ER SO BB IBB HBP BLK WP HR S P ERA WHIP	IP WLS BF H R ER SO BB IBB HBP BLK WP HR S P ERA WHIP																		
Brian Lawrence, R ERA: 3.19	(1,1) 7.0	31	12	3	3	7	2	0	1	0	0	0	0	1	10	2,000				
Jeremy Fikac, R ERA: 3.09	(8,1) 1.0	6	2	2	0	0	0	0	0	0	7	11	0.00	2,000						





Batter	1	2	3	4	5	6	7	8	9	AB	R	H	RBI	BB	SO	LOB	TOP			
Ramón Vázquez, L OBP: 0.247, SLG: 0.207 Jason Middlebrook, R (7, 1)	K	K			G4-3		F7			4	0	0	0	0	2	1				
Mark Kotsay, L OBP: 0.307, SLG: 0.412	G3-1		G6-3			K		P3		4	0	0	0	0	1	0				
Ryan Klesko, L OBP: 0.409, SLG: 0.558 Trenidad Hubbard, R (8, 9)	1B BB		F8			S BB		FC5 BB		1	0	0	0	3	0	0				
Ray Lankford, L OBP: 0.387, SLG: 0.345	1B		G4-3			F7		FC5 BB		3	0	1	0	1	0	1				
Bubba Trammell, R OBP: 0.331, SLG: 0.374 Jason Boyd, R (6, 1)	F9				P4		F8		F7	3	0	0	0	0	0	3				
Sean Burroughs, L OBP: 0.272, SLG: 0.303										0	0	0	0	0	0	0				
Deivi Cruz, R OBP: 0.284, SLG: 0.418		G4-3		G1-3			G4-3 HR	FC5		4	1	1	0	0	0	2				
D'Angelo Jimenez, S OBP: 0.315, SLG: 0.320		E 1B G4-3 1B		K			G4-3		F7	4	1	1	0	0	1	1	AB 32			
Tom Lampkin, L OBP: 0.282, SLG: 0.305	E5 G4-3 1B				G4-3		L4		P6	4	0	1	0	0	0	1	R 3			
Brett Tomko, R OBP: 0.200, SLG: 0.280 Tom Davey, R (5, 1)	G4-3				G1-3				K	2	0	0	1	0	0	1	H 5			
Mark Sweeney, L OBP: 0.302, SLG: 0.385 (8, 3)							HR			2	1	1	2	0	1	0	RBI 3			
										0	0	0	0	0	0	0	BB 4			
										2	1	1	2	0	1	0	SO 5			
																	LOB 12			
<b>Inning Stats</b>	R: 0 E: 0 K: 1 S: 14	H: 1 LOB: 2 BB: 1 P: 23	R: 1 E: 1 K: 1 S: 14	H: 2 LOB: 1 BB: 0 P: 17	R: 0 E: 0 K: 0 S: 11	H: 0 LOB: 0 BB: 0 P: 13	R: 0 E: 0 K: 1 S: 11	H: 0 LOB: 0 BB: 0 P: 15	R: 0 E: 0 K: 0 S: 7	H: 0 LOB: 1 BB: 1 P: 10	R: 2 E: 0 K: 0 S: 6	H: 2 LOB: 0 BB: 0 P: 10	R: 0 E: 0 K: 1 S: 11	H: 0 LOB: 0 BB: 2 P: 24	R: 0 E: 0 K: 1 S: 8	H: 0 LOB: 0 BB: 0 P: 12	1B: 3 2B: 1 3B: 0 HR: 1	SF: 0 SAC: 0 DP: 0 HBP: 0	WP: 0 PB: 0 SB: 1 CS: 0	PA: 36
<b>PITCHER</b>	IP WLS BF H R ER SO BB IBB HBP BLK WP HR S P ERA WHIP																			
John Thomson, R ERA: 4.0	(1, 1) 7.0 W 28 5 3 2 4 2 0 0 0 0 0 1 72 105 2.57 1.000																			
Dennys Reyes, L ERA: 4.12	(8, 1) 1.0 5 0 0 0 0 2 0 0 0 0 0 0 11 24 0.00 2.000																			
Chris Nichting, R ERA: 1.53	(9, 1) 1.0 3 0 0 0 1 0 0 0 0 0 0 0 8 12 0.00 0.000																			

San Diego Padres @ Colorado Rockies  
Coors Field, Denver, CO  
Thu May 23 2002, 1:05 PM MDT  
Att: 30,701 - Cloudy - 69 F

AB 32  
R 3  
H 5  
RBI 3  
BB 4  
SO 5  
LOB 12



Batter	1	2	3	4	5	6	7	8	9	AB	R	H	RBI	BB	SO	LOB	BOTTOM			
Juan Pierre, L OBP: 0.352, SLG: 0.337	G6-3 2B	F7		K		G6-3	SH1-3 1B	BB 1B		6	3	3	2	0	1	3				
Juan Uribe, R OBP: 0.343, SLG: 0.387 Brent Butler, R OBP: 0.364, SLG: 0.429	G6-3		G1-3	G2-3		WP G3 2B 1B	SH1-3	1B 17 SF9 BB		4	2	1	0	1	0	3				
Lary Walker, L OBP: 0.406, SLG: 0.597 Dennys Reyes, R (8, PH)	G5-3 17 BB					HR	G3	1B 17 SF9 SF8 1B		3	2	2	1	2	0	1				
Terry Shumpert, R OBP: 0.312, SLG: 0.394 Chris Nichting, R OBP: 0.500, SLG: 0.500						HR	1B HR	1B 1B		0	0	0	0	0	0	0				
17 Todd Helton, L OBP: 0.421, SLG: 0.600	G5-3 BB					HR	S 2B IBB	SF7 SF9		1	2	1	3	3	0	0				
Todd Zeile, R OBP: 0.369, SLG: 0.514	G5-3		K		G4-3 2B 1B	PB 2B	HR 1B	SF8		5	2	3	5	0	1	4				
Todd Hollandsworth, L OBP: 0.318, SLG: 0.451	K		K		K	BB 2B	HR	K		5	1	1	3	1	4	5				
Jose Ortiz, R OBP: 0.328, SLG: 0.333		E7 F9 1B			F9	G4-3	G4-3			4	0	1	0	1	0	3	AB 38			
Bobby Estalella, R OBP: 0.341, SLG: 0.722		F9			1B 2B	2B	2B	K		5	1	3	1	0	1	2	R 16			
John Thomson, R OBP: 0.200, SLG: 0.111 Mark Little, R OBP: 0.255, SLG: 0.268 (7, PH)	K				1B	G5-3		SH1-3 17 SF7 BB	WP 1B 2B	3	0	1	0	0	1	2	H 18			
										1	2	1	0	1	0	0	RBI 16			
																	BB 9			
																	SO 8			
																	LOB 23			
<b>Inning Stats</b>	R: 1 E: 0 K: 1 S: 12	H: 1 LOB: 2 BB: 2 P: 22	R: 0 E: 1 K: 1 S: 8	H: 1 LOB: 0 BB: 0 P: 12	R: 0 E: 0 K: 2 S: 13	H: 1 LOB: 2 BB: 1 P: 24	R: 0 E: 0 K: 1 S: 11	H: 2 LOB: 2 BB: 0 P: 17	R: 3 E: 0 K: 1 S: 15	H: 4 LOB: 1 BB: 0 P: 21	R: 2 E: 0 K: 0 S: 13	H: 2 LOB: 2 BB: 2 P: 30	R: 6 E: 0 K: 1 S: 15	H: 4 LOB: 1 BB: 3 P: 30	R: 4 E: 0 K: 1 S: 15	H: 3 LOB: 0 BB: 1 P: 25	1B: 8 2B: 7 3B: 0 HR: 3	SF: 3 SAC: 1 DP: 0 HBP: 0	WP: 2 PB: 2 SB: 1 CS: 0	PA: 51
<b>PITCHER</b>	IP WLS BF H R ER SO BB IBB HBP BLK WP HR S P ERA WHIP																			
Brett Tomko, R ERA: 3.71	(1, 1) 4.0 L 23 8 4 4 5 2 1 0 0 0 0 1 0 20 39 9.00 2.500																			
Tom Davey, R ERA: 7.2	(5, 1) 1.2 10 3 2 2 1 1 1 0 0 0 1 0 20 39 10.80 2.400																			
Jason Boyd, R ERA: 7.61	(6, 1) 1.0 10 4 6 6 0 2 1 0 0 0 0 1 14 31 54.00 6.000																			
Jason Middlebrook, R ERA: 7.84	(7, 1) 1.1 8 3 4 4 2 1 0 0 0 0 1 0 18 28 27.00 3.000																			

San Diego Padres @ Colorado Rockies  
Coors Field, Denver, CO  
Thu May 23 2002, 1:05 PM MDT  
Att: 30,701 - Cloudy - 69 F

AB 38  
R 16  
H 18  
RBI 16  
BB 9  
SO 8  
LOB 23









Batter	1	2	3	4	5	6	7	8	9	AB	R	H	RBI	BB	SO	LOB	TOP		
D'Angelo Jimenez, S OBP: 0.308, SLG: 0.317 Trevor Hoffman, R	(1,4) 2-3 K			(1) 0-1 F5		(1) 1-0 F8		(3) 0-3 K		4	0	0	0	0	2	1			
Mark Kotsay, L OBP: 0.373, SLG: 0.413	(1,8) 1-3 K			(2) 0-2 F BB 1B		(2) 0-0 F7			(1) 1-2 G6-3	4	0	1	0	0	1	0			
Ryan Klesko, L OBP: 0.430, SLG: 0.535	(1,3) 0-0 P4			(3) 4-2 E2 1-3 BB		(3) 0-2 F5			(2) 2-3 K	3	0	0	0	1	1	0			
Ray Lankford, L OBP: 0.360, SLG: 0.319		(1) 1-1 L9		(2) 1-2 P6					(3) 0-0 P6	4	0	0	0	0	1	2			
Bubba Trammell, R OBP: 0.328, SLG: 0.363		(2) 2-3 K		(3) 2-2 G6-3						2	0	0	0	1	1	2			
Deivi Cruz, R OBP: 0.284, SLG: 0.412		(3) 2-0 P5			(1) 2-0 FC4-6 1B					3	0	1	0	0	0	1			
Sean Burroughs, L OBP: 0.265, SLG: 0.294			(1) 2-2 F7		(1) 1-0 FC4-6 1-2				(1) 0-1 G6-3	3	0	0	0	0	0	1			
Tom Lampkin, L OBP: 0.274, SLG: 0.296			(2) 1-1 F2		(2) 0-2 F8				(2) 1-3 K	3	0	0	0	0	1	1			
Kevin Pickford, L Mark Sweeney, L Jason Middlebrook, R Ramón Vázquez, L	(1,1) (5, PH) (5, L) (8, PH) (8, 4)		(3) 1-2 G3		(3) 3-2 F5				(1) 0-1 1B	1	0	0	0	0	0	0			
<b>Inning Stats</b>	R: 0 H: 0 E: 0 K: 2 S: 7	H: 0 LOB: 0 BB: 0 P: 10	R: 0 H: 0 E: 0 K: 1 S: 6	H: 0 LOB: 0 BB: 0 P: 11	R: 0 H: 0 E: 0 K: 0 S: 10	H: 0 LOB: 0 BB: 0 P: 14	R: 0 H: 1 E: 1 K: 0 S: 18	H: 1 LOB: 2 BB: 1 P: 25	R: 0 H: 0 E: 0 K: 0 S: 5	H: 0 LOB: 0 BB: 0 P: 6	R: 0 H: 0 E: 0 K: 1 S: 5	H: 0 LOB: 1 BB: 1 P: 11	R: 0 H: 1 E: 0 K: 2 S: 10	H: 1 LOB: 0 BB: 0 P: 11	R: 0 H: 0 E: 0 K: 1 S: 7	H: 0 LOB: 0 BB: 0 P: 10	1B: 3 2B: 0 3B: 0 HR: 0	SF: 0 SAC: 0 DP: 1 HBP: 0	WP: 0 PA: 31 CS: 0
<b>PITCHER</b> Ruben Quevedo, R ERA: 3.47	IP: 9.0 WLS: W BF: 31 H: 3 R: 0 ER: 0 SO: 7 BB: 2 IBB: 0 HBP: 0 BLK: 0 WP: 0 HR: 0 S: 77 P: 113 ERA: 0.00 WHIP: 0.556															<b>PITCHER</b> IP: WLS: BF: H: R: ER: SO: BB: IBB: HBP: BLK: WP: HR: S: P: ERA: WHIP:			

**San Diego Padres @ Milwaukee Brewers**  
Miller Park, Milwaukee, WI  
Sat May 25 2002, 6:05 PM CDT  
Att: 25,658 - Dome - 72 F

livebaseballscorecards.com

AB 29  
R 0  
H 3  
RBI 0  
BB 2  
SO 7  
LOB 9



Batter	1	2	3	4	5	6	7	8	9	AB	R	H	RBI	BB	SO	LOB	BOTTOM		
Eric Young Sr., R OBP: 0.287, SLG: 0.262	(1,4) 3-2 F4			(2) 4-2 FC4-6 BB 1-2 2-3					(1) 0-0 G5-3	3	0	0	0	1	0	2			
Ronnie Belliard, R OBP: 0.324, SLG: 0.309	(1,5) 1-0 G1-3			(3) 1-2 FC4-6 BB 1-2					(2) 0-2 L3	4	1	0	0	0	0	3			
Jeffrey Hammonds, R OBP: 0.379, SLG: 0.483	(1,8) 3-1 HR			(1) 4-2 BB 1B 1-2					(3) 1-3 K	3	1	1	1	1	2	0			
Richie Sexson, R OBP: 0.298, SLG: 0.525	(1,3) 2-2 G6-3			(2) 1-1 BB 1B 1-2 2H					(2) 1-3 K	4	0	1	1	0	1	0			
Alex Ochoa, R OBP: 0.372, SLG: 0.481		(1) 1-0 G5-4-3 1B		(3) 4-0 BB 1-2 2-3					(3) 1-2 G6-3	2	0	1	0	2	0	0			
Geoff Jenkins, L OBP: 0.313, SLG: 0.420		(1) 0-1 G5-4-3 1-2		(3) 1-0 F8					(1) 1-2 L7	4	0	0	0	0	0	5			
José Hernández, R OBP: 0.366, SLG: 0.539		(1) 4-0 FC5-4 BB		(1) 0-0 G4-3					(2) 1-2 1B	3	0	2	0	1	0	0			
Marcus Jensen, S OBP: 0.333, SLG: 0.571		(3) 0-0 FC5-4		(2) 4-1 FC5-4 BB					(2) 1-3 K	2	0	0	0	2	1	2			
Ruben Quevedo, R ERA: 1.68				(1) 1-3 K					(3) 0-3 K	3	0	0	0	1	3	4			
<b>Inning Stats</b>	R: 1 H: 1 E: 0 K: 0 S: 10	H: 1 LOB: 1 BB: 1 P: 9	R: 0 H: 1 E: 0 K: 0 S: 4	H: 1 LOB: 1 BB: 1 P: 9	R: 1 H: 1 E: 0 K: 1 S: 14	H: 1 LOB: 3 BB: 3 P: 30	R: 0 H: 0 E: 0 K: 0 S: 11	H: 0 LOB: 2 BB: 2 P: 21	R: 0 H: 0 E: 0 K: 2 S: 9	H: 0 LOB: 0 BB: 0 P: 14	R: 0 H: 1 E: 0 K: 2 S: 13	H: 1 LOB: 1 BB: 0 P: 16	R: 0 H: 0 E: 0 K: 1 S: 9	H: 0 LOB: 0 BB: 0 P: 10	R: 0 H: 1 E: 0 K: 1 S: 11	H: 1 LOB: 3 BB: 2 P: 19	1B: 4 2B: 0 3B: 0 HR: 1	SF: 0 SAC: 0 DP: 1 HBP: 0	WP: 0 PA: 36 CS: 0
<b>PITCHER</b> Kevin Pickford, L Jason Middlebrook, R Trevor Hoffman, R	(1,1) (5, L) (8, L)	IP: 4.0 WLS: L BF: 20 H: 3 R: 2 ER: 2 SO: 2 BB: 2 IBB: 0 HBP: 0 BLK: 0 WP: 0 HR: 1 S: 31 P: 40 ERA: 0.00 WHIP: 0.333															<b>PITCHER</b> IP: WLS: BF: H: R: ER: SO: BB: IBB: HBP: BLK: WP: HR: S: P: ERA: WHIP:		

**San Diego Padres @ Milwaukee Brewers**  
Miller Park, Milwaukee, WI  
Sat May 25 2002, 6:05 PM CDT  
Att: 25,658 - Dome - 72 F

livebaseballscorecards.com

AB 28  
R 2  
H 5  
RBI 2  
BB 8  
SO 7  
LOB 16





Batter	1	2	3	4	5	6	7	8	9	AB	R	H	RBI	BB	SO	LOB	TOP					
Mark Kotsay, L OBP: 0.378, SLG: 0.442	1-2 FC6-4 1B	0-0 2H HR	1-1 G3-1		1-0 2B			1-0 G6-4-3 1-2f		5	1	3	2	0	0	1	<b>San Diego Padres @ Milwaukee Brewers</b> Miller Park, Milwaukee, WI Sun May 26 2002, 1:05 PM CDT Att: 27,007 - Sunny - 69 F					
Sean Burroughs, L OBP: 0.283, SLG: 0.285 Deivi Cruz, R OBP: 0.284, SLG: 0.412	0-0 FC6-4 1-2f HR	2-2 G3-1		0-3 K	2-3 K			2-2 HBP		4	1	0	0	0	2	2						
Ryan Klesko, L OBP: 0.429, SLG: 0.570	3-1 1-H HR	0-0 HR		3-2 E1			1-2 L8	0-0 G5-3		5	2	3	0	0	1							
Bubba Trammell, R OBP: 0.324, SLG: 0.350	1-1 BB 1B HBP	2-3 K		0-0 F8			3-2 F9		0-0 F8	4	0	0	0	0	1	1						
Ray Lankford, L OBP: 0.306, SLG: 0.316 Jeremy Fikac, R Alan Embree, L Steve Reed, R Mark Sweeney, L OBP: 0.306, SLG: 0.308 Trevor Hoffman, R	1-1 1-2 1B	0-1 F7		0-0 E4	1-2 1-2 1B		1-3 K		1-3 K	4	0	1	0	0	1	1						
D'Angelo Jimenez, S OBP: 0.308, SLG: 0.314	1-3 K		0-0 1B G6-4-3	2-0 F8			3-3 K		0-0 F7	5	1	1	0	0	2	4						
Ramón Vázquez, L OBP: 0.276, SLG: 0.233	4-2 1-2 2-3 BB		1-1 1-3 1B G6-4-3	2-1 1B G6-3			0-0 G3-1			3	1	2	0	1	0	0						
Wiki Gonzalez, R OBP: 0.241, SLG: 0.259	1-3 K		1-1 G6-4-3	0-0 1B G6-3	1-3 1B		1-1 L9			4	0	1	0	0	1	4						
Dennis Tankersley, R OBP: 0.400, SLG: 0.800 Trenidad Hubbard, R OBP: 0.286, SLG: 0.281		1-1 HR 2B	2-0 HR	1-2 G6-3 1-2f 3-H			0-0 G6-4-3 1B			3	2	2	1	0	0	1						
										1	0	1	0	0	0	0						
<b>Inning Stats</b>	R: 2 E: 0 K: 2 S: 18	H: 3 LOB: 3 BB: 1 P: 30	R: 3 E: 0 K: 1 S: 13	H: 3 LOB: 0 BB: 0 P: 18	R: 2 E: 0 K: 0 S: 8	H: 3 LOB: 0 BB: 0 P: 13	R: 0 E: 2 K: 1 S: 10	H: 0 LOB: 2 BB: 0 P: 15	R: 1 E: 0 K: 1 S: 10	H: 3 LOB: 1 BB: 0 P: 16	R: 0 E: 0 K: 1 S: 10	H: 0 LOB: 0 BB: 0 P: 15	R: 0 E: 0 K: 1 S: 8	H: 0 LOB: 0 BB: 0 P: 12	R: 0 E: 0 K: 0 S: 6	H: 1 LOB: 1 BB: 0 P: 9	R: 0 E: 0 K: 1 S: 5	H: 0 LOB: 0 BB: 0 P: 6	1B: 7 2B: 2 3B: 0 HR: 4	SF: 0 SAC: 0 DP: 3 HBP: 2	WP: 0 PB: 0 SB: 0 CS: 0	PA: 42
<b>PITCHER</b>	IP WLS BF H R ER SO BB IBB HBP BLK WP HR S P ERA WHIP	IP WLS BF H R ER SO BB IBB HBP BLK WP HR S P ERA WHIP	IP WLS BF H R ER SO BB IBB HBP BLK WP HR S P ERA WHIP	IP WLS BF H R ER SO BB IBB HBP BLK WP HR S P ERA WHIP	IP WLS BF H R ER SO BB IBB HBP BLK WP HR S P ERA WHIP	IP WLS BF H R ER SO BB IBB HBP BLK WP HR S P ERA WHIP	IP WLS BF H R ER SO BB IBB HBP BLK WP HR S P ERA WHIP	IP WLS BF H R ER SO BB IBB HBP BLK WP HR S P ERA WHIP	IP WLS BF H R ER SO BB IBB HBP BLK WP HR S P ERA WHIP	IP WLS BF H R ER SO BB IBB HBP BLK WP HR S P ERA WHIP	IP WLS BF H R ER SO BB IBB HBP BLK WP HR S P ERA WHIP	IP WLS BF H R ER SO BB IBB HBP BLK WP HR S P ERA WHIP	IP WLS BF H R ER SO BB IBB HBP BLK WP HR S P ERA WHIP	IP WLS BF H R ER SO BB IBB HBP BLK WP HR S P ERA WHIP	IP WLS BF H R ER SO BB IBB HBP BLK WP HR S P ERA WHIP	IP WLS BF H R ER SO BB IBB HBP BLK WP HR S P ERA WHIP						
Nelson Figueroa, R ERA: 5.79	(1, 1)	2.0	L	14	6	5	5	3	1	0	1	0	0	0	0	3	31	48	22.50	3.500		
47 Mike Buddie, R ERA: 4.54	(3, 1)	3.0		15	6	3	3	2	0	0	0	0	0	0	1	28	44	9.00	2.000			
Valerio De Los Santos, L ERA: 2.08	(6, 1)	2.0		6	0	0	0	2	0	0	0	0	0	0	0	18	27	0.00	0.000			
Ray King, L ERA: 4.67	(8, 1)	1.0		4	1	0	0	0	0	0	1	0	0	0	6	9	0.00	1.000				
Mike DeJean, R ERA: 2.6	(9, 1)	1.0		3	0	0	0	1	0	0	0	0	0	0	5	6	0.00	0.000				

Batter	1	2	3	4	5	6	7	8	9	AB	R	H	RBI	BB	SO	LOB	BOTTOM					
Alex Sanchez, L OBP: 0.355, SLG: 0.344	4-2 FC1-6-5 BB		1-3 K		0-1 SF7		0-0 G4-3 3B	2-1 F8		3	1	1	2	1	1	1	<b>San Diego Padres @ Milwaukee Brewers</b> Miller Park, Milwaukee, WI Sun May 26 2002, 1:05 PM CDT Att: 27,007 - Sunny - 69 F					
Ronnie Belliard, R OBP: 0.327, SLG: 0.323	3-2 FC1-6-5 1-3 1B		0-0 L4		3-H 0-0 2B		1-0 G4-3		0-2 BB 1B	5	1	2	2	0	0	1						
Tyler Houston, L OBP: 0.301, SLG: 0.405	2-1 2-H HR 1B		3-1 F2		1-1 G3		0-0 G3		0-3 K	5	1	2	1	0	1	2						
Richie Sexson, R OBP: 0.305, SLG: 0.541	2-2 1-H HR			1-1 F9		2-2 G6-3	1-0 FC6-4 1B		4-2 1-2 BB	4	1	2	2	1	0	0						
Geoff Jenkins, L OBP: 0.305, SLG: 0.409	3-3 K			2-2 F9		1-0 G3-1	3-3 K		2-3 K	5	0	0	0	0	3	4						
Alex Ochoa, R OBP: 0.364, SLG: 0.458	0-3 K			0-0 F9		2-2 BB HBP	0-1 FC6-4 1-2f		2-3 K	4	0	0	0	0	2	4						
José Hernández, R OBP: 0.374, SLG: 0.541		2-3 K			0-0 2B SF7 1B		4-2 1-2 BB		0-1 SH1-4 1B	3	1	2	0	1	1	0						
Paul Bako, L OBP: 0.341, SLG: 0.338		1-3 K			0-3 K		0-1 G6-3		0-0 SH1-4	3	0	0	0	0	2	3						
Nelson Figueroa, R ERA: 5.79 47 Mike Buddie, R ERA: 4.54 Valerio De Los Santos, L ERA: 2.08 Ray King, L ERA: 4.67 Mike DeJean, R ERA: 2.6		0-0 L7			0-0 2B 2B		1-0 3B 1B		3-3 K	0	0	0	0	0	0	0						
										0	0	0	0	0	0	0						
<b>Inning Stats</b>	R: 3 E: 0 K: 2 S: 19	H: 2 LOB: 0 BB: 1 P: 33	R: 0 E: 0 K: 2 S: 7	H: 0 LOB: 0 BB: 0 P: 10	R: 0 E: 0 K: 1 S: 7	H: 0 LOB: 0 BB: 0 P: 11	R: 0 E: 0 K: 0 S: 6	H: 0 LOB: 0 BB: 0 P: 9	R: 2 E: 0 K: 1 S: 10	H: 3 LOB: 1 BB: 0 P: 11	R: 0 E: 0 K: 0 S: 14	H: 0 LOB: 2 BB: 1 P: 23	R: 2 E: 0 K: 1 S: 10	H: 4 LOB: 0 BB: 0 P: 16	R: 0 E: 0 K: 1 S: 9	H: 1 LOB: 1 BB: 0 P: 14	R: 0 E: 0 K: 3 S: 15	H: 1 LOB: 2 BB: 1 P: 23	1B: 7 2B: 2 3B: 1 HR: 1	SF: 1 SAC: 1 DP: 0 HBP: 1	WP: 0 PB: 0 SB: 1 CS: 0	PA: 42
<b>PITCHER</b>	IP WLS BF H R ER SO BB IBB HBP BLK WP HR S P ERA WHIP	IP WLS BF H R ER SO BB IBB HBP BLK WP HR S P ERA WHIP	IP WLS BF H R ER SO BB IBB HBP BLK WP HR S P ERA WHIP	IP WLS BF H R ER SO BB IBB HBP BLK WP HR S P ERA WHIP	IP WLS BF H R ER SO BB IBB HBP BLK WP HR S P ERA WHIP	IP WLS BF H R ER SO BB IBB HBP BLK WP HR S P ERA WHIP	IP WLS BF H R ER SO BB IBB HBP BLK WP HR S P ERA WHIP	IP WLS BF H R ER SO BB IBB HBP BLK WP HR S P ERA WHIP	IP WLS BF H R ER SO BB IBB HBP BLK WP HR S P ERA WHIP	IP WLS BF H R ER SO BB IBB HBP BLK WP HR S P ERA WHIP	IP WLS BF H R ER SO BB IBB HBP BLK WP HR S P ERA WHIP	IP WLS BF H R ER SO BB IBB HBP BLK WP HR S P ERA WHIP	IP WLS BF H R ER SO BB IBB HBP BLK WP HR S P ERA WHIP	IP WLS BF H R ER SO BB IBB HBP BLK WP HR S P ERA WHIP	IP WLS BF H R ER SO BB IBB HBP BLK WP HR S P ERA WHIP	IP WLS BF H R ER SO BB IBB HBP BLK WP HR S P ERA WHIP						
Dennis Tankersley, R ERA: 4.7	(1, 1)	5.2	W	24	5	5	5	6	1	0	1	0	0	0	1	58	88	7.94	1.059			
Jeremy Fikac, R ERA: 3.6	(6, 1)	0.2	H	5	2	2	2	0	1	0	0	0	0	0	8	14	27.00	4.500				
Alan Embree, L ERA: 2.2	(7, 1)	0.1	H	3	2	0	0	1	0	0	0	0	0	0	5	9	0.00	6.000				
Steve Reed, R ERA: 1.66	(7, 1)	1.1	H	5	1	0	0	1	0	0	0	0	0	0	11	16	0.00	0.750				
Trevor Hoffman, R ERA: 1.58	(9, 1)	1.0	S	5	1	0	0	3	1	0	0	0	0	0	15	23	0.00	2.000				

AB	39
R	8
H	13
RBI	6
BB	1
SO	8
LOB	15





Batter	1	2	3	4	5	6	7	8	9	AB	R	H	RBI	BB	SO	LOB	TOP		
Juan Pierre, L (1.8)	F8		K		G5-3		1B		K	5	0	1	1	0	2	0	<b>Colorado Rockies @ San Diego Padres</b> Qualcomm Stadium, San Diego, CA Mon May 27 2002, 10:05 PM EDT Att: 15,666 - Sunny - 68 F		
Juan Uribe, R (1.6)	1B			G1-3	L4		F7		L7	5	0	1	0	0	0	2			
Larry Walker, L (1.9)	K			G4-1		G3-1				4	0	1	0	0	1	1			
17 Todd Helton, L (1.3)	P6			HR		F7			K	4	1	1	0	0	1	4			
Todd Zeile, R (1.5)		G6-3		HR		G6-3			G4-3	3	1	0	0	1	0	0			
Todd Hollandsworth, L (1.7)	F7			HR				B5		4	2	2	3	0	0	0			
Bobby Estalella, R (1.2)	L7			E5		1B				2	1	0	0	2	0	0			
Jose Ortiz, R (1.4)			G5-3	F8				F7		4	0	0	0	0	1	4			
Mike Hampton, R (1.1)			K						L5	2	0	0	0	0	2	0			
Justin Speier, R (5.1)										0	0	0	0	0	0	0			
Greg Norton, S (7.9)										1	0	1	1	0	0	0			
Chris Nichting, R (7.1)										0	0	0	0	0	0	0			
Kent Mercker, L (7.1)										0	0	0	0	0	0	0			
Terry Shumpert, R (6.9)										1	0	0	0	0	0	0			
<b>Inning Stats</b>	R: 0 E: 0 K: 1 S: 9	H: 1 LOB: 1 BB: 0 P: 13	R: 0 E: 0 K: 0 S: 9	H: 0 LOB: 0 BB: 0 P: 11	R: 0 E: 0 K: 2 S: 8	H: 0 LOB: 0 BB: 0 P: 14	R: 3 E: 1 K: 0 S: 12	H: 2 LOB: 1 BB: 0 P: 21	R: 0 E: 0 K: 0 S: 5	H: 0 LOB: 0 BB: 0 P: 8	R: 2 E: 0 K: 2 S: 18	H: 4 LOB: 3 BB: 1 P: 31	R: 0 E: 0 K: 0 S: 8	H: 0 LOB: 1 BB: 0 P: 14	R: 0 E: 0 K: 1 S: 10	H: 0 LOB: 0 BB: 0 P: 13	1B: 5 2B: 1 3B: 0 HR: 1	SF: 0 SAC: 0 DP: 0 HBP: 0	WP: 0 PA: 38 PB: 0 SB: 0 CS: 0
<b>PITCHER</b>	IP WLS BF H R ER SO BB IBB HBP BLK WP HR S P ERA WHIP																		
Brian Lawrence, R (1.1)	6.1 W 27 5 5 5 5 2 0 0 0 0 0 1 59 96 7.11 1.105																		
Steve Reed, R (7.1)	0.1 H 3 2 0 0 0 0 0 0 0 0 0 0 0 5 9 0.00 6.000																		
Alan Embree, L (7.1)	1.0 H 4 0 0 0 1 1 0 0 0 0 0 0 0 10 17 0.00 1.000																		
Jeremy Fikac, R (8.1)	0.1 H 1 0 0 0 0 0 0 0 0 0 0 0 0 2 2 0.00 0.000																		
Trevor Hoffman, R (9.1)	1.0 S 3 0 0 0 1 0 0 0 0 0 0 0 0 10 13 0.00 0.000																		

Batter	1	2	3	4	5	6	7	8	9	AB	R	H	RBI	BB	SO	LOB	BOTTOM		
D'Angelo Jimenez, S (1.4)	FC6-4		G5-3	G4-3	F8		FC4-6			3	0	0	0	2	0	5	<b>Colorado Rockies @ San Diego Padres</b> Qualcomm Stadium, San Diego, CA Mon May 27 2002, 10:05 PM EDT Att: 15,666 - Sunny - 68 F		
Jeremy Fikac, R (8.1)	BB						BB			0	0	0	0	0	0	0			
Trevor Hoffman, R (9.1)										0	0	0	0	0	0	0			
Mark Kotsay, L (1.8)	1B		G6-3		2B		FC4-6			5	1	2	1	0	0	2			
Phil Nevin, R (1.5)	F9			F8	1B		K			5	2	2	0	0	1	4			
Ryan Klesko, L (1.3)	FC6-4			HR	1B				G4-3	5	2	2	2	0	0	3			
Ron Gant, R (1.7)	L8			1B	1B				F9	5	1	3	2	0	0	2			
Bubba Trammell, R (1.9)			K						G1-3	3	1	0	0	1	2	3			
Alan Embree, L (7.1)				1B						0	0	0	0	0	0	0			
Ramón Vázquez, L (8.4)				G3						1	0	0	0	0	0	0			
Deivi Cruz, R (1.6)				G3	1B				F9	3	0	1	0	1	0	2			
Wiki Gonzalez, R (1.2)			G5-4-3							3	1	2	1	1	0	1			
Brian Lawrence, R (1.1)				F8						2	0	0	2	1	0	2			
Steve Reed, R (7.1)					G3					0	0	0	0	0	0	0			
Trenidad Hubbard, R (7.9)										1	0	1	0	0	0	0			
<b>Inning Stats</b>	R: 0 E: 0 K: 0 S: 10	H: 1 LOB: 2 BB: 1 P: 20	R: 0 E: 0 K: 1 S: 7	H: 1 LOB: 0 BB: 0 P: 11	R: 0 E: 0 K: 0 S: 7	H: 0 LOB: 0 BB: 0 P: 10	R: 3 E: 0 K: 0 S: 18	H: 3 LOB: 2 BB: 2 P: 35	R: 3 E: 0 K: 0 S: 9	H: 4 LOB: 3 BB: 2 P: 19	R: 1 E: 0 K: 1 S: 13	H: 2 LOB: 1 BB: 0 P: 17	R: 1 E: 0 K: 1 S: 14	H: 2 LOB: 2 BB: 1 P: 24	R: 0 E: 0 K: 0 S: 9	H: 0 LOB: 0 BB: 0 P: 15	1B: 10 2B: 2 3B: 0 HR: 1	SF: 0 SAC: 0 DP: 1 HBP: 0	WP: 0 PA: 42 PB: 0 SB: 0 CS: 0
<b>PITCHER</b>	IP WLS BF H R ER SO BB IBB HBP BLK WP HR S P ERA WHIP																		
Mike Hampton, L (1.1)	4.2 L 27 6 6 6 1 1 0 0 0 0 0 0 1 49 91 11.57 3.000																		
Justin Speier, R (5.1)	1.1 6 2 1 1 1 0 0 0 0 0 0 0 15 21 6.75 1.500																		
Chris Nichting, R (7.1)	0.1 4 2 1 1 0 1 0 0 0 0 0 0 10 18 27.00 9.000																		
Kent Mercker, L (7.1)	1.2 5 0 0 0 1 0 0 0 0 0 0 0 13 21 0.00 0.000																		




Batter	1	2	3	4	5	6	7	8	9	10	11	12	AB	R	H	RBI	BB	SO	LOB			
Juan Pierre, L (1.8) OBP: 0.342, SLG: 0.336	F8		G4-3		G4-3			B5-3			F7		5	0	0	0	0	0	0			
Juan Uribe, R (1.6) OBP: 0.330, SLG: 0.369	E5 SF8		P4			G4-3		F3			K		5	1	0	0	0	1	0			
Larry Walker, L (1.9) OBP: 0.401, SLG: 0.571	SF8			1B 2B		K		G4-3					3	0	1	1	1	1	0			
17 Todd Helton, L (1.3) OBP: 0.422, SLG: 0.625	L9			K		F7					K		5	0	0	0	0	2	2			
Todd Zelle, R (1.5) OBP: 0.370, SLG: 0.491		G1-3					G5-3						5	0	1	0	0	0	0			
Todd Hollandsworth, L (1.7) OBP: 0.327, SLG: 0.482		K				K		G6-3					5	0	0	0	0	3	2			
Bobby Estalella, R (1.2) OBP: 0.414, SLG: 0.813		K			G1-3						F8		4	1	1	1	1	1	2			
Brent Butler, R (1.4) OBP: 0.407, SLG: 0.615				SF9 3B							L8		5	1	3	0	0	1	0			
John Thomson, R (1.1) OBP: 0.308, SLG: 0.100 Greg Norton, S (10.1PH) Jose Jimenez, R (10.1) Terry Shumpert, R (12.1PH) Dennys Reyes, R (12.1) Justin Speier, R (12.1)				SF9		F8		G1-3			K2-3		2	0	0	1	0	0	2			
<b>Inning Stats</b>	R: 1 E: 1 K: 0 S: 9	H: 0 LOB: 0 BB: 0 P: 12	R: 0 E: 0 K: 2 S: 8	H: 0 LOB: 0 BB: 0 P: 13	R: 1 E: 0 K: 0 S: 12	H: 1 LOB: 0 BB: 0 P: 19	R: 0 E: 0 K: 2 S: 13	H: 2 LOB: 2 BB: 0 P: 22	R: 0 E: 0 K: 1 S: 7	H: 0 LOB: 0 BB: 0 P: 11	R: 0 E: 0 K: 1 S: 8	H: 0 LOB: 0 BB: 0 P: 12	R: 0 E: 0 K: 2 S: 9	H: 0 LOB: 0 BB: 0 P: 12	R: 0 E: 0 K: 1 S: 9	H: 0 LOB: 1 BB: 1 P: 19	R: 1 E: 0 K: 0 S: 11	H: 2 LOB: 1 BB: 0 P: 18	1B: 2 2B: 1 3B: 2 HR: 1	SF: 2 SAC: 0 DP: 0 HBP: 0	WP: 0 PB: 0 SB: 0 CS: 0	PA: 45
<b>PITCHER</b>	IP WLS BF H R ER SO BB IBB HBP BLK WP HR S P ERA WHIP	<b>PITCHER</b>												IP WLS BF H R ER SO BB IBB HBP BLK WP HR S P ERA WHIP								
Brett Tomko, R (1.1) ERA: 3.42	3.0	30	4	2	1	6	1	0	0	0	0	0	0	0	0	9	12	0.00	0.000			
Alan Embree, L (9.1) ERA: 1.96	1.0	3	0	0	0	2	0	0	0	0	0	0	0	0	0	6	9	0.00	0.000			
Trevor Hoffman, R (10.1) ERA: 1.42	1.0	3	0	0	0	1	0	0	0	0	0	0	0	0	1	17	32	5.40	1.800			
Jeremy Fikac, R (11.1) ERA: 3.67	1.2	L	8	2	1	1	1	0	0	0	0	0	0	0	0	3	5	0.00	0.000			
Jason Boyd, R (12.1) ERA: 6.52	0.1	1	0	0	0	0	0	0	0	0	0	0	0	0	0	0	0	0.00	0.000			

**TOP**

Colorado Rockies @ San Diego Padres  
Qualcomm Stadium, San Diego, CA

Tue May 28 2002, 10:05 PM EDT  
Alt. 13,998 - Cloudy - 68 F

AB 41  
R 3  
H 6  
RBI 3  
BB 2  
SO 10  
LOB 9



Batter	1	2	3	4	5	6	7	8	9	10	11	12	AB	R	H	RBI	BB	SO	LOB									
Mark Kotsay, L (1.8) OBP: 0.373, SLG: 0.432	G3		F7		F8			F7			B1-3		6	0	1	0	0	0	3									
Ramón Vázquez, L (1.4) OBP: 0.276, SLG: 0.237	G4-3		F8			2B 1B		G3			G4-3		6	0	2	0	0	0	2									
Ryan Klecko, L (1.3) OBP: 0.431, SLG: 0.591	G6-3			2B							G6-3		5	0	2	0	1	0	0									
Phil Nevin, R (1.5) OBP: 0.346, SLG: 0.451		K						F3			F8		6	0	0	0	0	3	5									
Ray Lankford, L (1.7) OBP: 0.350, SLG: 0.311		G5-3						F5					5	0	1	0	0	1	3									
Ron Gant, R (12.1PH) OBP: 0.327, SLG: 0.444													0	0	0	0	1	0	0									
Mark Sweeney, L (1.9) OBP: 0.280, SLG: 0.348													5	0	1	0	0	0	4									
Jeremy Fikac, R (11.1) ERA: 1.88													0	0	0	0	0	0	0									
Jason Boyd, R (12.1) ERA: 6.52													0	0	0	0	0	0	0									
Wiki Gonzalez, R (12.1PH) OBP: 0.324, SLG: 0.200													0	0	0	0	0	1	0									
Trevor Hubbard, R (12.1PH) OBP: 0.287, SLG: 0.293													0	0	0	0	0	0	0									
Delvi Cruz, R (1.6) OBP: 0.285, SLG: 0.408		L9						P6			F9		6	1	1	0	0	1	4									
Tom Lampkin, L (1.2) OBP: 0.305, SLG: 0.347													3	1	3	2	2	0	0									
Brett Tomko, R (1.1) ERA: 3.86													3	0	1	0	0	1	2									
Sean Burroughs, L (8.1PH) OBP: 0.281, SLG: 0.282													1	0	0	0	0	1	2									
Alan Embree, L (9.1) ERA: 1.96													0	0	0	0	0	0	0									
Trevor Hoffman, R (10.1) ERA: 1.42													0	0	0	0	0	0	0									
Bubba Trammell, R (11.9) OBP: 0.319, SLG: 0.339													1	0	0	0	0	1	1									
<b>Inning Stats</b>	R: 0 E: 0 K: 0 S: 8	H: 0 LOB: 0 BB: 0 P: 11	R: 0 E: 0 K: 1 S: 11	H: 1 LOB: 1 BB: 0 P: 16	R: 0 E: 0 K: 0 S: 11	H: 0 LOB: 1 BB: 1 P: 12	R: 0 E: 0 K: 1 S: 13	H: 1 LOB: 1 BB: 0 P: 14	R: 0 E: 0 K: 1 S: 13	H: 1 LOB: 1 BB: 0 P: 19	R: 0 E: 0 K: 0 S: 13	H: 2 LOB: 2 BB: 0 P: 18	R: 2 E: 0 K: 0 S: 13	H: 3 LOB: 2 BB: 1 P: 24	R: 0 E: 0 K: 1 S: 11	H: 1 LOB: 2 BB: 1 P: 19	R: 0 E: 0 K: 2 S: 7	H: 0 LOB: 0 BB: 0 P: 10	R: 0 E: 0 K: 2 S: 7	H: 0 LOB: 0 BB: 0 P: 12	R: 0 E: 0 K: 2 S: 10	H: 3 LOB: 2 BB: 0 P: 16	R: 0 E: 0 K: 0 S: 6	H: 0 LOB: 2 BB: 2 P: 15	1B: 8 2B: 3 3B: 0 HR: 1	SF: 0 SAC: 0 DP: 0 HBP: 0	WP: 1 PB: 0 SB: 1 CS: 0	PA: 52
<b>PITCHER</b>	IP WLS BF H R ER SO BB IBB HBP BLK WP HR S P ERA WHIP	<b>PITCHER</b>												IP WLS BF H R ER SO BB IBB HBP BLK WP HR S P ERA WHIP														
John Thomson, R (1.1) ERA: 3.86	7.0	31	8	2	2	3	1	1	0	0	0	0	0	0	1	78	114	2.57	1.286									
Todd Jones, R (8.1) ERA: 1.88	2.0	8	1	0	0	1	0	0	0	0	0	0	0	0	0	18	29	0.00	0.500									
Jose Jimenez, R (10.1) ERA: 1.88	2.0	W	8	3	0	0	4	0	0	0	0	0	0	0	17	28	0.00	1.500										
Dennys Reyes, L (12.1) ERA: 4.22	0.2	H	4	0	0	0	0	2	0	0	0	0	1	0	5	14	0.00	3.000										
Justin Speier, R (12.1) ERA: 1.8	0.1	S	1	0	0	0	0	0	0	0	0	0	0	0	1	1	0.00	0.000										

**BOTTOM**


Colorado Rockies @ San Diego Padres  
Qualcomm Stadium, San Diego, CA


Tue May 28 2002, 10:05 PM EDT  
Alt. 13,998 - Cloudy - 68 F

AB 47  
R 2  
H 12  
RBI 2  
BB 5  
SO 8  
LOB 26





Batter	1	2	3	4	5	6	7	8	9	AB	R	H	RBI	BB	SO	LOB	TOP																
Juan Pierre, L (1, 8) OBP: 0.335, SLG: 0.329	0-2 P5	2-1 FC4-6		1-3 K		0-0 F8			0-2 G3	5	0	0	0	0	1	2	<b>Colorado Rockies @ San Diego Padres</b> Qualcomm Stadium, San Diego, CA Wed May 29 2002, 10:05 PM EDT Att: 13,421 - Sunny - 70 F  <b>AB 32</b> <b>R 3</b> <b>H 9</b> <b>RBI 2</b> <b>BB 5</b> <b>SO 6</b> <b>LOB 14</b>  																
Juan Uribe, R (1, 6) OBP: 0.336, SLG: 0.372	1-2 17 S BB		2-2 17 1B BB	4-2 FC4-6 BB		0-0 G5-3			2-2 F7	4	1	2	0	1	0	1																	
Larry Walker, L (1, 9) Mark Little, R (9, PH) OBP: 0.245, SLG: 0.256	4-2 17 BB		4-1 SF8 17 1B	2-1 FC4-6			0-3 K		0-3 K	2	1	0	0	2	1	1																	
17 Todd Helton, L (1, 3) OBP: 0.423, SLG: 0.620	4-1 G5-4-3		0-0 1B		2-1 G3				0-3 F3	3	0	1	0	1	0	0																	
Todd Zeile, R (1, 5) Chris Nichting, R (7, 1) OBP: 0.500, SLG: 0.500	1-2 G5-4-3		2-1 SF8		1-3 K				1-2 1B	3	0	1	1	0	1	3																	
Todd Hollandsworth, L (1, 7) OBP: 0.336, SLG: 0.463		1-0 E	2-3 3-H	4-1 BB					0-0 G4-3	3	1	2	1	1	0	1																	
Brent Butler, R (1, 4) OBP: 0.387, SLG: 0.567		2-1 G5-3	0-3 K	1-1 F8					3-2 G4-6-3 1B	4	0	1	0	0	1	3																	
Gary Bennett, R (1, 2) OBP: 0.304, SLG: 0.312		0-0 F9	1-1 G6-3			1-2 SH1-4 1B			1-1 G4-6-3	4	0	1	0	0	0	3																	
Denny Stark, R (1, 1) 40 Brian Fuentes, L (6, 1) Terry Shumpert, R (7, 4) OBP: 0.307, SLG: 0.427		2-2 FC4-6 1B		1-3 K		0-1 SH1-4			1-1 G6-3	2	0	1	0	0	1	0																	
										0	0	0	0	0	0	0																	
										1	0	0	0	0	0	0																	
<b>Inning Stats</b>	R: 0 E: 0 K: 0 S: 13	H: 1 LOB: 2 BB: 2 P: 23	R: 1 E: 1 K: 0 S: 9	H: 2 LOB: 1 BB: 0 P: 16	R: 2 E: 0 K: 1 S: 13	H: 3 LOB: 2 BB: 1 P: 22	R: 0 E: 0 K: 2 S: 10	H: 0 LOB: 1 BB: 1 P: 18	R: 0 E: 0 K: 1 S: 8	H: 0 LOB: 1 BB: 0 P: 16	R: 0 E: 0 K: 0 S: 8	H: 1 LOB: 1 BB: 0 P: 9	R: 0 E: 0 K: 1 S: 8	H: 1 LOB: 1 BB: 0 P: 9	R: 0 E: 0 K: 0 S: 8	H: 1 LOB: 0 BB: 0 P: 13	R: 0 E: 0 K: 1 S: 11	H: 0 LOB: 0 BB: 0 P: 13	1B: 8 2B: 1 3B: 0 HR: 0	SF: 1 SAC: 1 DP: 2 HBP: 0	WP: 0 PB: 0 SB: 1 CS: 0	PA: 39											
<b>PITCHER</b>	IP WLS BF H R ER SO BB IBB HBP BLK WP HR S P ERA WHIP																																
Brian Tollberg, R (1, 1) ERA: 6.13	2.0	13	5	3	3	0	3	0	0	0	0	0	0	27	50	13.50	4.000																
Jason Middlebrook, R (3, 1) ERA: 3.98	7.0	W	26	4	0	0	6	2	0	0	0	0	0	61	89	0.00	0.857																

Batter	1	2	3	4	5	6	7	8	9	AB	R	H	RBI	BB	SO	LOB	BOTTOM																
Mark Kotsay, L (1, 8) OBP: 0.383, SLG: 0.453	4-1 BB BB	0-1 HR	0-0 F8			4-0 BB BB		1-1 2B 1B		3	4	2	3	2	0	1	<b>Colorado Rockies @ San Diego Padres</b> Qualcomm Stadium, San Diego, CA Wed May 29 2002, 10:05 PM EDT Att: 13,421 - Sunny - 70 F  <b>AB 33</b> <b>R 11</b> <b>H 10</b> <b>RBI 11</b> <b>BB 7</b> <b>SO 7</b> <b>LOB 16</b>  																
Ramón Vázquez, L (1, 4) OBP: 0.273, SLG: 0.227	0-1 F7	0-0 G6-3		1-3 K		4-2 1B BB		1-3 K		4	0	0	0	1	2	3																	
Ryan Klesko, L (1, 3) OBP: 0.435, SLG: 0.593	4-0 BB BB	4-1 FC6-4 BB		0-1 G4-3		3-3 K		1-1 1B 2B		3	1	1	1	2	1	3																	
Phil Nevin, R (1, 5) D'Angelo Jimenez, S (7, 4) OBP: 0.352, SLG: 0.449 OBP: 0.311, SLG: 0.313	4-2 BB	0-0 FC6-4		1-2 G4-3		1-1 1B		0-0 1B		3	0	1	2	1	0	1																	
Ray Lankford, L (1, 7) OBP: 0.344, SLG: 0.299	4-2 G6-4-3		1-1 E6 3B		1-3 K	0-2 F7		2-3 K		4	1	0	1	1	2	3																	
Bubba Trammell, R (1, 9) OBP: 0.308, SLG: 0.325	3-1 G6-4-3		1-1 F8		1-2 G6-3		0-3 K	0-0 G5-3		5	0	0	0	0	1	5																	
Deivi Cruz, R (1, 6) OBP: 0.284, SLG: 0.416		1-2 E4 SH2-4 1B HR	0-1 1B 3B		0-0 G5-3		2-3 K			4	2	1	1	0	1	0																	
Wiki Gonzalez, R (1, 2) OBP: 0.342, SLG: 0.324		0-0 SH2-4 HR 1B	3-2 SH3-4 1B		1-0 F8	1-2 L4				4	1	2	1	0	0	0																	
Brian Tollberg, R (1, 1) Jason Middlebrook, R (3, 1) OBP: 0.238, SLG: 0.211 OBP: 0.500, SLG: 0.500		1-0 SH2-4	0-0 SH3-4		1-0 BB BB 1B			0-0 1B 2B		0	0	0	0	0	0	0																	
										2	2	2	0	0	0	0																	
<b>Inning Stats</b>	R: 1 E: 0 K: 0 S: 11	H: 0 LOB: 2 BB: 4 P: 30	R: 3 E: 1 K: 0 S: 10	H: 2 LOB: 1 BB: 1 P: 16	R: 2 E: 1 K: 0 S: 14	H: 2 LOB: 1 BB: 0 P: 19	R: 0 E: 0 K: 1 S: 8	H: 0 LOB: 0 BB: 0 P: 10	R: 0 E: 0 K: 1 S: 7	H: 0 LOB: 0 BB: 0 P: 9	R: 2 E: 0 K: 1 S: 13	H: 2 LOB: 2 BB: 2 P: 27	R: 0 E: 0 K: 2 S: 11	H: 0 LOB: 0 BB: 0 P: 14	R: 3 E: 0 K: 2 S: 15	H: 4 LOB: 1 BB: 0 P: 20	1B: 7 2B: 1 3B: 1 HR: 1	SF: 0 SAC: 2 DP: 1 HBP: 0	WP: 0 PB: 0 SB: 0 CS: 0	PA: 42													
<b>PITCHER</b>	IP WLS BF H R ER SO BB IBB HBP BLK WP HR S P ERA WHIP																																
Denny Stark, R (1, 1) ERA: 3.47	5.1	L	29	5	8	6	2	7	0	0	0	0	0	55	99	10.12	2.250																
40 Brian Fuentes, L (6, 1) ERA: 3.27	0.2		3	1	0	0	1	0	0	0	0	0	0	8	12	0.00	1.500																
Chris Nichting, R (7, 1) ERA: 3.27	2.0		10	4	3	3	4	0	0	0	0	0	0	26	34	13.50	2.000																



Batter	1	2	3	4	5	6	7	8	9	AB	R	H	RBI	BB	SO	LOB	TOP			
Juan Pierre, L (1,8) OBP: 0.332, SLG: 0.326	0-0 CS 1B	0-0 B1-3			0-0 G6-3		0-1 L8		1-3 K	5	0	1	0	0	1	2	<b>Colorado Rockies @ San Diego Padres</b> Qualcomm Stadium, San Diego, CA Thu May 30 2002, 5:05 PM EDT Att: 18,755 - Cloudy - 75 F			
Juan Uribe, R (1,6) OBP: 0.339, SLG: 0.374	3-2 17 1B BB HR	1-1 PO 1B			2-2 G5-3		1-3 K			4	1	2	0	0	1	0				
Larry Walker, L (1,9) OBP: 0.400, SLG: 0.554	4-1 17 1B HR BB	0-2 PO 1B	0-3 K		2-1 F8			0-0 F2		3	1	0	0	1	1	0				
17 Todd Helton, L (1,3) OBP: 0.429, SLG: 0.626	1-2 HR 1B		4-0 BB		1-2 1B 2B			0-1 F8		3	1	2	0	1	0	0				
Greg Norton, S (1,5) OBP: 0.273, SLG: 0.433 Kent Mercker, L (8,1) Todd Jones, L (8,1) Jose Jimenez, R (9,1)	0-0 HR		2-2 F5		3-1 F2			2-3 K		4	1	1	4	0	1	2				
Todd Hollandsworth, L (1,7) OBP: 0.335, SLG: 0.486	1-0 L4		2-2 F9		0-0 2B 1B			2-1 G3-1		4	0	1	0	0	0	1				
Bobby Estalella, R (1,2) OBP: 0.403, SLG: 0.765	2-2 E5			1-0 G6-3		0-0 F5		4-2 WP BB BB		3	0	0	0	1	0	2				
Jose Ortiz, R (1,4) OBP: 0.301, SLG: 0.300 Justin Speier, R (6,1) Brent Butler, R (8,5) OBP: 0.406, SLG: 0.567	0-3 HR		3-2 P4		0-2 F9			4-0 WP BB		3	0	0	0	0	1	3				
Denny Neagle, L (1,1) OBP: 0.364, SLG: 0.500 Terry Shumpert, R (6,4) OBP: 0.300, SLG: 0.417		1-3 K		0-0 G3-1		0-2 F8		3-3 K		2	0	0	0	0	1	0				
								1-2 2-3		2	0	0	0	0	1	2				
<b>Inning Stats</b>	R: 4 E: 1 K: 1 S: 17	H: 4 LOB: 1 BB: 1 P: 28	R: 0 E: 0 K: 1 S: 9	H: 1 LOB: 0 BB: 0 P: 11	R: 0 E: 0 K: 1 S: 10	H: 0 LOB: 1 BB: 1 P: 18	R: 0 E: 0 K: 0 S: 5	H: 0 LOB: 0 BB: 0 P: 9	R: 0 E: 0 K: 0 S: 6	H: 2 LOB: 2 BB: 0 P: 10	R: 0 E: 0 K: 1 S: 9	H: 0 LOB: 0 BB: 0 P: 10	R: 0 E: 0 K: 1 S: 6	H: 0 LOB: 0 BB: 0 P: 8	R: 0 E: 0 K: 2 S: 11	H: 0 LOB: 2 BB: 2 P: 25	1B: 5 2B: 1 3B: 0 HR: 1	SF: 0 SAC: 0 DP: 0 HBP: 0	WP: 1 PA: 38 PB: 0 SB: 0 CS: 1	
<b>PITCHER</b>	IP WLS BF H R ER SO BB IBB HBP BLK WP HR S P ERA WHIP																			
Bobby Jones, R (1,1) ERA: 5.64	7.0	L	29	7	4	4	4	2	0	0	0	0	0	0	1	67	101	5.14	1.286	
Kevin Pickford, L (8,1) ERA: 2.25	1.1		6	0	0	0	1	2	0	0	0	0	0	0	11	23	0.00	1.500		
Jason Boyd, R (9,1) ERA: 6.75	0.2		2	0	0	0	2	0	0	0	0	1	0	6	10	0.00	0.000			

Batter	1	2	3	4	5	6	7	8	9	AB	R	H	RBI	BB	SO	LOB	BOTTOM				
Trenidad Hubbard, R (1,5) OBP: 0.290, SLG: 0.274	4-2 S BB		0-1 G5-3		0-1 G4-3		1-1 F9		0-0 G1-3	4	0	0	0	1	0	1	<b>Colorado Rockies @ San Diego Padres</b> Qualcomm Stadium, San Diego, CA Thu May 30 2002, 5:05 PM EDT Att: 18,755 - Cloudy - 75 F				
Mark Kotsay, L (1,8) OBP: 0.385, SLG: 0.459	2-3 K		1-2 F8		4-0 BB			3-2 E SF8 2B	0-1 E DI 1B	4	1	2	0	1	1	1					
Deivi Cruz, R (1,6) OBP: 0.287, SLG: 0.412	2-1 G5-3		4-1 BB		1-3 K			1-2 E6 BB 1B	1-1 E6	4	0	1	0	1	1	3					
Ryan Klesko, L (1,3) OBP: 0.429, SLG: 0.578	2-3 L9		3-3 K		0-2 F8			4-0 BB	0-0 G6-3	4	0	0	0	1	1	5					
Ron Gant, R (1,7) OBP: 0.304, SLG: 0.417		1-2 F5		3-3 K		0-1 G6-3		2-2 SF8		3	0	0	1	0	1	0					
Bubba Trammell, R (1,9) OBP: 0.307, SLG: 0.318		4-2 1B BB		1-2 G3-1		2-3 K		3-H 3-2 F8		3	0	0	0	1	1	2					
Wiki Gonzalez, R (1,2) OBP: 0.333, SLG: 0.297		1-1 P6		4-2 1B BB		2-2 G6-3		2-3 K		3	0	0	0	1	1	3					
D'Angelo Jimenez, S (1,4) OBP: 0.319, SLG: 0.327		2-2 1B		1-2 1B			2-3 K		3-2 1B E 2B	4	1	3	0	0	1	0					
Bobby Jones, R (1,1) OBP: 0.067, SLG: 0.067 Mark Sweeney, L (7, PH) OBP: 0.275, SLG: 0.340 Kevin Pickford, L (8,1) Jason Boyd, R (9,1) Ray Lankford, L (9, PH) OBP: 0.341, SLG: 0.296		1-3 K		0-3 K			1-1 G3		2-2 F7	2	0	0	0	0	2	4					
										1	0	0	0	0	0	0					
										0	0	0	0	0	0	0					
										0	0	0	0	0	0	0					
										1	0	0	0	0	0	1					
<b>Inning Stats</b>	R: 0 E: 0 K: 1 S: 10	H: 0 LOB: 1 BB: 1 P: 18	R: 0 E: 0 K: 1 S: 19	H: 1 LOB: 2 BB: 1 P: 28	R: 0 E: 0 K: 1 S: 11	H: 0 LOB: 1 BB: 1 P: 19	R: 0 E: 0 K: 2 S: 19	H: 1 LOB: 2 BB: 1 P: 28	R: 0 E: 0 K: 1 S: 8	H: 0 LOB: 0 BB: 0 P: 13	R: 0 E: 0 K: 1 S: 8	H: 0 LOB: 0 BB: 0 P: 12	R: 0 E: 0 K: 1 S: 7	H: 0 LOB: 0 BB: 0 P: 11	R: 1 E: 1 K: 1 S: 18	H: 2 LOB: 2 BB: 1 P: 33	R: 1 E: 1 K: 0 S: 12	H: 2 LOB: 2 BB: 0 P: 18	1B: 4 2B: 2 3B: 0 HR: 0	SF: 1 SAC: 0 DP: 0 HBP: 0	WP: 0 PA: 40 PB: 0 SB: 2 CS: 0
<b>PITCHER</b>	IP WLS BF H R ER SO BB IBB HBP BLK WP HR S P ERA WHIP																				
Denny Neagle, L (1,1) ERA: 3.96	5.0	W	22	2	0	0	6	5	0	0	0	0	0	0	0	0	0.00	1.400			
Justin Speier, R (6,1) ERA: 1.5	2.0		6	0	0	0	2	0	0	0	0	0	0	15	23	0.00	0.000				
Kent Mercker, L (8,1) ERA: 3.18	0.0		3	2	1	1	0	1	0	0	0	0	0	6	14	∞	∞				
Todd Jones, R (8,1) ERA: 1.82	1.0	H	3	0	0	0	1	0	0	0	0	0	0	12	19	0.00	0.000				
Jose Jimenez, R (9,1) ERA: 2.36	1.0	S	6	2	1	0	0	0	0	0	0	0	0	12	18	0.00	2.000				

AB	33
R	4
H	7
RBI	4
BB	4
SO	7
LOB	12









Batter	1	2	3	4	5	6	7	8	9	AB	R	H	RBI	BB	SO	LOB	TOP								
Alex Sanchez, L (1, 8) OBP: 0.397, SLG: 0.347										4	2	1	0	1	2	1	<b>Milwaukee Brewers @ San Diego Padres</b> Qualcomm Stadium, San Diego, CA Sat Jun 01 2002, 10:05 PM EDT Att: 35,944 - Cloudy - 68 F								
Eric Young Sr., R (1, 4) OBP: 0.315, SLG: 0.296										3	1	3	0	0	0	0									
Jeffrey Hammonds, R (1, 9) OBP: 0.383, SLG: 0.476										4	0	2	1	0	0	2									
Richie Sexson, R (1, 3) OBP: 0.339, SLG: 0.548										3	0	0	1	1	0	3									
Geoff Jenkins, L (1, 7) OBP: 0.317, SLG: 0.423										4	0	1	1	0	3	2									
Tyler Houston, L (1, 5) OBP: 0.314, SLG: 0.431										3	0	1	0	0	1	2									
Ronnie Belliard, R (9, PH) OBP: 0.331, SLG: 0.346										1	1	1	0	0	0	0									
José Hernández, R (1, 6) OBP: 0.372, SLG: 0.531										4	0	1	0	0	2	1									
Marcus Jensen, S (1, 2) OBP: 0.250, SLG: 0.294										3	0	0	0	0	2	1									
Luis Lopez, S (9, PH)										1	0	0	0	0	0	2									
Paul Bako, L (9, 2) OBP: 0.326, SLG: 0.313										0	0	0	0	0	0	0									
15 Ben Sheets, R (1, 1) OBP: 0.125, SLG: 0.160										2	0	0	0	0	2	1									
Lenny Harris, L (7, PH) OBP: 0.229, SLG: 0.227										1	0	0	0	0	0	0									
Ray King, L (7, 1)										0	0	0	0	0	0	0									
Luis Vizcaino, R (8, 1)										0	0	0	0	0	0	0									
Mark Loretta, R (9, PH) OBP: 0.278, SLG: 0.222										0	0	0	1	0	0	0									
Mike DeJean, R (9, 1)										0	0	0	0	0	0	0									
<b>Inning Stats</b>	R: 1 E: 0 K: 1 S: 10	H: 2 LOB: 1 BB: 1 P: 18	R: 0 E: 0 K: 2 S: 9	H: 1 LOB: 1 BB: 0 P: 12	R: 1 E: 0 K: 1 S: 12	H: 2 LOB: 2 BB: 1 P: 18	R: 0 E: 0 K: 3 S: 9	H: 0 LOB: 0 BB: 0 P: 10	R: 0 E: 0 K: 0 S: 5	H: 1 LOB: 0 BB: 0 P: 5	R: 0 E: 0 K: 1 S: 8	H: 0 LOB: 0 BB: 0 P: 10	R: 0 E: 0 K: 1 S: 5	H: 0 LOB: 0 BB: 0 P: 7	R: 1 E: 0 K: 2 S: 14	H: 2 LOB: 1 BB: 0 P: 23	R: 1 E: 1 K: 1 S: 18	H: 2 LOB: 1 BB: 0 P: 24	1B: 8 2B: 2 3B: 0 HR: 0	SF: 0 SAC: 2 DP: 2 HBP: 0	WP: 0 PB: 0 SB: 1 CS: 1	PA: 37			
<b>PITCHER</b>	IP	WLS	BF	H	R	ER	SO	BB	IBB	HBP	BLK	WP	HR	S	P	ERA	WHIP								
Brian Lawrence, R (1, 1) ERA: 3.54	7.1		29	7	3	3	10	2	0	0	0	0	0	65	90	3.68	1.227								
Steve Reed, R (8, 1) ERA: 1.91	0.1	B	2	1	0	0	0	0	0	0	0	0	0	3	6	0.00	3.000								
Alan Embree, L (8, 1) ERA: 1.93	0.1	L	2	1	1	0	1	0	0	0	0	0	0	9	14	0.00	3.000								
Trevor Hoffman, R (9, 1) ERA: 1.35	1.0		4	1	0	0	1	0	0	0	0	0	0	13	17	0.00	1.000								

Batter	1	2	3	4	5	6	7	8	9	AB	R	H	RBI	BB	SO	LOB	BOTTOM								
Mark Kotsay, L (1, 8) OBP: 0.397, SLG: 0.471										5	1	3	0	0	0	0	<b>Milwaukee Brewers @ San Diego Padres</b> Qualcomm Stadium, San Diego, CA Sat Jun 01 2002, 10:05 PM EDT Att: 35,944 - Cloudy - 68 F								
Trenidad Hubbard, R (1, 9) OBP: 0.270, SLG: 0.254										4	0	0	0	0	1	3									
Ryan Klesko, L (1, 3) OBP: 0.439, SLG: 0.594										2	1	0	0	2	1	0									
Ron Gant, R (1, 7) OBP: 0.311, SLG: 0.404										3	0	1	1	1	0	1									
Deivi Cruz, R (1, 6) OBP: 0.298, SLG: 0.415										4	0	2	0	0	1	3									
D'Angelo Jimenez, S (1, 5) OBP: 0.321, SLG: 0.329										4	1	2	1	0	0	3									
Ramón Vázquez, L (1, 4) OBP: 0.271, SLG: 0.240										3	0	1	1	1	1	3									
Wiki Gonzalez, R (1, 2) OBP: 0.333, SLG: 0.282										2	0	0	0	1	0	2									
Tom Lampkin, L (9, PH) OBP: 0.301, SLG: 0.340										1	0	0	0	0	0	0									
Brian Lawrence, R (1, 1) OBP: 0.294, SLG: 0.241										3	0	0	0	0	1	4									
Steve Reed, R (8, 1)										0	0	0	0	0	0	0									
Alan Embree, L (8, 1)										0	0	0	0	0	0	0									
Ray Lankford, L (9, 7) OBP: 0.336, SLG: 0.286										1	0	0	0	0	1	0									
Trevor Hoffman, R (9, 1)										0	0	0	0	0	0	0									
<b>Inning Stats</b>	R: 0 E: 0 K: 1 S: 6	H: 0 LOB: 0 BB: 0 P: 8	R: 1 E: 0 K: 1 S: 16	H: 2 LOB: 1 BB: 1 P: 28	R: 0 E: 0 K: 0 S: 6	H: 1 LOB: 0 BB: 0 P: 11	R: 1 E: 1 K: 2 S: 12	H: 2 LOB: 2 BB: 2 P: 21	R: 1 E: 1 K: 1 S: 12	H: 2 LOB: 2 BB: 1 P: 21	R: 0 E: 0 K: 0 S: 7	H: 0 LOB: 0 BB: 1 P: 14	R: 0 E: 0 K: 0 S: 6	H: 1 LOB: 0 BB: 0 P: 8	R: 0 E: 0 K: 0 S: 10	H: 1 LOB: 1 BB: 0 P: 14		R: 0 E: 0 K: 1 S: 6	H: 0 LOB: 0 BB: 0 P: 11	1B: 8 2B: 0 3B: 1 HR: 0	SF: 0 SAC: 0 DP: 2 HBP: 0	WP: 0 PB: 0 SB: 1 CS: 2	PA: 37		
<b>PITCHER</b>	IP	WLS	BF	H	R	ER	SO	BB	IBB	HBP	BLK	WP	HR	S	P	ERA	WHIP								
15 Ben Sheets, R (1, 1) ERA: 3.8	6.0		27	7	3	3	5	3	2	0	0	0	0	59	103	4.50	1.667								
Ray King, L (7, 1) ERA: 4.19	1.0		3	1	0	0	0	0	0	0	0	0	0	6	8	0.00	1.000								
Luis Vizcaino, R (8, 1) ERA: 2.73	1.0	W	4	1	0	0	0	0	0	0	0	0	0	10	14	0.00	1.000								
Mike DeJean, R (9, 1) ERA: 2.73	1.0	S	3	0	0	0	1	0	0	0	0	0	0	6	11	0.00	0.000								













Batter	1	2	3	4	5	6	7	8	9	AB	R	H	RBI	BB	SO	LOB	TOP					
Shawon Dunston, R OBP: 0.143, SLG: 0.220	2-1 P4	0-1 F8			0-1 F7			0-0 BB FC1-5 1-2 9-2-6-1 1B		4	0	1	0	0	0	0						
Rich Aurilia, R OBP: 0.297, SLG: 0.432	2-2 HR		1-2		0-1 F8			1-1 FC1-5 1-2 2-3f BB		4	1	2	0	0	0	2						
Barry Bonds, L OBP: 0.560, SLG: 0.808	4-2 HR		0-0		F7			4-0 BB		2	1	0	0	2	0	1						
Jeff Kent, R OBP: 0.330, SLG: 0.451	1-1 HR		1-2		F3			0-1 F9-2-6-1 3H		4	1	1	3	0	0	4						
Benito Santiago, R OBP: 0.344, SLG: 0.517	0-0		0-1		G6-3				2-2 G6-3		4	0	1	0	0	0						
J.T. Snow, L OBP: 0.322, SLG: 0.309	1-3 K				0-0 F7				2-1 L9		4	0	0	0	0	1						
David Bell, R OBP: 0.314, SLG: 0.419	0-2 F9		2-3		K				0-0 G5-3		4	0	0	0	0	1						
Tsuyoshi Shinjo, R OBP: 0.298, SLG: 0.354			0-0		L6					3	0	0	0	0	1	0						
Kirk Rueter, L OBP: 0.192, SLG: 0.167	1-1 F7									2	0	0	0	0	0	0						
Tim Worrell, R										0	0	0	0	0	0	0						
Tom Goodwin, L OBP: 0.345, SLG: 0.269										1	0	1	0	0	0	0						
Felix Rodriguez, R										0	0	0	0	0	0	0						
Robb Nen, R										0	0	0	0	0	0	0						
<b>Inning Stats</b>	R: 3 E: 0 K: 1 S: 18	H: 3 LOB: 1 BB: 1 P: 28	R: 0 E: 0 K: 0 S: 5	H: 0 LOB: 0 BB: 0 P: 6	R: 0 E: 0 K: 0 S: 11	H: 1 LOB: 1 BB: 0 P: 13	R: 0 E: 0 K: 2 S: 7	H: 0 LOB: 0 BB: 0 P: 12	R: 0 E: 0 K: 0 S: 5	H: 0 LOB: 0 BB: 0 P: 5	R: 0 E: 0 K: 0 S: 3	H: 0 LOB: 0 BB: 0 P: 7	R: 0 E: 0 K: 0 S: 7	H: 0 LOB: 0 BB: 0 P: 12	R: 0 E: 0 K: 0 S: 8	H: 2 LOB: 2 BB: 1 P: 16	R: 0 E: 0 K: 0 S: 7	H: 0 LOB: 0 BB: 0 P: 11	1B: 3 2B: 3 3B: 0 HR: 1	SF: 0 SAC: 0 DP: 1 HBP: 0	WP: 0 PB: 0 SB: 0 CS: 0	PA: 34
<b>PITCHER</b>	IP WLS BF H R ER SO BB IBB HBP BLK WP HR S P ERA WHIP																					
Bobby Jones, R ERA: 5.4	(1, 1) 7.0 L 26 4 3 3 3 1 0 0 0 0 0 1 56 83 3.86 0.714																					
Steve Reed, R ERA: 1.9	(8, 1) 1.1 6 2 0 0 0 1 0 0 0 0 0 0 12 22 0.00 2.250																					
Jason Pearson, L ERA:	(9, 1) 0.2 2 0 0 0 0 0 0 0 0 0 0 0 3 5 0.00 0.000																					

San Francisco Giants @ San Diego Padres  
Qualcomm Stadium, San Diego, CA  
Tue Jun 04 2002, 10:05 PM EDT  
Att: 23,567 - Sunny - 68 F

AB 32  
R 3  
H 6  
RBI 3  
BB 2  
SO 3  
LOB 10



Batter	1	2	3	4	5	6	7	8	9	AB	R	H	RBI	BB	SO	LOB	BOTTOM					
Mark Kotsay, L OBP: 0.395, SLG: 0.475	3-2 2B	G1-3			2-1 1B				0-3 K	5	0	2	0	0	2	3						
D'Angelo Jimenez, S OBP: 0.320, SLG: 0.329	1-2 2B		1-0		G4-3			2-1 F7		4	0	1	0	0	0	2						
Ryan Klesko, L OBP: 0.442, SLG: 0.584	4-1 BB		0-0		F8			0-1 F8		2	0	0	0	2	0	0						
Ron Gant, R OBP: 0.314, SLG: 0.373	1-2 F9		0-0		F8			4-2 F9 1B 1B BB		3	1	0	0	1	1	4						
Deivi Cruz, R OBP: 0.301, SLG: 0.407	2-1 F8		2-0		G5-3			0-0 1B 1-2 1B		4	0	1	0	0	0	2						
Wiki Gonzalez, R OBP: 0.296, SLG: 0.239		2-2 G6-3		1-1	F9			1-0 F9		4	0	0	0	0	0	2						
Bubba Trammell, R OBP: 0.303, SLG: 0.308		3-2 FC4-6 1B		3-1	G6-3			0-0 1-2 3H 1B		4	0	2	1	0	0	0						
Julius Matos, R OBP: 0.429, SLG: 0.429		1-0 FC4-6 1B		0-0				0-0 B1-6-4 1B		3	0	1	0	0	0	3						
Mark Sweeney, L OBP: 0.246, SLG: 0.302								0-0 F9		1	0	0	0	0	1	0						
Bobby Jones, R OBP: 0.118, SLG: 0.118		2-2		1-1	B1-6-4 1B					2	0	1	0	0	0	1						
Trenidad Hubbard, R OBP: 0.273, SLG: 0.257										1	0	1	0	0	0	0						
Steve Reed, R										0	0	0	0	0	0	0						
Jason Pearson, L										0	0	0	0	0	0	0						
Ray Lanford, L OBP: 0.345, SLG: 0.293		1-2 1B								1	0	0	0	0	0	0						
<b>Inning Stats</b>	R: 0 E: 0 K: 0 S: 14	H: 2 LOB: 2 BB: 1 P: 25	R: 0 E: 0 K: 0 S: 14	H: 0 LOB: 0 BB: 0 P: 25	R: 0 E: 0 K: 0 S: 3	H: 0 LOB: 0 BB: 0 P: 4	R: 0 E: 0 K: 0 S: 5	H: 0 LOB: 0 BB: 0 P: 11	R: 0 E: 0 K: 0 S: 8	H: 2 LOB: 1 BB: 0 P: 11	R: 1 E: 0 K: 0 S: 8	H: 2 LOB: 2 BB: 1 P: 13	R: 0 E: 0 K: 2 S: 11	H: 1 LOB: 1 BB: 1 P: 20	R: 0 E: 0 K: 0 S: 6	H: 0 LOB: 0 BB: 0 P: 10	R: 0 E: 0 K: 2 S: 9	H: 0 LOB: 0 BB: 0 P: 12	1B: 8 2B: 1 3B: 0 HR: 0	SF: 0 SAC: 0 DP: 1 HBP: 0	WP: 0 PB: 0 SB: 0 CS: 0	PA: 37
<b>PITCHER</b>	IP WLS BF H R ER SO BB IBB HBP BLK WP HR S P ERA WHIP																					
Kirk Rueter, L ERA: 2.78	(1, 1) 6.0 W 27 9 1 1 0 2 1 0 0 0 0 0 0 8 15 0.00 1.833																					
Tim Worrell, R ERA: 3.0	(7, 1) 1.0 H 4 0 0 0 0 2 1 0 0 0 0 0 0 8 15 0.00 1.000																					
Felix Rodriguez, R ERA: 4.62	(8, 1) 1.0 H 3 0 0 0 0 0 0 0 0 0 0 0 0 6 10 0.00 0.000																					
Robb Nen, R ERA: 2.13	(9, 1) 1.0 S 3 0 0 0 0 2 0 0 0 0 0 0 0 9 12 0.00 0.000																					

San Francisco Giants @ San Diego Padres  
Qualcomm Stadium, San Diego, CA  
Tue Jun 04 2002, 10:05 PM EDT  
Att: 23,567 - Sunny - 68 F

AB 34  
R 1  
H 9  
RBI 1  
BB 3  
SO 4  
LOB 17





Batter	1	2	3	4	5	6	7	8	9	AB	R	H	RBI	BB	SO	LOB	TOP																			
Tom Goodwin, L (1.8) OBP: 0.371, SLG: 0.267	F8		HR	G5-4-3	BB	L8			G5-3	4	1	1	1	2	0	2	<b>San Francisco Giants @ San Diego Padres</b> Qualcomm Stadium, San Diego, CA Wed Jun 05 2002, 5:05 PM EDT Att: 21,498 - Cloudy - 64 F																			
Rich Aurilia, R (1.6) OBP: 0.307, SLG: 0.451	F9		HR	G5-4-3	BB				K	3	2	1	1	1	0	3																				
Pedro Feliz, R (9.6) OBP: 0.277, SLG: 0.323	F8		HR						K	1	0	0	0	0	1	0																				
Barry Bonds, L (1.7) OBP: 0.559, SLG: 0.819	F8		HR						2B	3	2	1	4	1	0	3																				
Shawn Dunston, R (6.7) OBP: 0.159, SLG: 0.256										2	0	1	0	0	1	0																				
Jeff Kent, R (1.4) OBP: 0.339, SLG: 0.454		K	1B						F9	5	2	3	0	1	1	1																				
J.T. Snow, L (1.3) OBP: 0.319, SLG: 0.311	K		K							5	1	1	1	0	2	4																				
Reggie Sanders, R (1.9) OBP: 0.329, SLG: 0.404	P4									4	1	0	0	0	0	2																				
David Bell, R (1.5) OBP: 0.325, SLG: 0.430			F8	HBP	HBP	BB			G4-6-3	4	2	3	3	1	0	0																				
Yorvit Torrealba, R (1.2) OBP: 0.292, SLG: 0.238			F5	BB	HBP				G4-6-3	3	0	1	2	1	0	1																				
Ryan Jensen, R (1.1) OBP: 0.200, SLG: 0.211										3	1	1	0	0	0	3																				
Damon Minor, L (8.6) OBP: 0.326, SLG: 0.459										1	0	0	0	0	0	0																				
Aaron Fultz, L (8.1) OBP: 0.333, SLG: 0.333			HR	BB					F7	0	0	0	0	0	0	0																				
41 Chad Zerbe, L (9.1) OBP: 0.333, SLG: 0.333			HR	BB						0	0	0	0	0	0	0																				
<b>Inning Stats</b>	R: 0 E: 0 K: 0 S: 7	H: 0 LOB: 0 BB: 0 P: 11	R: 0 E: 0 K: 2 S: 9	H: 0 LOB: 0 BB: 0 P: 13	R: 4 E: 0 K: 1 S: 16	H: 3 LOB: 1 BB: 1 P: 26	R: 1 E: 0 K: 0 S: 9	H: 0 LOB: 2 BB: 2 P: 19	R: 4 E: 0 K: 0 S: 17	H: 4 LOB: 3 BB: 2 P: 37	R: 2 E: 0 K: 1 S: 13	H: 2 LOB: 1 BB: 0 P: 15	R: 0 E: 0 K: 0 S: 5	H: 1 LOB: 0 BB: 0 P: 7	R: 0 E: 0 K: 1 S: 12	H: 1 LOB: 1 BB: 0 P: 16	1B: 6 2B: 5 3B: 0 HR: 2	SF: 0 SAC: 0 DP: 2 HBP: 4	WP: 0 PB: 0 SB: 0 CS: 0	PA: 49																
<b>PITCHER</b>	IP	WLS	BF	H	R	ER	SO	BB	IBB	HBP	BLK	WP	HR	S	P	ERA	WHIP	<b>PITCHER</b>		IP	WLS	BF	H	R	ER	SO	BB	IBB	HBP	BLK	WP	HR	S	P	ERA	WHIP
Dennis Tankersley, R (1.1) ERA: 7.12	3.1	L	19	3	5	5	3	3	0	3	0	0	1	39	67	13.50	1.800	Alan Embree, L (9.1) ERA: 1.66		1.0		4	1	0	0	1	0	0	0	0	0	12	16	0.00	1.000	
Rodney Myers, R (4.1) ERA: 5.66	1.1		9	4	4	4	0	1	0	1	0	0	0	16	31	27.00	3.750																			
Kevin Pickford, L (5.1) ERA: 3.27	0.2		6	2	2	2	0	2	0	0	0	0	0	10	21	27.00	6.000																			
Jeremy Fikac, R (6.1) ERA: 3.94	1.2		8	2	1	1	1	1	0	0	0	0	1	16	29	5.40	1.800																			
Trevor Hoffman, R (8.1) ERA: 1.28	1.0		3	1	0	0	0	0	0	0	0	0	0	5	7	0.00	1.000																			



Batter	1	2	3	4	5	6	7	8	9	AB	R	H	RBI	BB	SO	LOB	BOTTOM																			
Mark Kotsay, L (1.8) OBP: 0.394, SLG: 0.483	G4-3		SF7	F7			K		L5	3	1	1	0	0	0	1	<b>San Francisco Giants @ San Diego Padres</b> Qualcomm Stadium, San Diego, CA Wed Jun 05 2002, 5:05 PM EDT Att: 21,498 - Cloudy - 64 F																			
Kevin Pickford, L (5.1)			3B							0	0	0	0	0	0	0																				
Mark Sweeney, L (6.3) OBP: 0.237, SLG: 0.291										2	0	0	0	0	1	0																				
D'Angelo Jimenez, S (1.5) OBP: 0.377, SLG: 0.327	G4-3		SF7						G4-3	4	0	1	1	0	0	0																				
Ryan Klesko, L (1.3) OBP: 0.445, SLG: 0.583			3H							2	0	1	0	1	0	0																				
Jeremy Fikac, R (6.1)										0	0	0	0	0	0	0																				
Ron Gant, R (7.6) OBP: 0.310, SLG: 0.367			BB							1	0	0	0	0	0	1																				
Trevor Hoffman, R (8.1)										0	0	0	0	0	0	0																				
Alan Embree, L (9.1)	BB									0	0	0	0	0	0	0																				
Ray Lankford, L (1.7) OBP: 0.350, SLG: 0.288	G1-3									2	0	0	0	2	0	1																				
Bubba Trammell, R (1.9) OBP: 0.302, SLG: 0.327			HR							4	1	1	1	0	2	3																				
Deivi Cruz, R (1.6) OBP: 0.303, SLG: 0.408										2	0	1	0	0	0	2																				
Rodney Myers, R (4.1)										0	0	0	0	0	0	0																				
Trenidad Hubbard, R (5.8) OBP: 0.266, SLG: 0.250			1B							2	0	0	0	0	1	1																				
Ramón Vázquez, L (1.4) OBP: 0.288, SLG: 0.261										4	0	3	0	0	0	1																				
Tom Lampkin, L (1.2) OBP: 0.282, SLG: 0.316										4	0	0	0	0	1	5																				
Dennis Tankersley, R (1.1) OBP: 0.333, SLG: 0.667										1	0	0	0	0	0	1																				
Julius Matos, R (4.6) OBP: 0.300, SLG: 0.300										3	0	0	0	0	0	1																				
<b>Inning Stats</b>	R: 0 E: 0 K: 0 S: 5	H: 0 LOB: 1 BB: 1 P: 11	R: 1 E: 0 K: 1 S: 8	H: 2 LOB: 1 BB: 0 P: 14	R: 1 E: 0 K: 0 S: 19	H: 2 LOB: 2 BB: 1 P: 33	R: 0 E: 0 K: 0 S: 8	H: 1 LOB: 1 BB: 0 P: 9	R: 0 E: 0 K: 1 S: 5	H: 0 LOB: 0 BB: 0 P: 6	R: 0 E: 0 K: 1 S: 8	H: 1 LOB: 1 BB: 0 P: 14	R: 0 E: 0 K: 1 S: 9	H: 1 LOB: 1 BB: 0 P: 12	R: 0 E: 0 K: 2 S: 15	H: 1 LOB: 2 BB: 1 P: 26	R: 0 E: 0 K: 0 S: 6	H: 0 LOB: 0 BB: 0 P: 8	1B: 6 2B: 0 3B: 1 HR: 1	SF: 1 SAC: 0 DP: 0 HBP: 0	WP: 0 PB: 0 SB: 0 CS: 0	PA: 38														
<b>PITCHER</b>	IP	WLS	BF	H	R	ER	SO	BB	IBB	HBP	BLK	WP	HR	S	P	ERA	WHIP	<b>PITCHER</b>		IP	WLS	BF	H	R	ER	SO	BB	IBB	HBP	BLK	WP	HR	S	P	ERA	WHIP
Ryan Jensen, R (1.1) ERA: 4.64	7.0		30	7	2	2	3	2	0	0	0	0	0	62	99	2.57	1.286	Alan Embree, L (9.1) ERA: 1.66		1.0		4	1	0	0	1	0	0	0	0	12	16	0.00	1.000		
Aaron Fultz, L (8.1) ERA: 6.75	1.0		5	1	0	0	2	1	0	0	0	0	0	15	26	0.00	2.000																			
41 Chad Zerbe, L (9.1) ERA: 3.09	1.0		3	0	0	0	0	0	0	0	0	0	0	6	8	0.00	0.000																			





Batter	1	2	3	4	5	6	7	8	9	AB R H RBI BB SO LOB	TOP											
Mark Kotsay, L (1, 8) OBP: 0.394, SLG: 0.486	1-0 G5-4-3 1B	2-1 2B			0-2 P6		1-3 K		0-0 G6-3	5 0 2 0 0 1 0	<b>San Diego Padres @ Tampa Bay Devil Rays</b> Tropicana Field, St. Petersburg, FL Fri Jun 07 2002, 7:15 PM EDT Att: 10,578 - Dome - 72 F <a href="http://livebaseballscorecards.com">livebaseballscorecards.com</a>											
D'Angelo Jimenez, S (1, 5) OBP: 0.311, SLG: 0.320	0-0 G5-4-3 1-2	1-2 G4-3			2-2 G4-3		3-1 P4		1-2 G4-3	5 0 0 0 0 0 2												
Ryan Klesko, L (1, 3) OBP: 0.444, SLG: 0.582	1-2 P4		1-1 P4		0-0 2B 2B		3-0 P6		4-2 BB	4 1 1 0 1 0 0												
Ray Lankford, L (1, 7) OBP: 0.345, SLG: 0.293		2-1 G3	0-0 P6		1-0 2B 2H			3-3 K	2-3 K	5 0 1 1 0 2 1												
Ron Gant, R (1, 10) OBP: 0.320, SLG: 0.381		4-1 G6-3 PB HR BB	2-3 K		2-2 G6-3			0-2 2B 2B		3 2 1 0 1 1 1												
Bubba Trammell, R (1, 9) Trenidad Hubbard, R (8, 9) OBP: 0.312, SLG: 0.349 OBP: 0.266, SLG: 0.250		4-2 G6-3 HR BB		1-0 G5-3		0-0 HR		4-1 2B BB		2 3 1 1 2 0 0 0 0 0 0 0 0 0												
Deivi Cruz, R (1, 6) OBP: 0.307, SLG: 0.403		3-2 G6-3		4-2 FC6-4 BB		1-1 CS HBP		2-2 P4		2 0 0 0 1 0 4												
Wiki Gonzalez, R (1, 2) OBP: 0.310, SLG: 0.265		4-2 HR BB		0-1 FC6-4 1-2		1-3 K 1-2		3-2 2B 2H 2H		3 1 1 2 1 1 2												
Ramón Vázquez, L (1, 4) OBP: 0.287, SLG: 0.287		3-1 HR		1-2 G4-3		2-1 G4-3		2-2 G3		4 1 1 4 0 0 2												
<b>Inning Stats</b>	R: 0 E: 0 K: 0 S: 6	H: 1 LOB: 0 BB: 0 P: 8	R: 4 E: 0 K: 0 S: 19	H: 2 LOB: 1 BB: 3 P: 42	R: 0 E: 0 K: 1 S: 6	H: 0 LOB: 0 BB: 0 P: 9	R: 0 E: 0 K: 0 S: 10	H: 0 LOB: 1 BB: 1 P: 16	R: 1 E: 0 K: 0 S: 11	H: 2 LOB: 0 BB: 0 P: 16		R: 1 E: 0 K: 1 S: 8	H: 1 LOB: 0 BB: 0 P: 12	R: 0 E: 0 K: 1 S: 6	H: 0 LOB: 0 BB: 0 P: 13	R: 2 E: 0 K: 1 S: 19	H: 2 LOB: 1 BB: 1 P: 33	R: 0 E: 0 K: 1 S: 9	H: 0 LOB: 1 BB: 1 P: 16	1B: 1 2B: 5 3B: 0 HR: 2	SF: 0 SAC: 0 DP: 1 HBP: 1	WP: 0 PB: 1 SB: 0 CS: 1
<b>PITCHER</b>	IP WLS BF H R ER SO BB IBB HBP BLK WP HR S P ERA WHIP											IP WLS BF H R ER SO BB IBB HBP BLK WP HR S P ERA WHIP										
Ryan Rupe, R (1, 1) ERA: 5.18	6.0 L 27 6 6 6 2 4 0 1 0 0 0 2 60 103 9.00 1.667																					
Doug Creek, L (7, 1) ERA: 4.55	2.0 9 2 2 2 2 1 0 0 0 0 0 0 25 46 9.00 1.500																					
Jason Jimenez, L (9, 1) ERA:	1.0 4 0 0 0 1 1 0 0 0 0 0 0 9 16 0.00 1.000																					

Batter	1	2	3	4	5	6	7	8	9	AB R H RBI BB SO LOB	BOTTOM											
Randy Winn, S (1, 8) OBP: 0.343, SLG: 0.412	1-2 E7 2B		1-1 E S G4-3 1B		0-0 1B		2-2 G1-3		1-2 2H 1B	5 2 3 1 0 0 0	<b>San Diego Padres @ Tampa Bay Devil Rays</b> Tropicana Field, St. Petersburg, FL Fri Jun 07 2002, 7:15 PM EDT Att: 10,578 - Dome - 72 F <a href="http://livebaseballscorecards.com">livebaseballscorecards.com</a>											
Greg Vaughn, R (1, 7) OBP: 0.268, SLG: 0.286	2-2 E 2H 2B		3-3 K 1-3		2-0 1B		2-3 K		2-3 K	5 0 2 1 0 3 2												
Steve Cox, L (1, 3) OBP: 0.335, SLG: 0.428	0-3 K		0-0 G4-3 3H		0-2 F7			0-1 2B		4 0 1 1 0 1 3												
Ben Grieve, L (1, 9) OBP: 0.348, SLG: 0.412	1-0 G5-3		2-3 K		3-2 G3-1			2-3 K		4 0 0 0 0 2 4												
Aubrey Huff, L (1, 10) OBP: 0.333, SLG: 0.465	0-1 E4 S			1-2 F8		2-2 F7		2-3 K		4 0 0 0 0 1 2												
John Flaherty, R (1, 2) OBP: 0.310, SLG: 0.475	2-1 G5-3			1-2 P5		1-1 B5-3 2B		1-3 K		4 0 1 0 0 1 3												
Brent Abernathy, R (1, 4) OBP: 0.304, SLG: 0.338		2-1 F8		1-2 G1-3		0-0 B5-3 2-3		0-2 P3		4 0 0 0 0 0 1												
Chris Gomez, R (1, 6) OBP: 0.308, SLG: 0.398		0-1 F9			0-1 F9		2-0 G5-3		1-2 F9	4 0 0 0 0 0 1												
1B Jared Sandberg, R (1, 5) OBP: 0.219, SLG: 0.371		0-3 K			1-0 HR			0-1 F8		4 2 2 1 0 1 0												
<b>Inning Stats</b>	R: 1 E: 2 K: 1 S: 14	H: 1 LOB: 2 BB: 0 P: 20	R: 0 E: 0 K: 1 S: 7	H: 0 LOB: 0 BB: 0 P: 9	R: 1 E: 0 K: 2 S: 10	H: 1 LOB: 0 BB: 0 P: 16	R: 0 E: 0 K: 0 S: 11	H: 0 LOB: 0 BB: 0 P: 14	R: 1 E: 0 K: 0 S: 11	H: 3 LOB: 2 BB: 0 P: 17		R: 0 E: 0 K: 0 S: 8	H: 1 LOB: 1 BB: 0 P: 13	R: 0 E: 0 K: 1 S: 7	H: 0 LOB: 0 BB: 0 P: 11	R: 0 E: 0 K: 3 S: 12	H: 1 LOB: 1 BB: 0 P: 17	R: 1 E: 0 K: 1 S: 15	H: 2 LOB: 1 BB: 0 P: 19	1B: 4 2B: 4 3B: 0 HR: 1	SF: 0 SAC: 0 DP: 0 HBP: 0	WP: 0 PB: 0 SB: 2 CS: 0
<b>PITCHER</b>	IP WLS BF H R ER SO BB IBB HBP BLK WP HR S P ERA WHIP											IP WLS BF H R ER SO BB IBB HBP BLK WP HR S P ERA WHIP										
Brian Lawrence, R (1, 1) ERA: 3.36	7.0 W 29 6 3 1 5 0 0 0 0 0 0 1 68 100 1.29 0.857																					
Jason Pearson, L (8, 1) ERA:	1.0 4 1 0 0 3 0 0 0 0 0 0 0 12 17 0.00 1.000																					
Steve Reed, R (9, 1) ERA: 2.19	1.0 5 2 1 1 1 0 0 0 0 0 0 0 15 19 9.00 2.000																					



Batter	1	2	3	4	5	6	7	8	9	10	AB	R	H	RBI	BB	SO	LOB				
Mark Kotsay, L OBP: 0.308, SLG: 0.488	(1, 8) BB BB 4-0 CS BB		X 0-0 F8			X 3-1 G4-3 1B 2B		X 3-1 F9		X 4-1 G6-3 BB	3	1	1	0	2	0	1				
D'Angelo Jimenez, S OBP: 0.309, SLG: 0.315	(1, 5) C 0-1 F5			X 3-2 F7		X 2-2 G4-3		X 4-2		X 2-1 G6-3	4	0	0	0	1	0	3				
Ryan Klesko, L OBP: 0.441, SLG: 0.574	(1, 3) BB BB 3-3 K			X 0-0 P2		X 0-1		X 2-1 F9			4	0	1	1	0	1	2				
Ray Lankford, L OBP: 0.342, SLG: 0.291	(1, 7) B X 1-0 CS 1B			X 2-2 F7		X 3-1 L7				X 1-3 K	4	0	1	0	0	1	1				
Ron Gant, R OBP: 0.316, SLG: 0.418	(1, 9) B BB BB 3-1 F8			X 1-1 L5		X 2-0 P6				X 1-0 HR	4	1	1	1	0	0	2				
Bubba Trammell, R OBP: 0.311, SLG: 0.342	(1, 10) B BB BB 0-3 K			X 4-2 HBP BB				X 2-0 F7		X 1-1 F3	3	0	0	0	1	1	0				
Deivi Cruz, R OBP: 0.310, SLG: 0.405	(1, 6) B X 1-0 G4-6-3 1B			X 0-0 F7		X 0-2 F9		X 0-0 FC4-6 1B		X 0-0	4	0	2	0	0	0	1				
Tom Lampkin, L OBP: 0.281, SLG: 0.308	(1, 2) B X 1-0 G4-6-3 1B			X 1-1 K		X 2-3 K		X 2-2 FC4-6		X 2-2	3	0	0	0	0	1	2				
Ramón Vázquez, L OBP: 0.286, SLG: 0.294	(1, 4) B BB BB 3-2 F7 2B			X 2-0 F7				X 2-1 G6-3		X 1-3 K	4	0	1	0	0	1	2				
<b>Inning Stats</b>	R: 0 E: 0 K: 1 S: 5 H: 0 LOB: 1 BB: 1 P: 12	R: 0 E: 0 K: 1 S: 7 H: 1 LOB: 0 BB: 0 P: 11	R: 0 E: 0 K: 0 S: 9 H: 2 LOB: 1 BB: 0 P: 14	R: 0 E: 0 K: 0 S: 7 H: 0 LOB: 0 BB: 0 P: 12	R: 0 E: 0 K: 1 S: 7 H: 0 LOB: 2 BB: 1 P: 15	R: 1 E: 0 K: 0 S: 11 H: 2 LOB: 1 BB: 0 P: 21	R: 0 E: 0 K: 1 S: 7 H: 0 LOB: 0 BB: 0 P: 11	R: 0 E: 0 K: 0 S: 8 H: 0 LOB: 1 BB: 1 P: 19	R: 1 E: 0 K: 1 S: 10 H: 2 LOB: 1 BB: 0 P: 15	R: 0 E: 0 K: 1 S: 6 H: 0 LOB: 0 BB: 1 P: 13	1B: 4 2B: 3 3B: 0 HR: 1 SF: 0 SAC: 0 DP: 3 HBP: 1	WP: 0 PA: 38 PB: 0 SB: 0 CS: 2									
<b>PITCHER</b>	IP WLS BF H R ER SO BB IBB HBP BLK WP HR S P ERA WHIP																				
Tanyon Sturtze, R ERA: 5.1	(1, 1) 9.0 0 35 7 2 2 4 3 0 1 0 0 0 0 0 0 6 13 2.00 1.111																				
Victor Zambrano, R ERA: 5.86	(10, 1) 1.0 W 3 0 0 0 1 1 0 0 0 0 0 0 6 13 0.00 1.000																				

**San Diego Padres @ Tampa Bay Devil Rays**  
Tropicana Field, St. Petersburg, FL

Sat Jun 08 2002, 6:15 PM EDT  
Alt. 14,039 - Dome - 72 F

AB	33
R	2
H	7
RBI	2
BB	4
SO	5
LOB	14

Batter	1	2	3	4	5	6	7	8	9	10	AB	R	H	RBI	BB	SO	LOB				
Randy Winn, S OBP: 0.340, SLG: 0.407	(1, 8) C X 0-2 F7		X 1-2 G4-3		X 0-1 G4-6-3		X 3-1 CS		X 0-1 G6-3	X 2-2 S 1B	5	1	1	0	0	0	1				
Greg Vaughn, R OBP: 0.272, SLG: 0.291	(1, 7) C G BB BB 4-2		X 0-0 G5-3		X 2-3 K		X 1-0 F8 2B		X 0-1 E1 1B	X 1-2	3	0	1	0	1	1	0				
Jason Conti, L OBP: 0.316, SLG: 0.362	(9, 7) B BB BB 0-0 BB										1	0	0	0	0	0	1				
Steve Cox, L OBP: 0.332, SLG: 0.423	(1, 10) X 0-0 F9			X 1-1 F9		X 2-3 K		X 2-2 F8		X 1-1	5	0	1	1	0	1	2				
Ben Griever, L OBP: 0.341, SLG: 0.403	(1, 9) C F X 0-2 G4-3			X 0-0 G4-3		X 0-0 G3-1		X 2-0 G4-3		X 1-2 2-H	4	0	0	0	0	0	2				
Aubrey Huff, L OBP: 0.327, SLG: 0.447	(1, 3) X 0-0 G3-1			X 2-1 1B 1B		X 2-0 G4-3		X 1-2 F8			4	0	1	0	0	0	0				
John Flaherty, R OBP: 0.319, SLG: 0.476	(1, 2) B X 2-2 G5-3			X 0-2 FC6-4 1B		X 1-2 1B		X 1-0 G5-3 1B 1B		X 3-3 K	4	1	2	0	0	1	0				
Brent Abernathy, R OBP: 0.308, SLG: 0.341	(1, 4) B X 1-2			X 0-1 FC6-4 1B		X 0-0 G5-3		X 1-2 1B 1B		X 0-1	4	0	2	0	0	0	3				
Chris Gomez, R OBP: 0.312, SLG: 0.405	(1, 6) B X 2-0 P6			X 2-1 1B		X 2-1 1B G4-6-3 2B		X 2-2 L4		X 3-0	4	1	2	0	0	0	2				
18 Jared Sandberg, R OBP: 0.234, SLG: 0.378	(1, 5) B X 1-0 F8			X 3-2 G4-6-3 1B		X 0-0 CS 1B		X 2-H		X 1-3 K	4	0	2	1	0	1	2				
<b>Inning Stats</b>	R: 0 E: 0 K: 9 S: 9 H: 0 LOB: 1 BB: 1 P: 13	R: 0 E: 0 K: 0 S: 10 H: 1 LOB: 1 BB: 0 P: 15	R: 0 E: 0 K: 0 S: 6 H: 0 LOB: 0 BB: 0 P: 8	R: 0 E: 0 K: 0 S: 11 H: 2 LOB: 2 BB: 0 P: 14	R: 1 E: 0 K: 1 S: 11 H: 2 LOB: 0 BB: 0 P: 18	R: 0 E: 0 K: 0 S: 6 H: 0 LOB: 0 BB: 0 P: 10	R: 1 E: 0 K: 0 S: 7 H: 2 LOB: 0 BB: 0 P: 13	R: 0 E: 0 K: 0 S: 8 H: 1 LOB: 1 BB: 0 P: 13	R: 0 E: 0 K: 2 S: 13 H: 2 LOB: 2 BB: 0 P: 21	R: 1 E: 1 K: 0 S: 7 H: 2 LOB: 2 BB: 0 P: 10	1B: 10 2B: 2 3B: 0 HR: 0 SF: 0 SAC: 0 DP: 1 HBP: 0	WP: 0 PA: 40 PB: 0 SB: 1 CS: 1									
<b>PITCHER</b>	IP WLS BF H R ER SO BB IBB HBP BLK WP HR S P ERA WHIP																				
Brett Tomko, R ERA: 3.35	(1, 1) 8.0 0 31 8 2 2 2 1 0 0 0 0 0 0 68 2.25 1.125																				
Jeremy Fikac, R ERA: 3.82	(9, 1) 1.0 5 2 0 0 2 0 0 0 0 0 0 0 13 21 0.00 2.000																				
Alan Embree, L ERA: 1.66	(10, 1) 0.0 L 3 2 1 0 0 0 0 0 0 0 0 0 7 10 ∞ ∞																				

**San Diego Padres @ Tampa Bay Devil Rays**  
Tropicana Field, St. Petersburg, FL

Sat Jun 08 2002, 6:15 PM EDT  
Alt. 14,039 - Dome - 72 F

AB	38
R	3
H	12
RBI	2
BB	1
SO	4
LOB	13



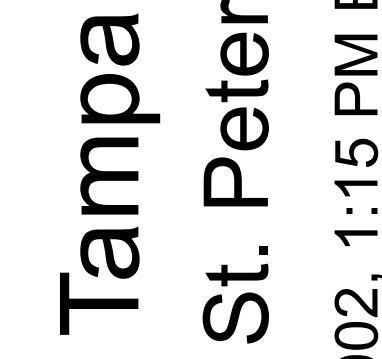
Batter	1	2	3	4	5	6	7	8	9	AB	R	H	RBI	BB	SO	LOB	TOP
<b>Mark Kotsay, L</b> <small>OBP: 0.398, SLG: 0.491</small> 										5	0	2	2	0	0	2	<b>San Diego Padres @ Tampa Bay Devil Rays</b> Tropicana Field, St. Petersburg, FL Sun Jun 09 2002, 1:15 PM EDT Att: 13,286 - Dome - 72 F <a href="http://livebaseballscorecards.com">livebaseballscorecards.com</a>
<b>D'Angelo Jimenez, S</b> <small>OBP: 0.311, SLG: 0.317</small> 										5	1	2	0	0	1	1	
<b>Ryan Klesko, L</b> <small>OBP: 0.436, SLG: 0.580</small> 										5	1	1	1	0	0	3	
<b>Ray Lankford, L</b> <small>OBP: 0.350, SLG: 0.305</small> 										4	0	2	1	1	0	2	
<b>Ron Gant, R</b> <small>OBP: 0.333, SLG: 0.465</small> 										4	1	2	1	1	1	1	
<b>Bubba Trammell, R</b> <small>OBP: 0.338, SLG: 0.338</small> <b>Trenidad Hubbard, R</b> <small>OBP: 0.286, SLG: 0.250</small> 										5	0	1	0	0	0	3	
<b>Wiki Gonzalez, R</b> <small>OBP: 0.286, SLG: 0.241</small> 										5	1	0	0	0	1	3	
<b>Ramón Vázquez, L</b> <small>OBP: 0.299, SLG: 0.309</small> 										4	3	3	0	0	0	1	
<b>Julius Matos, R</b> <small>OBP: 0.462, SLG: 0.692</small> 										3	2	3	4	0	0	0	
<b>Inning Stats</b> <small>R: 0, H: 0, E: 0, LOB: 0, K: 1, BB: 0, S: 7</small>	<small>R: 4, H: 3, E: 1, LOB: 0, K: 0, BB: 0, S: 15</small>	<small>R: 0, H: 0, E: 0, LOB: 1, K: 0, BB: 1, S: 9</small>	<small>R: 2, H: 3, E: 1, LOB: 1, K: 0, BB: 0, S: 14</small>	<small>R: 1, H: 3, E: 0, LOB: 0, K: 0, BB: 0, S: 9</small>	<small>R: 0, H: 2, E: 0, LOB: 1, K: 0, BB: 0, S: 11</small>	<small>R: 1, H: 2, E: 0, LOB: 2, K: 0, BB: 1, S: 12</small>	<small>R: 1, H: 3, E: 0, LOB: 2, K: 2, BB: 0, S: 12</small>	<small>R: 0, H: 0, E: 0, LOB: 0, K: 2, BB: 0, S: 9</small>	<small>1B: 11, SF: 0, 2B: 2, SAC: 1, 3B: 0, DP: 1, HR: 3, HBP: 0</small>	<small>WP: 0, HR: 3, S: 2, P: 44</small>							
<b>PITCHER</b> <b>Paul Wilson, R</b> <small>ERA: 4.06</small> <b>Steve Kent, L</b> <small>ERA: 3.86</small> <b>Travis Harper, R</b> <small>ERA: 3.19</small>	<small>IP: 4.0, WLS: L, BF: 22, H: 8, R: 7, ER: 4, SO: 1, BB: 1, IBB: 0, HBP: 0, BLK: 0, WP: 0, HR: 3, S: 48, P: 69, ERA: 9.00, WHIP: 2.250</small>	<small>IP: 2.1, WLS: 10, BF: 5, H: 1, R: 1, ER: 1, SO: 0, BB: 1, IBB: 0, HBP: 0, BLK: 0, WP: 0, HR: 0, S: 25, P: 44, ERA: 3.86, WHIP: 2.571</small>	<small>IP: 2.2, WLS: 11, BF: 3, H: 1, R: 1, ER: 2, SO: 0, BB: 0, IBB: 0, HBP: 0, BLK: 0, WP: 0, HR: 0, S: 25, P: 36, ERA: 3.38, WHIP: 1.125</small>	<small>PITCHER</small>	<small>IP: 0, WLS: 0, BF: 0, H: 0, R: 0, ER: 0, SO: 0, BB: 0, IBB: 0, HBP: 0, BLK: 0, WP: 0, HR: 0, S: 0, P: 0, ERA: 0.00, WHIP: 0.000</small>	<small>IP: 0, WLS: 0, BF: 0, H: 0, R: 0, ER: 0, SO: 0, BB: 0, IBB: 0, HBP: 0, BLK: 0, WP: 0, HR: 0, S: 0, P: 0, ERA: 0.00, WHIP: 0.000</small>	<small>IP: 0, WLS: 0, BF: 0, H: 0, R: 0, ER: 0, SO: 0, BB: 0, IBB: 0, HBP: 0, BLK: 0, WP: 0, HR: 0, S: 0, P: 0, ERA: 0.00, WHIP: 0.000</small>	<small>IP: 0, WLS: 0, BF: 0, H: 0, R: 0, ER: 0, SO: 0, BB: 0, IBB: 0, HBP: 0, BLK: 0, WP: 0, HR: 0, S: 0, P: 0, ERA: 0.00, WHIP: 0.000</small>	<small>IP: 0, WLS: 0, BF: 0, H: 0, R: 0, ER: 0, SO: 0, BB: 0, IBB: 0, HBP: 0, BLK: 0, WP: 0, HR: 0, S: 0, P: 0, ERA: 0.00, WHIP: 0.000</small>	<small>IP: 0, WLS: 0, BF: 0, H: 0, R: 0, ER: 0, SO: 0, BB: 0, IBB: 0, HBP: 0, BLK: 0, WP: 0, HR: 0, S: 0, P: 0, ERA: 0.00, WHIP: 0.000</small>							

AB 40  
 R 9  
 H 16  
 RBI 9  
 BB 2  
 SO 3  
 LOB 16



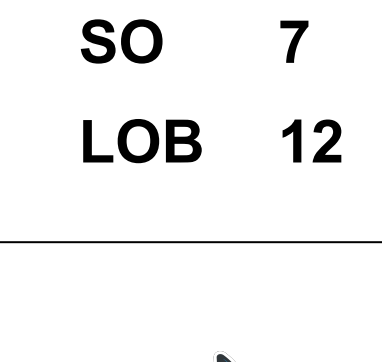
WP: 0 PA: 44  
 FB: 1  
 SB: 0  
 CS: 2

AB 37  
 R 6  
 H 10  
 RBI 6  
 BB 3  
 SO 7  
 LOB 12



WP: 0 PA: 40  
 FB: 0  
 SB: 0  
 CS: 0

AB 37  
 R 6  
 H 10  
 RBI 6  
 BB 3  
 SO 7  
 LOB 12




WP: 0 PA: 40  
 FB: 0  
 SB: 0  
 CS: 0




Batter	1	2	3	4	5	6	7	8	9	AB	R	H	RBI	BB	SO	LOB	TOP																				
<b>Mark Kotsay, L</b> OBP: 0.391, SLG: 0.480 (1, 8)	G4-3	CS	G4-3		G6-3		K	P6		5	0	0	0	0	1	2	<b>San Diego Padres @ Baltimore Orioles</b> Oriole Park at Camden Yards, Baltimore, MD Mon Jun 10 2002, 7:05 PM EDT Att: 30,075 - Cloudy - 92 F																				
<b>Deivi Cruz, R</b> OBP: 0.306, SLG: 0.400 (1, 6)	G1-4-3		G5-3		G5-3		G6-3	L4		5	0	1	0	0	0	2																					
<b>Ryan Klesko, L</b> OBP: 0.439, SLG: 0.599 (1, 3)	G4-3				P6					4	1	2	1	1	0	1																					
<b>Ray Lankford, L</b> OBP: 0.352, SLG: 0.304 (1, 7)					F8					4	1	1	0	1	0	2																					
<b>Ron Gant, R</b> OBP: 0.326, SLG: 0.440 (1, 9)					G6-3					4	0	0	0	1	2	3																					
<b>Bubba Trammell, R</b> OBP: 0.323, SLG: 0.365 <b>Trenidad Hubbard, R</b> OBP: 0.263, SLG: 0.247 (8, PR)										2	2	2	1	2	0	0																					
<b>Wiki Gonzalez, R</b> OBP: 0.328, SLG: 0.281 (1, 2)										3	1	3	1	1	0	0																					
<b>Ramón Vázquez, L</b> OBP: 0.300, SLG: 0.310 <b>D'Angelo Jimenez, S</b> OBP: 0.310, SLG: 0.315 (8, PH)										3	0	1	1	0	1	4																					
<b>Julius Matos, R</b> OBP: 0.353, SLG: 0.529 (8, 4)										1	0	0	0	0	0	1																					
<b>Inning Stats</b>	R: 0 E: 0 K: 0 S: 3	H: 0 LOB: 0 BB: 0 P: 5	R: 3 E: 0 K: 1 S: 14	H: 4 LOB: 0 BB: 22 P: 22	R: 0 E: 0 K: 0 S: 5	H: 0 LOB: 1 BB: 1 P: 13	R: 1 E: 0 K: 0 S: 8	H: 2 LOB: 0 BB: 0 P: 15	R: 0 E: 0 K: 2 S: 18	H: 0 LOB: 3 BB: 3 P: 35	R: 1 E: 0 K: 1 S: 12	H: 1 LOB: 1 BB: 1 P: 20	R: 1 E: 1 K: 0 S: 11	H: 1 LOB: 2 BB: 1 P: 18	R: 0 E: 0 K: 1 S: 12	H: 1 LOB: 1 BB: 0 P: 15		1B: 7 2B: 1 3B: 0 HR: 2	SF: 0 SAC: 0 DP: 1 HBP: 0	WP: 0 PB: 0 SB: 0 CS: 1	PA: 43																
<b>PITCHER</b>	IP	WLS	BF	H	R	ER	SO	BB	IBB	HBP	BLK	WP	HR	S	P	ERA		WHIP	<b>PITCHER</b>		IP	WLS	BF	H	R	ER	SO	BB	IBB	HBP	BLK	WP	HR	S	P	ERA	WHIP
<b>Scott Erickson, R</b> ERA: 5.12 (1, 1)	5.1		24	7	4	4	1	3	0	0	0	0	1	50	92	6.75		1.875	<b>Jorge Julio, R</b> ERA: 3.38 (9, 1)		0.2	S	2	0	0	0	1	0	0	0	0	0	0	0	8	10	0.00
<b>Willis Roberts, R</b> ERA: 1.92 (6, 1)	0.2	H	3	0	0	0	2	1	0	0	0	0	0	12	20	0.00	1.500																				
<b>B.J. Ryan, L</b> ERA: 6.75 (7, 1)	0.2	H	4	1	1	1	1	1	0	0	0	0	1	11	18	13.50	3.000																				
<b>Rick Bauer, R</b> ERA: 5.17 (7, 1)	0.1	H	3	1	1	0	0	1	0	0	0	0	0	4	9	0.00	6.000																				
<b>Buddy Groom, L</b> ERA: 2.42 (8, 1)	1.1	W	6	1	0	0	0	0	0	0	0	0	0	12	16	0.00	0.750																				

Batter	1	2	3	4	5	6	7	8	9	AB	R	H	RBI	BB	SO	LOB	BOTTOM																				
<b>6 Melvin Mora, R</b> OBP: 0.350, SLG: 0.418 (1, 10)	G5-3					K				4	1	2	5	1	1	0	<b>San Diego Padres @ Baltimore Orioles</b> Oriole Park at Camden Yards, Baltimore, MD Mon Jun 10 2002, 7:05 PM EDT Att: 30,075 - Cloudy - 92 F																				
<b>1 Brian Roberts, S</b> OBP: 0.318, SLG: 0.310 (1, 4)						F8				3	0	0	0	2	0	2																					
<b>Chris Singleton, L</b> OBP: 0.285, SLG: 0.399 (1, 8)	G4-3				G3-1					4	0	0	0	0	1	4																					
<b>Jeff Conine, R</b> OBP: 0.286, SLG: 0.438 (1, 3)	F8				G4-3					4	0	0	0	0	0	1																					
<b>31 Jay Gibbons, L</b> OBP: 0.338, SLG: 0.473 <b>Gary Matthews, S</b> OBP: 0.371, SLG: 0.450 (9, 9)										1	2	0	0	3	1	0																					
<b>Tony Batista, R</b> OBP: 0.341, SLG: 0.556 (1, 5)										0	0	0	0	0	0	0																					
<b>21 Marty Cordova, R</b> OBP: 0.330, SLG: 0.449 (1, 7)										4	1	1	0	0	0	3																					
<b>Brook Fordyce, R</b> OBP: 0.284, SLG: 0.288 <b>Jerry Hairston, R</b> OBP: 0.322, SLG: 0.331 <b>Geronimo Gil, R</b> OBP: 0.280, SLG: 0.425 (9, 2)										3	2	2	1	1	0	0																					
<b>Mike Bordick, R</b> OBP: 0.299, SLG: 0.358 (1, 6)										2	0	0	0	0	0	3																					
<b>Inning Stats</b>	R: 0 E: 0 K: 0 S: 10	H: 0 LOB: 1 BB: 1 P: 18	R: 3 E: 0 K: 0 S: 15	H: 2 LOB: 1 BB: 2 P: 30	R: 0 E: 0 K: 1 S: 7	H: 0 LOB: 0 BB: 0 P: 10	R: 2 E: 0 K: 0 S: 14	H: 2 LOB: 2 BB: 3 P: 29	R: 1 E: 0 K: 0 S: 9	H: 1 LOB: 1 BB: 1 P: 21	R: 0 E: 0 K: 1 S: 16	H: 0 LOB: 0 BB: 0 P: 22	R: 0 E: 0 K: 1 S: 7	H: 0 LOB: 1 BB: 1 P: 17	R: 2 E: 0 K: 0 S: 10	H: 1 LOB: 1 BB: 0 P: 18		1B: 3 2B: 2 3B: 0 HR: 1	SF: 0 SAC: 1 DP: 1 HBP: 1	WP: 3 PB: 0 SB: 1 CS: 0	PA: 38																
<b>PITCHER</b>	IP	WLS	BF	H	R	ER	SO	BB	IBB	HBP	BLK	WP	HR	S	P	ERA		WHIP	<b>PITCHER</b>		IP	WLS	BF	H	R	ER	SO	BB	IBB	HBP	BLK	WP	HR	S	P	ERA	WHIP
<b>Dennis Tankersley, R</b> ERA: 7.75 (1, 1)	3.1		19	4	5	5	1	5	0	0	0	1	0	39	76	13.50		2.700	<b>Jason Middlebrook, R</b> ERA: 5.33 (4, 1)		2.2		10	1	1	1	1	2	0	0	0	1	0	32	54	3.38	1.125
<b>Jeremy Fikac, R</b> ERA: 4.13 (7, 1)	2.0	L	9	1	2	2	1	1	0	1	0	1	1	17	35	9.00	1.000																				

**AB 36**  
**R 6**  
**H 10**  
**RBI 5**  
**BB 6**  
**SO 5**  
**LOB 22**



**AB 28**  
**R 8**  
**H 6**  
**RBI 7**  
**BB 8**  
**SO 3**  
**LOB 14**









Batter	1	2	3	4	5	6	7	8	9	AB	R	H	RBI	BB	SO	LOB	TOP					
Mark Kotsay, L (1, 8) OBP: 0.385, SLG: 0.474	F7		1B		L3			G4-3		4	1	1	0	0	0	0	<b>San Diego Padres @ Baltimore Orioles</b> Oriole Park at Camden Yards, Baltimore, MD Wed Jun 12 2002, 3:05 PM EDT Att: 28,272 - Cloudy - 95 F					
D'Angelo Jimenez, S (1, 5) OBP: 0.397, SLG: 0.396	BB		1B		G4-3			F8		3	0	0	0	1	1	3						
Ryan Klesko, L (1, 10) OBP: 0.431, SLG: 0.580	F8		1B		F9			F8		3	0	0	0	1	0	1						
Ray Lankford, L (1, 7) OBP: 0.351, SLG: 0.322	K		1B						G1-3	4	0	1	2	0	2	1						
Bubba Trammell, R (1, 9) OBP: 0.325, SLG: 0.361			F9		F7			G5-3		3	0	0	0	1	0	2						
Kevin Barker, L (1, 3) OBP: 0.250, SLG: 0.250	F7				G3			G6-4-3		4	0	1	0	0	0	1						
Deivi Cruz, R (1, 6) OBP: 0.307, SLG: 0.396	G6-3				F7					3	0	1	0	0	0	1						
Tom Lampkin, L (1, 2) OBP: 0.275, SLG: 0.300			K		G3			G1-6-3		3	0	0	0	0	1	2						
Ramón Vázquez, L (1, 4) OBP: 0.313, SLG: 0.323			2B		1B			F8		1	0	1	0	0	0	0						
Julius Matos, R (3, PR) OBP: 0.300, SLG: 0.450			1B		K					2	1	0	0	0	1	1						
<b>Inning Stats</b>	R: 0 E: 0 K: 1 S: 5	H: 0 LOB: 1 BB: 1 P: 11	R: 0 E: 0 K: 0 S: 4	H: 0 LOB: 0 BB: 0 P: 5	R: 2 E: 0 K: 2 S: 14	H: 3 LOB: 2 BB: 1 P: 24	R: 0 E: 0 K: 1 S: 9	H: 1 LOB: 1 BB: 0 P: 11	R: 0 E: 0 K: 0 S: 5	H: 0 LOB: 0 BB: 0 P: 10	R: 0 E: 0 K: 1 S: 8	H: 1 LOB: 0 BB: 0 P: 10	R: 0 E: 0 K: 0 S: 8	H: 0 LOB: 0 BB: 0 P: 12	R: 0 E: 0 K: 0 S: 7	H: 0 LOB: 0 BB: 0 P: 10	R: 0 E: 0 K: 0 S: 7	H: 0 LOB: 0 BB: 0 P: 11	1B: 4 2B: 1 3B: 0 HR: 0	SF: 0 SAC: 0 DP: 2 HBP: 0	WP: 0 PB: 0 SB: 1 CS: 0	PA: 33
<b>PITCHER</b> Rodrigo Lopez, R (1, 1) ERA: 2.45	IP: 9.0 WLS: L BF: 33	H: 5 R: 2 ER: 2 SO: 5	BB: 2 IBB: 1 HBP: 0 BLK: 0	WP: 0 HR: 0 S: 67 P: 106	ERA: 2.00 WHIP: 0.778	<b>PITCHER</b>										IP: 9.0 WLS: L BF: 33	H: 5 R: 2 ER: 2 SO: 5	BB: 2 IBB: 1 HBP: 0 BLK: 0	WP: 0 HR: 0 S: 67 P: 106	ERA: 2.00 WHIP: 0.778		

AB	30
R	2
H	5
RBI	2
BB	3
SO	5
LOB	12



Batter	1	2	3	4	5	6	7	8	9	AB	R	H	RBI	BB	SO	LOB	BOTTOM						
6 Melvin Mora, R (1, 6) OBP: 0.347, SLG: 0.412	G1-3		K			K				3	0	0	0	0	2	0	<b>San Diego Padres @ Baltimore Orioles</b> Oriole Park at Camden Yards, Baltimore, MD Wed Jun 12 2002, 3:05 PM EDT Att: 28,272 - Cloudy - 95 F						
Mike Bordick, R (7, 6) OBP: 0.307, SLG: 0.358								1B		1	0	1	0	0	0	0							
Gary Matthews, S (1, 9) OBP: 0.346, SLG: 0.415	G4-3				P6			G3		4	0	0	0	0	0	1							
Chris Singleton, L (1, 8) OBP: 0.284, SLG: 0.396	G3				G4-3					4	0	1	0	0	1	0							
Jeff Conine, R (1, 3) OBP: 0.287, SLG: 0.435					1B			F9		4	0	1	0	0	1	1							
31 Jay Gibbons, L (1, 10) OBP: 0.345, SLG: 0.480					F7			2B		3	0	2	0	1	0	1							
Tony Batista, R (1, 5) OBP: 0.345, SLG: 0.567					1B			G5-3		3	0	1	0	1	0	3							
21 Marty Cordova, R (1, 7) OBP: 0.322, SLG: 0.441					1B					4	0	0	0	0	3	6							
Brook Fordyce, R (1, 2) OBP: 0.271, SLG: 0.274					K			F9		3	0	0	0	0	1	1							
Jerry Hairston, R (1, 4) OBP: 0.320, SLG: 0.331					K			F7		3	0	0	0	0	1	1							
<b>Inning Stats</b>	R: 0 E: 0 K: 0 S: 8	H: 0 LOB: 0 BB: 0 P: 12	R: 0 E: 0 K: 0 S: 6	H: 1 LOB: 1 BB: 1 P: 14	R: 0 E: 0 K: 3 S: 9	H: 0 LOB: 0 BB: 0 P: 9	R: 0 E: 0 K: 0 S: 9	H: 1 LOB: 1 BB: 0 P: 11	R: 0 E: 0 K: 1 S: 10	H: 1 LOB: 1 BB: 0 P: 14	R: 0 E: 0 K: 2 S: 11	H: 0 LOB: 0 BB: 0 P: 13	R: 0 E: 0 K: 1 S: 11	H: 1 LOB: 1 BB: 0 P: 13	R: 0 E: 0 K: 0 S: 10	H: 1 LOB: 1 BB: 0 P: 17	R: 0 E: 0 K: 2 S: 14	H: 1 LOB: 2 BB: 1 P: 22	1B: 5 2B: 1 3B: 0 HR: 0	SF: 0 SAC: 0 DP: 1 HBP: 0	WP: 0 PB: 0 SB: 1 CS: 0	PA: 34	
<b>PITCHER</b> Brian Lawrence, R (1, 1) ERA: 3.08	IP: 8.0 WLS: W BF: 29	H: 5 R: 0 ER: 0 SO: 7	BB: 1 IBB: 0 HBP: 0 BLK: 0	WP: 0 HR: 0 S: 74 P: 103	ERA: 0.00 WHIP: 0.750	<b>PITCHER</b>										IP: 1.0 WLS: S BF: 5	H: 1 R: 0 ER: 0 SO: 2	BB: 1 IBB: 0 HBP: 0 BLK: 0	WP: 0 HR: 0 S: 14 P: 22	1B: 5 2B: 1 3B: 0 HR: 0	SF: 0 SAC: 0 DP: 1 HBP: 0	WP: 0 PB: 0 SB: 1 CS: 0	PA: 34





Batter	1	2	3	4	5	6	7	8	9	AB	R	H	RBI	BB	SO	LOB	TOP					
51 Ichiro Suzuki, L (1, 9) OBP: 0.443, SLG: 0.481	G6-3	1B IBB		G5-3		G5-3 SF7 2B		G3		4	1	1	0	1	0	0	<b>Seattle Mariners @ San Diego Padres</b> Qualcomm Stadium, San Diego, CA Fri Jun 14 2002, 10:05 PM EDT Att: 26,098 - Sunny - 70 F					
Desti Relaford, S (1, 5) OBP: 0.360, SLG: 0.369	1B 1B	1B		2B G4-3 1B		G5-3		K		5	2	3	1	0	1							
John Olerud, L (1, 3) OBP: 0.409, SLG: 0.520	G3-1 1B BB	SF7		G4-3 2B		SF7		BB BB		1	1	1	2	2	0							
Ruben Sierra, S (1, 7) OBP: 0.364, SLG: 0.483 Mike Cameron, R (8, PR) OBP: 0.336, SLG: 0.438	G3-1 1B	F2		G4-3		G4-3		BB BB		4	0	2	2	1	0	3						
Carlos Guillen, S (1, 6) OBP: 0.361, SLG: 0.497	G3-1			G4-3		G4-3		BB		0	0	0	0	0	0	0						
Bret Boone, R (1, 4) OBP: 0.305, SLG: 0.384	G6-3			G4-3		G6-3		BB		5	0	0	0	0	0	4						
Mark McLemore, S (1, 8) OBP: 0.374, SLG: 0.432		SH1-4 1B BB		K		P6		BB		2	1	0	0	3	1							
Ben Davis, S (1, 2) OBP: 0.336, SLG: 0.344	1B SF7 1B			IBB		F5		K		4	1	2	0	1	1							
Freddy Garcia, R (1, 1) Arthur Rhodes, L (7, 1) Edgar Martinez, R (9, PH) Kazuhiro Sasaki, R (9, 1)	SH1-4			G3		G3		K		3	0	0	0	0	1	3						
<b>Inning Stats</b>	R: 1 E: 0 K: 0 S: 11	H: 2 LOB: 2 BB: 1 P: 23	R: 2 E: 0 K: 0 S: 10	H: 2 LOB: 2 BB: 2 P: 20	R: 0 E: 1 K: 1 S: 8	H: 1 LOB: 2 BB: 1 P: 17	R: 2 E: 0 K: 0 S: 12	H: 3 LOB: 1 BB: 0 P: 19	R: 0 E: 0 K: 1 S: 6	H: 0 LOB: 0 BB: 0 P: 9	R: 1 E: 0 K: 1 S: 14	H: 2 LOB: 1 BB: 0 P: 20	R: 0 E: 0 K: 1 S: 10	H: 1 LOB: 1 BB: 1 P: 16	R: 0 E: 0 K: 2 S: 13	H: 0 LOB: 2 BB: 2 P: 26		R: 0 E: 0 K: 2 S: 11	H: 0 LOB: 1 BB: 1 P: 18	1B: 8 2B: 3 3B: 0 HR: 0	SF: 2 SAC: 1 DP: 0 HBP: 0	WP: 0 PB: 0 SB: 1 CS: 1
<b>PITCHER</b>	IP WLS BF H R ER SO BB IBB HBP BLK WP HR S P ERA WHIP	IP WLS BF H R ER SO BB IBB HBP BLK WP HR S P ERA WHIP	IP WLS BF H R ER SO BB IBB HBP BLK WP HR S P ERA WHIP	IP WLS BF H R ER SO BB IBB HBP BLK WP HR S P ERA WHIP	IP WLS BF H R ER SO BB IBB HBP BLK WP HR S P ERA WHIP	IP WLS BF H R ER SO BB IBB HBP BLK WP HR S P ERA WHIP	IP WLS BF H R ER SO BB IBB HBP BLK WP HR S P ERA WHIP	IP WLS BF H R ER SO BB IBB HBP BLK WP HR S P ERA WHIP	IP WLS BF H R ER SO BB IBB HBP BLK WP HR S P ERA WHIP	IP WLS BF H R ER SO BB IBB HBP BLK WP HR S P ERA WHIP	IP WLS BF H R ER SO BB IBB HBP BLK WP HR S P ERA WHIP	IP WLS BF H R ER SO BB IBB HBP BLK WP HR S P ERA WHIP	IP WLS BF H R ER SO BB IBB HBP BLK WP HR S P ERA WHIP	IP WLS BF H R ER SO BB IBB HBP BLK WP HR S P ERA WHIP	IP WLS BF H R ER SO BB IBB HBP BLK WP HR S P ERA WHIP	IP WLS BF H R ER SO BB IBB HBP BLK WP HR S P ERA WHIP						

AB	34
R	6
H	11
RBI	6
BB	8
SO	7
LOB	19



Batter	1	2	3	4	5	6	7	8	9	AB	R	H	RBI	BB	SO	LOB	BOTTOM					
Mark Kotsay, L (1, 8) OBP: 0.387, SLG: 0.473	G3 G3-1 BB		G3 1B		F7		CS	F5		3	1	1	0	1	0	0	<b>Seattle Mariners @ San Diego Padres</b> Qualcomm Stadium, San Diego, CA Fri Jun 14 2002, 10:05 PM EDT Att: 26,098 - Sunny - 70 F					
D'Angelo Jimenez, S (1, 4) OBP: 0.302, SLG: 0.302	G3-1		G3		K			K		4	0	0	0	0	2	2						
Ryan Klesko, L (1, 3) OBP: 0.429, SLG: 0.574	G3		HR 1B		G5-3			F8		4	1	1	1	0	0	1						
Ray Lankford, L (1, 7) OBP: 0.349, SLG: 0.340	G1-3		HR		G6-3			K		4	1	1	2	0	1	1						
Bubba Trammell, R (1, 9) OBP: 0.328, SLG: 0.371		1B	F7		G6-3			F9		4	0	2	0	0	0	0						
Deivi Cruz, R (1, 6) OBP: 0.501, SLG: 0.388	K		K		K			G6-3		4	0	0	0	0	3	2						
Tom Lampkin, L (1, 2) OBP: 0.270, SLG: 0.293	K		G4-3		P6					3	0	0	0	0	1	1						
Julius Matos, R (1, 5) OBP: 0.261, SLG: 0.391	K		K		K			G4-3		3	0	0	0	0	2	1						
Brett Tomko, R (1, 1) Geng Kimstiel, S (5, PH) Kevin Pickford, L (8, 1) Trenidad Hubbard, R (7, PH) 5B J.J. Trujillo, R (9, 1) Alan Embree, L (9, 1)	K		K		F8			CS BB		1	0	0	0	0	1	0						
<b>Inning Stats</b>	R: 0 E: 0 K: 0 S: 9	H: 0 LOB: 1 BB: 1 P: 16	R: 0 E: 0 K: 3 S: 14	H: 1 LOB: 0 BB: 0 P: 17	R: 3 E: 0 K: 1 S: 19	H: 3 LOB: 0 BB: 0 P: 27	R: 0 E: 0 K: 2 S: 8	H: 0 LOB: 0 BB: 0 P: 10	R: 0 E: 0 K: 1 S: 5	H: 0 LOB: 0 BB: 0 P: 11	R: 0 E: 0 K: 1 S: 9	H: 1 LOB: 1 BB: 0 P: 13	R: 0 E: 0 K: 0 S: 5	H: 0 LOB: 0 BB: 1 P: 13	R: 0 E: 0 K: 1 S: 10	H: 0 LOB: 0 BB: 0 P: 12		R: 0 E: 0 K: 1 S: 6	H: 0 LOB: 0 BB: 0 P: 7	1B: 3 2B: 1 3B: 0 HR: 1	SF: 0 SAC: 0 DP: 0 HBP: 0	WP: 0 PB: 0 SB: 0 CS: 1
<b>PITCHER</b>	IP WLS BF H R ER SO BB IBB HBP BLK WP HR S P ERA WHIP	IP WLS BF H R ER SO BB IBB HBP BLK WP HR S P ERA WHIP	IP WLS BF H R ER SO BB IBB HBP BLK WP HR S P ERA WHIP	IP WLS BF H R ER SO BB IBB HBP BLK WP HR S P ERA WHIP	IP WLS BF H R ER SO BB IBB HBP BLK WP HR S P ERA WHIP	IP WLS BF H R ER SO BB IBB HBP BLK WP HR S P ERA WHIP	IP WLS BF H R ER SO BB IBB HBP BLK WP HR S P ERA WHIP	IP WLS BF H R ER SO BB IBB HBP BLK WP HR S P ERA WHIP	IP WLS BF H R ER SO BB IBB HBP BLK WP HR S P ERA WHIP	IP WLS BF H R ER SO BB IBB HBP BLK WP HR S P ERA WHIP	IP WLS BF H R ER SO BB IBB HBP BLK WP HR S P ERA WHIP	IP WLS BF H R ER SO BB IBB HBP BLK WP HR S P ERA WHIP	IP WLS BF H R ER SO BB IBB HBP BLK WP HR S P ERA WHIP	IP WLS BF H R ER SO BB IBB HBP BLK WP HR S P ERA WHIP	IP WLS BF H R ER SO BB IBB HBP BLK WP HR S P ERA WHIP	IP WLS BF H R ER SO BB IBB HBP BLK WP HR S P ERA WHIP						

AB	31
R	3
H	5
RBI	3
BB	2
SO	10
LOB	8













Batter	1	2	3	4	5	6	7	8	9	AB	R	H	RBI	BB	SO	LOB	TOP		
18 Johnny Damon, L OBP: 0.383, SLG: 0.470	1-2 G4-3		1-1 2B		1-1 F8		2-1 G4-3		3-3 K	5	1	1	0	0	1	0			
Trot Nixon, L OBP: 0.329, SLG: 0.407	2-0 G3-1		0-1 2B		0-1 1B			1-0 1B HR		4	1	3	1	0	0	0			
Nomar Garciaparra, R OBP: 0.369, SLG: 0.536	2-2 F7		4-0 BB		1-3 K			0-0 1B HR		3	1	1	0	1	1	1			
Brian Daubach, L OBP: 0.345, SLG: 0.481		1-3 K	1-3 K		2-3 K			3-3 K		4	0	0	0	0	4	4			
Shea Hillenbrand, R OBP: 0.341, SLG: 0.502		1-3 K		0-1 G6-3		0-1 F3		0-1 1B HR		4	1	1	3	0	1	0			
Jason Varitek, S OBP: 0.326, SLG: 0.408		3-1 1B		0-1 FC8-2 1B		0-0 1B		3-1 G6-3		4	0	3	0	0	0	0			
Tony Clark, S OBP: 0.330, SLG: 0.390		1-1 G4-3		1-1 E3 1B		2-1 F5		0-1 G4-3		4	0	1	0	0	0	2			
49 Tim Wakefield, R OBP: 0.333, SLG: 0.250			1-2 G1-3	1-0 FC8-2 3-H		1-3 K		2-2 F8		4	0	0	0	0	1	2			
Lou Merloni, R OBP: 0.363, SLG: 0.407			2-3 K		0-3 K			1-0 G4-3		2	0	0	0	0	2	0			
Rolando Arroyo, R OBP: 0.330, SLG: 0.396							0-0 F7			1	0	0	0	0	0	0			
Carlos Baerga, S OBP: 0.333, SLG: 0.250										1	0	0	0	0	0	0			
Willie Banks, R OBP: 0.333, SLG: 0.250										0	0	0	0	0	0	0			
58 Bryant Nelson, S OBP: 0.333, SLG: 0.250										1	0	0	0	0	0	0			
<b>Inning Stats</b>	R: 0 E: 0 K: 0 S: 10	H: 0 LOB: 0 BB: 0 P: 15	R: 0 E: 0 K: 2 S: 11	H: 1 LOB: 1 BB: 0 P: 17	R: 1 E: 0 K: 2 S: 14	H: 2 LOB: 2 BB: 1 P: 23	R: 0 E: 1 K: 0 S: 7	H: 2 LOB: 1 BB: 0 P: 9	R: 0 E: 0 K: 1 S: 10	H: 1 LOB: 1 BB: 0 P: 13	R: 0 E: 0 K: 1 S: 10	H: 0 LOB: 0 BB: 0 P: 10	R: 3 E: 0 K: 1 S: 11	H: 3 LOB: 0 BB: 0 P: 18	R: 0 E: 0 K: 1 S: 7	H: 0 LOB: 0 BB: 0 P: 13	1B: 7 2B: 3 3B: 0 HR: 1	SF: 0 SAC: 0 DP: 1 HBP: 0	WP: 0 PA: 37 PB: 0 SB: 1 CS: 0
<b>PITCHER</b>	IP WLS BF H R ER SO BB IBB HBP BLK WP HR S P ERA WHIP	IP WLS BF H R ER SO BB IBB HBP BLK WP HR S P ERA WHIP	IP WLS BF H R ER SO BB IBB HBP BLK WP HR S P ERA WHIP	IP WLS BF H R ER SO BB IBB HBP BLK WP HR S P ERA WHIP	IP WLS BF H R ER SO BB IBB HBP BLK WP HR S P ERA WHIP	IP WLS BF H R ER SO BB IBB HBP BLK WP HR S P ERA WHIP	IP WLS BF H R ER SO BB IBB HBP BLK WP HR S P ERA WHIP	IP WLS BF H R ER SO BB IBB HBP BLK WP HR S P ERA WHIP	IP WLS BF H R ER SO BB IBB HBP BLK WP HR S P ERA WHIP	IP WLS BF H R ER SO BB IBB HBP BLK WP HR S P ERA WHIP	IP WLS BF H R ER SO BB IBB HBP BLK WP HR S P ERA WHIP	IP WLS BF H R ER SO BB IBB HBP BLK WP HR S P ERA WHIP	IP WLS BF H R ER SO BB IBB HBP BLK WP HR S P ERA WHIP	IP WLS BF H R ER SO BB IBB HBP BLK WP HR S P ERA WHIP	IP WLS BF H R ER SO BB IBB HBP BLK WP HR S P ERA WHIP	IP WLS BF H R ER SO BB IBB HBP BLK WP HR S P ERA WHIP	IP WLS BF H R ER SO BB IBB HBP BLK WP HR S P ERA WHIP	IP WLS BF H R ER SO BB IBB HBP BLK WP HR S P ERA WHIP	

Boston Red Sox @ San Diego Padres  
Qualcomm Stadium, San Diego, CA  
Tue Jun 18 2002, 10:05 PM EDT  
Att: 30,212 - Sunny - 72 F

AB 36  
R 4  
H 10  
RBI 4  
BB 1  
SO 10  
LOB 9



Batter	1	2	3	4	5	6	7	8	9	AB	R	H	RBI	BB	SO	LOB	BOTTOM				
Mark Kotsay, L OBP: 0.381, SLG: 0.470	0-1 G4-3		2-1 G4-3		1-2 CS 1B			2-2 3B		4	0	2	1	0	0	0					
Deivi Cruz, R OBP: 0.294, SLG: 0.373	2-1 CS 1B		0-0 L9		1-2 CS 1-2		1-1 G6-3		1-0 F3	4	0	1	0	0	0	1					
Ryan Klesko, L OBP: 0.420, SLG: 0.557	3-3 K 1-2		0-0 G6-3		1-2 G3			0-0 F5		4	0	0	0	0	1	2					
Ray Lankford, L OBP: 0.342, SLG: 0.340		0-3 K		2-3 K		1-3 K		2-3 K		4	0	0	0	0	4	0					
Bubba Trammell, R OBP: 0.333, SLG: 0.376		4-0 FC4-6 1B WP BB		2-3 K		0-2 G6-3		0-2 DI 1B		2	1	0	0	1	1	0					
Gene Kingsale, S OBP: 0.500, SLG: 0.500										1	0	1	0	0	0	0					
Wiki Gonzalez, R OBP: 0.386, SLG: 0.373		4-2 FC4-6 1B BB		0-1 G6-3		4-2 BB		2-3 K		2	0	0	0	2	1	1					
D'Angelo Jimenez, S OBP: 0.301, SLG: 0.308		2-0 FC4-6 1B 1-2 2-3			2-2 G6-3 1B		1-3 K		0-1 F8	4	1	1	0	0	1	4					
Julius Matos, R OBP: 0.267, SLG: 0.367		0-1 FC5-4 1B		1-3 1B		0-3 K		2-2 F9		3	0	1	1	0	1	2					
Brian Lawrence, R OBP: 0.278, SLG: 0.226		1-0 FC5-4			0-0 G6-3			0-2 G3		2	0	0	0	0	0	3					
Alan Embree, L OBP: 0.278, SLG: 0.226										0	0	0	0	0	0	0					
Tom Lampkin, L OBP: 0.288, SLG: 0.290										1	0	0	0	0	0	0					
Jason Middlebrook, R OBP: 0.400, SLG: 0.400										0	0	0	0	0	0	0					
<b>Inning Stats</b>	R: 0 E: 0 K: 1 S: 7	H: 1 LOB: 1 BB: 0 P: 12	R: 1 E: 0 K: 1 S: 12	H: 1 LOB: 2 BB: 2 P: 23	R: 0 E: 0 K: 0 S: 4	H: 0 LOB: 0 BB: 0 P: 6	R: 0 E: 0 K: 2 S: 8	H: 0 LOB: 0 BB: 0 P: 12	R: 1 E: 0 K: 1 S: 13	H: 2 LOB: 0 BB: 0 P: 16	R: 0 E: 0 K: 1 S: 9	H: 0 LOB: 0 BB: 0 P: 12	R: 0 E: 0 K: 1 S: 15	H: 0 LOB: 1 BB: 1 P: 22	R: 0 E: 0 K: 0 S: 8	H: 1 LOB: 1 BB: 0 P: 11	R: 0 E: 0 K: 2 S: 12	H: 1 LOB: 1 BB: 0 P: 16	1B: 5 2B: 1 3B: 1 HR: 0	SF: 0 SAC: 0 DP: 1 HBP: 0	WP: 1 PA: 35 PB: 0 SB: 0 CS: 2
<b>PITCHER</b>	IP WLS BF H R ER SO BB IBB HBP BLK WP HR S P ERA WHIP	IP WLS BF H R ER SO BB IBB HBP BLK WP HR S P ERA WHIP	IP WLS BF H R ER SO BB IBB HBP BLK WP HR S P ERA WHIP	IP WLS BF H R ER SO BB IBB HBP BLK WP HR S P ERA WHIP	IP WLS BF H R ER SO BB IBB HBP BLK WP HR S P ERA WHIP	IP WLS BF H R ER SO BB IBB HBP BLK WP HR S P ERA WHIP	IP WLS BF H R ER SO BB IBB HBP BLK WP HR S P ERA WHIP	IP WLS BF H R ER SO BB IBB HBP BLK WP HR S P ERA WHIP	IP WLS BF H R ER SO BB IBB HBP BLK WP HR S P ERA WHIP	IP WLS BF H R ER SO BB IBB HBP BLK WP HR S P ERA WHIP	IP WLS BF H R ER SO BB IBB HBP BLK WP HR S P ERA WHIP	IP WLS BF H R ER SO BB IBB HBP BLK WP HR S P ERA WHIP	IP WLS BF H R ER SO BB IBB HBP BLK WP HR S P ERA WHIP	IP WLS BF H R ER SO BB IBB HBP BLK WP HR S P ERA WHIP	IP WLS BF H R ER SO BB IBB HBP BLK WP HR S P ERA WHIP	IP WLS BF H R ER SO BB IBB HBP BLK WP HR S P ERA WHIP	IP WLS BF H R ER SO BB IBB HBP BLK WP HR S P ERA WHIP	IP WLS BF H R ER SO BB IBB HBP BLK WP HR S P ERA WHIP			

Boston Red Sox @ San Diego Padres  
Qualcomm Stadium, San Diego, CA  
Tue Jun 18 2002, 10:05 PM EDT  
Att: 30,212 - Sunny - 72 F

AB 31  
R 2  
H 6  
RBI 2  
BB 3  
SO 9  
LOB 13





Batter	1	2	3	4	5	6	7	8	9	AB	R	H	RBI	BB	SO	LOB	TOP		
Rickey Henderson, R OBP: 0.356, SLG: 0.364 (1, 7)	P6		SF7			K		F9		3	0	0	1	0	1	0	<b>Boston Red Sox @ San Diego Padres</b> Qualcomm Stadium, San Diego, CA Wed Jun 19 2002, 10:05 PM EDT Att: 32,974 - Cloudy - 71 F		
18 Johnny Damon, L OBP: 0.381, SLG: 0.471 (1, 8)	K		2B			G6-3		K		4	0	1	0	0	2	0			
Shea Hillenbrand, R OBP: 0.344, SLG: 0.513 (1, 5)	2B		G5-3			G4-3				4	1	2	0	0	0	1			
Nomar Garciaparra, R OBP: 0.363, SLG: 0.528 (1, 6)	G4-3					F9		G5-3		4	0	0	1	0	0	1			
Carlos Baerga, S OBP: 0.327, SLG: 0.390 (1, 4)		G4-3				G1		K		4	0	1	0	0	1	0			
Jose Offerman, S OBP: 0.312, SLG: 0.341 Brian Daubach, L OBP: 0.343, SLG: 0.478 (9, PH)	F8					FC4-6 1B		K		3	0	0	0	0	1	1			
Trot Nixon, L OBP: 0.329, SLG: 0.406 (1, 9)	G6-3					FC4-6 1B		K		1	0	0	0	0	1	0			
Doug Mirabeli, R OBP: 0.313, SLG: 0.452 Casey Fossum, L (7, 1)			SF7 2B			G4-3		FC5-4 1B		3	1	1	0	0	0	3			
Frank Castillo, R Jason Varitek, S OBP: 0.324, SLG: 0.406 (7, 2)			SH5-4			K		G4-3		0	0	0	0	0	0	0			
<b>Inning Stats</b>	R: 0 E: 0 K: 1 S: 9	H: 1 LOB: 1 BB: 0 P: 14	R: 0 E: 0 K: 0 S: 5	H: 0 LOB: 0 BB: 0 P: 9	R: 1 E: 0 K: 0 S: 8	H: 2 LOB: 1 BB: 0 P: 13	R: 0 E: 0 K: 1 S: 12	H: 0 LOB: 0 BB: 0 P: 15	R: 0 E: 1 K: 1 S: 6	H: 0 LOB: 0 BB: 0 P: 11	R: 0 E: 0 K: 0 S: 15	H: 2 LOB: 2 BB: 0 P: 20	R: 0 E: 0 K: 1 S: 5	H: 0 LOB: 0 BB: 0 P: 8	R: 1 E: 0 K: 2 S: 8	H: 1 LOB: 0 BB: 0 P: 11		1B: 2 2B: 3 3B: 1 HR: 0	SF: 1 SAC: 1 DP: 1 HBP: 0
<b>PITCHER</b>	IP WLS BF H R ER SO BB IBB HBP BLK WP HR S P ERA WHIP																		
Brett Tomko, R ERA: 3.49 Alan Embree, L ERA: 1.4 Trevor Hoffman, R ERA: 1.37	(1, 1) (8, 1) (9, 1)	7.0 1.0 1.0	W H S	26 3 4	5 0 1	1 0 1	1 0 1	4 1 2	0 0 0	0 0 0	0 0 0	0 0 0	0 0 0	0 5 8	63 8 11	93	1.29 0.00 9.00	0.714 0.000 1.000	

Batter	1	2	3	4	5	6	7	8	9	AB	R	H	RBI	BB	SO	LOB	BOTTOM		
Mark Kotsay, L OBP: 0.378, SLG: 0.466 (1, 8)	F7		L4			F9		FC1-6 1B		4	0	1	1	0	0	0	<b>Boston Red Sox @ San Diego Padres</b> Qualcomm Stadium, San Diego, CA Wed Jun 19 2002, 10:05 PM EDT Att: 32,974 - Cloudy - 71 F		
Deivi Cruz, R OBP: 0.288, SLG: 0.367 (1, 6)	L8		G6-3			G1-3		FC1-6 1B		4	0	0	0	0	0	2			
Ryan Klesko, L OBP: 0.414, SLG: 0.547 (1, 3)	K					P5		G4-3		4	0	0	0	0	1	2			
Bubba Trammell, R OBP: 0.327, SLG: 0.368 Trevor Hoffman, R (9, 1)		L9				L7		G5-3		4	0	0	0	0	0	0			
Ron Gant, R OBP: 0.337, SLG: 0.452 (1, 7)		CS 1B				BB 1B BB		G6-3		2	1	1	0	2	0	0			
D'Angelo Jimenez, S OBP: 0.304, SLG: 0.306 (1, 5)		BB BB				1B BB		L4		2	0	0	0	2	0	1			
Tom Lampkin, L OBP: 0.281, SLG: 0.299 (1, 2)		BB				1B		BLK 1B		3	1	2	1	1	0	1			
Julius Matos, R OBP: 0.273, SLG: 0.394 (1, 4)		L9				G5-3		1B 2B		3	1	1	1	0	0	4			
Brett Tomko, R OBP: 0.182, SLG: 0.242 Trendad Hubbard, R OBP: 0.287, SLG: 0.260 Alan Embree, L Gene Kingsale, S OBP: 0.500, SLG: 0.500 (8, 1) (9, 9)			K			P6		FC1-6 1B BB		2 0 0 0	0 0 0 0	0 0 0 0	0 1 0 0	0 0 0 0	0 0 0 0	0			
<b>Inning Stats</b>	R: 0 E: 0 K: 1 S: 7	H: 0 LOB: 0 BB: 0 P: 8	R: 0 E: 0 K: 0 S: 6	H: 1 LOB: 2 BB: 2 P: 14	R: 0 E: 0 K: 1 S: 8	H: 0 LOB: 0 BB: 0 P: 9	R: 1 E: 0 K: 0 S: 7	H: 1 LOB: 2 BB: 2 P: 15	R: 0 E: 0 K: 0 S: 10	H: 0 LOB: 0 BB: 0 P: 11	R: 0 E: 0 K: 0 S: 7	H: 0 LOB: 0 BB: 0 P: 13	R: 2 E: 0 K: 0 S: 12	H: 3 LOB: 2 BB: 1 P: 21	R: 0 E: 0 K: 0 S: 10	H: 0 LOB: 1 BB: 1 P: 18		1B: 4 2B: 1 3B: 0 HR: 0	SF: 0 SAC: 0 DP: 0 HBP: 0
<b>PITCHER</b>	IP WLS BF H R ER SO BB IBB HBP BLK WP HR S P ERA WHIP																		
Frank Castillo, R ERA: 4.55 Casey Fossum, L ERA: 3.34	(1, 1) (7, 1)	6.1 1.2	L 8	4 1	3 0	3 0	2 0	0 0	0 0	0 0	0 0	51 16	78 31	4.26 0.00	1.263 1.800				












Batter	1	2	3	4	5	6	7	8	9	AB	R	H	RBI	BB	SO	LOB	TOP
Alfonso Soriano, R OBP: 0.391, SLG: 0.582 (1, 4)										3	1	1	0	1	2	0	<p><b>New York Yankees @ San Diego Padres</b> Qualcomm Stadium, San Diego, CA</p> <p>Sat Jun 22 2002, 3:15 PM EDT Att: 60,021 - Sunny - 75 F</p> <p>livebaseballscores.com</p> <p>AB 29 R 1 H 3 RBI 1 BB 3 SO 11 LOB 9</p>
2 Derek Jeter, R OBP: 0.368, SLG: 0.425 (1, 6)										4	0	0	0	0	2	2	
25 Jason Giambi, L OBP: 0.428, SLG: 0.591 Marcus Thames, R OBP: 0.231, SLG: 0.538 (1, 3) (9, 7)										4	0	1	1	0	1	1	
Bernie Williams, S OBP: 0.420, SLG: 0.484 (1, 8)										4	0	1	0	0	1	0	
Robin Ventura, L OBP: 0.359, SLG: 0.536 (1, 5)										4	0	0	0	0	1	1	
Shane Spencer, R OBP: 0.333, SLG: 0.395 (1, 9)										2	0	0	0	1	1	0	
John Vander Wal, L OBP: 0.340, SLG: 0.418 Rondell White, R OBP: 0.310, SLG: 0.378 (7, PH) (7, 7)										1	0	0	0	1	0	0	
Nick Johnson, L OBP: 0.322, SLG: 0.434 (9, 3)										1	0	0	0	0	1	2	
Alberto Castillo, R OBP: 0.182, SLG: 0.250 (1, 2)										3	0	0	0	0	0	3	
Ted Lilly, L (1, 1)										3	0	0	0	0	2	0	
<b>Inning Stats</b>	R: 1 H: 2 E: 0 K: 1 S: 8	H: 2 LOB: 0 BB: 0 P: 12	R: 0 H: 0 E: 0 K: 1 S: 9	H: 0 LOB: 0 BB: 0 P: 16	R: 0 H: 0 E: 0 K: 2 S: 8	H: 0 LOB: 0 BB: 0 P: 12	R: 0 H: 0 E: 0 K: 0 S: 11	H: 0 LOB: 1 BB: 1 P: 19	R: 0 H: 0 E: 0 K: 3 S: 13	H: 1 LOB: 2 BB: 1 P: 22	R: 0 H: 0 E: 0 K: 3 S: 10	H: 0 LOB: 0 BB: 0 P: 14	R: 0 H: 0 E: 0 K: 3 S: 9	H: 0 LOB: 0 BB: 0 P: 12	1B: 0 2B: 3 3B: 0 HR: 0	SF: 0 SAC: 0 DP: 0 HBP: 0	WP: 0 PA: 32 CS: 0
<b>PITCHER</b>	IP WLS BF H R ER SO BB IBB HBP BLK WP HR S P ERA WHIP	6.0 L 22 3 1 1 4 2 0 0 0 0 0 60 98 1.50 0.833	3.0 10 0 0 0 7 0 1 0 0 0 0 29 42 0.00 0.000														

Batter	1	2	3	4	5	6	7	8	9	AB	R	H	RBI	BB	SO	LOB	BOTTOM
Mark Kotsay, L OBP: 0.369, SLG: 0.451 (1, 8)										3	0	0	0	1	1	1	<p><b>New York Yankees @ San Diego Padres</b> Qualcomm Stadium, San Diego, CA</p> <p>Sat Jun 22 2002, 3:15 PM EDT Att: 60,021 - Sunny - 75 F</p> <p>livebaseballscores.com</p> <p>AB 30 R 0 H 3 RBI 0 BB 2 SO 11 LOB 10</p>
Deivi Cruz, R OBP: 0.286, SLG: 0.356 (1, 6)										4	0	0	0	0	2	1	
Ron Gant, R OBP: 0.345, SLG: 0.462 (1, 7)										4	0	1	0	0	1	1	
Bubba Trammell, R OBP: 0.326, SLG: 0.366 (1, 9)										3	0	0	0	0	1	2	
Wiki Gonzalez, R OBP: 0.400, SLG: 0.382 (1, 2)										3	0	1	0	1	1	1	
Julius Matos, R OBP: 0.233, SLG: 0.326 (1, 4)										3	0	0	0	0	0	3	
D'Angelo Jimenez, S OBP: 0.297, SLG: 0.296 (1, 5)										3	0	0	0	0	0	1	
Kevin Barker, L OBP: 0.154, SLG: 0.083 (1, 3)										3	0	0	0	0	3	0	
44 Jake Peavy, R OBP: 0.500, SLG: 0.500 Alan Embree, L (7, 1)										2	0	1	0	0	1	0	
Gene Kingsale, S OBP: 0.417, SLG: 0.364 Ray Lankford, L OBP: 0.337, SLG: 0.333 (9, PH)										1	0	0	0	0	0	0	
<b>Inning Stats</b>	R: 0 H: 0 E: 0 K: 0 S: 6	H: 0 LOB: 1 BB: 1 P: 17	R: 0 H: 0 E: 0 K: 3 S: 12	H: 0 LOB: 1 BB: 1 P: 19	R: 0 H: 2 E: 0 K: 0 S: 9	H: 1 LOB: 1 BB: 0 P: 14	R: 0 H: 0 E: 0 K: 3 S: 11	H: 0 LOB: 0 BB: 0 P: 12	R: 0 H: 0 E: 0 K: 1 S: 6	H: 0 LOB: 0 BB: 0 P: 7	R: 0 H: 0 E: 0 K: 1 S: 8	H: 0 LOB: 0 BB: 0 P: 11	R: 0 H: 0 E: 0 K: 0 S: 8	H: 0 LOB: 0 BB: 0 P: 12	1B: 3 2B: 1 3B: 0 HR: 0	SF: 0 SAC: 0 DP: 1 HBP: 0	WP: 1 PA: 32 CS: 0
<b>PITCHER</b>	IP WLS BF H R ER SO BB IBB HBP BLK WP HR S P ERA WHIP	9.0 W 32 3 0 0 11 2 0 0 0 1 0 79 113 0.00 0.556															



Batter	1	2	3	4	5	6	7	8	9	AB	R	H	RBI	BB	SO	LOB	TOP					
Alfonso Soriano, R (1.4) OBP: 0.391, SLG: 0.582	0-3 K		2-2 P4		0-0 1-H 2B		2-2 2B 1B		0-3 K	5	0	2	0	0	2	1	<b>New York Yankees @ San Diego Padres</b> Qualcomm Stadium, San Diego, CA Sun Jun 23 2002, 5:00 PM EDT Att: 50,050 - Sunny - 75 F					
2 Derek Jeter, R (1.6) OBP: 0.372, SLG: 0.426	4-0 25 BB		2-3 K		0-0 G6-3		3-2 1B		1-2 G3-1 BB 1B	4	0	2	1	1	1							
25 Jason Giambi, L (1.3) OBP: 0.333, SLG: 0.585 Nick Johnson, L (7.3) OBP: 0.325, SLG: 0.434	4-1 1-2 BB		1-1 L8		1-0 F8		0-1 F7		4-1 G3-1 BB	3	0	0	0	1	0	2						
Bernie Williams, S (1.8) OBP: 0.413, SLG: 0.475	0-3 K				0-0 G4-3		0-1 F7		0-0 G3-1	5	0	0	1	0	2	6						
Robin Ventura, L (1.5) OBP: 0.360, SLG: 0.533	0-0 G4-3				2-2 20 G1-3 1B		0-0 1B		3-2 F8	5	0	2	0	0	1	4						
20 Jorge Posada, S (1.2) OBP: 0.356, SLG: 0.475					0-0 G3		2-2 L7		2-1 G4-3	4	0	0	0	0	0	2						
John Vander Wal, L (1.9) Shane Spencer, R (7.9) OBP: 0.337, SLG: 0.399					1-0 G4-3				0-0 G3	3	0	0	0	0	0	1						
Rondell White, R (1.7) OBP: 0.309, SLG: 0.389					3-2 E6 35 FC4-6		2-1 G5-3		3-1 F7	4	1	1	1	0	0	1						
35 Mike Mussina, L (1.1) OBP: 0.600, SLG: 0.600 Mike Stanton, L (7.1) Ramiro Mendoza, R (7.1) Enrique Wilson, S (9, PH) Steve Karsay, R (9.1)					1-1 FC4-6		1-1 2B 1B		1-1 E9 1B 2 1B 1B	3	1	2	0	0	0	1						
<b>Inning Stats</b>	R: 0 E: 0 K: 2 S: 11	H: 0 LOB: 2 BB: 2 P: 19	R: 0 E: 1 K: 0 S: 7	H: 0 LOB: 1 BB: 0 P: 12	R: 0 E: 0 K: 1 S: 11	H: 0 LOB: 0 BB: 0 P: 16	R: 0 E: 0 K: 0 S: 8	H: 1 LOB: 1 BB: 0 P: 12	R: 0 E: 0 K: 0 S: 6	H: 2 LOB: 1 BB: 0 P: 9	R: 0 E: 0 K: 0 S: 7	H: 1 LOB: 1 BB: 0 P: 10	R: 2 E: 1 K: 1 S: 20	H: 4 LOB: 2 BB: 0 P: 30	R: 0 E: 0 K: 0 S: 12	H: 1 LOB: 1 BB: 0 P: 22		R: 1 E: 0 K: 2 S: 12	H: 1 LOB: 2 BB: 2 P: 22	1B: 8 2B: 1 3B: 0 HR: 1	SF: 0 SAC: 0 DP: 0 HBP: 0	WP: 0 PB: 0 SB: 0 CS: 0
<b>PITCHER</b>	IP	WLS	BF	H	R	ER	SO	BB	IBB	HBP	BLK	WP	HR	S	P	ERA	WHIP					
Brian Lawrence, R (1.1) ERA: 3.19	6.1		29	8	2	2	3	2	0	0	0	0	1	64	101	2.84	1.579					
49 Eric Cyr, L (7.1) ERA:	1.0		3	0	0	0	1	0	0	0	0	0	0	12	16	0.00	0.000					
Steve Reed, R (8.1) ERA: 1.97	1.0	L	6	2	1	1	1	1	0	0	0	0	0	13	25	9.00	3.000					
Trevor Hoffman, R (9.1) ERA: 1.33	0.2		3	0	0	0	1	1	0	0	0	0	0	5	10	0.00	1.500					

AB	37
R	3
H	10
RBI	3
BB	4
SO	6
LOB	19



Batter	1	2	3	4	5	6	7	8	9	AB	R	H	RBI	BB	SO	LOB	BOTTOM					
Gene Kingsale, S (1.9) OBP: 0.333, SLG: 0.286 Ron Gant, R (7, PH) OBP: 0.339, SLG: 0.453	1-1 G4-3		3-3 K		1-1 P3		1-2 G1-3		0-2 F8	3	0	0	0	0	1	0	<b>New York Yankees @ San Diego Padres</b> Qualcomm Stadium, San Diego, CA Sun Jun 23 2002, 5:00 PM EDT Att: 50,050 - Sunny - 75 F					
Deivi Cruz, R (1.6) OBP: 0.285, SLG: 0.353	0-3 K		0-0 G5-3		1-1 G5-3		0-1 2B		2-1 G4-3	5	0	1	2	0	1	0						
Mark Kotsay, L (1.8) OBP: 0.373, SLG: 0.459	4-0 CS BB				0-1 F8 2B		2-1 G5-3		0-0 G4-3	4	0	2	0	1	0	0						
Ray Lankford, L (1.7) OBP: 0.335, SLG: 0.327 Steve Reed, R (8.1) D'Angelo Jimenez, S (9.5) OBP: 0.297, SLG: 0.298	2-2 CS		3-3 K		2-3 K		2-3 K		4-0 IBB	3	0	0	0	1	3	1						
Kevin Barker, L (1.3) OBP: 0.235, SLG: 0.188					0-1 F8		1-0 G3-1		1-1 G4-3	4	0	2	0	0	0	4						
Tom Lampkin, L (1.2) OBP: 0.289, SLG: 0.302 49 Eric Cyr, R (7.1) Bubba Trammell, R (8.9) OBP: 0.324, SLG: 0.385					0-1 G3-1 1B		2-3 F8		0-0 F8	2	0	1	0	1	0	1						
Ramón Vázquez, L (1.4) OBP: 0.322, SLG: 0.318					0-1 BB BB		0-0 F8		1-3 K	1	0	0	0	0	0	0						
Julius Matos, R (1.5) OBP: 0.234, SLG: 0.319 Trevor Hoffman, R (9.1)					1-2 G3-1 1B		4-2 G1-3 HBP 1B BB		0-1 G5-3	2	1	0	0	2	0	2						
Brian Lawrence, R (1.1) OBP: 0.263, SLG: 0.212 Wiki Gonzalez, R (7.2) OBP: 0.412, SLG: 0.390					0-2 G4-3		0-0 G5-3		1-3 K	4	0	1	0	0	1	6						
<b>Inning Stats</b>	R: 0 E: 0 K: 1 S: 7	H: 0 LOB: 1 BB: 1 P: 14	R: 0 E: 0 K: 1 S: 14	H: 2 LOB: 2 BB: 0 P: 20	R: 0 E: 0 K: 1 S: 7	H: 0 LOB: 0 BB: 0 P: 11	R: 0 E: 0 K: 1 S: 11	H: 1 LOB: 3 BB: 2 P: 21	R: 0 E: 0 K: 1 S: 7	H: 0 LOB: 0 BB: 0 P: 9	R: 0 E: 0 K: 1 S: 7	H: 1 LOB: 1 BB: 0 P: 12	R: 2 E: 0 K: 1 S: 16	H: 2 LOB: 3 BB: 2 P: 30	R: 0 E: 0 K: 1 S: 9	H: 2 LOB: 1 BB: 0 P: 11		R: 0 E: 0 K: 0 S: 8	H: 0 LOB: 0 BB: 0 P: 11	1B: 6 2B: 2 3B: 0 HR: 0	SF: 0 SAC: 0 DP: 0 HBP: 1	WP: 0 PB: 0 SB: 0 CS: 1
<b>PITCHER</b>	IP	WLS	BF	H	R	ER	SO	BB	IBB	HBP	BLK	WP	HR	S	P	ERA	WHIP					
35 Mike Mussina, R (1.1) ERA: 4.51	6.1		27	4	2	2	7	4	0	1	0	0	0	62	104	2.84	1.263					
Mike Stanton, L (7.1) ERA: 2.59	0.1	H	1	0	0	0	0	0	0	0	0	0	0	3	4	0.00	0.000					
Ramiro Mendoza, R (7.1) ERA: 3.33	1.1	W	8	4	0	0	1	0	1	0	0	0	0	13	20	0.00	3.000					
Steve Karsay, R (9.1) ERA: 2.47	1.0	S	3	0	0	0	0	0	0	0	0	0	0	8	11	0.00	0.000					

AB	33
R	2
H	8
RBI	2
BB	5
SO	8
LOB	16





Batter	1	2	3	4	5	6	7	8	9	AB	R	H	RBI	BB	SO	LOB	TOP											
<b>Reggie Sanders, R</b> OBP: 0.331, SLG: 0.422 (1, 9)										4	1	2	0	1	0	1	<b>San Francisco Giants @ San Diego Padres</b> Qualcomm Stadium, San Diego, CA Mon Jun 24 2002, 10:05 PM EDT Att: 17,475 - Sunny - 68 F <a href="http://livebaseballscores.com">livebaseballscores.com</a>											
<b>Rich Aurilia, R</b> OBP: 0.293, SLG: 0.426 (1, 6)										4	0	0	0	1	1	3												
<b>Barry Bonds, L</b> OBP: 0.567, SLG: 0.807 (1, 7)										3	2	2	4	2	0	2												
<b>Jeff Kent, R</b> OBP: 0.358, SLG: 0.470 (1, 4)										5	0	0	0	0	1	3												
<b>Benito Santiago, R</b> OBP: 0.318, SLG: 0.472 (1, 2)										5	2	3	0	0	0	0												
<b>J.T. Snow, L</b> OBP: 0.304, SLG: 0.314 (1, 3)										4	0	2	0	0	2	1												
<b>David Bell, R</b> OBP: 0.318, SLG: 0.435 (1, 5)										3	1	2	3	1	0	0												
<b>Tsuyoshi Shinjo, R</b> OBP: 0.298, SLG: 0.357 (1, 8)										3	0	0	0	0	0	2												
<b>Jason Schmidt, R</b> Marvin Benard, L 41 Chad Zerbe, L Pedro Feliz, R Tim Worrell, R Robb Nen, R (1, 1)										2	0	0	0	0	1	1												
<b>Inning Stats</b>	R: 0 E: 0 K: 0 S: 7	H: 1 LOB: 1 BB: 1 P: 12	R: 1 E: 0 K: 0 S: 11	H: 3 LOB: 1 BB: 0 P: 18	R: 0 E: 0 K: 1 S: 7	H: 0 LOB: 0 BB: 1 P: 15	R: 0 E: 0 K: 1 S: 7	H: 0 LOB: 0 BB: 0 P: 9	R: 0 E: 0 K: 1 S: 13	H: 1 LOB: 2 BB: 1 P: 23	R: 2 E: 0 K: 0 S: 11	H: 3 LOB: 0 BB: 0 P: 14	R: 3 E: 0 K: 2 S: 17	H: 3 LOB: 1 BB: 1 P: 31	R: 0 E: 0 K: 0 S: 7	H: 0 LOB: 1 BB: 1 P: 12		R: 1 E: 0 K: 0 S: 5	H: 1 LOB: 0 BB: 0 P: 6	1B: 5 2B: 4 3B: 1 HR: 3	SF: 0 SAC: 1 DP: 2 HBP: 0	WP: 0 PB: 0 SB: 0 CS: 0	PA: 41					
<b>PITCHER</b>	IP	WLS	BF	H	R	ER	SO	BB	IBB	HBP	BLK	WP	HR	S	P	ERA	WHIP											
<b>Brett Tomko, R</b> ERA: 3.72 (1, 1)	6.0		28	9	5	5	3	3	1	0	0	0	1	57	97	7.50	2.000											
<b>Jeremy Fikac, R</b> ERA: 4.19 (7, 1)	0.2	B	4	2	1	1	1	0	0	0	0	0	0	1	13	20	13.50	3.000										
<b>49 Eric Cyr, L</b> ERA: (7, 1)	0.1		1	0	0	0	1	0	0	0	0	0	0	0	3	5	0.00	0.000										
<b>Steve Reed, R</b> ERA: 1.91 (8, 1)	1.0		4	0	0	0	0	1	0	0	0	0	0	7	12	0.00	1.000											
<b>Trevor Hoffman, R</b> ERA: 1.61 (9, 1)	1.0	L	4	1	1	1	0	0	0	0	0	0	1	5	6	9.00	1.000											

Batter	1	2	3	4	5	6	7	8	9	AB	R	H	RBI	BB	SO	LOB	BOTTOM										
<b>Ramón Vázquez, L</b> OBP: 0.318, SLG: 0.314 (1, 6)										5	0	1	0	0	1	1	<b>San Francisco Giants @ San Diego Padres</b> Qualcomm Stadium, San Diego, CA Mon Jun 24 2002, 10:05 PM EDT Att: 17,475 - Sunny - 68 F <a href="http://livebaseballscores.com">livebaseballscores.com</a>										
<b>D'Angelo Jimenez, S</b> OBP: 0.297, SLG: 0.297 (1, 5)										4	1	1	1	0	2	1											
<b>Mark Kotsay, L</b> OBP: 0.375, SLG: 0.458 (1, 8)										3	1	1	1	1	0	1											
<b>Kevin Barker, L</b> OBP: 0.200, SLG: 0.158 (1, 3)										3	0	0	0	0	1	1											
<b>Deivi Cruz, R</b> OBP: 0.293, SLG: 0.351 (7, PH) (8, 3)										1	0	0	0	0	0	1											
<b>Bubba Trammell, R</b> OBP: 0.319, SLG: 0.357 (1, 9)										4	0	0	0	0	2	1											
<b>Trevor Hoffman, R</b> ERA: (9, 1)										0	0	0	0	0	0	0											
<b>Ray Lankford, L</b> OBP: 0.344, SLG: 0.370 (1, 7)										3	2	2	3	1	0	0											
<b>Tom Lampkin, L</b> OBP: 0.288, SLG: 0.323 (1, 2)										4	1	1	1	0	1	1											
<b>Julius Matos, R</b> OBP: 0.255, SLG: 0.333 (1, 4)										4	1	2	0	0	0	0											
<b>Brett Tomko, R</b> OBP: 0.171, SLG: 0.229 (1, 1)										2	0	0	0	0	1	1											
<b>Jeremy Fikac, R</b> ERA: (7, 1)										0	0	0	0	0	0	0											
<b>49 Eric Cyr, R</b> ERA: (7, 1)										0	0	0	0	0	0	0											
<b>Steve Reed, R</b> ERA: (8, 1)										0	0	0	0	0	0	0											
<b>Gene Kingsale, S</b> OBP: 0.313, SLG: 0.267 (9, 9)										1	0	0	0	0	0	0											
<b>Inning Stats</b>	R: 0 E: 0 K: 2 S: 10	H: 0 LOB: 0 BB: 0 P: 12	R: 0 E: 0 K: 0 S: 5	H: 0 LOB: 1 BB: 1 P: 11	R: 0 E: 0 K: 2 S: 14	H: 1 LOB: 0 BB: 0 P: 19	R: 2 E: 0 K: 2 S: 12	H: 1 LOB: 0 BB: 1 P: 20	R: 2 E: 1 K: 0 S: 9	H: 3 LOB: 1 BB: 0 P: 12	R: 2 E: 0 K: 2 S: 19	H: 3 LOB: 1 BB: 0 P: 25	R: 0 E: 1 K: 0 S: 12	H: 0 LOB: 1 BB: 0 P: 17	R: 0 E: 0 K: 0 S: 8	H: 0 LOB: 0 BB: 0 P: 12	R: 0 E: 0 K: 0 S: 12	H: 0 LOB: 0 BB: 0 P: 14	1B: 5 2B: 0 3B: 0 HR: 3	SF: 0 SAC: 1 DP: 0 HBP: 0	WP: 0 PB: 0 SB: 0 CS: 0	PA: 37					
<b>PITCHER</b>	IP	WLS	BF	H	R	ER	SO	BB	IBB	HBP	BLK	WP	HR	S	P	ERA	WHIP										
<b>Jason Schmidt, R</b> ERA: 3.41 (1, 1)	6.0		27	8	5	5	8	2	0	0	0	0	0	12	17	0.00	0.000										
<b>41 Chad Zerbe, L</b> ERA: 2.79 (7, 1)	1.0		4	0	0	0	0	0	0	0	0	0	0	8	12	0.00	0.000										
<b>Tim Worrell, R</b> ERA: 2.34 (8, 1)	1.0	W	3	0	0	0	0	0	0	0	0	0	0	8	12	0.00	0.000										
<b>Robb Nen, R</b> ERA: 1.97 (9, 1)	1.0	S	3	0	0	0	0	0	0	0	0	0	0	12	14	0.00	0.000										











Batter	1	2	3	4	5	6	7	8	9	AB	R	H	RBI	BB	SO	LOB	TOP			
Ramón Vázquez, L (1, 4) OBP: 0.321, SLG: 0.315										5	1	1	0	0	0	3	<b>San Diego Padres @ San Francisco Giants</b> PacBell Park, San Francisco, CA Thu Jun 27 2002, 3:35 PM EDT Att: 39,519 - Overcast - 61 F <a href="http://livebaseballscorecards.com">livebaseballscorecards.com</a>			
Mark Kotsay, L (1, 8) OBP: 0.376, SLG: 0.455										4	1	2	1	1	1	0				
Ryan Klesko, L (1, 3) OBP: 0.401, SLG: 0.520										5	0	1	0	0	2	3				
Bubba Trammell, R (1, 9) OBP: 0.326, SLG: 0.354										4	1	1	0	1	0	3				
Ray Lankford, L (1, 7) OBP: 0.347, SLG: 0.361										1	1	0	0	2	0	0				
Ron Gant, R (7, PH) OBP: 0.352, SLG: 0.451										1	0	0	0	1	1	3				
Deivi Cruz, R (1, 6) OBP: 0.286, SLG: 0.353										5	1	2	1	0	1	6				
D'Angelo Jimenez, S (1, 5) OBP: 0.299, SLG: 0.304										2	0	1	2	0	0	1				
Jason Middlebrook, R (3, 1) OBP: 0.333, SLG: 0.333										1	0	0	0	0	0	0				
Gene Kingsale, S (8, PH) OBP: 0.350, SLG: 0.474										1	1	1	1	0	0	0				
David Lundquist, R (8, 1) OBP: 0.230, SLG: 0.281										0	0	0	0	0	0	0				
Mark Sweeney, L (9, PH) OBP: 0.290, SLG: 0.281										1	0	0	0	0	1	3				
Tom Lampkin, L (1, 2) OBP: 0.270, SLG: 0.303										3	0	0	1	0	1	1				
Kevin Jarvis, L (1, 1) OBP: 0.500, SLG: 0.375										0	0	0	0	1	0	0				
Julius Matos, R (3, 5) OBP: 0.266, SLG: 0.333										2	0	0	0	1	1	0				
<b>Inning Stats</b>	R: 5 E: 2 K: 1 S: 23	H: 4 LOB: 2 BB: 2 P: 40	R: 0 E: 0 K: 0 S: 7	H: 0 LOB: 0 BB: 0 P: 9	R: 0 E: 1 K: 0 S: 11	H: 1 LOB: 1 BB: 0 P: 17	R: 0 E: 1 K: 2 S: 15	H: 0 LOB: 2 BB: 1 P: 25	R: 0 E: 0 K: 0 S: 4	H: 0 LOB: 0 BB: 0 P: 10	R: 0 E: 0 K: 2 S: 14	H: 1 LOB: 2 BB: 1 P: 22	R: 1 E: 0 K: 1 S: 9	H: 1 LOB: 0 BB: 1 P: 14	R: 0 E: 0 K: 2 S: 13	H: 2 LOB: 3 BB: 1 P: 23	1B: 6 2B: 2 3B: 0 HR: 1	SF: 1 SAC: 0 DP: 2 HBP: 0	WP: 0 PB: 0 SB: 2 CS: 0	PA: 43
<b>PITCHER</b>	IP WLS BF H R ER SO BB IBB HBP BLK WP HR S P ERA WHIP																			
Ryan Jensen, R (1, 1) ERA: 4.55	6.0 W 28 5 5 3 3 4 0 0 0 0 0 0 64 107 4.50 1.500																			
Aaron Fultz, L (7, 1) ERA: 5.49	1.1 H 7 2 1 1 3 1 0 0 0 0 0 1 18 27 6.75 2.250																			
Tim Worrell, R (8, 1) ERA: 2.25	0.2 H 5 2 0 0 0 2 0 0 0 0 0 0 11 23 0.00 6.000																			
Robb Nen, R (9, 1) ERA: 1.8	1.0 S 3 0 0 0 2 0 0 0 0 0 0 0 7 9 0.00 0.000																			
Batter	1	2	3	4	5	6	7	8	9	AB	R	H	RBI	BB	SO	LOB	BOTTOM			
David Bell, R (1, 5) OBP: 0.321, SLG: 0.430										3	2	1	0	1	0	2	<b>San Diego Padres @ San Francisco Giants</b> PacBell Park, San Francisco, CA Thu Jun 27 2002, 3:35 PM EDT Att: 39,519 - Overcast - 61 F <a href="http://livebaseballscorecards.com">livebaseballscorecards.com</a>			
Rich Aurilia, R (1, 6) OBP: 0.296, SLG: 0.429										4	3	3	1	1	0	1				
Jeff Kent, R (1, 4) OBP: 0.365, SLG: 0.485										5	2	3	6	0	0	1				
Barry Bonds, L (1, 7) OBP: 0.575, SLG: 0.812										2	1	0	0	3	0	1				
Reggie Sanders, R (1, 9) OBP: 0.337, SLG: 0.424										5	0	3	3	0	0	2				
J.T. Snow, L (1, 3) OBP: 0.312, SLG: 0.326										5	0	0	1	0	1	3				
Tsuyoshi Shinjo, R (1, 8) OBP: 0.295, SLG: 0.349										4	0	0	0	1	0	1				
Yorvit Torrealba, R (1, 2) OBP: 0.355, SLG: 0.382										3	2	2	0	1	0	2				
Ryan Jensen, R (1, 1) OBP: 0.174, SLG: 0.182										3	1	0	0	0	1	2				
Aaron Fultz, L (7, 1) ERA: 5.19										1	0	0	0	0	0	1				
Tim Worrell, R (8, 1) ERA: 2.25										0	0	0	0	0	0	0				
Robb Nen, R (9, 1) ERA: 1.8										0	0	0	0	0	0	0				
<b>Inning Stats</b>	R: 0 E: 0 K: 0 S: 8	H: 1 LOB: 1 BB: 0 P: 13	R: 0 E: 0 K: 0 S: 5	H: 0 LOB: 0 BB: 0 P: 9	R: 5 E: 1 K: 0 S: 26	H: 4 LOB: 2 BB: 2 P: 43	R: 0 E: 0 K: 1 S: 9	H: 0 LOB: 0 BB: 1 P: 18	R: 0 E: 0 K: 1 S: 10	H: 1 LOB: 1 BB: 0 P: 17	R: 3 E: 0 K: 0 S: 13	H: 3 LOB: 2 BB: 2 P: 27	R: 0 E: 0 K: 0 S: 10	H: 0 LOB: 1 BB: 1 P: 18	R: 3 E: 0 K: 0 S: 15	H: 3 LOB: 1 BB: 1 P: 28	1B: 7 2B: 5 3B: 0 HR: 0	SF: 0 SAC: 0 DP: 1 HBP: 1	WP: 0 PB: 0 SB: 0 CS: 0	PA: 43
<b>PITCHER</b>	IP WLS BF H R ER SO BB IBB HBP BLK WP HR S P ERA WHIP																			
Kevin Jarvis, R (1, 1) ERA: 3.09	2.2 16 5 5 3 0 2 0 0 0 0 0 0 44 83 6.23 1.615																			
Jason Middlebrook, R (3, 1) ERA: 5.19	4.1 L 20 4 3 3 2 3 1 0 0 0 0 0 37 62 10.12 2.625																			
David Lundquist, R (8, 1) ERA: 27.0	1.0 7 3 3 3 0 0 1 1 0 0 0 0 15 28 27.00 3.000																			



Batter	1	2	3	4	5	6	7	8	9	AB	R	H	RBI	BB	SO	LOB	TOP										
Ramón Vázquez, L (1.4) OBP: 0.327, SLG: 0.318	L6		F8		G1-3	G3-1		FC4-6		5	1	2	1	1	0	4	<b>San Diego Padres @ Kansas City Royals</b> Kauffman Stadium, Kansas City, MO Fri Jun 28 2002, 7:05 PM CDT Att: 29,935 - Sunny - 89 F										
Mark Kotsay, L (1.8) OBP: 0.377, SLG: 0.450	BB				F8		G6-3	FC4-6		5	1	1	1	1	0	6											
Ryan Klesko, L (1.3) OBP: 0.399, SLG: 0.514	BB	L4	L4		G1-3				G6-3	5	1	1	0	1	0	3											
Bubba Trammell, R (1.9) OBP: 0.339, SLG: 0.370	BB				F8					5	1	4	1	1	0	0											
Ron Gant, R (1.10) OBP: 0.336, SLG: 0.426	P6	K			G6-3	G5-3			K	6	0	0	0	0	2	8											
Ray Lankford, L (1.7) OBP: 0.346, SLG: 0.360	BB	FC4-6							G4-3	6	2	2	2	0	0	2											
Deivi Cruz, R (1.6) OBP: 0.290, SLG: 0.355	BB									4	2	1	1	1	0	0											
D'Angelo Jimenez, S (1.5) OBP: 0.310, SLG: 0.324	3B									4	2	4	4	1	0	0											
Tom Lampkin, L (1.2) OBP: 0.286, SLG: 0.301	BB									1	0	0	0	3	1	1											
<b>Inning Stats</b>	R: 5 E: 0 K: 0 S: 19	H: 2 LOB: 3 BB: 6 P: 52	R: 0 E: 0 K: 1 S: 8	H: 1 LOB: 1 BB: 0 P: 11	R: 1 E: 0 K: 0 S: 10	H: 1 LOB: 2 BB: 2 P: 23	R: 2 E: 0 K: 1 S: 11	H: 3 LOB: 1 BB: 0 P: 21	R: 1 E: 0 K: 0 S: 13	H: 2 LOB: 1 BB: 0 P: 22	R: 0 E: 0 K: 0 S: 8	H: 1 LOB: 2 BB: 0 P: 14	R: 0 E: 0 K: 0 S: 8	H: 2 LOB: 1 BB: 0 P: 15	R: 1 E: 0 K: 0 S: 9	H: 2 LOB: 2 BB: 1 P: 21	R: 0 E: 0 K: 1 S: 11	H: 1 LOB: 1 BB: 0 P: 15	1B: 11 2B: 3 3B: 1 HR: 0	SF: 0 SAC: 0 DP: 1 HBP: 1	WP: 1 PB: 1 SB: 0 CS: 0	PA: 51					
<b>PITCHER</b>	IP	WLS	BF	H	R	ER	SO	BB	IBB	HBP	BLK	WP	HR	S	P	ERA	WHIP										
Miguel Asencio, R (1.1) ERA: 6.26	0.2		9	2	5	5	0	5	0	0	0	0	0	17	45	67.50	10.500										
Mac Suzuki, R (1.1) ERA: 9.0	3.2		20	6	4	4	2	3	0	0	0	1	0	35	70	9.82	2.455										
Cory Bailey, R (5.1) ERA: 3.86	2.0		11	4	0	0	2	0	0	1	0	0	0	24	42	0.00	2.000										
Jason Grimsley, R (7.1) ERA: 4.76	1.2	W	7	2	1	1	0	1	0	0	0	0	0	10	22	5.40	1.800										
Scott Mullen, L (9.1) ERA: 2.45	1.0		4	1	0	0	1	0	0	0	0	0	0	11	15	0.00	1.000										

Batter	1	2	3	4	5	6	7	8	9	AB	R	H	RBI	BB	SO	LOB	BOTTOM										
Luis Altea, S (1.4) OBP: 0.317, SLG: 0.286	G1		F7	G3-1			P3	FC8-5		5	0	1	2	1	0	2	<b>San Diego Padres @ Kansas City Royals</b> Kauffman Stadium, Kansas City, MO Fri Jun 28 2002, 7:05 PM CDT Att: 29,935 - Sunny - 89 F										
Aaron Guiel, L (1.9) OBP: 0.450, SLG: 0.706										5	3	3	0	1	1	5											
Carlos Beltrán, S (1.10) OBP: 0.339, SLG: 0.476	G6-3		K							5	2	2	0	0	1	2											
29 Mike Sweeney, R (1.3) OBP: 0.432, SLG: 0.604	G4-3									4	2	2	5	1	0	1											
Joe Randa, R (1.5) OBP: 0.361, SLG: 0.475			F8							4	2	2	2	1	0	0											
Raul Ibanez, L (1.7) OBP: 0.305, SLG: 0.463										5	2	4	2	0	0	2											
Michael Tucker, L (1.8) OBP: 0.345, SLG: 0.347										3	2	3	1	1	0	0											
Nelfi Perez, S (1.6) OBP: 0.244, SLG: 0.303										4	0	0	1	1	0	5											
Brent Mayne, L (1.2) OBP: 0.309, SLG: 0.264										4	1	1	0	1	1	6											
<b>Inning Stats</b>	R: 0 E: 0 K: 0 S: 9	H: 1 LOB: 1 BB: 0 P: 14	R: 1 E: 0 K: 0 S: 8	H: 3 LOB: 0 BB: 0 P: 12	R: 2 E: 0 K: 1 S: 10	H: 2 LOB: 0 BB: 0 P: 15	R: 1 E: 1 K: 0 S: 9	H: 2 LOB: 1 BB: 0 P: 14	R: 4 E: 0 K: 2 S: 19	H: 4 LOB: 3 BB: 3 P: 37	R: 0 E: 0 K: 0 S: 10	H: 0 LOB: 0 BB: 0 P: 12	R: 5 E: 0 K: 0 S: 12	H: 4 LOB: 2 BB: 3 P: 35	R: 1 E: 0 K: 0 S: 8	H: 2 LOB: 1 BB: 1 P: 15	1B: 11 2B: 7 3B: 0 HR: 1	SF: 0 SAC: 1 DP: 2 HBP: 0	WP: 0 PB: 0 SB: 1 CS: 0	PA: 47							
<b>PITCHER</b>	IP	WLS	BF	H	R	ER	SO	BB	IBB	HBP	BLK	WP	HR	S	P	ERA	WHIP										
Brian Lawrence, R (1.1) ERA: 3.63	4.0		23	11	8	7	1	1	0	0	0	0	0	26	45	9.00	2.000										
49 Eric Cyr, L (5.1) ERA: 6.1	2.0	L	11	3	2	2	2	1	1	0	0	0	0	8	23	40.50	4.500										
Jeremy Fikac, R (7.1) ERA: 4.62	0.2	B	6	2	3	3	0	1	1	0	1	0	0	9	20	6.75	3.000										
David Lundquist, R (7.1) ERA: 16.88	1.1		7	2	1	1	0	2	0	0	0	0	0	9	20	6.75	3.000										

AB	41
R	10
H	15
RBI	10
BB	9
SO	3
LOB	24



AB	39
R	14
H	18
RBI	13
BB	7
SO	3
LOB	23









Batter	1	2	3	4	5	6	7	8	9	AB	R	H	RBI	BB	SO	LOB	TOP					
Ramón Vázquez, L OBP: 0.317, SLG: 0.302 (1, 4)	F8		G4-3		L4			F7		4	0	0	0	0	0	1	<b>San Diego Padres @ Kansas City Royals</b> Kauffman Stadium, Kansas City, MO Sun Jun 30 2002, 1:05 PM CDT Att: 22,073 - Cloudy - 91 F					
Mark Kotsay, L OBP: 0.382, SLG: 0.450 Bubba Trammell, R OBP: 0.341, SLG: 0.366 (1, 8)	F7					G6-3		G4-3		3	0	0	0	1	0	0						
Ryan Klesko, L OBP: 0.599, SLG: 0.520 D'Angelo Jimenez, S OBP: 0.311, SLG: 0.321 (1, 3)			G5-3			P4				3	0	1	0	0	0	1						
Ron Gant, R OBP: 0.328, SLG: 0.431 (1, 7)						F7				4	0	0	0	0	2	2						
Mark Sweeney, L OBP: 0.215, SLG: 0.262 (7, 3)			G4-3			G4-1				4	0	0	0	0	1	1						
Deivi Cruz, R OBP: 0.289, SLG: 0.352 (1, 6)			G4-3		L4			F7		4	0	1	0	0	0	0						
Julius Matos, R OBP: 0.290, SLG: 0.397 (1, 5)										4	1	3	1	0	0	2						
Tom Lampkin, L OBP: 0.286, SLG: 0.307 (1, 2)			G4-3			G1				3	0	0	0	0	1	2						
Gene Kingsale, S OBP: 0.292, SLG: 0.391 (8, 8)			G4-3			F8				3	0	0	0	0	1	1						
<b>Inning Stats</b>	R: 0 E: 0 K: 1 S: 19	H: 1 LOB: 1 BB: 0 P: 28	R: 0 E: 0 K: 0 S: 10	H: 1 LOB: 1 BB: 0 P: 16	R: 0 E: 0 K: 0 S: 10	H: 0 LOB: 1 BB: 1 P: 17	R: 0 E: 0 K: 0 S: 14	H: 0 LOB: 0 BB: 0 P: 21	R: 0 E: 0 K: 0 S: 7	H: 1 LOB: 1 BB: 0 P: 9	R: 0 E: 0 K: 0 S: 4	H: 0 LOB: 0 BB: 0 P: 7	R: 1 E: 0 K: 2 S: 11	H: 1 LOB: 0 BB: 0 P: 14	R: 0 E: 0 K: 1 S: 6	H: 0 LOB: 0 BB: 0 P: 7	R: 0 E: 0 K: 1 S: 9	H: 1 LOB: 2 BB: 1 P: 20	1B: 4 2B: 0 3B: 0 HR: 1	SF: 0 SAC: 0 DP: 0 HBP: 0	WP: 0 PB: 0 SB: 0 CS: 0	PA: 34
<b>PITCHER</b>	IP	WLS	BF	H	R	ER	SO	BB	IBB	HBP	BLK	WP	HR	S	P	ERA	WHIP					
Jeff Suppan, R ERA: 4.57 (1, 1)	7.0	W	26	4	1	1	3	1	0	0	0	0	1	75	112	1.29	0.714					
Jason Grimsley, R ERA: 5.52 (8, 1)	1.0		3	0	0	0	1	0	0	0	0	0	0	6	7	0.00	0.000					
Cory Bailey, R ERA: 3.77 (9, 1)	1.0		5	1	0	0	1	1	0	0	0	0	0	9	20	0.00	2.000					



Batter	1	2	3	4	5	6	7	8	9	AB	R	H	RBI	BB	SO	LOB	BOTTOM				
Luis Altea, S OBP: 0.321, SLG: 0.287 (1, 4)	G5-3 HBP 1B							F9		5	1	2	1	1	1	1	<b>San Diego Padres @ Kansas City Royals</b> Kauffman Stadium, Kansas City, MO Sun Jun 30 2002, 1:05 PM CDT Att: 22,073 - Cloudy - 91 F				
Aaron Guiel, L OBP: 0.517, SLG: 0.696 (1, 10)	G5-3 HBP 1B									2	2	2	3	1	0	0					
Carlos Beltrán, S OBP: 0.338, SLG: 0.480 (1, 8)										5	1	1	1	0	2	7					
29 Mike Sweeney, R OBP: 0.431, SLG: 0.604 Brandon Berger, R OBP: 0.265, SLG: 0.360 (1, 3)	G5-3 1-2 2-3									3	1	0	0	2	2	3					
Joe Randa, R OBP: 0.363, SLG: 0.484 (1, 5)										5	3	3	3	0	0	3					
Raul Ibanez, L OBP: 0.322, SLG: 0.500 (1, 7)										3	2	3	4	2	0	0					
Michael Tucker, L OBP: 0.345, SLG: 0.361 (8, 3)										5	1	2	0	0	1	2					
Neffi Perez, S OBP: 0.241, SLG: 0.303 Mike Caruso, S (8, 6)										3	1	1	1	0	0	3					
A.J. Hinch, R OBP: 0.311, SLG: 0.409 (1, 2)										4	1	1	0	1	0	2					
<b>Inning Stats</b>	R: 0 E: 0 K: 1 S: 13	H: 1 LOB: 1 BB: 0 P: 22	R: 3 E: 0 K: 0 S: 16	H: 4 LOB: 2 BB: 1 P: 28	R: 1 E: 0 K: 2 S: 19	H: 2 LOB: 1 BB: 0 P: 26	R: 0 E: 0 K: 1 S: 10	H: 0 LOB: 3 BB: 3 P: 24	R: 0 E: 0 K: 0 S: 6	H: 1 LOB: 1 BB: 1 P: 12	R: 4 E: 0 K: 2 S: 13	H: 3 LOB: 0 BB: 1 P: 29	R: 5 E: 1 K: 0 S: 18	H: 4 LOB: 1 BB: 1 P: 27	R: 0 E: 0 K: 0 S: 4	H: 0 LOB: 0 BB: 0 P: 8	1B: 9 2B: 3 3B: 1 HR: 2	SF: 1 SAC: 1 DP: 2 HBP: 1	WP: 1 PB: 1 SB: 0 CS: 0	PA: 46	
<b>PITCHER</b>	IP	WLS	BF	H	R	ER	SO	BB	IBB	HBP	BLK	WP	HR	S	P	ERA	WHIP				
44 Jake Peavy, R ERA: 5.0 (1, 1)	3.0	L	19	7	4	4	3	3	0	1	0	0	0	6	10	0.00	1.500				
Jason Middlebrook, R ERA: 5.09 (4, 1)	0.2		3	0	0	0	1	1	0	0	0	0	0	6	10	0.00	1.500				
Rodney Myers, R ERA: 5.25 (4, 1)	2.1		12	4	4	4	2	2	0	0	0	0	1	21	45	15.43	2.571				
Jeremy Fikac, R ERA: 4.78 (7, 1)	0.2		8	4	5	1	0	1	0	0	0	0	1	17	26	13.50	7.500				
D'Angelo Jimenez, R ERA: (7, 1)	1.1		4	0	0	0	0	0	0	0	0	0	0	5	9	0.00	0.000				





Batter	1	2	3	4	5	6	7	8	9	AB	R	H	RBI	BB	SO	LOB	TOP										
Ramón Vázquez, L OBP: 0.321, SLG: 0.307 (1, 6)										4	1	2	0	0	1	0	<b>San Diego Padres @ St. Louis Cardinals</b> Busch Stadium, St. Louis, MO Mon Jul 01 2002, 7:10 PM CDT Att: 30,113 - Sunny - 97 F										
Mark Kotsay, L OBP: 0.383, SLG: 0.449 (1, 8)										3	0	1	0	1	1	2											
Ryan Klesko, L OBP: 0.393, SLG: 0.512 (1, 3)										4	1	0	0	0	0	3											
Ray Lankford, L OBP: 0.347, SLG: 0.383 (1, 7)										4	1	1	2	0	3	0											
Bubba Trammell, R OBP: 0.336, SLG: 0.359 (1, 9)										4	0	0	0	0	2	0											
D'Angelo Jimenez, S OBP: 0.310, SLG: 0.320 (1, 5)										4	0	1	0	0	0	1											
Wiki Gonzalez, R OBP: 0.410, SLG: 0.381 (1, 2)										3	0	1	0	1	0	2											
Julius Matos, R OBP: 0.274, SLG: 0.375 (1, 4)										4	0	0	0	0	0	2											
Oliver Pérez, L (1, 1)										2	0	0	0	0	0	0											
Mark Sweeney, L OBP: 0.212, SLG: 0.258 (7, PH)										1	0	0	0	0	0	0											
Kevin Pickford, L (7, 1)										0	0	0	0	0	0	0											
<b>Inning Stats</b>	R: 1 E: 0 K: 2 S: 10	H: 1 LOB: 0 BB: 0 P: 16	R: 0 E: 0 K: 1 S: 10	H: 0 LOB: 1 BB: 1 P: 20	R: 0 E: 0 K: 0 S: 11	H: 0 LOB: 1 BB: 1 P: 18	R: 0 E: 0 K: 1 S: 8	H: 1 LOB: 1 BB: 0 P: 11	R: 0 E: 0 K: 1 S: 8	H: 0 LOB: 0 BB: 0 P: 11	R: 2 E: 1 K: 0 S: 11	H: 2 LOB: 1 BB: 0 P: 21	R: 0 E: 0 K: 0 S: 8	H: 1 LOB: 0 BB: 0 P: 11	R: 0 E: 0 K: 2 S: 9	H: 1 LOB: 0 BB: 0 P: 12	1B: 5 2B: 0 3B: 0 HR: 1	SF: 0 SAC: 0 DP: 1 HBP: 0	WP: 1 PB: 0 SB: 1 CS: 0	PA: 35							
<b>PITCHER</b>	IP	WLS	BF	H	R	ER	SO	BB	IBB	HBP	BLK	WP	HR	S	P	ERA	WHIP										
Woody Williams, R ERA: 2.39 (1, 1)	8.0	W	32	5	3	3	7	2	0	0	0	1	1	74	120	3.38	0.875										
Mike Crudate, R ERA: 1.99 (9, 1)	1.0		3	1	0	0	0	0	0	0	0	0	0	9	12	0.00	1.000										

AB	33
R	3
H	6
RBI	2
BB	2
SO	7
LOB	10



Batter	1	2	3	4	5	6	7	8	9	AB	R	H	RBI	BB	SO	LOB	BOTTOM										
Miguel Cairo, R OBP: 0.276, SLG: 0.385 (1, 7)										4	2	1	1	1	0	3	<b>San Diego Padres @ St. Louis Cardinals</b> Busch Stadium, St. Louis, MO Mon Jul 01 2002, 7:10 PM CDT Att: 30,113 - Sunny - 97 F										
Placido Polanco, R OBP: 0.296, SLG: 0.367 (1, 4)										4	1	1	0	0	0	1											
15 Jim Edmonds, L OBP: 0.440, SLG: 0.625 (1, 8)										3	2	2	2	0	1	1											
5 Albert Pujols, R OBP: 0.381, SLG: 0.541 (1, 3)										4	1	2	2	0	0	1											
Edgar Renteria, R OBP: 0.347, SLG: 0.405 (1, 6)										3	0	2	1	0	1	0											
Mike Coolbaugh, R (1, 5)										4	0	0	0	0	2	4											
Eli Marrero, R OBP: 0.332, SLG: 0.429 (1, 9)										3	0	1	0	1	0	0											
Mike Matheny, R OBP: 0.297, SLG: 0.342 (1, 2)										3	0	0	0	0	1	1											
Woody Williams, R OBP: 0.273, SLG: 0.500 (1, 1)										2	1	1	1	0	1	1											
Eduardo Perez, R OBP: 0.247, SLG: 0.299 (8, PH)										0	0	0	0	1	0	0											
Kerry Robinson, L OBP: 0.330, SLG: 0.375 (9, 7)										0	0	0	0	0	0	0											
<b>Inning Stats</b>	R: 2 E: 1 K: 1 S: 15	H: 1 LOB: 0 BB: 1 P: 25	R: 0 E: 0 K: 0 S: 5	H: 0 LOB: 0 BB: 0 P: 7	R: 3 E: 0 K: 2 S: 15	H: 4 LOB: 1 BB: 0 P: 22	R: 0 E: 1 K: 1 S: 9	H: 1 LOB: 1 BB: 0 P: 13	R: 2 E: 0 K: 0 S: 11	H: 3 LOB: 0 BB: 0 P: 15	R: 0 E: 0 K: 1 S: 9	H: 0 LOB: 1 BB: 1 P: 15	R: 0 E: 0 K: 1 S: 10	H: 1 LOB: 2 BB: 0 P: 21	R: 0 E: 0 K: 0 S: 7	H: 0 LOB: 1 BB: 1 P: 15	1B: 5 2B: 1 3B: 0 HR: 4	SF: 0 SAC: 2 DP: 1 HBP: 2	WP: 0 PB: 0 SB: 0 CS: 0	PA: 37							
<b>PITCHER</b>	IP	WLS	BF	H	R	ER	SO	BB	IBB	HBP	BLK	WP	HR	S	P	ERA	WHIP										
Oliver Pérez, L ERA: 4.38 (1, 1)	6.0	L	28	9	7	7	5	2	0	0	0	0	4	64	97	10.50	1.833										
Kevin Pickford, L ERA: 5.09 (7, 1)	2.0		9	1	0	0	1	1	0	2	0	0	0	17	36	0.00	1.000										

AB	30
R	7
H	10
RBI	7
BB	3
SO	6
LOB	12





Batter	1	2	3	4	5	6	7	8	9	AB	R	H	RBI	BB	SO	LOB	TOP																		
Mark Kotsay, L (1.8) OBP: 0.386, SLG: 0.454	F7		2B		1B	1B			P6	5	1	3	0	0	0	0	<b>San Diego Padres @ St. Louis Cardinals</b> Busch Stadium, St. Louis, MO Tue Jul 02 2002, 7:10 PM CDT Att: 29,622 - Sunny - 95 F																		
Deivi Cruz, R (1.6) OBP: 0.291, SLG: 0.353	P6		G5-3		1B	1B			1B	5	1	2	0	0	0	2																			
Ryan Klesko, L (1.3) OBP: 0.394, SLG: 0.513	1B	2B	G3		SF8	1B			G4-3	5	2	2	0	0	0	2																			
Ron Gant, R (1.7) OBP: 0.340, SLG: 0.458	2B	1B			G4-3	2B			G5-3	4	1	3	3	0	0	0																			
Bubba Trammell, R (1.9) OBP: 0.331, SLG: 0.353	K				G4-3	G5-3			G4-3	4	0	0	0	0	1	4																			
Wlki Gonzalez, R (1.2) OBP: 0.404, SLG: 0.372					1B	SF8			G3	2	0	0	1	1	0	0																			
D'Angelo Jimenez, S (1.5) OBP: 0.310, SLG: 0.319					BB	F9			F8	4	0	1	1	0	0	1																			
Julius Matos, R (1.4) OBP: 0.260, SLG: 0.355					F7				F9	4	0	0	0	0	0	2																			
Kevin Jarvis, L (1.1) OBP: 0.445, SLG: 0.333 Gene Kingsale, S (4. PH) 49 Eric Cyr, L (4.1) Rodney Myers, R (6.1) Mike Holtz, L (8.1) Ray Lankford, L (8. PH) OBP: 0.346, SLG: 0.390			P4	L3					F7	1	0	0	0	0	0	0																			
<b>Inning Stats</b>	R: 1 E: 0 K: 1 S: 15	H: 2 LOB: 1 BB: 0 P: 22	R: 0 E: 0 K: 0 S: 8	H: 0 LOB: 0 BB: 0 P: 13	R: 0 E: 0 K: 0 S: 10	H: 1 LOB: 1 BB: 0 P: 14	R: 1 E: 0 K: 0 S: 12	H: 2 LOB: 2 BB: 1 P: 22	R: 3 E: 0 K: 0 S: 20	H: 4 LOB: 1 BB: 0 P: 30	R: 0 E: 0 K: 1 S: 11	H: 1 LOB: 1 BB: 0 P: 14	R: 0 E: 0 K: 0 S: 5	H: 0 LOB: 0 BB: 0 P: 7	R: 0 E: 0 K: 0 S: 4	H: 0 LOB: 0 BB: 0 P: 7	R: 0 E: 0 K: 0 S: 7	H: 1 LOB: 1 BB: 0 P: 9	1B: 7 2B: 4 3B: 0 HR: 0	SF: 1 SAC: 0 DP: 0 HBP: 0	WP: 0 PB: 0 SB: 0 CS: 0	PA: 39													
<b>PITCHER</b>	IP WLS BF H R ER SO BB IBB HBP BLK WP HR S P ERA WHIP																																		
Bud Smith, L (1.1) ERA: 7.18	4.0	22	9	5	5	1	1	0	0	0	0	0	0	0	0	53	82	11.25	2.500																
Mike Crudate, R (5.1) ERA: 1.5	1.0	3	0	0	0	0	0	0	0	0	0	0	0	0	12	19	0.00	0.000																	
Mike Timlin, R (6.1) ERA: 2.76	3.0	10	1	0	0	1	0	0	0	0	0	0	0	20	28	0.00	0.333																		
Mike Matthews, L (9.1) ERA: 2.96	1.0	4	1	0	0	0	0	0	0	0	0	0	0	7	9	0.00	1.000																		

Batter	1	2	3	4	5	6	7	8	9	AB	R	H	RBI	BB	SO	LOB	BOTTOM																	
Fernando Vina, L (1.4) OBP: 0.343, SLG: 0.371	1B	FC5-4				15 SF7	G6-3			3	3	1	0	2	0	2	<b>San Diego Padres @ St. Louis Cardinals</b> Busch Stadium, St. Louis, MO Tue Jul 02 2002, 7:10 PM CDT Att: 29,622 - Sunny - 95 F																	
Placido Polanco, R (1.6) OBP: 0.305, SLG: 0.385	1B	1B			15 SF7	2B			G4-3	4	3	3	3	1	0	0																		
15 Jim Edmonds, L (1.8) OBP: 0.438, SLG: 0.638 Eduardo Perez, R (6. PH) OBP: 0.244, SLG: 0.294 (9.9)	SF7				G4-6-3	SF9			F9	2	1	1	3	0	0	2																		
5 Albert Pujols, R (1.7) OBP: 0.384, SLG: 0.551 (6.5)	1B				F8	2B			G5-3	4	2	2	2	1	0	0																		
Tino Martinez, L (1.3) OBP: 0.340, SLG: 0.389	K	G3			F7					4	0	1	3	0	1	1																		
Mike Coolbaugh, R (1.5) Mike Timlin, R (6.1) Kerry Robinson, L (9.7) OBP: 0.330, SLG: 0.375	BB				G5-3	G6-3	G5-3			2	0	0	0	1	0	0																		
Eli Marrero, R (1.9) OBP: 0.335, SLG: 0.430 (9.8)	F3				F9	FC5-6	WP			4	0	2	0	0	0	2																		
Mike Matheny, R (1.2) OBP: 0.290, SLG: 0.333		G1-3	G5-3			FC5-6	P6			4	1	0	0	0	0	2																		
Bud Smith, L (1.1) OBP: 0.308, SLG: 0.333 Mike Crudate, R (5.1) Miguel Cairo, R (6.7) OBP: 0.280, SLG: 0.387 Mike Matthews, L (9.1)					F8	1B	G6-3			2	0	1	0	0	0	0																		
<b>Inning Stats</b>	R: 2 E: 0 K: 1 S: 12	H: 3 LOB: 2 BB: 1 P: 25	R: 4 E: 0 K: 0 S: 21	H: 4 LOB: 0 BB: 0 P: 32	R: 0 E: 0 K: 0 S: 6	H: 0 LOB: 1 BB: 2 P: 12	R: 0 E: 0 K: 0 S: 12	H: 0 LOB: 0 BB: 2 P: 25	R: 0 E: 0 K: 0 S: 7	H: 0 LOB: 0 BB: 0 P: 11	R: 5 E: 0 K: 0 S: 17	H: 4 LOB: 1 BB: 2 P: 26	R: 0 E: 0 K: 0 S: 11	H: 1 LOB: 1 BB: 0 P: 17	R: 0 E: 0 K: 0 S: 6	H: 0 LOB: 0 BB: 0 P: 9	1B: 7 2B: 2 3B: 0 HR: 3	SF: 2 SAC: 0 DP: 1 HBP: 0	WP: 1 PB: 0 SB: 2 CS: 0	PA: 40														
<b>PITCHER</b>	IP WLS BF H R ER SO BB IBB HBP BLK WP HR S P ERA WHIP																																	
Kevin Jarvis, R (1.1) ERA: 4.37	3.0	17	7	6	6	1	1	0	0	0	0	0	0	0	31	53	18.00	2.667																
49 Eric Cyr, L (4.1) ERA: 10.5	2.2	13	3	4	4	0	3	0	0	0	0	0	0	31	53	13.50	2.250																	
Rodney Myers, R (6.1) ERA: 5.4	1.1	7	2	1	1	0	1	0	0	0	1	0	16	26	6.75	2.250																		
Mike Holtz, L (8.1) ERA: 6.0	1.0	3	0	0	0	0	0	0	0	0	0	0	6	9	0.00	0.000																		





Batter	1	2	3	4	5	6	7	8	9	AB	R	H	RBI	BB	SO	LOB	TOP					
Ramón Vázquez, L OBP: 0.314, SLG: 0.299	G5-3		F7		K		K			4	0	0	0	0	2	2	<b>San Diego Padres @ St. Louis Cardinals</b> Busch Stadium, St. Louis, MO Wed Jul 03 2002, 7:10 PM CDT Att: 41,533 - Cloudy - 86 F					
Mark Kotsay, L OBP: 0.395, SLG: 0.452	P6		F5			1B		K		4	0	1	0	0	1	0						
Ryan Klesko, L OBP: 0.389, SLG: 0.506	K		F7			F7		K		4	0	0	0	0	2	1						
Ron Gant, R OBP: 0.345, SLG: 0.480		HR		G5-3		L7			BB	3	1	1	1	1	0	1						
Ray Lankford, L OBP: 0.345, SLG: 0.376		2B	FC9-2	F8		F7		F9		2	0	0	0	1	0	1						
Julius Matos, R OBP: 0.256, SLG: 0.351		BB								1	0	0	0	0	0	1						
Trevor Hoffman, R OBP: 0.351, SLG: 0.351										0	0	0	0	0	0	0						
Deivi Cruz, R OBP: 0.296, SLG: 0.363		FC9-2	2B					G4-3		4	0	3	0	0	0	0						
Wiki Gonzalez, R OBP: 0.393, SLG: 0.360							1B			3	0	0	0	0	0	4						
Tom Lampkin, L OBP: 0.284, SLG: 0.305	FC9-2		F8		FC5-4	G4-3		K		1	0	0	0	0	1	0						
D'Angelo Jimenez, S OBP: 0.309, SLG: 0.316		2-3 3-H								3	0	0	0	1	1	1						
Brian Lawrence, R OBP: 0.250, SLG: 0.200								G4-3		2	0	0	0	0	0	2						
Mark Sweeney, L OBP: 0.212, SLG: 0.258	G5-3									0	0	0	0	0	0	0						
Gene Kingsale, S OBP: 0.308, SLG: 0.375										0	0	0	0	1	0	0						
Jeremy Fikac, R OBP: 0.331, SLG: 0.353										0	0	0	0	0	0	0						
Bubba Trammell, R OBP: 0.331, SLG: 0.353										0	0	0	0	0	0	0						
<b>Inning Stats</b>	R: 0 E: 0 K: 1 S: 8	H: 0 LOB: 0 BB: 0 P: 12	R: 1 E: 0 K: 0 S: 10	H: 2 LOB: 2 BB: 2 P: 22	R: 0 E: 0 K: 0 S: 7	H: 0 LOB: 0 BB: 0 P: 10	R: 0 E: 0 K: 0 S: 6	H: 1 LOB: 1 BB: 0 P: 9	R: 0 E: 0 K: 2 S: 11	H: 0 LOB: 0 BB: 0 P: 16	R: 0 E: 0 K: 0 S: 8	H: 1 LOB: 1 BB: 0 P: 14	R: 0 E: 0 K: 1 S: 9	H: 1 LOB: 2 BB: 1 P: 15	R: 0 E: 0 K: 2 S: 9	H: 0 LOB: 1 BB: 1 P: 19	R: 0 E: 0 K: 1 S: 7	H: 0 LOB: 0 BB: 0 P: 8	1B: 3 2B: 2 3B: 0 HR: 1	SF: 0 SAC: 0 DP: 1 HBP: 0	WP: 0 PB: 0 SB: 0 CS: 0	PA: 35
<b>PITCHER</b>	IP	WLS	BF	H	R	ER	SO	BB	IBB	HBP	BLK	WP	HR	S	P	ERA	WHIP					
Jason Simontacchi, R ERA: 2.77	6.2	W	26	5	1	1	3	1	1	0	0	0	1	55	88	1.35	0.900					
Steve Kline, L ERA: 4.26	1.0	H	5	0	0	0	3	2	0	0	0	0	0	11	25	0.00	2.000					
Dave Veres, R ERA: 3.12	0.1	H	1	0	0	0	0	0	0	0	0	0	2	4	0.00	0.000						
44 Jason Isringhausen, R ERA: 2.54	1.0	S	3	0	0	0	1	0	0	0	0	0	0	7	8	0.00	0.000					

AB	31
R	1
H	5
RBI	1
BB	4
SO	7
LOB	13



Batter	1	2	3	4	5	6	7	8	9	AB	R	H	RBI	BB	SO	LOB	BOTTOM					
Fernando Vina, L OBP: 0.339, SLG: 0.366	B4-3		G3		G6-3			G1-3		4	0	0	0	0	0	2	<b>San Diego Padres @ St. Louis Cardinals</b> Busch Stadium, St. Louis, MO Wed Jul 03 2002, 7:10 PM CDT Att: 41,533 - Cloudy - 86 F					
Placido Polanco, R OBP: 0.305, SLG: 0.383	15 1B			K		F8		F9		4	0	1	0	0	1	0						
15 Jim Edmonds, L OBP: 0.435, SLG: 0.631	5 G5-4-3 1B			K		F7		G3-1		4	0	1	0	0	1	0						
5 Albert Pujols, R OBP: 0.384, SLG: 0.547	G5-4-3			HR		K				2	1	0	0	0	1	2						
Tino Martinez, L OBP: 0.343, SLG: 0.408				HBP				SH1-3		3	2	2	2	0	1	0						
Edgar Renteria, R OBP: 0.345, SLG: 0.402				HR				G6-3		2	0	0	0	0	0	0						
Eli Marrero, R OBP: 0.330, SLG: 0.423				F3				SH1-3		2	0	0	0	0	0	0						
Mike Matheny, R OBP: 0.285, SLG: 0.327								G6-3		3	0	0	1	0	0	0						
Jason Simontacchi, R OBP: 0.300, SLG: 0.222								G6-3		3	0	0	0	0	1	0						
Steve Kline, S ERA: 4.69								G6-3		0	0	0	0	0	0	0						
Dave Veres, R OBP: 0.333, SLG: 0.333								G6-3		0	0	0	0	0	0	0						
Kerry Robinson, L OBP: 0.337, SLG: 0.404								G6-3		1	1	1	0	0	0	0						
44 Jason Isringhausen, R ERA: 2.51								G6-3		0	0	0	0	0	0	0						
<b>Inning Stats</b>	R: 0 E: 0 K: 0 S: 7	H: 2 LOB: 1 BB: 0 P: 9	R: 0 E: 0 K: 1 S: 9	H: 0 LOB: 0 BB: 0 P: 12	R: 0 E: 0 K: 1 S: 8	H: 0 LOB: 0 BB: 0 P: 10	R: 2 E: 0 K: 2 S: 14	H: 1 LOB: 0 BB: 0 P: 23	R: 0 E: 0 K: 0 S: 7	H: 0 LOB: 1 BB: 1 P: 14	R: 0 E: 0 K: 1 S: 6	H: 0 LOB: 0 BB: 0 P: 7	R: 1 E: 0 K: 0 S: 6	H: 1 LOB: 0 BB: 0 P: 12	R: 1 E: 0 K: 0 S: 8	H: 1 LOB: 0 BB: 0 P: 11	1B: 2 2B: 1 3B: 1 HR: 1	SF: 0 SAC: 1 DP: 1 HBP: 1	WP: 0 PB: 0 SB: 1 CS: 0	PA: 30		
<b>PITCHER</b>	IP	WLS	BF	H	R	ER	SO	BB	IBB	HBP	BLK	WP	HR	S	P	ERA	WHIP					
Brian Lawrence, R ERA: 3.6	6.0	L	22	3	2	2	5	1	0	1	0	0	0	1	51	75	3.00	0.667				
Jeremy Fikac, R ERA: 4.69	1.0		4	1	1	1	0	0	0	0	0	0	0	6	12	9.00	1.000					
Trevor Hoffman, R ERA: 2.51	1.0		4	1	1	1	0	0	0	0	0	0	0	8	11	9.00	1.000					

AB	27
R	4
H	5
RBI	3
BB	1
SO	5
LOB	4





Batter	1	2	3	4	5	6	7	8	9	AB	R	H	RBI	BB	SO	LOB	TOP				
Mark Kotsay, L OBP: 0.385, SLG: 0.451 (1, 8)										5	1	2	1	0	1	2					
Deivi Cruz, R OBP: 0.296, SLG: 0.357 (1, 6)										4	1	0	0	1	0	3					
Ryan Klesko, L OBP: 0.389, SLG: 0.515 (1, 3)											5	1	2	3	0	2	0				
Ron Gant, R OBP: 0.347, SLG: 0.477 (1, 7)											5	0	2	1	0	2	0				
Bubba Trammell, R OBP: 0.328, SLG: 0.354 (1, 9)											5	1	1	0	0	0	3				
Julius Matos, R OBP: 0.296, SLG: 0.338 (1, 4)											3	0	0	0	1	2	1				
D'Angelo Jimenez, S OBP: 0.309, SLG: 0.315 (1, 5)										4	0	1	1	0	1	1					
Tom Lampkin, L OBP: 0.294, SLG: 0.312 (1, 2)										3	2	2	0	1	0	0					
Brett Tomko, R OBP: 0.194, SLG: 0.299 Trendon Hooker, R OBP: 0.279, SLG: 0.230 Rodney Myers, R (6, 1) Mike Holtz, L (6, 1) Jeremy Fikac, R (7, 1) Steve Reed, R (8, 1) Mark Sweeney, L OBP: 0.206, SLG: 0.254 (9, PH)										1	0	1	0	0	0	0					
<b>Inning Stats</b>	R: 0 E: 0 K: 1 S: 8	H: 1 LOB: 0 BB: 0 P: 12	R: 0 E: 0 K: 1 S: 7	H: 0 LOB: 0 BB: 0 P: 12	R: 1 E: 0 K: 0 S: 14	H: 2 LOB: 1 BB: 0 P: 18	R: 1 E: 0 K: 0 S: 6	H: 2 LOB: 1 BB: 0 P: 8	R: 0 E: 0 K: 1 S: 8	H: 1 LOB: 1 BB: 0 P: 11	R: 1 E: 0 K: 1 S: 18	H: 2 LOB: 3 BB: 2 P: 39	R: 0 E: 0 K: 2 S: 10	H: 0 LOB: 0 BB: 0 P: 14	R: 0 E: 0 K: 2 S: 9	H: 0 LOB: 0 BB: 0 P: 15	R: 3 E: 1 K: 1 S: 25	H: 3 LOB: 2 BB: 1 P: 43	1B: 9 2B: 1 3B: 0 HR: 1	SF: 0 SAC: 1 DP: 1 HBP: 0	WP: 0 PA: 41
<b>PITCHER</b>	IP WLS BF H R ER SO BB IBB HBP BLK WP HR S P ERA WHIP	6.0 W 27 8 3 3 3 2 0 0 0 0 0 0 10 14 4.50 1.667	1.0 3 0 0 0 2 0 0 0 0 0 0 0 9 15 0.00 0.000	1.0 3 0 0 0 2 0 0 0 0 0 0 0 10 15 0.00 0.000	0.2 7 3 3 0 1 1 0 0 0 0 0 0 21 37 0.00 6.000	0.1 S 1 0 0 0 0 0 0 0 0 0 0 0 0 4 6 0.00 0.000											IP WLS BF H R ER SO BB IBB HBP BLK WP HR S P ERA WHIP				

San Diego Padres @ Colorado Rockies  
Coors Field, Denver, CO

AB 37  
R 6  
H 11  
RBI 6  
BB 3  
SO 8  
LOB 14



WP: 0 PA: 41  
PB: 0  
SB: 0  
CS: 0

Fri Jul 05 2002, 7:05 PM MDT  
Att: 48,540 - Cloudy - 78 F

Batter	1	2	3	4	5	6	7	8	9	AB	R	H	RBI	BB	SO	LOB	BOTTOM		
Juan Pierre, L OBP: 0.316, SLG: 0.309 (1, 8)										4	1	1	1	1	1	0			
Brent Butler, R OBP: 0.353, SLG: 0.553 (1, 4)										5	2	3	0	0	1	2			
Larry Walker, L OBP: 0.427, SLG: 0.652 (1, 9)										4	2	1	1	1	0	2			
17 Todd Helton, L OBP: 0.438, SLG: 0.614 (1, 3)										5	1	2	2	0	0	2			
Todd Zeile, R OBP: 0.362, SLG: 0.470 (1, 5)										4	2	3	1	1	0	1			
Todd Hollandsworth, L OBP: 0.353, SLG: 0.492 (1, 7)										5	0	1	1	0	1	7			
Juan Uribe, R OBP: 0.293, SLG: 0.348 (1, 6)										5	0	0	0	0	1	3			
Gary Bennett, R OBP: 0.314, SLG: 0.340 (1, 2)										4	0	1	0	0	1	2			
Mike Hampton, R OBP: 0.381, SLG: 0.514 Mark Liddle, R OBP: 0.307, SLG: 0.313 Justin Speier, R ERA: 5.68 Ross Gload, L (7, PH) Dennys Reyes, R (8, 1) Denny Stark, R OBP: 0.201, SLG: 0.200 (9, 1)										2	0	0	0	0	0	0			
<b>Inning Stats</b>	R: 4 E: 2 K: 2 S: 17	H: 3 LOB: 1 BB: 0 P: 25	R: 0 E: 0 K: 0 S: 11	H: 1 LOB: 1 BB: 0 P: 16	R: 1 E: 0 K: 0 S: 9	H: 2 LOB: 1 BB: 0 P: 14	R: 0 E: 0 K: 1 S: 8	H: 0 LOB: 0 BB: 0 P: 10	R: 0 E: 0 K: 0 S: 9	H: 0 LOB: 1 BB: 1 P: 17	R: 4 E: 2 K: 0 S: 22	H: 4 LOB: 2 BB: 1 P: 33	R: 0 E: 0 K: 1 S: 13	H: 1 LOB: 2 BB: 1 P: 25	R: 0 E: 0 K: 1 S: 17	H: 2 LOB: 2 BB: 0 P: 26	1B: 9 2B: 3 3B: 1 HR: 0	SF: 0 SAC: 0 DP: 0 HBP: 0	WP: 2 PA: 43
<b>PITCHER</b>	IP WLS BF H R ER SO BB IBB HBP BLK WP HR S P ERA WHIP	5.0 L 24 6 5 3 3 1 0 0 0 0 0 1 0 15 20 13.50 4.500	0.2 5 3 3 1 0 0 0 0 0 0 0 0 7 13 0.00 3.000	0.1 4 1 1 0 0 0 0 1 0 0 0 0 0 7 13 0.00 3.000	1.1 8 3 0 0 1 1 0 0 0 0 0 0 23 40 0.00 3.000	0.2 2 0 0 0 1 0 0 0 0 0 0 0 7 11 0.00 0.000											IP WLS BF H R ER SO BB IBB HBP BLK WP HR S P ERA WHIP		

San Diego Padres @ Colorado Rockies  
Coors Field, Denver, CO

AB 40  
R 9  
H 13  
RBI 6  
BB 3  
SO 5  
LOB 20



WP: 2 PA: 43  
PB: 0  
SB: 0  
CS: 0

Fri Jul 05 2002, 7:05 PM MDT  
Att: 48,540 - Cloudy - 78 F



Batter	1	2	3	4	5	6	7	8	9	AB	R	H	RBI	BB	SO	LOB	TOP										
Ramón Vázquez, L (1,4) OBP: 0.307, SLG: 0.292	3-2 G3-1	2-2 CS	0-1 G3		0-2 G3-1			0-0 F7		4	0	0	0	0	0	0											
D'Angelo Jimenez, S (1,5) OBP: 0.368, SLG: 0.334	3-2 HR		2-1 G4-3			0-1 F8		1-1 G4-3		4	1	1	1	0	0	0											
Mark Kotsay, L (1,8) OBP: 0.383, SLG: 0.448	0-1 1B SF8		0-2 L8			1-3 K		0-0 F7		4	1	1	0	0	1	0											
Ryan Klesko, L (1,3) OBP: 0.390, SLG: 0.514	2-2 1B				0-0 F9		1-0 G6-3	2-2 FC5-4 1B		4	0	2	0	0	0	0											
Ron Gant, R (1,7) OBP: 0.344, SLG: 0.473	1-1 SF8				0-3 K		1-1 CS 1B	2-0 FC5-4		3	0	1	1	0	1	1											
Bubba Trammell, R (1,9) OBP: 0.328, SLG: 0.358	1-0 P4				2-0 2B		3-3 K 1-2			3	0	1	0	0	1	2											
Deivi Cruz, R (1,6) OBP: 0.293, SLG: 0.354		0-0 G5-3			0-0 G6-3		1-3 K			3	0	0	0	0	1	1											
Wiki Gonzalez, R (1,2) OBP: 0.383, SLG: 0.348		1-1 G4-1			0-1 L8		2-1 G6-3			3	0	0	0	0	0	0											
44 Jake Peavy, R (1,1) OBP: 0.500, SLG: 0.750		2-2 CS			1-0 G6-3		0-2 L7			2	0	1	0	0	0	0											
Mike Holtz, L (7,1)										0	0	0	0	0	0	0											
Mark Sweeney, L (8, PH) OBP: 0.206, SLG: 0.250										1	0	0	0	0	0	0											
Steve Reed, R (8,1)										0	0	0	0	0	0	0											
<b>Inning Stats</b>	R: 2 H: 3 E: 0 K: 0 S: 16	H: 3 LOB: 1 BB: 0 P: 26	R: 0 H: 1 E: 0 K: 0 S: 10	LOB: 0 BB: 0 P: 15	R: 0 H: 0 E: 0 K: 1 S: 7	LOB: 0 BB: 0 P: 9	R: 0 H: 1 E: 0 K: 1 S: 6	LOB: 1 BB: 0 P: 8	R: 0 H: 0 E: 0 K: 2 S: 6	LOB: 0 BB: 0 P: 8	R: 0 H: 1 E: 0 K: 2 S: 8	LOB: 0 BB: 0 P: 13	R: 0 H: 0 E: 0 K: 0 S: 6	LOB: 1 BB: 0 P: 8	R: 0 H: 1 E: 0 K: 0 S: 7	LOB: 1 BB: 0 P: 12	1B: 4 2B: 3 3B: 0 HR: 1	SF: 1 SAC: 0 DP: 1 HBP: 0	WP: 0 PA: 33 PB: 0 SB: 0 CS: 2								
<b>PITCHER</b>	IP	WLS	BF	H	R	ER	SO	BB	IBB	HBP	BLK	WP	HR	S	P	ERA	WHIP										
John Thomson, R (1,1) ERA: 4.85	7.0	W	25	6	2	2	4	0	0	0	0	0	1	59	86	2.57	0.857										
Todd Jones, R (8,1) ERA: 4.0	1.0	H	3	0	0	0	0	0	0	0	0	0	0	6	8	0.00	0.000										
Jose Jimenez, R (9,1) ERA: 3.3	1.0	S	4	1	0	0	0	0	0	0	0	0	0	7	12	0.00	1.000										

San Diego Padres @ Colorado Rockies  
Coors Field, Denver, CO  
Sat Jul 06 2002, 6:05 PM MDT  
Att: 36,866 - Sunny - 86 F

AB	31
R	2
H	7
RBI	2
BB	0
SO	4
LOB	4



Batter	1	2	3	4	5	6	7	8	9	AB	R	H	RBI	BB	SO	LOB	BOTTOM										
Juan Pierre, L (1,8) OBP: 0.315, SLG: 0.310	0-3 K	2-2 G6-3		1-1 2B		1-0 F9		2-1 G3-1		5	0	1	0	0	1	2											
Brent Butler, R (1,4) OBP: 0.341, SLG: 0.534	1-2 E5 17 BB 1B		1-2 G6-3	3-1 F9		0-1 G6-3				4	1	0	0	0	0	3											
Larry Walker, L (1,9) OBP: 0.428, SLG: 0.653	0-1 F9		1-0 1B 2B		3-2 G3-1		1-1 CS 17 1B			4	1	2	0	0	0	1											
17 Todd Helton, L (1,3) OBP: 0.439, SLG: 0.611	4-0 1B 2B BB		2-1 L9		2-2 G3-1		0-2 1B			3	1	1	0	1	0	1											
Todd Zeile, R (1,5) OBP: 0.367, SLG: 0.477	0-2 2B		3-2 1B		3-0 2B		1-1 F9			4	0	3	2	0	0	1											
Todd Hollandsworth, L (1,7) OBP: 0.356, SLG: 0.464	1-3 2H 1B		1-2 G3		4-0 IBB		0-1 G4-3			3	0	1	1	1	0	2											
Bobby Estalella, R (1,2) OBP: 0.285, SLG: 0.491	1-3 3H 2B				1-3 K		1-1 SH1-4 1B			3	0	0	0	0	3	4											
Terry Shumpert, R (8, PH) OBP: 0.338, SLG: 0.378										1	0	1	0	0	0	0											
Gary Bennett, R (9,2) OBP: 0.314, SLG: 0.340										0	0	0	0	0	0	0											
Juan Uribe, R (1,6) OBP: 0.291, SLG: 0.345		1-1 F7		1-0 F7		3-1 G6-3		0-0 SH1-4		3	0	0	0	0	0	0											
John Thomson, R (1,1) OBP: 0.188, SLG: 0.138		3-2 G6-3		2-0 2B		0-1 1B		0-3 K		3	0	2	0	0	0	0											
Todd Jones, L (8,1)										0	0	0	0	0	0	0											
Ross Gload, L (8, PH)										1	0	0	0	0	1	1											
Jose Jimenez, R (9,1)										0	0	0	0	0	0	0											
<b>Inning Stats</b>	R: 2 H: 2 E: 1 K: 2 S: 18	H: 2 LOB: 2 BB: 1 P: 24	R: 0 H: 0 E: 0 K: 0 S: 12	H: 0 LOB: 0 BB: 0 P: 18	R: 1 H: 2 E: 0 K: 0 S: 11	LOB: 1 BB: 0 P: 18	R: 0 H: 2 E: 0 K: 1 S: 9	LOB: 2 BB: 0 P: 17	R: 0 H: 1 E: 0 K: 0 S: 13	LOB: 1 BB: 2 P: 26	R: 0 H: 1 E: 0 K: 0 S: 7	LOB: 1 BB: 1 P: 11	R: 0 H: 2 E: 0 K: 0 S: 9	LOB: 1 BB: 0 P: 11	R: 0 H: 1 E: 0 K: 1 S: 10	LOB: 1 BB: 0 P: 13	1B: 7 2B: 4 3B: 0 HR: 0	SF: 0 SAC: 1 DP: 0 HBP: 0	WP: 0 PA: 37 PB: 0 SB: 0 CS: 1								
<b>PITCHER</b>	IP	WLS	BF	H	R	ER	SO	BB	IBB	HBP	BLK	WP	HR	S	P	ERA	WHIP										
44 Jake Peavy, R (1,1) ERA: 3.6	6.0	L	29	8	3	1	4	1	0	0	0	0	0	70	114	1.50	1.500										
Mike Holtz, L (7,1) ERA: 5.51	1.0		4	2	0	0	0	0	0	0	0	0	0	9	11	0.00	2.000										
Steve Reed, R (8,1) ERA: 1.7	1.0		4	1	0	0	1	0	0	0	0	0	0	10	13	0.00	1.000										

San Diego Padres @ Colorado Rockies  
Coors Field, Denver, CO  
Sat Jul 06 2002, 6:05 PM MDT  
Att: 36,866 - Sunny - 86 F

AB	34
R	3
H	11
RBI	3
BB	2
SO	5
LOB	15






Batter	1	2	3	4	5	6	7	8	9	AB	R	H	RBI	BB	SO	LOB	TOP						
Ramón Vázquez, L OBP: 0.323, SLG: 0.313	2-1 1B G3-1 2B	2-2 1B		0-1 1B		4-2 1B BB		3-2 1B HBP 1B	2-2 L3	5	2	4	0	1	0	0							
D'Angelo Jiménez, S OBP: 0.311, SLG: 0.327	2-1 G3-1 1B 2-3	0-3 1B		2-2 G3-1		1-0 1B 1-2 3-H		1-1 HBP BB 1B 1-3	0-2 F7	6	1	3	1	0	1	4							
Mark Kotsay, L OBP: 0.386, SLG: 0.447	1-1 1B G3-1 1-2	0-1 F7			4-0 G3 BB	0-1 G1-3		1-0 BB HBP 1B 1-2		3	1	1	0	1	0	5							
Ryan Klesko, L OBP: 0.393, SLG: 0.535	0-0 G3-1 1-2 2-3 3-H		3-1 HR		3-3 K 1-2		1-1 HR	2-1 1B BB 1-2 2-3 3-H		4	2	2	4	0	1	3							
Ron Gant, R OBP: 0.333, SLG: 0.456 Trenidad Hubbard, R OBP: 0.281, SLG: 0.253	0-0 P4		1-0 F7		3-1 G3 2-3		1-1 P5	3-1 P3		5	0	0	0	0	0	6							
Bubba Trammell, R OBP: 0.326, SLG: 0.352 Trevor Hoffman, R OBP: 0.360, SLG: 0.360	1-1 G5-3		0-0 G6-3		2-2 F9		1-3 K	4-2 1B BB 1-2 2-3 3-H		4	0	0	1	1	1	3							
Deivi Cruz, R OBP: 0.298, SLG: 0.361		3-3 K	0-0 L7			0-0 G5-3 1B 2B	1-0 BB 1B	1-1 G6-4-3 1B 1-2 2-3 3-H		5	1	3	1	0	1	0							
Wiki Gonzalez, R OBP: 0.375, SLG: 0.333		3-2 E4 1B 1B		1-1 G6-3		0-0 G5-3 2-3	4-0 BB	0-0 G6-4-3 1-2		4	0	0	0	1	0	4							
Oliver Pérez, L OBP: 0.083, SLG: 0.083 Brian Lawrence, R OBP: 0.250, SLG: 0.200 Mike Holtz, L OBP: 0.296, SLG: 0.360 Steve Reed, R OBP: 0.296, SLG: 0.360	1-1 1B 1-2		3-3 K		0-0 G6-3		0-3 K		1-0 G6-3	4	0	1	0	0	2	3							
<b>Inning Stats</b>	R: 1 E: 0 K: 0 S: 10	H: 3 LOB: 2 BB: 0 P: 16	R: 0 E: 1 K: 2 S: 16	H: 2 LOB: 3 BB: 0 P: 25	R: 1 E: 0 K: 0 S: 5	H: 1 LOB: 1 BB: 0 P: 9	R: 0 E: 0 K: 1 S: 10	H: 1 LOB: 1 BB: 1 P: 16	R: 0 E: 0 K: 1 S: 9	H: 0 LOB: 1 BB: 1 P: 21	R: 1 E: 0 K: 0 S: 8	H: 2 LOB: 2 BB: 1 P: 13	R: 1 E: 0 K: 2 S: 12	H: 2 LOB: 2 BB: 1 P: 20	R: 3 E: 0 K: 0 S: 14	H: 3 LOB: 2 BB: 0 P: 29	R: 0 E: 0 K: 0 S: 9	H: 0 LOB: 0 BB: 0 P: 12	1B: 10 2B: 2 3B: 0 HR: 2	SF: 0 SAC: 0 DP: 1 HBP: 2	WP: 0 PB: 0 SB: 1 CS: 0	PA: 47	
<b>PITCHER</b>	IP WLS BF H R ER SO BB IBB HBP BLK WP HR S P ERA WHIP	5.2 L 29 9 3 3 4 2 0 0 0 0 1 56 98 4.76 1.941	6.1 1 7 2 1 1 2 1 0 0 0 0 0 1 14 22 6.75 2.250	8.1 0.0 4 2 3 3 0 0 0 2 0 0 0 7 14 ∞ ∞	8.1 2.0 7 1 0 0 0 1 0 0 0 0 0 16 27 0.00 1.000																		

San Diego Padres @ Colorado Rockies  
Coors Field, Denver, CO  
Sun Jul 07 2002, 1:05 PM MDT  
Att: 30,707 - Cloudy - 86 F


AB 41  
R 7  
H 14  
RBI 7  
BB 4  
SO 6  
LOB 28



Batter	1	2	3	4	5	6	7	8	9	AB	R	H	RBI	BB	SO	LOB	BOTTOM					
Mark Little, R OBP: 0.320, SLG: 0.294	1-3 K		1-3 K		0-3 K			0-0 L7	1-2 F9	5	0	0	0	0	3	1						
Terry Shumpert, R OBP: 0.342, SLG: 0.372	4-2 BB		1-3 K		2-3 K			4-2 HBP WP FC6-4 BB		2	1	0	0	2	2	0						
Lary Walker, L OBP: 0.317, SLG: 0.653 Juan Pierre, L OBP: 0.315, SLG: 0.310	1-3 K		0-1 2B		2-3 K			2-1 FC6-4 HBP 1-2 HBP		3	0	1	0	0	2	1						
Todd Zeile, R OBP: 0.368, SLG: 0.474	1-2 F7		4-1 BB		3-3 K			2-0 FC6-4 HBP 1-2 2-3		2	0	0	0	1	1	1						
Ben Petrick, R OBP: 0.196, SLG: 0.213		3-3 K	2-1 F8		2-3 K			3-2 FC6-4 1-2 2-3 3-H		4	0	0	1	0	2	4						
Juan Uribe, R OBP: 0.288, SLG: 0.341		0-3 K		2-2 F9			0-2 F9	1-1 F8		4	0	0	0	0	1	2						
Gary Bennett, R OBP: 0.319, SLG: 0.336		4-2 BB BB		1-0 G3			4-2 PB BB	1-1 L3		2	0	0	0	2	0	0						
Ross Gload, L OBP: 0.222, SLG: 0.125		4-0 BB		2-1 F7			3-2 F7	1-2 1B		3	0	1	0	1	0	1						
Shawn Chacon, R OBP: 0.283, SLG: 0.283 Denny Neagle, L OBP: 0.117, SLG: 0.144 Brent Butler, R OBP: 0.288, SLG: 0.429 40 Brian Fuentes, L OBP: 0.315, SLG: 0.310 Rick White, R OBP: 0.304, SLG: 0.492 Todd Hollandsworth, L OBP: 0.304, SLG: 0.492	0-3 K		0-3 K		0-3 K		0-0 G6-3	2-2 F8		2	0	0	0	0	2	2						
<b>Inning Stats</b>	R: 0 E: 0 K: 2 S: 16	H: 0 LOB: 1 BB: 1 P: 23	R: 0 E: 0 K: 3 S: 12	H: 0 LOB: 2 BB: 2 P: 23	R: 0 E: 0 K: 2 S: 12	H: 1 LOB: 2 BB: 1 P: 20	R: 0 E: 0 K: 0 S: 6	H: 0 LOB: 0 BB: 0 P: 11	R: 0 E: 0 K: 3 S: 12	H: 0 LOB: 0 BB: 0 P: 19	R: 0 E: 0 K: 0 S: 13	H: 0 LOB: 1 BB: 1 P: 20	R: 1 E: 0 K: 0 S: 9	H: 0 LOB: 2 BB: 1 P: 21	R: 0 E: 0 K: 0 S: 12	H: 1 LOB: 1 BB: 0 P: 18	1B: 1 2B: 1 3B: 0 HR: 0	SF: 0 SAC: 0 DP: 0 HBP: 2	WP: 1 PB: 1 SB: 0 CS: 0	PA: 37		
<b>PITCHER</b>	IP WLS BF H R ER SO BB IBB HBP BLK WP HR S P ERA WHIP	6.2 W 26 1 0 0 13 5 0 0 0 0 0 4 79 126 0.00 0.900	7.1 0.2 3 0 1 1 0 1 0 0 0 0 0 4 8 13.50 1.500	8.1 0.0 1 0 0 0 0 0 0 1 0 1 0 1 3 ∞ ∞	8.1 0.2 3 0 0 0 0 0 0 1 0 0 0 5 11 0.00 0.000	9.1 1.0 4 1 0 0 0 0 0 0 0 0 0 12 18 0.00 1.000																

San Diego Padres @ Colorado Rockies  
Coors Field, Denver, CO  
Sun Jul 07 2002, 1:05 PM MDT  
Att: 30,707 - Cloudy - 86 F

AB 29  
R 1  
H 2  
RBI 1  
BB 6  
SO 13  
LOB 14






Batter	1	2	3	4	5	6	7	8	9	AB	R	H	RBI	BB	SO	LOB	TOP																	
Fernando Vina, L (1,4) OBP: 0.336, SLG: 0.356	G3		G4-3			HBP		P4		3	1	0	0	0	0	0																		
Placido Polanco, R (1,5) OBP: 0.318, SLG: 0.391	1B		G5-3			1B		1B		4	1	3	0	0	0	0																		
15 Jim Edmonds, L (1,8) OBP: 0.423, SLG: 0.618	2B			G4-3		1B		K		4	0	2	1	0	1	1																		
5 Albert Pujols, R (1,7) OBP: 0.395, SLG: 0.576	G6-3			G3		G4-6-3		IBB		2	0	0	1	2	0	1																		
Tino Martinez, L (1,3) OBP: 0.335, SLG: 0.400	F8			G4-3		G4-6-3		G3		4	0	0	0	0	0	6																		
Edgar Renteria, R (1,6) OBP: 0.342, SLG: 0.407		G5-3					F8		K2-3	4	0	0	0	0	1	0																		
Kerry Robinson, L (1,9) OBP: 0.327, SLG: 0.388		G6-3					G4-3	E5	K	4	1	1	0	0	1	0																		
Mike Matheny, R (1,2) OBP: 0.274, SLG: 0.313		G5-3					G5-3	G5-3	K	3	0	0	1	0	0	0																		
Miguel Cairo, R (9, PH) OBP: 0.230, SLG: 0.378										1	0	0	0	0	1	0																		
Jason Simontacchi, R (1,1) OBP: 0.261, SLG: 0.190										3	0	0	0	0	2	0																		
Dave Veres, R (7,1) OBP: 0.333, SLG: 0.333										0	0	0	0	0	0	0																		
Steve Kline, S (8,1)										0	0	0	0	0	0	0																		
Mike Crudale, R (8,1)										0	0	0	0	0	0	0																		
<b>Inning Stats</b>	R: 1 E: 0 K: 0 S: 10	H: 2 LOB: 1 BB: 0 P: 15	R: 0 E: 0 K: 0 S: 9	H: 0 LOB: 0 BB: 0 P: 14	R: 0 E: 0 K: 1 S: 7	H: 0 LOB: 0 BB: 0 P: 10	R: 0 E: 0 K: 0 S: 8	H: 0 LOB: 0 BB: 0 P: 11	R: 0 E: 0 K: 0 S: 9	H: 1 LOB: 2 BB: 1 P: 16	R: 1 E: 1 K: 0 S: 12	H: 1 LOB: 2 BB: 0 P: 11	R: 0 E: 0 K: 1 S: 12	H: 1 LOB: 2 BB: 0 P: 22	R: 0 E: 0 K: 3 S: 10	H: 0 LOB: 0 BB: 0 P: 14	1B: 5 2B: 1 3B: 0 HR: 0	SF: 0 SAC: 0 DP: 1 HBP: 1	WP: 0 PB: 1 SB: 0 CS: 0	PA: 35														
<b>PITCHER</b>	IP WLS BF H R ER SO BB IBB HBP BLK WP HR S P ERA WHIP																																	
Brian Lawrence, R (1,1) ERA: 3.59	7.1	29	6	3	2	2	0	1	1	0	0	0	0	67	104	2.46	0.818																	
Mike Holtz, L (8,1) ERA: 5.29	0.2	3	0	0	0	1	0	1	0	0	0	0	0	7	15	0.00	0.000																	
Trevor Hoffman, R (9,1) ERA: 2.36	1.0	3	0	0	0	3	0	0	0	0	0	0	0	10	14	0.00	0.000																	

St. Louis Cardinals @ San Diego Padres  
Qualcomm Stadium, San Diego, CA  
Fri Jul 12 2002, 10:05 PM EDT  
Att: 23,794 - Cloudy - 75 F


AB 32  
R 3  
H 6  
RBI 3  
BB 2  
SO 6  
LOB 8



Batter	1	2	3	4	5	6	7	8	9	AB	R	H	RBI	BB	SO	LOB	BOTTOM																	
Ramón Vázquez, L (1,4) OBP: 0.322, SLG: 0.311	G1-6-3			G4-3		F8		G3		4	0	1	0	0	0	2																		
Mark Kotsay, L (1,8) OBP: 0.385, SLG: 0.445	1B			L8		2B		K		4	1	1	0	0	1	3																		
Ryan Klesko, L (1,3) OBP: 0.395, SLG: 0.535	F8			F7		2B		1B		4	1	2	1	0	0	0																		
Phil Nevin, R (1,5) OBP: 0.349, SLG: 0.444		F8				2B		1B		4	0	1	0	0	1	4																		
Trevor Hoffman, R (9,1)					G5-4-3			F8		0	0	0	0	0	0	0																		
Ron Gant, R (1,7) OBP: 0.333, SLG: 0.449		F3			G5-4-3			2B		2	1	0	0	1	0	1																		
Bubba Trammell, R (1,9) OBP: 0.326, SLG: 0.356								2B		3	0	1	3	0	1	0																		
Julius Matos, R (9,5) OBP: 0.256, SLG: 0.338					G6-3			2B		0	0	0	0	0	0	0																		
Deivi Cruz, R (1,6) OBP: 0.295, SLG: 0.358				G6-3		G5-3		G5-3		3	0	0	0	0	0	1																		
Wiki Gonzalez, R (1,2) OBP: 0.374, SLG: 0.327				G3				G6-3		2	0	0	0	1	0	1																		
Brian Lawrence, R (1,1) ERA: 2.91										2	0	0	0	0	0	1																		
Mike Holtz, L (8,1)										0	0	0	0	0	0	0																		
Mark Sweeney, L (8, PH) ERA: 4.15										1	0	1	0	0	0	0																		
Trendad Hubbard, R (9, PH) ERA: 2.53										0	1	0	0	0	0	0																		
<b>Inning Stats</b>	R: 0 E: 0 K: 0 S: 8	H: 1 LOB: 0 BB: 0 P: 13	R: 0 E: 0 K: 1 S: 5	H: 0 LOB: 0 BB: 0 P: 6	R: 0 E: 0 K: 0 S: 5	H: 0 LOB: 0 BB: 0 P: 7	R: 0 E: 0 K: 0 S: 6	H: 0 LOB: 0 BB: 0 P: 10	R: 0 E: 0 K: 0 S: 6	H: 1 LOB: 0 BB: 0 P: 11	R: 3 E: 0 K: 1 S: 16	H: 3 LOB: 1 BB: 1 P: 27	R: 1 E: 0 K: 1 S: 11	H: 2 LOB: 2 BB: 0 P: 19	1B: 6 2B: 1 3B: 0 HR: 0	SF: 0 SAC: 0 DP: 2 HBP: 0	WP: 0 PB: 0 SB: 0 CS: 0	PA: 31																
<b>PITCHER</b>	IP WLS BF H R ER SO BB IBB HBP BLK WP HR S P ERA WHIP																																	
Jason Simontacchi, R (1,1) ERA: 2.88	6.1	24	5	3	3	2	2	0	0	0	0	0	0	7	11	13.50	1.500																	
Dave Veres, R (7,1)	0.2	3	1	1	1	0	0	0	0	0	0	0	0	7	12	0.00	1.500																	
Steve Kline, L (8,1)	0.2	3	1	0	0	1	0	0	0	0	0	0	0	7	12	0.00	1.500																	
Mike Crudale, R (8,1) ERA: 1.77	0.1	1	0	0	0	0	0	0	0	0	0	0	0	1	2	0.00	0.000																	

St. Louis Cardinals @ San Diego Padres  
Qualcomm Stadium, San Diego, CA  
Fri Jul 12 2002, 10:05 PM EDT  
Att: 23,794 - Cloudy - 75 F

AB 29  
R 4  
H 7  
RBI 4  
BB 2  
SO 3  
LOB 13









Batter	1	2	3	4	5	6	7	8	9	AB	R	H	RBI	BB	SO	LOB	TOP			
Fernando Vina, L (1,4) OBP: 0.332, SLG: 0.352	B4		G6-3		G6-3	G4-3			CS 1B	5	0	1	0	0	0	1				
Placido Polanco, R (1,5) OBP: 0.318, SLG: 0.392	F8		2B		G6-3	2B			F9	5	1	2	0	0	0	1				
15 Jim Edmonds, L (1,8) OBP: 0.421, SLG: 0.616	3B		K		1B	F7			G4-3	5	0	2	0	0	1	2				
5 Albert Pujols, R (1,7) OBP: 0.394, SLG: 0.569	G6-3		E2		1B	F9				4	0	2	0	0	0	2				
Tino Martinez, L (1,3)		WP SF9 1B	G4-3		K	G4-3				4	1	1	0	0	1	4				
J.D. Drew, L (1,9) OBP: 0.354, SLG: 0.462		P2			F8					4	1	1	1	0	0	1				
Dave Veres, R (8,1) OBP: 0.333, SLG: 0.333										0	0	0	0	0	0	0				
Steve Kline, S (8,1)										0	0	0	0	0	0	0				
Mike Timlin, R (8,1)										0	0	0	0	0	0	0				
44 Jason Isringhausen, R (9,1)										0	0	0	0	0	0	0				
Edgar Renteria, R (1,6) OBP: 0.346, SLG: 0.413		SF9 WP 1B			1B	1B			L6	4	1	3	0	0	0	0				
Eli Marrero, R (1,2) OBP: 0.326, SLG: 0.427		SF9			F7	SH1-3 1B			K	3	0	1	1	0	1	1				
Bud Smith, L (1,1) OBP: 0.267, SLG: 0.286		L7			F7	SH1-3			G5-3	2	0	0	1	0	0	2				
Kerry Robinson, L (8,PH) OBP: 0.327, SLG: 0.386										1	0	0	0	0	0	0				
<b>Inning Stats</b>	R: 0 E: 0 K: 0 S: 9	H: 1 LOB: 1 BB: 0 P: 12	R: 1 E: 0 K: 0 S: 10	H: 2 LOB: 1 BB: 0 P: 13	R: 1 E: 1 K: 1 S: 9	H: 2 LOB: 1 BB: 0 P: 14	R: 0 E: 0 K: 0 S: 9	H: 1 LOB: 1 BB: 0 P: 12	R: 0 E: 0 K: 1 S: 8	H: 2 LOB: 2 BB: 0 P: 13	R: 0 E: 0 K: 0 S: 8	H: 1 LOB: 1 BB: 0 P: 11	R: 1 E: 0 K: 0 S: 12	H: 1 LOB: 0 BB: 0 P: 16	R: 0 E: 0 K: 0 S: 7	H: 1 LOB: 0 BB: 0 P: 8	1B: 9 2B: 2 3B: 1 HR: 1	SF: 1 SAC: 1 DP: 0 HBP: 0	WP: 1 PB: 0 SB: 0 CS: 1	PA: 39
<b>PITCHER</b>	IP WLS BF H R ER SO BB IBB HBP BLK WP HR S P ERA WHIP																			
Bobby Jones, R (1,1) ERA: 5.07	7.0 L 32 11 3 2 2 0 0 0 0 0 1 0 63 85 2.57 1.571																			
Tom Davey, R (8,1) ERA: 7.5	1.0 4 1 1 1 1 0 0 0 0 0 0 1 12 16 9.00 1.000																			
Kevin Pickford, L (9,1) ERA: 4.91	1.0 3 1 0 0 0 0 0 0 0 0 0 0 7 8 0.00 1.000																			

St. Louis Cardinals @ San Diego Padres  
Qualcomm Stadium, San Diego, CA  
Sun Jul 14 2002, 5:00 PM EDT  
Att: 24,045 - Cloudy - 77 F

AB 37  
R 4  
H 13  
RBI 3  
BB 0  
SO 3  
LOB 14



Batter	1	2	3	4	5	6	7	8	9	AB	R	H	RBI	BB	SO	LOB	BOTTOM			
Mark Kotsay, L (1,8) OBP: 0.382, SLG: 0.440	G6-4-3 1B		K			F9				4	0	2	0	0	1	0				
Deivi Cruz, R (1,6) OBP: 0.286, SLG: 0.348	G6-4-3 1-2		G6-3			F9			F9	4	0	0	0	0	0	3				
Phil Nevin, R (1,5) OBP: 0.351, SLG: 0.437	1B				P3	G5-3			K	4	0	1	0	0	1	2				
Ryan Klesko, L (1,3) OBP: 0.394, SLG: 0.532	K				G5-3				G3-1	4	0	0	0	0	1	1				
Ron Gant, R (1,7) OBP: 0.325, SLG: 0.441		P6			F3				K	4	0	0	0	0	1	0				
Brian Buchanan, R (1,9) OBP: 0.284, SLG: 0.400		G5-3				G3			F9	4	0	0	0	0	0	0				
Wiki Gonzalez, R (1,2) OBP: 0.381, SLG: 0.356						G6-3			1B	3	1	2	0	0	0	0				
Julius Matos, R (1,4) OBP: 0.271, SLG: 0.341		G6-3							F9	2	0	1	1	1	0	1				
Bobby Jones, R (1,1) OBP: 0.143, SLG: 0.143										2	0	0	0	0	1	1				
Tom Davey, R (8,1) ERA: 3.06										0	0	0	0	0	0	0				
Ramon Vazquez, L (8,PH) ERA: 3.86										0	0	0	0	0	0	0				
Trenidad Hubbard, R (8,PH) OBP: 0.278, SLG: 0.250										1	0	0	0	0	0	1				
Kevin Pickford, L (9,1) ERA: 2.45										0	0	0	0	0	0	0				
<b>Inning Stats</b>	R: 0 E: 0 K: 1 S: 16	H: 2 LOB: 1 BB: 0 P: 23	R: 0 E: 0 K: 0 S: 11	H: 1 LOB: 0 BB: 0 P: 19	R: 0 E: 0 K: 1 S: 7	H: 0 LOB: 0 BB: 0 P: 11	R: 0 E: 0 K: 0 S: 6	H: 0 LOB: 0 BB: 0 P: 8	R: 0 E: 0 K: 0 S: 4	H: 0 LOB: 0 BB: 0 P: 6	R: 0 E: 0 K: 0 S: 7	H: 0 LOB: 0 BB: 0 P: 9	R: 1 E: 0 K: 1 S: 17	H: 3 LOB: 2 BB: 0 P: 28	R: 0 E: 0 K: 1 S: 8	H: 0 LOB: 0 BB: 0 P: 10	1B: 5 2B: 0 3B: 1 HR: 0	SF: 0 SAC: 0 DP: 1 HBP: 0	WP: 0 PB: 0 SB: 0 CS: 0	PA: 33
<b>PITCHER</b>	IP WLS BF H R ER SO BB IBB HBP BLK WP HR S P ERA WHIP																			
Bud Smith, L (1,1) ERA: 6.02	7.0 W 24 3 0 0 0 3 1 0 0 0 0 0 59 89 0.00 0.571																			
Dave Veres, R (8,1) ERA: 3.06	0.0 2 2 1 1 0 0 0 0 0 0 0 0 5 10 - - -																			
Steve Kline, L (8,1) ERA: 3.86	0.2 H 3 1 0 0 0 0 0 0 0 0 0 0 9 14 0.00 1.500																			
Mike Timlin, R (8,1) ERA: 2.75	0.1 H 1 0 0 0 0 1 0 0 0 0 0 0 3 4 0.00 0.000																			
44 Jason Isringhausen, R (9,1) ERA: 2.45	1.0 S 3 0 0 0 0 1 0 0 0 0 0 0 8 10 0.00 0.000																			

St. Louis Cardinals @ San Diego Padres  
Qualcomm Stadium, San Diego, CA  
Sun Jul 14 2002, 5:00 PM EDT  
Att: 24,045 - Cloudy - 77 F

AB 32  
R 1  
H 6  
RBI 1  
BB 1  
SO 5  
LOB 9









Batter	1	2	3	4	5	6	7	8	9	AB	R	H	RBI	BB	SO	LOB	TOP								
Juan Pierre, L (1, 8) OBP: 0.308, SLG: 0.301	F7		S BB		FC4-6 1B			2B 1B		3	0	1	1	1	0	1	<b>Colorado Rockies @ San Diego Padres</b> Qualcomm Stadium, San Diego, CA Tue Jul 16 2002, 10:05 PM EDT Att: 22,150 - Sunny - 73 F								
Brent Butler, R (1, 6) OBP: 0.313, SLG: 0.476	L9		G5-3					P6 1B		4	0	1	0	0	0	2									
Larry Walker, L (1, 9) OBP: 0.419, SLG: 0.633	F7		K		G3-1			2B 1B		4	0	1	0	0	1	3									
17 Todd Helton, L (1, 3) OBP: 0.442, SLG: 0.595										3	0	2	0	1	0	0									
Todd Zeile, R (1, 5) OBP: 0.360, SLG: 0.450										4	0	0	0	0	3	4									
Todd Hollandsworth, L (1, 7) OBP: 0.336, SLG: 0.466										4	0	0	0	0	1	1									
Terry Shumpert, R (1, 4) OBP: 0.343, SLG: 0.393										3	0	0	0	1	2	0									
Walt McKeel, R (1, 2) OBP: 0.500, SLG: 0.500										4	1	2	0	0	1	2									
Jason Jennings, L (1, 1) OBP: 0.343, SLG: 0.394										2	0	1	0	0	0	0									
Mark Little, R (7, PH) OBP: 0.313, SLG: 0.289										1	0	0	0	0	0	0									
Rick White, R (7, 1) Dennys Reyes, R (8, 1) Ross Gload, L (9, PH) OBP: 0.333, SLG: 0.273										1	0	0	0	0	0	0									
										1	0	0	0	0	0	1									
<b>Inning Stats</b>	R: 0 E: 0 K: 0 S: 5	H: 0 LOB: 0 BB: 0 P: 7	R: 0 E: 0 K: 2 S: 12	H: 1 LOB: 2 BB: 1 P: 17	R: 0 E: 0 K: 1 S: 11	H: 0 LOB: 1 BB: 1 P: 18	R: 0 E: 0 K: 2 S: 9	H: 0 LOB: 0 BB: 0 P: 11	R: 1 E: 0 K: 1 S: 12	H: 3 LOB: 2 BB: 0 P: 18	R: 0 E: 0 K: 0 S: 3	H: 1 LOB: 0 BB: 0 P: 7	R: 0 E: 0 K: 0 S: 7	H: 0 LOB: 0 BB: 0 P: 14	R: 0 E: 0 K: 1 S: 12	H: 2 LOB: 2 BB: 1 P: 21	R: 0 E: 0 K: 1 S: 8	H: 1 LOB: 1 BB: 0 P: 11	1B: 6 2B: 2 3B: 0 HR: 0	SF: 0 SAC: 0 DP: 1 HBP: 0	WP: 0 PB: 0 SB: 1 CS: 0	PA: 36			
<b>PITCHER</b>	IP	WLS	BF	H	R	ER	SO	BB	IBB	HBP	BLK	WP	HR	S	P	ERA	WHIP								
44 Jake Peavy, R (1, 1) ERA: 2.86	7.0	W	27	5	1	1	6	2	0	0	0	0	0	59	92	1.29	1.000								
Mike Holtz, L (8, 1) ERA: 4.51	0.2	H	4	2	0	0	0	1	0	0	0	0	0	9	17	0.00	4.500								
Steve Reed, R (8, 1) ERA: 1.85	1.1	S	5	1	0	0	2	0	0	0	0	0	0	11	15	0.00	0.750								

AB 33  
R 1  
H 8  
RBI 1  
BB 3  
SO 8  
LOB 14



Batter	1	2	3	4	5	6	7	8	9	AB	R	H	RBI	BB	SO	LOB	BOTTOM								
Ramón Vázquez, L (1, 4) OBP: 0.330, SLG: 0.323	2B 1B									3	1	2	0	1	0	1	<b>Colorado Rockies @ San Diego Padres</b> Qualcomm Stadium, San Diego, CA Tue Jul 16 2002, 10:05 PM EDT Att: 22,150 - Sunny - 73 F								
Mark Kotsay, L (1, 8) OBP: 0.377, SLG: 0.431	K									4	0	0	0	0	1	4									
Ryan Klesko, L (1, 3) OBP: 0.394, SLG: 0.530	HR 2B									4	2	2	1	0	0	0									
Phil Nevin, R (1, 5) OBP: 0.346, SLG: 0.421	HR BB									2	1	0	0	2	1	1									
Ron Gant, R (1, 7) OBP: 0.333, SLG: 0.467	HR									4	1	3	3	0	0	0									
Bubba Trammell, R (1, 9) OBP: 0.316, SLG: 0.341	G1-3									3	0	0	1	0	1	2									
Gene Kingsale, S (9, 9) OBP: 0.286, SLG: 0.346										0	0	0	0	0	0	0									
Deivi Cruz, R (1, 6) OBP: 0.284, SLG: 0.343	F8									4	0	0	0	0	0	3									
Wiki Gonzalez, R (1, 2) OBP: 0.368, SLG: 0.336										3	0	0	0	0	1	0									
44 Jake Peavy, R (1, 1) OBP: 0.333, SLG: 0.500										2	0	0	0	0	2	0									
Brian Buchanan, R (7, PH) OBP: 0.289, SLG: 0.400										0	0	0	0	1	0	0									
Mike Holtz, L (8, 1) Steve Reed, R (8, 1)										0	0	0	0	0	0	0									
										0	0	0	0	0	0	0									
<b>Inning Stats</b>	R: 4 E: 0 K: 1 S: 13	H: 3 LOB: 0 BB: 1 P: 24	R: 0 E: 0 K: 1 S: 9	H: 0 LOB: 1 BB: 1 P: 14	R: 0 E: 0 K: 1 S: 7	H: 0 LOB: 0 BB: 0 P: 12	R: 0 E: 0 K: 1 S: 7	H: 0 LOB: 0 BB: 0 P: 11	R: 0 E: 0 K: 1 S: 6	H: 1 LOB: 0 BB: 0 P: 7	R: 0 E: 0 K: 1 S: 11	H: 1 LOB: 2 BB: 1 P: 20	R: 0 E: 0 K: 0 S: 7	H: 0 LOB: 1 BB: 1 P: 13	R: 1 E: 0 K: 0 S: 11	H: 2 LOB: 1 BB: 0 P: 19	1B: 5 2B: 1 3B: 0 HR: 1	SF: 1 SAC: 0 DP: 1 HBP: 0	WP: 0 PB: 0 SB: 2 CS: 0	PA: 34					
<b>PITCHER</b>	IP	WLS	BF	H	R	ER	SO	BB	IBB	HBP	BLK	WP	HR	S	P	ERA	WHIP								
Jason Jennings, R (1, 1) ERA: 4.67	6.0	L	25	5	4	4	6	3	0	0	0	0	0	53	88	6.00	1.333								
Rick White, R (7, 1) ERA: 5.5	1.0		4	0	0	0	0	1	0	0	0	0	0	7	13	0.00	1.000								
Dennys Reyes, L (8, 1) ERA: 3.82	1.0		5	2	1	1	0	0	0	0	0	0	0	11	19	9.00	2.000								

AB 29  
R 5  
H 7  
RBI 5  
BB 4  
SO 6  
LOB 11









Batter	1	2	3	4	5	6	7	8	9	AB	R	H	RBI	BB	SO	LOB	TOP			
Ramón Vázquez, L (1,4) OBP: 0.327, SLG: 0.320										5	0	1	0	0	0	4	<b>San Diego Padres @ Los Angeles Dodgers</b> Dodger Stadium, Los Angeles, CA Thu Jul 18 2002, 7:10 PM PDT Att: 53,662 - Sunny - 72 F			
Mark Kotsay, L (1,8) OBP: 0.360, SLG: 0.444										5	1	2	1	0	1	3				
Ryan Klesko, L (1,3) OBP: 0.390, SLG: 0.523										4	0	1	1	0	0	2				
Phil Nevin, R (1,5) OBP: 0.342, SLG: 0.448										4	1	1	1	0	0	4				
Deivi Cruz, R (1,6) OBP: 0.292, SLG: 0.349										4	0	2	0	0	0	0				
Trenidad Hubbard, R (1,7) OBP: 0.285, SLG: 0.230										4	0	0	0	0	2	2				
Gene Kingsale, S (9,19) OBP: 0.303, SLG: 0.333										3	1	1	0	1	1	1				
Tom Lampkin, L (1,2) OBP: 0.293, SLG: 0.309										4	1	2	0	0	1	2				
Brett Tomko, R (1,1) OBP: 0.225, SLG: 0.275										2	0	2	1	0	0	0				
Bubba Trammell, R (9,PH) OBP: 0.315, SLG: 0.340										1	0	0	0	0	1	0				
Trevor Hoffman, R (9,1) OBP: 0.315, SLG: 0.340										0	0	0	0	0	0	0				
<b>Inning Stats</b>	R: 0 E: 0 K: 0 S: 10	H: 2 LOB: 1 BB: 0 P: 14	R: 0 E: 0 K: 2 S: 14	H: 0 LOB: 1 BB: 1 P: 23	R: 1 E: 0 K: 0 S: 9	H: 2 LOB: 0 BB: 0 P: 12	R: 1 E: 0 K: 1 S: 13	H: 1 LOB: 0 BB: 0 P: 20	R: 0 E: 0 K: 0 S: 6	H: 1 LOB: 1 BB: 0 P: 9	R: 2 E: 0 K: 0 S: 17	H: 4 LOB: 2 BB: 0 P: 23	R: 0 E: 0 K: 1 S: 10	H: 1 LOB: 1 BB: 0 P: 15	R: 0 E: 0 K: 1 S: 10	H: 0 LOB: 0 BB: 0 P: 16	1B: 10 2B: 0 3B: 0 HR: 2	SF: 0 SAC: 1 DP: 1 HBP: 0	WP: 0 PB: 0 SB: 1 CS: 0	PA: 38
<b>PITCHER</b>	IP WLS BF H R ER SO BB IBB HBP BLK WP HR S P ERA WHIP	IP WLS BF H R ER SO BB IBB HBP BLK WP HR S P ERA WHIP	IP WLS BF H R ER SO BB IBB HBP BLK WP HR S P ERA WHIP	IP WLS BF H R ER SO BB IBB HBP BLK WP HR S P ERA WHIP	IP WLS BF H R ER SO BB IBB HBP BLK WP HR S P ERA WHIP	IP WLS BF H R ER SO BB IBB HBP BLK WP HR S P ERA WHIP	IP WLS BF H R ER SO BB IBB HBP BLK WP HR S P ERA WHIP	IP WLS BF H R ER SO BB IBB HBP BLK WP HR S P ERA WHIP	IP WLS BF H R ER SO BB IBB HBP BLK WP HR S P ERA WHIP	IP WLS BF H R ER SO BB IBB HBP BLK WP HR S P ERA WHIP	IP WLS BF H R ER SO BB IBB HBP BLK WP HR S P ERA WHIP	IP WLS BF H R ER SO BB IBB HBP BLK WP HR S P ERA WHIP	IP WLS BF H R ER SO BB IBB HBP BLK WP HR S P ERA WHIP	IP WLS BF H R ER SO BB IBB HBP BLK WP HR S P ERA WHIP	IP WLS BF H R ER SO BB IBB HBP BLK WP HR S P ERA WHIP	IP WLS BF H R ER SO BB IBB HBP BLK WP HR S P ERA WHIP				

AB	36
R	4
H	12
RBI	4
BB	1
SO	6
LOB	18



Batter	1	2	3	4	5	6	7	8	9	AB	R	H	RBI	BB	SO	LOB	BOTTOM					
Dave Roberts, L (1,8) OBP: 0.359, SLG: 0.372										4	0	0	1	0	0	2	<b>San Diego Padres @ Los Angeles Dodgers</b> Dodger Stadium, Los Angeles, CA Thu Jul 18 2002, 7:10 PM PDT Att: 53,662 - Sunny - 72 F					
Cesar Izturis, S (1,6) OBP: 0.258, SLG: 0.305										3	0	0	0	0	0	1						
Dave Hansen, L (8,PH) OBP: 0.310, SLG: 0.364										1	0	0	0	0	1	1						
Giovanni Carrara, R (9,1) OBP: 0.310, SLG: 0.364										0	0	0	0	0	0	0						
Paul Lo Duca, R (1,2) OBP: 0.371, SLG: 0.437										4	0	0	0	0	0	0						
Shawn Green, L (1,9) OBP: 0.373, SLG: 0.576										3	0	0	0	1	1	0						
Eric Karros, R (1,3) OBP: 0.335, SLG: 0.414										2	0	0	0	2	0	1						
Brian Jordan, R (1,7) OBP: 0.327, SLG: 0.470										4	0	2	0	0	0	2						
Adrian Beltré, R (1,5) OBP: 0.285, SLG: 0.374										3	0	0	0	0	0	2						
Mark Grudzielanek, R (1,4) OBP: 0.286, SLG: 0.344										3	1	2	0	0	0	0						
Andy Ashby, R (1,1) OBP: 0.233, SLG: 0.286										1	0	0	0	0	0	0						
Jesse Orosco, R (7,1) ERA: 3.53										0	0	0	0	0	0	0						
Guillermo Mota, R (7,1) ERA: 3.53										0	0	0	0	0	0	0						
Alex Cora, L (8,PH) OBP: 0.342, SLG: 0.486										1	0	1	0	0	0	0						
<b>Inning Stats</b>	R: 0 E: 0 K: 0 S: 6	H: 0 LOB: 0 BB: 0 P: 8	R: 0 E: 0 K: 1 S: 10	H: 1 LOB: 1 BB: 1 P: 17	R: 0 E: 0 K: 0 S: 8	H: 0 LOB: 0 BB: 0 P: 13	R: 0 E: 0 K: 0 S: 6	H: 0 LOB: 0 BB: 0 P: 10	R: 0 E: 0 K: 0 S: 4	H: 1 LOB: 0 BB: 0 P: 4	R: 0 E: 0 K: 0 S: 7	H: 1 LOB: 1 BB: 0 P: 9	R: 0 E: 0 K: 0 S: 8	H: 0 LOB: 1 BB: 1 P: 15	R: 1 E: 0 K: 1 S: 10	H: 2 LOB: 1 BB: 0 P: 16	R: 0 E: 0 K: 0 S: 8	H: 0 LOB: 1 BB: 1 P: 13	1B: 5 2B: 0 3B: 0 HR: 0	SF: 0 SAC: 1 DP: 1 HBP: 0	WP: 1 PB: 0 SB: 1 CS: 0	PA: 33
<b>PITCHER</b>	IP WLS BF H R ER SO BB IBB HBP BLK WP HR S P ERA WHIP	IP WLS BF H R ER SO BB IBB HBP BLK WP HR S P ERA WHIP	IP WLS BF H R ER SO BB IBB HBP BLK WP HR S P ERA WHIP	IP WLS BF H R ER SO BB IBB HBP BLK WP HR S P ERA WHIP	IP WLS BF H R ER SO BB IBB HBP BLK WP HR S P ERA WHIP	IP WLS BF H R ER SO BB IBB HBP BLK WP HR S P ERA WHIP	IP WLS BF H R ER SO BB IBB HBP BLK WP HR S P ERA WHIP	IP WLS BF H R ER SO BB IBB HBP BLK WP HR S P ERA WHIP	IP WLS BF H R ER SO BB IBB HBP BLK WP HR S P ERA WHIP	IP WLS BF H R ER SO BB IBB HBP BLK WP HR S P ERA WHIP	IP WLS BF H R ER SO BB IBB HBP BLK WP HR S P ERA WHIP	IP WLS BF H R ER SO BB IBB HBP BLK WP HR S P ERA WHIP	IP WLS BF H R ER SO BB IBB HBP BLK WP HR S P ERA WHIP	IP WLS BF H R ER SO BB IBB HBP BLK WP HR S P ERA WHIP	IP WLS BF H R ER SO BB IBB HBP BLK WP HR S P ERA WHIP	IP WLS BF H R ER SO BB IBB HBP BLK WP HR S P ERA WHIP						

AB	29
R	1
H	5
RBI	1
BB	3
SO	2
LOB	9







Batter	1	2	3	4	5	6	7	8	9	AB	R	H	RBI	BB	SO	LOB	TOP																						
<b>Craig Counsell, L</b> OBP: 0.348, SLG: 0.351 (1, 6)	F9		G5-4-3			1B		G6-4-3		4	0	2	0	0	0	1	<b>Arizona Diamondbacks @ San Diego Padres</b> <b>Qualcomm Stadium, San Diego, CA</b> Fri Jul 19 2002, 10:05 PM EDT Att: 27,803 - Sunny - 71 F																						
<b>Junior Spivey, R</b> OBP: 0.403, SLG: 0.528 (1, 4)	K		K			F7		G6-4-3		4	0	0	0	0	2	2																							
<b>Mark Grace, L</b> OBP: 0.358, SLG: 0.402 (1, 3)	1B			G5-4-3		F7		F8		4	0	2	0	0	0	1																							
<b>Luis Gonzalez, L</b> OBP: 0.401, SLG: 0.488 (1, 7)	G4-3			G5-4-3		1B			G3-1	4	0	2	0	0	0	1																							
<b>Matt Williams, R</b> OBP: 0.125, SLG: 0.250 (1, 5)		G6-3		G5-4-3		P6			G6-3	4	0	0	0	0	0	4																							
<b>Steve Finley, L</b> OBP: 0.355, SLG: 0.451 (1, 8)	F8			L7						3	0	0	0	1	0	1																							
<b>David Dellucci, L</b> OBP: 0.359, SLG: 0.500 <b>Quinton McCracken, S</b> OBP: 0.389, SLG: 0.500 (9, PH)		HR		G4-3		G4-3			K	3	1	1	1	0	0	0																							
<b>Rod Barajas, R</b> OBP: 0.268, SLG: 0.297 (1, 2)	G4-3									3	0	2	0	0	0	0																							
<b>Miguel Batista, R</b> OBP: 0.231, SLG: 0.320 <b>Chris Donnels, L</b> OBP: 0.290, SLG: 0.459 <b>Greg Swindell, L</b> (7, PH) <b>Matt Mantei, R</b> (7, 1) <b>Mike Myers, L</b> (8, 1)				G4-6-3		G4-6-3				2	0	1	0	0	0	1																							
<b>Inning Stats</b>	R: 0 E: 0 K: 1 S: 9	H: 1 LOB: 1 BB: 0 P: 16	R: 1 E: 0 K: 0 S: 7	H: 1 LOB: 0 BB: 0 P: 12	R: 0 E: 0 K: 1 S: 6	H: 1 LOB: 0 BB: 0 P: 8	R: 0 E: 0 K: 0 S: 7	H: 2 LOB: 1 BB: 0 P: 9	R: 0 E: 0 K: 0 S: 5	H: 1 LOB: 0 BB: 0 P: 7	R: 0 E: 0 K: 1 S: 10	H: 2 LOB: 2 BB: 0 P: 16	R: 0 E: 0 K: 1 S: 11	H: 1 LOB: 1 BB: 0 P: 15	R: 0 E: 0 K: 0 S: 9	H: 1 LOB: 0 BB: 1 P: 14		R: 0 E: 0 K: 1 S: 10	H: 0 LOB: 1 BB: 1 P: 18	1B: 9 2B: 0 3B: 0 HR: 1	SF: 0 SAC: 0 DP: 4 HBP: 0	WP: 0 PB: 0 SB: 0 CS: 0	PA: 34																
<b>PITCHER</b>	IP	WLS	BF	H	R	ER	SO	BB	IBB	HBP	BLK	WP	HR	S	P	ERA	WHIP	<b>PITCHER</b>				IP	WLS	BF	H	R	ER	SO	BB	IBB	HBP	BLK	WP	HR	S	P	ERA	WHIP	
<b>Bobby Jones, R</b> ERA: 4.73 (1, 1)	7.0	W	27	9	1	1	3	0	0	0	0	0	1	55	83	1.29	1.286					6.0	L	28	8	4	3	1	0	0	0	0	0	0	0	0	0	4.50	1.667
<b>Jeremy Fikac, R</b> ERA: 4.43 (8, 1)	1.2		6	1	0	0	0	1	0	0	0	0	0	16	28	0.00	1.200					0.1		2	1	1	1	0	0	0	0	0	0	0	0	0	27.00	3.000	
<b>Mike Holtz, L</b> ERA: 4.82 (9, 1)	0.1		1	0	0	0	1	0	0	0	0	0	0	3	4	0.00	0.000					0.2		4	1	1	1	1	1	0	0	0	0	0	0	0	13.50	3.000	

Batter	1	2	3	4	5	6	7	8	9	AB	R	H	RBI	BB	SO	LOB	BOTTOM																					
<b>Ramón Vázquez, L</b> OBP: 0.329, SLG: 0.318 (1, 4)	G4-3					G4-3		G6-3		4	0	1	0	1	0	0	<b>Arizona Diamondbacks @ San Diego Padres</b> <b>Qualcomm Stadium, San Diego, CA</b> Fri Jul 19 2002, 10:05 PM EDT Att: 27,803 - Sunny - 71 F																					
<b>Mark Kotsay, L</b> OBP: 0.376, SLG: 0.439 (1, 8)	E4			G4-3						4	1	0	0	0	3																							
<b>Ryan Klesko, L</b> OBP: 0.397, SLG: 0.538 (1, 3)	1B			G4-3		1B		WP	1B	4	3	4	1	0	0	0																						
<b>Phil Nevin, R</b> OBP: 0.340, SLG: 0.443 (1, 5)				G4-3		F9		K		4	0	1	1	0	1	3																						
<b>Ron Gant, R</b> OBP: 0.341, SLG: 0.465 (1, 7)	G4-6-3					F8		WP	1B	2	1	0	0	2	0	2																						
<b>Bubba Trammell, R</b> OBP: 0.321, SLG: 0.352 <b>Jeremy Fikac, R</b> (8, 1) <b>Mike Holtz, L</b> (9, 1)				SF7						3	1	3	3	0	0	0																						
<b>Deivi Cruz, R</b> OBP: 0.289, SLG: 0.344 (1, 6)				G4-3		F8		F8		4	0	0	0	0	0	5																						
<b>Tom Lampkin, L</b> OBP: 0.292, SLG: 0.307 (1, 2)				G3				K		4	0	1	1	0	1	0																						
<b>Bobby Jones, R</b> OBP: 0.125, SLG: 0.125 <b>Gene Kingsale, S</b> OBP: 0.294, SLG: 0.323 (8, 9)				K		G4-3		G2-3		3	0	0	0	0	1	1																						
<b>Inning Stats</b>	R: 2 E: 1 K: 0 S: 10	H: 2 LOB: 0 BB: 0 P: 14	R: 1 E: 0 K: 1 S: 13	H: 3 LOB: 2 BB: 0 P: 20	R: 1 E: 0 K: 0 S: 9	H: 1 LOB: 1 BB: 1 P: 18	R: 0 E: 0 K: 0 S: 7	H: 0 LOB: 1 BB: 1 P: 13	R: 0 E: 0 K: 0 S: 8	H: 0 LOB: 0 BB: 0 P: 10	R: 2 E: 0 K: 1 S: 9	H: 2 LOB: 1 BB: 1 P: 17	R: 0 E: 0 K: 1 S: 6	H: 0 LOB: 0 BB: 0 P: 10	1B: 7 2B: 2 3B: 1 HR: 0	SF: 1 SAC: 0 DP: 1 HBP: 0		WP: 1 PB: 0 SB: 0 CS: 0	PA: 37																			
<b>PITCHER</b>	IP	WLS	BF	H	R	ER	SO	BB	IBB	HBP	BLK	WP	HR	S	P	ERA	WHIP	<b>PITCHER</b>				IP	WLS	BF	H	R	ER	SO	BB	IBB	HBP	BLK	WP	HR	S	P	ERA	WHIP
<b>Miguel Batista, R</b> ERA: 4.67 (7, 1)	0.1		2	1	1	1	0	0	0	0	0	0	0	3	4	27.00	3.000					6.0	L	28	8	4	3	1	0	0	0	0	0	0	0	0	4.50	1.667
<b>Greg Swindell, L</b> ERA: 5.14 (7, 1)	0.2		4	1	1	1	1	1	0	0	0	1	0	6	13	13.50	3.000					0.1		2	1	1	1	0	0	0	0	0	0	0	0	0	27.00	3.000
<b>Mike Myers, L</b> ERA: 3.33 (8, 1)	1.0		3	0	0	0	1	0	0	0	0	0	0	6	10	0.00	0.000					0.2		4	1	1	1	1	0	0	0	0	0	0	0	0	13.50	3.000

**AB** 33  
**R** 1  
**H** 10  
**RBI** 1  
**BB** 1  
**SO** 4  
**LOB** 13



**AB** 33  
**R** 6  
**H** 10  
**RBI** 6  
**BB** 3  
**SO** 3  
**LOB** 14





Batter	1	2	3	4	5	6	7	8	9	AB	R	H	RBI	BB	SO	LOB	TOP																			
Quinton McCracken, S OBP: 0.386, SLG: 0.491	(1,9) C K		(1,0) B G5-3		(2,1) B F8		(4,2) C BB		(0,0) X SH1-4	3	0	0	0	1	1	0	<b>Arizona Diamondbacks @ San Diego Padres</b> Qualcomm Stadium, San Diego, CA Sat Jul 20 2002, 10:05 PM EDT Att: 54,980 - Sunny - 70 F																			
Craig Counsell, L OBP: 0.345, SLG: 0.354	(1,6) C 1B		(0,2) C F9		(1,3) B K		(0,3) C K		(0,1) C 2B	5	0	2	1	0	2	1																				
Junior Spivey, R OBP: 0.403, SLG: 0.528	(1,4) C K		(0,0) X 2B		(2,2) F F5		(4,2) C G1-3		(3,0) B FC6-4-6-5-6	4	2	1	0	1	1	2																				
Luis Gonzalez, L OBP: 0.401, SLG: 0.489	(1,7) B F2		(3,1) B F8		(1,1) F 2B		(1,0) B F5		(4,0) B BB	4	1	1	0	1	0	3																				
Matt Williams, R OBP: 0.172, SLG: 0.250		(2,1) C F3		(0,0) X FC5-4		(0,1) C L4		(1,0) B G1-3	(4,2) B BB	4	1	1	0	1	0	2																				
Steve Finley, L OBP: 0.385, SLG: 0.463		(4,1) B BB		(1,0) B F8		(1,1) C FC5-4		(3,2) B 1B	(0,0) X E4	3	2	2	4	1	0	1																				
Jay Bell, R Mark Grace, L OBP: 0.333, SLG: 0.333 OBP: 0.360, SLG: 0.405	(1,3) B 1B	(4,0) B BB		(3,1) B FC5-4		(1,0) B FC5-4		(1,0) B 1B	(2,1) B 1B	3	0	1	1	1	0	3																				
Chad Moeller, R OBP: 0.385, SLG: 0.364	(1,2) C F8		(1,3) B K		(2,2) C G5-3		(2,1) C F8		(2,1) B G3	5	0	0	0	0	1	5																				
John Patterson, R Damian Miller, R Mike Koptovec, R Mike Myers, L Tony Womack, L Byung-Hyun Kim, R OBP: 0.248, SLG: 0.457 OBP: 0.300, SLG: 0.332 OBP: 1.000, SLG: 1.000	(1,1) C F8		(1,3) F K		(0,3) C K		(2,1) B K		(2,1) B SH1-4	2	0	0	0	0	1	2																				
<b>Inning Stats</b>	R: 0 E: 0 K: 2 S: 11	H: 1 LOB: 1 BB: 0 P: 15	R: 0 E: 0 K: 0 S: 10	H: 0 LOB: 2 BB: 2 P: 23	R: 0 E: 0 K: 0 S: 8	H: 1 LOB: 1 BB: 0 P: 12	R: 0 E: 0 K: 1 S: 9	H: 1 LOB: 1 BB: 0 P: 14	R: 0 E: 0 K: 2 S: 9	H: 0 LOB: 0 BB: 0 P: 13	R: 0 E: 0 K: 0 S: 9	H: 1 LOB: 1 BB: 0 P: 14	R: 0 E: 0 K: 2 S: 12	H: 0 LOB: 1 BB: 1 P: 18	R: 2 E: 0 K: 0 S: 10	H: 2 LOB: 1 BB: 1 P: 22		R: 5 E: 1 K: 0 S: 13	H: 4 LOB: 1 BB: 2 P: 30	1B: 5 2B: 4 3B: 1 HR: 0	SF: 0 SAC: 1 DP: 0 HBP: 1	WP: 0 PA: 44 PB: 0 SB: 0 CS: 0														
<b>PITCHER</b>	IP	WLS	BF	H	R	ER	SO	BB	IBB	HBP	BLK	WP	HR	S	P	ERA	WHIP	<b>PITCHER</b>		IP	WLS	BF	H	R	ER	SO	BB	IBB	HBP	BLK	WP	HR	S	P	ERA	WHIP
Oliver Pérez, L ERA: 2.82	(1,1) 7.0		29	4	0	0	7	3	0	1	0	0	0	68	109	0.00	1.000	Rodney Myers, R ERA: 5.91		(9,1) 0.1		4	2	2	2	0	1	0	0	0	0	7	15	54.00	9.000	
Steve Reed, R ERA: 2.08	(8,1) 0.0	L	1	0	1	1	0	1	0	0	0	0	0	2	6	∞	∞																			
Mike Holtz, L ERA: 5.12	(8,1) 0.2		4	2	1	1	0	0	0	0	0	0	0	6	12	13.50	3.000																			
Tom Davey, R ERA: 7.11	(8,1) 0.1		1	0	0	0	0	0	0	0	0	0	0	2	4	0.00	0.000																			
Kevin Pickford, L ERA: 5.7	(9,1) 0.2		5	2	3	3	0	0	1	0	0	0	0	6	15	40.50	3.000																			

AB 36  
R 7  
H 10  
RBI 6  
BB 6  
SO 7  
LOB 19



Batter	1	2	3	4	5	6	7	8	9	AB	R	H	RBI	BB	SO	LOB	BOTTOM																			
Ramón Vázquez, L OBP: 0.329, SLG: 0.315	(1,4) C F7		(3,2) C F9		(4,1) B L8-4			(2,3) C K		2	0	0	0	1	0	0	<b>Arizona Diamondbacks @ San Diego Padres</b> Qualcomm Stadium, San Diego, CA Sat Jul 20 2002, 10:05 PM EDT Att: 54,980 - Sunny - 70 F																			
Ron Gant, R OBP: 0.339, SLG: 0.462	(8, PH) K		(3,2) C F8		(0,0) X 1B			(4,0) B BB		3	0	1	0	1	1	0																				
Kevin Pickford, L	(9,1) K				(1,0) B F9			(0,1) F F8		4	0	0	0	0	1	3																				
Rodney Myers, R	(9,1) K				(2,0) B G4-3			(0,1) C L8-4		4	0	0	0	0	0	2																				
Mark Kotsay, L OBP: 0.377, SLG: 0.439	(1,8) K				(2,0) B G4-3			(0,1) X F8		4	0	0	0	0	0	2																				
Ryan Klesko, L OBP: 0.393, SLG: 0.532	(1,3) B F8				(1,0) B F9			(0,1) F F8		4	0	0	0	0	1	3																				
Phil Nevin, R OBP: 0.333, SLG: 0.433		(0,2) C F9			(2,0) B G4-3			(0,1) C L8-4		4	0	0	0	0	0	2																				
Bubba Trammell, R OBP: 0.321, SLG: 0.349		(4,2) C BB			(2,3) C K			(1,0) B G5-3		2	0	0	0	1	1	0																				
Tom Davey, R	(8,1) K				(1,0) B G5-3			(0,1) X G3		1	0	1	0	0	0	0																				
Julius Matos, R OBP: 0.280, SLG: 0.344					(1,3) C K			(2,2) B G3		4	0	0	0	0	1	2																				
Deivi Cruz, R OBP: 0.285, SLG: 0.340		(2,2) B F9			(1,3) C K			(1,0) B G5-3		4	0	0	0	0	1	2																				
Gene Kingsale, S OBP: 0.316, SLG: 0.400		(0,1) F F7			(0,0) X B5-3			(1,1) C 3B		4	0	2	0	0	0	1																				
Tom Lampkin, L OBP: 0.296, SLG: 0.335					(2,0) B HR			(1,0) B G4-3		4	1	2	1	0	0	3																				
Oliver Pérez, L OBP: 0.063, SLG: 0.063	(1,1) K				(2,2) B G1-3			(2,2) B G6-3		2	0	0	0	0	1	1																				
Steve Reed, R	(8,1) K				(0,3) C K					0	0	0	0	0	0	0																				
Mike Holtz, L	(8,1) K									0	0	0	0	0	0	0																				
Trenidad Hubbard, R OBP: 0.263, SLG: 0.227	(8,7) K									1	0	0	0	0	0	0																				
<b>Inning Stats</b>	R: 0 E: 0 K: 1 S: 7	H: 0 LOB: 0 BB: 0 P: 12	R: 0 E: 0 K: 0 S: 10	H: 0 LOB: 1 BB: 1 P: 16	R: 1 E: 0 K: 0 S: 16	H: 1 LOB: 0 BB: 0 P: 26	R: 0 E: 0 K: 1 S: 5	H: 0 LOB: 0 BB: 0 P: 10	R: 0 E: 0 K: 2 S: 8	H: 1 LOB: 1 BB: 0 P: 11	R: 0 E: 0 K: 0 S: 6	H: 1 LOB: 1 BB: 1 P: 10	R: 0 E: 0 K: 0 S: 5	H: 1 LOB: 1 BB: 0 P: 9	R: 0 E: 0 K: 2 S: 10	H: 0 LOB: 1 BB: 1 P: 21	R: 0 E: 0 K: 0 S: 11	H: 2 LOB: 2 BB: 0 P: 17	1B: 3 2B: 2 3B: 1 HR: 1	SF: 0 SAC: 0 DP: 1 HBP: 0	WP: 0 PA: 35 PB: 0 SB: 0 CS: 0															
<b>PITCHER</b>	IP	WLS	BF	H	R	ER	SO	BB	IBB	HBP	BLK	WP	HR	S	P	ERA	WHIP	<b>PITCHER</b>		IP	WLS	BF	H	R	ER	SO	BB	IBB	HBP	BLK	WP	HR	S	P	ERA	WHIP
John Patterson, R ERA: 1.5	(1,1) 6.0		22	3	1	1	4	2	0	0	0	0	0	4	7	0.00	1.500	Byung-Hyun Kim, R ERA: 2.14		(9,1) 1.0		5	2	0	0	0	0	0	0	0	11	17	0.00	2.000		
Mike Koptovec, R ERA: 2.08	(7,1) 0.2		3	1	0	0	0	0	0	0	0	0	0	4	7	0.00	1.500																			
Mike Myers, L ERA: 3.16	(7,1) 1.1	W	5	0	0	0	2	1	0	0	0	0	0	11	23	0.00	0.750																			
Byung-Hyun Kim, R ERA: 2.14	(9,1) 1.0		5	2	0	0	0	0	0	0	0	0	0	11	17	0.00	2.000																			

AB 32  
R 1  
H 6  
RBI 1  
BB 3  
SO 6  
LOB 12





Batter	1	2	3	4	5	6	7	8	9	AB	R	H	RBI	BB	SO	LOB	TOP					
Tony Womack, L (1,6) OBP: 0.302, SLG: 0.309	F7		BB 1B			F8		G5-3		4	1	0	0	1	0	2	<b>Arizona Diamondbacks @ San Diego Padres</b> Qualcomm Stadium, San Diego, CA Sun Jul 21 2002, 5:00 PM EDT Att: 36,118 - Sunny - 73 F <a href="http://livebaseballscorecards.com">livebaseballscorecards.com</a>					
Craig Counsell, L (1,5) OBP: 0.352, SLG: 0.356	G4-3		1B 2B			1B		HR 1B	L9	4	2	2	1	1	0	0						
Junior Spivey, R (1,4) OBP: 0.403, SLG: 0.536	G5-3		2B 1B			K		HR	K	5	2	2	4	0	2	1						
Luis Gonzalez, L (1,7) OBP: 0.401, SLG: 0.499		P5	2B			F9		HR	K	5	1	2	3	0	1	1						
Mark Grace, L (1,3) OBP: 0.359, SLG: 0.406		P6	L3			2B		G4-3		4	1	1	0	0	0	1						
Steve Finley, L (1,8) OBP: 0.384, SLG: 0.464		K	F5			2B		K		4	0	1	1	0	2	1						
Chad Moeller, R (1,2) OBP: 0.353, SLG: 0.333			WP BB 1B		G6-3	E6		F8		4	1	1	0	0	0	1						
David Dellucci, L (1,9) OBP: 0.347, SLG: 0.452			K		K			F8		3	0	0	0	0	3	3						
Quinton McCracken, S (8,PH) OBP: 0.384, SLG: 0.488			K		K					1	0	0	0	0	0	0						
Randy Johnson, R (1,1) OBP: 0.309, SLG: 0.113			E4 BB WP 1B		G1-3	P4		K		2	1	0	0	0	0	0						
Jay Bell, R (8,PH) OBP: 0.299, SLG: 0.250										0	0	0	0	0	0	0						
Matt Mantel, L (8,1) OBP: 0.299, SLG: 0.250										0	0	0	0	0	0	0						
Greg Swindell, L (8,1) OBP: 0.299, SLG: 0.250										0	0	0	0	0	0	0						
Mike Fetters, R (7,1) OBP: 0.299, SLG: 0.250										0	0	0	0	0	0	0						
Matt Williams, R (8,PH) OBP: 0.107, SLG: 0.241										1	0	0	0	0	1	0						
Mike Koplove, R (8,1) OBP: 0.107, SLG: 0.241										0	0	0	0	0	0	0						
<b>Inning Stats</b>	R: 0 E: 0 K: 0 S: 11	H: 0 LOB: 0 BB: 0 P: 15	R: 0 E: 0 K: 1 S: 8	H: 0 LOB: 0 BB: 0 P: 11	R: 5 E: 1 K: 1 S: 21	H: 3 LOB: 1 BB: 2 P: 36	R: 0 E: 0 K: 1 S: 7	H: 0 LOB: 0 BB: 0 P: 9	R: 0 E: 0 K: 1 S: 10	H: 1 LOB: 1 BB: 0 P: 16	R: 1 E: 1 K: 1 S: 10	H: 2 LOB: 2 BB: 0 P: 20	R: 3 E: 0 K: 1 S: 13	H: 3 LOB: 0 BB: 0 P: 22	R: 0 E: 0 K: 1 S: 9	H: 0 LOB: 0 BB: 0 P: 15	R: 0 E: 0 K: 2 S: 9	H: 0 LOB: 0 BB: 0 P: 17	1B: 4 2B: 3 3B: 0 HR: 2	SF: 0 SAC: 0 DP: 0 HBP: 0	WP: 1 PB: 0 SB: 0 CS: 0	PA: 40
<b>PITCHER</b>	IP WLS BF H R ER SO BB IBB HBP BLK WP HR S P ERA WHIP																					
44 Jake Peavy, R (1,1) ERA: 3.67	5.0 W 22 4 5 4 4 2 0 0 0 0 1 0 57 87 7.20 1.200																					
Kevin Pickford, L (6,1) ERA: 6.0	0.0 2 2 1 1 0 0 0 0 0 0 0 0 3 6 ∞ ∞																					
Jeremy Fikac, R (6,1) ERA: 4.74	1.0 H 6 2 2 2 1 0 0 0 0 0 0 1 11 20 18.00 2.000																					
Mike Holtz, L (7,1) ERA: 5.06	2.0 H 7 1 1 1 2 0 0 0 0 0 0 1 18 31 4.50 0.500																					
Trevor Hoffman, R (9,1) ERA: 2.17	1.0 S 3 0 0 0 2 0 0 0 0 0 0 0 9 17 0.00 0.000																					

Batter	1	2	3	4	5	6	7	8	9	AB	R	H	RBI	BB	SO	LOB	BOTTOM					
Gene Kingsale, S (1,8) OBP: 0.326, SLG: 0.385	G5-4-3 1B	BB 2B			K		K		K	4	1	1	0	1	3	2	<b>Arizona Diamondbacks @ San Diego Padres</b> Qualcomm Stadium, San Diego, CA Sun Jul 21 2002, 5:00 PM EDT Att: 36,118 - Sunny - 73 F <a href="http://livebaseballscorecards.com">livebaseballscorecards.com</a>					
Julius Matos, R (1,4) OBP: 0.276, SLG: 0.330	G5-4-3 1-2 2-3	2B BB			G5-3		K		F3	4	1	0	0	1	1	1						
Phil Nevin, R (1,5) OBP: 0.345, SLG: 0.443	BB	2B			BB		BB 2B 1B		G3-1	3	2	2	3	2	0	0						
Ron Gant, R (1,7) OBP: 0.340, SLG: 0.466	K	2B			K		BB 2B 1B		F8	5	1	2	1	0	2	2						
Bubba Trammell, R (1,9) OBP: 0.326, SLG: 0.353		BB					1B SF9 2B		2B SF9 BB	3	3	1	0	2	0	1						
Trevor Hoffman, R (9,1) ERA: 2.17		G5-3					2B SF9 BB		G6-3	0	0	0	0	0	0	0						
Brian Buchanan, R (1,3) OBP: 0.288, SLG: 0.386		K			K		SF9 1B BB		2B	2	0	0	0	1	2	1						
Ryan Klesko, L (6,3) OBP: 0.393, SLG: 0.535		K			K		SF9 1B BB		2B	2	0	1	2	0	0	0						
Deivi Cruz, R (1,6) OBP: 0.288, SLG: 0.352		44 2B 1B			K		K		SF9	3	2	2	2	0	1	2						
Wil Nieves, R (1,2) OBP: 0.500, SLG: 0.333		K			F8		1-2 2-3 1B		IBB	3	0	1	0	1	1	2						
44 Jake Peavy, R (1,1) OBP: 0.276, SLG: 0.385		BB 2B					SF9		K	2	1	1	2	0	1	0						
Trenidad Hudson, R (8,PH) OBP: 0.299, SLG: 0.250										0	0	0	1	0	0	0						
Kevin Pickford, L (8,1) OBP: 0.299, SLG: 0.250										0	0	0	0	0	0	0						
Jeremy Fikac, R (8,1) OBP: 0.299, SLG: 0.250										0	0	0	0	0	0	0						
Mike Fetters, R (7,1) OBP: 0.299, SLG: 0.250										0	0	0	0	0	0	0						
Mark Kotsay, L (8,8) OBP: 0.377, SLG: 0.439		1-1 2-1 2B					2-3 3-H			0	0	0	0	0	0	0						
<b>Inning Stats</b>	R: 0 E: 0 K: 1 S: 7	H: 1 LOB: 1 BB: 1 P: 12	R: 6 E: 0 K: 2 S: 17	H: 4 LOB: 1 BB: 3 P: 32	R: 1 E: 0 K: 2 S: 8	H: 1 LOB: 0 BB: 0 P: 15	R: 0 E: 0 K: 2 S: 12	H: 0 LOB: 1 BB: 1 P: 21	R: 0 E: 0 K: 2 S: 18	H: 2 LOB: 2 BB: 1 P: 28	R: 3 E: 0 K: 2 S: 13	H: 3 LOB: 2 BB: 2 P: 29	R: 0 E: 0 K: 1 S: 5	H: 0 LOB: 0 BB: 0 P: 8	R: 0 E: 0 K: 0 S: 5	H: 0 LOB: 0 BB: 0 P: 8	R: 0 E: 0 K: 0 S: 5	H: 0 LOB: 0 BB: 0 P: 8	1B: 5 2B: 5 3B: 0 HR: 1	SF: 2 SAC: 0 DP: 1 HBP: 0	WP: 0 PB: 0 SB: 0 CS: 0	PA: 42
<b>PITCHER</b>	IP WLS BF H R ER SO BB IBB HBP BLK WP HR S P ERA WHIP																					
Randy Johnson, L (1,1) ERA: 2.99	5.0 L 28 8 8 8 9 6 0 0 0 0 0 0 8 108 14.40 2.800																					
Matt Mantel, R (6,1) ERA: 5.63	0.1 4 2 3 3 1 1 0 0 0 0 0 0 8 18 81.00 9.000																					
Greg Swindell, L (6,1) ERA: 5.96	0.2 4 1 0 0 1 0 1 0 0 0 0 0 5 11 0.00 1.500																					
Mike Fetters, R (7,1) ERA: 2.88	1.0 3 0 0 0 1 0 0 0 0 0 0 0 5 8 0.00 0.000																					
Mike Koplove, R (8,1) ERA: 1.99	1.0 3 0 0 0 0 0 0 0 0 0 0 0 5 8 0.00 0.000																					



Batter	1	2	3	4	5	6	7	8	9	AB	R	H	RBI	BB	SO	LOB	TOP			
Dave Roberts, L (1.8) OBP: 0.366, SLG: 0.372		L3				FC4-6		L7		4	0	1	0	1	0	6				
Mark Grudzielanek, R (1.4) OBP: 0.299, SLG: 0.350	K				FC4-6				K	5	0	2	0	0	2	2				
Shawn Green, L (1.9) OBP: 0.372, SLG: 0.559	F9				FC6-4			F7		5	0	1	0	0	0	3				
Paul Lo Duca, R (1.2) OBP: 0.354, SLG: 0.415	P4				FC6-4			G6-4-3		5	0	0	0	0	0	5				
Brian Jordan, R (1.7) OBP: 0.327, SLG: 0.467					G4-3			G5-3		4	1	2	0	0	0	1				
Dave Hansen, L (1.5) OBP: 0.333, SLG: 0.386								FC6-4		4	1	3	0	0	0	1				
Mike Kinkade, R (1.3) OBP: 0.750, SLG: 0.667										3	0	2	1	0	1	1				
Cesar Izturis, S (1.6) OBP: 0.253, SLG: 0.300										4	0	1	0	0	0	5				
Odalis Perez, L (1.1) OBP: 0.128, SLG: 0.205										1	0	0	0	0	0	1				
Alex Cora, L (6. PH) OBP: 0.344, SLG: 0.483										1	0	0	0	0	0	2				
Guillermo Mota, R (6. 1)										0	0	0	0	0	0	0				
Marquis Grissom, R (8. PH) OBP: 0.322, SLG: 0.503										1	0	1	1	0	0	0				
Terry Mulholland, R (8. 1)										0	0	0	0	0	0	0				
<b>Inning Stats</b>	R: 0 E: 0 K: 1 S: 7	H: 1 LOB: 1 BB: 0 P: 9	R: 1 E: 0 K: 0 S: 11	H: 3 LOB: 2 BB: 0 P: 14	R: 0 E: 0 K: 0 S: 10	H: 1 LOB: 1 BB: 0 P: 14	R: 0 E: 0 K: 1 S: 13	H: 1 LOB: 1 BB: 0 P: 18	R: 0 E: 0 K: 0 S: 12	H: 2 LOB: 2 BB: 1 P: 12	R: 0 E: 0 K: 0 S: 4	H: 1 LOB: 0 BB: 0 P: 7	R: 1 E: 0 K: 0 S: 10	H: 2 LOB: 2 BB: 0 P: 19	R: 0 E: 0 K: 1 S: 6	H: 0 LOB: 0 BB: 0 P: 8	1B: 13 2B: 0 3B: 0 HR: 0	SF: 0 SAC: 1 DP: 1 HBP: 1	WP: 1 PB: 0 SB: 2 CS: 0	PA: 40
<b>PITCHER</b>	IP WLS BF H R ER SO BB IBB HBP BLK WP HR S P ERA WHIP																			
Brian Lawrence, R (1.1) ERA: 3.3	7.1 W 33 12 2 2 2 1 0 0 0 0 1 0 67 98 2.46 1.773																			
Steve Reed, R (8. 1) ERA: 2.04	0.2 4 1 0 0 0 0 0 0 1 0 0 0 6 12 0.00 1.500																			
Trevor Hoffman, R (9. 1) ERA: 2.11	1.0 S 3 0 0 0 1 0 0 0 0 0 0 0 6 8 0.00 0.000																			

Los Angeles Dodgers @ San Diego Padres  
Qualcomm Stadium, San Diego, CA  
Mon Jul 22 2002, 10:05 PM EDT  
Att: 20,085 - Sunny - 74 F

AB 37  
R 2  
H 13  
RBI 2  
BB 1  
SO 3  
LOB 27

Batter	1	2	3	4	5	6	7	8	9	AB	R	H	RBI	BB	SO	LOB	BOTTOM			
Mark Kotsay, L (1.8) OBP: 0.375, SLG: 0.441	G3							L5		5	0	1	0	0	1	2				
Julius Matos, R (1.4) OBP: 0.275, SLG: 0.337	G5-3									4	0	1	0	0	0	1				
Phil Nevin, R (1.5) OBP: 0.343, SLG: 0.444	G6-3									4	1	1	0	0	0	2				
Ryan Klesko, L (1.3) OBP: 0.389, SLG: 0.528										4	0	0	0	0	0	2				
Ron Gant, R (1.7) OBP: 0.344, SLG: 0.473										4	3	2	1	0	0	0				
Bubba Trammell, R (1.9) OBP: 0.331, SLG: 0.375										4	1	3	2	0	1	1				
Steve Reed, R (8. 1)										0	0	0	0	0	0	0				
Trevor Hoffman, R (9. 1)										0	0	0	0	0	0	0				
Deivi Cruz, R (1.6) OBP: 0.287, SLG: 0.351										4	0	1	1	0	0	2				
Wil Nieves, R (1.2) OBP: 0.500, SLG: 0.500										3	0	1	1	1	1	2				
Brian Lawrence, R (1.1) OBP: 0.204, SLG: 0.159										3	0	0	0	0	0	4				
Gene Kingsale, S (8. 9) OBP: 0.318, SLG: 0.375										1	0	0	0	0	1	0				
<b>Inning Stats</b>	R: 0 E: 0 K: 0 S: 8	H: 0 LOB: 0 BB: 0 P: 13	R: 1 E: 0 K: 0 S: 11	H: 2 LOB: 1 BB: 1 P: 20	R: 0 E: 0 K: 0 S: 8	H: 1 LOB: 1 BB: 0 P: 14	R: 1 E: 2 K: 1 S: 16	H: 1 LOB: 2 BB: 0 P: 20	R: 2 E: 0 K: 1 S: 18	H: 4 LOB: 2 BB: 0 P: 24	R: 0 E: 0 K: 1 S: 11	H: 1 LOB: 1 BB: 0 P: 16	R: 1 E: 0 K: 0 S: 8	H: 1 LOB: 0 BB: 0 P: 15	R: 0 E: 0 K: 1 S: 9	H: 0 LOB: 0 BB: 0 P: 11	1B: 3 2B: 5 3B: 1 HR: 1	SF: 0 SAC: 0 DP: 0 HBP: 0	WP: 1 PB: 0 SB: 0 CS: 0	PA: 37
<b>PITCHER</b>	IP WLS BF H R ER SO BB IBB HBP BLK WP HR S P ERA WHIP																			
Odalis Perez, L (1.1) ERA: 3.3	5.0 L 26 8 4 3 2 0 0 0 0 0 1 1 19 31 4.50 1.600																			
Guillermo Mota, R (6. 1) ERA: 3.52	2.0 8 2 1 1 1 0 0 0 0 0 1 1 19 31 4.50 1.600																			
Terry Mulholland, L (8. 1) ERA: 7.42	1.0 3 0 0 0 0 1 0 0 0 0 0 0 9 11 0.00 0.000																			

Los Angeles Dodgers @ San Diego Padres  
Qualcomm Stadium, San Diego, CA  
Mon Jul 22 2002, 10:05 PM EDT  
Att: 20,085 - Sunny - 74 F

AB 36  
R 5  
H 10  
RBI 5  
BB 1  
SO 4  
LOB 16







Batter	1	2	3	4	5	6	7	8	9	AB	R	H	RBI	BB	SO	LOB	TOP		
Dave Roberts, L OBP: 0.368, SLG: 0.372	1-1 1B		0-2 F7			2-3 K		1-1 FC3-6		4	0	1	0	0	1	1	<b>Los Angeles Dodgers @ San Diego Padres</b> Qualcomm Stadium, San Diego, CA Wed Jul 24 2002, 5:05 PM EDT Att: 26,779 - Cloudy - 82 F		
Alex Cora, L OBP: 0.346, SLG: 0.476	0-2 L5		1-1 F7			0-0 1B		2-2 G6-3		4	0	1	0	0	0	2			
Shawn Green, L OBP: 0.369, SLG: 0.549	1-2 F9			1-1 F8		0-1 F8		0-0 L5		4	0	0	0	0	0	2			
Eric Karros, R OBP: 0.338, SLG: 0.419	3-3 K			1-1 F8		0-2 G1-3		0-1 G6-3		4	0	0	0	0	1	2			
Brian Jordan, R OBP: 0.328, SLG: 0.463		1-2 F8		1-2 1B			1-1 G6-4-3 1B		4-1 BB	3	0	2	0	1	0	0			
Mark Czudzielanek, R OBP: 0.292, SLG: 0.346		0-0 F8		1-0 F7			1-2 G6-4-3 1-2 1B		3-1 P3	4	0	0	0	0	0	3			
Adrián Beltré, R OBP: 0.285, SLG: 0.376		0-2 E5			0-2 G5-3		1-2 F9			3	0	0	0	0	0	0			
Chad Kreuter, S OBP: 0.342, SLG: 0.348		0-3 K			0-1 L4			0-0 FC3-6 1B		3	0	1	0	0	1	1			
Kaz Ishii, L OBP: 0.171, SLG: 0.128			1-2 G5-3			2-3 K		0-0 F7		2	0	0	0	0	1	0			
Guillermo Mota, R ERA: 4.29										0	0	0	0	0	0	0			
Dave Hansen, L OBP: 0.330, SLG: 0.381										1	0	0	0	0	0	1			
Terry Mulholland, R ERA: 7.31										0	0	0	0	0	0	0			
<b>Inning Stats</b>	R: 0 H: 1 E: 0 K: 1 S: 13	H: 1 LOB: 1 BB: 0 P: 17	R: 0 H: 0 E: 1 K: 1 S: 10	LOB: 1 BB: 0 P: 11	R: 0 H: 0 E: 0 K: 0 S: 9	LOB: 0 BB: 0 P: 11	R: 0 H: 1 E: 0 K: 0 S: 10	LOB: 1 BB: 0 P: 14	R: 0 H: 0 E: 0 K: 1 S: 9	LOB: 0 BB: 0 P: 11	R: 0 H: 1 E: 0 K: 0 S: 8	LOB: 1 BB: 0 P: 11	R: 0 H: 1 E: 0 K: 0 S: 12	LOB: 1 BB: 0 P: 15	R: 0 H: 0 E: 0 K: 0 S: 6	LOB: 1 BB: 1 P: 13	1B: 5 2B: 0 3B: 0 HR: 0	SF: 0 SAC: 0 DP: 1 HBP: 0	WP: 0 PA: 33 PB: 0 SB: 0 CS: 0
<b>PITCHER</b>	IP WLS BF H R ER SO BB IBB HBP BLK WP HR S P ERA WHIP																		
Bobby Jones, R ERA: 4.29	(1, 1) 8.0 W 29 5 0 0 4 0 0 0 0 0 0 0 81 102 0.00 0.625																		
Brandon Villafuerte, R ERA: 4.29	(9, 1) 1.0 4 0 0 0 0 0 1 0 0 0 0 0 0 6 13 0.00 1.000																		

Batter	1	2	3	4	5	6	7	8	9	AB	R	H	RBI	BB	SO	LOB	BOTTOM
Mark Kotsay, L OBP: 0.376, SLG: 0.449	1-1 2B		1-3 K	1-0 HR			2-0 P6	1-2 1B		5	2	3	1	0	1	1	<b>Los Angeles Dodgers @ San Diego Padres</b> Qualcomm Stadium, San Diego, CA Wed Jul 24 2002, 5:05 PM EDT Att: 26,779 - Cloudy - 82 F
Gene Kingsale, S OBP: 0.319, SLG: 0.419								1B		0	0	0	0	0	0	0	
Julius Matos, R OBP: 0.290, SLG: 0.337	0-2 G5-3		4-0 1B	0-1 F7			4-2 HR	1-2 1B		3	2	1	0	2	0	1	
Phil Nevin, R OBP: 0.347, SLG: 0.454			0-1 BB			3-2 G6-3	0-2 BB	3-2 1B		3	1	2	3	1	0	0	
Ramón Vázquez, L OBP: 0.333, SLG: 0.317			1-3 1B				1-H 2-H HR	1-3 2-H 1B		1	0	1	1	0	0	0	
Ryan Klesko, L OBP: 0.392, SLG: 0.524	0-3 K		0-1 P6			1-3 K	4-0 HR	0-2 FC6		4	1	0	0	1	2	6	
Brandon Villafuerte, R ERA: 4.29								1-2 1B		0	0	0	0	0	0	0	
Ron Gant, R OBP: 0.353, SLG: 0.511	0-0 G6-3		0-0 E			3-2 P4	3-1 HR			4	1	2	3	0	0	2	
Trenidad Hubbard, R OBP: 0.297, SLG: 0.225			1-2 3-H 1B				1-H HR			0	0	0	0	0	0	0	
Bubba Trammell, R OBP: 0.329, SLG: 0.368		3-2 F8	4-0 1B	1-2 2-3 BB		2-0 F5	4-0 F8			3	0	0	0	1	0	0	
Deivi Cruz, R OBP: 0.291, SLG: 0.356		1-0 2B	1-2 P4			1-0 G5-3	1-1 L9			4	0	1	0	0	0	3	
Wil Nieves, R OBP: 0.333, SLG: 0.300		1-0 F7		2-3 K		1-1 F8		1-0 G6-3		4	0	0	0	0	1	1	
Bobby Jones, R ERA: 4.29			3-3 K							3	1	1	0	0	1	1	
Brian Buchanan, R OBP: 0.287, SLG: 0.384				1-1 G1-3						1	0	0	0	0	0	0	
<b>Inning Stats</b>	R: 0 H: 1 E: 0 K: 1 S: 9	H: 1 LOB: 2 BB: 1 P: 14	R: 0 H: 1 E: 0 K: 1 S: 13	H: 1 LOB: 0 BB: 0 P: 21	R: 1 H: 2 E: 1 K: 1 S: 12	LOB: 3 BB: 2 P: 22	R: 1 H: 1 E: 0 K: 1 S: 8	LOB: 0 BB: 0 P: 12	R: 0 H: 0 E: 0 K: 0 S: 4	LOB: 0 BB: 0 P: 8	R: 5 H: 3 E: 0 K: 0 S: 15	LOB: 0 BB: 2 P: 32	R: 1 H: 3 E: 0 K: 0 S: 17	LOB: 2 BB: 0 P: 23	1B: 6 2B: 2 3B: 0 HR: 3	SF: 0 SAC: 0 DP: 0 HBP: 0	WP: 0 PA: 40 PB: 0 SB: 0 CS: 0
<b>PITCHER</b>	IP WLS BF H R ER SO BB IBB HBP BLK WP HR S P ERA WHIP																
Kaz Ishii, L ERA: 3.36	(1, 1) 6.1 L 28 6 3 3 5 3 0 0 0 0 0 0 2 7 18 4.26 1.421																
Guillermo Mota, R ERA: 4.38	(7, 1) 0.0 4 2 4 4 0 2 0 0 0 0 0 2 7 18 = =																
Terry Mulholland, L ERA: 7.31	(7, 1) 1.2 8 3 1 1 0 0 0 0 0 0 0 0 20 27 5.40 1.800																





Batter	1	2	3	4	5	6	7	8	9	AB	R	H	RBI	BB	SO	LOB	TOP					
Ramón Vázquez, L OBP: 0.328, SLG: 0.311	F7		K			L9		FC6-4		4	0	0	0	0	1	2						
Mark Kotsay, L OBP: 0.374, SLG: 0.447	K			F7			WP 1B	G4-3		4	0	1	0	0	1	2						
Ryan Klesko, L OBP: 0.396, SLG: 0.529	P6			L4-6 2B			1-2 BB		G6-4-3 1B	3	0	2	0	1	0	0						
Phil Nevin, R OBP: 0.342, SLG: 0.447		K		L4-6			K	G6-4-3 1B		3	0	0	0	0	2	3						
Julius Matos, R OBP: 0.297, SLG: 0.333										1	0	0	0	0	0	1						
Bubba Trammell, R OBP: 0.326, SLG: 0.364		L7			F8		K			3	0	0	0	0	1	2						
Steve Reed, R OBP: 0.308, SLG: 0.273										0	0	0	0	0	0	0						
Wil Nieves, R OBP: 0.308, SLG: 0.273										1	0	0	0	0	1	0						
Deivi Cruz, R OBP: 0.292, SLG: 0.356		1B			G1-3		L6			3	0	1	0	0	0	2						
Gene Kingsale, S OBP: 0.320, SLG: 0.413					L7			FC6-4 1B		3	0	1	0	0	0	1						
Tom Lampkin, L OBP: 0.294, SLG: 0.328			F7			L9			K	3	0	0	0	0	1	1						
Oliver Pérez, L OBP: 0.059, SLG: 0.059										1	0	0	0	0	0	0						
Trenidad Hubbard, R OBP: 0.255, SLG: 0.222			G6-3			L4				1	0	0	0	0	0	0						
Tom Davey, R										0	0	0	0	0	0	0						
Brian Buchanan, R OBP: 0.291, SLG: 0.388								FC6-4 1B		1	0	1	0	0	0	0						
Jason Kershner, L										0	0	0	0	0	0	0						
<b>Inning Stats</b>	R: 0 E: 0 K: 1 S: 8	H: 0 LOB: 0 BB: 0 P: 12	R: 0 E: 0 K: 1 S: 9	H: 1 LOB: 1 BB: 0 P: 15	R: 0 E: 0 K: 1 S: 9	H: 0 LOB: 0 BB: 0 P: 13	R: 0 E: 0 K: 0 S: 11	H: 1 LOB: 0 BB: 0 P: 17	R: 0 E: 0 K: 0 S: 8	H: 0 LOB: 0 BB: 0 P: 15	R: 0 E: 0 K: 0 S: 5	H: 0 LOB: 0 BB: 0 P: 7	R: 0 E: 0 K: 2 S: 13	H: 1 LOB: 2 BB: 1 P: 21	R: 0 E: 0 K: 1 S: 13	H: 2 LOB: 2 BB: 0 P: 19	R: 0 E: 0 K: 1 S: 8	H: 1 LOB: 0 BB: 0 P: 11	1B: 5 2B: 2 3B: 0 HR: 0	SF: 0 SAC: 0 DP: 2 HBP: 0	WP: 1 PB: 0 SB: 0 CS: 0	PA: 32
<b>PITCHER</b>	IP	WLS	BF	H	R	ER	SO	BB	IBB	HBP	BLK	WP	HR	S	P	ERA	WHIP					
John Patterson, R ERA: 0.68	7.1	W	27	5	0	0	6	1	0	0	0	1	0	72	113	0.00	0.818					
Mike Myers, L ERA: 3.79	0.2		2	0	0	0	0	0	0	0	0	0	0	4	6	0.00	0.000					
Matt Mantei, R ERA: 5.0	1.0		3	1	0	0	1	0	0	0	0	0	0	8	11	0.00	1.000					

San Diego Padres @ Arizona Diamondbacks  
Bank One Ballpark, Phoenix, AZ  
Thu Jul 25 2002, 6:05 PM EDT  
Att: 35,200 - Dome - 72 F

livebaseballscorecards.com

AB 31  
R 0  
H 6  
RBI 0  
BB 1  
SO 7  
LOB 14




Batter	1	2	3	4	5	6	7	8	9	AB	R	H	RBI	BB	SO	LOB	BOTTOM				
Quinton McCracken, S OBP: 0.405, SLG: 0.506			HBP FC3-6 1B		G4-3	FC3-6				4	2	2	3	1	0	1					
Craig Counsell, L OBP: 0.357, SLG: 0.352	F8		FC3-6 HBP 1B			G3				3	1	1	0	2	0	2					
Junior Spivey, R OBP: 0.408, SLG: 0.537	P6		FC3-6 HBP		L5					4	0	2	1	0	0	2					
Luis Gonzalez, L OBP: 0.403, SLG: 0.500	K		FC3-6							5	2	2	1	0	2	5					
Matt Williams, R OBP: 0.220, SLG: 0.436		L8								3	2	1	3	1	0	2					
Chris Donnels, L OBP: 0.286, SLG: 0.452			F8							1	0	0	0	0	0	0					
Jay Bell, R OBP: 0.250, SLG: 0.100		L7								2	0	0	0	1	0	0					
Mark Grace, L OBP: 0.347, SLG: 0.403					F7					2	1	0	0	0	0	3					
Steve Finley, L OBP: 0.366, SLG: 0.459										3	1	2	2	2	0	1					
Chad Moeller, R OBP: 0.318, SLG: 0.300		F7								5	0	1	0	0	3	4					
John Patterson, R OBP: 0.333, SLG: 0.200										3	1	1	0	1	1	1					
Mike Myers, L										0	0	0	0	0	0	0					
David DeLucci, L OBP: 0.364, SLG: 0.543										1	0	0	0	0	0	2					
Matt Mantei, R										0	0	0	0	0	0	0					
<b>Inning Stats</b>	R: 0 E: 0 K: 1 S: 12	H: 0 LOB: 1 BB: 1 P: 21	R: 0 E: 0 K: 0 S: 8	H: 1 LOB: 0 BB: 0 P: 13	R: 1 E: 0 K: 1 S: 13	H: 2 LOB: 2 BB: 0 P: 24	R: 0 E: 0 K: 1 S: 10	H: 0 LOB: 1 BB: 1 P: 19	R: 3 E: 0 K: 0 S: 12	H: 2 LOB: 1 BB: 2 P: 21	R: 0 E: 0 K: 1 S: 10	H: 1 LOB: 0 BB: 0 P: 14	R: 6 E: 0 K: 2 S: 29	H: 5 LOB: 2 BB: 3 P: 49	R: 0 E: 0 K: 0 S: 11	H: 1 LOB: 2 BB: 1 P: 23	1B: 10 2B: 1 3B: 0 HR: 1	SF: 0 SAC: 0 DP: 0 HBP: 1	WP: 0 PB: 0 SB: 0 CS: 0	PA: 45	
<b>PITCHER</b>	IP	WLS	BF	H	R	ER	SO	BB	IBB	HBP	BLK	WP	HR	S	P	ERA	WHIP				
Oliver Pérez, L ERA: 3.26	5.0	L	25	4	4	4	3	4	0	1	0	0	0	18	28	27.00	4.000				
Tom Davey, R ERA: 8.0	1.0		7	3	3	3	1	1	0	0	0	0	0	17	28	27.00	6.000				
Jason Kershner, L ERA: 40.5	0.2		6	2	2	2	1	2	0	0	0	0	0	15	30	6.75	2.250				
Steve Reed, R ERA: 1.98	1.1		7	2	1	1	1	1	0	0	0	0	0	15	30	6.75	2.250				

San Diego Padres @ Arizona Diamondbacks  
Bank One Ballpark, Phoenix, AZ  
Thu Jul 25 2002, 6:05 PM EDT  
Att: 35,200 - Dome - 72 F

livebaseballscorecards.com

AB 36  
R 10  
H 12  
RBI 10  
BB 8  
SO 6  
LOB 23





Batter	1	2	3	4	5	6	7	8	9	AB	R	H	RBI	BB	SO	LOB	TOP				
<b>Gene Kingsale, S</b> OBP: 0.315, SLG: 0.420 (1, 8)	F8		K		K			E6		4	0	1	0	0	1	0	<b>San Diego Padres @ Arizona Diamondbacks</b> Bank One Ballpark, Phoenix, AZ Fri Jul 26 2002, 10:05 PM EDT Att: 41,569 - Dome - 72 F <a href="http://livebaseballscorecards.com">livebaseballscorecards.com</a>				
<b>Julius Matos, R</b> OBP: 0.296, SLG: 0.330 (1, 4) (7, 5)	1B		K		K			L8		4	0	1	0	0	2	2					
<b>Phil Nevin, R</b> OBP: 0.342, SLG: 0.445 <b>Ramón Vázquez, L</b> OBP: 0.326, SLG: 0.310 (1, 5) (7, 4)	1B		K					L7		3	0	1	0	0	1	1					
<b>Ron Gant, R</b> OBP: 0.348, SLG: 0.503 (1, 7)	G5-4-3							K		1	0	0	0	0	1	1					
<b>Bubba Trammell, R</b> OBP: 0.325, SLG: 0.360 (1, 9)		L7								3	0	0	0	1	0	0					
<b>Brian Buchanan, R</b> OBP: 0.290, SLG: 0.380 (1, 3)		G5-3								3	0	0	0	0	1	1					
<b>Deivi Cruz, R</b> OBP: 0.292, SLG: 0.359 (1, 6)										3	0	1	0	0	0	2					
<b>Wil Nieves, R</b> OBP: 0.250, SLG: 0.214 (1, 2)										3	0	0	0	0	1	2					
<b>44 Jake Peavy, R</b> OBP: 0.300, SLG: 0.500 <b>Jason Kershner, L</b> (5, 1) <b>Trenidad Hubbard, R</b> OBP: 0.252, SLG: 0.220 <b>Brandon Villafuerte, R</b> (7, 1) <b>Tom Lampkin, L</b> OBP: 0.233, SLG: 0.326 (9, PH)										2	0	0	0	0	2	0					
<b>Inning Stats</b>	R: 0 E: 0 K: 0 S: 13	H: 2 LOB: 1 BB: 0 P: 17	R: 0 E: 0 K: 1 S: 13	H: 1 LOB: 1 BB: 0 P: 19	R: 0 E: 0 K: 3 S: 12	H: 1 LOB: 1 BB: 0 P: 17	R: 0 E: 0 K: 0 S: 7	H: 0 LOB: 0 BB: 0 P: 12	R: 0 E: 0 K: 2 S: 10	H: 0 LOB: 0 BB: 0 P: 14	R: 0 E: 0 K: 1 S: 7	H: 0 LOB: 1 BB: 1 P: 13	R: 0 E: 1 K: 2 S: 8	H: 0 LOB: 1 BB: 0 P: 11	R: 0 E: 0 K: 1 S: 8	H: 0 LOB: 0 BB: 0 P: 12		1B: 2 2B: 2 3B: 0 HR: 0	SF: 0 SAC: 0 DP: 1 HBP: 1	WP: 0 PB: 0 SB: 0 CS: 0	PA: 33
<b>PITCHER</b>	IP	WLS	BF	H	R	ER	SO	BB	IBB	HBP	BLK	WP	HR	S	P	ERA	WHIP				
<b>Randy Johnson, L</b> ERA: 2.86 (1, 1)	7.0	W	26	4	0	0	8	1	0	1	0	0	0	69	101	0.00	0.714				
<b>Greg Swindell, L</b> ERA: 5.7 (8, 1)	1.0		4	0	0	0	2	0	0	0	0	0	0	8	11	0.00	0.000				
<b>Mike Fetters, R</b> ERA: 2.75 (9, 1)	1.0		3	0	0	0	1	0	0	0	0	0	0	8	12	0.00	0.000				

Batter	1	2	3	4	5	6	7	8	9	AB	R	H	RBI	BB	SO	LOB	BOTTOM				
<b>Tony Womack, L</b> OBP: 0.309, SLG: 0.337 (1, 6) (8, 9)										4	1	2	1	0	0	2	<b>San Diego Padres @ Arizona Diamondbacks</b> Bank One Ballpark, Phoenix, AZ Fri Jul 26 2002, 10:05 PM EDT Att: 41,569 - Dome - 72 F <a href="http://livebaseballscorecards.com">livebaseballscorecards.com</a>				
<b>Craig Counsell, L</b> OBP: 0.355, SLG: 0.349 (1, 4) (8, 6)										4	1	0	0	1	1	3					
<b>David Dellucci, L</b> OBP: 0.366, SLG: 0.541 (1, 9) (8, 8)										4	2	1	2	1	0	1					
<b>Luis Gonzalez, L</b> OBP: 0.405, SLG: 0.509 <b>Quinton McCracken, S</b> OBP: 0.406, SLG: 0.505 (1, 7) (7, 7)										3	2	2	2	0	0	1					
<b>Matt Williams, R</b> OBP: 0.222, SLG: 0.419 <b>Junior Spivey, R</b> OBP: 0.407, SLG: 0.536 (1, 5) (8, 4)										4	2	1	0	0	1	2					
<b>Steve Finley, L</b> OBP: 0.370, SLG: 0.473 <b>Brian Anderson, R</b> OBP: 0.172, SLG: 0.250 <b>Greg Swindell, L</b> (8, 1) <b>Mike Fetters, R</b> (9, 1)										3	2	2	3	0	0	0					
<b>Mark Grace, L</b> OBP: 0.347, SLG: 0.399 <b>Jay Bell, R</b> OBP: 0.231, SLG: 0.091 (1, 3) (7, PH) (8, 3)										2	0	0	0	1	0	0					
<b>Chad Moeller, R</b> OBP: 0.385, SLG: 0.318 (1, 2)										2	0	1	2	2	0	0					
<b>Randy Johnson, R</b> OBP: 0.105, SLG: 0.109 <b>Chris Donnels, L</b> OBP: 0.296, SLG: 0.452 (1, 1) (7, PH) (8, 5)										2	0	0	0	0	1	2					
<b>Inning Stats</b>	R: 5 E: 0 K: 1 S: 24	H: 5 LOB: 2 BB: 2 P: 40	R: 1 E: 0 K: 0 S: 9	H: 1 LOB: 0 BB: 0 P: 14	R: 0 E: 0 K: 0 S: 4	H: 0 LOB: 0 BB: 0 P: 6	R: 0 E: 0 K: 1 S: 8	H: 0 LOB: 0 BB: 0 P: 14	R: 3 E: 2 K: 0 S: 13	H: 1 LOB: 1 BB: 2 P: 27	R: 0 E: 0 K: 0 S: 6	H: 1 LOB: 0 BB: 0 P: 11	R: 3 E: 0 K: 1 S: 15	H: 2 LOB: 2 BB: 2 P: 33	R: 0 E: 0 K: 1 S: 7	H: 0 LOB: 0 BB: 0 P: 9		1B: 6 2B: 2 3B: 0 HR: 2	SF: 1 SAC: 1 DP: 2 HBP: 1	WP: 0 PB: 0 SB: 1 CS: 0	PA: 41
<b>PITCHER</b>	IP	WLS	BF	H	R	ER	SO	BB	IBB	HBP	BLK	WP	HR	S	P	ERA	WHIP				
<b>44 Jake Peavy, R</b> ERA: 5.48 <b>Jason Kershner, L</b> ERA: 23.14 <b>Brandon Villafuerte, R</b> ERA: (1, 1) (5, 1) (7, 1)	4.1	L	24	7	9	8	2	2	1	0	0	0	0	16	33	16.20	2.400				
	1.2		9	3	3	3	0	1	0	1	0	0	0	19	35	0.00	1.000				
	2.0		8	0	0	0	2	2	0	0	0	0	0	19	35	0.00	1.000				



Batter	1	2	3	4	5	6	7	8	9	AB	R	H	RBI	BB	SO	LOB	TOP								
Ramón Vázquez, L OBP: 0.329, SLG: 0.323	G3		K			1B 2B		1-2 2B		4	1	2	0	0	1	0	<b>San Diego Padres @ Arizona Diamondbacks</b> Bank One Ballpark, Phoenix, AZ Sat Jul 27 2002, 4:05 PM EDT Att: 45,407 - Dome - 72 F <a href="http://livebaseballscorecards.com">livebaseballscorecards.com</a>								
Mark Kotsay, L OBP: 0.376, SLG: 0.447	G4-3			L9-3 1B		2-2 1B		1-3 K		4	0	2	1	0	1	2									
Ryan Klesko, L OBP: 0.392, SLG: 0.522	G3			L9-3 1-2		K			G6-3	4	0	0	0	0	1	2									
Phil Nevin, R OBP: 0.341, SLG: 0.441		F9		G6-3			G4-3 1B		K	4	0	1	0	0	1	0									
Bubba Trammell, R OBP: 0.324, SLG: 0.359		F7			G6-3		K		BB 2B 1B	4	1	1	0	0	1	1									
Gene Kingsale, S OBP: 0.328, SLG: 0.415		1-1 1B			P5		G4-3 1-2f		2B BB	3	1	1	0	1	0	1									
Tom Lampkin, L OBP: 0.292, SLG: 0.330					G5-3			L7	2-2 1B	4	0	1	2	0	1	1									
Julius Matos, R OBP: 0.293, SLG: 0.330			F7			0-2 1B		K	2-1 HBP	3	0	1	0	0	1	0									
Brian Lawrence, R OBP: 0.196, SLG: 0.152						0-2 1B				2	0	0	0	0	1	1									
Trenidad Hubbard, R OBP: 0.260, SLG: 0.228								2B	P3	1	0	1	0	0	0	0									
Jeremy Fikac, R OBP: 0.291, SLG: 0.358								1B		1	0	0	0	0	0	2									
<b>Inning Stats</b>	R: 0 E: 0 K: 0 S: 6	H: 0 LOB: 0 BB: 0 P: 8	R: 0 E: 0 K: 1 S: 8	H: 1 LOB: 1 BB: 0 P: 11	R: 0 E: 0 K: 2 S: 8	H: 0 LOB: 0 BB: 0 P: 10	R: 0 E: 0 K: 0 S: 10	H: 1 LOB: 0 BB: 0 P: 13	R: 0 E: 0 K: 0 S: 8	H: 0 LOB: 0 BB: 0 P: 13	R: 1 E: 0 K: 1 S: 16	H: 3 LOB: 1 BB: 0 P: 18	R: 0 E: 0 K: 1 S: 8	H: 1 LOB: 0 BB: 0 P: 10	R: 0 E: 0 K: 2 S: 21	H: 2 LOB: 2 BB: 0 P: 31	R: 2 E: 0 K: 1 S: 17	H: 2 LOB: 2 BB: 1 P: 31	1B: 7 2B: 4 3B: 0 HR: 0	SF: 0 SAC: 0 DP: 3 HBP: 1	WP: 0 PB: 0 SB: 0 CS: 0	PA: 36			
<b>PITCHER</b>	IP	WLS	BF	H	R	ER	SO	BB	IBB	HBP	BLK	WP	HR	S	P	ERA	WHIP								
Curt Schilling, R ERA: 2.86	8.0	W	29	8	1	1	7	0	0	0	0	0	0	85	114	1.12	1.000								
Mike Myers, L ERA: 3.71	0.1	H	1	0	0	0	0	0	0	0	0	0	0	3	6	0.00	0.000								
Byung-Hyun Kim, R ERA: 2.34	0.2		6	2	2	2	1	1	0	1	0	0	0	14	25	27.00	4.500								

Batter	1	2	3	4	5	6	7	8	9	AB	R	H	RBI	BB	SO	LOB	BOTTOM								
Tony Womack, L OBP: 0.314, SLG: 0.341	G3		E S 1B		BB 1B G3	1B				4	1	3	0	0	0	0	<b>San Diego Padres @ Arizona Diamondbacks</b> Bank One Ballpark, Phoenix, AZ Sat Jul 27 2002, 4:05 PM EDT Att: 45,407 - Dome - 72 F <a href="http://livebaseballscorecards.com">livebaseballscorecards.com</a>								
Craig Counsell, L OBP: 0.356, SLG: 0.350	1B		K		G3 BB HR 1B	P5				4	1	2	0	0	1	2									
Junior Spivey, R OBP: 0.406, SLG: 0.531	P4		L9		4-2 G3 HR BB		G5-3			3	1	0	0	1	0	2									
Luis Gonzalez, L OBP: 0.401, SLG: 0.504	L7			F8	G3		K			4	0	0	1	0	1	3									
Erubiel Durazo, L OBP: 0.377, SLG: 0.568		G4-6-3 1B		1B BB	2-0 G3 HR		K			3	1	2	3	1	1	0									
David Dellucci, L OBP: 0.371, SLG: 0.539	G4-6-3 1-2f		G4-6-3	1-2 1B	1-2 1B		G3			4	0	2	0	0	0	1									
Quinton McCracken, S OBP: 0.409, SLG: 0.500		BB		K	L8		BB			2	0	0	0	2	1	3									
Chad Moeller, R OBP: 0.333, SLG: 0.269		G6-3		L7		G6-3		L7		4	0	0	0	0	0	4									
Curt Schilling, R OBP: 0.241, SLG: 0.228			G3-1			K		G4-3		3	0	0	0	0	2	0									
Chris Donnels, L OBP: 0.292, SLG: 0.444						K				1	0	0	0	0	0	1									
Mike Myers, L OBP: 1.000, SLG: 1.000										0	0	0	0	0	0	0									
<b>Inning Stats</b>	R: 0 E: 0 K: 0 S: 7	H: 1 LOB: 1 BB: 0 P: 9	R: 0 E: 0 K: 0 S: 7	H: 1 LOB: 1 BB: 1 P: 14	R: 0 E: 1 K: 1 S: 14	H: 1 LOB: 1 BB: 0 P: 18	R: 0 E: 0 K: 1 S: 11	H: 1 LOB: 2 BB: 1 P: 16	R: 4 E: 0 K: 1 S: 14	H: 4 LOB: 1 BB: 1 P: 22	R: 0 E: 0 K: 1 S: 12	H: 1 LOB: 1 BB: 0 P: 18	R: 0 E: 0 K: 2 S: 10	H: 0 LOB: 0 BB: 0 P: 14	R: 0 E: 0 K: 0 S: 8	H: 0 LOB: 1 BB: 1 P: 16	1B: 8 2B: 0 3B: 0 HR: 1	SF: 0 SAC: 0 DP: 1 HBP: 0	WP: 0 PB: 0 SB: 1 CS: 0	PA: 36					
<b>PITCHER</b>	IP	WLS	BF	H	R	ER	SO	BB	IBB	HBP	BLK	WP	HR	S	P	ERA	WHIP								
Brian Lawrence, R ERA: 3.39	7.0	L	32	9	4	4	6	3	0	0	0	0	0	75	111	5.14	1.714								
Jeremy Fikac, R ERA: 4.6	1.0		4	0	0	0	0	1	0	0	0	0	0	8	16	0.00	1.000								











Batter	1	2	3	4	5	6	7	8	9	10	11	AB	R	H	RBI	BB	SO	LOB	TOP							
Ramón Vázquez, L OBP: 0.324, SLG: 0.315	G5-3		HR	BB	1B	K		K			K	5	1	1	1	1	3	0								
Mark Kotsay, L OBP: 0.367, SLG: 0.442	K		L7	2-H	1B	G4-3		G3			HR	6	1	1	1	0	2	2								
Ryan Klesko, L OBP: 0.386, SLG: 0.516	1B		HR	1-H	K	F7		1B	BB		K	5	1	2	2	1	2	1								
Phil Nevin, R OBP: 0.340, SLG: 0.461	K		HR			L9		K			HR	6	2	3	2	0	2	1								
Trevor Hoffman, R OBP: 0.257, SLG: 0.228			HR					1B			HR	0	0	0	0	0	0	0								
Ron Gant, R OBP: 0.340, SLG: 0.516		HR	K			1B		1B			P3	5	2	3	1	0	1	2								
Trenidad Hubbard, R OBP: 0.257, SLG: 0.228			K			1B		1B			P2	1	0	0	0	0	0	0								
Bubba Trammell, R OBP: 0.302, SLG: 0.398		K	K			K		L8			F8	4	0	1	0	0	2	2								
Jason Kershner, L OBP: 0.245, SLG: 0.295			1B									0	0	0	0	0	0	0								
Jeremy Fikac, R OBP: 0.245, SLG: 0.295			1B									0	0	0	0	0	0	0								
Tom Lampkin, L OBP: 0.245, SLG: 0.295			1B									0	0	0	0	0	0	0								
Brandon Villalverde, R OBP: 0.245, SLG: 0.295			1B									0	0	0	0	0	0	0								
Julius Matos, R OBP: 0.245, SLG: 0.295			1B									0	0	0	0	0	0	0								
Deivi Cruz, R OBP: 0.300, SLG: 0.379	P4		F7			E7		G1-3			G5-3	5	0	1	0	0	0	2								
Wil Nieves, R OBP: 0.333, SLG: 0.278	FC6-4		1B			SH1-4		F7			G3	4	1	2	0	1	0	0								
Oliver Pérez, L OBP: 0.353, SLG: 0.053	FC6-4		1B			1B		F7			F9	2	0	0	0	0	0	3								
Tom Davey, R OBP: 0.309, SLG: 0.400	FC6-4		1B			G4-3		F7				2	0	0	0	0	0	0								
Gene Kingsale, S OBP: 0.309, SLG: 0.400	FC6-4		1B			G4-3		F7				2	0	0	0	0	0	0								
<b>Inning Stats</b>	R: 0 E: 0 K: 2 S: 15	H: 1 LOB: 1 BB: 0 P: 20	R: 1 E: 0 K: 1 S: 14	H: 2 LOB: 1 BB: 0 P: 20	R: 3 E: 0 K: 1 S: 15	H: 3 LOB: 1 BB: 1 P: 27	R: 1 E: 0 K: 2 S: 13	H: 2 LOB: 1 BB: 0 P: 20	R: 1 E: 0 K: 1 S: 10	H: 2 LOB: 2 BB: 1 P: 16	R: 0 E: 0 K: 1 S: 6	H: 0 LOB: 0 BB: 0 P: 9	R: 0 E: 0 K: 1 S: 9	H: 1 LOB: 1 BB: 0 P: 12	R: 0 E: 0 K: 1 S: 8	H: 0 LOB: 0 BB: 0 P: 12	R: 0 E: 0 K: 0 S: 5	H: 1 LOB: 2 BB: 1 P: 10	R: 0 E: 0 K: 0 S: 11	H: 0 LOB: 0 BB: 0 P: 12	R: 2 E: 0 K: 2 S: 13	H: 2 LOB: 0 BB: 0 P: 13	1B: 9 2B: 0 3B: 0 HR: 5	SF: 0 SAC: 1 DP: 0 HBP: 0	WP: 0 PB: 0 SB: 0 CS: 0	PA: 50
<b>PITCHER</b>	IP WLS BF H R ER SO BB IBB HBP BLK WP HR S P ERA WHIP	3B Carlos Zambrano, R ERA: 3.56	Joe Borowski, R ERA: 2.76	Juan Cruz, R ERA: 4.28	Antonio Alfonseca, R ERA: 3.35	Kyle Farnsworth, R ERA: 4.67	<b>PITCHER</b>	IP WLS BF H R ER SO BB IBB HBP BLK WP HR S P ERA WHIP	Trevor Hoffman, R ERA: 2.18																	

San Diego Padres @ Chicago Cubs  
Wrigley Field, Chicago, IL  
Wed Jul 31 2002, 1:20 PM CDT  
Att: 34,483 - Sunny - 93 F

AB 46  
R 8  
H 14  
RBI 7  
BB 3  
SO 12  
LOB 15



Batter	1	2	3	4	5	6	7	8	9	10	11	AB	R	H	RBI	BB	SO	LOB	BOTTOM							
Mark Bellhorn, S OBP: 0.387, SLG: 0.563	L7			BB				HBP			G5-3	4	0	0	0	2	2	3								
Kyle Farnsworth, R OBP: 0.387, SLG: 0.563				BB				BB				0	0	0	0	0	0	0								
Bill Mueller, S OBP: 0.337, SLG: 0.369	1B			BB							F9	3	1	0	0	3	2	1								
Sammy Sosa, R OBP: 0.410, SLG: 0.599	1B			HR				1B			G5-3	6	1	2	0	0	1	4								
Fred McGriff, L OBP: 0.354, SLG: 0.499	HR			G3				K			K	5	1	1	1	0	3	1								
Angel Echevarria, R OBP: 0.314, SLG: 0.424	HR			G4-3				F3			FC5-4	5	1	2	3	0	0	2								
Corey Patterson, L OBP: 0.300, SLG: 0.397	BB			HR				FC5-4			HBP	5	1	2	0	0	3	0								
Alex Gonzalez, R OBP: 0.293, SLG: 0.408	1B			K				K			E3	5	1	2	0	0	3	0								
Mike Mahoney, R OBP: 0.293, SLG: 0.315	BB			K				2B			1B	4	1	1	1	1	3	2								
Delino DeShields, L OBP: 0.293, SLG: 0.315	F9			BB				WP			K	4	0	0	0	0	2	3								
3B Carlos Zambrano, S ERA: 3.56	K			1B				B2			IBB	0	0	0	0	1	0	0								
Joe Borowski, R ERA: 2.76	K			1B				IBB				4	0	0	0	0	2	3								
Juan Cruz, R ERA: 4.28	K			1B				2B				0	0	0	0	1	0	0								
Antonio Alfonseca, R ERA: 3.35	K			1B				IBB				0	0	0	0	1	0	0								
Kyle Farnsworth, R ERA: 4.67	K			1B				IBB				0	0	0	0	0	0	0								
Tom Davey, R ERA: 7.20	K			1B				IBB				1	0	0	0	0	1	0								
Jason Kershner, L ERA: 5.05	K			1B				IBB				1	0	0	0	0	0	0								
Brandon Villalverde, R ERA: 5.05	K			1B				IBB				1	0	0	0	0	0	0								
<b>Inning Stats</b>	R: 4 E: 0 K: 1 S: 24	H: 4 LOB: 2 BB: 2 P: 41	R: 0 E: 0 K: 2 S: 8	H: 1 LOB: 1 BB: 0 P: 14	R: 0 E: 0 K: 2 S: 10	H: 0 LOB: 0 BB: 0 P: 14	R: 0 E: 0 K: 3 S: 13	H: 0 LOB: 2 BB: 2 P: 22	R: 0 E: 0 K: 2 S: 9	H: 0 LOB: 0 BB: 0 P: 14	R: 0 E: 0 K: 3 S: 9	H: 0 LOB: 0 BB: 0 P: 11	R: 0 E: 0 K: 1 S: 10	H: 0 LOB: 0 BB: 1 P: 20	R: 2 E: 0 K: 2 S: 12	H: 1 LOB: 1 BB: 0 P: 18	R: 0 E: 0 K: 1 S: 6	H: 0 LOB: 0 BB: 1 P: 13	R: 0 E: 1 K: 2 S: 13	H: 2 LOB: 3 BB: 1 P: 23	R: 0 E: 0 K: 1 S: 10	H: 0 LOB: 0 BB: 0 P: 11	1B: 6 2B: 1 3B: 0 HR: 1	SF: 1 SAC: 0 DP: 1 HBP: 1	WP: 2 PB: 0 SB: 0 CS: 0	PA: 49
<b>PITCHER</b>	IP WLS BF H R ER SO BB IBB HBP BLK WP HR S P ERA WHIP	Oliver Pérez, L ERA: 3.62	Tom Davey, R ERA: 7.20	Jason Kershner, L ERA: 5.05	Jeremy Fikac, R ERA: 13.5	Brandon Villalverde, R ERA: 5.05	<b>PITCHER</b>	IP WLS BF H R ER SO BB IBB HBP BLK WP HR S P ERA WHIP	Trevor Hoffman, R ERA: 2.18																	

San Diego Padres @ Chicago Cubs  
Wrigley Field, Chicago, IL  
Wed Jul 31 2002, 1:20 PM CDT  
Att: 34,483 - Sunny - 93 F

AB 40  
R 6  
H 8  
RBI 6  
BB 7  
SO 20  
LOB 21





Batter	1	2	3	4	5	6	7	8	9	AB	R	H	RBI	BB	SO	LOB	TOP				
Ramón Vázquez, L OBP: 0.326, SLG: 0.325 (1, 6)	1-1 SF8 1B		0-1 L6			0-1 G4-3		1-1 1B 3B	0-1 G3	5	2	2	0	0	0	1					
Mark Kotsay, L OBP: 0.365, SLG: 0.444 (1, 8)	1-0 1B		1-0 F8			1-2 1B		0-0 1B 2B 1B	1-1 G4-3	5	1	3	1	0	0	1					
Ryan Klesko, L OBP: 0.384, SLG: 0.511 (1, 3)	0-0 SF8			1-3 K		2-3 K		1-2 F7	4-0 IBB	3	0	0	1	1	2	2					
Phil Nevin, R OBP: 0.341, SLG: 0.460 (1, 5)	1-3 K			0-3 K				2-1 1B 2B 1B	3-3 K	5	2	2	0	0	3	3					
Ron Gant, R OBP: 0.355, SLG: 0.516 (1, 7)	1-0 F2			3-2 F8				1-1 F8	0-1 HR 2B	4	1	1	2	0	0	2					
Gene Kingsale, S OBP: 0.319, SLG: 0.453 (1, 9)		0-0 B2-3				0-1 G4-3		0-2 FC4-6 1B	3-1 HR	4	1	2	2	0	0	0					
Tom Lampkin, L OBP: 0.285, SLG: 0.335 (1, 2)		2-2 G6-3				1-0 F7		1-0 FC4-6 1B	1-3 K	4	0	0	1	0	1	1					
Julius Matos, R OBP: 0.285, SLG: 0.319 Bobby Jones, R Tom Davey, R Mike Holtz, L Jeremy Fikac, R Trevor Hoffman, R (1, 4)		1-2 P4				1-0 L6		2-1 E3	1-2 G6-3	3	0	0	0	0	0	0	1				
44 Jake Peavy, R OBP: 0.250, SLG: 0.417 Deivi Cruz, R OBP: 0.301, SLG: 0.382 (7, PH)				1-3 K				1-3 K	0-0 G3 2B	2	0	0	0	0	0	2	0				
										2	0	1	0	0	0	2					
<b>Inning Stats</b>	R: 1 E: 0 K: 1 S: 8	H: 2 LOB: 1 BB: 0 P: 12	R: 0 E: 0 K: 0 S: 8	H: 0 LOB: 0 BB: 0 P: 11	R: 0 E: 0 K: 1 S: 6	H: 0 LOB: 0 BB: 0 P: 8	R: 0 E: 0 K: 2 S: 10	H: 0 LOB: 0 BB: 0 P: 14	R: 0 E: 0 K: 0 S: 4	H: 1 LOB: 1 BB: 0 P: 18	R: 1 E: 0 K: 0 S: 14	H: 2 LOB: 2 BB: 0 P: 19	R: 5 E: 0 K: 1 S: 18	H: 5 LOB: 0 BB: 1 P: 27	R: 0 E: 0 K: 1 S: 8	H: 1 LOB: 2 BB: 1 P: 16	1B: 7 2B: 2 3B: 1 HR: 1	SF: 1 SAC: 0 DP: 0 HBP: 0	WP: 0 PB: 0 SB: 2 CS: 0	PA: 40	
<b>PITCHER</b>	IP WLS BF H R ER SO BB IBB HBP BLK WP HR S P ERA WHIP	7.0 B 5 4 4 2 6 0 0 0 0 0 0 10 14 2.57 0.714	0.1 B 5 4 4 0 0 0 0 0 0 0 0 10 14 108.00 12.000	1.2 W 8 2 1 1 2 0 1 0 0 0 1 16 29 5.40 1.200																	

San Diego Padres @ Chicago Cubs  
Wrigley Field, Chicago, IL  
Thu Aug 01 2002, 1:20 PM CDT  
Att: 33,751 - Sunny - 91 F

AB	38
R	7
H	11
RBI	7
BB	1
SO	8
LOB	13



Batter	1	2	3	4	5	6	7	8	9	AB	R	H	RBI	BB	SO	LOB	BOTTOM					
Mark Bellhorn, S OBP: 0.388, SLG: 0.570 (1, 4)	1-3 K		2-1 G4-3	3-3 K			4-0 1B SF9	3-1 HR		4	2	1	3	1	2	2						
Bill Mueller, S OBP: 0.338, SLG: 0.377 (1, 5)	2-2 L5		0-0 SF8		1-1 G6-4-3 1B		2-1 F8	1-3 K		5	1	2	1	0	1	1						
Sammy Sosa, R OBP: 0.412, SLG: 0.600 (1, 9)	4-2 2B BB		1-1 SF8		1-2 G6-4-3		1-0 1B		2-0 FC4-6 1B	3	0	2	1	1	0	1						
Roosevelt Brown, L OBP: 0.274, SLG: 0.323 (1, 7)	2-2 2B		0-0 BB		0-0 2B		0-0 SF9		1-2 FC4-6 1B 2B	4	1	3	1	0	0	1						
Angel Echevarria, R OBP: 0.308, SLG: 0.389 Tom Gordon, R Fred McGriff, L OBP: 0.350, SLG: 0.500 Delino DeShields, L OBP: 0.293, SLG: 0.315 (1, 3)	0-3 K		4-1 BB		3-1 G6-3		0-0 G2-3		1-2 2B 1B	3	0	0	0	1	1	4						
Corey Patterson, L OBP: 0.299, SLG: 0.394 (1, 8)		0-0 B5-3	1-0 F5			0-0 1B		3-3 K	1-2 L5	5	0	1	0	0	1	4						
Alex Gonzalez, R OBP: 0.294, SLG: 0.409 (1, 6)		0-0 G5-3		0-0 P4		1-3 K		4-0 BB HR BB	0-2 2B	4	1	1	2	1	1	1						
Todd Hundley, S OBP: 0.278, SLG: 0.385 (1, 2)		0-2 F8		3-2 SH1-4 1B		4-0 BB		4-2 HR BB		2	1	1	0	2	0	0						
Jon Lieber, L OBP: 0.182, SLG: 0.186 Kyle Farnsworth, R Chris Stynes, R OBP: 0.322, SLG: 0.391 (1, 1)			0-0 G4-3	1-2 SH1-4 1B		1-3 K		3-3 K		2	1	1	0	0	1	1						
										0	0	0	0	0	0	0						
										1	0	0	0	0	1	2						
<b>Inning Stats</b>	R: 0 E: 0 K: 2 S: 21	H: 1 LOB: 2 BB: 1 P: 30	R: 0 E: 0 K: 0 S: 5	H: 0 LOB: 0 BB: 0 P: 5	R: 2 E: 0 K: 0 S: 9	H: 3 LOB: 2 BB: 1 P: 17	R: 0 E: 0 K: 1 S: 11	H: 1 LOB: 1 BB: 0 P: 18	R: 0 E: 0 K: 0 S: 8	H: 2 LOB: 1 BB: 0 P: 13	R: 0 E: 0 K: 2 S: 7	H: 1 LOB: 1 BB: 1 P: 13	R: 1 E: 0 K: 0 S: 5	H: 1 LOB: 1 BB: 1 P: 12	R: 3 E: 0 K: 3 S: 13	H: 1 LOB: 0 BB: 2 P: 31	R: 2 E: 0 K: 0 S: 14	H: 3 LOB: 2 BB: 0 P: 19	1B: 7 2B: 4 3B: 1 HR: 1	SF: 2 SAC: 1 DP: 1 HBP: 0	WP: 0 PB: 0 SB: 0 CS: 0	PA: 43
<b>PITCHER</b>	IP WLS BF H R ER SO BB IBB HBP BLK WP HR S P ERA WHIP	6.0 L 2 0 1 1 0 1 0 0 0 0 0 2 8 27.00 3.000	0.1 L 2 0 1 1 0 1 0 0 0 0 0 2 8 27.00 3.000	0.0 L 1 0 0 0 0 0 0 0 0 0 0 1 2 ∞ ∞	1.0 L 5 0 2 2 1 2 0 0 0 0 0 7 18 18.00 2.000	4.78 H 3 1 1 1 2 0 0 0 0 0 1 8 15 13.50 1.500																

San Diego Padres @ Chicago Cubs  
Wrigley Field, Chicago, IL  
Thu Aug 01 2002, 1:20 PM CDT  
Att: 33,751 - Sunny - 91 F

AB	34
R	8
H	13
RBI	8
BB	6
SO	8
LOB	17





















Batter	1	2	3	4	5	6	7	8	9	AB	R	H	RBI	BB	SO	LOB	TOP					
Ricky Ledee, L (1, 8) OBP: 0.331, SLG: 0.420	F7		1B	K			F9			4	1	1	0	0	1	2	<b>Philadelphia Phillies @ San Diego Padres</b> Qualcomm Stadium, San Diego, CA Wed Aug 07 2002, 10:05 PM EDT Att: 18,583 - Sunny - 73 F					
Placido Polanco, R (1, 5) OBP: 0.322, SLG: 0.385	1B		1B		G5-3		G3-1			4	1	2	0	0	0	2						
Bobby Abreu, L (1, 9) OBP: 0.411, SLG: 0.492	1B		1B		G3		G3-1			4	0	2	1	0	0	2						
Pat Burrell, R (1, 7) OBP: 0.375, SLG: 0.545	K		1B		F3			F3		4	0	1	1	0	1	2						
Mike Lieberthal, R (1, 2) OBP: 0.339, SLG: 0.430	F8		1B		K			K		4	0	0	0	0	2	4						
Travis Lee, L (1, 3) OBP: 0.324, SLG: 0.364		F8	FC1-2		G3			G6-3		4	0	0	0	0	0	3						
Tomas Perez, S (1, 6) OBP: 0.293, SLG: 0.373		K	G3		G3				G1-3	4	0	0	0	0	1	3						
Marlon Anderson, L (1, 4) OBP: 0.327, SLG: 0.403		F9		P4			F9 BB		K2-3	4	0	1	0	0	1	0						
Vicente Padilla, R (1, 1) OBP: 0.070, SLG: 0.049			G6-3	K						2	0	0	0	0	1	0						
Dan Plesac, L (6, 1)							G3-1			0	0	0	0	0	0	0						
Jeremy Giambi, L (7, PH) OBP: 0.422, SLG: 0.517										0	0	0	0	1	0	0						
48 David Coggin, R (7, 1)										0	0	0	0	0	0	0						
Jason Michaels, R (9, PH) OBP: 0.370, SLG: 0.535										1	0	0	0	0	1	0						
<b>Inning Stats</b>	R: 0 E: 0 K: 1 S: 11	H: 2 LOB: 2 BB: 0 P: 21	R: 0 E: 0 K: 1 S: 8	H: 0 LOB: 0 BB: 0 P: 9	R: 2 E: 1 K: 0 S: 15	H: 4 LOB: 3 BB: 0 P: 23	R: 0 E: 0 K: 2 S: 8	H: 0 LOB: 0 BB: 0 P: 10	R: 0 E: 0 K: 0 S: 8	H: 0 LOB: 0 BB: 0 P: 11	R: 0 E: 0 K: 1 S: 10	H: 0 LOB: 0 BB: 0 P: 15	R: 0 E: 0 K: 0 S: 9	H: 1 LOB: 2 BB: 1 P: 21	R: 0 E: 0 K: 1 S: 7	H: 0 LOB: 0 BB: 0 P: 9	R: 0 E: 0 K: 2 S: 9	H: 0 LOB: 0 BB: 0 P: 13	1B: 7 2B: 0 3B: 0 HR: 0	SF: 0 SAC: 0 DP: 0 HBP: 0	WP: 0 PB: 0 SB: 0 CS: 0	PA: 36
<b>PITCHER</b>	IP WLS BF H R ER SO BB IBB HBP BLK WP HR S P ERA WHIP																					
44 Jake Peavy, R (1, 1) ERA: 4.7	6.2 W 29 7 2 2 5 1 0 0 0 0 0 66 104 2.70 1.200																					
Mike Holtz, L (7, 1) ERA: 5.14	0.1 H 1 0 0 0 0 0 0 0 0 0 0 3 6 0.00 0.000																					
Brandon Villafuerte, R (8, 1) ERA:	1.0 H 3 0 0 0 1 0 0 0 0 0 0 7 9 0.00 0.000																					
Trevor Hoffman, R (9, 1) ERA: 3.02	1.0 S 3 0 0 0 2 0 0 0 0 0 0 9 13 0.00 0.000																					

Batter	1	2	3	4	5	6	7	8	9	AB	R	H	RBI	BB	SO	LOB	BOTTOM			
Ramón Vázquez, L (1, 4) OBP: 0.335, SLG: 0.341	K		G3-1 G4-3 2B		G4-3 HR	P3				4	2	2	0	0	1	1	<b>Philadelphia Phillies @ San Diego Padres</b> Qualcomm Stadium, San Diego, CA Wed Aug 07 2002, 10:05 PM EDT Att: 18,583 - Sunny - 73 F			
Mark Kotsay, L (1, 8) OBP: 0.365, SLG: 0.452	F8 1B 2B		G3-1		G4-3	L4				4	1	1	0	0	0	3				
Ryan Klesko, L (1, 3) OBP: 0.382, SLG: 0.508	1B BB		G4-3		HR	G3-1				3	1	1	3	1	0	0				
Bubba Trammell, R (1, 9) OBP: 0.322, SLG: 0.357	F8		F9		L9					3	0	0	0	1	0	2				
Trenidad Hubbard, R (7, PH) OBP: 0.285, SLG: 0.238	2-3						CS BB			0	0	0	0	0	0	0				
Gene Kingsale, S (1, 7) OBP: 0.356, SLG: 0.488	1-2 3-H			K		L5				4	1	2	1	0	1	1				
Deivi Cruz, R (1, 6) OBP: 0.500, SLG: 0.382	F9			G4-3		E9 G3				4	0	1	1	0	0	2				
Tom Lampkin, L (1, 2) OBP: 0.288, SLG: 0.332		G5-3		1B		F9				4	0	1	0	0	0	2				
Julius Matos, R (1, 5) OBP: 0.299, SLG: 0.326		F8		1B		44 SH1-3 1B				4	0	2	0	0	1	1				
44 Jake Peavy, R (1, 1) OBP: 0.214, SLG: 0.357		G1-3		G1-3						2	0	0	0	0	0	2				
Mike Holtz, L (7, 1)										0	0	0	0	0	0	0				
Brandon Villafuerte, R (8, 1)										0	0	0	0	0	0	0				
Ron Gant, R (8, PH) OBP: 0.348, SLG: 0.503										1	0	0	0	0	0	1				
Trevor Hoffman, R (9, 1) ERA: 4.57										0	0	0	0	0	0	0				
<b>Inning Stats</b>	R: 1 E: 0 K: 1 S: 15	H: 2 LOB: 1 BB: 1 P: 23	R: 0 E: 0 K: 0 S: 10	H: 0 LOB: 0 BB: 0 P: 18	R: 1 E: 0 K: 0 S: 5	H: 1 LOB: 0 BB: 0 P: 6	R: 0 E: 0 K: 1 S: 18	H: 2 LOB: 2 BB: 0 P: 21	R: 3 E: 0 K: 0 S: 11	H: 4 LOB: 1 BB: 0 P: 20	R: 0 E: 0 K: 0 S: 12	H: 1 LOB: 1 BB: 0 P: 14	R: 0 E: 0 K: 0 S: 5	H: 0 LOB: 1 BB: 1 P: 12	R: 0 E: 1 K: 1 S: 9	H: 0 LOB: 1 BB: 0 P: 10	1B: 6 2B: 2 3B: 1 HR: 1	SF: 0 SAC: 1 DP: 0 HBP: 0	WP: 0 PB: 0 SB: 0 CS: 1	PA: 36
<b>PITCHER</b>	IP WLS BF H R ER SO BB IBB HBP BLK WP HR S P ERA WHIP																			
Vicente Padilla, R (1, 1) ERA: 3.37	5.1 L 27 10 5 5 2 1 0 0 0 0 0 1 63 92 8.44 2.062																			
Dan Plesac, L (6, 1) ERA: 4.08	0.2 2 0 0 0 0 0 0 0 0 0 0 8 10 0.00 0.000																			
48 David Coggin, R (7, 1) ERA: 4.57	2.0 7 0 0 0 1 1 0 0 0 0 0 0 14 22 0.00 0.500																			





Batter	1	2	3	4	5	6	7	8	9	AB	R	H	RBI	BB	SO	LOB	TOP				
<b>Ricky Ledee, L</b> OBP: 0.333, SLG: 0.439 (1, 8)										5	2	2	0	0	1	2					
<b>Placido Polanco, R</b> OBP: 0.318, SLG: 0.380 (1, 5)										5	0	0	1	0	2	3					
<b>Bobby Abreu, L</b> OBP: 0.413, SLG: 0.494 (1, 9)										5	1	3	1	0	0	0					
<b>Pat Burrell, R</b> OBP: 0.373, SLG: 0.541 (1, 7)										5	1	1	0	0	2	2					
<b>Travis Lee, L</b> OBP: 0.323, SLG: 0.363 (1, 3)										4	0	1	1	0	0	1					
<b>Marlon Anderson, L</b> OBP: 0.326, SLG: 0.401 (1, 4)										4	0	1	0	0	0	0					
<b>Todd Pratt, R</b> OBP: 0.443, SLG: 0.519 (1, 2)										2	0	0	0	2	0	2					
<b>11 Jimmy Rollins, S</b> OBP: 0.299, SLG: 0.380 (1, 6)										3	0	2	0	1	0	1					
<b>Joe Roa, R</b> OBP: 0.250, SLG: 0.375 (7, 1)										3	0	0	0	0	1	6					
<b>Mike Timlin, R</b> (7, 1)										0	0	0	0	0	0	0					
<b>Dan Plesac, L</b> (7, 1)										0	0	0	0	0	0	0					
<b>Jeremy Giambi, L</b> OBP: 0.421, SLG: 0.515 (8, PH)										1	0	0	0	0	1	1					
<b>Terry Adams, R</b> OBP: 0.165, SLG: 0.083 (8, 1)										0	0	0	0	0	0	0					
<b>Inning Stats</b>	R: 1 E: 0 K: 2 S: 19	H: 2 LOB: 1 BB: 0 P: 23	R: 0 E: 0 K: 0 S: 8	H: 1 LOB: 1 BB: 0 P: 13	R: 3 E: 1 K: 1 S: 21	H: 5 LOB: 3 BB: 1 P: 36	R: 0 E: 0 K: 0 S: 7	H: 0 LOB: 0 BB: 0 P: 10	R: 0 E: 0 K: 1 S: 11	H: 0 LOB: 0 BB: 0 P: 14	R: 0 E: 0 K: 0 S: 8	H: 1 LOB: 2 BB: 0 P: 13	R: 0 E: 0 K: 1 S: 6	H: 0 LOB: 1 BB: 1 P: 13	R: 0 E: 0 K: 1 S: 10	H: 1 LOB: 1 BB: 0 P: 14	1B: 8 2B: 1 3B: 1 HR: 0	SF: 0 SAC: 0 DP: 0 HBP: 0	WP: 0 PB: 0 SB: 1 CS: 0	PA: 40	
<b>PITCHER</b>	IP	WLS	BF	H	R	ER	SO	BB	IBB	HBP	BLK	WP	HR	S	P	ERA	WHIP				
<b>Brian Lawrence, R</b> ERA: 3.33 (1, 1)	5.1		27	9	4	4	4	1	1	0	1	0	0	70	105	6.75	1.875				
<b>Jason Kershner, L</b> ERA: 7.27 (6, 1)	1.2		5	0	0	0	0	0	0	0	0	0	0	12	17	0.00	0.000				
<b>Jeremy Fikac, R</b> ERA: 5.07 (8, 1)	1.0		4	0	0	0	1	1	0	0	0	0	0	6	13	0.00	1.000				
<b>Tom Davey, R</b> ERA: 6.08 (9, 1)	1.0	W	4	1	0	0	2	0	0	0	0	0	0	10	14	0.00	1.000				

Philadelphia Phillies @ San Diego Padres  
Qualcomm Stadium, San Diego, CA  
Thu Aug 08 2002, 5:05 PM EDT  
Att: 22,076 - Sunny - 79 F

AB 37  
R 4  
H 10  
RBI 3  
BB 3  
SO 7  
LOB 18



Batter	1	2	3	4	5	6	7	8	9	AB	R	H	RBI	BB	SO	LOB	BOTTOM					
<b>Ramón Vázquez, L</b> OBP: 0.335, SLG: 0.341 (1, 4)										3	0	1	0	0	1	0						
<b>Trenidad Hubbard, R</b> OBP: 0.270, SLG: 0.235 (7, PH)										3	1	1	0	1	0	1						
<b>Mark Kotsay, L</b> OBP: 0.387, SLG: 0.451 (1, 8)										4	2	2	2	1	0	3						
<b>Ryan Klesko, L</b> OBP: 0.385, SLG: 0.516 (1, 3)										5	1	2	0	0	0	3						
<b>Phil Nevin, R</b> OBP: 0.346, SLG: 0.448 (1, 5)										5	1	2	0	0	0	3						
<b>Ron Gant, R</b> OBP: 0.353, SLG: 0.530 (1, 7)										5	1	3	4	0	0	1						
<b>Gene Kingsale, S</b> OBP: 0.363, SLG: 0.482 (1, 9)										3	0	1	0	1	0	1						
<b>Delvi Cruz, R</b> OBP: 0.203, SLG: 0.302 (1, 6)										2	0	1	0	0	0	0						
<b>Jason Kershner, L</b> OBP: 0.295, SLG: 0.437 (8, 1)										0	0	0	0	0	0	0						
<b>Brian Buchanan, R</b> OBP: 0.295, SLG: 0.437 (7, PH)										1	1	1	0	0	0	0						
<b>Jeremy Fikac, R</b> OBP: 0.295, SLG: 0.437 (8, 1)										0	0	0	0	0	0	0						
<b>Tom Lampton, L</b> OBP: 0.295, SLG: 0.437 (8, PH)										1	0	0	0	0	0	2						
<b>Tom Davey, R</b> OBP: 0.295, SLG: 0.437 (8, 1)										0	0	0	0	0	0	0						
<b>Wil Nieves, R</b> OBP: 0.278, SLG: 0.242 (1, 2)										4	0	1	0	0	0	4						
<b>Brian Lawrence, R</b> OBP: 0.182, SLG: 0.140 (1, 1)										1	0	0	0	0	0	0						
<b>Julius Matos, R</b> OBP: 0.300, SLG: 0.326 (6, 4)										3	0	1	0	0	0	2						
<b>Inning Stats</b>	R: 0 E: 0 K: 0 S: 8	H: 2 LOB: 1 BB: 0 P: 11	R: 0 E: 0 K: 0 S: 6	H: 1 LOB: 0 BB: 0 P: 8	R: 0 E: 0 K: 0 S: 4	H: 0 LOB: 0 BB: 0 P: 7	R: 0 E: 0 K: 0 S: 9	H: 0 LOB: 0 BB: 0 P: 15	R: 0 E: 0 K: 0 S: 7	H: 2 LOB: 1 BB: 0 P: 11	R: 2 E: 0 K: 1 S: 13	H: 3 LOB: 1 BB: 0 P: 21	R: 1 E: 0 K: 0 S: 15	H: 3 LOB: 3 BB: 1 P: 27	R: 1 E: 0 K: 0 S: 16	H: 2 LOB: 2 BB: 1 P: 25	R: 3 E: 0 K: 0 S: 5	H: 1 LOB: 0 BB: 2 P: 16	1B: 10 2B: 0 3B: 1 HR: 3	SF: 0 SAC: 1 DP: 3 HBP: 0	WP: 0 PB: 0 SB: 1 CS: 0	PA: 41
<b>PITCHER</b>	IP	WLS	BF	H	R	ER	SO	BB	IBB	HBP	BLK	WP	HR	S	P	ERA	WHIP					
<b>Joe Roa, R</b> ERA: 4.43 (1, 1)	6.0		23	8	2	2	1	0	0	0	0	0	1	10	14	27.00	9.000					
<b>Mike Timlin, R</b> ERA: 2.63 (7, 1)	0.1	H	4	3	1	1	0	0	0	0	0	0	0	5	13	0.00	1.500					
<b>Dan Plesac, L</b> ERA: 3.99 (7, 1)	0.2	H	3	0	0	0	0	1	0	0	0	0	0	5	13	0.00	1.500					
<b>Terry Adams, R</b> ERA: 4.93 (8, 1)	1.2	L	11	3	4	4	0	2	1	0	0	0	1	21	41	21.60	3.000					

Philadelphia Phillies @ San Diego Padres  
Qualcomm Stadium, San Diego, CA  
Thu Aug 08 2002, 5:05 PM EDT  
Att: 22,076 - Sunny - 79 F

AB 36  
R 7  
H 14  
RBI 7  
BB 4  
SO 1  
LOB 19













Batter	1	2	3	4	5	6	7	8	9	10	11	12	AB	R	H	RBI	BB	SO	LOB	TOP																																																																																																																																																																																																																																																																																																																																					
Ramón Vázquez, L OBP: 0.361, SLG: 0.362 Trevor Hoffman, R (9, 1) Trenidad Hubbard, R OBP: 0.279, SLG: 0.257 Brandon Villafuerte, R (11, 1)	3-2 F9 HR 2B		0-2 CS 1B		0-2 F9-3 1-2			0-2 F8 SF7 2B	0-2 G4-3		3-2 L6		5 2 3 1 0 0 1 0 0 0 0 0 0 0 1 0 0 0 0 0 3 0 0 0 0 0 0 0																																																																																																																																																																																																																																																																																																																																												
Mark Kotsay, L OBP: 0.366, SLG: 0.453 Kevin Walker, L (8, 1) Julius Matos, R OBP: 0.303, SLG: 0.324	1-0 F9 2-3		3-3 K 1-2			F9		1-0 HBP		4-1 G6-3 BB		0-0 G6-4-3 1B	3 0 0 0 0 1 2 0 0 0 0 0 0 0 1 0 1 1 0 1 0 0																																																																																																																																																																																																																																																																																																																																												
Ryan Klecko, L OBP: 0.383, SLG: 0.517	1-1 HR		3-2 F8			2-3 K		1-1 F8		2-3 K		2-2 P4	6 1 1 2 0 2 4																																																																																																																																																																																																																																																																																																																																												
Phil Nevin, R OBP: 0.339, SLG: 0.444	0-1 G4-3					1-2 F8		1-2 SF7		1-1 G6-3		1-1 G6-4-3	5 0 1 1 0 0 2																																																																																																																																																																																																																																																																																																																																												
Ron Gant, R OBP: 0.347, SLG: 0.510	2-2 G6-3					3-3 K 2B		4-1 G6-4-3 BB				4-2 G1-3 SH3 BB	3 0 0 0 2 1 2																																																																																																																																																																																																																																																																																																																																												
Deivi Cruz, R OBP: 0.305, SLG: 0.384		0-0 2B				0-0 F8		1-1 G6-4-3 1-2		4-0 HR BB		0-0 SH3	3 1 1 0 1 0 2																																																																																																																																																																																																																																																																																																																																												
Bubba Trammell, R OBP: 0.321, SLG: 0.374		0-0 F9				0-1 F8		3-1 HR		1-2 HR		1-1 G1-3	5 2 2 3 0 0 3																																																																																																																																																																																																																																																																																																																																												
Tom Lampkin, L OBP: 0.286, SLG: 0.335		1-2 G1-3				0-1 P6		1-3 K		0-1 L4		4-2 S BB	4 0 0 0 1 1 1																																																																																																																																																																																																																																																																																																																																												
Bobby Jones, R Brian Buchanan, R OBP: 0.332, SLG: 0.432 Jason Kershner, L Jeremy Fikac, R Mike Holtz, L Tom Davey, R Gene Kingsale, S OBP: 0.266, SLG: 0.347		3-2 G1-3				0-2 F9-3 1B		4-2 2B BB		2-1 L8		4-2 BB	1 0 0 0 0 0 1 1 0 1 0 1 1 0 0 2 0 0																																																																																																																																																																																																																																																																																																																																												
<b>Inning Stats</b>	R: 2 E: 0 K: 11 S: 11	H: 2 LOB: 0 BB: 0 P: 16	R: 0 E: 0 K: 12 S: 12	H: 1 LOB: 1 BB: 0 P: 16	R: 0 E: 0 K: 11 S: 11	H: 1 LOB: 0 BB: 0 P: 16	R: 0 E: 0 K: 1 S: 7	H: 1 LOB: 1 BB: 0 P: 10	R: 0 E: 0 K: 1 S: 8	H: 0 LOB: 0 BB: 13	R: 1 E: 0 K: 1 S: 6	H: 1 LOB: 0 BB: 1 P: 17	R: 2 E: 0 K: 10 S: 13	H: 1 LOB: 1 BB: 21	R: 0 E: 0 K: 1 S: 8	H: 0 LOB: 0 BB: 1 P: 15	R: 0 E: 0 K: 1 S: 14	H: 0 LOB: 3 BB: 3 P: 30	R: 0 E: 0 K: 0 S: 6	H: 1 LOB: 0 BB: 0 P: 9	1B: 3 2B: 5 3B: 0 HR: 3	SF: 1 SAC: 1 DP: 4 HBP: 1	WP: 1 PB: 0 SB: 1 CS: 1	PA: 49																																																																																																																																																																																																																																																																																																																																	
<b>PITCHER</b>	IP WLS BF H R ER SO BB IBB HBP BLK WP HR S P ERA WHIP	IP WLS BF H R ER SO BB IBB HBP BLK WP HR S P ERA WHIP	<table border="1"> <thead> <tr> <th>Batter</th> <th>1</th> <th>2</th> <th>3</th> <th>4</th> <th>5</th> <th>6</th> <th>7</th> <th>8</th> <th>9</th> <th>10</th> <th>11</th> <th>12</th> <th>AB</th> <th>R</th> <th>H</th> <th>RBI</th> <th>BB</th> <th>SO</th> <th>LOB</th> <th>BOTTOM</th> </tr> </thead> <tbody> <tr> <td>Todd Walker, L OBP: 0.343, SLG: 0.425</td> <td>2-2 G3</td> <td></td> <td>3-2 G4-3</td> <td></td> <td>1-1 F8 1B 2B</td> <td>1-1 BB 1B</td> <td></td> <td>2-0 F8</td> <td></td> <td>0-0 G4-3</td> <td></td> <td>2-1 HR 2B</td> <td>7 2 3 1 0 0 1</td> </tr> <tr> <td>Aaron Boone, R OBP: 0.322, SLG: 0.458</td> <td>1-1 S 2B</td> <td></td> <td>3-2 P6</td> <td></td> <td>2-3 K</td> <td>4-2 1-2 2-3 BB</td> <td></td> <td>2-1 G1-3</td> <td></td> <td>1-1 P3</td> <td></td> <td>0-2 HR</td> <td>6 1 2 2 1 1 2</td> </tr> <tr> <td>Ken Griffey Jr., L OBP: 0.374, SLG: 0.433 Gabe White, L Danny Graves, R Kelly Stangor, R John Riedling, R Russell Brantley, L OBP: 0.327, SLG: 0.455</td> <td>4-0 BB BB</td> <td></td> <td>1-3 K</td> <td></td> <td>0-2 F8 2-3</td> <td>2-2 SF8</td> <td></td> <td>2-3 K</td> <td></td> <td>4-1 HBP BB</td> <td></td> <td>4-1 HBP BB</td> <td>2 0 0 0 1 1 1 0 0 0 0 0 0 0 1 0</td> </tr> <tr> <td>Adam Dunn, L OBP: 0.444, SLG: 0.537</td> <td>1-3 K</td> <td></td> <td></td> <td>0-0 HR 1B</td> <td>4-2 S 1B BB</td> <td>3-3 K</td> <td></td> <td>4-2 BB BB</td> <td></td> <td>0-3 K</td> <td></td> <td>0-3 K</td> <td>4 2 1 0 2 3 5</td> </tr> <tr> <td>Austin Kearns, R OBP: 0.401, SLG: 0.461</td> <td>4-2 1-2 2-3 BB</td> <td></td> <td></td> <td>4-0 HR BB</td> <td>3-2 1-2 HR BB</td> <td>1-1 HR 1B</td> <td></td> <td>3-3 K</td> <td></td> <td>4-1 BB</td> <td></td> <td>2-2 HBP 1B</td> <td>3 1 2 2 3 1 0</td> </tr> <tr> <td>Sean Casey, L OBP: 0.345, SLG: 0.371</td> <td>0-0 P4</td> <td></td> <td></td> <td>1-3 K</td> <td>1-3 L6</td> <td></td> <td></td> <td>4-2 BB</td> <td></td> <td>1-0 F8</td> <td></td> <td>1-0 HBP</td> <td>4 0 0 0 1 1 8</td> </tr> <tr> <td>Barry Larkin, R OBP: 0.311, SLG: 0.379 Juan Castro, R OBP: 0.160, SLG: 0.130 Jose Rijo, R OBP: 0.125, SLG: 0.125</td> <td></td> <td>0-1 P4</td> <td></td> <td>2-2 HR</td> <td></td> <td>0-1 F7</td> <td>3-1 F9</td> <td></td> <td>3-3 K</td> <td></td> <td>1-3 K</td> <td></td> <td>3 1 1 3 0 0 0 3 0 0 0 0 2 6 0 0 0 0 0 0 0</td> </tr> <tr> <td>Jason LaRue, R OBP: 0.311, SLG: 0.382</td> <td></td> <td>1-0 L7</td> <td></td> <td>2-0 L7</td> <td></td> <td>2-0 1B</td> <td></td> <td>0-3 K</td> <td></td> <td>0-1 G6-3</td> <td></td> <td>0-0 F8</td> <td>6 1 1 0 0 1 4</td> </tr> <tr> <td>Brian Moehler, R Brandon Larson, R OBP: 0.346, SLG: 0.511 Reggie Taylor, L OBP: 0.275, SLG: 0.461</td> <td></td> <td>1-1 P4</td> <td></td> <td>1-3 K</td> <td></td> <td>4-2 BB 1B SF6 BB</td> <td></td> <td>3-3 K</td> <td></td> <td>1-1 G4-3 2B</td> <td></td> <td>0-1 F8</td> <td>2 0 0 0 0 1 0 0 1 0 0 1 0 0 3 0 1 0 0 1 0</td> </tr> <tr> <td><b>Inning Stats</b></td> <td>R: 0 E: 0 K: 1 S: 12</td> <td>H: 1 LOB: 3 BB: 2 P: 24</td> <td>R: 0 E: 0 K: 5 S: 5</td> <td>H: 0 LOB: 0 BB: 0 P: 7</td> <td>R: 0 E: 0 K: 1 S: 16</td> <td>H: 0 LOB: 0 BB: 0 P: 16</td> <td>R: 3 E: 0 K: 1 S: 12</td> <td>H: 2 LOB: 0 BB: 1 P: 22</td> <td>R: 2 E: 0 K: 1 S: 17</td> <td>H: 2 LOB: 1 BB: 1 P: 28</td> <td>R: 0 E: 0 K: 2 S: 11</td> <td>H: 0 LOB: 1 BB: 1 P: 21</td> <td>R: 0 E: 0 K: 1 S: 7</td> <td>H: 0 LOB: 0 BB: 0 P: 14</td> <td>R: 0 E: 0 K: 2 S: 12</td> <td>H: 0 LOB: 2 BB: 2 P: 26</td> <td>R: 0 E: 0 K: 7 S: 7</td> <td>H: 1 LOB: 1 BB: 0 P: 9</td> <td>R: 0 E: 0 K: 2 S: 12</td> <td>H: 1 LOB: 3 BB: 1 P: 20</td> <td>R: 2 E: 0 K: 7 S: 7</td> <td>H: 2 LOB: 0 BB: 0 P: 9</td> <td>1B: 4 2B: 5 3B: 0 HR: 2</td> <td>SF: 1 SAC: 0 DP: 0 HBP: 1</td> <td>WP: 0 PB: 0 SB: 2 CS: 0</td> <td>PA: 56</td> </tr> <tr> <td><b>PITCHER</b></td> <td>IP WLS BF H R ER SO BB IBB HBP BLK WP HR S P ERA WHIP</td> <td>IP WLS BF H R ER SO BB IBB HBP BLK WP HR S P ERA WHIP</td> <td colspan="19"> <table border="1"> <thead> <tr> <th>Batter</th> <th>1</th> <th>2</th> <th>3</th> <th>4</th> <th>5</th> <th>6</th> <th>7</th> <th>8</th> <th>9</th> <th>10</th> <th>11</th> <th>12</th> <th>AB</th> <th>R</th> <th>H</th> <th>RBI</th> <th>BB</th> <th>SO</th> <th>LOB</th> <th>REDS</th> </tr> </thead> <tbody> <tr> <td>Bobby Jones, L ERA: 5.18</td> <td>4.0</td> <td>18</td> <td>3</td> <td>3</td> <td>3</td> <td>4</td> <td>3</td> <td>0</td> <td>0</td> <td>0</td> <td>0</td> <td>0</td> <td>0</td> <td>0</td> <td>0</td> <td>0</td> <td>0</td> <td>0</td> <td>0</td> <td>0</td> </tr> <tr> <td>Jason Kershner, L ERA: 8.49</td> <td>1.1</td> <td>10</td> <td>4</td> <td>4</td> <td>4</td> <td>1</td> <td>2</td> <td>0</td> <td>0</td> <td>0</td> <td>0</td> <td>0</td> <td>0</td> <td>0</td> <td>0</td> <td>0</td> <td>0</td> <td>0</td> <td>0</td> <td>0</td> </tr> <tr> <td>Jeremy Fikac, R ERA: 8.49</td> <td>0.0</td> <td>1</td> <td>0</td> <td>0</td> <td>0</td> <td>0</td> <td>1</td> <td>0</td> <td>0</td> <td>0</td> <td>0</td> <td>0</td> <td>0</td> <td>0</td> <td>0</td> <td>0</td> <td>0</td> <td>0</td> <td>0</td> <td>0</td> </tr> <tr> <td>Mike Holtz, L ERA: 5.02</td> <td>0.2</td> <td>2</td> <td>0</td> <td>0</td> <td>0</td> <td>1</td> <td>0</td> <td>0</td> <td>0</td> <td>0</td> <td>0</td> <td>0</td> <td>0</td> <td>0</td> <td>0</td> <td>0</td> <td>0</td> <td>0</td> <td>0</td> <td>0</td> </tr> <tr> <td>Tom Davey, R ERA: 5.65</td> <td>1.0</td> <td>4</td> <td>0</td> <td>0</td> <td>0</td> <td>2</td> <td>1</td> <td>0</td> <td>0</td> <td>0</td> <td>0</td> <td>0</td> <td>0</td> <td>0</td> <td>0</td> <td>0</td> <td>0</td> <td>0</td> <td>0</td> <td>0</td> </tr> </tbody> </table> </td> <td>IP WLS BF H R ER SO BB IBB HBP BLK WP HR S P ERA WHIP</td> <td>IP WLS BF H R ER SO BB IBB HBP BLK WP HR S P ERA WHIP</td> </tr> </tbody> </table>																			Batter	1	2	3	4	5	6	7	8	9	10	11	12	AB	R	H	RBI	BB	SO	LOB	BOTTOM	Todd Walker, L OBP: 0.343, SLG: 0.425	2-2 G3		3-2 G4-3		1-1 F8 1B 2B	1-1 BB 1B		2-0 F8		0-0 G4-3		2-1 HR 2B	7 2 3 1 0 0 1	Aaron Boone, R OBP: 0.322, SLG: 0.458	1-1 S 2B		3-2 P6		2-3 K	4-2 1-2 2-3 BB		2-1 G1-3		1-1 P3		0-2 HR	6 1 2 2 1 1 2	Ken Griffey Jr., L OBP: 0.374, SLG: 0.433 Gabe White, L Danny Graves, R Kelly Stangor, R John Riedling, R Russell Brantley, L OBP: 0.327, SLG: 0.455	4-0 BB BB		1-3 K		0-2 F8 2-3	2-2 SF8		2-3 K		4-1 HBP BB		4-1 HBP BB	2 0 0 0 1 1 1 0 0 0 0 0 0 0 1 0	Adam Dunn, L OBP: 0.444, SLG: 0.537	1-3 K			0-0 HR 1B	4-2 S 1B BB	3-3 K		4-2 BB BB		0-3 K		0-3 K	4 2 1 0 2 3 5	Austin Kearns, R OBP: 0.401, SLG: 0.461	4-2 1-2 2-3 BB			4-0 HR BB	3-2 1-2 HR BB	1-1 HR 1B		3-3 K		4-1 BB		2-2 HBP 1B	3 1 2 2 3 1 0	Sean Casey, L OBP: 0.345, SLG: 0.371	0-0 P4			1-3 K	1-3 L6			4-2 BB		1-0 F8		1-0 HBP	4 0 0 0 1 1 8	Barry Larkin, R OBP: 0.311, SLG: 0.379 Juan Castro, R OBP: 0.160, SLG: 0.130 Jose Rijo, R OBP: 0.125, SLG: 0.125		0-1 P4		2-2 HR		0-1 F7	3-1 F9		3-3 K		1-3 K		3 1 1 3 0 0 0 3 0 0 0 0 2 6 0 0 0 0 0 0 0	Jason LaRue, R OBP: 0.311, SLG: 0.382		1-0 L7		2-0 L7		2-0 1B		0-3 K		0-1 G6-3		0-0 F8	6 1 1 0 0 1 4	Brian Moehler, R Brandon Larson, R OBP: 0.346, SLG: 0.511 Reggie Taylor, L OBP: 0.275, SLG: 0.461		1-1 P4		1-3 K		4-2 BB 1B SF6 BB		3-3 K		1-1 G4-3 2B		0-1 F8	2 0 0 0 0 1 0 0 1 0 0 1 0 0 3 0 1 0 0 1 0	<b>Inning Stats</b>	R: 0 E: 0 K: 1 S: 12	H: 1 LOB: 3 BB: 2 P: 24	R: 0 E: 0 K: 5 S: 5	H: 0 LOB: 0 BB: 0 P: 7	R: 0 E: 0 K: 1 S: 16	H: 0 LOB: 0 BB: 0 P: 16	R: 3 E: 0 K: 1 S: 12	H: 2 LOB: 0 BB: 1 P: 22	R: 2 E: 0 K: 1 S: 17	H: 2 LOB: 1 BB: 1 P: 28	R: 0 E: 0 K: 2 S: 11	H: 0 LOB: 1 BB: 1 P: 21	R: 0 E: 0 K: 1 S: 7	H: 0 LOB: 0 BB: 0 P: 14	R: 0 E: 0 K: 2 S: 12	H: 0 LOB: 2 BB: 2 P: 26	R: 0 E: 0 K: 7 S: 7	H: 1 LOB: 1 BB: 0 P: 9	R: 0 E: 0 K: 2 S: 12	H: 1 LOB: 3 BB: 1 P: 20	R: 2 E: 0 K: 7 S: 7	H: 2 LOB: 0 BB: 0 P: 9	1B: 4 2B: 5 3B: 0 HR: 2	SF: 1 SAC: 0 DP: 0 HBP: 1	WP: 0 PB: 0 SB: 2 CS: 0	PA: 56	<b>PITCHER</b>	IP WLS BF H R ER SO BB IBB HBP BLK WP HR S P ERA WHIP	IP WLS BF H R ER SO BB IBB HBP BLK WP HR S P ERA WHIP	<table border="1"> <thead> <tr> <th>Batter</th> <th>1</th> <th>2</th> <th>3</th> <th>4</th> <th>5</th> <th>6</th> <th>7</th> <th>8</th> <th>9</th> <th>10</th> <th>11</th> <th>12</th> <th>AB</th> <th>R</th> <th>H</th> <th>RBI</th> <th>BB</th> <th>SO</th> <th>LOB</th> <th>REDS</th> </tr> </thead> <tbody> <tr> <td>Bobby Jones, L ERA: 5.18</td> <td>4.0</td> <td>18</td> <td>3</td> <td>3</td> <td>3</td> <td>4</td> <td>3</td> <td>0</td> <td>0</td> <td>0</td> <td>0</td> <td>0</td> <td>0</td> <td>0</td> <td>0</td> <td>0</td> <td>0</td> <td>0</td> <td>0</td> <td>0</td> </tr> <tr> <td>Jason Kershner, L ERA: 8.49</td> <td>1.1</td> <td>10</td> <td>4</td> <td>4</td> <td>4</td> <td>1</td> <td>2</td> <td>0</td> <td>0</td> <td>0</td> <td>0</td> <td>0</td> <td>0</td> <td>0</td> <td>0</td> <td>0</td> <td>0</td> <td>0</td> <td>0</td> <td>0</td> </tr> <tr> <td>Jeremy Fikac, R ERA: 8.49</td> <td>0.0</td> <td>1</td> <td>0</td> <td>0</td> <td>0</td> <td>0</td> <td>1</td> <td>0</td> <td>0</td> <td>0</td> <td>0</td> <td>0</td> <td>0</td> <td>0</td> <td>0</td> <td>0</td> <td>0</td> <td>0</td> <td>0</td> <td>0</td> </tr> <tr> <td>Mike Holtz, L ERA: 5.02</td> <td>0.2</td> <td>2</td> <td>0</td> <td>0</td> <td>0</td> <td>1</td> <td>0</td> <td>0</td> <td>0</td> <td>0</td> <td>0</td> <td>0</td> <td>0</td> <td>0</td> <td>0</td> <td>0</td> <td>0</td> <td>0</td> <td>0</td> <td>0</td> </tr> <tr> <td>Tom Davey, R ERA: 5.65</td> <td>1.0</td> <td>4</td> <td>0</td> <td>0</td> <td>0</td> <td>2</td> <td>1</td> <td>0</td> <td>0</td> <td>0</td> <td>0</td> <td>0</td> <td>0</td> <td>0</td> <td>0</td> <td>0</td> <td>0</td> <td>0</td> <td>0</td> <td>0</td> </tr> </tbody> </table>																			Batter	1	2	3	4	5	6	7	8	9	10	11	12	AB	R	H	RBI	BB	SO	LOB	REDS	Bobby Jones, L ERA: 5.18	4.0	18	3	3	3	4	3	0	0	0	0	0	0	0	0	0	0	0	0	0	Jason Kershner, L ERA: 8.49	1.1	10	4	4	4	1	2	0	0	0	0	0	0	0	0	0	0	0	0	0	Jeremy Fikac, R ERA: 8.49	0.0	1	0	0	0	0	1	0	0	0	0	0	0	0	0	0	0	0	0	0	Mike Holtz, L ERA: 5.02	0.2	2	0	0	0	1	0	0	0	0	0	0	0	0	0	0	0	0	0	0	Tom Davey, R ERA: 5.65	1.0	4	0	0	0	2	1	0	0	0	0	0	0	0	0	0	0	0	0	0	IP WLS BF H R ER SO BB IBB HBP BLK WP HR S P ERA WHIP	IP WLS BF H R ER SO BB IBB HBP BLK WP HR S P ERA WHIP
Batter	1	2	3	4	5	6	7	8	9	10	11	12	AB	R	H	RBI	BB	SO	LOB	BOTTOM																																																																																																																																																																																																																																																																																																																																					
Todd Walker, L OBP: 0.343, SLG: 0.425	2-2 G3		3-2 G4-3		1-1 F8 1B 2B	1-1 BB 1B		2-0 F8		0-0 G4-3		2-1 HR 2B	7 2 3 1 0 0 1																																																																																																																																																																																																																																																																																																																																												
Aaron Boone, R OBP: 0.322, SLG: 0.458	1-1 S 2B		3-2 P6		2-3 K	4-2 1-2 2-3 BB		2-1 G1-3		1-1 P3		0-2 HR	6 1 2 2 1 1 2																																																																																																																																																																																																																																																																																																																																												
Ken Griffey Jr., L OBP: 0.374, SLG: 0.433 Gabe White, L Danny Graves, R Kelly Stangor, R John Riedling, R Russell Brantley, L OBP: 0.327, SLG: 0.455	4-0 BB BB		1-3 K		0-2 F8 2-3	2-2 SF8		2-3 K		4-1 HBP BB		4-1 HBP BB	2 0 0 0 1 1 1 0 0 0 0 0 0 0 1 0																																																																																																																																																																																																																																																																																																																																												
Adam Dunn, L OBP: 0.444, SLG: 0.537	1-3 K			0-0 HR 1B	4-2 S 1B BB	3-3 K		4-2 BB BB		0-3 K		0-3 K	4 2 1 0 2 3 5																																																																																																																																																																																																																																																																																																																																												
Austin Kearns, R OBP: 0.401, SLG: 0.461	4-2 1-2 2-3 BB			4-0 HR BB	3-2 1-2 HR BB	1-1 HR 1B		3-3 K		4-1 BB		2-2 HBP 1B	3 1 2 2 3 1 0																																																																																																																																																																																																																																																																																																																																												
Sean Casey, L OBP: 0.345, SLG: 0.371	0-0 P4			1-3 K	1-3 L6			4-2 BB		1-0 F8		1-0 HBP	4 0 0 0 1 1 8																																																																																																																																																																																																																																																																																																																																												
Barry Larkin, R OBP: 0.311, SLG: 0.379 Juan Castro, R OBP: 0.160, SLG: 0.130 Jose Rijo, R OBP: 0.125, SLG: 0.125		0-1 P4		2-2 HR		0-1 F7	3-1 F9		3-3 K		1-3 K		3 1 1 3 0 0 0 3 0 0 0 0 2 6 0 0 0 0 0 0 0																																																																																																																																																																																																																																																																																																																																												
Jason LaRue, R OBP: 0.311, SLG: 0.382		1-0 L7		2-0 L7		2-0 1B		0-3 K		0-1 G6-3		0-0 F8	6 1 1 0 0 1 4																																																																																																																																																																																																																																																																																																																																												
Brian Moehler, R Brandon Larson, R OBP: 0.346, SLG: 0.511 Reggie Taylor, L OBP: 0.275, SLG: 0.461		1-1 P4		1-3 K		4-2 BB 1B SF6 BB		3-3 K		1-1 G4-3 2B		0-1 F8	2 0 0 0 0 1 0 0 1 0 0 1 0 0 3 0 1 0 0 1 0																																																																																																																																																																																																																																																																																																																																												
<b>Inning Stats</b>	R: 0 E: 0 K: 1 S: 12	H: 1 LOB: 3 BB: 2 P: 24	R: 0 E: 0 K: 5 S: 5	H: 0 LOB: 0 BB: 0 P: 7	R: 0 E: 0 K: 1 S: 16	H: 0 LOB: 0 BB: 0 P: 16	R: 3 E: 0 K: 1 S: 12	H: 2 LOB: 0 BB: 1 P: 22	R: 2 E: 0 K: 1 S: 17	H: 2 LOB: 1 BB: 1 P: 28	R: 0 E: 0 K: 2 S: 11	H: 0 LOB: 1 BB: 1 P: 21	R: 0 E: 0 K: 1 S: 7	H: 0 LOB: 0 BB: 0 P: 14	R: 0 E: 0 K: 2 S: 12	H: 0 LOB: 2 BB: 2 P: 26	R: 0 E: 0 K: 7 S: 7	H: 1 LOB: 1 BB: 0 P: 9	R: 0 E: 0 K: 2 S: 12	H: 1 LOB: 3 BB: 1 P: 20	R: 2 E: 0 K: 7 S: 7	H: 2 LOB: 0 BB: 0 P: 9	1B: 4 2B: 5 3B: 0 HR: 2	SF: 1 SAC: 0 DP: 0 HBP: 1	WP: 0 PB: 0 SB: 2 CS: 0	PA: 56																																																																																																																																																																																																																																																																																																																															
<b>PITCHER</b>	IP WLS BF H R ER SO BB IBB HBP BLK WP HR S P ERA WHIP	IP WLS BF H R ER SO BB IBB HBP BLK WP HR S P ERA WHIP	<table border="1"> <thead> <tr> <th>Batter</th> <th>1</th> <th>2</th> <th>3</th> <th>4</th> <th>5</th> <th>6</th> <th>7</th> <th>8</th> <th>9</th> <th>10</th> <th>11</th> <th>12</th> <th>AB</th> <th>R</th> <th>H</th> <th>RBI</th> <th>BB</th> <th>SO</th> <th>LOB</th> <th>REDS</th> </tr> </thead> <tbody> <tr> <td>Bobby Jones, L ERA: 5.18</td> <td>4.0</td> <td>18</td> <td>3</td> <td>3</td> <td>3</td> <td>4</td> <td>3</td> <td>0</td> <td>0</td> <td>0</td> <td>0</td> <td>0</td> <td>0</td> <td>0</td> <td>0</td> <td>0</td> <td>0</td> <td>0</td> <td>0</td> <td>0</td> </tr> <tr> <td>Jason Kershner, L ERA: 8.49</td> <td>1.1</td> <td>10</td> <td>4</td> <td>4</td> <td>4</td> <td>1</td> <td>2</td> <td>0</td> <td>0</td> <td>0</td> <td>0</td> <td>0</td> <td>0</td> <td>0</td> <td>0</td> <td>0</td> <td>0</td> <td>0</td> <td>0</td> <td>0</td> </tr> <tr> <td>Jeremy Fikac, R ERA: 8.49</td> <td>0.0</td> <td>1</td> <td>0</td> <td>0</td> <td>0</td> <td>0</td> <td>1</td> <td>0</td> <td>0</td> <td>0</td> <td>0</td> <td>0</td> <td>0</td> <td>0</td> <td>0</td> <td>0</td> <td>0</td> <td>0</td> <td>0</td> <td>0</td> </tr> <tr> <td>Mike Holtz, L ERA: 5.02</td> <td>0.2</td> <td>2</td> <td>0</td> <td>0</td> <td>0</td> <td>1</td> <td>0</td> <td>0</td> <td>0</td> <td>0</td> <td>0</td> <td>0</td> <td>0</td> <td>0</td> <td>0</td> <td>0</td> <td>0</td> <td>0</td> <td>0</td> <td>0</td> </tr> <tr> <td>Tom Davey, R ERA: 5.65</td> <td>1.0</td> <td>4</td> <td>0</td> <td>0</td> <td>0</td> <td>2</td> <td>1</td> <td>0</td> <td>0</td> <td>0</td> <td>0</td> <td>0</td> <td>0</td> <td>0</td> <td>0</td> <td>0</td> <td>0</td> <td>0</td> <td>0</td> <td>0</td> </tr> </tbody> </table>																			Batter	1	2	3	4	5	6	7	8	9	10	11	12	AB	R	H	RBI	BB	SO	LOB	REDS	Bobby Jones, L ERA: 5.18	4.0	18	3	3	3	4	3	0	0	0	0	0	0	0	0	0	0	0	0	0	Jason Kershner, L ERA: 8.49	1.1	10	4	4	4	1	2	0	0	0	0	0	0	0	0	0	0	0	0	0	Jeremy Fikac, R ERA: 8.49	0.0	1	0	0	0	0	1	0	0	0	0	0	0	0	0	0	0	0	0	0	Mike Holtz, L ERA: 5.02	0.2	2	0	0	0	1	0	0	0	0	0	0	0	0	0	0	0	0	0	0	Tom Davey, R ERA: 5.65	1.0	4	0	0	0	2	1	0	0	0	0	0	0	0	0	0	0	0	0	0	IP WLS BF H R ER SO BB IBB HBP BLK WP HR S P ERA WHIP	IP WLS BF H R ER SO BB IBB HBP BLK WP HR S P ERA WHIP																																																																																																																																																																																																				
Batter	1	2	3	4	5	6	7	8	9	10	11	12	AB	R	H	RBI	BB	SO	LOB	REDS																																																																																																																																																																																																																																																																																																																																					
Bobby Jones, L ERA: 5.18	4.0	18	3	3	3	4	3	0	0	0	0	0	0	0	0	0	0	0	0	0																																																																																																																																																																																																																																																																																																																																					
Jason Kershner, L ERA: 8.49	1.1	10	4	4	4	1	2	0	0	0	0	0	0	0	0	0	0	0	0	0																																																																																																																																																																																																																																																																																																																																					
Jeremy Fikac, R ERA: 8.49	0.0	1	0	0	0	0	1	0	0	0	0	0	0	0	0	0	0	0	0	0																																																																																																																																																																																																																																																																																																																																					
Mike Holtz, L ERA: 5.02	0.2	2	0	0	0	1	0	0	0	0	0	0	0	0	0	0	0	0	0	0																																																																																																																																																																																																																																																																																																																																					
Tom Davey, R ERA: 5.65	1.0	4	0	0	0	2	1	0	0	0	0	0	0	0	0	0	0	0	0	0																																																																																																																																																																																																																																																																																																																																					

San Diego Padres @ Cincinnati Reds  
Cinergy Field, Cincinnati, OH  
Sun Aug 11 2002, 1:15 PM EDT  
Att. 28,657 - Sunny - 90 F

AB	39
R	7
H	10
RBI	7
BB	7
SO	5
LOB	21



livebaseballscorecards.com

San Diego Padres @ Cincinnati Reds  
Cinergy Field, Cincinnati, OH  
Sun Aug 11 2002, 1:15 PM EDT  
Att. 28,657 - Sunny - 90 F

AB	44
R	9
H	11
RBI	9
BB	10
SO	13
LOB	27



livebaseballscorecards.com







Batter	1	2	3	4	5	6	7	8	9	AB	R	H	RBI	BB	SO	LOB	TOP								
Trenidad Hubbard, R OBP: 0.283, SLG: 0.272	G5-3		SF8 2B		F7		E6		BB E 1B	5	1	2	0	0	0	0									
Julius Matos, R OBP: 0.293, SLG: 0.312	K		K		F8		F7		E5 BB	5	0	0	0	0	0	2	3								
Phil Nevin, R OBP: 0.338, SLG: 0.439	HR 1B		SF8 2H		F9		G6-3 WP 1B		K	4	2	2	1	0	1	2									
Ron Gant, R OBP: 0.353, SLG: 0.519	HR 1H						HR BB		G6-3 1-3 BB	2	2	1	2	3	0	1									
Bubba Trammell, R OBP: 0.325, SLG: 0.391	G5-3		F8						G4-3	3	1	1	2	1	0	1									
Brandon Villafuerte, R OBP: 0.351, SLG: 0.359										0	0	0	0	0	0	0									
Ramón Vázquez, L OBP: 0.351, SLG: 0.359										1	0	0	0	0	0	3									
Jeremy Fikac, R										0	0	0	0	0	0	0									
Trevor Hoffman, R										0	0	0	0	0	0	0									
Brian Buchanan, R OBP: 0.303, SLG: 0.434					F9		K			4	0	1	0	0	2	2									
Deivi Cruz, R OBP: 0.304, SLG: 0.382			P4		F9		G5-3			4	0	1	1	0	0	1									
Wil Nieves, R OBP: 0.227, SLG: 0.195			P4		F7					4	0	0	0	0	1	3									
Brian Lawrence, R OBP: 0.172, SLG: 0.132										3	0	0	0	0	1	1									
Mike Holtz, L										0	0	0	0	0	0	0									
Gene Kingsale, S OBP: 0.358, SLG: 0.454										1	0	0	0	0	0	0									
<b>Inning Stats</b>	R: 2 E: 0 K: 1 S: 11	H: 2 LOB: 0 BB: 0 P: 18	R: 0 E: 0 K: 1 S: 12	H: 1 LOB: 1 BB: 0 P: 17	R: 1 E: 0 K: 1 S: 17	H: 1 LOB: 1 BB: 1 P: 26	R: 0 E: 0 K: 0 S: 4	H: 0 LOB: 0 BB: 0 P: 5	R: 0 E: 0 K: 0 S: 7	H: 0 LOB: 0 BB: 0 P: 12	R: 2 E: 0 K: 1 S: 7	H: 1 LOB: 0 BB: 1 P: 15	R: 0 E: 1 K: 1 S: 10	H: 0 LOB: 1 BB: 0 P: 14	R: 1 E: 0 K: 1 S: 12	H: 2 LOB: 2 BB: 1 P: 20	R: 0 E: 1 K: 1 S: 15	H: 1 LOB: 3 BB: 1 P: 24	1B: 4 2B: 2 3B: 0 HR: 2	SF: 1 SAC: 0 DP: 0 HBP: 0	WP: 1 PB: 0 SB: 1 CS: 0	PA: 41			
<b>PITCHER</b>	IP	WLS	BF	H	R	ER	SO	BB	IBB	HBP	BLK	WP	HR	S	P	ERA	WHIP								
Al Leiter, L ERA: 3.54	7.0	L	29	5	5	5	5	2	0	0	0	0	2	68	107	6.43	1.000								
Steve Reed, R ERA: 2.09	1.0		6	2	1	1	1	0	1	0	0	1	0	12	20	9.00	2.000								
David Weathers, R ERA: 2.83	1.0		6	1	0	0	1	1	0	0	0	0	0	15	24	0.00	2.000								

San Diego Padres @ New York Mets  
Shea Stadium, Flushing, NY  
Wed Aug 14, 2002, 7:10 PM EDT  
Att: 26,210 - Sunny - 88 F

AB 36  
R 6  
H 8  
RBI 6  
BB 4  
SO 7  
LOB 17



Batter	1	2	3	4	5	6	7	8	9	AB	R	H	RBI	BB	SO	LOB	BOTTOM								
Roberto Alomar, S OBP: 0.347, SLG: 0.388	K		FC4-6 1B		G5-4-3 BB		G6-3			3	0	1	0	1	1	1									
John Valentin, R OBP: 0.348, SLG: 0.379	1B HBP		FC4-6 1-2f		G5-4-3 1-2f				FC4-6 1B	3	0	1	0	0	0	3									
Timo Perez, L OBP: 0.333, SLG: 0.460	G6-3 1B				E SF9 1B HBP		G4-3 G3 2B		FC4-6 1-2f 1B	3	2	2	0	0	0	1									
Mo Vaughn, L OBP: 0.340, SLG: 0.445	G6-3 1-2f				E8 1-3 1B		G4-3		K	4	0	1	0	0	1	4									
Tony Tarasco, L OBP: 0.277, SLG: 0.481					SF9		G3		F4	2	0	0	2	0	1	0									
Joe McEwing, R OBP: 0.226, SLG: 0.290					3H		G3			1	0	0	0	0	0	1									
Vance Wilson, R OBP: 0.298, SLG: 0.398	F9				F3		G3			4	0	0	0	0	1	1									
Roger Cedeno, S OBP: 0.310, SLG: 0.346	G4-3				G4-3					3	0	1	0	1	0	1									
Rey Ordóñez, R OBP: 0.281, SLG: 0.331					G6-3		SH1-3 2B		G5-4-3 1B	4	0	2	0	0	0	1									
Al Leiter, L OBP: 0.250, SLG: 0.179										1	0	0	0	0	1	0									
Jeromy Burnitz, L OBP: 0.309, SLG: 0.330					SH1-3				G5-4-3	1	0	0	0	0	1	1									
Steve Reed, R										0	0	0	0	0	0	0									
David Weathers, R										0	0	0	0	0	0	0									
Marco Scutaro, R OBP: 0.200, SLG: 0.400										1	0	0	0	0	0	2									
<b>Inning Stats</b>	R: 0 E: 0 K: 1 S: 10	H: 1 LOB: 1 BB: 0 P: 15	R: 0 E: 0 K: 1 S: 7	H: 0 LOB: 0 BB: 0 P: 11	R: 0 E: 0 K: 1 S: 7	H: 1 LOB: 1 BB: 0 P: 12	R: 1 E: 1 K: 0 S: 11	H: 1 LOB: 1 BB: 0 P: 18	R: 0 E: 0 K: 0 S: 7	H: 1 LOB: 0 BB: 1 P: 14	R: 1 E: 0 K: 0 S: 8	H: 1 LOB: 0 BB: 0 P: 12	R: 0 E: 0 K: 1 S: 9	H: 1 LOB: 1 BB: 0 P: 15	R: 0 E: 0 K: 1 S: 10	H: 1 LOB: 1 BB: 0 P: 14	R: 0 E: 0 K: 1 S: 7	H: 1 LOB: 1 BB: 1 P: 12	1B: 6 2B: 2 3B: 0 HR: 0	SF: 1 SAC: 1 DP: 3 HBP: 2	WP: 1 PB: 0 SB: 0 CS: 0	PA: 36			
<b>PITCHER</b>	IP	WLS	BF	H	R	ER	SO	BB	IBB	HBP	BLK	WP	HR	S	P	ERA	WHIP								
Brian Lawrence, R ERA: 3.25	7.0	W	29	7	2	1	4	1	0	2	0	0	0	61	100	1.29	1.143								
Mike Holtz, L ERA: 4.91	0.2		2	0	0	0	1	0	0	0	0	0	0	6	9	0.00	0.000								
Brandon Villafuerte, R ERA: 2.03	0.1		1	0	0	0	0	0	0	0	0	0	0	2	2	0.00	0.000								
Jeremy Fikac, R ERA: 4.85	0.1		3	1	0	0	1	1	0	0	0	0	0	6	11	0.00	6.000								
Trevor Hoffman, R ERA: 2.85	0.2	S	1	0	0	0	0	0	0	0	0	0	0	1	1	0.00	0.000								

San Diego Padres @ New York Mets  
Shea Stadium, Flushing, NY  
Wed Aug 14, 2002, 7:10 PM EDT  
Att: 26,210 - Sunny - 88 F

AB 30  
R 2  
H 8  
RBI 2  
BB 2  
SO 6  
LOB 16





Batter	1	2	3	4	5	6	7	8	9	AB	R	H	RBI	BB	SO	LOB	TOP								
Ramón Vázquez, L OBP: 0.358, SLG: 0.362	1-1 F8	4-2 BB		2-0 1B	1-1 2H		4-2 BB			3	1	2	1	2	0	0									
Gene Kingsale, S OBP: 0.351, SLG: 0.441	2-2 G4-3	3-3 K		2-2 1B	0-1 P4		0-0 G1-3			5	0	1	0	0	1	7									
Ryan Klesko, L OBP: 0.384, SLG: 0.519	0-1 2B		1-1 P6	1-0 1B		3-2 G3		0-1 G4-3		5	0	2	1	0	0	0									
Bubba Trammell, R OBP: 0.329, SLG: 0.391	4-2 BB		1-1 F8		4-1 2B	1-3 K		0-0 G6-3		3	1	1	0	2	1	0									
Deivi Cruz, R OBP: 0.300, SLG: 0.377	0-1 F9		2-1 E4		1-2 2B	0-3 K		2-3 K		5	1	0	0	0	2	4									
Tom Lampkin, L OBP: 0.291, SLG: 0.345		2-2 1B	2-0 F8		1-0 G1-3		3-1 F9		2-2 F9	5	1	3	2	0	0	2									
Trenidad Hubbard, R Trevor Hoffman, R	0-0 F8		1-1 FC6-4		0-2 G1-3		4-1 BB		3-3 K	4	0	0	0	1	1	4									
Julius Matos, R OBP: 0.290, SLG: 0.308	1-2 L9		0-1 F8		1-0 G6-3		0-0 F9		2-1 F7	5	1	1	1	0	0	3									
Brett Tomko, R Brian Doughtery, R Tom Davey, R Mike Holtz, L Brandon Villafuerte, R Ron Sant, R	3-1 BB		0-3 K		0-0 G6-3		1-3 K			3	0	1	0	0	1	1									
<b>Inning Stats</b>	R: 0 E: 0 K: 0 S: 11	H: 1 LOB: 2 BB: 1 P: 18	R: 0 E: 0 K: 1 S: 16	H: 2 LOB: 3 BB: 1 P: 29	R: 0 E: 1 K: 0 S: 9	H: 1 LOB: 2 BB: 0 P: 16	R: 1 E: 0 K: 1 S: 10	H: 3 LOB: 2 BB: 0 P: 15	R: 4 E: 2 K: 0 S: 14	H: 3 LOB: 1 BB: 1 P: 22	R: 0 E: 0 K: 2 S: 10	H: 0 LOB: 0 BB: 0 P: 14	R: 0 E: 0 K: 1 S: 10	H: 1 LOB: 2 BB: 2 P: 22	R: 0 E: 0 K: 1 S: 8	H: 0 LOB: 0 BB: 0 P: 10	R: 0 E: 0 K: 1 S: 9	H: 0 LOB: 0 BB: 0 P: 16	1B: 9 2B: 2 3B: 0 HR: 0	SF: 0 SAC: 0 DP: 0 HBP: 0	WP: 0 PB: 0 SB: 1 CS: 0	PA: 44			
<b>PITCHER</b>	IP	WLS	BF	H	R	ER	SO	BB	IBB	HBP	BLK	WP	HR	S	P	ERA	WHIP								
John Thomson, R ERA: 4.89	4.2	L	28	10	5	3	2	3	0	0	0	0	0	58	98	5.79	2.786								
Jaime Cerdá, L ERA: 1.62	1.1		4	0	0	0	2	0	0	0	0	0	0	12	16	0.00	0.000								
Scott Strickland, R ERA: 3.98	1.0		6	1	0	0	1	2	0	0	0	0	0	10	22	0.00	3.000								
Mark Guthrie, L ERA: 2.03	1.0		3	0	0	0	1	0	0	0	0	0	0	8	10	0.00	0.000								
Armando Benítez, R ERA: 2.47	1.0		3	0	0	0	1	0	0	0	0	0	0	9	16	0.00	0.000								

San Diego Padres @ New York Mets  
Shea Stadium, Flushing, NY  
Thu Aug 15 2002, 12:10 PM EDT  
Att: 27,182 - Sunny - 85 F

AB 39  
R 5  
H 11  
RBI 5  
BB 5  
SO 7  
LOB 23



Batter	1	2	3	4	5	6	7	8	9	AB	R	H	RBI	BB	SO	LOB	BOTTOM								
Roberto Alomar, S OBP: 0.344, SLG: 0.384	2-1 G3		2-3 K		2-2 P5		0-3 K		0-0 F9	5	0	0	0	0	2	2									
Rey Ordoñez, R OBP: 0.280, SLG: 0.329	0-1 FC5		3-2 F9		0-2 G4-3		2-2 G5-3		1-1 F9	5	0	1	0	0	0	2									
Timo Perez, L OBP: 0.328, SLG: 0.453	3-1 P6		0-1 F3		0-2 G4-3			1-2 G4-3	2-2 F8	5	0	0	0	0	0	1									
Mo Vaughn, L OBP: 0.343, SLG: 0.449	2-1 1B		0-1 F8		0-0 F9		0-0 FC3-2		4-0 FC5-4	3	0	2	0	1	0	0									
Ty Wigginton, R OBP: 0.349, SLG: 0.429	0-0 FC5		0-0 P4		1-1 F9		2-3 F9		0-0 FC5-4	4	1	0	0	0	0	4									
Tony Tarasco, L OBP: 0.279, SLG: 0.513		0-0 G6-3		1-2 HR		3-1 FC3-2		2-0 E	2-0 1B	3	1	1	1	0	0	1									
John Valentin, R OBP: 0.353, SLG: 0.383								1-2 1B		1	1	1	0	0	0	0									
Joe McEwing, R OBP: 0.226, SLG: 0.290								1-2 1B		0	0	0	0	0	0	0									
Roger Cedeno, S OBP: 0.312, SLG: 0.348		1-1 1B		3-1 E		3-1 G6-3		1-0 E5	2-1 1B	4	0	2	0	0	0	2									
Vance Wilson, R OBP: 0.311, SLG: 0.400		2-2 F3		4-1 1B		1-3 BB		1-0 G5-3	1-2 1B	2	0	1	1	1	0	1									
John Thomson, R ERA: 4.35 Jaime Cerdá, L ERA: 5.17 Scott Strickland, R ERA: 4.8 Jeromy Burnitz, L ERA: 3.330 Mark Guthrie, R ERA: 1.98 31 Mike Piazza, R Armando Benítez, R ERA: 2.78		1-2 G6-3		3-3 K				4-0 BB	1-0 G6-3	2	0	0	0	0	1	3									
<b>Inning Stats</b>	R: 0 E: 0 K: 0 S: 9	H: 2 LOB: 0 BB: 0 P: 16	R: 0 E: 0 K: 0 S: 10	H: 1 LOB: 0 BB: 0 P: 13	R: 0 E: 0 K: 1 S: 9	H: 0 LOB: 0 BB: 0 P: 14	R: 1 E: 0 K: 1 S: 14	H: 2 LOB: 2 BB: 1 P: 25	R: 0 E: 0 K: 0 S: 7	H: 1 LOB: 1 BB: 0 P: 13	R: 0 E: 0 K: 1 S: 6	H: 0 LOB: 1 BB: 1 P: 13	R: 0 E: 1 K: 0 S: 8	H: 2 LOB: 2 BB: 1 P: 18	R: 0 E: 0 K: 0 S: 9	H: 0 LOB: 0 BB: 0 P: 12	1B: 6 2B: 1 3B: 0 HR: 1	SF: 0 SAC: 0 DP: 1 HBP: 1	WP: 0 PB: 0 SB: 1 CS: 0	PA: 39					
<b>PITCHER</b>	IP	WLS	BF	H	R	ER	SO	BB	IBB	HBP	BLK	WP	HR	S	P	ERA	WHIP								
Brett Tomko, R ERA: 4.35	6.0	W	25	6	1	1	2	1	0	0	0	0	0	6	13	0.00	1.000								
Tom Davey, R ERA: 5.17	1.0		4	0	0	0	1	1	0	1	0	0	0	6	13	0.00	1.000								
Mike Holtz, L ERA: 4.8	0.2		5	1	2	0	0	1	0	0	0	0	0	6	14	0.00	3.000								
Brandon Villafuerte, R ERA: 1.98	0.1	H	2	1	0	0	0	0	0	0	0	0	0	2	4	0.00	3.000								
Trevor Hoffman, R ERA: 2.78	1.0	S	3	0	0	0	0	0	0	0	0	0	0	9	12	0.00	0.000								

San Diego Padres @ New York Mets  
Shea Stadium, Flushing, NY  
Thu Aug 15 2002, 12:10 PM EDT  
Att: 27,182 - Sunny - 85 F

AB 35  
R 3  
H 8  
RBI 2  
BB 3  
SO 3  
LOB 18





Batter	1	2	3	4	5	6	7	8	9	AB	R	H	RBI	BB	SO	LOB	TOP		
Ramón Vázquez, L OBP: 0.356, SLG: 0.363	0-3 K		2-2 G4-3		1-2 G6-3	2-1 G6-3			0-1 G6-3	5	1	1	3	0	1	2			
Mark Kotsay, L OBP: 0.365, SLG: 0.452	0-2 1B		4-0 BB		0-0 G6-3		1-1 L9			3	0	1	0	1	0	1			
Ryan Klesko, L OBP: 0.382, SLG: 0.516	0-0 1B		2-2 F9		0-0 G3		1-3 K			4	0	1	1	0	1	2			
Phil Nevin, R OBP: 0.337, SLG: 0.434 Tom Davey, R Brandon Villafrute, R	3-2 F8			3-2 G6-4-3 HBP	1-3 K		0-1 G6-3			3	0	0	0	0	0	1			
Bubba Trammell, R OBP: 0.328, SLG: 0.398		3-2 G5-3		1-0 F2		2-0 HR		1-3 K		4	1	1	1	0	1	1			
Deivi Cruz, R OBP: 0.300, SLG: 0.378	0-0 G6-3		1-0 G6-4-3		1-2 G3-1 1B 2B		2-3 K			4	1	1	0	0	1	1			
Gene Kingsale, S OBP: 0.348, SLG: 0.434	1-3 K				0-1 1B 2B 1B	1-2 G3-1		2-3 K		4	1	1	0	0	2	1			
Tom Lampkin, L OBP: 0.298, SLG: 0.352			0-2 G4-3 SH1-4 1B		0-2 2B 1B	1-2 2B 1B		1-2 F8		4	1	3	1	0	0	0			
Bobby Jones, R Jeremy Fikac, R Brian Buchanan, R Jason Kershner, L Julius Matos, R			1-1 SH1-4		0-0 2B 1B	0-0 SH2-4		1-1 G5-3		0	0	0	0	0	0	0			
<b>Inning Stats</b>	R: 0 E: 0 K: 1 S: 13	H: 2 LOB: 1 BB: 0 P: 16	R: 0 E: 0 K: 1 S: 9	H: 0 LOB: 0 BB: 0 P: 13	R: 0 E: 0 K: 0 S: 12	H: 1 LOB: 2 BB: 1 P: 21	R: 0 E: 0 K: 0 S: 7	H: 0 LOB: 0 BB: 0 P: 12	R: 4 E: 0 K: 1 S: 14	H: 4 LOB: 1 BB: 0 P: 16	R: 2 E: 0 K: 0 S: 14	H: 3 LOB: 1 BB: 0 P: 21	R: 0 E: 0 K: 3 S: 10	H: 0 LOB: 0 BB: 0 P: 15	R: 0 E: 0 K: 0 S: 7	H: 0 LOB: 0 BB: 0 P: 9	1B: 7 2B: 2 3B: 0 HR: 1	SF: 0 SAC: 2 DP: 1 HBP: 1	WP: 0 PA: 37 PB: 0 SB: 0 CS: 0
<b>PITCHER</b>	IP WLS BF H R ER SO BB IBB HBP BLK WP HR S P ERA WHIP																		
Masato Yoshii, R ERA: 3.74	5.0	24	9	6	6	3	1	0	1	0	0	0	0	0	1	59	85	10.80	2.000
Zach Day, R ERA: 3.39	2.0	7	1	0	0	1	0	0	0	0	0	0	0	0	17	23	0.00	0.500	
Matt Herges, R ERA: 3.42	1.0	3	0	0	0	3	0	0	0	0	0	0	0	10	15	0.00	0.000		
Joey Eischen, L ERA: 1.42	1.0	3	0	0	0	0	0	0	0	0	0	0	0	7	9	0.00	0.000		

San Diego Padres @ Montreal Expos  
Olympic Stadium, Montreal, QB  
Fri Aug 16 2002, 7:05 PM EDT  
Att. 7,564 - Dome - 72 F

livebaseballscorecards.com

AB 33  
R 6  
H 10  
RBI 6  
BB 1  
SO 7  
LOB 9



Batter	1	2	3	4	5	6	7	8	9	AB	R	H	RBI	BB	SO	LOB	BOTTOM		
Jose Vidro, S OBP: 0.372, SLG: 0.469	3-1 2B	0-1 G6-3		2-0 G6-3			0-0 G1	2-1 1B 2B		5	2	2	0	0	0	1			
Orlando Cabrera, R OBP: 0.314, SLG: 0.361	4-0 2B BB		0-1 G1-3	2-1 G6-3			0-0 1B 1B	1-2 G5-3		4	2	0	0	1	0	2			
Vladimir Guerrero, R Jose Macias, S	2-2 1B SF8 2B		1-0 FC5-4 1B		1-0 G5-3		1-0 BB 1B G1-3 1B	1-1 1B SF8 1B		4	1	3	2	0	0	0			
Wil Cordero, R OBP: 0.333, SLG: 0.425	2-1 1B		0-1 FC5-4 1B		0-0 F7		0-1 G1-3 HBP 1B	0-0 1B E 1B		5	2	4	1	0	0	0			
Andres Galarraga, R OBP: 0.349, SLG: 0.381	3-3 K		1-2 FC5-4		1-0 G6-3		4-1 HBP G1-3 BB	0-1 SF8		3	0	0	1	1	1	4			
Fernando Tatis, R OBP: 0.314, SLG: 0.419	1-2 SF8		3-3 K			1-3 K	1-2 G1-3	2-2 E9 1B		4	0	1	2	0	2	4			
Michael Barrett, R OBP: 0.351, SLG: 0.433	0-3 K			2-1 HR		0-2 G4-3	0-2 HBP BB	4-2 BB		3	1	1	1	2	1	1			
Wilton Guerrero, S Troy O'Leary, L Matt Herges, L Joey Eischen, L		3-2 P4		1-3 K		1-2 G6-3	2-0 HBP	0-2 G4-3		3	0	0	0	0	1	0			
Masato Yoshii, R Zach Day, R Matt Cepicky, L		1-1 G6-3		2-0 WP 2B			1-2 HR			2	0	1	0	0	0	0			
<b>Inning Stats</b>	R: 3 E: 0 K: 2 S: 21	H: 3 LOB: 1 BB: 1 P: 36	R: 0 E: 0 K: 0 S: 7	H: 0 LOB: 0 BB: 0 P: 11	R: 0 E: 0 K: 1 S: 11	H: 2 LOB: 2 BB: 0 P: 16	R: 1 E: 0 K: 1 S: 9	H: 2 LOB: 1 BB: 0 P: 18	R: 0 E: 0 K: 0 S: 3	H: 0 LOB: 0 BB: 0 P: 5	R: 0 E: 0 K: 1 S: 11	H: 0 LOB: 0 BB: 0 P: 13	R: 4 E: 1 K: 1 S: 15	H: 3 LOB: 3 BB: 2 P: 29	R: 3 E: 1 K: 0 S: 19	H: 4 LOB: 2 BB: 1 P: 29	1B: 8 2B: 4 3B: 0 HR: 2	SF: 2 SAC: 0 DP: 0 HBP: 1	WP: 1 PA: 44 PB: 0 SB: 0 CS: 0
<b>PITCHER</b>	IP WLS BF H R ER SO BB IBB HBP BLK WP HR S P ERA WHIP																		
Bobby Jones, L Jeremy Fikac, R Jason Kershner, L Tom Davey, R Brandon Villafrute, R	2.1 1.2 2.1 1.1 0.1	13 7 10 12 2	5 2 2 5 0	3 1 3 2 0	3 1 2 2 0	2 2 1 1 0	0 0 0 1 0	0 0 0 0 0	0 0 0 0 0	0 1 1 0 0	1 1 18 24 6	33 15 24 13.50 10	53 28 42 5.250 3.000	7.71 7.71 7.71 13.50 0.00	0.857 0.857 0.857 5.250 3.000				

San Diego Padres @ Montreal Expos  
Olympic Stadium, Montreal, QB  
Fri Aug 16 2002, 7:05 PM EDT  
Att. 7,564 - Dome - 72 F

livebaseballscorecards.com

AB 37  
R 11  
H 14  
RBI 10  
BB 4  
SO 6  
LOB 17





Batter	1	2	3	4	5	6	7	8	9	AB	R	H	RBI	BB	SO	LOB	TOP													
Ramón Vázquez, L OBP: 0.353, SLG: 0.364 (1, 4)	G6-3		G3-1		G5-3		2B	G6-3		5	0	1	0	0	0	2														
Mark Kotsay, L OBP: 0.365, SLG: 0.454 (1, 8)	BB 1B		K		2B		K		G6-3	5	1	2	0	0	2	1														
Ryan Klesko, L OBP: 0.385, SLG: 0.522 (1, 3)	1B BB		HR		IBB			G6-3	K	3	1	1	1	2	1	0														
Phil Nevin, R OBP: 0.334, SLG: 0.440 (1, 5)	K		G6-3		G6-3			HR	P4	5	1	1	1	0	1	4														
Ron Gant, R OBP: 0.352, SLG: 0.514 (1, 7)	1-2 2-H 1B			F2		F2		F8		4	0	1	1	0	0	0														
Bubba Tramell, R OBP: 0.330, SLG: 0.398 (8, PH)	K			1B		K		E BB		3	0	1	0	1	2	2														
Trenidad Hubbard, R OBP: 0.280, SLG: 0.283 Brandon Villafuerte, R Trevor Hoffman, R										0	1	0	0	0	0	0														
Deivi Cruz, R OBP: 0.299, SLG: 0.377 (1, 6)			P4		G6-3			E9 2B		4	1	1	0	0	0	1														
Wil Nieves, R OBP: 0.217, SLG: 0.186 (7, PH)	G6-3		K				F8	S 2B IBB		2	0	0	0	0	1	2														
Tom Lampkin, L OBP: 0.300, SLG: 0.351 (7, 2)	1-2									1	1	0	0	1	0	0														
Mike Bynum, L Brian Buchanan, R Jonathan Johnson, R Gene Kingsale, S OBP: 0.353, SLG: 0.449 (8, 9)	K				G3		L4	1-H 3-H 2B		2	0	0	0	0	1	0														
<b>Inning Stats</b>	R: 1 E: 0 K: 2 S: 13	H: 2 LOB: 2 BB: 1 P: 24	R: 0 E: 0 K: 1 S: 7	H: 1 LOB: 0 BB: 0 P: 8	R: 1 E: 0 K: 1 S: 13	H: 1 LOB: 1 BB: 0 P: 17	R: 0 E: 0 K: 1 S: 7	H: 0 LOB: 0 BB: 0 P: 14	R: 0 E: 0 K: 1 S: 10	H: 1 LOB: 1 BB: 0 P: 15	R: 4 E: 1 K: 0 S: 17	H: 2 LOB: 2 BB: 2 P: 36	R: 0 E: 0 K: 1 S: 9	H: 0 LOB: 0 BB: 0 P: 12	1B: 4 2B: 3 3B: 0 HR: 2	SF: 0 SAC: 0 DP: 0 HBP: 0	WP: 0 PB: 0 SB: 1 CS: 1	PA: 40												
<b>PITCHER</b>	IP WLS BF H R ER SO BB IBB HBP BLK WP HR S P ERA WHIP																													
Britt Reames, R ERA: 6.24 Jim Brower, R ERA: 4.37 Joey Eischen, L ERA: 1.4 52 T.J. Tucker, R ERA: 3.7 Matt Herges, R ERA: 3.33	(1, 1) (6, 1) (7, 1) (8, 1) (8, 1)	5.0 1.2 0.2 0.1 1.1	22 5 3 3 7	6 0 1 1 3	2 0 0 1 3	2 0 0 1 0	5 1 0 0 1	1 0 0 1 0	0 0 0 0 0	0 0 0 1 0	1 13 9 7 17	76 17 15 14 31	3.60 0.00 0.00 27.00 0.00	1.400 0.000 1.500 6.000 0.750																

San Diego Padres @ Montreal Expos  
Olympic Stadium, Montreal, QB  
Sat Aug 17 2002, 7:05 PM EDT  
Alt. 9,121 - Dome - 72 F

livebaseballscores.com

AB 36  
R 6  
H 9  
RBI 5  
BB 4  
SO 8  
LOB 12



Batter	1	2	3	4	5	6	7	8	9	AB	R	H	RBI	BB	SO	LOB	BOTTOM												
Jose Macias, S OBP: 0.306, SLG: 0.389 (1, 8)	G5-3		P4	FC4-6			F8		HR	5	1	1	1	0	0	1													
Orlando Cabrera, R OBP: 0.312, SLG: 0.358 (1, 6)	G6-3		E BB		F7		G6-3		F9	4	0	0	0	1	0	0													
Jose Vidro, S OBP: 0.371, SLG: 0.467 (1, 4)	G1-4-3		E5		2B 1B		F8			4	1	1	0	0	0	1													
Wil Cordero, R OBP: 0.345, SLG: 0.434 (1, 9)		1B BB	L5		1-H 2B			HBP		2	1	1	1	1	0	2													
Fernando Tatis, R OBP: 0.313, SLG: 0.416 (1, 5)	1B 1B		G5-3		G5-3			K		4	0	1	0	0	1	4													
Andres Galarraga, R OBP: 0.348, SLG: 0.376 (1, 3)	F8			HR HBP	K			F8		3	1	0	0	0	1	4													
Brad Wilkerson, L OBP: 0.369, SLG: 0.457 (1, 7)	K			HR		F7		F7		4	1	1	2	0	1	3													
Michael Barrett, R OBP: 0.353, SLG: 0.434 (1, 2)			FC4-6 SH2-4 1B		G4-3				G5-3	4	0	2	1	0	0	0													
Britt Reames, R ERA: 6.24 Jim Brower, R ERA: 4.37 Joey Eischen, L ERA: 1.4 52 T.J. Tucker, R ERA: 3.7 Matt Herges, R ERA: 3.33 Matt Capiczy, L OBP: 0.290, SLG: 0.300 (8, PH)	(1, 1) (6, 1) (7, 1) (8, 1) (8, 1) (8, PH)	6.0 1.0 1.0 1.0	27 W 3 H 4 S 4	4 0 0 1	4 0 0 1	2 0 0 0	0 0 0 0	2 0 0 0	0 0 0 0	0 6 9 7	51 8 16 12	6.00 0.00 0.00 9.00	1.333 0.000 0.000 1.000																
<b>Inning Stats</b>	R: 0 E: 0 K: 0 S: 6	H: 0 LOB: 0 BB: 0 P: 8	R: 1 E: 0 K: 1 S: 9	H: 2 LOB: 1 BB: 1 P: 16	R: 0 E: 1 K: 0 S: 9	H: 0 LOB: 2 BB: 1 P: 21	R: 2 E: 0 K: 0 S: 10	H: 2 LOB: 0 BB: 0 P: 13	R: 1 E: 0 K: 1 S: 9	H: 2 LOB: 1 BB: 0 P: 13	R: 0 E: 0 K: 0 S: 8	H: 0 LOB: 0 BB: 0 P: 14	R: 0 E: 0 K: 0 S: 6	H: 0 LOB: 0 BB: 0 P: 8	R: 0 E: 0 K: 1 S: 9	H: 0 LOB: 0 BB: 0 P: 16	R: 1 E: 0 K: 0 S: 7	H: 1 LOB: 0 BB: 0 P: 12	1B: 4 2B: 2 3B: 0 HR: 2	SF: 0 SAC: 1 DP: 1 HBP: 2	WP: 0 PB: 0 SB: 0 CS: 0	PA: 38							
<b>PITCHER</b>	IP WLS BF H R ER SO BB IBB HBP BLK WP HR S P ERA WHIP																												
Mike Bynum, L ERA: 6.0 Jonathan Johnson, R ERA: Brandon Villafuerte, R ERA: 1.8 Trevor Hoffman, R ERA: 2.92	(1, 1) (7, 1) (8, 1) (8, 1)	6.0 1.0 1.0 1.0	27 W 3 H 4 S 4	4 0 0 1	4 0 0 1	2 0 0 0	0 0 0 0	0 0 0 0	0 0 0 0	0 6 9 7	51 8 16 12	6.00 0.00 0.00 9.00	1.333 0.000 0.000 1.000																

San Diego Padres @ Montreal Expos  
Olympic Stadium, Montreal, QB  
Sat Aug 17 2002, 7:05 PM EDT  
Alt. 9,121 - Dome - 72 F

livebaseballscores.com

AB 33  
R 5  
H 7  
RBI 5  
BB 2  
SO 3  
LOB 17






Batter	1	2	3	4	5	6	7	8	9	AB	R	H	RBI	BB	SO	LOB	TOP			
Ramón Vázquez, L OBP: 0.354, SLG: 0.364	G6-3		2-2 1B		2-0 F8		2-3 K		1-1 1B	5	0	2	0	0	1	2				
Mark Kotsay, L OBP: 0.364, SLG: 0.449	G4-3		0-0 SF7			2-3 K2-3		1-2 F9	1-2 F9	4	0	0	1	0	1	2				
Ryan Klesko, L OBP: 0.392, SLG: 0.518 Jeremy Fikac, R Gene Kingsale, S OBP: 0.359, SLG: 0.454	P5		3-H 2-1 1-3			0-0 G4-3		2-2 FC6 1B		3	0	0	0	0	0	1				
Phil Nevin, R OBP: 0.332, SLG: 0.437 Jason Kershner, L Brian Buchanan, R OBP: 0.311, SLG: 0.439		2-2 G6-3		2-1 F8		0-1 1B		1-0 FC6 1B		2	0	0	0	0	0	0				
Ron Gant, R OBP: 0.346, SLG: 0.504 Dennis Tankersley, R OBP: 0.333, SLG: 0.667		3-3 K		2-2 P4		2-1 P4		1-2 FC6		4	0	0	0	0	1	3				
Bubba Trammell, R OBP: 0.332, SLG: 0.402		1-0 2B		3-2 F9				1-2 2-3 F9		4	1	2	0	0	0	2				
Deivi Cruz, R OBP: 0.301, SLG: 0.380		0-0 F9		2-0 F7				0-0 2B 1B		4	0	2	0	0	0	1				
Tom Lampkin, L OBP: 0.300, SLG: 0.351 Wil Nieves, R OBP: 0.215, SLG: 0.182			1-1 44 SF7 SH3 1B		1-2 G4-3			1-2 FC5-4 1B		3	1	1	0	0	0	2				
44 Jake Peavy, R OBP: 0.333, SLG: 0.500 Julius Matos, R OBP: 0.289, SLG: 0.309			0-0 SH3		0-0 1B			1-2 P4		0	0	0	0	0	0	0				
<b>Inning Stats</b>	R: 0 E: 0 K: 0 S: 4	H: 0 LOB: 0 BB: 0 P: 5	R: 0 E: 0 K: 1 S: 9	H: 1 LOB: 1 BB: 0 P: 15	R: 1 E: 0 K: 0 S: 9	H: 2 LOB: 1 BB: 0 P: 14	R: 0 E: 0 K: 0 S: 9	H: 0 LOB: 0 BB: 0 P: 16	R: 0 E: 0 K: 1 S: 11	H: 1 LOB: 1 BB: 0 P: 15	R: 0 E: 0 K: 1 S: 7	H: 2 LOB: 1 BB: 0 P: 10	R: 0 E: 0 K: 0 S: 12	H: 2 LOB: 2 BB: 0 P: 17	R: 0 E: 0 K: 0 S: 12	H: 2 LOB: 2 BB: 0 P: 16	1B: 9 2B: 2 3B: 0 HR: 0	SF: 2 SAC: 1 DP: 0 HBP: 0	WP: 0 PB: 0 SB: 0 CS: 0	PA: 38
<b>PITCHER</b> Tomo Ohka, R ERA: 3.33	IP: 9.0 WLS: W BF: 38 H: 11 R: 2 ER: 2 SO: 3 BB: 0 IBB: 0 HBP: 0 BLK: 0 WP: 0 HR: 0 S: 79 P: 119 ERA: 2.00 WHIP: 1.222															<b>PITCHER</b>				

San Diego Padres @ Montreal Expos  
Olympic Stadium, Montreal, QB  
Sun Aug 18 2002, 1:35 PM EDT  
Att: 24,872 - Dome - 72 F

livebaseballscorecards.com

AB 35  
R 2  
H 11  
RBI 2  
BB 0  
SO 3  
LOB 15



Batter	1	2	3	4	5	6	7	8	9	AB	R	H	RBI	BB	SO	LOB	BOTTOM			
Brad Wilkerson, L OBP: 0.371, SLG: 0.465	2-2 1B			1-2 HR HBP				2-1 HR		4	2	2	1	0	1	2				
Jose Vidro, S OBP: 0.373, SLG: 0.482	2-2 F7			0-0 1-H HR		0-1 G3		3-1 WP 1B		5	2	3	4	0	0	1				
Vladimir Guerrero, R OBP: 0.412, SLG: 0.691	0-0 F8			3-1 PB 1B		2-3 K		1-1 F9		5	0	1	0	0	2	2				
Troy O'Leary, L OBP: 0.356, SLG: 0.408	1-1 G3			0-1 F9		1-3 K				4	1	1	0	0	1	2				
Wil Cordero, R OBP: 0.350, SLG: 0.427		4-1 E HR BB		1-2 P4		4-2 BB		3-3 K		2	1	0	0	2	1	1				
Orlando Cabrera, R OBP: 0.314, SLG: 0.362		1-1 E5 HR 1B		0-0 2-H 2B		0-1 F8		2-2 G5-3		4	1	2	1	0	0	2				
Jose Maclas, S OBP: 0.308, SLG: 0.398		1-1 1-H 3-H HR		0-3 K		4-0 BB		0-3 K		3	1	1	3	1	2	1				
Brian Schneider, L OBP: 0.317, SLG: 0.453		0-1 SH1-4 HR 2B		1-3 K		1-3 K		3-2 P3		4	1	1	0	0	2	2				
Tomo Ohka, S OBP: 0.182, SLG: 0.167		1-0 SH1-4		0-0 G6-3		1-3 K		2-3 K		3	0	0	0	0	2	1				
<b>Inning Stats</b>	R: 0 E: 0 K: 0 S: 12	H: 1 LOB: 1 BB: 0 P: 17	R: 5 E: 1 K: 1 S: 15	H: 4 LOB: 0 BB: 1 P: 26	R: 1 E: 0 K: 2 S: 13	H: 2 LOB: 1 BB: 0 P: 15	R: 2 E: 0 K: 0 S: 14	H: 2 LOB: 2 BB: 1 P: 22	R: 0 E: 0 K: 3 S: 9	H: 0 LOB: 1 BB: 1 P: 17	R: 0 E: 0 K: 2 S: 8	H: 0 LOB: 0 BB: 0 P: 11	R: 0 E: 0 K: 2 S: 10	H: 0 LOB: 0 BB: 0 P: 15	R: 1 E: 0 K: 1 S: 12	H: 2 LOB: 1 BB: 0 P: 23	1B: 4 2B: 3 3B: 0 HR: 4	SF: 0 SAC: 1 DP: 0 HBP: 1	WP: 1 PB: 1 SB: 0 CS: 0	PA: 39
<b>PITCHER</b> 44 Jake Peavy, R ERA: 5.34 Jason Kershner, L ERA: 6.89 Jeremy Fikac, R ERA: 4.69 Dennis Tankersley, R ERA: 7.79	IP: 3.1 WLS: L BF: 21 H: 9 R: 8 ER: 8 SO: 3 BB: 1 IBB: 0 HBP: 0 BLK: 0 WP: 0 HR: 3 S: 46 P: 68 ERA: 21.60 WHIP: 3.000															<b>PITCHER</b>				

San Diego Padres @ Montreal Expos  
Olympic Stadium, Montreal, QB  
Sun Aug 18 2002, 1:35 PM EDT  
Att: 24,872 - Dome - 72 F

livebaseballscorecards.com

AB 34  
R 9  
H 11  
RBI 9  
BB 3  
SO 11  
LOB 14





Batter	1	2	3	4	5	6	7	8	9	AB	R	H	RBI	BB	SO	LOB	TOP			
Ramón Vázquez, L (1,4) OBP: 0.350, SLG: 0.359										4	0	0	0	0	2	3				
Mark Kotsay, L (1,8) OBP: 0.361, SLG: 0.445										4	0	0	0	0	0	1				
Ryan Klesko, L (1,3) OBP: 0.382, SLG: 0.516										2	0	0	0	1	0	0				
Phil Nevin, R (1,5) OBP: 0.329, SLG: 0.433										3	0	0	0	0	1	1				
Bubba Trammell, R (1,9) OBP: 0.332, SLG: 0.401										3	0	1	0	0	0	0				
Gene Kingsale, S (1,7) OBP: 0.350, SLG: 0.441										3	0	0	0	0	1	2				
Deivi Cruz, R (1,6) OBP: 0.301, SLG: 0.380										3	0	1	0	0	0	1				
Mike Holtz, L (8,1)										0	0	0	0	0	0	0				
Tom Lampkin, L (1,2) OBP: 0.301, SLG: 0.348										2	0	0	0	1	1	0				
Brian Lawrence, R (1,1) OBP: 0.172, SLG: 0.132										0	0	0	0	0	0	0				
Brian Buchanan, R (6,PH) OBP: 0.310, SLG: 0.436										1	0	0	0	0	1	0				
Tom Davey, R (8,1)										0	0	0	0	0	0	0				
Julius Matos, R (8,6) OBP: 0.288, SLG: 0.307										1	0	0	0	0	0	0				
<b>Inning Stats</b>	R: 0 E: 0 K: 1 S: 6	H: 0 LOB: 0 BB: 0 P: 11	R: 0 E: 1 K: 1 S: 10	H: 0 LOB: 1 BB: 0 P: 15	R: 0 E: 0 K: 0 S: 8	H: 1 LOB: 1 BB: 1 P: 14	R: 0 E: 0 K: 0 S: 5	H: 0 LOB: 0 BB: 1 P: 10	R: 0 E: 0 K: 3 S: 10	H: 0 LOB: 0 BB: 0 P: 14	R: 0 E: 0 K: 1 S: 6	H: 0 LOB: 0 BB: 0 P: 7	R: 0 E: 0 K: 0 S: 7	H: 1 LOB: 0 BB: 0 P: 10	R: 0 E: 1 K: 0 S: 4	H: 0 LOB: 1 BB: 0 P: 5	1B: 2 2B: 2 3B: 0 HR: 0	SF: 0 SAC: 1 DP: 4 HBP: 0	WP: 0 PB: 0 SB: 0 CS: 1	PA: 29
<b>PITCHER</b> Bartolo Colon, R (1,1) ERA: 2.63	IP: 9.0 WLS: W BF: 29 H: 2 R: 0 ER: 0 SO: 6 BB: 2 IBB: 0 HBP: 0 BLK: 0 WP: 0 HR: 0 S: 62 P: 95 ERA: 0.00 WHIP: 0.444															<b>PITCHER</b>	IP: 9.0 WLS: W BF: 29 H: 2 R: 0 ER: 0 SO: 6 BB: 2 IBB: 0 HBP: 0 BLK: 0 WP: 0 HR: 0 S: 62 P: 95 ERA: 0.00 WHIP: 0.444			

San Diego Padres @ Montreal Expos  
Olympic Stadium, Montreal, QB  
Mon Aug 19 2002, 1:35 PM EDT  
Att: 8,266 - Dome - 72 F

AB 26  
R 0  
H 2  
RBI 0  
BB 2  
SO 6  
LOB 8



Batter	1	2	3	4	5	6	7	8	9	AB	R	H	RBI	BB	SO	LOB	BOTTOM	
Brad Wilkerson, L (1,8) OBP: 0.370, SLG: 0.466										4	1	1	0	0	1	1		
Jose Vidro, S (1,4) OBP: 0.372, SLG: 0.479										3	1	0	0	1	1	0		
Vladimir Guerrero, R (1,9) OBP: 0.410, SLG: 0.695										4	1	1	3	0	0	0		
Troy O'Leary, L (1,7) OBP: 0.364, SLG: 0.412										3	1	2	0	1	0	0		
Wil Cordero, R (1,3) OBP: 0.347, SLG: 0.422										4	0	1	0	0	2	2		
Orlando Cabrera, R (1,6) OBP: 0.313, SLG: 0.360										2	0	0	0	0	0	0		
Jose Macias, S (1,5) OBP: 0.306, SLG: 0.395										2	0	0	1	0	0	0		
Brian Schneider, L (1,2) OBP: 0.324, SLG: 0.461										2	0	1	0	1	0	0		
Bartolo Colon, R (1,1) OBP: 0.182, SLG: 0.156										3	0	0	0	0	3	3		
<b>Inning Stats</b>	R: 0 E: 0 K: 0 S: 7	H: 0 LOB: 0 BB: 0 P: 11	R: 1 E: 0 K: 1 S: 8	H: 2 LOB: 2 BB: 1 P: 13	R: 3 E: 0 K: 1 S: 9	H: 3 LOB: 0 BB: 1 P: 17	R: 0 E: 0 K: 1 S: 10	H: 1 LOB: 1 BB: 0 P: 11	R: 0 E: 0 K: 0 S: 7	H: 0 LOB: 1 BB: 1 P: 18	R: 0 E: 0 K: 3 S: 10	H: 0 LOB: 0 BB: 0 P: 14	R: 0 E: 0 K: 0 S: 8	H: 0 LOB: 0 BB: 0 P: 13	1B: 3 2B: 3 3B: 0 HR: 1	SF: 1 SAC: 1 DP: 1 HBP: 0	WP: 0 PB: 0 SB: 0 CS: 1	PA: 32
<b>PITCHER</b> Brian Lawrence, R (1,1) ERA: 3.36	IP: 5.0 WLS: L BF: 23 H: 6 R: 4 ER: 4 SO: 4 BB: 3 IBB: 0 HBP: 0 BLK: 0 WP: 0 HR: 1 S: 41 P: 70 ERA: 7.20 WHIP: 1.800															<b>PITCHER</b>	IP: 5.0 WLS: L BF: 23 H: 6 R: 4 ER: 4 SO: 4 BB: 3 IBB: 0 HBP: 0 BLK: 0 WP: 0 HR: 1 S: 41 P: 70 ERA: 7.20 WHIP: 1.800	
Tom Davey, R (6,1) ERA: 5.59	2.1 7 0 0 0 3 0 0 0 0 0 0 22 31 0.00 0.000																	
Mike Holtz, L (8,1) ERA: 4.7	0.2 2 0 0 0 0 0 0 0 0 0 0 3 6 0.00 0.000																	

San Diego Padres @ Montreal Expos  
Olympic Stadium, Montreal, QB  
Mon Aug 19 2002, 1:35 PM EDT  
Att: 8,266 - Dome - 72 F

AB 27  
R 4  
H 6  
RBI 4  
BB 3  
SO 7  
LOB 6





Batter	1	2	3	4	5	6	7	8	9	AB	R	H	RBI	BB	SO	LOB	TOP					
Rafael Furcal, S OBP: 0.335, SLG: 0.400	G6-3		G4-3				F9			4	1	1	0	0	0	2	<b>Atlanta Braves @ San Diego Padres</b> Qualcomm Stadium, San Diego, CA Tue Aug 20 2002, 10:05 PM EDT Att: 21,440 - Cloudy - 72 F					
Julio Franco, R OBP: 0.356, SLG: 0.411	BB		K				K			4	0	2	1	0	2	2						
Gary Sheffield, R OBP: 0.392, SLG: 0.512	BB		K				FC4			3	0	0	0	1	1	2						
10 Chipper Jones, S OBP: 0.429, SLG: 0.521	G4-6-3						FC4			4	1	1	0	0	0	2						
Andruw Jones, R OBP: 0.367, SLG: 0.486										4	0	1	0	0	1	0						
Vinny Castilla, R OBP: 0.285, SLG: 0.343										2	0	0	1	1	0	1						
Javy Lopez, R OBP: 0.292, SLG: 0.350										4	0	0	0	0	1	3						
Keith Lockhart, L OBP: 0.281, SLG: 0.347										4	0	1	0	0	0	1						
Damian Moss, R OBP: 0.143, SLG: 0.103										2	0	1	0	0	0	0						
Matt Franco, L OBP: 0.407, SLG: 0.571										1	0	0	0	0	0	1						
Darren Holmes, R OBP: 0.350, SLG: 0.441										0	0	0	0	0	0	0						
Albie Lopez, R OBP: 0.143, SLG: 0.143										0	0	0	0	0	0	0						
<b>Inning Stats</b>	R: 0 E: 0 K: 0 S: 6	H: 1 LOB: 1 BB: 1 P: 13	R: 0 E: 0 K: 1 S: 7	H: 0 LOB: 1 BB: 1 P: 13	R: 0 E: 0 K: 2 S: 13	H: 1 LOB: 1 BB: 0 P: 21	R: 1 E: 0 K: 0 S: 8	H: 2 LOB: 0 BB: 0 P: 15	R: 1 E: 0 K: 0 S: 11	H: 2 LOB: 1 BB: 0 P: 17	R: 0 E: 1 K: 1 S: 6	H: 0 LOB: 1 BB: 0 P: 9	R: 0 E: 0 K: 1 S: 8	H: 1 LOB: 1 BB: 0 P: 11	R: 0 E: 0 K: 0 S: 4	H: 0 LOB: 0 BB: 0 P: 4	R: 0 E: 0 K: 0 S: 5	H: 0 LOB: 0 BB: 0 P: 6	1B: 5 2B: 2 3B: 0 HR: 0	SF: 1 SAC: 0 DP: 2 HBP: 0	WP: 1 PB: 0 SB: 0 CS: 0	PA: 35
<b>PITCHER</b> Brett Tomko, R ERA: 4.22	IP: 9.0 WLS: W BF: 35 H: 7 R: 2 ER: 2 SO: 5 BB: 2 IBB: 0 HBP: 0 BLK: 0 WP: 1 HR: 0 S: 68 P: 109 ERA: 2.00 WHIP: 1.000															<b>PITCHER</b>						

Batter	1	2	3	4	5	6	7	8	9	AB	R	H	RBI	BB	SO	LOB	BOTTOM			
Mark Kotsay, L OBP: 0.362, SLG: 0.450	CS		1B				F9			4	2	2	0	0	0	0	<b>Atlanta Braves @ San Diego Padres</b> Qualcomm Stadium, San Diego, CA Tue Aug 20 2002, 10:05 PM EDT Att: 21,440 - Cloudy - 72 F			
Julius Matos, R OBP: 0.294, SLG: 0.309	SH1-3		3B				G6-3			2	0	1	1	0	0	1				
Phil Nevin, R OBP: 0.325, SLG: 0.427	G5-3		1B				HBP			4	0	0	1	0	0	2				
Ryan Klesko, L OBP: 0.381, SLG: 0.512	HR		K				F7			3	1	0	0	1	1	0				
Ron Gant, R OBP: 0.352, SLG: 0.535	HR									4	2	3	3	0	1	0				
Bubba Trammell, R OBP: 0.331, SLG: 0.399	F8									4	0	1	0	0	0	1				
Gene Kingsale, S OBP: 0.350, SLG: 0.441										0	0	0	0	0	0	0				
Deivi Cruz, R OBP: 0.305, SLG: 0.381										2	1	1	0	1	0	0				
Wil Nieves, R OBP: 0.216, SLG: 0.229										4	0	1	1	0	0	3				
Brett Tomko, R OBP: 0.222, SLG: 0.245										3	0	0	0	0	1	1				
<b>Inning Stats</b>	R: 3 E: 0 K: 0 S: 10	H: 2 LOB: 0 BB: 1 P: 18	R: 0 E: 0 K: 0 S: 5	H: 0 LOB: 0 BB: 0 P: 8	R: 1 E: 0 K: 1 S: 9	H: 2 LOB: 0 BB: 0 P: 13	R: 0 E: 0 K: 1 S: 12	H: 1 LOB: 1 BB: 0 P: 17	R: 0 E: 0 K: 0 S: 8	H: 0 LOB: 1 BB: 0 P: 15	R: 2 E: 0 K: 1 S: 11	H: 2 LOB: 1 BB: 1 P: 19	R: 0 E: 1 K: 0 S: 7	H: 0 LOB: 0 BB: 0 P: 9	R: 0 E: 0 K: 0 S: 11	H: 2 LOB: 2 BB: 0 P: 17	1B: 5 2B: 0 3B: 2 HR: 2	SF: 0 SAC: 1 DP: 2 HBP: 2	WP: 2 PB: 0 SB: 0 CS: 2	PA: 35
<b>PITCHER</b> Damian Moss, L ERA: 3.31	IP: 6.0 WLS: L BF: 27 H: 7 R: 6 ER: 3 SO: 3 BB: 2 IBB: 0 HBP: 2 BLK: 0 WP: 1 HR: 2 S: 55 P: 90 ERA: 4.50 WHIP: 1.500															<b>PITCHER</b>				
Darren Holmes, R ERA: 2.03	IP: 1.0 WLS: 0 BF: 3 H: 0 R: 0 ER: 0 SO: 0 BB: 0 IBB: 0 HBP: 0 BLK: 0 WP: 0 HR: 0 S: 7 P: 9 ERA: 0.00 WHIP: 0.000																			
Albie Lopez, R ERA: 4.89	IP: 1.0 WLS: 0 BF: 5 H: 2 R: 0 ER: 0 SO: 0 BB: 0 IBB: 0 HBP: 0 BLK: 0 WP: 1 HR: 0 S: 11 P: 17 ERA: 0.00 WHIP: 2.000																			

AB 32  
R 2  
H 7  
RBI 2  
BB 2  
SO 5  
LOB 14



AB 30  
R 6  
H 9  
RBI 6  
BB 2  
SO 3  
LOB 8





Batter	1	2	3	4	5	6	7	8	9	AB	R	H	RBI	BB	SO	LOB	TOP								
Rafael Furcal, S OBP: 0.336, SLG: 0.400	G6-3		F7		E5		G3		1B	5	2	2	0	0	0	0	<b>Atlanta Braves @ San Diego Padres</b> Qualcomm Stadium, San Diego, CA Wed Aug 21 2002, 10:05 PM EDT Att: 22,471 - Cloudy - 72 F								
Matt Franco, L OBP: 0.413, SLG: 0.569	G6-3		BB		HR		K		1B	4	1	2	0	1	1	0									
Gary Sheffield, R OBP: 0.398, SLG: 0.532	HR		BB		HR				2B	3	2	3	5	2	0	0									
10 Chipper Jones, S OBP: 0.431, SLG: 0.520	BB		G4-6-3		HR		G3		2B	3	0	1	0	2	0	3									
Andruw Jones, R OBP: 0.365, SLG: 0.481	F7				G6-4-3				1BB	4	0	0	0	1	1	5									
Vinny Castilla, R OBP: 0.297, SLG: 0.343										3	0	1	0	1	0	1									
Javy Lopez, R OBP: 0.288, SLG: 0.345	K		L8				FC9-6			4	0	0	0	0	2	2									
Mark DeRosa, R OBP: 0.345, SLG: 0.408	F9				1B		K		G5-3	4	1	1	0	0	1	2									
Kevin Millwood, R OBP: 0.189, SLG: 0.302	K				K		G4-3		L4	3	0	0	0	0	2	3									
Darren Bragg, L OBP: 0.329, SLG: 0.362 29 John Smoltz, R OBP: 0.347, SLG: 0.434										1	0	0	0	0	0	0									
										0	0	0	0	0	0	0									
<b>Inning Stats</b>	R: 1 E: 0 K: 0 S: 9	H: 1 LOB: 1 BB: 1 P: 18	R: 0 E: 0 K: 2 S: 11	H: 0 LOB: 1 BB: 1 P: 19	R: 0 E: 0 K: 0 S: 6	H: 1 LOB: 1 BB: 1 P: 11	R: 0 E: 0 K: 0 S: 5	H: 0 LOB: 0 BB: 1 P: 12	R: 4 E: 1 K: 1 S: 9	H: 4 LOB: 0 BB: 1 P: 22	R: 0 E: 0 K: 1 S: 8	H: 1 LOB: 1 BB: 0 P: 8	R: 0 E: 0 K: 1 S: 7	H: 0 LOB: 1 BB: 1 P: 16	R: 0 E: 0 K: 1 S: 10	H: 0 LOB: 0 BB: 0 P: 16	R: 1 E: 0 K: 1 S: 17	H: 3 LOB: 3 BB: 1 P: 28	1B: 7 2B: 1 3B: 0 HR: 2	SF: 0 SAC: 0 DP: 2 HBP: 0	WP: 0 PB: 0 SB: 0 CS: 1	PA: 41			
<b>PITCHER</b>	IP	WLS	BF	H	R	ER	SO	BB	IBB	HBP	BLK	WP	HR	S	P	ERA	WHIP								
Dennis Tankersley, R ERA: 7.94	5.0	L	23	6	5	5	3	5	0	0	0	0	2	40	82	9.00	2.200								
Jonathan Johnson, R ERA:	2.0		8	1	0	0	2	1	0	0	0	0	0	15	24	0.00	1.000								
Jeremy Fikac, R ERA: 4.68	2.0		10	3	1	1	2	0	1	0	0	0	0	27	44	4.50	1.500								

AB	34
R	6
H	10
RBI	5
BB	7
SO	7
LOB	16



Batter	1	2	3	4	5	6	7	8	9	AB	R	H	RBI	BB	SO	LOB	BOTTOM								
Ramón Vázquez, L OBP: 0.354, SLG: 0.360	G4-3			HR						2	1	1	0	2	0	0	<b>Atlanta Braves @ San Diego Padres</b> Qualcomm Stadium, San Diego, CA Wed Aug 21 2002, 10:05 PM EDT Att: 22,471 - Cloudy - 72 F								
Mark Kotsay, L OBP: 0.381, SLG: 0.455 Jeremy Fikac, R OBP: 0.347, SLG: 0.434	K			HR			K			4	1	1	2	0	3	2									
Ryan Klesko, L OBP: 0.380, SLG: 0.509	F8									4	1	1	0	0	0	0									
Phil Nevin, R OBP: 0.324, SLG: 0.424										4	0	1	0	0	2	0									
Ron Gant, R OBP: 0.351, SLG: 0.530	F7									4	0	1	0	0	0	2									
Gene Kingsale, S OBP: 0.347, SLG: 0.434										2	0	0	1	1	1	0									
Deivi Cruz, R OBP: 0.302, SLG: 0.377										4	0	0	0	0	1	3									
Tom Lampkin, L OBP: 0.296, SLG: 0.342										4	0	0	0	0	0	0									
Dennis Tankersley, R OBP: 0.308, SLG: 0.615 Brian Buchanan, R OBP: 0.309, SLG: 0.434 Jonathan Johnson, R OBP: 0.347, SLG: 0.434 Trenidad Hubbard, R OBP: 0.286, SLG: 0.269										1	0	0	0	0	1	0									
										1	0	0	0	0	0	0									
										0	0	0	0	0	0	0									
										1	0	1	0	0	0	0									
<b>Inning Stats</b>	R: 0 E: 0 K: 1 S: 6	H: 0 LOB: 0 BB: 0 P: 13	R: 0 E: 0 K: 2 S: 7	H: 0 LOB: 0 BB: 0 P: 8	R: 0 E: 0 K: 1 S: 11	H: 0 LOB: 0 BB: 0 P: 13	R: 2 E: 0 K: 1 S: 15	H: 3 LOB: 2 BB: 1 P: 23	R: 0 E: 0 K: 1 S: 8	H: 0 LOB: 1 BB: 1 P: 14	R: 1 E: 0 K: 0 S: 8	H: 2 LOB: 1 BB: 0 P: 11	R: 0 E: 0 K: 1 S: 5	H: 1 LOB: 1 BB: 1 P: 9	R: 0 E: 0 K: 0 S: 3	H: 0 LOB: 0 BB: 0 P: 5	R: 0 E: 0 K: 1 S: 8	H: 0 LOB: 0 BB: 0 P: 8	1B: 5 2B: 0 3B: 0 HR: 1	SF: 1 SAC: 0 DP: 0 HBP: 0	WP: 0 PB: 0 SB: 0 CS: 1	PA: 35			
<b>PITCHER</b>	IP	WLS	BF	H	R	ER	SO	BB	IBB	HBP	BLK	WP	HR	S	P	ERA	WHIP								
Kevin Millwood, R ERA: 3.27	8.0	W	32	6	3	3	7	3	0	0	0	0	0	63	96	3.38	1.125								
29 John Smoltz, R ERA: 3.74	1.0	S	3	0	0	0	1	0	0	0	0	0	0	8	8	0.00	0.000								





Batter	1	2	3	4	5	6	7	8	9	AB	R	H	RBI	BB	SO	LOB	TOP				
Rafael Furcal, S OBP: 0.340, SLG: 0.404			G1-3							5	0	4	1	0	0	0	<b>Atlanta Braves @ San Diego Padres</b> Qualcomm Stadium, San Diego, CA Thu Aug 22 2002, 5:05 PM EDT Att: 23,569 - Sunny - 78 F				
Julio Franco, R OBP: 0.354, SLG: 0.408			G5-3		SF9				L9	4	0	1	1	0	1	2					
Gary Sheffield, R OBP: 0.396, SLG: 0.528			G6-3		F9				F7	5	0	1	0	0	0	2					
10 Chipper Jones, S OBP: 0.429, SLG: 0.516				F3		F8				3	0	0	0	1	0	2					
Andruw Jones, R OBP: 0.363, SLG: 0.478 Chris Hammond, L (7, 1)			G6-3							3	0	0	0	0	2	2					
Matt Franco, L OBP: 0.417, SLG: 0.572 Kevin Gryboski, R (8, 1)										1	0	1	0	0	0	0					
Vinny Castilla, R OBP: 0.289, SLG: 0.345				G6-3		G4-3				4	0	2	0	0	0	0					
Javy Lopez, R OBP: 0.284, SLG: 0.340		G5-4-3			G6-3		G6-3		F9	4	0	0	0	0	0	4					
Mark DeRosa, R OBP: 0.356, SLG: 0.410									G4-3	2	1	1	0	1	0	3					
Jason Marquis, L OBP: 0.181, SLG: 0.226 Kerry Ligtenberg, R (3, 1) Marcus Giles, R OBP: 0.316, SLG: 0.398 Albie Lopez, R OBP: 0.174, SLG: 0.148 Darren Dreifort, L OBP: 0.224, SLG: 0.337 (7, 8)										1	0	0	0	0	0	1					
<b>Inning Stats</b>	R: 0 E: 0 K: 2 S: 15	H: 2 LOB: 2 BB: 0 P: 19	R: 0 E: 0 K: 0 S: 8	H: 1 LOB: 1 BB: 1 P: 13	R: 0 E: 0 K: 0 S: 4	H: 0 LOB: 0 BB: 0 P: 6	R: 0 E: 0 K: 0 S: 3	H: 0 LOB: 0 BB: 0 P: 5	R: 2 E: 0 K: 1 S: 11	H: 1 LOB: 1 BB: 1 P: 24	R: 0 E: 0 K: 1 S: 6	H: 0 LOB: 0 BB: 0 P: 10	R: 0 E: 0 K: 1 S: 11	H: 3 LOB: 2 BB: 0 P: 13	R: 0 E: 0 K: 0 S: 12	H: 2 LOB: 3 BB: 1 P: 21	R: 0 E: 0 K: 1 S: 10	H: 1 LOB: 1 BB: 0 P: 17	1B: 10 2B: 0 3B: 0 HR: 0	SF: 1 SAC: 0 DP: 1 HBP: 1	WP: 0 PA: 39 CS: 0
<b>PITCHER</b>	IP WLS BF H R ER SO BB IBB HBP BLK WP HR S P ERA WHIP																				
Mike Bynum, L ERA: 4.28	(1, 1) 6.2 W 28 6 2 2 4 2 0 1 0 0 0 0 56 88 2.70 1.200																				
Tom Davey, R ERA: 5.4	(7, 1) 0.2 H 3 1 0 0 0 1 0 0 0 0 0 0 5 12 0.00 3.000																				
Mike Holtz, L ERA: 4.7	(8, 1) 0.0 1 1 0 0 0 0 0 0 0 0 0 0 2 3 ∞ ∞																				
Brandon Villafuerte, R ERA: 1.72	(8, 1) 0.2 H 3 1 0 0 0 0 0 0 0 0 0 0 7 8 0.00 1.500																				
Jason Kershner, L ERA: 6.48	(9, 1) 1.0 4 1 0 0 1 0 0 0 0 0 0 0 10 17 0.00 1.000																				

AB 34  
R 2  
H 10  
RBI 2  
BB 3  
SO 5  
LOB 17



Batter	1	2	3	4	5	6	7	8	9	AB	R	H	RBI	BB	SO	LOB	BOTTOM
Ramón Vázquez, L OBP: 0.358, SLG: 0.362										4	1	2	0	1	1	0	<b>Atlanta Braves @ San Diego Padres</b> Qualcomm Stadium, San Diego, CA Thu Aug 22 2002, 5:05 PM EDT Att: 23,569 - Sunny - 78 F
Gene Kingsale, S OBP: 0.364, SLG: 0.462										4	4	3	1	1	0	1	
Ryan Klesko, L OBP: 0.384, SLG: 0.511										3	2	2	1	2	1	1	
Phil Nevin, R OBP: 0.325, SLG: 0.423			G1-3	F3			SF			3	2	1	2	1	0	4	
Bubba Trammell, R OBP: 0.332, SLG: 0.398					F9					4	0	1	2	1	1	3	
Brian Buchanan, R OBP: 0.312, SLG: 0.432 Trenidad Hubbard, R OBP: 0.291, SLG: 0.215			F7							3	0	1	1	1	1	2	
Deivi Cruz, R OBP: 0.376 Jason Kershner, L (9, 1)		F9			G6-3					4	0	1	1	0	1	2	
Tom Lampkin, L OBP: 0.292, SLG: 0.336		G6-3					F7	G4-3		4	0	0	0	0	1	2	
Mike Bynum, L ERA: 4.77 Tom Davey, R ERA: 2.53 Albie Lopez, R ERA: 4.93 Chris Hammond, L ERA: 1.17 Kevin Gryboski, R ERA: 2.88				G4-3			L8		F8	3	0	0	0	0	1	0	
<b>Inning Stats</b>	R: 2 E: 0 K: 0 S: 12	H: 4 LOB: 2 BB: 0 P: 15	R: 0 E: 0 K: 1 S: 8	H: 0 LOB: 0 BB: 0 P: 9	R: 2 E: 0 K: 1 S: 16	H: 2 LOB: 2 BB: 2 P: 32	R: 0 E: 0 K: 1 S: 17	H: 1 LOB: 3 BB: 2 P: 27	R: 0 E: 0 K: 1 S: 7	H: 0 LOB: 0 BB: 0 P: 13	R: 2 E: 1 K: 2 S: 17	H: 2 LOB: 2 BB: 1 P: 27	R: 3 E: 0 K: 1 S: 14	H: 3 LOB: 2 BB: 2 P: 29	1B: 11 2B: 0 3B: 1 HR: 0	SF: 1 SAC: 0 DP: 0 HBP: 0	
<b>PITCHER</b>	IP WLS BF H R ER SO BB IBB HBP BLK WP HR S P ERA WHIP																
Jason Marquis, R ERA: 4.77	(1, 1) 2.1 L 13 6 4 0 2 9 4 0 0 0 0 0 29 44 15.43 3.000																
Kerry Ligtenberg, R ERA: 2.53	(3, 1) 1.2 9 1 0 0 2 3 0 0 0 0 0 0 24 39 0.00 2.400																
Albie Lopez, R ERA: 4.93	(5, 1) 2.0 6 0 0 0 2 0 0 0 0 0 0 0 15 24 0.00 0.000																
Chris Hammond, L ERA: 1.17	(7, 1) 1.0 7 2 2 2 0 2 1 0 0 0 0 0 0 17 27 0.00 3.000																
Kevin Gryboski, R ERA: 2.88	(8, 1) 1.0 8 3 3 3 1 2 0 0 0 0 0 0 0 14 29 27.00 5.000																

AB 35  
R 9  
H 12  
RBI 9  
BB 7  
SO 8  
LOB 17









Batter	1	2	3	4	5	6	7	8	9	AB	R	H	RBI	BB	SO	LOB	TOP					
Luis Castillo, S OBP: 0.365, SLG: 0.370										5	1	1	0	0	1	3						
Andy Fox, L OBP: 0.332, SLG: 0.322										5	2	2	1	0	1	1						
Kevin Millar, R OBP: 0.343, SLG: 0.465										4	1	2	2	1	0	0						
Preston Wilson, R OBP: 0.335, SLG: 0.426										5	0	0	0	0	3	4						
Derrek Lee, R OBP: 0.358, SLG: 0.468										3	2	1	3	2	2	1						
Juan Encarnacion, R OBP: 0.327, SLG: 0.443										2	0	1	1	1	0	0						
Mike Lowell, R OBP: 0.356, SLG: 0.457										5	1	2	0	0	0	4						
Mike Redmond, R OBP: 0.394, SLG: 0.408										4	1	2	0	0	1	2						
Julian Tavarez, L OBP: 0.206, SLG: 0.156										2	0	1	1	0	1	1						
Eric Owens, R OBP: 0.326, SLG: 0.360										1	0	0	0	0	0	1						
Vladimir Nunez, R OBP: 0.250, SLG: 0.250										0	0	0	0	0	0	0						
Braden Looper, R OBP: 0.250, SLG: 0.250										0	0	0	0	0	0	0						
<b>Inning Stats</b>	R: 3 E: 0 K: 0 S: 12	H: 3 LOB: 0 BB: 0 P: 18	R: 1 E: 0 K: 0 S: 7	H: 1 LOB: 0 BB: 0 P: 12	R: 0 E: 0 K: 3 S: 12	H: 0 LOB: 1 BB: 1 P: 20	R: 0 E: 0 K: 1 S: 14	H: 3 LOB: 2 BB: 0 P: 21	R: 1 E: 0 K: 1 S: 13	H: 1 LOB: 2 BB: 1 P: 23	R: 2 E: 0 K: 1 S: 14	H: 3 LOB: 1 BB: 0 P: 19	R: 1 E: 0 K: 1 S: 18	H: 1 LOB: 1 BB: 1 P: 27	R: 0 E: 0 K: 0 S: 6	H: 0 LOB: 0 BB: 0 P: 9	R: 0 E: 0 K: 2 S: 10	H: 0 LOB: 1 BB: 1 P: 15	1B: 7 2B: 3 3B: 1 HR: 1	SF: 1 SAC: 1 DP: 1 HBP: 1	WP: 0 PB: 0 SB: 1 CS: 0	PA: 43
<b>PITCHER</b>	IP WLS BF H R ER SO BB IBB HBP BLK WP HR S P ERA WHIP																					
Brian Lawrence, R ERA: 3.6	(1, 1) 5.2 L 30 11 7 0 0 6 2 0 1 0 0 0 1 69 110 11.12 2.294																					
Jeremy Fikac, R ERA: 4.66	(6, 1) 0.1 1 0 0 0 0 0 0 0 0 0 0 0 0 3 3 0.00 0.000																					
Tom Davey, R ERA: 5.57	(7, 1) 1.0 5 1 1 1 1 1 1 0 0 0 0 0 0 18 27 9.00 2.000																					
Jason Kershner, L ERA: 5.79	(8, 1) 1.0 3 0 0 0 0 0 0 0 0 0 0 0 0 6 9 0.00 0.000																					
Jonathan Johnson, R ERA:	(9, 1) 1.0 4 0 0 0 0 2 1 0 0 0 0 0 0 10 15 0.00 1.000																					

Florida Marlins @ San Diego Padres  
Qualcomm Stadium, San Diego, CA  
Sat Aug 24 2002, 10:05 PM EDT  
Att: 25,489 - Sunny - 77 F

AB	36
R	8
H	12
RBI	8
BB	4
SO	9
LOB	17



Batter	1	2	3	4	5	6	7	8	9	AB	R	H	RBI	BB	SO	LOB	BOTTOM					
Ramón Vázquez, L OBP: 0.355, SLG: 0.357										5	0	0	1	0	0	2						
Mark Kotsay, L OBP: 0.360, SLG: 0.452										5	0	1	0	0	0	2						
Ryan Klesko, L OBP: 0.384, SLG: 0.509										4	1	1	0	0	0	1						
Phil Nevin, R OBP: 0.332, SLG: 0.432										4	1	3	1	0	0	0						
Ron Gant, R OBP: 0.364, SLG: 0.525										4	0	2	0	0	1	1						
Bubba Trammell, R OBP: 0.334, SLG: 0.416										4	0	0	1	0	1	4						
Deivi Cruz, R OBP: 0.305, SLG: 0.384										4	2	2	1	0	0	1						
Tom Lampkin, L OBP: 0.304, SLG: 0.343										3	0	2	0	1	0	0						
Brian Lawrence, R ERA: 3.6	(1, 1) 6.0 W 29 11 4 4 0 0 1 0 0 0 0 0 1 62 104 6.00 2.000																					
Vladimir Nunez, R ERA: 3.58	(7, 1) 2.0 6 0 0 0 0 0 0 0 0 0 0 0 9 14 0.00 0.000																					
Braden Looper, R ERA: 3.68	(9, 1) 1.0 3 0 0 0 0 0 0 0 0 0 0 0 7 11 0.00 0.000																					
<b>Inning Stats</b>	R: 0 E: 0 K: 0 S: 7	H: 1 LOB: 0 BB: 0 P: 11	R: 1 E: 0 K: 0 S: 12	H: 2 LOB: 2 BB: 1 P: 21	R: 1 E: 0 K: 1 S: 13	H: 3 LOB: 2 BB: 0 P: 21	R: 1 E: 1 K: 0 S: 9	H: 2 LOB: 1 BB: 0 P: 15	R: 0 E: 0 K: 1 S: 9	H: 1 LOB: 1 BB: 0 P: 14	R: 1 E: 0 K: 1 S: 12	H: 2 LOB: 1 BB: 0 P: 22	R: 0 E: 0 K: 0 S: 5	H: 0 LOB: 0 BB: 0 P: 8	R: 0 E: 0 K: 0 S: 4	H: 0 LOB: 0 BB: 0 P: 6	R: 0 E: 0 K: 0 S: 7	H: 0 LOB: 0 BB: 0 P: 11	1B: 8 2B: 2 3B: 0 HR: 1	SF: 0 SAC: 1 DP: 1 HBP: 0	WP: 0 PB: 1 SB: 0 CS: 0	PA: 38
<b>PITCHER</b>	IP WLS BF H R ER SO BB IBB HBP BLK WP HR S P ERA WHIP																					
Julian Tavarez, R ERA: 5.51	(1, 1) 6.0 W 29 11 4 4 0 0 1 0 0 0 0 0 1 62 104 6.00 2.000																					
Vladimir Nunez, R ERA: 3.58	(7, 1) 2.0 6 0 0 0 0 0 0 0 0 0 0 0 9 14 0.00 0.000																					
Braden Looper, R ERA: 3.68	(9, 1) 1.0 3 0 0 0 0 0 0 0 0 0 0 0 7 11 0.00 0.000																					

Florida Marlins @ San Diego Padres  
Qualcomm Stadium, San Diego, CA  
Sat Aug 24 2002, 10:05 PM EDT  
Att: 25,489 - Sunny - 77 F

AB	36
R	4
H	11
RBI	4
BB	1
SO	3
LOB	14





Batter	1	2	3	4	5	6	7	8	9	AB	R	H	RBI	BB	SO	LOB	TOP					
Luis Castillo, S OBP: 0.367, SLG: 0.373	G4-3		1B	L9		CS		2H		5	1	3	1	0	0	0	<b>Florida Marlins @ San Diego Padres</b> Qualcomm Stadium, San Diego, CA Sun Aug 25 2002, 5:00 PM EDT Att: 22,448 - Sunny - 77 F					
Andy Fox, L OBP: 0.335, SLG: 0.324	G5-3		SF8		HR	P4		K		4	2	2	0	0	1	2						
Kevin Millar, R OBP: 0.344, SLG: 0.473 Braden Loper, R	G5-3		SF8		HR			K		5	2	2	3	0	2	1						
Derrek Lee, R OBP: 0.360, SLG: 0.467		G6-3	SF8		K					3	0	1	0	2	1	0						
Mike Lowell, R OBP: 0.352, SLG: 0.453	G5-3		SF8		G4-3			K		4	0	0	1	0	2	2						
Juan Encarnacion, R OBP: 0.327, SLG: 0.449	1B		E6		HR			K		5	1	2	1	0	2	3						
Eric Owens, R OBP: 0.331, SLG: 0.364	1B		P4		1B			SH1-3		4	1	3	0	0	0	2						
Charles Johnson, R OBP: 0.311, SLG: 0.353	G4-3				K			SH1-3		3	0	0	0	0	1	3						
Brad Penny, R OBP: 0.156, SLG: 0.167 Horacio Echarri, R OBP: 0.263, SLG: 0.287 Graeme Lloyd, L OBP: 0.287, SLG: 0.302 Toby Borland, R OBP: 0.287, SLG: 0.302 Armando Almanza, L OBP: 0.287, SLG: 0.302 Preston Wilson, R OBP: 0.287, SLG: 0.302			K		K			G5-3		2	0	0	0	0	2	0						
<b>Inning Stats</b>	R: 0 E: 0 K: 0 S: 8	H: 1 LOB: 0 BB: 0 P: 13	R: 0 E: 0 K: 0 S: 9	H: 2 LOB: 2 BB: 0 P: 14	R: 3 E: 1 K: 1 S: 14	H: 3 LOB: 2 BB: 1 P: 25	R: 0 E: 0 K: 1 S: 9	H: 0 LOB: 0 BB: 0 P: 14	R: 3 E: 0 K: 2 S: 13	H: 3 LOB: 1 BB: 0 P: 20	R: 0 E: 0 K: 1 S: 10	H: 1 LOB: 0 BB: 0 P: 15	R: 0 E: 0 K: 3 S: 13	H: 0 LOB: 1 BB: 1 P: 21	R: 1 E: 0 K: 1 S: 11	H: 2 LOB: 1 BB: 0 P: 15		R: 0 E: 0 K: 3 S: 14	H: 1 LOB: 1 BB: 0 P: 18	1B: 11 2B: 0 3B: 0 HR: 2	SF: 1 SAC: 1 DP: 0 HBP: 1	WP: 0 PB: 0 SB: 1 CS: 1
<b>PITCHER</b>	IP WLS BF H R ER SO BB IBB HBP BLK WP HR S P ERA WHIP																					
Brett Tomko, R ERA: 4.37	4.2 25 9 6 5 3 1 0 1 0 0 2 50 83 9.64 2.143																					
Jeremy Fikac, R ERA: 4.63	0.1 1 0 0 0 1 0 0 0 0 0 0 0 3 3 0.00 0.000																					
Jonathan Johnson, R ERA:	2.0 7 1 0 0 4 1 0 0 0 0 0 0 23 36 0.00 1.000																					
Brandon Villafuerte, R ERA: 2.16	1.0 L 5 2 1 1 1 0 0 0 0 0 0 0 11 15 9.00 2.000																					
Trevor Hoffman, R ERA: 2.86	1.0 4 1 0 0 3 0 0 0 0 0 0 0 14 18 0.00 1.000																					

Batter	1	2	3	4	5	6	7	8	9	AB	R	H	RBI	BB	SO	LOB	BOTTOM					
Ramón Vázquez, L OBP: 0.351, SLG: 0.352	F7		G4-3		G3	K		SH1-4		4	0	0	0	0	1	0	<b>Florida Marlins @ San Diego Padres</b> Qualcomm Stadium, San Diego, CA Sun Aug 25 2002, 5:00 PM EDT Att: 22,448 - Sunny - 77 F					
Mark Kotsay, L OBP: 0.382, SLG: 0.454	G3-1		1B		HR	1B		K		5	1	3	0	0	1	3						
Ryan Klesko, L OBP: 0.382, SLG: 0.513	K		G3		HR	1B		2-1		5	1	1	2	0	2	2						
Phil Nevin, R OBP: 0.336, SLG: 0.438		SF7		G6-4-3	G3-1	F9		K		5	3	3	0	0	1	1						
Gene Kingsale, S OBP: 0.376, SLG: 0.461		1B		G6-4-3	G3-1			G3-1		5	0	3	0	0	0	1						
Brian Buchanan, R OBP: 0.316, SLG: 0.445		1B		G6-4-3	1B			G4-3		4	1	1	0	1	0	3						
Deivi Cruz, R OBP: 0.307, SLG: 0.389		SF7		1-2	1B			G3		3	0	2	3	0	0	0						
Wiki Gonzalez, R OBP: 0.376, SLG: 0.351 Trenidad Hubbard, R OBP: 0.287, SLG: 0.270 Trevor Hoffman, R OBP: 0.287, SLG: 0.302		G5-4-3		IBB		SH1-4		K		3	0	1	1	1	1	2						
Brett Tomko, R OBP: 0.214, SLG: 0.236 Jeremy Fikac, R OBP: 0.287, SLG: 0.302 Ron Gant, R OBP: 0.287, SLG: 0.302 Jonathan Johnson, R OBP: 0.287, SLG: 0.302 Brandon Villafuerte, R OBP: 0.287, SLG: 0.302 Julius Matos, R OBP: 0.287, SLG: 0.302 Tom Lampkin, L OBP: 0.287, SLG: 0.302			L3		G6-3			SH1-4		2	0	0	0	0	0	2						
<b>Inning Stats</b>	R: 0 E: 0 K: 1 S: 9	H: 0 LOB: 0 BB: 0 P: 10	R: 1 E: 0 K: 0 S: 12	H: 3 LOB: 1 BB: 0 P: 17	R: 0 E: 0 K: 0 S: 17	H: 1 LOB: 1 BB: 0 P: 24	R: 1 E: 0 K: 0 S: 10	H: 3 LOB: 2 BB: 1 P: 15	R: 4 E: 0 K: 1 S: 16	H: 5 LOB: 2 BB: 1 P: 29	R: 0 E: 0 K: 2 S: 10	H: 1 LOB: 1 BB: 0 P: 15	R: 0 E: 0 K: 0 S: 8	H: 0 LOB: 0 BB: 0 P: 14	R: 0 E: 0 K: 2 S: 9	H: 1 LOB: 3 BB: 0 P: 13		R: 0 E: 0 K: 1 S: 12	H: 1 LOB: 1 BB: 0 P: 19	1B: 12 2B: 2 3B: 0 HR: 1	SF: 1 SAC: 1 DP: 2 HBP: 0	WP: 1 PB: 0 SB: 0 CS: 0
<b>PITCHER</b>	IP WLS BF H R ER SO BB IBB HBP BLK WP HR S P ERA WHIP																					
Brad Penny, R ERA: 4.56	5.0 27 12 8 6 2 1 1 0 0 0 0 0 10 15 10.80 2.600																					
Graeme Lloyd, L ERA: 4.6	1.0 4 1 0 0 2 0 0 0 0 0 0 0 10 15 0.00 1.000																					
Toby Borland, R ERA:	1.0 W 3 0 0 0 0 0 0 0 0 0 0 0 8 14 0.00 0.000																					
Armando Almanza, L ERA: 4.19	1.0 H 5 1 0 0 2 0 0 0 0 1 0 9 13 0.00 1.000																					
Braden Loper, R ERA: 3.63	1.0 S 4 1 0 0 1 0 0 0 0 0 0 0 12 19 0.00 1.000																					



Batter	1	2	3	4	5	6	7	8	9	AB	R	H	RBI	BB	SO	LOB	TOP								
Mark Kotsay, L OBP: 0.364, SLG: 0.454 (1, 8)	 2-3	 0-2		 1-2		 0-0	 1-2	 3-2		4	1	2	1	0	1	0									
Julius Matos, R OBP: 0.351, SLG: 0.311 Brandon Villafrute, R (8, 1)	 4-0		 1-2	 1-2		 0-1	 0-0	 1-2		5	3	2	0	1	0	3									
Phil Nevin, R OBP: 0.345, SLG: 0.444 (1, 5)	 4-2		 0-0	 1-0		 2-2	 1-1		 2-1	5	2	4	2	1	0	0									
Ryan Klesko, L OBP: 0.386, SLG: 0.523 (1, 3)	 1-2		 0-0	 4-2		 1-0	 1-2		 0-1	5	1	3	6	1	0	2									
Ron Gant, R OBP: 0.350, SLG: 0.514 Jonathan Johnson, R (7, 1)	 4-2		 0-0	 0-2		 2-3	 2-2		 3-2	4	0	0	0	1	1	7									
Ramón Vázquez, L OBP: 0.350, SLG: 0.351 (8, 4)	 1-2		 0-0	 1-2		 2-3	 2-2		 3-2	0	0	0	0	0	0	0									
Bubba Trammell, R OBP: 0.338, SLG: 0.416 Trenidad Hubbard, R (7, PR)	 2-3		 4-2	 1-2		 4-2	 1-1		 0-1	2	0	1	0	2	1	3									
Deivi Cruz, R OBP: 0.308, SLG: 0.390 (1, 6)	 3-3		 1-0	 1-2		 1-1	 1-2		 0-1	4	1	2	1	0	2	5									
Wiki Gonzalez, R OBP: 0.370, SLG: 0.345 (1, 2)		 2-2	 0-3		 0-1	 1-1	 1-1	 0-1		5	1	1	1	0	1	4									
Mike Bynum, L OBP: 0.378, SLG: 0.457 (7, 9)	 0-0		 2-3	 2-2		 1-0	 1-2	 2-3		3	0	0	0	0	1	1									
Gene Kingsale, S OBP: 0.378, SLG: 0.457 (7, 9)	 0-0		 2-3	 2-2		 1-0	 1-2	 2-3		0	0	0	0	0	0	0									
Inning Stats	R: 1 E: 0 K: 3 S: 22	H: 1 LOB: 3 BB: 3 P: 42	R: 0 E: 0 K: 0 S: 9	H: 0 LOB: 2 BB: 11	R: 2 E: 0 K: 1 S: 13	H: 3 LOB: 2 BB: 1	R: 1 E: 0 K: 1 S: 15	H: 2 LOB: 2 BB: 1	R: 0 E: 0 K: 0 S: 10	H: 1 LOB: 1 BB: 1	R: 0 E: 0 K: 1 S: 10	H: 2 LOB: 2 BB: 0	R: 7 E: 0 K: 1 S: 23	H: 7 LOB: 2 BB: 0	R: 0 E: 0 K: 1 S: 12	H: 0 LOB: 1 BB: 0	R: 0 E: 0 K: 0 S: 8	H: 0 LOB: 0 BB: 13	R: 0 E: 0 K: 0 S: 8	1B: 13 2B: 3 3B: 0 HR: 1	SF: 2 SAC: 0 DP: 1 HBP: 2	WP: 0 PB: 0 SB: 1 CS: 0	PA: 50		
PITCHER	IP	WLS	BF	H	R	ER	SO	BB	IBB	HBP	BLK	WP	HR	S	P	ERA	WHIP								
Carlos Hernández, L ERA: 4.84 (1, 1)	2.1	15	4	3	3	3	4	0	0	0	0	0	0	40	67	11.57	3.429								
Ricky Stone, R ERA: 3.49 (3, 1)	2.2	12	3	1	1	2	2	0	0	0	0	0	0	29	46	3.38	1.875								
Dave Mlicki, R ERA: 5.66 (6, 1)	1.0	L	9	5	4	4	1	0	0	1	0	0	0	15	22	36.00	5.000								
Pedro Borbon, L ERA: 4.7 (7, 1)	0.1	2	1	0	0	0	0	0	0	0	0	0	0	4	5	0.00	3.000								
Nelson Cruz, R ERA: 4.58 (7, 1)	2.2	12	3	3	3	2	0	0	0	1	0	0	1	34	53	10.12	1.125								

San Diego Padres @ Houston Astros  
Astros Field, Houston, TX  
Tue Aug 27 2002, 8:05 PM EDT  
Att: 21,771 - Dome - 72 F

AB 40  
R 11  
H 16  
RBI 11  
BB 6  
SO 8  
LOB 25



Batter	1	2	3	4	5	6	7	8	9	AB	R	H	RBI	BB	SO	LOB	BOTTOM								
Brian Hunter, R OBP: 0.345, SLG: 0.430 Nelson Cruz, R (7, 1)	 4-1	 3-3		 4-2		 0-3		 1-3		2	1	0	0	2	2	1									
Craig Biggio, R OBP: 0.340, SLG: 0.412 (1, 4)	 1-1	 4-1		 1-1		 0-0		 1-3		4	1	1	1	1	1	3									
17 Lance Berkman, S OBP: 0.410, SLG: 0.597 (7, 8)	 4-1	 0-2		 0-1		 1-0		 0-0		4	2	1	1	1	0	2									
5 Jeff Bagwell, R OBP: 0.395, SLG: 0.523 (1, 3)	 1-0	 1-3	 2-3	 2-2		 0-3		 0-0		5	2	3	2	0	2	0									
Jose Vizcaino, S OBP: 0.346, SLG: 0.401 (1, 5)	 0-2	 0-1	 0-0	 0-2		 2-3		 1-1		5	0	1	1	0	1	1									
16 Jason Lane, R OBP: 0.318, SLG: 0.316 Dave Mlicki, R OBP: 0.192, SLG: 0.231 Pedro Borbon, R (7, 1)	 0-1	 2-3	 0-0	 4-1		 2-2		 2-2		1	0	0	1	1	0	0									
Darvle Ward, L OBP: 0.332, SLG: 0.421 (7, 7)	 0-3		 1-0	 2-1		 1-1		 1-1		4	0	1	0	0	1	3									
Gregg Zaun, S OBP: 0.272, SLG: 0.314 (1, 2)	 0-3		 1-0	 2-1		 1-1		 1-1		4	0	1	0	0	1	3									
28 Adam Everett, R OBP: 0.309, SLG: 0.243 (1, 6)		 1-0		 2-1		 3-2		 0-1		4	0	1	0	0	0	1									
Carlos Hernández, S OBP: 0.258, SLG: 0.207 Ricky Stone, R (3, 1)		 0-0		 1-3		 2-0		 2-2		0	0	0	0	0	0	0									
Orlando Merced, S OBP: 0.357, SLG: 0.457 (6, 9)		 1-2		 1-2		 1-2		 2-2		1	0	0	0	0	1	1									
Inning Stats	R: 3 E: 0 K: 1 S: 13	H: 2 LOB: 1 BB: 2 P: 23	R: 0 E: 0 K: 1 S: 12	H: 1 LOB: 2 BB: 1	R: 0 E: 0 K: 1 S: 6	H: 0 LOB: 0 BB: 0	R: 0 E: 0 K: 1 S: 11	H: 1 LOB: 2 BB: 1	R: 1 E: 0 K: 0 S: 11	H: 1 LOB: 1 BB: 1	R: 0 E: 0 K: 1 S: 7	H: 0 LOB: 0 BB: 0	R: 2 E: 0 K: 2 S: 14	H: 3 LOB: 1 BB: 0	R: 0 E: 0 K: 1 S: 8	H: 0 LOB: 0 BB: 0	R: 0 E: 0 K: 1 S: 7	H: 1 LOB: 1 BB: 5	R: 0 E: 0 K: 0 S: 8	1B: 5 2B: 1 3B: 0 HR: 3	SF: 1 SAC: 1 DP: 0 HBP: 0	WP: 1 PB: 0 SB: 1 CS: 0	PA: 41		
PITCHER	IP	WLS	BF	H	R	ER	SO	BB	IBB	HBP	BLK	WP	HR	S	P	ERA	WHIP								
Mike Bynum, L ERA: 5.09 (1, 1)	5.0	25	5	4	4	4	4	5	0	0	0	0	0	53	90	7.20	2.000								
Jonathan Johnson, R ERA: 2.57 (7, 1)	1.0	6	3	2	2	2	2	0	0	0	0	0	2	14	20	18.00	3.000								
Brandon Villafrute, R ERA: 1.93 (8, 1)	2.0	7	1	0	0	0	2	0	0	0	0	0	0	15	20	0.00	0.500								

San Diego Padres @ Houston Astros  
Astros Field, Houston, TX  
Tue Aug 27 2002, 8:05 PM EDT  
Att: 21,771 - Dome - 72 F

AB 34  
R 6  
H 9  
RBI 6  
BB 5  
SO 9  
LOB 12





Batter	1	2	3	4	5	6	7	8	9	AB	R	H	RBI	BB	SO	LOB	TOP			
Ramón Vázquez, L (1,4) OBP: 0.349, SLG: 0.353	F8		2B		K			K		4	0	1	0	0	2	1	<b>San Diego Padres @ Houston Astros</b> Astros Field, Houston, TX Wed Aug 28 2002, 8:05 PM EDT Att: 25,339 - Dome - 72 F <a href="http://livebaseballscores.com">livebaseballscores.com</a>			
Mark Kotsay, L (1,8) OBP: 0.363, SLG: 0.457	3B		G3			G6-3		G4-3	4	0	1	0	0	0	1					
Ryan Klesko, L (1,3) OBP: 0.386, SLG: 0.521	P5			E 2B BB		G4-6-3 1B		G4-3	3	1	1	0	1	0	1					
Phil Nevin, R (1,5) OBP: 0.341, SLG: 0.438	F9			P4		G4-6-3 1-2		F9	4	0	0	0	0	0	3					
Gene Kingsale, S (1,7) OBP: 0.370, SLG: 0.447		K		E4 2B			B1-3			3	0	0	0	0	1					
Bubba Trammell, R (1,9) OBP: 0.336, SLG: 0.413	P4			K			G6-3			3	0	0	0	0	1					
Deivi Cruz, R (1,6) OBP: 0.308, SLG: 0.391		K					G3			3	0	1	1	0	1					
Tom Lampkin, L (1,2) OBP: 0.304, SLG: 0.340 Trenidad Hubbard, R (8, PR) Wiki Gonzalez, R (8, 2) OBP: 0.370, SLG: 0.345			P6		F8			CS BB		2	0	0	0	1	0					
44 Jake Peavy, R (1,1) OBP: 0.292, SLG: 0.417 Jeremy Fikac, R (7, 1) Mike Holtz, L (7, 1) Ron Gant, R (8, PH) Clay Condrey, R (8, 1)			K		F8			K		2	0	0	0	0	1					
<b>Inning Stats</b>	R: 0 E: 0 K: 0 S: 9	H: 1 LOB: 1 BB: 0 P: 14	R: 0 E: 0 K: 2 S: 8	H: 0 LOB: 0 BB: 0 P: 11	R: 0 E: 0 K: 1 S: 9	H: 1 LOB: 1 BB: 0 P: 13	R: 1 E: 1 K: 1 S: 8	H: 1 LOB: 2 BB: 1 P: 14	R: 0 E: 0 K: 1 S: 9	H: 0 LOB: 0 BB: 0 P: 11	R: 0 E: 0 K: 0 S: 7	H: 0 LOB: 0 BB: 0 P: 7	R: 0 E: 0 K: 2 S: 11	H: 0 LOB: 1 BB: 1 P: 19	R: 0 E: 0 K: 0 S: 6	H: 0 LOB: 0 BB: 0 P: 7		1B: 1 2B: 3 3B: 1 HR: 0	SF: 0 SAC: 0 DP: 2 HBP: 0	WP: 0 PB: 0 SB: 0 CS: 1
<b>PITCHER</b>	IP WLS BF H R ER SO BB IBB HBP BLK WP HR S P ERA WHIP																			
44 Roy Oswalt, R (1,1) ERA: 2.91	7.2 W 27 4 1 0 6 2 0 0 0 0 0 0 65 94 0.00 0.783																			
Octavio Dotel, R (8, 1) ERA: 1.97	0.1 H 1 0 0 0 1 0 0 0 0 0 0 0 4 5 0.00 0.000																			
Billy Wagner, L (9, 1) ERA: 2.95	1.0 S 3 0 0 0 0 0 0 0 0 0 0 0 6 7 0.00 0.000																			

Batter	1	2	3	4	5	6	7	8	9	AB	R	H	RBI	BB	SO	LOB	BOTTOM			
Jose Vizcaino, S (1,6) OBP: 0.345, SLG: 0.403	G4-3		1B 2B		F8		K2-3			4	1	1	0	0	1	0	<b>San Diego Padres @ Houston Astros</b> Astros Field, Houston, TX Wed Aug 28 2002, 8:05 PM EDT Att: 25,339 - Dome - 72 F <a href="http://livebaseballscores.com">livebaseballscores.com</a>			
Craig Biggio, R (1,4) OBP: 0.343, SLG: 0.415	K		1B		1B		17 S 1B			4	0	3	2	0	1	0				
17 Lance Berkman, S (1,8) OBP: 0.409, SLG: 0.594	K		5 CS 4 BB		K		K		3	0	0	0	1	3	2					
5 Jeff Bagwell, R (1,3) OBP: 0.394, SLG: 0.519		K	FC5-4 1-2		G4-3		IBB		3	0	0	0	1	1	3					
Daryle Ward, L (1,7) OBP: 0.331, SLG: 0.419 Brian Hunter, R (8, 8) OBP: 0.345, SLG: 0.430		K		G3-1		FC1-6 1B	F8		4	0	1	0	0	1	2					
Orlando Merced, S (1,9) OBP: 0.356, SLG: 0.450 16 Jason Lane, R (9, 9) OBP: 0.318, SLG: 0.316	F7			K		FC1-6 1-2		G1-6-3 1B BB	3	0	0	0	1	1	1					
Brad Ausmus, R (1,2) OBP: 0.348, SLG: 0.392			G5-3		1B		BB		3	0	2	0	1	0	0					
Geoff Blum, S (1,5) OBP: 0.364, SLG: 0.427			44 FC1-6 1B		1B		F7		3	0	1	0	1	0	4					
44 Roy Oswalt, R (1,1) OBP: 0.145, SLG: 0.121 Octavio Dotel, R (8, 1) Gregg Zaun, S (8, PH) Billy Wagner, L (9, 1)			FC1-6 2B 1B		K		G1-3		P6	3	1	0	0	0	1					
<b>Inning Stats</b>	R: 0 E: 0 K: 2 S: 8	H: 0 LOB: 0 BB: 0 P: 12	R: 0 E: 0 K: 2 S: 8	H: 0 LOB: 0 BB: 0 P: 11	R: 2 E: 0 K: 0 S: 15	H: 3 LOB: 2 BB: 1 P: 23	R: 0 E: 0 K: 2 S: 13	H: 1 LOB: 2 BB: 1 P: 21	R: 0 E: 0 K: 1 S: 9	H: 1 LOB: 1 BB: 0 P: 13	R: 0 E: 0 K: 0 S: 14	H: 1 LOB: 2 BB: 1 P: 25	R: 0 E: 0 K: 2 S: 9	H: 1 LOB: 2 BB: 1 P: 18	R: 0 E: 0 K: 0 S: 6	H: 1 LOB: 1 BB: 1 P: 12		1B: 7 2B: 1 3B: 0 HR: 0	SF: 0 SAC: 0 DP: 1 HBP: 0	WP: 0 PB: 0 SB: 1 CS: 0
<b>PITCHER</b>	IP WLS BF H R ER SO BB IBB HBP BLK WP HR S P ERA WHIP																			
44 Jake Peavy, R (1,1) ERA: 4.85	6.0 L 27 6 2 2 7 3 0 0 0 0 0 0 67 105 3.00 1.500																			
Jeremy Fikac, R (7, 1) ERA: 4.5	0.2 3 1 0 0 2 0 0 0 0 0 0 0 8 12 0.00 1.500																			
Mike Holtz, L (7, 1) ERA: 4.5	0.1 2 0 0 0 0 0 0 1 0 0 0 0 1 6 0.00 0.000																			
Clay Condrey, R (8, 1) ERA:	1.0 4 1 0 0 0 1 0 0 0 1 0 0 6 12 0.00 2.000																			



Batter	1	2	3	4	5	6	7	8	9	AB	R	H	RBI	BB	SO	LOB	TOP										
Ramón Vázquez, L OBP: 0.345, SLG: 0.349	G5-3		G6-3			F7		K		4	0	0	0	0	1	0	<b>San Diego Padres @ Houston Astros</b> Astros Field, Houston, TX Thu Aug 29 2002, 4:05 PM EDT Att: 22,485 - Dome - 72 F										
Mark Kotsay, L OBP: 0.360, SLG: 0.453	F7		G1-4-3			K		F8		4	0	0	0	0	1	0											
Ryan Klesko, L OBP: 0.389, SLG: 0.522	E 1B							P4		3	0	2	0	1	0	0											
Phil Nevin, R OBP: 0.337, SLG: 0.433	E6				F9			K		4	0	0	0	0	2	2											
Ron Gant, R OBP: 0.345, SLG: 0.506	G6-3							P3		3	0	0	0	0	1	2											
Bubba Trammell, R OBP: 0.333, SLG: 0.409		K						F7		3	0	0	0	0	2	0											
Deivi Cruz, R OBP: 0.306, SLG: 0.389		P4				F9		G6-3		3	0	0	0	0	0	0											
Wiki Gonzalez, R OBP: 0.369, SLG: 0.352						K2-3		K		3	0	1	0	0	2	0											
Brian Lawrence, R OBP: 0.180, SLG: 0.143						F9		F9		2	0	1	0	0	0	0											
Mike Holtz, L (7, 1)										0	0	0	0	0	0	0											
Gene Kingsale, S OBP: 0.307, SLG: 0.444										1	0	0	0	0	0	0											
Dennis Tankersley, R OBP: 0.308, SLG: 0.615										0	0	0	0	0	0	0											
<b>Inning Stats</b>	R: 0 E: 1 K: 0 S: 14	H: 1 LOB: 2 BB: 0 P: 22	R: 0 E: 0 K: 1 S: 7	H: 2 LOB: 2 BB: 0 P: 9	R: 0 E: 0 K: 0 S: 11	H: 1 LOB: 1 BB: 0 P: 14	R: 0 E: 0 K: 2 S: 8	H: 0 LOB: 0 BB: 0 P: 12	R: 0 E: 0 K: 1 S: 7	H: 0 LOB: 1 BB: 1 P: 10	R: 0 E: 0 K: 2 S: 9	H: 0 LOB: 1 BB: 1 P: 17	R: 0 E: 0 K: 0 S: 8	H: 0 LOB: 0 BB: 0 P: 13	R: 0 E: 0 K: 2 S: 12	H: 0 LOB: 0 BB: 0 P: 15	R: 0 E: 0 K: 1 S: 6	H: 0 LOB: 0 BB: 0 P: 10	1B: 3 2B: 1 3B: 0 HR: 0	SF: 0 SAC: 0 DP: 0 HBP: 0	WP: 0 PB: 0 SB: 1 CS: 0	PA: 31					
<b>PITCHER</b>	IP	WLS	BF	H	R	ER	SO	BB	IBB	HBP	BLK	WP	HR	S	P	ERA	WHIP										
Pete Munro, R ERA: 2.76	5.0	W	18	4	0	0	4	0	0	0	0	0	0	47	67	0.00	0.800										
Pedro Borbon, L ERA: 4.53	0.2	H	3	0	0	0	1	1	0	0	0	0	0	6	12	0.00	1.500										
Tom Gordon, R ERA: 3.62	1.1	H	4	0	0	0	1	0	0	0	0	0	0	11	18	0.00	0.000										
Octavio Dotel, R ERA: 1.82	2.0	S	6	0	0	0	3	0	0	0	0	0	0	18	25	0.00	0.000										

Batter	1	2	3	4	5	6	7	8	9	AB	R	H	RBI	BB	SO	LOB	BOTTOM										
Jose Vizcaino, S OBP: 0.346, SLG: 0.404	G6-3		G6-4-3 2H 1B					K		4	0	2	1	0	1	0	<b>San Diego Padres @ Houston Astros</b> Astros Field, Houston, TX Thu Aug 29 2002, 4:05 PM EDT Att: 22,485 - Dome - 72 F										
Craig Biggio, R OBP: 0.342, SLG: 0.413	G4-3		G6-4-3 1-2 1B		G1-3 1-2			G5-4-3 17 BB		3	0	0	0	1	0	2											
17 Lance Berkman, S OBP: 0.409, SLG: 0.599								G5-4-3 1-2		4	2	2	1	0	0	1											
5 Jeff Bagwell, R OBP: 0.393, SLG: 0.517		K						F7		4	0	1	0	0	1	1											
Daryle Ward, L OBP: 0.330, SLG: 0.418		F2						G4-3		4	0	1	0	0	1	2											
16 Jason Lane, R OBP: 0.318, SLG: 0.316								1B 2B 1B		0	1	0	0	0	0	0											
Orlando Merced, S OBP: 0.382, SLG: 0.461		P6						1B 2B 1B		4	1	3	1	0	0	0											
Brian Hunter, R OBP: 0.345, SLG: 0.430								1B 2B 1B		0	0	0	0	0	0	0											
Brad Ausmus, R OBP: 0.347, SLG: 0.391								K		4	0	1	0	0	2	4											
Geoff Blum, S OBP: 0.369, SLG: 0.434										4	1	3	2	0	0	2											
Pete Munro, R OBP: 0.176, SLG: 0.125										0	0	0	0	0	0	0											
Alan Zinter, S OBP: 0.156, SLG: 0.313										1	0	0	0	0	1	0											
Pedro Borbon, R ERA: 3.58										0	0	0	0	0	0	0											
Tom Gordon, R ERA: 3.62										1	0	0	0	0	3	0											
Octavio Dotel, R ERA: 1.82										1	0	0	0	0	2	0											
<b>Inning Stats</b>	R: 0 E: 0 K: 1 S: 13	H: 1 LOB: 1 BB: 0 P: 19	R: 0 E: 0 K: 1 S: 9	H: 0 LOB: 0 BB: 0 P: 12	R: 1 E: 0 K: 0 S: 10	H: 2 LOB: 0 BB: 0 P: 13	R: 1 E: 1 K: 1 S: 17	H: 2 LOB: 2 BB: 0 P: 25	R: 0 E: 0 K: 1 S: 9	H: 1 LOB: 0 BB: 0 P: 13	R: 1 E: 0 K: 0 S: 10	H: 4 LOB: 3 BB: 0 P: 14	R: 0 E: 0 K: 1 S: 8	H: 0 LOB: 0 BB: 1 P: 15	R: 2 E: 0 K: 1 S: 12	H: 3 LOB: 2 BB: 0 P: 20	R: 0 E: 0 K: 1 S: 6	H: 0 LOB: 0 BB: 0 P: 10	1B: 10 2B: 2 3B: 0 HR: 1	SF: 0 SAC: 1 DP: 2 HBP: 0	WP: 0 PB: 0 SB: 0 CS: 1	PA: 36					
<b>PITCHER</b>	IP	WLS	BF	H	R	ER	SO	BB	IBB	HBP	BLK	WP	HR	S	P	ERA	WHIP										
Brian Lawrence, R ERA: 3.58	6.1	L	29	10	3	2	5	1	0	0	0	0	0	74	108	2.84	1.737										
Mike Holtz, L ERA: 4.41	0.2		1	0	0	0	0	0	0	0	0	0	0	2	3	0.00	0.000										
Dennis Tankersley, R ERA: 6.19	1.0		6	3	2	2	1	0	0	0	0	0	0	12	20	18.00	3.000										









Batter	1	2	3	4	5	6	7	8	9	AB	R	H	RBI	BB	SO	LOB	TOP										
Jay Payton, R OBP: 0.357, SLG: 0.492	G6-3		G6-3			G5-3		L4		4	0	0	0	0	0	1	<b>Colorado Rockies @ San Diego Padres</b> Qualcomm Stadium, San Diego, CA Sat Aug 31 2002, 10:05 PM EDT Att: 31,043 - Sunny - 79 F										
Terry Shumpert, R OBP: 0.305, SLG: 0.358	G6-3		K			L8		FC6-4		4	0	0	0	0	1												
Larry Walker, L OBP: 0.427, SLG: 0.629			F8						F7	3	0	1	0	1	0												
17 Todd Helton, L OBP: 0.425, SLG: 0.577	F7				G3				K	4	0	0	0	0	1												
Todd Zeile, R OBP: 0.346, SLG: 0.416		F8			K				F8	4	0	1	0	0	1												
Jack Cust, L OBP: 0.250, SLG: 0.250		L8							F9	4	0	1	0	0	1												
Sandy Alomar Jr., R OBP: 0.307, SLG: 0.440					CS					3	0	1	0	0	0												
Juan Uribe, R OBP: 0.275, SLG: 0.325									F8	3	0	1	0	0	0												
2B Aaron Cook, R Greg Norton, S OBP: 0.290, SLG: 0.375 Todd Jones, L OBP: 0.291, SLG: 0.278										2	0	0	0	0	2												
<b>Inning Stats</b>	R: 0 E: 0 K: 0 S: 5	H: 0 LOB: 1 BB: 1 P: 9	R: 0 E: 0 K: 0 S: 12	H: 2 LOB: 2 BB: 0 P: 17	R: 0 E: 0 K: 1 S: 10	H: 0 LOB: 0 BB: 0 P: 14	R: 0 E: 0 K: 1 S: 8	H: 1 LOB: 0 BB: 0 P: 13	R: 0 E: 0 K: 0 S: 5	H: 0 LOB: 0 BB: 0 P: 5	R: 0 E: 0 K: 0 S: 7	H: 1 LOB: 1 BB: 0 P: 11	R: 0 E: 0 K: 0 S: 7	H: 0 LOB: 0 BB: 0 P: 10	R: 0 E: 0 K: 0 S: 8	H: 0 LOB: 1 BB: 1 P: 17		R: 0 E: 0 K: 2 S: 13	H: 1 LOB: 1 BB: 0 P: 23	1B: 4 2B: 1 3B: 0 HR: 0	SF: 0 SAC: 0 DP: 0 HBP: 0	WP: 0 PB: 0 SB: 0 CS: 1	PA: 34				
<b>PITCHER</b>	IP	WLS	BF	H	R	ER	SO	BB	IBB	HBP	BLK	WP	HR	S	P	ERA	WHIP										
Clay Condrey, R ERA: 1.86	(1, 1)	7.1	W	27	4	0	2	2	0	0	0	0	0	57	87	0.00	0.818										
Brandon Villafuerte, R ERA: 1.86	(8, 1)	0.2	H	2	0	0	0	0	0	0	0	0	0	5	9	0.00	0.000										
Trevor Hoffman, R ERA: 2.75	(9, 1)	1.0	S	4	1	0	2	0	0	0	0	0	0	13	23	0.00	1.000										

AB	31
R	0
H	5
RBI	0
BB	2
SO	4
LOB	7



Batter	1	2	3	4	5	6	7	8	9	AB	R	H	RBI	BB	SO	LOB	BOTTOM										
Ramón Vázquez, L OBP: 0.347, SLG: 0.349	G6-3							G3		3	0	1	0	0	0	<b>Colorado Rockies @ San Diego Padres</b> Qualcomm Stadium, San Diego, CA Sat Aug 31 2002, 10:05 PM EDT Att: 31,043 - Sunny - 79 F											
Mark Kotsay, L OBP: 0.395, SLG: 0.451										4	2	1	0	0	4												
Ryan Klesko, L OBP: 0.390, SLG: 0.524										4	1	2	0	0	0												
Phil Nevin, R OBP: 0.333, SLG: 0.426										4	0	1	1	0	1												
Gene Kingsale, S OBP: 0.374, SLG: 0.447										4	0	1	2	0	3												
Bubba Trammell, R OBP: 0.334, SLG: 0.409 Trenidad Hubbard, R OBP: 0.291, SLG: 0.278										4	0	2	0	0	1												
Deivi Cruz, R OBP: 0.306, SLG: 0.388										3	0	1	0	0	1												
Wiki Gonzalez, R OBP: 0.368, SLG: 0.352										3	0	1	0	0	2												
Clay Condrey, R Brandon Villafuerte, R Trevor Hoffman, R										3	0	0	0	0	1												
<b>Inning Stats</b>	R: 1 E: 1 K: 0 S: 9	H: 2 LOB: 3 BB: 0 P: 13	R: 0 E: 0 K: 1 S: 9	H: 2 LOB: 0 BB: 0 P: 12	R: 0 E: 0 K: 0 S: 3	H: 0 LOB: 0 BB: 0 P: 7	R: 0 E: 0 K: 0 S: 7	H: 2 LOB: 1 BB: 0 P: 12	R: 2 E: 0 K: 1 S: 12	H: 3 LOB: 1 BB: 0 P: 18	R: 0 E: 0 K: 0 S: 5	H: 0 LOB: 0 BB: 0 P: 7	R: 0 E: 0 K: 1 S: 6	H: 0 LOB: 0 BB: 0 P: 11	R: 0 E: 0 K: 1 S: 8		H: 1 LOB: 0 BB: 0 P: 12	1B: 9 2B: 1 3B: 0 HR: 0	SF: 0 SAC: 0 DP: 3 HBP: 1	WP: 0 PB: 0 SB: 0 CS: 0	PA: 33						
<b>PITCHER</b>	IP	WLS	BF	H	R	ER	SO	BB	IBB	HBP	BLK	WP	HR	S	P	ERA	WHIP										
2B Aaron Cook, R ERA: 4.82	(1, 1)	7.0	L	30	9	3	3	2	0	0	0	0	0	51	80	3.86	1.286										
Todd Jones, R ERA: 4.24	(8, 1)	1.0		3	1	0	0	1	0	0	0	0	0	8	12	0.00	1.000										

AB	32
R	3
H	10
RBI	3
BB	0
SO	3
LOB	17









Batter	1	2	3	4	5	6	7	8	9	AB	R	H	RBI	BB	SO	LOB	TOP			
Juan Pierre, L (1, 8) OBP: 0.310, SLG: 0.303	1-2 G6-3	1-0 G3		1-1			1-2 F7		2-1 SH1-3	5	0	2	0	0	0	1	<b>Colorado Rockies @ San Diego Padres</b> Qualcomm Stadium, San Diego, CA Mon Sep 02 2002, 10:05 PM EDT Att: 31,837 - Sunny - 82 F			
Juan Uribe, R (1, 6) OBP: 0.278, SLG: 0.324	1-3 K	0-2 G4-3		2-2 F7			4-2 G4-3		0-0 SH1-3	3	0	0	0	1	1	3				
Larry Walker, L (1, 9) OBP: 0.422, SLG: 0.629	1-2 G3-1		2-2 G3-1		3-3 K		2-0 G4-3		0-2 P6	5	0	0	0	0	1	2				
17 Todd Helton, L (1, 3) OBP: 0.425, SLG: 0.578		1-2	3-2 F9		0-2		4-0		3-2 F9	4	1	2	1	1	0	1				
Jay Payton, R (1, 7) OBP: 0.355, SLG: 0.494		2-2	3-0 P3		2-3		0-2		2-3	4	1	1	0	0	1	3				
Greg Norton, S (1, 5) OBP: 0.305, SLG: 0.426		2-1		0-1	3-3				0-2	4	1	1	1	0	1	1				
Brent Butler, R (8, 5) OBP: 0.287, SLG: 0.415		G3-1			K				G4-3	0	0	0	0	0	0	0				
Sandy Alomar Jr., R (1, 2) OBP: 0.310, SLG: 0.441		3-H		0-0					1-0	4	1	2	0	0	1	1				
Jose Ortiz, R (1, 4) OBP: 0.313, SLG: 0.307		4-0		2-1					2-0	3	1	1	1	1	1	1				
Jason Jennings, L (1, 1) OBP: 0.345, SLG: 0.370		1-2		2-1					1-3	3	0	1	2	0	1	1				
Jack Cust, L (8, PH) OBP: 0.245, SLG: 0.244				1-0						1	0	0	0	0	1	1				
Todd Jones, L (8, 1)				1-2						0	0	0	0	0	0	0				
Jose Jimenez, R (9, 1)		1-H		1-2						0	0	0	0	0	0	0				
<b>Inning Stats</b>	R: 0 E: 0 K: 1 S: 10	H: 0 LOB: 0 BB: 0 P: 13	R: 4 E: 0 K: 0 S: 16	H: 4 LOB: 1 BB: 1 P: 28	R: 0 E: 0 K: 0 S: 9	H: 0 LOB: 0 BB: 0 P: 17	R: 1 E: 0 K: 0 S: 11	H: 3 LOB: 2 BB: 0 P: 17	R: 0 E: 0 K: 3 S: 12	H: 0 LOB: 1 BB: 0 P: 20	R: 0 E: 0 K: 0 S: 10	H: 0 LOB: 2 BB: 2 P: 21	R: 0 E: 0 K: 1 S: 8	H: 1 LOB: 1 BB: 0 P: 12	R: 0 E: 0 K: 0 S: 12	H: 1 LOB: 1 BB: 0 P: 17	1B: 6 2B: 1 3B: 2 HR: 1	SF: 0 SAC: 1 DP: 0 HBP: 0	WP: 0 PB: 0 SB: 1 CS: 0	PA: 40
<b>PITCHER</b>	IP WLS BF H R ER SO BB IBB HBP BLK WP HR S P ERA WHIP																			
Bobby Jones, R (1, 1) ERA: 5.5	4.0 L 20 7 5 5 1 1 0 0 0 0 0 1 46 75 11.25 2.000																			
Oliver Pérez, L (5, 1) ERA: 3.59	1.0 4 1 0 0 3 0 0 0 0 0 0 0 12 20 0.00 1.000																			
Dennis Tankersley, R (6, 1) ERA: 7.8	2.0 8 0 0 0 3 1 1 0 0 0 0 0 19 35 0.00 0.500																			
Doug Nickle, R (8, 1) ERA: 4.26	1.0 4 1 0 0 1 0 0 0 0 0 0 0 8 12 0.00 1.000																			
Mike Bynum, L (9, 1) ERA: 6.86	1.0 4 1 0 0 0 0 0 0 0 0 0 0 12 17 0.00 1.000																			

AB	36
R	5
H	10
RBI	5
BB	3
SO	8
LOB	15



Batter	1	2	3	4	5	6	7	8	9	AB	R	H	RBI	BB	SO	LOB	BOTTOM					
Ramón Vázquez, L (1, 4) OBP: 0.349, SLG: 0.352	1-1 G4-3		0-0		1-2 G6-3			1-1 G6-3		4	0	1	0	0	0	1	<b>Colorado Rockies @ San Diego Padres</b> Qualcomm Stadium, San Diego, CA Mon Sep 02 2002, 10:05 PM EDT Att: 31,837 - Sunny - 82 F					
Mark Kotsay, L (1, 8) OBP: 0.395, SLG: 0.454	2-2 L5		2 SAFE	0-1			2-0	1-1	2-0	4	1	1	1	0	0	1						
Ryan Klesko, L (1, 3) OBP: 0.391, SLG: 0.530	1-2		3-2				3-2	1-1	3-2	4	1	1	1	0	0	0						
Phil Nevin, R (1, 5) OBP: 0.336, SLG: 0.434	0-0			1-3			0-3	2-3	2-3	4	0	1	0	0	3	0						
Ron Gant, R (1, 7) OBP: 0.341, SLG: 0.506	0-0			3-3			0-1	0-0	0-0	4	0	1	0	0	1	1						
Gene Kingsale, S (1, 9) OBP: 0.374, SLG: 0.439		1-0		1-3			1-0	0-3	0-3	4	0	1	0	0	2	1						
Deivi Cruz, R (1, 6) OBP: 0.308, SLG: 0.391		0-0		2-2			1-3			3	0	1	0	0	1	0						
Wiki Gonzalez, R (1, 2) OBP: 0.361, SLG: 0.344		1-1		0-1			0-0			3	0	0	0	0	0	2						
Bobby Jones, R (1, 1) ERA: 5.5		1-3		0-0			2-3			1	0	0	0	0	1	1						
Oliver Pérez, L (5, 1) ERA: 3.59										0	0	0	0	0	0	0						
Trenidad Hudson, S (5, PH) OBP: 0.287, SLG: 0.279										0	0	0	0	0	0	0						
Dennis Tankersley, R (6, 1) ERA: 7.8										0	0	0	0	0	0	0						
Brian Buchanan, R (7, PH) OBP: 0.102, SLG: 0.048										0	0	0	0	0	1	0						
Doug Nickle, R (8, 1) ERA: 4.26										0	0	0	0	0	0	0						
Mike Bynum, L (9, 1) ERA: 6.86										0	0	0	0	0	0	0						
<b>Inning Stats</b>	R: 1 E: 0 K: 0 S: 11	H: 2 LOB: 1 BB: 0 P: 15	R: 0 E: 0 K: 1 S: 7	H: 2 LOB: 0 BB: 0 P: 10	R: 0 E: 0 K: 0 S: 6	H: 1 LOB: 0 BB: 0 P: 9	R: 0 E: 0 K: 3 S: 10	H: 0 LOB: 0 BB: 0 P: 15	R: 0 E: 1 K: 0 S: 9	H: 0 LOB: 1 BB: 0 P: 12	R: 1 E: 0 K: 1 S: 11	H: 2 LOB: 1 BB: 0 P: 17	R: 0 E: 0 K: 2 S: 7	H: 0 LOB: 0 BB: 0 P: 10	R: 0 E: 0 K: 0 S: 6	H: 0 LOB: 0 BB: 0 P: 9	R: 0 E: 0 K: 2 S: 8	H: 0 LOB: 0 BB: 0 P: 10	1B: 4 2B: 1 3B: 0 HR: 2	SF: 0 SAC: 0 DP: 1 HBP: 0	WP: 0 PB: 0 SB: 0 CS: 0	PA: 33
<b>PITCHER</b>	IP WLS BF H R ER SO BB IBB HBP BLK WP HR S P ERA WHIP																					
Jason Jennings, R (1, 1) ERA: 4.38	7.0 W 27 7 2 2 7 0 0 0 0 0 0 2 61 88 2.57 1.000																					
Todd Jones, R (8, 1) ERA: 4.18	1.0 H 3 0 0 0 0 0 0 0 0 0 0 0 6 9 0.00 0.000																					
Jose Jimenez, R (9, 1) ERA: 3.86	1.0 S 3 0 0 0 2 0 0 0 0 0 0 0 8 10 0.00 0.000																					

AB	33
R	2
H	7
RBI	2
BB	0
SO	9
LOB	7









Batter	1	2	3	4	5	6	7	8	9	AB	R	H	RBI	BB	SO	LOB	TOP					
Mark Loretta, R (1, 6) OBP: 0.391, SLG: 0.362	1-1 G6-3		1-3 K			0-1 G4-6-3 1B		0-2 2B		4	0	2	0	0	1	0	<b>Houston Astros @ San Diego Padres</b> Qualcomm Stadium, San Diego, CA Wed Sep 04 2002, 10:05 PM EDT Att: 15,147 - Cloudy - 79 F					
Craig Biggio, R (1, 4) OBP: 0.343, SLG: 0.418	1-1 G5-3		0-3 K			0-1 G4-6-3 1-2		0-0 G1-3		4	0	0	0	0	1	2						
17 Lance Berkman, S (1, 7) OBP: 0.408, SLG: 0.588	0-0 F7			2-2 G4-3		0-0 1B			1-1 P5	4	0	1	0	0	0	0						
5 Jeff Bagwell, R (1, 3)		1-1 G4-1 2B		3-2 G5-3		1-0 L9			3-2 HR	4	1	2	1	0	0	1						
Orlando Merced, S (1, 9) OBP: 0.355, SLG: 0.456		1-1 P5		1-0 F8			2-3 K		2-1 G3-1	4	0	0	0	0	1	1						
Brad Ausmus, R (1, 2) OBP: 0.333, SLG: 0.373		0-2 G4-1			0-3 K		0-0 G4-3		1-1 G6-3	4	0	0	0	0	1	1						
Geoff Blum, S (1, 5) OBP: 0.373, SLG: 0.449		4-2 BB			0-1 G3-1		1-3 K			2	0	0	0	1	1	0						
Brian Hunter, R (1, 8) OBP: 0.341, SLG: 0.402		1-3 K			0-1 1B			1-2 F9		3	0	1	0	0	1	2						
Pete Munro, R (1, 1) Ricky Stone, R (6, 1) Pedro Borbon, R (7, 1) Brandon Puffer, R (7, 1) Jose Vizcaino, S (8, PH) Nelson Cruz, R (8, 1)			2-2 G6-3		1-0 F8			0-1 L9		2	0	0	0	0	0	1						
<b>Inning Stats</b>	R: 0 E: 0 K: 0 S: 5	H: 0 LOB: 0 BB: 0 P: 7	R: 0 E: 0 K: 1 S: 12	H: 1 LOB: 2 BB: 1 P: 19	R: 0 E: 0 K: 2 S: 9	H: 0 LOB: 0 BB: 0 P: 12	R: 0 E: 0 K: 0 S: 10	H: 0 LOB: 0 BB: 0 P: 16	R: 0 E: 0 K: 1 S: 8	H: 1 LOB: 1 BB: 0 P: 9	R: 0 E: 0 K: 0 S: 6	H: 2 LOB: 1 BB: 0 P: 7	R: 0 E: 0 K: 2 S: 8	H: 0 LOB: 3 BB: 0 P: 11	R: 0 E: 0 K: 0 S: 9	H: 1 LOB: 1 BB: 0 P: 10	R: 1 E: 0 K: 0 S: 9	H: 1 LOB: 0 BB: 0 P: 16	1B: 3 2B: 2 3B: 0 HR: 1	SF: 0 SAC: 0 DP: 1 HBP: 0	WP: 0 PB: 0 SB: 0 CS: 0	PA: 33
<b>PITCHER</b> Brett Tomko, R (1, 1) ERA: 4.03	IP: 9.0 WLS: W BF: 33 H: 6 R: 1 ER: 1 SO: 6 BB: 1 IBB: 0 HBP: 0 BLK: 0 WP: 0 HR: 1 S: 76 P: 107 ERA: 1.00 WHIP: 0.778																					

AB	32
R	1
H	6
RBI	1
BB	1
SO	6
LOB	8



Batter	1	2	3	4	5	6	7	8	9	AB	R	H	RBI	BB	SO	LOB	BOTTOM			
Ramón Vázquez, L (1, 4) OBP: 0.354, SLG: 0.360	0-1 G3-1		2-1 F8		2-0 1B		1-2 1B 2B	2-3 K2-3		5	1	2	0	0	1	1	<b>Houston Astros @ San Diego Padres</b> Qualcomm Stadium, San Diego, CA Wed Sep 04 2002, 10:05 PM EDT Att: 15,147 - Cloudy - 79 F			
Mark Kotsay, L (1, 8) OBP: 0.383, SLG: 0.459	2-1 G3-1		2-1 1B		2-0 F7		0-0 2B 1B			4	1	2	1	0	0	1				
Ryan Klesko, L (1, 3) OBP: 0.391, SLG: 0.532	1-2 G6-3		3-H K			0-1 FC1-5 2B	1-2 1B FC3-2 2B			4	0	2	1	0	1	1				
Ron Gant, R (1, 7) OBP: 0.345, SLG: 0.515		2-2 L8		2-2 HR		3-1 FC1-5 1B HBP	FC3-2 1B IBB			2	2	1	1	1	0	0				
Bubba Trammell, R (1, 9) Gene Kingsale, S (6, PR) OBP: 0.369, SLG: 0.431		0-0 F7		0-0 F9		0-1 FC1-5 1B	3-2 FC3-2 1B			3	0	0	0	0	0	2				
Sean Burroughs, L (1, 5) OBP: 0.274, SLG: 0.295		2-1 1B		1-1 G3		1-2 2-3 3-H 1B	1-2 2-3 3-H 1B			1	0	1	1	0	0	0				
Deivi Cruz, R (1, 6) OBP: 0.303, SLG: 0.384		0-1 G6-3		2-1 F8		1-0 P4	1-2 2-3 3-H FC6-4			4	0	0	0	0	0	6				
Wiki Gonzalez, R (1, 2) OBP: 0.358, SLG: 0.336			4-0 F8 SH1-4 1B BB		0-0 G6-3	0-1 F9		0-3 K		3	1	0	0	1	1	2				
Brett Tomko, R (1, 1) OBP: 0.197, SLG: 0.217			0-1 SH1-4		2-1 G6-3		0-3 K	2-1 P4		3	0	0	0	0	1	0				
<b>Inning Stats</b>	R: 0 E: 0 K: 0 S: 7	H: 0 LOB: 0 BB: 0 P: 10	R: 0 E: 0 K: 0 S: 8	H: 1 LOB: 1 BB: 0 P: 12	R: 1 E: 0 K: 1 S: 9	H: 1 LOB: 1 BB: 1 P: 18	R: 1 E: 0 K: 0 S: 9	H: 1 LOB: 0 BB: 0 P: 14	R: 0 E: 0 K: 0 S: 5	H: 1 LOB: 1 BB: 0 P: 11	R: 1 E: 0 K: 0 S: 9	H: 2 LOB: 2 BB: 0 P: 14	R: 2 E: 0 K: 1 S: 16	H: 4 LOB: 3 BB: 1 P: 25	R: 0 E: 0 K: 2 S: 8	H: 0 LOB: 0 BB: 0 P: 12	1B: 7 2B: 2 3B: 0 HR: 1	SF: 0 SAC: 1 DP: 0 HBP: 1	WP: 0 PB: 0 SB: 0 CS: 0	PA: 37
<b>PITCHER</b> Pete Munro, R (1, 1) ERA: 2.95 Ricky Stone, R (6, 1) ERA: 3.73 Pedro Borbon, L (7, 1) ERA: 4.79 Brandon Puffer, R (7, 1) ERA: 5.56 Nelson Cruz, R (8, 1) ERA: 4.4	IP: 5.1 WLS: L BF: 24 H: 6 R: 3 ER: 3 SO: 3 BB: 1 IBB: 0 HBP: 1 BLK: 0 WP: 0 HR: 1 S: 44 P: 75 ERA: 5.06 WHIP: 1.312																			

AB	33
R	5
H	10
RBI	5
BB	2
SO	4
LOB	16













Batter	1	2	3	4	5	6	7	8	9	AB	R	H	RBI	BB	SO	LOB	TOP										
Ramón Vázquez, L (1,4) OBP: 0.397, SLG: 0.363	L9		BB		FC6			G3		2	0	0	0	2	0	0	<b>San Diego Padres @ Colorado Rockies</b> Coors Field, Denver, CO Sat Sep 07 2002, 1:05 PM MDT Att: 26,444 - Sunny - 88 F										
Mark Kotsay, L (1,8) OBP: 0.355, SLG: 0.454	1B		L8		FC6			F7		4	0	1	0	0	0	2											
Ryan Klesko, L (1,3) OBP: 0.389, SLG: 0.527	F8				HR			G6-3		4	2	1	0	0	0	1											
Phil Nevin, R (1,5) OBP: 0.336, SLG: 0.429	L9				K			F8		4	0	1	0	0	1	2											
Gene Kingsale, S (1,7) OBP: 0.367, SLG: 0.419					K			G3		3	0	0	0	0	2	1											
Bubba Trammell, R (1,9) OBP: 0.337, SLG: 0.422					HR			G6-3		3	1	2	3	1	0	1											
Deivi Cruz, R (1,6) OBP: 0.299, SLG: 0.378	G1-6-3				G3-1			G5-4-3		4	0	0	0	0	0	3											
Wiki Gonzalez, R (1,2) OBP: 0.349, SLG: 0.322					G5-3			F9		3	0	0	0	0	0	0											
Oliver Pérez, L (1,1) Sean Burroughs, L (8,PH) Brian Buchanan, R (8,PH) Brandon Villafuerte, R (8,1) Mike Holtz, L (8,1) Jonathan Johnson, R (8,1) Mike Bynum, L (8,1)					G6-3			K		2	0	0	0	0	0	1											
								F7		0	0	0	0	0	0	0											
<b>Inning Stats</b>	R: 0 E: 0 K: 0 S: 9	H: 1 LOB: 1 BB: 0 P: 13	R: 0 E: 0 K: 1 S: 7	H: 0 LOB: 0 BB: 1 P: 14	R: 0 E: 0 K: 0 S: 8	H: 0 LOB: 1 BB: 1 P: 14	R: 2 E: 0 K: 2 S: 11	H: 2 LOB: 0 BB: 0 P: 16	R: 0 E: 0 K: 1 S: 9	H: 0 LOB: 1 BB: 1 P: 14	R: 0 E: 0 K: 0 S: 5	H: 0 LOB: 0 BB: 0 P: 8	R: 0 E: 0 K: 0 S: 6	H: 1 LOB: 0 BB: 0 P: 6	R: 0 E: 0 K: 0 S: 5	H: 0 LOB: 0 BB: 0 P: 8	R: 1 E: 1 K: 0 S: 11	H: 1 LOB: 1 BB: 0 P: 15	1B: 3 2B: 1 3B: 0 HR: 1	SF: 0 SAC: 1 DP: 2 HBP: 0	WP: 0 PB: 0 SB: 0 CS: 0	PA: 34					
<b>PITCHER</b>	IP	WLS	BF	H	R	ER	SO	BB	IBB	HBP	BLK	WP	HR	S	P	ERA	WHIP										
Denny Stark, R (1,1) ERA: 4.05	7.0		26	4	2	2	4	3	0	0	0	0	1	55	85	2.57	1.000										
Kent Mercker, L (8,1) ERA: 4.75	1.0	W	3	0	0	0	0	0	0	0	0	0	0	5	8	0.00	0.000										
Jose Jimenez, R (9,1) ERA: 3.73	1.0	S	5	1	1	0	0	0	0	0	0	0	0	11	15	0.00	1.000										

AB 30  
R 3  
H 5  
RBI 3  
BB 3  
SO 4  
LOB 10



Batter	1	2	3	4	5	6	7	8	9	AB	R	H	RBI	BB	SO	LOB	BOTTOM										
Jason Romano, R (1,4) OBP: 0.270, SLG: 0.281	G5-4-3 1B PB BB		G6-3			B3		BB 2B 1B		3	2	1	0	1	0	0	<b>San Diego Padres @ Colorado Rockies</b> Coors Field, Denver, CO Sat Sep 07 2002, 1:05 PM MDT Att: 26,444 - Sunny - 88 F										
Gabe Kapler, R (1,9) OBP: 0.305, SLG: 0.365	G5-4-3 1B		K			L8		2B BB BB		3	1	1	0	1	1	0											
Jay Payton, R (1,8) OBP: 0.358, SLG: 0.505	G5-4-3				G6-4-3 1B			BB G5-2-3 2B		4	0	2	2	0	0	2											
Todd Zeile, R (1,5) OBP: 0.348, SLG: 0.414					G6-4-3			G5-2-3 BB		2	0	0	0	2	0	1											
Brent Butler, R (8,PR) OBP: 0.295, SLG: 0.408					1-2			IBB		0	0	0	0	0	0	0											
Greg Norton, S (1,3) OBP: 0.299, SLG: 0.406								G5-2-3 BB		2	0	0	1	2	1	1											
17 Todd Helton, L (9,3) OBP: 0.424, SLG: 0.572	F3				BB			G5-2-3 BB		0	0	0	0	0	0	0											
Ben Petrick, R (1,7) OBP: 0.213, SLG: 0.284			F9		P3			G5-2-3 BB		3	0	0	0	1	0	4											
Juan Uribe, R (1,6) OBP: 0.276, SLG: 0.326			L4					F7		4	0	0	0	0	1	4											
Gary Bennett, R (1,2) OBP: 0.305, SLG: 0.344								2B BB		2	0	0	0	0	0	0											
Juan Pierre, L (8,PH) OBP: 0.315, SLG: 0.315			G5-3							0	1	0	0	1	0	0											
Sandy Alomar Jr., R (9,2) OBP: 0.310, SLG: 0.439										0	0	0	0	0	0	0											
Denny Stark, R (1,1) OBP: 0.176, SLG: 0.333								1B 2B 2B		2	0	0	0	0	2	0											
Kent Mercker, L (8,1)										0	0	0	0	0	0	0											
Larry Walker, L (8,PH) OBP: 0.424, SLG: 0.626										1	1	1	1	0	0	0											
Jose Jimenez, R (9,1)										0	0	0	0	0	0	0											
<b>Inning Stats</b>	R: 1 E: 0 K: 0 S: 9	H: 1 LOB: 2 BB: 2 P: 19	R: 0 E: 0 K: 0 S: 5	H: 0 LOB: 0 BB: 0 P: 8	R: 0 E: 0 K: 2 S: 9	H: 0 LOB: 0 BB: 0 P: 11	R: 0 E: 0 K: 0 S: 5	H: 1 LOB: 1 BB: 1 P: 13	R: 0 E: 0 K: 2 S: 8	H: 0 LOB: 0 BB: 0 P: 10	R: 0 E: 0 K: 0 S: 5	H: 0 LOB: 0 BB: 0 P: 5	R: 0 E: 0 K: 1 S: 9	H: 0 LOB: 1 BB: 1 P: 18	R: 4 E: 0 K: 0 S: 17	H: 3 LOB: 3 BB: 4 P: 38	1B: 3 2B: 2 3B: 0 HR: 0	SF: 0 SAC: 0 DP: 3 HBP: 0	WP: 0 PB: 1 SB: 0 CS: 0	PA: 34							
<b>PITCHER</b>	IP	WLS	BF	H	R	ER	SO	BB	IBB	HBP	BLK	WP	HR	S	P	ERA	WHIP										
Oliver Pérez, L (1,1) ERA: 3.23	7.0		25	2	1	0	5	4	0	0	0	0	0	1	5	*	*										
Brandon Villafuerte, R (8,1) ERA: 2.18	0.0	L	3	2	0	0	0	1	0	0	0	0	0	8	13	*	*										
Mike Holtz, L (8,1) ERA: 5.38	0.0		2	1	2	2	0	0	1	0	0	0	0	1	6	*	*										
Jonathan Johnson, R (8,1) ERA: 3.38	1.0		3	0	1	1	0	1	0	0	0	0	0	7	14	9.00	1.000										
Mike Bynum, L (8,1) ERA: 4.28																											

AB 26  
R 5  
H 5  
RBI 4  
BB 8  
SO 5  
LOB 12





Batter	1	2	3	4	5	6	7	8	9	AB	R	H	RBI	BB	SO	LOB	TOP																					
Ramón Vázquez, L OBP: 0.359, SLG: 0.363	G4-3		FC4-6 1B	FC4-6 BB		G3-1	L8		2B 2H 1B	5	0	2	1	1	0	0	<b>San Diego Padres @ Colorado Rockies</b> Coors Field, Denver, CO Sun Sep 08 2002, 1:05 PM MDT Att: 25,706 - Cloudy - 84 F																					
Mark Kotsay, L OBP: 0.355, SLG: 0.452	K		K	FC4-6 1-2		HR BB			F8	5	1	1	0	1	2	5																						
Ryan Klesko, L OBP: 0.392, SLG: 0.542			FC4-6 1-2			HR			P4	5	2	3	3	1	0	2																						
Phil Nevin, R Gene Kingsale, S OBP: 0.338, SLG: 0.427 OBP: 0.353, SLG: 0.414	F9		K			1B BB			G3	2	1	0	0	2	1	2																						
Ron Gant, R Julius Matos, R OBP: 0.346, SLG: 0.507 OBP: 0.286, SLG: 0.294		L4				P5			P4	3	2	1	0	1	0	1																						
Bubba Tramell, R Brandon Villafuerte, R Jason Shiell, R Mike Holtz, L Trevor Hoffman, R		G1-3				2B SF7 BB			L9	5	0	1	0	0	1	2																						
Sean Burroughs, L OBP: 0.306, SLG: 0.318						SH1-4 2B				0	0	0	0	0	0	0																						
Tom Lampkin, L OBP: 0.310, SLG: 0.365						SH1-4 IBB				3	1	3	1	2	0	0																						
Brian Lawrence, R Kevin Walker, L Cesar Crespo, S OBP: 0.169, SLG: 0.133 OBP: 0.273, SLG: 0.263						SF7			G4-3	2	1	1	3	2	0	1																						
						SH1-4				3	0	0	0	0	1	5																						
						L5				0	0	0	0	0	0	0																						
										1	1	1	0	0	0	0																						
<b>Inning Stats</b>	R: 0 E: 0 K: 1 S: 8	H: 0 LOB: 1 BB: 1 P: 16	R: 0 E: 0 K: 0 S: 6	H: 0 LOB: 2 BB: 2 P: 15	R: 0 E: 0 K: 2 S: 12	H: 1 LOB: 1 BB: 0 P: 16	R: 1 E: 0 K: 0 S: 9	H: 1 LOB: 3 BB: 3 P: 27	R: 1 E: 0 K: 0 S: 9	H: 2 LOB: 3 BB: 2 P: 19	R: 6 E: 0 K: 2 S: 22	H: 4 LOB: 0 BB: 2 P: 39	R: 0 E: 0 K: 0 S: 8	H: 1 LOB: 1 BB: 0 P: 10	R: 0 E: 0 K: 0 S: 12	H: 1 LOB: 1 BB: 0 P: 17	R: 1 E: 0 K: 0 S: 8	H: 3 LOB: 2 BB: 0 P: 9	1B: 7 2B: 3 3B: 0 HR: 3	SF: 1 SAC: 1 DP: 0 HBP: 0	WP: 0 PA: 50 PB: 1 SB: 3 CS: 0																	
<b>PITCHER</b>	IP	WLS	BF	H	R	ER	SO	BB	IBB	HBP	BLK	WP	HR	S	P	ERA	WHIP	<b>PITCHER</b>				IP	WLS	BF	H	R	ER	SO	BB	IBB	HBP	BLK	WP	HR	S	P	ERA	WHIP
Jason Jennings, R ERA: 4.51	5.1	L	31	5	5	5	3	8	2	0	0	0	2	49	108	8.44	2.438					0	1	17	23	0	8	11	0.00	3.000								
Victor Santos, R ERA: 9.0	0.1		2	1	0	0	1	0	0	0	0	0	0	8	11	0.00	3.000					0	1	17	23	0	8	11	0.00	2.250								
40 Brian Fuentes, L ERA: 5.65	1.1		7	3	3	3	1	0	0	0	0	0	0	1	17	20.25	2.250					0	0	12	17	0	0	12	17	0.00	1.000							
Mark Corey, R ERA: 7.29	1.0		4	1	0	0	0	0	0	0	0	0	0	8	9	9.00	3.000					0	0	8	9	9.00	3.000											
Justin Speier, R ERA: 4.09	1.0		6	3	1	1	0	0	0	0	0	0	0	8	9	9.00	3.000					0	0	8	9	9.00	3.000											

Batter	1	2	3	4	5	6	7	8	9	AB	R	H	RBI	BB	SO	LOB	BOTTOM																					
Juan Pierre, L OBP: 0.316, SLG: 0.314	G4-3		F8				G4-3		1B 1B BB	4	2	1	0	1	0	0	<b>San Diego Padres @ Colorado Rockies</b> Coors Field, Denver, CO Sun Sep 08 2002, 1:05 PM MDT Att: 25,706 - Cloudy - 84 F																					
Gabe Kapler, R OBP: 0.314, SLG: 0.377	CS 1B						K		17 BB 1B WP 1B	5	1	4	0	0	1	0																						
Larry Walker, L Jack Cust, L OBP: 0.255, SLG: 0.625 OBP: 0.255, SLG: 0.255									17 BB 1B WP 1B	1	0	0	0	3	1	0																						
17 Todd Helton, L OBP: 0.422, SLG: 0.567	P4								17 BB 1B WP 1B	1	0	1	1	0	0	0																						
Todd Zeile, R OBP: 0.351, SLG: 0.414									17 BB 1B WP 1B	4	0	0	0	1	0	5																						
Sandy Alomar Jr., R OBP: 0.308, SLG: 0.431									17 BB 1B WP 1B	3	0	1	0	2	1	0																						
Brent Butler, R Greg Norton, S Justin Speier, R OBP: 0.286, SLG: 0.410 OBP: 0.297, SLG: 0.403									17 BB 1B WP 1B	4	0	0	0	1	0	5																						
Juan Uribe, R Jason Romano, R OBP: 0.275, SLG: 0.324 OBP: 0.291, SLG: 0.293									17 BB 1B WP 1B	3	0	2	0	0	0	0																						
Jason Jennings, L Victor Santos, R 40 Brian Fuentes, L Ross Gload, L Mark Corey, R Terry Shumpert, R OBP: 0.306, SLG: 0.375 ERA: 3.6									17 BB 1B WP 1B	1	0	0	0	0	0	0																						
									17 BB 1B WP 1B	1	0	0	0	0	0	0																						
									17 BB 1B WP 1B	1	0	0	0	0	0	0																						
<b>Inning Stats</b>	R: 0 E: 0 K: 0 S: 11	H: 1 LOB: 1 BB: 1 P: 16	R: 0 E: 0 K: 0 S: 4	H: 0 LOB: 0 BB: 0 P: 7	R: 0 E: 0 K: 0 S: 7	H: 0 LOB: 0 BB: 0 P: 7	R: 0 E: 0 K: 0 S: 6	H: 1 LOB: 2 BB: 2 P: 15	R: 2 E: 1 K: 0 S: 12	H: 4 LOB: 2 BB: 1 P: 23	R: 0 E: 0 K: 2 S: 10	H: 1 LOB: 1 BB: 0 P: 17	R: 0 E: 0 K: 1 S: 11	H: 0 LOB: 0 BB: 0 P: 16	R: 0 E: 0 K: 1 S: 11	H: 1 LOB: 2 BB: 1 P: 22	R: 2 E: 0 K: 0 S: 17	H: 3 LOB: 3 BB: 3 P: 37	1B: 10 2B: 1 3B: 0 HR: 0	SF: 0 SAC: 0 DP: 3 HBP: 0	WP: 1 PA: 42 PB: 0 SB: 0 CS: 1																	
<b>PITCHER</b>	IP	WLS	BF	H	R	ER	SO	BB	IBB	HBP	BLK	WP	HR	S	P	ERA	WHIP	<b>PITCHER</b>				IP	WLS	BF	H	R	ER	SO	BB	IBB	HBP	BLK	WP	HR	S	P	ERA	WHIP
Brian Lawrence, R Kevin Walker, L Brandon Villafuerte, R Jason Shiell, R Mike Holtz, L ERA: 3.6	7.0	W	29	7	2	1	3	4	0	0	0	0	0	10	20	0.00	3.000					0.1	S	1	0	0	0	0	0	0	0	0	1	3	0.00	0.000		
40 Brian Fuentes, L ERA: 2.14	0.1		1	0	0	0	0	0	0	0	0	0	0	1	2	0.00	0.000					0	0	11	21	0	8	11	27.00	6.000								
Jason Shiell, R ERA: 27.0	0.2		5	3	2	2	0	1	0	0	0	0	0	11	21	27.00	6.000					0	0	5	13													
Mike Holtz, L ERA: 3.35	0.0		2	0	0	0	0	2	0	0	0	1	0	5	13							0	0	5	13													





Batter	1	2	3	4	5	6	7	8	9	AB	R	H	RBI	BB	SO	LOB	TOP			
<b>Gene Kingsale, S</b> (1, 8) OBP: 0.364, SLG: 0.413	F9		FC6-4 1B		G6-4-3 1B		K		K	5	0	2	0	0	2	0	<b>San Diego Padres @ Arizona Diamondbacks</b> Bank One Ballpark, Phoenix, AZ Mon Sep 09 2002, 9:35 PM EDT Att: 30,486 - Dome - 72 F <a href="http://livebaseballscorecards.com">livebaseballscorecards.com</a>			
<b>Deivi Cruz, R</b> (1, 6) OBP: 0.302, SLG: 0.381	1B		FC6-4 BB 1-2f		G6-4-3 1-2f		BB		F8 2B	4	0	2	0	1	0	2				
<b>Phil Nevin, R</b> (1, 5) OBP: 0.339, SLG: 0.425	1B		FC6-4 BB 1-2		K		L8		F8 2-3	4	0	1	0	1	1	2				
<b>Ron Gant, R</b> (1, 7) OBP: 0.345, SLG: 0.515	P4		FC6-4 1-2f				G4-3		K	4	1	1	1	0	0	5				
<b>Mark Kotsay, L</b> (9, PH) OBP: 0.356, SLG: 0.451						HR			K	1	0	0	0	0	1	1				
<b>Bubba Trammell, R</b> (1, 9) OBP: 0.337, SLG: 0.423	K								K	4	1	2	0	0	1	2				
<b>Brian Buchanan, R</b> (1, 3)									K	3	0	1	0	1	0	1				
<b>Wiki Gonzalez, R</b> (1, 2) OBP: 0.352, SLG: 0.322									K	3	0	1	0	1	1	2				
<b>Julius Matos, R</b> (1, 4) OBP: 0.286, SLG: 0.287									K	4	0	0	1	0	2	5				
<b>Brett Tomko, R</b> (1, 1) OBP: 0.195, SLG: 0.210									K	2	0	0	0	0	0	2				
<b>Cesar Crespo, S</b> (6, PH) OBP: 0.281, SLG: 0.292									K	1	0	0	0	0	1	2				
<b>Dennis Tankersley, R</b> (6, 1) OBP: 0.308, SLG: 0.215									K	0	0	0	0	0	0	0				
<b>Mike Bynum, L</b> (6, 1) OBP: 0.339, SLG: 0.315									K	1	0	0	0	0	1	1				
<b>Sean Burroughs, L</b> (8, PH) OBP: 0.294, SLG: 0.315									K	0	0	0	0	0	0	0				
<b>Clay Condrey, R</b> (8, 1) OBP: 0.339, SLG: 0.315									K	0	0	0	0	0	0	0				
<b>Inning Stats</b>	R: 0 E: 0 K: 1 S: 12	H: 2 LOB: 2 BB: 0 P: 17	R: 0 E: 0 K: 1 S: 5	H: 0 LOB: 0 BB: 0 P: 7	R: 0 E: 0 K: 0 S: 15	H: 1 LOB: 2 BB: 1 P: 21	R: 0 E: 0 K: 1 S: 16	H: 1 LOB: 2 BB: 1 P: 27	R: 0 E: 0 K: 2 S: 14	H: 3 LOB: 2 BB: 0 P: 18	R: 0 E: 0 K: 1 S: 12	H: 0 LOB: 1 BB: 1 P: 22	R: 1 E: 0 K: 1 S: 12	H: 1 LOB: 1 BB: 1 P: 17	R: 0 E: 0 K: 2 S: 11	H: 1 LOB: 1 BB: 1 P: 14	1B: 7 2B: 2 3B: 0 HR: 1	SF: 0 SAC: 0 DP: 1 HBP: 0	WP: 0 PB: 0 SB: 0 CS: 0	PA: 40
<b>PITCHER</b>	IP	WLS	BF	H	R	ER	SO	BB	IBB	HBP	BLK	WP	HR	S	P	ERA	WHIP			
<b>Randy Johnson, L</b> (1, 1) ERA: 2.53	7.0	W	31	8	1	1	7	3	0	0	0	0	1	81	123	1.29	1.571			
<b>Bret Prinz, R</b> (8, 1) ERA: 9.49	1.0		5	1	1	1	1	1	0	0	0	0	0	12	17	9.00	2.000			
<b>Byung-Hyun Kim, R</b> (9, 1) ERA: 2.24	1.0	S	4	1	0	0	2	0	0	0	0	0	0	11	14	0.00	1.000			

Batter	1	2	3	4	5	6	7	8	9	AB	R	H	RBI	BB	SO	LOB	BOTTOM			
<b>Tony Womack, L</b> (1, 6) OBP: 0.323, SLG: 0.365	F8		1B FC6-4 1B	1B		G3 BB			G1-3	4	1	2	1	1	0	0	<b>San Diego Padres @ Arizona Diamondbacks</b> Bank One Ballpark, Phoenix, AZ Mon Sep 09 2002, 9:35 PM EDT Att: 30,486 - Dome - 72 F <a href="http://livebaseballscorecards.com">livebaseballscorecards.com</a>			
<b>Steve Finley, L</b> (1, 8) OBP: 0.364, SLG: 0.486	G6-3		FC6-4 1B	1B		G3				4	0	2	0	0	0	2				
<b>Junior Spivey, R</b> (1, 4) OBP: 0.387, SLG: 0.471	K		FC6-4 1-2f 3-H	K		G6-3				4	0	0	1	0	2	6				
<b>Luis Gonzalez, L</b> (1, 7) OBP: 0.401, SLG: 0.495			F8 K			G3-1			K	4	0	1	0	0	1	1				
<b>Erubiel Durazo, L</b> (1, 3) OBP: 0.396, SLG: 0.575			HR			F8 K			K	4	1	2	1	0	1	0				
<b>Matt Williams, R</b> (1, 5) OBP: 0.317, SLG: 0.413			HR E4 3B			BB 1B			F2	4	2	3	0	0	0	2				
<b>David Dellucci, L</b> (1, 9) OBP: 0.321, SLG: 0.398			F8 1B 1-2			K			K	3	1	0	0	1	2	3				
<b>Chad Moeller, R</b> (1, 2) OBP: 0.358, SLG: 0.370						G3 2B			G4-3	3	0	1	0	0	0	2				
<b>Chris Donnels, L</b> (8, PH) OBP: 0.304, SLG: 0.464									G4-3	1	0	0	0	0	0	0				
<b>Rod Barajas, R</b> (9, 2) OBP: 0.273, SLG: 0.321									K	0	0	0	0	0	0	0				
<b>Randy Johnson, R</b> (1, 1) OBP: 0.165, SLG: 0.173									K	3	0	1	1	0	0	1				
<b>Bret Prinz, R</b> (8, 1) ERA: 9.49									K	0	0	0	0	0	0	0				
<b>Felix Jose, S</b> (6, PH) OBP: 0.200, SLG: 0.125									K	1	0	0	0	0	1	0				
<b>Byung-Hyun Kim, R</b> (9, 1) OBP: 0.500, SLG: 0.500									K	0	0	0	0	0	0	0				
<b>Inning Stats</b>	R: 0 E: 0 K: 1 S: 7	H: 0 LOB: 0 BB: 0 P: 9	R: 2 E: 1 K: 0 S: 8	H: 2 LOB: 0 BB: 0 P: 12	R: 1 E: 0 K: 1 S: 10	H: 2 LOB: 1 BB: 0 P: 15	R: 2 E: 0 K: 1 S: 17	H: 4 LOB: 3 BB: 1 P: 25	R: 0 E: 0 K: 2 S: 12	H: 1 LOB: 1 BB: 0 P: 18	R: 0 E: 0 K: 0 S: 13	H: 1 LOB: 2 BB: 1 P: 23	R: 0 E: 0 K: 1 S: 13	H: 2 LOB: 2 BB: 0 P: 18	R: 0 E: 0 K: 1 S: 9	H: 0 LOB: 0 BB: 0 P: 12	1B: 9 2B: 2 3B: 1 HR: 1	SF: 0 SAC: 0 DP: 1 HBP: 0	WP: 0 PB: 0 SB: 0 CS: 1	PA: 37
<b>PITCHER</b>	IP	WLS	BF	H	R	ER	SO	BB	IBB	HBP	BLK	WP	HR	S	P	ERA	WHIP			
<b>Brett Tomko, R</b> (1, 1) ERA: 4.15	5.0	L	25	9	5	5	5	1	0	0	0	0	0	54	79	9.00	2.000			
<b>Dennis Tankersley, R</b> (6, 1) ERA: 7.24	0.1		2	1	0	0	0	0	0	0	0	0	0	5	8	0.00	3.000			
<b>Mike Bynum, L</b> (6, 1) ERA: 3.93	1.2		7	2	0	0	1	1	0	0	0	0	0	21	33	0.00	1.800			
<b>Clay Condrey, R</b> (8, 1) ERA: 2.24	1.0		3	0	0	0	1	0	0	0	0	0	0	9	12	0.00	0.000			



Batter	1	2	3	4	5	6	7	8	9	AB	R	H	RBI	BB	SO	LOB	TOP										
Ramón Vázquez, L (1,6) OBP: 0.356, SLG: 0.359	G3		G6-3			K			F7	4	0	0	0	0	1	1	<b>San Diego Padres @ Arizona Diamondbacks</b> Bank One Ballpark, Phoenix, AZ Tue Sep 10 2002, 9:35 PM EDT Att: 33,382 - Dome - 72 F <a href="http://livebaseballscorecards.com">livebaseballscorecards.com</a>										
Mark Kotsay, L (1,8) OBP: 0.355, SLG: 0.447	G4-3			K		G4-3			K	4	0	0	0	0	2	0											
Ryan Klesko, L (1,3) OBP: 0.393, SLG: 0.547	K				HR		F8		BB 1B	3	2	1	1	1	1	0											
Phil Nevin, R (1,5) OBP: 0.338, SLG: 0.421		L8		K			K		BB 1B	3	0	0	0	1	2	0											
Sean Burroughs, L (1,4) OBP: 0.302, SLG: 0.314	K		G6-3				K		BB 1B	4	0	1	1	0	2	0											
Gene Kingsale, S (1,9) OBP: 0.382, SLG: 0.409					B1-3			F8	G5-3	4	0	1	0	0	2												
29 Kory DeHaan, L (1,7) Jeremy Fikac, R (1,1) Doug Nickle, R (7,1) Brian Buchanan, R (1,1) Jason Shieff, R (1,1) Jonathan Johnson, R (1,1)						K				2	0	0	0	0	2	1											
Wiki Gonzalez, R (1,2) OBP: 0.352, SLG: 0.322			G4-3			F9			BB 1B	3	0	1	0	0	0	0											
44 Jake Peavy, R (1,1) Cesar Crespo, S (5,7) OBP: 0.280, SLG: 0.273			K						CS 1B	1	0	0	0	0	1	0											
										2	0	1	0	0	1	1											
<b>Inning Stats</b>	R: 0 E: 0 K: 1 S: 8	H: 0 LOB: 0 BB: 0 P: 9	R: 0 E: 0 K: 2 S: 14	H: 1 LOB: 1 BB: 0 P: 21	R: 0 E: 0 K: 1 S: 9	H: 0 LOB: 0 BB: 0 P: 12	R: 1 E: 0 K: 2 S: 12	H: 1 LOB: 0 BB: 0 P: 17	R: 0 E: 0 K: 1 S: 7	H: 0 LOB: 0 BB: 0 P: 10	R: 0 E: 0 K: 1 S: 7	H: 1 LOB: 0 BB: 0 P: 11	R: 0 E: 0 K: 1 S: 9	H: 0 LOB: 0 BB: 0 P: 12	R: 0 E: 0 K: 1 S: 13	H: 1 LOB: 1 BB: 0 P: 18	R: 1 E: 0 K: 1 S: 19	H: 1 LOB: 2 BB: 2 P: 34	1B: 4 2B: 1 3B: 0 HR: 1	SF: 0 SAC: 0 DP: 1 HBP: 0	WP: 0 PB: 0 SB: 1 CS: 1	PA: 33					
<b>PITCHER</b>	IP	WLS	BF	H	R	ER	SO	BB	IBB	HBP	BLK	WP	HR	S	P	ERA	WHIP										
Curt Schilling, R (1,1) ERA: 2.76	7.0	W	23	3	1	1	10	0	0	0	0	0	1	66	92	1.29	0.429										
Matt Mantei, R (8,1) ERA: 3.63	1.0		4	1	0	0	1	0	0	0	0	0	0	13	18	0.00	1.000										
Mike Myers, L (9,1) ERA: 4.18	1.0		6	1	1	1	1	2	0	0	0	0	0	19	34	9.00	3.000										

Batter	1	2	3	4	5	6	7	8	9	AB	R	H	RBI	BB	SO	LOB	BOTTOM										
Tony Womack, L (1,6) OBP: 0.322, SLG: 0.362	G4-3		1B WP BB	F7		G6-3	FC6-4			4	1	0	0	1	0	5	<b>San Diego Padres @ Arizona Diamondbacks</b> Bank One Ballpark, Phoenix, AZ Tue Sep 10 2002, 9:35 PM EDT Att: 33,382 - Dome - 72 F <a href="http://livebaseballscorecards.com">livebaseballscorecards.com</a>										
Steve Finley, L (1,8) OBP: 0.385, SLG: 0.492		HR	K		FC5-4 1B	F5		K	5	1	2	1	0	2	1												
Junior Spivey, R (1,4) OBP: 0.388, SLG: 0.470	K		WP 1B		FC5-4 HR	K		1B	5	1	2	0	0	2	1												
Luis Gonzalez, L (1,7) OBP: 0.404, SLG: 0.502		BB	K		HR		G5-4-3 BB 1B	1B	3	2	2	2	2	1	1												
Erubiel Durazo, L (1,3) OBP: 0.400, SLG: 0.577	P6			BB 2B	HR BB		G5-4-3 BB	F8	3	1	1	0	2	0	3												
Matt Williams, R (1,5) OBP: 0.320, SLG: 0.432		P3		BB 1B	HR BB		G5-4-3 BB	K	5	1	2	2	0	1	4												
David Dellucci, L (1,9) Quinton McCracken, S (7,9) OBP: 0.370, SLG: 0.460		K			HR		BB 1B	1B	2	0	1	0	1	1	0												
Damian Miller, R (1,2) OBP: 0.337, SLG: 0.431		G6-3		BB	HR		BB 1B	1B	4	0	1	0	0	1	4												
Curt Schilling, R (1,1) Chris Donnels, L (7,PH) Matt Mantei, R (8,1) Mike Myers, L (9,1)			G6-3			G4-3		FC6-4 1B	3	0	0	0	0	1	4												
									1	0	1	1	0	0	0												
									0	0	0	0	0	0	0												
<b>Inning Stats</b>	R: 1 E: 0 K: 1 S: 12	H: 1 LOB: 1 BB: 1 P: 21	R: 0 E: 0 K: 1 S: 5	H: 0 LOB: 0 BB: 0 P: 6	R: 1 E: 0 K: 2 S: 15	H: 1 LOB: 1 BB: 1 P: 27	R: 0 E: 0 K: 2 S: 19	H: 2 LOB: 3 BB: 1 P: 28	R: 4 E: 0 K: 0 S: 13	H: 4 LOB: 1 BB: 1 P: 22	R: 0 E: 0 K: 1 S: 7	H: 0 LOB: 0 BB: 0 P: 10	R: 2 E: 0 K: 0 S: 9	H: 3 LOB: 2 BB: 2 P: 23	R: 0 E: 0 K: 2 S: 11	H: 2 LOB: 2 BB: 0 P: 17	R: 0 E: 0 K: 2 S: 11	H: 2 LOB: 2 BB: 0 P: 17	1B: 9 2B: 1 3B: 0 HR: 3	SF: 0 SAC: 0 DP: 1 HBP: 0	WP: 2 PB: 0 SB: 1 CS: 0	PA: 42					
<b>PITCHER</b>	IP	WLS	BF	H	R	ER	SO	BB	IBB	HBP	BLK	WP	HR	S	P	ERA	WHIP										
44 Jake Peavy, R (1,1) ERA: 4.73	4.1	L	23	6	5	5	6	4	0	0	0	0	2	55	93	10.38	2.308										
Jeremy Fikac, R (5,1) ERA: 4.83	1.2		7	2	1	1	1	0	0	0	0	0	1	16	21	5.40	1.200										
Doug Nickle, R (7,1) ERA: 7.27	1.0		7	3	2	2	0	2	0	0	0	0	0	9	23	18.00	5.000										
Jason Shieff, R (8,1) ERA: 18.0	0.1		3	2	0	0	1	0	0	0	0	0	0	6	10	0.00	6.000										
Jonathan Johnson, R (8,1) ERA: 3.12	0.2		2	0	0	0	1	0	0	0	0	0	0	5	7	0.00	0.000										











Batter	1	2	3	4	5	6	7	8	9	AB	R	H	RBI	BB	SO	LOB	TOP					
<b>Kenny Lofton, L</b> (1, 8) OBP: 0.337, SLG: 0.407 <b>Tsuyoshi Shinjo, R</b> (8, FH) OBP: 0.296, SLG: 0.375	F8		1B		K	1B		G6-3		4	2	2	0	0	1	0	<b>San Francisco Giants @ San Diego Padres</b> Qualcomm Stadium, San Diego, CA Fri Sep 13, 2002, 10:05 PM EDT Att: 25,857 - Sunny - 70 F					
<b>Rich Aurilia, R</b> (1, 6) OBP: 0.304, SLG: 0.400	1B		1B		F8	1B		2B		5	0	4	2	0	0							
<b>Barry Bonds, L</b> (1, 7) OBP: 0.577, SLG: 0.813 <b>Tom Goodwin, L</b> (8, 7) OBP: 0.304, SLG: 0.290	1B		1B					1B		4	2	4	3	1	0	0						
<b>Jeff Kent, R</b> (1, 4) OBP: 0.374, SLG: 0.571 <b>Aaron Fultz, L</b> (8, 1)	K		K					FC5-2-6		5	1	1	2	0	2	8						
<b>J.T. Snow, L</b> (1, 3) OBP: 0.342, SLG: 0.356	FC6		G3					1B		4	0	2	1	1	0	3						
<b>Reggie Sanders, R</b> (1, 9) OBP: 0.321, SLG: 0.434					F3			K		5	1	0	0	0	3	4						
<b>David Bell, R</b> (1, 5) OBP: 0.320, SLG: 0.432 <b>Pedro Feliz, R</b> (9, FH) OBP: 0.284, SLG: 0.321		G5-3			K			2B		4	1	1	1	0	2	1						
<b>Yorvit Torrealba, R</b> (1, 2) OBP: 0.345, SLG: 0.371		G5-3			G5-3			K		5	0	0	0	0	2	2						
<b>Russ Ortiz, R</b> (1, 1) OBP: 0.314, SLG: 0.381 <b>Ramon Martinez, R</b> (8, 4) OBP: 0.342, SLG: 0.421					1B			G6-3		4	3	3	1	0	0	0						
<b>Inning Stats</b>	R: 0 E: 0 K: 1 S: 11	H: 2 LOB: 2 BB: 0 P: 17	R: 0 E: 0 K: 1 S: 9	H: 0 LOB: 0 BB: 0 P: 13	R: 2 E: 0 K: 1 S: 14	H: 4 LOB: 1 BB: 0 P: 24	R: 0 E: 0 K: 1 S: 11	H: 0 LOB: 0 BB: 0 P: 15	R: 0 E: 0 K: 1 S: 9	H: 0 LOB: 0 BB: 0 P: 14	R: 6 E: 0 K: 1 S: 37	H: 7 LOB: 2 BB: 1 P: 57	R: 0 E: 0 K: 2 S: 11	H: 0 LOB: 1 BB: 1 P: 17	R: 2 E: 0 K: 1 S: 14	H: 4 LOB: 2 BB: 0 P: 20		R: 0 E: 0 K: 2 S: 9	H: 0 LOB: 0 BB: 0 P: 13	1B: 12 2B: 5 3B: 0 HR: 1	SF: 0 SAC: 0 DP: 1 HBP: 0	WP: 0 PB: 0 SB: 0 CS: 2
<b>PITCHER</b>	IP	WLS	BF	H	R	ER	SO	BB	IBB	HBP	BLK	WP	HR	S	P	ERA	WHIP					
<b>Brian Lawrence, R</b> (1, 1) ERA: 3.68 <b>Jonathan Johnson, R</b> (8, 1) ERA: 5.23 <b>Mike Bynum, L</b> (6, 1) ERA: 3.91 <b>Doug Nickle, R</b> (7, 1) ERA: 6.52 <b>Jeremy Fikac, R</b> (8, 1) ERA: 4.98	5.0	L	23	8	5	5	5	1	0	0	0	0	1	70	107	9.00	1.800					

Batter	1	2	3	4	5	6	7	8	9	AB	R	H	RBI	BB	SO	LOB	BOTTOM					
<b>Ramón Vázquez, L</b> (1, 6) OBP: 0.354, SLG: 0.358	SF7		G1-3					F7		3	1	1	0	1	0	1	<b>San Francisco Giants @ San Diego Padres</b> Qualcomm Stadium, San Diego, CA Fri Sep 13, 2002, 10:05 PM EDT Att: 25,857 - Sunny - 70 F					
<b>Mark Kotsay, L</b> (1, 8) OBP: 0.387, SLG: 0.447 <b>Jeremy Fikac, R</b> (8, 1)	K		G4-3					F7		4	0	1	0	0	1	3						
<b>Ryan Klesko, L</b> (1, 3) OBP: 0.392, SLG: 0.543 <b>29 Kory DeHaan, L</b> (9, 9) OBP: 0.143, SLG: 0.143	SF7		G4-3					P3		3	0	0	1	0	1	1						
<b>Phil Nevin, R</b> (1, 5) OBP: 0.334, SLG: 0.411 <b>Julius Matos, R</b> (9, 4) OBP: 0.293, SLG: 0.291	K				G6-3			P3		4	0	0	0	0	1	0						
<b>Sean Burroughs, L</b> (1, 4) OBP: 0.321, SLG: 0.325			SH5-3					G6-3		4	0	0	0	0	1	0						
<b>Gene Kingsale, S</b> (1, 7) OBP: 0.380, SLG: 0.403			SH5-3					G4-3		3	1	2	0	1	0	0						
<b>Brian Buchanan, R</b> (1, 9) OBP: 0.313, SLG: 0.452					F3			G4-3		3	0	0	0	0	1	2						
<b>Tom Lampkin, L</b> (1, 2) OBP: 0.308, SLG: 0.360								F9		4	1	2	2	0	1	1						
<b>Brian Lawrence, R</b> (1, 1) ERA: 3.57 <b>Jonathan Johnson, R</b> (8, 1) ERA: 5.12 <b>Mike Bynum, L</b> (6, 1) ERA: 3.91 <b>Doug Nickle, R</b> (7, 1) ERA: 6.52 <b>Ray Lankford, L</b> (8, 7) ERA: 4.36	7.2	W	31	7	3	3	4	3	0	0	0	0	0	0	0	2						
<b>Inning Stats</b>	R: 1 E: 0 K: 2 S: 12	H: 1 LOB: 0 BB: 0 P: 21	R: 1 E: 0 K: 0 S: 9	H: 2 LOB: 1 BB: 0 P: 12	R: 0 E: 0 K: 0 S: 8	H: 1 LOB: 1 BB: 0 P: 13	R: 0 E: 0 K: 0 S: 5	H: 0 LOB: 1 BB: 1 P: 11	R: 0 E: 0 K: 0 S: 7	H: 0 LOB: 2 BB: 2 P: 17	R: 0 E: 0 K: 2 S: 13	H: 1 LOB: 1 BB: 0 P: 20	R: 1 E: 1 K: 0 S: 10	H: 2 LOB: 1 BB: 0 P: 16	R: 0 E: 0 K: 0 S: 7	H: 0 LOB: 0 BB: 0 P: 10		R: 0 E: 0 K: 1 S: 5	H: 0 LOB: 0 BB: 0 P: 7	1B: 4 2B: 1 3B: 1 HR: 1	SF: 1 SAC: 1 DP: 0 HBP: 0	WP: 0 PB: 0 SB: 0 CS: 1
<b>PITCHER</b>	IP	WLS	BF	H	R	ER	SO	BB	IBB	HBP	BLK	WP	HR	S	P	ERA	WHIP					
<b>Russ Ortiz, R</b> (1, 1) ERA: 3.57 <b>Aaron Fultz, L</b> (8, 1) ERA: 5.12	1.1		4	0	0	0	1	0	0	0	0	0	0	6	8	0.00	0.000					









Batter	1	2	3	4	5	6	7	8	9	AB	R	H	RBI	BB	SO	LOB	TOP								
Ramón Vázquez, L OBP: 0.391, SLG: 0.358 (1, 6)	F7		G3			F7		G4-3		4	0	0	0	0	0	0	<b>San Diego Padres @ San Francisco Giants</b> PacBell Park, San Francisco, CA Sun Sep 15 2002, 5:05 PM EDT Att: 41,116 - Cloudy - 67°F								
Mark Kotsay, L OBP: 0.355, SLG: 0.446 (1, 8)	2B		K			HR		BB		2	2	1	0	2	1	0									
Ryan Klesko, L OBP: 0.396, SLG: 0.557 (1, 3)	G3-1 2H		F8			HR		K		4	1	2	3	0	1	1									
Phil Nevin, R OBP: 0.337, SLG: 0.413 (9, FR)	G3-1			G6-3		G5-3			1B	4	0	1	0	0	0	1									
Cesar Crespo, S OBP: 0.259, SLG: 0.250 Julius Matos, R OBP: 0.282, SLG: 0.290 (9, 5)	2-3							1B	0	0	1	0	0	0	0	0									
Sean Burroughs, L OBP: 0.322, SLG: 0.321 Kevin Walker, L (7, 1)				L7		F7		L3	2	0	0	0	0	1	0	0									
Tom Lampkin, L OBP: 0.307, SLG: 0.358 Brandon Villafrute, R (7, 1)									0	0	0	0	0	0	0	1									
Brian Buchanan, R OBP: 0.312, SLG: 0.450 (9, PH)	BB								1	0	0	0	0	0	1	1									
Ray Lankford, L OBP: 0.339, SLG: 0.368 29 Kory DeHaan, L OBP: 0.125, SLG: 0.125 (1, 7)	K			G4-3			G5-3		K	3	0	0	0	0	1	2									
Gene Kingsale, S OBP: 0.364, SLG: 0.407 (1, 9)		P5				K2-3		K2-3		4	0	1	1	0	2	0									
Wil Nieves, R OBP: 0.217, SLG: 0.246 Trevor Hoffman, R (9, 1)	K					G1-6-3		K	3	0	0	0	0	0	1	0									
44 Jake Peavy, R OBP: 0.241, SLG: 0.345 Deivi Cruz, R OBP: 0.301, SLG: 0.376 Clay Condrey, R (6, 1)	F8					F7		K	2	0	0	0	0	0	0	0									
										1	0	0	0	0	1	0									
										0	0	0	0	0	0	0									
<b>Inning Stats</b>	R: 1 E: 0 K: 1 S: 16	H: 2 LOB: 2 BB: 1 P: 23	R: 0 E: 0 K: 1 S: 8	H: 0 LOB: 0 BB: 0 P: 12	R: 0 E: 0 K: 1 S: 9	H: 0 LOB: 0 BB: 0 P: 14	R: 0 E: 0 K: 0 S: 7	H: 0 LOB: 0 BB: 0 P: 12	R: 0 E: 0 K: 1 S: 5	H: 0 LOB: 0 BB: 0 P: 5	R: 2 E: 0 K: 0 S: 14	H: 1 LOB: 0 BB: 1 P: 25	R: 0 E: 0 K: 1 S: 7	H: 0 LOB: 0 BB: 0 P: 9	R: 0 E: 0 K: 2 S: 10	H: 0 LOB: 1 BB: 1 P: 16	R: 1 E: 0 K: 2 S: 17	H: 2 LOB: 1 BB: 0 P: 24	1B: 2 2B: 2 3B: 0 HR: 1	SF: 0 SAC: 0 DP: 0 HBP: 0	WP: 0 PB: 0 SB: 2 CS: 0	PA: 35			
<b>PITCHER</b>	IP	WLS	BF	H	R	ER	SO	BB	IBB	HBP	BLK	WP	HR	S	P	ERA	WHIP								
Kurt Ainsworth, R ERA: 2.49 Aaron Fultz, L ERA: 5.09 Jay Witasick, R ERA: 2.53 Scott Eyre, L ERA: 4.52 Felix Rodriguez, R ERA: 4.45	5.2	L	22	3	3	3	4	2	0	0	0	0	1	56	86	4.76	0.882								

Batter	1	2	3	4	5	6	7	8	9	AB	R	H	RBI	BB	SO	LOB	BOTTOM								
Kenny Lofton, L OBP: 0.343, SLG: 0.410 (1, 8)	G6-4-3 1B		BB			WP		F7		3	0	2	0	2	0	0	<b>San Diego Padres @ San Francisco Giants</b> PacBell Park, San Francisco, CA Sun Sep 15 2002, 5:05 PM EDT Att: 41,116 - Cloudy - 67°F								
Rich Aurilia, R OBP: 0.308, SLG: 0.404 Cody Ransom, R (9, FR)	G6-4-3 1-2		P4		P4		G5-3 2B		BB	5	0	2	0	0	0	5									
Barry Bonds, L OBP: 0.578, SLG: 0.805 (1, 7)	F8			K		IBB		BB		3	0	0	0	2	2	3									
Jeff Kent, R OBP: 0.371, SLG: 0.566 (1, 4)		K		F9		F8		G5-3 2-3		5	0	0	0	0	2	7									
J.T. Snow, L OBP: 0.347, SLG: 0.365 (1, 3)		K		1B		2B		1B		3	0	2	0	1	1	0									
Reggie Sanders, R OBP: 0.323, SLG: 0.440 (1, 9)		K				1B		F7		4	0	1	0	0	2	2									
Bill Mueller, S OBP: 0.352, SLG: 0.397 Felix Rodriguez, R OBP: 1.000, SLG: 1.000 (9, 1)			G4-3		F9			G6-4-3 1-2		4	0	1	0	0	0	3									
Yorvit Torrealba, R OBP: 0.348, SLG: 0.381 Ramon Martinez, R OBP: 0.340, SLG: 0.419 Jay Witasick, R (7, 1)			G4-3			G2-3		K		2	0	1	0	0	0	0									
Scott Eyre, L (8, 1)									1B	0	0	0	0	0	0	0									
David Bell, R OBP: 0.324, SLG: 0.434 (9, 5)									1B	1	0	1	0	0	0	0									
Kurt Ainsworth, R OBP: 0.167, SLG: 0.333 Aaron Fultz, L (6, 1)			G4-3						K	2	1	1	0	0	0	1									
Benito Santiago, R OBP: 0.309, SLG: 0.442 (7, 2)						1B		K		1	0	0	0	0	1	2									
52 Trey Lunsford, R OBP: 0.500, SLG: 0.500 (9, 2)						WP			K	1	0	0	0	0	1	1									
<b>Inning Stats</b>	R: 0 E: 0 K: 0 S: 5	H: 1 LOB: 0 BB: 0 P: 11	R: 0 E: 0 K: 3 S: 11	H: 0 LOB: 0 BB: 0 P: 15	R: 0 E: 0 K: 1 S: 12	H: 1 LOB: 2 BB: 1 P: 23	R: 0 E: 0 K: 1 S: 14	H: 2 LOB: 2 BB: 0 P: 19	R: 1 E: 0 K: 0 S: 12	H: 2 LOB: 2 BB: 1 P: 22	R: 0 E: 0 K: 2 S: 12	H: 1 LOB: 1 BB: 1 P: 19	R: 0 E: 0 K: 1 S: 6	H: 1 LOB: 0 BB: 0 P: 10	R: 0 E: 0 K: 3 S: 16	H: 2 LOB: 3 BB: 1 P: 29	1B: 7 2B: 4 3B: 0 HR: 0	SF: 0 SAC: 0 DP: 3 HBP: 0	WP: 2 PB: 0 SB: 0 CS: 0	PA: 40					
<b>PITCHER</b>	IP	WLS	BF	H	R	ER	SO	BB	IBB	HBP	BLK	WP	HR	S	P	ERA	WHIP								
44 Jake Peavy, R ERA: 4.55 Clay Condrey, R ERA: Kevin Walker, L ERA: 6.0 Brandon Villafrute, R ERA: 1.8 Trevor Hoffman, R ERA: 2.5	1.1	H	6	2	0	0	2	0	0	0	0	0	0	13	16	0.00	1.500								





Batter	1	2	3	4	5	6	7	8	9	AB	R	H	RBI	BB	SO	LOB	TOP				
<b>Tony Womack, L</b> (1, 6) OBP: 0.323, SLG: 0.357	F5		G5-3			P5		1B		4	0	1	0	0	0	0	<b>Arizona Diamondbacks @ San Diego Padres</b> Qualcomm Stadium, San Diego, CA Tue Sep 17 2002, 10:05 PM EDT Att: 17,857 - Sunny - 68 F				
<b>Steve Finley, L</b> (1, 8) OBP: 0.388, SLG: 0.500	G4-3			K		G4-3		1B		4	0	1	1	0	1	0					
<b>Junior Spivey, R</b> (1, 4) OBP: 0.388, SLG: 0.473	P6			K		K		K		4	0	0	0	0	3	3					
<b>Luis Gonzalez, L</b> (1, 7) OBP: 0.401, SLG: 0.497		BB		HR					F7	3	1	1	1	1	1	0					
<b>Erubiel Durazo, L</b> (1, 3) OBP: 0.398, SLG: 0.574		G6-4-3		G5-3					F8	3	0	0	0	1	0	0					
<b>Matt Williams, R</b> (1, 5) OBP: 0.305, SLG: 0.424						F8			F9	4	0	0	0	0	0	2					
<b>David Dellucci, L</b> (1, 9) OBP: 0.335, SLG: 0.418 <b>Quinton McCracken, S</b> (8, PH) OBP: 0.373, SLG: 0.466						WP				2	0	1	0	0	0	2					
<b>Rod Barajas, R</b> (1, 2) OBP: 0.263, SLG: 0.307				G4-3		L9		P4		3	0	0	0	0	0	1					
<b>Miguel Batista, R</b> (1, 1) OBP: 0.229, SLG: 0.289 <b>Greg Colbrunn, R</b> (8, PH) OBP: 0.356, SLG: 0.565 <b>Mark Little, R</b> (8, PR) OBP: 0.303, SLG: 0.272 <b>Greg Swindell, L</b> (8, 1)				K				1B		2	0	0	0	0	2	1					
<b>Inning Stats</b>	R: 0 E: 0 K: 0 S: 10	H: 0 LOB: 0 BB: 0 P: 17	R: 0 E: 0 K: 0 S: 7	H: 0 LOB: 1 BB: 2 P: 18	R: 0 E: 0 K: 1 S: 9	H: 0 LOB: 0 BB: 0 P: 11	R: 1 E: 0 K: 2 S: 11	H: 1 LOB: 0 BB: 0 P: 15	R: 0 E: 0 K: 1 S: 8	H: 0 LOB: 0 BB: 0 P: 11	R: 0 E: 0 K: 1 S: 8	H: 0 LOB: 0 BB: 0 P: 13	R: 1 E: 0 K: 2 S: 16	H: 2 LOB: 3 BB: 1 P: 24	R: 0 E: 0 K: 0 S: 4	H: 0 LOB: 0 BB: 0 P: 9	1B: 2 2B: 1 3B: 0 HR: 1	SF: 0 SAC: 0 DP: 1 HBP: 0	WP: 1 PB: 0 SB: 0 CS: 0	PA: 33	
<b>PITCHER</b>	IP	WLS	BF	H	R	ER	SO	BB	IBB	HBP	BLK	WP	HR	S	P	ERA	WHIP				
<b>Adam Eaton, R</b> (1, 1) ERA: 7.91 <b>Mike Holtz, L</b> (8, 1) ERA: 5.5 <b>Brandon Villafuerte, R</b> (8, 1) ERA: 1.78 <b>Trevor Hoffman, R</b> (9, 1) ERA: 2.45	7.0	W	24	2	1	1	6	2	0	0	0	1	1	61	98	1.29	0.571				
	0.2	H	5	2	1	1	1	1	0	0	0	0	0	13	19	13.50	4.500				
	0.1	H	1	0	0	0	1	0	0	0	0	0	0	3	5	0.00	0.000				
	1.0	S	3	0	0	0	0	0	0	0	0	0	0	4	9	0.00	0.000				

AB 30  
R 2  
H 4  
RBI 2  
BB 3  
SO 8  
LOB 9



Batter	1	2	3	4	5	6	7	8	9	AB	R	H	RBI	BB	SO	LOB	BOTTOM				
<b>Ramón Vázquez, L</b> (1, 4) OBP: 0.348, SLG: 0.354	B5-3		G4-3			G6-3		G1-3		4	0	0	0	0	0	1	<b>Arizona Diamondbacks @ San Diego Padres</b> Qualcomm Stadium, San Diego, CA Tue Sep 17 2002, 10:05 PM EDT Att: 17,857 - Sunny - 68 F				
<b>Mark Kotsay, L</b> (1, 8) OBP: 0.381, SLG: 0.448	1B		L3			G3-1		1B		3	1	2	0	1	0	0					
<b>Ryan Klesko, L</b> (1, 3) OBP: 0.395, SLG: 0.554	2B		L3			F8		K		4	1	1	0	0	1	2					
<b>Ray Lankford, L</b> (1, 7) OBP: 0.339, SLG: 0.372 <b>29 Kory DeHaan, L</b> (7, 7) OBP: 0.125, SLG: 0.125	E9					G4-3				3	1	1	1	0	1	0					
<b>Sean Burroughs, L</b> (1, 5) OBP: 0.322, SLG: 0.321	G4-3					G4-3		FC3-6		3	0	1	0	0	0	0					
<b>Gene Kingsale, S</b> (1, 9) OBP: 0.358, SLG: 0.401	F8					K		FC3-6		3	0	0	0	0	1	1					
<b>Deivi Cruz, R</b> (1, 6) OBP: 0.299, SLG: 0.374			G6-3			L7		FC4-6		3	0	0	0	0	0	1					
<b>Wiki Gonzalez, R</b> (1, 2) OBP: 0.337, SLG: 0.306			G4-3			G6-3		G5-3		3	0	0	0	0	0	1					
<b>Adam Eaton, R</b> (1, 1) <b>Mike Holtz, L</b> (8, 1) <b>Brandon Villafuerte, R</b> (8, 1) <b>Brian Buchanan, R</b> (8, PH) OBP: 0.310, SLG: 0.448 <b>Trevor Hoffman, R</b> (9, 1)								K		1	0	0	0	1	1	0					
<b>Inning Stats</b>	R: 3 E: 1 K: 0 S: 14	H: 3 LOB: 0 BB: 0 P: 22	R: 0 E: 0 K: 1 S: 7	H: 0 LOB: 0 BB: 0 P: 11	R: 0 E: 0 K: 0 S: 6	H: 0 LOB: 0 BB: 1 P: 10	R: 0 E: 0 K: 2 S: 9	H: 0 LOB: 0 BB: 0 P: 14	R: 0 E: 0 K: 0 S: 10	H: 0 LOB: 1 BB: 1 P: 16	R: 0 E: 0 K: 0 S: 6	H: 0 LOB: 0 BB: 0 P: 11	R: 0 E: 0 K: 0 S: 8	H: 1 LOB: 1 BB: 0 P: 9	R: 0 E: 0 K: 2 S: 10	H: 1 LOB: 1 BB: 0 P: 10	1B: 4 2B: 2 3B: 0 HR: 0	SF: 0 SAC: 0 DP: 1 HBP: 0	WP: 0 PB: 0 SB: 0 CS: 0	PA: 30	
<b>PITCHER</b>	IP	WLS	BF	H	R	ER	SO	BB	IBB	HBP	BLK	WP	HR	S	P	ERA	WHIP				
<b>Miguel Batista, R</b> (1, 1) ERA: 4.1 <b>Greg Swindell, L</b> (8, 1) ERA: 4.31	7.0	L	26	4	3	2	3	2	0	0	0	0	0	60	93	2.57	0.857				
	1.0		4	1	0	0	2	0	0	0	0	0	0	10	10	0.00	1.000				

AB 28  
R 3  
H 5  
RBI 1  
BB 2  
SO 5  
LOB 6





Batter	1	2	3	4	5	6	7	8	9	AB	R	H	RBI	BB	SO	LOB	TOP					
Quinton McCracken, S OBP: 0.372, SLG: 0.466	F8	G5-3		HR		K			F8	6	2	2	2	0	1	1	<b>Arizona Diamondbacks @ San Diego Padres</b> <b>Qualcomm Stadium, San Diego, CA</b> Wed Sep 18 2002, 10:05 PM EDT Att: 17,288 - Cloudy - 68 F					
Greg Colbrunn, R OBP: 0.373, SLG: 0.634	FC3		K	HR		1B				6	4	5	4	0	1	0						
Junior Spivey, R OBP: 0.387, SLG: 0.470	E5		K			1B			K	5	0	1	0	1	2	2						
Luis Gonzalez, L OBP: 0.401, SLG: 0.496	FC3		K	L8					G6-3	5	1	2	1	0	1	2						
Mark Little, R OBP: 0.301, SLG: 0.270										1	0	0	0	0	0	1						
Matt Williams, R OBP: 0.323, SLG: 0.448										2	1	2	1	3	0	0						
Mike Myers, L										0	0	0	0	0	0	0						
Mike Fetters, R										0	0	0	0	0	0	0						
Byung-Hyun Kim, R OBP: 0.500, SLG: 0.500										0	0	0	0	0	0	0						
Steve Finley, L OBP: 0.384, SLG: 0.495	G4-3									5	0	0	0	0	2	8						
Damian Miller, R OBP: 0.343, SLG: 0.435										2	1	1	1	3	0	0						
Alex Cintron, S OBP: 0.338, SLG: 0.308										4	1	0	0	1	2	6						
Rick Helling, R OBP: 0.180, SLG: 0.047										2	0	0	0	0	1	4						
Brian Anderson, R OBP: 0.140, SLG: 0.190										0	0	0	0	0	0	0						
Chris Donnels, L OBP: 0.302, SLG: 0.440										2	0	0	0	0	0	0						
<b>Inning Stats</b>	R: 1 E: 2 K: 0 S: 17	H: 1 LOB: 2 BB: 1 P: 32	R: 0 E: 0 K: 1 S: 9	H: 1 LOB: 1 BB: 0 P: 13	R: 0 E: 0 K: 3 S: 10	H: 0 LOB: 0 BB: 0 P: 12	R: 5 E: 0 K: 2 S: 15	H: 3 LOB: 1 BB: 3 P: 32	R: 0 E: 0 K: 1 S: 12	H: 1 LOB: 2 BB: 1 P: 21	R: 2 E: 0 K: 1 S: 14	H: 3 LOB: 3 BB: 2 P: 31	R: 2 E: 0 K: 0 S: 11	H: 3 LOB: 2 BB: 1 P: 22	R: 0 E: 0 K: 1 S: 5	H: 0 LOB: 0 BB: 0 P: 8	R: 0 E: 0 K: 1 S: 6	H: 1 LOB: 1 BB: 0 P: 10	1B: 6 2B: 3 3B: 1 HR: 3	SF: 0 SAC: 1 DP: 0 HBP: 0	WP: 0 PB: 0 SB: 0 CS: 2	PA: 49
<b>PITCHER</b>	IP WLS BF H R ER SO BB IBB HBP BLK WP HR S P ERA WHIP																					
Oliver Pérez, L ERA: 3.55	(1, 1) 4.0 L 22 5 6 5 6 4 0 0 0 0 0 2 51 89 11.25 2.250																					
Dennis Tankersley, R ERA: 7.4	(5, 1) 1.1 8 3 2 2 2 1 0 0 0 0 0 0 20 35 13.50 3.000																					
Mike Bynum, L ERA: 3.65	(6, 1) 0.2 5 1 0 0 0 1 1 0 0 0 0 0 6 17 0.00 3.000																					
Doug Nickle, R ERA: 7.62	(7, 1) 2.0 10 3 2 2 1 1 0 0 0 0 0 1 16 30 9.00 2.000																					
Jonathan Johnson, R ERA: 4.76	(9, 1) 1.0 4 1 0 0 0 0 0 0 0 0 0 0 6 10 0.00 1.000																					

Batter	1	2	3	4	5	6	7	8	9	AB	R	H	RBI	BB	SO	LOB	BOTTOM					
Ramón Vázquez, L OBP: 0.346, SLG: 0.355	F7								F7	5	0	1	0	0	0	1	<b>Arizona Diamondbacks @ San Diego Padres</b> <b>Qualcomm Stadium, San Diego, CA</b> Wed Sep 18 2002, 10:05 PM EDT Att: 17,288 - Cloudy - 68 F					
Mark Kotsay, L OBP: 0.382, SLG: 0.450										4	0	2	0	0	1	2						
Cesar Crespo, S										1	0	0	0	0	0	0						
Ryan Klesko, L OBP: 0.393, SLG: 0.551	F8									3	0	0	0	0	1	3						
Brian Buchanan, R OBP: 0.308, SLG: 0.446										1	0	0	0	0	0	1						
Phil Nevin, R OBP: 0.341, SLG: 0.416										2	1	2	0	1	0	0						
Julius Matos, R OBP: 0.290, SLG: 0.288										1	1	0	0	0	0	1						
Ron Gant, R OBP: 0.351, SLG: 0.515										3	1	2	0	0	1	2						
Doug Nickle, R										0	0	0	0	0	0	0						
Tom Lampkin, L OBP: 0.308, SLG: 0.358										0	0	0	0	1	0	0						
29 Kory DeHaan, L OBP: 0.125, SLG: 0.125										0	0	0	0	0	0	0						
Gene Kingsale, S OBP: 0.356, SLG: 0.410										3	0	2	1	1	0	1						
Jonathan Johnson, R										0	0	0	0	0	0	0						
Deivi Cruz, R OBP: 0.298, SLG: 0.372										2	0	0	0	0	0	3						
Dennis Tankersley, R OBP: 0.308, SLG: 0.615										0	0	0	0	0	0	0						
Mike Bynum, L										0	0	0	0	0	0	0						
Bubba Trammell, R OBP: 0.336, SLG: 0.421										2	0	0	0	0	1	4						
Wiki Gonzalez, R OBP: 0.330, SLG: 0.299										4	0	0	1	0	1	4						
Oliver Pérez, L OBP: 0.148, SLG: 0.148										1	0	0	0	0	1	0						
Sean Burroughs, L OBP: 0.322, SLG: 0.321										3	0	1	0	0	0	2						
<b>Inning Stats</b>	R: 0 E: 0 K: 1 S: 19	H: 1 LOB: 2 BB: 1 P: 31	R: 0 E: 0 K: 0 S: 9	H: 1 LOB: 0 BB: 0 P: 14	R: 0 E: 0 K: 2 S: 11	H: 1 LOB: 1 BB: 0 P: 18	R: 1 E: 0 K: 0 S: 10	H: 2 LOB: 1 BB: 1 P: 18	R: 0 E: 0 K: 1 S: 8	H: 1 LOB: 1 BB: 0 P: 11	R: 2 E: 0 K: 0 S: 12	H: 3 LOB: 2 BB: 0 P: 20	R: 0 E: 0 K: 0 S: 7	H: 1 LOB: 1 BB: 0 P: 10	R: 0 E: 0 K: 2 S: 10	H: 0 LOB: 1 BB: 1 P: 18	R: 0 E: 0 K: 0 S: 4	H: 0 LOB: 0 BB: 0 P: 5	1B: 7 2B: 3 3B: 0 HR: 0	SF: 0 SAC: 0 DP: 2 HBP: 0	WP: 1 PB: 0 SB: 0 CS: 0	PA: 38
<b>PITCHER</b>	IP WLS BF H R ER SO BB IBB HBP BLK WP HR S P ERA WHIP																					
Rick Helling, R ERA: 4.48	(1, 1) 5.2 W 26 9 3 3 4 2 0 0 0 0 0 0 1 68 11 4.76 1.941																					
Brian Anderson, L ERA: 4.69	(6, 1) 0.1 1 0 0 0 0 0 0 0 0 0 0 0 1 1 0.00 0.000																					
Mike Myers, L ERA: 3.93	(7, 1) 1.0 4 1 0 0 0 0 0 0 0 0 0 0 7 10 0.00 1.000																					
Mike Fetters, R ERA: 2.72	(8, 1) 1.0 4 0 0 0 0 2 1 0 0 0 0 0 0 10 18 0.00 1.000																					
Byung-Hyun Kim, R ERA: 2.16	(9, 1) 1.0 3 0 0 0 0 0 0 0 0 0 0 0 4 5 0.00 0.000																					







Batter	1	2	3	4	5	6	7	8	9	AB	R	H	RBI	BB	SO	LOB	TOP										
<b>Dave Roberts, L</b> (1, 8) OBP: 0.353, SLG: 0.365 <b>Marquis Grissom, R</b> (1, 8) OBP: 0.319, SLG: 0.503	2-2 		1-3 		1-1 G4-3 			0-2 G6-3 	1-0 	1	1	1	1	0	0	0	<b>Los Angeles Dodgers @ San Diego Padres</b> Qualcomm Stadium, San Diego, CA Sat Sep 21 2002, 10:05 PM EDT Att: 48,208 - Sunny - 74 F <a href="http://livebaseballscorecards.com">livebaseballscorecards.com</a>										
<b>Paul Lo Duca, R</b> (1, 2) OBP: 0.327, SLG: 0.401	1-3 			3-1 L6-4 	0-1 P4 			2-0 E4 	1-2 F9 	5	0	1	0	0	1	3											
<b>Shawn Green, L</b> (1, 9) OBP: 0.387, SLG: 0.567	0-3 			0-0 		0-0 F8 		4-0 		3	0	1	0	1	1	0											
<b>Brian Jordan, R</b> (1, 7) OBP: 0.326, SLG: 0.462	2-2 F7 			2-1 L6-4 		1-1 L8 		1-1 FC5-4 		4	0	0	0	0	0	4											
<b>Eric Karros, R</b> (1, 3)		3-3 		0-3 		1-2 F8 			0-2 G6-3 	4	0	0	0	0	2	1											
<b>Adrian Beltré, R</b> (1, 5) OBP: 0.309, SLG: 0.441	1-2 G3-1 				1-2 		4-1 		1-2 	3	1	2	0	1	0	0											
<b>Mark Grudzielanek, R</b> (1, 4) <b>Eric Gagne, R</b> (9, 1)	2-3 				2-2 SH5-4 		2-3 		0-1 HBP 	4	2	2	0	0	2	1											
<b>Alex Cora, L</b> (1, 6) (9, 4)			0-3 		1-1 G4-3 		1-1 G4-6-3 		1-0 FC3-2 	4	1	1	1	0	1	3											
<b>Hideo Nomo, R</b> (1, 1) <b>Mike Kinkade, R</b> (9, PH) <b>Cesar Izturis, S</b> (9, 6)	2-2 G4-3 				1-2 SH5-4 			4-0 	2-2 	1	0	0	0	1	0	0											
<b>Inning Stats</b>	R: 1 E: 0 K: 2 S: 15	H: 1 LOB: 0 BB: 0 P: 20	R: 0 E: 0 K: 2 S: 12	H: 0 LOB: 0 BB: 0 P: 18	R: 0 E: 0 K: 2 S: 10	H: 0 LOB: 0 BB: 0 P: 13	R: 0 E: 0 K: 1 S: 8	H: 2 LOB: 1 BB: 0 P: 13	R: 2 E: 0 K: 0 S: 16	H: 3 LOB: 1 BB: 0 P: 21	R: 0 E: 0 K: 0 S: 7	H: 0 LOB: 0 BB: 0 P: 9	R: 0 E: 0 K: 1 S: 6	H: 0 LOB: 0 BB: 1 P: 13	R: 0 E: 1 K: 0 S: 6	H: 0 LOB: 2 BB: 2 P: 17		R: 2 E: 0 K: 0 S: 16	H: 3 LOB: 0 BB: 0 P: 22	1B: 8 2B: 1 3B: 0 HR: 1	SF: 0 SAC: 1 DP: 3 HBP: 1	WP: 0 PB: 0 SB: 0 CS: 0	PA: 38				
<b>PITCHER</b>	IP	WLS	BF	H	R	ER	SO	BB	IBB	HBP	BLK	WP	HR	S	P	ERA	WHIP										
<b>44 Jake Peavy, R</b> (1, 1) ERA: 4.5	7.0		26	6	3	3	8	1	0	0	0	0	1	74	107	3.86	1.000										
<b>Brandon Villafuerte, R</b> (8, 1) ERA: 1.55	1.0		5	0	0	0	0	1	1	0	0	0	0	6	17	0.00	1.000										
<b>Trevor Hoffman, R</b> (9, 1) ERA: 2.73	0.2	L	6	3	2	2	0	0	0	1	0	0	0	13	18	27.00	4.500										
<b>Jeremy Fikac, R</b> (9, 1) ERA: 4.88	0.1		1	0	0	0	0	0	0	0	0	0	0	3	4	0.00	0.000										

Batter	1	2	3	4	5	6	7	8	9	AB	R	H	RBI	BB	SO	LOB	BOTTOM										
<b>Ramón Vázquez, L</b> (1, 6) OBP: 0.350, SLG: 0.361	0-0 G4-3 	0-2 G1-6-3 			0-2 G4-3 			2-3 K 		4	0	1	0	0	1	1	<b>Los Angeles Dodgers @ San Diego Padres</b> Qualcomm Stadium, San Diego, CA Sat Sep 21 2002, 10:05 PM EDT Att: 48,208 - Sunny - 74 F <a href="http://livebaseballscorecards.com">livebaseballscorecards.com</a>										
<b>Mark Kotsay, L</b> (1, 8) OBP: 0.355, SLG: 0.443	1-2 F9 		0-0 F7 			1-0 G4-3 			1-2 G3 	4	0	0	0	0	0	1											
<b>Ryan Klesko, L</b> (1, 3) OBP: 0.395, SLG: 0.554	0-2 G4-3 		1-1 G4-3 			1-2 G6-3 			1-1 	4	0	1	0	0	0	1											
<b>Phil Nevin, R</b> (1, 5) OBP: 0.340, SLG: 0.413	2-2 G5-3 		1-3 			1-3 K 			1-3 K 	4	0	0	0	0	3	2											
<b>Sean Burroughs, L</b> (1, 4) <b>Cesar Crespo, S</b> (9, PR) OBP: 0.241, SLG: 0.231		0-1 F8 		0-3 K 		0-2 G6-3 			1-2 CS 	4	0	1	0	0	1	0											
<b>Gene Kingsale, S</b> (1, 7) OBP: 0.380, SLG: 0.403		2-1 E1 		1-3 K 		0-1 G3 			1-2 CS 	3	1	0	0	0	1	0											
<b>Brian Buchanan, R</b> (1, 9) OBP: 0.317, SLG: 0.467	1-0 		2-3 K 			2-1 G4-3 				3	1	1	0	0	1	0											
<b>Tom Lampkin, L</b> (1, 2) OBP: 0.309, SLG: 0.365	0-0 				2-0 L4 			1-3 K 		3	1	1	3	0	1	0											
<b>44 Jake Peavy, R</b> (1, 1) OBP: 0.228, SLG: 0.323 <b>Brandon Villafuerte, R</b> (8, 1) <b>Ron Gant, R</b> (8, PH) <b>Trevor Hoffman, R</b> (9, 1) <b>Jeremy Fikac, R</b> (9, 1)	2-1 P4 				1-0 L7 			0-1 CS 	1B 	2	0	0	0	0	0	0											
<b>Inning Stats</b>	R: 0 E: 0 K: 0 S: 13	H: 1 LOB: 1 BB: 0 P: 16	R: 3 E: 1 K: 0 S: 11	H: 2 LOB: 0 BB: 0 P: 16	R: 0 E: 0 K: 1 S: 6	H: 0 LOB: 0 BB: 0 P: 8	R: 0 E: 0 K: 3 S: 9	H: 0 LOB: 0 BB: 0 P: 12	R: 0 E: 0 K: 0 S: 5	H: 0 LOB: 0 BB: 0 P: 8	R: 0 E: 0 K: 1 S: 7	H: 0 LOB: 0 BB: 0 P: 10	R: 0 E: 0 K: 0 S: 9	H: 0 LOB: 0 BB: 0 P: 11	R: 0 E: 0 K: 2 S: 9	H: 1 LOB: 0 BB: 0 P: 12		R: 0 E: 0 K: 1 S: 16	H: 2 LOB: 2 BB: 0 P: 21	1B: 4 2B: 1 3B: 0 HR: 1	SF: 0 SAC: 0 DP: 0 HBP: 0	WP: 0 PB: 0 SB: 0 CS: 2	PA: 33				
<b>PITCHER</b>	IP	WLS	BF	H	R	ER	SO	BB	IBB	HBP	BLK	WP	HR	S	P	ERA	WHIP										
<b>Hideo Nomo, R</b> (1, 1) ERA: 3.28	8.0		28	4	3	2	7	4	3	2	0	0	0	69	93	2.25	0.500										
<b>Eric Gagne, R</b> (9, 1) ERA: 2.09	1.0	S	4	2	0	0	1	0	0	0	0	0	0	16	21	0.00	2.000										

AB 33  
R 5  
H 9  
RBI 5  
BB 3  
SO 8  
LOB 14



WP: 0  
PB: 0  
SB: 0  
CS: 0

AB 32  
R 3  
H 6  
RBI 3  
BB 0  
SO 8  
LOB 5









Batter	1	2	3	4	5	6	7	8	9	AB	R	H	RBI	BB	SO	LOB	TOP					
Ramón Vázquez, L OBP: 0.352, SLG: 0.369										4	1	2	2	1	1	1	<b>San Diego Padres @ San Francisco Giants</b> PacBell Park, San Francisco, CA Tue Sep 24 2002, 10:15 PM EDT Att: 37,772 - Overcast - 69 F					
Mark Kotsay, L OBP: 0.395, SLG: 0.454 29 Kory DeHaan, L OBP: 0.111, SLG: 0.111										3	0	0	0	1	1	2						
Ryan Klesko, L OBP: 0.395, SLG: 0.552 Julius Matus, R OBP: 0.276, SLG: 0.283										3	0	0	1	1	1	0						
Phil Nevin, R OBP: 0.346, SLG: 0.418 Doug Nickle, R OBP: 0.296, SLG: 0.371										4	0	2	0	0	0	3						
Ray Lankford, L OBP: 0.331, SLG: 0.361 Mike Bynum, L OBP: 0.267, SLG: 0.259										3	0	0	0	0	0	2						
Sean Burroughs, L OBP: 0.319, SLG: 0.315										4	0	0	0	0	1	3						
Gene Kingsale, S OBP: 0.352, SLG: 0.393										4	0	0	0	0	1	1						
Tom Lampkin, L OBP: 0.314, SLG: 0.369 Wil Nieves, R OBP: 0.227, SLG: 0.258										2	2	2	0	1	0	0						
Oliver Pérez, L OBP: 0.148, SLG: 0.148 Brian Buchanan, R OBP: 0.316, SLG: 0.463 Dennis Tankersley, R OBP: 0.308, SLG: 0.615 Jeremy Fikac, R OBP: 0.296, SLG: 0.420										0	0	0	0	0	0	0						
Bubba Trammell, R OBP: 0.336, SLG: 0.420										2	0	1	0	0	0	1						
<b>Inning Stats</b>	R: 0 E: 0 K: 1 S: 9	H: 0 LOB: 0 BB: 0 P: 16	R: 0 E: 0 K: 0 S: 8	H: 0 LOB: 0 BB: 0 P: 12	R: 0 E: 0 K: 1 S: 7	H: 0 LOB: 2 BB: 2 P: 18	R: 0 E: 0 K: 0 S: 10	H: 1 LOB: 1 BB: 0 P: 15	R: 2 E: 0 K: 2 S: 11	H: 2 LOB: 0 BB: 0 P: 18	R: 0 E: 0 K: 1 S: 13	H: 1 LOB: 3 BB: 0 P: 17	R: 1 E: 0 K: 0 S: 13	H: 2 LOB: 3 BB: 2 P: 26	R: 0 E: 0 K: 1 S: 8	H: 1 LOB: 1 BB: 0 P: 9	R: 0 E: 0 K: 0 S: 9	H: 2 LOB: 2 BB: 0 P: 16	1B: 8 2B: 0 3B: 0 HR: 1	SF: 0 SAC: 1 DP: 0 HBP: 0	WP: 0 PB: 0 SB: 0 CS: 0	PA: 40
<b>PITCHER</b>	IP WLS BF H R ER SO BB IBB HBP BLK WP HR S P ERA WHIP																					
Russ Ortiz, R ERA: 3.61	6.2 W 28 6 3 3 5 2 0 0 0 0 0 1 68 111 4.05 1.200																					
Scott Eyre, L ERA: 4.48	0.0 2 0 0 0 0 2 0 0 0 0 0 0 2 10 ∞ ∞																					
Manny Aybar, R ERA: 2.57	0.1 1 0 0 0 0 0 0 0 0 0 0 0 1 1 0.00 0.000																					
41 Chad Zerbe, L ERA: 3.09	1.0 4 1 0 0 1 0 0 0 0 0 0 0 8 9 0.00 1.000																					
Aaron Fultz, L ERA: 4.63	1.0 5 2 0 0 0 0 0 0 0 0 0 0 9 16 0.00 2.000																					
<b>Batter</b>	<b>1</b>	<b>2</b>	<b>3</b>	<b>4</b>	<b>5</b>	<b>6</b>	<b>7</b>	<b>8</b>	<b>9</b>	<b>AB</b>	<b>R</b>	<b>H</b>	<b>RBI</b>	<b>BB</b>	<b>SO</b>	<b>LOB</b>	<b>BOTTOM</b>					
Kenny Lofton, L OBP: 0.347, SLG: 0.411 Tsuoyoshi Shinjo, R OBP: 0.294, SLG: 0.372										2	2	1	0	2	0	0	<b>San Diego Padres @ San Francisco Giants</b> PacBell Park, San Francisco, CA Tue Sep 24 2002, 10:15 PM EDT Att: 37,772 - Overcast - 69 F					
Rich Aurilia, R OBP: 0.305, SLG: 0.412 Shawon Dunston, R OBP: 0.242, SLG: 0.271										4	2	2	1	0	0	1						
Jeff Kent, R OBP: 0.369, SLG: 0.566 Tom Goodwin, L OBP: 0.308, SLG: 0.309										5	2	2	1	0	1	3						
Barry Bonds, L OBP: 0.583, SLG: 0.803 Ramon Martinez, R OBP: 0.333, SLG: 0.409										3	3	2	2	2	1	0						
Bento Santiago, R OBP: 0.317, SLG: 0.456 Yorvit Torrealba, R OBP: 0.356, SLG: 0.591										4	0	3	4	0	0	0						
Reggie Sanders, R OBP: 0.320, SLG: 0.444 Cody Ransom, R										4	2	1	1	1	1	4						
J.T. Snow, L OBP: 0.347, SLG: 0.367 41 Chad Zerbe, L OBP: 0.167, SLG: 0.167 Aaron Fultz, L										4	0	2	1	1	0	2						
David Bell, R OBP: 0.326, SLG: 0.424 Pedro Feliz, R OBP: 0.294, SLG: 0.326										2	0	1	2	2	1	0						
Russ Ortiz, R OBP: 0.299, SLG: 0.406 Scott Eyre, L Manny Aybar, R Damon Minor, L OBP: 0.333, SLG: 0.456										4	0	0	0	0	0	7						
<b>Inning Stats</b>	R: 0 E: 0 K: 0 S: 3	H: 0 LOB: 0 BB: 0 P: 4	R: 1 E: 0 K: 1 S: 14	H: 2 LOB: 1 BB: 1 P: 22	R: 3 E: 0 K: 0 S: 16	H: 4 LOB: 1 BB: 0 P: 28	R: 0 E: 0 K: 1 S: 10	H: 0 LOB: 1 BB: 1 P: 20	R: 1 E: 0 K: 0 S: 12	H: 3 LOB: 3 BB: 2 P: 23	R: 4 E: 1 K: 0 S: 14	H: 2 LOB: 2 BB: 4 P: 36	R: 3 E: 0 K: 2 S: 17	H: 4 LOB: 1 BB: 0 P: 29	R: 0 E: 1 K: 1 S: 6	H: 0 LOB: 1 BB: 0 P: 9		1B: 7 2B: 4 3B: 2 HR: 2	SF: 1 SAC: 1 DP: 1 HBP: 0	WP: 1 PB: 0 SB: 0 CS: 0	PA: 47	
<b>PITCHER</b>	IP WLS BF H R ER SO BB IBB HBP BLK WP HR S P ERA WHIP																					
Oliver Pérez, L ERA: 3.91	4.0 L 20 6 4 4 2 2 0 0 0 0 0 0 9 18 13.50 6.000																					
Dennis Tankersley, R ERA: 7.48	0.2 6 3 1 1 0 1 1 0 0 0 0 0 9 18 13.50 6.000																					
Jeremy Fikac, R ERA: 5.38	1.0 7 1 4 4 0 2 1 0 0 0 0 0 13 30 36.00 3.000																					
Mike Bynum, L ERA: 4.62	0.2 7 4 3 3 1 1 0 0 0 0 0 1 13 27 40.50 7.500																					
Doug Nickle, R ERA: 6.76	1.2 7 1 0 0 2 0 0 0 0 0 0 0 14 22 0.00 0.600																					
<b>San Diego Padres</b>																	<b>AB</b> 35 <b>R</b> 3 <b>H</b> 9 <b>RBI</b> 3 <b>BB</b> 4 <b>SO</b> 6 <b>LOB</b> 18					



Batter	1	2	3	4	5	6	7	8	9	AB	R	H	RBI	BB	SO	LOB	TOP					
Ramón Vázquez, L OBP: 0.348, SLG: 0.365	G4-3		G5-3			G6-3			G3-1	4	0	0	0	0	0	0	<b>San Diego Padres @ San Francisco Giants</b> PacBell Park, San Francisco, CA Wed Sep 25 2002, 10:05 PM EDT Att: 38,001 - Overcast - 64 F <a href="http://livebaseballscorecards.com">livebaseballscorecards.com</a>					
Mark Kotsay, L OBP: 0.357, SLG: 0.451	P5				F9		F7		K	4	0	0	0	0	1	0						
Ryan Klesko, L OBP: 0.395, SLG: 0.550	P5			G5-3			FC1-4 1B			3	0	1	0	0	0	0						
Phil Nevin, R OBP: 0.345, SLG: 0.417		G3-1-5 1B		G6-3			FC1-4			3	0	1	0	0	0	1						
Ron Gant, R OBP: 0.346, SLG: 0.502 Jonathan Johnson, R (7, 1)		L8			G4-6-3 BB		F7			2	0	0	0	1	0	2						
Sean Burroughs, L OBP: 0.314, SLG: 0.309	E3				G4-6-3				G5-3	3	0	0	0	0	0	2						
Gene Kingsale, S OBP: 0.347, SLG: 0.388 (7, 7)		G3-1-5							F7	3	0	0	0	0	1	2						
Wil Nieves, R OBP: 0.217, SLG: 0.246			G4-3			F8		G1-6-3		3	0	0	0	0	0	0						
Clay Condrey, R (1, 1)			G3-1			G4-3			L7	1	0	0	0	0	0	0						
Ray Lankford, L OBP: 0.329, SLG: 0.360 Kevin Walker, L (6, 1)										1	0	0	0	0	0	0						
Bubba Trammell, R OBP: 0.335, SLG: 0.419 (7, 9)										1	0	0	0	0	0	0						
<b>Inning Stats</b>	R: 0 E: 0 K: 0 S: 9	H: 0 LOB: 0 BB: 0 P: 13	R: 0 E: 1 K: 0 S: 10	H: 1 LOB: 1 BB: 0 P: 18	R: 0 E: 0 K: 0 S: 8	H: 0 LOB: 0 BB: 0 P: 13	R: 0 E: 0 K: 1 S: 7	H: 0 LOB: 0 BB: 1 P: 11	R: 0 E: 0 K: 1 S: 7	H: 0 LOB: 0 BB: 1 P: 13	R: 0 E: 0 K: 0 S: 7	H: 0 LOB: 0 BB: 0 P: 7	R: 0 E: 0 K: 0 S: 11	H: 1 LOB: 1 BB: 0 P: 16	R: 0 E: 0 K: 0 S: 6	H: 0 LOB: 0 BB: 0 P: 8	R: 0 E: 0 K: 1 S: 8	H: 0 LOB: 0 BB: 0 P: 13	1B: 2 2B: 1 3B: 0 HR: 0	SF: 0 SAC: 0 DP: 2 HBP: 0	WP: 0 PB: 0 SB: 0 CS: 0	PA: 29
<b>PITCHER</b> Livan Hernandez, R ERA: 4.38	IP: 9.0 WLS: W BF: 29 H: 2 R: 0 ER: 0 SO: 2 BB: 1 IBB: 0 HBP: 0 BLK: 0 WP: 0 HR: 0 S: 73 P: 112 ERA: 0.00 WHIP: 0.333															<b>PITCHER</b>	IP: 9.0 WLS: W BF: 29 H: 2 R: 0 ER: 0 SO: 2 BB: 1 IBB: 0 HBP: 0 BLK: 0 WP: 0 HR: 0 S: 73 P: 112 ERA: 0.00 WHIP: 0.333					



Batter	1	2	3	4	5	6	7	8	9	AB	R	H	RBI	BB	SO	LOB	BOTTOM					
Kenny Lofton, L OBP: 0.348, SLG: 0.413 Tsuayoshi Shinjo, R OBP: 0.294, SLG: 0.372	F8 E HBP 1B			G3-1		K				4	1	2	0	0	1	1	<b>San Diego Padres @ San Francisco Giants</b> PacBell Park, San Francisco, CA Wed Sep 25 2002, 10:05 PM EDT Att: 38,001 - Overcast - 64 F <a href="http://livebaseballscorecards.com">livebaseballscorecards.com</a>					
Rich Aurilia, R OBP: 0.304, SLG: 0.411	E BB SF7 HBP	SF8		G6-3		G6-3				2	1	0	1	0	0	0						
Jeff Kent, R OBP: 0.367, SLG: 0.563	F8	G5-3			G5-3		K			4	0	0	0	0	1	3						
Barry Bonds, L OBP: 0.580, SLG: 0.796	SF7 E BB		G6-3		G6-3		L8			3	0	0	0	1	0	0						
Benito Santiago, R OBP: 0.317, SLG: 0.454	E5 SF7		K		K			S 1B		4	0	1	1	0	2	2						
J.T. Snow, L OBP: 0.346, SLG: 0.366	SF7		HR 1B			G4-3		K 1B		3	1	1	1	0	1	1						
Reggie Sanders, R OBP: 0.321, SLG: 0.456	L9		HR				HR		K 1B	4	2	2	3	0	1	3						
David Bell, R OBP: 0.327, SLG: 0.424		2B SF8 SH3-4 1B	G6-3			SH1-3 1B		K		4	1	2	0	0	1	1						
Livan Hernandez, R OBP: 0.231, SLG: 0.328		SH3-4		G5-3		SH1-3				1	0	0	0	0	0	0						
<b>Inning Stats</b>	R: 2 E: 1 K: 0 S: 17	H: 1 LOB: 2 BB: 1 P: 26	R: 1 E: 0 K: 0 S: 9	H: 2 LOB: 1 BB: 0 P: 14	R: 2 E: 0 K: 1 S: 11	H: 2 LOB: 0 BB: 0 P: 16	R: 0 E: 0 K: 0 S: 8	H: 0 LOB: 0 BB: 0 P: 8	R: 0 E: 0 K: 1 S: 8	H: 0 LOB: 0 BB: 0 P: 11	R: 1 E: 0 K: 1 S: 9	H: 2 LOB: 1 BB: 0 P: 13	R: 0 E: 0 K: 1 S: 7	H: 0 LOB: 0 BB: 0 P: 13	R: 0 E: 0 K: 3 S: 15	H: 1 LOB: 1 BB: 0 P: 21		R: 0 E: 0 K: 3 S: 15	H: 1 LOB: 1 BB: 0 P: 21	1B: 5 2B: 1 3B: 0 HR: 2	SF: 2 SAC: 2 DP: 0 HBP: 1	WP: 0 PB: 0 SB: 1 CS: 0
<b>PITCHER</b> Clay Condrey, R ERA: 1.77 Kevin Walker, L ERA: 5.87 Jonathan Johnson, R ERA: 4.2	IP: 5.0 WLS: L BF: 23 H: 5 R: 5 ER: 4 SO: 2 BB: 1 IBB: 0 HBP: 0 BLK: 0 WP: 0 HR: 1 S: 53 P: 75 ERA: 7.20 WHIP: 1.200															<b>PITCHER</b>	IP: 5.0 WLS: L BF: 23 H: 5 R: 5 ER: 4 SO: 2 BB: 1 IBB: 0 HBP: 0 BLK: 0 WP: 0 HR: 1 S: 53 P: 75 ERA: 7.20 WHIP: 1.200					





Batter	1	2	3	4	5	6	7	8	9	AB	R	H	RBI	BB	SO	LOB	TOP					
Ramón Vázquez, L (1, 6) OBP: 0.349, SLG: 0.368	L8	FC3-6			F7		SH5-3 1B 2B		G3 1B	5	1	2	2	0	0	2	<b>San Diego Padres @ Los Angeles Dodgers</b> Dodger Stadium, Los Angeles, CA Thu Sep 26 2002, 7:10 PM PDT Att: 29,613 - Sunny - 64 F <a href="http://livebaseballscorecards.com">livebaseballscorecards.com</a>					
Mark Kotsay, L (1, 8) OBP: 0.355, SLG: 0.455	HR	K			K		SH5-3		G3	4	1	1	1	0	2	3						
Ryan Klesko, L (1, 3) OBP: 0.395, SLG: 0.548	P6				K					4	0	1	1	1	2	0						
Phil Nevin, R (1, 5) OBP: 0.345, SLG: 0.415					K					2	0	0	0	1	1	0						
Ray Lankford, L (7, PH) OBP: 0.329, SLG: 0.358					K		G6-3			1	0	0	0	0	1	1						
Deivi Cruz, R (7, 6) OBP: 0.295, SLG: 0.370					K				K	1	0	0	0	0	1	2						
Ron Gant, R (1, 7) OBP: 0.342, SLG: 0.495	F9				L3		G1-3		G6-3	4	0	0	0	0	0	2						
Sean Burroughs, L (1, 4) OBP: 0.323, SLG: 0.330									G3	4	2	3	0	0	0	0						
Brian Buchanan, R (1, 9) OBP: 0.162, SLG: 0.127										2	0	1	1	1	1	1						
Brian Lawrence, R (6, 1) OBP: 0.162, SLG: 0.127										1	0	0	0	0	0	0						
Mike Holtz, L (8, 1)										0	0	0	0	0	0	0						
Brandon Villafuerte, R (8, 1)										0	0	0	0	0	0	0						
Tom Lampkin, L (1, 2) OBP: 0.314, SLG: 0.365										3	0	0	0	0	2	2						
44 Jake Peavy, R (1, 1) OBP: 0.212, SLG: 0.303										2	0	0	0	0	2	4						
Gene Kingsale, S (6, 9) OBP: 0.349, SLG: 0.386										1	1	0	0	1	0	0						
<b>Inning Stats</b>	R: 1 E: 0 K: 0 S: 13	H: 1 LOB: 1 BB: 1 P: 19	R: 1 E: 0 K: 2 S: 14	H: 1 LOB: 2 BB: 1 P: 23	R: 0 E: 0 K: 2 S: 8	H: 0 LOB: 0 BB: 0 P: 12	R: 0 E: 0 K: 3 S: 10	H: 1 LOB: 1 BB: 0 P: 15	R: 0 E: 0 K: 2 S: 9	H: 0 LOB: 0 BB: 0 P: 12	R: 1 E: 0 K: 0 S: 8	H: 2 LOB: 1 BB: 0 P: 14	R: 2 E: 1 K: 1 S: 11	H: 2 LOB: 1 BB: 1 P: 23	R: 0 E: 0 K: 1 S: 9	H: 0 LOB: 0 BB: 0 P: 14	R: 0 E: 0 K: 1 S: 11	H: 1 LOB: 2 BB: 1 P: 22	1B: 4 2B: 3 3B: 0 HR: 1	SF: 0 SAC: 1 DP: 0 HBP: 1	WP: 1 PB: 0 SB: 1 CS: 0	PA: 40
<b>PITCHER</b>	IP WLS BF H R ER SO BB IBB HBP BLK WP HR S P ERA WHIP																					
Hideo Nomo, R (1, 1) ERA: 3.39	6.0	28	6	5	5	9	3	0	1	0	1	1	67	106	7.50	1.500						
Jesse Orosco, L (7, 1) ERA: 3.0	0.1	2	1	0	0	0	0	0	0	0	0	0	2	5	0.00	3.000						
Paul Shuey, R (7, 1) ERA: 3.31	1.2	W	5	0	0	2	0	0	0	0	0	0	13	21	0.00	0.000						
Eric Gagne, R (9, 1) ERA: 2.02	1.0	S	5	1	0	1	0	1	0	0	0	0	11	22	0.00	1.000						

Batter	1	2	3	4	5	6	7	8	9	AB	R	H	RBI	BB	SO	LOB	BOTTOM			
Marquis Grissom, R (1, 8) OBP: 0.316, SLG: 0.507	G1-3		G1-3	P6		FC5-4 1B				5	1	2	1	0	0	4	<b>San Diego Padres @ Los Angeles Dodgers</b> Dodger Stadium, Los Angeles, CA Thu Sep 26 2002, 7:10 PM PDT Att: 29,613 - Sunny - 64 F <a href="http://livebaseballscorecards.com">livebaseballscorecards.com</a>			
Paul Lo Duca, R (1, 2) OBP: 0.329, SLG: 0.399	G5-3			1B BB	G6-3	FC5-4 1B		2B 1B		4	2	2	0	1	0	0				
Shawn Green, L (1, 9) OBP: 0.385, SLG: 0.559	G1-3			F7	1B	FC5-4		1B 2B		5	0	2	0	0	0	3				
Brian Jordan, R (1, 7) OBP: 0.332, SLG: 0.466				1B E	1B		G5-3	FC6-4 1B		5	1	3	1	0	1	0				
Eric Karros, R (1, 3) OBP: 0.324, SLG: 0.402				2B 1B			G4-3	FC6-4		5	1	1	1	0	1	4				
Eric Gagne, R (9, 1)				1-2 2-H				1-2		0	0	0	0	0	0	0				
Adrián Beltré, R (1, 5) OBP: 0.304, SLG: 0.431	F3			E6 2B	P4		E5 FC5-4			4	0	0	0	0	0	3				
Mark Grudzielanek, R (1, 4) OBP: 0.302, SLG: 0.367				E FC5-2			P3	FC5-4		4	0	2	1	0	0	1				
Cesar Izturis, S (9, 6) OBP: 0.257, SLG: 0.307				1-3 2-H						0	0	0	0	0	0	0				
Alex Cora, L (1, 6) OBP: 0.360, SLG: 0.433				K			K			3	0	0	0	1	2	1				
Hideo Nomo, R (1, 1) OBP: 0.132, SLG: 0.143										3	1	1	1	0	1	4				
Jesse Orosco, R (7, 1) ERA: 3.69										0	0	0	0	0	0	0				
Paul Shuey, R (7, 1) OBP: 0.333, SLG: 0.333										0	0	0	0	0	0	0				
Dave Hansen, L (8, PH) OBP: 0.351, SLG: 0.379										1	0	0	0	0	0	0				
<b>Inning Stats</b>	R: 0 E: 0 K: 0 S: 8	H: 0 LOB: 0 BB: 0 P: 13	R: 0 E: 0 K: 1 S: 8	H: 0 LOB: 0 BB: 0 P: 11	R: 0 E: 1 K: 1 S: 12	H: 1 LOB: 1 BB: 0 P: 19	R: 3 E: 1 K: 1 S: 24	H: 3 LOB: 3 BB: 2 P: 38	R: 0 E: 0 K: 1 S: 9	H: 2 LOB: 2 BB: 0 P: 12	R: 1 E: 0 K: 0 S: 13	H: 3 LOB: 2 BB: 0 P: 18	R: 0 E: 1 K: 0 S: 7	H: 0 LOB: 1 BB: 0 P: 12	R: 2 E: 0 K: 0 S: 20	H: 4 LOB: 2 BB: 0 P: 26	1B: 9 2B: 2 3B: 0 HR: 2	SF: 0 SAC: 0 DP: 0 HBP: 0	WP: 0 PB: 0 SB: 1 CS: 0	PA: 41
<b>PITCHER</b>	IP WLS BF H R ER SO BB IBB HBP BLK WP HR S P ERA WHIP																			
44 Jake Peavy, R (1, 1) ERA: 4.51	5.2	28	8	4	3	5	1	1	0	0	0	1	71	107	4.76	1.588				
Brian Lawrence, R (6, 1) ERA: 3.69	2.0	L	10	3	2	2	0	0	0	0	0	1	18	27	9.00	1.500				
Mike Holtz, L (8, 1) ERA: 5.5	0.0	1	1	0	0	0	0	0	0	0	0	0	1	2	∞	∞				
Brandon Villafuerte, R (8, 1) ERA: 1.53	0.1	2	1	0	0	0	0	0	0	0	0	0	11	13	0.00	3.000				





Batter	1	2	3	4	5	6	7	8	9	10	AB	R	H	RBI	BB	SO	LOB	TOP			
Mark Kotsay, L OBP: 0.357, SLG: 0.453 (1, 8)	L9			1B BB		1-2 BB		K			2	0	0	0	2	1	0	<b>San Diego Padres @ Los Angeles Dodgers</b> Dodger Stadium, Los Angeles, CA Fri Sep 27 2002, 7:10 PM PDT Att. 45,801 - Sunny - 66 F			
Deivi Cruz, R OBP: 0.295, SLG: 0.369 (1, 6)	F3			G1-6-3 1B		F8		L9		4	0	1	0	0	0	2					
Phil Nevin, R OBP: 0.342, SLG: 0.411 (1, 5)	P3			K		L5		K		4	0	0	0	0	2	4					
Ryan Klesko, L OBP: 0.392, SLG: 0.544 (1, 3)				G1-6-3 1-2		F9		L4		4	0	0	0	0	1	2					
Ron Gant, R OBP: 0.338, SLG: 0.489 (1, 7)				G6-3		F9		F9		4	0	0	0	0	0	0					
Brian Buchanan, R OBP: 0.324, SLG: 0.459 Gene Kingsale, S OBP: 0.349, SLG: 0.386 (10, 9)				G6-3				1B BB		2	0	0	0	2	0	0					
Ramón Vázquez, L OBP: 0.348, SLG: 0.367 (1, 4)				K		G1-3		K		4	0	1	0	0	2	1					
Wil Nieves, R OBP: 0.208, SLG: 0.235 Sean Burroughs, L OBP: 0.322, SLG: 0.328 Jeremy Fikac, R (10, 1)				F7		F9		F9		3	0	0	0	0	0	0					
Adam Eaton, R OBP: 0.200, SLG: 0.111 Bubba Trammell, R OBP: 0.334, SLG: 0.449 Jonathan Johnson, R OBP: 0.349, SLG: 0.386 Kevin Walker, L OBP: 0.349, SLG: 0.386 Brandon Villafuerte, R OBP: 0.349, SLG: 0.386 Tom Lampkin, L OBP: 0.349, SLG: 0.386 (10, 9)				K		BB 1B		P4		2	0	1	0	0	1	0					
<b>Inning Stats</b>	R: 0 E: 0 K: 0 S: 4	H: 0 LOB: 0 BB: 0 P: 6	R: 0 E: 0 K: 1 S: 5	H: 0 LOB: 0 BB: 0 P: 11	R: 0 E: 0 K: 2 S: 9	H: 0 LOB: 0 BB: 0 P: 13	R: 0 E: 0 K: 1 S: 12	H: 1 LOB: 1 BB: 1 P: 22	R: 0 E: 0 K: 0 S: 7	H: 0 LOB: 1 BB: 1 P: 10	R: 0 E: 0 K: 1 S: 10	H: 0 LOB: 1 BB: 1 P: 19	R: 0 E: 0 K: 1 S: 8	H: 0 LOB: 0 BB: 0 P: 16	R: 0 E: 0 K: 1 S: 11	H: 0 LOB: 0 BB: 1 P: 18	R: 0 E: 0 K: 0 S: 11		H: 1 LOB: 1 BB: 1 P: 18	1B: 3 2B: 0 3B: 0 HR: 0	SF: 0 SAC: 0 DP: 1 HBP: 0
<b>PITCHER</b>	IP 8.0	WLS 2	BF 28	H 2	R 0	ER 0	SO 6	BB 3	IBB 0	HBP 0	BLK 0	WP 0	HR 0	S 63	P 110	ERA 0.00	WHIP 0.625				
Omar Daal, L ERA: 3.9																					
Eric Gagne, R ERA: 1.97																					

Batter	1	2	3	4	5	6	7	8	9	10	AB	R	H	RBI	BB	SO	LOB	BOTTOM			
Marquis Grissom, R OBP: 0.314, SLG: 0.501 (1, 8)	E7 G4-6-3			K		K		K			4	0	0	0	1	2	4	<b>San Diego Padres @ Los Angeles Dodgers</b> Dodger Stadium, Los Angeles, CA Fri Sep 27 2002, 7:10 PM PDT Att. 45,801 - Sunny - 66 F			
Paul Lo Duca, R OBP: 0.330, SLG: 0.403 (1, 2)	G4-6-3 1-2			K		K		G1-3 HBP			4	1	1	1	0	2	2				
Shawn Green, L OBP: 0.363, SLG: 0.556 (1, 9)	G3			G4-3		F9		G1-3			4	0	0	0	0	3					
Brian Jordan, R OBP: 0.331, SLG: 0.463 (1, 7)				K		L5		IBB			3	0	0	0	1	1	0				
Eric Karros, R OBP: 0.322, SLG: 0.399 Eric Gagne, R (9, 1)				G5-3		E3 BB		F8			4	0	0	0	1	3					
Adrián Beltré, R OBP: 0.304, SLG: 0.429 (1, 5)				F9		F3		F7			3	0	0	0	1	0	0				
Mark Grudzielanek, R OBP: 0.301, SLG: 0.366 (1, 4)				L8		F9		L8			4	0	1	0	0	2					
Alex Cora, L OBP: 0.366, SLG: 0.434 (1, 6)				S HBP		K		1B BB			2	0	1	0	1	2					
Omar Daal, L OBP: 0.175, SLG: 0.282 Dave Hansen, L OBP: 0.353, SLG: 0.381 (8, PH)				K		2B		K			2	0	1	0	0	1					
				K		1B		1B			2	0	1	0	0	1					
<b>Inning Stats</b>	R: 0 E: 1 K: 0 S: 6	H: 0 LOB: 0 BB: 0 P: 9	R: 0 E: 0 K: 1 S: 10	H: 0 LOB: 0 BB: 0 P: 14	R: 0 E: 0 K: 2 S: 12	H: 0 LOB: 1 BB: 1 P: 17	R: 0 E: 0 K: 2 S: 9	H: 0 LOB: 0 BB: 0 P: 13	R: 0 E: 0 K: 2 S: 11	H: 1 LOB: 1 BB: 0 P: 15	R: 0 E: 1 K: 1 S: 14	H: 0 LOB: 2 BB: 1 P: 22	R: 0 E: 0 K: 1 S: 9	H: 0 LOB: 3 BB: 2 P: 23	R: 0 E: 0 K: 0 S: 7	H: 1 LOB: 2 BB: 1 P: 16	R: 1 E: 0 K: 0 S: 1	H: 1 LOB: 0 BB: 0 P: 1	1B: 3 2B: 1 3B: 0 HR: 1	SF: 0 SAC: 0 DP: 1 HBP: 2	WP: 0 PA: 38 PB: 0 SB: 1 CS: 0
<b>PITCHER</b>	IP 7.0	WLS 3	BF 26	H 3	R 0	ER 0	SO 8	BB 1	IBB 0	HBP 1	BLK 0	WP 0	HR 0	S 72	P 104	ERA 0.00	WHIP 0.571				
Adam Eaton, R ERA: 5.4																					
Jonathan Johnson, R ERA: 1.11																					
Kevin Walker, L ERA: 5.63																					
Brandon Villafuerte, R ERA: 1.47																					
Jeremy Fikac, R ERA: 5.48																					





Batter	1	2	3	4	5	6	7	8	9	AB	R	H	RBI	BB	SO	LOB	TOP					
Ramón Vázquez, L OBP: 0.345, SLG: 0.363										5	0	0	0	0	2	4	<b>San Diego Padres @ Los Angeles Dodgers</b> Dodger Stadium, Los Angeles, CA Sat Sep 28 2002, 1:10 PM PDT Att: 33,664 - Cloudy - 69 F					
Mark Kotsay, L OBP: 0.380, SLG: 0.454										1	1	1	0	2	0	0						
Julius Matos, R OBP: 0.279, SLG: 0.286										1	0	1	0	0	0	0						
Ryan Klesko, L OBP: 0.390, SLG: 0.541										3	0	0	0	0	0	3						
Bubba Trammell, R OBP: 0.333, SLG: 0.416										0	0	0	0	0	0	0						
Jason Shieff, L OBP: 0.333, SLG: 0.416										1	0	0	0	0	0	1						
Mike Holtz, L OBP: 0.333, SLG: 0.416										0	0	0	0	0	0	0						
Sean Burroughs, L OBP: 0.320, SLG: 0.326										4	0	1	0	0	0	2						
Gene Kingsale, S OBP: 0.351, SLG: 0.385										3	0	1	1	1	0	3						
Brian Buchanan, R OBP: 0.322, SLG: 0.469										4	1	1	1	0	0	1						
Deivi Cruz, R OBP: 0.296, SLG: 0.369										3	0	1	0	0	1	0						
Tom Lampkin, L OBP: 0.313, SLG: 0.367										3	0	1	0	0	1	0						
Wil Nieves, R OBP: 0.219, SLG: 0.246										1	0	1	0	0	0	0						
Dennis Tankersley, R OBP: 0.308, SLG: 0.615										0	0	0	0	0	0	0						
29 Kory Johnson, L OBP: 0.100, SLG: 0.100										1	0	0	0	0	0	0						
Mike Symum, L OBP: 0.100, SLG: 0.100										0	0	0	0	0	0	0						
Ray Lankford, L OBP: 0.250, SLG: 0.358										1	0	0	0	0	0	2						
Doug Nickle, R OBP: 0.250, SLG: 0.358										0	0	0	0	0	0	0						
Cesar Crespo, S OBP: 0.250, SLG: 0.241										2	0	0	0	0	1	2						
<b>Inning Stats</b>	R: 0 E: 0 K: 1 S: 7	H: 0 LOB: 0 BB: 1 P: 14	R: 1 E: 0 K: 1 S: 11	H: 1 LOB: 0 BB: 1 P: 20	R: 0 E: 0 K: 1 S: 7	H: 0 LOB: 0 BB: 0 P: 11	R: 0 E: 0 K: 0 S: 8	H: 1 LOB: 1 BB: 0 P: 13	R: 0 E: 0 K: 0 S: 6	H: 1 LOB: 2 BB: 0 P: 9	R: 1 E: 0 K: 0 S: 11	H: 1 LOB: 0 BB: 1 P: 20	R: 0 E: 0 K: 1 S: 15	H: 0 LOB: 0 BB: 0 P: 20	R: 0 E: 0 K: 0 S: 13	H: 2 LOB: 2 BB: 0 P: 21	R: 0 E: 0 K: 1 S: 11	H: 2 LOB: 2 BB: 0 P: 17	1B: 6 2B: 1 3B: 0 HR: 1	SF: 0 SAC: 0 DP: 0 HBP: 1	WP: 1 PB: 0 SB: 0 CS: 2	PA: 38
<b>PITCHER</b>	IP WLS BF H R ER SO BB IBB HBP BLK WP HR S P ERA WHIP																					
Kevin Beirne, R ERA: 3.41	5.2 W 23 4 2 2 3 3 0 1 0 1 1 47 82 3.18 1.235																					
Guillermo Mota, R ERA: 4.3	1.1 4 0 0 0 1 0 0 0 0 0 0 18 25 0.00 0.000																					
Jeff Williams, L ERA: 11.7	1.0 5 2 0 0 0 0 0 0 0 0 0 13 21 0.00 2.000																					
Paul Quantrill, R ERA: 2.7	1.0 5 2 0 0 1 0 0 0 0 0 0 11 17 0.00 2.000																					

Batter	1	2	3	4	5	6	7	8	9	AB	R	H	RBI	BB	SO	LOB	BOTTOM			
Marquis Grissom, R OBP: 0.321, SLG: 0.510										4	2	3	1	1	0	0	<b>San Diego Padres @ Los Angeles Dodgers</b> Dodger Stadium, Los Angeles, CA Sat Sep 28 2002, 1:10 PM PDT Att: 33,664 - Cloudy - 69 F			
Wilkin Ruan, R OBP: 0.429, SLG: 0.571										4	2	1	2	1	0	5				
Paul Lo Duca, R OBP: 0.330, SLG: 0.402										1	0	0	0	0	0	0				
Chad Kreuter, S OBP: 0.333, SLG: 0.379										5	3	3	3	0	1	2				
Shawn Green, L OBP: 0.385, SLG: 0.558										0	1	0	0	1	0	0				
Luke Allen, L OBP: 0.600, SLG: 0.667										4	1	4	3	1	0	0				
Brian Jordan, R OBP: 0.338, SLG: 0.469										1	1	1	0	0	0	0				
Jolbert Cabrera, R OBP: 0.215, SLG: 0.163										1	1	1	0	0	0	0				
Eric Karros, R OBP: 0.323, SLG: 0.399										3	0	1	2	1	0	4				
Mike Kinkade, R OBP: 0.482, SLG: 0.617										0	0	0	0	1	0	0				
Adrián Beltré, R OBP: 0.303, SLG: 0.426										4	0	0	0	1	1	8				
Dave Hansen, L OBP: 0.358, SLG: 0.387										1	0	1	1	0	0	0				
Mark Grudzielanek, R OBP: 0.301, SLG: 0.364										3	0	0	0	1	0	2				
Joe Thurston, L OBP: 0.222, SLG: 0.375										1	0	1	1	0	0	0				
Alex Cora, L OBP: 0.371, SLG: 0.434										2	2	1	1	2	0	0				
Cesar Izturis, S OBP: 0.256, SLG: 0.306										2	0	0	0	0	1	3				
Kevin Beirne, L OBP: 0.400, SLG: 0.400										2	1	1	0	0	0	2				
Guillermo Mota, R OBP: 0.250, SLG: 0.250										1	1	1	0	0	0	0				
Chin-Feng Chen, R OBP: 0.250, SLG: 0.250										1	0	0	0	0	0	1				
Jeff Williams, R OBP: 0.500, SLG: 0.500										0	0	0	0	0	0	0				
Paul Quantrill, L OBP: 0.333, SLG: 0.333										0	0	0	0	0	0	0				
<b>Inning Stats</b>	R: 2 E: 1 K: 0 S: 9	H: 2 LOB: 2 BB: 2 P: 21	R: 3 E: 0 K: 1 S: 19	H: 2 LOB: 3 BB: 3 P: 36	R: 2 E: 0 K: 1 S: 11	H: 3 LOB: 1 BB: 0 P: 20	R: 1 E: 0 K: 0 S: 12	H: 2 LOB: 2 BB: 1 P: 20	R: 1 E: 0 K: 0 S: 13	H: 3 LOB: 2 BB: 0 P: 19	R: 3 E: 1 K: 0 S: 18	H: 3 LOB: 3 BB: 2 P: 36	R: 0 E: 0 K: 1 S: 15	H: 1 LOB: 1 BB: 0 P: 23	R: 2 E: 0 K: 0 S: 14	H: 2 LOB: 2 BB: 2 P: 29	1B: 14 2B: 3 3B: 1 HR: 0	SF: 2 SAC: 1 DP: 0 HBP: 0	WP: 1 PB: 0 SB: 0 CS: 0	PA: 53
<b>PITCHER</b>	IP WLS BF H R ER SO BB IBB HBP BLK WP HR S P ERA WHIP																			
Dennis Tankersley, R ERA: 5.27	2.0 L 15 5 4 5 5 1 5 0 0 0 0 1 0 23 40 13.50 2.500																			
Mike Bynum, L ERA: 5.27	2.0 12 5 3 3 1 0 1 0 0 0 1 0 23 40 13.50 2.500																			
Doug Nickle, R ERA: 7.88	1.1 13 6 4 3 0 2 0 0 0 0 0 0 25 44 20.25 6.000																			
Jeremy Fikac, R ERA: 5.39	1.2 6 1 0 0 1 0 0 0 0 0 0 0 21 34 0.00 0.600																			
Jason Shieff, R ERA: 27.0	0.1 5 2 2 2 0 2 0 0 0 0 0 0 8 20 54.00 12.000																			





Batter	1	2	3	4	5	6	7	8	9	AB	R	H	RBI	BB	SO	LOB	TOP										
Mark Kotsay, L (1, 8) OBP: 0.359, SLG: 0.452 Ramón Vázquez, L (6, 4) OBP: 0.344, SLG: 0.362	0-3 K		2-2 F7			0-0 P6		1-2 G5-3		3	0	0	0	0	1	0											
Deivi Cruz, R (1, 6) OBP: 0.294, SLG: 0.366	3-3 K		3-1 F9			2-0 F9		0-0 G6-3		4	0	0	0	0	1	0											
Ryan Klesko, L (1, 3) OBP: 0.388, SLG: 0.537	1-3 K		2-1 P3			2-3 K		1-3 K		4	0	0	0	0	3	0											
Phil Nevin, R (1, 5) OBP: 0.344, SLG: 0.413 29 Kory DeHaan, L (7, PR) OBP: 0.091, SLG: 0.091		1-0 FC4-6 1B		1-2 G5-3		2-2 1B G4-6-3 1B		1-2 G6-3		3	0	2	0	0	0	0											
Brian Buchanan, R (1, 9) OBP: 0.322, SLG: 0.467 Julius Matos, R (7, PR) OBP: 0.279, SLG: 0.286		1-1 FC4-6 1B		0-0 G1-3		2-2 1B G4-6-3 1B		1-3 1B		3	1	1	0	0	0	1											
Bubba Trammell, R (1, 7) OBP: 0.333, SLG: 0.414		4-1 1B BB		2-2 P5		0-0 G4-6-3		1-2 1B		2	0	0	0	1	0	1											
Sean Burroughs, L (1, 4) OBP: 0.317, SLG: 0.323 Gene Kingsale, S (6, 8) OBP: 0.350, SLG: 0.384		0-0 F9		1-0 F7		1-1 F7		0-0 F7		2	0	0	0	0	2												
Wil Nieves, R (1, 2) OBP: 0.224, SLG: 0.250		0-0 1B		0-2 L9		0-2 F8		0-0 F8		3	0	1	1	0	0	0											
Oliver Pérez, L (1, 1) OBP: 0.133, SLG: 0.133 Clay Condrey, R (8, 1) Brandon Villafuerte, R (8, 1)		2-3 3-H K2-3		0-2 F8		0-3 F8		0-3 K		3	0	0	0	0	2	2											
<b>Inning Stats</b>	R: 0 H: 0 E: 0 K: 3 S: 9	H: 0 LOB: 0 BB: 0 P: 13	R: 1 H: 2 E: 0 K: 1 S: 9	H: 2 LOB: 2 BB: 1 P: 15	R: 0 H: 0 E: 0 K: 0 S: 7	H: 0 LOB: 0 BB: 0 P: 14	R: 0 H: 0 E: 0 K: 0 S: 7	H: 0 LOB: 0 BB: 0 P: 10	R: 0 H: 0 E: 0 K: 1 S: 8	H: 0 LOB: 0 BB: 0 P: 11	R: 1 H: 2 E: 0 K: 0 S: 9	H: 2 LOB: 1 BB: 0 P: 14	R: 0 H: 0 E: 0 K: 1 S: 8	H: 0 LOB: 0 BB: 0 P: 9	R: 0 H: 0 E: 0 K: 1 S: 8	H: 0 LOB: 0 BB: 0 P: 10	1B: 4 2B: 0 3B: 0 HR: 0	SF: 0 SAC: 0 DP: 1 HBP: 0	WP: 0 PA: 31 PB: 0 SB: 0 CS: 0								
<b>PITCHER</b>	IP	WLS	BF	H	R	ER	SO	BB	IBB	HBP	BLK	WP	HR	S	P	ERA	WHIP										
57 Victor Alvarez, L (1, 1) ERA: 4.35	7.0	L	25	4	2	2	5	1	0	0	0	0	0	56	86	2.57	0.714										
Guillermo Mota, R (8, 1) ERA: 4.15	2.0		6	0	0	0	2	0	0	0	0	0	0	16	19	0.00	0.000										

San Diego Padres @ Los Angeles Dodgers  
Dodger Stadium, Los Angeles, CA  
Sun Sep 29 2002, 1:10 PM PDT  
Att: 49,168 - Sunny - 71 F

AB 30  
R 2  
H 4  
RBI 1  
BB 1  
SO 7  
LOB 7



Batter	1	2	3	4	5	6	7	8	9	AB	R	H	RBI	BB	SO	LOB	BOTTOM										
Wilkin Ruan, R (1, 8) OBP: 0.273, SLG: 0.364 Dave Hansen, L (9, PH) OBP: 0.363, SLG: 0.392	1-1 P2		0-2 G5-3		1-1 F9			0-0 G6-3	2-1 1B	4	0	0	0	0	0	0											
Joe Thurston, L (1, 4) OBP: 0.429, SLG: 0.538	2-1 HBP 1B		2-2 F9 E 1B		2-2 FC6-4 1B		1-0 BB 1B	0-0 G3	1-2 1B	5	0	4	0	0	2												
Mike Kinkade, R (1, 3) OBP: 0.483, SLG: 0.600	1-0 1B		2-0 E6		2-0 FC6-4 1B		3-2 BB 1B	1-2 1B		3	0	1	0	0	2												
Chin-Feng Chen, R (1, 7)	0-3 K		0-1 F9		3-3 K		1-3 K			4	0	0	0	0	3	6											
David Ross, R (1, 2) OBP: 0.385, SLG: 0.600	1-2 L8		0-3 K		1-0 P4		4-2 FC6-4 BB	2-3 2-3 BB		3	0	0	0	1	4												
Jolbert Cabrera, R (1, 5) OBP: 0.215, SLG: 0.167		1-2 1B		2-1 P5		1-1 G5-3		1-2 FC6-4	1-2 1B	4	0	1	0	0	3												
Cesar Izturis, S (1, 6) OBP: 0.253, SLG: 0.303		1-2 L6		1-2 G5-3		0-0 F8		1-1 G3		4	0	0	0	0	1												
Luke Allen, L (1, 9) OBP: 0.333, SLG: 0.286		0-3 K		3-3 K		2-1 F7		0-0 G4-3		4	0	0	0	2	1												
57 Victor Alvarez, L (1, 1) ERA: 3.9 Clay Condrey, R (8, 1) OBP: 0.250, SLG: 0.250 Shawn Green, L (9, PH) OBP: 0.385, SLG: 0.558		0-3 K		0-3 K		1-0 G6-3		2-1 1B		2	0	0	0	2	1												
<b>Inning Stats</b>	R: 0 H: 1 E: 0 K: 1 S: 10	H: 1 LOB: 1 BB: 0 P: 15	R: 0 H: 1 E: 0 K: 2 S: 13	H: 1 LOB: 0 BB: 0 P: 15	R: 0 H: 1 E: 1 K: 1 S: 12	H: 1 LOB: 0 BB: 0 P: 16	R: 0 H: 0 E: 0 K: 1 S: 8	H: 0 LOB: 0 BB: 0 P: 14	R: 0 H: 1 E: 0 K: 1 S: 9	H: 1 LOB: 1 BB: 0 P: 14	R: 0 H: 0 E: 0 K: 1 S: 6	H: 0 LOB: 0 BB: 0 P: 11	R: 0 H: 0 E: 0 K: 0 S: 4	H: 0 LOB: 0 BB: 0 P: 7	R: 0 H: 2 E: 0 K: 1 S: 13	H: 2 LOB: 3 BB: 1 P: 23	R: 0 H: 2 E: 0 K: 0 S: 8	H: 2 LOB: 2 BB: 0 P: 13	1B: 8 2B: 0 3B: 0 HR: 0	SF: 0 SAC: 0 DP: 0 HBP: 1	WP: 0 PA: 38 PB: 0 SB: 0 CS: 0						
<b>PITCHER</b>	IP	WLS	BF	H	R	ER	SO	BB	IBB	HBP	BLK	WP	HR	S	P	ERA	WHIP										
Oliver Pérez, L (1, 1) ERA: 3.9	7.1	W	30	6	0	0	7	0	0	1	0	0	0	67	101	0.00	0.818										
Clay Condrey, R (8, 1) ERA: 1.69	0.1	H	2	0	0	0	1	1	0	0	0	0	0	5	10	0.00	3.000										
Brandon Villafuerte, R (8, 1) ERA: 1.41	1.1	S	6	2	0	0	0	0	0	0	0	0	0	11	17	0.00	1.500										

San Diego Padres @ Los Angeles Dodgers  
Dodger Stadium, Los Angeles, CA  
Sun Sep 29 2002, 1:10 PM PDT  
Att: 49,168 - Sunny - 71 F

AB 36  
R 0  
H 8  
RBI 0  
BB 1  
SO 8  
LOB 20

